

**COMPETITION SCHEDULE** As of 6 SEP 2008

竞赛日程

Date	Start Time	Estimated Finish Time	Teams	Phase	Game No.	Location
SUN 7 SEP	9:00	10:45	IRI vs RSA	Men Preliminaries-Group A	1	National Stadium
	10:00	11:45	AUS vs GBR	Women Preliminaries-Group A	2	USTB Gymnasium
	11:15	13:00	JPN vs SWE	Men Preliminaries-Group A	3	National Stadium
	12:15	14:00	NED vs MEX	Women Preliminaries-Group B	4	USTB Gymnasium
	13:30	15:15	USA vs ISR	Men Preliminaries-Group B	5	National Stadium
	15:30	17:15	GER vs BRA	Women Preliminaries-Group A	6	USTB Gymnasium
	16:15	18:00	AUS vs BRA	Men Preliminaries-Group B	7	National Stadium
	17:45	19:30	CHN vs JPN	Women Preliminaries-Group B	8	USTB Gymnasium
	18:30	20:15	CHN vs GBR	Men Preliminaries-Group B	9	National Stadium
	20:45	22:30	CAN vs GER	Men Preliminaries-Group A	10	National Stadium
MON 8 SEP	9:00	10:45	JPN vs MEX	Women Preliminaries-Group B	11	National Stadium
	10:00	11:45	BRA vs USA	Men Preliminaries-Group B	12	USTB Gymnasium
	11:15	13:00	CAN vs NED	Women Preliminaries-Group B	13	National Stadium
	12:15	14:00	ISR vs CHN	Men Preliminaries-Group B	14	USTB Gymnasium
	13:30	15:15	BRA vs AUS	Women Preliminaries-Group A	15	National Stadium
	15:30	17:15	SWE vs IRI	Men Preliminaries-Group A	16	USTB Gymnasium
	16:15	18:00	USA vs GER	Women Preliminaries-Group A	17	National Stadium
	17:45	19:30	RSA vs CAN	Men Preliminaries-Group A	18	USTB Gymnasium
	18:30	20:15	GER vs JPN	Men Preliminaries-Group A	19	National Stadium
	20:45	22:30	GBR vs AUS	Men Preliminaries-Group B	20	National Stadium
TUE 9 SEP	9:00	10:45	BRA vs ISR	Men Preliminaries-Group B	21	National Stadium
	10:00	11:45	IRI vs JPN	Men Preliminaries-Group A	22	USTB Gymnasium
	11:15	13:00	AUS vs CHN	Men Preliminaries-Group B	23	National Stadium
	12:15	14:00	RSA vs GER	Men Preliminaries-Group A	24	USTB Gymnasium
	13:30	15:15	MEX vs CHN	Women Preliminaries-Group B	25	National Stadium
	15:30	17:15	AUS vs USA	Women Preliminaries-Group A	26	USTB Gymnasium
	16:15	18:00	JPN vs CAN	Women Preliminaries-Group B	27	National Stadium
	17:45	19:30	GBR vs BRA	Women Preliminaries-Group A	28	USTB Gymnasium
	18:30	20:15	CAN vs SWE	Men Preliminaries-Group A	29	National Stadium
	20:45	22:30	USA vs GBR	Men Preliminaries-Group B	30	National Stadium
WED 10 SEP	9:00	10:45	JPN vs CAN	Men Preliminaries-Group A	31	National Stadium
	10:00	11:45	NED vs JPN	Women Preliminaries-Group B	32	USTB Gymnasium
	11:15	13:00	SWE vs RSA	Men Preliminaries-Group A	33	National Stadium
	12:15	14:00	USA vs GBR	Women Preliminaries-Group A	34	USTB Gymnasium
	13:30	15:15	GER vs IRI	Men Preliminaries-Group A	35	National Stadium
	15:30	17:15	AUS vs ISR	Men Preliminaries-Group B	36	USTB Gymnasium
	16:15	18:00	CAN vs CHN	Women Preliminaries-Group B	37	National Stadium
	17:45	19:30	CHN vs USA	Men Preliminaries-Group B	38	USTB Gymnasium
	18:30	20:15	GER vs AUS	Women Preliminaries-Group A	39	National Stadium
	20:45	22:30	GBR vs BRA	Men Preliminaries-Group B	40	National Stadium
THU 11 SEP	9:00	10:45	BRA vs USA	Women Preliminaries-Group A	41	National Stadium
	10:00	11:45	ISR vs GBR	Men Preliminaries-Group B	42	USTB Gymnasium
	11:15	13:00	GBR vs GER	Women Preliminaries-Group A	43	National Stadium
	12:15	14:00	RSA vs JPN	Men Preliminaries-Group A	44	USTB Gymnasium
	13:30	15:15	GER vs SWE	Men Preliminaries-Group A	45	National Stadium
	15:30	17:15	MEX vs CAN	Women Preliminaries-Group B	46	USTB Gymnasium
	16:15	18:00	CAN vs IRI	Men Preliminaries-Group A	47	National Stadium
	17:45	19:30	CHN vs NED	Women Preliminaries-Group B	48	USTB Gymnasium
	18:30	20:15	CHN vs BRA	Men Preliminaries-Group B	49	National Stadium
	20:45	22:30	USA vs AUS	Men Preliminaries-Group B	50	National Stadium

COMPETITION SCHEDULE As of 6 SEP 2008

竞赛日程

Date	Start Time	Estimated Finish Time	Teams	Phase	Game No.	Location
FRI 12 SEP	9:00	10:45	5th Group B vs 6th Group A	Men Classification 9th-12th	51	National Stadium
	11:15	13:00	5th Group A vs 6th Group B	Men Classification 9th-12th	52	National Stadium
	13:30	15:15	1st Group A vs 4th Group B	Women Quarterfinals	53	National Stadium
	16:45	18:30	2nd Group B vs 3rd Group A	Women Quarterfinals	54	National Stadium
	19:00	20:45	2nd Group A vs 3rd Group B	Women Quarterfinals	55	National Stadium
	21:15	23:00	1st Group B vs 4th Group A	Women Quarterfinals	56	National Stadium
SAT 13 SEP	9:00	10:45	1st Group A vs 4th Group B	Men Quarterfinals	57	National Stadium
	11:15	13:00	2nd Group B vs 3rd Group A	Men Quarterfinals	58	National Stadium
	13:30	15:15	2nd Group A vs 3rd Group B	Men Quarterfinals	59	National Stadium
	16:45	18:30	1st Group B vs 4th Group A	Men Quarterfinals	60	National Stadium
	19:00	20:45	Winner #53 vs Winner #54	Women Semifinal	61	National Stadium
	21:15	23:00	Winner #55 vs Winner #56	Women Semifinal	62	National Stadium
SUN 14 SEP	9:00	10:45	Loser #53 vs Loser #54	Women Classification 5th-8th	63	National Stadium
	11:15	13:00	Loser #55 vs Loser #56	Women Classification 5th-8th	64	National Stadium
	13:30	15:15	5th Group A vs 5th Group B	Women Classification 9th-10th	65	National Stadium
	15:45	17:30	Loser #51 vs Loser #52	Men Classification 11th-12th	66	National Stadium
	19:00	20:45	Winner #57 vs Winner #58	Men Semifinal	67	National Stadium
	21:30	23:15	Winner #59 vs Winner #60	Men Semifinal	68	National Stadium
MON 15 SEP	9:00	10:45	Loser #57 vs Loser #58	Men Classification 5th-8th	69	National Stadium
	11:15	13:00	Loser #59 vs Loser #60	Men Classification 5th-8th	70	National Stadium
	13:30	15:15	Loser #64 vs Loser #63	Women Classification 7th-8th	71	National Stadium
	15:45	17:30	Winner #64 vs Winner #63	Women Classification 5th-6th	72	National Stadium
	19:00	20:45	Loser #62 vs Loser #61	Women Bronze Medal	73	National Stadium
	21:30	23:15	Winner #62 vs Winner #61	Women Gold Medal	74	National Stadium
TUE 16 SEP	9:00	10:45	Winner #51 vs Winner #52	Men Classification 9th-10th	75	National Stadium
	11:15	13:00	Loser #69 vs Loser #70	Men Classification 7th-8th	76	National Stadium
	13:30	15:15	Winner #69 vs Winner #70	Men Classification 5th-6th	77	National Stadium
	17:00	18:45	Loser #67 vs Loser #68	Men Bronze Medal	78	National Stadium
	19:30	21:15	Winner #67 vs Winner #68	Men Gold Medal	79	National Stadium

**COMPETITION SCHEDULE** As of 8 SEP 2008

竞赛日程

Date	Start Time	Estimated Finish Time	Teams	Phase	Game No.	Location
SUN 7 SEP	9:00	10:45	IRI vs RSA	Men Preliminaries-Group A	1	National Indoor Stadium
	10:00	11:45	AUS vs GBR	Women Preliminaries-Group A	2	USTB Gymnasium
	11:15	13:00	JPN vs SWE	Men Preliminaries-Group A	3	National Indoor Stadium
	12:15	14:00	NED vs MEX	Women Preliminaries-Group B	4	USTB Gymnasium
	13:30	15:15	USA vs ISR	Men Preliminaries-Group B	5	National Indoor Stadium
	15:30	17:15	GER vs BRA	Women Preliminaries-Group A	6	USTB Gymnasium
	16:15	18:00	AUS vs BRA	Men Preliminaries-Group B	7	National Indoor Stadium
	17:45	19:30	CHN vs JPN	Women Preliminaries-Group B	8	USTB Gymnasium
	18:30	20:15	CHN vs GBR	Men Preliminaries-Group B	9	National Indoor Stadium
	20:45	22:30	CAN vs GER	Men Preliminaries-Group A	10	National Indoor Stadium
MON 8 SEP	9:00	10:45	JPN vs MEX	Women Preliminaries-Group B	11	National Indoor Stadium
	10:00	11:45	BRA vs USA	Men Preliminaries-Group B	12	USTB Gymnasium
	11:15	13:00	CAN vs NED	Women Preliminaries-Group B	13	National Indoor Stadium
	12:15	14:00	ISR vs CHN	Men Preliminaries-Group B	14	USTB Gymnasium
	13:30	15:15	BRA vs AUS	Women Preliminaries-Group A	15	National Indoor Stadium
	15:30	17:15	SWE vs IRI	Men Preliminaries-Group A	16	USTB Gymnasium
	16:15	18:00	USA vs GER	Women Preliminaries-Group A	17	National Indoor Stadium
	17:45	19:30	RSA vs CAN	Men Preliminaries-Group A	18	USTB Gymnasium
	18:30	20:15	GER vs JPN	Men Preliminaries-Group A	19	National Indoor Stadium
	20:45	22:30	GBR vs AUS	Men Preliminaries-Group B	20	National Indoor Stadium
TUE 9 SEP	9:00	10:45	BRA vs ISR	Men Preliminaries-Group B	21	National Indoor Stadium
	10:00	11:45	IRI vs JPN	Men Preliminaries-Group A	22	USTB Gymnasium
	11:15	13:00	AUS vs CHN	Men Preliminaries-Group B	23	National Indoor Stadium
	12:15	14:00	RSA vs GER	Men Preliminaries-Group A	24	USTB Gymnasium
	13:30	15:15	MEX vs CHN	Women Preliminaries-Group B	25	National Indoor Stadium
	15:30	17:15	AUS vs USA	Women Preliminaries-Group A	26	USTB Gymnasium
	16:15	18:00	JPN vs CAN	Women Preliminaries-Group B	27	National Indoor Stadium
	17:45	19:30	GBR vs BRA	Women Preliminaries-Group A	28	USTB Gymnasium
	18:30	20:15	CAN vs SWE	Men Preliminaries-Group A	29	National Indoor Stadium
	20:45	22:30	USA vs GBR	Men Preliminaries-Group B	30	National Indoor Stadium
WED 10 SEP	9:00	10:45	JPN vs CAN	Men Preliminaries-Group A	31	National Indoor Stadium
	10:00	11:45	NED vs JPN	Women Preliminaries-Group B	32	USTB Gymnasium
	11:15	13:00	SWE vs RSA	Men Preliminaries-Group A	33	National Indoor Stadium
	12:15	14:00	USA vs GBR	Women Preliminaries-Group A	34	USTB Gymnasium
	13:30	15:15	GER vs IRI	Men Preliminaries-Group A	35	National Indoor Stadium
	15:30	17:15	AUS vs ISR	Men Preliminaries-Group B	36	USTB Gymnasium
	16:15	18:00	CAN vs CHN	Women Preliminaries-Group B	37	National Indoor Stadium
	17:45	19:30	CHN vs USA	Men Preliminaries-Group B	38	USTB Gymnasium
	18:30	20:15	GER vs AUS	Women Preliminaries-Group A	39	National Indoor Stadium
	20:45	22:30	GBR vs BRA	Men Preliminaries-Group B	40	National Indoor Stadium
THU 11 SEP	9:00	10:45	BRA vs USA	Women Preliminaries-Group A	41	National Indoor Stadium
	10:00	11:45	ISR vs GBR	Men Preliminaries-Group B	42	USTB Gymnasium
	11:15	13:00	GBR vs GER	Women Preliminaries-Group A	43	National Indoor Stadium
	12:15	14:00	RSA vs JPN	Men Preliminaries-Group A	44	USTB Gymnasium
	13:30	15:15	GER vs SWE	Men Preliminaries-Group A	45	National Indoor Stadium
	15:30	17:15	MEX vs CAN	Women Preliminaries-Group B	46	USTB Gymnasium
	16:15	18:00	CAN vs IRI	Men Preliminaries-Group A	47	National Indoor Stadium
	17:45	19:30	CHN vs NED	Women Preliminaries-Group B	48	USTB Gymnasium
	18:30	20:15	CHN vs BRA	Men Preliminaries-Group B	49	National Indoor Stadium
	20:45	22:30	USA vs AUS	Men Preliminaries-Group B	50	National Indoor Stadium

COMPETITION SCHEDULE As of 8 SEP 2008

竞赛日程

Date	Start Time	Estimated Finish Time	Teams	Phase	Game No.	Location
FRI 12 SEP	9:00	10:45	5th Group B vs 6th Group A	Men Classification 9th-12th	51	National Indoor Stadium
	11:15	13:00	5th Group A vs 6th Group B	Men Classification 9th-12th	52	National Indoor Stadium
	13:30	15:15	1st Group A vs 4th Group B	Women Quarterfinals	53	National Indoor Stadium
	16:45	18:30	2nd Group B vs 3rd Group A	Women Quarterfinals	54	National Indoor Stadium
	19:00	20:45	2nd Group A vs 3rd Group B	Women Quarterfinals	55	National Indoor Stadium
	21:15	23:00	1st Group B vs 4th Group A	Women Quarterfinals	56	National Indoor Stadium
SAT 13 SEP	9:00	10:45	1st Group A vs 4th Group B	Men Quarterfinals	57	National Indoor Stadium
	11:15	13:00	2nd Group B vs 3rd Group A	Men Quarterfinals	58	National Indoor Stadium
	13:30	15:15	2nd Group A vs 3rd Group B	Men Quarterfinals	59	National Indoor Stadium
	16:45	18:30	1st Group B vs 4th Group A	Men Quarterfinals	60	National Indoor Stadium
	19:00	20:45	Winner #53 vs Winner #54	Women Semifinal	61	National Indoor Stadium
	21:15	23:00	Winner #55 vs Winner #56	Women Semifinal	62	National Indoor Stadium
SUN 14 SEP	9:00	10:45	Loser #53 vs Loser #54	Women Classification 5th-8th	63	National Indoor Stadium
	11:15	13:00	Loser #55 vs Loser #56	Women Classification 5th-8th	64	National Indoor Stadium
	13:30	15:15	5th Group A vs 5th Group B	Women Classification 9th-10th	65	National Indoor Stadium
	15:45	17:30	Loser #51 vs Loser #52	Men Classification 11th-12th	66	National Indoor Stadium
	19:00	20:45	Winner #57 vs Winner #58	Men Semifinal	67	National Indoor Stadium
	21:30	23:15	Winner #59 vs Winner #60	Men Semifinal	68	National Indoor Stadium
MON 15 SEP	9:00	10:45	Loser #57 vs Loser #58	Men Classification 5th-8th	69	National Indoor Stadium
	11:15	13:00	Loser #59 vs Loser #60	Men Classification 5th-8th	70	National Indoor Stadium
	13:30	15:15	Loser #64 vs Loser #63	Women Classification 7th-8th	71	National Indoor Stadium
	15:45	17:30	Winner #64 vs Winner #63	Women Classification 5th-6th	72	National Indoor Stadium
	19:00	20:45	Loser #62 vs Loser #61	Women Bronze Medal	73	National Indoor Stadium
	21:30	23:15	Winner #62 vs Winner #61	Women Gold Medal	74	National Indoor Stadium
TUE 16 SEP	9:00	10:45	Winner #51 vs Winner #52	Men Classification 9th-10th	75	National Indoor Stadium
	11:15	13:00	Loser #69 vs Loser #70	Men Classification 7th-8th	76	National Indoor Stadium
	13:30	15:15	Winner #69 vs Winner #70	Men Classification 5th-6th	77	National Indoor Stadium
	17:00	18:45	Loser #67 vs Loser #68	Men Bronze Medal	78	National Indoor Stadium
	19:30	21:15	Winner #67 vs Winner #68	Men Gold Medal	79	National Indoor Stadium



**COMPETITION SCHEDULE** As of 11 SEP 2008

竞赛日程

Date	Start Time	Estimated Finish Time	Teams	Phase	Game No.	Location
SUN 7 SEP	9:00	10:45	IRI vs RSA	Men Preliminaries-Group A	1	National Indoor Stadium
	10:00	11:45	AUS vs GBR	Women Preliminaries-Group A	2	USTB Gymnasium
	11:15	13:00	JPN vs SWE	Men Preliminaries-Group A	3	National Indoor Stadium
	12:15	14:00	NED vs MEX	Women Preliminaries-Group B	4	USTB Gymnasium
	13:30	15:15	USA vs ISR	Men Preliminaries-Group B	5	National Indoor Stadium
	15:30	17:15	GER vs BRA	Women Preliminaries-Group A	6	USTB Gymnasium
	16:15	18:00	AUS vs BRA	Men Preliminaries-Group B	7	National Indoor Stadium
	17:45	19:30	CHN vs JPN	Women Preliminaries-Group B	8	USTB Gymnasium
	18:30	20:15	CHN vs GBR	Men Preliminaries-Group B	9	National Indoor Stadium
	20:45	22:30	CAN vs GER	Men Preliminaries-Group A	10	National Indoor Stadium
MON 8 SEP	9:00	10:45	JPN vs MEX	Women Preliminaries-Group B	11	National Indoor Stadium
	10:00	11:45	BRA vs USA	Men Preliminaries-Group B	12	USTB Gymnasium
	11:15	13:00	CAN vs NED	Women Preliminaries-Group B	13	National Indoor Stadium
	12:15	14:00	ISR vs CHN	Men Preliminaries-Group B	14	USTB Gymnasium
	13:30	15:15	BRA vs AUS	Women Preliminaries-Group A	15	National Indoor Stadium
	15:30	17:15	SWE vs IRI	Men Preliminaries-Group A	16	USTB Gymnasium
	16:15	18:00	USA vs GER	Women Preliminaries-Group A	17	National Indoor Stadium
	17:45	19:30	RSA vs CAN	Men Preliminaries-Group A	18	USTB Gymnasium
	18:30	20:15	GER vs JPN	Men Preliminaries-Group A	19	National Indoor Stadium
	20:45	22:30	GBR vs AUS	Men Preliminaries-Group B	20	National Indoor Stadium
TUE 9 SEP	9:00	10:45	BRA vs ISR	Men Preliminaries-Group B	21	National Indoor Stadium
	10:00	11:45	IRI vs JPN	Men Preliminaries-Group A	22	USTB Gymnasium
	11:30	13:15	AUS vs CHN	Men Preliminaries-Group B	23	National Indoor Stadium
	12:15	14:00	RSA vs GER	Men Preliminaries-Group A	24	USTB Gymnasium
	13:30	15:15	MEX vs CHN	Women Preliminaries-Group B	25	National Indoor Stadium
	15:30	17:15	AUS vs USA	Women Preliminaries-Group A	26	USTB Gymnasium
	16:15	18:00	JPN vs CAN	Women Preliminaries-Group B	27	National Indoor Stadium
	17:45	19:30	GBR vs BRA	Women Preliminaries-Group A	28	USTB Gymnasium
	18:30	20:15	CAN vs SWE	Men Preliminaries-Group A	29	National Indoor Stadium
	20:45	22:30	USA vs GBR	Men Preliminaries-Group B	30	National Indoor Stadium
WED 10 SEP	9:00	10:45	JPN vs CAN	Men Preliminaries-Group A	31	National Indoor Stadium
	10:00	11:45	NED vs JPN	Women Preliminaries-Group B	32	USTB Gymnasium
	11:15	13:00	SWE vs RSA	Men Preliminaries-Group A	33	National Indoor Stadium
	12:15	14:00	USA vs GBR	Women Preliminaries-Group A	34	USTB Gymnasium
	13:30	15:15	GER vs IRI	Men Preliminaries-Group A	35	National Indoor Stadium
	15:30	17:15	AUS vs ISR	Men Preliminaries-Group B	36	USTB Gymnasium
	16:15	18:00	CAN vs CHN	Women Preliminaries-Group B	37	National Indoor Stadium
	17:45	19:30	CHN vs USA	Men Preliminaries-Group B	38	USTB Gymnasium
	18:30	20:15	GER vs AUS	Women Preliminaries-Group A	39	National Indoor Stadium
	20:45	22:30	GBR vs BRA	Men Preliminaries-Group B	40	National Indoor Stadium
THU 11 SEP	9:00	10:45	BRA vs USA	Women Preliminaries-Group A	41	National Indoor Stadium
	10:00	11:45	ISR vs GBR	Men Preliminaries-Group B	42	USTB Gymnasium
	11:15	13:00	GBR vs GER	Women Preliminaries-Group A	43	National Indoor Stadium
	12:15	14:00	RSA vs JPN	Men Preliminaries-Group A	44	USTB Gymnasium
	13:30	15:15	GER vs SWE	Men Preliminaries-Group A	45	National Indoor Stadium
	15:30	17:15	MEX vs CAN	Women Preliminaries-Group B	46	USTB Gymnasium
	16:15	18:00	CAN vs IRI	Men Preliminaries-Group A	47	National Indoor Stadium
	17:45	19:30	CHN vs NED	Women Preliminaries-Group B	48	USTB Gymnasium
	18:30	20:15	CHN vs BRA	Men Preliminaries-Group B	49	National Indoor Stadium
	20:45	22:30	USA vs AUS	Men Preliminaries-Group B	50	National Indoor Stadium

COMPETITION SCHEDULE As of 11 SEP 2008

竞赛日程

Date	Start Time	Estimated Finish Time	Teams	Phase	Game No.	Location
FRI 12 SEP	9:00	10:45	BRA vs SWE	Men Classification 9th-12th	51	National Indoor Stadium
	11:15	13:00	RSA vs CHN	Men Classification 9th-12th	52	National Indoor Stadium
	13:30	15:15	USA vs CHN	Women Quarterfinals	53	National Indoor Stadium
	16:45	18:30	JPN vs GBR	Women Quarterfinals	56	National Indoor Stadium
	19:00	20:45	GER vs NED	Women Quarterfinals	55	National Indoor Stadium
	21:15	23:00	CAN vs AUS	Women Quarterfinals	54	National Indoor Stadium
SAT 13 SEP	9:00	10:45	USA vs IRI	Men Quarterfinals	58	National Indoor Stadium
	11:15	13:00	CAN vs ISR	Men Quarterfinals	57	National Indoor Stadium
	13:30	15:15	AUS vs JPN	Men Quarterfinals	60	National Indoor Stadium
	16:45	18:30	GER vs GBR	Men Quarterfinals	59	National Indoor Stadium
	19:00	20:45	Winner #53 vs Winner #54	Women Semifinal	61	National Indoor Stadium
	21:15	23:00	Winner #55 vs Winner #56	Women Semifinal	62	National Indoor Stadium
SUN 14 SEP	9:00	10:45	Loser #53 vs Loser #54	Women Classification 5th-8th	63	National Indoor Stadium
	11:15	13:00	Loser #55 vs Loser #56	Women Classification 5th-8th	64	National Indoor Stadium
	13:30	15:15	BRA vs MEX	Women Classification 9th-10th	65	National Indoor Stadium
	15:45	17:30	Loser #51 vs Loser #52	Men Classification 11th-12th	66	National Indoor Stadium
	19:00	20:45	Winner #57 vs Winner #58	Men Semifinal	67	National Indoor Stadium
	21:30	23:15	Winner #59 vs Winner #60	Men Semifinal	68	National Indoor Stadium
MON 15 SEP	9:00	10:45	Loser #57 vs Loser #58	Men Classification 5th-8th	69	National Indoor Stadium
	11:15	13:00	Loser #59 vs Loser #60	Men Classification 5th-8th	70	National Indoor Stadium
	13:30	15:15	Loser #64 vs Loser #63	Women Classification 7th-8th	71	National Indoor Stadium
	15:45	17:30	Winner #64 vs Winner #63	Women Classification 5th-6th	72	National Indoor Stadium
	19:00	20:45	Loser #62 vs Loser #61	Women Bronze Medal	73	National Indoor Stadium
	21:30	23:15	Winner #62 vs Winner #61	Women Gold Medal	74	National Indoor Stadium
TUE 16 SEP	9:00	10:45	Winner #51 vs Winner #52	Men Classification 9th-10th	75	National Indoor Stadium
	11:15	13:00	Loser #69 vs Loser #70	Men Classification 7th-8th	76	National Indoor Stadium
	13:30	15:15	Winner #69 vs Winner #70	Men Classification 5th-6th	77	National Indoor Stadium
	17:00	18:45	Loser #67 vs Loser #68	Men Bronze Medal	78	National Indoor Stadium
	19:30	21:15	Winner #67 vs Winner #68	Men Gold Medal	79	National Indoor Stadium

**COMPETITION SCHEDULE** As of 13 SEP 2008

竞赛日程

Date	Start Time	Estimated Finish Time	Teams	Phase	Game No.	Location
SUN 7 SEP	9:00	10:45	IRI vs RSA	Men Preliminaries-Group A	1	National Indoor Stadium
	10:00	11:45	AUS vs GBR	Women Preliminaries-Group A	2	USTB Gymnasium
	11:15	13:00	JPN vs SWE	Men Preliminaries-Group A	3	National Indoor Stadium
	12:15	14:00	NED vs MEX	Women Preliminaries-Group B	4	USTB Gymnasium
	13:30	15:15	USA vs ISR	Men Preliminaries-Group B	5	National Indoor Stadium
	15:30	17:15	GER vs BRA	Women Preliminaries-Group A	6	USTB Gymnasium
	16:15	18:00	AUS vs BRA	Men Preliminaries-Group B	7	National Indoor Stadium
	17:45	19:30	CHN vs JPN	Women Preliminaries-Group B	8	USTB Gymnasium
	18:30	20:15	CHN vs GBR	Men Preliminaries-Group B	9	National Indoor Stadium
	20:45	22:30	CAN vs GER	Men Preliminaries-Group A	10	National Indoor Stadium
MON 8 SEP	9:00	10:45	JPN vs MEX	Women Preliminaries-Group B	11	National Indoor Stadium
	10:00	11:45	BRA vs USA	Men Preliminaries-Group B	12	USTB Gymnasium
	11:15	13:00	CAN vs NED	Women Preliminaries-Group B	13	National Indoor Stadium
	12:15	14:00	ISR vs CHN	Men Preliminaries-Group B	14	USTB Gymnasium
	13:30	15:15	BRA vs AUS	Women Preliminaries-Group A	15	National Indoor Stadium
	15:30	17:15	SWE vs IRI	Men Preliminaries-Group A	16	USTB Gymnasium
	16:15	18:00	USA vs GER	Women Preliminaries-Group A	17	National Indoor Stadium
	17:45	19:30	RSA vs CAN	Men Preliminaries-Group A	18	USTB Gymnasium
	18:30	20:15	GER vs JPN	Men Preliminaries-Group A	19	National Indoor Stadium
	20:45	22:30	GBR vs AUS	Men Preliminaries-Group B	20	National Indoor Stadium
TUE 9 SEP	9:00	10:45	BRA vs ISR	Men Preliminaries-Group B	21	National Indoor Stadium
	10:00	11:45	IRI vs JPN	Men Preliminaries-Group A	22	USTB Gymnasium
	11:30	13:15	AUS vs CHN	Men Preliminaries-Group B	23	National Indoor Stadium
	12:15	14:00	RSA vs GER	Men Preliminaries-Group A	24	USTB Gymnasium
	13:30	15:15	MEX vs CHN	Women Preliminaries-Group B	25	National Indoor Stadium
	15:30	17:15	AUS vs USA	Women Preliminaries-Group A	26	USTB Gymnasium
	16:15	18:00	JPN vs CAN	Women Preliminaries-Group B	27	National Indoor Stadium
	17:45	19:30	GBR vs BRA	Women Preliminaries-Group A	28	USTB Gymnasium
	18:30	20:15	CAN vs SWE	Men Preliminaries-Group A	29	National Indoor Stadium
	20:45	22:30	USA vs GBR	Men Preliminaries-Group B	30	National Indoor Stadium
WED 10 SEP	9:00	10:45	JPN vs CAN	Men Preliminaries-Group A	31	National Indoor Stadium
	10:00	11:45	NED vs JPN	Women Preliminaries-Group B	32	USTB Gymnasium
	11:15	13:00	SWE vs RSA	Men Preliminaries-Group A	33	National Indoor Stadium
	12:15	14:00	USA vs GBR	Women Preliminaries-Group A	34	USTB Gymnasium
	13:30	15:15	GER vs IRI	Men Preliminaries-Group A	35	National Indoor Stadium
	15:30	17:15	AUS vs ISR	Men Preliminaries-Group B	36	USTB Gymnasium
	16:15	18:00	CAN vs CHN	Women Preliminaries-Group B	37	National Indoor Stadium
	17:45	19:30	CHN vs USA	Men Preliminaries-Group B	38	USTB Gymnasium
	18:30	20:15	GER vs AUS	Women Preliminaries-Group A	39	National Indoor Stadium
	20:45	22:30	GBR vs BRA	Men Preliminaries-Group B	40	National Indoor Stadium
THU 11 SEP	9:00	10:45	BRA vs USA	Women Preliminaries-Group A	41	National Indoor Stadium
	10:00	11:45	ISR vs GBR	Men Preliminaries-Group B	42	USTB Gymnasium
	11:15	13:00	GBR vs GER	Women Preliminaries-Group A	43	National Indoor Stadium
	12:15	14:00	RSA vs JPN	Men Preliminaries-Group A	44	USTB Gymnasium
	13:30	15:15	GER vs SWE	Men Preliminaries-Group A	45	National Indoor Stadium
	15:30	17:15	MEX vs CAN	Women Preliminaries-Group B	46	USTB Gymnasium
	16:15	18:00	CAN vs IRI	Men Preliminaries-Group A	47	National Indoor Stadium
	17:45	19:30	CHN vs NED	Women Preliminaries-Group B	48	USTB Gymnasium
	18:30	20:15	CHN vs BRA	Men Preliminaries-Group B	49	National Indoor Stadium
	20:45	22:30	USA vs AUS	Men Preliminaries-Group B	50	National Indoor Stadium

**COMPETITION SCHEDULE** As of 13 SEP 2008

竞赛日程

Date	Start Time	Estimated Finish Time	Teams	Phase	Game No.	Location
FRI 12 SEP	9:00	10:45	BRA vs SWE	Men Classification 9th-12th	51	National Indoor Stadium
	11:15	13:00	RSA vs CHN	Men Classification 9th-12th	52	National Indoor Stadium
	13:30	15:15	USA vs CHN	Women Quarterfinals	53	National Indoor Stadium
	16:45	18:30	JPN vs GBR	Women Quarterfinals	56	National Indoor Stadium
	19:00	20:45	GER vs NED	Women Quarterfinals	55	National Indoor Stadium
	21:15	23:00	CAN vs AUS	Women Quarterfinals	54	National Indoor Stadium
SAT 13 SEP	9:00	10:45	USA vs IRI	Men Quarterfinals	58	National Indoor Stadium
	11:15	13:00	CAN vs ISR	Men Quarterfinals	57	National Indoor Stadium
	13:30	15:15	AUS vs JPN	Men Quarterfinals	60	National Indoor Stadium
	16:45	18:30	GER vs GBR	Men Quarterfinals	59	National Indoor Stadium
	19:00	20:45	USA vs AUS	Women Semifinal	61	National Indoor Stadium
	21:15	23:00	GER vs JPN	Women Semifinal	62	National Indoor Stadium
SUN 14 SEP	9:00	10:45	CHN vs CAN	Women Classification 5th-8th	63	National Indoor Stadium
	11:15	13:00	NED vs GBR	Women Classification 5th-8th	64	National Indoor Stadium
	13:30	15:15	BRA vs MEX	Women Classification 9th-10th	65	National Indoor Stadium
	15:45	17:30	SWE vs CHN	Men Classification 11th-12th	66	National Indoor Stadium
	19:00	20:45	GBR vs AUS	Men Semifinal	68	National Indoor Stadium
	21:30	23:15	CAN vs USA	Men Semifinal	67	National Indoor Stadium
MON 15 SEP	9:00	10:45	ISR vs Loser #58(BYE)	Men Classification 5th-8th	69	National Indoor Stadium
	11:15	13:00	GER vs JPN	Men Classification 5th-8th	70	National Indoor Stadium
	13:30	15:15	Loser #63 vs Loser #64	Women Classification 7th-8th	71	National Indoor Stadium
	15:45	17:30	Winner #63 vs Winner #64	Women Classification 5th-6th	72	National Indoor Stadium
	19:00	20:45	AUS vs JPN	Women Bronze Medal	73	National Indoor Stadium
	21:30	23:15	USA vs GER	Women Gold Medal	74	National Indoor Stadium
TUE 16 SEP	9:00	10:45	BRA vs RSA	Men Classification 9th-10th	75	National Indoor Stadium
	11:15	13:00	Loser #69 vs Loser #70	Men Classification 7th-8th	76	National Indoor Stadium
	13:30	15:15	Winner #69 vs Winner #70	Men Classification 5th-6th	77	National Indoor Stadium
	17:00	18:45	Loser #67 vs Loser #68	Men Bronze Medal	78	National Indoor Stadium
	19:30	21:15	Winner #67 vs Winner #68	Men Gold Medal	79	National Indoor Stadium

**COMPETITION SCHEDULE** As of 15 SEP 2008

竞赛日程

Date	Start Time	Estimated Finish Time	Teams	Phase	Game No.	Location
SUN 7 SEP	9:00	10:45	IRI vs RSA	Men Preliminaries-Group A	1	National Indoor Stadium
	10:00	11:45	AUS vs GBR	Women Preliminaries-Group A	2	USTB Gymnasium
	11:15	13:00	JPN vs SWE	Men Preliminaries-Group A	3	National Indoor Stadium
	12:15	14:00	NED vs MEX	Women Preliminaries-Group B	4	USTB Gymnasium
	13:30	15:15	USA vs ISR	Men Preliminaries-Group B	5	National Indoor Stadium
	15:30	17:15	GER vs BRA	Women Preliminaries-Group A	6	USTB Gymnasium
	16:15	18:00	AUS vs BRA	Men Preliminaries-Group B	7	National Indoor Stadium
	17:45	19:30	CHN vs JPN	Women Preliminaries-Group B	8	USTB Gymnasium
	18:30	20:15	CHN vs GBR	Men Preliminaries-Group B	9	National Indoor Stadium
	20:45	22:30	CAN vs GER	Men Preliminaries-Group A	10	National Indoor Stadium
MON 8 SEP	9:00	10:45	JPN vs MEX	Women Preliminaries-Group B	11	National Indoor Stadium
	10:00	11:45	BRA vs USA	Men Preliminaries-Group B	12	USTB Gymnasium
	11:15	13:00	CAN vs NED	Women Preliminaries-Group B	13	National Indoor Stadium
	12:15	14:00	ISR vs CHN	Men Preliminaries-Group B	14	USTB Gymnasium
	13:30	15:15	BRA vs AUS	Women Preliminaries-Group A	15	National Indoor Stadium
	15:30	17:15	SWE vs IRI	Men Preliminaries-Group A	16	USTB Gymnasium
	16:15	18:00	USA vs GER	Women Preliminaries-Group A	17	National Indoor Stadium
	17:45	19:30	RSA vs CAN	Men Preliminaries-Group A	18	USTB Gymnasium
	18:30	20:15	GER vs JPN	Men Preliminaries-Group A	19	National Indoor Stadium
	20:45	22:30	GBR vs AUS	Men Preliminaries-Group B	20	National Indoor Stadium
TUE 9 SEP	9:00	10:45	BRA vs ISR	Men Preliminaries-Group B	21	National Indoor Stadium
	10:00	11:45	IRI vs JPN	Men Preliminaries-Group A	22	USTB Gymnasium
	11:30	13:15	AUS vs CHN	Men Preliminaries-Group B	23	National Indoor Stadium
	12:15	14:00	RSA vs GER	Men Preliminaries-Group A	24	USTB Gymnasium
	13:30	15:15	MEX vs CHN	Women Preliminaries-Group B	25	National Indoor Stadium
	15:30	17:15	AUS vs USA	Women Preliminaries-Group A	26	USTB Gymnasium
	16:15	18:00	JPN vs CAN	Women Preliminaries-Group B	27	National Indoor Stadium
	17:45	19:30	GBR vs BRA	Women Preliminaries-Group A	28	USTB Gymnasium
	18:30	20:15	CAN vs SWE	Men Preliminaries-Group A	29	National Indoor Stadium
	20:45	22:30	USA vs GBR	Men Preliminaries-Group B	30	National Indoor Stadium
WED 10 SEP	9:00	10:45	JPN vs CAN	Men Preliminaries-Group A	31	National Indoor Stadium
	10:00	11:45	NED vs JPN	Women Preliminaries-Group B	32	USTB Gymnasium
	11:15	13:00	SWE vs RSA	Men Preliminaries-Group A	33	National Indoor Stadium
	12:15	14:00	USA vs GBR	Women Preliminaries-Group A	34	USTB Gymnasium
	13:30	15:15	GER vs IRI	Men Preliminaries-Group A	35	National Indoor Stadium
	15:30	17:15	AUS vs ISR	Men Preliminaries-Group B	36	USTB Gymnasium
	16:15	18:00	CAN vs CHN	Women Preliminaries-Group B	37	National Indoor Stadium
	17:45	19:30	CHN vs USA	Men Preliminaries-Group B	38	USTB Gymnasium
	18:30	20:15	GER vs AUS	Women Preliminaries-Group A	39	National Indoor Stadium
	20:45	22:30	GBR vs BRA	Men Preliminaries-Group B	40	National Indoor Stadium
THU 11 SEP	9:00	10:45	BRA vs USA	Women Preliminaries-Group A	41	National Indoor Stadium
	10:00	11:45	ISR vs GBR	Men Preliminaries-Group B	42	USTB Gymnasium
	11:15	13:00	GBR vs GER	Women Preliminaries-Group A	43	National Indoor Stadium
	12:15	14:00	RSA vs JPN	Men Preliminaries-Group A	44	USTB Gymnasium
	13:30	15:15	GER vs SWE	Men Preliminaries-Group A	45	National Indoor Stadium
	15:30	17:15	MEX vs CAN	Women Preliminaries-Group B	46	USTB Gymnasium
	16:15	18:00	CAN vs IRI	Men Preliminaries-Group A	47	National Indoor Stadium
	17:45	19:30	CHN vs NED	Women Preliminaries-Group B	48	USTB Gymnasium
	18:30	20:15	CHN vs BRA	Men Preliminaries-Group B	49	National Indoor Stadium
	20:45	22:30	USA vs AUS	Men Preliminaries-Group B	50	National Indoor Stadium

**COMPETITION SCHEDULE** As of 15 SEP 2008

竞赛日程

Date	Start Time	Estimated Finish Time	Teams	Phase	Game No.	Location
FRI 12 SEP	9:00	10:45	BRA vs SWE	Men Classification 9th-12th	51	National Indoor Stadium
	11:15	13:00	RSA vs CHN	Men Classification 9th-12th	52	National Indoor Stadium
	13:30	15:15	USA vs CHN	Women Quarterfinals	53	National Indoor Stadium
	16:45	18:30	JPN vs GBR	Women Quarterfinals	56	National Indoor Stadium
	19:00	20:45	GER vs NED	Women Quarterfinals	55	National Indoor Stadium
	21:15	23:00	CAN vs AUS	Women Quarterfinals	54	National Indoor Stadium
SAT 13 SEP	9:00	10:45	USA vs IRI	Men Quarterfinals	58	National Indoor Stadium
	11:15	13:00	CAN vs ISR	Men Quarterfinals	57	National Indoor Stadium
	13:30	15:15	AUS vs JPN	Men Quarterfinals	60	National Indoor Stadium
	16:45	18:30	GER vs GBR	Men Quarterfinals	59	National Indoor Stadium
	19:00	20:45	USA vs AUS	Women Semifinal	61	National Indoor Stadium
	21:15	23:00	GER vs JPN	Women Semifinal	62	National Indoor Stadium
SUN 14 SEP	9:00	10:45	CHN vs CAN	Women Classification 5th-8th	63	National Indoor Stadium
	11:15	13:00	NED vs GBR	Women Classification 5th-8th	64	National Indoor Stadium
	13:30	15:15	BRA vs MEX	Women Classification 9th-10th	65	National Indoor Stadium
	15:45	17:30	SWE vs CHN	Men Classification 11th-12th	66	National Indoor Stadium
	19:00	20:45	GBR vs AUS	Men Semifinal	68	National Indoor Stadium
	21:30	23:15	CAN vs USA	Men Semifinal	67	National Indoor Stadium
MON 15 SEP	9:00	10:45	ISR vs Loser #58(BYE)	Men Classification 5th-8th	69	National Indoor Stadium
	11:15	13:00	GER vs JPN	Men Classification 5th-8th	70	National Indoor Stadium
	13:30	15:15	CHN vs GBR	Women Classification 7th-8th	71	National Indoor Stadium
	15:45	17:30	CAN vs NED	Women Classification 5th-6th	72	National Indoor Stadium
	19:00	20:45	AUS vs JPN	Women Bronze Medal	73	National Indoor Stadium
	21:30	23:15	USA vs GER	Women Gold Medal	74	National Indoor Stadium
TUE 16 SEP	9:00	10:45	Loser #69(BYE) vs Loser #70	Men Classification 7th-8th	76	National Indoor Stadium
	11:15	13:00	BRA vs RSA	Men Classification 9th-10th	75	National Indoor Stadium
	13:30	15:15	ISR vs Winner #70	Men Classification 5th-6th	77	National Indoor Stadium
	17:00	18:45	USA vs GBR	Men Bronze Medal	78	National Indoor Stadium
	19:30	21:15	CAN vs AUS	Men Gold Medal	79	National Indoor Stadium



COMPETITION SCHEDULE As of 15 SEP 2008

竞赛日程

Date	Start Time	Estimated Finish Time	Teams	Phase	Game No.	Location
SUN 7 SEP	9:00	10:45	IRI vs RSA	Men Preliminaries-Group A	1	National Indoor Stadium
	10:00	11:45	AUS vs GBR	Women Preliminaries-Group A	2	USTB Gymnasium
	11:15	13:00	JPN vs SWE	Men Preliminaries-Group A	3	National Indoor Stadium
	12:15	14:00	NED vs MEX	Women Preliminaries-Group B	4	USTB Gymnasium
	13:30	15:15	USA vs ISR	Men Preliminaries-Group B	5	National Indoor Stadium
	15:30	17:15	GER vs BRA	Women Preliminaries-Group A	6	USTB Gymnasium
	16:15	18:00	AUS vs BRA	Men Preliminaries-Group B	7	National Indoor Stadium
	17:45	19:30	CHN vs JPN	Women Preliminaries-Group B	8	USTB Gymnasium
	18:30	20:15	CHN vs GBR	Men Preliminaries-Group B	9	National Indoor Stadium
	20:45	22:30	CAN vs GER	Men Preliminaries-Group A	10	National Indoor Stadium
MON 8 SEP	9:00	10:45	JPN vs MEX	Women Preliminaries-Group B	11	National Indoor Stadium
	10:00	11:45	BRA vs USA	Men Preliminaries-Group B	12	USTB Gymnasium
	11:15	13:00	CAN vs NED	Women Preliminaries-Group B	13	National Indoor Stadium
	12:15	14:00	ISR vs CHN	Men Preliminaries-Group B	14	USTB Gymnasium
	13:30	15:15	BRA vs AUS	Women Preliminaries-Group A	15	National Indoor Stadium
	15:30	17:15	SWE vs IRI	Men Preliminaries-Group A	16	USTB Gymnasium
	16:15	18:00	USA vs GER	Women Preliminaries-Group A	17	National Indoor Stadium
	17:45	19:30	RSA vs CAN	Men Preliminaries-Group A	18	USTB Gymnasium
	18:30	20:15	GER vs JPN	Men Preliminaries-Group A	19	National Indoor Stadium
	20:45	22:30	GBR vs AUS	Men Preliminaries-Group B	20	National Indoor Stadium
TUE 9 SEP	9:00	10:45	BRA vs ISR	Men Preliminaries-Group B	21	National Indoor Stadium
	10:00	11:45	IRI vs JPN	Men Preliminaries-Group A	22	USTB Gymnasium
	11:30	13:15	AUS vs CHN	Men Preliminaries-Group B	23	National Indoor Stadium
	12:15	14:00	RSA vs GER	Men Preliminaries-Group A	24	USTB Gymnasium
	13:30	15:15	MEX vs CHN	Women Preliminaries-Group B	25	National Indoor Stadium
	15:30	17:15	AUS vs USA	Women Preliminaries-Group A	26	USTB Gymnasium
	16:15	18:00	JPN vs CAN	Women Preliminaries-Group B	27	National Indoor Stadium
	17:45	19:30	GBR vs BRA	Women Preliminaries-Group A	28	USTB Gymnasium
	18:30	20:15	CAN vs SWE	Men Preliminaries-Group A	29	National Indoor Stadium
	20:45	22:30	USA vs GBR	Men Preliminaries-Group B	30	National Indoor Stadium
WED 10 SEP	9:00	10:45	JPN vs CAN	Men Preliminaries-Group A	31	National Indoor Stadium
	10:00	11:45	NED vs JPN	Women Preliminaries-Group B	32	USTB Gymnasium
	11:15	13:00	SWE vs RSA	Men Preliminaries-Group A	33	National Indoor Stadium
	12:15	14:00	USA vs GBR	Women Preliminaries-Group A	34	USTB Gymnasium
	13:30	15:15	GER vs IRI	Men Preliminaries-Group A	35	National Indoor Stadium
	15:30	17:15	AUS vs ISR	Men Preliminaries-Group B	36	USTB Gymnasium
	16:15	18:00	CAN vs CHN	Women Preliminaries-Group B	37	National Indoor Stadium
	17:45	19:30	CHN vs USA	Men Preliminaries-Group B	38	USTB Gymnasium
	18:30	20:15	GER vs AUS	Women Preliminaries-Group A	39	National Indoor Stadium
	20:45	22:30	GBR vs BRA	Men Preliminaries-Group B	40	National Indoor Stadium
THU 11 SEP	9:00	10:45	BRA vs USA	Women Preliminaries-Group A	41	National Indoor Stadium
	10:00	11:45	ISR vs GBR	Men Preliminaries-Group B	42	USTB Gymnasium
	11:15	13:00	GBR vs GER	Women Preliminaries-Group A	43	National Indoor Stadium
	12:15	14:00	RSA vs JPN	Men Preliminaries-Group A	44	USTB Gymnasium
	13:30	15:15	GER vs SWE	Men Preliminaries-Group A	45	National Indoor Stadium
	15:30	17:15	MEX vs CAN	Women Preliminaries-Group B	46	USTB Gymnasium
	16:15	18:00	CAN vs IRI	Men Preliminaries-Group A	47	National Indoor Stadium
	17:45	19:30	CHN vs NED	Women Preliminaries-Group B	48	USTB Gymnasium
	18:30	20:15	CHN vs BRA	Men Preliminaries-Group B	49	National Indoor Stadium
	20:45	22:30	USA vs AUS	Men Preliminaries-Group B	50	National Indoor Stadium



COMPETITION SCHEDULE As of 15 SEP 2008

竞赛日程

Date	Start Time	Estimated Finish Time	Teams	Phase	Game No.	Location
FRI 12 SEP	9:00	10:45	BRA vs SWE	Men Classification 9th-12th	51	National Indoor Stadium
	11:15	13:00	RSA vs CHN	Men Classification 9th-12th	52	National Indoor Stadium
	13:30	15:15	USA vs CHN	Women Quarterfinals	53	National Indoor Stadium
	16:45	18:30	JPN vs GBR	Women Quarterfinals	56	National Indoor Stadium
	19:00	20:45	GER vs NED	Women Quarterfinals	55	National Indoor Stadium
	21:15	23:00	CAN vs AUS	Women Quarterfinals	54	National Indoor Stadium
SAT 13 SEP	9:00	10:45	USA vs IRI	Men Quarterfinals	58	National Indoor Stadium
	11:15	13:00	CAN vs ISR	Men Quarterfinals	57	National Indoor Stadium
	13:30	15:15	AUS vs JPN	Men Quarterfinals	60	National Indoor Stadium
	16:45	18:30	GER vs GBR	Men Quarterfinals	59	National Indoor Stadium
	19:00	20:45	USA vs AUS	Women Semifinal	61	National Indoor Stadium
	21:15	23:00	GER vs JPN	Women Semifinal	62	National Indoor Stadium
SUN 14 SEP	9:00	10:45	CHN vs CAN	Women Classification 5th-8th	63	National Indoor Stadium
	11:15	13:00	NED vs GBR	Women Classification 5th-8th	64	National Indoor Stadium
	13:30	15:15	BRA vs MEX	Women Classification 9th-10th	65	National Indoor Stadium
	15:45	17:30	SWE vs CHN	Men Classification 11th-12th	66	National Indoor Stadium
	19:00	20:45	GBR vs AUS	Men Semifinal	68	National Indoor Stadium
	21:30	23:15	CAN vs USA	Men Semifinal	67	National Indoor Stadium
MON 15 SEP	9:00	10:45	ISR vs Loser #58(BYE)	Men Classification 5th-8th	69	National Indoor Stadium
	11:15	13:00	GER vs JPN	Men Classification 5th-8th	70	National Indoor Stadium
	13:30	15:15	CHN vs GBR	Women Classification 7th-8th	71	National Indoor Stadium
	15:45	17:30	CAN vs NED	Women Classification 5th-6th	72	National Indoor Stadium
	19:00	20:45	AUS vs JPN	Women Bronze Medal	73	National Indoor Stadium
	21:30	23:15	USA vs GER	Women Gold Medal	74	National Indoor Stadium
TUE 16 SEP	9:00	10:45	Loser #69(BYE) vs JPN	Men Classification 7th-8th	76	National Indoor Stadium
	11:15	13:00	BRA vs RSA	Men Classification 9th-10th	75	National Indoor Stadium
	13:30	15:15	ISR vs GER	Men Classification 5th-6th	77	National Indoor Stadium
	17:00	18:45	USA vs GBR	Men Bronze Medal	78	National Indoor Stadium
	19:30	21:15	CAN vs AUS	Men Gold Medal	79	National Indoor Stadium



**MEDALS BY EVENT** As of 15 SEP 2008

**AFTER 1 OF 2 EVENTS**

Event	Date	Medal	Name	NPC Code
Women	15 SEP 2008	GOLD	UNITED STATES of AMERICA	USA
		SILVER	GERMANY	GER
		BRONZE	AUSTRALIA	AUS



**MEDALS BY EVENT** As of 16 SEP 2008

**AFTER 2 OF 2 EVENTS**

Event	Date	Medal	Name	NPC Code
Women	15 SEP 2008	GOLD	UNITED STATES of AMERICA	USA
		SILVER	GERMANY	GER
		BRONZE	AUSTRALIA	AUS
Men	16 SEP 2008	GOLD	AUSTRALIA	AUS
		SILVER	CANADA	CAN
		BRONZE	GREAT BRITAIN	GBR

**MEDAL STANDINGS** As of 15 SEP 2008

奖牌榜

**AFTER 1 OF 2 EVENTS**

Rank	NPC	Men				Women				Total				Rank by Total
		G	S	B	Tot	G	S	B	Tot	G	S	B	Tot	
1	USA - United States of America					1			1	1			1	=1
2	GER - Germany						1		1		1		1	=1
3	AUS - Australia							1	1			1	1	=1
<b>Total</b>						<b>1</b>	<b>1</b>	<b>1</b>	<b>3</b>	<b>1</b>	<b>1</b>	<b>1</b>	<b>3</b>	

Legend:

**B** Bronze      **G** Gold      **S** Silver

**MEDAL STANDINGS** As of 16 SEP 2008

奖牌榜

**AFTER 2 OF 2 EVENTS**

Rank	NPC	Men				Women				Total				Rank by Total	
		G	S	B	Tot	G	S	B	Tot	G	S	B	Tot		
1	AUS - Australia	1			1			1	1	1			1	2	1
2	USA - United States of America					1			1	1				1	=2
3	CAN - Canada		1		1						1			1	=2
3	GER - Germany						1		1		1			1	=2
5	GBR - Great Britain			1	1								1	1	=2
<b>Total</b>		<b>1</b>	<b>1</b>	<b>1</b>	<b>3</b>	<b>1</b>	<b>1</b>	<b>1</b>	<b>3</b>	<b>2</b>	<b>2</b>	<b>2</b>	<b>6</b>		

Legend:

B Bronze      G Gold      S Silver




**COMPETITION SCHEDULE** As of 7 SEP 2008

竞赛日程

Date	Start Time	Estimated Finish Time	Teams	Phase	Game No.	Location
SUN 7 SEP	9:00	10:45	IRI vs RSA	Preliminaries-Group A	1	National Indoor Stadium
	11:15	13:00	JPN vs SWE	Preliminaries-Group A	3	National Indoor Stadium
	13:30	15:15	USA vs ISR	Preliminaries-Group B	5	National Indoor Stadium
	16:15	18:00	AUS vs BRA	Preliminaries-Group B	7	National Indoor Stadium
	18:30	20:15	CHN vs GBR	Preliminaries-Group B	9	National Indoor Stadium
	20:45	22:30	CAN vs GER	Preliminaries-Group A	10	National Indoor Stadium
MON 8 SEP	10:00	11:45	BRA vs USA	Preliminaries-Group B	12	USTB Gymnasium
	12:15	14:00	ISR vs CHN	Preliminaries-Group B	14	USTB Gymnasium
	15:30	17:15	SWE vs IRI	Preliminaries-Group A	16	USTB Gymnasium
	17:45	19:30	RSA vs CAN	Preliminaries-Group A	18	USTB Gymnasium
	18:30	20:15	GER vs JPN	Preliminaries-Group A	19	National Indoor Stadium
	20:45	22:30	GBR vs AUS	Preliminaries-Group B	20	National Indoor Stadium
TUE 9 SEP	9:00	10:45	BRA vs ISR	Preliminaries-Group B	21	National Indoor Stadium
	10:00	11:45	IRI vs JPN	Preliminaries-Group A	22	USTB Gymnasium
	11:15	13:00	AUS vs CHN	Preliminaries-Group B	23	National Indoor Stadium
	12:15	14:00	RSA vs GER	Preliminaries-Group A	24	USTB Gymnasium
	18:30	20:15	CAN vs SWE	Preliminaries-Group A	29	National Indoor Stadium
	20:45	22:30	USA vs GBR	Preliminaries-Group B	30	National Indoor Stadium
WED 10 SEP	9:00	10:45	JPN vs CAN	Preliminaries-Group A	31	National Indoor Stadium
	11:15	13:00	SWE vs RSA	Preliminaries-Group A	33	National Indoor Stadium
	13:30	15:15	GER vs IRI	Preliminaries-Group A	35	National Indoor Stadium
	15:30	17:15	AUS vs ISR	Preliminaries-Group B	36	USTB Gymnasium
	17:45	19:30	CHN vs USA	Preliminaries-Group B	38	USTB Gymnasium
	20:45	22:30	GBR vs BRA	Preliminaries-Group B	40	National Indoor Stadium
THU 11 SEP	10:00	11:45	ISR vs GBR	Preliminaries-Group B	42	USTB Gymnasium
	12:15	14:00	RSA vs JPN	Preliminaries-Group A	44	USTB Gymnasium
	13:30	15:15	GER vs SWE	Preliminaries-Group A	45	National Indoor Stadium
	16:15	18:00	CAN vs IRI	Preliminaries-Group A	47	National Indoor Stadium
	18:30	20:15	CHN vs BRA	Preliminaries-Group B	49	National Indoor Stadium
	20:45	22:30	USA vs AUS	Preliminaries-Group B	50	National Indoor Stadium
FRI 12 SEP	9:00	10:45	5th Group B vs 6th Group A	Classification 9th-12th	51	National Indoor Stadium
	11:15	13:00	5th Group A vs 6th Group B	Classification 9th-12th	52	National Indoor Stadium
SAT 13 SEP	9:00	10:45	1st Group A vs 4th Group B	Quarterfinals	57	National Indoor Stadium
	11:15	13:00	2nd Group B vs 3rd Group A	Quarterfinals	58	National Indoor Stadium
	13:30	15:15	2nd Group A vs 3rd Group B	Quarterfinals	59	National Indoor Stadium
	16:45	18:30	1st Group B vs 4th Group A	Quarterfinals	60	National Indoor Stadium
SUN 14 SEP	15:45	17:30	Loser #51 vs Loser #52	Classification 11th-12th	66	National Indoor Stadium
	19:00	20:45	Winner #57 vs Winner #58	Semifinal	67	National Indoor Stadium
	21:30	23:15	Winner #59 vs Winner #60	Semifinal	68	National Indoor Stadium
MON 15 SEP	9:00	10:45	Loser #57 vs Loser #58	Classification 5th-8th	69	National Indoor Stadium
	11:15	13:00	Loser #59 vs Loser #60	Classification 5th-8th	70	National Indoor Stadium
TUE 16 SEP	9:00	10:45	Winner #51 vs Winner #52	Classification 9th-10th	75	National Indoor Stadium
	11:15	13:00	Loser #69 vs Loser #70	Classification 7th-8th	76	National Indoor Stadium
	13:30	15:15	Winner #69 vs Winner #70	Classification 5th-6th	77	National Indoor Stadium
	17:00	18:45	Loser #67 vs Loser #68	Bronze Medal	78	National Indoor Stadium
	19:30	21:15	Winner #67 vs Winner #68	Gold Medal	79	National Indoor Stadium



**TEAM ROSTER** As of 3 SEP 2008

球队名单

**AUS - AUS**

No.	Name	Pos	Sport Class	Date of Birth	Club - Season 2007/2008	Int'l Games Played
4	EVESON Justin	F	4.5	10 JUN 1980	WHEELCATS, PERTH(AUS)	100
5	SACHS Troy	C	4.5	03 DEC 1975	WEST SYDNEY RAZORBACKS, SYDNEY(AUS)	254
6	STIBNERS Brett	F	4.0	25 JUN 1979	ROLLERHAWKS, WOLLONGONG(AUS)	25
7	NORRIS Shaun	F	3.0	02 APR 1985	WHEELCATS, PERTH(AUS)	82
8	HARTNETT Michael	G	1.0	03 JUN 1982	WHEELCATS, PERTH(AUS)	27
9	KNOWLES Tristan	F	4.0	25 APR 1983	ROLLERHAWKS, WOLLONGONG(AUS)	89
10	KING Adrian	F	2.0	25 NOV 1971	SPINNING BULLETS, BRISBANE(AUS)	125
11	SIMMONS Tige	G	1.0	05 MAY 1977	SPINNING BULLETS, BRISBANE(AUS)	46
12	MIZENS Grant	G	2.0	19 APR 1977	WEST SYDNEY RAZORBACKS, SYDNEY(AUS)	64
13	ALCOTT Dylan	G	1.0	04 DEC 1990	DANDENONG RANGERS, MELBOURNE(AUS)	17
14	DOWLER Brendan	G	1.0	31 JAN 1968	WEST SYDNEY RAZORBACKS, SYDNEY(AUS)	98
15	NESS Brad	C	4.5	24 NOV 1974	WHEELCATS, PERTH(AUS)	105
<b>Team Average</b>						<b>86.0</b>

**Note:**  
Number of international games played provided by NPC

**Legend:**  
C Centre F Forward G Guard Pos Playing Position



TEAM ROSTER As of 3 SEP 2008

球队名单

BRA - BRA

No.	Name	Pos	Sport Class	Date of Birth	Club - Season 2007/2008	Int'l Games Played
4	SILVA Jose Ricardo	G	1.5	09 APR 1976	FUNAD, JOAO PESSOA(BRA)	6
5	ROCA Heriberto	G	1.0	21 APR 1980	AGUIAS, SAO PAULO(BRA)	6
6	SILVA Erick	F	3.5	05 OCT 1978	CAD, SAO PAULO(BRA)	22
7	SILVA Jose Marcos	C	4.0	02 FEB 1970	AHC, SAO PAULO(BRA)	18
8	NUNES Irio	C	4.5	02 MAR 1980	ANDEF, RIO DE JANEIRO(BRA)	15
9	PESSOA Nilton	G	2.0	28 JAN 1976	AGUIAS, SAO PAULO(BRA)	8
10	SILVA Sandoval	F	3.0	15 APR 1975	ANDEF, RIO DE JANEIRO(BRA)	8
11	SILVA JUNIOR Gelson	F	4.0	06 MAR 1980	AHC, SAO PAULO(BRA)	1
12	ALEXANDRE Sergio		2.0	13 JAN 1982		0
13	MIRANDA Leandro	C	4.5	27 AUG 1982	CAD, SAO PAULO(BRA)	13
14	LIMA Everaldo		2.5	24 JUL 1973		0
15	SILVA Douglas	C	3.0	22 APR 1978	AGUIAS, SAO PAULO(BRA)	0
<b>Team Average</b>						<b>4.0</b>

**Note:**  
Number of international games played provided by NPC

**Legend:**  
C Centre F Forward G Guard Pos Playing Position



**TEAM ROSTER** As of 3 SEP 2008

球队名单

**CAN - CAN**

No.	Name	Pos	Sport Class	Date of Birth	Club - Season 2007/2008	Int'l Games Played
4	DUREPOS Dave	F	3.5	14 JUL 1968	MILWAUKEE BUCKS, MILWAUKEE(USA)	0
5	HEDGES Bo	F	2.5	05 JAN 1980	BC CABLE CARS, VANCOUVER(CAN)	0
6	ROUILLARD Yvon	F	3.0	19 APR 1972	CIVA, MONTREAL(CAN)	0
7	PETER Richard	F	2.5	10 SEP 1972	BC CABLE CARS, VANCOUVER(CAN)	0
8	JOHNSON Joey	C	4.5	26 JUL 1975	LAN DILL, WETZLAR(GER)	0
9	NORTON Ross	F	2.0	20 APR 1973	NORTHERN LIGHTS, EDMONTON(CAN)	0
10	LANCIA Adam	C	4.5	17 JAN 1980	VARIETY VILLAGE, TORONTO(CAN)	0
11	BORISOFF Jaimie	G	1.0	20 JUN 1970	BC CABLE CARS, VANCOUVER(CAN)	0
12	ANDERSON Patrick	C	4.5	22 AUG 1979	BC CABLE CARS, VANCOUVER(CAN)	0
13	STOUTENBURG Chris	G	1.0	13 SEP 1977	BURLINGTON, BURLINGTON(CAN)	0
14	DINI Abdi	G	1.0	01 MAY 1981	VARIETY VILLAGE, TORONTO(CAN)	0
15	ENG David	C	4.5	21 NOV 1976	LAVAL, LAVAL(CAN)	0
<b>Team Average</b>						<b>0.0</b>

**Note:**  
Number of international games played provided by NPC

**Legend:**  
C Centre F Forward G Guard Pos Playing Position



TEAM ROSTER As of 3 SEP 2008

球队名单

CHN - CHN

No.	Name	Pos	Sport Class	Date of Birth	Club - Season 2007/2008	Int'l Games Played
4	CHEN Guojun	C	4.0	15 OCT 1983	JIANGSU, NANJING(CHN)	2
5	HUANG Xunan	F	4.0	30 APR 1985	LIAONING, SHENYANG(CHN)	8
6	YANG Lei	C	3.5	12 MAR 1983	BEIJING, BEIJING(CHN)	12
7	ZHANG Lei	C	4.5	04 JUL 1986	BEIJING, BEIJING(CHN)	3
8	DING Hai	C	4.5	20 DEC 1986	LIAONING, SHENYANG(CHN)	8
9	XU Hang	F	2.5	20 DEC 1987	JIANGSU, NANJING(CHN)	2
10	LIN Yin Hai	F	3.5	06 NOV 1986	GUANGDONG, GUANGZHOU(CHN)	2
11	QU Huanjian	F	2.0	16 MAY 1985	LIAONING, SHENYANG(CHN)	8
12	GUO Yandong	F	2.0	06 FEB 1987	BEIJING, BEIJING(CHN)	3
13	LI Pengcheng	G	2.0	04 DEC 1980	BEIJING, BEIJING(CHN)	8
14	CHEN Haijiang	F	2.0	07 JUN 1976	BEIJING, BEIJING(CHN)	8
15	CHEN Qi	G	1.5	18 MAR 1976	GUANGDONG, GUANGZHOU(CHN)	9
<b>Team Average</b>						<b>1.5</b>

**Note:**  
Number of international games played provided by NPC

**Legend:**  
C Centre F Forward G Guard Pos Playing Position



**TEAM ROSTER** As of 3 SEP 2008

球队名单

**GBR - GBR**

No.	Name	Pos	Sport Class	Date of Birth	Club - Season 2007/2008	Int'l Games Played
4	BESTWICK Joe	C	4.5	01 FEB 1984	COLOGNE, COLOGNE(GBR)	0
5	BROWN Simon	G	2.0	07 MAR 1986	MILTON KEYNES ACES, MILTON KEYNES(GBR)	0
6	HAYES Kevin	G	1.0	09 SEP 1963	SHEFFIELD STEELERS, SHEFFIELD(GBR)	0
7	BYWATER Terry	F	4.5	28 FEB 1983	SHEFFIELD STEELERS, SHEFFIELD(GBR)	0
8	MUNN Simon	C	4.0	31 JAN 1968	W. RHINOS, WOLVERHAMPTON(GBR)	0
9	POLLOCK Jon	G	2.5	11 MAY 1977	SHEFFIELD STEELERS, SHEFFIELD(GBR)	0
10	JAMA Abdi	G	1.0	01 NOV 1982	W. RHINOS, WOLVERHAMPTON(GBR)	0
11	BYRNE Matt	G	1.5	08 OCT 1974	W. RHINOS, WOLVERHAMPTON(GBR)	0
12	BLAKE Andy	F	2.5	18 APR 1972	MILTON KEYNES ACES, MILTON KEYNES(GBR)	0
13	FINBOW Peter	G	2.0	17 MAY 1975	OLDHAM OWLS, OLDHAM(GBR)	0
14	HALL Jonathan	G	3.0	13 MAR 1982	SHEFFIELD STEELERS, SHEFFIELD(GBR)	0
15	OROGBEMI Ade	G	2.5	11 MAY 1978	W. RHINOS, WOLVERHAMPTON(GBR)	0
<b>Team Average</b>						<b>0.0</b>

**Note:**  
Number of international games played provided by NPC

**Legend:**  
C Centre F Forward G Guard Pos Playing Position





TEAM ROSTER As of 3 SEP 2008

球队名单

GER - GER

No.	Name	Pos	Sport Class	Date of Birth	Club - Season 2007/2008	Int'l Games Played
4	LOHMANN Bjorn	F	1.0	03 MAY 1979	ASV BONN, BONN(GER)	36
5	SCHURMANN Jens	F	1.0	30 NOV 1980	RSC OSNABRUCK, OSNABRUCK(GER)	64
6	QUALI Mimoun	F	3.0	22 APR 1975	RSC OSNABRUCK, OSNABRUCK(GER)	160
7	LEHMANN Lars	G	3.0	25 MAY 1977	RSC FRANKFURT, FRANKFURT(GER)	168
8	BIENEK Andre	G	3.0	31 OCT 1985	RSC FRANKFURT, FRANKFURT(GER)	50
9	FISCHER Florian	F	1.5	11 APR 1977	USC MUNCHEN, MUNCHEN(GER)	70
10	KRESS Andreas	C	3.5	16 JUN 1986	RSC FRANKFURT, FRANKFURT(GER)	10
11	PASSIWAN Dirk	F	4.5	13 OCT 1976	RSC TRIER, TRIER(GER)	33
12	WOLK Sebastian Hagen	C	4.0	31 JAN 1981	RSC FRANKFURT, FRANKFURT(GER)	77
13	CHRISTINK Lars	G	2.0	14 JUL 1972	JENA CAPUTS, JENA(GER)	255
14	COSKUN Ahmet	G	4.0	11 MAR 1975	PORTO TORRES, PORTO TORRES(ITA)	190
15	KOHLER-LENZ Dirk	C	4.0	29 OCT 1967	RSV LAHN_DILL, LAHN_DILL(GER)	130
<b>Team Average</b>						<b>17.3</b>

**Note:**  
Number of international games played provided by NPC

**Legend:**  
C Centre F Forward G Guard Pos Playing Position



TEAM ROSTER As of 3 SEP 2008

球队名单

IRI - IRI

No.	Name	Pos	Sport Class	Date of Birth	Club - Season 2007/2008	Int'l Games Played
4	BOLAGHI EINALOU Saman	F	1.0	04 DEC 1986	KHOUZESTAN COMMISSION, KHOUZESTAN(IRI)	0
5	HESAMYZADEH Zakariya	G	2.5	16 JUL 1974	KHOUZESTAN COMMISSION, KHOUZESTAN(IRI)	0
6	MANSOURI Hakim	F	2.0	06 APR 1985	KHOUZESTAN COMMISSION, KHOUZESTAN(IRI)	0
7	AHMADI Ebrahim	C	4.0	02 OCT 1985	ZANJAN AZAD UNIVERSITY, ZANJAN(IRI)	0
8	DAGHAGHELEH POUR Ahmad	F	1.5	23 MAY 1982	KHOUZESTAN COMMISSION, KHOUZESTAN(IRI)	0
9	HOSSEINPOUR Esmail	F	1.5	29 SEP 1982	TABRIZ COMMISSION, TABRIZ(IRI)	0
10	AHMADI Alireza	G	3.0	25 JUL 1976	ZANJAN AZAD UNIVERSITY, ZANJAN(IRI)	0
11	NAMI Gholamreza	F	1.0	24 SEP 1976	MASHHAD FARSHEH NEGIN, MASHHAD(IRI)	0
12	GHARIBLOU Morteza	C	4.0	13 AUG 1979	ZANJAN AZAD UNIVERSITY, ZANJAN(IRI)	0
13	SEIFI Bahman	F	2.0	04 APR 1986	ZANJAN AZAD UNIVERSITY, ZANJAN(IRI)	0
14	GHOLAM AZAD Vahid	C	4.5	16 SEP 1987	ZANJAN AZAD UNIVERSITY, ZANJAN(IRI)	0
15	TORFI MENESHDI Adel	C	4.0	23 AUG 1977	KHOUZESTAN COMMISSION, KHOUZESTAN(IRI)	0
<b>Team Average</b>						<b>0.0</b>

**Note:**  
Number of international games played provided by NPC

**Legend:**  
C Centre F Forward G Guard Pos Playing Position



**TEAM ROSTER** As of 3 SEP 2008

球队名单

**ISR - ISR**

No.	Name	Pos	Sport Class	Date of Birth	Club - Season 2007/2008	Int'l Games Played
4	SARTOV Eyal	F	4.5	07 MAR 1962	KESSEM, HADREA(ISR)	50
5	DROR Lior	C	4.5	18 APR 1974	SANTA LOCCIA, RONE(ITA)	47
6	OTTOLENGHI Ariel	G	2.0	06 JUL 1973	TARANTO, TARANTO(ITA)	115
7	FURMAN Ron	G	1.0	27 NOV 1977	KESSEM, HADERA(ISR)	39
8	MEISHAR Dotan	F	4.0	05 APR 1969	BEIT HALOCHEM, TEL-AVIV(ISR)	71
9	ROZENBERG Roei	G	2.5	16 AUG 1971	SANTA LUCCIA, ROME(ITA)	80
10	LEHRMAN Avraham	G	2.0	12 OCT 1966	BEIT HACOHEM, TEL-AVIV(ISR)	47
11	DOR ONN Igal	F	4.5	07 NOV 1984	WHITE WATER, WISCONSIN(USA)	32
12	HENDEL Liran	G	2.0	02 AUG 1973	KESSEM, HADERA(ISR)	87
13	HAIM Refael	G	2.0	26 OCT 1981	BEIT HALOCHEM, TEL-AVIV(ISR)	32
14	PHILIPPS Rotem	F	4.0	24 MAY 1972	SANTO STEFANO, PORTO POTENZA PITENA(ITA)	47
15	DRAI David	G	1.0	31 OCT 1970	BEIT HALOCHEM, TEL-AVIV(ISR)	72
<b>Team Average</b>						<b>7.5</b>

**Note:**  
Number of international games played provided by NPC

**Legend:**  
C Centre F Forward G Guard Pos Playing Position



TEAM ROSTER As of 3 SEP 2008

球队名单

JPN - JPN

No.	Name	Pos	Sport Class	Date of Birth	Club - Season 2007/2008	Int'l Games Played
4	MIURA Fumiharu	G	2.5	09 AUG 1979	MIE CHARIOTS, MIE(JPN)	4
5	MORI Noriyuki	G	2.0	20 JUN 1971	CHIBA HOWKS, CHIBA(JPN)	15
6	MIYAJIMA Tetsuya	C	4.0	29 NOV 1988	TOYAMA WBC, TOYAMA(JPN)	10
7	SATO Satoshi	G	1.0	05 JUN 1976	NO EXCUSE, TOKYO(JPN)	2
8	KORETOMO Keisuke	F	3.0	13 OCT 1970	SHIMIZU MST, HYOGO(JPN)	29
9	KOZAI Hiroaki	F	3.5	14 JUL 1988	CHIBA HOWKS, CHIBA(JPN)	10
10	SUZUKI Akimasa	F	3.5	02 FEB 1977	CHIBA HOWKS, CHIBA(JPN)	8
11	FUJII Shingo	G	1.5	02 JAN 1978	MIYAGI MAX, MIYAGI(JPN)	18
12	KYOYA Kazuyuki	G	1.0	13 AUG 1971	CHIBA HOWKS, CHIBA(JPN)	26
13	FUJIMOTO Reo	C	4.5	22 SEP 1983	MIYAGI MAX, MIYAGI(JPN)	10
14	OSHIMA Tomohiko	C	4.0	20 MAR 1971	WORLD BBC, AICHI(JPN)	32
15	MAEDA Kenzo	F	4.5	10 JAN 1975	MORIMOTO BUNKABURO, KANAGAWA(JPN)	5
<b>Team Average</b>						<b>1.6</b>

**Note:**  
Number of international games played provided by NPC

**Legend:**  
C Centre F Forward G Guard Pos Playing Position



**TEAM ROSTER** As of 3 SEP 2008

球队名单

**RSA - RSA**

No.	Name	Pos	Sport Class	Date of Birth	Club - Season 2007/2008	Int'l Games Played
4	RETIEF Marcus	F	1.0	11 DEC 1975	EAGLES, JOHANNESBURG(RSA)	34
5	HARTNICK Shaun	F	1.0	21 NOV 1973	SAINTS, CAPE TOWN(RSA)	58
6	WILLIAMS Ralph	G	2.0	17 DEC 1969	SAINTS, CAPE TOWN(RSA)	67
7	TAYLOR Nick	G	2.0	18 JAN 1980	EAGLES, JOHANNESBURG(RSA)	46
8	GOVENDER Justin	F	1.0	21 MAY 1978	WINGS, DURBAN(RSA)	34
9	GUMBI Siphon	G	3.0	19 AUG 1975	WINGS, DURBAN(RSA)	38
10	PAPENFUS Marius	G	2.5	30 OCT 1977	BLADERUNNERS, PRETORIA(RSA)	58
11	ZONKE Thandile	G	3.5	15 JAN 1982	LIONS, ORKNEY(RSA)	27
12	CURLE David	F	3.5	27 DEC 1981	PUMAS, PRETORIA(RSA)	37
13	WAITES Grant	F	4.0	13 MAR 1973	EAGLES, JOHANNESBURG(RSA)	28
14	NEL Jeremy	F	4.0	16 SEP 1973	WINGS, DURBAN(RSA)	22
15	NORTJE Richard	F	4.5	27 OCT 1980	BLADERUNNERS, PRETORIA(RSA)	58
<b>Team Average</b>						<b>4.2</b>

**Note:**  
Number of international games played provided by NPC

**Legend:**  
F Forward                      G Guard                      Pos                      Playing Position



TEAM ROSTER As of 3 SEP 2008

球队名单

SWE - SWE

No.	Name	Pos	Sport Class	Date of Birth	Club - Season 2007/2008	Int'l Games Played
4	NYLANDER Patrik	F	2.0	20 MAR 1980	NORRBACKA HIF, STOCKHOLM(SWE)	56
5	GUSTAVSSON Joachim	F	3.5	09 DEC 1971	NACKA HI, STOCKHOLM(SWE)	142
6	LARSSON Niclas	F	1.0	29 JAN 1969	NORRBACKA HIF, STOCKHOLM(SWE)	24
7	BYQVIST Per	C	4.0	18 FEB 1968	NORRBACKA HIF, STOCKHOLM(SWE)	16
8	ABLORH Enoch	G	4.0	28 APR 1972	DALLAS, DALLAS(USA)	148
9	WALLIN Dan	C	4.0	29 SEP 1973	GOTEBORG RBK, GOTHENBORG(SWE)	74
10	HAIDARI Hussein	G	3.0	20 DEC 1978	GALATASARAY, ISTANBUL(TUR)	128
11	KOHLSTROM Peter	F	2.5	21 MAY 1975	NACKA HI, STOCKHOLM(SWE)	120
12	AKERBERG Thomas	F	3.0	15 JUN 1968	NORRKOPING DOLPHINS, NORRKOPING(SWE)	219
13	LARSSON Thomas	F	1.0	20 MAY 1969	GIULANOVA, GIULANOVA(ITA)	53
14	LINDEN Joakim	F	2.5	01 DEC 1988	NORRKOPING DOLPHINS, NORRKOPING(SWE)	14
15	MENG Robin	G	3.0	01 JUL 1990	ESKILSTUNA HIF, ESKILSTUNA(SWE)	12
<b>Team Average</b>						<b>7.6</b>

**Note:**  
Number of international games played provided by NPC

**Legend:**  
C Centre F Forward G Guard Pos Playing Position





**TEAM ROSTER** As of 3 SEP 2008

球队名单

**USA - USA**

No.	Name	Pos	Sport Class	Date of Birth	Club - Season 2007/2008	Int'l Games Played
4	BARBER E	G	1.0	07 DEC 1970	MILWAUKEE WC BUCK, MILWAUKEE, WI(USA)	4
5	PAYE Michael	G	3.0	24 MAR 1983	RSV LAHN-DILL, WETZLAR, GERMANY(GER)	5
6	LESPERANCE Matt	G	1.0	23 MAY 1987	UW-WISCONSIN, WHITEWATER, WI(USA)	6
7	MAZZI Jaime	G	2.0	08 AUG 1981	UW-WISCONSIN, WHITEWATER, WI(USA)	7
8	COUNTS Jacob	F	3.5	24 JAN 1980	MILWAUKEE WC BUCK, MILWAUKEE, WI(USA)	8
9	SCOTT Matt	G	4.0	27 MAR 1985	UW-WISCONSIN, WHITEWATER, WI(USA)	9
10	GLASBRENNER Jeff	C	4.5	20 JAN 1973	DALLAS WC MAVERICKS, DALLAS, TX(USA)	10
11	SERIO Steve	G	3.5	08 SEP 1987	U OF ILLINOIS, CHAMPAIGN, IL(USA)	11
12	NELMS J	G	2.5	11 NOV 1980	DALLAS WC MAVERICKS, DALLAS, TX(USA)	12
13	LADE Jeremy	G	2.5	06 JAN 1981	MILWAUKEE WC BUCK, MILWAUKEE, WI(USA)	13
14	SCHULTE Paul	G	3.0	05 MAR 1979	DALLAS WC MAVERICKS, DALLAS, TX(USA)	14
15	CHAMBERS Joseph	C	4.0	10 JAN 1982	UW-WISCONSIN, WHITEWATER, WI(USA)	15
<b>Team Average</b>						<b>0.8</b>

**Note:**  
Number of international games played provided by NPC

**Legend:**  
C Centre F Forward G Guard Pos Playing Position



**TEAM ROSTER** As of 3 SEP 2008

球队名单

**AUS - AUS**

No.	Name	Pos	Sport Class	Date of Birth	Club - Season 2007/2008	Int'l Games Played
4	EVESON Justin	F	4.5	10 JUN 1980	WHEELCATS, PERTH(AUS)	100
5	SACHS Troy	C	4.5	03 DEC 1975	WEST SYDNEY RAZORBACKS, SYDNEY(AUS)	254
6	STIBNERS Brett	F	4.0	25 JUN 1979	ROLLERHAWKS, WOLLONGONG(AUS)	25
7	NORRIS Shaun	F	3.0	02 APR 1985	WHEELCATS, PERTH(AUS)	82
8	HARTNETT Michael	G	1.0	03 JUN 1982	WHEELCATS, PERTH(AUS)	27
9	KNOWLES Tristan	F	4.0	25 APR 1983	ROLLERHAWKS, WOLLONGONG(AUS)	89
10	KING Adrian	F	2.0	25 NOV 1971	SPINNING BULLETS, BRISBANE(AUS)	125
11	SIMMONS Tige	G	1.0	05 MAY 1977	SPINNING BULLETS, BRISBANE(AUS)	46
12	MIZENS Grant	G	2.0	19 APR 1977	WEST SYDNEY RAZORBACKS, SYDNEY(AUS)	64
13	ALCOTT Dylan	G	1.0	04 DEC 1990	DANDENONG RANGERS, MELBOURNE(AUS)	17
14	DOWLER Brendan	G	1.0	31 JAN 1968	WEST SYDNEY RAZORBACKS, SYDNEY(AUS)	98
15	NESS Brad	C	4.5	24 NOV 1974	WHEELCATS, PERTH(AUS)	105
<b>Team Average</b>						<b>86.0</b>

**Note:**  
Number of international games played provided by NPC

**Legend:**  
C Centre F Forward G Guard Pos Playing Position



TEAM ROSTER As of 3 SEP 2008

球队名单

BRA - BRA

No.	Name	Pos	Sport Class	Date of Birth	Club - Season 2007/2008	Int'l Games Played
4	SILVA Jose Ricardo	G	1.5	09 APR 1976	FUNAD, JOAO PESSOA(BRA)	6
5	ROCA Heriberto	G	1.0	21 APR 1980	AGUIAS, SAO PAULO(BRA)	6
6	SILVA Erick	F	3.5	05 OCT 1978	CAD, SAO PAULO(BRA)	22
7	SILVA Jose Marcos	C	4.0	02 FEB 1970	AHC, SAO PAULO(BRA)	18
8	NUNES Irio	C	4.5	02 MAR 1980	ANDEF, RIO DE JANEIRO(BRA)	15
9	PESSOA Nilton	G	2.0	28 JAN 1976	AGUIAS, SAO PAULO(BRA)	8
10	SILVA Sandoval	F	3.0	15 APR 1975	ANDEF, RIO DE JANEIRO(BRA)	8
11	SILVA JUNIOR Gelson	F	4.0	06 MAR 1980	AHC, SAO PAULO(BRA)	1
12	ALEXANDRE Sergio		2.0	13 JAN 1982		0
13	MIRANDA Leandro	C	4.5	27 AUG 1982	CAD, SAO PAULO(BRA)	13
14	LIMA Everaldo		2.5	24 JUL 1973		0
15	SILVA Douglas	C	3.0	22 APR 1978	AGUIAS, SAO PAULO(BRA)	0
<b>Team Average</b>						<b>4.0</b>

**Note:**  
Number of international games played provided by NPC

**Legend:**  
C Centre F Forward G Guard Pos Playing Position



TEAM ROSTER As of 3 SEP 2008

球队名单

CAN - CAN

No.	Name	Pos	Sport Class	Date of Birth	Club - Season 2007/2008	Int'l Games Played
4	DUREPOS Dave	F	3.5	14 JUL 1968	MILWAUKEE BUCKS, MILWAUKEE(USA)	0
5	HEDGES Bo	F	2.5	05 JAN 1980	BC CABLE CARS, VANCOUVER(CAN)	0
6	ROUILLARD Yvon	F	3.0	19 APR 1972	CIVA, MONTREAL(CAN)	0
7	PETER Richard	F	2.5	10 SEP 1972	BC CABLE CARS, VANCOUVER(CAN)	0
8	JOHNSON Joey	C	4.5	26 JUL 1975	LAN DILL, WETZLAR(GER)	0
9	NORTON Ross	F	2.0	20 APR 1973	NORTHERN LIGHTS, EDMONTON(CAN)	0
10	LANCIA Adam	C	4.5	17 JAN 1980	VARIETY VILLAGE, TORONTO(CAN)	0
11	BORISOFF Jaimie	G	1.0	20 JUN 1970	BC CABLE CARS, VANCOUVER(CAN)	0
12	ANDERSON Patrick	C	4.5	22 AUG 1979	BC CABLE CARS, VANCOUVER(CAN)	0
13	STOUTENBURG Chris	G	1.0	13 SEP 1977	BURLINGTON, BURLINGTON(CAN)	0
14	DINI Abdi	G	1.0	01 MAY 1981	VARIETY VILLAGE, TORONTO(CAN)	0
15	ENG David	C	4.5	21 NOV 1976	LAVAL, LAVAL(CAN)	0
<b>Team Average</b>						<b>0.0</b>

**Note:**  
Number of international games played provided by NPC

**Legend:**  
C Centre F Forward G Guard Pos Playing Position



TEAM ROSTER As of 3 SEP 2008

球队名单

CHN - CHN

No.	Name	Pos	Sport Class	Date of Birth	Club - Season 2007/2008	Int'l Games Played
4	CHEN Guojun	C	4.0	15 OCT 1983	JIANGSU, NANJING(CHN)	2
5	HUANG Xunan	F	4.0	30 APR 1985	LIAONING, SHENYANG(CHN)	8
6	YANG Lei	C	3.5	12 MAR 1983	BEIJING, BEIJING(CHN)	12
7	ZHANG Lei	C	4.5	04 JUL 1986	BEIJING, BEIJING(CHN)	3
8	DING Hai	C	4.5	20 DEC 1986	LIAONING, SHENYANG(CHN)	8
9	XU Hang	F	2.5	20 DEC 1987	JIANGSU, NANJING(CHN)	2
10	LIN Yin Hai	F	3.5	06 NOV 1986	GUANGDONG, GUANGZHOU(CHN)	2
11	QU Huanjian	F	2.0	16 MAY 1985	LIAONING, SHENYANG(CHN)	8
12	GUO Yandong	F	2.0	06 FEB 1987	BEIJING, BEIJING(CHN)	3
13	LI Pengcheng	G	2.0	04 DEC 1980	BEIJING, BEIJING(CHN)	8
14	CHEN Haijiang	F	2.0	07 JUN 1976	BEIJING, BEIJING(CHN)	8
15	CHEN Qi	G	1.5	18 MAR 1976	GUANGDONG, GUANGZHOU(CHN)	9
<b>Team Average</b>						<b>1.5</b>

**Note:**  
Number of international games played provided by NPC

**Legend:**  
C Centre F Forward G Guard Pos Playing Position



**TEAM ROSTER** As of 3 SEP 2008

球队名单

**GBR - GBR**

No.	Name	Pos	Sport Class	Date of Birth	Club - Season 2007/2008	Int'l Games Played
4	BESTWICK Joe	C	4.5	01 FEB 1984	COLOGNE, COLOGNE(GBR)	0
5	BROWN Simon	G	2.0	07 MAR 1986	MILTON KEYNES ACES, MILTON KEYNES(GBR)	0
6	HAYES Kevin	G	1.0	09 SEP 1963	SHEFFIELD STEELERS, SHEFFIELD(GBR)	0
7	BYWATER Terry	F	4.5	28 FEB 1983	SHEFFIELD STEELERS, SHEFFIELD(GBR)	0
8	MUNN Simon	C	4.0	31 JAN 1968	W. RHINOS, WOLVERHAMPTON(GBR)	0
9	POLLOCK Jon	G	2.5	11 MAY 1977	SHEFFIELD STEELERS, SHEFFIELD(GBR)	0
10	JAMA Abdi	G	1.0	01 NOV 1982	W. RHINOS, WOLVERHAMPTON(GBR)	0
11	BYRNE Matt	G	1.5	08 OCT 1974	W. RHINOS, WOLVERHAMPTON(GBR)	0
12	BLAKE Andy	F	2.5	18 APR 1972	MILTON KEYNES ACES, MILTON KEYNES(GBR)	0
13	FINBOW Peter	G	2.0	17 MAY 1975	OLDHAM OWLS, OLDHAM(GBR)	0
14	HALL Jonathan	G	3.0	13 MAR 1982	SHEFFIELD STEELERS, SHEFFIELD(GBR)	0
15	OROGBEMI Ade	G	2.5	11 MAY 1978	W. RHINOS, WOLVERHAMPTON(GBR)	0
<b>Team Average</b>						<b>0.0</b>

**Note:**  
Number of international games played provided by NPC

**Legend:**  
C Centre F Forward G Guard Pos Playing Position

**TEAM ROSTER** As of 3 SEP 2008

球队名单

**GER - GER**

No.	Name	Pos	Sport Class	Date of Birth	Club - Season 2007/2008	Int'l Games Played
4	LOHMANN Bjorn	F	1.0	03 MAY 1979	ASV BONN, BONN(GER)	36
5	SCHURMANN Jens	F	1.0	30 NOV 1980	RSC OSNABRUCK, OSNABRUCK(GER)	64
6	QUALI Mimoun	F	3.0	22 APR 1975	RSC OSNABRUCK, OSNABRUCK(GER)	160
7	LEHMANN Lars	G	3.0	25 MAY 1977	RSC FRANKFURT, FRANKFURT(GER)	168
8	BIENEK Andre	G	3.0	31 OCT 1985	RSC FRANKFURT, FRANKFURT(GER)	50
9	FISCHER Florian	F	1.5	11 APR 1977	USC MUNCHEN, MUNCHEN(GER)	70
10	KRESS Andreas	C	3.5	16 JUN 1986	RSC FRANKFURT, FRANKFURT(GER)	10
11	PASSIWAN Dirk	F	4.5	13 OCT 1976	RSC TRIER, TRIER(GER)	33
12	WOLK Sebastian Hagen	C	4.0	31 JAN 1981	RSC FRANKFURT, FRANKFURT(GER)	77
13	CHRISTINK Lars	G	2.0	14 JUL 1972	JENA CAPUTS, JENA(GER)	255
14	COSKUN Ahmet	G	4.0	11 MAR 1975	PORTO TORRES, PORTO TORRES(ITA)	190
15	KOHLER-LENZ Dirk	C	4.0	29 OCT 1967	RSV LAHN_DILL, LAHN_DILL(GER)	130
<b>Team Average</b>						<b>17.3</b>

**Note:**

Number of international games played provided by NPC

**Legend:**

C Centre F Forward G Guard Pos Playing Position

**TEAM ROSTER** As of 3 SEP 2008

球队名单

**IRI - IRI**

No.	Name	Pos	Sport Class	Date of Birth	Club - Season 2007/2008	Int'l Games Played
4	BOLAGHI EINALOU Saman	F	1.0	04 DEC 1986	KHOUZESTAN COMMISSION, KHOUZESTAN(IRI)	0
5	HESAMYZADEH Zakariya	G	2.5	16 JUL 1974	KHOUZESTAN COMMISSION, KHOUZESTAN(IRI)	0
6	MANSOURI Hakim	F	2.0	06 APR 1985	KHOUZESTAN COMMISSION, KHOUZESTAN(IRI)	0
7	AHMADI Ebrahim	C	4.0	02 OCT 1985	ZANJAN AZAD UNIVERSITY, ZANJAN(IRI)	0
8	DAGHAGHELEH POUR Ahmad	F	1.5	23 MAY 1982	KHOUZESTAN COMMISSION, KHOUZESTAN(IRI)	0
9	HOSSEINPOUR Esmail	F	1.5	29 SEP 1982	TABRIZ COMMISSION, TABRIZ(IRI)	0
10	AHMADI Alireza	G	3.0	25 JUL 1976	ZANJAN AZAD UNIVERSITY, ZANJAN(IRI)	0
11	NAMI Gholamreza	F	1.0	24 SEP 1976	MASHHAD FARSEH NEGIN, MASHHAD(IRI)	0
12	GHARIBLOU Morteza	C	4.0	13 AUG 1979	ZANJAN AZAD UNIVERSITY, ZANJAN(IRI)	0
13	SEIFI Bahman	F	2.0	04 APR 1986	ZANJAN AZAD UNIVERSITY, ZANJAN(IRI)	0
14	GHOLAM AZAD Vahid	C	4.5	16 SEP 1987	ZANJAN AZAD UNIVERSITY, ZANJAN(IRI)	0
15	TORFI MENESHDI Adel	C	4.0	23 AUG 1977	KHOUZESTAN COMMISSION, KHOUZESTAN(IRI)	0
<b>Team Average</b>						<b>0.0</b>

**Note:**  
Number of international games played provided by NPC

**Legend:**  
C Centre F Forward G Guard Pos Playing Position





TEAM ROSTER As of 3 SEP 2008

球队名单

ISR - ISR

No.	Name	Pos	Sport Class	Date of Birth	Club - Season 2007/2008	Int'l Games Played
4	SARTOV Eyal	F	4.5	07 MAR 1962	KESSEM, HADREA(ISR)	50
5	DROR Lior	C	4.5	18 APR 1974	SANTA LOCCIA, RONE(ITA)	47
6	OTTOLENGHI Ariel	G	2.0	06 JUL 1973	TARANTO, TARANTO(ITA)	115
7	FURMAN Ron	G	1.0	27 NOV 1977	KESSEM, HADERA(ISR)	39
8	MEISHAR Dotan	F	4.0	05 APR 1969	BEIT HALOCHEM, TEL-AVIV(ISR)	71
9	ROZENBERG Roei	G	2.5	16 AUG 1971	SANTA LUCCIA, ROME(ITA)	80
10	LEHRMAN Avraham	G	2.0	12 OCT 1966	BEIT HACOCHER, TEL-AVIV(ISR)	47
11	DOR ONN Igal	F	4.5	07 NOV 1984	WHITE WATER, WISCONSIN(USA)	32
12	HENDEL Liran	G	2.0	02 AUG 1973	KESSEM, HADERA(ISR)	87
13	HAIM Refael	G	2.0	26 OCT 1981	BEIT HALOCHEM, TEL-AVIV(ISR)	32
14	PHILIPPS Rotem	F	4.0	24 MAY 1972	SANTO STEFANO, PORTO POTENZA PITENA(ITA)	47
15	DRAI David	G	1.0	31 OCT 1970	BEIT HALOCHEM, TEL-AVIV(ISR)	72
<b>Team Average</b>						<b>7.5</b>

**Note:**

Number of international games played provided by NPC

**Legend:**

C Centre F Forward G Guard Pos Playing Position



TEAM ROSTER As of 3 SEP 2008

球队名单

JPN - JPN

No.	Name	Pos	Sport Class	Date of Birth	Club - Season 2007/2008	Int'l Games Played
4	MIURA Fumiharu	G	2.5	09 AUG 1979	MIE CHARIOTS, MIE(JPN)	4
5	MORI Noriyuki	G	2.0	20 JUN 1971	CHIBA HOWKS, CHIBA(JPN)	15
6	MIYAJIMA Tetsuya	C	4.0	29 NOV 1988	TOYAMA WBC, TOYAMA(JPN)	10
7	SATO Satoshi	G	1.0	05 JUN 1976	NO EXCUSE, TOKYO(JPN)	2
8	KORETOMO Keisuke	F	3.0	13 OCT 1970	SHIMIZU MST, HYOGO(JPN)	29
9	KOZAI Hiroaki	F	3.5	14 JUL 1988	CHIBA HOWKS, CHIBA(JPN)	10
10	SUZUKI Akimasa	F	3.5	02 FEB 1977	CHIBA HOWKS, CHIBA(JPN)	8
11	FUJII Shingo	G	1.5	02 JAN 1978	MIYAGI MAX, MIYAGI(JPN)	18
12	KYOYA Kazuyuki	G	1.0	13 AUG 1971	CHIBA HOWKS, CHIBA(JPN)	26
13	FUJIMOTO Reo	C	4.5	22 SEP 1983	MIYAGI MAX, MIYAGI(JPN)	10
14	OSHIMA Tomohiko	C	4.0	20 MAR 1971	WORLD BBC, AICHI(JPN)	32
15	MAEDA Kenzo	F	4.5	10 JAN 1975	MORIMOTO BUNKABURO, KANAGAWA(JPN)	5
<b>Team Average</b>						<b>1.6</b>

**Note:**  
Number of international games played provided by NPC

**Legend:**  
C Centre F Forward G Guard Pos Playing Position

TEAM ROSTER As of 3 SEP 2008

球队名单

RSA - RSA

No.	Name	Pos	Sport Class	Date of Birth	Club - Season 2007/2008	Int'l Games Played
4	RETIEF Marcus	F	1.0	11 DEC 1975	EAGLES, JOHANNESBURG(RSA)	34
5	HARTNICK Shaun	F	1.0	21 NOV 1973	SAINTS, CAPE TOWN(RSA)	58
6	WILLIAMS Ralph	G	2.0	17 DEC 1969	SAINTS, CAPE TOWN(RSA)	67
7	TAYLOR Nick	G	2.0	18 JAN 1980	EAGLES, JOHANNESBURG(RSA)	46
8	GOVENDER Justin	F	1.0	21 MAY 1978	WINGS, DURBAN(RSA)	34
9	GUMBI Siphoh	G	3.0	19 AUG 1975	WINGS, DURBAN(RSA)	38
10	PAPENFUS Marius	G	2.5	30 OCT 1977	BLADERUNNERS, PRETORIA(RSA)	58
11	ZONKE Thandile	G	3.5	15 JAN 1982	LIONS, ORKNEY(RSA)	27
12	CURLE David	F	3.5	27 DEC 1981	PUMAS, PRETORIA(RSA)	37
13	WAITES Grant	F	4.0	13 MAR 1973	EAGLES, JOHANNESBURG(RSA)	28
14	NEL Jeremy	F	4.0	16 SEP 1973	WINGS, DURBAN(RSA)	22
15	NORTJE Richard	F	4.5	27 OCT 1980	BLADERUNNERS, PRETORIA(RSA)	58
<b>Team Average</b>						<b>4.2</b>

Note:

Number of international games played provided by NPC

Legend:

F Forward G Guard Pos Playing Position



**TEAM ROSTER** As of 3 SEP 2008

球队名单

**SWE - SWE**

No.	Name	Pos	Sport Class	Date of Birth	Club - Season 2007/2008	Int'l Games Played
4	NYLANDER Patrik	F	2.0	20 MAR 1980	NORRBACKA HIF, STOCKHOLM(SWE)	56
5	GUSTAVSSON Joachim	F	3.5	09 DEC 1971	NACKA HI, STOCKHOLM(SWE)	142
6	LARSSON Niclas	F	1.0	29 JAN 1969	NORRBACKA HIF, STOCKHOLM(SWE)	24
7	BYQVIST Per	C	4.0	18 FEB 1968	NORRBACKA HIF, STOCKHOLM(SWE)	16
8	ABLORH Enoch	G	4.0	28 APR 1972	DALLAS, DALLAS(USA)	148
9	WALLIN Dan	C	4.0	29 SEP 1973	GOTEBORG RBK, GOTHENBORG(SWE)	74
10	HAIDARI Hussein	G	3.0	20 DEC 1978	GALATASARAY, ISTANBUL(TUR)	128
11	KOHLSTROM Peter	F	2.5	21 MAY 1975	NACKA HI, STOCKHOLM(SWE)	120
12	AKERBERG Thomas	F	3.0	15 JUN 1968	NORRKOPING DOLPHINS, NORRKOPING(SWE)	219
13	LARSSON Thomas	F	1.0	20 MAY 1969	GIULANOVA, GIULANOVA(ITA)	53
14	LINDEN Joakim	F	2.5	01 DEC 1988	NORRKOPING DOLPHINS, NORRKOPING(SWE)	14
15	MENG Robin	G	3.0	01 JUL 1990	ESKILSTUNA HIF, ESKILSTUNA(SWE)	12
<b>Team Average</b>						<b>7.6</b>

**Note:**  
Number of international games played provided by NPC

**Legend:**  
C Centre F Forward G Guard Pos Playing Position



**TEAM ROSTER** As of 3 SEP 2008

球队名单

**USA - USA**

No.	Name	Pos	Sport Class	Date of Birth	Club - Season 2007/2008	Int'l Games Played
4	BARBER E	G	1.0	07 DEC 1970	MILWAUKEE WC BUCK, MILWAUKEE, WI(USA)	4
5	PAYE Michael	G	3.0	24 MAR 1983	RSV LAHN-DILL, WETZLAR, GERMANY(GER)	5
6	LESPERANCE Matt	G	1.0	23 MAY 1987	UW-WISCONSIN, WHITEWATER, WI(USA)	6
7	MAZZI Jaime	G	2.0	08 AUG 1981	UW-WISCONSIN, WHITEWATER, WI(USA)	7
8	COUNTS Jacob	F	3.5	24 JAN 1980	MILWAUKEE WC BUCK, MILWAUKEE, WI(USA)	8
9	SCOTT Matt	G	4.0	27 MAR 1985	UW-WISCONSIN, WHITEWATER, WI(USA)	9
10	GLASBRENNER Jeff	C	4.5	20 JAN 1973	DALLAS WC MAVERICKS, DALLAS, TX(USA)	10
11	SERIO Steve	G	3.5	08 SEP 1987	U OF ILLINOIS, CHAMPAIGN, IL(USA)	11
12	NELMS J	G	2.5	11 NOV 1980	DALLAS WC MAVERICKS, DALLAS, TX(USA)	12
13	LADE Jeremy	G	2.5	06 JAN 1981	MILWAUKEE WC BUCK, MILWAUKEE, WI(USA)	13
14	SCHULTE Paul	G	3.0	05 MAR 1979	DALLAS WC MAVERICKS, DALLAS, TX(USA)	14
15	CHAMBERS Joseph	C	4.0	10 JAN 1982	UW-WISCONSIN, WHITEWATER, WI(USA)	15
<b>Team Average</b>						<b>0.8</b>

**Note:**  
Number of international games played provided by NPC

**Legend:**  
C Centre F Forward G Guard Pos Playing Position

PRELIMINARY ROUND-COMPARATIVE RANKINGS As of 7 SEP 2008

预赛-对比排名

Group A									Games			Points		Class.
Rank	YRank		IRI	RSA	SWE	CAN	GER	JPN	Played	Won	Lost	For	Against	Points
1		IRI	--	73-62	08 Sep	11 Sep	10 Sep	09 Sep	1	1	0	73	62	2
2		RSA	62-73	--	10 Sep	08 Sep	09 Sep	11 Sep	1	0	1	62	73	1
		SWE	08 Sep	10 Sep	--	09 Sep	11 Sep	07 Sep	0	0	0	0	0	0
		CAN	11 Sep	08 Sep	09 Sep	--	07 Sep	10 Sep	0	0	0	0	0	0
		GER	10 Sep	09 Sep	11 Sep	07 Sep	--	08 Sep	0	0	0	0	0	0
		JPN	09 Sep	11 Sep	07 Sep	10 Sep	08 Sep	--	0	0	0	0	0	0

Group B									Games			Points		Class.
Rank	YRank		USA	ISR	AUS	BRA	CHN	GBR	Played	Won	Lost	For	Against	Points
		USA	--	07 Sep	11 Sep	08 Sep	10 Sep	09 Sep	0	0	0	0	0	0
		ISR	07 Sep	--	10 Sep	09 Sep	08 Sep	11 Sep	0	0	0	0	0	0
		AUS	11 Sep	10 Sep	--	07 Sep	09 Sep	08 Sep	0	0	0	0	0	0
		BRA	08 Sep	09 Sep	07 Sep	--	11 Sep	10 Sep	0	0	0	0	0	0
		CHN	10 Sep	08 Sep	09 Sep	11 Sep	--	07 Sep	0	0	0	0	0	0
		GBR	09 Sep	11 Sep	08 Sep	10 Sep	07 Sep	--	0	0	0	0	0	0

Comparative Ranking										
Rank	Team	GP	W-L	Points			Current Run	Last 2	Margin	
				For	Against	Diff.			-5 Pts	+15 Pts
1	IRI	1	1-0	73	62	+11	1 win	1-0	0-0	0-0
2	RSA	1	0-1	62	73	-11	0 win	0-1	0-0	0-0
3	AUS	0	0-0	0	0	0	0 win	0-0	0-0	0-0
4	BRA	0	0-0	0	0	0	0 win	0-0	0-0	0-0
5	CAN	0	0-0	0	0	0	0 win	0-0	0-0	0-0
6	CHN	0	0-0	0	0	0	0 win	0-0	0-0	0-0
7	GBR	0	0-0	0	0	0	0 loss	0-0	0-0	0-0
8	GER	0	0-0	0	0	0	0 loss	0-0	0-0	0-0
9	ISR	0	0-0	0	0	0	0 loss	0-0	0-0	0-0
10	JPN	0	0-0	0	0	0	0 loss	0-0	0-0	0-0
11	SWE	0	0-0	0	0	0	0 loss	0-0	0-0	0-0
12	USA	0	0-0	0	0	0	0 loss	0-0	0-0	0-0

Legend:

GP Games Played      W-L Win-Loss      YRank Yesterday's Rank

PRELIMINARY ROUND-COMPARATIVE RANKINGS As of 8 SEP 2008

预赛-对比排名

Group A									Games			Points		Class.
Rank	YRank		IRI	CAN	SWE	RSA	GER	JPN	Played	Won	Lost	For	Against	Points
1		IRI	--	11 Sep	92-66	73-62	10 Sep	09 Sep	2	2	0	165	128	4
2		CAN	11 Sep	--	09 Sep	80-55	62-59	10 Sep	2	2	0	142	114	4
3		SWE	66-92	09 Sep	--	10 Sep	11 Sep	61-49	2	1	1	127	141	3
4		RSA	62-73	55-80	10 Sep	--	09 Sep	11 Sep	2	0	2	117	153	2
5		GER	10 Sep	59-62	11 Sep	09 Sep	--	29-32	1	0	1	59	62	1
6		JPN	09 Sep	10 Sep	49-61	11 Sep	32-29	--	1	0	1	49	61	1

Group B									Games			Points		Class.
Rank	YRank		USA	ISR	GBR	AUS	BRA	CHN	Played	Won	Lost	For	Against	Points
1		USA	--	76-53	09 Sep	11 Sep	87-41	10 Sep	2	2	0	163	94	4
2		ISR	53-76	--	11 Sep	10 Sep	09 Sep	80-41	2	1	1	133	117	3
3		GBR	09 Sep	11 Sep	--	08 Sep	10 Sep	81-34	1	1	0	81	34	2
4		AUS	11 Sep	10 Sep	08 Sep	--	73-72	09 Sep	1	1	0	73	72	2
5		BRA	41-87	09 Sep	10 Sep	72-73	--	11 Sep	2	0	2	113	160	2
6		CHN	10 Sep	41-80	34-81	09 Sep	11 Sep	--	2	0	2	75	161	2

Comparative Ranking										
Rank	Team	GP	W-L	Points			Current Run	Last 2	Margin	
				For	Against	Diff.			-5 Pts	+15 Pts
1	USA	2	2-0	163	94	+69	2 wins	2-0	0-0	2-0
2	IRI	2	2-0	165	128	+37	2 wins	2-0	0-0	1-0
3	CAN	2	2-0	142	114	+28	2 wins	2-0	1-0	1-0
4	ISR	2	1-1	133	117	+16	1 win	1-1	0-0	1-1
5	SWE	2	1-1	127	141	-14	1 win	1-1	0-0	0-1
6	GBR	1	1-0	81	34	+47	1 win	1-0	0-0	1-0
7	AUS	1	1-0	73	72	+1	0 loss	1-0	1-0	0-0
8	RSA	2	0-2	117	153	-36	2 losses	0-2	0-0	0-1
9	BRA	2	0-2	113	160	-47	2 losses	0-2	0-1	0-1
10	CHN	2	0-2	75	161	-86	2 losses	0-2	0-0	0-2
11	GER	1	0-1	59	62	-3	1 loss	0-1	0-1	0-0
12	JPN	1	0-1	49	61	-12	1 loss	0-1	0-0	0-0

Legend:

GP Games Played W-L Win-Loss YRank Yesterday's Rank

PRELIMINARY ROUND-COMPARATIVE RANKINGS As of 8 SEP 2008

预赛-对比排名

Group A									Games			Points		Class.
Rank	YRank		IRI	CAN	JPN	SWE	GER	RSA	Played	Won	Lost	For	Against	Points
1		IRI	--	11 Sep	09 Sep	92-66	10 Sep	73-62	2	2	0	165	128	4
2		CAN	11 Sep	--	10 Sep	09 Sep	62-59	80-55	2	2	0	142	114	4
3		JPN	09 Sep	10 Sep	--	49-61	58-56	11 Sep	2	1	1	107	117	3
4		SWE	66-92	09 Sep	61-49	--	11 Sep	10 Sep	2	1	1	127	141	3
5		GER	10 Sep	59-62	56-58	11 Sep	--	09 Sep	2	0	2	115	120	2
6		RSA	62-73	55-80	11 Sep	10 Sep	09 Sep	--	2	0	2	117	153	2

Group B									Games			Points		Class.
Rank	YRank		USA	ISR	GBR	AUS	BRA	CHN	Played	Won	Lost	For	Against	Points
1		USA	--	76-53	09 Sep	11 Sep	87-41	10 Sep	2	2	0	163	94	4
2		ISR	53-76	--	11 Sep	10 Sep	09 Sep	80-41	2	1	1	133	117	3
3		GBR	09 Sep	11 Sep	--	08 Sep	10 Sep	81-34	1	1	0	81	34	2
4		AUS	11 Sep	10 Sep	08 Sep	--	73-72	09 Sep	1	1	0	73	72	2
5		BRA	41-87	09 Sep	10 Sep	72-73	--	11 Sep	2	0	2	113	160	2
6		CHN	10 Sep	41-80	34-81	09 Sep	11 Sep	--	2	0	2	75	161	2

Comparative Ranking										
Rank	Team	GP	W-L	Points			Current Run	Last 2	Margin	
				For	Against	Diff.			-5 Pts	+15 Pts
1	USA	2	2-0	163	94	+69	2 wins	2-0	0-0	2-0
2	IRI	2	2-0	165	128	+37	2 wins	2-0	0-0	1-0
3	CAN	2	2-0	142	114	+28	2 wins	2-0	1-0	1-0
4	ISR	2	1-1	133	117	+16	1 win	1-1	0-0	1-1
5	JPN	2	1-1	107	117	-10	1 win	1-1	1-0	0-0
6	SWE	2	1-1	127	141	-14	1 win	1-1	0-0	0-1
7	GBR	1	1-0	81	34	+47	0 loss	1-0	0-0	1-0
8	AUS	1	1-0	73	72	+1	0 loss	1-0	1-0	0-0
9	GER	2	0-2	115	120	-5	2 losses	0-2	0-2	0-0
10	RSA	2	0-2	117	153	-36	2 losses	0-2	0-0	0-1
11	BRA	2	0-2	113	160	-47	2 losses	0-2	0-1	0-1
12	CHN	2	0-2	75	161	-86	2 losses	0-2	0-0	0-2

Legend:

GP Games Played W-L Win-Loss YRank Yesterday's Rank



PRELIMINARY ROUND-COMPARATIVE RANKINGS As of 8 SEP 2008

预赛-对比排名

Group A									Games			Points		Class.
Rank	YRank		IRI	CAN	JPN	SWE	GER	RSA	Played	Won	Lost	For	Against	Points
1		IRI	--	11 Sep	09 Sep	92-66	10 Sep	73-62	2	2	0	165	128	4
2		CAN	11 Sep	--	10 Sep	09 Sep	62-59	80-55	2	2	0	142	114	4
3		JPN	09 Sep	10 Sep	--	49-61	58-56	11 Sep	2	1	1	107	117	3
4		SWE	66-92	09 Sep	61-49	--	11 Sep	10 Sep	2	1	1	127	141	3
5		GER	10 Sep	59-62	56-58	11 Sep	--	09 Sep	2	0	2	115	120	2
6		RSA	62-73	55-80	11 Sep	10 Sep	09 Sep	--	2	0	2	117	153	2

Group B									Games			Points		Class.
Rank	YRank		USA	AUS	GBR	ISR	BRA	CHN	Played	Won	Lost	For	Against	Points
1		USA	--	11 Sep	09 Sep	76-53	87-41	10 Sep	2	2	0	163	94	4
2		AUS	11 Sep	--	67-48	10 Sep	73-72	09 Sep	2	2	0	140	120	4
3		GBR	09 Sep	48-67	--	11 Sep	10 Sep	81-34	2	1	1	129	101	3
4		ISR	53-76	10 Sep	11 Sep	--	09 Sep	80-41	2	1	1	133	117	3
5		BRA	41-87	72-73	10 Sep	09 Sep	--	11 Sep	2	0	2	113	160	2
6		CHN	10 Sep	09 Sep	34-81	41-80	11 Sep	--	2	0	2	75	161	2

Comparative Ranking										
Rank	Team	GP	W-L	Points			Current Run	Last 2	Margin	
				For	Against	Diff.			-5 Pts	+15 Pts
1	USA	2	2-0	163	94	+69	2 wins	2-0	0-0	2-0
2	IRI	2	2-0	165	128	+37	2 wins	2-0	0-0	1-0
3	CAN	2	2-0	142	114	+28	2 wins	2-0	1-0	1-0
4	AUS	2	2-0	140	120	+20	2 wins	2-0	1-0	1-0
5	GBR	2	1-1	129	101	+28	1 win	1-1	0-0	1-1
6	ISR	2	1-1	133	117	+16	1 win	1-1	0-0	1-1
7	JPN	2	1-1	107	117	-10	1 loss	1-1	1-0	0-0
8	SWE	2	1-1	127	141	-14	1 loss	1-1	0-0	0-1
9	GER	2	0-2	115	120	-5	2 losses	0-2	0-2	0-0
10	RSA	2	0-2	117	153	-36	2 losses	0-2	0-0	0-1
11	BRA	2	0-2	113	160	-47	2 losses	0-2	0-1	0-1
12	CHN	2	0-2	75	161	-86	2 losses	0-2	0-0	0-2

Legend:

GP Games Played      W-L Win-Loss      YRank Yesterday's Rank

PRELIMINARY ROUND-COMPARATIVE RANKINGS As of 9 SEP 2008

预赛-对比排名

Group A									Games			Points		Class.
Rank	YRank		IRI	CAN	JPN	SWE	GER	RSA	Played	Won	Lost	For	Against	Points
1	1	IRI	--	11 Sep	27-21	92-66	10 Sep	73-62	2	2	0	165	128	4
2	2	CAN	11 Sep	--	10 Sep	09 Sep	62-59	80-55	2	2	0	142	114	4
3	3	JPN	21-27	10 Sep	--	49-61	58-56	11 Sep	2	1	1	107	117	3
4	4	SWE	66-92	09 Sep	61-49	--	11 Sep	10 Sep	2	1	1	127	141	3
5	5	GER	10 Sep	59-62	56-58	11 Sep	--	09 Sep	2	0	2	115	120	2
6	6	RSA	62-73	55-80	11 Sep	10 Sep	09 Sep	--	2	0	2	117	153	2

Group B									Games			Points		Class.
Rank	YRank		ISR	USA	AUS	GBR	BRA	CHN	Played	Won	Lost	For	Against	Points
1	4	ISR	--	53-76	10 Sep	11 Sep	73-60	80-41	3	2	1	206	177	5
2	1	USA	76-53	--	11 Sep	09 Sep	87-41	10 Sep	2	2	0	163	94	4
3	2	AUS	10 Sep	11 Sep	--	67-48	73-72	09 Sep	2	2	0	140	120	4
4	3	GBR	11 Sep	09 Sep	48-67	--	10 Sep	81-34	2	1	1	129	101	3
5	5	BRA	60-73	41-87	72-73	10 Sep	--	11 Sep	3	0	3	173	233	3
6	6	CHN	41-80	10 Sep	09 Sep	34-81	11 Sep	--	2	0	2	75	161	2

Comparative Ranking										
Rank	Team	GP	W-L	Points			Current Run	Last 2	Margin	
				For	Against	Diff.			-5 Pts	+15 Pts
1	ISR	3	2-1	206	177	+29	2 wins	2-0	0-0	1-1
2	USA	2	2-0	163	94	+69	2 wins	2-0	0-0	2-0
3	IRI	2	2-0	165	128	+37	2 wins	2-0	0-0	1-0
4	CAN	2	2-0	142	114	+28	2 wins	2-0	1-0	1-0
5	AUS	2	2-0	140	120	+20	2 wins	2-0	1-0	1-0
6	GBR	2	1-1	129	101	+28	1 win	1-1	0-0	1-1
7	JPN	2	1-1	107	117	-10	1 loss	1-1	1-0	0-0
8	SWE	2	1-1	127	141	-14	1 loss	1-1	0-0	0-1
9	BRA	3	0-3	173	233	-60	3 losses	0-2	0-1	0-1
10	GER	2	0-2	115	120	-5	2 losses	0-2	0-2	0-0
11	RSA	2	0-2	117	153	-36	2 losses	0-2	0-0	0-1
12	CHN	2	0-2	75	161	-86	2 losses	0-2	0-0	0-2

Legend:

GP Games Played      W-L Win-Loss      YRank Yesterday's Rank

PRELIMINARY ROUND-COMPARATIVE RANKINGS As of 9 SEP 2008

预赛-对比排名

Group A									Games			Points		Class.
Rank	YRank		IRI	CAN	JPN	SWE	GER	RSA	Played	Won	Lost	For	Against	Points
1	1	IRI	--	11 Sep	69-50	92-66	10 Sep	73-62	3	3	0	234	178	6
2	2	CAN	11 Sep	--	10 Sep	09 Sep	62-59	80-55	2	2	0	142	114	4
3	3	JPN	50-69	10 Sep	--	49-61	58-56	11 Sep	3	1	2	157	186	4
4	4	SWE	66-92	09 Sep	61-49	--	11 Sep	10 Sep	2	1	1	127	141	3
5	5	GER	10 Sep	59-62	56-58	11 Sep	--	09 Sep	2	0	2	115	120	2
6	6	RSA	62-73	55-80	11 Sep	10 Sep	09 Sep	--	2	0	2	117	153	2

Group B									Games			Points		Class.
Rank	YRank		ISR	USA	AUS	GBR	BRA	CHN	Played	Won	Lost	For	Against	Points
1	4	ISR	--	53-76	10 Sep	11 Sep	73-60	80-41	3	2	1	206	177	5
2	1	USA	76-53	--	11 Sep	09 Sep	87-41	10 Sep	2	2	0	163	94	4
3	2	AUS	10 Sep	11 Sep	--	67-48	73-72	20-18	2	2	0	140	120	4
4	3	GBR	11 Sep	09 Sep	48-67	--	10 Sep	81-34	2	1	1	129	101	3
5	5	BRA	60-73	41-87	72-73	10 Sep	--	11 Sep	3	0	3	173	233	3
6	6	CHN	41-80	10 Sep	18-20	34-81	11 Sep	--	2	0	2	75	161	2

Comparative Ranking										
Rank	Team	GP	W-L	Points			Current Run	Last 2	Margin	
				For	Against	Diff.			-5 Pts	+15 Pts
1	IRI	3	3-0	234	178	+56	3 wins	2-0	0-0	2-0
2	ISR	3	2-1	206	177	+29	2 wins	2-0	0-0	1-1
3	USA	2	2-0	163	94	+69	2 wins	2-0	0-0	2-0
4	CAN	2	2-0	142	114	+28	2 wins	2-0	1-0	1-0
5	AUS	2	2-0	140	120	+20	2 wins	2-0	1-0	1-0
6	JPN	3	1-2	157	186	-29	1 win	1-1	1-0	0-1
7	GBR	2	1-1	129	101	+28	1 loss	1-1	0-0	1-1
8	SWE	2	1-1	127	141	-14	1 loss	1-1	0-0	0-1
9	BRA	3	0-3	173	233	-60	3 losses	0-2	0-1	0-1
10	GER	2	0-2	115	120	-5	2 losses	0-2	0-2	0-0
11	RSA	2	0-2	117	153	-36	2 losses	0-2	0-0	0-1
12	CHN	2	0-2	75	161	-86	2 losses	0-2	0-0	0-2

Legend:

GP Games Played      W-L Win-Loss      YRank Yesterday's Rank

PRELIMINARY ROUND-COMPARATIVE RANKINGS As of 9 SEP 2008

预赛-对比排名

Group A									Games			Points		Class.
Rank	YRank		IRI	CAN	JPN	SWE	GER	RSA	Played	Won	Lost	For	Against	Points
1	1	IRI	--	11 Sep	69-50	92-66	10 Sep	73-62	3	3	0	234	178	6
2	2	CAN	11 Sep	--	10 Sep	09 Sep	62-59	80-55	2	2	0	142	114	4
3	3	JPN	50-69	10 Sep	--	49-61	58-56	11 Sep	3	1	2	157	186	4
4	4	SWE	66-92	09 Sep	61-49	--	11 Sep	10 Sep	2	1	1	127	141	3
5	5	GER	10 Sep	59-62	56-58	11 Sep	--	46-16	2	0	2	115	120	2
6	6	RSA	62-73	55-80	11 Sep	10 Sep	16-46	--	2	0	2	117	153	2

Group B									Games			Points		Class.
Rank	YRank		AUS	ISR	USA	GBR	BRA	CHN	Played	Won	Lost	For	Against	Points
1	2	AUS	--	10 Sep	11 Sep	67-48	73-72	79-44	3	3	0	219	164	6
2	4	ISR	10 Sep	--	53-76	11 Sep	73-60	80-41	3	2	1	206	177	5
3	1	USA	11 Sep	76-53	--	09 Sep	87-41	10 Sep	2	2	0	163	94	4
4	3	GBR	48-67	11 Sep	09 Sep	--	10 Sep	81-34	2	1	1	129	101	3
5	5	BRA	72-73	60-73	41-87	10 Sep	--	11 Sep	3	0	3	173	233	3
6	6	CHN	44-79	41-80	10 Sep	34-81	11 Sep	--	3	0	3	119	240	3

Comparative Ranking										
Rank	Team	GP	W-L	Points			Current Run	Last 2	Margin	
				For	Against	Diff.			-5 Pts	+15 Pts
1	AUS	3	3-0	219	164	+55	3 wins	2-0	1-0	2-0
2	IRI	3	3-0	234	178	+56	3 wins	2-0	0-0	2-0
3	ISR	3	2-1	206	177	+29	2 wins	2-0	0-0	1-1
4	USA	2	2-0	163	94	+69	2 wins	2-0	0-0	2-0
5	CAN	2	2-0	142	114	+28	2 wins	2-0	1-0	1-0
6	JPN	3	1-2	157	186	-29	1 win	1-1	1-0	0-1
7	GBR	2	1-1	129	101	+28	1 loss	1-1	0-0	1-1
8	SWE	2	1-1	127	141	-14	1 loss	1-1	0-0	0-1
9	BRA	3	0-3	173	233	-60	3 losses	0-2	0-1	0-1
10	CHN	3	0-3	119	240	-121	3 losses	0-2	0-0	0-3
11	GER	2	0-2	115	120	-5	2 losses	0-2	0-2	0-0
12	RSA	2	0-2	117	153	-36	2 losses	0-2	0-0	0-1

Legend:

GP Games Played W-L Win-Loss YRank Yesterday's Rank

PRELIMINARY ROUND-COMPARATIVE RANKINGS As of 9 SEP 2008

预赛-对比排名

Group A									Games			Points		Class.
Rank	YRank		IRI	GER	CAN	JPN	SWE	RSA	Played	Won	Lost	For	Against	Points
1	1	IRI	--	10 Sep	11 Sep	69-50	92-66	73-62	3	3	0	234	178	6
2	5	GER	10 Sep	--	59-62	56-58	11 Sep	96-43	3	1	2	211	163	4
3	2	CAN	11 Sep	62-59	--	10 Sep	09 Sep	80-55	2	2	0	142	114	4
4	3	JPN	50-69	58-56	10 Sep	--	49-61	11 Sep	3	1	2	157	186	4
5	4	SWE	66-92	11 Sep	09 Sep	61-49	--	10 Sep	2	1	1	127	141	3
6	6	RSA	62-73	43-96	55-80	11 Sep	10 Sep	--	3	0	3	160	249	3

Group B									Games			Points		Class.
Rank	YRank		AUS	ISR	USA	GBR	BRA	CHN	Played	Won	Lost	For	Against	Points
1	2	AUS	--	10 Sep	11 Sep	67-48	73-72	79-44	3	3	0	219	164	6
2	4	ISR	10 Sep	--	53-76	11 Sep	73-60	80-41	3	2	1	206	177	5
3	1	USA	11 Sep	76-53	--	09 Sep	87-41	10 Sep	2	2	0	163	94	4
4	3	GBR	48-67	11 Sep	09 Sep	--	10 Sep	81-34	2	1	1	129	101	3
5	5	BRA	72-73	60-73	41-87	10 Sep	--	11 Sep	3	0	3	173	233	3
6	6	CHN	44-79	41-80	10 Sep	34-81	11 Sep	--	3	0	3	119	240	3

Comparative Ranking										
Rank	Team	GP	W-L	Points			Current Run	Last 2	Margin	
				For	Against	Diff.			-5 Pts	+15 Pts
1	AUS	3	3-0	219	164	+55	3 wins	2-0	1-0	2-0
2	IRI	3	3-0	234	178	+56	3 wins	2-0	0-0	2-0
3	ISR	3	2-1	206	177	+29	2 wins	2-0	0-0	1-1
4	USA	2	2-0	163	94	+69	2 wins	2-0	0-0	2-0
5	GER	3	1-2	211	163	+48	1 win	1-1	0-2	1-0
6	CAN	2	2-0	142	114	+28	2 wins	2-0	1-0	1-0
7	JPN	3	1-2	157	186	-29	1 loss	1-1	1-0	0-1
8	GBR	2	1-1	129	101	+28	1 loss	1-1	0-0	1-1
9	SWE	2	1-1	127	141	-14	1 loss	1-1	0-0	0-1
10	BRA	3	0-3	173	233	-60	3 losses	0-2	0-1	0-1
11	RSA	3	0-3	160	249	-89	3 losses	0-2	0-0	0-2
12	CHN	3	0-3	119	240	-121	3 losses	0-2	0-0	0-3

Legend:

GP Games Played      W-L Win-Loss      YRank Yesterday's Rank

PRELIMINARY ROUND-COMPARATIVE RANKINGS As of 9 SEP 2008

预赛-对比排名

Group A									Games			Points		Class.
Rank	YRank		IRI	CAN	GER	SWE	JPN	RSA	Played	Won	Lost	For	Against	Points
1	1	IRI	--	11 Sep	10 Sep	92-66	69-50	73-62	3	3	0	234	178	6
2	2	CAN	11 Sep	--	62-59	62-52	10 Sep	80-55	3	3	0	204	166	6
3	5	GER	10 Sep	59-62	--	11 Sep	56-58	96-43	3	1	2	211	163	4
4	4	SWE	66-92	52-62	11 Sep	--	61-49	10 Sep	3	1	2	179	203	4
5	3	JPN	50-69	10 Sep	58-56	49-61	--	11 Sep	3	1	2	157	186	4
6	6	RSA	62-73	55-80	43-96	10 Sep	11 Sep	--	3	0	3	160	249	3

Group B									Games			Points		Class.
Rank	YRank		AUS	ISR	USA	GBR	BRA	CHN	Played	Won	Lost	For	Against	Points
1	2	AUS	--	10 Sep	11 Sep	67-48	73-72	79-44	3	3	0	219	164	6
2	4	ISR	10 Sep	--	53-76	11 Sep	73-60	80-41	3	2	1	206	177	5
3	1	USA	11 Sep	76-53	--	09 Sep	87-41	10 Sep	2	2	0	163	94	4
4	3	GBR	48-67	11 Sep	09 Sep	--	10 Sep	81-34	2	1	1	129	101	3
5	5	BRA	72-73	60-73	41-87	10 Sep	--	11 Sep	3	0	3	173	233	3
6	6	CHN	44-79	41-80	10 Sep	34-81	11 Sep	--	3	0	3	119	240	3

Comparative Ranking										
Rank	Team	GP	W-L	Points			Current Run	Last 2	Margin	
				For	Against	Diff.			-5 Pts	+15 Pts
1	AUS	3	3-0	219	164	+55	3 wins	2-0	1-0	2-0
2	IRI	3	3-0	234	178	+56	3 wins	2-0	0-0	2-0
3	CAN	3	3-0	204	166	+38	3 wins	2-0	1-0	1-0
4	ISR	3	2-1	206	177	+29	2 wins	2-0	0-0	1-1
5	USA	2	2-0	163	94	+69	2 wins	2-0	0-0	2-0
6	GER	3	1-2	211	163	+48	1 win	1-1	0-2	1-0
7	SWE	3	1-2	179	203	-24	2 losses	0-2	0-0	0-1
8	JPN	3	1-2	157	186	-29	1 loss	1-1	1-0	0-1
9	GBR	2	1-1	129	101	+28	1 loss	1-1	0-0	1-1
10	BRA	3	0-3	173	233	-60	3 losses	0-2	0-1	0-1
11	RSA	3	0-3	160	249	-89	3 losses	0-2	0-0	0-2
12	CHN	3	0-3	119	240	-121	3 losses	0-2	0-0	0-3

Legend:

GP Games Played      W-L Win-Loss      YRank Yesterday's Rank

PRELIMINARY ROUND-COMPARATIVE RANKINGS As of 9 SEP 2008

预赛-对比排名

Group A									Games			Points		Class.
Rank	YRank		IRI	CAN	GER	SWE	JPN	RSA	Played	Won	Lost	For	Against	Points
1	1	IRI	--	11 Sep	10 Sep	92-66	69-50	73-62	3	3	0	234	178	6
2	2	CAN	11 Sep	--	62-59	62-52	10 Sep	80-55	3	3	0	204	166	6
3	5	GER	10 Sep	59-62	--	11 Sep	56-58	96-43	3	1	2	211	163	4
4	4	SWE	66-92	52-62	11 Sep	--	61-49	10 Sep	3	1	2	179	203	4
5	3	JPN	50-69	10 Sep	58-56	49-61	--	11 Sep	3	1	2	157	186	4
6	6	RSA	62-73	55-80	43-96	10 Sep	11 Sep	--	3	0	3	160	249	3

Group B									Games			Points		Class.
Rank	YRank		AUS	USA	GBR	ISR	BRA	CHN	Played	Won	Lost	For	Against	Points
1	2	AUS	--	11 Sep	67-48	10 Sep	73-72	79-44	3	3	0	219	164	6
2	1	USA	11 Sep	--	50-54	76-53	87-41	10 Sep	3	2	1	213	148	5
3	3	GBR	48-67	54-50	--	11 Sep	10 Sep	81-34	3	2	1	183	151	5
4	4	ISR	10 Sep	53-76	11 Sep	--	73-60	80-41	3	2	1	206	177	5
5	5	BRA	72-73	41-87	10 Sep	60-73	--	11 Sep	3	0	3	173	233	3
6	6	CHN	44-79	10 Sep	34-81	41-80	11 Sep	--	3	0	3	119	240	3

Comparative Ranking										
Rank	Team	GP	W-L	Points			Current Run	Last 2	Margin	
				For	Against	Diff.			-5 Pts	+15 Pts
1	AUS	3	3-0	219	164	+55	3 wins	2-0	1-0	2-0
2	IRI	3	3-0	234	178	+56	3 wins	2-0	0-0	2-0
3	CAN	3	3-0	204	166	+38	3 wins	2-0	1-0	1-0
4	USA	3	2-1	213	148	+65	2 wins	1-1	0-1	2-0
5	GBR	3	2-1	183	151	+32	1 win	1-1	1-0	1-1
6	ISR	3	2-1	206	177	+29	2 wins	2-0	0-0	1-1
7	GER	3	1-2	211	163	+48	2 losses	1-1	0-2	1-0
8	SWE	3	1-2	179	203	-24	2 losses	0-2	0-0	0-1
9	JPN	3	1-2	157	186	-29	1 loss	1-1	1-0	0-1
10	BRA	3	0-3	173	233	-60	3 losses	0-2	0-1	0-1
11	RSA	3	0-3	160	249	-89	3 losses	0-2	0-0	0-2
12	CHN	3	0-3	119	240	-121	3 losses	0-2	0-0	0-3

Legend:

GP Games Played      W-L Win-Loss      YRank Yesterday's Rank

PRELIMINARY ROUND-COMPARATIVE RANKINGS As of 10 SEP 2008

预赛-对比排名

Group A									Games			Points		Class.
Rank	YRank		CAN	IRI	JPN	GER	SWE	RSA	Played	Won	Lost	For	Against	Points
1	2	CAN	--	11 Sep	75-48	62-59	62-52	80-55	4	4	0	279	214	8
2	1	IRI	11 Sep	--	69-50	10 Sep	92-66	73-62	3	3	0	234	178	6
3	5	JPN	48-75	50-69	--	58-56	49-61	11 Sep	4	1	3	205	261	5
4	3	GER	59-62	10 Sep	56-58	--	11 Sep	96-43	3	1	2	211	163	4
5	4	SWE	52-62	66-92	61-49	11 Sep	--	10 Sep	3	1	2	179	203	4
6	6	RSA	55-80	62-73	11 Sep	43-96	10 Sep	--	3	0	3	160	249	3

Group B									Games			Points		Class.
Rank	YRank		AUS	USA	GBR	ISR	BRA	CHN	Played	Won	Lost	For	Against	Points
1	1	AUS	--	11 Sep	67-48	10 Sep	73-72	79-44	3	3	0	219	164	6
2	2	USA	11 Sep	--	50-54	76-53	87-41	10 Sep	3	2	1	213	148	5
3	3	GBR	48-67	54-50	--	11 Sep	10 Sep	81-34	3	2	1	183	151	5
4	4	ISR	10 Sep	53-76	11 Sep	--	73-60	80-41	3	2	1	206	177	5
5	5	BRA	72-73	41-87	10 Sep	60-73	--	11 Sep	3	0	3	173	233	3
6	6	CHN	44-79	10 Sep	34-81	41-80	11 Sep	--	3	0	3	119	240	3

Comparative Ranking										
Rank	Team	GP	W-L	Points			Current Run	Last 2	Margin	
				For	Against	Diff.			-5 Pts	+15 Pts
1	CAN	4	4-0	279	214	+65	4 wins	2-0	1-0	2-0
2	AUS	3	3-0	219	164	+55	3 wins	2-0	1-0	2-0
3	IRI	3	3-0	234	178	+56	3 wins	2-0	0-0	2-0
4	USA	3	2-1	213	148	+65	2 wins	1-1	0-1	2-0
5	GBR	3	2-1	183	151	+32	1 win	1-1	1-0	1-1
6	ISR	3	2-1	206	177	+29	2 wins	2-0	0-0	1-1
7	JPN	4	1-3	205	261	-56	2 losses	0-2	1-0	0-2
8	GER	3	1-2	211	163	+48	2 losses	1-1	0-2	1-0
9	SWE	3	1-2	179	203	-24	2 losses	0-2	0-0	0-1
10	BRA	3	0-3	173	233	-60	3 losses	0-2	0-1	0-1
11	RSA	3	0-3	160	249	-89	3 losses	0-2	0-0	0-2
12	CHN	3	0-3	119	240	-121	3 losses	0-2	0-0	0-3

Legend:

GP Games Played      W-L Win-Loss      YRank Yesterday's Rank





PRELIMINARY ROUND-COMPARATIVE RANKINGS As of 7 SEP 2008

预赛-对比排名

Group A									Games			Points		Class.
Rank	YRank		SWE	IRI	RSA	JPN	GER	CAN	Played	Won	Lost	For	Against	Points
1		SWE	--	08 Sep	10 Sep	61-49	11 Sep	09 Sep	1	1	0	61	49	2
2		IRI	08 Sep	--	73-62	09 Sep	10 Sep	11 Sep	1	1	0	73	62	2
3		RSA	10 Sep	62-73	--	11 Sep	09 Sep	08 Sep	1	0	1	62	73	1
4		JPN	49-61	09 Sep	11 Sep	--	08 Sep	10 Sep	1	0	1	49	61	1
		GER	11 Sep	10 Sep	09 Sep	08 Sep	--	07 Sep	0	0	0	0	0	0
		CAN	09 Sep	11 Sep	08 Sep	10 Sep	07 Sep	--	0	0	0	0	0	0

Group B									Games			Points		Class.
Rank	YRank		USA	ISR	AUS	BRA	CHN	GBR	Played	Won	Lost	For	Against	Points
		USA	--	07 Sep	11 Sep	08 Sep	10 Sep	09 Sep	0	0	0	0	0	0
		ISR	07 Sep	--	10 Sep	09 Sep	08 Sep	11 Sep	0	0	0	0	0	0
		AUS	11 Sep	10 Sep	--	07 Sep	09 Sep	08 Sep	0	0	0	0	0	0
		BRA	08 Sep	09 Sep	07 Sep	--	11 Sep	10 Sep	0	0	0	0	0	0
		CHN	10 Sep	08 Sep	09 Sep	11 Sep	--	07 Sep	0	0	0	0	0	0
		GBR	09 Sep	11 Sep	08 Sep	10 Sep	07 Sep	--	0	0	0	0	0	0

Comparative Ranking										
Rank	Team	GP	W-L	Points			Current Run	Last 2	Margin	
				For	Against	Diff.			-5 Pts	+15 Pts
1	SWE	1	1-0	61	49	+12	1 win	1-0	0-0	0-0
2	IRI	1	1-0	73	62	+11	1 win	1-0	0-0	0-0
3	RSA	1	0-1	62	73	-11	0 win	0-1	0-0	0-0
4	JPN	1	0-1	49	61	-12	0 win	0-1	0-0	0-0
5	AUS	0	0-0	0	0	0	0 win	0-0	0-0	0-0
6	BRA	0	0-0	0	0	0	0 win	0-0	0-0	0-0
7	CAN	0	0-0	0	0	0	0 loss	0-0	0-0	0-0
8	CHN	0	0-0	0	0	0	0 loss	0-0	0-0	0-0
9	GBR	0	0-0	0	0	0	0 loss	0-0	0-0	0-0
10	GER	0	0-0	0	0	0	0 loss	0-0	0-0	0-0
11	ISR	0	0-0	0	0	0	0 loss	0-0	0-0	0-0
12	USA	0	0-0	0	0	0	0 loss	0-0	0-0	0-0

Legend:

GP Games Played W-L Win-Loss YRank Yesterday's Rank



PRELIMINARY ROUND-COMPARATIVE RANKINGS As of 10 SEP 2008

预赛-对比排名

Group A									Games			Points		Class.
Rank	YRank		CAN	IRI	SWE	JPN	RSA	GER	Played	Won	Lost	For	Against	Points
1	2	CAN	--	11 Sep	62-52	75-48	80-55	62-59	4	4	0	279	214	8
2	1	IRI	11 Sep	--	92-66	69-50	73-62	10 Sep	3	3	0	234	178	6
3	4	SWE	52-62	66-92	--	61-49	58-64	11 Sep	4	1	3	237	267	5
4	5	JPN	48-75	50-69	49-61	--	11 Sep	58-56	4	1	3	205	261	5
5	6	RSA	55-80	62-73	64-58	11 Sep	--	43-96	4	1	3	224	307	5
6	3	GER	59-62	10 Sep	11 Sep	56-58	96-43	--	3	1	2	211	163	4

Group B									Games			Points		Class.
Rank	YRank		AUS	USA	GBR	ISR	BRA	CHN	Played	Won	Lost	For	Against	Points
1	1	AUS	--	11 Sep	67-48	10 Sep	73-72	79-44	3	3	0	219	164	6
2	2	USA	11 Sep	--	50-54	76-53	87-41	10 Sep	3	2	1	213	148	5
3	3	GBR	48-67	54-50	--	11 Sep	10 Sep	81-34	3	2	1	183	151	5
4	4	ISR	10 Sep	53-76	11 Sep	--	73-60	80-41	3	2	1	206	177	5
5	5	BRA	72-73	41-87	10 Sep	60-73	--	11 Sep	3	0	3	173	233	3
6	6	CHN	44-79	10 Sep	34-81	41-80	11 Sep	--	3	0	3	119	240	3

Comparative Ranking											
Rank	Team	GP	W-L	Points			Current Run	Last 2	Margin		
				For	Against	Diff.			-5 Pts	+15 Pts	
1	CAN	4	4-0	279	214	+65	4 wins	2-0	1-0	2-0	
2	AUS	3	3-0	219	164	+55	3 wins	2-0	1-0	2-0	
3	IRI	3	3-0	234	178	+56	3 wins	2-0	0-0	2-0	
4	USA	3	2-1	213	148	+65	2 wins	1-1	0-1	2-0	
5	GBR	3	2-1	183	151	+32	1 win	1-1	1-0	1-1	
6	ISR	3	2-1	206	177	+29	2 wins	2-0	0-0	1-1	
7	SWE	4	1-3	237	267	-30	3 losses	0-2	0-0	0-1	
8	JPN	4	1-3	205	261	-56	2 losses	0-2	1-0	0-2	
9	RSA	4	1-3	224	307	-83	3 losses	1-1	0-0	0-2	
10	GER	3	1-2	211	163	+48	2 losses	1-1	0-2	1-0	
11	BRA	3	0-3	173	233	-60	3 losses	0-2	0-1	0-1	
12	CHN	3	0-3	119	240	-121	3 losses	0-2	0-0	0-3	

Legend:

GP Games Played W-L Win-Loss YRank Yesterday's Rank

PRELIMINARY ROUND-COMPARATIVE RANKINGS As of 10 SEP 2008

预赛-对比排名

Group A									Games			Points		Class.
Rank	YRank		CAN	IRI	GER	SWE	JPN	RSA	Played	Won	Lost	For	Against	Points
1	2	CAN	--	11 Sep	62-59	62-52	75-48	80-55	4	4	0	279	214	8
2	1	IRI	11 Sep	--	63-73	92-66	69-50	73-62	4	3	1	297	251	7
3	3	GER	59-62	73-63	--	11 Sep	56-58	96-43	4	2	2	284	226	6
4	4	SWE	52-62	66-92	11 Sep	--	61-49	58-64	4	1	3	237	267	5
5	5	JPN	48-75	50-69	58-56	49-61	--	11 Sep	4	1	3	205	261	5
6	6	RSA	55-80	62-73	43-96	64-58	11 Sep	--	4	1	3	224	307	5

Group B									Games			Points		Class.
Rank	YRank		AUS	USA	GBR	ISR	BRA	CHN	Played	Won	Lost	For	Against	Points
1	1	AUS	--	11 Sep	67-48	2-0	73-72	79-44	3	3	0	219	164	6
2	2	USA	11 Sep	--	50-54	76-53	87-41	10 Sep	3	2	1	213	148	5
3	3	GBR	48-67	54-50	--	11 Sep	10 Sep	81-34	3	2	1	183	151	5
4	4	ISR	0-2	53-76	11 Sep	--	73-60	80-41	3	2	1	206	177	5
5	5	BRA	72-73	41-87	10 Sep	60-73	--	11 Sep	3	0	3	173	233	3
6	6	CHN	44-79	10 Sep	34-81	41-80	11 Sep	--	3	0	3	119	240	3

Comparative Ranking										
Rank	Team	GP	W-L	Points			Current Run	Last 2	Margin	
				For	Against	Diff.			-5 Pts	+15 Pts
1	CAN	4	4-0	279	214	+65	4 wins	2-0	1-0	2-0
2	IRI	4	3-1	297	251	+46	3 wins	2-0	0-0	2-0
3	AUS	3	3-0	219	164	+55	3 wins	2-0	1-0	2-0
4	GER	4	2-2	284	226	+58	1 win	1-1	0-2	1-0
5	USA	3	2-1	213	148	+65	2 wins	1-1	0-1	2-0
6	GBR	3	2-1	183	151	+32	1 win	1-1	1-0	1-1
7	ISR	3	2-1	206	177	+29	1 loss	2-0	0-0	1-1
8	SWE	4	1-3	237	267	-30	3 losses	0-2	0-0	0-1
9	JPN	4	1-3	205	261	-56	2 losses	0-2	1-0	0-2
10	RSA	4	1-3	224	307	-83	3 losses	1-1	0-0	0-2
11	BRA	3	0-3	173	233	-60	3 losses	0-2	0-1	0-1
12	CHN	3	0-3	119	240	-121	3 losses	0-2	0-0	0-3

Legend:

GP Games Played W-L Win-Loss YRank Yesterday's Rank

PRELIMINARY ROUND-COMPARATIVE RANKINGS As of 10 SEP 2008

预赛-对比排名

Group A									Games			Points		Class.
Rank	YRank		CAN	IRI	GER	SWE	JPN	RSA	Played	Won	Lost	For	Against	Points
1	2	CAN	--	11 Sep	62-59	62-52	75-48	80-55	4	4	0	279	214	8
2	1	IRI	11 Sep	--	63-73	92-66	69-50	73-62	4	3	1	297	251	7
3	3	GER	59-62	73-63	--	11 Sep	56-58	96-43	4	2	2	284	226	6
4	4	SWE	52-62	66-92	11 Sep	--	61-49	58-64	4	1	3	237	267	5
5	5	JPN	48-75	50-69	58-56	49-61	--	11 Sep	4	1	3	205	261	5
6	6	RSA	55-80	62-73	43-96	64-58	11 Sep	--	4	1	3	224	307	5

Group B									Games			Points		Class.
Rank	YRank		AUS	USA	GBR	ISR	BRA	CHN	Played	Won	Lost	For	Against	Points
1	1	AUS	--	11 Sep	67-48	12-9	73-72	79-44	3	3	0	219	164	6
2	2	USA	11 Sep	--	50-54	76-53	87-41	10 Sep	3	2	1	213	148	5
3	3	GBR	48-67	54-50	--	11 Sep	10 Sep	81-34	3	2	1	183	151	5
4	4	ISR	9-12	53-76	11 Sep	--	73-60	80-41	3	2	1	206	177	5
5	5	BRA	72-73	41-87	10 Sep	60-73	--	11 Sep	3	0	3	173	233	3
6	6	CHN	44-79	10 Sep	34-81	41-80	11 Sep	--	3	0	3	119	240	3

Comparative Ranking											
Rank	Team	GP	W-L	Points			Current Run	Last 2	Margin		
				For	Against	Diff.			-5 Pts	+15 Pts	
1	CAN	4	4-0	279	214	+65	4 wins	2-0	1-0	2-0	
2	IRI	4	3-1	297	251	+46	3 wins	1-1	0-0	2-0	
3	AUS	3	3-0	219	164	+55	3 wins	2-0	1-0	2-0	
4	GER	4	2-2	284	226	+58	2 wins	2-0	0-2	1-0	
5	USA	3	2-1	213	148	+65	2 wins	1-1	0-1	2-0	
6	GBR	3	2-1	183	151	+32	1 win	1-1	1-0	1-1	
7	ISR	3	2-1	206	177	+29	1 loss	2-0	0-0	1-1	
8	SWE	4	1-3	237	267	-30	3 losses	0-2	0-0	0-1	
9	JPN	4	1-3	205	261	-56	2 losses	0-2	1-0	0-2	
10	RSA	4	1-3	224	307	-83	3 losses	1-1	0-0	0-2	
11	BRA	3	0-3	173	233	-60	3 losses	0-2	0-1	0-1	
12	CHN	3	0-3	119	240	-121	3 losses	0-2	0-0	0-3	

Legend:

GP Games Played      W-L Win-Loss      YRank Yesterday's Rank

PRELIMINARY ROUND-COMPARATIVE RANKINGS As of 10 SEP 2008

预赛-对比排名

Group A									Games			Points		Class.
Rank	YRank		CAN	IRI	GER	SWE	JPN	RSA	Played	Won	Lost	For	Against	Points
1	2	CAN	--	11 Sep	62-59	62-52	75-48	80-55	4	4	0	279	214	8
2	1	IRI	11 Sep	--	63-73	92-66	69-50	73-62	4	3	1	297	251	7
3	3	GER	59-62	73-63	--	11 Sep	56-58	96-43	4	2	2	284	226	6
4	4	SWE	52-62	66-92	11 Sep	--	61-49	58-64	4	1	3	237	267	5
5	5	JPN	48-75	50-69	58-56	49-61	--	11 Sep	4	1	3	205	261	5
6	6	RSA	55-80	62-73	43-96	64-58	11 Sep	--	4	1	3	224	307	5

Group B									Games			Points		Class.
Rank	YRank		AUS	USA	GBR	ISR	BRA	CHN	Played	Won	Lost	For	Against	Points
1	1	AUS	--	11 Sep	67-48	13-14	73-72	79-44	3	3	0	219	164	6
2	2	USA	11 Sep	--	50-54	76-53	87-41	10 Sep	3	2	1	213	148	5
3	3	GBR	48-67	54-50	--	11 Sep	10 Sep	81-34	3	2	1	183	151	5
4	4	ISR	10 Sep	53-76	11 Sep	--	73-60	80-41	3	2	1	206	177	5
5	5	BRA	72-73	41-87	10 Sep	60-73	--	11 Sep	3	0	3	173	233	3
6	6	CHN	44-79	10 Sep	34-81	41-80	11 Sep	--	3	0	3	119	240	3

Comparative Ranking										
Rank	Team	GP	W-L	Points			Current Run	Last 2	Margin	
				For	Against	Diff.			-5 Pts	+15 Pts
1	CAN	4	4-0	279	214	+65	4 wins	2-0	1-0	2-0
2	IRI	4	3-1	297	251	+46	3 wins	1-1	0-0	2-0
3	AUS	3	3-0	219	164	+55	3 wins	2-0	1-0	2-0
4	GER	4	2-2	284	226	+58	2 wins	2-0	0-2	1-0
5	USA	3	2-1	213	148	+65	2 wins	1-1	0-1	2-0
6	GBR	3	2-1	183	151	+32	1 win	1-1	1-0	1-1
7	ISR	3	2-1	206	177	+29	1 loss	2-0	0-0	1-1
8	SWE	4	1-3	237	267	-30	3 losses	0-2	0-0	0-1
9	JPN	4	1-3	205	261	-56	2 losses	0-2	1-0	0-2
10	RSA	4	1-3	224	307	-83	3 losses	1-1	0-0	0-2
11	BRA	3	0-3	173	233	-60	3 losses	0-2	0-1	0-1
12	CHN	3	0-3	119	240	-121	3 losses	0-2	0-0	0-3

Legend:

GP Games Played W-L Win-Loss YRank Yesterday's Rank

PRELIMINARY ROUND-COMPARATIVE RANKINGS As of 10 SEP 2008

预赛-对比排名

Group A									Games			Points		Class.
Rank	YRank		CAN	IRI	GER	SWE	JPN	RSA	Played	Won	Lost	For	Against	Points
1	2	CAN	--	11 Sep	62-59	62-52	75-48	80-55	4	4	0	279	214	8
2	1	IRI	11 Sep	--	63-73	92-66	69-50	73-62	4	3	1	297	251	7
3	3	GER	59-62	73-63	--	11 Sep	56-58	96-43	4	2	2	284	226	6
4	4	SWE	52-62	66-92	11 Sep	--	61-49	58-64	4	1	3	237	267	5
5	5	JPN	48-75	50-69	58-56	49-61	--	11 Sep	4	1	3	205	261	5
6	6	RSA	55-80	62-73	43-96	64-58	11 Sep	--	4	1	3	224	307	5

Group B									Games			Points		Class.
Rank	YRank		AUS	ISR	USA	GBR	BRA	CHN	Played	Won	Lost	For	Against	Points
1	1	AUS	--	66-59	11 Sep	67-48	73-72	79-44	4	4	0	285	223	8
2	4	ISR	59-66	--	53-76	11 Sep	73-60	80-41	4	2	2	265	243	6
3	2	USA	11 Sep	76-53	--	50-54	87-41	10 Sep	3	2	1	213	148	5
4	3	GBR	48-67	11 Sep	54-50	--	10 Sep	81-34	3	2	1	183	151	5
5	5	BRA	72-73	60-73	41-87	10 Sep	--	11 Sep	3	0	3	173	233	3
6	6	CHN	44-79	41-80	10 Sep	34-81	11 Sep	--	3	0	3	119	240	3

Comparative Ranking										
Rank	Team	GP	W-L	Points			Current Run	Last 2	Margin	
				For	Against	Diff.			-5 Pts	+15 Pts
1	CAN	4	4-0	279	214	+65	4 wins	2-0	1-0	2-0
2	AUS	4	4-0	285	223	+62	4 wins	2-0	1-0	2-0
3	IRI	4	3-1	297	251	+46	3 wins	1-1	0-0	2-0
4	GER	4	2-2	284	226	+58	2 wins	2-0	0-2	1-0
5	ISR	4	2-2	265	243	+22	2 wins	1-1	0-0	1-1
6	USA	3	2-1	213	148	+65	2 wins	1-1	0-1	2-0
7	GBR	3	2-1	183	151	+32	1 loss	1-1	1-0	1-1
8	SWE	4	1-3	237	267	-30	3 losses	0-2	0-0	0-1
9	JPN	4	1-3	205	261	-56	2 losses	0-2	1-0	0-2
10	RSA	4	1-3	224	307	-83	3 losses	1-1	0-0	0-2
11	BRA	3	0-3	173	233	-60	3 losses	0-2	0-1	0-1
12	CHN	3	0-3	119	240	-121	3 losses	0-2	0-0	0-3

Legend:

GP Games Played W-L Win-Loss YRank Yesterday's Rank

PRELIMINARY ROUND-COMPARATIVE RANKINGS As of 10 SEP 2008

预赛-对比排名

Group A									Games			Points		Class.
Rank	YRank		CAN	IRI	GER	SWE	JPN	RSA	Played	Won	Lost	For	Against	Points
1	2	CAN	--	11 Sep	62-59	62-52	75-48	80-55	4	4	0	279	214	8
2	1	IRI	11 Sep	--	63-73	92-66	69-50	73-62	4	3	1	297	251	7
3	3	GER	59-62	73-63	--	11 Sep	56-58	96-43	4	2	2	284	226	6
4	4	SWE	52-62	66-92	11 Sep	--	61-49	58-64	4	1	3	237	267	5
5	5	JPN	48-75	50-69	58-56	49-61	--	11 Sep	4	1	3	205	261	5
6	6	RSA	55-80	62-73	43-96	64-58	11 Sep	--	4	1	3	224	307	5

Group B									Games			Points		Class.
Rank	YRank		AUS	USA	ISR	GBR	CHN	BRA	Played	Won	Lost	For	Against	Points
1	1	AUS	--	11 Sep	66-59	67-48	79-44	73-72	4	4	0	285	223	8
2	2	USA	11 Sep	--	76-53	50-54	97-38	87-41	4	3	1	310	186	7
3	4	ISR	59-66	53-76	--	11 Sep	80-41	73-60	4	2	2	265	243	6
4	3	GBR	48-67	54-50	11 Sep	--	81-34	10 Sep	3	2	1	183	151	5
5	6	CHN	44-79	38-97	41-80	34-81	--	11 Sep	4	0	4	157	337	4
6	5	BRA	72-73	41-87	60-73	10 Sep	11 Sep	--	3	0	3	173	233	3

Comparative Ranking										
Rank	Team	GP	W-L	Points			Current Run	Last 2	Margin	
				For	Against	Diff.			-5 Pts	+15 Pts
1	CAN	4	4-0	279	214	+65	4 wins	2-0	1-0	2-0
2	AUS	4	4-0	285	223	+62	4 wins	2-0	1-0	2-0
3	USA	4	3-1	310	186	+124	2 wins	1-1	0-1	3-0
4	IRI	4	3-1	297	251	+46	3 wins	1-1	0-0	2-0
5	GER	4	2-2	284	226	+58	2 wins	2-0	0-2	1-0
6	ISR	4	2-2	265	243	+22	2 wins	1-1	0-0	1-1
7	GBR	3	2-1	183	151	+32	1 loss	1-1	1-0	1-1
8	SWE	4	1-3	237	267	-30	3 losses	0-2	0-0	0-1
9	JPN	4	1-3	205	261	-56	2 losses	0-2	1-0	0-2
10	RSA	4	1-3	224	307	-83	3 losses	1-1	0-0	0-2
11	CHN	4	0-4	157	337	-180	4 losses	0-2	0-0	0-4
12	BRA	3	0-3	173	233	-60	3 losses	0-2	0-1	0-1

Legend:

GP Games Played W-L Win-Loss YRank Yesterday's Rank

PRELIMINARY ROUND-COMPARATIVE RANKINGS As of 10 SEP 2008

预赛-对比排名

Group A									Games			Points		Class.
Rank	YRank		CAN	IRI	GER	SWE	JPN	RSA	Played	Won	Lost	For	Against	Points
1	2	CAN	--	11 Sep	62-59	62-52	75-48	80-55	4	4	0	279	214	8
2	1	IRI	11 Sep	--	63-73	92-66	69-50	73-62	4	3	1	297	251	7
3	3	GER	59-62	73-63	--	11 Sep	56-58	96-43	4	2	2	284	226	6
4	4	SWE	52-62	66-92	11 Sep	--	61-49	58-64	4	1	3	237	267	5
5	5	JPN	48-75	50-69	58-56	49-61	--	11 Sep	4	1	3	205	261	5
6	6	RSA	55-80	62-73	43-96	64-58	11 Sep	--	4	1	3	224	307	5

Group B									Games			Points		Class.
Rank	YRank		AUS	USA	GBR	ISR	BRA	CHN	Played	Won	Lost	For	Against	Points
1	1	AUS	--	11 Sep	67-48	66-59	73-72	79-44	4	4	0	285	223	8
2	2	USA	11 Sep	--	50-54	76-53	87-41	97-38	4	3	1	310	186	7
3	3	GBR	48-67	54-50	--	11 Sep	69-53	81-34	4	3	1	252	204	7
4	4	ISR	59-66	53-76	11 Sep	--	73-60	80-41	4	2	2	265	243	6
5	5	BRA	72-73	41-87	53-69	60-73	--	11 Sep	4	0	4	226	302	4
6	6	CHN	44-79	38-97	34-81	41-80	11 Sep	--	4	0	4	157	337	4

Comparative Ranking										
Rank	Team	GP	W-L	Points			Current Run	Last 2	Margin	
				For	Against	Diff.			-5 Pts	+15 Pts
1	CAN	4	4-0	279	214	+65	4 wins	2-0	1-0	2-0
2	AUS	4	4-0	285	223	+62	4 wins	2-0	1-0	2-0
3	USA	4	3-1	310	186	+124	2 wins	1-1	0-1	3-0
4	GBR	4	3-1	252	204	+48	2 wins	2-0	1-0	2-1
5	IRI	4	3-1	297	251	+46	3 wins	1-1	0-0	2-0
6	GER	4	2-2	284	226	+58	2 wins	2-0	0-2	1-0
7	ISR	4	2-2	265	243	+22	1 loss	1-1	0-0	1-1
8	SWE	4	1-3	237	267	-30	3 losses	0-2	0-0	0-1
9	JPN	4	1-3	205	261	-56	2 losses	0-2	1-0	0-2
10	RSA	4	1-3	224	307	-83	3 losses	1-1	0-0	0-2
11	BRA	4	0-4	226	302	-76	4 losses	0-2	0-1	0-2
12	CHN	4	0-4	157	337	-180	4 losses	0-2	0-0	0-4

Legend:

GP Games Played W-L Win-Loss YRank Yesterday's Rank





PRELIMINARY ROUND-COMPARATIVE RANKINGS As of 11 SEP 2008

预赛-对比排名

Group A									Games			Points		Class.
Rank	YRank		CAN	IRI	GER	SWE	JPN	RSA	Played	Won	Lost	For	Against	Points
1	2	CAN	--	11 Sep	62-59	62-52	75-48	80-55	4	4	0	279	214	8
2	1	IRI	11 Sep	--	63-73	92-66	69-50	73-62	4	3	1	297	251	7
3	3	GER	59-62	73-63	--	11 Sep	56-58	96-43	4	2	2	284	226	6
4	4	SWE	52-62	66-92	11 Sep	--	61-49	58-64	4	1	3	237	267	5
5	5	JPN	48-75	50-69	58-56	49-61	--	11 Sep	4	1	3	205	261	5
6	6	RSA	55-80	62-73	43-96	64-58	11 Sep	--	4	1	3	224	307	5

Group B									Games			Points		Class.
Rank	YRank		GBR	AUS	USA	ISR	BRA	CHN	Played	Won	Lost	For	Against	Points
1	3	GBR	--	48-67	54-50	82-67	69-53	81-34	5	4	1	334	271	9
2	1	AUS	67-48	--	11 Sep	66-59	73-72	79-44	4	4	0	285	223	8
3	2	USA	50-54	11 Sep	--	76-53	87-41	97-38	4	3	1	310	186	7
4	4	ISR	67-82	59-66	53-76	--	73-60	80-41	5	2	3	332	325	7
5	5	BRA	53-69	72-73	41-87	60-73	--	11 Sep	4	0	4	226	302	4
6	6	CHN	34-81	44-79	38-97	41-80	11 Sep	--	4	0	4	157	337	4

Comparative Ranking										
Rank	Team	GP	W-L	Points			Current Run	Last 2	Margin	
				For	Against	Diff.			-5 Pts	+15 Pts
1	GBR	5	4-1	334	271	+63	3 wins	2-0	1-0	2-1
2	CAN	4	4-0	279	214	+65	4 wins	2-0	1-0	2-0
3	AUS	4	4-0	285	223	+62	4 wins	2-0	1-0	2-0
4	USA	4	3-1	310	186	+124	2 wins	1-1	0-1	3-0
5	IRI	4	3-1	297	251	+46	3 wins	1-1	0-0	2-0
6	ISR	5	2-3	332	325	+7	2 wins	0-2	0-0	1-1
7	GER	4	2-2	284	226	+58	2 losses	2-0	0-2	1-0
8	SWE	4	1-3	237	267	-30	3 losses	0-2	0-0	0-1
9	JPN	4	1-3	205	261	-56	2 losses	0-2	1-0	0-2
10	RSA	4	1-3	224	307	-83	3 losses	1-1	0-0	0-2
11	BRA	4	0-4	226	302	-76	4 losses	0-2	0-1	0-2
12	CHN	4	0-4	157	337	-180	4 losses	0-2	0-0	0-4

Legend:

GP Games Played W-L Win-Loss YRank Yesterday's Rank

PRELIMINARY ROUND-COMPARATIVE RANKINGS As of 11 SEP 2008

预赛-对比排名

Group A									Games			Points		Class.
Rank	YRank		CAN	IRI	JPN	GER	RSA	SWE	Played	Won	Lost	For	Against	Points
1	2	CAN	--	11 Sep	75-48	62-59	80-55	62-52	4	4	0	279	214	8
2	1	IRI	11 Sep	--	69-50	63-73	73-62	92-66	4	3	1	297	251	7
3	5	JPN	48-75	50-69	--	58-56	60-58	49-61	5	2	3	265	319	7
4	3	GER	59-62	73-63	56-58	--	96-43	11 Sep	4	2	2	284	226	6
5	6	RSA	55-80	62-73	58-60	43-96	--	64-58	5	1	4	282	367	6
6	4	SWE	52-62	66-92	61-49	11 Sep	58-64	--	4	1	3	237	267	5

Group B									Games			Points		Class.
Rank	YRank		GBR	AUS	USA	ISR	BRA	CHN	Played	Won	Lost	For	Against	Points
1	3	GBR	--	48-67	54-50	82-67	69-53	81-34	5	4	1	334	271	9
2	1	AUS	67-48	--	11 Sep	66-59	73-72	79-44	4	4	0	285	223	8
3	2	USA	50-54	11 Sep	--	76-53	87-41	97-38	4	3	1	310	186	7
4	4	ISR	67-82	59-66	53-76	--	73-60	80-41	5	2	3	332	325	7
5	5	BRA	53-69	72-73	41-87	60-73	--	11 Sep	4	0	4	226	302	4
6	6	CHN	34-81	44-79	38-97	41-80	11 Sep	--	4	0	4	157	337	4

Comparative Ranking										
Rank	Team	GP	W-L	Points			Current Run	Last 2	Margin	
				For	Against	Diff.			-5 Pts	+15 Pts
1	GBR	5	4-1	334	271	+63	3 wins	2-0	1-0	2-1
2	CAN	4	4-0	279	214	+65	4 wins	2-0	1-0	2-0
3	AUS	4	4-0	285	223	+62	4 wins	2-0	1-0	2-0
4	USA	4	3-1	310	186	+124	2 wins	1-1	0-1	3-0
5	IRI	4	3-1	297	251	+46	3 wins	1-1	0-0	2-0
6	ISR	5	2-3	332	325	+7	2 wins	0-2	0-0	1-1
7	JPN	5	2-3	265	319	-54	2 losses	1-1	2-0	0-2
8	GER	4	2-2	284	226	+58	2 losses	2-0	0-2	1-0
9	RSA	5	1-4	282	367	-85	3 losses	1-1	0-1	0-2
10	SWE	4	1-3	237	267	-30	3 losses	0-2	0-0	0-1
11	BRA	4	0-4	226	302	-76	4 losses	0-2	0-1	0-2
12	CHN	4	0-4	157	337	-180	4 losses	0-2	0-0	0-4

Legend:

GP Games Played      W-L Win-Loss      YRank Yesterday's Rank



PRELIMINARY ROUND-COMPARATIVE RANKINGS As of 11 SEP 2008

预赛-对比排名

Group A									Games			Points		Class.
Rank	YRank		CAN	GER	IRI	JPN	SWE	RSA	Played	Won	Lost	For	Against	Points
1	2	CAN	--	62-59	11 Sep	75-48	62-52	80-55	4	4	0	279	214	8
2	3	GER	59-62	--	73-63	56-58	78-72	96-43	5	3	2	362	298	8
3	1	IRI	11 Sep	63-73	--	69-50	92-66	73-62	4	3	1	297	251	7
4	5	JPN	48-75	58-56	50-69	--	49-61	60-58	5	2	3	265	319	7
5	4	SWE	52-62	72-78	66-92	61-49	--	58-64	5	1	4	309	345	6
6	6	RSA	55-80	43-96	62-73	58-60	64-58	--	5	1	4	282	367	6

Group B									Games			Points		Class.
Rank	YRank		GBR	AUS	USA	ISR	BRA	CHN	Played	Won	Lost	For	Against	Points
1	3	GBR	--	48-67	54-50	82-67	69-53	81-34	5	4	1	334	271	9
2	1	AUS	67-48	--	11 Sep	66-59	73-72	79-44	4	4	0	285	223	8
3	2	USA	50-54	11 Sep	--	76-53	87-41	97-38	4	3	1	310	186	7
4	4	ISR	67-82	59-66	53-76	--	73-60	80-41	5	2	3	332	325	7
5	5	BRA	53-69	72-73	41-87	60-73	--	11 Sep	4	0	4	226	302	4
6	6	CHN	34-81	44-79	38-97	41-80	11 Sep	--	4	0	4	157	337	4

Comparative Ranking										
Rank	Team	GP	W-L	Points			Current Run	Last 2	Margin	
				For	Against	Diff.			-5 Pts	+15 Pts
1	GBR	5	4-1	334	271	+63	3 wins	2-0	1-0	2-1
2	CAN	4	4-0	279	214	+65	4 wins	2-0	1-0	2-0
3	AUS	4	4-0	285	223	+62	4 wins	2-0	1-0	2-0
4	GER	5	3-2	362	298	+64	3 wins	2-0	0-2	1-0
5	USA	4	3-1	310	186	+124	2 wins	1-1	0-1	3-0
6	IRI	4	3-1	297	251	+46	3 wins	1-1	0-0	2-0
7	ISR	5	2-3	332	325	+7	2 losses	0-2	0-0	1-1
8	JPN	5	2-3	265	319	-54	2 losses	1-1	2-0	0-2
9	SWE	5	1-4	309	345	-36	4 losses	0-2	0-0	0-1
10	RSA	5	1-4	282	367	-85	3 losses	1-1	0-1	0-2
11	BRA	4	0-4	226	302	-76	4 losses	0-2	0-1	0-2
12	CHN	4	0-4	157	337	-180	4 losses	0-2	0-0	0-4

Legend:

GP Games Played W-L Win-Loss YRank Yesterday's Rank

PRELIMINARY ROUND-COMPARATIVE RANKINGS As of 7 SEP 2008

预赛-对比排名

Group A									Games			Points		Class.
Rank	YRank		SWE	IRI	RSA	JPN	GER	CAN	Played	Won	Lost	For	Against	Points
1		SWE	--	08 Sep	10 Sep	61-49	11 Sep	09 Sep	1	1	0	61	49	2
2		IRI	08 Sep	--	73-62	09 Sep	10 Sep	11 Sep	1	1	0	73	62	2
3		RSA	10 Sep	62-73	--	11 Sep	09 Sep	08 Sep	1	0	1	62	73	1
4		JPN	49-61	09 Sep	11 Sep	--	08 Sep	10 Sep	1	0	1	49	61	1
		GER	11 Sep	10 Sep	09 Sep	08 Sep	--	07 Sep	0	0	0	0	0	0
		CAN	09 Sep	11 Sep	08 Sep	10 Sep	07 Sep	--	0	0	0	0	0	0

Group B									Games			Points		Class.
Rank	YRank		USA	ISR	BRA	CHN	GBR	AUS	Played	Won	Lost	For	Against	Points
1		USA	--	76-53	08 Sep	10 Sep	09 Sep	11 Sep	1	1	0	76	53	2
2		ISR	53-76	--	09 Sep	08 Sep	11 Sep	10 Sep	1	0	1	53	76	1
		BRA	08 Sep	09 Sep	--	11 Sep	10 Sep	07 Sep	0	0	0	0	0	0
		CHN	10 Sep	08 Sep	11 Sep	--	07 Sep	09 Sep	0	0	0	0	0	0
		GBR	09 Sep	11 Sep	10 Sep	07 Sep	--	08 Sep	0	0	0	0	0	0
		AUS	11 Sep	10 Sep	07 Sep	09 Sep	08 Sep	--	0	0	0	0	0	0

Comparative Ranking										
Rank	Team	GP	W-L	Points			Current Run	Last 2	Margin	
				For	Against	Diff.			-5 Pts	+15 Pts
1	USA	1	1-0	76	53	+23	1 win	1-0	0-0	1-0
2	SWE	1	1-0	61	49	+12	1 win	1-0	0-0	0-0
3	IRI	1	1-0	73	62	+11	1 win	1-0	0-0	0-0
4	RSA	1	0-1	62	73	-11	0 win	0-1	0-0	0-0
5	JPN	1	0-1	49	61	-12	0 win	0-1	0-0	0-0
6	ISR	1	0-1	53	76	-23	0 win	0-1	0-0	0-1
7	AUS	0	0-0	0	0	0	0 loss	0-0	0-0	0-0
8	BRA	0	0-0	0	0	0	0 loss	0-0	0-0	0-0
9	CAN	0	0-0	0	0	0	0 loss	0-0	0-0	0-0
10	CHN	0	0-0	0	0	0	0 loss	0-0	0-0	0-0
11	GBR	0	0-0	0	0	0	0 loss	0-0	0-0	0-0
12	GER	0	0-0	0	0	0	0 loss	0-0	0-0	0-0

Legend:

GP Games Played W-L Win-Loss YRank Yesterday's Rank

PRELIMINARY ROUND-COMPARATIVE RANKINGS As of 11 SEP 2008

预赛-对比排名

Group A									Games			Points		Class.
Rank	YRank		CAN	GER	IRI	JPN	SWE	RSA	Played	Won	Lost	For	Against	Points
1	2	CAN	--	62-59	93-62	75-48	62-52	80-55	5	5	0	372	276	10
2	3	GER	59-62	--	73-63	56-58	78-72	96-43	5	3	2	362	298	8
3	1	IRI	62-93	63-73	--	69-50	92-66	73-62	5	3	2	359	344	8
4	5	JPN	48-75	58-56	50-69	--	49-61	60-58	5	2	3	265	319	7
5	4	SWE	52-62	72-78	66-92	61-49	--	58-64	5	1	4	309	345	6
6	6	RSA	55-80	43-96	62-73	58-60	64-58	--	5	1	4	282	367	6

Group B									Games			Points		Class.
Rank	YRank		GBR	AUS	USA	ISR	BRA	CHN	Played	Won	Lost	For	Against	Points
1	3	GBR	--	48-67	54-50	82-67	69-53	81-34	5	4	1	334	271	9
2	1	AUS	67-48	--	11 Sep	66-59	73-72	79-44	4	4	0	285	223	8
3	2	USA	50-54	11 Sep	--	76-53	87-41	97-38	4	3	1	310	186	7
4	4	ISR	67-82	59-66	53-76	--	73-60	80-41	5	2	3	332	325	7
5	5	BRA	53-69	72-73	41-87	60-73	--	11 Sep	4	0	4	226	302	4
6	6	CHN	34-81	44-79	38-97	41-80	11 Sep	--	4	0	4	157	337	4

Comparative Ranking										
Rank	Team	GP	W-L	Points			Current Run	Last 2	Margin	
				For	Against	Diff.			-5 Pts	+15 Pts
1	CAN	5	5-0	372	276	+96	5 wins	2-0	1-0	3-0
2	GBR	5	4-1	334	271	+63	3 wins	2-0	1-0	2-1
3	AUS	4	4-0	285	223	+62	4 wins	2-0	1-0	2-0
4	GER	5	3-2	362	298	+64	3 wins	2-0	0-2	1-0
5	IRI	5	3-2	359	344	+15	3 wins	0-2	0-0	2-1
6	USA	4	3-1	310	186	+124	2 wins	1-1	0-1	3-0
7	ISR	5	2-3	332	325	+7	2 losses	0-2	0-0	1-1
8	JPN	5	2-3	265	319	-54	2 losses	1-1	2-0	0-2
9	SWE	5	1-4	309	345	-36	4 losses	0-2	0-0	0-1
10	RSA	5	1-4	282	367	-85	3 losses	1-1	0-1	0-2
11	BRA	4	0-4	226	302	-76	4 losses	0-2	0-1	0-2
12	CHN	4	0-4	157	337	-180	4 losses	0-2	0-0	0-4

Legend:

GP Games Played W-L Win-Loss YRank Yesterday's Rank

PRELIMINARY ROUND-COMPARATIVE RANKINGS As of 11 SEP 2008

预赛-对比排名

Group A									Games			Points		Class.
Rank	YRank		CAN	GER	IRI	JPN	SWE	RSA	Played	Won	Lost	For	Against	Points
1	2	CAN	--	62-59	93-62	75-48	62-52	80-55	5	5	0	372	276	10
2	3	GER	59-62	--	73-63	56-58	78-72	96-43	5	3	2	362	298	8
3	1	IRI	62-93	63-73	--	69-50	92-66	73-62	5	3	2	359	344	8
4	5	JPN	48-75	58-56	50-69	--	49-61	60-58	5	2	3	265	319	7
5	4	SWE	52-62	72-78	66-92	61-49	--	58-64	5	1	4	309	345	6
6	6	RSA	55-80	43-96	62-73	58-60	64-58	--	5	1	4	282	367	6

Group B									Games			Points		Class.
Rank	YRank		GBR	AUS	USA	ISR	BRA	CHN	Played	Won	Lost	For	Against	Points
1	3	GBR	--	48-67	54-50	82-67	69-53	81-34	5	4	1	334	271	9
2	1	AUS	67-48	--	11 Sep	66-59	73-72	79-44	4	4	0	285	223	8
3	2	USA	50-54	11 Sep	--	76-53	87-41	97-38	4	3	1	310	186	7
4	4	ISR	67-82	59-66	53-76	--	73-60	80-41	5	2	3	332	325	7
5	5	BRA	53-69	72-73	41-87	60-73	--	65-46	5	1	4	291	348	6
6	6	CHN	34-81	44-79	38-97	41-80	46-65	--	5	0	5	203	402	5

Comparative Ranking										
Rank	Team	GP	W-L	Points			Current Run	Last 2	Margin	
				For	Against	Diff.			-5 Pts	+15 Pts
1	CAN	5	5-0	372	276	+96	5 wins	2-0	1-0	3-0
2	GBR	5	4-1	334	271	+63	3 wins	2-0	1-0	2-1
3	AUS	4	4-0	285	223	+62	4 wins	2-0	1-0	2-0
4	GER	5	3-2	362	298	+64	3 wins	2-0	0-2	1-0
5	IRI	5	3-2	359	344	+15	3 wins	0-2	0-0	2-1
6	USA	4	3-1	310	186	+124	2 wins	1-1	0-1	3-0
7	ISR	5	2-3	332	325	+7	2 losses	0-2	0-0	1-1
8	JPN	5	2-3	265	319	-54	2 losses	1-1	2-0	0-2
9	SWE	5	1-4	309	345	-36	4 losses	0-2	0-0	0-1
10	BRA	5	1-4	291	348	-57	4 losses	1-1	0-1	1-2
11	RSA	5	1-4	282	367	-85	3 losses	1-1	0-1	0-2
12	CHN	5	0-5	203	402	-199	5 losses	0-2	0-0	0-5

Legend:

GP Games Played W-L Win-Loss YRank Yesterday's Rank



## TOURNAMENT SUMMARY As of 11 SEP 2008

赛事成绩一览表

### Today's Games

Teams	Start Time	Final	Half	End of Regulation
ISR vs GBR	10:00	67 - 82	26 - 41	
RSA vs JPN	12:15	58 - 60	27 - 26	
GER vs SWE	13:30	78 - 72	37 - 39	
CAN vs IRI	16:15	93 - 62	52 - 35	
CHN vs BRA	18:30	46 - 65	16 - 33	
USA vs AUS	20:45	68 - 61	42 - 36	

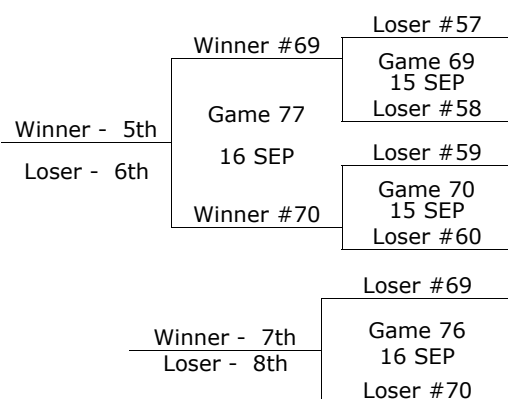
### Group A

Rank	Team	Games						Points		Class. Points			
		CAN	GER	IRI	JPN	RSA	SWE	Played	Won		Lost	For	Against
1	CAN	--	62-59	93-62	75-48	80-55	62-52	5	5	0	372	276	10
2	GER	59-62	--	73-63	56-58	96-43	78-72	5	3	2	362	298	8
3	IRI	62-93	63-73	--	69-50	73-62	92-66	5	3	2	359	344	8
4	JPN	48-75	58-56	50-69	--	60-58	49-61	5	2	3	265	319	7
5	RSA	55-80	43-96	62-73	58-60	--	64-58	5	1	4	282	367	6
6	SWE	52-62	72-78	66-92	61-49	58-64	--	5	1	4	309	345	6

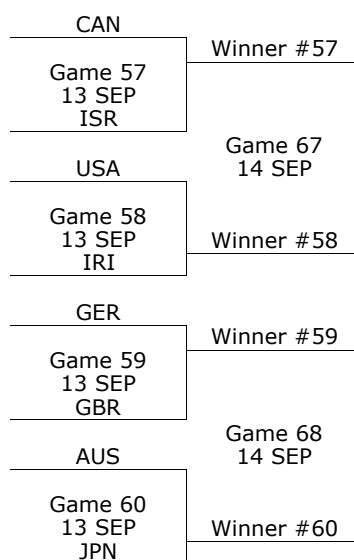
### Group B

Rank	Team	Games						Points		Class. Points			
		AUS	USA	GBR	ISR	BRA	CHN	Played	Won		Lost	For	Against
1	AUS	--	61-68	67-48	66-59	73-72	79-44	5	4	1	346	291	9
2	USA	68-61	--	50-54	76-53	87-41	97-38	5	4	1	378	247	9
3	GBR	48-67	54-50	--	82-67	69-53	81-34	5	4	1	334	271	9
4	ISR	59-66	53-76	67-82	--	73-60	80-41	5	2	3	332	325	7
5	BRA	72-73	41-87	53-69	60-73	--	65-46	5	1	4	291	348	6
6	CHN	44-79	38-97	34-81	41-80	46-65	--	5	0	5	203	402	5

### Classification 5th-8th



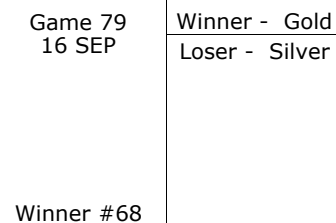
### Quarterfinals



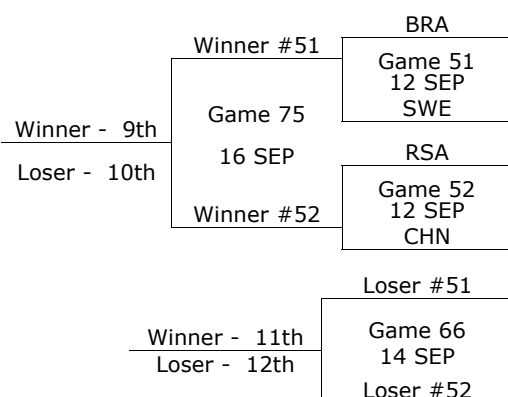
### Semifinals



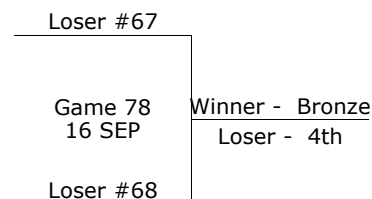
### Final



### Classification 9th-12th



### Final 3-4



Note:  
Detailed explanations of competition are on output:N02 - Competition Format and Rules



**TOURNAMENT SUMMARY** As of 12 SEP 2008

赛事成绩一览表

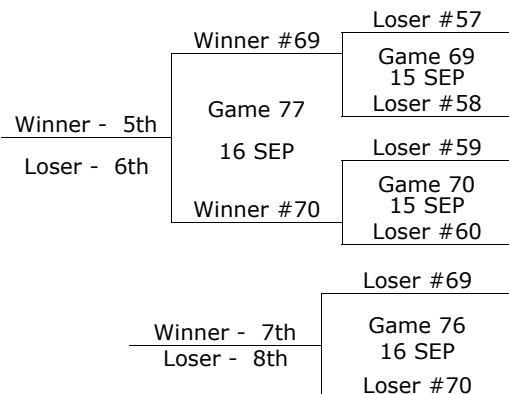
**Today's Games**

Teams	Start Time	Final	Half	End of Regulation
BRA vs SWE	09:00	75 - 56	41 - 23	

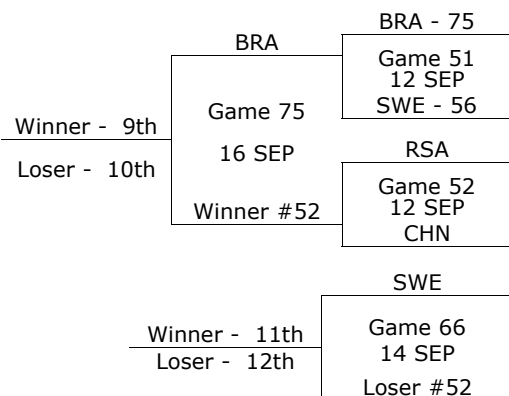
Group A								Games			Points		Class.
Rank		CAN	GER	IRI	JPN	RSA	SWE	Played	Won	Lost	For	Against	Points
1	CAN	--	62-59	93-62	75-48	80-55	62-52	5	5	0	372	276	10
2	GER	59-62	--	73-63	56-58	96-43	78-72	5	3	2	362	298	8
3	IRI	62-93	63-73	--	69-50	73-62	92-66	5	3	2	359	344	8
4	JPN	48-75	58-56	50-69	--	60-58	49-61	5	2	3	265	319	7
5	RSA	55-80	43-96	62-73	58-60	--	64-58	5	1	4	282	367	6
6	SWE	52-62	72-78	66-92	61-49	58-64	--	5	1	4	309	345	6

Group B								Games			Points		Class.
Rank		AUS	USA	GBR	ISR	BRA	CHN	Played	Won	Lost	For	Against	Points
1	AUS	--	61-68	67-48	66-59	73-72	79-44	5	4	1	346	291	9
2	USA	68-61	--	50-54	76-53	87-41	97-38	5	4	1	378	247	9
3	GBR	48-67	54-50	--	82-67	69-53	81-34	5	4	1	334	271	9
4	ISR	59-66	53-76	67-82	--	73-60	80-41	5	2	3	332	325	7
5	BRA	72-73	41-87	53-69	60-73	--	65-46	5	1	4	291	348	6
6	CHN	44-79	38-97	34-81	41-80	46-65	--	5	0	5	203	402	5

**Classification 5th-8th**




**Classification 9th-12th**



**Quarterfinals**



**Semifinals**



**Final**



**Note:**  
Detailed explanations of competition are on output:N02 - Competition Format and Rules



**TOURNAMENT SUMMARY** As of 12 SEP 2008

赛事成绩一览表

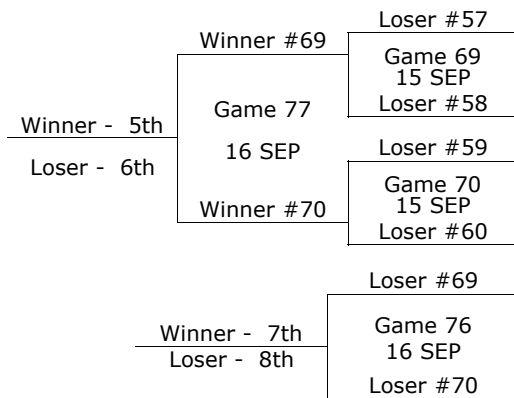
**Today's Games**

Teams	Start Time	Final	Half	End of Regulation
BRA vs SWE	09:00	75 - 56	41 - 23	
RSA vs CHN	11:15	67 - 60	32 - 29	

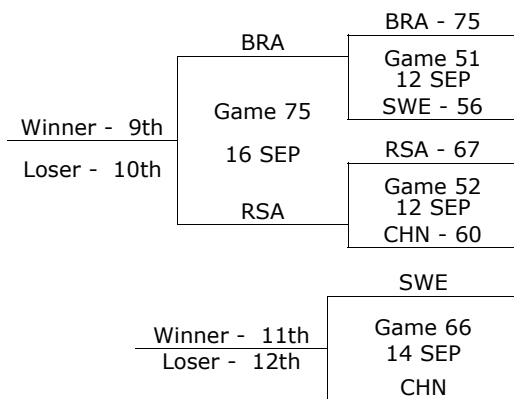
Group A								Games			Points		Class.
Rank		CAN	GER	IRI	JPN	RSA	SWE	Played	Won	Lost	For	Against	Points
1	CAN	--	62-59	93-62	75-48	80-55	62-52	5	5	0	372	276	10
2	GER	59-62	--	73-63	56-58	96-43	78-72	5	3	2	362	298	8
3	IRI	62-93	63-73	--	69-50	73-62	92-66	5	3	2	359	344	8
4	JPN	48-75	58-56	50-69	--	60-58	49-61	5	2	3	265	319	7
5	RSA	55-80	43-96	62-73	58-60	--	64-58	5	1	4	282	367	6
6	SWE	52-62	72-78	66-92	61-49	58-64	--	5	1	4	309	345	6

Group B								Games			Points		Class.
Rank		AUS	USA	GBR	ISR	BRA	CHN	Played	Won	Lost	For	Against	Points
1	AUS	--	61-68	67-48	66-59	73-72	79-44	5	4	1	346	291	9
2	USA	68-61	--	50-54	76-53	87-41	97-38	5	4	1	378	247	9
3	GBR	48-67	54-50	--	82-67	69-53	81-34	5	4	1	334	271	9
4	ISR	59-66	53-76	67-82	--	73-60	80-41	5	2	3	332	325	7
5	BRA	72-73	41-87	53-69	60-73	--	65-46	5	1	4	291	348	6
6	CHN	44-79	38-97	34-81	41-80	46-65	--	5	0	5	203	402	5

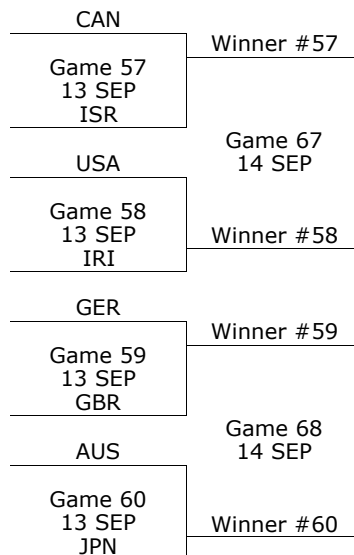
**Classification 5th-8th**



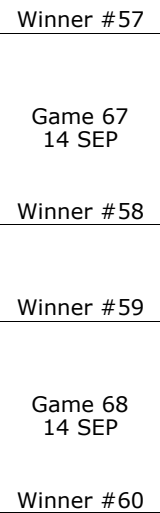
**Classification 9th-12th**



**Quarterfinals**



**Semifinals**



**Final**



**Note:** Detailed explanations of competition are on output:N02 - Competition Format and Rules



**TOURNAMENT SUMMARY** As of 13 SEP 2008

赛事成绩一览表

**Today's Games**

Teams	Start Time	Final	Half	End of Regulation
USA vs IRI	09:00	20 - 0	20 - 0	
CAN vs ISR	11:15	55 - 47	27 - 14	
AUS vs JPN	13:30	72 - 52	38 - 30	

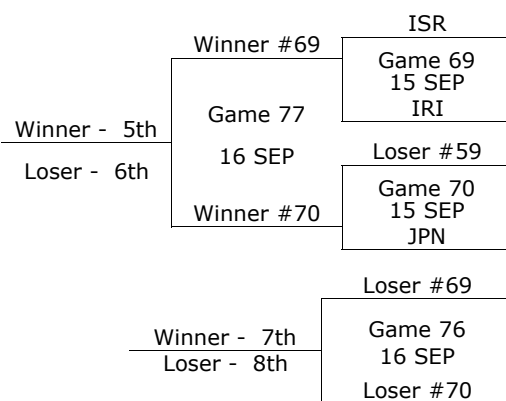
**Group A**

Rank	Team	CAN	GER	IRI	JPN	RSA	SWE	Games			Points		Class. Points
								Played	Won	Lost	For	Against	
1	CAN	--	62-59	93-62	75-48	80-55	62-52	5	5	0	372	276	10
2	GER	59-62	--	73-63	56-58	96-43	78-72	5	3	2	362	298	8
3	IRI	62-93	63-73	--	69-50	73-62	92-66	5	3	2	359	344	8
4	JPN	48-75	58-56	50-69	--	60-58	49-61	5	2	3	265	319	7
5	RSA	55-80	43-96	62-73	58-60	--	64-58	5	1	4	282	367	6
6	SWE	52-62	72-78	66-92	61-49	58-64	--	5	1	4	309	345	6

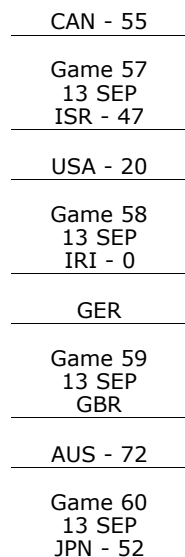
**Group B**

Rank	Team	AUS	USA	GBR	ISR	BRA	CHN	Games			Points		Class. Points
								Played	Won	Lost	For	Against	
1	AUS	--	61-68	67-48	66-59	73-72	79-44	5	4	1	346	291	9
2	USA	68-61	--	50-54	76-53	87-41	97-38	5	4	1	378	247	9
3	GBR	48-67	54-50	--	82-67	69-53	81-34	5	4	1	334	271	9
4	ISR	59-66	53-76	67-82	--	73-60	80-41	5	2	3	332	325	7
5	BRA	72-73	41-87	53-69	60-73	--	65-46	5	1	4	291	348	6
6	CHN	44-79	38-97	34-81	41-80	46-65	--	5	0	5	203	402	5

**Classification 5th-8th**



**Quarterfinals**



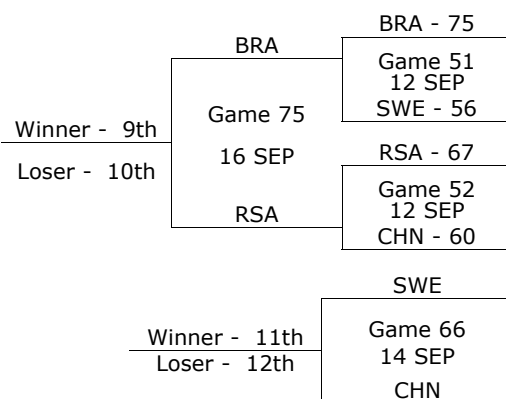
**Semifinals**



**Final**



**Classification 9th-12th**



**Final 3-4**

**Note:**  
Detailed explanations of competition are on output:N02 - Competition Format and Rules



## TOURNAMENT SUMMARY As of 13 SEP 2008

赛事成绩一览表

### Today's Games

Teams	Start Time	Final	Half	End of Regulation
USA vs IRI	09:00	20 - 0	20 - 0	
CAN vs ISR	11:15	55 - 47	27 - 14	
AUS vs JPN	13:30	72 - 52	38 - 30	
GER vs GBR	16:45	64 - 71	30 - 38	

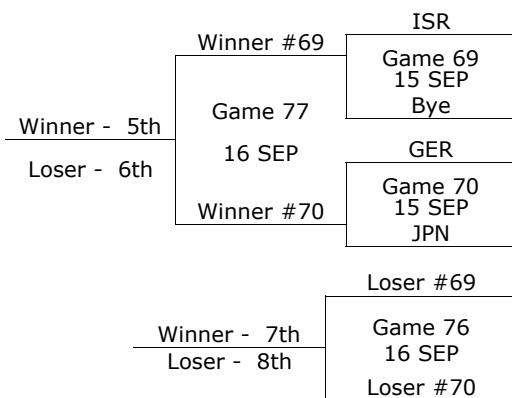
### Group A

Rank	Team	CAN	GER	IRI	JPN	RSA	SWE	Games			Points		Class. Points
								Played	Won	Lost	For	Against	
1	CAN	- -	62-59	93-62	75-48	80-55	62-52	5	5	0	372	276	10
2	GER	59-62	- -	73-63	56-58	96-43	78-72	5	3	2	362	298	8
3	IRI	62-93	63-73	- -	69-50	73-62	92-66	5	3	2	359	344	8
4	JPN	48-75	58-56	50-69	- -	60-58	49-61	5	2	3	265	319	7
5	RSA	55-80	43-96	62-73	58-60	- -	64-58	5	1	4	282	367	6
6	SWE	52-62	72-78	66-92	61-49	58-64	- -	5	1	4	309	345	6

### Group B

Rank	Team	AUS	USA	GBR	ISR	BRA	CHN	Games			Points		Class. Points
								Played	Won	Lost	For	Against	
1	AUS	- -	61-68	67-48	66-59	73-72	79-44	5	4	1	346	291	9
2	USA	68-61	- -	50-54	76-53	87-41	97-38	5	4	1	378	247	9
3	GBR	48-67	54-50	- -	82-67	69-53	81-34	5	4	1	334	271	9
4	ISR	59-66	53-76	67-82	- -	73-60	80-41	5	2	3	332	325	7
5	BRA	72-73	41-87	53-69	60-73	- -	65-46	5	1	4	291	348	6
6	CHN	44-79	38-97	34-81	41-80	46-65	- -	5	0	5	203	402	5

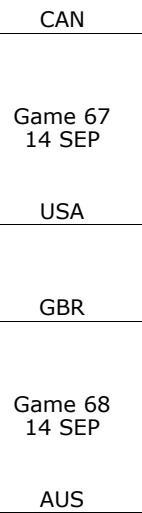
### Classification 5th-8th



### Quarterfinals



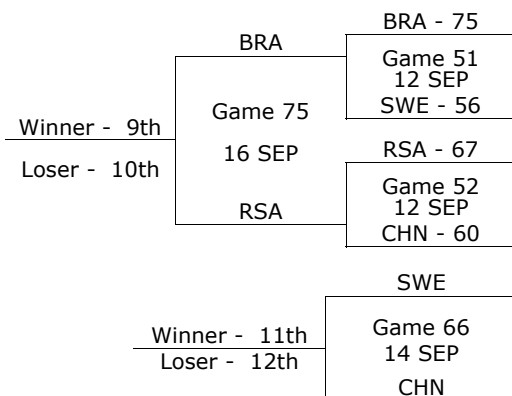
### Semifinals



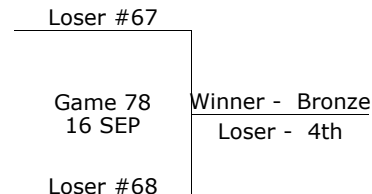
### Final



### Classification 9th-12th



### Final 3-4



**Note:**  
Detailed explanations of competition are on output:N02 - Competition Format and Rules



## TOURNAMENT SUMMARY As of 14 SEP 2008

赛事成绩一览表

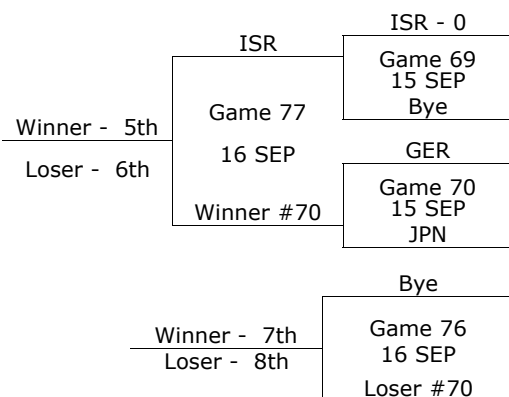
### Today's Games

Teams	Start Time	Final	Half	End of Regulation
SWE vs CHN	15:45	63 - 45	33 - 30	

Group A								Games			Points		Class.
Rank		CAN	GER	IRI	JPN	RSA	SWE	Played	Won	Lost	For	Against	Points
1	CAN	--	62-59	93-62	75-48	80-55	62-52	5	5	0	372	276	10
2	GER	59-62	--	73-63	56-58	96-43	78-72	5	3	2	362	298	8
3	IRI	62-93	63-73	--	69-50	73-62	92-66	5	3	2	359	344	8
4	JPN	48-75	58-56	50-69	--	60-58	49-61	5	2	3	265	319	7
5	RSA	55-80	43-96	62-73	58-60	--	64-58	5	1	4	282	367	6
6	SWE	52-62	72-78	66-92	61-49	58-64	--	5	1	4	309	345	6

Group B								Games			Points		Class.
Rank		AUS	USA	GBR	ISR	BRA	CHN	Played	Won	Lost	For	Against	Points
1	AUS	--	61-68	67-48	66-59	73-72	79-44	5	4	1	346	291	9
2	USA	68-61	--	50-54	76-53	87-41	97-38	5	4	1	378	247	9
3	GBR	48-67	54-50	--	82-67	69-53	81-34	5	4	1	334	271	9
4	ISR	59-66	53-76	67-82	--	73-60	80-41	5	2	3	332	325	7
5	BRA	72-73	41-87	53-69	60-73	--	65-46	5	1	4	291	348	6
6	CHN	44-79	38-97	34-81	41-80	46-65	--	5	0	5	203	402	5

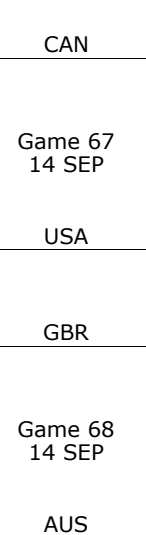
### Classification 5th-8th



### Quarterfinals



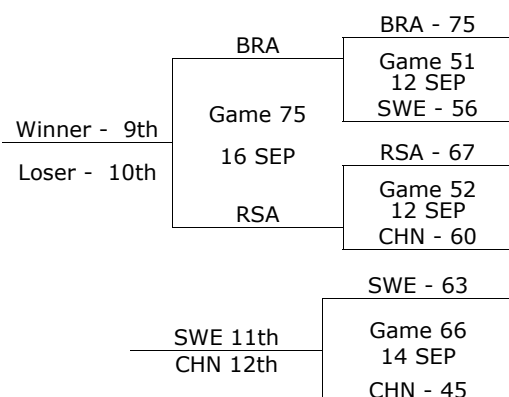
### Semifinals



### Final



### Classification 9th-12th



**Note:**  
Detailed explanations of competition are on output:N02 - Competition Format and Rules



## TOURNAMENT SUMMARY As of 14 SEP 2008

赛事成绩一览表

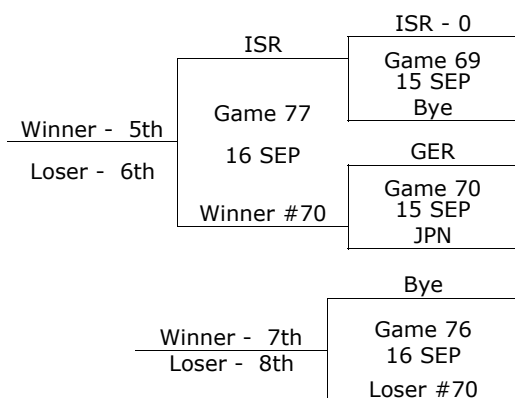
### Today's Games

Teams	Start Time	Final	Half	End of Regulation
SWE vs CHN	15:45	63 - 45	33 - 30	
GBR vs AUS	19:00	54 - 67	20 - 36	

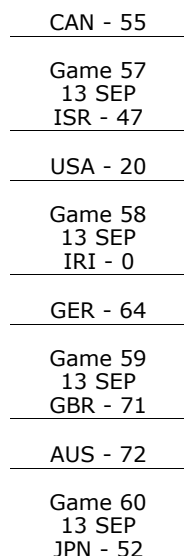
Group A								Games			Points		Class.
Rank		CAN	GER	IRI	JPN	RSA	SWE	Played	Won	Lost	For	Against	Points
1	CAN	--	62-59	93-62	75-48	80-55	62-52	5	5	0	372	276	10
2	GER	59-62	--	73-63	56-58	96-43	78-72	5	3	2	362	298	8
3	IRI	62-93	63-73	--	69-50	73-62	92-66	5	3	2	359	344	8
4	JPN	48-75	58-56	50-69	--	60-58	49-61	5	2	3	265	319	7
5	RSA	55-80	43-96	62-73	58-60	--	64-58	5	1	4	282	367	6
6	SWE	52-62	72-78	66-92	61-49	58-64	--	5	1	4	309	345	6

Group B								Games			Points		Class.
Rank		AUS	USA	GBR	ISR	BRA	CHN	Played	Won	Lost	For	Against	Points
1	AUS	--	61-68	67-48	66-59	73-72	79-44	5	4	1	346	291	9
2	USA	68-61	--	50-54	76-53	87-41	97-38	5	4	1	378	247	9
3	GBR	48-67	54-50	--	82-67	69-53	81-34	5	4	1	334	271	9
4	ISR	59-66	53-76	67-82	--	73-60	80-41	5	2	3	332	325	7
5	BRA	72-73	41-87	53-69	60-73	--	65-46	5	1	4	291	348	6
6	CHN	44-79	38-97	34-81	41-80	46-65	--	5	0	5	203	402	5


### Classification 5th-8th



### Quarterfinals



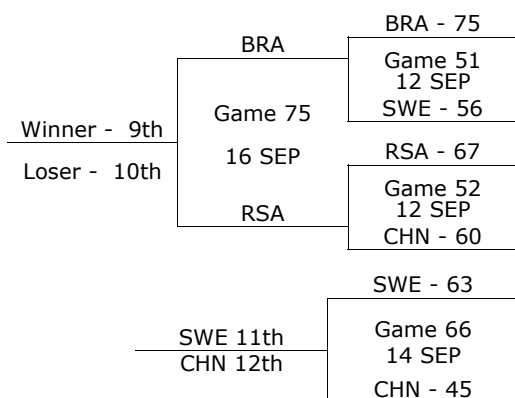
### Semifinals



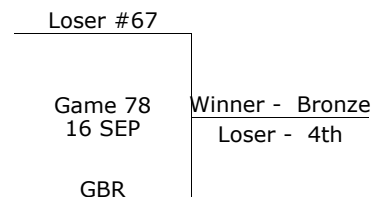
### Final



### Classification 9th-12th



### Final 3-4



**Note:**  
Detailed explanations of competition are on output:N02 - Competition Format and Rules



**TOURNAMENT SUMMARY** As of 14 SEP 2008

赛事成绩一览表

**Today's Games**

Teams	Start Time	Final	Half	End of Regulation
SWE vs CHN	15:45	63 - 45	33 - 30	
GBR vs AUS	19:00	54 - 67	20 - 36	
CAN vs USA	21:30	69 - 62 (2.OT)	23 - 35	49 - 49

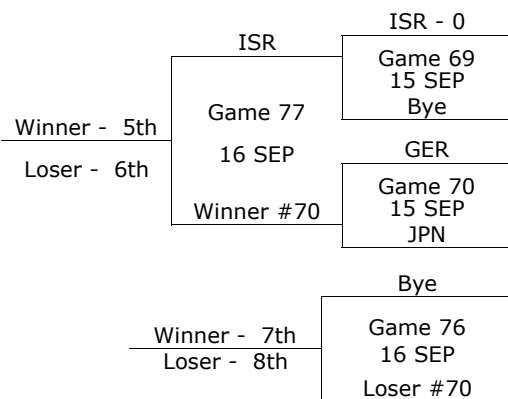
**Group A**

Rank	Team	CAN	GER	IRI	JPN	RSA	SWE	Games			Points		Class. Points
								Played	Won	Lost	For	Against	
1	CAN	--	62-59	93-62	75-48	80-55	62-52	5	5	0	372	276	10
2	GER	59-62	--	73-63	56-58	96-43	78-72	5	3	2	362	298	8
3	IRI	62-93	63-73	--	69-50	73-62	92-66	5	3	2	359	344	8
4	JPN	48-75	58-56	50-69	--	60-58	49-61	5	2	3	265	319	7
5	RSA	55-80	43-96	62-73	58-60	--	64-58	5	1	4	282	367	6
6	SWE	52-62	72-78	66-92	61-49	58-64	--	5	1	4	309	345	6

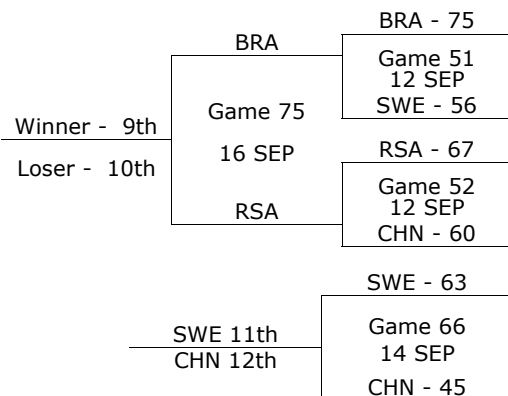
**Group B**

Rank	Team	AUS	USA	GBR	ISR	BRA	CHN	Games			Points		Class. Points
								Played	Won	Lost	For	Against	
1	AUS	--	61-68	67-48	66-59	73-72	79-44	5	4	1	346	291	9
2	USA	68-61	--	50-54	76-53	87-41	97-38	5	4	1	378	247	9
3	GBR	48-67	54-50	--	82-67	69-53	81-34	5	4	1	334	271	9
4	ISR	59-66	53-76	67-82	--	73-60	80-41	5	2	3	332	325	7
5	BRA	72-73	41-87	53-69	60-73	--	65-46	5	1	4	291	348	6
6	CHN	44-79	38-97	34-81	41-80	46-65	--	5	0	5	203	402	5

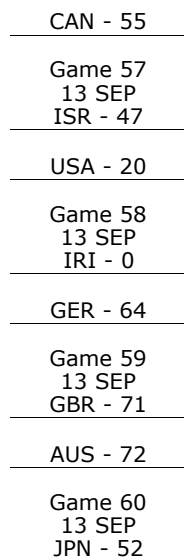
**Classification 5th-8th**




**Classification 9th-12th**



**Quarterfinals**



**Semifinals**



**Final**



**Final 3-4**

**Note:**  
Detailed explanations of competition are on output:N02 - Competition Format and Rules

**Legend:**  
OT OverTime

PRELIMINARY ROUND-COMPARATIVE RANKINGS As of 7 SEP 2008

预赛-对比排名

Group A									Games			Points		Class.
Rank	YRank		SWE	IRI	RSA	JPN	GER	CAN	Played	Won	Lost	For	Against	Points
1		SWE	--	08 Sep	10 Sep	61-49	11 Sep	09 Sep	1	1	0	61	49	2
2		IRI	08 Sep	--	73-62	09 Sep	10 Sep	11 Sep	1	1	0	73	62	2
3		RSA	10 Sep	62-73	--	11 Sep	09 Sep	08 Sep	1	0	1	62	73	1
4		JPN	49-61	09 Sep	11 Sep	--	08 Sep	10 Sep	1	0	1	49	61	1
		GER	11 Sep	10 Sep	09 Sep	08 Sep	--	07 Sep	0	0	0	0	0	0
		CAN	09 Sep	11 Sep	08 Sep	10 Sep	07 Sep	--	0	0	0	0	0	0

Group B									Games			Points		Class.
Rank	YRank		USA	AUS	BRA	ISR	GBR	CHN	Played	Won	Lost	For	Against	Points
1		USA	--	11 Sep	08 Sep	76-53	09 Sep	10 Sep	1	1	0	76	53	2
2		AUS	11 Sep	--	73-72	10 Sep	08 Sep	09 Sep	1	1	0	73	72	2
3		BRA	08 Sep	72-73	--	09 Sep	10 Sep	11 Sep	1	0	1	72	73	1
4		ISR	53-76	10 Sep	09 Sep	--	11 Sep	08 Sep	1	0	1	53	76	1
		GBR	09 Sep	08 Sep	10 Sep	11 Sep	--	07 Sep	0	0	0	0	0	0
		CHN	10 Sep	09 Sep	11 Sep	08 Sep	07 Sep	--	0	0	0	0	0	0

Comparative Ranking										
Rank	Team	GP	W-L	Points			Current Run	Last 2	Margin	
				For	Against	Diff.			-5 Pts	+15 Pts
1	USA	1	1-0	76	53	+23	1 win	1-0	0-0	1-0
2	SWE	1	1-0	61	49	+12	1 win	1-0	0-0	0-0
3	IRI	1	1-0	73	62	+11	1 win	1-0	0-0	0-0
4	AUS	1	1-0	73	72	+1	1 win	1-0	1-0	0-0
5	BRA	1	0-1	72	73	-1	0 win	0-1	0-1	0-0
6	RSA	1	0-1	62	73	-11	0 win	0-1	0-0	0-0
7	JPN	1	0-1	49	61	-12	1 loss	0-1	0-0	0-0
8	ISR	1	0-1	53	76	-23	1 loss	0-1	0-0	0-1
9	CAN	0	0-0	0	0	0	0 loss	0-0	0-0	0-0
10	CHN	0	0-0	0	0	0	0 loss	0-0	0-0	0-0
11	GBR	0	0-0	0	0	0	0 loss	0-0	0-0	0-0
12	GER	0	0-0	0	0	0	0 loss	0-0	0-0	0-0

Legend:

GP Games Played      W-L Win-Loss      YRank Yesterday's Rank

**TOURNAMENT SUMMARY** As of 15 SEP 2008

赛事成绩一览表

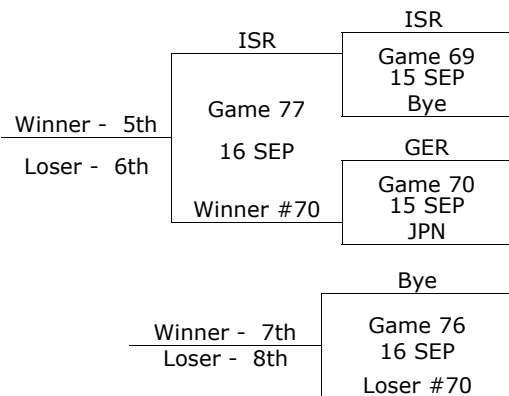
**Today's Games**

Teams	Start Time	Final	Half	End of Regulation
	09:00	0 - 0	0 - 0	

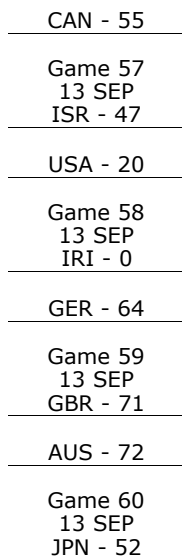
Group A								Games			Points		Class.
Rank		CAN	GER	IRI	JPN	RSA	SWE	Played	Won	Lost	For	Against	Points
1	CAN	--	62-59	93-62	75-48	80-55	62-52	5	5	0	372	276	10
2	GER	59-62	--	73-63	56-58	96-43	78-72	5	3	2	362	298	8
3	IRI	62-93	63-73	--	69-50	73-62	92-66	5	3	2	359	344	8
4	JPN	48-75	58-56	50-69	--	60-58	49-61	5	2	3	265	319	7
5	RSA	55-80	43-96	62-73	58-60	--	64-58	5	1	4	282	367	6
6	SWE	52-62	72-78	66-92	61-49	58-64	--	5	1	4	309	345	6

Group B								Games			Points		Class.
Rank		AUS	USA	GBR	ISR	BRA	CHN	Played	Won	Lost	For	Against	Points
1	AUS	--	61-68	67-48	66-59	73-72	79-44	5	4	1	346	291	9
2	USA	68-61	--	50-54	76-53	87-41	97-38	5	4	1	378	247	9
3	GBR	48-67	54-50	--	82-67	69-53	81-34	5	4	1	334	271	9
4	ISR	59-66	53-76	67-82	--	73-60	80-41	5	2	3	332	325	7
5	BRA	72-73	41-87	53-69	60-73	--	65-46	5	1	4	291	348	6
6	CHN	44-79	38-97	34-81	41-80	46-65	--	5	0	5	203	402	5

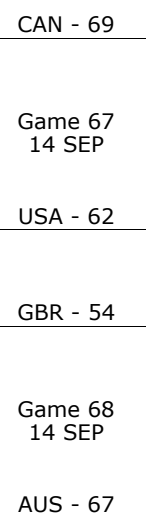
**Classification 5th-8th**



**Quarterfinals**



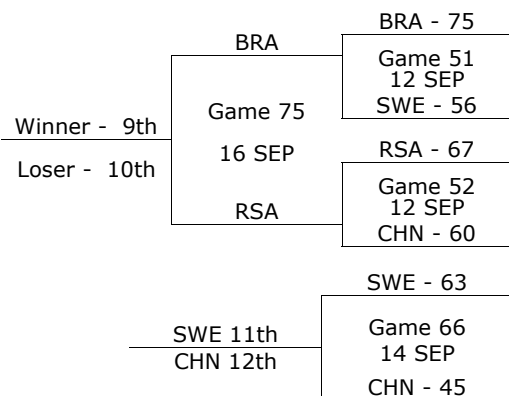
**Semifinals**



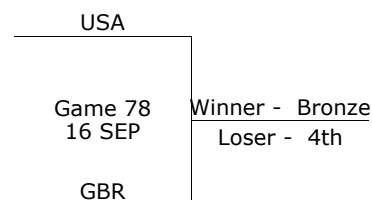
**Final**



**Classification 9th-12th**



**Final 3-4**



**Note:**  
Detailed explanations of competition are on output:N02 - Competition Format and Rules





**TOURNAMENT SUMMARY** As of 15 SEP 2008

赛事成绩一览表

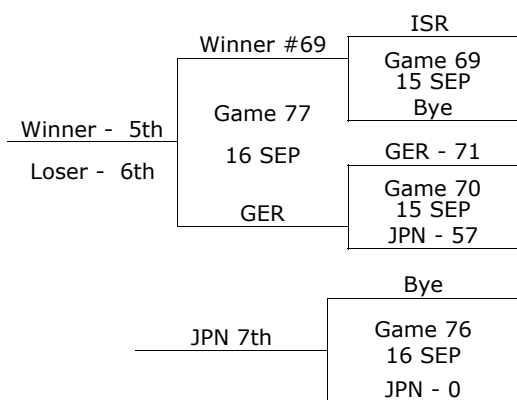
**Today's Games**

Teams	Start Time	Final	Half	End of Regulation
	09:00	0 - 0	0 - 0	
GER vs JPN	11:15	71 - 57	37 - 27	

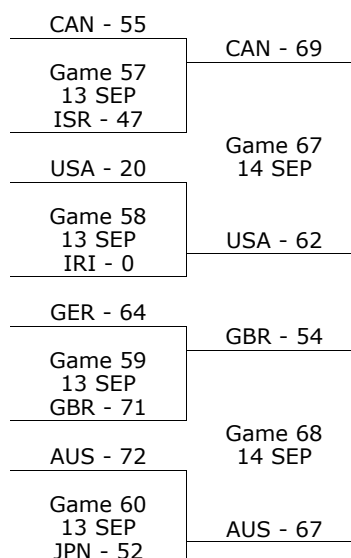
Group A								Games			Points		Class.
Rank		CAN	GER	IRI	JPN	RSA	SWE	Played	Won	Lost	For	Against	Points
1	CAN	--	62-59	93-62	75-48	80-55	62-52	5	5	0	372	276	10
2	GER	59-62	--	73-63	56-58	96-43	78-72	5	3	2	362	298	8
3	IRI	62-93	63-73	--	69-50	73-62	92-66	5	3	2	359	344	8
4	JPN	48-75	58-56	50-69	--	60-58	49-61	5	2	3	265	319	7
5	RSA	55-80	43-96	62-73	58-60	--	64-58	5	1	4	282	367	6
6	SWE	52-62	72-78	66-92	61-49	58-64	--	5	1	4	309	345	6

Group B								Games			Points		Class.
Rank		AUS	USA	GBR	ISR	BRA	CHN	Played	Won	Lost	For	Against	Points
1	AUS	--	61-68	67-48	66-59	73-72	79-44	5	4	1	346	291	9
2	USA	68-61	--	50-54	76-53	87-41	97-38	5	4	1	378	247	9
3	GBR	48-67	54-50	--	82-67	69-53	81-34	5	4	1	334	271	9
4	ISR	59-66	53-76	67-82	--	73-60	80-41	5	2	3	332	325	7
5	BRA	72-73	41-87	53-69	60-73	--	65-46	5	1	4	291	348	6
6	CHN	44-79	38-97	34-81	41-80	46-65	--	5	0	5	203	402	5

**Classification 5th-8th**



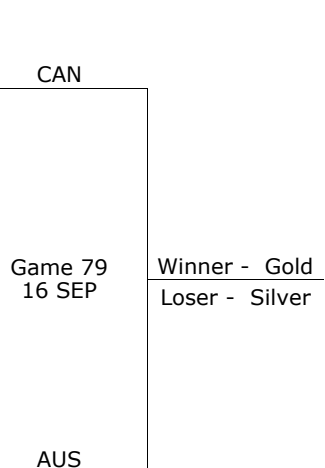
**Quarterfinals**



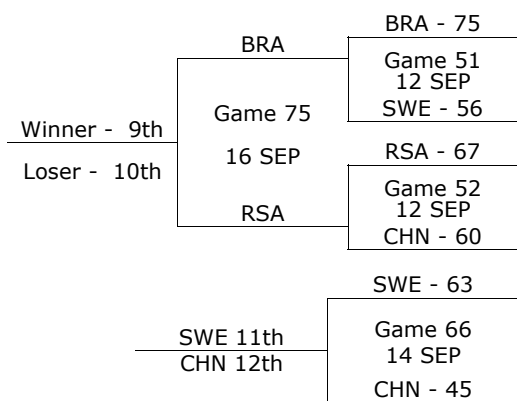
**Semifinals**




**Final**



**Classification 9th-12th**



**Final 3-4**



**Note:** Detailed explanations of competition are on output:N02 - Competition Format and Rules

**TOURNAMENT SUMMARY** As of 15 SEP 2008

赛事成绩一览表

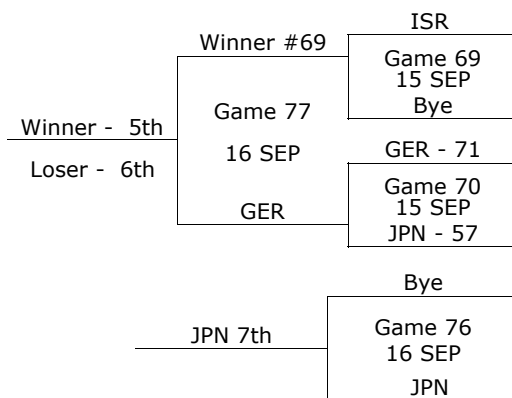
**Today's Games**

Teams	Start Time	Final	Half	End of Regulation
	09:00	0 - 0	0 - 0	
GER vs JPN	11:15	71 - 57	37 - 27	

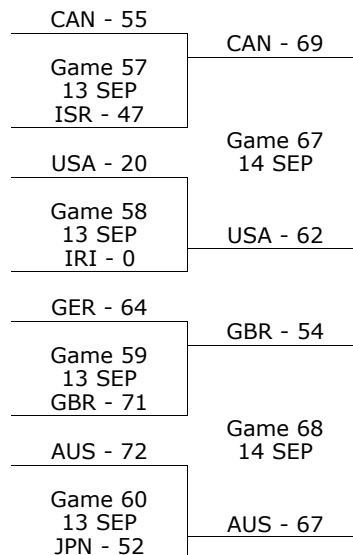
Group A								Games			Points		Class.
Rank		CAN	GER	IRI	JPN	RSA	SWE	Played	Won	Lost	For	Against	Points
1	CAN	--	62-59	93-62	75-48	80-55	62-52	5	5	0	372	276	10
2	GER	59-62	--	73-63	56-58	96-43	78-72	5	3	2	362	298	8
3	IRI	62-93	63-73	--	69-50	73-62	92-66	5	3	2	359	344	8
4	JPN	48-75	58-56	50-69	--	60-58	49-61	5	2	3	265	319	7
5	RSA	55-80	43-96	62-73	58-60	--	64-58	5	1	4	282	367	6
6	SWE	52-62	72-78	66-92	61-49	58-64	--	5	1	4	309	345	6

Group B								Games			Points		Class.
Rank		AUS	USA	GBR	ISR	BRA	CHN	Played	Won	Lost	For	Against	Points
1	AUS	--	61-68	67-48	66-59	73-72	79-44	5	4	1	346	291	9
2	USA	68-61	--	50-54	76-53	87-41	97-38	5	4	1	378	247	9
3	GBR	48-67	54-50	--	82-67	69-53	81-34	5	4	1	334	271	9
4	ISR	59-66	53-76	67-82	--	73-60	80-41	5	2	3	332	325	7
5	BRA	72-73	41-87	53-69	60-73	--	65-46	5	1	4	291	348	6
6	CHN	44-79	38-97	34-81	41-80	46-65	--	5	0	5	203	402	5

**Classification 5th-8th**



**Quarterfinals**



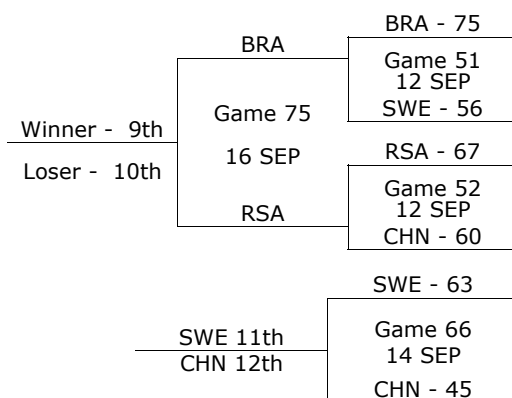
**Semifinals**



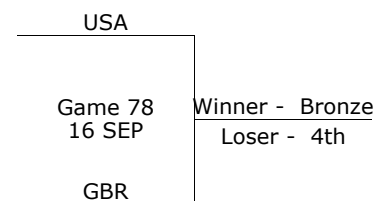
**Final**



**Classification 9th-12th**



**Final 3-4**



**Note:**  
Detailed explanations of competition are on output:N02 - Competition Format and Rules

**TOURNAMENT SUMMARY** As of 15 SEP 2008

赛事成绩一览表

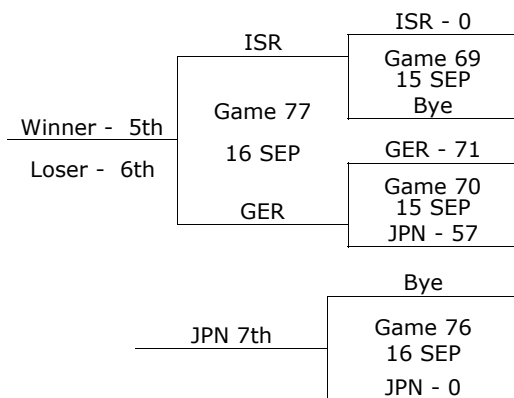
**Today's Games**

Teams	Start Time	Final	Half	End of Regulation
	09:00	0 - 0	0 - 0	
GER vs JPN	11:15	71 - 57	37 - 27	

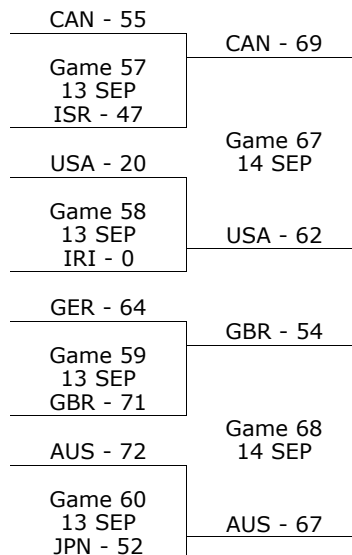
Group A								Games			Points		Class.
Rank		CAN	GER	IRI	JPN	RSA	SWE	Played	Won	Lost	For	Against	Points
1	CAN	--	62-59	93-62	75-48	80-55	62-52	5	5	0	372	276	10
2	GER	59-62	--	73-63	56-58	96-43	78-72	5	3	2	362	298	8
3	IRI	62-93	63-73	--	69-50	73-62	92-66	5	3	2	359	344	8
4	JPN	48-75	58-56	50-69	--	60-58	49-61	5	2	3	265	319	7
5	RSA	55-80	43-96	62-73	58-60	--	64-58	5	1	4	282	367	6
6	SWE	52-62	72-78	66-92	61-49	58-64	--	5	1	4	309	345	6

Group B								Games			Points		Class.
Rank		AUS	USA	GBR	ISR	BRA	CHN	Played	Won	Lost	For	Against	Points
1	AUS	--	61-68	67-48	66-59	73-72	79-44	5	4	1	346	291	9
2	USA	68-61	--	50-54	76-53	87-41	97-38	5	4	1	378	247	9
3	GBR	48-67	54-50	--	82-67	69-53	81-34	5	4	1	334	271	9
4	ISR	59-66	53-76	67-82	--	73-60	80-41	5	2	3	332	325	7
5	BRA	72-73	41-87	53-69	60-73	--	65-46	5	1	4	291	348	6
6	CHN	44-79	38-97	34-81	41-80	46-65	--	5	0	5	203	402	5

**Classification 5th-8th**



**Quarterfinals**



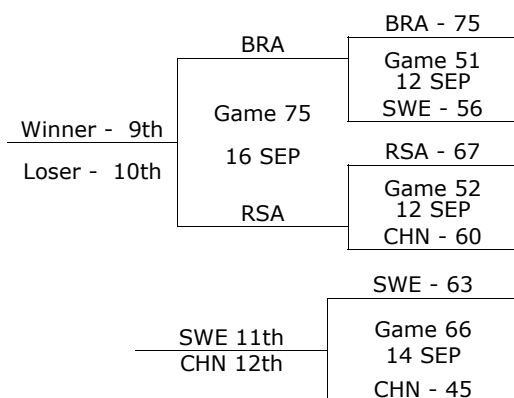
**Semifinals**




**Final**



**Classification 9th-12th**



**Final 3-4**



**Note:**  
Detailed explanations of competition are on output:N02 - Competition Format and Rules

**TOURNAMENT SUMMARY** As of 15 SEP 2008

赛事成绩一览表

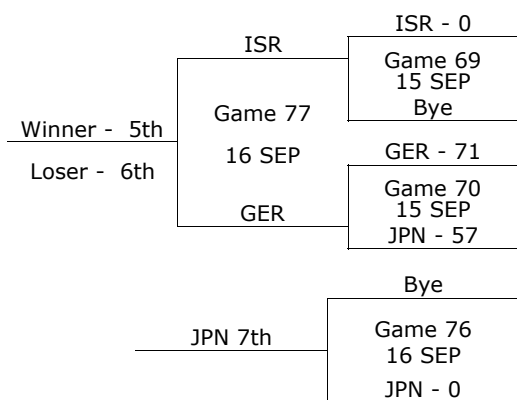
**Today's Games**

Teams	Start Time	Final	Half	End of Regulation
	09:00	0 - 0	0 - 0	
GER vs JPN	11:15	71 - 57	37 - 27	

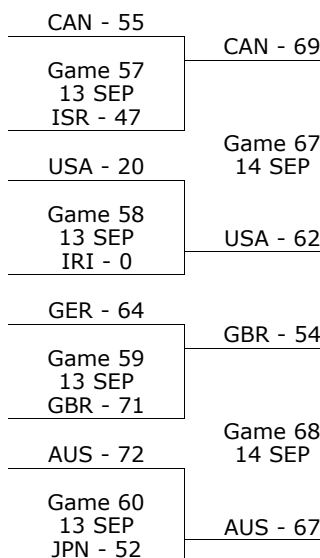
Group A								Games			Points		Class.
Rank		CAN	GER	IRI	JPN	RSA	SWE	Played	Won	Lost	For	Against	Points
1	CAN	--	62-59	93-62	75-48	80-55	62-52	5	5	0	372	276	10
2	GER	59-62	--	73-63	56-58	96-43	78-72	5	3	2	362	298	8
3	IRI	62-93	63-73	--	69-50	73-62	92-66	5	3	2	359	344	8
4	JPN	48-75	58-56	50-69	--	60-58	49-61	5	2	3	265	319	7
5	RSA	55-80	43-96	62-73	58-60	--	64-58	5	1	4	282	367	6
6	SWE	52-62	72-78	66-92	61-49	58-64	--	5	1	4	309	345	6

Group B								Games			Points		Class.
Rank		AUS	USA	GBR	ISR	BRA	CHN	Played	Won	Lost	For	Against	Points
1	AUS	--	61-68	67-48	66-59	73-72	79-44	5	4	1	346	291	9
2	USA	68-61	--	50-54	76-53	87-41	97-38	5	4	1	378	247	9
3	GBR	48-67	54-50	--	82-67	69-53	81-34	5	4	1	334	271	9
4	ISR	59-66	53-76	67-82	--	73-60	80-41	5	2	3	332	325	7
5	BRA	72-73	41-87	53-69	60-73	--	65-46	5	1	4	291	348	6
6	CHN	44-79	38-97	34-81	41-80	46-65	--	5	0	5	203	402	5


**Classification 5th-8th**



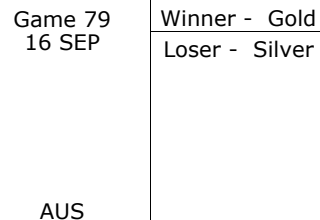
**Quarterfinals**



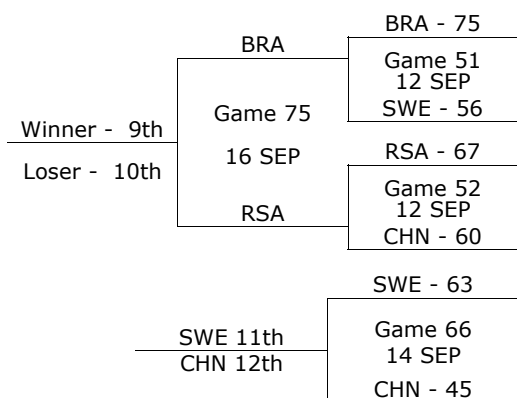
**Semifinals**



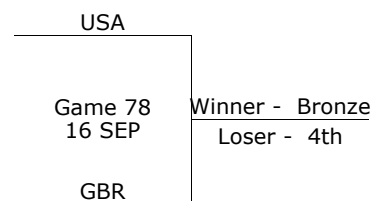
**Final**



**Classification 9th-12th**



**Final 3-4**



**Note:**  
Detailed explanations of competition are on output:N02 - Competition Format and Rules



**TOURNAMENT SUMMARY** As of 15 SEP 2008

赛事成绩一览表

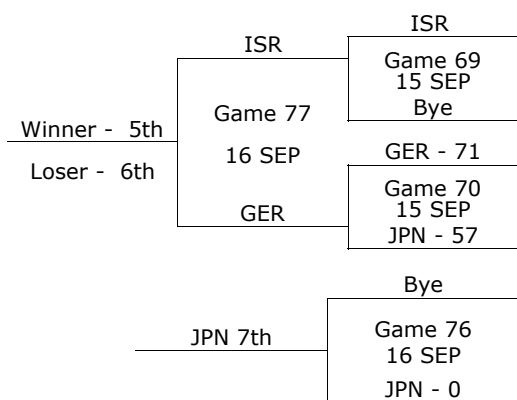
**Today's Games**

Teams	Start Time	Final	Half	End of Regulation
	09:00	0 - 0	0 - 0	
GER vs JPN	11:15	71 - 57	37 - 27	

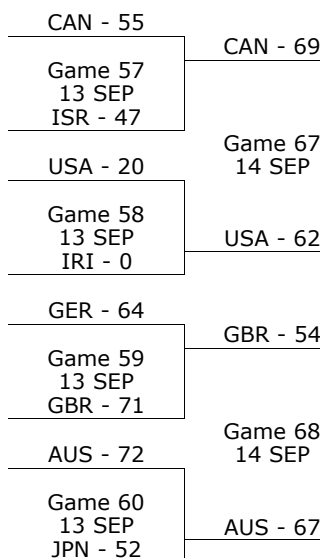
Group A								Games			Points		Class.
Rank		CAN	GER	IRI	JPN	RSA	SWE	Played	Won	Lost	For	Against	Points
1	CAN	--	62-59	93-62	75-48	80-55	62-52	5	5	0	372	276	10
2	GER	59-62	--	73-63	56-58	96-43	78-72	5	3	2	362	298	8
3	IRI	62-93	63-73	--	69-50	73-62	92-66	5	3	2	359	344	8
4	JPN	48-75	58-56	50-69	--	60-58	49-61	5	2	3	265	319	7
5	RSA	55-80	43-96	62-73	58-60	--	64-58	5	1	4	282	367	6
6	SWE	52-62	72-78	66-92	61-49	58-64	--	5	1	4	309	345	6

Group B								Games			Points		Class.
Rank		AUS	USA	GBR	ISR	BRA	CHN	Played	Won	Lost	For	Against	Points
1	AUS	--	61-68	67-48	66-59	73-72	79-44	5	4	1	346	291	9
2	USA	68-61	--	50-54	76-53	87-41	97-38	5	4	1	378	247	9
3	GBR	48-67	54-50	--	82-67	69-53	81-34	5	4	1	334	271	9
4	ISR	59-66	53-76	67-82	--	73-60	80-41	5	2	3	332	325	7
5	BRA	72-73	41-87	53-69	60-73	--	65-46	5	1	4	291	348	6
6	CHN	44-79	38-97	34-81	41-80	46-65	--	5	0	5	203	402	5


**Classification 5th-8th**



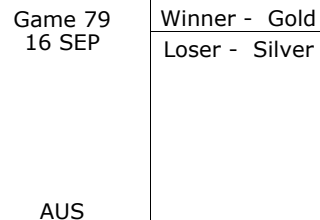
**Quarterfinals**



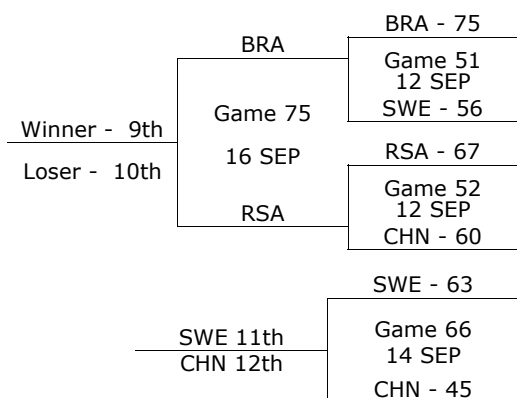
**Semifinals**



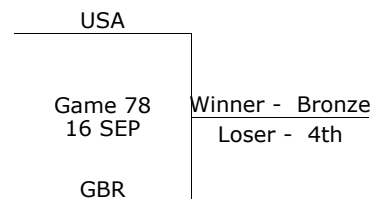
**Final**



**Classification 9th-12th**



**Final 3-4**



**Note:**  
Detailed explanations of competition are on output:N02 - Competition Format and Rules

**TOURNAMENT SUMMARY** As of 16 SEP 2008

赛事成绩一览表

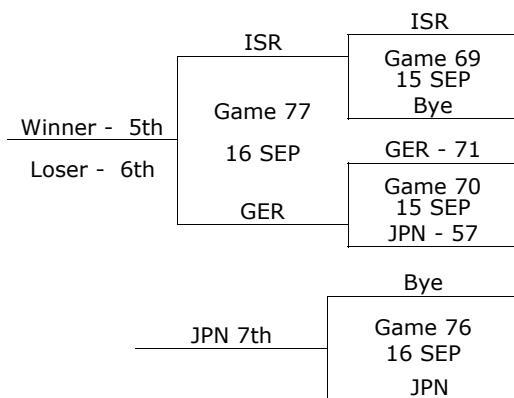
**Today's Games**

Teams	Start Time	Final	Half	End of Regulation
	09:00	0 - 0	0 - 0	
BRA vs RSA	11:15	68 - 46	37 - 28	


Group A								Games			Points		Class.
Rank		CAN	GER	IRI	JPN	RSA	SWE	Played	Won	Lost	For	Against	Points
1	<b>CAN</b>	--	62-59	93-62	75-48	80-55	62-52	5	5	0	372	276	10
2	<b>GER</b>	59-62	--	73-63	56-58	96-43	78-72	5	3	2	362	298	8
3	<b>IRI</b>	62-93	63-73	--	69-50	73-62	92-66	5	3	2	359	344	8
4	<b>JPN</b>	48-75	58-56	50-69	--	60-58	49-61	5	2	3	265	319	7
5	<b>RSA</b>	55-80	43-96	62-73	58-60	--	64-58	5	1	4	282	367	6
6	<b>SWE</b>	52-62	72-78	66-92	61-49	58-64	--	5	1	4	309	345	6

Group B								Games			Points		Class.
Rank		AUS	USA	GBR	ISR	BRA	CHN	Played	Won	Lost	For	Against	Points
1	<b>AUS</b>	--	61-68	67-48	66-59	73-72	79-44	5	4	1	346	291	9
2	<b>USA</b>	68-61	--	50-54	76-53	87-41	97-38	5	4	1	378	247	9
3	<b>GBR</b>	48-67	54-50	--	82-67	69-53	81-34	5	4	1	334	271	9
4	<b>ISR</b>	59-66	53-76	67-82	--	73-60	80-41	5	2	3	332	325	7
5	<b>BRA</b>	72-73	41-87	53-69	60-73	--	65-46	5	1	4	291	348	6
6	<b>CHN</b>	44-79	38-97	34-81	41-80	46-65	--	5	0	5	203	402	5

**Classification 5th-8th**



**Quarterfinals**



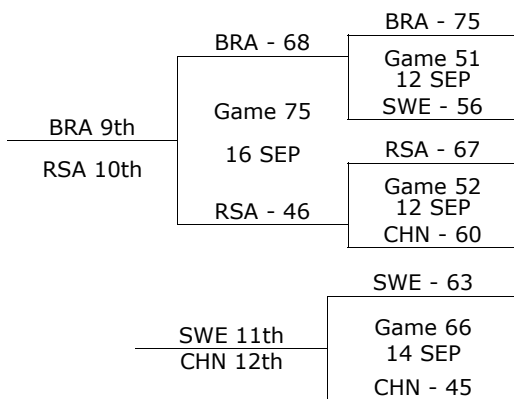
**Semifinals**




**Final**



**Classification 9th-12th**



**Final 3-4**



**Note:**  
Detailed explanations of competition are on output:N02 - Competition Format and Rules



## TOURNAMENT SUMMARY As of 16 SEP 2008

赛事成绩一览表

### Today's Games

Teams	Start Time	Final	Half	End of Regulation
	09:00	0 - 0	0 - 0	
BRA vs RSA	11:15	68 - 46	37 - 28	
ISR vs GER	13:30	54 - 63	30 - 33	

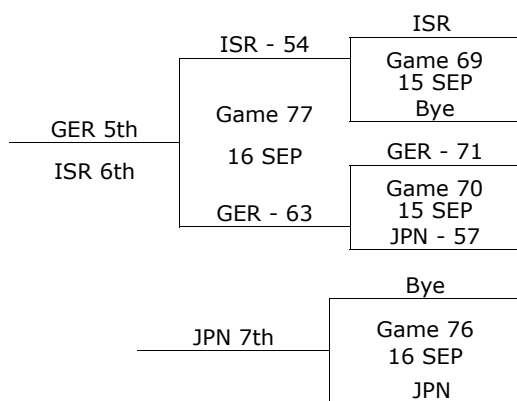
### Group A

Rank		CAN	GER	IRI	JPN	RSA	SWE	Games			Points		Class. Points
								Played	Won	Lost	For	Against	
1	CAN	--	62-59	93-62	75-48	80-55	62-52	5	5	0	372	276	10
2	GER	59-62	--	73-63	56-58	96-43	78-72	5	3	2	362	298	8
3	IRI	62-93	63-73	--	69-50	73-62	92-66	5	3	2	359	344	8
4	JPN	48-75	58-56	50-69	--	60-58	49-61	5	2	3	265	319	7
5	RSA	55-80	43-96	62-73	58-60	--	64-58	5	1	4	282	367	6
6	SWE	52-62	72-78	66-92	61-49	58-64	--	5	1	4	309	345	6

### Group B

Rank		AUS	USA	GBR	ISR	BRA	CHN	Games			Points		Class. Points
								Played	Won	Lost	For	Against	
1	AUS	--	61-68	67-48	66-59	73-72	79-44	5	4	1	346	291	9
2	USA	68-61	--	50-54	76-53	87-41	97-38	5	4	1	378	247	9
3	GBR	48-67	54-50	--	82-67	69-53	81-34	5	4	1	334	271	9
4	ISR	59-66	53-76	67-82	--	73-60	80-41	5	2	3	332	325	7
5	BRA	72-73	41-87	53-69	60-73	--	65-46	5	1	4	291	348	6
6	CHN	44-79	38-97	34-81	41-80	46-65	--	5	0	5	203	402	5


### Classification 5th-8th



### Quarterfinals



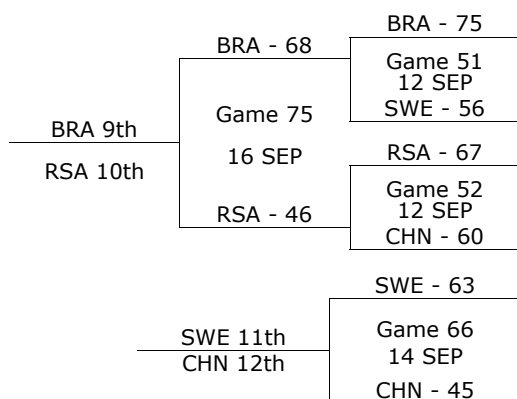
### Semifinals



### Final



### Classification 9th-12th



**Note:**

Detailed explanations of competition are on output:N02 - Competition Format and Rules



**TOURNAMENT SUMMARY** As of 16 SEP 2008

赛事成绩一览表

**Today's Games**

Teams	Start Time	Final	Half	End of Regulation
	09:00	0 - 0	0 - 0	
BRA vs RSA	11:15	68 - 46	37 - 28	
ISR vs GER	13:30	54 - 63	30 - 33	
USA vs GBR	17:00	77 - 85	36 - 37	

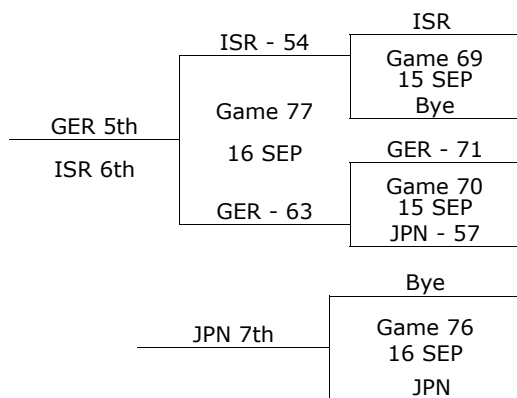
**Group A**

Rank	Team	Games						Points		Class. Points			
		CAN	GER	IRI	JPN	RSA	SWE	Played	Won		Lost	For	Against
1	CAN	- -	62-59	93-62	75-48	80-55	62-52	5	5	0	372	276	10
2	GER	59-62	- -	73-63	56-58	96-43	78-72	5	3	2	362	298	8
3	IRI	62-93	63-73	- -	69-50	73-62	92-66	5	3	2	359	344	8
4	JPN	48-75	58-56	50-69	- -	60-58	49-61	5	2	3	265	319	7
5	RSA	55-80	43-96	62-73	58-60	- -	64-58	5	1	4	282	367	6
6	SWE	52-62	72-78	66-92	61-49	58-64	- -	5	1	4	309	345	6

**Group B**

Rank	Team	Games						Points		Class. Points			
		AUS	USA	GBR	ISR	BRA	CHN	Played	Won		Lost	For	Against
1	AUS	- -	61-68	67-48	66-59	73-72	79-44	5	4	1	346	291	9
2	USA	68-61	- -	50-54	76-53	87-41	97-38	5	4	1	378	247	9
3	GBR	48-67	54-50	- -	82-67	69-53	81-34	5	4	1	334	271	9
4	ISR	59-66	53-76	67-82	- -	73-60	80-41	5	2	3	332	325	7
5	BRA	72-73	41-87	53-69	60-73	- -	65-46	5	1	4	291	348	6
6	CHN	44-79	38-97	34-81	41-80	46-65	- -	5	0	5	203	402	5

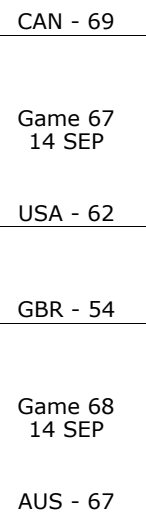
**Classification 5th-8th**




**Quarterfinals**



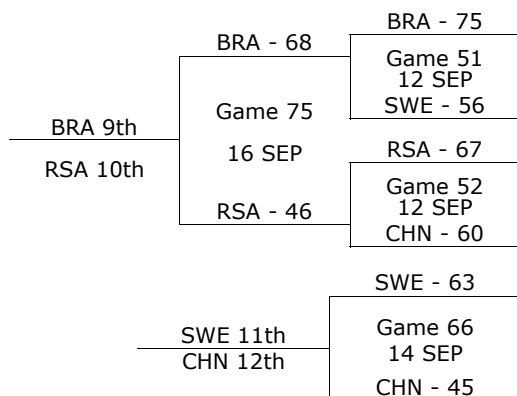
**Semifinals**



**Final**



**Classification 9th-12th**



**Note:**  
Detailed explanations of competition are on output:N02 - Competition Format and Rules





## TOURNAMENT SUMMARY As of 16 SEP 2008

赛事成绩一览表

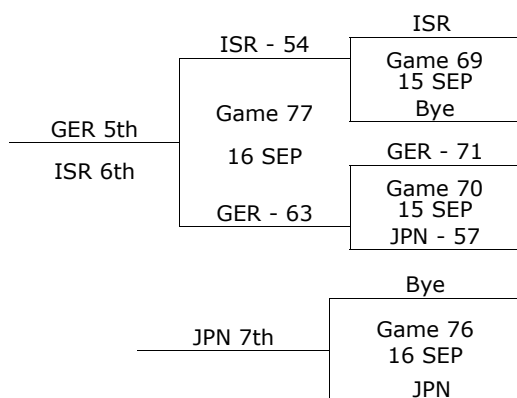
### Today's Games

Teams	Start Time	Final	Half	End of Regulation
	09:00	0 - 0	0 - 0	
BRA vs RSA	11:15	68 - 46	37 - 28	
ISR vs GER	13:30	54 - 63	30 - 33	
USA vs GBR	17:00	77 - 85	36 - 37	
CAN vs AUS	19:30	60 - 72	32 - 28	

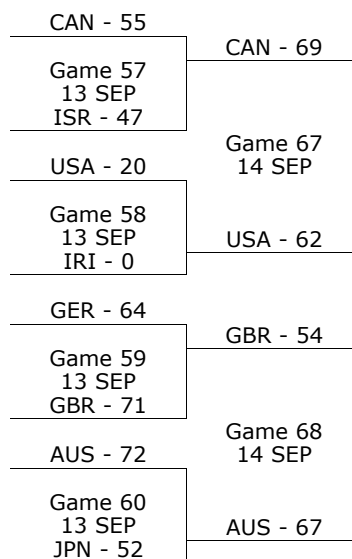
Group A								Games			Points		Class.
Rank		CAN	GER	IRI	JPN	RSA	SWE	Played	Won	Lost	For	Against	Points
1	CAN	--	62-59	93-62	75-48	80-55	62-52	5	5	0	372	276	10
2	GER	59-62	--	73-63	56-58	96-43	78-72	5	3	2	362	298	8
3	IRI	62-93	63-73	--	69-50	73-62	92-66	5	3	2	359	344	8
4	JPN	48-75	58-56	50-69	--	60-58	49-61	5	2	3	265	319	7
5	RSA	55-80	43-96	62-73	58-60	--	64-58	5	1	4	282	367	6
6	SWE	52-62	72-78	66-92	61-49	58-64	--	5	1	4	309	345	6

Group B								Games			Points		Class.
Rank		AUS	USA	GBR	ISR	BRA	CHN	Played	Won	Lost	For	Against	Points
1	AUS	--	61-68	67-48	66-59	73-72	79-44	5	4	1	346	291	9
2	USA	68-61	--	50-54	76-53	87-41	97-38	5	4	1	378	247	9
3	GBR	48-67	54-50	--	82-67	69-53	81-34	5	4	1	334	271	9
4	ISR	59-66	53-76	67-82	--	73-60	80-41	5	2	3	332	325	7
5	BRA	72-73	41-87	53-69	60-73	--	65-46	5	1	4	291	348	6
6	CHN	44-79	38-97	34-81	41-80	46-65	--	5	0	5	203	402	5

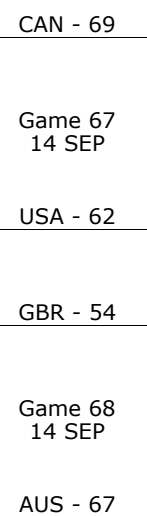
### Classification 5th-8th



### Quarterfinals



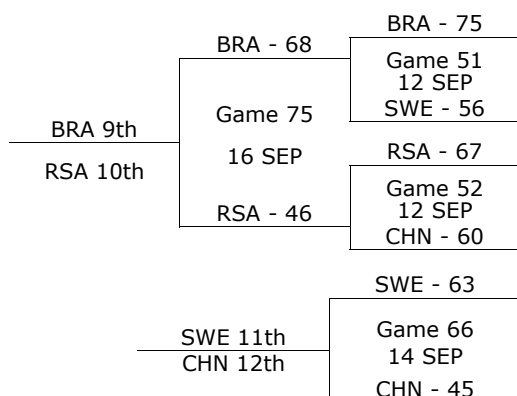
### Semifinals



### Final



### Classification 9th-12th



Note:  
Detailed explanations of competition are on output:N02 - Competition Format and Rules

PRELIMINARY ROUND-COMPARATIVE RANKINGS As of 7 SEP 2008

预赛-对比排名

Group A									Games			Points		Class.
Rank	YRank		SWE	IRI	RSA	JPN	GER	CAN	Played	Won	Lost	For	Against	Points
1		SWE	--	08 Sep	10 Sep	61-49	11 Sep	09 Sep	1	1	0	61	49	2
2		IRI	08 Sep	--	73-62	09 Sep	10 Sep	11 Sep	1	1	0	73	62	2
3		RSA	10 Sep	62-73	--	11 Sep	09 Sep	08 Sep	1	0	1	62	73	1
4		JPN	49-61	09 Sep	11 Sep	--	08 Sep	10 Sep	1	0	1	49	61	1
		GER	11 Sep	10 Sep	09 Sep	08 Sep	--	07 Sep	0	0	0	0	0	0
		CAN	09 Sep	11 Sep	08 Sep	10 Sep	07 Sep	--	0	0	0	0	0	0

Group B									Games			Points		Class.
Rank	YRank		GBR	USA	AUS	BRA	ISR	CHN	Played	Won	Lost	For	Against	Points
1		GBR	--	09 Sep	08 Sep	10 Sep	11 Sep	81-34	1	1	0	81	34	2
2		USA	09 Sep	--	11 Sep	08 Sep	76-53	10 Sep	1	1	0	76	53	2
3		AUS	08 Sep	11 Sep	--	73-72	10 Sep	09 Sep	1	1	0	73	72	2
4		BRA	10 Sep	08 Sep	72-73	--	09 Sep	11 Sep	1	0	1	72	73	1
5		ISR	11 Sep	53-76	10 Sep	09 Sep	--	08 Sep	1	0	1	53	76	1
6		CHN	34-81	10 Sep	09 Sep	11 Sep	08 Sep	--	1	0	1	34	81	1

Comparative Ranking										
Rank	Team	GP	W-L	Points			Current Run	Last 2	Margin	
				For	Against	Diff.			-5 Pts	+15 Pts
1	GBR	1	1-0	81	34	+47	1 win	1-0	0-0	1-0
2	USA	1	1-0	76	53	+23	1 win	1-0	0-0	1-0
3	SWE	1	1-0	61	49	+12	1 win	1-0	0-0	0-0
4	IRI	1	1-0	73	62	+11	1 win	1-0	0-0	0-0
5	AUS	1	1-0	73	72	+1	1 win	1-0	1-0	0-0
6	BRA	1	0-1	72	73	-1	0 win	0-1	0-1	0-0
7	RSA	1	0-1	62	73	-11	1 loss	0-1	0-0	0-0
8	JPN	1	0-1	49	61	-12	1 loss	0-1	0-0	0-0
9	ISR	1	0-1	53	76	-23	1 loss	0-1	0-0	0-1
10	CHN	1	0-1	34	81	-47	1 loss	0-1	0-0	0-1
11	CAN	0	0-0	0	0	0	0 loss	0-0	0-0	0-0
12	GER	0	0-0	0	0	0	0 loss	0-0	0-0	0-0

Legend:

GP Games Played      W-L Win-Loss      YRank Yesterday's Rank

PRELIMINARY ROUND-COMPARATIVE RANKINGS As of 7 SEP 2008

预赛-对比排名

Group A									Games			Points		Class.
Rank	YRank		SWE	IRI	CAN	GER	RSA	JPN	Played	Won	Lost	For	Against	Points
1		SWE	--	08 Sep	09 Sep	11 Sep	10 Sep	61-49	1	1	0	61	49	2
2		IRI	08 Sep	--	11 Sep	10 Sep	73-62	09 Sep	1	1	0	73	62	2
3		CAN	09 Sep	11 Sep	--	62-59	08 Sep	10 Sep	1	1	0	62	59	2
4		GER	11 Sep	10 Sep	59-62	--	09 Sep	08 Sep	1	0	1	59	62	1
5		RSA	10 Sep	62-73	08 Sep	09 Sep	--	11 Sep	1	0	1	62	73	1
6		JPN	49-61	09 Sep	10 Sep	08 Sep	11 Sep	--	1	0	1	49	61	1

Group B									Games			Points		Class.
Rank	YRank		GBR	USA	AUS	BRA	ISR	CHN	Played	Won	Lost	For	Against	Points
1		GBR	--	09 Sep	08 Sep	10 Sep	11 Sep	81-34	1	1	0	81	34	2
2		USA	09 Sep	--	11 Sep	08 Sep	76-53	10 Sep	1	1	0	76	53	2
3		AUS	08 Sep	11 Sep	--	73-72	10 Sep	09 Sep	1	1	0	73	72	2
4		BRA	10 Sep	08 Sep	72-73	--	09 Sep	11 Sep	1	0	1	72	73	1
5		ISR	11 Sep	53-76	10 Sep	09 Sep	--	08 Sep	1	0	1	53	76	1
6		CHN	34-81	10 Sep	09 Sep	11 Sep	08 Sep	--	1	0	1	34	81	1

Comparative Ranking										
Rank	Team	GP	W-L	Points			Current Run	Last 2	Margin	
				For	Against	Diff.			-5 Pts	+15 Pts
1	GBR	1	1-0	81	34	+47	1 win	1-0	0-0	1-0
2	USA	1	1-0	76	53	+23	1 win	1-0	0-0	1-0
3	SWE	1	1-0	61	49	+12	1 win	1-0	0-0	0-0
4	IRI	1	1-0	73	62	+11	1 win	1-0	0-0	0-0
5	CAN	1	1-0	62	59	+3	1 win	1-0	1-0	0-0
6	AUS	1	1-0	73	72	+1	1 win	1-0	1-0	0-0
7	BRA	1	0-1	72	73	-1	1 loss	0-1	0-1	0-0
8	GER	1	0-1	59	62	-3	1 loss	0-1	0-1	0-0
9	RSA	1	0-1	62	73	-11	1 loss	0-1	0-0	0-0
10	JPN	1	0-1	49	61	-12	1 loss	0-1	0-0	0-0
11	ISR	1	0-1	53	76	-23	1 loss	0-1	0-0	0-1
12	CHN	1	0-1	34	81	-47	1 loss	0-1	0-0	0-1

Legend:

GP Games Played W-L Win-Loss YRank Yesterday's Rank

PRELIMINARY ROUND-COMPARATIVE RANKINGS As of 8 SEP 2008

预赛-对比排名

Group A									Games			Points		Class.
Rank	YRank		SWE	IRI	CAN	GER	RSA	JPN	Played	Won	Lost	For	Against	Points
1		SWE	--	08 Sep	09 Sep	11 Sep	10 Sep	61-49	1	1	0	61	49	2
2		IRI	08 Sep	--	11 Sep	10 Sep	73-62	09 Sep	1	1	0	73	62	2
3		CAN	09 Sep	11 Sep	--	62-59	08 Sep	10 Sep	1	1	0	62	59	2
4		GER	11 Sep	10 Sep	59-62	--	09 Sep	08 Sep	1	0	1	59	62	1
5		RSA	10 Sep	62-73	08 Sep	09 Sep	--	11 Sep	1	0	1	62	73	1
6		JPN	49-61	09 Sep	10 Sep	08 Sep	11 Sep	--	1	0	1	49	61	1

Group B									Games			Points		Class.
Rank	YRank		USA	GBR	AUS	BRA	ISR	CHN	Played	Won	Lost	For	Against	Points
1		USA	--	09 Sep	11 Sep	87-41	76-53	10 Sep	2	2	0	163	94	4
2		GBR	09 Sep	--	08 Sep	10 Sep	11 Sep	81-34	1	1	0	81	34	2
3		AUS	11 Sep	08 Sep	--	73-72	10 Sep	09 Sep	1	1	0	73	72	2
4		BRA	41-87	10 Sep	72-73	--	09 Sep	11 Sep	2	0	2	113	160	2
5		ISR	53-76	11 Sep	10 Sep	09 Sep	--	08 Sep	1	0	1	53	76	1
6		CHN	10 Sep	34-81	09 Sep	11 Sep	08 Sep	--	1	0	1	34	81	1

Comparative Ranking										
Rank	Team	GP	W-L	Points			Current Run	Last 2	Margin	
				For	Against	Diff.			-5 Pts	+15 Pts
1	USA	2	2-0	163	94	+69	2 wins	2-0	0-0	2-0
2	GBR	1	1-0	81	34	+47	1 win	1-0	0-0	1-0
3	SWE	1	1-0	61	49	+12	1 win	1-0	0-0	0-0
4	IRI	1	1-0	73	62	+11	1 win	1-0	0-0	0-0
5	CAN	1	1-0	62	59	+3	1 win	1-0	1-0	0-0
6	AUS	1	1-0	73	72	+1	1 win	1-0	1-0	0-0
7	BRA	2	0-2	113	160	-47	2 losses	0-2	0-1	0-1
8	GER	1	0-1	59	62	-3	1 loss	0-1	0-1	0-0
9	RSA	1	0-1	62	73	-11	1 loss	0-1	0-0	0-0
10	JPN	1	0-1	49	61	-12	1 loss	0-1	0-0	0-0
11	ISR	1	0-1	53	76	-23	1 loss	0-1	0-0	0-1
12	CHN	1	0-1	34	81	-47	1 loss	0-1	0-0	0-1

Legend:

GP Games Played W-L Win-Loss YRank Yesterday's Rank



PRELIMINARY ROUND-COMPARATIVE RANKINGS As of 8 SEP 2008

预赛-对比排名

Group A									Games			Points		Class.
Rank	YRank		SWE	IRI	CAN	GER	RSA	JPN	Played	Won	Lost	For	Against	Points
1		SWE	--	08 Sep	09 Sep	11 Sep	10 Sep	61-49	1	1	0	61	49	2
2		IRI	08 Sep	--	11 Sep	10 Sep	73-62	09 Sep	1	1	0	73	62	2
3		CAN	09 Sep	11 Sep	--	62-59	08 Sep	10 Sep	1	1	0	62	59	2
4		GER	11 Sep	10 Sep	59-62	--	09 Sep	08 Sep	1	0	1	59	62	1
5		RSA	10 Sep	62-73	08 Sep	09 Sep	--	11 Sep	1	0	1	62	73	1
6		JPN	49-61	09 Sep	10 Sep	08 Sep	11 Sep	--	1	0	1	49	61	1

Group B									Games			Points		Class.
Rank	YRank		USA	ISR	GBR	AUS	BRA	CHN	Played	Won	Lost	For	Against	Points
1		USA	--	76-53	09 Sep	11 Sep	87-41	10 Sep	2	2	0	163	94	4
2		ISR	53-76	--	11 Sep	10 Sep	09 Sep	80-41	2	1	1	133	117	3
3		GBR	09 Sep	11 Sep	--	08 Sep	10 Sep	81-34	1	1	0	81	34	2
4		AUS	11 Sep	10 Sep	08 Sep	--	73-72	09 Sep	1	1	0	73	72	2
5		BRA	41-87	09 Sep	10 Sep	72-73	--	11 Sep	2	0	2	113	160	2
6		CHN	10 Sep	41-80	34-81	09 Sep	11 Sep	--	2	0	2	75	161	2

Comparative Ranking										
Rank	Team	GP	W-L	Points			Current Run	Last 2	Margin	
				For	Against	Diff.			-5 Pts	+15 Pts
1	USA	2	2-0	163	94	+69	2 wins	2-0	0-0	2-0
2	ISR	2	1-1	133	117	+16	1 win	1-1	0-0	1-1
3	GBR	1	1-0	81	34	+47	1 win	1-0	0-0	1-0
4	SWE	1	1-0	61	49	+12	1 win	1-0	0-0	0-0
5	IRI	1	1-0	73	62	+11	1 win	1-0	0-0	0-0
6	CAN	1	1-0	62	59	+3	1 win	1-0	1-0	0-0
7	AUS	1	1-0	73	72	+1	0 loss	1-0	1-0	0-0
8	BRA	2	0-2	113	160	-47	2 losses	0-2	0-1	0-1
9	CHN	2	0-2	75	161	-86	2 losses	0-2	0-0	0-2
10	GER	1	0-1	59	62	-3	1 loss	0-1	0-1	0-0
11	RSA	1	0-1	62	73	-11	1 loss	0-1	0-0	0-0
12	JPN	1	0-1	49	61	-12	1 loss	0-1	0-0	0-0

Legend:

GP Games Played W-L Win-Loss YRank Yesterday's Rank

PRELIMINARY ROUND-COMPARATIVE RANKINGS As of 8 SEP 2008

预赛-对比排名

Group A									Games			Points		Class.
Rank	YRank		IRI	SWE	CAN	GER	RSA	JPN	Played	Won	Lost	For	Against	Points
1		IRI	--	92-66	11 Sep	10 Sep	73-62	09 Sep	2	2	0	165	128	4
2		SWE	66-92	--	09 Sep	11 Sep	10 Sep	61-49	2	1	1	127	141	3
3		CAN	11 Sep	09 Sep	--	62-59	08 Sep	10 Sep	1	1	0	62	59	2
4		GER	10 Sep	11 Sep	59-62	--	09 Sep	08 Sep	1	0	1	59	62	1
5		RSA	62-73	10 Sep	08 Sep	09 Sep	--	11 Sep	1	0	1	62	73	1
6		JPN	09 Sep	49-61	10 Sep	08 Sep	11 Sep	--	1	0	1	49	61	1

Group B									Games			Points		Class.
Rank	YRank		USA	ISR	GBR	AUS	BRA	CHN	Played	Won	Lost	For	Against	Points
1		USA	--	76-53	09 Sep	11 Sep	87-41	10 Sep	2	2	0	163	94	4
2		ISR	53-76	--	11 Sep	10 Sep	09 Sep	80-41	2	1	1	133	117	3
3		GBR	09 Sep	11 Sep	--	08 Sep	10 Sep	81-34	1	1	0	81	34	2
4		AUS	11 Sep	10 Sep	08 Sep	--	73-72	09 Sep	1	1	0	73	72	2
5		BRA	41-87	09 Sep	10 Sep	72-73	--	11 Sep	2	0	2	113	160	2
6		CHN	10 Sep	41-80	34-81	09 Sep	11 Sep	--	2	0	2	75	161	2

Comparative Ranking										
Rank	Team	GP	W-L	Points			Current Run	Last 2	Margin	
				For	Against	Diff.			-5 Pts	+15 Pts
1	USA	2	2-0	163	94	+69	2 wins	2-0	0-0	2-0
2	IRI	2	2-0	165	128	+37	2 wins	2-0	0-0	1-0
3	ISR	2	1-1	133	117	+16	1 win	1-1	0-0	1-1
4	SWE	2	1-1	127	141	-14	1 win	1-1	0-0	0-1
5	GBR	1	1-0	81	34	+47	1 win	1-0	0-0	1-0
6	CAN	1	1-0	62	59	+3	1 win	1-0	1-0	0-0
7	AUS	1	1-0	73	72	+1	0 loss	1-0	1-0	0-0
8	BRA	2	0-2	113	160	-47	2 losses	0-2	0-1	0-1
9	CHN	2	0-2	75	161	-86	2 losses	0-2	0-0	0-2
10	GER	1	0-1	59	62	-3	1 loss	0-1	0-1	0-0
11	RSA	1	0-1	62	73	-11	1 loss	0-1	0-0	0-0
12	JPN	1	0-1	49	61	-12	1 loss	0-1	0-0	0-0

Legend:

GP Games Played      W-L Win-Loss      YRank Yesterday's Rank



**FINAL STANDINGS** As of 7 SEP 2008

最后排名

Group A								Games			Points		Class.
Rank		SWE	IRI	RSA	JPN	GER	CAN	Played	Won	Lost	For	Against	Points
1	SWE	--	08 Sep	10 Sep	61-49	11 Sep	09 Sep	1	1	0	61	49	2
2	IRI	08 Sep	--	73-62	09 Sep	10 Sep	11 Sep	1	1	0	73	62	2
3	RSA	10 Sep	62-73	--	11 Sep	09 Sep	08 Sep	1	0	1	62	73	1
4	JPN	49-61	09 Sep	11 Sep	--	08 Sep	10 Sep	1	0	1	49	61	1
	GER	11 Sep	10 Sep	09 Sep	08 Sep	--	07 Sep	0	0	0	0	0	0
	CAN	09 Sep	11 Sep	08 Sep	10 Sep	07 Sep	--	0	0	0	0	0	0

Group B								Games			Points		Class.
Rank		USA	ISR	BRA	CHN	GBR	AUS	Played	Won	Lost	For	Against	Points
1	USA	--	76-53	08 Sep	10 Sep	09 Sep	11 Sep	1	1	0	76	53	2
2	ISR	53-76	--	09 Sep	08 Sep	11 Sep	10 Sep	1	0	1	53	76	1
	BRA	08 Sep	09 Sep	--	11 Sep	10 Sep	07 Sep	0	0	0	0	0	0
	CHN	10 Sep	08 Sep	11 Sep	--	07 Sep	09 Sep	0	0	0	0	0	0
	GBR	09 Sep	11 Sep	10 Sep	07 Sep	--	08 Sep	0	0	0	0	0	0
	AUS	11 Sep	10 Sep	07 Sep	09 Sep	08 Sep	--	0	0	0	0	0	0

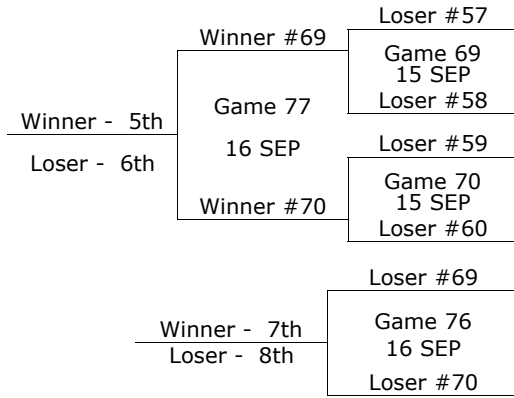
Legend:

GP Games Played      W-L Win-Loss

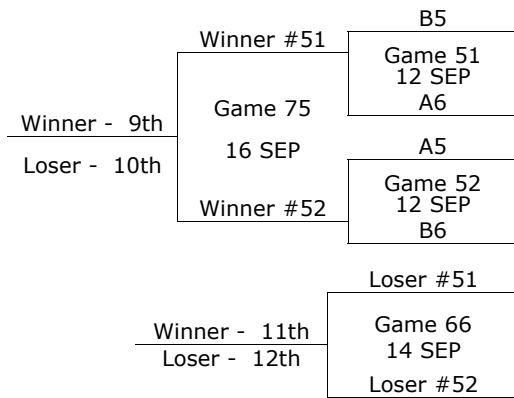


**FINAL STANDINGS** As of 7 SEP 2008  
最后排名

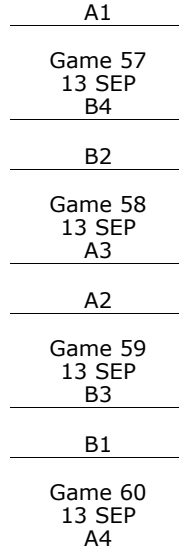
**Classification 5th-8th**



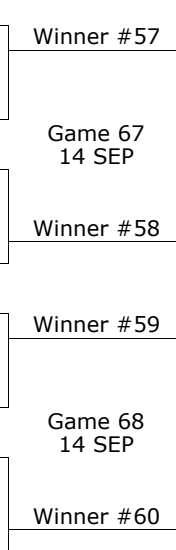
**Classification 9th-12th**



**Quarterfinals**



**Semifinals**



**Final**



**Final 3-4**

Final Standings				
Medal	Rank	Team	GP	W-L
		CHN		0-0
		JPN	1	0-1
		AUS		0-0
		RSA	1	0-1
		GBR		0-0
		GER		0-0
		SWE	1	1-0
		USA	1	1-0
		IRI	1	1-0
		ISR	1	0-1
		CAN		0-0
		BRA		0-0

**Legend:**  
GP Games Played      W-L Win-Loss





FINAL STANDINGS As of 16 SEP 2008

最后排名

Group A								Games			Points		Class.
Rank		CAN	GER	IRI	JPN	RSA	SWE	Played	Won	Lost	For	Against	Points
1	CAN	- -	62-59	93-62	75-48	80-55	62-52	5	5	0	372	276	10
2	GER	59-62	- -	73-63	56-58	96-43	78-72	5	3	2	362	298	8
3	IRI	62-93	63-73	- -	69-50	73-62	92-66	5	3	2	359	344	8
4	JPN	48-75	58-56	50-69	- -	60-58	49-61	5	2	3	265	319	7
5	RSA	55-80	43-96	62-73	58-60	- -	64-58	5	1	4	282	367	6
6	SWE	52-62	72-78	66-92	61-49	58-64	- -	5	1	4	309	345	6

Group B								Games			Points		Class.
Rank		AUS	USA	GBR	ISR	BRA	CHN	Played	Won	Lost	For	Against	Points
1	AUS	- -	61-68	67-48	66-59	73-72	79-44	5	4	1	346	291	9
2	USA	68-61	- -	50-54	76-53	87-41	97-38	5	4	1	378	247	9
3	GBR	48-67	54-50	- -	82-67	69-53	81-34	5	4	1	334	271	9
4	ISR	59-66	53-76	67-82	- -	73-60	80-41	5	2	3	332	325	7
5	BRA	72-73	41-87	53-69	60-73	- -	65-46	5	1	4	291	348	6
6	CHN	44-79	38-97	34-81	41-80	46-65	- -	5	0	5	203	402	5

Legend:

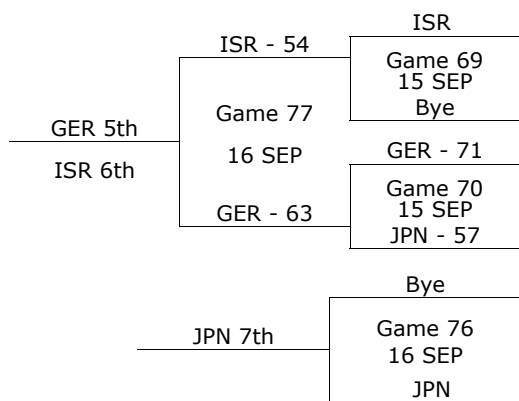
GP Games Played W-L Win-Loss



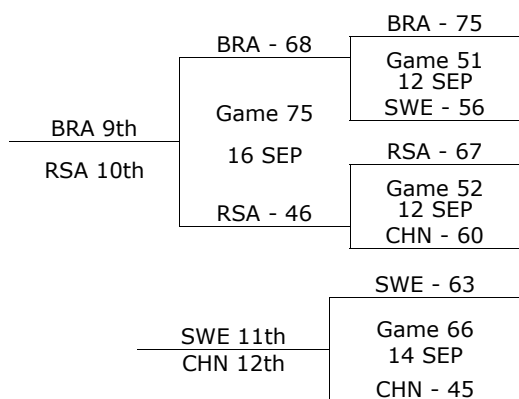
**FINAL STANDINGS** As of 16 SEP 2008

最后排名

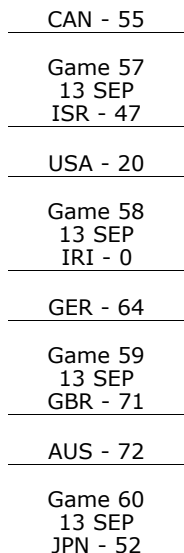
**Classification 5th-8th**




**Classification 9th-12th**



**Quarterfinals**



**Semifinals**



**Final**



Final Standings				
Medal	Rank	Team	GP	W-L
Gold	1	AUS	8	7-1
Silver	2	CAN	8	7-1
Bronze	3	GBR	8	6-2
	4	USA	8	5-3
	5	GER	8	5-3
	6	ISR	7	2-5
	7	JPN	7	2-5
	9	BRA	7	3-4
	10	RSA	7	2-5
	11	SWE	7	2-5
	12	CHN	7	0-7
		IRI		DSQ

**Legend:**

DSQ Disqualified      GP Games Played      W-L Win-Loss



FINAL STANDINGS As of 16 SEP 2008

最后排名

Group A								Games			Points		Class.
Rank		CAN	GER	IRI	JPN	RSA	SWE	Played	Won	Lost	For	Against	Points
1	CAN	- -	62-59	93-62	75-48	80-55	62-52	5	5	0	372	276	10
2	GER	59-62	- -	73-63	56-58	96-43	78-72	5	3	2	362	298	8
3	IRI	62-93	63-73	- -	69-50	73-62	92-66	5	3	2	359	344	8
4	JPN	48-75	58-56	50-69	- -	60-58	49-61	5	2	3	265	319	7
5	RSA	55-80	43-96	62-73	58-60	- -	64-58	5	1	4	282	367	6
6	SWE	52-62	72-78	66-92	61-49	58-64	- -	5	1	4	309	345	6

Group B								Games			Points		Class.
Rank		AUS	USA	GBR	ISR	BRA	CHN	Played	Won	Lost	For	Against	Points
1	AUS	- -	61-68	67-48	66-59	73-72	79-44	5	4	1	346	291	9
2	USA	68-61	- -	50-54	76-53	87-41	97-38	5	4	1	378	247	9
3	GBR	48-67	54-50	- -	82-67	69-53	81-34	5	4	1	334	271	9
4	ISR	59-66	53-76	67-82	- -	73-60	80-41	5	2	3	332	325	7
5	BRA	72-73	41-87	53-69	60-73	- -	65-46	5	1	4	291	348	6
6	CHN	44-79	38-97	34-81	41-80	46-65	- -	5	0	5	203	402	5

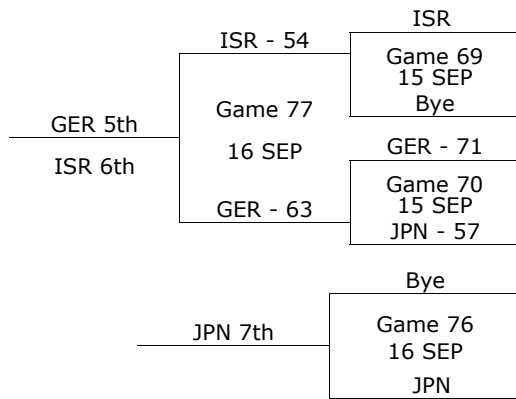
Legend:

GP Games Played W-L Win-Loss

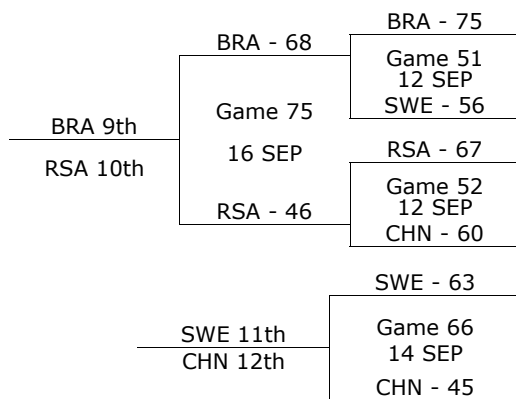


**FINAL STANDINGS** As of 16 SEP 2008  
最后排名

**Classification 5th-8th**



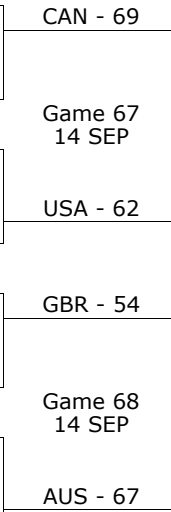
**Classification 9th-12th**



**Quarterfinals**



**Semifinals**



**Final**



**Final 3-4**

Final Standings				
Medal	Rank	Team	GP	W-L
Gold	1	AUS	8	7-1
Silver	2	CAN	8	7-1
Bronze	3	GBR	8	6-2
	4	USA	8	5-3
	5	GER	8	5-3
	6	ISR	7	2-5
	7	JPN	7	2-5
	8	BRA	7	3-4
	9	RSA	7	2-5
	10	SWE	7	2-5
	11	CHN	7	0-7
		IRI		DSQ

**Legend:**

DSQ Disqualified      GP Games Played      W-L Win-Loss



OVERALL TEAM STATISTICS As of 7 SEP 2008

全队技术统计

Team	GP		Field Goals		2 Points		3 Points		Free Throws		Rebounds			AS	TO	ST	BS	PF	PTS	PPG
			M/A	%	M/A	%	M/A	%	M/A	%	OR	DR	TOT							
AUS	0	For																	0	0.0
		Agn																		0
BRA	0	For																	0	0.0
		Agn																		0
CAN	0	For																	0	0.0
		Agn																		0
CHN	0	For																	0	0.0
		Agn																		0
GBR	0	For																	0	0.0
		Agn																		0
GER	0	For																	0	0.0
		Agn																		0
IRI	1	For	32/67	48	29/57	51	3/10	30	6/16	38	7	30	37	15	7	9		19	73	73.0
		Agn	24/58	41	20/46	43	4/12	33	10/19	53	9	30	39	9	16	5		16	62	62.0
ISR	0	For																	0	0.0
		Agn																		0
JPN	0	For																	0	0.0
		Agn																		0
RSA	1	For	24/58	41	20/46	43	4/12	33	10/19	53	9	30	39	9	16	5		16	62	62.0
		Agn	32/67	48	29/57	51	3/10	30	6/16	38	7	30	37	15	7	9		19	73	73.0
SWE	0	For																	0	0.0
		Agn																		0
USA	0	For																	0	0.0
		Agn																		0
<b>Totals</b>	<b>1</b>		56/125	45	49/103	48	7/22	32	16/35	46	16	60	76	24	23	14		35	135	135.0
<b>Avg. per Game</b>											16	60	76	24	23	14		35	135.0	

Legend:

%	Shooting Percentage	Agn	Against	AS	Assists	Avg	Average
BS	Blocked Shots	DR	Defensive Rebounds	GP	Games Played	M/A	Made/Attempt
OR	Offensive Rebounds	PF	Fouls	PPG	Points Per Game	PTS	Points
ST	Steals	TO	Turnovers	TOT	Total Rebounds		



OVERALL TEAM STATISTICS As of 8 SEP 2008  
全队技术统计

Team	GP		Field Goals		2 Points		3 Points		Free Throws		Rebounds			AS	TO	ST	BS	PF	PTS	PPG
			M/A	%	M/A	%	M/A	%	M/A	%	OR	DR	TOT							
AUS	1	For	30/62	48	30/58	52	0/4	0	13/21	62	11	24	35	14	11	10		22	73	73.0
		Agn	29/52	56	27/44	61	2/8	25	12/25	48	5	22	27	9	11	6		19	72	72.0
BRA	2	For	44/105	42	41/85	48	3/20	15	22/43	51	12	48	60	14	31	12		37	113	56.5
		Agn	66/127	52	60/115	52	6/12	50	22/42	52	21	57	78	32	21	23		43	160	80.0
CAN	2	For	53/125	42	48/111	43	5/14	36	31/51	61	22	63	85	33	22	13	4	33	142	71.0
		Agn	46/121	38	40/101	40	6/20	30	16/32	50	15	59	74	17	30	12	1	48	114	57.0
CHN	2	For	34/118	29	34/113	30	0/5	0	7/13	54	15	54	69	15	37	6		35	75	37.5
		Agn	71/139	51	69/130	53	2/9	22	17/32	53	22	68	90	33	17	19	3	22	161	80.5
GBR	1	For	35/71	49	33/63	52	2/8	25	9/18	50	14	34	48	13	7	8	2	10	81	81.0
		Agn	16/63	25	16/61	26	0/2	0	2/4	50	11	27	38	4	16	2		20	34	34.0
GER	2	For	34/99	34	33/88	38	1/11	9	19/35	54	11	49	60	13	15	10	1	37	88	44.0
		Agn	38/90	42	36/82	44	2/8	25	16/30	53	10	59	69	18	25	6	2	32	94	47.0
IRI	2	For	68/142	48	56/111	50	12/31	39	17/32	53	19	63	82	27	18	18	1	42	165	82.5
		Agn	50/122	41	46/106	43	4/16	25	24/42	57	17	57	74	22	30	9	2	37	128	64.0
ISR	2	For	56/128	44	55/120	46	1/8	13	20/31	65	20	61	81	31	23	14	2	29	133	66.5
		Agn	50/121	41	48/111	43	2/10	20	15/29	52	17	57	74	29	30	11	2	31	117	58.5
JPN	2	For	35/95	37	32/76	42	3/19	16	8/19	42	12	56	68	21	21	7		32	81	40.5
		Agn	35/93	38	34/89	38	1/4	25	19/36	53	12	52	64	16	10	9	1	24	90	45.0
RSA	2	For	48/114	42	38/91	42	10/23	43	11/22	50	16	52	68	16	35	12	1	39	117	58.5
		Agn	62/128	48	56/112	50	6/16	38	23/44	52	21	55	76	36	17	19	2	29	153	76.5
SWE	2	For	49/123	40	49/117	42	0/6	0	29/53	55	17	67	84	26	20	8	2	33	127	63.5
		Agn	56/144	39	44/104	42	12/40	30	17/28	61	22	68	90	27	19	13	1	46	141	70.5
USA	2	For	68/131	52	60/116	52	8/15	53	19/41	46	23	63	86	36	19	20	2	37	163	81.5
		Agn	35/113	31	33/94	35	2/19	11	22/35	63	19	53	72	16	33	9	1	35	94	47.0
<b>Totals</b>	<b>11</b>		<b>554/1313</b>	<b>42</b>	<b>509/1149</b>	<b>44</b>	<b>45/164</b>	<b>27</b>	<b>205/379</b>	<b>54</b>	<b>192</b>	<b>634</b>	<b>826</b>	<b>259</b>	<b>259</b>	<b>138</b>	<b>15</b>	<b>386</b>	<b>1358</b>	<b>123.5</b>
<b>Avg. per Game</b>											<b>17</b>	<b>59</b>	<b>75</b>	<b>25</b>	<b>25</b>	<b>14</b>	<b>1</b>	<b>35</b>	<b>123.5</b>	

Legend:

%	Shooting Percentage	Agn	Against	AS	Assists	Avg	Average
BS	Blocked Shots	DR	Defensive Rebounds	GP	Games Played	M/A	Made/Attempt
OR	Offensive Rebounds	PF	Fouls	PPG	Points Per Game	PTS	Points
ST	Steals	TO	Turnovers	TOT	Total Rebounds		



OVERALL TEAM STATISTICS As of 8 SEP 2008  
全队技术统计

Team	GP	Field Goals		2 Points		3 Points		Free Throws		Rebounds			AS	TO	ST	BS	PF	PTS	PPG	
		M/A	%	M/A	%	M/A	%	M/A	%	OR	DR	TOT								
AUS	1	For	30/62	48	30/58	52	0/4	0	13/21	62	11	24	35	14	11	10		22	73	73.0
		Agn	29/52	56	27/44	61	2/8	25	12/25	48	5	22	27	9	11	6		19	72	72.0
BRA	2	For	44/105	42	41/85	48	3/20	15	22/43	51	12	48	60	14	31	12		37	113	56.5
		Agn	66/127	52	60/115	52	6/12	50	22/42	52	21	57	78	32	21	23		43	160	80.0
CAN	2	For	53/125	42	48/111	43	5/14	36	31/51	61	22	63	85	33	22	13	4	33	142	71.0
		Agn	46/121	38	40/101	40	6/20	30	16/32	50	15	59	74	17	30	12	1	48	114	57.0
CHN	2	For	34/118	29	34/113	30	0/5	0	7/13	54	15	54	69	15	37	6		35	75	37.5
		Agn	71/139	51	69/130	53	2/9	22	17/32	53	22	68	90	33	17	19	3	22	161	80.5
GBR	1	For	35/71	49	33/63	52	2/8	25	9/18	50	14	34	48	13	7	8	2	10	81	81.0
		Agn	16/63	25	16/61	26	0/2	0	2/4	50	11	27	38	4	16	2		20	34	34.0
GER	2	For	45/137	33	43/124	35	2/13	15	23/42	55	17	66	83	20	18	15	1	44	115	57.5
		Agn	50/118	42	47/107	44	3/11	27	17/33	52	11	80	91	20	33	8	2	38	120	60.0
IRI	2	For	68/142	48	56/111	50	12/31	39	17/32	53	19	63	82	27	18	18	1	42	165	82.5
		Agn	50/122	41	46/106	43	4/16	25	24/42	57	17	57	74	22	30	9	2	37	128	64.0
ISR	2	For	56/128	44	55/120	46	1/8	13	20/31	65	20	61	81	31	23	14	2	29	133	66.5
		Agn	50/121	41	48/111	43	2/10	20	15/29	52	17	57	74	29	30	11	2	31	117	58.5
JPN	2	For	47/123	38	43/101	43	4/22	18	9/22	41	13	77	90	23	29	9		38	107	53.5
		Agn	46/131	35	44/125	35	2/6	33	23/43	53	18	69	87	23	13	14	1	31	117	58.5
RSA	2	For	48/114	42	38/91	42	10/23	43	11/22	50	16	52	68	16	35	12	1	39	117	58.5
		Agn	62/128	48	56/112	50	6/16	38	23/44	52	21	55	76	36	17	19	2	29	153	76.5
SWE	2	For	49/123	40	49/117	42	0/6	0	29/53	55	17	67	84	26	20	8	2	33	127	63.5
		Agn	56/144	39	44/104	42	12/40	30	17/28	61	22	68	90	27	19	13	1	46	141	70.5
USA	2	For	68/131	52	60/116	52	8/15	53	19/41	46	23	63	86	36	19	20	2	37	163	81.5
		Agn	35/113	31	33/94	35	2/19	11	22/35	63	19	53	72	16	33	9	1	35	94	47.0
<b>Totals</b>	<b>11</b>		<b>577/1379</b>	<b>42</b>	<b>530/1210</b>	<b>44</b>	<b>47/169</b>	<b>28</b>	<b>210/389</b>	<b>54</b>	<b>199</b>	<b>672</b>	<b>871</b>	<b>268</b>	<b>270</b>	<b>145</b>	<b>15</b>	<b>399</b>	<b>1411</b>	<b>128.3</b>
<b>Avg. per Game</b>											<b>18</b>	<b>61</b>	<b>79</b>	<b>24</b>	<b>26</b>	<b>13</b>	<b>1</b>	<b>36</b>	<b>128.3</b>	

Legend:

%	Shooting Percentage	Agn	Against	AS	Assists	Avg	Average
BS	Blocked Shots	DR	Defensive Rebounds	GP	Games Played	M/A	Made/Attempt
OR	Offensive Rebounds	PF	Fouls	PPG	Points Per Game	PTS	Points
ST	Steals	TO	Turnovers	TOT	Total Rebounds		



OVERALL TEAM STATISTICS As of 8 SEP 2008  
全队技术统计

Team	GP		Field Goals		2 Points		3 Points		Free Throws		Rebounds			AS	TO	ST	BS	PF	PTS	PPG
			M/A	%	M/A	%	M/A	%	M/A	%	OR	DR	TOT							
AUS	2	For	57/113	50	55/103	53	2/10	20	24/37	65	15	55	70	24	19	12		48	140	70.0
		Agn	47/107	44	45/91	49	2/16	13	24/46	52	13	44	57	15	18	6		40	120	60.0
BRA	2	For	44/105	42	41/85	48	3/20	15	22/43	51	12	48	60	14	31	12		37	113	56.5
		Agn	66/127	52	60/115	52	6/12	50	22/42	52	21	57	78	32	21	23		43	160	80.0
CAN	2	For	53/125	42	48/111	43	5/14	36	31/51	61	22	63	85	33	22	13	4	33	142	71.0
		Agn	46/121	38	40/101	40	6/20	30	16/32	50	15	59	74	17	30	12	1	48	114	57.0
CHN	2	For	34/118	29	34/113	30	0/5	0	7/13	54	15	54	69	15	37	6		35	75	37.5
		Agn	71/139	51	69/130	53	2/9	22	17/32	53	22	68	90	33	17	19	3	22	161	80.5
GBR	2	For	53/126	42	51/110	46	2/16	13	21/39	54	22	56	78	19	14	8	2	31	129	64.5
		Agn	43/114	38	41/106	39	2/8	25	13/20	65	15	58	73	14	24	4		46	101	50.5
GER	2	For	45/137	33	43/124	35	2/13	15	23/42	55	17	66	83	20	18	15	1	44	115	57.5
		Agn	50/118	42	47/107	44	3/11	27	17/33	52	11	80	91	20	33	8	2	38	120	60.0
IRI	2	For	68/142	48	56/111	50	12/31	39	17/32	53	19	63	82	27	18	18	1	42	165	82.5
		Agn	50/122	41	46/106	43	4/16	25	24/42	57	17	57	74	22	30	9	2	37	128	64.0
ISR	2	For	56/128	44	55/120	46	1/8	13	20/31	65	20	61	81	31	23	14	2	29	133	66.5
		Agn	50/121	41	48/111	43	2/10	20	15/29	52	17	57	74	29	30	11	2	31	117	58.5
JPN	2	For	47/123	38	43/101	43	4/22	18	9/22	41	13	77	90	23	29	9		38	107	53.5
		Agn	46/131	35	44/125	35	2/6	33	23/43	53	18	69	87	23	13	14	1	31	117	58.5
RSA	2	For	48/114	42	38/91	42	10/23	43	11/22	50	16	52	68	16	35	12	1	39	117	58.5
		Agn	62/128	48	56/112	50	6/16	38	23/44	52	21	55	76	36	17	19	2	29	153	76.5
SWE	2	For	49/123	40	49/117	42	0/6	0	29/53	55	17	67	84	26	20	8	2	33	127	63.5
		Agn	56/144	39	44/104	42	12/40	30	17/28	61	22	68	90	27	19	13	1	46	141	70.5
USA	2	For	68/131	52	60/116	52	8/15	53	19/41	46	23	63	86	36	19	20	2	37	163	81.5
		Agn	35/113	31	33/94	35	2/19	11	22/35	63	19	53	72	16	33	9	1	35	94	47.0
<b>Totals</b>	<b>12</b>		<b>622/1485</b>	<b>42</b>	<b>573/1302</b>	<b>44</b>	<b>49/183</b>	<b>27</b>	<b>233/426</b>	<b>55</b>	<b>211</b>	<b>725</b>	<b>936</b>	<b>284</b>	<b>285</b>	<b>147</b>	<b>15</b>	<b>446</b>	<b>1526</b>	<b>127.2</b>
<b>Avg. per Game</b>											<b>19</b>	<b>60</b>	<b>78</b>	<b>25</b>	<b>25</b>	<b>12</b>	<b>1</b>	<b>37</b>	<b>127.2</b>	

Legend:

%	Shooting Percentage	Agn	Against	AS	Assists	Avg	Average
BS	Blocked Shots	DR	Defensive Rebounds	GP	Games Played	M/A	Made/Attempt
OR	Offensive Rebounds	PF	Fouls	PPG	Points Per Game	PTS	Points
ST	Steals	TO	Turnovers	TOT	Total Rebounds		





OVERALL TEAM STATISTICS As of 9 SEP 2008

全队技术统计

Team	GP		Field Goals		2 Points		3 Points		Free Throws		Rebounds			AS	TO	ST	BS	PF	PTS	PPG
			M/A	%	M/A	%	M/A	%	M/A	%	OR	DR	TOT							
AUS	2	For	57/113	50	55/103	53	2/10	20	24/37	65	15	55	70	24	19	12		48	140	70.0
		Agn	47/107	44	45/91	49	2/16	13	24/46	52	13	44	57	15	18	6		40	120	60.0
BRA	3	For	67/160	42	61/129	47	6/31	19	33/57	58	20	74	94	24	48	20	3	68	173	57.7
		Agn	95/184	52	88/167	53	7/17	41	36/82	44	35	83	118	44	31	29	1	58	233	77.7
CAN	2	For	53/125	42	48/111	43	5/14	36	31/51	61	22	63	85	33	22	13	4	33	142	71.0
		Agn	46/121	38	40/101	40	6/20	30	16/32	50	15	59	74	17	30	12	1	48	114	57.0
CHN	2	For	34/118	29	34/113	30	0/5	0	7/13	54	15	54	69	15	37	6		35	75	37.5
		Agn	71/139	51	69/130	53	2/9	22	17/32	53	22	68	90	33	17	19	3	22	161	80.5
GBR	2	For	53/126	42	51/110	46	2/16	13	21/39	54	22	56	78	19	14	8	2	31	129	64.5
		Agn	43/114	38	41/106	39	2/8	25	13/20	65	15	58	73	14	24	4		46	101	50.5
GER	2	For	45/137	33	43/124	35	2/13	15	23/42	55	17	66	83	20	18	15	1	44	115	57.5
		Agn	50/118	42	47/107	44	3/11	27	17/33	52	11	80	91	20	33	8	2	38	120	60.0
IRI	3	For	80/173	46	66/131	50	14/42	33	18/37	49	23	75	98	31	28	29	1	51	192	64.0
		Agn	59/145	41	55/126	44	4/19	21	27/51	53	23	72	95	27	47	12	2	45	149	49.7
ISR	3	For	85/185	46	83/172	48	2/13	15	34/71	48	34	87	121	43	33	20	3	44	206	68.7
		Agn	73/176	41	68/155	44	5/21	24	26/43	60	25	83	108	39	47	19	5	62	177	59.0
JPN	3	For	56/146	38	52/121	43	4/25	16	12/31	39	19	92	111	28	46	12		46	128	42.7
		Agn	58/162	36	54/145	37	4/17	24	24/48	50	22	81	103	27	23	25	1	40	144	48.0
RSA	2	For	48/114	42	38/91	42	10/23	43	11/22	50	16	52	68	16	35	12	1	39	117	58.5
		Agn	62/128	48	56/112	50	6/16	38	23/44	52	21	55	76	36	17	19	2	29	153	76.5
SWE	2	For	49/123	40	49/117	42	0/6	0	29/53	55	17	67	84	26	20	8	2	33	127	63.5
		Agn	56/144	39	44/104	42	12/40	30	17/28	61	22	68	90	27	19	13	1	46	141	70.5
USA	2	For	68/131	52	60/116	52	8/15	53	19/41	46	23	63	86	36	19	20	2	37	163	81.5
		Agn	35/113	31	33/94	35	2/19	11	22/35	63	19	53	72	16	33	9	1	35	94	47.0
<b>Totals</b>	<b>14</b>		<b>695/1651</b>	<b>42</b>	<b>640/1438</b>	<b>45</b>	<b>55/213</b>	<b>26</b>	<b>262/494</b>	<b>53</b>	<b>243</b>	<b>804</b>	<b>1047</b>	<b>315</b>	<b>339</b>	<b>175</b>	<b>19</b>	<b>509</b>	<b>1707</b>	<b>121.9</b>
<b>Avg. per Game</b>											<b>17</b>	<b>57</b>	<b>76</b>	<b>24</b>	<b>24</b>	<b>14</b>	<b>1</b>	<b>36</b>	<b>121.9</b>	

<b>Legend:</b>						
%	Shooting Percentage	<b>Agn</b>	Against	<b>AS</b>	Assists	<b>Avg</b>
<b>BS</b>	Blocked Shots	<b>DR</b>	Defensive Rebounds	<b>GP</b>	Games Played	<b>M/A</b>
<b>OR</b>	Offensive Rebounds	<b>PF</b>	Fouls	<b>PPG</b>	Points Per Game	<b>PTS</b>
<b>ST</b>	Steals	<b>TO</b>	Turnovers	<b>TOT</b>	Total Rebounds	Average Made/Attempt Points



OVERALL TEAM STATISTICS As of 9 SEP 2008  
全队技术统计

Team	GP		Field Goals		2 Points		3 Points		Free Throws		Rebounds			AS	TO	ST	BS	PF	PTS	PPG
			M/A	%	M/A	%	M/A	%	M/A	%	OR	DR	TOT							
AUS	3	For	66/138	48	64/126	51	2/12	17	26/42	62	21	65	86	29	25	16		49	160	53.3
		Agn	56/127	44	54/111	49	2/16	13	24/46	52	14	56	70	20	26	10	1	46	138	46.0
BRA	3	For	67/160	42	61/129	47	6/31	19	33/57	58	20	74	94	24	48	20	3	68	173	57.7
		Agn	95/184	52	88/167	53	7/17	41	36/82	44	35	83	118	44	31	29	1	58	233	77.7
CAN	2	For	53/125	42	48/111	43	5/14	36	31/51	61	22	63	85	33	22	13	4	33	142	71.0
		Agn	46/121	38	40/101	40	6/20	30	16/32	50	15	59	74	17	30	12	1	48	114	57.0
CHN	3	For	43/138	31	43/133	32	0/5	0	7/13	54	16	66	82	20	45	10	1	41	93	31.0
		Agn	80/164	49	78/153	51	2/11	18	19/37	51	28	78	106	38	23	23	3	23	181	60.3
GBR	2	For	53/126	42	51/110	46	2/16	13	21/39	54	22	56	78	19	14	8	2	31	129	64.5
		Agn	43/114	38	41/106	39	2/8	25	13/20	65	15	58	73	14	24	4		46	101	50.5
GER	2	For	45/137	33	43/124	35	2/13	15	23/42	55	17	66	83	20	18	15	1	44	115	57.5
		Agn	50/118	42	47/107	44	3/11	27	17/33	52	11	80	91	20	33	8	2	38	120	60.0
IRI	3	For	95/206	46	80/161	50	15/45	33	29/57	51	35	90	125	33	31	30	1	60	234	78.0
		Agn	70/183	38	66/156	42	4/27	15	34/64	53	35	80	115	33	52	14	2	62	178	59.3
ISR	3	For	85/185	46	83/172	48	2/13	15	34/71	48	34	87	121	43	33	20	3	44	206	68.7
		Agn	73/176	41	68/155	44	5/21	24	26/43	60	25	83	108	39	47	19	5	62	177	59.0
JPN	3	For	67/184	36	63/151	42	4/33	12	19/44	43	31	100	131	34	51	14		63	157	52.3
		Agn	73/195	37	68/175	39	5/20	25	35/68	51	34	96	130	29	26	26	1	49	186	62.0
RSA	2	For	48/114	42	38/91	42	10/23	43	11/22	50	16	52	68	16	35	12	1	39	117	58.5
		Agn	62/128	48	56/112	50	6/16	38	23/44	52	21	55	76	36	17	19	2	29	153	76.5
SWE	2	For	49/123	40	49/117	42	0/6	0	29/53	55	17	67	84	26	20	8	2	33	127	63.5
		Agn	56/144	39	44/104	42	12/40	30	17/28	61	22	68	90	27	19	13	1	46	141	70.5
USA	2	For	68/131	52	60/116	52	8/15	53	19/41	46	23	63	86	36	19	20	2	37	163	81.5
		Agn	35/113	31	33/94	35	2/19	11	22/35	63	19	53	72	16	33	9	1	35	94	47.0
<b>Totals</b>	<b>15</b>		<b>739/1767</b>	<b>42</b>	<b>683/1541</b>	<b>44</b>	<b>56/226</b>	<b>25</b>	<b>282/532</b>	<b>53</b>	<b>274</b>	<b>849</b>	<b>1123</b>	<b>333</b>	<b>361</b>	<b>186</b>	<b>20</b>	<b>542</b>	<b>1816</b>	<b>121.1</b>
<b>Avg. per Game</b>											<b>18</b>	<b>58</b>	<b>76</b>	<b>22</b>	<b>24</b>	<b>12</b>	<b>1</b>	<b>36</b>	<b>121.1</b>	

<b>Legend:</b>						
%	Shooting Percentage	<b>Agn</b>	Against	<b>AS</b>	Assists	<b>Avg</b>
<b>BS</b>	Blocked Shots	<b>DR</b>	Defensive Rebounds	<b>GP</b>	Games Played	<b>M/A</b>
<b>OR</b>	Offensive Rebounds	<b>PF</b>	Fouls	<b>PPG</b>	Points Per Game	<b>PTS</b>
<b>ST</b>	Steals	<b>TO</b>	Turnovers	<b>TOT</b>	Total Rebounds	Average Made/Attempt Points



OVERALL TEAM STATISTICS As of 9 SEP 2008  
全队技术统计

Team	GP	Field Goals		2 Points		3 Points		Free Throws		Rebounds			AS	TO	ST	BS	PF	PTS	PPG	
		M/A	%	M/A	%	M/A	%	M/A	%	OR	DR	TOT								
AUS	3	For	89/179	50	86/164	52	3/15	20	38/65	58	31	80	111	45	31	24	1	57	219	73.0
		Agn	68/157	43	66/141	47	2/16	13	26/49	53	18	69	87	27	41	13	1	65	164	54.7
BRA	3	For	67/160	42	61/129	47	6/31	19	33/57	58	20	74	94	24	48	20	3	68	173	57.7
		Agn	95/184	52	88/167	53	7/17	41	36/82	44	35	83	118	44	31	29	1	58	233	77.7
CAN	2	For	53/125	42	48/111	43	5/14	36	31/51	61	22	63	85	33	22	13	4	33	142	71.0
		Agn	46/121	38	40/101	40	6/20	30	16/32	50	15	59	74	17	30	12	1	48	114	57.0
CHN	3	For	55/168	33	55/163	34	0/5	0	9/16	56	20	79	99	27	60	13	1	60	119	39.7
		Agn	103/205	50	100/191	52	3/14	21	31/60	52	38	93	131	54	29	31	4	31	240	80.0
GBR	2	For	53/126	42	51/110	46	2/16	13	21/39	54	22	56	78	19	14	8	2	31	129	64.5
		Agn	43/114	38	41/106	39	2/8	25	13/20	65	15	58	73	14	24	4		46	101	50.5
GER	3	For	66/181	36	64/166	39	2/15	13	27/50	54	23	77	100	31	23	31	1	50	161	53.7
		Agn	57/136	42	54/123	44	3/13	23	19/36	53	11	97	108	23	60	12	2	49	136	45.3
IRI	3	For	95/206	46	80/161	50	15/45	33	29/57	51	35	90	125	33	31	30	1	60	234	78.0
		Agn	70/183	38	66/156	42	4/27	15	34/64	53	35	80	115	33	52	14	2	62	178	59.3
ISR	3	For	85/185	46	83/172	48	2/13	15	34/71	48	34	87	121	43	33	20	3	44	206	68.7
		Agn	73/176	41	68/155	44	5/21	24	26/43	60	25	83	108	39	47	19	5	62	177	59.0
JPN	3	For	67/184	36	63/151	42	4/33	12	19/44	43	31	100	131	34	51	14		63	157	52.3
		Agn	73/195	37	68/175	39	5/20	25	35/68	51	34	96	130	29	26	26	1	49	186	62.0
RSA	3	For	55/132	42	45/107	42	10/25	40	13/25	52	16	69	85	19	62	16	1	50	133	44.3
		Agn	83/172	48	77/154	50	6/18	33	27/52	52	27	66	93	47	22	35	2	35	199	66.3
SWE	2	For	49/123	40	49/117	42	0/6	0	29/53	55	17	67	84	26	20	8	2	33	127	63.5
		Agn	56/144	39	44/104	42	12/40	30	17/28	61	22	68	90	27	19	13	1	46	141	70.5
USA	2	For	68/131	52	60/116	52	8/15	53	19/41	46	23	63	86	36	19	20	2	37	163	81.5
		Agn	35/113	31	33/94	35	2/19	11	22/35	63	19	53	72	16	33	9	1	35	94	47.0
<b>Totals</b>	<b>16</b>		<b>802/1900</b>	<b>42</b>	<b>745/1667</b>	<b>45</b>	<b>57/233</b>	<b>24</b>	<b>302/569</b>	<b>53</b>	<b>294</b>	<b>905</b>	<b>1199</b>	<b>370</b>	<b>414</b>	<b>217</b>	<b>21</b>	<b>586</b>	<b>1963</b>	<b>122.7</b>
<b>Avg. per Game</b>											<b>18</b>	<b>58</b>	<b>76</b>	<b>23</b>	<b>27</b>	<b>15</b>	<b>1</b>	<b>38</b>	<b>122.7</b>	

Legend:

%	Shooting Percentage	Agn	Against	AS	Assists	Avg	Average
BS	Blocked Shots	DR	Defensive Rebounds	GP	Games Played	M/A	Made/Attempt
OR	Offensive Rebounds	PF	Fouls	PPG	Points Per Game	PTS	Points
ST	Steals	TO	Turnovers	TOT	Total Rebounds		



OVERALL TEAM STATISTICS As of 9 SEP 2008

全队技术统计

Team	GP	Field Goals		2 Points		3 Points		Free Throws		Rebounds			AS	TO	ST	BS	PF	PTS	PPG	
		M/A	%	M/A	%	M/A	%	M/A	%	OR	DR	TOT								
AUS	3	For	89/179	50	86/164	52	3/15	20	38/65	58	31	80	111	45	31	24	1	57	219	73.0
		Agn	68/157	43	66/141	47	2/16	13	26/49	53	18	69	87	27	41	13	1	65	164	54.7
BRA	3	For	67/160	42	61/129	47	6/31	19	33/57	58	20	74	94	24	48	20	3	68	173	57.7
		Agn	95/184	52	88/167	53	7/17	41	36/82	44	35	83	118	44	31	29	1	58	233	77.7
CAN	2	For	53/125	42	48/111	43	5/14	36	31/51	61	22	63	85	33	22	13	4	33	142	71.0
		Agn	46/121	38	40/101	40	6/20	30	16/32	50	15	59	74	17	30	12	1	48	114	57.0
CHN	3	For	55/168	33	55/163	34	0/5	0	9/16	56	20	79	99	27	60	13	1	60	119	39.7
		Agn	103/205	50	100/191	52	3/14	21	31/60	52	38	93	131	54	29	31	4	31	240	80.0
GBR	2	For	53/126	42	51/110	46	2/16	13	21/39	54	22	56	78	19	14	8	2	31	129	64.5
		Agn	43/114	38	41/106	39	2/8	25	13/20	65	15	58	73	14	24	4		46	101	50.5
GER	3	For	88/222	40	86/205	42	2/17	12	33/61	54	31	87	118	43	26	43	1	61	211	70.3
		Agn	67/154	44	62/137	45	5/17	29	24/45	53	11	110	121	27	78	15	2	60	163	54.3
IRI	3	For	95/206	46	80/161	50	15/45	33	29/57	51	35	90	125	33	31	30	1	60	234	78.0
		Agn	70/183	38	66/156	42	4/27	15	34/64	53	35	80	115	33	52	14	2	62	178	59.3
ISR	3	For	85/185	46	83/172	48	2/13	15	34/71	48	34	87	121	43	33	20	3	44	206	68.7
		Agn	73/176	41	68/155	44	5/21	24	26/43	60	25	83	108	39	47	19	5	62	177	59.0
JPN	3	For	67/184	36	63/151	42	4/33	12	19/44	43	31	100	131	34	51	14		63	157	52.3
		Agn	73/195	37	68/175	39	5/20	25	35/68	51	34	96	130	29	26	26	1	49	186	62.0
RSA	3	For	65/150	43	53/121	44	12/29	41	18/34	53	16	82	98	23	80	19	1	61	160	53.3
		Agn	105/213	49	99/193	51	6/20	30	33/63	52	35	76	111	59	25	47	2	46	249	83.0
SWE	2	For	49/123	40	49/117	42	0/6	0	29/53	55	17	67	84	26	20	8	2	33	127	63.5
		Agn	56/144	39	44/104	42	12/40	30	17/28	61	22	68	90	27	19	13	1	46	141	70.5
USA	2	For	68/131	52	60/116	52	8/15	53	19/41	46	23	63	86	36	19	20	2	37	163	81.5
		Agn	35/113	31	33/94	35	2/19	11	22/35	63	19	53	72	16	33	9	1	35	94	47.0
<b>Totals</b>	16		834/1959	43	775/1720	45	59/239	25	313/589	53	302	928	1230	386	435	232	21	608	2040	127.5
<b>Avg. per Game</b>											20	58	78	24	27	16	1	38	127.5	

<b>Legend:</b>							
%	Shooting Percentage	<b>Agn</b>	Against	<b>AS</b>	Assists	<b>Avg</b>	Average
<b>BS</b>	Blocked Shots	<b>DR</b>	Defensive Rebounds	<b>GP</b>	Games Played	<b>M/A</b>	Made/Attempt
<b>OR</b>	Offensive Rebounds	<b>PF</b>	Fouls	<b>PPG</b>	Points Per Game	<b>PTS</b>	Points
<b>ST</b>	Steals	<b>TO</b>	Turnovers	<b>TOT</b>	Total Rebounds		



OVERALL TEAM STATISTICS As of 9 SEP 2008

全队技术统计

Team	GP		Field Goals		2 Points		3 Points		Free Throws		Rebounds			AS	TO	ST	BS	PF	PTS	PPG
			M/A	%	M/A	%	M/A	%	M/A	%	OR	DR	TOT							
AUS	3	For	89/179	50	86/164	52	3/15	20	38/65	58	31	80	111	45	31	24	1	57	219	73.0
		Agn	68/157	43	66/141	47	2/16	13	26/49	53	18	69	87	27	41	13	1	65	164	54.7
BRA	3	For	67/160	42	61/129	47	6/31	19	33/57	58	20	74	94	24	48	20	3	68	173	57.7
		Agn	95/184	52	88/167	53	7/17	41	36/82	44	35	83	118	44	31	29	1	58	233	77.7
CAN	3	For	77/181	43	69/160	43	8/21	38	42/77	55	34	102	136	51	41	19	5	52	204	68.0
		Agn	67/184	36	59/159	37	8/25	32	24/50	48	23	88	111	27	43	21	2	71	166	55.3
CHN	3	For	55/168	33	55/163	34	0/5	0	9/16	56	20	79	99	27	60	13	1	60	119	39.7
		Agn	103/205	50	100/191	52	3/14	21	31/60	52	38	93	131	54	29	31	4	31	240	80.0
GBR	2	For	53/126	42	51/110	46	2/16	13	21/39	54	22	56	78	19	14	8	2	31	129	64.5
		Agn	43/114	38	41/106	39	2/8	25	13/20	65	15	58	73	14	24	4		46	101	50.5
GER	3	For	88/222	40	86/205	42	2/17	12	33/61	54	31	87	118	43	26	43	1	61	211	70.3
		Agn	67/154	44	62/137	45	5/17	29	24/45	53	11	110	121	27	78	15	2	60	163	54.3
IRI	3	For	95/206	46	80/161	50	15/45	33	29/57	51	35	90	125	33	31	30	1	60	234	78.0
		Agn	70/183	38	66/156	42	4/27	15	34/64	53	35	80	115	33	52	14	2	62	178	59.3
ISR	3	For	85/185	46	83/172	48	2/13	15	34/71	48	34	87	121	43	33	20	3	44	206	68.7
		Agn	73/176	41	68/155	44	5/21	24	26/43	60	25	83	108	39	47	19	5	62	177	59.0
JPN	3	For	67/184	36	63/151	42	4/33	12	19/44	43	31	100	131	34	51	14		63	157	52.3
		Agn	73/195	37	68/175	39	5/20	25	35/68	51	34	96	130	29	26	26	1	49	186	62.0
RSA	3	For	65/150	43	53/121	44	12/29	41	18/34	53	16	82	98	23	80	19	1	61	160	53.3
		Agn	105/213	49	99/193	51	6/20	30	33/63	52	35	76	111	59	25	47	2	46	249	83.0
SWE	3	For	70/186	38	68/175	39	2/11	18	37/71	52	25	96	121	36	33	17	3	56	179	59.7
		Agn	80/200	40	65/153	42	15/47	32	28/54	52	34	107	141	45	38	19	2	65	203	67.7
USA	2	For	68/131	52	60/116	52	8/15	53	19/41	46	23	63	86	36	19	20	2	37	163	81.5
		Agn	35/113	31	33/94	35	2/19	11	22/35	63	19	53	72	16	33	9	1	35	94	47.0
<b>Totals</b>	17		879/2078	42	815/1827	45	64/251	25	332/633	52	322	996	1318	414	467	247	23	650	2154	126.7
<b>Avg. per Game</b>											20	60	79	24	27	16	1	38	126.7	

Legend:

%	Shooting Percentage	Agn	Against	AS	Assists	Avg	Average
BS	Blocked Shots	DR	Defensive Rebounds	GP	Games Played	M/A	Made/Attempt
OR	Offensive Rebounds	PF	Fouls	PPG	Points Per Game	PTS	Points
ST	Steals	TO	Turnovers	TOT	Total Rebounds		



OVERALL TEAM STATISTICS As of 9 SEP 2008  
全队技术统计

Team	GP		Field Goals		2 Points		3 Points		Free Throws		Rebounds			AS	TO	ST	BS	PF	PTS	PPG
			M/A	%	M/A	%	M/A	%	M/A	%	OR	DR	TOT							
AUS	3	For	89/179	50	86/164	52	3/15	20	38/65	58	31	80	111	45	31	24	1	57	219	73.0
		Agn	68/157	43	66/141	47	2/16	13	26/49	53	18	69	87	27	41	13	1	65	164	54.7
BRA	3	For	67/160	42	61/129	47	6/31	19	33/57	58	20	74	94	24	48	20	3	68	173	57.7
		Agn	95/184	52	88/167	53	7/17	41	36/82	44	35	83	118	44	31	29	1	58	233	77.7
CAN	3	For	77/181	43	69/160	43	8/21	38	42/77	55	34	102	136	51	41	19	5	52	204	68.0
		Agn	67/184	36	59/159	37	8/25	32	24/50	48	23	88	111	27	43	21	2	71	166	55.3
CHN	3	For	55/168	33	55/163	34	0/5	0	9/16	56	20	79	99	27	60	13	1	60	119	39.7
		Agn	103/205	50	100/191	52	3/14	21	31/60	52	38	93	131	54	29	31	4	31	240	80.0
GBR	3	For	76/181	42	70/156	45	6/25	24	25/52	48	27	90	117	33	25	11	2	50	183	61.0
		Agn	64/180	36	59/168	35	5/12	42	18/31	58	28	91	119	25	34	7		65	151	50.3
GER	3	For	88/222	40	86/205	42	2/17	12	33/61	54	31	87	118	43	26	43	1	61	211	70.3
		Agn	67/154	44	62/137	45	5/17	29	24/45	53	11	110	121	27	78	15	2	60	163	54.3
IRI	3	For	95/206	46	80/161	50	15/45	33	29/57	51	35	90	125	33	31	30	1	60	234	78.0
		Agn	70/183	38	66/156	42	4/27	15	34/64	53	35	80	115	33	52	14	2	62	178	59.3
ISR	3	For	85/185	46	83/172	48	2/13	15	34/71	48	34	87	121	43	33	20	3	44	206	68.7
		Agn	73/176	41	68/155	44	5/21	24	26/43	60	25	83	108	39	47	19	5	62	177	59.0
JPN	3	For	67/184	36	63/151	42	4/33	12	19/44	43	31	100	131	34	51	14		63	157	52.3
		Agn	73/195	37	68/175	39	5/20	25	35/68	51	34	96	130	29	26	26	1	49	186	62.0
RSA	3	For	65/150	43	53/121	44	12/29	41	18/34	53	16	82	98	23	80	19	1	61	160	53.3
		Agn	105/213	49	99/193	51	6/20	30	33/63	52	35	76	111	59	25	47	2	46	249	83.0
SWE	3	For	70/186	38	68/175	39	2/11	18	37/71	52	25	96	121	36	33	17	3	56	179	59.7
		Agn	80/200	40	65/153	42	15/47	32	28/54	52	34	107	141	45	38	19	2	65	203	67.7
USA	3	For	89/197	45	78/178	44	11/19	58	24/52	46	36	96	132	47	29	23	2	56	213	71.0
		Agn	58/168	35	52/140	37	6/28	21	26/48	54	24	87	111	30	44	12	1	54	148	49.3
<b>Totals</b>	<b>18</b>		<b>923/2199</b>	<b>42</b>	<b>852/1935</b>	<b>44</b>	<b>71/264</b>	<b>27</b>	<b>341/657</b>	<b>52</b>	<b>340</b>	<b>1063</b>	<b>1403</b>	<b>439</b>	<b>488</b>	<b>253</b>	<b>23</b>	<b>688</b>	<b>2258</b>	<b>125.4</b>
<b>Avg. per Game</b>											<b>20</b>	<b>59</b>	<b>79</b>	<b>24</b>	<b>27</b>	<b>14</b>	<b>1</b>	<b>38</b>	<b>125.4</b>	

Legend:

%	Shooting Percentage	Agn	Against	AS	Assists	Avg	Average
BS	Blocked Shots	DR	Defensive Rebounds	GP	Games Played	M/A	Made/Attempt
OR	Offensive Rebounds	PF	Fouls	PPG	Points Per Game	PTS	Points
ST	Steals	TO	Turnovers	TOT	Total Rebounds		



OVERALL TEAM STATISTICS As of 10 SEP 2008

全队技术统计

Team	GP		Field Goals		2 Points		3 Points		Free Throws		Rebounds			AS	TO	ST	BS	PF	PTS	PPG
			M/A	%	M/A	%	M/A	%	M/A	%	OR	DR	TOT							
AUS	3	For	89/179	50	86/164	52	3/15	20	38/65	58	31	80	111	45	31	24	1	57	219	73.0
		Agn	68/157	43	66/141	47	2/16	13	26/49	53	18	69	87	27	41	13	1	65	164	54.7
BRA	3	For	67/160	42	61/129	47	6/31	19	33/57	58	20	74	94	24	48	20	3	68	173	57.7
		Agn	95/184	52	88/167	53	7/17	41	36/82	44	35	83	118	44	31	29	1	58	233	77.7
CAN	4	For	112/256	44	101/229	44	11/27	41	44/87	51	56	131	187	68	51	30	5	73	279	69.8
		Agn	83/232	36	71/196	36	12/36	33	36/71	51	30	111	141	37	58	26	2	90	214	53.5
CHN	3	For	55/168	33	55/163	34	0/5	0	9/16	56	20	79	99	27	60	13	1	60	119	39.7
		Agn	103/205	50	100/191	52	3/14	21	31/60	52	38	93	131	54	29	31	4	31	240	80.0
GBR	3	For	76/181	42	70/156	45	6/25	24	25/52	48	27	90	117	33	25	11	2	50	183	61.0
		Agn	64/180	36	59/168	35	5/12	42	18/31	58	28	91	119	25	34	7		65	151	50.3
GER	3	For	88/222	40	86/205	42	2/17	12	33/61	54	31	87	118	43	26	43	1	61	211	70.3
		Agn	67/154	44	62/137	45	5/17	29	24/45	53	11	110	121	27	78	15	2	60	163	54.3
IRI	3	For	95/206	46	80/161	50	15/45	33	29/57	51	35	90	125	33	31	30	1	60	234	78.0
		Agn	70/183	38	66/156	42	4/27	15	34/64	53	35	80	115	33	52	14	2	62	178	59.3
ISR	3	For	85/185	46	83/172	48	2/13	15	34/71	48	34	87	121	43	33	20	3	44	206	68.7
		Agn	73/176	41	68/155	44	5/21	24	26/43	60	25	83	108	39	47	19	5	62	177	59.0
JPN	4	For	83/232	36	75/188	40	8/44	18	31/65	48	38	123	161	44	66	19		82	205	51.3
		Agn	108/270	40	100/244	41	8/26	31	37/78	47	56	125	181	46	36	37	1	70	261	65.3
RSA	3	For	65/150	43	53/121	44	12/29	41	18/34	53	16	82	98	23	80	19	1	61	160	53.3
		Agn	105/213	49	99/193	51	6/20	30	33/63	52	35	76	111	59	25	47	2	46	249	83.0
SWE	3	For	70/186	38	68/175	39	2/11	18	37/71	52	25	96	121	36	33	17	3	56	179	59.7
		Agn	80/200	40	65/153	42	15/47	32	28/54	52	34	107	141	45	38	19	2	65	203	67.7
USA	3	For	89/197	45	78/178	44	11/19	58	24/52	46	36	96	132	47	29	23	2	56	213	71.0
		Agn	58/168	35	52/140	37	6/28	21	26/48	54	24	87	111	30	44	12	1	54	148	49.3
<b>Totals</b>	<b>19</b>		<b>974/2322</b>	<b>42</b>	<b>896/2041</b>	<b>44</b>	<b>78/281</b>	<b>28</b>	<b>355/688</b>	<b>52</b>	<b>369</b>	<b>1115</b>	<b>1484</b>	<b>466</b>	<b>513</b>	<b>269</b>	<b>23</b>	<b>728</b>	<b>2381</b>	<b>125.3</b>
<b>Avg. per Game</b>											<b>19</b>	<b>60</b>	<b>78</b>	<b>26</b>	<b>27</b>	<b>14</b>	<b>1</b>	<b>38</b>	<b>125.3</b>	

Legend:

%	Shooting Percentage	Agn	Against	AS	Assists	Avg	Average
BS	Blocked Shots	DR	Defensive Rebounds	GP	Games Played	M/A	Made/Attempt
OR	Offensive Rebounds	PF	Fouls	PPG	Points Per Game	PTS	Points
ST	Steals	TO	Turnovers	TOT	Total Rebounds		



OVERALL TEAM STATISTICS As of 7 SEP 2008

全队技术统计

Team	GP		Field Goals		2 Points		3 Points		Free Throws		Rebounds			AS	TO	ST	BS	PF	PTS	PPG
			M/A	%	M/A	%	M/A	%	M/A	%	OR	DR	TOT							
AUS	0	For																	0	0.0
		Agn																		0
BRA	0	For																	0	0.0
		Agn																		0
CAN	0	For																	0	0.0
		Agn																		0
CHN	0	For																	0	0.0
		Agn																		0
GBR	0	For																	0	0.0
		Agn																		0
GER	0	For																	0	0.0
		Agn																		0
IRI	1	For	32/67	48	29/57	51	3/10	30	6/16	38	7	30	37	15	7	9		19	73	73.0
		Agn	24/58	41	20/46	43	4/12	33	10/19	53	9	30	39	9	16	5		16	62	62.0
ISR	0	For																	0	0.0
		Agn																		0
JPN	1	For	20/69	29	17/50	34	3/19	16	6/12	50	10	35	45	15	8	4		23	49	49.0
		Agn	23/59	39	23/57	40	0/2	0	15/30	50	9	40	49	13	6	4		12	61	61.0
RSA	1	For	24/58	41	20/46	43	4/12	33	10/19	53	9	30	39	9	16	5		16	62	62.0
		Agn	32/67	48	29/57	51	3/10	30	6/16	38	7	30	37	15	7	9		19	73	73.0
SWE	1	For	23/59	39	23/57	40	0/2	0	15/30	50	9	40	49	13	6	4		12	61	61.0
		Agn	20/69	29	17/50	34	3/19	16	6/12	50	10	35	45	15	8	4		23	49	49.0
USA	0	For																	0	0.0
		Agn																		0
<b>Totals</b>	<b>2</b>		99/253	39	89/210	42	10/43	23	37/77	48	35	135	170	52	37	22		70	245	122.5
<b>Avg. per Game</b>											19	69	85	26	20	11		35	122.5	

Legend:

%	Shooting Percentage	Agn	Against	AS	Assists	Avg	Average
BS	Blocked Shots	DR	Defensive Rebounds	GP	Games Played	M/A	Made/Attempt
OR	Offensive Rebounds	PF	Fouls	PPG	Points Per Game	PTS	Points
ST	Steals	TO	Turnovers	TOT	Total Rebounds		





OVERALL TEAM STATISTICS As of 10 SEP 2008

全队技术统计

Team	GP		Field Goals		2 Points		3 Points		Free Throws		Rebounds			AS	TO	ST	BS	PF	PTS	PPG
			M/A	%	M/A	%	M/A	%	M/A	%	OR	DR	TOT							
AUS	3	For	89/179	50	86/164	52	3/15	20	38/65	58	31	80	111	45	31	24	1	57	219	73.0
		Agn	68/157	43	66/141	47	2/16	13	26/49	53	18	69	87	27	41	13	1	65	164	54.7
BRA	3	For	67/160	42	61/129	47	6/31	19	33/57	58	20	74	94	24	48	20	3	68	173	57.7
		Agn	95/184	52	88/167	53	7/17	41	36/82	44	35	83	118	44	31	29	1	58	233	77.7
CAN	4	For	112/256	44	101/229	44	11/27	41	44/87	51	56	131	187	68	51	30	5	73	279	69.8
		Agn	83/232	36	71/196	36	12/36	33	36/71	51	30	111	141	37	58	26	2	90	214	53.5
CHN	3	For	55/168	33	55/163	34	0/5	0	9/16	56	20	79	99	27	60	13	1	60	119	39.7
		Agn	103/205	50	100/191	52	3/14	21	31/60	52	38	93	131	54	29	31	4	31	240	80.0
GBR	3	For	76/181	42	70/156	45	6/25	24	25/52	48	27	90	117	33	25	11	2	50	183	61.0
		Agn	64/180	36	59/168	35	5/12	42	18/31	58	28	91	119	25	34	7		65	151	50.3
GER	3	For	88/222	40	86/205	42	2/17	12	33/61	54	31	87	118	43	26	43	1	61	211	70.3
		Agn	67/154	44	62/137	45	5/17	29	24/45	53	11	110	121	27	78	15	2	60	163	54.3
IRI	3	For	95/206	46	80/161	50	15/45	33	29/57	51	35	90	125	33	31	30	1	60	234	78.0
		Agn	70/183	38	66/156	42	4/27	15	34/64	53	35	80	115	33	52	14	2	62	178	59.3
ISR	3	For	85/185	46	83/172	48	2/13	15	34/71	48	34	87	121	43	33	20	3	44	206	68.7
		Agn	73/176	41	68/155	44	5/21	24	26/43	60	25	83	108	39	47	19	5	62	177	59.0
JPN	4	For	83/232	36	75/188	40	8/44	18	31/65	48	38	123	161	44	66	19		82	205	51.3
		Agn	108/270	40	100/244	41	8/26	31	37/78	47	56	125	181	46	36	37	1	70	261	65.3
RSA	4	For	93/213	44	79/178	44	14/35	40	24/46	52	22	114	136	34	96	27	2	77	224	56.0
		Agn	131/277	47	125/255	49	6/22	27	39/80	49	47	105	152	72	41	54	2	64	307	76.8
SWE	4	For	96/250	38	94/237	40	2/13	15	43/88	49	37	125	162	49	49	24	3	74	237	59.3
		Agn	108/263	41	91/210	43	17/53	32	34/66	52	40	139	179	56	54	27	3	81	267	66.8
USA	3	For	89/197	45	78/178	44	11/19	58	24/52	46	36	96	132	47	29	23	2	56	213	71.0
		Agn	58/168	35	52/140	37	6/28	21	26/48	54	24	87	111	30	44	12	1	54	148	49.3
<b>Totals</b>	<b>20</b>		<b>1028/2449</b>	<b>42</b>	<b>948/2160</b>	<b>44</b>	<b>80/289</b>	<b>28</b>	<b>367/717</b>	<b>51</b>	<b>387</b>	<b>1176</b>	<b>1563</b>	<b>490</b>	<b>545</b>	<b>284</b>	<b>24</b>	<b>762</b>	<b>2503</b>	<b>125.2</b>
<b>Avg. per Game</b>											<b>19</b>	<b>60</b>	<b>78</b>	<b>26</b>	<b>27</b>	<b>14</b>	<b>1</b>	<b>38</b>	<b>125.2</b>	

Legend:

%	Shooting Percentage	Agn	Against	AS	Assists	Avg	Average
BS	Blocked Shots	DR	Defensive Rebounds	GP	Games Played	M/A	Made/Attempt
OR	Offensive Rebounds	PF	Fouls	PPG	Points Per Game	PTS	Points
ST	Steals	TO	Turnovers	TOT	Total Rebounds		



OVERALL TEAM STATISTICS As of 10 SEP 2008

全队技术统计

Team	GP		Field Goals		2 Points		3 Points		Free Throws		Rebounds			AS	TO	ST	BS	PF	PTS	PPG
			M/A	%	M/A	%	M/A	%	M/A	%	OR	DR	TOT							
AUS	4	For	90/181	50	87/166	52	3/15	20	38/65	58	31	80	111	46	31	24	1	57	221	55.3
		Agn	68/158	43	66/142	46	2/16	13	26/49	53	18	70	88	27	42	13	1	65	164	41.0
BRA	3	For	67/160	42	61/129	47	6/31	19	33/57	58	20	74	94	24	48	20	3	68	173	57.7
		Agn	95/184	52	88/167	53	7/17	41	36/82	44	35	83	118	44	31	29	1	58	233	77.7
CAN	4	For	112/256	44	101/229	44	11/27	41	44/87	51	56	131	187	68	51	30	5	73	279	69.8
		Agn	83/232	36	71/196	36	12/36	33	36/71	51	30	111	141	37	58	26	2	90	214	53.5
CHN	3	For	55/168	33	55/163	34	0/5	0	9/16	56	20	79	99	27	60	13	1	60	119	39.7
		Agn	103/205	50	100/191	52	3/14	21	31/60	52	38	93	131	54	29	31	4	31	240	80.0
GBR	3	For	76/181	42	70/156	45	6/25	24	25/52	48	27	90	117	33	25	11	2	50	183	61.0
		Agn	64/180	36	59/168	35	5/12	42	18/31	58	28	91	119	25	34	7		65	151	50.3
GER	4	For	122/295	41	120/271	44	2/24	8	38/70	54	46	111	157	61	38	52	1	84	284	71.0
		Agn	91/202	45	84/175	48	7/27	26	37/70	53	15	135	150	41	97	21	2	76	226	56.5
IRI	4	For	119/254	47	102/199	51	17/55	31	42/82	51	39	115	154	47	50	36	1	76	297	74.3
		Agn	104/256	41	100/222	45	4/34	12	39/73	53	50	104	154	51	64	23	2	85	251	62.8
ISR	4	For	85/186	46	83/173	48	2/13	15	34/71	48	34	88	122	43	34	20	3	44	206	51.5
		Agn	74/178	42	69/157	44	5/21	24	26/43	60	25	83	108	40	47	19	5	62	179	44.8
JPN	4	For	83/232	36	75/188	40	8/44	18	31/65	48	38	123	161	44	66	19		82	205	51.3
		Agn	108/270	40	100/244	41	8/26	31	37/78	47	56	125	181	46	36	37	1	70	261	65.3
RSA	4	For	93/213	44	79/178	44	14/35	40	24/46	52	22	114	136	34	96	27	2	77	224	56.0
		Agn	131/277	47	125/255	49	6/22	27	39/80	49	47	105	152	72	41	54	2	64	307	76.8
SWE	4	For	96/250	38	94/237	40	2/13	15	43/88	49	37	125	162	49	49	24	3	74	237	59.3
		Agn	108/263	41	91/210	43	17/53	32	34/66	52	40	139	179	56	54	27	3	81	267	66.8
USA	3	For	89/197	45	78/178	44	11/19	58	24/52	46	36	96	132	47	29	23	2	56	213	71.0
		Agn	58/168	35	52/140	37	6/28	21	26/48	54	24	87	111	30	44	12	1	54	148	49.3
<b>Totals</b>	<b>22</b>		<b>1087/2573</b>	<b>42</b>	<b>1005/2267</b>	<b>44</b>	<b>82/306</b>	<b>27</b>	<b>385/751</b>	<b>51</b>	<b>406</b>	<b>1226</b>	<b>1632</b>	<b>523</b>	<b>577</b>	<b>299</b>	<b>24</b>	<b>801</b>	<b>2641</b>	<b>120.0</b>
<b>Avg. per Game</b>											<b>18</b>	<b>57</b>	<b>74</b>	<b>25</b>	<b>26</b>	<b>15</b>	<b>1</b>	<b>36</b>	<b>120.0</b>	

Legend:

%	Shooting Percentage	Agn	Against	AS	Assists	Avg	Average
BS	Blocked Shots	DR	Defensive Rebounds	GP	Games Played	M/A	Made/Attempt
OR	Offensive Rebounds	PF	Fouls	PPG	Points Per Game	PTS	Points
ST	Steals	TO	Turnovers	TOT	Total Rebounds		



OVERALL TEAM STATISTICS As of 10 SEP 2008

全队技术统计

Team	GP		Field Goals		2 Points		3 Points		Free Throws		Rebounds			AS	TO	ST	BS	PF	PTS	PPG
			M/A	%	M/A	%	M/A	%	M/A	%	OR	DR	TOT							
AUS	4	For	114/237	48	111/219	51	3/18	17	54/92	59	43	104	147	69	44	33	3	71	285	71.3
		Agn	90/206	44	87/185	47	3/21	14	40/71	56	26	96	122	41	59	21	3	91	223	55.8
BRA	3	For	67/160	42	61/129	47	6/31	19	33/57	58	20	74	94	24	48	20	3	68	173	57.7
		Agn	95/184	52	88/167	53	7/17	41	36/82	44	35	83	118	44	31	29	1	58	233	77.7
CAN	4	For	112/256	44	101/229	44	11/27	41	44/87	51	56	131	187	68	51	30	5	73	279	69.8
		Agn	83/232	36	71/196	36	12/36	33	36/71	51	30	111	141	37	58	26	2	90	214	53.5
CHN	3	For	55/168	33	55/163	34	0/5	0	9/16	56	20	79	99	27	60	13	1	60	119	39.7
		Agn	103/205	50	100/191	52	3/14	21	31/60	52	38	93	131	54	29	31	4	31	240	80.0
GBR	3	For	76/181	42	70/156	45	6/25	24	25/52	48	27	90	117	33	25	11	2	50	183	61.0
		Agn	64/180	36	59/168	35	5/12	42	18/31	58	28	91	119	25	34	7		65	151	50.3
GER	4	For	122/295	41	120/271	44	2/24	8	38/70	54	46	111	157	61	38	52	1	84	284	71.0
		Agn	91/202	45	84/175	48	7/27	26	37/70	53	15	135	150	41	97	21	2	76	226	56.5
IRI	4	For	119/254	47	102/199	51	17/55	31	42/82	51	39	115	154	47	50	36	1	76	297	74.3
		Agn	104/256	41	100/222	45	4/34	12	39/73	53	50	104	154	51	64	23	2	85	251	62.8
ISR	4	For	107/234	46	104/216	48	3/18	17	48/93	52	42	114	156	57	51	28	5	70	265	66.3
		Agn	98/234	42	93/210	44	5/24	21	42/70	60	37	107	144	63	60	28	7	76	243	60.8
JPN	4	For	83/232	36	75/188	40	8/44	18	31/65	48	38	123	161	44	66	19		82	205	51.3
		Agn	108/270	40	100/244	41	8/26	31	37/78	47	56	125	181	46	36	37	1	70	261	65.3
RSA	4	For	93/213	44	79/178	44	14/35	40	24/46	52	22	114	136	34	96	27	2	77	224	56.0
		Agn	131/277	47	125/255	49	6/22	27	39/80	49	47	105	152	72	41	54	2	64	307	76.8
SWE	4	For	96/250	38	94/237	40	2/13	15	43/88	49	37	125	162	49	49	24	3	74	237	59.3
		Agn	108/263	41	91/210	43	17/53	32	34/66	52	40	139	179	56	54	27	3	81	267	66.8
USA	3	For	89/197	45	78/178	44	11/19	58	24/52	46	36	96	132	47	29	23	2	56	213	71.0
		Agn	58/168	35	52/140	37	6/28	21	26/48	54	24	87	111	30	44	12	1	54	148	49.3
<b>Totals</b>	<b>22</b>		<b>1133/2677</b>	<b>42</b>	<b>1050/2363</b>	<b>44</b>	<b>83/314</b>	<b>26</b>	<b>415/800</b>	<b>52</b>	<b>426</b>	<b>1276</b>	<b>1702</b>	<b>560</b>	<b>607</b>	<b>316</b>	<b>28</b>	<b>841</b>	<b>2764</b>	<b>125.6</b>
<b>Avg. per Game</b>											<b>19</b>	<b>58</b>	<b>77</b>	<b>25</b>	<b>29</b>	<b>14</b>	<b>1</b>	<b>38</b>	<b>125.6</b>	

Legend:

%	Shooting Percentage	Agn	Against	AS	Assists	Avg	Average
BS	Blocked Shots	DR	Defensive Rebounds	GP	Games Played	M/A	Made/Attempt
OR	Offensive Rebounds	PF	Fouls	PPG	Points Per Game	PTS	Points
ST	Steals	TO	Turnovers	TOT	Total Rebounds		



OVERALL TEAM STATISTICS As of 10 SEP 2008

全队技术统计

Team	GP		Field Goals		2 Points		3 Points		Free Throws		Rebounds			AS	TO	ST	BS	PF	PTS	PPG
			M/A	%	M/A	%	M/A	%	M/A	%	OR	DR	TOT							
AUS	4	For	114/237	48	111/219	51	3/18	17	54/92	59	43	104	147	69	44	33	3	71	285	71.3
		Agn	90/206	44	87/185	47	3/21	14	40/71	56	26	96	122	41	59	21	3	91	223	55.8
BRA	3	For	67/160	42	61/129	47	6/31	19	33/57	58	20	74	94	24	48	20	3	68	173	57.7
		Agn	95/184	52	88/167	53	7/17	41	36/82	44	35	83	118	44	31	29	1	58	233	77.7
CAN	4	For	112/256	44	101/229	44	11/27	41	44/87	51	56	131	187	68	51	30	5	73	279	69.8
		Agn	83/232	36	71/196	36	12/36	33	36/71	51	30	111	141	37	58	26	2	90	214	53.5
CHN	4	For	69/210	33	68/203	33	1/7	14	18/29	62	26	100	126	37	90	14	2	81	157	39.3
		Agn	146/276	53	140/251	56	6/25	24	39/76	51	49	116	165	74	35	53	5	44	337	84.3
GBR	3	For	76/181	42	70/156	45	6/25	24	25/52	48	27	90	117	33	25	11	2	50	183	61.0
		Agn	64/180	36	59/168	35	5/12	42	18/31	58	28	91	119	25	34	7		65	151	50.3
GER	4	For	122/295	41	120/271	44	2/24	8	38/70	54	46	111	157	61	38	52	1	84	284	71.0
		Agn	91/202	45	84/175	48	7/27	26	37/70	53	15	135	150	41	97	21	2	76	226	56.5
IRI	4	For	119/254	47	102/199	51	17/55	31	42/82	51	39	115	154	47	50	36	1	76	297	74.3
		Agn	104/256	41	100/222	45	4/34	12	39/73	53	50	104	154	51	64	23	2	85	251	62.8
ISR	4	For	107/234	46	104/216	48	3/18	17	48/93	52	42	114	156	57	51	28	5	70	265	66.3
		Agn	98/234	42	93/210	44	5/24	21	42/70	60	37	107	144	63	60	28	7	76	243	60.8
JPN	4	For	83/232	36	75/188	40	8/44	18	31/65	48	38	123	161	44	66	19		82	205	51.3
		Agn	108/270	40	100/244	41	8/26	31	37/78	47	56	125	181	46	36	37	1	70	261	65.3
RSA	4	For	93/213	44	79/178	44	14/35	40	24/46	52	22	114	136	34	96	27	2	77	224	56.0
		Agn	131/277	47	125/255	49	6/22	27	39/80	49	47	105	152	72	41	54	2	64	307	76.8
SWE	4	For	96/250	38	94/237	40	2/13	15	43/88	49	37	125	162	49	49	24	3	74	237	59.3
		Agn	108/263	41	91/210	43	17/53	32	34/66	52	40	139	179	56	54	27	3	81	267	66.8
USA	4	For	132/268	49	118/238	50	14/30	47	32/68	47	47	119	166	67	35	45	3	69	310	77.5
		Agn	72/210	34	65/180	36	7/30	23	35/61	57	30	108	138	40	74	13	2	75	186	46.5
<b>Totals</b>	<b>23</b>		<b>1190/2790</b>	<b>43</b>	<b>1103/2463</b>	<b>45</b>	<b>87/327</b>	<b>27</b>	<b>432/829</b>	<b>52</b>	<b>443</b>	<b>1320</b>	<b>1763</b>	<b>590</b>	<b>643</b>	<b>339</b>	<b>30</b>	<b>875</b>	<b>2899</b>	<b>126.0</b>
<b>Avg. per Game</b>											<b>19</b>	<b>57</b>	<b>78</b>	<b>27</b>	<b>29</b>	<b>16</b>	<b>1</b>	<b>38</b>	<b>126.0</b>	

<b>Legend:</b>						
%	Shooting Percentage	<b>Agn</b>	Against	<b>AS</b>	Assists	<b>Avg</b>
<b>BS</b>	Blocked Shots	<b>DR</b>	Defensive Rebounds	<b>GP</b>	Games Played	<b>M/A</b>
<b>OR</b>	Offensive Rebounds	<b>PF</b>	Fouls	<b>PPG</b>	Points Per Game	<b>PTS</b>
<b>ST</b>	Steals	<b>TO</b>	Turnovers	<b>TOT</b>	Total Rebounds	



OVERALL TEAM STATISTICS As of 10 SEP 2008

全队技术统计

Team	GP		Field Goals		2 Points		3 Points		Free Throws		Rebounds			AS	TO	ST	BS	PF	PTS	PPG
			M/A	%	M/A	%	M/A	%	M/A	%	OR	DR	TOT							
AUS	4	For	114/237	48	111/219	51	3/18	17	54/92	59	43	104	147	69	44	33	3	71	285	71.3
		Agn	90/206	44	87/185	47	3/21	14	40/71	56	26	96	122	41	59	21	3	91	223	55.8
BRA	4	For	89/221	40	80/170	47	9/51	18	39/70	56	26	96	122	31	54	21	4	101	226	56.5
		Agn	117/235	50	110/212	52	7/23	30	61/122	50	46	119	165	55	40	30	1	75	302	75.5
CAN	4	For	112/256	44	101/229	44	11/27	41	44/87	51	56	131	187	68	51	30	5	73	279	69.8
		Agn	83/232	36	71/196	36	12/36	33	36/71	51	30	111	141	37	58	26	2	90	214	53.5
CHN	4	For	69/210	33	68/203	33	1/7	14	18/29	62	26	100	126	37	90	14	2	81	157	39.3
		Agn	146/276	53	140/251	56	6/25	24	39/76	51	49	116	165	74	35	53	5	44	337	84.3
GBR	4	For	98/232	42	92/201	46	6/31	19	50/92	54	38	126	164	44	34	12	2	67	252	63.0
		Agn	86/241	36	78/209	37	8/32	25	24/44	55	34	113	147	32	40	8	1	98	204	51.0
GER	4	For	122/295	41	120/271	44	2/24	8	38/70	54	46	111	157	61	38	52	1	84	284	71.0
		Agn	91/202	45	84/175	48	7/27	26	37/70	53	15	135	150	41	97	21	2	76	226	56.5
IRI	4	For	119/254	47	102/199	51	17/55	31	42/82	51	39	115	154	47	50	36	1	76	297	74.3
		Agn	104/256	41	100/222	45	4/34	12	39/73	53	50	104	154	51	64	23	2	85	251	62.8
ISR	4	For	107/234	46	104/216	48	3/18	17	48/93	52	42	114	156	57	51	28	5	70	265	66.3
		Agn	98/234	42	93/210	44	5/24	21	42/70	60	37	107	144	63	60	28	7	76	243	60.8
JPN	4	For	83/232	36	75/188	40	8/44	18	31/65	48	38	123	161	44	66	19		82	205	51.3
		Agn	108/270	40	100/244	41	8/26	31	37/78	47	56	125	181	46	36	37	1	70	261	65.3
RSA	4	For	93/213	44	79/178	44	14/35	40	24/46	52	22	114	136	34	96	27	2	77	224	56.0
		Agn	131/277	47	125/255	49	6/22	27	39/80	49	47	105	152	72	41	54	2	64	307	76.8
SWE	4	For	96/250	38	94/237	40	2/13	15	43/88	49	37	125	162	49	49	24	3	74	237	59.3
		Agn	108/263	41	91/210	43	17/53	32	34/66	52	40	139	179	56	54	27	3	81	267	66.8
USA	4	For	132/268	49	118/238	50	14/30	47	32/68	47	47	119	166	67	35	45	3	69	310	77.5
		Agn	72/210	34	65/180	36	7/30	23	35/61	57	30	108	138	40	74	13	2	75	186	46.5
<b>Totals</b>	<b>24</b>		<b>1234/2902</b>	<b>43</b>	<b>1144/2549</b>	<b>45</b>	<b>90/353</b>	<b>25</b>	<b>463/882</b>	<b>52</b>	<b>460</b>	<b>1378</b>	<b>1838</b>	<b>608</b>	<b>658</b>	<b>341</b>	<b>31</b>	<b>925</b>	<b>3021</b>	<b>125.9</b>
<b>Avg. per Game</b>											<b>19</b>	<b>57</b>	<b>78</b>	<b>25</b>	<b>27</b>	<b>14</b>	<b>1</b>	<b>40</b>	<b>125.9</b>	

<b>Legend:</b>						
%	Shooting Percentage	<b>Agn</b>	Against	<b>AS</b>	Assists	<b>Avg</b>
<b>BS</b>	Blocked Shots	<b>DR</b>	Defensive Rebounds	<b>GP</b>	Games Played	<b>M/A</b>
<b>OR</b>	Offensive Rebounds	<b>PF</b>	Fouls	<b>PPG</b>	Points Per Game	<b>PTS</b>
<b>ST</b>	Steals	<b>TO</b>	Turnovers	<b>TOT</b>	Total Rebounds	Average Made/Attempt Points



OVERALL TEAM STATISTICS As of 11 SEP 2008

全队技术统计

Team	GP		Field Goals		2 Points		3 Points		Free Throws		Rebounds			AS	TO	ST	BS	PF	PTS	PPG
			M/A	%	M/A	%	M/A	%	M/A	%	OR	DR	TOT							
AUS	4	For	114/237	48	111/219	51	3/18	17	54/92	59	43	104	147	69	44	33	3	71	285	71.3
		Agn	90/206	44	87/185	47	3/21	14	40/71	56	26	96	122	41	59	21	3	91	223	55.8
BRA	4	For	89/221	40	80/170	47	9/51	18	39/70	56	26	96	122	31	54	21	4	101	226	56.5
		Agn	117/235	50	110/212	52	7/23	30	61/122	50	46	119	165	55	40	30	1	75	302	75.5
CAN	4	For	112/256	44	101/229	44	11/27	41	44/87	51	56	131	187	68	51	30	5	73	279	69.8
		Agn	83/232	36	71/196	36	12/36	33	36/71	51	30	111	141	37	58	26	2	90	214	53.5
CHN	4	For	69/210	33	68/203	33	1/7	14	18/29	62	26	100	126	37	90	14	2	81	157	39.3
		Agn	146/276	53	140/251	56	6/25	24	39/76	51	49	116	165	74	35	53	5	44	337	84.3
GBR	5	For	128/286	45	120/249	48	8/37	22	70/119	59	44	154	198	64	42	18	3	78	334	66.8
		Agn	114/312	37	102/266	38	12/46	26	31/57	54	51	134	185	49	47	12	1	124	271	54.2
GER	4	For	122/295	41	120/271	44	2/24	8	38/70	54	46	111	157	61	38	52	1	84	284	71.0
		Agn	91/202	45	84/175	48	7/27	26	37/70	53	15	135	150	41	97	21	2	76	226	56.5
IRI	4	For	119/254	47	102/199	51	17/55	31	42/82	51	39	115	154	47	50	36	1	76	297	74.3
		Agn	104/256	41	100/222	45	4/34	12	39/73	53	50	104	154	51	64	23	2	85	251	62.8
ISR	5	For	135/305	44	128/273	47	7/32	22	55/106	52	59	135	194	74	58	32	5	96	332	66.4
		Agn	128/288	44	121/258	47	7/30	23	62/97	64	43	135	178	83	68	34	8	87	325	65.0
JPN	4	For	83/232	36	75/188	40	8/44	18	31/65	48	38	123	161	44	66	19		82	205	51.3
		Agn	108/270	40	100/244	41	8/26	31	37/78	47	56	125	181	46	36	37	1	70	261	65.3
RSA	4	For	93/213	44	79/178	44	14/35	40	24/46	52	22	114	136	34	96	27	2	77	224	56.0
		Agn	131/277	47	125/255	49	6/22	27	39/80	49	47	105	152	72	41	54	2	64	307	76.8
SWE	4	For	96/250	38	94/237	40	2/13	15	43/88	49	37	125	162	49	49	24	3	74	237	59.3
		Agn	108/263	41	91/210	43	17/53	32	34/66	52	40	139	179	56	54	27	3	81	267	66.8
USA	4	For	132/268	49	118/238	50	14/30	47	32/68	47	47	119	166	67	35	45	3	69	310	77.5
		Agn	72/210	34	65/180	36	7/30	23	35/61	57	30	108	138	40	74	13	2	75	186	46.5
<b>Totals</b>	<b>25</b>		<b>1292/3027</b>	<b>43</b>	<b>1196/2654</b>	<b>45</b>	<b>96/373</b>	<b>26</b>	<b>490/922</b>	<b>53</b>	<b>483</b>	<b>1427</b>	<b>1910</b>	<b>645</b>	<b>673</b>	<b>351</b>	<b>32</b>	<b>962</b>	<b>3170</b>	<b>126.8</b>
<b>Avg. per Game</b>											<b>19</b>	<b>57</b>	<b>76</b>	<b>27</b>	<b>28</b>	<b>14</b>	<b>1</b>	<b>38</b>	<b>126.8</b>	

<b>Legend:</b>						
%	Shooting Percentage	<b>Agn</b>	Against	<b>AS</b>	Assists	<b>Avg</b>
<b>BS</b>	Blocked Shots	<b>DR</b>	Defensive Rebounds	<b>GP</b>	Games Played	<b>M/A</b>
<b>OR</b>	Offensive Rebounds	<b>PF</b>	Fouls	<b>PPG</b>	Points Per Game	<b>PTS</b>
<b>ST</b>	Steals	<b>TO</b>	Turnovers	<b>TOT</b>	Total Rebounds	Average Made/Attempt Points



OVERALL TEAM STATISTICS As of 11 SEP 2008

全队技术统计

Team	GP		Field Goals		2 Points		3 Points		Free Throws		Rebounds			AS	TO	ST	BS	PF	PTS	PPG
			M/A	%	M/A	%	M/A	%	M/A	%	OR	DR	TOT							
AUS	4	For	114/237	48	111/219	51	3/18	17	54/92	59	43	104	147	69	44	33	3	71	285	71.3
		Agn	90/206	44	87/185	47	3/21	14	40/71	56	26	96	122	41	59	21	3	91	223	55.8
BRA	4	For	89/221	40	80/170	47	9/51	18	39/70	56	26	96	122	31	54	21	4	101	226	56.5
		Agn	117/235	50	110/212	52	7/23	30	61/122	50	46	119	165	55	40	30	1	75	302	75.5
CAN	4	For	112/256	44	101/229	44	11/27	41	44/87	51	56	131	187	68	51	30	5	73	279	69.8
		Agn	83/232	36	71/196	36	12/36	33	36/71	51	30	111	141	37	58	26	2	90	214	53.5
CHN	4	For	69/210	33	68/203	33	1/7	14	18/29	62	26	100	126	37	90	14	2	81	157	39.3
		Agn	146/276	53	140/251	56	6/25	24	39/76	51	49	116	165	74	35	53	5	44	337	84.3
GBR	5	For	128/286	45	120/249	48	8/37	22	70/119	59	44	154	198	64	42	18	3	78	334	66.8
		Agn	114/312	37	102/266	38	12/46	26	31/57	54	51	134	185	49	47	12	1	124	271	54.2
GER	5	For	139/332	42	137/307	45	2/25	8	41/74	55	50	122	172	67	43	57	1	94	321	64.2
		Agn	107/230	47	100/203	49	7/27	26	44/82	54	16	152	168	54	103	25	2	80	265	53.0
IRI	4	For	119/254	47	102/199	51	17/55	31	42/82	51	39	115	154	47	50	36	1	76	297	74.3
		Agn	104/256	41	100/222	45	4/34	12	39/73	53	50	104	154	51	64	23	2	85	251	62.8
ISR	5	For	135/305	44	128/273	47	7/32	22	55/106	52	59	135	194	74	58	32	5	96	332	66.4
		Agn	128/288	44	121/258	47	7/30	23	62/97	64	43	135	178	83	68	34	8	87	325	65.0
JPN	5	For	105/286	37	96/238	40	9/48	19	46/89	52	53	154	207	56	86	27		100	265	53.0
		Agn	131/331	40	121/296	41	10/35	29	47/92	51	62	147	209	60	48	48	3	95	319	63.8
RSA	5	For	116/274	42	100/230	43	16/44	36	34/60	57	28	136	164	48	108	38	4	102	282	56.4
		Agn	153/331	46	146/305	48	7/26	27	54/104	52	62	136	198	84	61	62	2	82	367	73.4
SWE	5	For	112/278	40	110/265	42	2/13	15	50/100	50	38	142	180	62	55	28	3	78	276	55.2
		Agn	125/300	42	108/246	44	17/54	31	37/70	53	44	150	194	62	59	32	3	91	304	60.8
USA	4	For	132/268	49	118/238	50	14/30	47	32/68	47	47	119	166	67	35	45	3	69	310	77.5
		Agn	72/210	34	65/180	36	7/30	23	35/61	57	30	108	138	40	74	13	2	75	186	46.5
<b>Totals</b>	<b>27</b>		<b>1370/3207</b>	<b>43</b>	<b>1271/2820</b>	<b>45</b>	<b>99/387</b>	<b>26</b>	<b>525/976</b>	<b>54</b>	<b>509</b>	<b>1508</b>	<b>2017</b>	<b>690</b>	<b>716</b>	<b>379</b>	<b>34</b>	<b>1019</b>	<b>3364</b>	<b>124.6</b>
<b>Avg. per Game</b>											<b>20</b>	<b>57</b>	<b>76</b>	<b>27</b>	<b>28</b>	<b>14</b>	<b>1</b>	<b>39</b>	<b>124.6</b>	

<b>Legend:</b>						
%	Shooting Percentage	<b>Agn</b>	Against	<b>AS</b>	Assists	<b>Avg</b>
<b>BS</b>	Blocked Shots	<b>DR</b>	Defensive Rebounds	<b>GP</b>	Games Played	<b>M/A</b>
<b>OR</b>	Offensive Rebounds	<b>PF</b>	Fouls	<b>PPG</b>	Points Per Game	<b>PTS</b>
<b>ST</b>	Steals	<b>TO</b>	Turnovers	<b>TOT</b>	Total Rebounds	Average Made/Attempt Points



OVERALL TEAM STATISTICS As of 11 SEP 2008

全队技术统计

Team	GP		Field Goals		2 Points		3 Points		Free Throws		Rebounds			AS	TO	ST	BS	PF	PTS	PPG
			M/A	%	M/A	%	M/A	%	M/A	%	OR	DR	TOT							
AUS	4	For	114/237	48	111/219	51	3/18	17	54/92	59	43	104	147	69	44	33	3	71	285	71.3
		Agn	90/206	44	87/185	47	3/21	14	40/71	56	26	96	122	41	59	21	3	91	223	55.8
BRA	4	For	89/221	40	80/170	47	9/51	18	39/70	56	26	96	122	31	54	21	4	101	226	56.5
		Agn	117/235	50	110/212	52	7/23	30	61/122	50	46	119	165	55	40	30	1	75	302	75.5
CAN	4	For	112/256	44	101/229	44	11/27	41	44/87	51	56	131	187	68	51	30	5	73	279	69.8
		Agn	83/232	36	71/196	36	12/36	33	36/71	51	30	111	141	37	58	26	2	90	214	53.5
CHN	4	For	69/210	33	68/203	33	1/7	14	18/29	62	26	100	126	37	90	14	2	81	157	39.3
		Agn	146/276	53	140/251	56	6/25	24	39/76	51	49	116	165	74	35	53	5	44	337	84.3
GBR	5	For	128/286	45	120/249	48	8/37	22	70/119	59	44	154	198	64	42	18	3	78	334	66.8
		Agn	114/312	37	102/266	38	12/46	26	31/57	54	51	134	185	49	47	12	1	124	271	54.2
GER	5	For	154/367	42	152/341	45	2/26	8	52/91	57	56	134	190	75	43	60	1	106	362	72.4
		Agn	121/257	47	114/228	50	7/29	24	49/94	52	19	169	188	60	109	25	2	93	298	59.6
IRI	4	For	119/254	47	102/199	51	17/55	31	42/82	51	39	115	154	47	50	36	1	76	297	74.3
		Agn	104/256	41	100/222	45	4/34	12	39/73	53	50	104	154	51	64	23	2	85	251	62.8
ISR	5	For	135/305	44	128/273	47	7/32	22	55/106	52	59	135	194	74	58	32	5	96	332	66.4
		Agn	128/288	44	121/258	47	7/30	23	62/97	64	43	135	178	83	68	34	8	87	325	65.0
JPN	5	For	105/286	37	96/238	40	9/48	19	46/89	52	53	154	207	56	86	27		100	265	53.0
		Agn	131/331	40	121/296	41	10/35	29	47/92	51	62	147	209	60	48	48	3	95	319	63.8
RSA	5	For	116/274	42	100/230	43	16/44	36	34/60	57	28	136	164	48	108	38	4	102	282	56.4
		Agn	153/331	46	146/305	48	7/26	27	54/104	52	62	136	198	84	61	62	2	82	367	73.4
SWE	5	For	126/305	41	124/290	43	2/15	13	55/112	49	41	159	200	68	61	28	3	91	309	61.8
		Agn	140/335	42	123/280	44	17/55	31	48/87	55	50	162	212	70	59	35	3	103	345	69.0
USA	4	For	132/268	49	118/238	50	14/30	47	32/68	47	47	119	166	67	35	45	3	69	310	77.5
		Agn	72/210	34	65/180	36	7/30	23	35/61	57	30	108	138	40	74	13	2	75	186	46.5
<b>Totals</b>	<b>27</b>		<b>1399/3269</b>	<b>43</b>	<b>1300/2879</b>	<b>45</b>	<b>99/390</b>	<b>25</b>	<b>541/1005</b>	<b>54</b>	<b>518</b>	<b>1537</b>	<b>2055</b>	<b>704</b>	<b>722</b>	<b>382</b>	<b>34</b>	<b>1044</b>	<b>3438</b>	<b>127.3</b>
<b>Avg. per Game</b>											<b>19</b>	<b>58</b>	<b>76</b>	<b>26</b>	<b>28</b>	<b>14</b>	<b>1</b>	<b>40</b>	<b>127.3</b>	

<b>Legend:</b>						
%	Shooting Percentage	<b>Agn</b>	Against	<b>AS</b>	Assists	<b>Avg</b>
<b>BS</b>	Blocked Shots	<b>DR</b>	Defensive Rebounds	<b>GP</b>	Games Played	<b>M/A</b>
<b>OR</b>	Offensive Rebounds	<b>PF</b>	Fouls	<b>PPG</b>	Points Per Game	<b>PTS</b>
<b>ST</b>	Steals	<b>TO</b>	Turnovers	<b>TOT</b>	Total Rebounds	Average Made/Attempt Points





OVERALL TEAM STATISTICS As of 11 SEP 2008

全队技术统计

Team	GP		Field Goals		2 Points		3 Points		Free Throws		Rebounds			AS	TO	ST	BS	PF	PTS	PPG
			M/A	%	M/A	%	M/A	%	M/A	%	OR	DR	TOT							
AUS	4	For	114/237	48	111/219	51	3/18	17	54/92	59	43	104	147	69	44	33	3	71	285	71.3
		Agn	90/206	44	87/185	47	3/21	14	40/71	56	26	96	122	41	59	21	3	91	223	55.8
BRA	4	For	89/221	40	80/170	47	9/51	18	39/70	56	26	96	122	31	54	21	4	101	226	56.5
		Agn	117/235	50	110/212	52	7/23	30	61/122	50	46	119	165	55	40	30	1	75	302	75.5
CAN	5	For	151/326	46	140/295	47	11/31	35	59/111	53	68	158	226	86	66	36	5	92	372	74.4
		Agn	101/282	36	80/225	36	21/57	37	53/100	53	39	135	174	41	85	37	3	110	276	55.2
CHN	4	For	69/210	33	68/203	33	1/7	14	18/29	62	26	100	126	37	90	14	2	81	157	39.3
		Agn	146/276	53	140/251	56	6/25	24	39/76	51	49	116	165	74	35	53	5	44	337	84.3
GBR	5	For	128/286	45	120/249	48	8/37	22	70/119	59	44	154	198	64	42	18	3	78	334	66.8
		Agn	114/312	37	102/266	38	12/46	26	31/57	54	51	134	185	49	47	12	1	124	271	54.2
GER	5	For	154/367	42	152/341	45	2/26	8	52/91	57	56	134	190	75	43	60	1	106	362	72.4
		Agn	121/257	47	114/228	50	7/29	24	49/94	52	19	169	188	60	109	25	2	93	298	59.6
IRI	5	For	137/304	45	111/228	49	26/76	34	59/111	53	48	139	187	51	77	47	2	96	359	71.8
		Agn	143/326	44	139/288	48	4/38	11	54/97	56	62	131	193	69	79	29	2	104	344	68.8
ISR	5	For	135/305	44	128/273	47	7/32	22	55/106	52	59	135	194	74	58	32	5	96	332	66.4
		Agn	128/288	44	121/258	47	7/30	23	62/97	64	43	135	178	83	68	34	8	87	325	65.0
JPN	5	For	105/286	37	96/238	40	9/48	19	46/89	52	53	154	207	56	86	27		100	265	53.0
		Agn	131/331	40	121/296	41	10/35	29	47/92	51	62	147	209	60	48	48	3	95	319	63.8
RSA	5	For	116/274	42	100/230	43	16/44	36	34/60	57	28	136	164	48	108	38	4	102	282	56.4
		Agn	153/331	46	146/305	48	7/26	27	54/104	52	62	136	198	84	61	62	2	82	367	73.4
SWE	5	For	126/305	41	124/290	43	2/15	13	55/112	49	41	159	200	68	61	28	3	91	309	61.8
		Agn	140/335	42	123/280	44	17/55	31	48/87	55	50	162	212	70	59	35	3	103	345	69.0
USA	4	For	132/268	49	118/238	50	14/30	47	32/68	47	47	119	166	67	35	45	3	69	310	77.5
		Agn	72/210	34	65/180	36	7/30	23	35/61	57	30	108	138	40	74	13	2	75	186	46.5
<b>Totals</b>	<b>28</b>		<b>1456/3389</b>	<b>43</b>	<b>1348/2974</b>	<b>45</b>	<b>108/415</b>	<b>26</b>	<b>573/1058</b>	<b>54</b>	<b>539</b>	<b>1588</b>	<b>2127</b>	<b>726</b>	<b>764</b>	<b>399</b>	<b>35</b>	<b>1083</b>	<b>3593</b>	<b>128.3</b>
<b>Avg. per Game</b>											<b>19</b>	<b>58</b>	<b>77</b>	<b>27</b>	<b>27</b>	<b>14</b>	<b>1</b>	<b>40</b>	<b>128.3</b>	

<b>Legend:</b>							
%	Shooting Percentage	<b>Agn</b>	Against	<b>AS</b>	Assists	<b>Avg</b>	Average
<b>BS</b>	Blocked Shots	<b>DR</b>	Defensive Rebounds	<b>GP</b>	Games Played	<b>M/A</b>	Made/Attempt
<b>OR</b>	Offensive Rebounds	<b>PF</b>	Fouls	<b>PPG</b>	Points Per Game	<b>PTS</b>	Points
<b>ST</b>	Steals	<b>TO</b>	Turnovers	<b>TOT</b>	Total Rebounds		



OVERALL TEAM STATISTICS As of 11 SEP 2008

全队技术统计

Team	GP		Field Goals		2 Points		3 Points		Free Throws		Rebounds			AS	TO	ST	BS	PF	PTS	PPG
			M/A	%	M/A	%	M/A	%	M/A	%	OR	DR	TOT							
AUS	4	For	114/237	48	111/219	51	3/18	17	54/92	59	43	104	147	69	44	33	3	71	285	71.3
		Agn	90/206	44	87/185	47	3/21	14	40/71	56	26	96	122	41	59	21	3	91	223	55.8
BRA	5	For	118/288	41	109/237	46	9/51	18	46/81	57	40	124	164	44	66	29	5	117	291	58.2
		Agn	137/291	47	130/267	49	7/24	29	67/133	50	55	144	199	64	58	32	2	91	348	69.6
CAN	5	For	151/326	46	140/295	47	11/31	35	59/111	53	68	158	226	86	66	36	5	92	372	74.4
		Agn	101/282	36	80/225	36	21/57	37	53/100	53	39	135	174	41	85	37	3	110	276	55.2
CHN	5	For	89/266	33	88/258	34	1/8	13	24/40	60	35	125	160	46	108	16	3	97	203	40.6
		Agn	175/343	51	169/318	53	6/25	24	46/87	53	63	144	207	87	47	61	6	60	402	80.4
GBR	5	For	128/286	45	120/249	48	8/37	22	70/119	59	44	154	198	64	42	18	3	78	334	66.8
		Agn	114/312	37	102/266	38	12/46	26	31/57	54	51	134	185	49	47	12	1	124	271	54.2
GER	5	For	154/367	42	152/341	45	2/26	8	52/91	57	56	134	190	75	43	60	1	106	362	72.4
		Agn	121/257	47	114/228	50	7/29	24	49/94	52	19	169	188	60	109	25	2	93	298	59.6
IRI	5	For	137/304	45	111/228	49	26/76	34	59/111	53	48	139	187	51	77	47	2	96	359	71.8
		Agn	143/326	44	139/288	48	4/38	11	54/97	56	62	131	193	69	79	29	2	104	344	68.8
ISR	5	For	135/305	44	128/273	47	7/32	22	55/106	52	59	135	194	74	58	32	5	96	332	66.4
		Agn	128/288	44	121/258	47	7/30	23	62/97	64	43	135	178	83	68	34	8	87	325	65.0
JPN	5	For	105/286	37	96/238	40	9/48	19	46/89	52	53	154	207	56	86	27		100	265	53.0
		Agn	131/331	40	121/296	41	10/35	29	47/92	51	62	147	209	60	48	48	3	95	319	63.8
RSA	5	For	116/274	42	100/230	43	16/44	36	34/60	57	28	136	164	48	108	38	4	102	282	56.4
		Agn	153/331	46	146/305	48	7/26	27	54/104	52	62	136	198	84	61	62	2	82	367	73.4
SWE	5	For	126/305	41	124/290	43	2/15	13	55/112	49	41	159	200	68	61	28	3	91	309	61.8
		Agn	140/335	42	123/280	44	17/55	31	48/87	55	50	162	212	70	59	35	3	103	345	69.0
USA	4	For	132/268	49	118/238	50	14/30	47	32/68	47	47	119	166	67	35	45	3	69	310	77.5
		Agn	72/210	34	65/180	36	7/30	23	35/61	57	30	108	138	40	74	13	2	75	186	46.5
<b>Totals</b>	<b>29</b>		<b>1505/3512</b>	<b>43</b>	<b>1397/3096</b>	<b>45</b>	<b>108/416</b>	<b>26</b>	<b>586/1080</b>	<b>54</b>	<b>562</b>	<b>1641</b>	<b>2203</b>	<b>748</b>	<b>794</b>	<b>409</b>	<b>37</b>	<b>1115</b>	<b>3704</b>	<b>127.7</b>
<b>Avg. per Game</b>											<b>19</b>	<b>58</b>	<b>77</b>	<b>27</b>	<b>27</b>	<b>14</b>	<b>1</b>	<b>38</b>	<b>127.7</b>	

Legend:

%	Shooting Percentage	Agn	Against	AS	Assists	Avg	Average
BS	Blocked Shots	DR	Defensive Rebounds	GP	Games Played	M/A	Made/Attempt
OR	Offensive Rebounds	PF	Fouls	PPG	Points Per Game	PTS	Points
ST	Steals	TO	Turnovers	TOT	Total Rebounds		



OVERALL TEAM STATISTICS As of 7 SEP 2008  
全队技术统计

Team	GP		Field Goals		2 Points		3 Points		Free Throws		Rebounds			AS	TO	ST	BS	PF	PTS	PPG
			M/A	%	M/A	%	M/A	%	M/A	%	OR	DR	TOT							
AUS	0	For																	0	0.0
		Agn																		0
BRA	0	For																	0	0.0
		Agn																		0
CAN	0	For																	0	0.0
		Agn																		0
CHN	0	For																	0	0.0
		Agn																		0
GBR	0	For																	0	0.0
		Agn																		0
GER	0	For																	0	0.0
		Agn																		0
IRI	1	For	32/67	48	29/57	51	3/10	30	6/16	38	7	30	37	15	7	9		19	73	73.0
		Agn	24/58	41	20/46	43	4/12	33	10/19	53	9	30	39	9	16	5		16	62	62.0
ISR	1	For	20/60	33	19/53	36	1/7	14	12/17	71	12	27	39	11	13	3	1	17	53	53.0
		Agn	32/66	48	30/59	51	2/7	29	10/20	50	13	30	43	18	9	7	2	16	76	76.0
JPN	1	For	20/69	29	17/50	34	3/19	16	6/12	50	10	35	45	15	8	4		23	49	49.0
		Agn	23/59	39	23/57	40	0/2	0	15/30	50	9	40	49	13	6	4		12	61	61.0
RSA	1	For	24/58	41	20/46	43	4/12	33	10/19	53	9	30	39	9	16	5		16	62	62.0
		Agn	32/67	48	29/57	51	3/10	30	6/16	38	7	30	37	15	7	9		19	73	73.0
SWE	1	For	23/59	39	23/57	40	0/2	0	15/30	50	9	40	49	13	6	4		12	61	61.0
		Agn	20/69	29	17/50	34	3/19	16	6/12	50	10	35	45	15	8	4		23	49	49.0
USA	1	For	32/66	48	30/59	51	2/7	29	10/20	50	13	30	43	18	9	7	2	16	76	76.0
		Agn	20/60	33	19/53	36	1/7	14	12/17	71	12	27	39	11	13	3	1	17	53	53.0
<b>Totals</b>	<b>3</b>		151/379	40	138/322	43	13/57	23	59/114	52	60	192	252	81	59	32	3	103	374	124.7
<b>Avg. per Game</b>											20	64	84	27	21	12	1	34	124.7	

Legend:

%	Shooting Percentage	Agn	Against	AS	Assists	Avg	Average
BS	Blocked Shots	DR	Defensive Rebounds	GP	Games Played	M/A	Made/Attempt
OR	Offensive Rebounds	PF	Fouls	PPG	Points Per Game	PTS	Points
ST	Steals	TO	Turnovers	TOT	Total Rebounds		



OVERALL TEAM STATISTICS As of 11 SEP 2008

全队技术统计

Team	GP		Field Goals		2 Points		3 Points		Free Throws		Rebounds			AS	TO	ST	BS	PF	PTS	PPG
			M/A	%	M/A	%	M/A	%	M/A	%	OR	DR	TOT							
AUS	5	For	139/290	48	136/270	50	3/20	15	65/106	61	51	138	189	78	61	33	3	89	346	69.2
		Agn	119/271	44	111/239	46	8/32	25	45/78	58	29	116	145	53	63	28	3	110	291	58.2
BRA	5	For	118/288	41	109/237	46	9/51	18	46/81	57	40	124	164	44	66	29	5	117	291	58.2
		Agn	137/291	47	130/267	49	7/24	29	67/133	50	55	144	199	64	58	32	2	91	348	69.6
CAN	5	For	151/326	46	140/295	47	11/31	35	59/111	53	68	158	226	86	66	36	5	92	372	74.4
		Agn	101/282	36	80/225	36	21/57	37	53/100	53	39	135	174	41	85	37	3	110	276	55.2
CHN	5	For	89/266	33	88/258	34	1/8	13	24/40	60	35	125	160	46	108	16	3	97	203	40.6
		Agn	175/343	51	169/318	53	6/25	24	46/87	53	63	144	207	87	47	61	6	60	402	80.4
GBR	5	For	128/286	45	120/249	48	8/37	22	70/119	59	44	154	198	64	42	18	3	78	334	66.8
		Agn	114/312	37	102/266	38	12/46	26	31/57	54	51	134	185	49	47	12	1	124	271	54.2
GER	5	For	154/367	42	152/341	45	2/26	8	52/91	57	56	134	190	75	43	60	1	106	362	72.4
		Agn	121/257	47	114/228	50	7/29	24	49/94	52	19	169	188	60	109	25	2	93	298	59.6
IRI	5	For	137/304	45	111/228	49	26/76	34	59/111	53	48	139	187	51	77	47	2	96	359	71.8
		Agn	143/326	44	139/288	48	4/38	11	54/97	56	62	131	193	69	79	29	2	104	344	68.8
ISR	5	For	135/305	44	128/273	47	7/32	22	55/106	52	59	135	194	74	58	32	5	96	332	66.4
		Agn	128/288	44	121/258	47	7/30	23	62/97	64	43	135	178	83	68	34	8	87	325	65.0
JPN	5	For	105/286	37	96/238	40	9/48	19	46/89	52	53	154	207	56	86	27		100	265	53.0
		Agn	131/331	40	121/296	41	10/35	29	47/92	51	62	147	209	60	48	48	3	95	319	63.8
RSA	5	For	116/274	42	100/230	43	16/44	36	34/60	57	28	136	164	48	108	38	4	102	282	56.4
		Agn	153/331	46	146/305	48	7/26	27	54/104	52	62	136	198	84	61	62	2	82	367	73.4
SWE	5	For	126/305	41	124/290	43	2/15	13	55/112	49	41	159	200	68	61	28	3	91	309	61.8
		Agn	140/335	42	123/280	44	17/55	31	48/87	55	50	162	212	70	59	35	3	103	345	69.0
USA	5	For	161/333	48	142/292	49	19/41	46	37/75	49	50	139	189	79	39	52	3	88	378	75.6
		Agn	97/263	37	90/231	39	7/32	22	46/75	61	38	142	180	49	91	13	2	93	247	49.4
<b>Totals</b>	<b>30</b>		<b>1559/3630</b>	<b>43</b>	<b>1446/3201</b>	<b>45</b>	<b>113/429</b>	<b>26</b>	<b>602/1101</b>	<b>55</b>	<b>573</b>	<b>1695</b>	<b>2268</b>	<b>769</b>	<b>815</b>	<b>416</b>	<b>37</b>	<b>1152</b>	<b>3833</b>	<b>127.8</b>
<b>Avg. per Game</b>											<b>19</b>	<b>58</b>	<b>77</b>	<b>27</b>	<b>27</b>	<b>15</b>	<b>1</b>	<b>38</b>	<b>127.8</b>	

Legend:

%	Shooting Percentage	Agn	Against	AS	Assists	Avg	Average
BS	Blocked Shots	DR	Defensive Rebounds	GP	Games Played	M/A	Made/Attempt
OR	Offensive Rebounds	PF	Fouls	PPG	Points Per Game	PTS	Points
ST	Steals	TO	Turnovers	TOT	Total Rebounds		



OVERALL TEAM STATISTICS As of 12 SEP 2008

全队技术统计

Team	GP		Field Goals		2 Points		3 Points		Free Throws		Rebounds			AS	TO	ST	BS	PF	PTS	PPG
			M/A	%	M/A	%	M/A	%	M/A	%	OR	DR	TOT							
AUS	5	For	139/290	48	136/270	50	3/20	15	65/106	61	51	138	189	78	61	33	3	89	346	69.2
		Agn	119/271	44	111/239	46	8/32	25	45/78	58	29	116	145	53	63	28	3	110	291	58.2
BRA	6	For	153/360	43	144/308	47	9/52	17	51/90	57	56	144	200	57	75	36	5	134	366	61.0
		Agn	161/341	47	154/314	49	7/27	26	75/147	51	61	168	229	70	75	39	2	105	404	67.3
CAN	5	For	151/326	46	140/295	47	11/31	35	59/111	53	68	158	226	86	66	36	5	92	372	74.4
		Agn	101/282	36	80/225	36	21/57	37	53/100	53	39	135	174	41	85	37	3	110	276	55.2
CHN	5	For	89/266	33	88/258	34	1/8	13	24/40	60	35	125	160	46	108	16	3	97	203	40.6
		Agn	175/343	51	169/318	53	6/25	24	46/87	53	63	144	207	87	47	61	6	60	402	80.4
GBR	5	For	128/286	45	120/249	48	8/37	22	70/119	59	44	154	198	64	42	18	3	78	334	66.8
		Agn	114/312	37	102/266	38	12/46	26	31/57	54	51	134	185	49	47	12	1	124	271	54.2
GER	5	For	154/367	42	152/341	45	2/26	8	52/91	57	56	134	190	75	43	60	1	106	362	72.4
		Agn	121/257	47	114/228	50	7/29	24	49/94	52	19	169	188	60	109	25	2	93	298	59.6
IRI	5	For	137/304	45	111/228	49	26/76	34	59/111	53	48	139	187	51	77	47	2	96	359	71.8
		Agn	143/326	44	139/288	48	4/38	11	54/97	56	62	131	193	69	79	29	2	104	344	68.8
ISR	5	For	135/305	44	128/273	47	7/32	22	55/106	52	59	135	194	74	58	32	5	96	332	66.4
		Agn	128/288	44	121/258	47	7/30	23	62/97	64	43	135	178	83	68	34	8	87	325	65.0
JPN	5	For	105/286	37	96/238	40	9/48	19	46/89	52	53	154	207	56	86	27		100	265	53.0
		Agn	131/331	40	121/296	41	10/35	29	47/92	51	62	147	209	60	48	48	3	95	319	63.8
RSA	5	For	116/274	42	100/230	43	16/44	36	34/60	57	28	136	164	48	108	38	4	102	282	56.4
		Agn	153/331	46	146/305	48	7/26	27	54/104	52	62	136	198	84	61	62	2	82	367	73.4
SWE	6	For	150/355	42	148/337	44	2/18	11	63/126	50	47	183	230	74	78	35	3	105	365	60.8
		Agn	175/407	43	158/351	45	17/56	30	53/96	55	66	182	248	83	68	42	3	120	420	70.0
USA	5	For	161/333	48	142/292	49	19/41	46	37/75	49	50	139	189	79	39	52	3	88	378	75.6
		Agn	97/263	37	90/231	39	7/32	22	46/75	61	38	142	180	49	91	13	2	93	247	49.4
<b>Totals</b>	<b>31</b>		<b>1618/3752</b>	<b>43</b>	<b>1505/3319</b>	<b>45</b>	<b>113/433</b>	<b>26</b>	<b>615/1124</b>	<b>55</b>	<b>595</b>	<b>1739</b>	<b>2334</b>	<b>788</b>	<b>841</b>	<b>430</b>	<b>37</b>	<b>1183</b>	<b>3964</b>	<b>127.9</b>
<b>Avg. per Game</b>											<b>19</b>	<b>56</b>	<b>75</b>	<b>25</b>	<b>27</b>	<b>15</b>	<b>1</b>	<b>38</b>	<b>127.9</b>	

Legend:

%	Shooting Percentage	Agn	Against	AS	Assists	Avg	Average
BS	Blocked Shots	DR	Defensive Rebounds	GP	Games Played	M/A	Made/Attempt
OR	Offensive Rebounds	PF	Fouls	PPG	Points Per Game	PTS	Points
ST	Steals	TO	Turnovers	TOT	Total Rebounds		



OVERALL TEAM STATISTICS As of 12 SEP 2008

全队技术统计

Team	GP		Field Goals		2 Points		3 Points		Free Throws		Rebounds			AS	TO	ST	BS	PF	PTS	PPG
			M/A	%	M/A	%	M/A	%	M/A	%	OR	DR	TOT							
AUS	5	For	139/290	48	136/270	50	3/20	15	65/106	61	51	138	189	78	61	33	3	89	346	69.2
		Agn	119/271	44	111/239	46	8/32	25	45/78	58	29	116	145	53	63	28	3	110	291	58.2
BRA	6	For	153/360	43	144/308	47	9/52	17	51/90	57	56	144	200	57	75	36	5	134	366	61.0
		Agn	161/341	47	154/314	49	7/27	26	75/147	51	61	168	229	70	75	39	2	105	404	67.3
CAN	5	For	151/326	46	140/295	47	11/31	35	59/111	53	68	158	226	86	66	36	5	92	372	74.4
		Agn	101/282	36	80/225	36	21/57	37	53/100	53	39	135	174	41	85	37	3	110	276	55.2
CHN	6	For	117/328	36	116/319	36	1/9	11	28/49	57	49	156	205	61	128	21	5	122	263	43.8
		Agn	200/414	48	191/379	50	9/35	26	60/110	55	82	167	249	99	56	76	8	74	469	78.2
GBR	5	For	128/286	45	120/249	48	8/37	22	70/119	59	44	154	198	64	42	18	3	78	334	66.8
		Agn	114/312	37	102/266	38	12/46	26	31/57	54	51	134	185	49	47	12	1	124	271	54.2
GER	5	For	154/367	42	152/341	45	2/26	8	52/91	57	56	134	190	75	43	60	1	106	362	72.4
		Agn	121/257	47	114/228	50	7/29	24	49/94	52	19	169	188	60	109	25	2	93	298	59.6
IRI	5	For	137/304	45	111/228	49	26/76	34	59/111	53	48	139	187	51	77	47	2	96	359	71.8
		Agn	143/326	44	139/288	48	4/38	11	54/97	56	62	131	193	69	79	29	2	104	344	68.8
ISR	5	For	135/305	44	128/273	47	7/32	22	55/106	52	59	135	194	74	58	32	5	96	332	66.4
		Agn	128/288	44	121/258	47	7/30	23	62/97	64	43	135	178	83	68	34	8	87	325	65.0
JPN	5	For	105/286	37	96/238	40	9/48	19	46/89	52	53	154	207	56	86	27		100	265	53.0
		Agn	131/331	40	121/296	41	10/35	29	47/92	51	62	147	209	60	48	48	3	95	319	63.8
RSA	6	For	141/345	41	122/291	42	19/54	35	48/83	58	47	159	206	60	117	53	6	116	349	58.2
		Agn	181/393	46	174/366	48	7/27	26	58/113	51	76	167	243	99	81	67	4	107	427	71.2
SWE	6	For	150/355	42	148/337	44	2/18	11	63/126	50	47	183	230	74	78	35	3	105	365	60.8
		Agn	175/407	43	158/351	45	17/56	30	53/96	55	66	182	248	83	68	42	3	120	420	70.0
USA	5	For	161/333	48	142/292	49	19/41	46	37/75	49	50	139	189	79	39	52	3	88	378	75.6
		Agn	97/263	37	90/231	39	7/32	22	46/75	61	38	142	180	49	91	13	2	93	247	49.4
<b>Totals</b>	<b>32</b>		<b>1671/3885</b>	<b>43</b>	<b>1555/3441</b>	<b>45</b>	<b>116/444</b>	<b>26</b>	<b>633/1156</b>	<b>55</b>	<b>628</b>	<b>1793</b>	<b>2421</b>	<b>815</b>	<b>870</b>	<b>450</b>	<b>41</b>	<b>1222</b>	<b>4091</b>	<b>127.8</b>
<b>Avg. per Game</b>											<b>21</b>	<b>56</b>	<b>77</b>	<b>25</b>	<b>27</b>	<b>14</b>	<b>1</b>	<b>38</b>	<b>127.8</b>	

Legend:

%	Shooting Percentage	Agn	Against	AS	Assists	Avg	Average
BS	Blocked Shots	DR	Defensive Rebounds	GP	Games Played	M/A	Made/Attempt
OR	Offensive Rebounds	PF	Fouls	PPG	Points Per Game	PTS	Points
ST	Steals	TO	Turnovers	TOT	Total Rebounds		



OVERALL TEAM STATISTICS As of 13 SEP 2008

全队技术统计

Team	GP		Field Goals		2 Points		3 Points		Free Throws		Rebounds			AS	TO	ST	BS	PF	PTS	PPG
			M/A	%	M/A	%	M/A	%	M/A	%	OR	DR	TOT							
AUS	5	For	139/290	48	136/270	50	3/20	15	65/106	61	51	138	189	78	61	33	3	89	346	69.2
		Agn	119/271	44	111/239	46	8/32	25	45/78	58	29	116	145	53	63	28	3	110	291	58.2
BRA	6	For	153/360	43	144/308	47	9/52	17	51/90	57	56	144	200	57	75	36	5	134	366	61.0
		Agn	161/341	47	154/314	49	7/27	26	75/147	51	61	168	229	70	75	39	2	105	404	67.3
CAN	5	For	151/326	46	140/295	47	11/31	35	59/111	53	68	158	226	86	66	36	5	92	372	74.4
		Agn	101/282	36	80/225	36	21/57	37	53/100	53	39	135	174	41	85	37	3	110	276	55.2
CHN	6	For	117/328	36	116/319	36	1/9	11	28/49	57	49	156	205	61	128	21	5	122	263	43.8
		Agn	200/414	48	191/379	50	9/35	26	60/110	55	82	167	249	99	56	76	8	74	469	78.2
GBR	5	For	128/286	45	120/249	48	8/37	22	70/119	59	44	154	198	64	42	18	3	78	334	66.8
		Agn	114/312	37	102/266	38	12/46	26	31/57	54	51	134	185	49	47	12	1	124	271	54.2
GER	5	For	154/367	42	152/341	45	2/26	8	52/91	57	56	134	190	75	43	60	1	106	362	72.4
		Agn	121/257	47	114/228	50	7/29	24	49/94	52	19	169	188	60	109	25	2	93	298	59.6
IRI	6	For	137/304	45	111/228	49	26/76	34	59/111	53	48	139	187	51	77	47	2	96	359	59.8
		Agn	143/326	44	139/288	48	4/38	11	54/97	56	62	131	193	69	79	29	2	104	344	57.3
ISR	5	For	135/305	44	128/273	47	7/32	22	55/106	52	59	135	194	74	58	32	5	96	332	66.4
		Agn	128/288	44	121/258	47	7/30	23	62/97	64	43	135	178	83	68	34	8	87	325	65.0
JPN	5	For	105/286	37	96/238	40	9/48	19	46/89	52	53	154	207	56	86	27		100	265	53.0
		Agn	131/331	40	121/296	41	10/35	29	47/92	51	62	147	209	60	48	48	3	95	319	63.8
RSA	6	For	141/345	41	122/291	42	19/54	35	48/83	58	47	159	206	60	117	53	6	116	349	58.2
		Agn	181/393	46	174/366	48	7/27	26	58/113	51	76	167	243	99	81	67	4	107	427	71.2
SWE	6	For	150/355	42	148/337	44	2/18	11	63/126	50	47	183	230	74	78	35	3	105	365	60.8
		Agn	175/407	43	158/351	45	17/56	30	53/96	55	66	182	248	83	68	42	3	120	420	70.0
USA	6	For	161/333	48	142/292	49	19/41	46	37/75	49	50	139	189	79	39	52	3	88	378	63.0
		Agn	97/263	37	90/231	39	7/32	22	46/75	61	38	142	180	49	91	13	2	93	247	41.2
<b>Totals</b>	<b>33</b>		<b>1671/3885</b>	<b>43</b>	<b>1555/3441</b>	<b>45</b>	<b>116/444</b>	<b>26</b>	<b>633/1156</b>	<b>55</b>	<b>628</b>	<b>1793</b>	<b>2421</b>	<b>815</b>	<b>870</b>	<b>450</b>	<b>41</b>	<b>1222</b>	<b>4091</b>	<b>124.0</b>
<b>Avg. per Game</b>											<b>19</b>	<b>54</b>	<b>73</b>	<b>26</b>	<b>26</b>	<b>15</b>	<b>1</b>	<b>37</b>	<b>124.0</b>	

Legend:

%	Shooting Percentage	Agn	Against	AS	Assists	Avg	Average
BS	Blocked Shots	DR	Defensive Rebounds	GP	Games Played	M/A	Made/Attempt
OR	Offensive Rebounds	PF	Fouls	PPG	Points Per Game	PTS	Points
ST	Steals	TO	Turnovers	TOT	Total Rebounds		



OVERALL TEAM STATISTICS As of 13 SEP 2008

全队技术统计

Team	GP		Field Goals		2 Points		3 Points		Free Throws		Rebounds			AS	TO	ST	BS	PF	PTS	PPG
			M/A	%	M/A	%	M/A	%	M/A	%	OR	DR	TOT							
AUS	5	For	139/290	48	136/270	50	3/20	15	65/106	61	51	138	189	78	61	33	3	89	346	69.2
		Agn	119/271	44	111/239	46	8/32	25	45/78	58	29	116	145	53	63	28	3	110	291	58.2
BRA	6	For	153/360	43	144/308	47	9/52	17	51/90	57	56	144	200	57	75	36	5	134	366	61.0
		Agn	161/341	47	154/314	49	7/27	26	75/147	51	61	168	229	70	75	39	2	105	404	67.3
CAN	6	For	172/382	45	160/344	47	12/38	32	71/132	54	80	198	278	97	83	44	6	108	427	71.2
		Agn	120/351	34	99/281	35	21/70	30	62/116	53	53	163	216	47	95	47	3	134	323	53.8
CHN	6	For	117/328	36	116/319	36	1/9	11	28/49	57	49	156	205	61	128	21	5	122	263	43.8
		Agn	200/414	48	191/379	50	9/35	26	60/110	55	82	167	249	99	56	76	8	74	469	78.2
GBR	5	For	128/286	45	120/249	48	8/37	22	70/119	59	44	154	198	64	42	18	3	78	334	66.8
		Agn	114/312	37	102/266	38	12/46	26	31/57	54	51	134	185	49	47	12	1	124	271	54.2
GER	5	For	154/367	42	152/341	45	2/26	8	52/91	57	56	134	190	75	43	60	1	106	362	72.4
		Agn	121/257	47	114/228	50	7/29	24	49/94	52	19	169	188	60	109	25	2	93	298	59.6
IRI	6	For	137/304	45	111/228	49	26/76	34	59/111	53	48	139	187	51	77	47	2	96	359	59.8
		Agn	143/326	44	139/288	48	4/38	11	54/97	56	62	131	193	69	79	29	2	104	344	57.3
ISR	6	For	154/374	41	147/329	45	7/45	16	64/122	52	73	163	236	80	68	42	5	120	379	63.2
		Agn	149/344	43	141/307	46	8/37	22	74/118	63	55	175	230	94	85	42	9	103	380	63.3
JPN	5	For	105/286	37	96/238	40	9/48	19	46/89	52	53	154	207	56	86	27		100	265	53.0
		Agn	131/331	40	121/296	41	10/35	29	47/92	51	62	147	209	60	48	48	3	95	319	63.8
RSA	6	For	141/345	41	122/291	42	19/54	35	48/83	58	47	159	206	60	117	53	6	116	349	58.2
		Agn	181/393	46	174/366	48	7/27	26	58/113	51	76	167	243	99	81	67	4	107	427	71.2
SWE	6	For	150/355	42	148/337	44	2/18	11	63/126	50	47	183	230	74	78	35	3	105	365	60.8
		Agn	175/407	43	158/351	45	17/56	30	53/96	55	66	182	248	83	68	42	3	120	420	70.0
USA	6	For	161/333	48	142/292	49	19/41	46	37/75	49	50	139	189	79	39	52	3	88	378	63.0
		Agn	97/263	37	90/231	39	7/32	22	46/75	61	38	142	180	49	91	13	2	93	247	41.2
<b>Totals</b>	<b>34</b>		<b>1711/4010</b>	<b>43</b>	<b>1594/3546</b>	<b>45</b>	<b>117/464</b>	<b>25</b>	<b>654/1193</b>	<b>55</b>	<b>654</b>	<b>1861</b>	<b>2515</b>	<b>832</b>	<b>897</b>	<b>468</b>	<b>42</b>	<b>1262</b>	<b>4193</b>	<b>123.3</b>
<b>Avg. per Game</b>											<b>19</b>	<b>56</b>	<b>75</b>	<b>24</b>	<b>26</b>	<b>15</b>	<b>1</b>	<b>37</b>	<b>123.3</b>	

Legend:

%	Shooting Percentage	Agn	Against	AS	Assists	Avg	Average
BS	Blocked Shots	DR	Defensive Rebounds	GP	Games Played	M/A	Made/Attempt
OR	Offensive Rebounds	PF	Fouls	PPG	Points Per Game	PTS	Points
ST	Steals	TO	Turnovers	TOT	Total Rebounds		





OVERALL TEAM STATISTICS As of 13 SEP 2008

全队技术统计

Team	GP		Field Goals		2 Points		3 Points		Free Throws		Rebounds			AS	TO	ST	BS	PF	PTS	PPG
			M/A	%	M/A	%	M/A	%	M/A	%	OR	DR	TOT							
AUS	6	For	167/352	47	164/326	50	3/26	12	81/126	64	60	165	225	92	69	45	3	104	418	69.7
		Agn	142/330	43	132/290	46	10/40	25	49/86	57	39	141	180	64	81	34	3	132	343	57.2
BRA	6	For	153/360	43	144/308	47	9/52	17	51/90	57	56	144	200	57	75	36	5	134	366	61.0
		Agn	161/341	47	154/314	49	7/27	26	75/147	51	61	168	229	70	75	39	2	105	404	67.3
CAN	6	For	172/382	45	160/344	47	12/38	32	71/132	54	80	198	278	97	83	44	6	108	427	71.2
		Agn	120/351	34	99/281	35	21/70	30	62/116	53	53	163	216	47	95	47	3	134	323	53.8
CHN	6	For	117/328	36	116/319	36	1/9	11	28/49	57	49	156	205	61	128	21	5	122	263	43.8
		Agn	200/414	48	191/379	50	9/35	26	60/110	55	82	167	249	99	56	76	8	74	469	78.2
GBR	5	For	128/286	45	120/249	48	8/37	22	70/119	59	44	154	198	64	42	18	3	78	334	66.8
		Agn	114/312	37	102/266	38	12/46	26	31/57	54	51	134	185	49	47	12	1	124	271	54.2
GER	5	For	154/367	42	152/341	45	2/26	8	52/91	57	56	134	190	75	43	60	1	106	362	72.4
		Agn	121/257	47	114/228	50	7/29	24	49/94	52	19	169	188	60	109	25	2	93	298	59.6
IRI	6	For	137/304	45	111/228	49	26/76	34	59/111	53	48	139	187	51	77	47	2	96	359	59.8
		Agn	143/326	44	139/288	48	4/38	11	54/97	56	62	131	193	69	79	29	2	104	344	57.3
ISR	6	For	154/374	41	147/329	45	7/45	16	64/122	52	73	163	236	80	68	42	5	120	379	63.2
		Agn	149/344	43	141/307	46	8/37	22	74/118	63	55	175	230	94	85	42	9	103	380	63.3
JPN	6	For	128/345	37	117/289	40	11/56	20	50/97	52	63	179	242	67	104	33		122	317	52.8
		Agn	159/393	40	149/352	42	10/41	24	63/112	56	71	174	245	74	56	60	3	110	391	65.2
RSA	6	For	141/345	41	122/291	42	19/54	35	48/83	58	47	159	206	60	117	53	6	116	349	58.2
		Agn	181/393	46	174/366	48	7/27	26	58/113	51	76	167	243	99	81	67	4	107	427	71.2
SWE	6	For	150/355	42	148/337	44	2/18	11	63/126	50	47	183	230	74	78	35	3	105	365	60.8
		Agn	175/407	43	158/351	45	17/56	30	53/96	55	66	182	248	83	68	42	3	120	420	70.0
USA	6	For	161/333	48	142/292	49	19/41	46	37/75	49	50	139	189	79	39	52	3	88	378	63.0
		Agn	97/263	37	90/231	39	7/32	22	46/75	61	38	142	180	49	91	13	2	93	247	41.2
<b>Totals</b>	<b>35</b>		<b>1762/4131</b>	<b>43</b>	<b>1643/3653</b>	<b>45</b>	<b>119/478</b>	<b>25</b>	<b>674/1221</b>	<b>55</b>	<b>673</b>	<b>1913</b>	<b>2586</b>	<b>857</b>	<b>923</b>	<b>486</b>	<b>42</b>	<b>1299</b>	<b>4317</b>	<b>123.3</b>
<b>Avg. per Game</b>											<b>19</b>	<b>56</b>	<b>75</b>	<b>24</b>	<b>26</b>	<b>15</b>	<b>1</b>	<b>37</b>	<b>123.3</b>	

Legend:

%	Shooting Percentage	Agn	Against	AS	Assists	Avg	Average
BS	Blocked Shots	DR	Defensive Rebounds	GP	Games Played	M/A	Made/Attempt
OR	Offensive Rebounds	PF	Fouls	PPG	Points Per Game	PTS	Points
ST	Steals	TO	Turnovers	TOT	Total Rebounds		



OVERALL TEAM STATISTICS As of 13 SEP 2008

全队技术统计

Team	GP		Field Goals		2 Points		3 Points		Free Throws		Rebounds			AS	TO	ST	BS	PF	PTS	PPG
			M/A	%	M/A	%	M/A	%	M/A	%	OR	DR	TOT							
AUS	6	For	167/352	47	164/326	50	3/26	12	81/126	64	60	165	225	92	69	45	3	104	418	69.7
		Agn	142/330	43	132/290	46	10/40	25	49/86	57	39	141	180	64	81	34	3	132	343	57.2
BRA	6	For	153/360	43	144/308	47	9/52	17	51/90	57	56	144	200	57	75	36	5	134	366	61.0
		Agn	161/341	47	154/314	49	7/27	26	75/147	51	61	168	229	70	75	39	2	105	404	67.3
CAN	6	For	172/382	45	160/344	47	12/38	32	71/132	54	80	198	278	97	83	44	6	108	427	71.2
		Agn	120/351	34	99/281	35	21/70	30	62/116	53	53	163	216	47	95	47	3	134	323	53.8
CHN	6	For	117/328	36	116/319	36	1/9	11	28/49	57	49	156	205	61	128	21	5	122	263	43.8
		Agn	200/414	48	191/379	50	9/35	26	60/110	55	82	167	249	99	56	76	8	74	469	78.2
GBR	6	For	155/346	45	144/301	48	11/45	24	84/142	59	56	186	242	79	54	23	3	94	405	67.5
		Agn	144/382	38	131/329	40	13/53	25	34/66	52	61	161	222	63	53	17	2	148	335	55.8
GER	6	For	184/437	42	181/404	45	3/33	9	55/100	55	66	161	227	89	49	65	2	130	426	71.0
		Agn	148/317	47	138/280	49	10/37	27	63/117	54	31	201	232	75	121	30	2	109	369	61.5
IRI	6	For	137/304	45	111/228	49	26/76	34	59/111	53	48	139	187	51	77	47	2	96	359	59.8
		Agn	143/326	44	139/288	48	4/38	11	54/97	56	62	131	193	69	79	29	2	104	344	57.3
ISR	6	For	154/374	41	147/329	45	7/45	16	64/122	52	73	163	236	80	68	42	5	120	379	63.2
		Agn	149/344	43	141/307	46	8/37	22	74/118	63	55	175	230	94	85	42	9	103	380	63.3
JPN	6	For	128/345	37	117/289	40	11/56	20	50/97	52	63	179	242	67	104	33		122	317	52.8
		Agn	159/393	40	149/352	42	10/41	24	63/112	56	71	174	245	74	56	60	3	110	391	65.2
RSA	6	For	141/345	41	122/291	42	19/54	35	48/83	58	47	159	206	60	117	53	6	116	349	58.2
		Agn	181/393	46	174/366	48	7/27	26	58/113	51	76	167	243	99	81	67	4	107	427	71.2
SWE	6	For	150/355	42	148/337	44	2/18	11	63/126	50	47	183	230	74	78	35	3	105	365	60.8
		Agn	175/407	43	158/351	45	17/56	30	53/96	55	66	182	248	83	68	42	3	120	420	70.0
USA	6	For	161/333	48	142/292	49	19/41	46	37/75	49	50	139	189	79	39	52	3	88	378	63.0
		Agn	97/263	37	90/231	39	7/32	22	46/75	61	38	142	180	49	91	13	2	93	247	41.2
<b>Totals</b>	36		1819/4261	43	1696/3768	45	123/493	25	691/1253	55	695	1972	2667	886	941	496	43	1339	4452	123.7
<b>Avg. per Game</b>											19	56	74	26	26	15	1	37	123.7	

Legend:

%	Shooting Percentage	Agn	Against	AS	Assists	Avg	Average
BS	Blocked Shots	DR	Defensive Rebounds	GP	Games Played	M/A	Made/Attempt
OR	Offensive Rebounds	PF	Fouls	PPG	Points Per Game	PTS	Points
ST	Steals	TO	Turnovers	TOT	Total Rebounds		



OVERALL TEAM STATISTICS As of 14 SEP 2008

全队技术统计

Team	GP		Field Goals		2 Points		3 Points		Free Throws		Rebounds			AS	TO	ST	BS	PF	PTS	PPG
			M/A	%	M/A	%	M/A	%	M/A	%	OR	DR	TOT							
AUS	6	For	167/352	47	164/326	50	3/26	12	81/126	64	60	165	225	92	69	45	3	104	418	69.7
		Agn	142/330	43	132/290	46	10/40	25	49/86	57	39	141	180	64	81	34	3	132	343	57.2
BRA	6	For	153/360	43	144/308	47	9/52	17	51/90	57	56	144	200	57	75	36	5	134	366	61.0
		Agn	161/341	47	154/314	49	7/27	26	75/147	51	61	168	229	70	75	39	2	105	404	67.3
CAN	6	For	172/382	45	160/344	47	12/38	32	71/132	54	80	198	278	97	83	44	6	108	427	71.2
		Agn	120/351	34	99/281	35	21/70	30	62/116	53	53	163	216	47	95	47	3	134	323	53.8
CHN	7	For	137/387	35	136/377	36	1/10	10	33/61	54	60	181	241	69	144	31	5	152	308	44.0
		Agn	225/472	48	215/434	50	10/38	26	72/143	50	100	201	301	112	72	82	8	88	532	76.0
GBR	6	For	155/346	45	144/301	48	11/45	24	84/142	59	56	186	242	79	54	23	3	94	405	67.5
		Agn	144/382	38	131/329	40	13/53	25	34/66	52	61	161	222	63	53	17	2	148	335	55.8
GER	6	For	184/437	42	181/404	45	3/33	9	55/100	55	66	161	227	89	49	65	2	130	426	71.0
		Agn	148/317	47	138/280	49	10/37	27	63/117	54	31	201	232	75	121	30	2	109	369	61.5
IRI	6	For	137/304	45	111/228	49	26/76	34	59/111	53	48	139	187	51	77	47	2	96	359	59.8
		Agn	143/326	44	139/288	48	4/38	11	54/97	56	62	131	193	69	79	29	2	104	344	57.3
ISR	7	For	154/374	41	147/329	45	7/45	16	64/122	52	73	163	236	80	68	42	5	120	379	54.1
		Agn	149/344	43	141/307	46	8/37	22	74/118	63	55	175	230	94	85	42	9	103	380	63.3
JPN	6	For	128/345	37	117/289	40	11/56	20	50/97	52	63	179	242	67	104	33		122	317	52.8
		Agn	159/393	40	149/352	42	10/41	24	63/112	56	71	174	245	74	56	60	3	110	391	65.2
RSA	6	For	141/345	41	122/291	42	19/54	35	48/83	58	47	159	206	60	117	53	6	116	349	58.2
		Agn	181/393	46	174/366	48	7/27	26	58/113	51	76	167	243	99	81	67	4	107	427	71.2
SWE	7	For	175/413	42	172/392	44	3/21	14	75/159	47	65	217	282	87	94	41	3	119	428	61.1
		Agn	195/466	42	178/409	44	17/57	30	58/108	54	77	207	284	91	84	52	3	150	465	66.4
USA	6	For	161/333	48	142/292	49	19/41	46	37/75	49	50	139	189	79	39	52	3	88	378	63.0
		Agn	97/263	37	90/231	39	7/32	22	46/75	61	38	142	180	49	91	13	2	93	247	41.2
<b>Totals</b>	<b>38</b>		<b>1864/4378</b>	<b>43</b>	<b>1740/3881</b>	<b>45</b>	<b>124/497</b>	<b>25</b>	<b>708/1298</b>	<b>55</b>	<b>724</b>	<b>2031</b>	<b>2755</b>	<b>907</b>	<b>973</b>	<b>512</b>	<b>43</b>	<b>1383</b>	<b>4560</b>	<b>120.0</b>
<b>Avg. per Game</b>											<b>19</b>	<b>53</b>	<b>74</b>	<b>25</b>	<b>27</b>	<b>13</b>	<b>1</b>	<b>36</b>	<b>120.0</b>	

Legend:

%	Shooting Percentage	Agn	Against	AS	Assists	Avg	Average
BS	Blocked Shots	DR	Defensive Rebounds	GP	Games Played	M/A	Made/Attempt
OR	Offensive Rebounds	PF	Fouls	PPG	Points Per Game	PTS	Points
ST	Steals	TO	Turnovers	TOT	Total Rebounds		



OVERALL TEAM STATISTICS As of 14 SEP 2008

全队技术统计

Team	GP		Field Goals		2 Points		3 Points		Free Throws		Rebounds			AS	TO	ST	BS	PF	PTS	PPG
			M/A	%	M/A	%	M/A	%	M/A	%	OR	DR	TOT							
AUS	7	For	195/404	48	191/375	51	4/29	14	91/146	62	69	189	258	96	80	51	3	120	485	69.3
		Agn	165/388	43	151/337	45	14/51	27	53/94	56	49	160	209	68	91	41	3	155	397	56.7
BRA	6	For	153/360	43	144/308	47	9/52	17	51/90	57	56	144	200	57	75	36	5	134	366	61.0
		Agn	161/341	47	154/314	49	7/27	26	75/147	51	61	168	229	70	75	39	2	105	404	67.3
CAN	6	For	172/382	45	160/344	47	12/38	32	71/132	54	80	198	278	97	83	44	6	108	427	71.2
		Agn	120/351	34	99/281	35	21/70	30	62/116	53	53	163	216	47	95	47	3	134	323	53.8
CHN	7	For	137/387	35	136/377	36	1/10	10	33/61	54	60	181	241	69	144	31	5	152	308	44.0
		Agn	225/472	48	215/434	50	10/38	26	72/143	50	100	201	301	112	72	82	8	88	532	76.0
GBR	7	For	178/404	44	163/348	47	15/56	27	88/150	59	66	205	271	83	64	30	3	117	459	65.6
		Agn	172/434	40	158/378	42	14/56	25	44/86	51	70	185	255	67	64	23	2	164	402	57.4
GER	6	For	184/437	42	181/404	45	3/33	9	55/100	55	66	161	227	89	49	65	2	130	426	71.0
		Agn	148/317	47	138/280	49	10/37	27	63/117	54	31	201	232	75	121	30	2	109	369	61.5
IRI	6	For	137/304	45	111/228	49	26/76	34	59/111	53	48	139	187	51	77	47	2	96	359	59.8
		Agn	143/326	44	139/288	48	4/38	11	54/97	56	62	131	193	69	79	29	2	104	344	57.3
ISR	7	For	154/374	41	147/329	45	7/45	16	64/122	52	73	163	236	80	68	42	5	120	379	54.1
		Agn	149/344	43	141/307	46	8/37	22	74/118	63	55	175	230	94	85	42	9	103	380	63.3
JPN	6	For	128/345	37	117/289	40	11/56	20	50/97	52	63	179	242	67	104	33		122	317	52.8
		Agn	159/393	40	149/352	42	10/41	24	63/112	56	71	174	245	74	56	60	3	110	391	65.2
RSA	6	For	141/345	41	122/291	42	19/54	35	48/83	58	47	159	206	60	117	53	6	116	349	58.2
		Agn	181/393	46	174/366	48	7/27	26	58/113	51	76	167	243	99	81	67	4	107	427	71.2
SWE	7	For	175/413	42	172/392	44	3/21	14	75/159	47	65	217	282	87	94	41	3	119	428	61.1
		Agn	195/466	42	178/409	44	17/57	30	58/108	54	77	207	284	91	84	52	3	150	465	66.4
USA	6	For	161/333	48	142/292	49	19/41	46	37/75	49	50	139	189	79	39	52	3	88	378	63.0
		Agn	97/263	37	90/231	39	7/32	22	46/75	61	38	142	180	49	91	13	2	93	247	41.2
<b>Totals</b>	<b>39</b>		<b>1915/4488</b>	<b>43</b>	<b>1786/3977</b>	<b>45</b>	<b>129/511</b>	<b>25</b>	<b>722/1326</b>	<b>54</b>	<b>743</b>	<b>2074</b>	<b>2817</b>	<b>915</b>	<b>994</b>	<b>525</b>	<b>43</b>	<b>1422</b>	<b>4681</b>	<b>120.0</b>
<b>Avg. per Game</b>											<b>19</b>	<b>53</b>	<b>72</b>	<b>23</b>	<b>25</b>	<b>13</b>	<b>1</b>	<b>36</b>	<b>120.0</b>	

Legend:

%	Shooting Percentage	Agn	Against	AS	Assists	Avg	Average
BS	Blocked Shots	DR	Defensive Rebounds	GP	Games Played	M/A	Made/Attempt
OR	Offensive Rebounds	PF	Fouls	PPG	Points Per Game	PTS	Points
ST	Steals	TO	Turnovers	TOT	Total Rebounds		



OVERALL TEAM STATISTICS As of 14 SEP 2008

全队技术统计

Team	GP		Field Goals		2 Points		3 Points		Free Throws		Rebounds			AS	TO	ST	BS	PF	PTS	PPG
			M/A	%	M/A	%	M/A	%	M/A	%	OR	DR	TOT							
AUS	7	For	195/404	48	191/375	51	4/29	14	91/146	62	69	189	258	96	80	51	3	120	485	69.3
		Agn	165/388	43	151/337	45	14/51	27	53/94	56	49	160	209	68	91	41	3	155	397	56.7
BRA	6	For	153/360	43	144/308	47	9/52	17	51/90	57	56	144	200	57	75	36	5	134	366	61.0
		Agn	161/341	47	154/314	49	7/27	26	75/147	51	61	168	229	70	75	39	2	105	404	67.3
CAN	7	For	195/445	44	180/397	45	15/48	31	91/169	54	89	250	339	115	105	52	7	132	496	70.9
		Agn	147/431	34	122/351	35	25/80	31	66/135	49	61	199	260	64	106	59	4	168	385	55.0
CHN	7	For	137/387	35	136/377	36	1/10	10	33/61	54	60	181	241	69	144	31	5	152	308	44.0
		Agn	225/472	48	215/434	50	10/38	26	72/143	50	100	201	301	112	72	82	8	88	532	76.0
GBR	7	For	178/404	44	163/348	47	15/56	27	88/150	59	66	205	271	83	64	30	3	117	459	65.6
		Agn	172/434	40	158/378	42	14/56	25	44/86	51	70	185	255	67	64	23	2	164	402	57.4
GER	6	For	184/437	42	181/404	45	3/33	9	55/100	55	66	161	227	89	49	65	2	130	426	71.0
		Agn	148/317	47	138/280	49	10/37	27	63/117	54	31	201	232	75	121	30	2	109	369	61.5
IRI	6	For	137/304	45	111/228	49	26/76	34	59/111	53	48	139	187	51	77	47	2	96	359	59.8
		Agn	143/326	44	139/288	48	4/38	11	54/97	56	62	131	193	69	79	29	2	104	344	57.3
ISR	7	For	154/374	41	147/329	45	7/45	16	64/122	52	73	163	236	80	68	42	5	120	379	54.1
		Agn	149/344	43	141/307	46	8/37	22	74/118	63	55	175	230	94	85	42	9	103	380	63.3
JPN	6	For	128/345	37	117/289	40	11/56	20	50/97	52	63	179	242	67	104	33		122	317	52.8
		Agn	159/393	40	149/352	42	10/41	24	63/112	56	71	174	245	74	56	60	3	110	391	65.2
RSA	6	For	141/345	41	122/291	42	19/54	35	48/83	58	47	159	206	60	117	53	6	116	349	58.2
		Agn	181/393	46	174/366	48	7/27	26	58/113	51	76	167	243	99	81	67	4	107	427	71.2
SWE	7	For	175/413	42	172/392	44	3/21	14	75/159	47	65	217	282	87	94	41	3	119	428	61.1
		Agn	195/466	42	178/409	44	17/57	30	58/108	54	77	207	284	91	84	52	3	150	465	66.4
USA	7	For	188/413	46	165/362	46	23/51	45	41/94	44	58	175	233	96	50	64	4	122	440	62.9
		Agn	120/326	37	110/284	39	10/42	24	66/112	59	47	194	241	67	113	21	3	117	316	45.1
<b>Totals</b>	40		1965/4631	42	1829/4100	45	136/531	26	746/1382	54	760	2162	2922	950	1027	545	45	1480	4812	120.3
<b>Avg. per Game</b>											19	54	73	25	27	15	1	37	120.3	

<b>Legend:</b>							
%	Shooting Percentage	<b>Agn</b>	Against	<b>AS</b>	Assists	<b>Avg</b>	Average
<b>BS</b>	Blocked Shots	<b>DR</b>	Defensive Rebounds	<b>GP</b>	Games Played	<b>M/A</b>	Made/Attempt
<b>OR</b>	Offensive Rebounds	<b>PF</b>	Fouls	<b>PPG</b>	Points Per Game	<b>PTS</b>	Points
<b>ST</b>	Steals	<b>TO</b>	Turnovers	<b>TOT</b>	Total Rebounds		



OVERALL TEAM STATISTICS As of 7 SEP 2008

全队技术统计

Team	GP		Field Goals		2 Points		3 Points		Free Throws		Rebounds			AS	TO	ST	BS	PF	PTS	PPG
			M/A	%	M/A	%	M/A	%	M/A	%	OR	DR	TOT							
AUS	1	For	30/62	48	30/58	52	0/4	0	13/21	62	11	24	35	14	11	10		22	73	73.0
		Agn	29/52	56	27/44	61	2/8	25	12/25	48	5	22	27	9	11	6		19	72	72.0
BRA	1	For	29/52	56	27/44	61	2/8	25	12/25	48	5	22	27	9	11	6		19	72	72.0
		Agn	30/62	48	30/58	52	0/4	0	13/21	62	11	24	35	14	11	10		22	73	73.0
CAN	0	For																	0	0.0
		Agn																		0
CHN	0	For																	0	0.0
		Agn																	0	0.0
GBR	0	For																	0	0.0
		Agn																	0	0.0
GER	0	For																	0	0.0
		Agn																	0	0.0
IRI	1	For	32/67	48	29/57	51	3/10	30	6/16	38	7	30	37	15	7	9		19	73	73.0
		Agn	24/58	41	20/46	43	4/12	33	10/19	53	9	30	39	9	16	5		16	62	62.0
ISR	1	For	20/60	33	19/53	36	1/7	14	12/17	71	12	27	39	11	13	3	1	17	53	53.0
		Agn	32/66	48	30/59	51	2/7	29	10/20	50	13	30	43	18	9	7	2	16	76	76.0
JPN	1	For	20/69	29	17/50	34	3/19	16	6/12	50	10	35	45	15	8	4		23	49	49.0
		Agn	23/59	39	23/57	40	0/2	0	15/30	50	9	40	49	13	6	4		12	61	61.0
RSA	1	For	24/58	41	20/46	43	4/12	33	10/19	53	9	30	39	9	16	5		16	62	62.0
		Agn	32/67	48	29/57	51	3/10	30	6/16	38	7	30	37	15	7	9		19	73	73.0
SWE	1	For	23/59	39	23/57	40	0/2	0	15/30	50	9	40	49	13	6	4		12	61	61.0
		Agn	20/69	29	17/50	34	3/19	16	6/12	50	10	35	45	15	8	4		23	49	49.0
USA	1	For	32/66	48	30/59	51	2/7	29	10/20	50	13	30	43	18	9	7	2	16	76	76.0
		Agn	20/60	33	19/53	36	1/7	14	12/17	71	12	27	39	11	13	3	1	17	53	53.0
<b>Totals</b>	<b>4</b>		210/493	43	195/424	46	15/69	22	84/160	53	76	238	314	104	81	48	3	144	519	129.8
<b>Avg. per Game</b>											19	61	80	26	20	12	2	36	129.8	

Legend:

%	Shooting Percentage	Agn	Against	AS	Assists	Avg	Average
BS	Blocked Shots	DR	Defensive Rebounds	GP	Games Played	M/A	Made/Attempt
OR	Offensive Rebounds	PF	Fouls	PPG	Points Per Game	PTS	Points
ST	Steals	TO	Turnovers	TOT	Total Rebounds		



OVERALL TEAM STATISTICS As of 15 SEP 2008

全队技术统计

Team	GP		Field Goals		2 Points		3 Points		Free Throws		Rebounds			AS	TO	ST	BS	PF	PTS	PPG
			M/A	%	M/A	%	M/A	%	M/A	%	OR	DR	TOT							
AUS	7	For	195/404	48	191/375	51	4/29	14	91/146	62	69	189	258	96	80	51	3	120	485	69.3
		Agn	165/388	43	151/337	45	14/51	27	53/94	56	49	160	209	68	91	41	3	155	397	56.7
BRA	6	For	153/360	43	144/308	47	9/52	17	51/90	57	56	144	200	57	75	36	5	134	366	61.0
		Agn	161/341	47	154/314	49	7/27	26	75/147	51	61	168	229	70	75	39	2	105	404	67.3
CAN	7	For	195/445	44	180/397	45	15/48	31	91/169	54	89	250	339	115	105	52	7	132	496	70.9
		Agn	147/431	34	122/351	35	25/80	31	66/135	49	61	199	260	64	106	59	4	168	385	55.0
CHN	7	For	137/387	35	136/377	36	1/10	10	33/61	54	60	181	241	69	144	31	5	152	308	44.0
		Agn	225/472	48	215/434	50	10/38	26	72/143	50	100	201	301	112	72	82	8	88	532	76.0
GBR	7	For	178/404	44	163/348	47	15/56	27	88/150	59	66	205	271	83	64	30	3	117	459	65.6
		Agn	172/434	40	158/378	42	14/56	25	44/86	51	70	185	255	67	64	23	2	164	402	57.4
GER	7	For	214/495	43	210/458	46	4/37	11	65/119	55	75	187	262	104	59	71	2	146	497	71.0
		Agn	171/373	46	159/326	49	12/47	26	72/132	55	38	223	261	84	133	34	2	130	426	60.9
IRI	6	For	137/304	45	111/228	49	26/76	34	59/111	53	48	139	187	51	77	47	2	96	359	59.8
		Agn	143/326	44	139/288	48	4/38	11	54/97	56	62	131	193	69	79	29	2	104	344	57.3
ISR	7	For	154/374	41	147/329	45	7/45	16	64/122	52	73	163	236	80	68	42	5	120	379	54.1
		Agn	149/344	43	141/307	46	8/37	22	74/118	63	55	175	230	94	85	42	9	103	380	63.3
JPN	8	For	151/401	38	138/335	41	13/66	20	59/112	53	70	201	271	76	116	37		143	374	46.8
		Agn	189/451	42	178/406	44	11/45	24	73/131	56	80	200	280	89	66	66	3	126	462	66.0
RSA	6	For	141/345	41	122/291	42	19/54	35	48/83	58	47	159	206	60	117	53	6	116	349	58.2
		Agn	181/393	46	174/366	48	7/27	26	58/113	51	76	167	243	99	81	67	4	107	427	71.2
SWE	7	For	175/413	42	172/392	44	3/21	14	75/159	47	65	217	282	87	94	41	3	119	428	61.1
		Agn	195/466	42	178/409	44	17/57	30	58/108	54	77	207	284	91	84	52	3	150	465	66.4
USA	7	For	188/413	46	165/362	46	23/51	45	41/94	44	58	175	233	96	50	64	4	122	440	62.9
		Agn	120/326	37	110/284	39	10/42	24	66/112	59	47	194	241	67	113	21	3	117	316	45.1
<b>Totals</b>	<b>42</b>		<b>2018/4745</b>	<b>43</b>	<b>1879/4200</b>	<b>45</b>	<b>139/545</b>	<b>26</b>	<b>765/1416</b>	<b>54</b>	<b>776</b>	<b>2210</b>	<b>2986</b>	<b>974</b>	<b>1049</b>	<b>555</b>	<b>45</b>	<b>1517</b>	<b>4940</b>	<b>117.6</b>
<b>Avg. per Game</b>											<b>18</b>	<b>54</b>	<b>71</b>	<b>23</b>	<b>26</b>	<b>13</b>	<b>1</b>	<b>36</b>	<b>117.6</b>	

Legend:

%	Shooting Percentage	Agn	Against	AS	Assists	Avg	Average
BS	Blocked Shots	DR	Defensive Rebounds	GP	Games Played	M/A	Made/Attempt
OR	Offensive Rebounds	PF	Fouls	PPG	Points Per Game	PTS	Points
ST	Steals	TO	Turnovers	TOT	Total Rebounds		



OVERALL TEAM STATISTICS As of 16 SEP 2008

全队技术统计

Team	GP		Field Goals		2 Points		3 Points		Free Throws		Rebounds			AS	TO	ST	BS	PF	PTS	PPG
			M/A	%	M/A	%	M/A	%	M/A	%	OR	DR	TOT							
AUS	7	For	195/404	48	191/375	51	4/29	14	91/146	62	69	189	258	96	80	51	3	120	485	69.3
		Agn	165/388	43	151/337	45	14/51	27	53/94	56	49	160	209	68	91	41	3	155	397	56.7
BRA	7	For	185/430	43	176/375	47	9/55	16	55/96	57	73	160	233	63	93	50	5	145	434	62.0
		Agn	180/383	47	170/350	49	10/33	30	80/154	52	66	190	256	76	107	49	2	119	450	64.3
CAN	7	For	195/445	44	180/397	45	15/48	31	91/169	54	89	250	339	115	105	52	7	132	496	70.9
		Agn	147/431	34	122/351	35	25/80	31	66/135	49	61	199	260	64	106	59	4	168	385	55.0
CHN	7	For	137/387	35	136/377	36	1/10	10	33/61	54	60	181	241	69	144	31	5	152	308	44.0
		Agn	225/472	48	215/434	50	10/38	26	72/143	50	100	201	301	112	72	82	8	88	532	76.0
GBR	7	For	178/404	44	163/348	47	15/56	27	88/150	59	66	205	271	83	64	30	3	117	459	65.6
		Agn	172/434	40	158/378	42	14/56	25	44/86	51	70	185	255	67	64	23	2	164	402	57.4
GER	7	For	214/495	43	210/458	46	4/37	11	65/119	55	75	187	262	104	59	71	2	146	497	71.0
		Agn	171/373	46	159/326	49	12/47	26	72/132	55	38	223	261	84	133	34	2	130	426	60.9
ISR	7	For	154/374	41	147/329	45	7/45	16	64/122	52	73	163	236	80	68	42	5	120	379	54.1
		Agn	149/344	43	141/307	46	8/37	22	74/118	63	55	175	230	94	85	42	9	103	380	63.3
JPN	8	For	151/401	38	138/335	41	13/66	20	59/112	53	70	201	271	76	116	37		143	374	46.8
		Agn	189/451	42	178/406	44	11/45	24	73/131	56	80	200	280	89	66	66	3	126	462	66.0
RSA	7	For	160/387	41	138/327	42	22/60	37	53/90	59	52	181	233	66	149	63	6	130	395	56.4
		Agn	213/463	46	206/433	48	7/30	23	62/119	52	93	183	276	105	99	81	4	118	495	70.7
SWE	7	For	175/413	42	172/392	44	3/21	14	75/159	47	65	217	282	87	94	41	3	119	428	61.1
		Agn	195/466	42	178/409	44	17/57	30	58/108	54	77	207	284	91	84	52	3	150	465	66.4
USA	7	For	188/413	46	165/362	46	23/51	45	41/94	44	58	175	233	96	50	64	4	122	440	62.9
		Agn	120/326	37	110/284	39	10/42	24	66/112	59	47	194	241	67	113	21	3	117	316	45.1
IRI	DSQ	For	137/304	45	111/228	49	26/76	34	59/111	53	48	139	187	51	77	47	2	96	359	59.8
		Agn	143/326	44	139/288	48	4/38	11	54/97	56	62	131	193	69	79	29	2	104	344	57.3
<b>Totals</b>	43		2069/4857	43	1927/4303	45	142/554	26	774/1429	54	798	2248	3046	986	1099	579	45	1542	5054	117.5
<b>Avg. per Game</b>											20	52	72	24	27	13	1	37	117.5	

Legend:

%	Shooting Percentage	Agn	Against	AS	Assists	Avg	Average
BS	Blocked Shots	DR	Defensive Rebounds	DSQ	Disqualified	GP	Games Played
M/A	Made/Attempt	OR	Offensive Rebounds	PF	Fouls	PPG	Points Per Game
PTS	Points	ST	Steals	TO	Turnovers	TOT	Total Rebounds





OVERALL TEAM STATISTICS As of 16 SEP 2008

全队技术统计

Team	GP		Field Goals		2 Points		3 Points		Free Throws		Rebounds			AS	TO	ST	BS	PF	PTS	PPG
			M/A	%	M/A	%	M/A	%	M/A	%	OR	DR	TOT							
AUS	7	For	195/404	48	191/375	51	4/29	14	91/146	62	69	189	258	96	80	51	3	120	485	69.3
		Agn	165/388	43	151/337	45	14/51	27	53/94	56	49	160	209	68	91	41	3	155	397	56.7
BRA	7	For	185/430	43	176/375	47	9/55	16	55/96	57	73	160	233	63	93	50	5	145	434	62.0
		Agn	180/383	47	170/350	49	10/33	30	80/154	52	66	190	256	76	107	49	2	119	450	64.3
CAN	7	For	195/445	44	180/397	45	15/48	31	91/169	54	89	250	339	115	105	52	7	132	496	70.9
		Agn	147/431	34	122/351	35	25/80	31	66/135	49	61	199	260	64	106	59	4	168	385	55.0
CHN	7	For	137/387	35	136/377	36	1/10	10	33/61	54	60	181	241	69	144	31	5	152	308	44.0
		Agn	225/472	48	215/434	50	10/38	26	72/143	50	100	201	301	112	72	82	8	88	532	76.0
GBR	7	For	178/404	44	163/348	47	15/56	27	88/150	59	66	205	271	83	64	30	3	117	459	65.6
		Agn	172/434	40	158/378	42	14/56	25	44/86	51	70	185	255	67	64	23	2	164	402	57.4
GER	8	For	240/556	43	235/515	46	5/41	12	75/134	56	85	210	295	117	72	81	3	167	560	70.0
		Agn	194/427	45	181/374	48	13/53	25	79/152	52	52	250	302	104	151	41	2	149	480	60.0
ISR	7	For	177/428	41	169/377	45	8/51	16	71/142	50	87	190	277	100	86	49	5	139	433	54.1
		Agn	175/405	43	166/364	46	9/41	22	84/133	63	65	198	263	107	98	52	10	124	443	63.3
JPN	7	For	151/401	38	138/335	41	13/66	20	59/112	53	70	201	271	76	116	37		143	374	46.8
		Agn	189/451	42	178/406	44	11/45	24	73/131	56	80	200	280	89	66	66	3	126	462	66.0
RSA	7	For	160/387	41	138/327	42	22/60	37	53/90	59	52	181	233	66	149	63	6	130	395	56.4
		Agn	213/463	46	206/433	48	7/30	23	62/119	52	93	183	276	105	99	81	4	118	495	70.7
SWE	7	For	175/413	42	172/392	44	3/21	14	75/159	47	65	217	282	87	94	41	3	119	428	61.1
		Agn	195/466	42	178/409	44	17/57	30	58/108	54	77	207	284	91	84	52	3	150	465	66.4
USA	7	For	188/413	46	165/362	46	23/51	45	41/94	44	58	175	233	96	50	64	4	122	440	62.9
		Agn	120/326	37	110/284	39	10/42	24	66/112	59	47	194	241	67	113	21	3	117	316	45.1
IRI	DSQ	For	137/304	45	111/228	49	26/76	34	59/111	53	48	139	187	51	77	47	2	96	359	59.8
		Agn	143/326	44	139/288	48	4/38	11	54/97	56	62	131	193	69	79	29	2	104	344	57.3
<b>Totals</b>	<b>44</b>		<b>2118/4972</b>	<b>43</b>	<b>1974/4408</b>	<b>45</b>	<b>144/564</b>	<b>26</b>	<b>791/1464</b>	<b>54</b>	<b>822</b>	<b>2298</b>	<b>3120</b>	<b>1019</b>	<b>1130</b>	<b>596</b>	<b>46</b>	<b>1582</b>	<b>5171</b>	<b>117.5</b>
<b>Avg. per Game</b>											<b>20</b>	<b>52</b>	<b>72</b>	<b>23</b>	<b>27</b>	<b>15</b>	<b>1</b>	<b>37</b>	<b>117.5</b>	

Legend:

%	Shooting Percentage	Agn	Against	AS	Assists	Avg	Average
BS	Blocked Shots	DR	Defensive Rebounds	DSQ	Disqualified	GP	Games Played
M/A	Made/Attempt	OR	Offensive Rebounds	PF	Fouls	PPG	Points Per Game
PTS	Points	ST	Steals	TO	Turnovers	TOT	Total Rebounds



OVERALL TEAM STATISTICS As of 16 SEP 2008

全队技术统计

Team	GP		Field Goals		2 Points		3 Points		Free Throws		Rebounds			AS	TO	ST	BS	PF	PTS	PPG
			M/A	%	M/A	%	M/A	%	M/A	%	OR	DR	TOT							
AUS	7	For	195/404	48	191/375	51	4/29	14	91/146	62	69	189	258	96	80	51	3	120	485	69.3
		Agn	165/388	43	151/337	45	14/51	27	53/94	56	49	160	209	68	91	41	3	155	397	56.7
BRA	7	For	185/430	43	176/375	47	9/55	16	55/96	57	73	160	233	63	93	50	5	145	434	62.0
		Agn	180/383	47	170/350	49	10/33	30	80/154	52	66	190	256	76	107	49	2	119	450	64.3
CAN	7	For	195/445	44	180/397	45	15/48	31	91/169	54	89	250	339	115	105	52	7	132	496	70.9
		Agn	147/431	34	122/351	35	25/80	31	66/135	49	61	199	260	64	106	59	4	168	385	55.0
CHN	7	For	137/387	35	136/377	36	1/10	10	33/61	54	60	181	241	69	144	31	5	152	308	44.0
		Agn	225/472	48	215/434	50	10/38	26	72/143	50	100	201	301	112	72	82	8	88	532	76.0
GBR	8	For	207/456	45	188/392	48	19/64	30	111/185	60	71	233	304	97	74	33	3	138	544	68.0
		Agn	207/499	41	192/437	44	15/62	24	50/100	50	75	208	283	81	71	28	3	192	479	59.9
GER	8	For	240/556	43	235/515	46	5/41	12	75/134	56	85	210	295	117	72	81	3	167	560	70.0
		Agn	194/427	45	181/374	48	13/53	25	79/152	52	52	250	302	104	151	41	2	149	480	60.0
ISR	7	For	177/428	41	169/377	45	8/51	16	71/142	50	87	190	277	100	86	49	5	139	433	61.9
		Agn	175/405	43	166/364	46	9/41	22	84/133	63	65	198	263	107	98	52	10	124	443	63.3
JPN	7	For	151/401	38	138/335	41	13/66	20	59/112	53	70	201	271	76	116	37		143	374	53.4
		Agn	189/451	42	178/406	44	11/45	24	73/131	56	80	200	280	89	66	66	3	126	462	66.0
RSA	7	For	160/387	41	138/327	42	22/60	37	53/90	59	52	181	233	66	149	63	6	130	395	56.4
		Agn	213/463	46	206/433	48	7/30	23	62/119	52	93	183	276	105	99	81	4	118	495	70.7
SWE	7	For	175/413	42	172/392	44	3/21	14	75/159	47	65	217	282	87	94	41	3	119	428	61.1
		Agn	195/466	42	178/409	44	17/57	30	58/108	54	77	207	284	91	84	52	3	150	465	66.4
USA	8	For	223/478	47	199/421	47	24/57	42	47/108	44	63	198	261	110	57	69	5	150	517	64.6
		Agn	149/378	39	135/328	41	14/50	28	89/147	61	52	222	274	81	123	24	3	138	401	50.1
IRI	DSQ	For	137/304	45	111/228	49	26/76	34	59/111	53	48	139	187	51	77	47	2	96	359	59.8
		Agn	143/326	44	139/288	48	4/38	11	54/97	56	62	131	193	69	79	29	2	104	344	57.3
<b>Totals</b>	43		2182/5089	43	2033/4511	45	149/578	26	820/1513	54	832	2349	3181	1047	1147	604	47	1631	5333	124.0
<b>Avg. per Game</b>											19	56	75	24	28	14	1	39	124.0	

<b>Legend:</b>							
%	Shooting Percentage	<b>Agn</b>	Against	<b>AS</b>	Assists	<b>Avg</b>	Average
<b>BS</b>	Blocked Shots	<b>DR</b>	Defensive Rebounds	<b>DSQ</b>	Disqualified	<b>GP</b>	Games Played
<b>M/A</b>	Made/Attempt	<b>OR</b>	Offensive Rebounds	<b>PF</b>	Fouls	<b>PPG</b>	Points Per Game
<b>PTS</b>	Points	<b>ST</b>	Steals	<b>TO</b>	Turnovers	<b>TOT</b>	Total Rebounds



OVERALL TEAM STATISTICS As of 16 SEP 2008

全队技术统计

Team	GP		Field Goals		2 Points		3 Points		Free Throws		Rebounds			AS	TO	ST	BS	PF	PTS	PPG
			M/A	%	M/A	%	M/A	%	M/A	%	OR	DR	TOT							
AUS	8	For	221/458	48	217/424	51	4/34	12	111/172	65	75	214	289	116	92	61	3	141	557	69.6
		Agn	187/444	42	170/384	44	17/60	28	66/118	56	61	183	244	84	106	47	3	179	457	57.1
BRA	7	For	185/430	43	176/375	47	9/55	16	55/96	57	73	160	233	63	93	50	5	145	434	62.0
		Agn	180/383	47	170/350	49	10/33	30	80/154	52	66	190	256	76	107	49	2	119	450	64.3
CAN	8	For	217/501	43	199/444	45	18/57	32	104/193	54	101	273	374	131	120	58	7	156	556	69.5
		Agn	173/485	36	148/400	37	25/85	29	86/161	53	67	224	291	84	118	69	4	189	457	57.1
CHN	7	For	137/387	35	136/377	36	1/10	10	33/61	54	60	181	241	69	144	31	5	152	308	44.0
		Agn	225/472	48	215/434	50	10/38	26	72/143	50	100	201	301	112	72	82	8	88	532	76.0
GBR	8	For	207/456	45	188/392	48	19/64	30	111/185	60	71	233	304	97	74	33	3	138	544	68.0
		Agn	207/499	41	192/437	44	15/62	24	50/100	50	75	208	283	81	71	28	3	192	479	59.9
GER	8	For	240/556	43	235/515	46	5/41	12	75/134	56	85	210	295	117	72	81	3	167	560	70.0
		Agn	194/427	45	181/374	48	13/53	25	79/152	52	52	250	302	104	151	41	2	149	480	60.0
ISR	7	For	177/428	41	169/377	45	8/51	16	71/142	50	87	190	277	100	86	49	5	139	433	61.9
		Agn	175/405	43	166/364	46	9/41	22	84/133	63	65	198	263	107	98	52	10	124	443	63.3
JPN	7	For	151/401	38	138/335	41	13/66	20	59/112	53	70	201	271	76	116	37		143	374	53.4
		Agn	189/451	42	178/406	44	11/45	24	73/131	56	80	200	280	89	66	66	3	126	462	66.0
RSA	7	For	160/387	41	138/327	42	22/60	37	53/90	59	52	181	233	66	149	63	6	130	395	56.4
		Agn	213/463	46	206/433	48	7/30	23	62/119	52	93	183	276	105	99	81	4	118	495	70.7
SWE	7	For	175/413	42	172/392	44	3/21	14	75/159	47	65	217	282	87	94	41	3	119	428	61.1
		Agn	195/466	42	178/409	44	17/57	30	58/108	54	77	207	284	91	84	52	3	150	465	66.4
USA	8	For	223/478	47	199/421	47	24/57	42	47/108	44	63	198	261	110	57	69	5	150	517	64.6
		Agn	149/378	39	135/328	41	14/50	28	89/147	61	52	222	274	81	123	24	3	138	401	50.1
IRI	DSQ	For	137/304	45	111/228	49	26/76	34	59/111	53	48	139	187	51	77	47	2	96	359	59.8
		Agn	143/326	44	139/288	48	4/38	11	54/97	56	62	131	193	69	79	29	2	104	344	57.3
<b>Totals</b>	<b>44</b>		<b>2230/5199</b>	<b>43</b>	<b>2078/4607</b>	<b>45</b>	<b>152/592</b>	<b>26</b>	<b>853/1563</b>	<b>55</b>	<b>850</b>	<b>2397</b>	<b>3247</b>	<b>1083</b>	<b>1174</b>	<b>620</b>	<b>47</b>	<b>1676</b>	<b>5465</b>	<b>124.2</b>
<b>Avg. per Game</b>											<b>19</b>	<b>54</b>	<b>75</b>	<b>26</b>	<b>28</b>	<b>14</b>	<b>1</b>	<b>38</b>	<b>124.2</b>	

Legend:

%	Shooting Percentage	Agn	Against	AS	Assists	Avg	Average
BS	Blocked Shots	DR	Defensive Rebounds	DSQ	Disqualified	GP	Games Played
M/A	Made/Attempt	OR	Offensive Rebounds	PF	Fouls	PPG	Points Per Game
PTS	Points	ST	Steals	TO	Turnovers	TOT	Total Rebounds



OVERALL TEAM STATISTICS As of 7 SEP 2008  
全队技术统计

Team	GP		Field Goals		2 Points		3 Points		Free Throws		Rebounds			AS	TO	ST	BS	PF	PTS	PPG
			M/A	%	M/A	%	M/A	%	M/A	%	OR	DR	TOT							
AUS	1	For	30/62	48	30/58	52	0/4	0	13/21	62	11	24	35	14	11	10		22	73	73.0
		Agn	29/52	56	27/44	61	2/8	25	12/25	48	5	22	27	9	11	6		19	72	72.0
BRA	1	For	29/52	56	27/44	61	2/8	25	12/25	48	5	22	27	9	11	6		19	72	72.0
		Agn	30/62	48	30/58	52	0/4	0	13/21	62	11	24	35	14	11	10		22	73	73.0
CAN	0	For																	0	0.0
		Agn																		0
CHN	1	For	16/63	25	16/61	26	0/2	0	2/4	50	11	27	38	4	16	2		20	34	34.0
		Agn	35/71	49	33/63	52	2/8	25	9/18	50	14	34	48	13	7	8	2	10	81	81.0
GBR	1	For	35/71	49	33/63	52	2/8	25	9/18	50	14	34	48	13	7	8	2	10	81	81.0
		Agn	16/63	25	16/61	26	0/2	0	2/4	50	11	27	38	4	16	2		20	34	34.0
GER	0	For																	0	0.0
		Agn																		0
IRI	1	For	32/67	48	29/57	51	3/10	30	6/16	38	7	30	37	15	7	9		19	73	73.0
		Agn	24/58	41	20/46	43	4/12	33	10/19	53	9	30	39	9	16	5		16	62	62.0
ISR	1	For	20/60	33	19/53	36	1/7	14	12/17	71	12	27	39	11	13	3	1	17	53	53.0
		Agn	32/66	48	30/59	51	2/7	29	10/20	50	13	30	43	18	9	7	2	16	76	76.0
JPN	1	For	20/69	29	17/50	34	3/19	16	6/12	50	10	35	45	15	8	4		23	49	49.0
		Agn	23/59	39	23/57	40	0/2	0	15/30	50	9	40	49	13	6	4		12	61	61.0
RSA	1	For	24/58	41	20/46	43	4/12	33	10/19	53	9	30	39	9	16	5		16	62	62.0
		Agn	32/67	48	29/57	51	3/10	30	6/16	38	7	30	37	15	7	9		19	73	73.0
SWE	1	For	23/59	39	23/57	40	0/2	0	15/30	50	9	40	49	13	6	4		12	61	61.0
		Agn	20/69	29	17/50	34	3/19	16	6/12	50	10	35	45	15	8	4		23	49	49.0
USA	1	For	32/66	48	30/59	51	2/7	29	10/20	50	13	30	43	18	9	7	2	16	76	76.0
		Agn	20/60	33	19/53	36	1/7	14	12/17	71	12	27	39	11	13	3	1	17	53	53.0
<b>Totals</b>	<b>5</b>		261/627	42	244/548	45	17/79	22	95/182	52	101	299	400	121	104	58	5	174	634	126.8
<b>Avg. per Game</b>											20	61	80	24	22	13	1	36	126.8	

Legend:

%	Shooting Percentage	Agn	Against	AS	Assists	Avg	Average
BS	Blocked Shots	DR	Defensive Rebounds	GP	Games Played	M/A	Made/Attempt
OR	Offensive Rebounds	PF	Fouls	PPG	Points Per Game	PTS	Points
ST	Steals	TO	Turnovers	TOT	Total Rebounds		



OVERALL TEAM STATISTICS As of 7 SEP 2008

全队技术统计

Team	GP		Field Goals		2 Points		3 Points		Free Throws		Rebounds			AS	TO	ST	BS	PF	PTS	PPG
			M/A	%	M/A	%	M/A	%	M/A	%	OR	DR	TOT							
AUS	1	For	30/62	48	30/58	52	0/4	0	13/21	62	11	24	35	14	11	10		22	73	73.0
		Agn	29/52	56	27/44	61	2/8	25	12/25	48	5	22	27	9	11	6		19	72	72.0
BRA	1	For	29/52	56	27/44	61	2/8	25	12/25	48	5	22	27	9	11	6		19	72	72.0
		Agn	30/62	48	30/58	52	0/4	0	13/21	62	11	24	35	14	11	10		22	73	73.0
CAN	1	For	23/64	36	21/56	38	2/8	25	14/23	61	8	38	46	12	12	3	2	23	62	62.0
		Agn	22/65	34	22/56	39	0/9	0	15/29	52	8	37	45	10	11	5		25	59	59.0
CHN	1	For	16/63	25	16/61	26	0/2	0	2/4	50	11	27	38	4	16	2		20	34	34.0
		Agn	35/71	49	33/63	52	2/8	25	9/18	50	14	34	48	13	7	8	2	10	81	81.0
GBR	1	For	35/71	49	33/63	52	2/8	25	9/18	50	14	34	48	13	7	8	2	10	81	81.0
		Agn	16/63	25	16/61	26	0/2	0	2/4	50	11	27	38	4	16	2		20	34	34.0
GER	1	For	22/65	34	22/56	39	0/9	0	15/29	52	8	37	45	10	11	5		25	59	59.0
		Agn	23/64	36	21/56	38	2/8	25	14/23	61	8	38	46	12	12	3	2	23	62	62.0
IRI	1	For	32/67	48	29/57	51	3/10	30	6/16	38	7	30	37	15	7	9		19	73	73.0
		Agn	24/58	41	20/46	43	4/12	33	10/19	53	9	30	39	9	16	5		16	62	62.0
ISR	1	For	20/60	33	19/53	36	1/7	14	12/17	71	12	27	39	11	13	3	1	17	53	53.0
		Agn	32/66	48	30/59	51	2/7	29	10/20	50	13	30	43	18	9	7	2	16	76	76.0
JPN	1	For	20/69	29	17/50	34	3/19	16	6/12	50	10	35	45	15	8	4		23	49	49.0
		Agn	23/59	39	23/57	40	0/2	0	15/30	50	9	40	49	13	6	4		12	61	61.0
RSA	1	For	24/58	41	20/46	43	4/12	33	10/19	53	9	30	39	9	16	5		16	62	62.0
		Agn	32/67	48	29/57	51	3/10	30	6/16	38	7	30	37	15	7	9		19	73	73.0
SWE	1	For	23/59	39	23/57	40	0/2	0	15/30	50	9	40	49	13	6	4		12	61	61.0
		Agn	20/69	29	17/50	34	3/19	16	6/12	50	10	35	45	15	8	4		23	49	49.0
USA	1	For	32/66	48	30/59	51	2/7	29	10/20	50	13	30	43	18	9	7	2	16	76	76.0
		Agn	20/60	33	19/53	36	1/7	14	12/17	71	12	27	39	11	13	3	1	17	53	53.0
<b>Totals</b>	<b>6</b>		306/756	40	287/660	43	19/96	20	124/234	53	117	374	491	143	127	66	7	222	755	125.8
<b>Avg. per Game</b>											21	62	83	25	21	11	1	37	125.8	

Legend:

%	Shooting Percentage	Agn	Against	AS	Assists	Avg	Average
BS	Blocked Shots	DR	Defensive Rebounds	GP	Games Played	M/A	Made/Attempt
OR	Offensive Rebounds	PF	Fouls	PPG	Points Per Game	PTS	Points
ST	Steals	TO	Turnovers	TOT	Total Rebounds		



OVERALL TEAM STATISTICS As of 8 SEP 2008  
全队技术统计

Team	GP		Field Goals		2 Points		3 Points		Free Throws		Rebounds			AS	TO	ST	BS	PF	PTS	PPG
			M/A	%	M/A	%	M/A	%	M/A	%	OR	DR	TOT							
AUS	1	For	30/62	48	30/58	52	0/4	0	13/21	62	11	24	35	14	11	10		22	73	73.0
		Agn	29/52	56	27/44	61	2/8	25	12/25	48	5	22	27	9	11	6		19	72	72.0
BRA	2	For	44/105	42	41/85	48	3/20	15	22/43	51	12	48	60	14	31	12		37	113	56.5
		Agn	66/127	52	60/115	52	6/12	50	22/42	52	21	57	78	32	21	23		43	160	80.0
CAN	1	For	23/64	36	21/56	38	2/8	25	14/23	61	8	38	46	12	12	3	2	23	62	62.0
		Agn	22/65	34	22/56	39	0/9	0	15/29	52	8	37	45	10	11	5		25	59	59.0
CHN	1	For	16/63	25	16/61	26	0/2	0	2/4	50	11	27	38	4	16	2		20	34	34.0
		Agn	35/71	49	33/63	52	2/8	25	9/18	50	14	34	48	13	7	8	2	10	81	81.0
GBR	1	For	35/71	49	33/63	52	2/8	25	9/18	50	14	34	48	13	7	8	2	10	81	81.0
		Agn	16/63	25	16/61	26	0/2	0	2/4	50	11	27	38	4	16	2		20	34	34.0
GER	1	For	22/65	34	22/56	39	0/9	0	15/29	52	8	37	45	10	11	5		25	59	59.0
		Agn	23/64	36	21/56	38	2/8	25	14/23	61	8	38	46	12	12	3	2	23	62	62.0
IRI	1	For	32/67	48	29/57	51	3/10	30	6/16	38	7	30	37	15	7	9		19	73	73.0
		Agn	24/58	41	20/46	43	4/12	33	10/19	53	9	30	39	9	16	5		16	62	62.0
ISR	1	For	20/60	33	19/53	36	1/7	14	12/17	71	12	27	39	11	13	3	1	17	53	53.0
		Agn	32/66	48	30/59	51	2/7	29	10/20	50	13	30	43	18	9	7	2	16	76	76.0
JPN	1	For	20/69	29	17/50	34	3/19	16	6/12	50	10	35	45	15	8	4		23	49	49.0
		Agn	23/59	39	23/57	40	0/2	0	15/30	50	9	40	49	13	6	4		12	61	61.0
RSA	1	For	24/58	41	20/46	43	4/12	33	10/19	53	9	30	39	9	16	5		16	62	62.0
		Agn	32/67	48	29/57	51	3/10	30	6/16	38	7	30	37	15	7	9		19	73	73.0
SWE	1	For	23/59	39	23/57	40	0/2	0	15/30	50	9	40	49	13	6	4		12	61	61.0
		Agn	20/69	29	17/50	34	3/19	16	6/12	50	10	35	45	15	8	4		23	49	49.0
USA	2	For	68/131	52	60/116	52	8/15	53	19/41	46	23	63	86	36	19	20	2	37	163	81.5
		Agn	35/113	31	33/94	35	2/19	11	22/35	63	19	53	72	16	33	9	1	35	94	47.0
<b>Totals</b>	<b>7</b>		<b>357/874</b>	<b>41</b>	<b>331/758</b>	<b>44</b>	<b>26/116</b>	<b>22</b>	<b>143/273</b>	<b>52</b>	<b>134</b>	<b>433</b>	<b>567</b>	<b>166</b>	<b>157</b>	<b>85</b>	<b>7</b>	<b>261</b>	<b>883</b>	<b>126.1</b>
<b>Avg. per Game</b>											<b>19</b>	<b>63</b>	<b>81</b>	<b>25</b>	<b>22</b>	<b>12</b>	<b>1</b>	<b>37</b>	<b>126.1</b>	

Legend:

%	Shooting Percentage	Agn	Against	AS	Assists	Avg	Average
BS	Blocked Shots	DR	Defensive Rebounds	GP	Games Played	M/A	Made/Attempt
OR	Offensive Rebounds	PF	Fouls	PPG	Points Per Game	PTS	Points
ST	Steals	TO	Turnovers	TOT	Total Rebounds		



OVERALL TEAM STATISTICS As of 8 SEP 2008  
全队技术统计

Team	GP		Field Goals		2 Points		3 Points		Free Throws		Rebounds			AS	TO	ST	BS	PF	PTS	PPG
			M/A	%	M/A	%	M/A	%	M/A	%	OR	DR	TOT							
AUS	1	For	30/62	48	30/58	52	0/4	0	13/21	62	11	24	35	14	11	10		22	73	73.0
		Agn	29/52	56	27/44	61	2/8	25	12/25	48	5	22	27	9	11	6		19	72	72.0
BRA	2	For	44/105	42	41/85	48	3/20	15	22/43	51	12	48	60	14	31	12		37	113	56.5
		Agn	66/127	52	60/115	52	6/12	50	22/42	52	21	57	78	32	21	23		43	160	80.0
CAN	1	For	23/64	36	21/56	38	2/8	25	14/23	61	8	38	46	12	12	3	2	23	62	62.0
		Agn	22/65	34	22/56	39	0/9	0	15/29	52	8	37	45	10	11	5		25	59	59.0
CHN	2	For	34/118	29	34/113	30	0/5	0	7/13	54	15	54	69	15	37	6		35	75	37.5
		Agn	71/139	51	69/130	53	2/9	22	17/32	53	22	68	90	33	17	19	3	22	161	80.5
GBR	1	For	35/71	49	33/63	52	2/8	25	9/18	50	14	34	48	13	7	8	2	10	81	81.0
		Agn	16/63	25	16/61	26	0/2	0	2/4	50	11	27	38	4	16	2		20	34	34.0
GER	1	For	22/65	34	22/56	39	0/9	0	15/29	52	8	37	45	10	11	5		25	59	59.0
		Agn	23/64	36	21/56	38	2/8	25	14/23	61	8	38	46	12	12	3	2	23	62	62.0
IRI	1	For	32/67	48	29/57	51	3/10	30	6/16	38	7	30	37	15	7	9		19	73	73.0
		Agn	24/58	41	20/46	43	4/12	33	10/19	53	9	30	39	9	16	5		16	62	62.0
ISR	2	For	56/128	44	55/120	46	1/8	13	20/31	65	20	61	81	31	23	14	2	29	133	66.5
		Agn	50/121	41	48/111	43	2/10	20	15/29	52	17	57	74	29	30	11	2	31	117	58.5
JPN	1	For	20/69	29	17/50	34	3/19	16	6/12	50	10	35	45	15	8	4		23	49	49.0
		Agn	23/59	39	23/57	40	0/2	0	15/30	50	9	40	49	13	6	4		12	61	61.0
RSA	1	For	24/58	41	20/46	43	4/12	33	10/19	53	9	30	39	9	16	5		16	62	62.0
		Agn	32/67	48	29/57	51	3/10	30	6/16	38	7	30	37	15	7	9		19	73	73.0
SWE	1	For	23/59	39	23/57	40	0/2	0	15/30	50	9	40	49	13	6	4		12	61	61.0
		Agn	20/69	29	17/50	34	3/19	16	6/12	50	10	35	45	15	8	4		23	49	49.0
USA	2	For	68/131	52	60/116	52	8/15	53	19/41	46	23	63	86	36	19	20	2	37	163	81.5
		Agn	35/113	31	33/94	35	2/19	11	22/35	63	19	53	72	16	33	9	1	35	94	47.0
<b>Totals</b>	<b>8</b>		411/997	41	385/877	44	26/120	22	156/296	53	146	494	640	197	188	100	8	288	1004	125.5
<b>Avg. per Game</b>											18	63	80	26	25	14	1	36	125.5	

Legend:

%	Shooting Percentage	Agn	Against	AS	Assists	Avg	Average
BS	Blocked Shots	DR	Defensive Rebounds	GP	Games Played	M/A	Made/Attempt
OR	Offensive Rebounds	PF	Fouls	PPG	Points Per Game	PTS	Points
ST	Steals	TO	Turnovers	TOT	Total Rebounds		



OVERALL TEAM STATISTICS As of 8 SEP 2008

全队技术统计

Team	GP		Field Goals		2 Points		3 Points		Free Throws		Rebounds			AS	TO	ST	BS	PF	PTS	PPG
			M/A	%	M/A	%	M/A	%	M/A	%	OR	DR	TOT							
AUS	1	For	30/62	48	30/58	52	0/4	0	13/21	62	11	24	35	14	11	10		22	73	73.0
		Agn	29/52	56	27/44	61	2/8	25	12/25	48	5	22	27	9	11	6		19	72	72.0
BRA	2	For	44/105	42	41/85	48	3/20	15	22/43	51	12	48	60	14	31	12		37	113	56.5
		Agn	66/127	52	60/115	52	6/12	50	22/42	52	21	57	78	32	21	23		43	160	80.0
CAN	1	For	23/64	36	21/56	38	2/8	25	14/23	61	8	38	46	12	12	3	2	23	62	62.0
		Agn	22/65	34	22/56	39	0/9	0	15/29	52	8	37	45	10	11	5		25	59	59.0
CHN	2	For	34/118	29	34/113	30	0/5	0	7/13	54	15	54	69	15	37	6		35	75	37.5
		Agn	71/139	51	69/130	53	2/9	22	17/32	53	22	68	90	33	17	19	3	22	161	80.5
GBR	1	For	35/71	49	33/63	52	2/8	25	9/18	50	14	34	48	13	7	8	2	10	81	81.0
		Agn	16/63	25	16/61	26	0/2	0	2/4	50	11	27	38	4	16	2		20	34	34.0
GER	1	For	22/65	34	22/56	39	0/9	0	15/29	52	8	37	45	10	11	5		25	59	59.0
		Agn	23/64	36	21/56	38	2/8	25	14/23	61	8	38	46	12	12	3	2	23	62	62.0
IRI	2	For	68/142	48	56/111	50	12/31	39	17/32	53	19	63	82	27	18	18	1	42	165	82.5
		Agn	50/122	41	46/106	43	4/16	25	24/42	57	17	57	74	22	30	9	2	37	128	64.0
ISR	2	For	56/128	44	55/120	46	1/8	13	20/31	65	20	61	81	31	23	14	2	29	133	66.5
		Agn	50/121	41	48/111	43	2/10	20	15/29	52	17	57	74	29	30	11	2	31	117	58.5
JPN	1	For	20/69	29	17/50	34	3/19	16	6/12	50	10	35	45	15	8	4		23	49	49.0
		Agn	23/59	39	23/57	40	0/2	0	15/30	50	9	40	49	13	6	4		12	61	61.0
RSA	1	For	24/58	41	20/46	43	4/12	33	10/19	53	9	30	39	9	16	5		16	62	62.0
		Agn	32/67	48	29/57	51	3/10	30	6/16	38	7	30	37	15	7	9		19	73	73.0
SWE	2	For	49/123	40	49/117	42	0/6	0	29/53	55	17	67	84	26	20	8	2	33	127	63.5
		Agn	56/144	39	44/104	42	12/40	30	17/28	61	22	68	90	27	19	13	1	46	141	70.5
USA	2	For	68/131	52	60/116	52	8/15	53	19/41	46	23	63	86	36	19	20	2	37	163	81.5
		Agn	35/113	31	33/94	35	2/19	11	22/35	63	19	53	72	16	33	9	1	35	94	47.0
<b>Totals</b>	<b>9</b>		<b>473/1136</b>	<b>42</b>	<b>438/991</b>	<b>44</b>	<b>35/145</b>	<b>24</b>	<b>181/335</b>	<b>54</b>	<b>166</b>	<b>554</b>	<b>720</b>	<b>222</b>	<b>213</b>	<b>113</b>	<b>11</b>	<b>332</b>	<b>1162</b>	<b>129.1</b>
<b>Avg. per Game</b>											<b>18</b>	<b>63</b>	<b>80</b>	<b>26</b>	<b>25</b>	<b>14</b>	<b>1</b>	<b>38</b>	<b>129.1</b>	

Legend:

%	Shooting Percentage	Agn	Against	AS	Assists	Avg	Average
BS	Blocked Shots	DR	Defensive Rebounds	GP	Games Played	M/A	Made/Attempt
OR	Offensive Rebounds	PF	Fouls	PPG	Points Per Game	PTS	Points
ST	Steals	TO	Turnovers	TOT	Total Rebounds		





## TEAM STATISTICS As of 7 SEP 2008

球队技术统计表

### TOTAL FIELD GOALS %

Rk	Team	GP	M/A	%
1	IRI	1	32/67	47.8
2	RSA	1	24/58	41.4

### FREE THROWS %

Rk	Team	GP	M/A	%
1	RSA	1	10/19	52.6
2	IRI	1	6/16	37.5

### REBOUNDS

Rk	Team	GP	Off	Def	Total	Avg
1	RSA	1	9	30	39	39.0
2	IRI	1	7	30	37	37.0

### TURNOVERS

Rk	Team	GP	Total	Avg
1	RSA	1	16	16.0
2	IRI	1	7	7.0

### 2 POINTS FIELD GOALS %

Rk	Team	GP	M/A	%
1	IRI	1	29/57	50.9
2	RSA	1	20/46	43.5

### POINTS FOR

Rk	Team	GP	Total	Avg
1	IRI	1	73	73.0
2	RSA	1	62	62.0

### ASSISTS

Rk	Team	GP	Total	Avg
1	IRI	1	15	15.0
2	RSA	1	9	9.0

### STEALS

Rk	Team	GP	Total	Avg
1	IRI	1	9	9.0
2	RSA	1	5	5.0

### 3 POINTS FIELD GOALS %

Rk	Team	GP	M/A	%
1	RSA	1	4/12	33.3
2	IRI	1	3/10	30.0

### POINTS AGAINST

Rk	Team	GP	Total	Avg
1	IRI	1	62	62.0
2	RSA	1	73	73.0

### FOULS

Rk	Team	GP	Total	Avg
1	IRI	1	19	19.0
2	RSA	1	16	16.0

### BLOCKED SHOTS

Rk	Team	GP	Total	Avg
0	IRI	1		
0	RSA	1		

**Legend:**

%	Shooting Percentage	Avg	Average per Game	Def	Defensive Rebounds	GP	Games Played
M/A	Made/Attempt	Off	Offensive Rebounds	Rk	Rank		



**TEAM STATISTICS** As of 8 SEP 2008  
球队技术统计表

**TOTAL FIELD GOALS %**

Rk	Team	GP	M/A	%
1	USA	2	68/131	51.9
2	GBR	1	35/71	49.3
3	AUS	1	30/62	48.4
4	IRI	2	68/142	47.9
5	ISR	2	56/128	43.7
6	CAN	2	53/125	42.4
7	RSA	2	48/114	42.1
8	BRA	2	44/105	41.9
9	SWE	2	49/123	39.8
10	JPN	2	35/95	36.8
11	GER	2	34/99	34.3
12	CHN	2	34/118	28.8

**2 POINTS FIELD GOALS %**

Rk	Team	GP	M/A	%
1	GBR	1	33/63	52.4
2	USA	2	60/116	51.7
3	AUS	1	30/58	51.7
4	IRI	2	56/111	50.5
5	BRA	2	41/85	48.2
6	ISR	2	55/120	45.8
7	CAN	2	48/111	43.2
8	JPN	2	32/76	42.1
9	SWE	2	49/117	41.9
10	RSA	2	38/91	41.7
11	GER	2	33/88	37.5
12	CHN	2	34/113	30.1

**3 POINTS FIELD GOALS %**

Rk	Team	GP	M/A	%
1	USA	2	8/15	53.3
2	RSA	2	10/23	43.5
3	IRI	2	12/31	38.7
4	CAN	2	5/14	35.7
5	GBR	1	2/8	25.0
6	JPN	2	3/19	15.8
7	BRA	2	3/20	15.0
8	ISR	2	1/8	12.5
9	GER	2	1/11	9.1
10	AUS	1	0/4	0.0
10	CHN	2	0/5	0.0
10	SWE	2	0/6	0.0

**FREE THROWS %**

Rk	Team	GP	M/A	%
1	ISR	2	20/31	64.5
2	AUS	1	13/21	61.9
3	CAN	2	31/51	60.8
4	SWE	2	29/53	54.7
5	GER	2	19/35	54.3
6	CHN	2	7/13	53.8
7	IRI	2	17/32	53.1
8	BRA	2	22/43	51.2
9	RSA	2	11/22	50.0
10	GBR	1	9/18	50.0
11	USA	2	19/41	46.3
12	JPN	2	8/19	42.1

**POINTS FOR**

Rk	Team	GP	Total	Avg
1	IRI	2	165	82.5
2	USA	2	163	81.5
3	GBR	1	81	81.0
4	AUS	1	73	73.0
5	CAN	2	142	71.0
6	ISR	2	133	66.5
7	SWE	2	127	63.5
8	RSA	2	117	58.5
9	BRA	2	113	56.5
10	GER	2	88	44.0
11	JPN	2	81	40.5
12	CHN	2	75	37.5

**POINTS AGAINST**

Rk	Team	GP	Total	Avg
1	GBR	1	34	34.0
2	JPN	2	90	45.0
3	GER	2	94	47.0
3	USA	2	94	47.0
5	CAN	2	114	57.0
6	ISR	2	117	58.5
7	IRI	2	128	64.0
8	SWE	2	141	70.5
9	AUS	1	72	72.0
10	RSA	2	153	76.5
11	BRA	2	160	80.0
12	CHN	2	161	80.5

**REBOUNDS**

Rk	Team	GP	Off	Def	Total	Avg
1	GBR	1	14	34	48	48.0
2	USA	2	23	63	86	43.0
3	CAN	2	22	63	85	42.5
4	SWE	2	17	67	84	42.0
5	IRI	2	19	63	82	41.0
6	ISR	2	20	61	81	40.5
7	AUS	1	11	24	35	35.0
8	CHN	2	15	54	69	34.5
9	JPN	2	12	56	68	34.0
9	RSA	2	16	52	68	34.0
11	BRA	2	12	48	60	30.0
11	GER	2	11	49	60	30.0

**ASSISTS**

Rk	Team	GP	Total	Avg
1	USA	2	36	18.0
2	CAN	2	33	16.5
3	ISR	2	31	15.5
4	AUS	1	14	14.0
5	IRI	2	27	13.5
6	SWE	2	26	13.0
7	GBR	1	13	13.0
8	JPN	2	21	10.5
9	RSA	2	16	8.0
10	CHN	2	15	7.5
11	BRA	2	14	7.0
12	GER	2	13	6.5

**FOULS**

Rk	Team	GP	Total	Avg
1	AUS	1	22	22.0
2	IRI	2	42	21.0
3	RSA	2	39	19.5
4	BRA	2	37	18.5
4	GER	2	37	18.5
4	USA	2	37	18.5
7	CHN	2	35	17.5
8	CAN	2	33	16.5
8	SWE	2	33	16.5
10	JPN	2	32	16.0
11	ISR	2	29	14.5
12	GBR	1	10	10.0

**TURNOVERS**

Rk	Team	GP	Total	Avg
1	CHN	2	37	18.5
2	RSA	2	35	17.5
3	BRA	2	31	15.5
4	ISR	2	23	11.5
5	CAN	2	22	11.0
6	AUS	1	11	11.0
7	JPN	2	21	10.5
8	SWE	2	20	10.0
9	USA	2	19	9.5
10	IRI	2	18	9.0
11	GER	2	15	7.5
12	GBR	1	7	7.0

**STEALS**

Rk	Team	GP	Total	Avg
1	USA	2	20	10.0
2	AUS	1	10	10.0
3	IRI	2	18	9.0
4	GBR	1	8	8.0
5	ISR	2	14	7.0
6	CAN	2	13	6.5
7	BRA	2	12	6.0
7	RSA	2	12	6.0
9	GER	2	10	5.0
10	SWE	2	8	4.0
11	JPN	2	7	3.5
12	CHN	2	6	3.0

**BLOCKED SHOTS**

Rk	Team	GP	Total	Avg
1	CAN	2	4	2.0
2	GBR	1	2	2.0
3	ISR	2	2	1.0
3	SWE	2	2	1.0
3	USA	2	2	1.0
6	GER	2	1	0.5
6	IRI	2	1	0.5
6	RSA	2	1	0.5
9	AUS	1		
9	BRA	2		
9	CHN	2		
9	JPN	2		

**Legend:**

%	Shooting Percentage	Avg	Average per Game	Def	Defensive Rebounds	GP	Games Played
M/A	Made/Attempt	Off	Offensive Rebounds	Rk	Rank		



**TEAM STATISTICS** As of 8 SEP 2008

球队技术统计表

**TOTAL FIELD GOALS %**

Rk	Team	GP	M/A	%
1	USA	2	68/131	51.9
2	GBR	1	35/71	49.3
3	AUS	1	30/62	48.4
4	IRI	2	68/142	47.9
5	ISR	2	56/128	43.7
6	CAN	2	53/125	42.4
7	RSA	2	48/114	42.1
8	BRA	2	44/105	41.9
9	SWE	2	49/123	39.8
10	JPN	2	47/123	38.2
11	GER	2	45/137	32.8
12	CHN	2	34/118	28.8

**2 POINTS FIELD GOALS %**

Rk	Team	GP	M/A	%
1	GBR	1	33/63	52.4
2	USA	2	60/116	51.7
3	AUS	1	30/58	51.7
4	IRI	2	56/111	50.5
5	BRA	2	41/85	48.2
6	ISR	2	55/120	45.8
7	CAN	2	48/111	43.2
8	JPN	2	43/101	42.6
9	SWE	2	49/117	41.9
10	RSA	2	38/91	41.7
11	GER	2	43/124	34.7
12	CHN	2	34/113	30.1

**3 POINTS FIELD GOALS %**

Rk	Team	GP	M/A	%
1	USA	2	8/15	53.3
2	RSA	2	10/23	43.5
3	IRI	2	12/31	38.7
4	CAN	2	5/14	35.7
5	GBR	1	2/8	25.0
6	JPN	2	4/22	18.2
7	GER	2	2/13	15.4
8	BRA	2	3/20	15.0
9	ISR	2	1/8	12.5
10	AUS	1	0/4	0.0
10	CHN	2	0/5	0.0
10	SWE	2	0/6	0.0

**FREE THROWS %**

Rk	Team	GP	M/A	%
1	ISR	2	20/31	64.5
2	AUS	1	13/21	61.9
3	CAN	2	31/51	60.8
4	GER	2	23/42	54.8
5	SWE	2	29/53	54.7
6	CHN	2	7/13	53.8
7	IRI	2	17/32	53.1
8	BRA	2	22/43	51.2
9	RSA	2	11/22	50.0
10	GBR	1	9/18	50.0
11	USA	2	19/41	46.3
12	JPN	2	9/22	40.9

**POINTS FOR**

Rk	Team	GP	Total	Avg
1	IRI	2	165	82.5
2	USA	2	163	81.5
3	GBR	1	81	81.0
4	AUS	1	73	73.0
5	CAN	2	142	71.0
6	ISR	2	133	66.5
7	SWE	2	127	63.5
8	RSA	2	117	58.5
9	GER	2	115	57.5
10	BRA	2	113	56.5
11	JPN	2	107	53.5
12	CHN	2	75	37.5

**POINTS AGAINST**

Rk	Team	GP	Total	Avg
1	GBR	1	34	34.0
2	USA	2	94	47.0
3	CAN	2	114	57.0
4	ISR	2	117	58.5
4	JPN	2	117	58.5
6	GER	2	120	60.0
7	IRI	2	128	64.0
8	SWE	2	141	70.5
9	AUS	1	72	72.0
10	RSA	2	153	76.5
11	BRA	2	160	80.0
12	CHN	2	161	80.5

**REBOUNDS**

Rk	Team	GP	Off	Def	Total	Avg
1	GBR	1	14	34	48	48.0
2	JPN	2	13	77	90	45.0
3	USA	2	23	63	86	43.0
4	CAN	2	22	63	85	42.5
5	SWE	2	17	67	84	42.0
6	GER	2	17	66	83	41.5
7	IRI	2	19	63	82	41.0
8	ISR	2	20	61	81	40.5
9	AUS	1	11	24	35	35.0
10	CHN	2	15	54	69	34.5
11	RSA	2	16	52	68	34.0
12	BRA	2	12	48	60	30.0

**ASSISTS**

Rk	Team	GP	Total	Avg
1	USA	2	36	18.0
2	CAN	2	33	16.5
3	ISR	2	31	15.5
4	AUS	1	14	14.0
5	IRI	2	27	13.5
6	SWE	2	26	13.0
7	GBR	1	13	13.0
8	JPN	2	23	11.5
9	GER	2	20	10.0
10	RSA	2	16	8.0
11	CHN	2	15	7.5
12	BRA	2	14	7.0

**FOULS**

Rk	Team	GP	Total	Avg
1	GER	2	44	22.0
2	AUS	1	22	22.0
3	IRI	2	42	21.0
4	RSA	2	39	19.5
5	JPN	2	38	19.0
6	BRA	2	37	18.5
6	USA	2	37	18.5
8	CHN	2	35	17.5
9	CAN	2	33	16.5
9	SWE	2	33	16.5
11	ISR	2	29	14.5
12	GBR	1	10	10.0

**TURNOVERS**

Rk	Team	GP	Total	Avg
1	CHN	2	37	18.5
2	RSA	2	35	17.5
3	BRA	2	31	15.5
4	JPN	2	29	14.5
5	ISR	2	23	11.5
6	CAN	2	22	11.0
7	AUS	1	11	11.0
8	SWE	2	20	10.0
9	USA	2	19	9.5
10	GER	2	18	9.0
10	IRI	2	18	9.0
12	GBR	1	7	7.0

**STEALS**

Rk	Team	GP	Total	Avg
1	USA	2	20	10.0
2	AUS	1	10	10.0
3	IRI	2	18	9.0
4	GBR	1	8	8.0
5	GER	2	15	7.5
6	ISR	2	14	7.0
7	CAN	2	13	6.5
8	BRA	2	12	6.0
8	RSA	2	12	6.0
10	JPN	2	9	4.5
11	SWE	2	8	4.0
12	CHN	2	6	3.0

**BLOCKED SHOTS**

Rk	Team	GP	Total	Avg
1	CAN	2	4	2.0
2	GBR	1	2	2.0
3	ISR	2	2	1.0
3	SWE	2	2	1.0
3	USA	2	2	1.0
6	GER	2	1	0.5
6	IRI	2	1	0.5
6	RSA	2	1	0.5
9	AUS	1		
9	BRA	2		
9	CHN	2		
9	JPN	2		

**Legend:**

%	Shooting Percentage	Avg	Average per Game	Def	Defensive Rebounds	GP	Games Played
M/A	Made/Attempt	Off	Offensive Rebounds	Rk	Rank		



**TEAM STATISTICS** As of 8 SEP 2008

球队技术统计表

**TOTAL FIELD GOALS %**

Rk	Team	GP	M/A	%
1	USA	2	68/131	51.9
2	AUS	2	57/113	50.4
3	IRI	2	68/142	47.9
4	ISR	2	56/128	43.7
5	CAN	2	53/125	42.4
6	GBR	2	53/126	42.1
7	RSA	2	48/114	42.1
8	BRA	2	44/105	41.9
9	SWE	2	49/123	39.8
10	JPN	2	47/123	38.2
11	GER	2	45/137	32.8
12	CHN	2	34/118	28.8

**2 POINTS FIELD GOALS %**

Rk	Team	GP	M/A	%
1	AUS	2	55/103	53.4
2	USA	2	60/116	51.7
3	IRI	2	56/111	50.5
4	BRA	2	41/85	48.2
5	GBR	2	51/110	46.4
6	ISR	2	55/120	45.8
7	CAN	2	48/111	43.2
8	JPN	2	43/101	42.6
9	SWE	2	49/117	41.9
10	RSA	2	38/91	41.7
11	GER	2	43/124	34.7
12	CHN	2	34/113	30.1

**3 POINTS FIELD GOALS %**

Rk	Team	GP	M/A	%
1	USA	2	8/15	53.3
2	RSA	2	10/23	43.5
3	IRI	2	12/31	38.7
4	CAN	2	5/14	35.7
5	AUS	2	2/10	20.0
6	JPN	2	4/22	18.2
7	GER	2	2/13	15.4
8	BRA	2	3/20	15.0
9	GBR	2	2/16	12.5
10	ISR	2	1/8	12.5
11	CHN	2	0/5	0.0
11	SWE	2	0/6	0.0

**FREE THROWS %**

Rk	Team	GP	M/A	%
1	AUS	2	24/37	64.9
2	ISR	2	20/31	64.5
3	CAN	2	31/51	60.8
4	GER	2	23/42	54.8
5	SWE	2	29/53	54.7
6	GBR	2	21/39	53.8
7	CHN	2	7/13	53.8
8	IRI	2	17/32	53.1
9	BRA	2	22/43	51.2
10	RSA	2	11/22	50.0
11	USA	2	19/41	46.3
12	JPN	2	9/22	40.9

**POINTS FOR**

Rk	Team	GP	Total	Avg
1	IRI	2	165	82.5
2	USA	2	163	81.5
3	CAN	2	142	71.0
4	AUS	2	140	70.0
5	ISR	2	133	66.5
6	GBR	2	129	64.5
7	SWE	2	127	63.5
8	RSA	2	117	58.5
9	GER	2	115	57.5
10	BRA	2	113	56.5
11	JPN	2	107	53.5
12	CHN	2	75	37.5

**POINTS AGAINST**

Rk	Team	GP	Total	Avg
1	USA	2	94	47.0
2	GBR	2	101	50.5
3	CAN	2	114	57.0
4	ISR	2	117	58.5
4	JPN	2	117	58.5
6	AUS	2	120	60.0
6	GER	2	120	60.0
8	IRI	2	128	64.0
9	SWE	2	141	70.5
10	RSA	2	153	76.5
11	BRA	2	160	80.0
12	CHN	2	161	80.5

**REBOUNDS**

Rk	Team	GP	Off	Def	Total	Avg
1	JPN	2	13	77	90	45.0
2	USA	2	23	63	86	43.0
3	CAN	2	22	63	85	42.5
4	SWE	2	17	67	84	42.0
5	GER	2	17	66	83	41.5
6	IRI	2	19	63	82	41.0
7	ISR	2	20	61	81	40.5
8	GBR	2	22	56	78	39.0
9	AUS	2	15	55	70	35.0
10	CHN	2	15	54	69	34.5
11	RSA	2	16	52	68	34.0
12	BRA	2	12	48	60	30.0

**ASSISTS**

Rk	Team	GP	Total	Avg
1	USA	2	36	18.0
2	CAN	2	33	16.5
3	ISR	2	31	15.5
4	IRI	2	27	13.5
5	SWE	2	26	13.0
6	AUS	2	24	12.0
7	JPN	2	23	11.5
8	GER	2	20	10.0
9	GBR	2	19	9.5
10	RSA	2	16	8.0
11	CHN	2	15	7.5
12	BRA	2	14	7.0

**FOULS**

Rk	Team	GP	Total	Avg
1	AUS	2	48	24.0
2	GER	2	44	22.0
3	IRI	2	42	21.0
4	RSA	2	39	19.5
5	JPN	2	38	19.0
6	BRA	2	37	18.5
6	USA	2	37	18.5
8	CHN	2	35	17.5
9	CAN	2	33	16.5
9	SWE	2	33	16.5
11	GBR	2	31	15.5
12	ISR	2	29	14.5

**TURNOVERS**

Rk	Team	GP	Total	Avg
1	CHN	2	37	18.5
2	RSA	2	35	17.5
3	BRA	2	31	15.5
4	JPN	2	29	14.5
5	ISR	2	23	11.5
6	CAN	2	22	11.0
7	SWE	2	20	10.0
8	AUS	2	19	9.5
8	USA	2	19	9.5
10	GER	2	18	9.0
10	IRI	2	18	9.0
12	GBR	2	14	7.0

**STEALS**

Rk	Team	GP	Total	Avg
1	USA	2	20	10.0
2	IRI	2	18	9.0
3	GER	2	15	7.5
4	ISR	2	14	7.0
5	CAN	2	13	6.5
6	AUS	2	12	6.0
6	BRA	2	12	6.0
6	RSA	2	12	6.0
9	JPN	2	9	4.5
10	GBR	2	8	4.0
10	SWE	2	8	4.0
12	CHN	2	6	3.0

**BLOCKED SHOTS**

Rk	Team	GP	Total	Avg
1	CAN	2	4	2.0
2	GBR	2	2	1.0
2	ISR	2	2	1.0
2	SWE	2	2	1.0
2	USA	2	2	1.0
6	GER	2	1	0.5
6	IRI	2	1	0.5
6	RSA	2	1	0.5
9	AUS	2		
9	BRA	2		
9	CHN	2		
9	JPN	2		

**Legend:**

%	Shooting Percentage	Avg	Average per Game	Def	Defensive Rebounds	GP	Games Played
M/A	Made/Attempt	Off	Offensive Rebounds	Rk	Rank		



**TEAM STATISTICS** As of 9 SEP 2008

球队技术统计表

**TOTAL FIELD GOALS %**

Rk	Team	GP	M/A	%
1	USA	2	68/131	51.9
2	AUS	2	57/113	50.4
3	IRI	3	80/173	46.2
4	ISR	3	85/185	45.9
5	CAN	2	53/125	42.4
6	GBR	2	53/126	42.1
7	RSA	2	48/114	42.1
8	BRA	3	67/160	41.9
9	SWE	2	49/123	39.8
10	JPN	3	56/146	38.3
11	GER	2	45/137	32.8
12	CHN	2	34/118	28.8

**2 POINTS FIELD GOALS %**

Rk	Team	GP	M/A	%
1	AUS	2	55/103	53.4
2	USA	2	60/116	51.7
3	IRI	3	66/131	50.4
4	ISR	3	83/172	48.2
5	BRA	3	61/129	47.3
6	GBR	2	51/110	46.4
7	CAN	2	48/111	43.2
8	JPN	3	52/121	43.0
9	SWE	2	49/117	41.9
10	RSA	2	38/91	41.7
11	GER	2	43/124	34.7
12	CHN	2	34/113	30.1

**3 POINTS FIELD GOALS %**

Rk	Team	GP	M/A	%
1	USA	2	8/15	53.3
2	RSA	2	10/23	43.5
3	CAN	2	5/14	35.7
4	IRI	3	14/42	33.3
5	AUS	2	2/10	20.0
6	BRA	3	6/31	19.3
7	JPN	3	4/25	16.0
8	GER	2	2/13	15.4
8	ISR	3	2/13	15.4
10	GBR	2	2/16	12.5
11	CHN	2	0/5	0.0
11	SWE	2	0/6	0.0

**FREE THROWS %**

Rk	Team	GP	M/A	%
1	AUS	2	24/37	64.9
2	CAN	2	31/51	60.8
3	BRA	3	33/57	57.9
4	GER	2	23/42	54.8
5	SWE	2	29/53	54.7
6	GBR	2	21/39	53.8
7	CHN	2	7/13	53.8
8	RSA	2	11/22	50.0
9	IRI	3	18/37	48.6
10	ISR	3	34/71	47.9
11	USA	2	19/41	46.3
12	JPN	3	12/31	38.7

**POINTS FOR**

Rk	Team	GP	Total	Avg
1	USA	2	163	81.5
2	CAN	2	142	71.0
3	AUS	2	140	70.0
4	ISR	3	206	68.7
5	GBR	2	129	64.5
6	IRI	3	192	64.0
7	SWE	2	127	63.5
8	RSA	2	117	58.5
9	BRA	3	173	57.7
10	GER	2	115	57.5
11	JPN	3	128	42.7
12	CHN	2	75	37.5

**POINTS AGAINST**

Rk	Team	GP	Total	Avg
1	USA	2	94	47.0
2	JPN	3	144	48.0
3	IRI	3	149	49.7
4	GBR	2	101	50.5
5	CAN	2	114	57.0
6	ISR	3	177	59.0
7	AUS	2	120	60.0
7	GER	2	120	60.0
9	SWE	2	141	70.5
10	RSA	2	153	76.5
11	BRA	3	233	77.7
12	CHN	2	161	80.5

**REBOUNDS**

Rk	Team	GP	Off	Def	Total	Avg
1	USA	2	23	63	86	43.0
2	CAN	2	22	63	85	42.5
3	SWE	2	17	67	84	42.0
4	GER	2	17	66	83	41.5
5	ISR	3	34	87	121	40.3
6	GBR	2	22	56	78	39.0
7	JPN	3	19	92	111	37.0
8	AUS	2	15	55	70	35.0
9	CHN	2	15	54	69	34.5
10	RSA	2	16	52	68	34.0
11	IRI	3	23	75	98	32.7
12	BRA	3	20	74	94	31.3

**ASSISTS**

Rk	Team	GP	Total	Avg
1	USA	2	36	18.0
2	CAN	2	33	16.5
3	ISR	3	43	14.3
4	SWE	2	26	13.0
5	AUS	2	24	12.0
6	IRI	3	31	10.3
7	GER	2	20	10.0
8	GBR	2	19	9.5
9	JPN	3	28	9.3
10	BRA	3	24	8.0
11	RSA	2	16	8.0
12	CHN	2	15	7.5

**FOULS**

Rk	Team	GP	Total	Avg
1	AUS	2	48	24.0
2	BRA	3	68	22.7
3	GER	2	44	22.0
4	RSA	2	39	19.5
5	USA	2	37	18.5
6	CHN	2	35	17.5
7	IRI	3	51	17.0
8	CAN	2	33	16.5
8	SWE	2	33	16.5
10	GBR	2	31	15.5
11	JPN	3	46	15.3
12	ISR	3	44	14.7

**TURNOVERS**

Rk	Team	GP	Total	Avg
1	CHN	2	37	18.5
2	RSA	2	35	17.5
3	BRA	3	48	16.0
4	JPN	3	46	15.3
5	ISR	3	33	11.0
6	CAN	2	22	11.0
7	SWE	2	20	10.0
8	AUS	2	19	9.5
8	USA	2	19	9.5
10	IRI	3	28	9.3
11	GER	2	18	9.0
12	GBR	2	14	7.0

**STEALS**

Rk	Team	GP	Total	Avg
1	USA	2	20	10.0
2	IRI	3	29	9.7
3	GER	2	15	7.5
4	BRA	3	20	6.7
4	ISR	3	20	6.7
6	CAN	2	13	6.5
7	AUS	2	12	6.0
7	RSA	2	12	6.0
9	JPN	3	12	4.0
10	GBR	2	8	4.0
10	SWE	2	8	4.0
12	CHN	2	6	3.0

**BLOCKED SHOTS**

Rk	Team	GP	Total	Avg
1	CAN	2	4	2.0
2	BRA	3	3	1.0
2	ISR	3	3	1.0
4	GBR	2	2	1.0
4	SWE	2	2	1.0
4	USA	2	2	1.0
7	GER	2	1	0.5
7	RSA	2	1	0.5
9	IRI	3	1	0.3
10	AUS	2		
10	CHN	2		
10	JPN	3		

**Legend:**

%	Shooting Percentage	Avg	Average per Game	Def	Defensive Rebounds	GP	Games Played
M/A	Made/Attempt	Off	Offensive Rebounds	Rk	Rank		



**TEAM STATISTICS** As of 9 SEP 2008

球队技术统计表

**TOTAL FIELD GOALS %**

Rk	Team	GP	M/A	%
1	USA	2	68/131	51.9
2	AUS	3	66/138	47.8
3	IRI	3	95/206	46.1
4	ISR	3	85/185	45.9
5	CAN	2	53/125	42.4
6	GBR	2	53/126	42.1
7	RSA	2	48/114	42.1
8	BRA	3	67/160	41.9
9	SWE	2	49/123	39.8
10	JPN	3	67/184	36.4
11	GER	2	45/137	32.8
12	CHN	3	43/138	31.1

**2 POINTS FIELD GOALS %**

Rk	Team	GP	M/A	%
1	USA	2	60/116	51.7
2	AUS	3	64/126	50.8
3	IRI	3	80/161	49.7
4	ISR	3	83/172	48.2
5	BRA	3	61/129	47.3
6	GBR	2	51/110	46.4
7	CAN	2	48/111	43.2
8	SWE	2	49/117	41.9
9	JPN	3	63/151	41.7
10	RSA	2	38/91	41.7
11	GER	2	43/124	34.7
12	CHN	3	43/133	32.3

**3 POINTS FIELD GOALS %**

Rk	Team	GP	M/A	%
1	USA	2	8/15	53.3
2	RSA	2	10/23	43.5
3	CAN	2	5/14	35.7
4	IRI	3	15/45	33.3
5	BRA	3	6/31	19.3
6	AUS	3	2/12	16.7
7	GER	2	2/13	15.4
7	ISR	3	2/13	15.4
9	GBR	2	2/16	12.5
10	JPN	3	4/33	12.1
11	CHN	3	0/5	0.0
11	SWE	2	0/6	0.0

**FREE THROWS %**

Rk	Team	GP	M/A	%
1	AUS	3	26/42	61.9
2	CAN	2	31/51	60.8
3	BRA	3	33/57	57.9
4	GER	2	23/42	54.8
5	SWE	2	29/53	54.7
6	GBR	2	21/39	53.8
7	CHN	3	7/13	53.8
8	IRI	3	29/57	50.9
9	RSA	2	11/22	50.0
10	ISR	3	34/71	47.9
11	USA	2	19/41	46.3
12	JPN	3	19/44	43.2

**POINTS FOR**

Rk	Team	GP	Total	Avg
1	USA	2	163	81.5
2	IRI	3	234	78.0
3	CAN	2	142	71.0
4	ISR	3	206	68.7
5	GBR	2	129	64.5
6	SWE	2	127	63.5
7	RSA	2	117	58.5
8	BRA	3	173	57.7
9	GER	2	115	57.5
10	AUS	3	160	53.3
11	JPN	3	157	52.3
12	CHN	3	93	31.0

**POINTS AGAINST**

Rk	Team	GP	Total	Avg
1	AUS	3	138	46.0
2	USA	2	94	47.0
3	GBR	2	101	50.5
4	CAN	2	114	57.0
5	ISR	3	177	59.0
6	IRI	3	178	59.3
7	GER	2	120	60.0
8	CHN	3	181	60.3
9	JPN	3	186	62.0
10	SWE	2	141	70.5
11	RSA	2	153	76.5
12	BRA	3	233	77.7

**REBOUNDS**

Rk	Team	GP	Off	Def	Total	Avg
1	JPN	3	31	100	131	43.7
2	USA	2	23	63	86	43.0
3	CAN	2	22	63	85	42.5
4	SWE	2	17	67	84	42.0
5	IRI	3	35	90	125	41.7
6	GER	2	17	66	83	41.5
7	ISR	3	34	87	121	40.3
8	GBR	2	22	56	78	39.0
9	RSA	2	16	52	68	34.0
10	BRA	3	20	74	94	31.3
11	AUS	3	21	65	86	28.7
12	CHN	3	16	66	82	27.3

**ASSISTS**

Rk	Team	GP	Total	Avg
1	USA	2	36	18.0
2	CAN	2	33	16.5
3	ISR	3	43	14.3
4	SWE	2	26	13.0
5	JPN	3	34	11.3
6	IRI	3	33	11.0
7	GER	2	20	10.0
8	AUS	3	29	9.7
9	GBR	2	19	9.5
10	BRA	3	24	8.0
11	RSA	2	16	8.0
12	CHN	3	20	6.7

**FOULS**

Rk	Team	GP	Total	Avg
1	BRA	3	68	22.7
2	GER	2	44	22.0
3	JPN	3	63	21.0
4	IRI	3	60	20.0
5	RSA	2	39	19.5
6	USA	2	37	18.5
7	CAN	2	33	16.5
7	SWE	2	33	16.5
9	AUS	3	49	16.3
10	GBR	2	31	15.5
11	ISR	3	44	14.7
12	CHN	3	41	13.7

**TURNOVERS**

Rk	Team	GP	Total	Avg
1	RSA	2	35	17.5
2	JPN	3	51	17.0
3	BRA	3	48	16.0
4	CHN	3	45	15.0
5	ISR	3	33	11.0
6	CAN	2	22	11.0
7	IRI	3	31	10.3
8	SWE	2	20	10.0
9	USA	2	19	9.5
10	GER	2	18	9.0
11	AUS	3	25	8.3
12	GBR	2	14	7.0

**STEALS**

Rk	Team	GP	Total	Avg
1	IRI	3	30	10.0
2	USA	2	20	10.0
3	GER	2	15	7.5
4	BRA	3	20	6.7
4	ISR	3	20	6.7
6	CAN	2	13	6.5
7	RSA	2	12	6.0
8	AUS	3	16	5.3
9	JPN	3	14	4.7
10	GBR	2	8	4.0
10	SWE	2	8	4.0
12	CHN	3	10	3.3

**BLOCKED SHOTS**

Rk	Team	GP	Total	Avg
1	CAN	2	4	2.0
2	BRA	3	3	1.0
2	ISR	3	3	1.0
4	GBR	2	2	1.0
4	SWE	2	2	1.0
4	USA	2	2	1.0
7	GER	2	1	0.5
7	RSA	2	1	0.5
9	CHN	3	1	0.3
9	IRI	3	1	0.3
11	AUS	3		
11	JPN	3		

**Legend:**

%	Shooting Percentage	Avg	Average per Game	Def	Defensive Rebounds	GP	Games Played
M/A	Made/Attempt	Off	Offensive Rebounds	Rk	Rank		



**TEAM STATISTICS** As of 9 SEP 2008

球队技术统计表

**TOTAL FIELD GOALS %**

Rk	Team	GP	M/A	%
1	USA	2	68/131	51.9
2	AUS	3	89/179	49.7
3	IRI	3	95/206	46.1
4	ISR	3	85/185	45.9
5	CAN	2	53/125	42.4
6	GBR	2	53/126	42.1
7	BRA	3	67/160	41.9
8	RSA	3	55/132	41.7
9	SWE	2	49/123	39.8
10	GER	3	66/181	36.5
11	JPN	3	67/184	36.4
12	CHN	3	55/168	32.7

**2 POINTS FIELD GOALS %**

Rk	Team	GP	M/A	%
1	AUS	3	86/164	52.4
2	USA	2	60/116	51.7
3	IRI	3	80/161	49.7
4	ISR	3	83/172	48.2
5	BRA	3	61/129	47.3
6	GBR	2	51/110	46.4
7	CAN	2	48/111	43.2
8	RSA	3	45/107	42.1
9	SWE	2	49/117	41.9
10	JPN	3	63/151	41.7
11	GER	3	64/166	38.6
12	CHN	3	55/163	33.7

**3 POINTS FIELD GOALS %**

Rk	Team	GP	M/A	%
1	USA	2	8/15	53.3
2	RSA	3	10/25	40.0
3	CAN	2	5/14	35.7
4	IRI	3	15/45	33.3
5	AUS	3	3/15	20.0
6	BRA	3	6/31	19.3
7	ISR	3	2/13	15.4
8	GER	3	2/15	13.3
9	GBR	2	2/16	12.5
10	JPN	3	4/33	12.1
11	CHN	3	0/5	0.0
11	SWE	2	0/6	0.0

**FREE THROWS %**

Rk	Team	GP	M/A	%
1	CAN	2	31/51	60.8
2	AUS	3	38/65	58.5
3	BRA	3	33/57	57.9
4	CHN	3	9/16	56.2
5	SWE	2	29/53	54.7
6	GER	3	27/50	54.0
7	GBR	2	21/39	53.8
8	RSA	3	13/25	52.0
9	IRI	3	29/57	50.9
10	ISR	3	34/71	47.9
11	USA	2	19/41	46.3
12	JPN	3	19/44	43.2

**POINTS FOR**

Rk	Team	GP	Total	Avg
1	USA	2	163	81.5
2	IRI	3	234	78.0
3	AUS	3	219	73.0
4	CAN	2	142	71.0
5	ISR	3	206	68.7
6	GBR	2	129	64.5
7	SWE	2	127	63.5
8	BRA	3	173	57.7
9	GER	3	161	53.7
10	JPN	3	157	52.3
11	RSA	3	133	44.3
12	CHN	3	119	39.7

**POINTS AGAINST**

Rk	Team	GP	Total	Avg
1	GER	3	136	45.3
2	USA	2	94	47.0
3	GBR	2	101	50.5
4	AUS	3	164	54.7
5	CAN	2	114	57.0
6	ISR	3	177	59.0
7	IRI	3	178	59.3
8	JPN	3	186	62.0
9	RSA	3	199	66.3
10	SWE	2	141	70.5
11	BRA	3	233	77.7
12	CHN	3	240	80.0

**REBOUNDS**

Rk	Team	GP	Off	Def	Total	Avg
1	JPN	3	31	100	131	43.7
2	USA	2	23	63	86	43.0
3	CAN	2	22	63	85	42.5
4	SWE	2	17	67	84	42.0
5	IRI	3	35	90	125	41.7
6	ISR	3	34	87	121	40.3
7	GBR	2	22	56	78	39.0
8	AUS	3	31	80	111	37.0
9	GER	3	23	77	100	33.3
10	CHN	3	20	79	99	33.0
11	BRA	3	20	74	94	31.3
12	RSA	3	16	69	85	28.3

**ASSISTS**

Rk	Team	GP	Total	Avg
1	USA	2	36	18.0
2	CAN	2	33	16.5
3	AUS	3	45	15.0
4	ISR	3	43	14.3
5	SWE	2	26	13.0
6	JPN	3	34	11.3
7	IRI	3	33	11.0
8	GER	3	31	10.3
9	GBR	2	19	9.5
10	CHN	3	27	9.0
11	BRA	3	24	8.0
12	RSA	3	19	6.3

**FOULS**

Rk	Team	GP	Total	Avg
1	BRA	3	68	22.7
2	JPN	3	63	21.0
3	CHN	3	60	20.0
3	IRI	3	60	20.0
5	AUS	3	57	19.0
6	USA	2	37	18.5
7	GER	3	50	16.7
7	RSA	3	50	16.7
9	CAN	2	33	16.5
9	SWE	2	33	16.5
11	GBR	2	31	15.5
12	ISR	3	44	14.7

**TURNOVERS**

Rk	Team	GP	Total	Avg
1	RSA	3	62	20.7
2	CHN	3	60	20.0
3	JPN	3	51	17.0
4	BRA	3	48	16.0
5	ISR	3	33	11.0
6	CAN	2	22	11.0
7	AUS	3	31	10.3
7	IRI	3	31	10.3
9	SWE	2	20	10.0
10	USA	2	19	9.5
11	GER	3	23	7.7
12	GBR	2	14	7.0

**STEALS**

Rk	Team	GP	Total	Avg
1	GER	3	31	10.3
2	IRI	3	30	10.0
3	USA	2	20	10.0
4	AUS	3	24	8.0
5	BRA	3	20	6.7
5	ISR	3	20	6.7
7	CAN	2	13	6.5
8	RSA	3	16	5.3
9	JPN	3	14	4.7
10	CHN	3	13	4.3
11	GBR	2	8	4.0
11	SWE	2	8	4.0

**BLOCKED SHOTS**

Rk	Team	GP	Total	Avg
1	CAN	2	4	2.0
2	BRA	3	3	1.0
2	ISR	3	3	1.0
4	GBR	2	2	1.0
4	SWE	2	2	1.0
4	USA	2	2	1.0
7	AUS	3	1	0.3
7	CHN	3	1	0.3
7	GER	3	1	0.3
7	IRI	3	1	0.3
7	RSA	3	1	0.3
12	JPN	3		

**Legend:**

%	Shooting Percentage	Avg	Average per Game	Def	Defensive Rebounds	GP	Games Played
M/A	Made/Attempt	Off	Offensive Rebounds	Rk	Rank		





**TEAM STATISTICS** As of 9 SEP 2008

球队技术统计表

**TOTAL FIELD GOALS %**

Rk	Team	GP	M/A	%
1	USA	2	68/131	51.9
2	AUS	3	89/179	49.7
3	IRI	3	95/206	46.1
4	ISR	3	85/185	45.9
5	RSA	3	65/150	43.3
6	CAN	2	53/125	42.4
7	GBR	2	53/126	42.1
8	BRA	3	67/160	41.9
9	SWE	2	49/123	39.8
10	GER	3	88/222	39.6
11	JPN	3	67/184	36.4
12	CHN	3	55/168	32.7

**2 POINTS FIELD GOALS %**

Rk	Team	GP	M/A	%
1	AUS	3	86/164	52.4
2	USA	2	60/116	51.7
3	IRI	3	80/161	49.7
4	ISR	3	83/172	48.2
5	BRA	3	61/129	47.3
6	GBR	2	51/110	46.4
7	RSA	3	53/121	43.8
8	CAN	2	48/111	43.2
9	GER	3	86/205	42.0
10	SWE	2	49/117	41.9
11	JPN	3	63/151	41.7
12	CHN	3	55/163	33.7

**3 POINTS FIELD GOALS %**

Rk	Team	GP	M/A	%
1	USA	2	8/15	53.3
2	RSA	3	12/29	41.4
3	CAN	2	5/14	35.7
4	IRI	3	15/45	33.3
5	AUS	3	3/15	20.0
6	BRA	3	6/31	19.3
7	ISR	3	2/13	15.4
8	GBR	2	2/16	12.5
9	JPN	3	4/33	12.1
10	GER	3	2/17	11.8
11	CHN	3	0/5	0.0
11	SWE	2	0/6	0.0

**FREE THROWS %**

Rk	Team	GP	M/A	%
1	CAN	2	31/51	60.8
2	AUS	3	38/65	58.5
3	BRA	3	33/57	57.9
4	CHN	3	9/16	56.2
5	SWE	2	29/53	54.7
6	GER	3	33/61	54.1
7	GBR	2	21/39	53.8
8	RSA	3	18/34	52.9
9	IRI	3	29/57	50.9
10	ISR	3	34/71	47.9
11	USA	2	19/41	46.3
12	JPN	3	19/44	43.2

**POINTS FOR**

Rk	Team	GP	Total	Avg
1	USA	2	163	81.5
2	IRI	3	234	78.0
3	AUS	3	219	73.0
4	CAN	2	142	71.0
5	GER	3	211	70.3
6	ISR	3	206	68.7
7	GBR	2	129	64.5
8	SWE	2	127	63.5
9	BRA	3	173	57.7
10	RSA	3	160	53.3
11	JPN	3	157	52.3
12	CHN	3	119	39.7

**POINTS AGAINST**

Rk	Team	GP	Total	Avg
1	USA	2	94	47.0
2	GBR	2	101	50.5
3	GER	3	163	54.3
4	AUS	3	164	54.7
5	CAN	2	114	57.0
6	ISR	3	177	59.0
7	IRI	3	178	59.3
8	JPN	3	186	62.0
9	SWE	2	141	70.5
10	BRA	3	233	77.7
11	CHN	3	240	80.0
12	RSA	3	249	83.0

**REBOUNDS**

Rk	Team	GP	Off	Def	Total	Avg
1	JPN	3	31	100	131	43.7
2	USA	2	23	63	86	43.0
3	CAN	2	22	63	85	42.5
4	SWE	2	17	67	84	42.0
5	IRI	3	35	90	125	41.7
6	ISR	3	34	87	121	40.3
7	GER	3	31	87	118	39.3
8	GBR	2	22	56	78	39.0
9	AUS	3	31	80	111	37.0
10	CHN	3	20	79	99	33.0
11	RSA	3	16	82	98	32.7
12	BRA	3	20	74	94	31.3

**ASSISTS**

Rk	Team	GP	Total	Avg
1	USA	2	36	18.0
2	CAN	2	33	16.5
3	AUS	3	45	15.0
4	GER	3	43	14.3
4	ISR	3	43	14.3
6	SWE	2	26	13.0
7	JPN	3	34	11.3
8	IRI	3	33	11.0
9	GBR	2	19	9.5
10	CHN	3	27	9.0
11	BRA	3	24	8.0
12	RSA	3	23	7.7

**FOULS**

Rk	Team	GP	Total	Avg
1	BRA	3	68	22.7
2	JPN	3	63	21.0
3	GER	3	61	20.3
3	RSA	3	61	20.3
5	CHN	3	60	20.0
5	IRI	3	60	20.0
7	AUS	3	57	19.0
8	USA	2	37	18.5
9	CAN	2	33	16.5
9	SWE	2	33	16.5
11	GBR	2	31	15.5
12	ISR	3	44	14.7

**TURNOVERS**

Rk	Team	GP	Total	Avg
1	RSA	3	80	26.7
2	CHN	3	60	20.0
3	JPN	3	51	17.0
4	BRA	3	48	16.0
5	ISR	3	33	11.0
6	CAN	2	22	11.0
7	AUS	3	31	10.3
7	IRI	3	31	10.3
9	SWE	2	20	10.0
10	USA	2	19	9.5
11	GER	3	26	8.7
12	GBR	2	14	7.0

**STEALS**

Rk	Team	GP	Total	Avg
1	GER	3	43	14.3
2	IRI	3	30	10.0
3	USA	2	20	10.0
4	AUS	3	24	8.0
5	BRA	3	20	6.7
5	ISR	3	20	6.7
7	CAN	2	13	6.5
8	RSA	3	19	6.3
9	JPN	3	14	4.7
10	CHN	3	13	4.3
11	GBR	2	8	4.0
11	SWE	2	8	4.0

**BLOCKED SHOTS**

Rk	Team	GP	Total	Avg
1	CAN	2	4	2.0
2	BRA	3	3	1.0
2	ISR	3	3	1.0
4	GBR	2	2	1.0
4	SWE	2	2	1.0
4	USA	2	2	1.0
7	AUS	3	1	0.3
7	CHN	3	1	0.3
7	GER	3	1	0.3
7	IRI	3	1	0.3
7	RSA	3	1	0.3
12	JPN	3		

**Legend:**

% Shooting Percentage      Avg Average per Game      Def Defensive Rebounds      GP Games Played  
M/A Made/Attempt      Off Offensive Rebounds      Rk Rank





**TEAM STATISTICS** As of 9 SEP 2008

球队技术统计表

**TOTAL FIELD GOALS %**

Rk	Team	GP	M/A	%
1	USA	2	68/131	51.9
2	AUS	3	89/179	49.7
3	IRI	3	95/206	46.1
4	ISR	3	85/185	45.9
5	RSA	3	65/150	43.3
6	CAN	3	77/181	42.5
7	GBR	2	53/126	42.1
8	BRA	3	67/160	41.9
9	GER	3	88/222	39.6
10	SWE	3	70/186	37.6
11	JPN	3	67/184	36.4
12	CHN	3	55/168	32.7

**2 POINTS FIELD GOALS %**

Rk	Team	GP	M/A	%
1	AUS	3	86/164	52.4
2	USA	2	60/116	51.7
3	IRI	3	80/161	49.7
4	ISR	3	83/172	48.2
5	BRA	3	61/129	47.3
6	GBR	2	51/110	46.4
7	RSA	3	53/121	43.8
8	CAN	3	69/160	43.1
9	GER	3	86/205	42.0
10	JPN	3	63/151	41.7
11	SWE	3	68/175	38.8
12	CHN	3	55/163	33.7

**3 POINTS FIELD GOALS %**

Rk	Team	GP	M/A	%
1	USA	2	8/15	53.3
2	RSA	3	12/29	41.4
3	CAN	3	8/21	38.1
4	IRI	3	15/45	33.3
5	AUS	3	3/15	20.0
6	BRA	3	6/31	19.3
7	SWE	3	2/11	18.2
8	ISR	3	2/13	15.4
9	GBR	2	2/16	12.5
10	JPN	3	4/33	12.1
11	GER	3	2/17	11.8
12	CHN	3	0/5	0.0

**FREE THROWS %**

Rk	Team	GP	M/A	%
1	AUS	3	38/65	58.5
2	BRA	3	33/57	57.9
3	CHN	3	9/16	56.2
4	CAN	3	42/77	54.5
5	GER	3	33/61	54.1
6	GBR	2	21/39	53.8
7	RSA	3	18/34	52.9
8	SWE	3	37/71	52.1
9	IRI	3	29/57	50.9
10	ISR	3	34/71	47.9
11	USA	2	19/41	46.3
12	JPN	3	19/44	43.2

**POINTS FOR**

Rk	Team	GP	Total	Avg
1	USA	2	163	81.5
2	IRI	3	234	78.0
3	AUS	3	219	73.0
4	GER	3	211	70.3
5	ISR	3	206	68.7
6	CAN	3	204	68.0
7	GBR	2	129	64.5
8	SWE	3	179	59.7
9	BRA	3	173	57.7
10	RSA	3	160	53.3
11	JPN	3	157	52.3
12	CHN	3	119	39.7

**POINTS AGAINST**

Rk	Team	GP	Total	Avg
1	USA	2	94	47.0
2	GBR	2	101	50.5
3	GER	3	163	54.3
4	AUS	3	164	54.7
5	CAN	3	166	55.3
6	ISR	3	177	59.0
7	IRI	3	178	59.3
8	JPN	3	186	62.0
9	SWE	3	203	67.7
10	BRA	3	233	77.7
11	CHN	3	240	80.0
12	RSA	3	249	83.0

**REBOUNDS**

Rk	Team	GP	Off	Def	Total	Avg
1	CAN	3	34	102	136	45.3
2	JPN	3	31	100	131	43.7
3	USA	2	23	63	86	43.0
4	IRI	3	35	90	125	41.7
5	ISR	3	34	87	121	40.3
5	SWE	3	25	96	121	40.3
7	GER	3	31	87	118	39.3
8	GBR	2	22	56	78	39.0
9	AUS	3	31	80	111	37.0
10	CHN	3	20	79	99	33.0
11	RSA	3	16	82	98	32.7
12	BRA	3	20	74	94	31.3

**ASSISTS**

Rk	Team	GP	Total	Avg
1	USA	2	36	18.0
2	CAN	3	51	17.0
3	AUS	3	45	15.0
4	GER	3	43	14.3
4	ISR	3	43	14.3
6	SWE	3	36	12.0
7	JPN	3	34	11.3
8	IRI	3	33	11.0
9	GBR	2	19	9.5
10	CHN	3	27	9.0
11	BRA	3	24	8.0
12	RSA	3	23	7.7

**FOULS**

Rk	Team	GP	Total	Avg
1	BRA	3	68	22.7
2	JPN	3	63	21.0
3	GER	3	61	20.3
3	RSA	3	61	20.3
5	CHN	3	60	20.0
5	IRI	3	60	20.0
7	AUS	3	57	19.0
8	SWE	3	56	18.7
9	USA	2	37	18.5
10	CAN	3	52	17.3
11	GBR	2	31	15.5
12	ISR	3	44	14.7

**TURNOVERS**

Rk	Team	GP	Total	Avg
1	RSA	3	80	26.7
2	CHN	3	60	20.0
3	JPN	3	51	17.0
4	BRA	3	48	16.0
5	CAN	3	41	13.7
6	ISR	3	33	11.0
6	SWE	3	33	11.0
8	AUS	3	31	10.3
8	IRI	3	31	10.3
10	USA	2	19	9.5
11	GER	3	26	8.7
12	GBR	2	14	7.0

**STEALS**

Rk	Team	GP	Total	Avg
1	GER	3	43	14.3
2	IRI	3	30	10.0
3	USA	2	20	10.0
4	AUS	3	24	8.0
5	BRA	3	20	6.7
5	ISR	3	20	6.7
7	CAN	3	19	6.3
7	RSA	3	19	6.3
9	SWE	3	17	5.7
10	JPN	3	14	4.7
11	CHN	3	13	4.3
12	GBR	2	8	4.0

**BLOCKED SHOTS**

Rk	Team	GP	Total	Avg
1	CAN	3	5	1.7
2	BRA	3	3	1.0
2	ISR	3	3	1.0
2	SWE	3	3	1.0
5	GBR	2	2	1.0
5	USA	2	2	1.0
7	AUS	3	1	0.3
7	CHN	3	1	0.3
7	GER	3	1	0.3
7	IRI	3	1	0.3
7	RSA	3	1	0.3
12	JPN	3		

**Legend:**

% Shooting Percentage      Avg Average per Game      Def Defensive Rebounds      GP Games Played  
M/A Made/Attempt      Off Offensive Rebounds      Rk Rank



**TEAM STATISTICS** As of 9 SEP 2008

球队技术统计表

**TOTAL FIELD GOALS %**

Rk	Team	GP	M/A	%
1	AUS	3	89/179	49.7
2	IRI	3	95/206	46.1
3	ISR	3	85/185	45.9
4	USA	3	89/197	45.2
5	RSA	3	65/150	43.3
6	CAN	3	77/181	42.5
7	GBR	3	76/181	42.0
8	BRA	3	67/160	41.9
9	GER	3	88/222	39.6
10	SWE	3	70/186	37.6
11	JPN	3	67/184	36.4
12	CHN	3	55/168	32.7

**2 POINTS FIELD GOALS %**

Rk	Team	GP	M/A	%
1	AUS	3	86/164	52.4
2	IRI	3	80/161	49.7
3	ISR	3	83/172	48.2
4	BRA	3	61/129	47.3
5	GBR	3	70/156	44.9
6	USA	3	78/178	43.8
7	RSA	3	53/121	43.8
8	CAN	3	69/160	43.1
9	GER	3	86/205	42.0
10	JPN	3	63/151	41.7
11	SWE	3	68/175	38.8
12	CHN	3	55/163	33.7

**3 POINTS FIELD GOALS %**

Rk	Team	GP	M/A	%
1	USA	3	11/19	57.9
2	RSA	3	12/29	41.4
3	CAN	3	8/21	38.1
4	IRI	3	15/45	33.3
5	GBR	3	6/25	24.0
6	AUS	3	3/15	20.0
7	BRA	3	6/31	19.3
8	SWE	3	2/11	18.2
9	ISR	3	2/13	15.4
10	JPN	3	4/33	12.1
11	GER	3	2/17	11.8
12	CHN	3	0/5	0.0

**FREE THROWS %**

Rk	Team	GP	M/A	%
1	AUS	3	38/65	58.5
2	BRA	3	33/57	57.9
3	CHN	3	9/16	56.2
4	CAN	3	42/77	54.5
5	GER	3	33/61	54.1
6	RSA	3	18/34	52.9
7	SWE	3	37/71	52.1
8	IRI	3	29/57	50.9
9	GBR	3	25/52	48.1
10	ISR	3	34/71	47.9
11	USA	3	24/52	46.2
12	JPN	3	19/44	43.2

**POINTS FOR**

Rk	Team	GP	Total	Avg
1	IRI	3	234	78.0
2	AUS	3	219	73.0
3	USA	3	213	71.0
4	GER	3	211	70.3
5	ISR	3	206	68.7
6	CAN	3	204	68.0
7	GBR	3	183	61.0
8	SWE	3	179	59.7
9	BRA	3	173	57.7
10	RSA	3	160	53.3
11	JPN	3	157	52.3
12	CHN	3	119	39.7

**POINTS AGAINST**

Rk	Team	GP	Total	Avg
1	USA	3	148	49.3
2	GBR	3	151	50.3
3	GER	3	163	54.3
4	AUS	3	164	54.7
5	CAN	3	166	55.3
6	ISR	3	177	59.0
7	IRI	3	178	59.3
8	JPN	3	186	62.0
9	SWE	3	203	67.7
10	BRA	3	233	77.7
11	CHN	3	240	80.0
12	RSA	3	249	83.0

**REBOUNDS**

Rk	Team	GP	Off	Def	Total	Avg
1	CAN	3	34	102	136	45.3
2	USA	3	36	96	132	44.0
3	JPN	3	31	100	131	43.7
4	IRI	3	35	90	125	41.7
5	ISR	3	34	87	121	40.3
5	SWE	3	25	96	121	40.3
7	GER	3	31	87	118	39.3
8	GBR	3	27	90	117	39.0
9	AUS	3	31	80	111	37.0
10	CHN	3	20	79	99	33.0
11	RSA	3	16	82	98	32.7
12	BRA	3	20	74	94	31.3

**ASSISTS**

Rk	Team	GP	Total	Avg
1	CAN	3	51	17.0
2	USA	3	47	15.7
3	AUS	3	45	15.0
4	GER	3	43	14.3
4	ISR	3	43	14.3
6	SWE	3	36	12.0
7	JPN	3	34	11.3
8	GBR	3	33	11.0
8	IRI	3	33	11.0
10	CHN	3	27	9.0
11	BRA	3	24	8.0
12	RSA	3	23	7.7

**FOULS**

Rk	Team	GP	Total	Avg
1	BRA	3	68	22.7
2	JPN	3	63	21.0
3	GER	3	61	20.3
3	RSA	3	61	20.3
5	CHN	3	60	20.0
5	IRI	3	60	20.0
7	AUS	3	57	19.0
8	SWE	3	56	18.7
8	USA	3	56	18.7
10	CAN	3	52	17.3
11	GBR	3	50	16.7
12	ISR	3	44	14.7

**TURNOVERS**

Rk	Team	GP	Total	Avg
1	RSA	3	80	26.7
2	CHN	3	60	20.0
3	JPN	3	51	17.0
4	BRA	3	48	16.0
5	CAN	3	41	13.7
6	ISR	3	33	11.0
6	SWE	3	33	11.0
8	AUS	3	31	10.3
8	IRI	3	31	10.3
10	USA	3	29	9.7
11	GER	3	26	8.7
12	GBR	3	25	8.3

**STEALS**

Rk	Team	GP	Total	Avg
1	GER	3	43	14.3
2	IRI	3	30	10.0
3	AUS	3	24	8.0
4	USA	3	23	7.7
5	BRA	3	20	6.7
5	ISR	3	20	6.7
7	CAN	3	19	6.3
7	RSA	3	19	6.3
9	SWE	3	17	5.7
10	JPN	3	14	4.7
11	CHN	3	13	4.3
12	GBR	3	11	3.7

**BLOCKED SHOTS**

Rk	Team	GP	Total	Avg
1	CAN	3	5	1.7
2	BRA	3	3	1.0
2	ISR	3	3	1.0
2	SWE	3	3	1.0
5	GBR	3	2	0.7
5	USA	3	2	0.7
7	AUS	3	1	0.3
7	CHN	3	1	0.3
7	GER	3	1	0.3
7	IRI	3	1	0.3
7	RSA	3	1	0.3
12	JPN	3		

**Legend:**

%	Shooting Percentage	Avg	Average per Game	Def	Defensive Rebounds	GP	Games Played
M/A	Made/Attempt	Off	Offensive Rebounds	Rk	Rank		



**TEAM STATISTICS** As of 10 SEP 2008

球队技术统计表

**TOTAL FIELD GOALS %**

Rk	Team	GP	M/A	%
1	AUS	3	89/179	49.7
2	IRI	3	95/206	46.1
3	ISR	3	85/185	45.9
4	USA	3	89/197	45.2
5	CAN	4	112/256	43.7
6	RSA	3	65/150	43.3
7	GBR	3	76/181	42.0
8	BRA	3	67/160	41.9
9	GER	3	88/222	39.6
10	SWE	3	70/186	37.6
11	JPN	4	83/232	35.8
12	CHN	3	55/168	32.7

**2 POINTS FIELD GOALS %**

Rk	Team	GP	M/A	%
1	AUS	3	86/164	52.4
2	IRI	3	80/161	49.7
3	ISR	3	83/172	48.2
4	BRA	3	61/129	47.3
5	GBR	3	70/156	44.9
6	CAN	4	101/229	44.1
7	USA	3	78/178	43.8
8	RSA	3	53/121	43.8
9	GER	3	86/205	42.0
10	JPN	4	75/188	39.9
11	SWE	3	68/175	38.8
12	CHN	3	55/163	33.7

**3 POINTS FIELD GOALS %**

Rk	Team	GP	M/A	%
1	USA	3	11/19	57.9
2	RSA	3	12/29	41.4
3	CAN	4	11/27	40.7
4	IRI	3	15/45	33.3
5	GBR	3	6/25	24.0
6	AUS	3	3/15	20.0
7	BRA	3	6/31	19.3
8	JPN	4	8/44	18.2
9	SWE	3	2/11	18.2
10	ISR	3	2/13	15.4
11	GER	3	2/17	11.8
12	CHN	3	0/5	0.0

**FREE THROWS %**

Rk	Team	GP	M/A	%
1	AUS	3	38/65	58.5
2	BRA	3	33/57	57.9
3	CHN	3	9/16	56.2
4	GER	3	33/61	54.1
5	RSA	3	18/34	52.9
6	SWE	3	37/71	52.1
7	IRI	3	29/57	50.9
8	CAN	4	44/87	50.6
9	GBR	3	25/52	48.1
10	ISR	3	34/71	47.9
11	JPN	4	31/65	47.7
12	USA	3	24/52	46.2

**POINTS FOR**

Rk	Team	GP	Total	Avg
1	IRI	3	234	78.0
2	AUS	3	219	73.0
3	USA	3	213	71.0
4	GER	3	211	70.3
5	CAN	4	279	69.8
6	ISR	3	206	68.7
7	GBR	3	183	61.0
8	SWE	3	179	59.7
9	BRA	3	173	57.7
10	RSA	3	160	53.3
11	JPN	4	205	51.3
12	CHN	3	119	39.7

**POINTS AGAINST**

Rk	Team	GP	Total	Avg
1	USA	3	148	49.3
2	GBR	3	151	50.3
3	CAN	4	214	53.5
4	GER	3	163	54.3
5	AUS	3	164	54.7
6	ISR	3	177	59.0
7	IRI	3	178	59.3
8	JPN	4	261	65.3
9	SWE	3	203	67.7
10	BRA	3	233	77.7
11	CHN	3	240	80.0
12	RSA	3	249	83.0

**REBOUNDS**

Rk	Team	GP	Off	Def	Total	Avg
1	CAN	4	56	131	187	46.8
2	USA	3	36	96	132	44.0
3	IRI	3	35	90	125	41.7
4	JPN	4	38	123	161	40.3
5	ISR	3	34	87	121	40.3
5	SWE	3	25	96	121	40.3
7	GER	3	31	87	118	39.3
8	GBR	3	27	90	117	39.0
9	AUS	3	31	80	111	37.0
10	CHN	3	20	79	99	33.0
11	RSA	3	16	82	98	32.7
12	BRA	3	20	74	94	31.3

**ASSISTS**

Rk	Team	GP	Total	Avg
1	CAN	4	68	17.0
2	USA	3	47	15.7
3	AUS	3	45	15.0
4	GER	3	43	14.3
4	ISR	3	43	14.3
6	SWE	3	36	12.0
7	JPN	4	44	11.0
8	GBR	3	33	11.0
8	IRI	3	33	11.0
10	CHN	3	27	9.0
11	BRA	3	24	8.0
12	RSA	3	23	7.7

**FOULS**

Rk	Team	GP	Total	Avg
1	BRA	3	68	22.7
2	JPN	4	82	20.5
3	GER	3	61	20.3
3	RSA	3	61	20.3
5	CHN	3	60	20.0
5	IRI	3	60	20.0
7	AUS	3	57	19.0
8	SWE	3	56	18.7
8	USA	3	56	18.7
10	CAN	4	73	18.3
11	GBR	3	50	16.7
12	ISR	3	44	14.7

**TURNOVERS**

Rk	Team	GP	Total	Avg
1	RSA	3	80	26.7
2	CHN	3	60	20.0
3	JPN	4	66	16.5
4	BRA	3	48	16.0
5	CAN	4	51	12.8
6	ISR	3	33	11.0
6	SWE	3	33	11.0
8	AUS	3	31	10.3
8	IRI	3	31	10.3
10	USA	3	29	9.7
11	GER	3	26	8.7
12	GBR	3	25	8.3

**STEALS**

Rk	Team	GP	Total	Avg
1	GER	3	43	14.3
2	IRI	3	30	10.0
3	AUS	3	24	8.0
4	USA	3	23	7.7
5	CAN	4	30	7.5
6	BRA	3	20	6.7
6	ISR	3	20	6.7
8	RSA	3	19	6.3
9	SWE	3	17	5.7
10	JPN	4	19	4.8
11	CHN	3	13	4.3
12	GBR	3	11	3.7

**BLOCKED SHOTS**

Rk	Team	GP	Total	Avg
1	CAN	4	5	1.3
2	BRA	3	3	1.0
2	ISR	3	3	1.0
2	SWE	3	3	1.0
5	GBR	3	2	0.7
5	USA	3	2	0.7
7	AUS	3	1	0.3
7	CHN	3	1	0.3
7	GER	3	1	0.3
7	IRI	3	1	0.3
7	RSA	3	1	0.3
12	JPN	4		

**Legend:**

% Shooting Percentage      Avg Average per Game      Def Defensive Rebounds      GP Games Played  
M/A Made/Attempt      Off Offensive Rebounds      Rk Rank



## TEAM STATISTICS As of 7 SEP 2008

球队技术统计表

### TOTAL FIELD GOALS %

Rk	Team	GP	M/A	%
1	IRI	1	32/67	47.8
2	RSA	1	24/58	41.4
3	SWE	1	23/59	39.0
4	JPN	1	20/69	29.0

### 2 POINTS FIELD GOALS %

Rk	Team	GP	M/A	%
1	IRI	1	29/57	50.9
2	RSA	1	20/46	43.5
3	SWE	1	23/57	40.3
4	JPN	1	17/50	34.0

### 3 POINTS FIELD GOALS %

Rk	Team	GP	M/A	%
1	RSA	1	4/12	33.3
2	IRI	1	3/10	30.0
3	JPN	1	3/19	15.8
4	SWE	1	0/2	0.0

### FREE THROWS %

Rk	Team	GP	M/A	%
1	RSA	1	10/19	52.6
2	SWE	1	15/30	50.0
3	JPN	1	6/12	50.0
4	IRI	1	6/16	37.5

### POINTS FOR

Rk	Team	GP	Total	Avg
1	IRI	1	73	73.0
2	RSA	1	62	62.0
3	SWE	1	61	61.0
4	JPN	1	49	49.0

### POINTS AGAINST

Rk	Team	GP	Total	Avg
1	SWE	1	49	49.0
2	JPN	1	61	61.0
3	IRI	1	62	62.0
4	RSA	1	73	73.0

### REBOUNDS

Rk	Team	GP	Off	Def	Total	Avg
1	SWE	1	9	40	49	49.0
2	JPN	1	10	35	45	45.0
3	RSA	1	9	30	39	39.0
4	IRI	1	7	30	37	37.0

### ASSISTS

Rk	Team	GP	Total	Avg
1	IRI	1	15	15.0
1	JPN	1	15	15.0
3	SWE	1	13	13.0
4	RSA	1	9	9.0

### FOULS

Rk	Team	GP	Total	Avg
1	JPN	1	23	23.0
2	IRI	1	19	19.0
3	RSA	1	16	16.0
4	SWE	1	12	12.0

### TURNOVERS

Rk	Team	GP	Total	Avg
1	RSA	1	16	16.0
2	JPN	1	8	8.0
3	IRI	1	7	7.0
4	SWE	1	6	6.0

### STEALS

Rk	Team	GP	Total	Avg
1	IRI	1	9	9.0
2	RSA	1	5	5.0
3	JPN	1	4	4.0
3	SWE	1	4	4.0

### BLOCKED SHOTS

Rk	Team	GP	Total	Avg
0	IRI	1		
0	JPN	1		
0	RSA	1		
0	SWE	1		

**Legend:**

%	Shooting Percentage	Avg	Average per Game	Def	Defensive Rebounds	GP	Games Played
M/A	Made/Attempt	Off	Offensive Rebounds	Rk	Rank		



**TEAM STATISTICS** As of 10 SEP 2008

球队技术统计表

**TOTAL FIELD GOALS %**

Rk	Team	GP	M/A	%
1	AUS	3	89/179	49.7
2	IRI	3	95/206	46.1
3	ISR	3	85/185	45.9
4	USA	3	89/197	45.2
5	CAN	4	112/256	43.7
6	RSA	4	93/213	43.7
7	GBR	3	76/181	42.0
8	BRA	3	67/160	41.9
9	GER	3	88/222	39.6
10	SWE	4	96/250	38.4
11	JPN	4	83/232	35.8
12	CHN	3	55/168	32.7

**2 POINTS FIELD GOALS %**

Rk	Team	GP	M/A	%
1	AUS	3	86/164	52.4
2	IRI	3	80/161	49.7
3	ISR	3	83/172	48.2
4	BRA	3	61/129	47.3
5	GBR	3	70/156	44.9
6	RSA	4	79/178	44.4
7	CAN	4	101/229	44.1
8	USA	3	78/178	43.8
9	GER	3	86/205	42.0
10	JPN	4	75/188	39.9
11	SWE	4	94/237	39.7
12	CHN	3	55/163	33.7

**3 POINTS FIELD GOALS %**

Rk	Team	GP	M/A	%
1	USA	3	11/19	57.9
2	CAN	4	11/27	40.7
3	RSA	4	14/35	40.0
4	IRI	3	15/45	33.3
5	GBR	3	6/25	24.0
6	AUS	3	3/15	20.0
7	BRA	3	6/31	19.3
8	JPN	4	8/44	18.2
9	ISR	3	2/13	15.4
9	SWE	4	2/13	15.4
11	GER	3	2/17	11.8
12	CHN	3	0/5	0.0

**FREE THROWS %**

Rk	Team	GP	M/A	%
1	AUS	3	38/65	58.5
2	BRA	3	33/57	57.9
3	CHN	3	9/16	56.2
4	GER	3	33/61	54.1
5	RSA	4	24/46	52.2
6	IRI	3	29/57	50.9
7	CAN	4	44/87	50.6
8	SWE	4	43/88	48.9
9	GBR	3	25/52	48.1
10	ISR	3	34/71	47.9
11	JPN	4	31/65	47.7
12	USA	3	24/52	46.2

**POINTS FOR**

Rk	Team	GP	Total	Avg
1	IRI	3	234	78.0
2	AUS	3	219	73.0
3	USA	3	213	71.0
4	GER	3	211	70.3
5	CAN	4	279	69.8
6	ISR	3	206	68.7
7	GBR	3	183	61.0
8	SWE	4	237	59.3
9	BRA	3	173	57.7
10	RSA	4	224	56.0
11	JPN	4	205	51.3
12	CHN	3	119	39.7

**POINTS AGAINST**

Rk	Team	GP	Total	Avg
1	USA	3	148	49.3
2	GBR	3	151	50.3
3	CAN	4	214	53.5
4	GER	3	163	54.3
5	AUS	3	164	54.7
6	ISR	3	177	59.0
7	IRI	3	178	59.3
8	JPN	4	261	65.3
9	SWE	4	267	66.8
10	RSA	4	307	76.8
11	BRA	3	233	77.7
12	CHN	3	240	80.0

**REBOUNDS**

Rk	Team	GP	Off	Def	Total	Avg
1	CAN	4	56	131	187	46.8
2	USA	3	36	96	132	44.0
3	IRI	3	35	90	125	41.7
4	SWE	4	37	125	162	40.5
5	JPN	4	38	123	161	40.3
6	ISR	3	34	87	121	40.3
7	GER	3	31	87	118	39.3
8	GBR	3	27	90	117	39.0
9	AUS	3	31	80	111	37.0
10	RSA	4	22	114	136	34.0
11	CHN	3	20	79	99	33.0
12	BRA	3	20	74	94	31.3

**ASSISTS**

Rk	Team	GP	Total	Avg
1	CAN	4	68	17.0
2	USA	3	47	15.7
3	AUS	3	45	15.0
4	GER	3	43	14.3
4	ISR	3	43	14.3
6	SWE	4	49	12.3
7	JPN	4	44	11.0
8	GBR	3	33	11.0
8	IRI	3	33	11.0
10	CHN	3	27	9.0
11	RSA	4	34	8.5
12	BRA	3	24	8.0

**FOULS**

Rk	Team	GP	Total	Avg
1	BRA	3	68	22.7
2	JPN	4	82	20.5
3	GER	3	61	20.3
4	CHN	3	60	20.0
4	IRI	3	60	20.0
6	RSA	4	77	19.3
7	AUS	3	57	19.0
8	USA	3	56	18.7
9	SWE	4	74	18.5
10	CAN	4	73	18.3
11	GBR	3	50	16.7
12	ISR	3	44	14.7

**TURNOVERS**

Rk	Team	GP	Total	Avg
1	RSA	4	96	24.0
2	CHN	3	60	20.0
3	JPN	4	66	16.5
4	BRA	3	48	16.0
5	CAN	4	51	12.8
6	SWE	4	49	12.3
7	ISR	3	33	11.0
8	AUS	3	31	10.3
8	IRI	3	31	10.3
10	USA	3	29	9.7
11	GER	3	26	8.7
12	GBR	3	25	8.3

**STEALS**

Rk	Team	GP	Total	Avg
1	GER	3	43	14.3
2	IRI	3	30	10.0
3	AUS	3	24	8.0
4	USA	3	23	7.7
5	CAN	4	30	7.5
6	RSA	4	27	6.8
7	BRA	3	20	6.7
7	ISR	3	20	6.7
9	SWE	4	24	6.0
10	JPN	4	19	4.8
11	CHN	3	13	4.3
12	GBR	3	11	3.7

**BLOCKED SHOTS**

Rk	Team	GP	Total	Avg
1	CAN	4	5	1.3
2	BRA	3	3	1.0
2	ISR	3	3	1.0
4	SWE	4	3	0.8
5	GBR	3	2	0.7
5	USA	3	2	0.7
7	RSA	4	2	0.5
8	AUS	3	1	0.3
8	CHN	3	1	0.3
8	GER	3	1	0.3
8	IRI	3	1	0.3
12	JPN	4		

**Legend:**

%	Shooting Percentage	Avg	Average per Game	Def	Defensive Rebounds	GP	Games Played
M/A	Made/Attempt	Off	Offensive Rebounds	Rk	Rank		



**TEAM STATISTICS** As of 10 SEP 2008

球队技术统计表

**TOTAL FIELD GOALS %**

Rk	Team	GP	M/A	%
1	AUS	4	90/181	49.7
2	IRI	4	119/254	46.8
3	ISR	4	86/187	46.0
4	USA	3	89/197	45.2
5	CAN	4	112/256	43.7
6	RSA	4	93/213	43.7
7	GBR	3	76/181	42.0
8	BRA	3	67/160	41.9
9	GER	4	122/295	41.3
10	SWE	4	96/250	38.4
11	JPN	4	83/232	35.8
12	CHN	3	55/168	32.7

**2 POINTS FIELD GOALS %**

Rk	Team	GP	M/A	%
1	AUS	4	87/166	52.4
2	IRI	4	102/199	51.2
3	ISR	4	84/174	48.3
4	BRA	3	61/129	47.3
5	GBR	3	70/156	44.9
6	RSA	4	79/178	44.4
7	GER	4	120/271	44.3
8	CAN	4	101/229	44.1
9	USA	3	78/178	43.8
10	JPN	4	75/188	39.9
11	SWE	4	94/237	39.7
12	CHN	3	55/163	33.7

**3 POINTS FIELD GOALS %**

Rk	Team	GP	M/A	%
1	USA	3	11/19	57.9
2	CAN	4	11/27	40.7
3	RSA	4	14/35	40.0
4	IRI	4	17/55	30.9
5	GBR	3	6/25	24.0
6	AUS	4	3/15	20.0
7	BRA	3	6/31	19.3
8	JPN	4	8/44	18.2
9	ISR	4	2/13	15.4
9	SWE	4	2/13	15.4
11	GER	4	2/24	8.3
12	CHN	3	0/5	0.0

**FREE THROWS %**

Rk	Team	GP	M/A	%
1	AUS	4	38/65	58.5
2	BRA	3	33/57	57.9
3	CHN	3	9/16	56.2
4	GER	4	38/70	54.3
5	RSA	4	24/46	52.2
6	IRI	4	42/82	51.2
7	CAN	4	44/87	50.6
8	SWE	4	43/88	48.9
9	GBR	3	25/52	48.1
10	ISR	4	34/71	47.9
11	JPN	4	31/65	47.7
12	USA	3	24/52	46.2

**POINTS FOR**

Rk	Team	GP	Total	Avg
1	IRI	4	297	74.3
2	GER	4	284	71.0
3	USA	3	213	71.0
4	CAN	4	279	69.8
5	GBR	3	183	61.0
6	SWE	4	237	59.3
7	BRA	3	173	57.7
8	RSA	4	224	56.0
9	AUS	4	221	55.3
10	ISR	4	208	52.0
11	JPN	4	205	51.3
12	CHN	3	119	39.7

**POINTS AGAINST**

Rk	Team	GP	Total	Avg
1	AUS	4	166	41.5
2	ISR	4	179	44.8
3	USA	3	148	49.3
4	GBR	3	151	50.3
5	CAN	4	214	53.5
6	GER	4	226	56.5
7	IRI	4	251	62.8
8	JPN	4	261	65.3
9	SWE	4	267	66.8
10	RSA	4	307	76.8
11	BRA	3	233	77.7
12	CHN	3	240	80.0

**REBOUNDS**

Rk	Team	GP	Off	Def	Total	Avg
1	CAN	4	56	131	187	46.8
2	USA	3	36	96	132	44.0
3	SWE	4	37	125	162	40.5
4	JPN	4	38	123	161	40.3
5	GER	4	46	111	157	39.3
6	GBR	3	27	90	117	39.0
7	IRI	4	39	115	154	38.5
8	RSA	4	22	114	136	34.0
9	CHN	3	20	79	99	33.0
10	BRA	3	20	74	94	31.3
11	ISR	4	35	88	123	30.8
12	AUS	4	31	80	111	27.8

**ASSISTS**

Rk	Team	GP	Total	Avg
1	CAN	4	68	17.0
2	USA	3	47	15.7
3	GER	4	61	15.3
4	SWE	4	49	12.3
5	IRI	4	47	11.8
6	AUS	4	46	11.5
7	JPN	4	44	11.0
8	GBR	3	33	11.0
9	ISR	4	43	10.8
10	CHN	3	27	9.0
11	RSA	4	34	8.5
12	BRA	3	24	8.0

**FOULS**

Rk	Team	GP	Total	Avg
1	BRA	3	68	22.7
2	GER	4	84	21.0
3	JPN	4	82	20.5
4	CHN	3	60	20.0
5	RSA	4	77	19.3
6	IRI	4	76	19.0
7	USA	3	56	18.7
8	SWE	4	74	18.5
9	CAN	4	73	18.3
10	GBR	3	50	16.7
11	AUS	4	57	14.3
12	ISR	4	44	11.0

**TURNOVERS**

Rk	Team	GP	Total	Avg
1	RSA	4	96	24.0
2	CHN	3	60	20.0
3	JPN	4	66	16.5
4	BRA	3	48	16.0
5	CAN	4	51	12.8
6	IRI	4	50	12.5
7	SWE	4	49	12.3
8	USA	3	29	9.7
9	GER	4	38	9.5
10	ISR	4	34	8.5
11	GBR	3	25	8.3
12	AUS	4	31	7.8

**STEALS**

Rk	Team	GP	Total	Avg
1	GER	4	52	13.0
2	IRI	4	36	9.0
3	USA	3	23	7.7
4	CAN	4	30	7.5
5	RSA	4	27	6.8
6	BRA	3	20	6.7
7	AUS	4	24	6.0
7	SWE	4	24	6.0
9	ISR	4	20	5.0
10	JPN	4	19	4.8
11	CHN	3	13	4.3
12	GBR	3	11	3.7

**BLOCKED SHOTS**

Rk	Team	GP	Total	Avg
1	CAN	4	5	1.3
2	BRA	3	3	1.0
3	ISR	4	3	0.8
3	SWE	4	3	0.8
5	GBR	3	2	0.7
5	USA	3	2	0.7
7	RSA	4	2	0.5
8	AUS	4	1	0.3
8	CHN	3	1	0.3
8	GER	4	1	0.3
8	IRI	4	1	0.3
12	JPN	4		

**Legend:**

%	Shooting Percentage	Avg	Average per Game	Def	Defensive Rebounds	GP	Games Played
M/A	Made/Attempt	Off	Offensive Rebounds	Rk	Rank		



**TEAM STATISTICS** As of 10 SEP 2008

球队技术统计表

**TOTAL FIELD GOALS %**

Rk	Team	GP	M/A	%
1	AUS	4	114/237	48.1
2	IRI	4	119/254	46.8
3	ISR	4	107/234	45.7
4	USA	3	89/197	45.2
5	CAN	4	112/256	43.7
6	RSA	4	93/213	43.7
7	GBR	3	76/181	42.0
8	BRA	3	67/160	41.9
9	GER	4	122/295	41.3
10	SWE	4	96/250	38.4
11	JPN	4	83/232	35.8
12	CHN	3	55/168	32.7

**2 POINTS FIELD GOALS %**

Rk	Team	GP	M/A	%
1	IRI	4	102/199	51.2
2	AUS	4	111/219	50.7
3	ISR	4	104/216	48.1
4	BRA	3	61/129	47.3
5	GBR	3	70/156	44.9
6	RSA	4	79/178	44.4
7	GER	4	120/271	44.3
8	CAN	4	101/229	44.1
9	USA	3	78/178	43.8
10	JPN	4	75/188	39.9
11	SWE	4	94/237	39.7
12	CHN	3	55/163	33.7

**3 POINTS FIELD GOALS %**

Rk	Team	GP	M/A	%
1	USA	3	11/19	57.9
2	CAN	4	11/27	40.7
3	RSA	4	14/35	40.0
4	IRI	4	17/55	30.9
5	GBR	3	6/25	24.0
6	BRA	3	6/31	19.3
7	JPN	4	8/44	18.2
8	AUS	4	3/18	16.7
8	ISR	4	3/18	16.7
10	SWE	4	2/13	15.4
11	GER	4	2/24	8.3
12	CHN	3	0/5	0.0

**FREE THROWS %**

Rk	Team	GP	M/A	%
1	AUS	4	54/92	58.7
2	BRA	3	33/57	57.9
3	CHN	3	9/16	56.2
4	GER	4	38/70	54.3
5	RSA	4	24/46	52.2
6	ISR	4	48/93	51.6
7	IRI	4	42/82	51.2
8	CAN	4	44/87	50.6
9	SWE	4	43/88	48.9
10	GBR	3	25/52	48.1
11	JPN	4	31/65	47.7
12	USA	3	24/52	46.2

**POINTS FOR**

Rk	Team	GP	Total	Avg
1	IRI	4	297	74.3
2	AUS	4	285	71.3
3	GER	4	284	71.0
4	USA	3	213	71.0
5	CAN	4	279	69.8
6	ISR	4	265	66.3
7	GBR	3	183	61.0
8	SWE	4	237	59.3
9	BRA	3	173	57.7
10	RSA	4	224	56.0
11	JPN	4	205	51.3
12	CHN	3	119	39.7

**POINTS AGAINST**

Rk	Team	GP	Total	Avg
1	USA	3	148	49.3
2	GBR	3	151	50.3
3	CAN	4	214	53.5
4	AUS	4	223	55.8
5	GER	4	226	56.5
6	ISR	4	243	60.8
7	IRI	4	251	62.8
8	JPN	4	261	65.3
9	SWE	4	267	66.8
10	RSA	4	307	76.8
11	BRA	3	233	77.7
12	CHN	3	240	80.0

**REBOUNDS**

Rk	Team	GP	Off	Def	Total	Avg
1	CAN	4	56	131	187	46.8
2	USA	3	36	96	132	44.0
3	SWE	4	37	125	162	40.5
4	JPN	4	38	123	161	40.3
5	GER	4	46	111	157	39.3
6	ISR	4	42	114	156	39.0
7	GBR	3	27	90	117	39.0
8	IRI	4	39	115	154	38.5
9	AUS	4	43	104	147	36.8
10	RSA	4	22	114	136	34.0
11	CHN	3	20	79	99	33.0
12	BRA	3	20	74	94	31.3

**ASSISTS**

Rk	Team	GP	Total	Avg
1	AUS	4	69	17.3
2	CAN	4	68	17.0
3	USA	3	47	15.7
4	GER	4	61	15.3
5	ISR	4	57	14.3
6	SWE	4	49	12.3
7	IRI	4	47	11.8
8	JPN	4	44	11.0
9	GBR	3	33	11.0
10	CHN	3	27	9.0
11	RSA	4	34	8.5
12	BRA	3	24	8.0

**FOULS**

Rk	Team	GP	Total	Avg
1	BRA	3	68	22.7
2	GER	4	84	21.0
3	JPN	4	82	20.5
4	CHN	3	60	20.0
5	RSA	4	77	19.3
6	IRI	4	76	19.0
7	USA	3	56	18.7
8	SWE	4	74	18.5
9	CAN	4	73	18.3
10	AUS	4	71	17.8
11	ISR	4	70	17.5
12	GBR	3	50	16.7

**TURNOVERS**

Rk	Team	GP	Total	Avg
1	RSA	4	96	24.0
2	CHN	3	60	20.0
3	JPN	4	66	16.5
4	BRA	3	48	16.0
5	CAN	4	51	12.8
5	ISR	4	51	12.8
7	IRI	4	50	12.5
8	SWE	4	49	12.3
9	AUS	4	44	11.0
10	USA	3	29	9.7
11	GER	4	38	9.5
12	GBR	3	25	8.3

**STEALS**

Rk	Team	GP	Total	Avg
1	GER	4	52	13.0
2	IRI	4	36	9.0
3	AUS	4	33	8.3
4	USA	3	23	7.7
5	CAN	4	30	7.5
6	ISR	4	28	7.0
7	RSA	4	27	6.8
8	BRA	3	20	6.7
9	SWE	4	24	6.0
10	JPN	4	19	4.8
11	CHN	3	13	4.3
12	GBR	3	11	3.7

**BLOCKED SHOTS**

Rk	Team	GP	Total	Avg
1	CAN	4	5	1.3
1	ISR	4	5	1.3
3	BRA	3	3	1.0
4	AUS	4	3	0.8
4	SWE	4	3	0.8
6	GBR	3	2	0.7
6	USA	3	2	0.7
8	RSA	4	2	0.5
9	CHN	3	1	0.3
9	GER	4	1	0.3
9	IRI	4	1	0.3
12	JPN	4		

**Legend:**

% Shooting Percentage      Avg Average per Game      Def Defensive Rebounds      GP Games Played  
M/A Made/Attempt      Off Offensive Rebounds      Rk Rank





**TEAM STATISTICS** As of 10 SEP 2008

球队技术统计表

**TOTAL FIELD GOALS %**

Rk	Team	GP	M/A	%
1	USA	4	132/268	49.2
2	AUS	4	114/237	48.1
3	IRI	4	119/254	46.8
4	ISR	4	107/234	45.7
5	CAN	4	112/256	43.7
6	RSA	4	93/213	43.7
7	GBR	3	76/181	42.0
8	BRA	3	67/160	41.9
9	GER	4	122/295	41.3
10	SWE	4	96/250	38.4
11	JPN	4	83/232	35.8
12	CHN	4	69/210	32.8

**2 POINTS FIELD GOALS %**

Rk	Team	GP	M/A	%
1	IRI	4	102/199	51.2
2	AUS	4	111/219	50.7
3	USA	4	118/238	49.6
4	ISR	4	104/216	48.1
5	BRA	3	61/129	47.3
6	GBR	3	70/156	44.9
7	RSA	4	79/178	44.4
8	GER	4	120/271	44.3
9	CAN	4	101/229	44.1
10	JPN	4	75/188	39.9
11	SWE	4	94/237	39.7
12	CHN	4	68/203	33.5

**3 POINTS FIELD GOALS %**

Rk	Team	GP	M/A	%
1	USA	4	14/30	46.7
2	CAN	4	11/27	40.7
3	RSA	4	14/35	40.0
4	IRI	4	17/55	30.9
5	GBR	3	6/25	24.0
6	BRA	3	6/31	19.3
7	JPN	4	8/44	18.2
8	AUS	4	3/18	16.7
8	ISR	4	3/18	16.7
10	SWE	4	2/13	15.4
11	CHN	4	1/7	14.3
12	GER	4	2/24	8.3

**FREE THROWS %**

Rk	Team	GP	M/A	%
1	CHN	4	18/29	62.1
2	AUS	4	54/92	58.7
3	BRA	3	33/57	57.9
4	GER	4	38/70	54.3
5	RSA	4	24/46	52.2
6	ISR	4	48/93	51.6
7	IRI	4	42/82	51.2
8	CAN	4	44/87	50.6
9	SWE	4	43/88	48.9
10	GBR	3	25/52	48.1
11	JPN	4	31/65	47.7
12	USA	4	32/68	47.1

**POINTS FOR**

Rk	Team	GP	Total	Avg
1	USA	4	310	77.5
2	IRI	4	297	74.3
3	AUS	4	285	71.3
4	GER	4	284	71.0
5	CAN	4	279	69.8
6	ISR	4	265	66.3
7	GBR	3	183	61.0
8	SWE	4	237	59.3
9	BRA	3	173	57.7
10	RSA	4	224	56.0
11	JPN	4	205	51.3
12	CHN	4	157	39.3

**POINTS AGAINST**

Rk	Team	GP	Total	Avg
1	USA	4	186	46.5
2	GBR	3	151	50.3
3	CAN	4	214	53.5
4	AUS	4	223	55.8
5	GER	4	226	56.5
6	ISR	4	243	60.8
7	IRI	4	251	62.8
8	JPN	4	261	65.3
9	SWE	4	267	66.8
10	RSA	4	307	76.8
11	BRA	3	233	77.7
12	CHN	4	337	84.3

**REBOUNDS**

Rk	Team	GP	Off	Def	Total	Avg
1	CAN	4	56	131	187	46.8
2	USA	4	47	119	166	41.5
3	SWE	4	37	125	162	40.5
4	JPN	4	38	123	161	40.3
5	GER	4	46	111	157	39.3
6	ISR	4	42	114	156	39.0
7	GBR	3	27	90	117	39.0
8	IRI	4	39	115	154	38.5
9	AUS	4	43	104	147	36.8
10	RSA	4	22	114	136	34.0
11	CHN	4	26	100	126	31.5
12	BRA	3	20	74	94	31.3

**ASSISTS**

Rk	Team	GP	Total	Avg
1	AUS	4	69	17.3
2	CAN	4	68	17.0
3	USA	4	67	16.8
4	GER	4	61	15.3
5	ISR	4	57	14.3
6	SWE	4	49	12.3
7	IRI	4	47	11.8
8	JPN	4	44	11.0
9	GBR	3	33	11.0
10	CHN	4	37	9.3
11	RSA	4	34	8.5
12	BRA	3	24	8.0

**FOULS**

Rk	Team	GP	Total	Avg
1	BRA	3	68	22.7
2	GER	4	84	21.0
3	JPN	4	82	20.5
4	CHN	4	81	20.3
5	RSA	4	77	19.3
6	IRI	4	76	19.0
7	SWE	4	74	18.5
8	CAN	4	73	18.3
9	AUS	4	71	17.8
10	ISR	4	70	17.5
11	USA	4	69	17.3
12	GBR	3	50	16.7

**TURNOVERS**

Rk	Team	GP	Total	Avg
1	RSA	4	96	24.0
2	CHN	4	90	22.5
3	JPN	4	66	16.5
4	BRA	3	48	16.0
5	CAN	4	51	12.8
5	ISR	4	51	12.8
7	IRI	4	50	12.5
8	SWE	4	49	12.3
9	AUS	4	44	11.0
10	GER	4	38	9.5
11	USA	4	35	8.8
12	GBR	3	25	8.3

**STEALS**

Rk	Team	GP	Total	Avg
1	GER	4	52	13.0
2	USA	4	45	11.3
3	IRI	4	36	9.0
4	AUS	4	33	8.3
5	CAN	4	30	7.5
6	ISR	4	28	7.0
7	RSA	4	27	6.8
8	BRA	3	20	6.7
9	SWE	4	24	6.0
10	JPN	4	19	4.8
11	GBR	3	11	3.7
12	CHN	4	14	3.5

**BLOCKED SHOTS**

Rk	Team	GP	Total	Avg
1	CAN	4	5	1.3
1	ISR	4	5	1.3
3	BRA	3	3	1.0
4	AUS	4	3	0.8
4	SWE	4	3	0.8
4	USA	4	3	0.8
7	GBR	3	2	0.7
8	CHN	4	2	0.5
8	RSA	4	2	0.5
10	GER	4	1	0.3
10	IRI	4	1	0.3
12	JPN	4		

**Legend:**

%	Shooting Percentage	Avg	Average per Game	Def	Defensive Rebounds	GP	Games Played
M/A	Made/Attempt	Off	Offensive Rebounds	Rk	Rank		





**TEAM STATISTICS** As of 10 SEP 2008

球队技术统计表

**TOTAL FIELD GOALS %**

Rk	Team	GP	M/A	%
1	USA	4	132/268	49.2
2	AUS	4	114/237	48.1
3	IRI	4	119/254	46.8
4	ISR	4	107/234	45.7
5	CAN	4	112/256	43.7
6	RSA	4	93/213	43.7
7	GBR	4	98/232	42.2
8	GER	4	122/295	41.3
9	BRA	4	89/221	40.3
10	SWE	4	96/250	38.4
11	JPN	4	83/232	35.8
12	CHN	4	69/210	32.8

**2 POINTS FIELD GOALS %**

Rk	Team	GP	M/A	%
1	IRI	4	102/199	51.2
2	AUS	4	111/219	50.7
3	USA	4	118/238	49.6
4	ISR	4	104/216	48.1
5	BRA	4	80/170	47.1
6	GBR	4	92/201	45.8
7	RSA	4	79/178	44.4
8	GER	4	120/271	44.3
9	CAN	4	101/229	44.1
10	JPN	4	75/188	39.9
11	SWE	4	94/237	39.7
12	CHN	4	68/203	33.5

**3 POINTS FIELD GOALS %**

Rk	Team	GP	M/A	%
1	USA	4	14/30	46.7
2	CAN	4	11/27	40.7
3	RSA	4	14/35	40.0
4	IRI	4	17/55	30.9
5	GBR	4	6/31	19.3
6	JPN	4	8/44	18.2
7	BRA	4	9/51	17.6
8	AUS	4	3/18	16.7
8	ISR	4	3/18	16.7
10	SWE	4	2/13	15.4
11	CHN	4	1/7	14.3
12	GER	4	2/24	8.3

**FREE THROWS %**

Rk	Team	GP	M/A	%
1	CHN	4	18/29	62.1
2	AUS	4	54/92	58.7
3	BRA	4	39/70	55.7
4	GBR	4	50/92	54.3
5	GER	4	38/70	54.3
6	RSA	4	24/46	52.2
7	ISR	4	48/93	51.6
8	IRI	4	42/82	51.2
9	CAN	4	44/87	50.6
10	SWE	4	43/88	48.9
11	JPN	4	31/65	47.7
12	USA	4	32/68	47.1

**POINTS FOR**

Rk	Team	GP	Total	Avg
1	USA	4	310	77.5
2	IRI	4	297	74.3
3	AUS	4	285	71.3
4	GER	4	284	71.0
5	CAN	4	279	69.8
6	ISR	4	265	66.3
7	GBR	4	252	63.0
8	SWE	4	237	59.3
9	BRA	4	226	56.5
10	RSA	4	224	56.0
11	JPN	4	205	51.3
12	CHN	4	157	39.3

**POINTS AGAINST**

Rk	Team	GP	Total	Avg
1	USA	4	186	46.5
2	GBR	4	204	51.0
3	CAN	4	214	53.5
4	AUS	4	223	55.8
5	GER	4	226	56.5
6	ISR	4	243	60.8
7	IRI	4	251	62.8
8	JPN	4	261	65.3
9	SWE	4	267	66.8
10	BRA	4	302	75.5
11	RSA	4	307	76.8
12	CHN	4	337	84.3

**REBOUNDS**

Rk	Team	GP	Off	Def	Total	Avg
1	CAN	4	56	131	187	46.8
2	USA	4	47	119	166	41.5
3	GBR	4	38	126	164	41.0
4	SWE	4	37	125	162	40.5
5	JPN	4	38	123	161	40.3
6	GER	4	46	111	157	39.3
7	ISR	4	42	114	156	39.0
8	IRI	4	39	115	154	38.5
9	AUS	4	43	104	147	36.8
10	RSA	4	22	114	136	34.0
11	CHN	4	26	100	126	31.5
12	BRA	4	26	96	122	30.5

**ASSISTS**

Rk	Team	GP	Total	Avg
1	AUS	4	69	17.3
2	CAN	4	68	17.0
3	USA	4	67	16.8
4	GER	4	61	15.3
5	ISR	4	57	14.3
6	SWE	4	49	12.3
7	IRI	4	47	11.8
8	GBR	4	44	11.0
8	JPN	4	44	11.0
10	CHN	4	37	9.3
11	RSA	4	34	8.5
12	BRA	4	31	7.8

**FOULS**

Rk	Team	GP	Total	Avg
1	BRA	4	101	25.3
2	GER	4	84	21.0
3	JPN	4	82	20.5
4	CHN	4	81	20.3
5	RSA	4	77	19.3
6	IRI	4	76	19.0
7	SWE	4	74	18.5
8	CAN	4	73	18.3
9	AUS	4	71	17.8
10	ISR	4	70	17.5
11	USA	4	69	17.3
12	GBR	4	67	16.8

**TURNOVERS**

Rk	Team	GP	Total	Avg
1	RSA	4	96	24.0
2	CHN	4	90	22.5
3	JPN	4	66	16.5
4	BRA	4	54	13.5
5	CAN	4	51	12.8
5	ISR	4	51	12.8
7	IRI	4	50	12.5
8	SWE	4	49	12.3
9	AUS	4	44	11.0
10	GER	4	38	9.5
11	USA	4	35	8.8
12	GBR	4	34	8.5

**STEALS**

Rk	Team	GP	Total	Avg
1	GER	4	52	13.0
2	USA	4	45	11.3
3	IRI	4	36	9.0
4	AUS	4	33	8.3
5	CAN	4	30	7.5
6	ISR	4	28	7.0
7	RSA	4	27	6.8
8	SWE	4	24	6.0
9	BRA	4	21	5.3
10	JPN	4	19	4.8
11	CHN	4	14	3.5
12	GBR	4	12	3.0

**BLOCKED SHOTS**

Rk	Team	GP	Total	Avg
1	CAN	4	5	1.3
1	ISR	4	5	1.3
3	BRA	4	4	1.0
4	AUS	4	3	0.8
4	SWE	4	3	0.8
4	USA	4	3	0.8
7	CHN	4	2	0.5
7	GBR	4	2	0.5
7	RSA	4	2	0.5
10	GER	4	1	0.3
10	IRI	4	1	0.3
12	JPN	4		

**Legend:**

%	Shooting Percentage	Avg	Average per Game	Def	Defensive Rebounds	GP	Games Played
M/A	Made/Attempt	Off	Offensive Rebounds	Rk	Rank		



**TEAM STATISTICS** As of 11 SEP 2008

球队技术统计表

**TOTAL FIELD GOALS %**

Rk	Team	GP	M/A	%
1	USA	4	132/268	49.2
2	AUS	4	114/237	48.1
3	IRI	4	119/254	46.8
4	GBR	5	128/286	44.7
5	ISR	5	135/305	44.3
6	CAN	4	112/256	43.7
7	RSA	4	93/213	43.7
8	GER	4	122/295	41.3
9	BRA	4	89/221	40.3
10	SWE	4	96/250	38.4
11	JPN	4	83/232	35.8
12	CHN	4	69/210	32.8

**2 POINTS FIELD GOALS %**

Rk	Team	GP	M/A	%
1	IRI	4	102/199	51.2
2	AUS	4	111/219	50.7
3	USA	4	118/238	49.6
4	GBR	5	120/249	48.2
5	BRA	4	80/170	47.1
6	ISR	5	128/273	46.9
7	RSA	4	79/178	44.4
8	GER	4	120/271	44.3
9	CAN	4	101/229	44.1
10	JPN	4	75/188	39.9
11	SWE	4	94/237	39.7
12	CHN	4	68/203	33.5

**3 POINTS FIELD GOALS %**

Rk	Team	GP	M/A	%
1	USA	4	14/30	46.7
2	CAN	4	11/27	40.7
3	RSA	4	14/35	40.0
4	IRI	4	17/55	30.9
5	ISR	5	7/32	21.9
6	GBR	5	8/37	21.6
7	JPN	4	8/44	18.2
8	BRA	4	9/51	17.6
9	AUS	4	3/18	16.7
10	SWE	4	2/13	15.4
11	CHN	4	1/7	14.3
12	GER	4	2/24	8.3

**FREE THROWS %**

Rk	Team	GP	M/A	%
1	CHN	4	18/29	62.1
2	GBR	5	70/119	58.8
3	AUS	4	54/92	58.7
4	BRA	4	39/70	55.7
5	GER	4	38/70	54.3
6	RSA	4	24/46	52.2
7	ISR	5	55/106	51.9
8	IRI	4	42/82	51.2
9	CAN	4	44/87	50.6
10	SWE	4	43/88	48.9
11	JPN	4	31/65	47.7
12	USA	4	32/68	47.1

**POINTS FOR**

Rk	Team	GP	Total	Avg
1	USA	4	310	77.5
2	IRI	4	297	74.3
3	AUS	4	285	71.3
4	GER	4	284	71.0
5	CAN	4	279	69.8
6	GBR	5	334	66.8
7	ISR	5	332	66.4
8	SWE	4	237	59.3
9	BRA	4	226	56.5
10	RSA	4	224	56.0
11	JPN	4	205	51.3
12	CHN	4	157	39.3

**POINTS AGAINST**

Rk	Team	GP	Total	Avg
1	USA	4	186	46.5
2	CAN	4	214	53.5
3	GBR	5	271	54.2
4	AUS	4	223	55.8
5	GER	4	226	56.5
6	IRI	4	251	62.8
7	ISR	5	325	65.0
8	JPN	4	261	65.3
9	SWE	4	267	66.8
10	BRA	4	302	75.5
11	RSA	4	307	76.8
12	CHN	4	337	84.3

**REBOUNDS**

Rk	Team	GP	Off	Def	Total	Avg
1	CAN	4	56	131	187	46.8
2	USA	4	47	119	166	41.5
3	SWE	4	37	125	162	40.5
4	JPN	4	38	123	161	40.3
5	GBR	5	44	154	198	39.6
6	GER	4	46	111	157	39.3
7	ISR	5	59	135	194	38.8
8	IRI	4	39	115	154	38.5
9	AUS	4	43	104	147	36.8
10	RSA	4	22	114	136	34.0
11	CHN	4	26	100	126	31.5
12	BRA	4	26	96	122	30.5

**ASSISTS**

Rk	Team	GP	Total	Avg
1	AUS	4	69	17.3
2	CAN	4	68	17.0
3	USA	4	67	16.8
4	GER	4	61	15.3
5	ISR	5	74	14.8
6	GBR	5	64	12.8
7	SWE	4	49	12.3
8	IRI	4	47	11.8
9	JPN	4	44	11.0
10	CHN	4	37	9.3
11	RSA	4	34	8.5
12	BRA	4	31	7.8

**FOULS**

Rk	Team	GP	Total	Avg
1	BRA	4	101	25.3
2	GER	4	84	21.0
3	JPN	4	82	20.5
4	CHN	4	81	20.3
5	RSA	4	77	19.3
6	ISR	5	96	19.2
7	IRI	4	76	19.0
8	SWE	4	74	18.5
9	CAN	4	73	18.3
10	AUS	4	71	17.8
11	USA	4	69	17.3
12	GBR	5	78	15.6

**TURNOVERS**

Rk	Team	GP	Total	Avg
1	RSA	4	96	24.0
2	CHN	4	90	22.5
3	JPN	4	66	16.5
4	BRA	4	54	13.5
5	CAN	4	51	12.8
6	IRI	4	50	12.5
7	SWE	4	49	12.3
8	ISR	5	58	11.6
9	AUS	4	44	11.0
10	GER	4	38	9.5
11	USA	4	35	8.8
12	GBR	5	42	8.4

**STEALS**

Rk	Team	GP	Total	Avg
1	GER	4	52	13.0
2	USA	4	45	11.3
3	IRI	4	36	9.0
4	AUS	4	33	8.3
5	CAN	4	30	7.5
6	RSA	4	27	6.8
7	ISR	5	32	6.4
8	SWE	4	24	6.0
9	BRA	4	21	5.3
10	JPN	4	19	4.8
11	GBR	5	18	3.6
12	CHN	4	14	3.5

**BLOCKED SHOTS**

Rk	Team	GP	Total	Avg
1	CAN	4	5	1.3
2	ISR	5	5	1.0
3	BRA	4	4	1.0
4	AUS	4	3	0.8
4	SWE	4	3	0.8
4	USA	4	3	0.8
7	GBR	5	3	0.6
8	CHN	4	2	0.5
8	RSA	4	2	0.5
10	GER	4	1	0.3
10	IRI	4	1	0.3
12	JPN	4		

**Legend:**

%	Shooting Percentage	Avg	Average per Game	Def	Defensive Rebounds	GP	Games Played
M/A	Made/Attempt	Off	Offensive Rebounds	Rk	Rank		



**TEAM STATISTICS** As of 11 SEP 2008

球队技术统计表

**TOTAL FIELD GOALS %**

Rk	Team	GP	M/A	%
1	USA	4	132/268	49.2
2	AUS	4	114/237	48.1
3	IRI	4	119/254	46.8
4	GBR	5	128/286	44.7
5	ISR	5	135/305	44.3
6	CAN	4	112/256	43.7
7	RSA	5	116/274	42.3
8	GER	5	139/332	41.9
9	SWE	5	112/278	40.3
10	BRA	4	89/221	40.3
11	JPN	5	105/286	36.7
12	CHN	4	69/210	32.8

**2 POINTS FIELD GOALS %**

Rk	Team	GP	M/A	%
1	IRI	4	102/199	51.2
2	AUS	4	111/219	50.7
3	USA	4	118/238	49.6
4	GBR	5	120/249	48.2
5	BRA	4	80/170	47.1
6	ISR	5	128/273	46.9
7	GER	5	137/307	44.6
8	CAN	4	101/229	44.1
9	RSA	5	100/230	43.5
10	SWE	5	110/265	41.5
11	JPN	5	96/238	40.3
12	CHN	4	68/203	33.5

**3 POINTS FIELD GOALS %**

Rk	Team	GP	M/A	%
1	USA	4	14/30	46.7
2	CAN	4	11/27	40.7
3	RSA	5	16/44	36.4
4	IRI	4	17/55	30.9
5	ISR	5	7/32	21.9
6	GBR	5	8/37	21.6
7	JPN	5	9/48	18.8
8	BRA	4	9/51	17.6
9	AUS	4	3/18	16.7
10	SWE	5	2/13	15.4
11	CHN	4	1/7	14.3
12	GER	5	2/25	8.0

**FREE THROWS %**

Rk	Team	GP	M/A	%
1	CHN	4	18/29	62.1
2	GBR	5	70/119	58.8
3	AUS	4	54/92	58.7
4	RSA	5	34/60	56.7
5	BRA	4	39/70	55.7
6	GER	5	41/74	55.4
7	ISR	5	55/106	51.9
8	JPN	5	46/89	51.7
9	IRI	4	42/82	51.2
10	CAN	4	44/87	50.6
11	SWE	5	50/100	50.0
12	USA	4	32/68	47.1

**POINTS FOR**

Rk	Team	GP	Total	Avg
1	USA	4	310	77.5
2	IRI	4	297	74.3
3	AUS	4	285	71.3
4	CAN	4	279	69.8
5	GBR	5	334	66.8
6	ISR	5	332	66.4
7	GER	5	321	64.2
8	BRA	4	226	56.5
9	RSA	5	282	56.4
10	SWE	5	276	55.2
11	JPN	5	265	53.0
12	CHN	4	157	39.3

**POINTS AGAINST**

Rk	Team	GP	Total	Avg
1	USA	4	186	46.5
2	GER	5	265	53.0
3	CAN	4	214	53.5
4	GBR	5	271	54.2
5	AUS	4	223	55.8
6	SWE	5	304	60.8
7	IRI	4	251	62.8
8	JPN	5	319	63.8
9	ISR	5	325	65.0
10	RSA	5	367	73.4
11	BRA	4	302	75.5
12	CHN	4	337	84.3

**REBOUNDS**

Rk	Team	GP	Off	Def	Total	Avg
1	CAN	4	56	131	187	46.8
2	USA	4	47	119	166	41.5
3	JPN	5	53	154	207	41.4
4	GBR	5	44	154	198	39.6
5	ISR	5	59	135	194	38.8
6	IRI	4	39	115	154	38.5
7	AUS	4	43	104	147	36.8
8	SWE	5	38	142	180	36.0
9	GER	5	50	122	172	34.4
10	RSA	5	28	136	164	32.8
11	CHN	4	26	100	126	31.5
12	BRA	4	26	96	122	30.5

**ASSISTS**

Rk	Team	GP	Total	Avg
1	AUS	4	69	17.3
2	CAN	4	68	17.0
3	USA	4	67	16.8
4	ISR	5	74	14.8
5	GER	5	67	13.4
6	GBR	5	64	12.8
7	SWE	5	62	12.4
8	IRI	4	47	11.8
9	JPN	5	56	11.2
10	RSA	5	48	9.6
11	CHN	4	37	9.3
12	BRA	4	31	7.8

**FOULS**

Rk	Team	GP	Total	Avg
1	BRA	4	101	25.3
2	RSA	5	102	20.4
3	CHN	4	81	20.3
4	JPN	5	100	20.0
5	ISR	5	96	19.2
6	IRI	4	76	19.0
7	GER	5	94	18.8
8	CAN	4	73	18.3
9	AUS	4	71	17.8
10	USA	4	69	17.3
11	GBR	5	78	15.6
11	SWE	5	78	15.6

**TURNOVERS**

Rk	Team	GP	Total	Avg
1	CHN	4	90	22.5
2	RSA	5	108	21.6
3	JPN	5	86	17.2
4	BRA	4	54	13.5
5	CAN	4	51	12.8
6	IRI	4	50	12.5
7	ISR	5	58	11.6
8	SWE	5	55	11.0
9	AUS	4	44	11.0
10	USA	4	35	8.8
11	GER	5	43	8.6
12	GBR	5	42	8.4

**STEALS**

Rk	Team	GP	Total	Avg
1	GER	5	57	11.4
2	USA	4	45	11.3
3	IRI	4	36	9.0
4	AUS	4	33	8.3
5	RSA	5	38	7.6
6	CAN	4	30	7.5
7	ISR	5	32	6.4
8	SWE	5	28	5.6
9	JPN	5	27	5.4
10	BRA	4	21	5.3
11	GBR	5	18	3.6
12	CHN	4	14	3.5

**BLOCKED SHOTS**

Rk	Team	GP	Total	Avg
1	CAN	4	5	1.3
2	ISR	5	5	1.0
3	BRA	4	4	1.0
4	RSA	5	4	0.8
5	AUS	4	3	0.8
5	USA	4	3	0.8
7	GBR	5	3	0.6
7	SWE	5	3	0.6
9	CHN	4	2	0.5
10	IRI	4	1	0.3
11	GER	5	1	0.2
12	JPN	5		

**Legend:**

%	Shooting Percentage	Avg	Average per Game	Def	Defensive Rebounds	GP	Games Played
M/A	Made/Attempt	Off	Offensive Rebounds	Rk	Rank		



**TEAM STATISTICS** As of 11 SEP 2008

球队技术统计表

**TOTAL FIELD GOALS %**

Rk	Team	GP	M/A	%
1	USA	4	132/268	49.2
2	AUS	4	114/237	48.1
3	IRI	4	119/254	46.8
4	GBR	5	128/286	44.7
5	ISR	5	135/305	44.3
6	CAN	4	112/256	43.7
7	RSA	5	116/274	42.3
8	GER	5	154/367	42.0
9	SWE	5	126/305	41.3
10	BRA	4	89/221	40.3
11	JPN	5	105/286	36.7
12	CHN	4	69/210	32.8

**2 POINTS FIELD GOALS %**

Rk	Team	GP	M/A	%
1	IRI	4	102/199	51.2
2	AUS	4	111/219	50.7
3	USA	4	118/238	49.6
4	GBR	5	120/249	48.2
5	BRA	4	80/170	47.1
6	ISR	5	128/273	46.9
7	GER	5	152/341	44.6
8	CAN	4	101/229	44.1
9	RSA	5	100/230	43.5
10	SWE	5	124/290	42.7
11	JPN	5	96/238	40.3
12	CHN	4	68/203	33.5

**3 POINTS FIELD GOALS %**

Rk	Team	GP	M/A	%
1	USA	4	14/30	46.7
2	CAN	4	11/27	40.7
3	RSA	5	16/44	36.4
4	IRI	4	17/55	30.9
5	ISR	5	7/32	21.9
6	GBR	5	8/37	21.6
7	JPN	5	9/48	18.8
8	BRA	4	9/51	17.6
9	AUS	4	3/18	16.7
10	CHN	4	1/7	14.3
11	SWE	5	2/15	13.3
12	GER	5	2/26	7.7

**FREE THROWS %**

Rk	Team	GP	M/A	%
1	CHN	4	18/29	62.1
2	GBR	5	70/119	58.8
3	AUS	4	54/92	58.7
4	GER	5	52/91	57.1
5	RSA	5	34/60	56.7
6	BRA	4	39/70	55.7
7	ISR	5	55/106	51.9
8	JPN	5	46/89	51.7
9	IRI	4	42/82	51.2
10	CAN	4	44/87	50.6
11	SWE	5	55/112	49.1
12	USA	4	32/68	47.1

**POINTS FOR**

Rk	Team	GP	Total	Avg
1	USA	4	310	77.5
2	IRI	4	297	74.3
3	GER	5	362	72.4
4	AUS	4	285	71.3
5	CAN	4	279	69.8
6	GBR	5	334	66.8
7	ISR	5	332	66.4
8	SWE	5	309	61.8
9	BRA	4	226	56.5
10	RSA	5	282	56.4
11	JPN	5	265	53.0
12	CHN	4	157	39.3

**POINTS AGAINST**

Rk	Team	GP	Total	Avg
1	USA	4	186	46.5
2	CAN	4	214	53.5
3	GBR	5	271	54.2
4	AUS	4	223	55.8
5	GER	5	298	59.6
6	IRI	4	251	62.8
7	JPN	5	319	63.8
8	ISR	5	325	65.0
9	SWE	5	345	69.0
10	RSA	5	367	73.4
11	BRA	4	302	75.5
12	CHN	4	337	84.3

**REBOUNDS**

Rk	Team	GP	Off	Def	Total	Avg
1	CAN	4	56	131	187	46.8
2	USA	4	47	119	166	41.5
3	JPN	5	53	154	207	41.4
4	SWE	5	41	159	200	40.0
5	GBR	5	44	154	198	39.6
6	ISR	5	59	135	194	38.8
7	IRI	4	39	115	154	38.5
8	GER	5	56	134	190	38.0
9	AUS	4	43	104	147	36.8
10	RSA	5	28	136	164	32.8
11	CHN	4	26	100	126	31.5
12	BRA	4	26	96	122	30.5

**ASSISTS**

Rk	Team	GP	Total	Avg
1	AUS	4	69	17.3
2	CAN	4	68	17.0
3	USA	4	67	16.8
4	GER	5	75	15.0
5	ISR	5	74	14.8
6	SWE	5	68	13.6
7	GBR	5	64	12.8
8	IRI	4	47	11.8
9	JPN	5	56	11.2
10	RSA	5	48	9.6
11	CHN	4	37	9.3
12	BRA	4	31	7.8

**FOULS**

Rk	Team	GP	Total	Avg
1	BRA	4	101	25.3
2	GER	5	106	21.2
3	RSA	5	102	20.4
4	CHN	4	81	20.3
5	JPN	5	100	20.0
6	ISR	5	96	19.2
7	IRI	4	76	19.0
8	CAN	4	73	18.3
9	SWE	5	91	18.2
10	AUS	4	71	17.8
11	USA	4	69	17.3
12	GBR	5	78	15.6

**TURNOVERS**

Rk	Team	GP	Total	Avg
1	CHN	4	90	22.5
2	RSA	5	108	21.6
3	JPN	5	86	17.2
4	BRA	4	54	13.5
5	CAN	4	51	12.8
6	IRI	4	50	12.5
7	SWE	5	61	12.2
8	ISR	5	58	11.6
9	AUS	4	44	11.0
10	USA	4	35	8.8
11	GER	5	43	8.6
12	GBR	5	42	8.4

**STEALS**

Rk	Team	GP	Total	Avg
1	GER	5	60	12.0
2	USA	4	45	11.3
3	IRI	4	36	9.0
4	AUS	4	33	8.3
5	RSA	5	38	7.6
6	CAN	4	30	7.5
7	ISR	5	32	6.4
8	SWE	5	28	5.6
9	JPN	5	27	5.4
10	BRA	4	21	5.3
11	GBR	5	18	3.6
12	CHN	4	14	3.5

**BLOCKED SHOTS**

Rk	Team	GP	Total	Avg
1	CAN	4	5	1.3
2	ISR	5	5	1.0
3	BRA	4	4	1.0
4	RSA	5	4	0.8
5	AUS	4	3	0.8
5	USA	4	3	0.8
7	GBR	5	3	0.6
7	SWE	5	3	0.6
9	CHN	4	2	0.5
10	IRI	4	1	0.3
11	GER	5	1	0.2
12	JPN	5		

**Legend:**

%	Shooting Percentage	Avg	Average per Game	Def	Defensive Rebounds	GP	Games Played
M/A	Made/Attempt	Off	Offensive Rebounds	Rk	Rank		



**TEAM STATISTICS** As of 11 SEP 2008

球队技术统计表

**TOTAL FIELD GOALS %**

Rk	Team	GP	M/A	%
1	USA	4	132/268	49.2
2	AUS	4	114/237	48.1
3	CAN	5	151/326	46.3
4	IRI	5	137/304	45.1
5	GBR	5	128/286	44.7
6	ISR	5	135/305	44.3
7	RSA	5	116/274	42.3
8	GER	5	154/367	42.0
9	SWE	5	126/305	41.3
10	BRA	4	89/221	40.3
11	JPN	5	105/286	36.7
12	CHN	4	69/210	32.8

**2 POINTS FIELD GOALS %**

Rk	Team	GP	M/A	%
1	AUS	4	111/219	50.7
2	USA	4	118/238	49.6
3	IRI	5	111/228	48.7
4	GBR	5	120/249	48.2
5	CAN	5	140/295	47.5
6	BRA	4	80/170	47.1
7	ISR	5	128/273	46.9
8	GER	5	152/341	44.6
9	RSA	5	100/230	43.5
10	SWE	5	124/290	42.7
11	JPN	5	96/238	40.3
12	CHN	4	68/203	33.5

**3 POINTS FIELD GOALS %**

Rk	Team	GP	M/A	%
1	USA	4	14/30	46.7
2	RSA	5	16/44	36.4
3	CAN	5	11/31	35.5
4	IRI	5	26/76	34.2
5	ISR	5	7/32	21.9
6	GBR	5	8/37	21.6
7	JPN	5	9/48	18.8
8	BRA	4	9/51	17.6
9	AUS	4	3/18	16.7
10	CHN	4	1/7	14.3
11	SWE	5	2/15	13.3
12	GER	5	2/26	7.7

**FREE THROWS %**

Rk	Team	GP	M/A	%
1	CHN	4	18/29	62.1
2	GBR	5	70/119	58.8
3	AUS	4	54/92	58.7
4	GER	5	52/91	57.1
5	RSA	5	34/60	56.7
6	BRA	4	39/70	55.7
7	CAN	5	59/111	53.2
7	IRI	5	59/111	53.2
9	ISR	5	55/106	51.9
10	JPN	5	46/89	51.7
11	SWE	5	55/112	49.1
12	USA	4	32/68	47.1

**POINTS FOR**

Rk	Team	GP	Total	Avg
1	USA	4	310	77.5
2	CAN	5	372	74.4
3	GER	5	362	72.4
4	IRI	5	359	71.8
5	AUS	4	285	71.3
6	GBR	5	334	66.8
7	ISR	5	332	66.4
8	SWE	5	309	61.8
9	BRA	4	226	56.5
10	RSA	5	282	56.4
11	JPN	5	265	53.0
12	CHN	4	157	39.3

**POINTS AGAINST**

Rk	Team	GP	Total	Avg
1	USA	4	186	46.5
2	GBR	5	271	54.2
3	CAN	5	276	55.2
4	AUS	4	223	55.8
5	GER	5	298	59.6
6	JPN	5	319	63.8
7	ISR	5	325	65.0
8	IRI	5	344	68.8
9	SWE	5	345	69.0
10	RSA	5	367	73.4
11	BRA	4	302	75.5
12	CHN	4	337	84.3

**REBOUNDS**

Rk	Team	GP	Off	Def	Total	Avg
1	CAN	5	68	158	226	45.2
2	USA	4	47	119	166	41.5
3	JPN	5	53	154	207	41.4
4	SWE	5	41	159	200	40.0
5	GBR	5	44	154	198	39.6
6	ISR	5	59	135	194	38.8
7	GER	5	56	134	190	38.0
8	IRI	5	48	139	187	37.4
9	AUS	4	43	104	147	36.8
10	RSA	5	28	136	164	32.8
11	CHN	4	26	100	126	31.5
12	BRA	4	26	96	122	30.5

**ASSISTS**

Rk	Team	GP	Total	Avg
1	AUS	4	69	17.3
2	CAN	5	86	17.2
3	USA	4	67	16.8
4	GER	5	75	15.0
5	ISR	5	74	14.8
6	SWE	5	68	13.6
7	GBR	5	64	12.8
8	JPN	5	56	11.2
9	IRI	5	51	10.2
10	RSA	5	48	9.6
11	CHN	4	37	9.3
12	BRA	4	31	7.8

**FOULS**

Rk	Team	GP	Total	Avg
1	BRA	4	101	25.3
2	GER	5	106	21.2
3	RSA	5	102	20.4
4	CHN	4	81	20.3
5	JPN	5	100	20.0
6	IRI	5	96	19.2
6	ISR	5	96	19.2
8	CAN	5	92	18.4
9	SWE	5	91	18.2
10	AUS	4	71	17.8
11	USA	4	69	17.3
12	GBR	5	78	15.6

**TURNOVERS**

Rk	Team	GP	Total	Avg
1	CHN	4	90	22.5
2	RSA	5	108	21.6
3	JPN	5	86	17.2
4	IRI	5	77	15.4
5	BRA	4	54	13.5
6	CAN	5	66	13.2
7	SWE	5	61	12.2
8	ISR	5	58	11.6
9	AUS	4	44	11.0
10	USA	4	35	8.8
11	GER	5	43	8.6
12	GBR	5	42	8.4

**STEALS**

Rk	Team	GP	Total	Avg
1	GER	5	60	12.0
2	USA	4	45	11.3
3	IRI	5	47	9.4
4	AUS	4	33	8.3
5	RSA	5	38	7.6
6	CAN	5	36	7.2
7	ISR	5	32	6.4
8	SWE	5	28	5.6
9	JPN	5	27	5.4
10	BRA	4	21	5.3
11	GBR	5	18	3.6
12	CHN	4	14	3.5

**BLOCKED SHOTS**

Rk	Team	GP	Total	Avg
1	CAN	5	5	1.0
1	ISR	5	5	1.0
3	BRA	4	4	1.0
4	RSA	5	4	0.8
5	AUS	4	3	0.8
5	USA	4	3	0.8
7	GBR	5	3	0.6
7	SWE	5	3	0.6
9	CHN	4	2	0.5
10	IRI	5	2	0.4
11	GER	5	1	0.2
12	JPN	5		

**Legend:**

%	Shooting Percentage	Avg	Average per Game	Def	Defensive Rebounds	GP	Games Played
M/A	Made/Attempt	Off	Offensive Rebounds	Rk	Rank		

**TEAM STATISTICS** As of 11 SEP 2008

球队技术统计表

**TOTAL FIELD GOALS %**

Rk	Team	GP	M/A	%
1	USA	4	132/268	49.2
2	AUS	4	114/237	48.1
3	CAN	5	151/326	46.3
4	IRI	5	137/304	45.1
5	GBR	5	128/286	44.7
6	ISR	5	135/305	44.3
7	RSA	5	116/274	42.3
8	GER	5	154/367	42.0
9	SWE	5	126/305	41.3
10	BRA	5	118/288	41.0
11	JPN	5	105/286	36.7
12	CHN	5	89/266	33.5

**2 POINTS FIELD GOALS %**

Rk	Team	GP	M/A	%
1	AUS	4	111/219	50.7
2	USA	4	118/238	49.6
3	IRI	5	111/228	48.7
4	GBR	5	120/249	48.2
5	CAN	5	140/295	47.5
6	ISR	5	128/273	46.9
7	BRA	5	109/237	46.0
8	GER	5	152/341	44.6
9	RSA	5	100/230	43.5
10	SWE	5	124/290	42.7
11	JPN	5	96/238	40.3
12	CHN	5	88/258	34.1

**3 POINTS FIELD GOALS %**

Rk	Team	GP	M/A	%
1	USA	4	14/30	46.7
2	RSA	5	16/44	36.4
3	CAN	5	11/31	35.5
4	IRI	5	26/76	34.2
5	ISR	5	7/32	21.9
6	GBR	5	8/37	21.6
7	JPN	5	9/48	18.8
8	BRA	5	9/51	17.6
9	AUS	4	3/18	16.7
10	SWE	5	2/15	13.3
11	CHN	5	1/8	12.5
12	GER	5	2/26	7.7

**FREE THROWS %**

Rk	Team	GP	M/A	%
1	CHN	5	24/40	60.0
2	GBR	5	70/119	58.8
3	AUS	4	54/92	58.7
4	GER	5	52/91	57.1
5	BRA	5	46/81	56.8
6	RSA	5	34/60	56.7
7	CAN	5	59/111	53.2
7	IRI	5	59/111	53.2
9	ISR	5	55/106	51.9
10	JPN	5	46/89	51.7
11	SWE	5	55/112	49.1
12	USA	4	32/68	47.1

**POINTS FOR**

Rk	Team	GP	Total	Avg
1	USA	4	310	77.5
2	CAN	5	372	74.4
3	GER	5	362	72.4
4	IRI	5	359	71.8
5	AUS	4	285	71.3
6	GBR	5	334	66.8
7	ISR	5	332	66.4
8	SWE	5	309	61.8
9	BRA	5	291	58.2
10	RSA	5	282	56.4
11	JPN	5	265	53.0
12	CHN	5	203	40.6

**POINTS AGAINST**

Rk	Team	GP	Total	Avg
1	USA	4	186	46.5
2	GBR	5	271	54.2
3	CAN	5	276	55.2
4	AUS	4	223	55.8
5	GER	5	298	59.6
6	JPN	5	319	63.8
7	ISR	5	325	65.0
8	IRI	5	344	68.8
9	SWE	5	345	69.0
10	BRA	5	348	69.6
11	RSA	5	367	73.4
12	CHN	5	402	80.4

**REBOUNDS**

Rk	Team	GP	Off	Def	Total	Avg
1	CAN	5	68	158	226	45.2
2	USA	4	47	119	166	41.5
3	JPN	5	53	154	207	41.4
4	SWE	5	41	159	200	40.0
5	GBR	5	44	154	198	39.6
6	ISR	5	59	135	194	38.8
7	GER	5	56	134	190	38.0
8	IRI	5	48	139	187	37.4
9	AUS	4	43	104	147	36.8
10	BRA	5	40	124	164	32.8
10	RSA	5	28	136	164	32.8
12	CHN	5	35	125	160	32.0

**ASSISTS**

Rk	Team	GP	Total	Avg
1	AUS	4	69	17.3
2	CAN	5	86	17.2
3	USA	4	67	16.8
4	GER	5	75	15.0
5	ISR	5	74	14.8
6	SWE	5	68	13.6
7	GBR	5	64	12.8
8	JPN	5	56	11.2
9	IRI	5	51	10.2
10	RSA	5	48	9.6
11	CHN	5	46	9.2
12	BRA	5	44	8.8

**FOULS**

Rk	Team	GP	Total	Avg
1	BRA	5	117	23.4
2	GER	5	106	21.2
3	RSA	5	102	20.4
4	JPN	5	100	20.0
5	CHN	5	97	19.4
6	IRI	5	96	19.2
6	ISR	5	96	19.2
8	CAN	5	92	18.4
9	SWE	5	91	18.2
10	AUS	4	71	17.8
11	USA	4	69	17.3
12	GBR	5	78	15.6

**TURNOVERS**

Rk	Team	GP	Total	Avg
1	CHN	5	108	21.6
1	RSA	5	108	21.6
3	JPN	5	86	17.2
4	IRI	5	77	15.4
5	BRA	5	66	13.2
5	CAN	5	66	13.2
7	SWE	5	61	12.2
8	ISR	5	58	11.6
9	AUS	4	44	11.0
10	USA	4	35	8.8
11	GER	5	43	8.6
12	GBR	5	42	8.4

**STEALS**

Rk	Team	GP	Total	Avg
1	GER	5	60	12.0
2	USA	4	45	11.3
3	IRI	5	47	9.4
4	AUS	4	33	8.3
5	RSA	5	38	7.6
6	CAN	5	36	7.2
7	ISR	5	32	6.4
8	BRA	5	29	5.8
9	SWE	5	28	5.6
10	JPN	5	27	5.4
11	GBR	5	18	3.6
12	CHN	5	16	3.2

**BLOCKED SHOTS**

Rk	Team	GP	Total	Avg
1	BRA	5	5	1.0
1	CAN	5	5	1.0
1	ISR	5	5	1.0
4	RSA	5	4	0.8
5	AUS	4	3	0.8
5	USA	4	3	0.8
7	CHN	5	3	0.6
7	GBR	5	3	0.6
7	SWE	5	3	0.6
10	IRI	5	2	0.4
11	GER	5	1	0.2
12	JPN	5		

**Legend:**

%	Shooting Percentage	Avg	Average per Game	Def	Defensive Rebounds	GP	Games Played
M/A	Made/Attempt	Off	Offensive Rebounds	Rk	Rank		



## TEAM STATISTICS As of 7 SEP 2008

球队技术统计表

### TOTAL FIELD GOALS %

Rk	Team	GP	M/A	%
1	USA	1	32/66	48.5
2	IRI	1	32/67	47.8
3	RSA	1	24/58	41.4
4	SWE	1	23/59	39.0
5	ISR	1	20/60	33.3
6	JPN	1	20/69	29.0

### 2 POINTS FIELD GOALS %

Rk	Team	GP	M/A	%
1	IRI	1	29/57	50.9
2	USA	1	30/59	50.8
3	RSA	1	20/46	43.5
4	SWE	1	23/57	40.3
5	ISR	1	19/53	35.8
6	JPN	1	17/50	34.0

### 3 POINTS FIELD GOALS %

Rk	Team	GP	M/A	%
1	RSA	1	4/12	33.3
2	IRI	1	3/10	30.0
3	USA	1	2/7	28.6
4	JPN	1	3/19	15.8
5	ISR	1	1/7	14.3
6	SWE	1	0/2	0.0

### FREE THROWS %

Rk	Team	GP	M/A	%
1	ISR	1	12/17	70.6
2	RSA	1	10/19	52.6
3	SWE	1	15/30	50.0
4	USA	1	10/20	50.0
5	JPN	1	6/12	50.0
6	IRI	1	6/16	37.5

### POINTS FOR

Rk	Team	GP	Total	Avg
1	USA	1	76	76.0
2	IRI	1	73	73.0
3	RSA	1	62	62.0
4	SWE	1	61	61.0
5	ISR	1	53	53.0
6	JPN	1	49	49.0

### POINTS AGAINST

Rk	Team	GP	Total	Avg
1	SWE	1	49	49.0
2	USA	1	53	53.0
3	JPN	1	61	61.0
4	IRI	1	62	62.0
5	RSA	1	73	73.0
6	ISR	1	76	76.0

### REBOUNDS

Rk	Team	GP	Off	Def	Total	Avg
1	SWE	1	9	40	49	49.0
2	JPN	1	10	35	45	45.0
3	USA	1	13	30	43	43.0
4	ISR	1	12	27	39	39.0
4	RSA	1	9	30	39	39.0
6	IRI	1	7	30	37	37.0

### ASSISTS

Rk	Team	GP	Total	Avg
1	USA	1	18	18.0
2	IRI	1	15	15.0
2	JPN	1	15	15.0
4	SWE	1	13	13.0
5	ISR	1	11	11.0
6	RSA	1	9	9.0

### FOULS

Rk	Team	GP	Total	Avg
1	JPN	1	23	23.0
2	IRI	1	19	19.0
3	ISR	1	17	17.0
4	RSA	1	16	16.0
4	USA	1	16	16.0
6	SWE	1	12	12.0

### TURNOVERS

Rk	Team	GP	Total	Avg
1	RSA	1	16	16.0
2	ISR	1	13	13.0
3	USA	1	9	9.0
4	JPN	1	8	8.0
5	IRI	1	7	7.0
6	SWE	1	6	6.0

### STEALS

Rk	Team	GP	Total	Avg
1	IRI	1	9	9.0
2	USA	1	7	7.0
3	RSA	1	5	5.0
4	JPN	1	4	4.0
4	SWE	1	4	4.0
6	ISR	1	3	3.0

### BLOCKED SHOTS

Rk	Team	GP	Total	Avg
1	USA	1	2	2.0
2	ISR	1	1	1.0
3	IRI	1		
3	JPN	1		
3	RSA	1		
3	SWE	1		

**Legend:**

%	Shooting Percentage	Avg	Average per Game	Def	Defensive Rebounds	GP	Games Played
M/A	Made/Attempt	Off	Offensive Rebounds	Rk	Rank		





**TEAM STATISTICS** As of 11 SEP 2008

球队技术统计表

**TOTAL FIELD GOALS %**

Rk	Team	GP	M/A	%
1	USA	5	161/333	48.3
2	AUS	5	139/290	47.9
3	CAN	5	151/326	46.3
4	IRI	5	137/304	45.1
5	GBR	5	128/286	44.7
6	ISR	5	135/305	44.3
7	RSA	5	116/274	42.3
8	GER	5	154/367	42.0
9	SWE	5	126/305	41.3
10	BRA	5	118/288	41.0
11	JPN	5	105/286	36.7
12	CHN	5	89/266	33.5

**2 POINTS FIELD GOALS %**

Rk	Team	GP	M/A	%
1	AUS	5	136/270	50.4
2	IRI	5	111/228	48.7
3	USA	5	142/292	48.6
4	GBR	5	120/249	48.2
5	CAN	5	140/295	47.5
6	ISR	5	128/273	46.9
7	BRA	5	109/237	46.0
8	GER	5	152/341	44.6
9	RSA	5	100/230	43.5
10	SWE	5	124/290	42.7
11	JPN	5	96/238	40.3
12	CHN	5	88/258	34.1

**3 POINTS FIELD GOALS %**

Rk	Team	GP	M/A	%
1	USA	5	19/41	46.3
2	RSA	5	16/44	36.4
3	CAN	5	11/31	35.5
4	IRI	5	26/76	34.2
5	ISR	5	7/32	21.9
6	GBR	5	8/37	21.6
7	JPN	5	9/48	18.8
8	BRA	5	9/51	17.6
9	AUS	5	3/20	15.0
10	SWE	5	2/15	13.3
11	CHN	5	1/8	12.5
12	GER	5	2/26	7.7

**FREE THROWS %**

Rk	Team	GP	M/A	%
1	AUS	5	65/106	61.3
2	CHN	5	24/40	60.0
3	GBR	5	70/119	58.8
4	GER	5	52/91	57.1
5	BRA	5	46/81	56.8
6	RSA	5	34/60	56.7
7	CAN	5	59/111	53.2
7	IRI	5	59/111	53.2
9	ISR	5	55/106	51.9
10	JPN	5	46/89	51.7
11	USA	5	37/75	49.3
12	SWE	5	55/112	49.1

**POINTS FOR**

Rk	Team	GP	Total	Avg
1	USA	5	378	75.6
2	CAN	5	372	74.4
3	GER	5	362	72.4
4	IRI	5	359	71.8
5	AUS	5	346	69.2
6	GBR	5	334	66.8
7	ISR	5	332	66.4
8	SWE	5	309	61.8
9	BRA	5	291	58.2
10	RSA	5	282	56.4
11	JPN	5	265	53.0
12	CHN	5	203	40.6

**POINTS AGAINST**

Rk	Team	GP	Total	Avg
1	USA	5	247	49.4
2	GBR	5	271	54.2
3	CAN	5	276	55.2
4	AUS	5	291	58.2
5	GER	5	298	59.6
6	JPN	5	319	63.8
7	ISR	5	325	65.0
8	IRI	5	344	68.8
9	SWE	5	345	69.0
10	BRA	5	348	69.6
11	RSA	5	367	73.4
12	CHN	5	402	80.4

**REBOUNDS**

Rk	Team	GP	Off	Def	Total	Avg
1	CAN	5	68	158	226	45.2
2	JPN	5	53	154	207	41.4
3	SWE	5	41	159	200	40.0
4	GBR	5	44	154	198	39.6
5	ISR	5	59	135	194	38.8
6	GER	5	56	134	190	38.0
7	AUS	5	51	138	189	37.8
7	USA	5	50	139	189	37.8
9	IRI	5	48	139	187	37.4
10	BRA	5	40	124	164	32.8
10	RSA	5	28	136	164	32.8
12	CHN	5	35	125	160	32.0

**ASSISTS**

Rk	Team	GP	Total	Avg
1	CAN	5	86	17.2
2	USA	5	79	15.8
3	AUS	5	78	15.6
4	GER	5	75	15.0
5	ISR	5	74	14.8
6	SWE	5	68	13.6
7	GBR	5	64	12.8
8	JPN	5	56	11.2
9	IRI	5	51	10.2
10	RSA	5	48	9.6
11	CHN	5	46	9.2
12	BRA	5	44	8.8

**FOULS**

Rk	Team	GP	Total	Avg
1	BRA	5	117	23.4
2	GER	5	106	21.2
3	RSA	5	102	20.4
4	JPN	5	100	20.0
5	CHN	5	97	19.4
6	IRI	5	96	19.2
6	ISR	5	96	19.2
8	CAN	5	92	18.4
9	SWE	5	91	18.2
10	AUS	5	89	17.8
11	USA	5	88	17.6
12	GBR	5	78	15.6

**TURNOVERS**

Rk	Team	GP	Total	Avg
1	CHN	5	108	21.6
1	RSA	5	108	21.6
3	JPN	5	86	17.2
4	IRI	5	77	15.4
5	BRA	5	66	13.2
5	CAN	5	66	13.2
7	AUS	5	61	12.2
7	SWE	5	61	12.2
9	ISR	5	58	11.6
10	GER	5	43	8.6
11	GBR	5	42	8.4
12	USA	5	39	7.8

**STEALS**

Rk	Team	GP	Total	Avg
1	GER	5	60	12.0
2	USA	5	52	10.4
3	IRI	5	47	9.4
4	RSA	5	38	7.6
5	CAN	5	36	7.2
6	AUS	5	33	6.6
7	ISR	5	32	6.4
8	BRA	5	29	5.8
9	SWE	5	28	5.6
10	JPN	5	27	5.4
11	GBR	5	18	3.6
12	CHN	5	16	3.2

**BLOCKED SHOTS**

Rk	Team	GP	Total	Avg
1	BRA	5	5	1.0
1	CAN	5	5	1.0
1	ISR	5	5	1.0
4	RSA	5	4	0.8
5	AUS	5	3	0.6
5	CHN	5	3	0.6
5	GBR	5	3	0.6
5	SWE	5	3	0.6
5	USA	5	3	0.6
10	IRI	5	2	0.4
11	GER	5	1	0.2
12	JPN	5		

**Legend:**

%	Shooting Percentage	Avg	Average per Game	Def	Defensive Rebounds	GP	Games Played
M/A	Made/Attempt	Off	Offensive Rebounds	Rk	Rank		





**TEAM STATISTICS** As of 12 SEP 2008

球队技术统计表

**TOTAL FIELD GOALS %**

Rk	Team	GP	M/A	%
1	USA	5	161/333	48.3
2	AUS	5	139/290	47.9
3	CAN	5	151/326	46.3
4	IRI	5	137/304	45.1
5	GBR	5	128/286	44.7
6	ISR	5	135/305	44.3
7	BRA	6	153/360	42.5
8	RSA	5	116/274	42.3
9	SWE	6	150/355	42.2
10	GER	5	154/367	42.0
11	JPN	5	105/286	36.7
12	CHN	5	89/266	33.5

**2 POINTS FIELD GOALS %**

Rk	Team	GP	M/A	%
1	AUS	5	136/270	50.4
2	IRI	5	111/228	48.7
3	USA	5	142/292	48.6
4	GBR	5	120/249	48.2
5	CAN	5	140/295	47.5
6	ISR	5	128/273	46.9
7	BRA	6	144/308	46.7
8	GER	5	152/341	44.6
9	SWE	6	148/337	43.9
10	RSA	5	100/230	43.5
11	JPN	5	96/238	40.3
12	CHN	5	88/258	34.1

**3 POINTS FIELD GOALS %**

Rk	Team	GP	M/A	%
1	USA	5	19/41	46.3
2	RSA	5	16/44	36.4
3	CAN	5	11/31	35.5
4	IRI	5	26/76	34.2
5	ISR	5	7/32	21.9
6	GBR	5	8/37	21.6
7	JPN	5	9/48	18.8
8	BRA	6	9/52	17.3
9	AUS	5	3/20	15.0
10	CHN	5	1/8	12.5
11	SWE	6	2/18	11.1
12	GER	5	2/26	7.7

**FREE THROWS %**

Rk	Team	GP	M/A	%
1	AUS	5	65/106	61.3
2	CHN	5	24/40	60.0
3	GBR	5	70/119	58.8
4	GER	5	52/91	57.1
5	BRA	6	51/90	56.7
6	RSA	5	34/60	56.7
7	CAN	5	59/111	53.2
7	IRI	5	59/111	53.2
9	ISR	5	55/106	51.9
10	JPN	5	46/89	51.7
11	SWE	6	63/126	50.0
12	USA	5	37/75	49.3

**POINTS FOR**

Rk	Team	GP	Total	Avg
1	USA	5	378	75.6
2	CAN	5	372	74.4
3	GER	5	362	72.4
4	IRI	5	359	71.8
5	AUS	5	346	69.2
6	GBR	5	334	66.8
7	ISR	5	332	66.4
8	BRA	6	366	61.0
9	SWE	6	365	60.8
10	RSA	5	282	56.4
11	JPN	5	265	53.0
12	CHN	5	203	40.6

**POINTS AGAINST**

Rk	Team	GP	Total	Avg
1	USA	5	247	49.4
2	GBR	5	271	54.2
3	CAN	5	276	55.2
4	AUS	5	291	58.2
5	GER	5	298	59.6
6	JPN	5	319	63.8
7	ISR	5	325	65.0
8	BRA	6	404	67.3
9	IRI	5	344	68.8
10	SWE	6	420	70.0
11	RSA	5	367	73.4
12	CHN	5	402	80.4

**REBOUNDS**

Rk	Team	GP	Off	Def	Total	Avg
1	CAN	5	68	158	226	45.2
2	JPN	5	53	154	207	41.4
3	GBR	5	44	154	198	39.6
4	ISR	5	59	135	194	38.8
5	SWE	6	47	183	230	38.3
6	GER	5	56	134	190	38.0
7	AUS	5	51	138	189	37.8
7	USA	5	50	139	189	37.8
9	IRI	5	48	139	187	37.4
10	BRA	6	56	144	200	33.3
11	RSA	5	28	136	164	32.8
12	CHN	5	35	125	160	32.0

**ASSISTS**

Rk	Team	GP	Total	Avg
1	CAN	5	86	17.2
2	USA	5	79	15.8
3	AUS	5	78	15.6
4	GER	5	75	15.0
5	ISR	5	74	14.8
6	GBR	5	64	12.8
7	SWE	6	74	12.3
8	JPN	5	56	11.2
9	IRI	5	51	10.2
10	RSA	5	48	9.6
11	BRA	6	57	9.5
12	CHN	5	46	9.2

**FOULS**

Rk	Team	GP	Total	Avg
1	BRA	6	134	22.3
2	GER	5	106	21.2
3	RSA	5	102	20.4
4	JPN	5	100	20.0
5	CHN	5	97	19.4
6	IRI	5	96	19.2
6	ISR	5	96	19.2
8	CAN	5	92	18.4
9	AUS	5	89	17.8
10	USA	5	88	17.6
11	SWE	6	105	17.5
12	GBR	5	78	15.6

**TURNOVERS**

Rk	Team	GP	Total	Avg
1	CHN	5	108	21.6
1	RSA	5	108	21.6
3	JPN	5	86	17.2
4	IRI	5	77	15.4
5	CAN	5	66	13.2
6	SWE	6	78	13.0
7	BRA	6	75	12.5
8	AUS	5	61	12.2
9	ISR	5	58	11.6
10	GER	5	43	8.6
11	GBR	5	42	8.4
12	USA	5	39	7.8

**STEALS**

Rk	Team	GP	Total	Avg
1	GER	5	60	12.0
2	USA	5	52	10.4
3	IRI	5	47	9.4
4	RSA	5	38	7.6
5	CAN	5	36	7.2
6	AUS	5	33	6.6
7	ISR	5	32	6.4
8	BRA	6	36	6.0
9	SWE	6	35	5.8
10	JPN	5	27	5.4
11	GBR	5	18	3.6
12	CHN	5	16	3.2

**BLOCKED SHOTS**

Rk	Team	GP	Total	Avg
1	CAN	5	5	1.0
1	ISR	5	5	1.0
3	BRA	6	5	0.8
4	RSA	5	4	0.8
5	AUS	5	3	0.6
5	CHN	5	3	0.6
5	GBR	5	3	0.6
5	USA	5	3	0.6
9	SWE	6	3	0.5
10	IRI	5	2	0.4
11	GER	5	1	0.2
12	JPN	5		

**Legend:**

%	Shooting Percentage	<b>Avg</b>	Average per Game	<b>Def</b>	Defensive Rebounds	<b>GP</b>	Games Played
M/A	Made/Attempt	<b>Off</b>	Offensive Rebounds	<b>Rk</b>	Rank		



**TEAM STATISTICS** As of 12 SEP 2008

球队技术统计表

**TOTAL FIELD GOALS %**

Rk	Team	GP	M/A	%
1	USA	5	161/333	48.3
2	AUS	5	139/290	47.9
3	CAN	5	151/326	46.3
4	IRI	5	137/304	45.1
5	GBR	5	128/286	44.7
6	ISR	5	135/305	44.3
7	BRA	6	153/360	42.5
8	SWE	6	150/355	42.2
9	GER	5	154/367	42.0
10	RSA	6	141/345	40.9
11	JPN	5	105/286	36.7
12	CHN	6	117/328	35.7

**2 POINTS FIELD GOALS %**

Rk	Team	GP	M/A	%
1	AUS	5	136/270	50.4
2	IRI	5	111/228	48.7
3	USA	5	142/292	48.6
4	GBR	5	120/249	48.2
5	CAN	5	140/295	47.5
6	ISR	5	128/273	46.9
7	BRA	6	144/308	46.7
8	GER	5	152/341	44.6
9	SWE	6	148/337	43.9
10	RSA	6	122/291	41.9
11	JPN	5	96/238	40.3
12	CHN	6	116/319	36.4

**3 POINTS FIELD GOALS %**

Rk	Team	GP	M/A	%
1	USA	5	19/41	46.3
2	CAN	5	11/31	35.5
3	RSA	6	19/54	35.2
4	IRI	5	26/76	34.2
5	ISR	5	7/32	21.9
6	GBR	5	8/37	21.6
7	JPN	5	9/48	18.8
8	BRA	6	9/52	17.3
9	AUS	5	3/20	15.0
10	SWE	6	2/18	11.1
11	CHN	6	1/9	11.1
12	GER	5	2/26	7.7

**FREE THROWS %**

Rk	Team	GP	M/A	%
1	AUS	5	65/106	61.3
2	GBR	5	70/119	58.8
3	RSA	6	48/83	57.8
4	GER	5	52/91	57.1
5	CHN	6	28/49	57.1
6	BRA	6	51/90	56.7
7	CAN	5	59/111	53.2
7	IRI	5	59/111	53.2
9	ISR	5	55/106	51.9
10	JPN	5	46/89	51.7
11	SWE	6	63/126	50.0
12	USA	5	37/75	49.3

**POINTS FOR**

Rk	Team	GP	Total	Avg
1	USA	5	378	75.6
2	CAN	5	372	74.4
3	GER	5	362	72.4
4	IRI	5	359	71.8
5	AUS	5	346	69.2
6	GBR	5	334	66.8
7	ISR	5	332	66.4
8	BRA	6	366	61.0
9	SWE	6	365	60.8
10	RSA	6	349	58.2
11	JPN	5	265	53.0
12	CHN	6	263	43.8

**POINTS AGAINST**

Rk	Team	GP	Total	Avg
1	USA	5	247	49.4
2	GBR	5	271	54.2
3	CAN	5	276	55.2
4	AUS	5	291	58.2
5	GER	5	298	59.6
6	JPN	5	319	63.8
7	ISR	5	325	65.0
8	BRA	6	404	67.3
9	IRI	5	344	68.8
10	SWE	6	420	70.0
11	RSA	6	427	71.2
12	CHN	6	469	78.2

**REBOUNDS**

Rk	Team	GP	Off	Def	Total	Avg
1	CAN	5	68	158	226	45.2
2	JPN	5	53	154	207	41.4
3	GBR	5	44	154	198	39.6
4	ISR	5	59	135	194	38.8
5	SWE	6	47	183	230	38.3
6	GER	5	56	134	190	38.0
7	AUS	5	51	138	189	37.8
7	USA	5	50	139	189	37.8
9	IRI	5	48	139	187	37.4
10	RSA	6	47	159	206	34.3
11	CHN	6	49	156	205	34.2
12	BRA	6	56	144	200	33.3

**ASSISTS**

Rk	Team	GP	Total	Avg
1	CAN	5	86	17.2
2	USA	5	79	15.8
3	AUS	5	78	15.6
4	GER	5	75	15.0
5	ISR	5	74	14.8
6	GBR	5	64	12.8
7	SWE	6	74	12.3
8	JPN	5	56	11.2
9	CHN	6	61	10.2
10	IRI	5	51	10.2
11	RSA	6	60	10.0
12	BRA	6	57	9.5

**FOULS**

Rk	Team	GP	Total	Avg
1	BRA	6	134	22.3
2	GER	5	106	21.2
3	CHN	6	122	20.3
4	JPN	5	100	20.0
5	RSA	6	116	19.3
6	IRI	5	96	19.2
6	ISR	5	96	19.2
8	CAN	5	92	18.4
9	AUS	5	89	17.8
10	USA	5	88	17.6
11	SWE	6	105	17.5
12	GBR	5	78	15.6

**TURNOVERS**

Rk	Team	GP	Total	Avg
1	CHN	6	128	21.3
2	RSA	6	117	19.5
3	JPN	5	86	17.2
4	IRI	5	77	15.4
5	CAN	5	66	13.2
6	SWE	6	78	13.0
7	BRA	6	75	12.5
8	AUS	5	61	12.2
9	ISR	5	58	11.6
10	GER	5	43	8.6
11	GBR	5	42	8.4
12	USA	5	39	7.8

**STEALS**

Rk	Team	GP	Total	Avg
1	GER	5	60	12.0
2	USA	5	52	10.4
3	IRI	5	47	9.4
4	RSA	6	53	8.8
5	CAN	5	36	7.2
6	AUS	5	33	6.6
7	ISR	5	32	6.4
8	BRA	6	36	6.0
9	SWE	6	35	5.8
10	JPN	5	27	5.4
11	GBR	5	18	3.6
12	CHN	6	21	3.5

**BLOCKED SHOTS**

Rk	Team	GP	Total	Avg
1	RSA	6	6	1.0
2	CAN	5	5	1.0
2	ISR	5	5	1.0
4	BRA	6	5	0.8
4	CHN	6	5	0.8
6	AUS	5	3	0.6
6	GBR	5	3	0.6
6	USA	5	3	0.6
9	SWE	6	3	0.5
10	IRI	5	2	0.4
11	GER	5	1	0.2
12	JPN	5		

**Legend:**

% Shooting Percentage      Avg Average per Game      Def Defensive Rebounds      GP Games Played  
M/A Made/Attempt      Off Offensive Rebounds      Rk Rank



**TEAM STATISTICS** As of 13 SEP 2008

球队技术统计表

**TOTAL FIELD GOALS %**

Rk	Team	GP	M/A	%
1	USA	6	161/333	48.3
2	AUS	5	139/290	47.9
3	CAN	5	151/326	46.3
4	IRI	6	137/304	45.1
5	GBR	5	128/286	44.7
6	ISR	5	135/305	44.3
7	BRA	6	153/360	42.5
8	SWE	6	150/355	42.2
9	GER	5	154/367	42.0
10	RSA	6	141/345	40.9
11	JPN	5	105/286	36.7
12	CHN	6	117/328	35.7

**2 POINTS FIELD GOALS %**

Rk	Team	GP	M/A	%
1	AUS	5	136/270	50.4
2	IRI	6	111/228	48.7
3	USA	6	142/292	48.6
4	GBR	5	120/249	48.2
5	CAN	5	140/295	47.5
6	ISR	5	128/273	46.9
7	BRA	6	144/308	46.7
8	GER	5	152/341	44.6
9	SWE	6	148/337	43.9
10	RSA	6	122/291	41.9
11	JPN	5	96/238	40.3
12	CHN	6	116/319	36.4

**3 POINTS FIELD GOALS %**

Rk	Team	GP	M/A	%
1	USA	6	19/41	46.3
2	CAN	5	11/31	35.5
3	RSA	6	19/54	35.2
4	IRI	6	26/76	34.2
5	ISR	5	7/32	21.9
6	GBR	5	8/37	21.6
7	JPN	5	9/48	18.8
8	BRA	6	9/52	17.3
9	AUS	5	3/20	15.0
10	SWE	6	2/18	11.1
11	CHN	6	1/9	11.1
12	GER	5	2/26	7.7

**FREE THROWS %**

Rk	Team	GP	M/A	%
1	AUS	5	65/106	61.3
2	GBR	5	70/119	58.8
3	RSA	6	48/83	57.8
4	GER	5	52/91	57.1
5	CHN	6	28/49	57.1
6	BRA	6	51/90	56.7
7	CAN	5	59/111	53.2
7	IRI	6	59/111	53.2
9	ISR	5	55/106	51.9
10	JPN	5	46/89	51.7
11	SWE	6	63/126	50.0
12	USA	6	37/75	49.3

**POINTS FOR**

Rk	Team	GP	Total	Avg
1	CAN	5	372	74.4
2	GER	5	362	72.4
3	AUS	5	346	69.2
4	GBR	5	334	66.8
5	ISR	5	332	66.4
6	USA	6	378	63.0
7	BRA	6	366	61.0
8	SWE	6	365	60.8
9	IRI	6	359	59.8
10	RSA	6	349	58.2
11	JPN	5	265	53.0
12	CHN	6	263	43.8

**POINTS AGAINST**

Rk	Team	GP	Total	Avg
1	USA	6	247	41.2
2	GBR	5	271	54.2
3	CAN	5	276	55.2
4	IRI	6	344	57.3
5	AUS	5	291	58.2
6	GER	5	298	59.6
7	JPN	5	319	63.8
8	ISR	5	325	65.0
9	BRA	6	404	67.3
10	SWE	6	420	70.0
11	RSA	6	427	71.2
12	CHN	6	469	78.2

**REBOUNDS**

Rk	Team	GP	Off	Def	Total	Avg
1	CAN	5	68	158	226	45.2
2	JPN	5	53	154	207	41.4
3	GBR	5	44	154	198	39.6
4	ISR	5	59	135	194	38.8
5	SWE	6	47	183	230	38.3
6	GER	5	56	134	190	38.0
7	AUS	5	51	138	189	37.8
8	RSA	6	47	159	206	34.3
9	CHN	6	49	156	205	34.2
10	BRA	6	56	144	200	33.3
11	USA	6	50	139	189	31.5
12	IRI	6	48	139	187	31.2

**ASSISTS**

Rk	Team	GP	Total	Avg
1	CAN	5	86	17.2
2	AUS	5	78	15.6
3	GER	5	75	15.0
4	ISR	5	74	14.8
5	USA	6	79	13.2
6	GBR	5	64	12.8
7	SWE	6	74	12.3
8	JPN	5	56	11.2
9	CHN	6	61	10.2
10	RSA	6	60	10.0
11	BRA	6	57	9.5
12	IRI	6	51	8.5

**FOULS**

Rk	Team	GP	Total	Avg
1	BRA	6	134	22.3
2	GER	5	106	21.2
3	CHN	6	122	20.3
4	JPN	5	100	20.0
5	RSA	6	116	19.3
6	ISR	5	96	19.2
7	CAN	5	92	18.4
8	AUS	5	89	17.8
9	SWE	6	105	17.5
10	IRI	6	96	16.0
11	GBR	5	78	15.6
12	USA	6	88	14.7

**TURNOVERS**

Rk	Team	GP	Total	Avg
1	CHN	6	128	21.3
2	RSA	6	117	19.5
3	JPN	5	86	17.2
4	CAN	5	66	13.2
5	SWE	6	78	13.0
6	IRI	6	77	12.8
7	BRA	6	75	12.5
8	AUS	5	61	12.2
9	ISR	5	58	11.6
10	GER	5	43	8.6
11	GBR	5	42	8.4
12	USA	6	39	6.5

**STEALS**

Rk	Team	GP	Total	Avg
1	GER	5	60	12.0
2	RSA	6	53	8.8
3	USA	6	52	8.7
4	IRI	6	47	7.8
5	CAN	5	36	7.2
6	AUS	5	33	6.6
7	ISR	5	32	6.4
8	BRA	6	36	6.0
9	SWE	6	35	5.8
10	JPN	5	27	5.4
11	GBR	5	18	3.6
12	CHN	6	21	3.5

**BLOCKED SHOTS**

Rk	Team	GP	Total	Avg
1	RSA	6	6	1.0
2	CAN	5	5	1.0
2	ISR	5	5	1.0
4	BRA	6	5	0.8
4	CHN	6	5	0.8
6	AUS	5	3	0.6
6	GBR	5	3	0.6
8	SWE	6	3	0.5
8	USA	6	3	0.5
10	IRI	6	2	0.3
11	GER	5	1	0.2
12	JPN	5		

**Legend:**

%	Shooting Percentage	Avg	Average per Game	Def	Defensive Rebounds	GP	Games Played
M/A	Made/Attempt	Off	Offensive Rebounds	Rk	Rank		



**TEAM STATISTICS** As of 13 SEP 2008

球队技术统计表

**TOTAL FIELD GOALS %**

Rk	Team	GP	M/A	%
1	USA	6	161/333	48.3
2	AUS	5	139/290	47.9
3	IRI	6	137/304	45.1
4	CAN	6	172/382	45.0
5	GBR	5	128/286	44.7
6	BRA	6	153/360	42.5
7	SWE	6	150/355	42.2
8	GER	5	154/367	42.0
9	ISR	6	154/374	41.2
10	RSA	6	141/345	40.9
11	JPN	5	105/286	36.7
12	CHN	6	117/328	35.7

**2 POINTS FIELD GOALS %**

Rk	Team	GP	M/A	%
1	AUS	5	136/270	50.4
2	IRI	6	111/228	48.7
3	USA	6	142/292	48.6
4	GBR	5	120/249	48.2
5	BRA	6	144/308	46.7
6	CAN	6	160/344	46.5
7	ISR	6	147/329	44.7
8	GER	5	152/341	44.6
9	SWE	6	148/337	43.9
10	RSA	6	122/291	41.9
11	JPN	5	96/238	40.3
12	CHN	6	116/319	36.4

**3 POINTS FIELD GOALS %**

Rk	Team	GP	M/A	%
1	USA	6	19/41	46.3
2	RSA	6	19/54	35.2
3	IRI	6	26/76	34.2
4	CAN	6	12/38	31.6
5	GBR	5	8/37	21.6
6	JPN	5	9/48	18.8
7	BRA	6	9/52	17.3
8	ISR	6	7/45	15.6
9	AUS	5	3/20	15.0
10	SWE	6	2/18	11.1
11	CHN	6	1/9	11.1
12	GER	5	2/26	7.7

**FREE THROWS %**

Rk	Team	GP	M/A	%
1	AUS	5	65/106	61.3
2	GBR	5	70/119	58.8
3	RSA	6	48/83	57.8
4	GER	5	52/91	57.1
5	CHN	6	28/49	57.1
6	BRA	6	51/90	56.7
7	CAN	6	71/132	53.8
8	IRI	6	59/111	53.2
9	ISR	6	64/122	52.5
10	JPN	5	46/89	51.7
11	SWE	6	63/126	50.0
12	USA	6	37/75	49.3

**POINTS FOR**

Rk	Team	GP	Total	Avg
1	GER	5	362	72.4
2	CAN	6	427	71.2
3	AUS	5	346	69.2
4	GBR	5	334	66.8
5	ISR	6	379	63.2
6	USA	6	378	63.0
7	BRA	6	366	61.0
8	SWE	6	365	60.8
9	IRI	6	359	59.8
10	RSA	6	349	58.2
11	JPN	5	265	53.0
12	CHN	6	263	43.8

**POINTS AGAINST**

Rk	Team	GP	Total	Avg
1	USA	6	247	41.2
2	CAN	6	323	53.8
3	GBR	5	271	54.2
4	IRI	6	344	57.3
5	AUS	5	291	58.2
6	GER	5	298	59.6
7	ISR	6	380	63.3
8	JPN	5	319	63.8
9	BRA	6	404	67.3
10	SWE	6	420	70.0
11	RSA	6	427	71.2
12	CHN	6	469	78.2

**REBOUNDS**

Rk	Team	GP	Off	Def	Total	Avg
1	CAN	6	80	198	278	46.3
2	JPN	5	53	154	207	41.4
3	GBR	5	44	154	198	39.6
4	ISR	6	73	163	236	39.3
5	SWE	6	47	183	230	38.3
6	GER	5	56	134	190	38.0
7	AUS	5	51	138	189	37.8
8	RSA	6	47	159	206	34.3
9	CHN	6	49	156	205	34.2
10	BRA	6	56	144	200	33.3
11	USA	6	50	139	189	31.5
12	IRI	6	48	139	187	31.2

**ASSISTS**

Rk	Team	GP	Total	Avg
1	CAN	6	97	16.2
2	AUS	5	78	15.6
3	GER	5	75	15.0
4	ISR	6	80	13.3
5	USA	6	79	13.2
6	GBR	5	64	12.8
7	SWE	6	74	12.3
8	JPN	5	56	11.2
9	CHN	6	61	10.2
10	RSA	6	60	10.0
11	BRA	6	57	9.5
12	IRI	6	51	8.5

**FOULS**

Rk	Team	GP	Total	Avg
1	BRA	6	134	22.3
2	GER	5	106	21.2
3	CHN	6	122	20.3
4	ISR	6	120	20.0
5	JPN	5	100	20.0
6	RSA	6	116	19.3
7	CAN	6	108	18.0
8	AUS	5	89	17.8
9	SWE	6	105	17.5
10	IRI	6	96	16.0
11	GBR	5	78	15.6
12	USA	6	88	14.7

**TURNOVERS**

Rk	Team	GP	Total	Avg
1	CHN	6	128	21.3
2	RSA	6	117	19.5
3	JPN	5	86	17.2
4	CAN	6	83	13.8
5	SWE	6	78	13.0
6	IRI	6	77	12.8
7	BRA	6	75	12.5
8	AUS	5	61	12.2
9	ISR	6	68	11.3
10	GER	5	43	8.6
11	GBR	5	42	8.4
12	USA	6	39	6.5

**STEALS**

Rk	Team	GP	Total	Avg
1	GER	5	60	12.0
2	RSA	6	53	8.8
3	USA	6	52	8.7
4	IRI	6	47	7.8
5	CAN	6	44	7.3
6	ISR	6	42	7.0
7	AUS	5	33	6.6
8	BRA	6	36	6.0
9	SWE	6	35	5.8
10	JPN	5	27	5.4
11	GBR	5	18	3.6
12	CHN	6	21	3.5

**BLOCKED SHOTS**

Rk	Team	GP	Total	Avg
1	CAN	6	6	1.0
1	RSA	6	6	1.0
3	BRA	6	5	0.8
3	CHN	6	5	0.8
3	ISR	6	5	0.8
6	AUS	5	3	0.6
6	GBR	5	3	0.6
8	SWE	6	3	0.5
8	USA	6	3	0.5
10	IRI	6	2	0.3
11	GER	5	1	0.2
12	JPN	5		

**Legend:**

%	Shooting Percentage	<b>Avg</b>	Average per Game	<b>Def</b>	Defensive Rebounds	<b>GP</b>	Games Played
M/A	Made/Attempt	<b>Off</b>	Offensive Rebounds	<b>Rk</b>	Rank		



**TEAM STATISTICS** As of 13 SEP 2008

球队技术统计表

**TOTAL FIELD GOALS %**

Rk	Team	GP	M/A	%
1	USA	6	161/333	48.3
2	AUS	6	167/352	47.4
3	IRI	6	137/304	45.1
4	CAN	6	172/382	45.0
5	GBR	5	128/286	44.7
6	BRA	6	153/360	42.5
7	SWE	6	150/355	42.2
8	GER	5	154/367	42.0
9	ISR	6	154/374	41.2
10	RSA	6	141/345	40.9
11	JPN	6	128/345	37.1
12	CHN	6	117/328	35.7

**2 POINTS FIELD GOALS %**

Rk	Team	GP	M/A	%
1	AUS	6	164/326	50.3
2	IRI	6	111/228	48.7
3	USA	6	142/292	48.6
4	GBR	5	120/249	48.2
5	BRA	6	144/308	46.7
6	CAN	6	160/344	46.5
7	ISR	6	147/329	44.7
8	GER	5	152/341	44.6
9	SWE	6	148/337	43.9
10	RSA	6	122/291	41.9
11	JPN	6	117/289	40.5
12	CHN	6	116/319	36.4

**3 POINTS FIELD GOALS %**

Rk	Team	GP	M/A	%
1	USA	6	19/41	46.3
2	RSA	6	19/54	35.2
3	IRI	6	26/76	34.2
4	CAN	6	12/38	31.6
5	GBR	5	8/37	21.6
6	JPN	6	11/56	19.6
7	BRA	6	9/52	17.3
8	ISR	6	7/45	15.6
9	AUS	6	3/26	11.5
10	SWE	6	2/18	11.1
11	CHN	6	1/9	11.1
12	GER	5	2/26	7.7

**FREE THROWS %**

Rk	Team	GP	M/A	%
1	AUS	6	81/126	64.3
2	GBR	5	70/119	58.8
3	RSA	6	48/83	57.8
4	GER	5	52/91	57.1
5	CHN	6	28/49	57.1
6	BRA	6	51/90	56.7
7	CAN	6	71/132	53.8
8	IRI	6	59/111	53.2
9	ISR	6	64/122	52.5
10	JPN	6	50/97	51.5
11	SWE	6	63/126	50.0
12	USA	6	37/75	49.3

**POINTS FOR**

Rk	Team	GP	Total	Avg
1	GER	5	362	72.4
2	CAN	6	427	71.2
3	AUS	6	418	69.7
4	GBR	5	334	66.8
5	ISR	6	379	63.2
6	USA	6	378	63.0
7	BRA	6	366	61.0
8	SWE	6	365	60.8
9	IRI	6	359	59.8
10	RSA	6	349	58.2
11	JPN	6	317	52.8
12	CHN	6	263	43.8

**POINTS AGAINST**

Rk	Team	GP	Total	Avg
1	USA	6	247	41.2
2	CAN	6	323	53.8
3	GBR	5	271	54.2
4	AUS	6	343	57.2
5	IRI	6	344	57.3
6	GER	5	298	59.6
7	ISR	6	380	63.3
8	JPN	6	391	65.2
9	BRA	6	404	67.3
10	SWE	6	420	70.0
11	RSA	6	427	71.2
12	CHN	6	469	78.2

**REBOUNDS**

Rk	Team	GP	Off	Def	Total	Avg
1	CAN	6	80	198	278	46.3
2	JPN	6	63	179	242	40.3
3	GBR	5	44	154	198	39.6
4	ISR	6	73	163	236	39.3
5	SWE	6	47	183	230	38.3
6	GER	5	56	134	190	38.0
7	AUS	6	60	165	225	37.5
8	RSA	6	47	159	206	34.3
9	CHN	6	49	156	205	34.2
10	BRA	6	56	144	200	33.3
11	USA	6	50	139	189	31.5
12	IRI	6	48	139	187	31.2

**ASSISTS**

Rk	Team	GP	Total	Avg
1	CAN	6	97	16.2
2	AUS	6	92	15.3
3	GER	5	75	15.0
4	ISR	6	80	13.3
5	USA	6	79	13.2
6	GBR	5	64	12.8
7	SWE	6	74	12.3
8	JPN	6	67	11.2
9	CHN	6	61	10.2
10	RSA	6	60	10.0
11	BRA	6	57	9.5
12	IRI	6	51	8.5

**FOULS**

Rk	Team	GP	Total	Avg
1	BRA	6	134	22.3
2	GER	5	106	21.2
3	CHN	6	122	20.3
3	JPN	6	122	20.3
5	ISR	6	120	20.0
6	RSA	6	116	19.3
7	CAN	6	108	18.0
8	SWE	6	105	17.5
9	AUS	6	104	17.3
10	IRI	6	96	16.0
11	GBR	5	78	15.6
12	USA	6	88	14.7

**TURNOVERS**

Rk	Team	GP	Total	Avg
1	CHN	6	128	21.3
2	RSA	6	117	19.5
3	JPN	6	104	17.3
4	CAN	6	83	13.8
5	SWE	6	78	13.0
6	IRI	6	77	12.8
7	BRA	6	75	12.5
8	AUS	6	69	11.5
9	ISR	6	68	11.3
10	GER	5	43	8.6
11	GBR	5	42	8.4
12	USA	6	39	6.5

**STEALS**

Rk	Team	GP	Total	Avg
1	GER	5	60	12.0
2	RSA	6	53	8.8
3	USA	6	52	8.7
4	IRI	6	47	7.8
5	AUS	6	45	7.5
6	CAN	6	44	7.3
7	ISR	6	42	7.0
8	BRA	6	36	6.0
9	SWE	6	35	5.8
10	JPN	6	33	5.5
11	GBR	5	18	3.6
12	CHN	6	21	3.5

**BLOCKED SHOTS**

Rk	Team	GP	Total	Avg
1	CAN	6	6	1.0
1	RSA	6	6	1.0
3	BRA	6	5	0.8
3	CHN	6	5	0.8
3	ISR	6	5	0.8
6	GBR	5	3	0.6
7	AUS	6	3	0.5
7	SWE	6	3	0.5
7	USA	6	3	0.5
10	IRI	6	2	0.3
11	GER	5	1	0.2
12	JPN	6		

**Legend:**

% Shooting Percentage      Avg Average per Game      Def Defensive Rebounds      GP Games Played  
M/A Made/Attempt      Off Offensive Rebounds      Rk Rank



**TEAM STATISTICS** As of 13 SEP 2008

球队技术统计表

**TOTAL FIELD GOALS %**

Rk	Team	GP	M/A	%
1	USA	6	161/333	48.3
2	AUS	6	167/352	47.4
3	IRI	6	137/304	45.1
4	CAN	6	172/382	45.0
5	GBR	6	155/346	44.8
6	BRA	6	153/360	42.5
7	SWE	6	150/355	42.2
8	GER	6	184/437	42.1
9	ISR	6	154/374	41.2
10	RSA	6	141/345	40.9
11	JPN	6	128/345	37.1
12	CHN	6	117/328	35.7

**2 POINTS FIELD GOALS %**

Rk	Team	GP	M/A	%
1	AUS	6	164/326	50.3
2	IRI	6	111/228	48.7
3	USA	6	142/292	48.6
4	GBR	6	144/301	47.8
5	BRA	6	144/308	46.7
6	CAN	6	160/344	46.5
7	GER	6	181/404	44.8
8	ISR	6	147/329	44.7
9	SWE	6	148/337	43.9
10	RSA	6	122/291	41.9
11	JPN	6	117/289	40.5
12	CHN	6	116/319	36.4

**3 POINTS FIELD GOALS %**

Rk	Team	GP	M/A	%
1	USA	6	19/41	46.3
2	RSA	6	19/54	35.2
3	IRI	6	26/76	34.2
4	CAN	6	12/38	31.6
5	GBR	6	11/45	24.4
6	JPN	6	11/56	19.6
7	BRA	6	9/52	17.3
8	ISR	6	7/45	15.6
9	AUS	6	3/26	11.5
10	SWE	6	2/18	11.1
11	CHN	6	1/9	11.1
12	GER	6	3/33	9.1

**FREE THROWS %**

Rk	Team	GP	M/A	%
1	AUS	6	81/126	64.3
2	GBR	6	84/142	59.2
3	RSA	6	48/83	57.8
4	CHN	6	28/49	57.1
5	BRA	6	51/90	56.7
6	GER	6	55/100	55.0
7	CAN	6	71/132	53.8
8	IRI	6	59/111	53.2
9	ISR	6	64/122	52.5
10	JPN	6	50/97	51.5
11	SWE	6	63/126	50.0
12	USA	6	37/75	49.3

**POINTS FOR**

Rk	Team	GP	Total	Avg
1	CAN	6	427	71.2
2	GER	6	426	71.0
3	AUS	6	418	69.7
4	GBR	6	405	67.5
5	ISR	6	379	63.2
6	USA	6	378	63.0
7	BRA	6	366	61.0
8	SWE	6	365	60.8
9	IRI	6	359	59.8
10	RSA	6	349	58.2
11	JPN	6	317	52.8
12	CHN	6	263	43.8

**POINTS AGAINST**

Rk	Team	GP	Total	Avg
1	USA	6	247	41.2
2	CAN	6	323	53.8
3	GBR	6	335	55.8
4	AUS	6	343	57.2
5	IRI	6	344	57.3
6	GER	6	369	61.5
7	ISR	6	380	63.3
8	JPN	6	391	65.2
9	BRA	6	404	67.3
10	SWE	6	420	70.0
11	RSA	6	427	71.2
12	CHN	6	469	78.2

**REBOUNDS**

Rk	Team	GP	Off	Def	Total	Avg
1	CAN	6	80	198	278	46.3
2	GBR	6	56	186	242	40.3
2	JPN	6	63	179	242	40.3
4	ISR	6	73	163	236	39.3
5	SWE	6	47	183	230	38.3
6	GER	6	66	161	227	37.8
7	AUS	6	60	165	225	37.5
8	RSA	6	47	159	206	34.3
9	CHN	6	49	156	205	34.2
10	BRA	6	56	144	200	33.3
11	USA	6	50	139	189	31.5
12	IRI	6	48	139	187	31.2

**ASSISTS**

Rk	Team	GP	Total	Avg
1	CAN	6	97	16.2
2	AUS	6	92	15.3
3	GER	6	89	14.8
4	ISR	6	80	13.3
5	GBR	6	79	13.2
5	USA	6	79	13.2
7	SWE	6	74	12.3
8	JPN	6	67	11.2
9	CHN	6	61	10.2
10	RSA	6	60	10.0
11	BRA	6	57	9.5
12	IRI	6	51	8.5

**FOULS**

Rk	Team	GP	Total	Avg
1	BRA	6	134	22.3
2	GER	6	130	21.7
3	CHN	6	122	20.3
3	JPN	6	122	20.3
5	ISR	6	120	20.0
6	RSA	6	116	19.3
7	CAN	6	108	18.0
8	SWE	6	105	17.5
9	AUS	6	104	17.3
10	IRI	6	96	16.0
11	GBR	6	94	15.7
12	USA	6	88	14.7

**TURNOVERS**

Rk	Team	GP	Total	Avg
1	CHN	6	128	21.3
2	RSA	6	117	19.5
3	JPN	6	104	17.3
4	CAN	6	83	13.8
5	SWE	6	78	13.0
6	IRI	6	77	12.8
7	BRA	6	75	12.5
8	AUS	6	69	11.5
9	ISR	6	68	11.3
10	GBR	6	54	9.0
11	GER	6	49	8.2
12	USA	6	39	6.5

**STEALS**

Rk	Team	GP	Total	Avg
1	GER	6	65	10.8
2	RSA	6	53	8.8
3	USA	6	52	8.7
4	IRI	6	47	7.8
5	AUS	6	45	7.5
6	CAN	6	44	7.3
7	ISR	6	42	7.0
8	BRA	6	36	6.0
9	SWE	6	35	5.8
10	JPN	6	33	5.5
11	GBR	6	23	3.8
12	CHN	6	21	3.5

**BLOCKED SHOTS**

Rk	Team	GP	Total	Avg
1	CAN	6	6	1.0
1	RSA	6	6	1.0
3	BRA	6	5	0.8
3	CHN	6	5	0.8
3	ISR	6	5	0.8
6	AUS	6	3	0.5
6	GBR	6	3	0.5
6	SWE	6	3	0.5
6	USA	6	3	0.5
10	GER	6	2	0.3
10	IRI	6	2	0.3
12	JPN	6		

**Legend:**

% Shooting Percentage      Avg Average per Game      Def Defensive Rebounds      GP Games Played  
M/A Made/Attempt      Off Offensive Rebounds      Rk Rank





**TEAM STATISTICS** As of 14 SEP 2008

球队技术统计表

**TOTAL FIELD GOALS %**

Rk	Team	GP	M/A	%
1	USA	6	161/333	48.3
2	AUS	6	167/352	47.4
3	IRI	6	137/304	45.1
4	CAN	6	172/382	45.0
5	GBR	6	155/346	44.8
6	BRA	6	153/360	42.5
7	SWE	7	175/413	42.4
8	GER	6	184/437	42.1
9	ISR	7	154/374	41.2
10	RSA	6	141/345	40.9
11	JPN	6	128/345	37.1
12	CHN	7	137/387	35.4

**2 POINTS FIELD GOALS %**

Rk	Team	GP	M/A	%
1	AUS	6	164/326	50.3
2	IRI	6	111/228	48.7
3	USA	6	142/292	48.6
4	GBR	6	144/301	47.8
5	BRA	6	144/308	46.7
6	CAN	6	160/344	46.5
7	GER	6	181/404	44.8
8	ISR	7	147/329	44.7
9	SWE	7	172/392	43.9
10	RSA	6	122/291	41.9
11	JPN	6	117/289	40.5
12	CHN	7	136/377	36.1

**3 POINTS FIELD GOALS %**

Rk	Team	GP	M/A	%
1	USA	6	19/41	46.3
2	RSA	6	19/54	35.2
3	IRI	6	26/76	34.2
4	CAN	6	12/38	31.6
5	GBR	6	11/45	24.4
6	JPN	6	11/56	19.6
7	BRA	6	9/52	17.3
8	ISR	7	7/45	15.6
9	SWE	7	3/21	14.3
10	AUS	6	3/26	11.5
11	CHN	7	1/10	10.0
12	GER	6	3/33	9.1

**FREE THROWS %**

Rk	Team	GP	M/A	%
1	AUS	6	81/126	64.3
2	GBR	6	84/142	59.2
3	RSA	6	48/83	57.8
4	BRA	6	51/90	56.7
5	GER	6	55/100	55.0
6	CHN	7	33/61	54.1
7	CAN	6	71/132	53.8
8	IRI	6	59/111	53.2
9	ISR	7	64/122	52.5
10	JPN	6	50/97	51.5
11	USA	6	37/75	49.3
12	SWE	7	75/159	47.2

**POINTS FOR**

Rk	Team	GP	Total	Avg
1	CAN	6	427	71.2
2	GER	6	426	71.0
3	AUS	6	418	69.7
4	GBR	6	405	67.5
5	USA	6	378	63.0
6	SWE	7	428	61.1
7	BRA	6	366	61.0
8	IRI	6	359	59.8
9	RSA	6	349	58.2
10	ISR	7	379	54.1
11	JPN	6	317	52.8
12	CHN	7	308	44.0

**POINTS AGAINST**

Rk	Team	GP	Total	Avg
1	USA	6	247	41.2
2	CAN	6	323	53.8
3	ISR	7	380	54.3
4	GBR	6	335	55.8
5	AUS	6	343	57.2
6	IRI	6	344	57.3
7	GER	6	369	61.5
8	JPN	6	391	65.2
9	SWE	7	465	66.4
10	BRA	6	404	67.3
11	RSA	6	427	71.2
12	CHN	7	532	76.0

**REBOUNDS**

Rk	Team	GP	Off	Def	Total	Avg
1	CAN	6	80	198	278	46.3
2	SWE	7	65	217	282	40.3
3	GBR	6	56	186	242	40.3
3	JPN	6	63	179	242	40.3
5	GER	6	66	161	227	37.8
6	AUS	6	60	165	225	37.5
7	CHN	7	60	181	241	34.4
8	RSA	6	47	159	206	34.3
9	ISR	7	73	163	236	33.7
10	BRA	6	56	144	200	33.3
11	USA	6	50	139	189	31.5
12	IRI	6	48	139	187	31.2

**ASSISTS**

Rk	Team	GP	Total	Avg
1	CAN	6	97	16.2
2	AUS	6	92	15.3
3	GER	6	89	14.8
4	GBR	6	79	13.2
4	USA	6	79	13.2
6	SWE	7	87	12.4
7	ISR	7	80	11.4
8	JPN	6	67	11.2
9	RSA	6	60	10.0
10	CHN	7	69	9.9
11	BRA	6	57	9.5
12	IRI	6	51	8.5

**FOULS**

Rk	Team	GP	Total	Avg
1	BRA	6	134	22.3
2	CHN	7	152	21.7
3	GER	6	130	21.7
4	JPN	6	122	20.3
5	RSA	6	116	19.3
6	CAN	6	108	18.0
7	AUS	6	104	17.3
8	ISR	7	120	17.1
9	SWE	7	119	17.0
10	IRI	6	96	16.0
11	GBR	6	94	15.7
12	USA	6	88	14.7

**TURNOVERS**

Rk	Team	GP	Total	Avg
1	CHN	7	144	20.6
2	RSA	6	117	19.5
3	JPN	6	104	17.3
4	CAN	6	83	13.8
5	SWE	7	94	13.4
6	IRI	6	77	12.8
7	BRA	6	75	12.5
8	AUS	6	69	11.5
9	ISR	7	68	9.7
10	GBR	6	54	9.0
11	GER	6	49	8.2
12	USA	6	39	6.5

**STEALS**

Rk	Team	GP	Total	Avg
1	GER	6	65	10.8
2	RSA	6	53	8.8
3	USA	6	52	8.7
4	IRI	6	47	7.8
5	AUS	6	45	7.5
6	CAN	6	44	7.3
7	ISR	7	42	6.0
8	BRA	6	36	6.0
9	SWE	7	41	5.9
10	JPN	6	33	5.5
11	CHN	7	31	4.4
12	GBR	6	23	3.8

**BLOCKED SHOTS**

Rk	Team	GP	Total	Avg
1	CAN	6	6	1.0
1	RSA	6	6	1.0
3	BRA	6	5	0.8
4	CHN	7	5	0.7
4	ISR	7	5	0.7
6	AUS	6	3	0.5
6	GBR	6	3	0.5
6	USA	6	3	0.5
9	SWE	7	3	0.4
10	GER	6	2	0.3
10	IRI	6	2	0.3
12	JPN	6		

**Legend:**

% Shooting Percentage      Avg Average per Game      Def Defensive Rebounds      GP Games Played  
M/A Made/Attempt      Off Offensive Rebounds      Rk Rank



**TEAM STATISTICS** As of 14 SEP 2008

球队技术统计表

**TOTAL FIELD GOALS %**

Rk	Team	GP	M/A	%
1	AUS	7	195/404	48.3
2	USA	6	161/333	48.3
3	IRI	6	137/304	45.1
4	CAN	6	172/382	45.0
5	GBR	7	178/404	44.1
6	BRA	6	153/360	42.5
7	SWE	7	175/413	42.4
8	GER	6	184/437	42.1
9	ISR	7	154/374	41.2
10	RSA	6	141/345	40.9
11	JPN	6	128/345	37.1
12	CHN	7	137/387	35.4

**2 POINTS FIELD GOALS %**

Rk	Team	GP	M/A	%
1	AUS	7	191/375	50.9
2	IRI	6	111/228	48.7
3	USA	6	142/292	48.6
4	GBR	7	163/348	46.8
5	BRA	6	144/308	46.7
6	CAN	6	160/344	46.5
7	GER	6	181/404	44.8
8	ISR	7	147/329	44.7
9	SWE	7	172/392	43.9
10	RSA	6	122/291	41.9
11	JPN	6	117/289	40.5
12	CHN	7	136/377	36.1

**3 POINTS FIELD GOALS %**

Rk	Team	GP	M/A	%
1	USA	6	19/41	46.3
2	RSA	6	19/54	35.2
3	IRI	6	26/76	34.2
4	CAN	6	12/38	31.6
5	GBR	7	15/56	26.8
6	JPN	6	11/56	19.6
7	BRA	6	9/52	17.3
8	ISR	7	7/45	15.6
9	SWE	7	3/21	14.3
10	AUS	7	4/29	13.8
11	CHN	7	1/10	10.0
12	GER	6	3/33	9.1

**FREE THROWS %**

Rk	Team	GP	M/A	%
1	AUS	7	91/146	62.3
2	GBR	7	88/150	58.7
3	RSA	6	48/83	57.8
4	BRA	6	51/90	56.7
5	GER	6	55/100	55.0
6	CHN	7	33/61	54.1
7	CAN	6	71/132	53.8
8	IRI	6	59/111	53.2
9	ISR	7	64/122	52.5
10	JPN	6	50/97	51.5
11	USA	6	37/75	49.3
12	SWE	7	75/159	47.2

**POINTS FOR**

Rk	Team	GP	Total	Avg
1	CAN	6	427	71.2
2	GER	6	426	71.0
3	AUS	7	485	69.3
4	GBR	7	459	65.6
5	USA	6	378	63.0
6	SWE	7	428	61.1
7	BRA	6	366	61.0
8	IRI	6	359	59.8
9	RSA	6	349	58.2
10	ISR	7	379	54.1
11	JPN	6	317	52.8
12	CHN	7	308	44.0

**POINTS AGAINST**

Rk	Team	GP	Total	Avg
1	USA	6	247	41.2
2	CAN	6	323	53.8
3	ISR	7	380	54.3
4	AUS	7	397	56.7
5	IRI	6	344	57.3
6	GBR	7	402	57.4
7	GER	6	369	61.5
8	JPN	6	391	65.2
9	SWE	7	465	66.4
10	BRA	6	404	67.3
11	RSA	6	427	71.2
12	CHN	7	532	76.0

**REBOUNDS**

Rk	Team	GP	Off	Def	Total	Avg
1	CAN	6	80	198	278	46.3
2	SWE	7	65	217	282	40.3
3	JPN	6	63	179	242	40.3
4	GBR	7	66	205	271	38.7
5	GER	6	66	161	227	37.8
6	AUS	7	69	189	258	36.9
7	CHN	7	60	181	241	34.4
8	RSA	6	47	159	206	34.3
9	ISR	7	73	163	236	33.7
10	BRA	6	56	144	200	33.3
11	USA	6	50	139	189	31.5
12	IRI	6	48	139	187	31.2

**ASSISTS**

Rk	Team	GP	Total	Avg
1	CAN	6	97	16.2
2	GER	6	89	14.8
3	AUS	7	96	13.7
4	USA	6	79	13.2
5	SWE	7	87	12.4
6	GBR	7	83	11.9
7	ISR	7	80	11.4
8	JPN	6	67	11.2
9	RSA	6	60	10.0
10	CHN	7	69	9.9
11	BRA	6	57	9.5
12	IRI	6	51	8.5

**FOULS**

Rk	Team	GP	Total	Avg
1	BRA	6	134	22.3
2	CHN	7	152	21.7
3	GER	6	130	21.7
4	JPN	6	122	20.3
5	RSA	6	116	19.3
6	CAN	6	108	18.0
7	AUS	7	120	17.1
7	ISR	7	120	17.1
9	SWE	7	119	17.0
10	GBR	7	117	16.7
11	IRI	6	96	16.0
12	USA	6	88	14.7

**TURNOVERS**

Rk	Team	GP	Total	Avg
1	CHN	7	144	20.6
2	RSA	6	117	19.5
3	JPN	6	104	17.3
4	CAN	6	83	13.8
5	SWE	7	94	13.4
6	IRI	6	77	12.8
7	BRA	6	75	12.5
8	AUS	7	80	11.4
9	ISR	7	68	9.7
10	GBR	7	64	9.1
11	GER	6	49	8.2
12	USA	6	39	6.5

**STEALS**

Rk	Team	GP	Total	Avg
1	GER	6	65	10.8
2	RSA	6	53	8.8
3	USA	6	52	8.7
4	IRI	6	47	7.8
5	AUS	7	51	7.3
6	CAN	6	44	7.3
7	ISR	7	42	6.0
8	BRA	6	36	6.0
9	SWE	7	41	5.9
10	JPN	6	33	5.5
11	CHN	7	31	4.4
12	GBR	7	30	4.3

**BLOCKED SHOTS**

Rk	Team	GP	Total	Avg
1	CAN	6	6	1.0
1	RSA	6	6	1.0
3	BRA	6	5	0.8
4	CHN	7	5	0.7
4	ISR	7	5	0.7
6	USA	6	3	0.5
7	AUS	7	3	0.4
7	GBR	7	3	0.4
7	SWE	7	3	0.4
10	GER	6	2	0.3
10	IRI	6	2	0.3
12	JPN	6		

**Legend:**

% Shooting Percentage      Avg Average per Game      Def Defensive Rebounds      GP Games Played  
M/A Made/Attempt      Off Offensive Rebounds      Rk Rank





**TEAM STATISTICS** As of 14 SEP 2008

球队技术统计表

**TOTAL FIELD GOALS %**

Rk	Team	GP	M/A	%
1	AUS	7	195/404	48.3
2	USA	7	188/413	45.5
3	IRI	6	137/304	45.1
4	GBR	7	178/404	44.1
5	CAN	7	195/445	43.8
6	BRA	6	153/360	42.5
7	SWE	7	175/413	42.4
8	GER	6	184/437	42.1
9	ISR	7	154/374	41.2
10	RSA	6	141/345	40.9
11	JPN	6	128/345	37.1
12	CHN	7	137/387	35.4

**2 POINTS FIELD GOALS %**

Rk	Team	GP	M/A	%
1	AUS	7	191/375	50.9
2	IRI	6	111/228	48.7
3	GBR	7	163/348	46.8
4	BRA	6	144/308	46.7
5	USA	7	165/362	45.6
6	CAN	7	180/397	45.3
7	GER	6	181/404	44.8
8	ISR	7	147/329	44.7
9	SWE	7	172/392	43.9
10	RSA	6	122/291	41.9
11	JPN	6	117/289	40.5
12	CHN	7	136/377	36.1

**3 POINTS FIELD GOALS %**

Rk	Team	GP	M/A	%
1	USA	7	23/51	45.1
2	RSA	6	19/54	35.2
3	IRI	6	26/76	34.2
4	CAN	7	15/48	31.3
5	GBR	7	15/56	26.8
6	JPN	6	11/56	19.6
7	BRA	6	9/52	17.3
8	ISR	7	7/45	15.6
9	SWE	7	3/21	14.3
10	AUS	7	4/29	13.8
11	CHN	7	1/10	10.0
12	GER	6	3/33	9.1

**FREE THROWS %**

Rk	Team	GP	M/A	%
1	AUS	7	91/146	62.3
2	GBR	7	88/150	58.7
3	RSA	6	48/83	57.8
4	BRA	6	51/90	56.7
5	GER	6	55/100	55.0
6	CHN	7	33/61	54.1
7	CAN	7	91/169	53.8
8	IRI	6	59/111	53.2
9	ISR	7	64/122	52.5
10	JPN	6	50/97	51.5
11	SWE	7	75/159	47.2
12	USA	7	41/94	43.6

**POINTS FOR**

Rk	Team	GP	Total	Avg
1	GER	6	426	71.0
2	CAN	7	496	70.9
3	AUS	7	485	69.3
4	GBR	7	459	65.6
5	USA	7	440	62.9
6	SWE	7	428	61.1
7	BRA	6	366	61.0
8	IRI	6	359	59.8
9	RSA	6	349	58.2
10	ISR	7	379	54.1
11	JPN	6	317	52.8
12	CHN	7	308	44.0

**POINTS AGAINST**

Rk	Team	GP	Total	Avg
1	USA	7	316	45.1
2	ISR	7	380	54.3
3	CAN	7	385	55.0
4	AUS	7	397	56.7
5	IRI	6	344	57.3
6	GBR	7	402	57.4
7	GER	6	369	61.5
8	JPN	6	391	65.2
9	SWE	7	465	66.4
10	BRA	6	404	67.3
11	RSA	6	427	71.2
12	CHN	7	532	76.0

**REBOUNDS**

Rk	Team	GP	Off	Def	Total	Avg
1	CAN	7	89	250	339	48.4
2	SWE	7	65	217	282	40.3
3	JPN	6	63	179	242	40.3
4	GBR	7	66	205	271	38.7
5	GER	6	66	161	227	37.8
6	AUS	7	69	189	258	36.9
7	CHN	7	60	181	241	34.4
8	RSA	6	47	159	206	34.3
9	ISR	7	73	163	236	33.7
10	USA	7	58	175	233	33.3
11	BRA	6	56	144	200	33.3
12	IRI	6	48	139	187	31.2

**ASSISTS**

Rk	Team	GP	Total	Avg
1	CAN	7	115	16.4
2	GER	6	89	14.8
3	AUS	7	96	13.7
3	USA	7	96	13.7
5	SWE	7	87	12.4
6	GBR	7	83	11.9
7	ISR	7	80	11.4
8	JPN	6	67	11.2
9	RSA	6	60	10.0
10	CHN	7	69	9.9
11	BRA	6	57	9.5
12	IRI	6	51	8.5

**FOULS**

Rk	Team	GP	Total	Avg
1	BRA	6	134	22.3
2	CHN	7	152	21.7
3	GER	6	130	21.7
4	JPN	6	122	20.3
5	RSA	6	116	19.3
6	CAN	7	132	18.9
7	USA	7	122	17.4
8	AUS	7	120	17.1
8	ISR	7	120	17.1
10	SWE	7	119	17.0
11	GBR	7	117	16.7
12	IRI	6	96	16.0

**TURNOVERS**

Rk	Team	GP	Total	Avg
1	CHN	7	144	20.6
2	RSA	6	117	19.5
3	JPN	6	104	17.3
4	CAN	7	105	15.0
5	SWE	7	94	13.4
6	IRI	6	77	12.8
7	BRA	6	75	12.5
8	AUS	7	80	11.4
9	ISR	7	68	9.7
10	GBR	7	64	9.1
11	GER	6	49	8.2
12	USA	7	50	7.1

**STEALS**

Rk	Team	GP	Total	Avg
1	GER	6	65	10.8
2	USA	7	64	9.1
3	RSA	6	53	8.8
4	IRI	6	47	7.8
5	CAN	7	52	7.4
6	AUS	7	51	7.3
7	ISR	7	42	6.0
8	BRA	6	36	6.0
9	SWE	7	41	5.9
10	JPN	6	33	5.5
11	CHN	7	31	4.4
12	GBR	7	30	4.3

**BLOCKED SHOTS**

Rk	Team	GP	Total	Avg
1	CAN	7	7	1.0
2	RSA	6	6	1.0
3	BRA	6	5	0.8
4	CHN	7	5	0.7
4	ISR	7	5	0.7
6	USA	7	4	0.6
7	AUS	7	3	0.4
7	GBR	7	3	0.4
7	SWE	7	3	0.4
10	GER	6	2	0.3
10	IRI	6	2	0.3
12	JPN	6		

**Legend:**

% Shooting Percentage      Avg Average per Game      Def Defensive Rebounds      GP Games Played  
M/A Made/Attempt      Off Offensive Rebounds      Rk Rank



**TEAM STATISTICS** As of 7 SEP 2008

球队技术统计表

**TOTAL FIELD GOALS %**

Rk	Team	GP	M/A	%
1	BRA	1	29/52	55.8
2	USA	1	32/66	48.5
3	AUS	1	30/62	48.4
4	IRI	1	32/67	47.8
5	RSA	1	24/58	41.4
6	SWE	1	23/59	39.0
7	ISR	1	20/60	33.3
8	JPN	1	20/69	29.0

**2 POINTS FIELD GOALS %**

Rk	Team	GP	M/A	%
1	BRA	1	27/44	61.4
2	AUS	1	30/58	51.7
3	IRI	1	29/57	50.9
4	USA	1	30/59	50.8
5	RSA	1	20/46	43.5
6	SWE	1	23/57	40.3
7	ISR	1	19/53	35.8
8	JPN	1	17/50	34.0

**3 POINTS FIELD GOALS %**

Rk	Team	GP	M/A	%
1	RSA	1	4/12	33.3
2	IRI	1	3/10	30.0
3	USA	1	2/7	28.6
4	BRA	1	2/8	25.0
5	JPN	1	3/19	15.8
6	ISR	1	1/7	14.3
7	AUS	1	0/4	0.0
7	SWE	1	0/2	0.0

**FREE THROWS %**

Rk	Team	GP	M/A	%
1	ISR	1	12/17	70.6
2	AUS	1	13/21	61.9
3	RSA	1	10/19	52.6
4	SWE	1	15/30	50.0
5	USA	1	10/20	50.0
6	JPN	1	6/12	50.0
7	BRA	1	12/25	48.0
8	IRI	1	6/16	37.5

**POINTS FOR**

Rk	Team	GP	Total	Avg
1	USA	1	76	76.0
2	AUS	1	73	73.0
2	IRI	1	73	73.0
4	BRA	1	72	72.0
5	RSA	1	62	62.0
6	SWE	1	61	61.0
7	ISR	1	53	53.0
8	JPN	1	49	49.0

**POINTS AGAINST**

Rk	Team	GP	Total	Avg
1	SWE	1	49	49.0
2	USA	1	53	53.0
3	JPN	1	61	61.0
4	IRI	1	62	62.0
5	AUS	1	72	72.0
6	BRA	1	73	73.0
6	RSA	1	73	73.0
8	ISR	1	76	76.0

**REBOUNDS**

Rk	Team	GP	Off	Def	Total	Avg
1	SWE	1	9	40	49	49.0
2	JPN	1	10	35	45	45.0
3	USA	1	13	30	43	43.0
4	ISR	1	12	27	39	39.0
4	RSA	1	9	30	39	39.0
6	IRI	1	7	30	37	37.0
7	AUS	1	11	24	35	35.0
8	BRA	1	5	22	27	27.0

**ASSISTS**

Rk	Team	GP	Total	Avg
1	USA	1	18	18.0
2	IRI	1	15	15.0
2	JPN	1	15	15.0
4	AUS	1	14	14.0
5	SWE	1	13	13.0
6	ISR	1	11	11.0
7	BRA	1	9	9.0
7	RSA	1	9	9.0

**FOULS**

Rk	Team	GP	Total	Avg
1	JPN	1	23	23.0
2	AUS	1	22	22.0
3	BRA	1	19	19.0
3	IRI	1	19	19.0
5	ISR	1	17	17.0
6	RSA	1	16	16.0
6	USA	1	16	16.0
8	SWE	1	12	12.0

**TURNOVERS**

Rk	Team	GP	Total	Avg
1	RSA	1	16	16.0
2	ISR	1	13	13.0
3	AUS	1	11	11.0
3	BRA	1	11	11.0
5	USA	1	9	9.0
6	JPN	1	8	8.0
7	IRI	1	7	7.0
8	SWE	1	6	6.0

**STEALS**

Rk	Team	GP	Total	Avg
1	AUS	1	10	10.0
2	IRI	1	9	9.0
3	USA	1	7	7.0
4	BRA	1	6	6.0
5	RSA	1	5	5.0
6	JPN	1	4	4.0
6	SWE	1	4	4.0
8	ISR	1	3	3.0

**BLOCKED SHOTS**

Rk	Team	GP	Total	Avg
1	USA	1	2	2.0
2	ISR	1	1	1.0
3	AUS	1		
3	BRA	1		
3	IRI	1		
3	JPN	1		
3	RSA	1		
3	SWE	1		

**Legend:**

%	Shooting Percentage	<b>Avg</b>	Average per Game	<b>Def</b>	Defensive Rebounds	<b>GP</b>	Games Played
M/A	Made/Attempt	<b>Off</b>	Offensive Rebounds	<b>Rk</b>	Rank		



**TEAM STATISTICS** As of 15 SEP 2008

球队技术统计表

**TOTAL FIELD GOALS %**

Rk	Team	GP	M/A	%
1	AUS	7	195/404	48.3
2	USA	7	188/413	45.5
3	IRI	6	137/304	45.1
4	GBR	7	178/404	44.1
5	CAN	7	195/445	43.8
6	GER	7	214/495	43.2
7	BRA	6	153/360	42.5
8	SWE	7	175/413	42.4
9	ISR	7	154/374	41.2
10	RSA	6	141/345	40.9
11	JPN	8	151/401	37.7
12	CHN	7	137/387	35.4

**2 POINTS FIELD GOALS %**

Rk	Team	GP	M/A	%
1	AUS	7	191/375	50.9
2	IRI	6	111/228	48.7
3	GBR	7	163/348	46.8
4	BRA	6	144/308	46.7
5	GER	7	210/458	45.8
6	USA	7	165/362	45.6
7	CAN	7	180/397	45.3
8	ISR	7	147/329	44.7
9	SWE	7	172/392	43.9
10	RSA	6	122/291	41.9
11	JPN	8	138/335	41.2
12	CHN	7	136/377	36.1

**3 POINTS FIELD GOALS %**

Rk	Team	GP	M/A	%
1	USA	7	23/51	45.1
2	RSA	6	19/54	35.2
3	IRI	6	26/76	34.2
4	CAN	7	15/48	31.3
5	GBR	7	15/56	26.8
6	JPN	8	13/66	19.7
7	BRA	6	9/52	17.3
8	ISR	7	7/45	15.6
9	SWE	7	3/21	14.3
10	AUS	7	4/29	13.8
11	GER	7	4/37	10.8
12	CHN	7	1/10	10.0

**FREE THROWS %**

Rk	Team	GP	M/A	%
1	AUS	7	91/146	62.3
2	GBR	7	88/150	58.7
3	RSA	6	48/83	57.8
4	BRA	6	51/90	56.7
5	GER	7	65/119	54.6
6	CHN	7	33/61	54.1
7	CAN	7	91/169	53.8
8	IRI	6	59/111	53.2
9	JPN	8	59/112	52.7
10	ISR	7	64/122	52.5
11	SWE	7	75/159	47.2
12	USA	7	41/94	43.6

**POINTS FOR**

Rk	Team	GP	Total	Avg
1	GER	7	497	71.0
2	CAN	7	496	70.9
3	AUS	7	485	69.3
4	GBR	7	459	65.6
5	USA	7	440	62.9
6	SWE	7	428	61.1
7	BRA	6	366	61.0
8	IRI	6	359	59.8
9	RSA	6	349	58.2
10	ISR	7	379	54.1
11	JPN	8	374	46.8
12	CHN	7	308	44.0

**POINTS AGAINST**

Rk	Team	GP	Total	Avg
1	USA	7	316	45.1
2	ISR	7	380	54.3
3	CAN	7	385	55.0
4	AUS	7	397	56.7
5	IRI	6	344	57.3
6	GBR	7	402	57.4
7	JPN	8	462	57.8
8	GER	7	426	60.9
9	SWE	7	465	66.4
10	BRA	6	404	67.3
11	RSA	6	427	71.2
12	CHN	7	532	76.0

**REBOUNDS**

Rk	Team	GP	Off	Def	Total	Avg
1	CAN	7	89	250	339	48.4
2	SWE	7	65	217	282	40.3
3	GBR	7	66	205	271	38.7
4	GER	7	75	187	262	37.4
5	AUS	7	69	189	258	36.9
6	CHN	7	60	181	241	34.4
7	RSA	6	47	159	206	34.3
8	JPN	8	70	201	271	33.9
9	ISR	7	73	163	236	33.7
10	USA	7	58	175	233	33.3
11	BRA	6	56	144	200	33.3
12	IRI	6	48	139	187	31.2

**ASSISTS**

Rk	Team	GP	Total	Avg
1	CAN	7	115	16.4
2	GER	7	104	14.9
3	AUS	7	96	13.7
3	USA	7	96	13.7
5	SWE	7	87	12.4
6	GBR	7	83	11.9
7	ISR	7	80	11.4
8	RSA	6	60	10.0
9	CHN	7	69	9.9
10	JPN	8	76	9.5
11	BRA	6	57	9.5
12	IRI	6	51	8.5

**FOULS**

Rk	Team	GP	Total	Avg
1	BRA	6	134	22.3
2	CHN	7	152	21.7
3	GER	7	146	20.9
4	RSA	6	116	19.3
5	CAN	7	132	18.9
6	JPN	8	143	17.9
7	USA	7	122	17.4
8	AUS	7	120	17.1
8	ISR	7	120	17.1
10	SWE	7	119	17.0
11	GBR	7	117	16.7
12	IRI	6	96	16.0

**TURNOVERS**

Rk	Team	GP	Total	Avg
1	CHN	7	144	20.6
2	RSA	6	117	19.5
3	CAN	7	105	15.0
4	JPN	8	116	14.5
5	SWE	7	94	13.4
6	IRI	6	77	12.8
7	BRA	6	75	12.5
8	AUS	7	80	11.4
9	ISR	7	68	9.7
10	GBR	7	64	9.1
11	GER	7	59	8.4
12	USA	7	50	7.1

**STEALS**

Rk	Team	GP	Total	Avg
1	GER	7	71	10.1
2	USA	7	64	9.1
3	RSA	6	53	8.8
4	IRI	6	47	7.8
5	CAN	7	52	7.4
6	AUS	7	51	7.3
7	ISR	7	42	6.0
8	BRA	6	36	6.0
9	SWE	7	41	5.9
10	JPN	8	37	4.6
11	CHN	7	31	4.4
12	GBR	7	30	4.3

**BLOCKED SHOTS**

Rk	Team	GP	Total	Avg
1	CAN	7	7	1.0
2	RSA	6	6	1.0
3	BRA	6	5	0.8
4	CHN	7	5	0.7
4	ISR	7	5	0.7
6	USA	7	4	0.6
7	AUS	7	3	0.4
7	GBR	7	3	0.4
7	SWE	7	3	0.4
10	GER	7	2	0.3
10	IRI	6	2	0.3
12	JPN	8		

**Legend:**

% Shooting Percentage      Avg Average per Game      Def Defensive Rebounds      GP Games Played  
M/A Made/Attempt      Off Offensive Rebounds      Rk Rank



**TEAM STATISTICS** As of 16 SEP 2008

球队技术统计表

**TOTAL FIELD GOALS %**

Rk	Team	GP	M/A	%
1	AUS	7	195/404	48.3
2	USA	7	188/413	45.5
3	GBR	7	178/404	44.1
4	CAN	7	195/445	43.8
5	GER	7	214/495	43.2
6	BRA	7	185/430	43.0
7	SWE	7	175/413	42.4
8	RSA	7	160/387	41.3
9	ISR	7	154/374	41.2
10	JPN	8	151/401	37.7
11	CHN	7	137/387	35.4
DSQ	IRI	6	137/304	45.1

**2 POINTS FIELD GOALS %**

Rk	Team	GP	M/A	%
1	AUS	7	191/375	50.9
2	BRA	7	176/375	46.9
3	GBR	7	163/348	46.8
4	GER	7	210/458	45.8
5	USA	7	165/362	45.6
6	CAN	7	180/397	45.3
7	ISR	7	147/329	44.7
8	SWE	7	172/392	43.9
9	RSA	7	138/327	42.2
10	JPN	8	138/335	41.2
11	CHN	7	136/377	36.1
DSQ	IRI	6	111/228	48.7

**3 POINTS FIELD GOALS %**

Rk	Team	GP	M/A	%
1	USA	7	23/51	45.1
2	RSA	7	22/60	36.7
3	CAN	7	15/48	31.3
4	GBR	7	15/56	26.8
5	JPN	8	13/66	19.7
6	BRA	7	9/55	16.4
7	ISR	7	7/45	15.6
8	SWE	7	3/21	14.3
9	AUS	7	4/29	13.8
10	GER	7	4/37	10.8
11	CHN	7	1/10	10.0
DSQ	IRI	6	26/76	34.2

**FREE THROWS %**

Rk	Team	GP	M/A	%
1	AUS	7	91/146	62.3
2	RSA	7	53/90	58.9
3	GBR	7	88/150	58.7
4	BRA	7	55/96	57.3
5	GER	7	65/119	54.6
6	CHN	7	33/61	54.1
7	CAN	7	91/169	53.8
8	JPN	8	59/112	52.7
9	ISR	7	64/122	52.5
10	SWE	7	75/159	47.2
11	USA	7	41/94	43.6
DSQ	IRI	6	59/111	53.2

**POINTS FOR**

Rk	Team	GP	Total	Avg
1	GER	7	497	71.0
2	CAN	7	496	70.9
3	AUS	7	485	69.3
4	GBR	7	459	65.6
5	USA	7	440	62.9
6	BRA	7	434	62.0
7	SWE	7	428	61.1
8	RSA	7	395	56.4
9	ISR	7	379	54.1
10	JPN	8	374	46.8
11	CHN	7	308	44.0
DSQ	IRI	6	359	59.8

**POINTS AGAINST**

Rk	Team	GP	Total	Avg
1	USA	7	316	45.1
2	ISR	7	380	54.3
3	CAN	7	385	55.0
4	AUS	7	397	56.7
5	GBR	7	402	57.4
6	JPN	8	462	57.8
7	GER	7	426	60.9
8	BRA	7	450	64.3
9	SWE	7	465	66.4
10	RSA	7	495	70.7
11	CHN	7	532	76.0
DSQ	IRI	6	344	57.3

**REBOUNDS**

Rk	Team	GP	Off	Def	Total	Avg
1	CAN	7	89	250	339	48.4
2	SWE	7	65	217	282	40.3
3	GBR	7	66	205	271	38.7
4	GER	7	75	187	262	37.4
5	AUS	7	69	189	258	36.9
6	CHN	7	60	181	241	34.4
7	JPN	8	70	201	271	33.9
8	ISR	7	73	163	236	33.7
9	BRA	7	73	160	233	33.3
9	RSA	7	52	181	233	33.3
9	USA	7	58	175	233	33.3
DSQ	IRI	6	48	139	187	31.2

**ASSISTS**

Rk	Team	GP	Total	Avg
1	CAN	7	115	16.4
2	GER	7	104	14.9
3	AUS	7	96	13.7
3	USA	7	96	13.7
5	SWE	7	87	12.4
6	GBR	7	83	11.9
7	ISR	7	80	11.4
8	CHN	7	69	9.9
9	JPN	8	76	9.5
10	RSA	7	66	9.4
11	BRA	7	63	9.0
DSQ	IRI	6	51	8.5

**FOULS**

Rk	Team	GP	Total	Avg
1	CHN	7	152	21.7
2	GER	7	146	20.9
3	BRA	7	145	20.7
4	CAN	7	132	18.9
5	RSA	7	130	18.6
6	JPN	8	143	17.9
7	USA	7	122	17.4
8	AUS	7	120	17.1
8	ISR	7	120	17.1
10	SWE	7	119	17.0
11	GBR	7	117	16.7
DSQ	IRI	6	96	16.0

**TURNOVERS**

Rk	Team	GP	Total	Avg
1	RSA	7	149	21.3
2	CHN	7	144	20.6
3	CAN	7	105	15.0
4	JPN	8	116	14.5
5	SWE	7	94	13.4
6	BRA	7	93	13.3
7	AUS	7	80	11.4
8	ISR	7	68	9.7
9	GBR	7	64	9.1
10	GER	7	59	8.4
11	USA	7	50	7.1
DSQ	IRI	6	77	12.8

**STEALS**

Rk	Team	GP	Total	Avg
1	GER	7	71	10.1
2	USA	7	64	9.1
3	RSA	7	63	9.0
4	CAN	7	52	7.4
5	AUS	7	51	7.3
6	BRA	7	50	7.1
7	ISR	7	42	6.0
8	SWE	7	41	5.9
9	JPN	8	37	4.6
10	CHN	7	31	4.4
11	GBR	7	30	4.3
DSQ	IRI	6	47	7.8

**BLOCKED SHOTS**

Rk	Team	GP	Total	Avg
1	CAN	7	7	1.0
2	RSA	7	6	0.9
3	BRA	7	5	0.7
3	CHN	7	5	0.7
3	ISR	7	5	0.7
6	USA	7	4	0.6
7	AUS	7	3	0.4
7	GBR	7	3	0.4
7	SWE	7	3	0.4
10	GER	7	2	0.3
11	JPN	8		
DSQ	IRI	6	2	0.3

**Legend:**

<b>%</b>	Shooting Percentage	<b>Avg</b>	Average per Game	<b>Def</b>	Defensive Rebounds	<b>DSQ</b>	Disqualified
<b>GP</b>	Games Played	<b>M/A</b>	Made/Attempt	<b>Off</b>	Offensive Rebounds	<b>Rk</b>	Rank



**TEAM STATISTICS** As of 16 SEP 2008

球队技术统计表

**TOTAL FIELD GOALS %**

Rk	Team	GP	M/A	%
1	AUS	7	195/404	48.3
2	USA	7	188/413	45.5
3	GBR	7	178/404	44.1
4	CAN	7	195/445	43.8
5	GER	8	240/556	43.2
6	BRA	7	185/430	43.0
7	SWE	7	175/413	42.4
8	ISR	8	177/428	41.3
9	RSA	7	160/387	41.3
10	JPN	8	151/401	37.7
11	CHN	7	137/387	35.4
DSQ	IRI	6	137/304	45.1

**2 POINTS FIELD GOALS %**

Rk	Team	GP	M/A	%
1	AUS	7	191/375	50.9
2	BRA	7	176/375	46.9
3	GBR	7	163/348	46.8
4	GER	8	235/515	45.6
5	USA	7	165/362	45.6
6	CAN	7	180/397	45.3
7	ISR	8	169/377	44.8
8	SWE	7	172/392	43.9
9	RSA	7	138/327	42.2
10	JPN	8	138/335	41.2
11	CHN	7	136/377	36.1
DSQ	IRI	6	111/228	48.7

**3 POINTS FIELD GOALS %**

Rk	Team	GP	M/A	%
1	USA	7	23/51	45.1
2	RSA	7	22/60	36.7
3	CAN	7	15/48	31.3
4	GBR	7	15/56	26.8
5	JPN	8	13/66	19.7
6	BRA	7	9/55	16.4
7	ISR	8	8/51	15.7
8	SWE	7	3/21	14.3
9	AUS	7	4/29	13.8
10	GER	8	5/41	12.2
11	CHN	7	1/10	10.0
DSQ	IRI	6	26/76	34.2

**FREE THROWS %**

Rk	Team	GP	M/A	%
1	AUS	7	91/146	62.3
2	RSA	7	53/90	58.9
3	GBR	7	88/150	58.7
4	BRA	7	55/96	57.3
5	GER	8	75/134	56.0
6	CHN	7	33/61	54.1
7	CAN	7	91/169	53.8
8	JPN	8	59/112	52.7
9	ISR	8	71/142	50.0
10	SWE	7	75/159	47.2
11	USA	7	41/94	43.6
DSQ	IRI	6	59/111	53.2

**POINTS FOR**

Rk	Team	GP	Total	Avg
1	CAN	7	496	70.9
2	GER	8	560	70.0
3	AUS	7	485	69.3
4	GBR	7	459	65.6
5	USA	7	440	62.9
6	BRA	7	434	62.0
7	SWE	7	428	61.1
8	RSA	7	395	56.4
9	ISR	8	433	54.1
10	JPN	8	374	46.8
11	CHN	7	308	44.0
DSQ	IRI	6	359	59.8

**POINTS AGAINST**

Rk	Team	GP	Total	Avg
1	USA	7	316	45.1
2	CAN	7	385	55.0
3	ISR	8	443	55.4
4	AUS	7	397	56.7
5	GBR	7	402	57.4
6	JPN	8	462	57.8
7	GER	8	480	60.0
8	BRA	7	450	64.3
9	SWE	7	465	66.4
10	RSA	7	495	70.7
11	CHN	7	532	76.0
DSQ	IRI	6	344	57.3

**REBOUNDS**

Rk	Team	GP	Off	Def	Total	Avg
1	CAN	7	89	250	339	48.4
2	SWE	7	65	217	282	40.3
3	GBR	7	66	205	271	38.7
4	GER	8	85	210	295	36.9
5	AUS	7	69	189	258	36.9
6	ISR	8	87	190	277	34.6
7	CHN	7	60	181	241	34.4
8	JPN	8	70	201	271	33.9
9	BRA	7	73	160	233	33.3
9	RSA	7	52	181	233	33.3
9	USA	7	58	175	233	33.3
DSQ	IRI	6	48	139	187	31.2

**ASSISTS**

Rk	Team	GP	Total	Avg
1	CAN	7	115	16.4
2	GER	8	117	14.6
3	AUS	7	96	13.7
3	USA	7	96	13.7
5	ISR	8	100	12.5
6	SWE	7	87	12.4
7	GBR	7	83	11.9
8	CHN	7	69	9.9
9	JPN	8	76	9.5
10	RSA	7	66	9.4
11	BRA	7	63	9.0
DSQ	IRI	6	51	8.5

**FOULS**

Rk	Team	GP	Total	Avg
1	CHN	7	152	21.7
2	GER	8	167	20.9
3	BRA	7	145	20.7
4	CAN	7	132	18.9
5	RSA	7	130	18.6
6	JPN	8	143	17.9
7	ISR	8	139	17.4
8	USA	7	122	17.4
9	AUS	7	120	17.1
10	SWE	7	119	17.0
11	GBR	7	117	16.7
DSQ	IRI	6	96	16.0

**TURNOVERS**

Rk	Team	GP	Total	Avg
1	RSA	7	149	21.3
2	CHN	7	144	20.6
3	CAN	7	105	15.0
4	JPN	8	116	14.5
5	SWE	7	94	13.4
6	BRA	7	93	13.3
7	AUS	7	80	11.4
8	ISR	8	86	10.8
9	GBR	7	64	9.1
10	GER	8	72	9.0
11	USA	7	50	7.1
DSQ	IRI	6	77	12.8

**STEALS**

Rk	Team	GP	Total	Avg
1	GER	8	81	10.1
2	USA	7	64	9.1
3	RSA	7	63	9.0
4	CAN	7	52	7.4
5	AUS	7	51	7.3
6	BRA	7	50	7.1
7	ISR	8	49	6.1
8	SWE	7	41	5.9
9	JPN	8	37	4.6
10	CHN	7	31	4.4
11	GBR	7	30	4.3
DSQ	IRI	6	47	7.8

**BLOCKED SHOTS**

Rk	Team	GP	Total	Avg
1	CAN	7	7	1.0
2	RSA	7	6	0.9
3	BRA	7	5	0.7
3	CHN	7	5	0.7
5	ISR	8	5	0.6
6	USA	7	4	0.6
7	AUS	7	3	0.4
7	GBR	7	3	0.4
7	GER	8	3	0.4
7	SWE	7	3	0.4
11	JPN	8		
DSQ	IRI	6	2	0.3

**Legend:**

%	Shooting Percentage	Avg	Average per Game	Def	Defensive Rebounds	DSQ	Disqualified
GP	Games Played	M/A	Made/Attempt	Off	Offensive Rebounds	Rk	Rank



**TEAM STATISTICS** As of 16 SEP 2008

球队技术统计表

**TOTAL FIELD GOALS %**

Rk	Team	GP	M/A	%
1	AUS	7	195/404	48.3
2	USA	8	223/478	46.7
3	GBR	8	207/456	45.4
4	CAN	7	195/445	43.8
5	GER	8	240/556	43.2
6	BRA	7	185/430	43.0
7	SWE	7	175/413	42.4
8	ISR	7	177/428	41.3
9	RSA	7	160/387	41.3
10	JPN	7	151/401	37.7
11	CHN	7	137/387	35.4
DSQ	IRI	6	137/304	45.1

**2 POINTS FIELD GOALS %**

Rk	Team	GP	M/A	%
1	AUS	7	191/375	50.9
2	GBR	8	188/392	48.0
3	USA	8	199/421	47.3
4	BRA	7	176/375	46.9
5	GER	8	235/515	45.6
6	CAN	7	180/397	45.3
7	ISR	7	169/377	44.8
8	SWE	7	172/392	43.9
9	RSA	7	138/327	42.2
10	JPN	7	138/335	41.2
11	CHN	7	136/377	36.1
DSQ	IRI	6	111/228	48.7

**3 POINTS FIELD GOALS %**

Rk	Team	GP	M/A	%
1	USA	8	24/57	42.1
2	RSA	7	22/60	36.7
3	CAN	7	15/48	31.3
4	GBR	8	19/64	29.7
5	JPN	7	13/66	19.7
6	BRA	7	9/55	16.4
7	ISR	7	8/51	15.7
8	SWE	7	3/21	14.3
9	AUS	7	4/29	13.8
10	GER	8	5/41	12.2
11	CHN	7	1/10	10.0
DSQ	IRI	6	26/76	34.2

**FREE THROWS %**

Rk	Team	GP	M/A	%
1	AUS	7	91/146	62.3
2	GBR	8	111/185	60.0
3	RSA	7	53/90	58.9
4	BRA	7	55/96	57.3
5	GER	8	75/134	56.0
6	CHN	7	33/61	54.1
7	CAN	7	91/169	53.8
8	JPN	7	59/112	52.7
9	ISR	7	71/142	50.0
10	SWE	7	75/159	47.2
11	USA	8	47/108	43.5
DSQ	IRI	6	59/111	53.2

**POINTS FOR**

Rk	Team	GP	Total	Avg
1	CAN	7	496	70.9
2	GER	8	560	70.0
3	AUS	7	485	69.3
4	GBR	8	544	68.0
5	USA	8	517	64.6
6	BRA	7	434	62.0
7	ISR	7	433	61.9
8	SWE	7	428	61.1
9	RSA	7	395	56.4
10	JPN	7	374	53.4
11	CHN	7	308	44.0
DSQ	IRI	6	359	59.8

**POINTS AGAINST**

Rk	Team	GP	Total	Avg
1	USA	8	401	50.1
2	CAN	7	385	55.0
3	AUS	7	397	56.7
4	GBR	8	479	59.9
5	GER	8	480	60.0
6	ISR	7	443	63.3
7	BRA	7	450	64.3
8	JPN	7	462	66.0
9	SWE	7	465	66.4
10	RSA	7	495	70.7
11	CHN	7	532	76.0
DSQ	IRI	6	344	57.3

**REBOUNDS**

Rk	Team	GP	Off	Def	Total	Avg
1	CAN	7	89	250	339	48.4
2	SWE	7	65	217	282	40.3
3	ISR	7	87	190	277	39.6
4	JPN	7	70	201	271	38.7
5	GBR	8	71	233	304	38.0
6	GER	8	85	210	295	36.9
7	AUS	7	69	189	258	36.9
8	CHN	7	60	181	241	34.4
9	BRA	7	73	160	233	33.3
9	RSA	7	52	181	233	33.3
11	USA	8	63	198	261	32.6
DSQ	IRI	6	48	139	187	31.2

**ASSISTS**

Rk	Team	GP	Total	Avg
1	CAN	7	115	16.4
2	GER	8	117	14.6
3	ISR	7	100	14.3
4	USA	8	110	13.8
5	AUS	7	96	13.7
6	SWE	7	87	12.4
7	GBR	8	97	12.1
8	JPN	7	76	10.9
9	CHN	7	69	9.9
10	RSA	7	66	9.4
11	BRA	7	63	9.0
DSQ	IRI	6	51	8.5

**FOULS**

Rk	Team	GP	Total	Avg
1	CHN	7	152	21.7
2	GER	8	167	20.9
3	BRA	7	145	20.7
4	JPN	7	143	20.4
5	ISR	7	139	19.9
6	CAN	7	132	18.9
7	USA	8	150	18.8
8	RSA	7	130	18.6
9	GBR	8	138	17.3
10	AUS	7	120	17.1
11	SWE	7	119	17.0
DSQ	IRI	6	96	16.0

**TURNOVERS**

Rk	Team	GP	Total	Avg
1	RSA	7	149	21.3
2	CHN	7	144	20.6
3	JPN	7	116	16.6
4	CAN	7	105	15.0
5	SWE	7	94	13.4
6	BRA	7	93	13.3
7	ISR	7	86	12.3
8	AUS	7	80	11.4
9	GBR	8	74	9.3
10	GER	8	72	9.0
11	USA	8	57	7.1
DSQ	IRI	6	77	12.8

**STEALS**

Rk	Team	GP	Total	Avg
1	GER	8	81	10.1
2	RSA	7	63	9.0
3	USA	8	69	8.6
4	CAN	7	52	7.4
5	AUS	7	51	7.3
6	BRA	7	50	7.1
7	ISR	7	49	7.0
8	SWE	7	41	5.9
9	JPN	7	37	5.3
10	CHN	7	31	4.4
11	GBR	8	33	4.1
DSQ	IRI	6	47	7.8

**BLOCKED SHOTS**

Rk	Team	GP	Total	Avg
1	CAN	7	7	1.0
2	RSA	7	6	0.9
3	BRA	7	5	0.7
3	CHN	7	5	0.7
3	ISR	7	5	0.7
6	USA	8	5	0.6
7	AUS	7	3	0.4
7	GBR	8	3	0.4
7	GER	8	3	0.4
7	SWE	7	3	0.4
11	JPN	7		
DSQ	IRI	6	2	0.3

**Legend:**

%	Shooting Percentage	Avg	Average per Game	Def	Defensive Rebounds	DSQ	Disqualified
GP	Games Played	M/A	Made/Attempt	Off	Offensive Rebounds	Rk	Rank



**TEAM STATISTICS** As of 16 SEP 2008

球队技术统计表

**TOTAL FIELD GOALS %**

Rk	Team	GP	M/A	%
1	AUS	8	221/458	48.2
2	USA	8	223/478	46.7
3	GBR	8	207/456	45.4
4	CAN	8	217/501	43.3
5	GER	8	240/556	43.2
6	BRA	7	185/430	43.0
7	SWE	7	175/413	42.4
8	ISR	7	177/428	41.3
9	RSA	7	160/387	41.3
10	JPN	7	151/401	37.7
11	CHN	7	137/387	35.4
DSQ	IRI	6	137/304	45.1

**2 POINTS FIELD GOALS %**

Rk	Team	GP	M/A	%
1	AUS	8	217/424	51.2
2	GBR	8	188/392	48.0
3	USA	8	199/421	47.3
4	BRA	7	176/375	46.9
5	GER	8	235/515	45.6
6	CAN	8	199/444	44.8
7	ISR	7	169/377	44.8
8	SWE	7	172/392	43.9
9	RSA	7	138/327	42.2
10	JPN	7	138/335	41.2
11	CHN	7	136/377	36.1
DSQ	IRI	6	111/228	48.7

**3 POINTS FIELD GOALS %**

Rk	Team	GP	M/A	%
1	USA	8	24/57	42.1
2	RSA	7	22/60	36.7
3	CAN	8	18/57	31.6
4	GBR	8	19/64	29.7
5	JPN	7	13/66	19.7
6	BRA	7	9/55	16.4
7	ISR	7	8/51	15.7
8	SWE	7	3/21	14.3
9	GER	8	5/41	12.2
10	AUS	8	4/34	11.8
11	CHN	7	1/10	10.0
DSQ	IRI	6	26/76	34.2

**FREE THROWS %**

Rk	Team	GP	M/A	%
1	AUS	8	111/172	64.5
2	GBR	8	111/185	60.0
3	RSA	7	53/90	58.9
4	BRA	7	55/96	57.3
5	GER	8	75/134	56.0
6	CHN	7	33/61	54.1
7	CAN	8	104/193	53.9
8	JPN	7	59/112	52.7
9	ISR	7	71/142	50.0
10	SWE	7	75/159	47.2
11	USA	8	47/108	43.5
DSQ	IRI	6	59/111	53.2

**POINTS FOR**

Rk	Team	GP	Total	Avg
1	GER	8	560	70.0
2	AUS	8	557	69.6
3	CAN	8	556	69.5
4	GBR	8	544	68.0
5	USA	8	517	64.6
6	BRA	7	434	62.0
7	ISR	7	433	61.9
8	SWE	7	428	61.1
9	RSA	7	395	56.4
10	JPN	7	374	53.4
11	CHN	7	308	44.0
DSQ	IRI	6	359	59.8

**POINTS AGAINST**

Rk	Team	GP	Total	Avg
1	USA	8	401	50.1
2	AUS	8	457	57.1
2	CAN	8	457	57.1
4	GBR	8	479	59.9
5	GER	8	480	60.0
6	ISR	7	443	63.3
7	BRA	7	450	64.3
8	JPN	7	462	66.0
9	SWE	7	465	66.4
10	RSA	7	495	70.7
11	CHN	7	532	76.0
DSQ	IRI	6	344	57.3

**REBOUNDS**

Rk	Team	GP	Off	Def	Total	Avg
1	CAN	8	101	273	374	46.8
2	SWE	7	65	217	282	40.3
3	ISR	7	87	190	277	39.6
4	JPN	7	70	201	271	38.7
5	GBR	8	71	233	304	38.0
6	GER	8	85	210	295	36.9
7	AUS	8	75	214	289	36.1
8	CHN	7	60	181	241	34.4
9	BRA	7	73	160	233	33.3
9	RSA	7	52	181	233	33.3
11	USA	8	63	198	261	32.6
DSQ	IRI	6	48	139	187	31.2

**ASSISTS**

Rk	Team	GP	Total	Avg
1	CAN	8	131	16.4
2	GER	8	117	14.6
3	AUS	8	116	14.5
4	ISR	7	100	14.3
5	USA	8	110	13.8
6	SWE	7	87	12.4
7	GBR	8	97	12.1
8	JPN	7	76	10.9
9	CHN	7	69	9.9
10	RSA	7	66	9.4
11	BRA	7	63	9.0
DSQ	IRI	6	51	8.5

**FOULS**

Rk	Team	GP	Total	Avg
1	CHN	7	152	21.7
2	GER	8	167	20.9
3	BRA	7	145	20.7
4	JPN	7	143	20.4
5	ISR	7	139	19.9
6	CAN	8	156	19.5
7	USA	8	150	18.8
8	RSA	7	130	18.6
9	AUS	8	141	17.6
10	GBR	8	138	17.3
11	SWE	7	119	17.0
DSQ	IRI	6	96	16.0

**TURNOVERS**

Rk	Team	GP	Total	Avg
1	RSA	7	149	21.3
2	CHN	7	144	20.6
3	JPN	7	116	16.6
4	CAN	8	120	15.0
5	SWE	7	94	13.4
6	BRA	7	93	13.3
7	ISR	7	86	12.3
8	AUS	8	92	11.5
9	GBR	8	74	9.3
10	GER	8	72	9.0
11	USA	8	57	7.1
DSQ	IRI	6	77	12.8

**STEALS**

Rk	Team	GP	Total	Avg
1	GER	8	81	10.1
2	RSA	7	63	9.0
3	USA	8	69	8.6
4	AUS	8	61	7.6
5	CAN	8	58	7.3
6	BRA	7	50	7.1
7	ISR	7	49	7.0
8	SWE	7	41	5.9
9	JPN	7	37	5.3
10	CHN	7	31	4.4
11	GBR	8	33	4.1
DSQ	IRI	6	47	7.8

**BLOCKED SHOTS**

Rk	Team	GP	Total	Avg
1	CAN	8	7	0.9
2	RSA	7	6	0.9
3	BRA	7	5	0.7
3	CHN	7	5	0.7
3	ISR	7	5	0.7
6	USA	8	5	0.6
7	AUS	8	3	0.4
7	GBR	8	3	0.4
7	GER	8	3	0.4
7	SWE	7	3	0.4
11	JPN	7		
DSQ	IRI	6	2	0.3

**Legend:**

%	Shooting Percentage	Avg	Average per Game	Def	Defensive Rebounds	DSQ	Disqualified
GP	Games Played	M/A	Made/Attempt	Off	Offensive Rebounds	Rk	Rank





**TEAM STATISTICS** As of 7 SEP 2008

球队技术统计表

**TOTAL FIELD GOALS %**

Rk	Team	GP	M/A	%
1	BRA	1	29/52	55.8
2	GBR	1	35/71	49.3
3	USA	1	32/66	48.5
4	AUS	1	30/62	48.4
5	IRI	1	32/67	47.8
6	RSA	1	24/58	41.4
7	SWE	1	23/59	39.0
8	ISR	1	20/60	33.3
9	JPN	1	20/69	29.0
10	CHN	1	16/63	25.4

**2 POINTS FIELD GOALS %**

Rk	Team	GP	M/A	%
1	BRA	1	27/44	61.4
2	GBR	1	33/63	52.4
3	AUS	1	30/58	51.7
4	IRI	1	29/57	50.9
5	USA	1	30/59	50.8
6	RSA	1	20/46	43.5
7	SWE	1	23/57	40.3
8	ISR	1	19/53	35.8
9	JPN	1	17/50	34.0
10	CHN	1	16/61	26.2

**3 POINTS FIELD GOALS %**

Rk	Team	GP	M/A	%
1	RSA	1	4/12	33.3
2	IRI	1	3/10	30.0
3	USA	1	2/7	28.6
4	BRA	1	2/8	25.0
4	GBR	1	2/8	25.0
6	JPN	1	3/19	15.8
7	ISR	1	1/7	14.3
8	AUS	1	0/4	0.0
8	CHN	1	0/2	0.0
8	SWE	1	0/2	0.0

**FREE THROWS %**

Rk	Team	GP	M/A	%
1	ISR	1	12/17	70.6
2	AUS	1	13/21	61.9
3	RSA	1	10/19	52.6
4	SWE	1	15/30	50.0
5	USA	1	10/20	50.0
6	GBR	1	9/18	50.0
7	JPN	1	6/12	50.0
8	CHN	1	2/4	50.0
9	BRA	1	12/25	48.0
10	IRI	1	6/16	37.5

**POINTS FOR**

Rk	Team	GP	Total	Avg
1	GBR	1	81	81.0
2	USA	1	76	76.0
3	AUS	1	73	73.0
3	IRI	1	73	73.0
5	BRA	1	72	72.0
6	RSA	1	62	62.0
7	SWE	1	61	61.0
8	ISR	1	53	53.0
9	JPN	1	49	49.0
10	CHN	1	34	34.0

**POINTS AGAINST**

Rk	Team	GP	Total	Avg
1	GBR	1	34	34.0
2	SWE	1	49	49.0
3	USA	1	53	53.0
4	JPN	1	61	61.0
5	IRI	1	62	62.0
6	AUS	1	72	72.0
7	BRA	1	73	73.0
7	RSA	1	73	73.0
9	ISR	1	76	76.0
10	CHN	1	81	81.0

**REBOUNDS**

Rk	Team	GP	Off	Def	Total	Avg
1	SWE	1	9	40	49	49.0
2	GBR	1	14	34	48	48.0
3	JPN	1	10	35	45	45.0
4	USA	1	13	30	43	43.0
5	ISR	1	12	27	39	39.0
5	RSA	1	9	30	39	39.0
7	CHN	1	11	27	38	38.0
8	IRI	1	7	30	37	37.0
9	AUS	1	11	24	35	35.0
10	BRA	1	5	22	27	27.0

**ASSISTS**

Rk	Team	GP	Total	Avg
1	USA	1	18	18.0
2	IRI	1	15	15.0
2	JPN	1	15	15.0
4	AUS	1	14	14.0
5	GBR	1	13	13.0
5	SWE	1	13	13.0
7	ISR	1	11	11.0
8	BRA	1	9	9.0
8	RSA	1	9	9.0
10	CHN	1	4	4.0

**FOULS**

Rk	Team	GP	Total	Avg
1	JPN	1	23	23.0
2	AUS	1	22	22.0
3	CHN	1	20	20.0
4	BRA	1	19	19.0
4	IRI	1	19	19.0
6	ISR	1	17	17.0
7	RSA	1	16	16.0
7	USA	1	16	16.0
9	SWE	1	12	12.0
10	GBR	1	10	10.0

**TURNOVERS**

Rk	Team	GP	Total	Avg
1	CHN	1	16	16.0
1	RSA	1	16	16.0
3	ISR	1	13	13.0
4	AUS	1	11	11.0
4	BRA	1	11	11.0
6	USA	1	9	9.0
7	JPN	1	8	8.0
8	GBR	1	7	7.0
8	IRI	1	7	7.0
10	SWE	1	6	6.0

**STEALS**

Rk	Team	GP	Total	Avg
1	AUS	1	10	10.0
2	IRI	1	9	9.0
3	GBR	1	8	8.0
4	USA	1	7	7.0
5	BRA	1	6	6.0
6	RSA	1	5	5.0
7	JPN	1	4	4.0
7	SWE	1	4	4.0
9	ISR	1	3	3.0
10	CHN	1	2	2.0

**BLOCKED SHOTS**

Rk	Team	GP	Total	Avg
1	GBR	1	2	2.0
1	USA	1	2	2.0
3	ISR	1	1	1.0
4	AUS	1		
4	BRA	1		
4	CHN	1		
4	IRI	1		
4	JPN	1		
4	RSA	1		
4	SWE	1		

**Legend:**

%	Shooting Percentage	Avg	Average per Game	Def	Defensive Rebounds	GP	Games Played
M/A	Made/Attempt	Off	Offensive Rebounds	Rk	Rank		





**TEAM STATISTICS** As of 7 SEP 2008

球队技术统计表

**TOTAL FIELD GOALS %**

Rk	Team	GP	M/A	%
1	BRA	1	29/52	55.8
2	GBR	1	35/71	49.3
3	USA	1	32/66	48.5
4	AUS	1	30/62	48.4
5	IRI	1	32/67	47.8
6	RSA	1	24/58	41.4
7	SWE	1	23/59	39.0
8	CAN	1	23/64	35.9
9	GER	1	22/65	33.8
10	ISR	1	20/60	33.3
11	JPN	1	20/69	29.0
12	CHN	1	16/63	25.4

**2 POINTS FIELD GOALS %**

Rk	Team	GP	M/A	%
1	BRA	1	27/44	61.4
2	GBR	1	33/63	52.4
3	AUS	1	30/58	51.7
4	IRI	1	29/57	50.9
5	USA	1	30/59	50.8
6	RSA	1	20/46	43.5
7	SWE	1	23/57	40.3
8	GER	1	22/56	39.3
9	CAN	1	21/56	37.5
10	ISR	1	19/53	35.8
11	JPN	1	17/50	34.0
12	CHN	1	16/61	26.2

**3 POINTS FIELD GOALS %**

Rk	Team	GP	M/A	%
1	RSA	1	4/12	33.3
2	IRI	1	3/10	30.0
3	USA	1	2/7	28.6
4	BRA	1	2/8	25.0
4	CAN	1	2/8	25.0
4	GBR	1	2/8	25.0
7	JPN	1	3/19	15.8
8	ISR	1	1/7	14.3
9	AUS	1	0/4	0.0
9	CHN	1	0/2	0.0
9	GER	1	0/9	0.0
9	SWE	1	0/2	0.0

**FREE THROWS %**

Rk	Team	GP	M/A	%
1	ISR	1	12/17	70.6
2	AUS	1	13/21	61.9
3	CAN	1	14/23	60.9
4	RSA	1	10/19	52.6
5	GER	1	15/29	51.7
6	SWE	1	15/30	50.0
7	USA	1	10/20	50.0
8	GBR	1	9/18	50.0
9	JPN	1	6/12	50.0
10	CHN	1	2/4	50.0
11	BRA	1	12/25	48.0
12	IRI	1	6/16	37.5

**POINTS FOR**

Rk	Team	GP	Total	Avg
1	GBR	1	81	81.0
2	USA	1	76	76.0
3	AUS	1	73	73.0
3	IRI	1	73	73.0
5	BRA	1	72	72.0
6	CAN	1	62	62.0
6	RSA	1	62	62.0
8	SWE	1	61	61.0
9	GER	1	59	59.0
10	ISR	1	53	53.0
11	JPN	1	49	49.0
12	CHN	1	34	34.0

**POINTS AGAINST**

Rk	Team	GP	Total	Avg
1	GBR	1	34	34.0
2	SWE	1	49	49.0
3	USA	1	53	53.0
4	CAN	1	59	59.0
5	JPN	1	61	61.0
6	GER	1	62	62.0
6	IRI	1	62	62.0
8	AUS	1	72	72.0
9	BRA	1	73	73.0
9	RSA	1	73	73.0
11	ISR	1	76	76.0
12	CHN	1	81	81.0

**REBOUNDS**

Rk	Team	GP	Off	Def	Total	Avg
1	SWE	1	9	40	49	49.0
2	GBR	1	14	34	48	48.0
3	CAN	1	8	38	46	46.0
4	GER	1	8	37	45	45.0
4	JPN	1	10	35	45	45.0
6	USA	1	13	30	43	43.0
7	ISR	1	12	27	39	39.0
7	RSA	1	9	30	39	39.0
9	CHN	1	11	27	38	38.0
10	IRI	1	7	30	37	37.0
11	AUS	1	11	24	35	35.0
12	BRA	1	5	22	27	27.0

**ASSISTS**

Rk	Team	GP	Total	Avg
1	USA	1	18	18.0
2	IRI	1	15	15.0
2	JPN	1	15	15.0
4	AUS	1	14	14.0
5	GBR	1	13	13.0
5	SWE	1	13	13.0
7	CAN	1	12	12.0
8	ISR	1	11	11.0
9	GER	1	10	10.0
10	BRA	1	9	9.0
10	RSA	1	9	9.0
12	CHN	1	4	4.0

**FOULS**

Rk	Team	GP	Total	Avg
1	GER	1	25	25.0
2	CAN	1	23	23.0
2	JPN	1	23	23.0
4	AUS	1	22	22.0
5	CHN	1	20	20.0
6	BRA	1	19	19.0
6	IRI	1	19	19.0
8	ISR	1	17	17.0
9	RSA	1	16	16.0
9	USA	1	16	16.0
11	SWE	1	12	12.0
12	GBR	1	10	10.0

**TURNOVERS**

Rk	Team	GP	Total	Avg
1	CHN	1	16	16.0
1	RSA	1	16	16.0
3	ISR	1	13	13.0
4	CAN	1	12	12.0
5	AUS	1	11	11.0
5	BRA	1	11	11.0
5	GER	1	11	11.0
8	USA	1	9	9.0
9	JPN	1	8	8.0
10	GBR	1	7	7.0
10	IRI	1	7	7.0
12	SWE	1	6	6.0

**STEALS**

Rk	Team	GP	Total	Avg
1	AUS	1	10	10.0
2	IRI	1	9	9.0
3	GBR	1	8	8.0
4	USA	1	7	7.0
5	BRA	1	6	6.0
6	GER	1	5	5.0
6	RSA	1	5	5.0
8	JPN	1	4	4.0
8	SWE	1	4	4.0
10	CAN	1	3	3.0
10	ISR	1	3	3.0
12	CHN	1	2	2.0

**BLOCKED SHOTS**

Rk	Team	GP	Total	Avg
1	CAN	1	2	2.0
1	GBR	1	2	2.0
1	USA	1	2	2.0
4	ISR	1	1	1.0
5	AUS	1		
5	BRA	1		
5	CHN	1		
5	GER	1		
5	IRI	1		
5	JPN	1		
5	RSA	1		
5	SWE	1		

**Legend:**

%	Shooting Percentage	Avg	Average per Game	Def	Defensive Rebounds	GP	Games Played
M/A	Made/Attempt	Off	Offensive Rebounds	Rk	Rank		



**TEAM STATISTICS** As of 8 SEP 2008

球队技术统计表

**TOTAL FIELD GOALS %**

Rk	Team	GP	M/A	%
1	USA	2	68/131	51.9
2	GBR	1	35/71	49.3
3	AUS	1	30/62	48.4
4	IRI	1	32/67	47.8
5	BRA	2	44/105	41.9
6	RSA	1	24/58	41.4
7	SWE	1	23/59	39.0
8	CAN	1	23/64	35.9
9	GER	1	22/65	33.8
10	ISR	1	20/60	33.3
11	JPN	1	20/69	29.0
12	CHN	1	16/63	25.4

**2 POINTS FIELD GOALS %**

Rk	Team	GP	M/A	%
1	GBR	1	33/63	52.4
2	USA	2	60/116	51.7
3	AUS	1	30/58	51.7
4	IRI	1	29/57	50.9
5	BRA	2	41/85	48.2
6	RSA	1	20/46	43.5
7	SWE	1	23/57	40.3
8	GER	1	22/56	39.3
9	CAN	1	21/56	37.5
10	ISR	1	19/53	35.8
11	JPN	1	17/50	34.0
12	CHN	1	16/61	26.2

**3 POINTS FIELD GOALS %**

Rk	Team	GP	M/A	%
1	USA	2	8/15	53.3
2	RSA	1	4/12	33.3
3	IRI	1	3/10	30.0
4	CAN	1	2/8	25.0
4	GBR	1	2/8	25.0
6	JPN	1	3/19	15.8
7	BRA	2	3/20	15.0
8	ISR	1	1/7	14.3
9	AUS	1	0/4	0.0
9	CHN	1	0/2	0.0
9	GER	1	0/9	0.0
9	SWE	1	0/2	0.0

**FREE THROWS %**

Rk	Team	GP	M/A	%
1	ISR	1	12/17	70.6
2	AUS	1	13/21	61.9
3	CAN	1	14/23	60.9
4	RSA	1	10/19	52.6
5	GER	1	15/29	51.7
6	BRA	2	22/43	51.2
7	SWE	1	15/30	50.0
8	GBR	1	9/18	50.0
9	JPN	1	6/12	50.0
10	CHN	1	2/4	50.0
11	USA	2	19/41	46.3
12	IRI	1	6/16	37.5

**POINTS FOR**

Rk	Team	GP	Total	Avg
1	USA	2	163	81.5
2	GBR	1	81	81.0
3	AUS	1	73	73.0
3	IRI	1	73	73.0
5	CAN	1	62	62.0
5	RSA	1	62	62.0
7	SWE	1	61	61.0
8	GER	1	59	59.0
9	BRA	2	113	56.5
10	ISR	1	53	53.0
11	JPN	1	49	49.0
12	CHN	1	34	34.0

**POINTS AGAINST**

Rk	Team	GP	Total	Avg
1	GBR	1	34	34.0
2	USA	2	94	47.0
3	SWE	1	49	49.0
4	CAN	1	59	59.0
5	JPN	1	61	61.0
6	GER	1	62	62.0
6	IRI	1	62	62.0
8	AUS	1	72	72.0
9	RSA	1	73	73.0
10	ISR	1	76	76.0
11	BRA	2	160	80.0
12	CHN	1	81	81.0

**REBOUNDS**

Rk	Team	GP	Off	Def	Total	Avg
1	SWE	1	9	40	49	49.0
2	GBR	1	14	34	48	48.0
3	CAN	1	8	38	46	46.0
4	GER	1	8	37	45	45.0
4	JPN	1	10	35	45	45.0
6	USA	2	23	63	86	43.0
7	ISR	1	12	27	39	39.0
7	RSA	1	9	30	39	39.0
9	CHN	1	11	27	38	38.0
10	IRI	1	7	30	37	37.0
11	AUS	1	11	24	35	35.0
12	BRA	2	12	48	60	30.0

**ASSISTS**

Rk	Team	GP	Total	Avg
1	USA	2	36	18.0
2	IRI	1	15	15.0
2	JPN	1	15	15.0
4	AUS	1	14	14.0
5	GBR	1	13	13.0
5	SWE	1	13	13.0
7	CAN	1	12	12.0
8	ISR	1	11	11.0
9	GER	1	10	10.0
10	RSA	1	9	9.0
11	BRA	2	14	7.0
12	CHN	1	4	4.0

**FOULS**

Rk	Team	GP	Total	Avg
1	GER	1	25	25.0
2	CAN	1	23	23.0
2	JPN	1	23	23.0
4	AUS	1	22	22.0
5	CHN	1	20	20.0
6	IRI	1	19	19.0
7	BRA	2	37	18.5
7	USA	2	37	18.5
9	ISR	1	17	17.0
10	RSA	1	16	16.0
11	SWE	1	12	12.0
12	GBR	1	10	10.0

**TURNOVERS**

Rk	Team	GP	Total	Avg
1	CHN	1	16	16.0
1	RSA	1	16	16.0
3	BRA	2	31	15.5
4	ISR	1	13	13.0
5	CAN	1	12	12.0
6	AUS	1	11	11.0
6	GER	1	11	11.0
8	USA	2	19	9.5
9	JPN	1	8	8.0
10	GBR	1	7	7.0
10	IRI	1	7	7.0
12	SWE	1	6	6.0

**STEALS**

Rk	Team	GP	Total	Avg
1	USA	2	20	10.0
2	AUS	1	10	10.0
3	IRI	1	9	9.0
4	GBR	1	8	8.0
5	BRA	2	12	6.0
6	GER	1	5	5.0
6	RSA	1	5	5.0
8	JPN	1	4	4.0
8	SWE	1	4	4.0
10	CAN	1	3	3.0
10	ISR	1	3	3.0
12	CHN	1	2	2.0

**BLOCKED SHOTS**

Rk	Team	GP	Total	Avg
1	CAN	1	2	2.0
1	GBR	1	2	2.0
3	USA	2	2	1.0
4	ISR	1	1	1.0
5	AUS	1		
5	BRA	2		
5	CHN	1		
5	GER	1		
5	IRI	1		
5	JPN	1		
5	RSA	1		
5	SWE	1		

**Legend:**

%	Shooting Percentage	Avg	Average per Game	Def	Defensive Rebounds	GP	Games Played
M/A	Made/Attempt	Off	Offensive Rebounds	Rk	Rank		



**TEAM STATISTICS** As of 8 SEP 2008

球队技术统计表

**TOTAL FIELD GOALS %**

Rk	Team	GP	M/A	%
1	USA	2	68/131	51.9
2	GBR	1	35/71	49.3
3	AUS	1	30/62	48.4
4	IRI	1	32/67	47.8
5	ISR	2	56/128	43.7
6	BRA	2	44/105	41.9
7	RSA	1	24/58	41.4
8	SWE	1	23/59	39.0
9	CAN	1	23/64	35.9
10	GER	1	22/65	33.8
11	JPN	1	20/69	29.0
12	CHN	2	34/118	28.8

**2 POINTS FIELD GOALS %**

Rk	Team	GP	M/A	%
1	GBR	1	33/63	52.4
2	USA	2	60/116	51.7
3	AUS	1	30/58	51.7
4	IRI	1	29/57	50.9
5	BRA	2	41/85	48.2
6	ISR	2	55/120	45.8
7	RSA	1	20/46	43.5
8	SWE	1	23/57	40.3
9	GER	1	22/56	39.3
10	CAN	1	21/56	37.5
11	JPN	1	17/50	34.0
12	CHN	2	34/113	30.1

**3 POINTS FIELD GOALS %**

Rk	Team	GP	M/A	%
1	USA	2	8/15	53.3
2	RSA	1	4/12	33.3
3	IRI	1	3/10	30.0
4	CAN	1	2/8	25.0
4	GBR	1	2/8	25.0
6	JPN	1	3/19	15.8
7	BRA	2	3/20	15.0
8	ISR	2	1/8	12.5
9	AUS	1	0/4	0.0
9	CHN	2	0/5	0.0
9	GER	1	0/9	0.0
9	SWE	1	0/2	0.0

**FREE THROWS %**

Rk	Team	GP	M/A	%
1	ISR	2	20/31	64.5
2	AUS	1	13/21	61.9
3	CAN	1	14/23	60.9
4	CHN	2	7/13	53.8
5	RSA	1	10/19	52.6
6	GER	1	15/29	51.7
7	BRA	2	22/43	51.2
8	SWE	1	15/30	50.0
9	GBR	1	9/18	50.0
10	JPN	1	6/12	50.0
11	USA	2	19/41	46.3
12	IRI	1	6/16	37.5

**POINTS FOR**

Rk	Team	GP	Total	Avg
1	USA	2	163	81.5
2	GBR	1	81	81.0
3	AUS	1	73	73.0
3	IRI	1	73	73.0
5	ISR	2	133	66.5
6	CAN	1	62	62.0
6	RSA	1	62	62.0
8	SWE	1	61	61.0
9	GER	1	59	59.0
10	BRA	2	113	56.5
11	JPN	1	49	49.0
12	CHN	2	75	37.5

**POINTS AGAINST**

Rk	Team	GP	Total	Avg
1	GBR	1	34	34.0
2	USA	2	94	47.0
3	SWE	1	49	49.0
4	ISR	2	117	58.5
5	CAN	1	59	59.0
6	JPN	1	61	61.0
7	GER	1	62	62.0
7	IRI	1	62	62.0
9	AUS	1	72	72.0
10	RSA	1	73	73.0
11	BRA	2	160	80.0
12	CHN	2	161	80.5

**REBOUNDS**

Rk	Team	GP	Off	Def	Total	Avg
1	SWE	1	9	40	49	49.0
2	GBR	1	14	34	48	48.0
3	CAN	1	8	38	46	46.0
4	GER	1	8	37	45	45.0
4	JPN	1	10	35	45	45.0
6	USA	2	23	63	86	43.0
7	ISR	2	20	61	81	40.5
8	RSA	1	9	30	39	39.0
9	IRI	1	7	30	37	37.0
10	AUS	1	11	24	35	35.0
11	CHN	2	15	54	69	34.5
12	BRA	2	12	48	60	30.0

**ASSISTS**

Rk	Team	GP	Total	Avg
1	USA	2	36	18.0
2	ISR	2	31	15.5
3	IRI	1	15	15.0
3	JPN	1	15	15.0
5	AUS	1	14	14.0
6	GBR	1	13	13.0
6	SWE	1	13	13.0
8	CAN	1	12	12.0
9	GER	1	10	10.0
10	RSA	1	9	9.0
11	CHN	2	15	7.5
12	BRA	2	14	7.0

**FOULS**

Rk	Team	GP	Total	Avg
1	GER	1	25	25.0
2	CAN	1	23	23.0
2	JPN	1	23	23.0
4	AUS	1	22	22.0
5	IRI	1	19	19.0
6	BRA	2	37	18.5
6	USA	2	37	18.5
8	CHN	2	35	17.5
9	RSA	1	16	16.0
10	ISR	2	29	14.5
11	SWE	1	12	12.0
12	GBR	1	10	10.0

**TURNOVERS**

Rk	Team	GP	Total	Avg
1	CHN	2	37	18.5
2	RSA	1	16	16.0
3	BRA	2	31	15.5
4	CAN	1	12	12.0
5	ISR	2	23	11.5
6	AUS	1	11	11.0
6	GER	1	11	11.0
8	USA	2	19	9.5
9	JPN	1	8	8.0
10	GBR	1	7	7.0
10	IRI	1	7	7.0
12	SWE	1	6	6.0

**STEALS**

Rk	Team	GP	Total	Avg
1	USA	2	20	10.0
2	AUS	1	10	10.0
3	IRI	1	9	9.0
4	GBR	1	8	8.0
5	ISR	2	14	7.0
6	BRA	2	12	6.0
7	GER	1	5	5.0
7	RSA	1	5	5.0
9	JPN	1	4	4.0
9	SWE	1	4	4.0
11	CHN	2	6	3.0
12	CAN	1	3	3.0

**BLOCKED SHOTS**

Rk	Team	GP	Total	Avg
1	CAN	1	2	2.0
1	GBR	1	2	2.0
3	ISR	2	2	1.0
3	USA	2	2	1.0
5	AUS	1		
5	BRA	2		
5	CHN	2		
5	GER	1		
5	IRI	1		
5	JPN	1		
5	RSA	1		
5	SWE	1		

**Legend:**

%	Shooting Percentage	Avg	Average per Game	Def	Defensive Rebounds	GP	Games Played
M/A	Made/Attempt	Off	Offensive Rebounds	Rk	Rank		



**TEAM STATISTICS** As of 8 SEP 2008

球队技术统计表

**TOTAL FIELD GOALS %**

Rk	Team	GP	M/A	%
1	USA	2	68/131	51.9
2	GBR	1	35/71	49.3
3	AUS	1	30/62	48.4
4	IRI	2	68/142	47.9
5	ISR	2	56/128	43.7
6	BRA	2	44/105	41.9
7	RSA	1	24/58	41.4
8	SWE	2	49/123	39.8
9	CAN	1	23/64	35.9
10	GER	1	22/65	33.8
11	JPN	1	20/69	29.0
12	CHN	2	34/118	28.8

**2 POINTS FIELD GOALS %**

Rk	Team	GP	M/A	%
1	GBR	1	33/63	52.4
2	USA	2	60/116	51.7
3	AUS	1	30/58	51.7
4	IRI	2	56/111	50.5
5	BRA	2	41/85	48.2
6	ISR	2	55/120	45.8
7	RSA	1	20/46	43.5
8	SWE	2	49/117	41.9
9	GER	1	22/56	39.3
10	CAN	1	21/56	37.5
11	JPN	1	17/50	34.0
12	CHN	2	34/113	30.1

**3 POINTS FIELD GOALS %**

Rk	Team	GP	M/A	%
1	USA	2	8/15	53.3
2	IRI	2	12/31	38.7
3	RSA	1	4/12	33.3
4	CAN	1	2/8	25.0
4	GBR	1	2/8	25.0
6	JPN	1	3/19	15.8
7	BRA	2	3/20	15.0
8	ISR	2	1/8	12.5
9	AUS	1	0/4	0.0
9	CHN	2	0/5	0.0
9	GER	1	0/9	0.0
9	SWE	2	0/6	0.0

**FREE THROWS %**

Rk	Team	GP	M/A	%
1	ISR	2	20/31	64.5
2	AUS	1	13/21	61.9
3	CAN	1	14/23	60.9
4	SWE	2	29/53	54.7
5	CHN	2	7/13	53.8
6	IRI	2	17/32	53.1
7	RSA	1	10/19	52.6
8	GER	1	15/29	51.7
9	BRA	2	22/43	51.2
10	GBR	1	9/18	50.0
11	JPN	1	6/12	50.0
12	USA	2	19/41	46.3

**POINTS FOR**

Rk	Team	GP	Total	Avg
1	IRI	2	165	82.5
2	USA	2	163	81.5
3	GBR	1	81	81.0
4	AUS	1	73	73.0
5	ISR	2	133	66.5
6	SWE	2	127	63.5
7	CAN	1	62	62.0
7	RSA	1	62	62.0
9	GER	1	59	59.0
10	BRA	2	113	56.5
11	JPN	1	49	49.0
12	CHN	2	75	37.5

**POINTS AGAINST**

Rk	Team	GP	Total	Avg
1	GBR	1	34	34.0
2	USA	2	94	47.0
3	ISR	2	117	58.5
4	CAN	1	59	59.0
5	JPN	1	61	61.0
6	GER	1	62	62.0
7	IRI	2	128	64.0
8	SWE	2	141	70.5
9	AUS	1	72	72.0
10	RSA	1	73	73.0
11	BRA	2	160	80.0
12	CHN	2	161	80.5

**REBOUNDS**

Rk	Team	GP	Off	Def	Total	Avg
1	GBR	1	14	34	48	48.0
2	CAN	1	8	38	46	46.0
3	GER	1	8	37	45	45.0
3	JPN	1	10	35	45	45.0
5	USA	2	23	63	86	43.0
6	SWE	2	17	67	84	42.0
7	IRI	2	19	63	82	41.0
8	ISR	2	20	61	81	40.5
9	RSA	1	9	30	39	39.0
10	AUS	1	11	24	35	35.0
11	CHN	2	15	54	69	34.5
12	BRA	2	12	48	60	30.0

**ASSISTS**

Rk	Team	GP	Total	Avg
1	USA	2	36	18.0
2	ISR	2	31	15.5
3	JPN	1	15	15.0
4	AUS	1	14	14.0
5	IRI	2	27	13.5
6	SWE	2	26	13.0
7	GBR	1	13	13.0
8	CAN	1	12	12.0
9	GER	1	10	10.0
10	RSA	1	9	9.0
11	CHN	2	15	7.5
12	BRA	2	14	7.0

**FOULS**

Rk	Team	GP	Total	Avg
1	GER	1	25	25.0
2	CAN	1	23	23.0
2	JPN	1	23	23.0
4	AUS	1	22	22.0
5	IRI	2	42	21.0
6	BRA	2	37	18.5
6	USA	2	37	18.5
8	CHN	2	35	17.5
9	SWE	2	33	16.5
10	RSA	1	16	16.0
11	ISR	2	29	14.5
12	GBR	1	10	10.0

**TURNOVERS**

Rk	Team	GP	Total	Avg
1	CHN	2	37	18.5
2	RSA	1	16	16.0
3	BRA	2	31	15.5
4	CAN	1	12	12.0
5	ISR	2	23	11.5
6	AUS	1	11	11.0
6	GER	1	11	11.0
8	SWE	2	20	10.0
9	USA	2	19	9.5
10	IRI	2	18	9.0
11	JPN	1	8	8.0
12	GBR	1	7	7.0

**STEALS**

Rk	Team	GP	Total	Avg
1	USA	2	20	10.0
2	AUS	1	10	10.0
3	IRI	2	18	9.0
4	GBR	1	8	8.0
5	ISR	2	14	7.0
6	BRA	2	12	6.0
7	GER	1	5	5.0
7	RSA	1	5	5.0
9	SWE	2	8	4.0
10	JPN	1	4	4.0
11	CHN	2	6	3.0
12	CAN	1	3	3.0

**BLOCKED SHOTS**

Rk	Team	GP	Total	Avg
1	CAN	1	2	2.0
1	GBR	1	2	2.0
3	ISR	2	2	1.0
3	SWE	2	2	1.0
3	USA	2	2	1.0
6	IRI	2	1	0.5
7	AUS	1		
7	BRA	2		
7	CHN	2		
7	GER	1		
7	JPN	1		
7	RSA	1		

**Legend:**

% Shooting Percentage      Avg Average per Game      Def Defensive Rebounds      GP Games Played  
M/A Made/Attempt      Off Offensive Rebounds      Rk Rank

**INDIVIDUAL STATISTICS** As of 7 SEP 2008

个人技术统计

**POINTS (by average)**

Rk	Name	Team	GP	Total	Avg
1	NORTJE R	RSA	1	25	25.0
2	AHMADI A	IRI	1	24	24.0
2	TAYLOR N	RSA	1	24	24.0
4	GHOLAM AZAD V	IRI	1	18	18.0
5	GHARIBLOO M	IRI	1	14	14.0
6	TORFI MENESHIDI A	IRI	1	12	12.0
7	WAITES G	RSA	1	5	5.0
8	PAPENFUS M	RSA	1	4	4.0
9	DAGHAGHELEPOUR A	IRI	1	3	3.0
10	CURLE DN	RSA	1	2	2.0

2 more players tied

**REBOUNDS**

Rk	Name	Team	GP	Off	Def	Total	Avg
1	GHARIBLOO M	IRI	1	1	10	11	11.0
2	GHOLAM AZAD V	IRI	1	3	7	10	10.0
2	NORTJE R	RSA	1	2	8	10	10.0
4	CURLE DN	RSA	1	1	7	8	8.0
5	TORFI MENESHIDI A	IRI	1	2	5	7	7.0
6	TAYLOR N	RSA	1		5	5	5.0
7	AHMADI A	IRI	1		4	4	4.0
7	PAPENFUS M	RSA	1	2	2	4	4.0
9	WAITES G	RSA	1	1	2	3	3.0
10	DAGHAGHELEPOUR A	IRI	1	1	1	2	2.0

4 more players tied

**FOULS ON**

Rk	Name	Team	GP	Total	Avg
1	NORTJE R	RSA	1	12	12.0
2	TORFI MENESHIDI A	IRI	1	6	6.0
3	AHMADI A	IRI	1	4	4.0
4	CURLE DN	RSA	1	3	3.0
4	GHARIBLOO M	IRI	1	3	3.0
6	DAGHAGHELEPOUR A	IRI	1	2	2.0
7	GHOLAM AZAD V	IRI	1	1	1.0
7	GOVENDER J	RSA	1	1	1.0
7	TAYLOR N	RSA	1	1	1.0
7	WAITES G	RSA	1	1	1.0

**STEALS**

Rk	Name	Team	GP	Total	Avg
1	TORFI MENESHIDI A	IRI	1	3	3.0
2	AHMADI A	IRI	1	2	2.0
2	CURLE DN	RSA	1	2	2.0
2	DAGHAGHELEPOUR A	IRI	1	2	2.0
5	GHARIBLOO M	IRI	1	1	1.0
5	HOSSEIN POUR E	IRI	1	1	1.0
5	PAPENFUS M	RSA	1	1	1.0
5	TAYLOR N	RSA	1	1	1.0
5	ZONKE T	RSA	1	1	1.0

**POINTS (by total)**

Rk	Name	Team	GP	Avg	Total
1	NORTJE R	RSA	1	25.0	25
2	AHMADI A	IRI	1	24.0	24
2	TAYLOR N	RSA	1	24.0	24
4	GHOLAM AZAD V	IRI	1	18.0	18
5	GHARIBLOO M	IRI	1	14.0	14
6	TORFI MENESHIDI A	IRI	1	12.0	12
7	WAITES G	RSA	1	5.0	5
8	PAPENFUS M	RSA	1	4.0	4
9	DAGHAGHELEPOUR A	IRI	1	3.0	3
10	CURLE DN	RSA	1	2.0	2

2 more players tied

**ASSISTS**

Rk	Name	Team	GP	Total	Avg
1	AHMADI A	IRI	1	10	10.0
2	TAYLOR N	RSA	1	4	4.0
3	CURLE DN	RSA	1	3	3.0
4	DAGHAGHELEPOUR A	IRI	1	2	2.0
5	BOLAGHINALOU S	IRI	1	1	1.0
5	HOSSEIN POUR E	IRI	1	1	1.0
5	NORTJE R	RSA	1	1	1.0
5	PAPENFUS M	RSA	1	1	1.0
5	TORFI MENESHIDI A	IRI	1	1	1.0

**BLOCKED SHOTS**

Rk	Name	Team	GP	Total	Avg

**TURNOVERS**

Rk	Name	Team	GP	Total	Avg
1	TAYLOR N	RSA	1	5	5.0
2	NORTJE R	RSA	1	4	4.0
3	PAPENFUS M	RSA	1	3	3.0
4	HOSSEIN POUR E	IRI	1	2	2.0
4	TORFI MENESHIDI A	IRI	1	2	2.0
4	ZONKE T	RSA	1	2	2.0
7	AHMADI A	IRI	1	1	1.0
7	CURLE DN	RSA	1	1	1.0
7	DAGHAGHELEPOUR A	IRI	1	1	1.0
7	GHOLAM AZAD V	IRI	1	1	1.0

**INDIVIDUAL STATISTICS** As of 7 SEP 2008

个人技术统计

**TOTAL FIELD GOALS % (8 attempts/game minimum)**

Rk	Name	Team	GP	M/A	%
1	AHMADI A	IRI	1	9/15	60.0
2	GHOLAM AZAD V	IRI	1	9/17	52.9
3	TAYLOR N	RSA	1	10/19	52.6
4	NORTJE R	RSA	1	9/19	47.4
5	GHARIBLOO M	IRI	1	6/14	42.8
5	TORFI MENESHIDI A	IRI	1	6/14	42.8

**TOTAL FIELD GOALS MADE**

Rk	Name	Team	GP	Total	Avg
1	TAYLOR N	RSA	1	10	10.0
2	AHMADI A	IRI	1	9	9.0
2	GHOLAM AZAD V	IRI	1	9	9.0
2	NORTJE R	RSA	1	9	9.0
5	GHARIBLOO M	IRI	1	6	6.0
5	TORFI MENESHIDI A	IRI	1	6	6.0
7	PAPENFUS M	RSA	1	2	2.0
7	WAITES G	RSA	1	2	2.0
9	DAGHAGHELEPOUR A	IRI	1	1	1.0
9	HOSSEIN POUR E	IRI	1	1	1.0

1 more players tied

**2 POINTS FIELD GOALS MADE**

Rk	Name	Team	GP	Total	Avg
1	GHOLAM AZAD V	IRI	1	9	9.0
1	NORTJE R	RSA	1	9	9.0
3	AHMADI A	IRI	1	7	7.0
4	GHARIBLOO M	IRI	1	6	6.0
4	TAYLOR N	RSA	1	6	6.0
4	TORFI MENESHIDI A	IRI	1	6	6.0
7	PAPENFUS M	RSA	1	2	2.0
7	WAITES G	RSA	1	2	2.0
9	HOSSEIN POUR E	IRI	1	1	1.0
9	ZONKE T	RSA	1	1	1.0

**2 POINTS FIELD GOALS % (6 attempts/game minimum)**

Rk	Name	Team	GP	M/A	%
1	AHMADI A	IRI	1	7/9	77.8
2	TAYLOR N	RSA	1	6/8	75.0
3	GHOLAM AZAD V	IRI	1	9/17	52.9
4	NORTJE R	RSA	1	9/18	50.0
5	GHARIBLOO M	IRI	1	6/13	46.2
6	TORFI MENESHIDI A	IRI	1	6/14	42.8
7	PAPENFUS M	RSA	1	2/7	28.6

**3 POINTS FIELD GOALS % (2 attempts/game minimum)**

Rk	Name	Team	GP	M/A	%
1	TAYLOR N	RSA	1	4/11	36.4
2	AHMADI A	IRI	1	2/6	33.3
3	DAGHAGHELEPOUR A	IRI	1	1/3	33.3

**3 POINTS FIELD GOALS MADE**

Rk	Name	Team	GP	Total	Avg
1	TAYLOR N	RSA	1	4	4.0
2	AHMADI A	IRI	1	2	2.0
3	DAGHAGHELEPOUR A	IRI	1	1	1.0

**FREE THROWS % (3 attempts/game minimum)**

Rk	Name	Team	GP	M/A	%
1	AHMADI A	IRI	1	4/6	66.7
2	NORTJE R	RSA	1	7/11	63.6
3	CURLE DN	RSA	1	2/6	33.3
4	DAGHAGHELEPOUR A	IRI	1	0/4	0.0
4	TORFI MENESHIDI A	IRI	1	0/3	0.0

**FREE THROWS MADE**

Rk	Name	Team	GP	Total	Avg
1	NORTJE R	RSA	1	7	7.0
2	AHMADI A	IRI	1	4	4.0
3	CURLE DN	RSA	1	2	2.0
3	GHARIBLOO M	IRI	1	2	2.0
5	WAITES G	RSA	1	1	1.0

**Note:**

All Players eligible for these statistics must have played at least 50% of all games

**Legend:**

% Shooting Percentage      Avg Average per Game      Def Defensive Rebounds      GP Games Played  
M/A Made/Attempt      Off Offensive Rebounds      Rk Rank



## INDIVIDUAL STATISTICS As of 8 SEP 2008

个人技术统计

### POINTS (by average)

Rk	Name	Team	GP	Total	Avg
1	EVESON J	AUS	1	39	39.0
2	AHMADI A	IRI	2	52	26.0
3	ANDERSON P	CAN	2	45	22.5
4	GHARIBLOO M	IRI	2	43	21.5
5	MEISHAR D	ISR	2	42	21.0
5	TAYLOR N	RSA	2	42	21.0
7	MUNN S	GBR	1	19	19.0
8	H Aidari H	SWE	2	35	17.5
8	TORFI MENESHIDI A	IRI	2	35	17.5
10	HALL J	GBR	1	17	17.0

### POINTS (by total)

Rk	Name	Team	GP	Avg	Total
1	AHMADI A	IRI	2	26.0	52
2	ANDERSON P	CAN	2	22.5	45
3	GHARIBLOO M	IRI	2	21.5	43
4	MEISHAR D	ISR	2	21.0	42
4	TAYLOR N	RSA	2	21.0	42
6	EVESON J	AUS	1	39.0	39
7	Haidari H	SWE	2	17.5	35
7	TORFI MENESHIDI A	IRI	2	17.5	35
9	GUSTAVSSON J	SWE	2	15.5	31
9	NUNES I	BRA	2	15.5	31

### REBOUNDS

Rk	Name	Team	GP	Off	Def	Total	Avg
1	GHARIBLOO M	IRI	2	5	24	29	14.5
2	MEISHAR D	ISR	2	11	17	28	14.0
3	EVESON J	AUS	1	3	11	14	14.0
4	MUNN S	GBR	1	4	7	11	11.0
5	ANDERSON P	CAN	2	4	16	20	10.0
5	FUJIMOTO R	JPN	2	2	18	20	10.0
5	WALLIN D	SWE	2	4	16	20	10.0
8	TORFI MENESHIDI A	IRI	2	5	14	19	9.5
9	CURLE DN	RSA	2	2	14	16	8.0
9	DROR L	ISR	2	4	12	16	8.0

2 more players tied

### FOULS ON

Rk	Name	Team	GP	Total	Avg
1	Haidari H	SWE	2	18	9.0
2	ANDERSON P	CAN	2	16	8.0
3	EVESON J	AUS	1	8	8.0
4	MEISHAR D	ISR	2	14	7.0
4	NORTJE R	RSA	2	14	7.0
6	GHARIBLOO M	IRI	2	12	6.0
6	SILVA E	BRA	2	12	6.0
8	AHMADI A	IRI	2	10	5.0
8	GLASBRENNER J	USA	2	10	5.0
8	JOHNSON J	CAN	2	10	5.0

1 more players tied

### STEALS

Rk	Name	Team	GP	Total	Avg
1	EVESON J	AUS	1	5	5.0
2	GHARIBLOO M	IRI	2	6	3.0
3	OROGBEMI A	GBR	1	3	3.0
4	GLASBRENNER J	USA	2	5	2.5
5	DOR OIA	ISR	2	4	2.0
5	Haidari H	SWE	2	4	2.0
5	JOHNSON J	CAN	2	4	2.0
5	SCOTT M	USA	2	4	2.0
5	TAYLOR N	RSA	2	4	2.0
5	TORFI MENESHIDI A	IRI	2	4	2.0

### ASSISTS

Rk	Name	Team	GP	Total	Avg
1	AHMADI A	IRI	2	18	9.0
2	EVESON J	AUS	1	8	8.0
3	Haidari H	SWE	2	15	7.5
4	PAYE M	USA	2	11	5.5
5	ANDERSON P	CAN	2	10	5.0
6	DUREPOS D	CAN	2	8	4.0
7	OROGBEMI A	GBR	1	4	4.0
8	HENDEL L	ISR	2	7	3.5
8	LEHRMAN A	ISR	2	7	3.5
8	SCHULTE P	USA	2	7	3.5

### BLOCKED SHOTS

Rk	Name	Team	GP	Total	Avg
1	ANDERSON P	CAN	2	2	1.0
2	BESTWICK J	GBR	1	1	1.0
2	BYQVIST P	SWE	1	1	1.0
2	BYWATER T	GBR	1	1	1.0
5	BIENEK A	GER	2	1	0.5
5	CHAMBERS J	USA	2	1	0.5
5	CURLE DN	RSA	2	1	0.5
5	ENG D	CAN	2	1	0.5
5	GUSTAVSSON J	SWE	2	1	0.5
5	JOHNSON J	CAN	2	1	0.5

4 more players tied

### TURNOVERS

Rk	Name	Team	GP	Total	Avg
1	TAYLOR N	RSA	2	11	5.5
2	NUNES I	BRA	2	9	4.5
3	Haidari H	SWE	2	6	3.0
3	NORTJE R	RSA	2	6	3.0
3	PAPENFUS M	RSA	2	6	3.0
3	SILVA E	BRA	2	6	3.0
7	KING A	AUS	1	3	3.0
7	NORRIS S	AUS	1	3	3.0
9	CURLE DN	RSA	2	5	2.5
9	DAGHAGHELEPOUR A	IRI	2	5	2.5

8 more players tied



**INDIVIDUAL STATISTICS** As of 8 SEP 2008

个人技术统计

**TOTAL FIELD GOALS % (8 attempts/game minimum)**

Rk	Name	Team	GP	M/A	%
1	CHAMBERS J	USA	2	12/17	70.6
2	MUNN S	GBR	1	9/14	64.3
3	EVESON J	AUS	1	16/26	61.5
4	TAYLOR N	RSA	2	17/29	58.6
5	GHARIBLOO M	IRI	2	19/33	57.6
6	DROR L	ISR	2	13/23	56.5
7	SCHULTE P	USA	2	12/22	54.5
8	ANDERSON P	CAN	2	14/26	53.8
9	HALL J	GBR	1	7/13	53.8
10	GUSTAVSSON J	SWE	2	12/23	52.2

**TOTAL FIELD GOALS MADE**

Rk	Name	Team	GP	Total	Avg
1	EVESON J	AUS	1	16	16.0
2	GHARIBLOO M	IRI	2	19	9.5
3	AHMADI A	IRI	2	18	9.0
4	MUNN S	GBR	1	9	9.0
5	TAYLOR N	RSA	2	17	8.5
6	TORFI MENESHIDI A	IRI	2	16	8.0
7	MEISHAR D	ISR	2	15	7.5
8	ANDERSON P	CAN	2	14	7.0
8	NUNES I	BRA	2	14	7.0
10	HALL J	GBR	1	7	7.0

1 more players tied

**2 POINTS FIELD GOALS MADE**

Rk	Name	Team	GP	Total	Avg
1	EVESON J	AUS	1	16	16.0
2	GHARIBLOO M	IRI	2	19	9.5
3	MUNN S	GBR	1	9	9.0
4	TORFI MENESHIDI A	IRI	2	16	8.0
5	MEISHAR D	ISR	2	15	7.5
6	NORRIS S	AUS	1	7	7.0
7	DROR L	ISR	2	13	6.5
7	Haidari H	SWE	2	13	6.5
7	NUNES I	BRA	2	13	6.5
10	ANDERSON P	CAN	2	12	6.0

2 more players tied

**3 POINTS FIELD GOALS MADE**

Rk	Name	Team	GP	Total	Avg
1	AHMADI A	IRI	2	9	4.5
2	TAYLOR N	RSA	2	8	4.0
3	SCHULTE P	USA	2	5	2.5
4	HALL J	GBR	1	2	2.0
4	HESAMY ZADEH Z	IRI	1	2	2.0
6	KOZAI H	JPN	2	3	1.5
7	ANDERSON P	CAN	2	2	1.0
7	CURLE DN	RSA	2	2	1.0
7	DUREPOS D	CAN	2	2	1.0
7	SCOTT M	USA	2	2	1.0

**3 POINTS FIELD GOALS % (2 attempts/game minimum)**

Rk	Name	Team	GP	M/A	%
1	SCHULTE P	USA	2	5/7	71.4
2	HALL J	GBR	1	2/3	66.7
3	CURLE DN	RSA	2	2/4	50.0
3	HESAMY ZADEH Z	IRI	1	2/4	50.0
5	TAYLOR N	RSA	2	8/17	47.1
6	AHMADI A	IRI	2	9/22	40.9
7	DUREPOS D	CAN	2	2/5	40.0
8	ANDERSON P	CAN	2	2/6	33.3
9	LANCIA A	CAN	2	1/3	33.3
9	SILVA E	BRA	2	1/3	33.3

**FREE THROWS % (3 attempts/game minimum)**

Rk	Name	Team	GP	M/A	%
1	POLLOCK J	GBR	1	4/4	100.0
2	GHARIBLOO M	IRI	2	5/6	83.3
3	WALLIN D	SWE	2	4/5	80.0
4	AHMADI A	IRI	2	7/9	77.8
5	MEISHAR D	ISR	2	12/16	75.0
6	LINDEN J	SWE	1	3/4	75.0
7	ROZENBERG R	ISR	2	5/7	71.4
8	PASSIWAN D	GER	2	9/13	69.2
9	ENG D	CAN	2	4/6	66.7
9	KOHLSTROM P	SWE	2	4/6	66.7

**FREE THROWS MADE**

Rk	Name	Team	GP	Total	Avg
1	ANDERSON P	CAN	2	15	7.5
2	EVESON J	AUS	1	7	7.0
3	MEISHAR D	ISR	2	12	6.0
4	SILVA E	BRA	2	11	5.5
5	Haidari H	SWE	2	9	4.5
5	PASSIWAN D	GER	2	9	4.5
7	POLLOCK J	GBR	1	4	4.0
8	AHMADI A	IRI	2	7	3.5
8	GLASBRENNER J	USA	2	7	3.5
8	GUSTAVSSON J	SWE	2	7	3.5

2 more players tied

**Note:**

All Players eligible for these statistics must have played at least 50% of all games

**Legend:**

% Shooting Percentage      Avg Average per Game      Def Defensive Rebounds      GP Games Played  
M/A Made/Attempt      Off Offensive Rebounds      Rk Rank





## INDIVIDUAL STATISTICS As of 8 SEP 2008

个人技术统计

### POINTS (by average)

Rk	Name	Team	GP	Total	Avg
1	EVESON J	AUS	1	39	39.0
2	AHMADI A	IRI	2	52	26.0
3	ANDERSON P	CAN	2	45	22.5
4	GHARIBLOO M	IRI	2	43	21.5
5	MEISHAR D	ISR	2	42	21.0
5	TAYLOR N	RSA	2	42	21.0
7	KOZAI H	JPN	2	39	19.5
8	MUNN S	GBR	1	19	19.0
9	HAIDARI H	SWE	2	35	17.5
9	TORFI MENESHIDI A	IRI	2	35	17.5

### POINTS (by total)

Rk	Name	Team	GP	Avg	Total
1	AHMADI A	IRI	2	26.0	52
2	ANDERSON P	CAN	2	22.5	45
3	GHARIBLOO M	IRI	2	21.5	43
4	MEISHAR D	ISR	2	21.0	42
4	TAYLOR N	RSA	2	21.0	42
6	EVESON J	AUS	1	39.0	39
6	KOZAI H	JPN	2	19.5	39
8	HAIDARI H	SWE	2	17.5	35
8	TORFI MENESHIDI A	IRI	2	17.5	35
10	GUSTAVSSON J	SWE	2	15.5	31

1 more players tied

### ASSISTS

Rk	Name	Team	GP	Total	Avg
1	AHMADI A	IRI	2	18	9.0
2	EVESON J	AUS	1	8	8.0
3	HAIDARI H	SWE	2	15	7.5
4	PAYE M	USA	2	11	5.5
5	ANDERSON P	CAN	2	10	5.0
6	DUREPOS D	CAN	2	8	4.0
7	OROGBEMI A	GBR	1	4	4.0
8	HENDEL L	ISR	2	7	3.5
8	LEHMANN L	GER	2	7	3.5
8	LEHRMAN A	ISR	2	7	3.5

1 more players tied

### FOULS ON

Rk	Name	Team	GP	Total	Avg
1	HAIDARI H	SWE	2	18	9.0
2	ANDERSON P	CAN	2	16	8.0
3	EVESON J	AUS	1	8	8.0
4	MEISHAR D	ISR	2	14	7.0
4	NORTJE R	RSA	2	14	7.0
6	GHARIBLOO M	IRI	2	12	6.0
6	SILVA E	BRA	2	12	6.0
8	FUJIMOTO R	JPN	2	11	5.5
9	AHMADI A	IRI	2	10	5.0
9	GLASBRENNER J	USA	2	10	5.0

2 more players tied

### STEALS

Rk	Name	Team	GP	Total	Avg
1	EVESON J	AUS	1	5	5.0
2	GHARIBLOO M	IRI	2	6	3.0
3	OROGBEMI A	GBR	1	3	3.0
4	GLASBRENNER J	USA	2	5	2.5
5	DOR OIA	ISR	2	4	2.0
5	HAIDARI H	SWE	2	4	2.0
5	JOHNSON J	CAN	2	4	2.0
5	SCOTT M	USA	2	4	2.0
5	TAYLOR N	RSA	2	4	2.0
5	TORFI MENESHIDI A	IRI	2	4	2.0

### BLOCKED SHOTS

Rk	Name	Team	GP	Total	Avg
1	ANDERSON P	CAN	2	2	1.0
2	BESTWICK J	GBR	1	1	1.0
2	BYQVIST P	SWE	1	1	1.0
2	BYWATER T	GBR	1	1	1.0
5	BIENEK A	GER	2	1	0.5
5	CHAMBERS J	USA	2	1	0.5
5	CURLE DN	RSA	2	1	0.5
5	ENG D	CAN	2	1	0.5
5	GUSTAVSSON J	SWE	2	1	0.5
5	JOHNSON J	CAN	2	1	0.5

4 more players tied

### TURNOVERS

Rk	Name	Team	GP	Total	Avg
1	TAYLOR N	RSA	2	11	5.5
2	NUNES I	BRA	2	9	4.5
3	SUZUKI A	JPN	2	7	3.5
4	HAIDARI H	SWE	2	6	3.0
4	NORTJE R	RSA	2	6	3.0
4	PAPENFUS M	RSA	2	6	3.0
4	SILVA E	BRA	2	6	3.0
8	KING A	AUS	1	3	3.0
8	NORRIS S	AUS	1	3	3.0
10	CHRISTINK L	GER	2	5	2.5

10 more players tied

**INDIVIDUAL STATISTICS** As of 8 SEP 2008

个人技术统计

**TOTAL FIELD GOALS % (8 attempts/game minimum)**

Rk	Name	Team	GP	M/A	%
1	CHAMBERS J	USA	2	12/17	70.6
2	MUNN S	GBR	1	9/14	64.3
3	EVESON J	AUS	1	16/26	61.5
4	TAYLOR N	RSA	2	17/29	58.6
5	GHARIBLOO M	IRI	2	19/33	57.6
6	DROR L	ISR	2	13/23	56.5
7	SCHULTE P	USA	2	12/22	54.5
8	ANDERSON P	CAN	2	14/26	53.8
9	HALL J	GBR	1	7/13	53.8
10	KOHLER-LENZ D	GER	2	8/15	53.3

**TOTAL FIELD GOALS MADE**

Rk	Name	Team	GP	Total	Avg
1	EVESON J	AUS	1	16	16.0
2	GHARIBLOO M	IRI	2	19	9.5
3	AHMADI A	IRI	2	18	9.0
4	MUNN S	GBR	1	9	9.0
5	TAYLOR N	RSA	2	17	8.5
6	KOZAI H	JPN	2	16	8.0
6	TORFI MENESHIDI A	IRI	2	16	8.0
8	MEISHAR D	ISR	2	15	7.5
9	ANDERSON P	CAN	2	14	7.0
9	NUNES I	BRA	2	14	7.0

**2 POINTS FIELD GOALS % (6 attempts/game minimum)**

Rk	Name	Team	GP	M/A	%
1	TAYLOR N	RSA	2	9/12	75.0
2	CHAMBERS J	USA	2	12/17	70.6
3	AHMADI A	IRI	2	9/13	69.2
3	GLASBRENNER J	USA	2	9/13	69.2
3	SUZUKI A	JPN	2	9/13	69.2
6	EVESON J	AUS	1	16/24	66.7
7	MUNN S	GBR	1	9/14	64.3
8	POLLOCK J	GBR	1	5/8	62.5
9	ANDERSON P	CAN	2	12/20	60.0
10	GHARIBLOO M	IRI	2	19/32	59.4

**2 POINTS FIELD GOALS MADE**

Rk	Name	Team	GP	Total	Avg
1	EVESON J	AUS	1	16	16.0
2	GHARIBLOO M	IRI	2	19	9.5
3	MUNN S	GBR	1	9	9.0
4	TORFI MENESHIDI A	IRI	2	16	8.0
5	MEISHAR D	ISR	2	15	7.5
6	NORRIS S	AUS	1	7	7.0
7	DROR L	ISR	2	13	6.5
7	HAIDARI H	SWE	2	13	6.5
7	NUNES I	BRA	2	13	6.5
10	ANDERSON P	CAN	2	12	6.0

**3 POINTS FIELD GOALS % (2 attempts/game minimum)**

Rk	Name	Team	GP	M/A	%
1	SCHULTE P	USA	2	5/7	71.4
2	HALL J	GBR	1	2/3	66.7
3	CURLE DN	RSA	2	2/4	50.0
3	HESAMY ZADEH Z	IRI	1	2/4	50.0
5	TAYLOR N	RSA	2	8/17	47.1
6	AHMADI A	IRI	2	9/22	40.9
7	DUREPOS D	CAN	2	2/5	40.0
8	KOZAI H	JPN	2	4/12	33.3
9	ANDERSON P	CAN	2	2/6	33.3
10	LANCIA A	CAN	2	1/3	33.3

**3 POINTS FIELD GOALS MADE**

Rk	Name	Team	GP	Total	Avg
1	AHMADI A	IRI	2	9	4.5
2	TAYLOR N	RSA	2	8	4.0
3	SCHULTE P	USA	2	5	2.5
4	KOZAI H	JPN	2	4	2.0
5	HALL J	GBR	1	2	2.0
5	HESAMY ZADEH Z	IRI	1	2	2.0
7	ANDERSON P	CAN	2	2	1.0
7	CURLE DN	RSA	2	2	1.0
7	DUREPOS D	CAN	2	2	1.0
7	SCOTT M	USA	2	2	1.0

1 more players tied

**FREE THROWS % (3 attempts/game minimum)**

Rk	Name	Team	GP	M/A	%
1	POLLOCK J	GBR	1	4/4	100.0
2	GHARIBLOO M	IRI	2	5/6	83.3
3	WALLIN D	SWE	2	4/5	80.0
4	AHMADI A	IRI	2	7/9	77.8
5	MEISHAR D	ISR	2	12/16	75.0
6	LINDEN J	SWE	1	3/4	75.0
7	ROZENBERG R	ISR	2	5/7	71.4
8	PASSIWAN D	GER	2	9/13	69.2
9	ENG D	CAN	2	4/6	66.7
9	KOHLSTROM P	SWE	2	4/6	66.7

**FREE THROWS MADE**

Rk	Name	Team	GP	Total	Avg
1	ANDERSON P	CAN	2	15	7.5
2	EVESON J	AUS	1	7	7.0
3	MEISHAR D	ISR	2	12	6.0
4	SILVA E	BRA	2	11	5.5
5	HAIDARI H	SWE	2	9	4.5
5	PASSIWAN D	GER	2	9	4.5
7	POLLOCK J	GBR	1	4	4.0
8	AHMADI A	IRI	2	7	3.5
8	GLASBRENNER J	USA	2	7	3.5
8	GUSTAVSSON J	SWE	2	7	3.5

2 more players tied

**Note:**

All Players eligible for these statistics must have played at least 50% of all games

**Legend:**

% Shooting Percentage      Avg Average per Game      Def Defensive Rebounds      GP Games Played  
M/A Made/Attempt      Off Offensive Rebounds      Rk Rank

INDIVIDUAL STATISTICS As of 8 SEP 2008

个人技术统计

POINTS (by average)

Rk	Name	Team	GP	Total	Avg
1	EVESON J	AUS	2	53	26.5
2	AHMADI A	IRI	2	52	26.0
3	ANDERSON P	CAN	2	45	22.5
4	GHARIBLOO M	IRI	2	43	21.5
5	MEISHAR D	ISR	2	42	21.0
5	TAYLOR N	RSA	2	42	21.0
7	KOZAI H	JPN	2	39	19.5
8	H Aidari H	SWE	2	35	17.5
8	TORFI MENESHIDI A	IRI	2	35	17.5
10	GUSTAVSSON J	SWE	2	31	15.5

2 more players tied

REBOUNDS

Rk	Name	Team	GP	Off	Def	Total	Avg
1	GHARIBLOO M	IRI	2	5	24	29	14.5
2	MEISHAR D	ISR	2	11	17	28	14.0
3	FUJIMOTO R	JPN	2	2	24	26	13.0
4	EVESON J	AUS	2	4	17	21	10.5
4	KOHLER-LENZ D	GER	2	4	17	21	10.5
6	ANDERSON P	CAN	2	4	16	20	10.0
6	WALLIN D	SWE	2	4	16	20	10.0
8	TORFI MENESHIDI A	IRI	2	5	14	19	9.5
9	CURLE DN	RSA	2	2	14	16	8.0
9	DROR L	ISR	2	4	12	16	8.0

2 more players tied

FOULS ON

Rk	Name	Team	GP	Total	Avg
1	Haidari H	SWE	2	18	9.0
2	ANDERSON P	CAN	2	16	8.0
3	MEISHAR D	ISR	2	14	7.0
3	NORTJE R	RSA	2	14	7.0
5	GHARIBLOO M	IRI	2	12	6.0
5	SILVA E	BRA	2	12	6.0
7	FUJIMOTO R	JPN	2	11	5.5
7	NESS B	AUS	2	11	5.5
9	AHMADI A	IRI	2	10	5.0
9	GLASBRENNER J	USA	2	10	5.0

2 more players tied

STEALS

Rk	Name	Team	GP	Total	Avg
1	GHARIBLOO M	IRI	2	6	3.0
2	EVESON J	AUS	2	5	2.5
2	GLASBRENNER J	USA	2	5	2.5
4	DOR OIA	ISR	2	4	2.0
4	Haidari H	SWE	2	4	2.0
4	JOHNSON J	CAN	2	4	2.0
4	SCOTT M	USA	2	4	2.0
4	TAYLOR N	RSA	2	4	2.0
4	TORFI MENESHIDI A	IRI	2	4	2.0
10	FUJIMOTO R	JPN	2	3	1.5

8 more players tied

POINTS (by total)

Rk	Name	Team	GP	Avg	Total
1	EVESON J	AUS	2	26.5	53
2	AHMADI A	IRI	2	26.0	52
3	ANDERSON P	CAN	2	22.5	45
4	GHARIBLOO M	IRI	2	21.5	43
5	MEISHAR D	ISR	2	21.0	42
5	TAYLOR N	RSA	2	21.0	42
7	KOZAI H	JPN	2	19.5	39
8	Haidari H	SWE	2	17.5	35
8	TORFI MENESHIDI A	IRI	2	17.5	35
10	GUSTAVSSON J	SWE	2	15.5	31

2 more players tied

ASSISTS

Rk	Name	Team	GP	Total	Avg
1	AHMADI A	IRI	2	18	9.0
2	Haidari H	SWE	2	15	7.5
3	PAYE M	USA	2	11	5.5
4	ANDERSON P	CAN	2	10	5.0
5	DUREPOS D	CAN	2	8	4.0
5	EVESON J	AUS	2	8	4.0
7	HENDEL L	ISR	2	7	3.5
7	LEHMANN L	GER	2	7	3.5
7	LEHRMAN A	ISR	2	7	3.5
7	SCHULTE P	USA	2	7	3.5

BLOCKED SHOTS

Rk	Name	Team	GP	Total	Avg
1	ANDERSON P	CAN	2	2	1.0
2	BYQVIST P	SWE	1	1	1.0
3	BESTWICK J	GBR	2	1	0.5
3	BIENEK A	GER	2	1	0.5
3	BYWATER T	GBR	2	1	0.5
3	CHAMBERS J	USA	2	1	0.5
3	CURLE DN	RSA	2	1	0.5
3	ENG D	CAN	2	1	0.5
3	GUSTAVSSON J	SWE	2	1	0.5
3	JOHNSON J	CAN	2	1	0.5

4 more players tied

TURNOVERS

Rk	Name	Team	GP	Total	Avg
1	TAYLOR N	RSA	2	11	5.5
2	NUNES I	BRA	2	9	4.5
3	SUZUKI A	JPN	2	7	3.5
4	Haidari H	SWE	2	6	3.0
4	NORTJE R	RSA	2	6	3.0
4	PAPENFUS M	RSA	2	6	3.0
4	SILVA E	BRA	2	6	3.0
8	CHRISTINK L	GER	2	5	2.5
8	CURLE DN	RSA	2	5	2.5
8	DAGHAGHELEPOUR A	IRI	2	5	2.5

8 more players tied


**INDIVIDUAL STATISTICS** As of 8 SEP 2008

个人技术统计

**TOTAL FIELD GOALS % (8 attempts/game minimum)**

Rk	Name	Team	GP	M/A	%
1	CHAMBERS J	USA	2	12/17	70.6
2	EVESON J	AUS	2	22/36	61.1
3	TAYLOR N	RSA	2	17/29	58.6
4	GHARIBLOO M	IRI	2	19/33	57.6
5	DROR L	ISR	2	13/23	56.5
6	SCHULTE P	USA	2	12/22	54.5
7	ANDERSON P	CAN	2	14/26	53.8
8	KOHLER-LENZ D	GER	2	8/15	53.3
9	HALL J	GBR	2	10/19	52.6
10	GUSTAVSSON J	SWE	2	12/23	52.2

**TOTAL FIELD GOALS MADE**

Rk	Name	Team	GP	Total	Avg
1	EVESON J	AUS	2	22	11.0
2	GHARIBLOO M	IRI	2	19	9.5
3	AHMADI A	IRI	2	18	9.0
4	TAYLOR N	RSA	2	17	8.5
5	KOZAI H	JPN	2	16	8.0
5	TORFI MENESHIDI A	IRI	2	16	8.0
7	MEISHAR D	ISR	2	15	7.5
8	ANDERSON P	CAN	2	14	7.0
8	NORRIS S	AUS	2	14	7.0
8	NUNES I	BRA	2	14	7.0

**2 POINTS FIELD GOALS % (6 attempts/game minimum)**

Rk	Name	Team	GP	M/A	%
1	TAYLOR N	RSA	2	9/12	75.0
2	CHAMBERS J	USA	2	12/17	70.6
3	AHMADI A	IRI	2	9/13	69.2
3	GLASBRENNER J	USA	2	9/13	69.2
3	SUZUKI A	JPN	2	9/13	69.2
6	EVESON J	AUS	2	21/32	65.6
7	ANDERSON P	CAN	2	12/20	60.0
8	GHARIBLOO M	IRI	2	19/32	59.4
9	HALL J	GBR	2	8/14	57.1
9	KOHLER-LENZ D	GER	2	8/14	57.1

**2 POINTS FIELD GOALS MADE**

Rk	Name	Team	GP	Total	Avg
1	EVESON J	AUS	2	21	10.5
2	GHARIBLOO M	IRI	2	19	9.5
3	TORFI MENESHIDI A	IRI	2	16	8.0
4	MEISHAR D	ISR	2	15	7.5
5	NORRIS S	AUS	2	14	7.0
6	DROR L	ISR	2	13	6.5
6	H Aidari H	SWE	2	13	6.5
6	NUNES I	BRA	2	13	6.5
9	ANDERSON P	CAN	2	12	6.0
9	CHAMBERS J	USA	2	12	6.0

**3 POINTS FIELD GOALS % (2 attempts/game minimum)**

Rk	Name	Team	GP	M/A	%
1	SCHULTE P	USA	2	5/7	71.4
2	CURLE DN	RSA	2	2/4	50.0
2	HESAMY ZADEH Z	IRI	1	2/4	50.0
4	TAYLOR N	RSA	2	8/17	47.1
5	AHMADI A	IRI	2	9/22	40.9
6	DUREPOS D	CAN	2	2/5	40.0
6	HALL J	GBR	2	2/5	40.0
8	KOZAI H	JPN	2	4/12	33.3
9	ANDERSON P	CAN	2	2/6	33.3
10	LANCIA A	CAN	2	1/3	33.3

3 more players tied

**3 POINTS FIELD GOALS MADE**

Rk	Name	Team	GP	Total	Avg
1	AHMADI A	IRI	2	9	4.5
2	TAYLOR N	RSA	2	8	4.0
3	SCHULTE P	USA	2	5	2.5
4	KOZAI H	JPN	2	4	2.0
5	HESAMY ZADEH Z	IRI	1	2	2.0
6	ANDERSON P	CAN	2	2	1.0
6	CURLE DN	RSA	2	2	1.0
6	DUREPOS D	CAN	2	2	1.0
6	HALL J	GBR	2	2	1.0
6	SCOTT M	USA	2	2	1.0

1 more players tied

**FREE THROWS % (3 attempts/game minimum)**

Rk	Name	Team	GP	M/A	%
1	GHARIBLOO M	IRI	2	5/6	83.3
2	WALLIN D	SWE	2	4/5	80.0
3	AHMADI A	IRI	2	7/9	77.8
4	MEISHAR D	ISR	2	12/16	75.0
5	LINDEN J	SWE	1	3/4	75.0
6	ROZENBERG R	ISR	2	5/7	71.4
7	PASSIWAN D	GER	2	9/13	69.2
8	ENG D	CAN	2	4/6	66.7
8	KOHLSTROM P	SWE	2	4/6	66.7
10	SILVA E	BRA	2	11/17	64.7

**FREE THROWS MADE**

Rk	Name	Team	GP	Total	Avg
1	ANDERSON P	CAN	2	15	7.5
2	MEISHAR D	ISR	2	12	6.0
3	SILVA E	BRA	2	11	5.5
4	H Aidari H	SWE	2	9	4.5
4	PASSIWAN D	GER	2	9	4.5
6	EVESON J	AUS	2	8	4.0
6	NESS B	AUS	2	8	4.0
8	AHMADI A	IRI	2	7	3.5
8	GLASBRENNER J	USA	2	7	3.5
8	GUSTAVSSON J	SWE	2	7	3.5

2 more players tied

**Note:**

All Players eligible for these statistics must have played at least 50% of all games

**Legend:**

%	Shooting Percentage	Avg	Average per Game	Def	Defensive Rebounds	GP	Games Played
M/A	Made/Attempt	Off	Offensive Rebounds	Rk	Rank		

## INDIVIDUAL STATISTICS As of 9 SEP 2008

个人技术统计

### POINTS (by average)

Rk	Name	Team	GP	Total	Avg
1	EVESON J	AUS	2	53	26.5
2	ANDERSON P	CAN	2	45	22.5
3	TAYLOR N	RSA	2	42	21.0
4	AHMADI A	IRI	3	56	18.7
5	MEISHAR D	ISR	3	53	17.7
6	H Aidari H	SWE	2	35	17.5
7	DROR L	ISR	3	52	17.3
7	Gharibloo M	IRI	3	52	17.3
9	ROZENBERG R	ISR	3	48	16.0
10	GUSTAVSSON J	SWE	2	31	15.5

1 more players tied

### REBOUNDS

Rk	Name	Team	GP	Off	Def	Total	Avg
1	MEISHAR D	ISR	3	16	22	38	12.7
2	EVESON J	AUS	2	4	17	21	10.5
2	KOHLER-LENZ D	GER	2	4	17	21	10.5
4	FUJIMOTO R	JPN	3	4	27	31	10.3
4	Gharibloo M	IRI	3	6	25	31	10.3
6	ANDERSON P	CAN	2	4	16	20	10.0
6	WALLIN D	SWE	2	4	16	20	10.0
8	DROR L	ISR	3	9	20	29	9.7
9	TORFI MENESHIDI A	IRI	3	7	18	25	8.3
10	CURLE DN	RSA	2	2	14	16	8.0

2 more players tied

### FOULS ON

Rk	Name	Team	GP	Total	Avg
1	Haidari H	SWE	2	18	9.0
2	ANDERSON P	CAN	2	16	8.0
3	NORTJE R	RSA	2	14	7.0
4	MEISHAR D	ISR	3	19	6.3
5	SILVA E	BRA	3	17	5.7
6	NESS B	AUS	2	11	5.5
7	Gharibloo M	IRI	3	15	5.0
8	GLASBRENNER J	USA	2	10	5.0
8	JOHNSON J	CAN	2	10	5.0
10	FUJIMOTO R	JPN	3	14	4.7

1 more players tied

### STEALS

Rk	Name	Team	GP	Total	Avg
1	EVESON J	AUS	2	5	2.5
1	GLASBRENNER J	USA	2	5	2.5
3	Gharibloo M	IRI	3	7	2.3
4	Haidari H	SWE	2	4	2.0
4	JOHNSON J	CAN	2	4	2.0
4	SCOTT M	USA	2	4	2.0
4	TAYLOR N	RSA	2	4	2.0
8	DROR L	ISR	3	5	1.7
8	NUNES I	BRA	3	5	1.7
8	TORFI MENESHIDI A	IRI	3	5	1.7

### POINTS (by total)

Rk	Name	Team	GP	Avg	Total
1	AHMADI A	IRI	3	18.7	56
2	EVESON J	AUS	2	26.5	53
2	MEISHAR D	ISR	3	17.7	53
4	DROR L	ISR	3	17.3	52
4	Gharibloo M	IRI	3	17.3	52
6	ROZENBERG R	ISR	3	16.0	48
7	SILVA E	BRA	3	15.3	46
8	ANDERSON P	CAN	2	22.5	45
9	TAYLOR N	RSA	2	21.0	42
10	KOZAI H	JPN	3	13.7	41

1 more players tied

### ASSISTS

Rk	Name	Team	GP	Total	Avg
1	Haidari H	SWE	2	15	7.5
2	AHMADI A	IRI	3	18	6.0
3	PAYE M	USA	2	11	5.5
4	ANDERSON P	CAN	2	10	5.0
5	DUREPOS D	CAN	2	8	4.0
5	EVESON J	AUS	2	8	4.0
7	LEHMANN L	GER	2	7	3.5
7	LEHRMAN A	ISR	2	7	3.5
7	SCHULTE P	USA	2	7	3.5
10	NUNES I	BRA	3	10	3.3

1 more players tied

### BLOCKED SHOTS

Rk	Name	Team	GP	Total	Avg
1	ANDERSON P	CAN	2	2	1.0
2	BYQVIST P	SWE	1	1	1.0
3	MEISHAR D	ISR	3	2	0.7
4	BESTWICK J	GBR	2	1	0.5
4	BIENEK A	GER	2	1	0.5
4	BYWATER T	GBR	2	1	0.5
4	CHAMBERS J	USA	2	1	0.5
4	CURLE DN	RSA	2	1	0.5
4	ENG D	CAN	2	1	0.5
4	GUSTAVSSON J	SWE	2	1	0.5

2 more players tied

### TURNOVERS

Rk	Name	Team	GP	Total	Avg
1	TAYLOR N	RSA	2	11	5.5
2	NUNES I	BRA	3	11	3.7
3	FUJIMOTO R	JPN	3	9	3.0
3	SUZUKI A	JPN	3	9	3.0
5	Haidari H	SWE	2	6	3.0
5	NORTJE R	RSA	2	6	3.0
5	PAPENFUS M	RSA	2	6	3.0
8	CHRISTINK L	GER	2	5	2.5
8	CURLE DN	RSA	2	5	2.5
8	HUANG X	CHN	2	5	2.5

4 more players tied

**INDIVIDUAL STATISTICS** As of 9 SEP 2008

个人技术统计

**TOTAL FIELD GOALS % (8 attempts/game minimum)**

Rk	Name	Team	GP	M/A	%
1	CHAMBERS J	USA	2	12/17	70.6
2	DROR L	ISR	3	24/38	63.2
3	EVESON J	AUS	2	22/36	61.1
4	TAYLOR N	RSA	2	17/29	58.6
5	GHARIBLOO M	IRI	3	23/40	57.5
6	SCHULTE P	USA	2	12/22	54.5
7	ANDERSON P	CAN	2	14/26	53.8
8	KOHLER-LENZ D	GER	2	8/15	53.3
9	HALL J	GBR	2	10/19	52.6
10	GUSTAVSSON J	SWE	2	12/23	52.2

**TOTAL FIELD GOALS MADE**

Rk	Name	Team	GP	Total	Avg
1	EVESON J	AUS	2	22	11.0
2	TAYLOR N	RSA	2	17	8.5
3	DROR L	ISR	3	24	8.0
4	GHARIBLOO M	IRI	3	23	7.7
5	ANDERSON P	CAN	2	14	7.0
5	NORRIS S	AUS	2	14	7.0
7	AHMADI A	IRI	3	20	6.7
7	MEISHAR D	ISR	3	20	6.7
9	H Aidari H	SWE	2	13	6.5
10	NUNES I	BRA	3	18	6.0

1 more players tied

**2 POINTS FIELD GOALS MADE**

Rk	Name	Team	GP	Total	Avg
1	EVESON J	AUS	2	21	10.5
2	DROR L	ISR	3	24	8.0
3	GHARIBLOO M	IRI	3	23	7.7
4	NORRIS S	AUS	2	14	7.0
5	MEISHAR D	ISR	3	20	6.7
6	H Aidari H	SWE	2	13	6.5
7	ANDERSON P	CAN	2	12	6.0
7	CHAMBERS J	USA	2	12	6.0
7	GUSTAVSSON J	SWE	2	12	6.0
7	MUNN S	GBR	2	12	6.0

**2 POINTS FIELD GOALS % (6 attempts/game minimum)**

Rk	Name	Team	GP	M/A	%
1	SILVA E	BRA	3	14/18	77.8
2	TAYLOR N	RSA	2	9/12	75.0
3	CHAMBERS J	USA	2	12/17	70.6
4	GLASBRENNER J	USA	2	9/13	69.2
5	SUZUKI A	JPN	3	12/18	66.7
6	EVESON J	AUS	2	21/32	65.6
7	DROR L	ISR	3	24/38	63.2
8	ANDERSON P	CAN	2	12/20	60.0
9	GHARIBLOO M	IRI	3	23/39	59.0
10	HALL J	GBR	2	8/14	57.1

1 more players tied

**3 POINTS FIELD GOALS % (2 attempts/game minimum)**

Rk	Name	Team	GP	M/A	%
1	SCHULTE P	USA	2	5/7	71.4
2	CURLE DN	RSA	2	2/4	50.0
3	TAYLOR N	RSA	2	8/17	47.1
4	HESAMY ZADEH Z	IRI	2	4/10	40.0
5	DUREPOS D	CAN	2	2/5	40.0
5	HALL J	GBR	2	2/5	40.0
7	AHMADI A	IRI	3	9/25	36.0
8	ANDERSON P	CAN	2	2/6	33.3
9	LANCIA A	CAN	2	1/3	33.3
10	KOZAI H	JPN	3	4/14	28.6

**3 POINTS FIELD GOALS MADE**

Rk	Name	Team	GP	Total	Avg
1	TAYLOR N	RSA	2	8	4.0
2	AHMADI A	IRI	3	9	3.0
3	SCHULTE P	USA	2	5	2.5
4	HESAMY ZADEH Z	IRI	2	4	2.0
5	KOZAI H	JPN	3	4	1.3
6	NUNES I	BRA	3	3	1.0
7	ANDERSON P	CAN	2	2	1.0
7	CURLE DN	RSA	2	2	1.0
7	DUREPOS D	CAN	2	2	1.0
7	HALL J	GBR	2	2	1.0

1 more players tied

**FREE THROWS MADE**

Rk	Name	Team	GP	Total	Avg
1	ANDERSON P	CAN	2	15	7.5
2	SILVA E	BRA	3	15	5.0
3	H Aidari H	SWE	2	9	4.5
3	PASSIWAN D	GER	2	9	4.5
5	MEISHAR D	ISR	3	13	4.3
6	EVESON J	AUS	2	8	4.0
6	NESS B	AUS	2	8	4.0
8	ROZENBERG R	ISR	3	11	3.7
9	GLASBRENNER J	USA	2	7	3.5
9	GUSTAVSSON J	SWE	2	7	3.5

2 more players tied

**FREE THROWS % (3 attempts/game minimum)**

Rk	Name	Team	GP	M/A	%
1	WALLIN D	SWE	2	4/5	80.0
2	AHMADI A	IRI	3	7/9	77.8
3	LINDEN J	SWE	1	3/4	75.0
4	PASSIWAN D	GER	2	9/13	69.2
5	SILVA E	BRA	3	15/22	68.2
6	GHARIBLOO M	IRI	3	6/9	66.7
7	ENG D	CAN	2	4/6	66.7
7	KOHLSTROM P	SWE	2	4/6	66.7
9	MEISHAR D	ISR	3	13/20	65.0
10	ROZENBERG R	ISR	3	11/17	64.7

**Note:**

All Players eligible for these statistics must have played at least 50% of all games

**Legend:**

% Shooting Percentage      Avg Average per Game      Def Defensive Rebounds      GP Games Played  
M/A Made/Attempt      Off Offensive Rebounds      Rk Rank

## INDIVIDUAL STATISTICS As of 9 SEP 2008

个人技术统计

### POINTS (by average)

Rk	Name	Team	GP	Total	Avg
1	AHMADI A	IRI	3	69	23.0
2	ANDERSON P	CAN	2	45	22.5
3	TAYLOR N	RSA	2	42	21.0
4	EVESON J	AUS	3	53	17.7
4	MEISHAR D	ISR	3	53	17.7
6	HAIDARI H	SWE	2	35	17.5
7	DROR L	ISR	3	52	17.3
7	GHARIBLOO M	IRI	3	52	17.3
9	KOZAI H	JPN	3	50	16.7
10	TORFI MENESHIDI A	IRI	3	49	16.3

### POINTS (by total)

Rk	Name	Team	GP	Avg	Total
1	AHMADI A	IRI	3	23.0	69
2	EVESON J	AUS	3	17.7	53
2	MEISHAR D	ISR	3	17.7	53
4	DROR L	ISR	3	17.3	52
4	GHARIBLOO M	IRI	3	17.3	52
6	KOZAI H	JPN	3	16.7	50
7	TORFI MENESHIDI A	IRI	3	16.3	49
8	ROZENBERG R	ISR	3	16.0	48
9	SILVA E	BRA	3	15.3	46
10	ANDERSON P	CAN	2	22.5	45

### REBOUNDS

Rk	Name	Team	GP	Off	Def	Total	Avg
1	MEISHAR D	ISR	3	16	22	38	12.7
2	FUJIMOTO R	JPN	3	6	28	34	11.3
2	TORFI MENESHIDI A	IRI	3	11	23	34	11.3
4	KOHLER-LENZ D	GER	2	4	17	21	10.5
5	GHARIBLOO M	IRI	3	6	25	31	10.3
6	ANDERSON P	CAN	2	4	16	20	10.0
6	WALLIN D	SWE	2	4	16	20	10.0
8	DROR L	ISR	3	9	20	29	9.7
9	CURLE DN	RSA	2	2	14	16	8.0
9	GUSTAVSSON J	SWE	2		16	16	8.0

1 more players tied

### FOULS ON

Rk	Name	Team	GP	Total	Avg
1	HAIDARI H	SWE	2	18	9.0
2	ANDERSON P	CAN	2	16	8.0
3	NORTJE R	RSA	2	14	7.0
4	MEISHAR D	ISR	3	19	6.3
5	TORFI MENESHIDI A	IRI	3	18	6.0
6	SILVA E	BRA	3	17	5.7
7	FUJIMOTO R	JPN	3	15	5.0
7	GHARIBLOO M	IRI	3	15	5.0
9	GLASBRENNER J	USA	2	10	5.0
9	JOHNSON J	CAN	2	10	5.0

### STEALS

Rk	Name	Team	GP	Total	Avg
1	GLASBRENNER J	USA	2	5	2.5
2	EVESON J	AUS	3	7	2.3
2	GHARIBLOO M	IRI	3	7	2.3
4	HAIDARI H	SWE	2	4	2.0
4	JOHNSON J	CAN	2	4	2.0
4	SCOTT M	USA	2	4	2.0
4	TAYLOR N	RSA	2	4	2.0
8	DROR L	ISR	3	5	1.7
8	NUNES I	BRA	3	5	1.7
8	TORFI MENESHIDI A	IRI	3	5	1.7

### ASSISTS

Rk	Name	Team	GP	Total	Avg
1	HAIDARI H	SWE	2	15	7.5
2	AHMADI A	IRI	3	19	6.3
3	PAYE M	USA	2	11	5.5
4	ANDERSON P	CAN	2	10	5.0
5	EVESON J	AUS	3	12	4.0
6	DUREPOS D	CAN	2	8	4.0
7	LEHMANN L	GER	2	7	3.5
7	LEHRMAN A	ISR	2	7	3.5
7	SCHULTE P	USA	2	7	3.5
10	NUNES I	BRA	3	10	3.3

1 more players tied

### BLOCKED SHOTS

Rk	Name	Team	GP	Total	Avg
1	ANDERSON P	CAN	2	2	1.0
2	BYQVIST P	SWE	1	1	1.0
3	MEISHAR D	ISR	3	2	0.7
4	BESTWICK J	GBR	2	1	0.5
4	BIENEK A	GER	2	1	0.5
4	BYWATER T	GBR	2	1	0.5
4	CHAMBERS J	USA	2	1	0.5
4	CURLE DN	RSA	2	1	0.5
4	ENG D	CAN	2	1	0.5
4	GUSTAVSSON J	SWE	2	1	0.5

2 more players tied

### TURNOVERS

Rk	Name	Team	GP	Total	Avg
1	TAYLOR N	RSA	2	11	5.5
2	FUJIMOTO R	JPN	3	12	4.0
3	NUNES I	BRA	3	11	3.7
4	SUZUKI A	JPN	3	10	3.3
5	HAIDARI H	SWE	2	6	3.0
5	NORTJE R	RSA	2	6	3.0
5	PAPENFUS M	RSA	2	6	3.0
8	CHRISTINK L	GER	2	5	2.5
8	CURLE DN	RSA	2	5	2.5
8	HUANG X	CHN	2	5	2.5

3 more players tied




**INDIVIDUAL STATISTICS** As of 9 SEP 2008

个人技术统计

**TOTAL FIELD GOALS % (8 attempts/game minimum)**

Rk	Name	Team	GP	M/A	%
1	CHAMBERS J	USA	2	12/17	70.6
2	DROR L	ISR	3	24/38	63.2
3	EVESON J	AUS	3	22/37	59.5
4	TAYLOR N	RSA	2	17/29	58.6
5	GHARIBLOO M	IRI	3	23/40	57.5
6	SCHULTE P	USA	2	12/22	54.5
7	NESS B	AUS	3	13/24	54.2
8	ANDERSON P	CAN	2	14/26	53.8
9	KOHLER-LENZ D	GER	2	8/15	53.3
10	HALL J	GBR	2	10/19	52.6

**TOTAL FIELD GOALS MADE**

Rk	Name	Team	GP	Total	Avg
1	TAYLOR N	RSA	2	17	8.5
2	AHMADI A	IRI	3	25	8.3
3	DROR L	ISR	3	24	8.0
4	GHARIBLOO M	IRI	3	23	7.7
5	EVESON J	AUS	3	22	7.3
6	KOZAI H	JPN	3	21	7.0
6	TORFI MENESHIDI A	IRI	3	21	7.0
8	ANDERSON P	CAN	2	14	7.0
9	MEISHAR D	ISR	3	20	6.7
10	H Aidari H	SWE	2	13	6.5

**2 POINTS FIELD GOALS % (6 attempts/game minimum)**

Rk	Name	Team	GP	M/A	%
1	SILVA E	BRA	3	14/18	77.8
2	TAYLOR N	RSA	2	9/12	75.0
3	CHAMBERS J	USA	2	12/17	70.6
4	GLASBRENNER J	USA	2	9/13	69.2
5	AHMADI A	IRI	3	15/22	68.2
6	EVESON J	AUS	3	21/33	63.6
7	DROR L	ISR	3	24/38	63.2
8	ANDERSON P	CAN	2	12/20	60.0
9	GHARIBLOO M	IRI	3	23/39	59.0
10	HALL J	GBR	2	8/14	57.1

**2 POINTS FIELD GOALS MADE**

Rk	Name	Team	GP	Total	Avg
1	DROR L	ISR	3	24	8.0
2	GHARIBLOO M	IRI	3	23	7.7
3	EVESON J	AUS	3	21	7.0
3	TORFI MENESHIDI A	IRI	3	21	7.0
5	MEISHAR D	ISR	3	20	6.7
6	Haidari H	SWE	2	13	6.5
7	ANDERSON P	CAN	2	12	6.0
7	CHAMBERS J	USA	2	12	6.0
7	GUSTAVSSON J	SWE	2	12	6.0
7	MUNN S	GBR	2	12	6.0

1 more players tied

**3 POINTS FIELD GOALS % (2 attempts/game minimum)**

Rk	Name	Team	GP	M/A	%
1	SCHULTE P	USA	2	5/7	71.4
2	CURLE DN	RSA	2	2/4	50.0
3	TAYLOR N	RSA	2	8/17	47.1
4	HESAMY ZADEH Z	IRI	2	4/10	40.0
5	DUREPOS D	CAN	2	2/5	40.0
5	HALL J	GBR	2	2/5	40.0
7	AHMADI A	IRI	3	10/27	37.0
8	ANDERSON P	CAN	2	2/6	33.3
9	LANCIA A	CAN	2	1/3	33.3
10	ALEXANDRE S	BRA	3	2/7	28.6

**3 POINTS FIELD GOALS MADE**

Rk	Name	Team	GP	Total	Avg
1	TAYLOR N	RSA	2	8	4.0
2	AHMADI A	IRI	3	10	3.3
3	SCHULTE P	USA	2	5	2.5
4	HESAMY ZADEH Z	IRI	2	4	2.0
5	KOZAI H	JPN	3	4	1.3
6	NUNES I	BRA	3	3	1.0
7	ANDERSON P	CAN	2	2	1.0
7	CURLE DN	RSA	2	2	1.0
7	DUREPOS D	CAN	2	2	1.0
7	HALL J	GBR	2	2	1.0

1 more players tied

**FREE THROWS MADE**
**FREE THROWS % (3 attempts/game minimum)**

Rk	Name	Team	GP	M/A	%
1	WALLIN D	SWE	2	4/5	80.0
2	LINDEN J	SWE	1	3/4	75.0
3	AHMADI A	IRI	3	9/13	69.2
3	PASSIWAN D	GER	2	9/13	69.2
5	SILVA E	BRA	3	15/22	68.2
6	GHARIBLOO M	IRI	3	6/9	66.7
7	ENG D	CAN	2	4/6	66.7
7	KOHLSTROM P	SWE	2	4/6	66.7
9	MEISHAR D	ISR	3	13/20	65.0
10	ROZENBERG R	ISR	3	11/17	64.7

Rk	Name	Team	GP	Total	Avg
1	ANDERSON P	CAN	2	15	7.5
2	SILVA E	BRA	3	15	5.0
3	Haidari H	SWE	2	9	4.5
3	PASSIWAN D	GER	2	9	4.5
5	MEISHAR D	ISR	3	13	4.3
6	ROZENBERG R	ISR	3	11	3.7
7	GLASBRENNER J	USA	2	7	3.5
7	GUSTAVSSON J	SWE	2	7	3.5
7	JOHNSON J	CAN	2	7	3.5
7	NORTJE R	RSA	2	7	3.5

**Note:**

All Players eligible for these statistics must have played at least 50% of all games

**Legend:**

%	Shooting Percentage	Avg	Average per Game	Def	Defensive Rebounds	GP	Games Played
M/A	Made/Attempt	Off	Offensive Rebounds	Rk	Rank		



## INDIVIDUAL STATISTICS As of 9 SEP 2008

个人技术统计

### POINTS (by average)

Rk	Name	Team	GP	Total	Avg
1	AHMADI A	IRI	3	69	23.0
2	ANDERSON P	CAN	2	45	22.5
3	EVESON J	AUS	3	62	20.7
4	NESS B	AUS	3	55	18.3
5	MEISHAR D	ISR	3	53	17.7
6	HAIDARI H	SWE	2	35	17.5
7	DROR L	ISR	3	52	17.3
7	GHARIBLOO M	IRI	3	52	17.3
9	KOZAI H	JPN	3	50	16.7
10	TORFI MENESHIDI A	IRI	3	49	16.3

### POINTS (by total)

Rk	Name	Team	GP	Avg	Total
1	AHMADI A	IRI	3	23.0	69
2	EVESON J	AUS	3	20.7	62
3	NESS B	AUS	3	18.3	55
4	MEISHAR D	ISR	3	17.7	53
5	DROR L	ISR	3	17.3	52
5	GHARIBLOO M	IRI	3	17.3	52
7	KOZAI H	JPN	3	16.7	50
8	TORFI MENESHIDI A	IRI	3	16.3	49
9	ROZENBERG R	ISR	3	16.0	48
10	SILVA E	BRA	3	15.3	46

1 more players tied

### ASSISTS

Rk	Name	Team	GP	Total	Avg
1	HAIDARI H	SWE	2	15	7.5
2	AHMADI A	IRI	3	19	6.3
3	EVESON J	AUS	3	18	6.0
4	PAYE M	USA	2	11	5.5
5	ANDERSON P	CAN	2	10	5.0
6	DUREPOS D	CAN	2	8	4.0
7	LEHRMAN A	ISR	2	7	3.5
7	SCHULTE P	USA	2	7	3.5
9	NORRIS S	AUS	3	10	3.3
9	NUNES I	BRA	3	10	3.3

1 more players tied

### FOULS ON

Rk	Name	Team	GP	Total	Avg
1	HAIDARI H	SWE	2	18	9.0
2	ANDERSON P	CAN	2	16	8.0
3	MEISHAR D	ISR	3	19	6.3
4	TORFI MENESHIDI A	IRI	3	18	6.0
5	NORTJE R	RSA	3	17	5.7
5	SILVA E	BRA	3	17	5.7
7	NESS B	AUS	3	16	5.3
8	FUJIMOTO R	JPN	3	15	5.0
8	GHARIBLOO M	IRI	3	15	5.0
10	GLASBRENNER J	USA	2	10	5.0

1 more players tied

### BLOCKED SHOTS

Rk	Name	Team	GP	Total	Avg
1	ANDERSON P	CAN	2	2	1.0
2	BYQVIST P	SWE	1	1	1.0
3	MEISHAR D	ISR	3	2	0.7
4	BESTWICK J	GBR	2	1	0.5
4	BYWATER T	GBR	2	1	0.5
4	CHAMBERS J	USA	2	1	0.5
4	ENG D	CAN	2	1	0.5
4	GUSTAVSSON J	SWE	2	1	0.5
4	JOHNSON J	CAN	2	1	0.5
4	PAYE M	USA	2	1	0.5

### TURNOVERS

Rk	Name	Team	GP	Total	Avg
1	TAYLOR N	RSA	3	17	5.7
2	CURLE DN	RSA	3	12	4.0
2	FUJIMOTO R	JPN	3	12	4.0
2	QU H	CHN	3	12	4.0
5	NORTJE R	RSA	3	11	3.7
5	NUNES I	BRA	3	11	3.7
7	PAPENFUS M	RSA	3	10	3.3
7	SUZUKI A	JPN	3	10	3.3
9	HAIDARI H	SWE	2	6	3.0
10	LI P	CHN	3	8	2.7

### STEALS

Rk	Name	Team	GP	Total	Avg
1	GLASBRENNER J	USA	2	5	2.5
2	CHRISTINK L	GER	3	7	2.3
2	EVESON J	AUS	3	7	2.3
2	GHARIBLOO M	IRI	3	7	2.3
5	NESS B	AUS	3	6	2.0
5	TAYLOR N	RSA	3	6	2.0
7	HAIDARI H	SWE	2	4	2.0
7	JOHNSON J	CAN	2	4	2.0
7	SCOTT M	USA	2	4	2.0
10	DROR L	ISR	3	5	1.7

2 more players tied

**INDIVIDUAL STATISTICS** As of 9 SEP 2008

个人技术统计

**TOTAL FIELD GOALS % (8 attempts/game minimum)**

Rk	Name	Team	GP	M/A	%
1	CHAMBERS J	USA	2	12/17	70.6
2	DROR L	ISR	3	24/38	63.2
3	EVESON J	AUS	3	26/42	61.9
4	NESS B	AUS	3	21/34	61.8
5	GHARIBLOO M	IRI	3	23/40	57.5
6	SCHULTE P	USA	2	12/22	54.5
7	TAYLOR N	RSA	3	19/35	54.3
8	ANDERSON P	CAN	2	14/26	53.8
9	HALL J	GBR	2	10/19	52.6
10	GUSTAVSSON J	SWE	2	12/23	52.2

**TOTAL FIELD GOALS MADE**

Rk	Name	Team	GP	Total	Avg
1	EVESON J	AUS	3	26	8.7
2	AHMADI A	IRI	3	25	8.3
3	DROR L	ISR	3	24	8.0
4	GHARIBLOO M	IRI	3	23	7.7
5	KOZAI H	JPN	3	21	7.0
5	NESS B	AUS	3	21	7.0
5	TORFI MENESHIDI A	IRI	3	21	7.0
8	ANDERSON P	CAN	2	14	7.0
9	MEISHAR D	ISR	3	20	6.7
10	H Aidari H	SWE	2	13	6.5

**2 POINTS FIELD GOALS % (6 attempts/game minimum)**

Rk	Name	Team	GP	M/A	%
1	SILVA E	BRA	3	14/18	77.8
2	CHAMBERS J	USA	2	12/17	70.6
3	GLASBRENNER J	USA	2	9/13	69.2
4	AHMADI A	IRI	3	15/22	68.2
5	EVESON J	AUS	3	25/37	67.6
6	DROR L	ISR	3	24/38	63.2
7	NESS B	AUS	3	21/34	61.8
8	ANDERSON P	CAN	2	12/20	60.0
9	GHARIBLOO M	IRI	3	23/39	59.0
10	HALL J	GBR	2	8/14	57.1

**2 POINTS FIELD GOALS MADE**

Rk	Name	Team	GP	Total	Avg
1	EVESON J	AUS	3	25	8.3
2	DROR L	ISR	3	24	8.0
3	GHARIBLOO M	IRI	3	23	7.7
4	NESS B	AUS	3	21	7.0
4	TORFI MENESHIDI A	IRI	3	21	7.0
6	MEISHAR D	ISR	3	20	6.7
7	H Aidari H	SWE	2	13	6.5
8	NORRIS S	AUS	3	19	6.3
9	ANDERSON P	CAN	2	12	6.0
9	CHAMBERS J	USA	2	12	6.0

**3 POINTS FIELD GOALS % (2 attempts/game minimum)**

Rk	Name	Team	GP	M/A	%
1	SCHULTE P	USA	2	5/7	71.4
2	TAYLOR N	RSA	3	8/19	42.1
3	HESAMY ZADEH Z	IRI	2	4/10	40.0
4	DUREPOS D	CAN	2	2/5	40.0
4	HALL J	GBR	2	2/5	40.0
6	AHMADI A	IRI	3	10/27	37.0
7	ANDERSON P	CAN	2	2/6	33.3
8	LANCIA A	CAN	2	1/3	33.3
9	ALEXANDRE S	BRA	3	2/7	28.6
10	KOZAI H	JPN	3	4/16	25.0

2 more players tied

**3 POINTS FIELD GOALS MADE**

Rk	Name	Team	GP	Total	Avg
1	AHMADI A	IRI	3	10	3.3
2	TAYLOR N	RSA	3	8	2.7
3	SCHULTE P	USA	2	5	2.5
4	HESAMY ZADEH Z	IRI	2	4	2.0
5	KOZAI H	JPN	3	4	1.3
6	NUNES I	BRA	3	3	1.0
7	ANDERSON P	CAN	2	2	1.0
7	DUREPOS D	CAN	2	2	1.0
7	HALL J	GBR	2	2	1.0
7	SCOTT M	USA	2	2	1.0

**FREE THROWS % (3 attempts/game minimum)**

Rk	Name	Team	GP	M/A	%
1	WALLIN D	SWE	2	4/5	80.0
2	LINDEN J	SWE	1	3/4	75.0
3	AHMADI A	IRI	3	9/13	69.2
4	NESS B	AUS	3	13/19	68.4
5	SILVA E	BRA	3	15/22	68.2
6	GHARIBLOO M	IRI	3	6/9	66.7
7	ENG D	CAN	2	4/6	66.7
7	KOHLSTROM P	SWE	2	4/6	66.7
9	MEISHAR D	ISR	3	13/20	65.0
10	ROZENBERG R	ISR	3	11/17	64.7

**FREE THROWS MADE**

Rk	Name	Team	GP	Total	Avg
1	ANDERSON P	CAN	2	15	7.5
2	SILVA E	BRA	3	15	5.0
3	H Aidari H	SWE	2	9	4.5
4	MEISHAR D	ISR	3	13	4.3
4	NESS B	AUS	3	13	4.3
6	ROZENBERG R	ISR	3	11	3.7
7	GLASBRENNER J	USA	2	7	3.5
7	GUSTAVSSON J	SWE	2	7	3.5
7	JOHNSON J	CAN	2	7	3.5
10	AHMADI A	IRI	3	9	3.0

4 more players tied

**Note:**

All Players eligible for these statistics must have played at least 50% of all games

**Legend:**

%	Shooting Percentage	Avg	Average per Game	Def	Defensive Rebounds	GP	Games Played
M/A	Made/Attempt	Off	Offensive Rebounds	Rk	Rank		



## INDIVIDUAL STATISTICS As of 9 SEP 2008

个人技术统计

### POINTS (by average)

Rk	Name	Team	GP	Total	Avg
1	AHMADI A	IRI	3	69	23.0
2	ANDERSON P	CAN	2	45	22.5
3	EVESON J	AUS	3	62	20.7
4	NESS B	AUS	3	55	18.3
5	MEISHAR D	ISR	3	53	17.7
6	HAIDARI H	SWE	2	35	17.5
7	DROR L	ISR	3	52	17.3
7	GHARIBLOO M	IRI	3	52	17.3
7	TAYLOR N	RSA	3	52	17.3
10	KOZAI H	JPN	3	50	16.7

### POINTS (by total)

Rk	Name	Team	GP	Avg	Total
1	AHMADI A	IRI	3	23.0	69
2	EVESON J	AUS	3	20.7	62
3	NESS B	AUS	3	18.3	55
4	MEISHAR D	ISR	3	17.7	53
5	DROR L	ISR	3	17.3	52
5	GHARIBLOO M	IRI	3	17.3	52
5	TAYLOR N	RSA	3	17.3	52
8	KOZAI H	JPN	3	16.7	50
9	TORFI MENESHIDI A	IRI	3	16.3	49
10	ROZENBERG R	ISR	3	16.0	48

### REBOUNDS

Rk	Name	Team	GP	Off	Def	Total	Avg
1	MEISHAR D	ISR	3	16	22	38	12.7
2	FUJIMOTO R	JPN	3	6	28	34	11.3
2	TORFI MENESHIDI A	IRI	3	11	23	34	11.3
4	GHARIBLOO M	IRI	3	6	25	31	10.3
5	ANDERSON P	CAN	2	4	16	20	10.0
5	WALLIN D	SWE	2	4	16	20	10.0
7	DROR L	ISR	3	9	20	29	9.7
8	EVESON J	AUS	3	4	24	28	9.3
9	KOHLER-LENZ D	GER	3	7	19	26	8.7
10	GUSTAVSSON J	SWE	2		16	16	8.0

1 more players tied

### FOULS ON

Rk	Name	Team	GP	Total	Avg
1	HAIDARI H	SWE	2	18	9.0
2	NORTJE R	RSA	3	24	8.0
3	ANDERSON P	CAN	2	16	8.0
4	MEISHAR D	ISR	3	19	6.3
5	TORFI MENESHIDI A	IRI	3	18	6.0
6	SILVA E	BRA	3	17	5.7
7	NESS B	AUS	3	16	5.3
8	FUJIMOTO R	JPN	3	15	5.0
8	GHARIBLOO M	IRI	3	15	5.0
10	GLASBRENNER J	USA	2	10	5.0

1 more players tied

### STEALS

Rk	Name	Team	GP	Total	Avg
1	CHRISTINK L	GER	3	8	2.7
2	GLASBRENNER J	USA	2	5	2.5
3	EVESON J	AUS	3	7	2.3
3	GHARIBLOO M	IRI	3	7	2.3
5	NESS B	AUS	3	6	2.0
5	TAYLOR N	RSA	3	6	2.0
7	HAIDARI H	SWE	2	4	2.0
7	JOHNSON J	CAN	2	4	2.0
7	SCOTT M	USA	2	4	2.0
10	BIENEK A	GER	3	5	1.7

5 more players tied

### ASSISTS

Rk	Name	Team	GP	Total	Avg
1	HAIDARI H	SWE	2	15	7.5
2	AHMADI A	IRI	3	19	6.3
3	EVESON J	AUS	3	18	6.0
4	PAYE M	USA	2	11	5.5
5	ANDERSON P	CAN	2	10	5.0
6	DUREPOS D	CAN	2	8	4.0
7	CHRISTINK L	GER	3	11	3.7
8	LEHRMAN A	ISR	2	7	3.5
8	SCHULTE P	USA	2	7	3.5
10	LEHMANN L	GER	3	10	3.3

3 more players tied

### BLOCKED SHOTS

Rk	Name	Team	GP	Total	Avg
1	ANDERSON P	CAN	2	2	1.0
2	BYQVIST P	SWE	1	1	1.0
3	MEISHAR D	ISR	3	2	0.7
4	BESTWICK J	GBR	2	1	0.5
4	BYWATER T	GBR	2	1	0.5
4	CHAMBERS J	USA	2	1	0.5
4	ENG D	CAN	2	1	0.5
4	GUSTAVSSON J	SWE	2	1	0.5
4	JOHNSON J	CAN	2	1	0.5
4	PAYE M	USA	2	1	0.5

### TURNOVERS

Rk	Name	Team	GP	Total	Avg
1	CURLE DN	RSA	3	20	6.7
2	TAYLOR N	RSA	3	19	6.3
3	NORTJE R	RSA	3	13	4.3
4	FUJIMOTO R	JPN	3	12	4.0
4	QU H	CHN	3	12	4.0
6	NUNES I	BRA	3	11	3.7
6	PAPENFUS M	RSA	3	11	3.7
8	SUZUKI A	JPN	3	10	3.3
9	HAIDARI H	SWE	2	6	3.0
10	LI P	CHN	3	8	2.7

**INDIVIDUAL STATISTICS** As of 9 SEP 2008

个人技术统计

**TOTAL FIELD GOALS % (8 attempts/game minimum)**

Rk	Name	Team	GP	M/A	%
1	CHAMBERS J	USA	2	12/17	70.6
2	DROR L	ISR	3	24/38	63.2
3	EVESON J	AUS	3	26/42	61.9
4	NESS B	AUS	3	21/34	61.8
5	GHARIBLOO M	IRI	3	23/40	57.5
6	TAYLOR N	RSA	3	21/38	55.3
7	SCHULTE P	USA	2	12/22	54.5
8	ANDERSON P	CAN	2	14/26	53.8
9	HALL J	GBR	2	10/19	52.6
10	GUSTAVSSON J	SWE	2	12/23	52.2

**TOTAL FIELD GOALS MADE**

Rk	Name	Team	GP	Total	Avg
1	EVESON J	AUS	3	26	8.7
2	AHMADI A	IRI	3	25	8.3
3	DROR L	ISR	3	24	8.0
4	GHARIBLOO M	IRI	3	23	7.7
5	KOZAI H	JPN	3	21	7.0
5	NESS B	AUS	3	21	7.0
5	TAYLOR N	RSA	3	21	7.0
5	TORFI MENESHIDI A	IRI	3	21	7.0
9	ANDERSON P	CAN	2	14	7.0
10	MEISHAR D	ISR	3	20	6.7

**2 POINTS FIELD GOALS % (6 attempts/game minimum)**

Rk	Name	Team	GP	M/A	%
1	SILVA E	BRA	3	14/18	77.8
2	CHAMBERS J	USA	2	12/17	70.6
3	GLASBRENNER J	USA	2	9/13	69.2
4	AHMADI A	IRI	3	15/22	68.2
5	EVESON J	AUS	3	25/37	67.6
6	TAYLOR N	RSA	3	11/17	64.7
7	DROR L	ISR	3	24/38	63.2
8	NESS B	AUS	3	21/34	61.8
9	ANDERSON P	CAN	2	12/20	60.0
10	GHARIBLOO M	IRI	3	23/39	59.0

**2 POINTS FIELD GOALS MADE**

Rk	Name	Team	GP	Total	Avg
1	EVESON J	AUS	3	25	8.3
2	DROR L	ISR	3	24	8.0
3	GHARIBLOO M	IRI	3	23	7.7
4	NESS B	AUS	3	21	7.0
4	TORFI MENESHIDI A	IRI	3	21	7.0
6	MEISHAR D	ISR	3	20	6.7
7	H Aidari H	SWE	2	13	6.5
8	NORRIS S	AUS	3	19	6.3
9	ANDERSON P	CAN	2	12	6.0
9	CHAMBERS J	USA	2	12	6.0

**3 POINTS FIELD GOALS % (2 attempts/game minimum)**

Rk	Name	Team	GP	M/A	%
1	SCHULTE P	USA	2	5/7	71.4
2	TAYLOR N	RSA	3	10/21	47.6
3	HESAMY ZADEH Z	IRI	2	4/10	40.0
4	DUREPOS D	CAN	2	2/5	40.0
4	HALL J	GBR	2	2/5	40.0
6	AHMADI A	IRI	3	10/27	37.0
7	ANDERSON P	CAN	2	2/6	33.3
8	LANCIA A	CAN	2	1/3	33.3
9	ALEXANDRE S	BRA	3	2/7	28.6
10	KOZAI H	JPN	3	4/16	25.0

2 more players tied

**3 POINTS FIELD GOALS MADE**

Rk	Name	Team	GP	Total	Avg
1	AHMADI A	IRI	3	10	3.3
1	TAYLOR N	RSA	3	10	3.3
3	SCHULTE P	USA	2	5	2.5
4	HESAMY ZADEH Z	IRI	2	4	2.0
5	KOZAI H	JPN	3	4	1.3
6	NUNES I	BRA	3	3	1.0
7	ANDERSON P	CAN	2	2	1.0
7	DUREPOS D	CAN	2	2	1.0
7	HALL J	GBR	2	2	1.0
7	SCOTT M	USA	2	2	1.0

**FREE THROWS % (3 attempts/game minimum)**

Rk	Name	Team	GP	M/A	%
1	WALLIN D	SWE	2	4/5	80.0
2	LINDEN J	SWE	1	3/4	75.0
3	AHMADI A	IRI	3	9/13	69.2
4	NESS B	AUS	3	13/19	68.4
5	SILVA E	BRA	3	15/22	68.2
6	GHARIBLOO M	IRI	3	6/9	66.7
7	ENG D	CAN	2	4/6	66.7
7	KOHLSTROM P	SWE	2	4/6	66.7
9	MEISHAR D	ISR	3	13/20	65.0
10	ROZENBERG R	ISR	3	11/17	64.7

**FREE THROWS MADE**

Rk	Name	Team	GP	Total	Avg
1	ANDERSON P	CAN	2	15	7.5
2	SILVA E	BRA	3	15	5.0
3	NORTJE R	RSA	3	14	4.7
4	H Aidari H	SWE	2	9	4.5
5	MEISHAR D	ISR	3	13	4.3
5	NESS B	AUS	3	13	4.3
7	ROZENBERG R	ISR	3	11	3.7
8	GLASBRENNER J	USA	2	7	3.5
8	GUSTAVSSON J	SWE	2	7	3.5
8	JOHNSON J	CAN	2	7	3.5

**Note:**

All Players eligible for these statistics must have played at least 50% of all games

**Legend:**

%	Shooting Percentage	<b>Avg</b>	Average per Game	<b>Def</b>	Defensive Rebounds	<b>GP</b>	Games Played
M/A	Made/Attempt	<b>Off</b>	Offensive Rebounds	<b>Rk</b>	Rank		



## INDIVIDUAL STATISTICS As of 9 SEP 2008

个人技术统计

### POINTS (by average)

Rk	Name	Team	GP	Total	Avg
1	AHMADI A	IRI	3	69	23.0
2	EVESON J	AUS	3	62	20.7
3	ANDERSON P	CAN	3	60	20.0
4	HAIDARI H	SWE	3	57	19.0
5	NESS B	AUS	3	55	18.3
6	MEISHAR D	ISR	3	53	17.7
7	DROR L	ISR	3	52	17.3
7	GHARIBLOO M	IRI	3	52	17.3
7	TAYLOR N	RSA	3	52	17.3
10	KOZAI H	JPN	3	50	16.7

### POINTS (by total)

Rk	Name	Team	GP	Avg	Total
1	AHMADI A	IRI	3	23.0	69
2	EVESON J	AUS	3	20.7	62
3	ANDERSON P	CAN	3	20.0	60
4	HAIDARI H	SWE	3	19.0	57
5	NESS B	AUS	3	18.3	55
6	MEISHAR D	ISR	3	17.7	53
7	DROR L	ISR	3	17.3	52
7	GHARIBLOO M	IRI	3	17.3	52
7	TAYLOR N	RSA	3	17.3	52
10	KOZAI H	JPN	3	16.7	50

### REBOUNDS

Rk	Name	Team	GP	Off	Def	Total	Avg
1	ANDERSON P	CAN	3	9	30	39	13.0
2	MEISHAR D	ISR	3	16	22	38	12.7
3	FUJIMOTO R	JPN	3	6	28	34	11.3
3	TORFI MENESHIDI A	IRI	3	11	23	34	11.3
5	GHARIBLOO M	IRI	3	6	25	31	10.3
6	DROR L	ISR	3	9	20	29	9.7
7	EVESON J	AUS	3	4	24	28	9.3
8	KOHLER-LENZ D	GER	3	7	19	26	8.7
9	WALLIN D	SWE	3	6	18	24	8.0
10	NESS B	AUS	3	7	16	23	7.7

### ASSISTS

Rk	Name	Team	GP	Total	Avg
1	AHMADI A	IRI	3	19	6.3
2	EVESON J	AUS	3	18	6.0
2	HAIDARI H	SWE	3	18	6.0
4	PAYE M	USA	2	11	5.5
5	ANDERSON P	CAN	3	16	5.3
6	DUREPOS D	CAN	3	12	4.0
7	CHRISTINK L	GER	3	11	3.7
8	LEHRMAN A	ISR	2	7	3.5
8	SCHULTE P	USA	2	7	3.5
10	LEHMANN L	GER	3	10	3.3

3 more players tied

### BLOCKED SHOTS

Rk	Name	Team	GP	Total	Avg
1	ANDERSON P	CAN	3	3	1.0
2	BYQVIST P	SWE	2	2	1.0
3	MEISHAR D	ISR	3	2	0.7
4	BESTWICK J	GBR	2	1	0.5
4	BYWATER T	GBR	2	1	0.5
4	CHAMBERS J	USA	2	1	0.5
4	PAYE M	USA	2	1	0.5
8	BIENEK A	GER	3	1	0.3
8	CURLE DN	RSA	3	1	0.3
8	ENG D	CAN	3	1	0.3

9 more players tied

### FOULS ON

Rk	Name	Team	GP	Total	Avg
1	ANDERSON P	CAN	3	24	8.0
1	HAIDARI H	SWE	3	24	8.0
1	NORTJE R	RSA	3	24	8.0
4	MEISHAR D	ISR	3	19	6.3
5	TORFI MENESHIDI A	IRI	3	18	6.0
6	SILVA E	BRA	3	17	5.7
7	NESS B	AUS	3	16	5.3
8	FUJIMOTO R	JPN	3	15	5.0
8	GHARIBLOO M	IRI	3	15	5.0
10	GLASBRENNER J	USA	2	10	5.0

### STEALS

Rk	Name	Team	GP	Total	Avg
1	CHRISTINK L	GER	3	8	2.7
2	GLASBRENNER J	USA	2	5	2.5
3	EVESON J	AUS	3	7	2.3
3	GHARIBLOO M	IRI	3	7	2.3
3	HAIDARI H	SWE	3	7	2.3
6	JOHNSON J	CAN	3	6	2.0
6	NESS B	AUS	3	6	2.0
6	TAYLOR N	RSA	3	6	2.0
9	SCOTT M	USA	2	4	2.0
10	BIENEK A	GER	3	5	1.7

5 more players tied

### TURNOVERS

Rk	Name	Team	GP	Total	Avg
1	CURLE DN	RSA	3	20	6.7
2	TAYLOR N	RSA	3	19	6.3
3	NORTJE R	RSA	3	13	4.3
4	FUJIMOTO R	JPN	3	12	4.0
4	QU H	CHN	3	12	4.0
6	NUNES I	BRA	3	11	3.7
6	PAPENFUS M	RSA	3	11	3.7
8	SUZUKI A	JPN	3	10	3.3
9	HAIDARI H	SWE	3	9	3.0
10	DUREPOS D	CAN	3	8	2.7

2 more players tied

**INDIVIDUAL STATISTICS** As of 9 SEP 2008

个人技术统计

**TOTAL FIELD GOALS % (8 attempts/game minimum)**

Rk	Name	Team	GP	M/A	%
1	CHAMBERS J	USA	2	12/17	70.6
2	DROR L	ISR	3	24/38	63.2
3	EVESON J	AUS	3	26/42	61.9
4	NESS B	AUS	3	21/34	61.8
5	GHARIBLOO M	IRI	3	23/40	57.5
6	TAYLOR N	RSA	3	21/38	55.3
7	SCHULTE P	USA	2	12/22	54.5
8	HALL J	GBR	2	10/19	52.6
9	SUZUKI A	JPN	3	13/25	52.0
10	AHMADI A	IRI	3	25/49	51.0

**TOTAL FIELD GOALS MADE**

Rk	Name	Team	GP	Total	Avg
1	EVESON J	AUS	3	26	8.7
2	AHMADI A	IRI	3	25	8.3
3	DROR L	ISR	3	24	8.0
4	GHARIBLOO M	IRI	3	23	7.7
5	H Aidari H	SWE	3	22	7.3
6	Kozai H	JPN	3	21	7.0
6	NESS B	AUS	3	21	7.0
6	TAYLOR N	RSA	3	21	7.0
6	TORFI MENESHIDI A	IRI	3	21	7.0
10	ANDERSON P	CAN	3	20	6.7

1 more players tied

**2 POINTS FIELD GOALS MADE**

Rk	Name	Team	GP	Total	Avg
1	EVESON J	AUS	3	25	8.3
2	DROR L	ISR	3	24	8.0
3	GHARIBLOO M	IRI	3	23	7.7
4	NESS B	AUS	3	21	7.0
4	TORFI MENESHIDI A	IRI	3	21	7.0
6	Haidari H	SWE	3	20	6.7
6	Meishar D	ISR	3	20	6.7
8	Norris S	AUS	3	19	6.3
9	Chambers J	USA	2	12	6.0
9	Munn S	GBR	2	12	6.0

**2 POINTS FIELD GOALS % (6 attempts/game minimum)**

Rk	Name	Team	GP	M/A	%
1	SILVA E	BRA	3	14/18	77.8
2	CHAMBERS J	USA	2	12/17	70.6
3	GLASBRENNER J	USA	2	9/13	69.2
4	AHMADI A	IRI	3	15/22	68.2
5	EVESON J	AUS	3	25/37	67.6
6	TAYLOR N	RSA	3	11/17	64.7
7	DROR L	ISR	3	24/38	63.2
8	NESS B	AUS	3	21/34	61.8
9	GHARIBLOO M	IRI	3	23/39	59.0
10	HALL J	GBR	2	8/14	57.1

**3 POINTS FIELD GOALS % (2 attempts/game minimum)**

Rk	Name	Team	GP	M/A	%
1	SCHULTE P	USA	2	5/7	71.4
2	TAYLOR N	RSA	3	10/21	47.6
3	HESAMY ZADEH Z	IRI	2	4/10	40.0
4	HALL J	GBR	2	2/5	40.0
5	ANDERSON P	CAN	3	3/8	37.5
6	AHMADI A	IRI	3	10/27	37.0
7	DUREPOS D	CAN	3	3/9	33.3
8	ALEXANDRE S	BRA	3	2/7	28.6
9	KOZAI H	JPN	3	4/16	25.0
10	MAZZI J	USA	2	1/4	25.0

**3 POINTS FIELD GOALS MADE**

Rk	Name	Team	GP	Total	Avg
1	AHMADI A	IRI	3	10	3.3
1	TAYLOR N	RSA	3	10	3.3
3	SCHULTE P	USA	2	5	2.5
4	HESAMY ZADEH Z	IRI	2	4	2.0
5	KOZAI H	JPN	3	4	1.3
6	ANDERSON P	CAN	3	3	1.0
6	DUREPOS D	CAN	3	3	1.0
6	NUNES I	BRA	3	3	1.0
9	HALL J	GBR	2	2	1.0
9	SCOTT M	USA	2	2	1.0

**FREE THROWS % (3 attempts/game minimum)**

Rk	Name	Team	GP	M/A	%
1	AHMADI A	IRI	3	9/13	69.2
2	NESS B	AUS	3	13/19	68.4
3	SILVA E	BRA	3	15/22	68.2
4	ENG D	CAN	3	8/12	66.7
5	GHARIBLOO M	IRI	3	6/9	66.7
6	MEISHAR D	ISR	3	13/20	65.0
7	ROZENBERG R	ISR	3	11/17	64.7
8	EVESON J	AUS	3	9/14	64.3
9	LINDEN J	SWE	2	5/8	62.5
9	POLLOCK J	GBR	2	5/8	62.5

**FREE THROWS MADE**

Rk	Name	Team	GP	Total	Avg
1	ANDERSON P	CAN	3	17	5.7
2	SILVA E	BRA	3	15	5.0
3	NORTJE R	RSA	3	14	4.7
4	MEISHAR D	ISR	3	13	4.3
4	NESS B	AUS	3	13	4.3
6	Haidari H	SWE	3	11	3.7
6	ROZENBERG R	ISR	3	11	3.7
8	GLASBRENNER J	USA	2	7	3.5
9	AHMADI A	IRI	3	9	3.0
9	EVESON J	AUS	3	9	3.0

3 more players tied

**Note:**

All Players eligible for these statistics must have played at least 50% of all games

**Legend:**

%	Shooting Percentage	<b>Avg</b>	Average per Game	<b>Def</b>	Defensive Rebounds	<b>GP</b>	Games Played
M/A	Made/Attempt	<b>Off</b>	Offensive Rebounds	<b>Rk</b>	Rank		

## INDIVIDUAL STATISTICS As of 9 SEP 2008

个人技术统计

### POINTS (by average)

Rk	Name	Team	GP	Total	Avg
1	AHMADI A	IRI	3	69	23.0
2	EVESON J	AUS	3	62	20.7
3	ANDERSON P	CAN	3	60	20.0
4	HAIDARI H	SWE	3	57	19.0
5	NESS B	AUS	3	55	18.3
6	MEISHAR D	ISR	3	53	17.7
7	DROR L	ISR	3	52	17.3
7	GHARIBLOO M	IRI	3	52	17.3
7	TAYLOR N	RSA	3	52	17.3
10	KOZAI H	JPN	3	50	16.7

### POINTS (by total)

Rk	Name	Team	GP	Avg	Total
1	AHMADI A	IRI	3	23.0	69
2	EVESON J	AUS	3	20.7	62
3	ANDERSON P	CAN	3	20.0	60
4	HAIDARI H	SWE	3	19.0	57
5	NESS B	AUS	3	18.3	55
6	MEISHAR D	ISR	3	17.7	53
7	DROR L	ISR	3	17.3	52
7	GHARIBLOO M	IRI	3	17.3	52
7	TAYLOR N	RSA	3	17.3	52
10	KOZAI H	JPN	3	16.7	50

### REBOUNDS

Rk	Name	Team	GP	Off	Def	Total	Avg
1	ANDERSON P	CAN	3	9	30	39	13.0
2	MEISHAR D	ISR	3	16	22	38	12.7
3	FUJIMOTO R	JPN	3	6	28	34	11.3
3	TORFI MENESHIDI A	IRI	3	11	23	34	11.3
5	GHARIBLOO M	IRI	3	6	25	31	10.3
6	DROR L	ISR	3	9	20	29	9.7
7	BESTWICK J	GBR	3	7	21	28	9.3
7	EVESON J	AUS	3	4	24	28	9.3
9	KOHLER-LENZ D	GER	3	7	19	26	8.7
10	WALLIN D	SWE	3	6	18	24	8.0

### ASSISTS

Rk	Name	Team	GP	Total	Avg
1	AHMADI A	IRI	3	19	6.3
2	EVESON J	AUS	3	18	6.0
2	HAIDARI H	SWE	3	18	6.0
4	ANDERSON P	CAN	3	16	5.3
5	POLLOCK J	GBR	3	14	4.7
6	PAYE M	USA	3	13	4.3
7	DUREPOS D	CAN	3	12	4.0
8	CHRISTINK L	GER	3	11	3.7
9	LEHRMAN A	ISR	2	7	3.5
10	LEHMANN L	GER	3	10	3.3

4 more players tied

### BLOCKED SHOTS

Rk	Name	Team	GP	Total	Avg
1	ANDERSON P	CAN	3	3	1.0
2	BYQVIST P	SWE	2	2	1.0
3	MEISHAR D	ISR	3	2	0.7
4	BYWATER T	GBR	2	1	0.5
5	BESTWICK J	GBR	3	1	0.3
5	BIENEK A	GER	3	1	0.3
5	CHAMBERS J	USA	3	1	0.3
5	CURLE DN	RSA	3	1	0.3
5	ENG D	CAN	3	1	0.3
5	GUSTAVSSON J	SWE	3	1	0.3

9 more players tied

### FOULS ON

Rk	Name	Team	GP	Total	Avg
1	ANDERSON P	CAN	3	24	8.0
1	HAIDARI H	SWE	3	24	8.0
1	NORTJE R	RSA	3	24	8.0
4	MEISHAR D	ISR	3	19	6.3
5	TORFI MENESHIDI A	IRI	3	18	6.0
6	SILVA E	BRA	3	17	5.7
7	NESS B	AUS	3	16	5.3
8	FUJIMOTO R	JPN	3	15	5.0
8	GHARIBLOO M	IRI	3	15	5.0
10	ROZENBERG R	ISR	3	14	4.7

### STEALS

Rk	Name	Team	GP	Total	Avg
1	CHRISTINK L	GER	3	8	2.7
2	EVESON J	AUS	3	7	2.3
2	GHARIBLOO M	IRI	3	7	2.3
2	HAIDARI H	SWE	3	7	2.3
5	JOHNSON J	CAN	3	6	2.0
5	NESS B	AUS	3	6	2.0
5	TAYLOR N	RSA	3	6	2.0
8	BIENEK A	GER	3	5	1.7
8	DROR L	ISR	3	5	1.7
8	GLASBRENNER J	USA	3	5	1.7

5 more players tied

### TURNOVERS

Rk	Name	Team	GP	Total	Avg
1	CURLE DN	RSA	3	20	6.7
2	TAYLOR N	RSA	3	19	6.3
3	NORTJE R	RSA	3	13	4.3
4	FUJIMOTO R	JPN	3	12	4.0
4	QU H	CHN	3	12	4.0
6	NUNES I	BRA	3	11	3.7
6	PAPENFUS M	RSA	3	11	3.7
8	SUZUKI A	JPN	3	10	3.3
9	HAIDARI H	SWE	3	9	3.0
10	DUREPOS D	CAN	3	8	2.7

2 more players tied



**INDIVIDUAL STATISTICS** As of 9 SEP 2008

个人技术统计

**TOTAL FIELD GOALS % (8 attempts/game minimum)**

Rk	Name	Team	GP	M/A	%
1	CHAMBERS J	USA	3	19/30	63.3
2	DROR L	ISR	3	24/38	63.2
3	EVESON J	AUS	3	26/42	61.9
4	NESS B	AUS	3	21/34	61.8
5	GHARIBLOO M	IRI	3	23/40	57.5
6	TAYLOR N	RSA	3	21/38	55.3
7	SUZUKI A	JPN	3	13/25	52.0
8	SCHULTE P	USA	3	17/33	51.5
9	AHMADI A	IRI	3	25/49	51.0
10	MUNN S	GBR	2	12/24	50.0

**TOTAL FIELD GOALS MADE**

Rk	Name	Team	GP	Total	Avg
1	EVESON J	AUS	3	26	8.7
2	AHMADI A	IRI	3	25	8.3
3	DROR L	ISR	3	24	8.0
4	GHARIBLOO M	IRI	3	23	7.7
5	H Aidari H	SWE	3	22	7.3
6	Kozai H	JPN	3	21	7.0
6	NESS B	AUS	3	21	7.0
6	TAYLOR N	RSA	3	21	7.0
6	TORFI MENESHIDI A	IRI	3	21	7.0
10	ANDERSON P	CAN	3	20	6.7

1 more players tied

**2 POINTS FIELD GOALS MADE**

Rk	Name	Team	GP	Total	Avg
1	EVESON J	AUS	3	25	8.3
2	DROR L	ISR	3	24	8.0
3	GHARIBLOO M	IRI	3	23	7.7
4	NESS B	AUS	3	21	7.0
4	TORFI MENESHIDI A	IRI	3	21	7.0
6	Haidari H	SWE	3	20	6.7
6	Meishar D	ISR	3	20	6.7
8	Chambers J	USA	3	19	6.3
8	Norris S	AUS	3	19	6.3
10	Munn S	GBR	2	12	6.0

**2 POINTS FIELD GOALS % (6 attempts/game minimum)**

Rk	Name	Team	GP	M/A	%
1	SILVA E	BRA	3	14/18	77.8
2	AHMADI A	IRI	3	15/22	68.2
3	EVESON J	AUS	3	25/37	67.6
4	GLASBRENNER J	USA	3	13/20	65.0
5	TAYLOR N	RSA	3	11/17	64.7
6	CHAMBERS J	USA	3	19/30	63.3
7	DROR L	ISR	3	24/38	63.2
8	NESS B	AUS	3	21/34	61.8
9	GHARIBLOO M	IRI	3	23/39	59.0
10	NORRIS S	AUS	3	19/35	54.3

**3 POINTS FIELD GOALS % (2 attempts/game minimum)**

Rk	Name	Team	GP	M/A	%
1	SCHULTE P	USA	3	7/10	70.0
2	TAYLOR N	RSA	3	10/21	47.6
3	HESAMY ZADEH Z	IRI	2	4/10	40.0
4	HALL J	GBR	3	2/5	40.0
5	ANDERSON P	CAN	3	3/8	37.5
6	AHMADI A	IRI	3	10/27	37.0
7	DUREPOS D	CAN	3	3/9	33.3
8	ALEXANDRE S	BRA	3	2/7	28.6
9	POLLOCK J	GBR	3	4/15	26.7
10	KOZAI H	JPN	3	4/16	25.0

**3 POINTS FIELD GOALS MADE**

Rk	Name	Team	GP	Total	Avg
1	AHMADI A	IRI	3	10	3.3
1	TAYLOR N	RSA	3	10	3.3
3	SCHULTE P	USA	3	7	2.3
4	HESAMY ZADEH Z	IRI	2	4	2.0
5	KOZAI H	JPN	3	4	1.3
5	POLLOCK J	GBR	3	4	1.3
7	ANDERSON P	CAN	3	3	1.0
7	DUREPOS D	CAN	3	3	1.0
7	NUNES I	BRA	3	3	1.0
10	ALEXANDRE S	BRA	3	2	0.7

5 more players tied

**FREE THROWS MADE**

Rk	Name	Team	GP	Total	Avg
1	ANDERSON P	CAN	3	17	5.7
2	SILVA E	BRA	3	15	5.0
3	NORTJE R	RSA	3	14	4.7
4	MEISHAR D	ISR	3	13	4.3
4	NESS B	AUS	3	13	4.3
6	Haidari H	SWE	3	11	3.7
6	ROZENBERG R	ISR	3	11	3.7
8	AHMADI A	IRI	3	9	3.0
8	EVESON J	AUS	3	9	3.0
8	JOHNSON J	CAN	3	9	3.0

2 more players tied

**FREE THROWS % (3 attempts/game minimum)**

Rk	Name	Team	GP	M/A	%
1	AHMADI A	IRI	3	9/13	69.2
2	NESS B	AUS	3	13/19	68.4
3	SILVA E	BRA	3	15/22	68.2
4	ENG D	CAN	3	8/12	66.7
5	GHARIBLOO M	IRI	3	6/9	66.7
6	MEISHAR D	ISR	3	13/20	65.0
7	ROZENBERG R	ISR	3	11/17	64.7
8	EVESON J	AUS	3	9/14	64.3
9	LINDEN J	SWE	2	5/8	62.5
10	NORTJE R	RSA	3	14/23	60.9

**Note:**

All Players eligible for these statistics must have played at least 50% of all games

**Legend:**

% Shooting Percentage      Avg Average per Game      Def Defensive Rebounds      GP Games Played  
M/A Made/Attempt      Off Offensive Rebounds      Rk Rank



## INDIVIDUAL STATISTICS As of 10 SEP 2008

个人技术统计

### POINTS (by average)

Rk	Name	Team	GP	Total	Avg
1	AHMADI A	IRI	3	69	23.0
2	EVESON J	AUS	3	62	20.7
3	H Aidari H	SWE	3	57	19.0
4	NESS B	AUS	3	55	18.3
5	ANDERSON P	CAN	4	72	18.0
6	MEISHAR D	ISR	3	53	17.7
7	DROR L	ISR	3	52	17.3
7	Gharibloo M	IRI	3	52	17.3
7	TAYLOR N	RSA	3	52	17.3
10	KOZAI H	JPN	4	68	17.0

### POINTS (by total)

Rk	Name	Team	GP	Avg	Total
1	ANDERSON P	CAN	4	18.0	72
2	AHMADI A	IRI	3	23.0	69
3	KOZAI H	JPN	4	17.0	68
4	EVESON J	AUS	3	20.7	62
5	Haidari H	SWE	3	19.0	57
6	NESS B	AUS	3	18.3	55
7	MEISHAR D	ISR	3	17.7	53
7	DROR L	ISR	3	17.3	52
8	Gharibloo M	IRI	3	17.3	52
8	TAYLOR N	RSA	3	17.3	52

### REBOUNDS

Rk	Name	Team	GP	Off	Def	Total	Avg
1	MEISHAR D	ISR	3	16	22	38	12.7
2	ANDERSON P	CAN	4	13	36	49	12.3
3	TORFI MENESHIDI A	IRI	3	11	23	34	11.3
4	FUJIMOTO R	JPN	4	7	36	43	10.8
5	Gharibloo M	IRI	3	6	25	31	10.3
6	DROR L	ISR	3	9	20	29	9.7
7	BESTWICK J	GBR	3	7	21	28	9.3
7	EVESON J	AUS	3	4	24	28	9.3
9	KOHLER-LENZ D	GER	3	7	19	26	8.7
10	WALLIN D	SWE	3	6	18	24	8.0

### ASSISTS

Rk	Name	Team	GP	Total	Avg
1	AHMADI A	IRI	3	19	6.3
2	EVESON J	AUS	3	18	6.0
2	Haidari H	SWE	3	18	6.0
4	ANDERSON P	CAN	4	21	5.3
5	POLLOCK J	GBR	3	14	4.7
6	PAYE M	USA	3	13	4.3
7	CHRISTINK L	GER	3	11	3.7
8	DUREPOS D	CAN	4	14	3.5
9	LEHRMAN A	ISR	2	7	3.5
10	LEHMANN L	GER	3	10	3.3

4 more players tied

### BLOCKED SHOTS

Rk	Name	Team	GP	Total	Avg
1	BYQVIST P	SWE	2	2	1.0
2	ANDERSON P	CAN	4	3	0.8
3	MEISHAR D	ISR	3	2	0.7
4	BYWATER T	GBR	2	1	0.5
5	BESTWICK J	GBR	3	1	0.3
5	BIENEK A	GER	3	1	0.3
5	CHAMBERS J	USA	3	1	0.3
5	CURLE DN	RSA	3	1	0.3
5	ENG D	CAN	4	1	0.3
5	GUSTAVSSON J	SWE	3	1	0.3

9 more players tied

### FOULS ON

Rk	Name	Team	GP	Total	Avg
1	Haidari H	SWE	3	24	8.0
1	NORTJE R	RSA	3	24	8.0
3	ANDERSON P	CAN	4	26	6.5
4	MEISHAR D	ISR	3	19	6.3
5	TORFI MENESHIDI A	IRI	3	18	6.0
6	SILVA E	BRA	3	17	5.7
7	JOHNSON J	CAN	4	21	5.3
8	NESS B	AUS	3	16	5.3
9	FUJIMOTO R	JPN	4	20	5.0
10	Gharibloo M	IRI	3	15	5.0

### STEALS

Rk	Name	Team	GP	Total	Avg
1	CHRISTINK L	GER	3	8	2.7
2	EVESON J	AUS	3	7	2.3
2	Gharibloo M	IRI	3	7	2.3
2	Haidari H	SWE	3	7	2.3
5	JOHNSON J	CAN	4	8	2.0
6	NESS B	AUS	3	6	2.0
6	TAYLOR N	RSA	3	6	2.0
8	BIENEK A	GER	3	5	1.7
8	DROR L	ISR	3	5	1.7
8	GLASBRENNER J	USA	3	5	1.7

5 more players tied

### TURNOVERS

Rk	Name	Team	GP	Total	Avg
1	CURLE DN	RSA	3	20	6.7
2	TAYLOR N	RSA	3	19	6.3
3	NORTJE R	RSA	3	13	4.3
4	QU H	CHN	3	12	4.0
5	NUNES I	BRA	3	11	3.7
5	PAPENFUS M	RSA	3	11	3.7
7	FUJIMOTO R	JPN	4	14	3.5
8	Haidari H	SWE	3	9	3.0
9	DUREPOS D	CAN	4	11	2.8
9	SUZUKI A	JPN	4	11	2.8


**INDIVIDUAL STATISTICS** As of 10 SEP 2008

个人技术统计

**TOTAL FIELD GOALS % (8 attempts/game minimum)**

Rk	Name	Team	GP	M/A	%
1	CHAMBERS J	USA	3	19/30	63.3
2	DROR L	ISR	3	24/38	63.2
3	EVESON J	AUS	3	26/42	61.9
4	NESS B	AUS	3	21/34	61.8
5	GHARIBLOO M	IRI	3	23/40	57.5
6	TAYLOR N	RSA	3	21/38	55.3
7	SCHULTE P	USA	3	17/33	51.5
8	AHMADI A	IRI	3	25/49	51.0
9	ANDERSON P	CAN	4	26/52	50.0
10	MUNN S	GBR	2	12/24	50.0

**TOTAL FIELD GOALS MADE**

Rk	Name	Team	GP	Total	Avg
1	EVESON J	AUS	3	26	8.7
2	AHMADI A	IRI	3	25	8.3
3	DROR L	ISR	3	24	8.0
4	GHARIBLOO M	IRI	3	23	7.7
5	H Aidari H	SWE	3	22	7.3
6	NESS B	AUS	3	21	7.0
6	TAYLOR N	RSA	3	21	7.0
6	TORFI MENESHIDI A	IRI	3	21	7.0
9	KOZAI H	JPN	4	27	6.8
10	MEISHAR D	ISR	3	20	6.7

**2 POINTS FIELD GOALS % (6 attempts/game minimum)**

Rk	Name	Team	GP	M/A	%
1	SILVA E	BRA	3	14/18	77.8
2	AHMADI A	IRI	3	15/22	68.2
3	EVESON J	AUS	3	25/37	67.6
4	GLASBRENNER J	USA	3	13/20	65.0
5	TAYLOR N	RSA	3	11/17	64.7
6	CHAMBERS J	USA	3	19/30	63.3
7	DROR L	ISR	3	24/38	63.2
8	NESS B	AUS	3	21/34	61.8
9	GHARIBLOO M	IRI	3	23/39	59.0
10	NORRIS S	AUS	3	19/35	54.3

**2 POINTS FIELD GOALS MADE**

Rk	Name	Team	GP	Total	Avg
1	EVESON J	AUS	3	25	8.3
2	DROR L	ISR	3	24	8.0
3	GHARIBLOO M	IRI	3	23	7.7
4	NESS B	AUS	3	21	7.0
4	TORFI MENESHIDI A	IRI	3	21	7.0
6	H Aidari H	SWE	3	20	6.7
6	MEISHAR D	ISR	3	20	6.7
8	CHAMBERS J	USA	3	19	6.3
8	NORRIS S	AUS	3	19	6.3
10	MUNN S	GBR	2	12	6.0

**3 POINTS FIELD GOALS % (2 attempts/game minimum)**

Rk	Name	Team	GP	M/A	%
1	SCHULTE P	USA	3	7/10	70.0
2	TAYLOR N	RSA	3	10/21	47.6
3	HESAMY ZADEH Z	IRI	2	4/10	40.0
4	HALL J	GBR	3	2/5	40.0
5	DUREPOS D	CAN	4	5/13	38.5
6	ANDERSON P	CAN	4	3/8	37.5
7	AHMADI A	IRI	3	10/27	37.0
8	KOZAI H	JPN	4	7/22	31.8
9	ALEXANDRE S	BRA	3	2/7	28.6
10	POLLOCK J	GBR	3	4/15	26.7

**3 POINTS FIELD GOALS MADE**

Rk	Name	Team	GP	Total	Avg
1	AHMADI A	IRI	3	10	3.3
1	TAYLOR N	RSA	3	10	3.3
3	SCHULTE P	USA	3	7	2.3
4	HESAMY ZADEH Z	IRI	2	4	2.0
5	KOZAI H	JPN	4	7	1.8
6	DUREPOS D	CAN	4	5	1.3
7	POLLOCK J	GBR	3	4	1.3
8	NUNES I	BRA	3	3	1.0
9	ANDERSON P	CAN	4	3	0.8
10	ALEXANDRE S	BRA	3	2	0.7

**FREE THROWS % (3 attempts/game minimum)**

Rk	Name	Team	GP	M/A	%
1	AHMADI A	IRI	3	9/13	69.2
2	NESS B	AUS	3	13/19	68.4
3	SILVA E	BRA	3	15/22	68.2
4	ENG D	CAN	4	8/12	66.7
5	GHARIBLOO M	IRI	3	6/9	66.7
6	MEISHAR D	ISR	3	13/20	65.0
7	ROZENBERG R	ISR	3	11/17	64.7
8	EVESON J	AUS	3	9/14	64.3
9	LINDEN J	SWE	2	5/8	62.5
10	NORTJE R	RSA	3	14/23	60.9

**FREE THROWS MADE**

Rk	Name	Team	GP	Total	Avg
1	SILVA E	BRA	3	15	5.0
2	NORTJE R	RSA	3	14	4.7
3	ANDERSON P	CAN	4	17	4.3
4	MEISHAR D	ISR	3	13	4.3
4	NESS B	AUS	3	13	4.3
6	H Aidari H	SWE	3	11	3.7
6	ROZENBERG R	ISR	3	11	3.7
8	AHMADI A	IRI	3	9	3.0
8	EVESON J	AUS	3	9	3.0
8	PASSIWAN D	GER	3	9	3.0

1 more players tied

**Note:**

All Players eligible for these statistics must have played at least 50% of all games

**Legend:**

%	Shooting Percentage	<b>Avg</b>	Average per Game	<b>Def</b>	Defensive Rebounds	<b>GP</b>	Games Played
M/A	Made/Attempt	<b>Off</b>	Offensive Rebounds	<b>Rk</b>	Rank		



## INDIVIDUAL STATISTICS As of 7 SEP 2008

个人技术统计

### POINTS (by average)

Rk	Name	Team	GP	Total	Avg
1	Haidari H	SWE	1	26	26.0
2	Nortje R	RSA	1	25	25.0
3	Ahmadi A	IRI	1	24	24.0
3	Taylor N	RSA	1	24	24.0
5	Kozai H	JPN	1	19	19.0
6	Gholam Azad V	IRI	1	18	18.0
7	Suzuki A	JPN	1	16	16.0
8	Gharibloo M	IRI	1	14	14.0
9	Kohlstrom P	SWE	1	13	13.0
10	Torfi Meneshidi A	IRI	1	12	12.0

### POINTS (by total)

Rk	Name	Team	GP	Avg	Total
1	Haidari H	SWE	1	26.0	26
2	Nortje R	RSA	1	25.0	25
3	Ahmadi A	IRI	1	24.0	24
3	Taylor N	RSA	1	24.0	24
5	Kozai H	JPN	1	19.0	19
6	Gholam Azad V	IRI	1	18.0	18
7	Suzuki A	JPN	1	16.0	16
8	Gharibloo M	IRI	1	14.0	14
9	Kohlstrom P	SWE	1	13.0	13
10	Torfi Meneshidi A	IRI	1	12.0	12

### REBOUNDS

Rk	Name	Team	GP	Off	Def	Total	Avg
1	Gustavsson J	SWE	1		13	13	13.0
1	Wallin D	SWE	1	2	11	13	13.0
3	Fujimoto R	JPN	1	2	9	11	11.0
3	Gharibloo M	IRI	1	1	10	11	11.0
5	Gholam Azad V	IRI	1	3	7	10	10.0
5	Nortje R	RSA	1	2	8	10	10.0
7	Curle DN	RSA	1	1	7	8	8.0
7	Haidari H	SWE	1	2	6	8	8.0
9	Suzuki A	JPN	1		7	7	7.0
9	Torfi Meneshidi A	IRI	1	2	5	7	7.0

### ASSISTS

Rk	Name	Team	GP	Total	Avg
1	Ahmadi A	IRI	1	10	10.0
2	Haidari H	SWE	1	7	7.0
3	Fujii S	JPN	1	4	4.0
3	Taylor N	RSA	1	4	4.0
5	Curle DN	RSA	1	3	3.0
5	Larsson T	SWE	1	3	3.0
5	Suzuki A	JPN	1	3	3.0
8	Daghaghelepour A	IRI	1	2	2.0
8	Fujimoto R	JPN	1	2	2.0
8	Kozai H	JPN	1	2	2.0

### FOULS ON

Rk	Name	Team	GP	Total	Avg
1	Nortje R	RSA	1	12	12.0
2	Haidari H	SWE	1	10	10.0
3	Gustavsson J	SWE	1	6	6.0
3	Torfi Meneshidi A	IRI	1	6	6.0
5	Fujimoto R	JPN	1	5	5.0
6	Ahmadi A	IRI	1	4	4.0
7	Curle DN	RSA	1	3	3.0
7	Gharibloo M	IRI	1	3	3.0
7	Wallin D	SWE	1	3	3.0
10	Daghaghelepour A	IRI	1	2	2.0

3 more players tied

### BLOCKED SHOTS

Rk	Name	Team	GP	Total	Avg

### STEALS

Rk	Name	Team	GP	Total	Avg
1	Torfi Meneshidi A	IRI	1	3	3.0
2	Ahmadi A	IRI	1	2	2.0
2	Curle DN	RSA	1	2	2.0
2	Daghaghelepour A	IRI	1	2	2.0
2	Haidari H	SWE	1	2	2.0
2	Kozai H	JPN	1	2	2.0
7	Fujimoto R	JPN	1	1	1.0
7	Gharibloo M	IRI	1	1	1.0
7	Gustavsson J	SWE	1	1	1.0
7	Hossein Pour E	IRI	1	1	1.0

5 more players tied

### TURNOVERS

Rk	Name	Team	GP	Total	Avg
1	Taylor N	RSA	1	5	5.0
2	Nortje R	RSA	1	4	4.0
3	Haidari H	SWE	1	3	3.0
3	Papenfus M	RSA	1	3	3.0
5	Fujimoto R	JPN	1	2	2.0
5	Hossein Pour E	IRI	1	2	2.0
5	Kozai H	JPN	1	2	2.0
5	Suzuki A	JPN	1	2	2.0
5	Torfi Meneshidi A	IRI	1	2	2.0
5	Zonke T	RSA	1	2	2.0


**INDIVIDUAL STATISTICS** As of 7 SEP 2008

个人技术统计

**TOTAL FIELD GOALS % (8 attempts/game minimum)**

Rk	Name	Team	GP	M/A	%
1	SUZUKI A	JPN	1	7/8	87.5
2	AHMADI A	IRI	1	9/15	60.0
3	KOHLSTROM P	SWE	1	6/10	60.0
4	GHOLAM AZAD V	IRI	1	9/17	52.9
5	TAYLOR N	RSA	1	10/19	52.6
6	NORTJE R	RSA	1	9/19	47.4
7	GHARIBLOO M	IRI	1	6/14	42.8
7	TORFI MENESHIDI A	IRI	1	6/14	42.8
9	HAIDARI H	SWE	1	10/25	40.0
10	KOZAI H	JPN	1	7/19	36.8

**TOTAL FIELD GOALS MADE**

Rk	Name	Team	GP	Total	Avg
1	HAIDARI H	SWE	1	10	10.0
1	TAYLOR N	RSA	1	10	10.0
3	AHMADI A	IRI	1	9	9.0
3	GHOLAM AZAD V	IRI	1	9	9.0
3	NORTJE R	RSA	1	9	9.0
6	KOZAI H	JPN	1	7	7.0
6	SUZUKI A	JPN	1	7	7.0
8	GHARIBLOO M	IRI	1	6	6.0
8	KOHLSTROM P	SWE	1	6	6.0
8	TORFI MENESHIDI A	IRI	1	6	6.0

**2 POINTS FIELD GOALS % (6 attempts/game minimum)**

Rk	Name	Team	GP	M/A	%
1	SUZUKI A	JPN	1	7/8	87.5
2	AHMADI A	IRI	1	7/9	77.8
3	TAYLOR N	RSA	1	6/8	75.0
4	KOHLSTROM P	SWE	1	6/10	60.0
5	GHOLAM AZAD V	IRI	1	9/17	52.9
6	NORTJE R	RSA	1	9/18	50.0
7	GHARIBLOO M	IRI	1	6/13	46.2
8	KOZAI H	JPN	1	4/9	44.4
9	HAIDARI H	SWE	1	10/23	43.5
10	TORFI MENESHIDI A	IRI	1	6/14	42.8

**2 POINTS FIELD GOALS MADE**

Rk	Name	Team	GP	Total	Avg
1	HAIDARI H	SWE	1	10	10.0
2	GHOLAM AZAD V	IRI	1	9	9.0
2	NORTJE R	RSA	1	9	9.0
4	AHMADI A	IRI	1	7	7.0
4	SUZUKI A	JPN	1	7	7.0
6	GHARIBLOO M	IRI	1	6	6.0
6	KOHLSTROM P	SWE	1	6	6.0
6	TAYLOR N	RSA	1	6	6.0
6	TORFI MENESHIDI A	IRI	1	6	6.0
10	KOZAI H	JPN	1	4	4.0

**3 POINTS FIELD GOALS % (2 attempts/game minimum)**

Rk	Name	Team	GP	M/A	%
1	TAYLOR N	RSA	1	4/11	36.4
2	AHMADI A	IRI	1	2/6	33.3
3	DAGHAGHELEPOUR A	IRI	1	1/3	33.3
4	KOZAI H	JPN	1	3/10	30.0
5	FUJII S	JPN	1	0/4	0.0
5	FUJIMOTO R	JPN	1	0/3	0.0
5	HAIDARI H	SWE	1	0/2	0.0

**3 POINTS FIELD GOALS MADE**

Rk	Name	Team	GP	Total	Avg
1	TAYLOR N	RSA	1	4	4.0
2	KOZAI H	JPN	1	3	3.0
3	AHMADI A	IRI	1	2	2.0
4	DAGHAGHELEPOUR A	IRI	1	1	1.0

**FREE THROWS % (3 attempts/game minimum)**

Rk	Name	Team	GP	M/A	%
1	AHMADI A	IRI	1	4/6	66.7
2	KOZAI H	JPN	1	2/3	66.7
3	NORTJE R	RSA	1	7/11	63.6
4	GUSTAVSSON J	SWE	1	5/10	50.0
5	HAIDARI H	SWE	1	6/14	42.8
6	FUJIMOTO R	JPN	1	2/5	40.0
7	CURLE DN	RSA	1	2/6	33.3
8	DAGHAGHELEPOUR A	IRI	1	0/4	0.0
8	TORFI MENESHIDI A	IRI	1	0/3	0.0

**FREE THROWS MADE**

Rk	Name	Team	GP	Total	Avg
1	NORTJE R	RSA	1	7	7.0
2	HAIDARI H	SWE	1	6	6.0
3	GUSTAVSSON J	SWE	1	5	5.0
4	AHMADI A	IRI	1	4	4.0
5	CURLE DN	RSA	1	2	2.0
5	FUJIMOTO R	JPN	1	2	2.0
5	GHARIBLOO M	IRI	1	2	2.0
5	KOZAI H	JPN	1	2	2.0
5	SUZUKI A	JPN	1	2	2.0
5	WALLIN D	SWE	1	2	2.0

**Note:**

All Players eligible for these statistics must have played at least 50% of all games

**Legend:**

%	Shooting Percentage	<b>Avg</b>	Average per Game	<b>Def</b>	Defensive Rebounds	<b>GP</b>	Games Played
M/A	Made/Attempt	<b>Off</b>	Offensive Rebounds	<b>Rk</b>	Rank		

## INDIVIDUAL STATISTICS As of 10 SEP 2008

个人技术统计

### POINTS (by average)

Rk	Name	Team	GP	Total	Avg
1	AHMADI A	IRI	3	69	23.0
2	EVESON J	AUS	3	62	20.7
3	NESS B	AUS	3	55	18.3
4	ANDERSON P	CAN	4	72	18.0
4	NORTJE R	RSA	4	72	18.0
6	H Aidari H	SWE	4	71	17.8
7	MEISHAR D	ISR	3	53	17.7
8	DROR L	ISR	3	52	17.3
8	Gharibloo M	IRI	3	52	17.3
10	Kozai H	JPN	4	68	17.0

### POINTS (by total)

Rk	Name	Team	GP	Avg	Total
1	ANDERSON P	CAN	4	18.0	72
1	NORTJE R	RSA	4	18.0	72
3	Haidari H	SWE	4	17.8	71
4	AHMADI A	IRI	3	23.0	69
5	Kozai H	JPN	4	17.0	68
6	Taylor N	RSA	4	16.3	65
7	EVESON J	AUS	3	20.7	62
8	NESS B	AUS	3	18.3	55
9	MEISHAR D	ISR	3	17.7	53
10	DROR L	ISR	3	17.3	52

1 more players tied

### ASSISTS

Rk	Name	Team	GP	Total	Avg
1	AHMADI A	IRI	3	19	6.3
2	EVESON J	AUS	3	18	6.0
3	Haidari H	SWE	4	23	5.8
4	ANDERSON P	CAN	4	21	5.3
5	POLLOCK J	GBR	3	14	4.7
6	PAYE M	USA	3	13	4.3
7	CHRISTINK L	GER	3	11	3.7
8	DUREPOS D	CAN	4	14	3.5
9	LEHRMAN A	ISR	2	7	3.5
10	LEHMANN L	GER	3	10	3.3

4 more players tied

### REBOUNDS

Rk	Name	Team	GP	Off	Def	Total	Avg
1	MEISHAR D	ISR	3	16	22	38	12.7
2	ANDERSON P	CAN	4	13	36	49	12.3
3	TORFI MENESHIDI A	IRI	3	11	23	34	11.3
4	FUJIMOTO R	JPN	4	7	36	43	10.8
5	Gharibloo M	IRI	3	6	25	31	10.3
6	DROR L	ISR	3	9	20	29	9.7
7	BESTWICK J	GBR	3	7	21	28	9.3
7	EVESON J	AUS	3	4	24	28	9.3
9	KOHLER-LENZ D	GER	3	7	19	26	8.7
10	CHAMBERS J	USA	3	3	20	23	7.7

1 more players tied

### FOULS ON

Rk	Name	Team	GP	Total	Avg
1	NORTJE R	RSA	4	32	8.0
2	Haidari H	SWE	4	29	7.3
3	ANDERSON P	CAN	4	26	6.5
4	MEISHAR D	ISR	3	19	6.3
5	TORFI MENESHIDI A	IRI	3	18	6.0
6	SILVA E	BRA	3	17	5.7
7	JOHNSON J	CAN	4	21	5.3
8	NESS B	AUS	3	16	5.3
9	FUJIMOTO R	JPN	4	20	5.0
10	Gharibloo M	IRI	3	15	5.0

### BLOCKED SHOTS

Rk	Name	Team	GP	Total	Avg
1	ANDERSON P	CAN	4	3	0.8
2	BYQVIST P	SWE	3	2	0.7
2	MEISHAR D	ISR	3	2	0.7
4	CURLE DN	RSA	4	2	0.5
5	BYWATER T	GBR	2	1	0.5
6	BESTWICK J	GBR	3	1	0.3
6	BIENEK A	GER	3	1	0.3
6	CHAMBERS J	USA	3	1	0.3
6	ENG D	CAN	4	1	0.3
6	GUSTAVSSON J	SWE	4	1	0.3

9 more players tied

### STEALS

Rk	Name	Team	GP	Total	Avg
1	CHRISTINK L	GER	3	8	2.7
2	EVESON J	AUS	3	7	2.3
2	Gharibloo M	IRI	3	7	2.3
4	Haidari H	SWE	4	8	2.0
4	JOHNSON J	CAN	4	8	2.0
4	Taylor N	RSA	4	8	2.0
7	NESS B	AUS	3	6	2.0
8	BIENEK A	GER	3	5	1.7
8	DROR L	ISR	3	5	1.7
8	GLASBRENNER J	USA	3	5	1.7

5 more players tied

### TURNOVERS

Rk	Name	Team	GP	Total	Avg
1	CURLE DN	RSA	4	24	6.0
2	Taylor N	RSA	4	23	5.8
3	PAPENFUS M	RSA	4	16	4.0
4	QU H	CHN	3	12	4.0
5	NORTJE R	RSA	4	15	3.8
6	NUNES I	BRA	3	11	3.7
7	FUJIMOTO R	JPN	4	14	3.5
8	Haidari H	SWE	4	13	3.3
9	DUREPOS D	CAN	4	11	2.8
9	SUZUKI A	JPN	4	11	2.8

**INDIVIDUAL STATISTICS** As of 10 SEP 2008

个人技术统计

**TOTAL FIELD GOALS % (8 attempts/game minimum)**

Rk	Name	Team	GP	M/A	%
1	CHAMBERS J	USA	3	19/30	63.3
2	DROR L	ISR	3	24/38	63.2
3	EVESON J	AUS	3	26/42	61.9
4	NESS B	AUS	3	21/34	61.8
5	GHARIBLOO M	IRI	3	23/40	57.5
6	SCHULTE P	USA	3	17/33	51.5
7	TAYLOR N	RSA	4	26/51	51.0
8	AHMADI A	IRI	3	25/49	51.0
9	NORTJE R	RSA	4	28/55	50.9
10	ANDERSON P	CAN	4	26/52	50.0

**TOTAL FIELD GOALS MADE**

Rk	Name	Team	GP	Total	Avg
1	EVESON J	AUS	3	26	8.7
2	AHMADI A	IRI	3	25	8.3
3	DROR L	ISR	3	24	8.0
4	GHARIBLOO M	IRI	3	23	7.7
5	H Aidari H	SWE	4	28	7.0
5	NORTJE R	RSA	4	28	7.0
7	NESS B	AUS	3	21	7.0
7	TORFI MENESHIDI A	IRI	3	21	7.0
9	KOZAI H	JPN	4	27	6.8
10	MEISHAR D	ISR	3	20	6.7

**2 POINTS FIELD GOALS % (6 attempts/game minimum)**

Rk	Name	Team	GP	M/A	%
1	SILVA E	BRA	3	14/18	77.8
2	AHMADI A	IRI	3	15/22	68.2
3	EVESON J	AUS	3	25/37	67.6
4	GLASBRENNER J	USA	3	13/20	65.0
5	CHAMBERS J	USA	3	19/30	63.3
6	DROR L	ISR	3	24/38	63.2
7	NESS B	AUS	3	21/34	61.8
8	GHARIBLOO M	IRI	3	23/39	59.0
9	TAYLOR N	RSA	4	14/25	56.0
10	NORRIS S	AUS	3	19/35	54.3

**2 POINTS FIELD GOALS MADE**

Rk	Name	Team	GP	Total	Avg
1	EVESON J	AUS	3	25	8.3
2	DROR L	ISR	3	24	8.0
3	GHARIBLOO M	IRI	3	23	7.7
4	NORTJE R	RSA	4	28	7.0
5	NESS B	AUS	3	21	7.0
5	TORFI MENESHIDI A	IRI	3	21	7.0
7	MEISHAR D	ISR	3	20	6.7
8	H Aidari H	SWE	4	26	6.5
9	CHAMBERS J	USA	3	19	6.3
9	NORRIS S	AUS	3	19	6.3

**3 POINTS FIELD GOALS % (2 attempts/game minimum)**

Rk	Name	Team	GP	M/A	%
1	SCHULTE P	USA	3	7/10	70.0
2	TAYLOR N	RSA	4	12/26	46.2
3	HESAMY ZADEH Z	IRI	2	4/10	40.0
4	HALL J	GBR	3	2/5	40.0
5	DUREPOS D	CAN	4	5/13	38.5
6	ANDERSON P	CAN	4	3/8	37.5
7	AHMADI A	IRI	3	10/27	37.0
8	KOZAI H	JPN	4	7/22	31.8
9	ALEXANDRE S	BRA	3	2/7	28.6
10	POLLOCK J	GBR	3	4/15	26.7

**3 POINTS FIELD GOALS MADE**

Rk	Name	Team	GP	Total	Avg
1	AHMADI A	IRI	3	10	3.3
2	TAYLOR N	RSA	4	12	3.0
3	SCHULTE P	USA	3	7	2.3
4	HESAMY ZADEH Z	IRI	2	4	2.0
5	KOZAI H	JPN	4	7	1.8
6	DUREPOS D	CAN	4	5	1.3
7	POLLOCK J	GBR	3	4	1.3
8	NUNES I	BRA	3	3	1.0
9	ANDERSON P	CAN	4	3	0.8
10	ALEXANDRE S	BRA	3	2	0.7

3 more players tied

**FREE THROWS MADE**

Rk	Name	Team	GP	Total	Avg
1	SILVA E	BRA	3	15	5.0
2	ANDERSON P	CAN	4	17	4.3
3	MEISHAR D	ISR	3	13	4.3
3	NESS B	AUS	3	13	4.3
5	NORTJE R	RSA	4	16	4.0
6	ROZENBERG R	ISR	3	11	3.7
7	H Aidari H	SWE	4	13	3.3
8	AHMADI A	IRI	3	9	3.0
8	EVESON J	AUS	3	9	3.0
8	PASSIWAN D	GER	3	9	3.0

1 more players tied

**FREE THROWS % (3 attempts/game minimum)**

Rk	Name	Team	GP	M/A	%
1	AHMADI A	IRI	3	9/13	69.2
2	NESS B	AUS	3	13/19	68.4
3	SILVA E	BRA	3	15/22	68.2
4	ENG D	CAN	4	8/12	66.7
5	GHARIBLOO M	IRI	3	6/9	66.7
6	MEISHAR D	ISR	3	13/20	65.0
7	ROZENBERG R	ISR	3	11/17	64.7
8	EVESON J	AUS	3	9/14	64.3
9	PASSIWAN D	GER	3	9/15	60.0
9	SACHS T	AUS	3	9/15	60.0

**Note:**

All Players eligible for these statistics must have played at least 50% of all games

**Legend:**

%	Shooting Percentage	<b>Avg</b>	Average per Game	<b>Def</b>	Defensive Rebounds	<b>GP</b>	Games Played
M/A	Made/Attempt	<b>Off</b>	Offensive Rebounds	<b>Rk</b>	Rank		



## INDIVIDUAL STATISTICS As of 10 SEP 2008

个人技术统计

### POINTS (by average)

Rk	Name	Team	GP	Total	Avg
1	EVESON J	AUS	3	62	20.7
2	AHMADI A	IRI	4	81	20.3
3	NESS B	AUS	3	57	19.0
4	GHARIBLOO M	IRI	4	74	18.5
5	MEISHAR D	ISR	3	55	18.3
6	ANDERSON P	CAN	4	72	18.0
6	NORTJE R	RSA	4	72	18.0
8	H Aidari H	SWE	4	71	17.8
9	DROR L	ISR	3	52	17.3
10	KOZAI H	JPN	4	68	17.0

### POINTS (by total)

Rk	Name	Team	GP	Avg	Total
1	AHMADI A	IRI	4	20.3	81
2	GHARIBLOO M	IRI	4	18.5	74
3	ANDERSON P	CAN	4	18.0	72
3	NORTJE R	RSA	4	18.0	72
5	Haidari H	SWE	4	17.8	71
6	KOZAI H	JPN	4	17.0	68
7	Taylor N	RSA	4	16.3	65
8	EVESON J	AUS	3	20.7	62
9	PASSIWAN D	GER	4	14.8	59
9	TORFI MENESHIDI A	IRI	4	14.8	59

### REBOUNDS

Rk	Name	Team	GP	Off	Def	Total	Avg
1	MEISHAR D	ISR	3	17	23	40	13.3
2	ANDERSON P	CAN	4	13	36	49	12.3
3	FUJIMOTO R	JPN	4	7	36	43	10.8
4	KOHLER-LENZ D	GER	4	14	28	42	10.5
5	TORFI MENESHIDI A	IRI	4	11	28	39	9.8
6	DROR L	ISR	3	9	20	29	9.7
7	GHARIBLOO M	IRI	4	7	30	37	9.3
8	BESTWICK J	GBR	3	7	21	28	9.3
8	EVESON J	AUS	3	4	24	28	9.3
10	CHAMBERS J	USA	3	3	20	23	7.7

1 more players tied

### FOULS ON

Rk	Name	Team	GP	Total	Avg
1	NORTJE R	RSA	4	32	8.0
2	Haidari H	SWE	4	29	7.3
3	ANDERSON P	CAN	4	26	6.5
4	MEISHAR D	ISR	3	19	6.3
5	SILVA E	BRA	3	17	5.7
6	GHARIBLOO M	IRI	4	22	5.5
6	TORFI MENESHIDI A	IRI	4	22	5.5
8	JOHNSON J	CAN	4	21	5.3
9	NESS B	AUS	3	16	5.3
10	FUJIMOTO R	JPN	4	20	5.0

### STEALS

Rk	Name	Team	GP	Total	Avg
1	CHRISTINK L	GER	4	10	2.5
2	EVESON J	AUS	3	7	2.3
3	GHARIBLOO M	IRI	4	8	2.0
3	Haidari H	SWE	4	8	2.0
3	JOHNSON J	CAN	4	8	2.0
3	Taylor N	RSA	4	8	2.0
7	NESS B	AUS	3	6	2.0
8	TORFI MENESHIDI A	IRI	4	7	1.8
9	DROR L	ISR	3	5	1.7
9	GLASBRENNER J	USA	3	5	1.7

2 more players tied

### ASSISTS

Rk	Name	Team	GP	Total	Avg
1	AHMADI A	IRI	4	24	6.0
2	EVESON J	AUS	3	18	6.0
3	Haidari H	SWE	4	23	5.8
4	ANDERSON P	CAN	4	21	5.3
5	POLLOCK J	GBR	3	14	4.7
6	CHRISTINK L	GER	4	17	4.3
7	PAYE M	USA	3	13	4.3
8	NORRIS S	AUS	3	11	3.7
9	DUREPOS D	CAN	4	14	3.5
10	LEHRMAN A	ISR	2	7	3.5

### BLOCKED SHOTS

Rk	Name	Team	GP	Total	Avg
1	ANDERSON P	CAN	4	3	0.8
2	BYQVIST P	SWE	3	2	0.7
2	MEISHAR D	ISR	3	2	0.7
4	CURLE DN	RSA	4	2	0.5
5	BYWATER T	GBR	2	1	0.5
6	BESTWICK J	GBR	3	1	0.3
6	BIENEK A	GER	4	1	0.3
6	CHAMBERS J	USA	3	1	0.3
6	ENG D	CAN	4	1	0.3
6	GUSTAVSSON J	SWE	4	1	0.3

9 more players tied

### TURNOVERS

Rk	Name	Team	GP	Total	Avg
1	CURLE DN	RSA	4	24	6.0
2	Taylor N	RSA	4	23	5.8
3	PAPENFUS M	RSA	4	16	4.0
4	QU H	CHN	3	12	4.0
5	NORTJE R	RSA	4	15	3.8
6	NUNES I	BRA	3	11	3.7
7	FUJIMOTO R	JPN	4	14	3.5
8	Haidari H	SWE	4	13	3.3
9	AHMADI A	IRI	4	12	3.0
10	DUREPOS D	CAN	4	11	2.8

1 more players tied



**INDIVIDUAL STATISTICS** As of 10 SEP 2008

个人技术统计

**TOTAL FIELD GOALS % (8 attempts/game minimum)**

Rk	Name	Team	GP	M/A	%
1	CHAMBERS J	USA	3	19/30	63.3
2	DROR L	ISR	3	24/38	63.2
3	EVESON J	AUS	3	26/42	61.9
4	NESS B	AUS	3	22/36	61.1
5	GHARIBLOO M	IRI	4	32/53	60.4
6	SCHULTE P	USA	3	17/33	51.5
7	TAYLOR N	RSA	4	26/51	51.0
8	NORTJE R	RSA	4	28/55	50.9
9	ANDERSON P	CAN	4	26/52	50.0
10	KOHLER-LENZ D	GER	4	20/40	50.0

**TOTAL FIELD GOALS MADE**

Rk	Name	Team	GP	Total	Avg
1	EVESON J	AUS	3	26	8.7
2	GHARIBLOO M	IRI	4	32	8.0
3	DROR L	ISR	3	24	8.0
4	AHMADI A	IRI	4	29	7.3
5	NESS B	AUS	3	22	7.3
6	H Aidari H	SWE	4	28	7.0
6	NORTJE R	RSA	4	28	7.0
8	MEISHAR D	ISR	3	21	7.0
9	KOZAI H	JPN	4	27	6.8
10	ANDERSON P	CAN	4	26	6.5

1 more players tied

**2 POINTS FIELD GOALS MADE**

Rk	Name	Team	GP	Total	Avg
1	EVESON J	AUS	3	25	8.3
2	GHARIBLOO M	IRI	4	32	8.0
3	DROR L	ISR	3	24	8.0
4	NESS B	AUS	3	22	7.3
5	NORTJE R	RSA	4	28	7.0
6	MEISHAR D	ISR	3	21	7.0
7	Haidari H	SWE	4	26	6.5
8	PASSIWAN D	GER	4	25	6.3
8	TORFI MENESHIDI A	IRI	4	25	6.3
10	CHAMBERS J	USA	3	19	6.3

1 more players tied

**3 POINTS FIELD GOALS MADE**

Rk	Name	Team	GP	Total	Avg
1	AHMADI A	IRI	4	12	3.0
1	TAYLOR N	RSA	4	12	3.0
3	SCHULTE P	USA	3	7	2.3
4	KOZAI H	JPN	4	7	1.8
5	DUREPOS D	CAN	4	5	1.3
6	HESAMY ZADEH Z	IRI	3	4	1.3
6	POLLOCK J	GBR	3	4	1.3
8	NUNES I	BRA	3	3	1.0
9	ANDERSON P	CAN	4	3	0.8
10	ALEXANDRE S	BRA	3	2	0.7

3 more players tied

**FREE THROWS MADE**

Rk	Name	Team	GP	Total	Avg
1	SILVA E	BRA	3	15	5.0
2	ANDERSON P	CAN	4	17	4.3
3	MEISHAR D	ISR	3	13	4.3
3	NESS B	AUS	3	13	4.3
5	NORTJE R	RSA	4	16	4.0
6	ROZENBERG R	ISR	3	11	3.7
7	Haidari H	SWE	4	13	3.3
8	EVESON J	AUS	3	9	3.0
8	SACHS T	AUS	3	9	3.0
10	AHMADI A	IRI	4	11	2.8

**2 POINTS FIELD GOALS % (6 attempts/game minimum)**

Rk	Name	Team	GP	M/A	%
1	SILVA E	BRA	3	14/18	77.8
2	AHMADI A	IRI	4	17/25	68.0
3	EVESON J	AUS	3	25/37	67.6
4	GLASBRENNER J	USA	3	13/20	65.0
5	CHAMBERS J	USA	3	19/30	63.3
6	DROR L	ISR	3	24/38	63.2
7	GHARIBLOO M	IRI	4	32/52	61.5
8	NESS B	AUS	3	22/36	61.1
9	TAYLOR N	RSA	4	14/25	56.0
10	NORRIS S	AUS	3	19/35	54.3

**3 POINTS FIELD GOALS % (2 attempts/game minimum)**

Rk	Name	Team	GP	M/A	%
1	SCHULTE P	USA	3	7/10	70.0
2	TAYLOR N	RSA	4	12/26	46.2
3	HALL J	GBR	3	2/5	40.0
4	DUREPOS D	CAN	4	5/13	38.5
5	ANDERSON P	CAN	4	3/8	37.5
6	HESAMY ZADEH Z	IRI	3	4/11	36.4
7	AHMADI A	IRI	4	12/35	34.3
8	KOZAI H	JPN	4	7/22	31.8
9	ALEXANDRE S	BRA	3	2/7	28.6
10	POLLOCK J	GBR	3	4/15	26.7

**FREE THROWS % (3 attempts/game minimum)**

Rk	Name	Team	GP	M/A	%
1	GHARIBLOO M	IRI	4	10/14	71.4
2	NESS B	AUS	3	13/19	68.4
3	SILVA E	BRA	3	15/22	68.2
4	ENG D	CAN	4	8/12	66.7
5	MEISHAR D	ISR	3	13/20	65.0
6	AHMADI A	IRI	4	11/17	64.7
6	ROZENBERG R	ISR	3	11/17	64.7
8	EVESON J	AUS	3	9/14	64.3
9	SACHS T	AUS	3	9/15	60.0
10	AHMADI E	IRI	2	3/5	60.0

**Note:**

All Players eligible for these statistics must have played at least 50% of all games

**Legend:**

%	Shooting Percentage	<b>Avg</b>	Average per Game	<b>Def</b>	Defensive Rebounds	<b>GP</b>	Games Played
M/A	Made/Attempt	<b>Off</b>	Offensive Rebounds	<b>Rk</b>	Rank		



## INDIVIDUAL STATISTICS As of 10 SEP 2008

个人技术统计

### POINTS (by average)

Rk	Name	Team	GP	Total	Avg
1	NESS B	AUS	4	85	21.3
2	AHMADI A	IRI	4	81	20.3
3	EVESON J	AUS	4	75	18.8
4	GHARIBLOO M	IRI	4	74	18.5
5	ANDERSON P	CAN	4	72	18.0
5	NORTJE R	RSA	4	72	18.0
7	HAIDARI H	SWE	4	71	17.8
8	KOZAI H	JPN	4	68	17.0
8	MEISHAR D	ISR	4	68	17.0
10	ROZENBERG R	ISR	4	65	16.3

1 more players tied

### REBOUNDS

Rk	Name	Team	GP	Off	Def	Total	Avg
1	MEISHAR D	ISR	4	18	34	52	13.0
2	ANDERSON P	CAN	4	13	36	49	12.3
3	FUJIMOTO R	JPN	4	7	36	43	10.8
4	KOHLER-LENZ D	GER	4	14	28	42	10.5
5	TORFI MENESHIDI A	IRI	4	11	28	39	9.8
6	GHARIBLOO M	IRI	4	7	30	37	9.3
7	BESTWICK J	GBR	3	7	21	28	9.3
8	DROR L	ISR	4	10	23	33	8.3
8	NESS B	AUS	4	10	23	33	8.3
10	EVESON J	AUS	4	4	28	32	8.0

### FOULS ON

Rk	Name	Team	GP	Total	Avg
1	NORTJE R	RSA	4	32	8.0
2	HAIDARI H	SWE	4	29	7.3
3	ANDERSON P	CAN	4	26	6.5
4	NESS B	AUS	4	23	5.8
5	SILVA E	BRA	3	17	5.7
6	GHARIBLOO M	IRI	4	22	5.5
6	MEISHAR D	ISR	4	22	5.5
6	TORFI MENESHIDI A	IRI	4	22	5.5
9	JOHNSON J	CAN	4	21	5.3
10	FUJIMOTO R	JPN	4	20	5.0

1 more players tied

### STEALS

Rk	Name	Team	GP	Total	Avg
1	CHRISTINK L	GER	4	10	2.5
2	EVESON J	AUS	4	8	2.0
2	GHARIBLOO M	IRI	4	8	2.0
2	HAIDARI H	SWE	4	8	2.0
2	JOHNSON J	CAN	4	8	2.0
2	TAYLOR N	RSA	4	8	2.0
7	DROR L	ISR	4	7	1.8
7	NESS B	AUS	4	7	1.8
7	TORFI MENESHIDI A	IRI	4	7	1.8
10	GLASBRENNER J	USA	3	5	1.7

2 more players tied

### POINTS (by total)

Rk	Name	Team	GP	Avg	Total
1	NESS B	AUS	4	21.3	85
2	AHMADI A	IRI	4	20.3	81
3	EVESON J	AUS	4	18.8	75
4	GHARIBLOO M	IRI	4	18.5	74
5	ANDERSON P	CAN	4	18.0	72
5	NORTJE R	RSA	4	18.0	72
7	HAIDARI H	SWE	4	17.8	71
8	KOZAI H	JPN	4	17.0	68
8	MEISHAR D	ISR	4	17.0	68
10	ROZENBERG R	ISR	4	16.3	65

1 more players tied

### ASSISTS

Rk	Name	Team	GP	Total	Avg
1	AHMADI A	IRI	4	24	6.0
2	HAIDARI H	SWE	4	23	5.8
3	EVESON J	AUS	4	22	5.5
4	ANDERSON P	CAN	4	21	5.3
5	POLLOCK J	GBR	3	14	4.7
6	NORRIS S	AUS	4	18	4.5
7	CHRISTINK L	GER	4	17	4.3
8	PAYE M	USA	3	13	4.3
9	ROZENBERG R	ISR	4	15	3.8
10	DUREPOS D	CAN	4	14	3.5

### BLOCKED SHOTS

Rk	Name	Team	GP	Total	Avg
1	MEISHAR D	ISR	4	4	1.0
2	ANDERSON P	CAN	4	3	0.8
3	BYQVIST P	SWE	3	2	0.7
4	CURLE DN	RSA	4	2	0.5
5	BYWATER T	GBR	2	1	0.5
6	BESTWICK J	GBR	3	1	0.3
6	BIENEK A	GER	4	1	0.3
6	CHAMBERS J	USA	3	1	0.3
6	ENG D	CAN	4	1	0.3
6	GUSTAVSSON J	SWE	4	1	0.3

11 more players tied

### TURNOVERS

Rk	Name	Team	GP	Total	Avg
1	CURLE DN	RSA	4	24	6.0
2	TAYLOR N	RSA	4	23	5.8
3	PAPENFUS M	RSA	4	16	4.0
4	QU H	CHN	3	12	4.0
5	NORTJE R	RSA	4	15	3.8
6	NUNES I	BRA	3	11	3.7
7	FUJIMOTO R	JPN	4	14	3.5
8	HAIDARI H	SWE	4	13	3.3
9	AHMADI A	IRI	4	12	3.0
10	DUREPOS D	CAN	4	11	2.8

1 more players tied


**INDIVIDUAL STATISTICS** As of 10 SEP 2008

个人技术统计

**TOTAL FIELD GOALS % (8 attempts/game minimum)**

Rk	Name	Team	GP	M/A	%
1	EVESON J	AUS	4	31/48	64.6
2	CHAMBERS J	USA	3	19/30	63.3
3	GHARIBLOO M	IRI	4	32/53	60.4
4	DROR L	ISR	4	29/49	59.2
5	NESS B	AUS	4	31/54	57.4
6	SCHULTE P	USA	3	17/33	51.5
7	TAYLOR N	RSA	4	26/51	51.0
8	NORTJE R	RSA	4	28/55	50.9
9	ANDERSON P	CAN	4	26/52	50.0
10	KOHLER-LENZ D	GER	4	20/40	50.0

**TOTAL FIELD GOALS MADE**

Rk	Name	Team	GP	Total	Avg
1	GHARIBLOO M	IRI	4	32	8.0
2	EVESON J	AUS	4	31	7.8
2	NESS B	AUS	4	31	7.8
4	AHMADI A	IRI	4	29	7.3
4	DROR L	ISR	4	29	7.3
6	H Aidari H	SWE	4	28	7.0
6	NORTJE R	RSA	4	28	7.0
8	Kozai H	JPN	4	27	6.8
9	ANDERSON P	CAN	4	26	6.5
9	TAYLOR N	RSA	4	26	6.5

**2 POINTS FIELD GOALS % (6 attempts/game minimum)**

Rk	Name	Team	GP	M/A	%
1	SILVA E	BRA	3	14/18	77.8
2	EVESON J	AUS	4	30/43	69.8
3	AHMADI A	IRI	4	17/25	68.0
4	GLASBRENNER J	USA	3	13/20	65.0
5	CHAMBERS J	USA	3	19/30	63.3
6	GHARIBLOO M	IRI	4	32/52	61.5
7	DROR L	ISR	4	29/49	59.2
8	NESS B	AUS	4	31/53	58.5
9	TAYLOR N	RSA	4	14/25	56.0
10	KOHLER-LENZ D	GER	4	20/37	54.1

**2 POINTS FIELD GOALS MADE**

Rk	Name	Team	GP	Total	Avg
1	GHARIBLOO M	IRI	4	32	8.0
2	NESS B	AUS	4	31	7.8
3	EVESON J	AUS	4	30	7.5
4	DROR L	ISR	4	29	7.3
5	NORTJE R	RSA	4	28	7.0
6	Haidari H	SWE	4	26	6.5
7	MEISHAR D	ISR	4	25	6.3
7	PASSIWAN D	GER	4	25	6.3
7	TORFI MENESHIDI A	IRI	4	25	6.3
10	CHAMBERS J	USA	3	19	6.3

**3 POINTS FIELD GOALS % (2 attempts/game minimum)**

Rk	Name	Team	GP	M/A	%
1	SCHULTE P	USA	3	7/10	70.0
2	TAYLOR N	RSA	4	12/26	46.2
3	HALL J	GBR	3	2/5	40.0
4	DUREPOS D	CAN	4	5/13	38.5
5	ANDERSON P	CAN	4	3/8	37.5
6	HESAMY ZADEH Z	IRI	3	4/11	36.4
7	AHMADI A	IRI	4	12/35	34.3
8	HENDEL L	ISR	4	2/6	33.3
9	Kozai H	JPN	4	7/22	31.8
10	ALEXANDRE S	BRA	3	2/7	28.6

**3 POINTS FIELD GOALS MADE**

Rk	Name	Team	GP	Total	Avg
1	AHMADI A	IRI	4	12	3.0
1	TAYLOR N	RSA	4	12	3.0
3	SCHULTE P	USA	3	7	2.3
4	Kozai H	JPN	4	7	1.8
5	DUREPOS D	CAN	4	5	1.3
6	HESAMY ZADEH Z	IRI	3	4	1.3
6	POLLOCK J	GBR	3	4	1.3
8	NUNES I	BRA	3	3	1.0
9	ANDERSON P	CAN	4	3	0.8
10	ALEXANDRE S	BRA	3	2	0.7

2 more players tied

**FREE THROWS MADE**

Rk	Name	Team	GP	M/A	%
1	MEISHAR D	ISR	4	18/25	72.0
2	NESS B	AUS	4	23/32	71.9
3	GHARIBLOO M	IRI	4	10/14	71.4
4	ROZENBERG R	ISR	4	18/26	69.2
5	SILVA E	BRA	3	15/22	68.2
6	ENG D	CAN	4	8/12	66.7
7	AHMADI A	IRI	4	11/17	64.7
8	EVESON J	AUS	4	12/20	60.0
9	SACHS T	AUS	4	9/15	60.0
10	AHMADI E	IRI	2	3/5	60.0

Rk	Name	Team	GP	Total	Avg
1	NESS B	AUS	4	23	5.8
2	SILVA E	BRA	3	15	5.0
3	MEISHAR D	ISR	4	18	4.5
3	ROZENBERG R	ISR	4	18	4.5
5	ANDERSON P	CAN	4	17	4.3
6	NORTJE R	RSA	4	16	4.0
7	Haidari H	SWE	4	13	3.3
8	EVESON J	AUS	4	12	3.0
9	AHMADI A	IRI	4	11	2.8
10	GLASBRENNER J	USA	3	8	2.7

**Note:**

All Players eligible for these statistics must have played at least 50% of all games

**Legend:**

%	Shooting Percentage	<b>Avg</b>	Average per Game	<b>Def</b>	Defensive Rebounds	<b>GP</b>	Games Played
M/A	Made/Attempt	<b>Off</b>	Offensive Rebounds	<b>Rk</b>	Rank		

## INDIVIDUAL STATISTICS As of 10 SEP 2008

个人技术统计

### POINTS (by average)

Rk	Name	Team	GP	Total	Avg
1	NESS B	AUS	4	85	21.3
2	AHMADI A	IRI	4	81	20.3
3	EVESON J	AUS	4	75	18.8
4	GHARIBLOO M	IRI	4	74	18.5
5	ANDERSON P	CAN	4	72	18.0
5	NORTJE R	RSA	4	72	18.0
7	HAIDARI H	SWE	4	71	17.8
8	KOZAI H	JPN	4	68	17.0
8	MEISHAR D	ISR	4	68	17.0
10	ROZENBERG R	ISR	4	65	16.3

1 more players tied

### REBOUNDS

Rk	Name	Team	GP	Off	Def	Total	Avg
1	MEISHAR D	ISR	4	18	34	52	13.0
2	ANDERSON P	CAN	4	13	36	49	12.3
3	FUJIMOTO R	JPN	4	7	36	43	10.8
4	KOHLER-LENZ D	GER	4	14	28	42	10.5
5	TORFI MENESHIDI A	IRI	4	11	28	39	9.8
6	GHARIBLOO M	IRI	4	7	30	37	9.3
7	BESTWICK J	GBR	3	7	21	28	9.3
8	DROR L	ISR	4	10	23	33	8.3
8	NESS B	AUS	4	10	23	33	8.3
10	EVESON J	AUS	4	4	28	32	8.0

### FOULS ON

Rk	Name	Team	GP	Total	Avg
1	NORTJE R	RSA	4	32	8.0
2	HAIDARI H	SWE	4	29	7.3
3	ANDERSON P	CAN	4	26	6.5
4	NESS B	AUS	4	23	5.8
5	SILVA E	BRA	3	17	5.7
6	GHARIBLOO M	IRI	4	22	5.5
6	MEISHAR D	ISR	4	22	5.5
6	TORFI MENESHIDI A	IRI	4	22	5.5
9	JOHNSON J	CAN	4	21	5.3
10	FUJIMOTO R	JPN	4	20	5.0

1 more players tied

### STEALS

Rk	Name	Team	GP	Total	Avg
1	CHRISTINK L	GER	4	10	2.5
1	SCOTT M	USA	4	10	2.5
3	EVESON J	AUS	4	8	2.0
3	GHARIBLOO M	IRI	4	8	2.0
3	HAIDARI H	SWE	4	8	2.0
3	JOHNSON J	CAN	4	8	2.0
3	TAYLOR N	RSA	4	8	2.0
8	DROR L	ISR	4	7	1.8
8	NESS B	AUS	4	7	1.8
8	SERIO S	USA	4	7	1.8

1 more players tied

### POINTS (by total)

Rk	Name	Team	GP	Avg	Total
1	NESS B	AUS	4	21.3	85
2	AHMADI A	IRI	4	20.3	81
3	EVESON J	AUS	4	18.8	75
4	GHARIBLOO M	IRI	4	18.5	74
5	ANDERSON P	CAN	4	18.0	72
5	NORTJE R	RSA	4	18.0	72
7	HAIDARI H	SWE	4	17.8	71
8	KOZAI H	JPN	4	17.0	68
8	MEISHAR D	ISR	4	17.0	68
10	ROZENBERG R	ISR	4	16.3	65

1 more players tied

### ASSISTS

Rk	Name	Team	GP	Total	Avg
1	AHMADI A	IRI	4	24	6.0
2	HAIDARI H	SWE	4	23	5.8
3	EVESON J	AUS	4	22	5.5
4	ANDERSON P	CAN	4	21	5.3
5	POLLOCK J	GBR	3	14	4.7
6	NORRIS S	AUS	4	18	4.5
7	CHRISTINK L	GER	4	17	4.3
8	PAYE M	USA	4	15	3.8
8	ROZENBERG R	ISR	4	15	3.8
10	DUREPOS D	CAN	4	14	3.5

1 more players tied

### BLOCKED SHOTS

Rk	Name	Team	GP	Total	Avg
1	MEISHAR D	ISR	4	4	1.0
2	ANDERSON P	CAN	4	3	0.8
3	BYQVIST P	SWE	3	2	0.7
4	CHAMBERS J	USA	4	2	0.5
4	CURLE DN	RSA	4	2	0.5
6	BYWATER T	GBR	2	1	0.5
7	BESTWICK J	GBR	3	1	0.3
7	BIENEK A	GER	4	1	0.3
7	ENG D	CAN	4	1	0.3
7	GUSTAVSSON J	SWE	4	1	0.3

12 more players tied

### TURNOVERS

Rk	Name	Team	GP	Total	Avg
1	CURLE DN	RSA	4	24	6.0
2	TAYLOR N	RSA	4	23	5.8
3	YANG L	CHN	4	17	4.3
4	PAPENFUS M	RSA	4	16	4.0
5	NORTJE R	RSA	4	15	3.8
6	NUNES I	BRA	3	11	3.7
7	FUJIMOTO R	JPN	4	14	3.5
7	QU H	CHN	4	14	3.5
9	HAIDARI H	SWE	4	13	3.3
10	AHMADI A	IRI	4	12	3.0

**INDIVIDUAL STATISTICS** As of 10 SEP 2008

个人技术统计

**TOTAL FIELD GOALS % (8 attempts/game minimum)**

Rk	Name	Team	GP	M/A	%
1	CHAMBERS J	USA	4	22/33	66.7
2	EVESON J	AUS	4	31/48	64.6
3	GHARIBLOO M	IRI	4	32/53	60.4
4	DROR L	ISR	4	29/49	59.2
5	NESS B	AUS	4	31/54	57.4
6	SCHULTE P	USA	4	24/45	53.3
7	TAYLOR N	RSA	4	26/51	51.0
8	NORTJE R	RSA	4	28/55	50.9
9	ANDERSON P	CAN	4	26/52	50.0
10	KOHLER-LENZ D	GER	4	20/40	50.0

**TOTAL FIELD GOALS MADE**

Rk	Name	Team	GP	Total	Avg
1	GHARIBLOO M	IRI	4	32	8.0
2	EVESON J	AUS	4	31	7.8
2	NESS B	AUS	4	31	7.8
4	AHMADI A	IRI	4	29	7.3
4	DROR L	ISR	4	29	7.3
6	H Aidari H	SWE	4	28	7.0
6	NORTJE R	RSA	4	28	7.0
8	KOZAI H	JPN	4	27	6.8
9	ANDERSON P	CAN	4	26	6.5
9	TAYLOR N	RSA	4	26	6.5

**2 POINTS FIELD GOALS % (6 attempts/game minimum)**

Rk	Name	Team	GP	M/A	%
1	SILVA E	BRA	3	14/18	77.8
2	GLASBRENNER J	USA	4	19/26	73.1
3	EVESON J	AUS	4	30/43	69.8
4	AHMADI A	IRI	4	17/25	68.0
5	CHAMBERS J	USA	4	22/33	66.7
6	GHARIBLOO M	IRI	4	32/52	61.5
7	DROR L	ISR	4	29/49	59.2
8	SERIO S	USA	4	13/22	59.1
9	NESS B	AUS	4	31/53	58.5
10	TAYLOR N	RSA	4	14/25	56.0

**2 POINTS FIELD GOALS MADE**

Rk	Name	Team	GP	Total	Avg
1	GHARIBLOO M	IRI	4	32	8.0
2	NESS B	AUS	4	31	7.8
3	EVESON J	AUS	4	30	7.5
4	DROR L	ISR	4	29	7.3
5	NORTJE R	RSA	4	28	7.0
6	H Aidari H	SWE	4	26	6.5
7	MEISHAR D	ISR	4	25	6.3
7	PASSIWAN D	GER	4	25	6.3
7	TORFI MENESHIDI A	IRI	4	25	6.3
10	MUNN S	GBR	2	12	6.0

**3 POINTS FIELD GOALS % (2 attempts/game minimum)**

Rk	Name	Team	GP	M/A	%
1	SCHULTE P	USA	4	8/12	66.7
2	TAYLOR N	RSA	4	12/26	46.2
3	HALL J	GBR	3	2/5	40.0
4	DUREPOS D	CAN	4	5/13	38.5
5	ANDERSON P	CAN	4	3/8	37.5
6	HESAMY ZADEH Z	IRI	3	4/11	36.4
7	AHMADI A	IRI	4	12/35	34.3
8	HENDEL L	ISR	4	2/6	33.3
9	KOZAI H	JPN	4	7/22	31.8
10	ALEXANDRE S	BRA	3	2/7	28.6

**3 POINTS FIELD GOALS MADE**

Rk	Name	Team	GP	Total	Avg
1	AHMADI A	IRI	4	12	3.0
1	TAYLOR N	RSA	4	12	3.0
3	SCHULTE P	USA	4	8	2.0
4	KOZAI H	JPN	4	7	1.8
5	DUREPOS D	CAN	4	5	1.3
6	HESAMY ZADEH Z	IRI	3	4	1.3
6	POLLOCK J	GBR	3	4	1.3
8	NUNES I	BRA	3	3	1.0
9	ANDERSON P	CAN	4	3	0.8
9	MAZZI J	USA	4	3	0.8

**FREE THROWS % (3 attempts/game minimum)**

Rk	Name	Team	GP	M/A	%
1	MEISHAR D	ISR	4	18/25	72.0
2	NESS B	AUS	4	23/32	71.9
3	GHARIBLOO M	IRI	4	10/14	71.4
4	ROZENBERG R	ISR	4	18/26	69.2
5	SILVA E	BRA	3	15/22	68.2
6	ENG D	CAN	4	8/12	66.7
7	AHMADI A	IRI	4	11/17	64.7
8	EVESON J	AUS	4	12/20	60.0
9	SACHS T	AUS	4	9/15	60.0
10	DING H	CHN	4	6/10	60.0

**FREE THROWS MADE**

Rk	Name	Team	GP	Total	Avg
1	NESS B	AUS	4	23	5.8
2	SILVA E	BRA	3	15	5.0
3	MEISHAR D	ISR	4	18	4.5
3	ROZENBERG R	ISR	4	18	4.5
5	ANDERSON P	CAN	4	17	4.3
6	NORTJE R	RSA	4	16	4.0
7	H Aidari H	SWE	4	13	3.3
8	EVESON J	AUS	4	12	3.0
8	GLASBRENNER J	USA	4	12	3.0
10	AHMADI A	IRI	4	11	2.8

**Note:**

All Players eligible for these statistics must have played at least 50% of all games

**Legend:**

% Shooting Percentage      Avg Average per Game      Def Defensive Rebounds      GP Games Played  
M/A Made/Attempt      Off Offensive Rebounds      Rk Rank

## INDIVIDUAL STATISTICS As of 10 SEP 2008

个人技术统计

### POINTS (by average)

Rk	Name	Team	GP	Total	Avg
1	NESS B	AUS	4	85	21.3
2	AHMADI A	IRI	4	81	20.3
3	EVESON J	AUS	4	75	18.8
4	GHARIBLOO M	IRI	4	74	18.5
5	ANDERSON P	CAN	4	72	18.0
5	NORTJE R	RSA	4	72	18.0
7	MUNN S	GBR	3	54	18.0
8	HAIDARI H	SWE	4	71	17.8
9	KOZAI H	JPN	4	68	17.0
9	MEISHAR D	ISR	4	68	17.0

### POINTS (by total)

Rk	Name	Team	GP	Avg	Total
1	NESS B	AUS	4	21.3	85
2	AHMADI A	IRI	4	20.3	81
3	EVESON J	AUS	4	18.8	75
4	GHARIBLOO M	IRI	4	18.5	74
5	ANDERSON P	CAN	4	18.0	72
5	NORTJE R	RSA	4	18.0	72
7	HAIDARI H	SWE	4	17.8	71
8	KOZAI H	JPN	4	17.0	68
8	MEISHAR D	ISR	4	17.0	68
10	ROZENBERG R	ISR	4	16.3	65

1 more players tied

### REBOUNDS

Rk	Name	Team	GP	Off	Def	Total	Avg
1	MEISHAR D	ISR	4	18	34	52	13.0
2	ANDERSON P	CAN	4	13	36	49	12.3
3	MUNN S	GBR	3	6	30	36	12.0
4	FUJIMOTO R	JPN	4	7	36	43	10.8
5	KOHLER-LENZ D	GER	4	14	28	42	10.5
6	TORFI MENESHIDI A	IRI	4	11	28	39	9.8
7	GHARIBLOO M	IRI	4	7	30	37	9.3
8	DROR L	ISR	4	10	23	33	8.3
8	NESS B	AUS	4	10	23	33	8.3
10	EVESON J	AUS	4	4	28	32	8.0

### ASSISTS

Rk	Name	Team	GP	Total	Avg
1	AHMADI A	IRI	4	24	6.0
2	HAIDARI H	SWE	4	23	5.8
3	EVESON J	AUS	4	22	5.5
4	ANDERSON P	CAN	4	21	5.3
5	NORRIS S	AUS	4	18	4.5
5	POLLOCK J	GBR	4	18	4.5
7	CHRISTINK L	GER	4	17	4.3
8	PAYE M	USA	4	15	3.8
8	ROZENBERG R	ISR	4	15	3.8
10	DUREPOS D	CAN	4	14	3.5

1 more players tied

### FOULS ON

Rk	Name	Team	GP	Total	Avg
1	NORTJE R	RSA	4	32	8.0
2	HAIDARI H	SWE	4	29	7.3
3	ANDERSON P	CAN	4	26	6.5
4	NESS B	AUS	4	23	5.8
5	MUNN S	GBR	3	17	5.7
6	GHARIBLOO M	IRI	4	22	5.5
6	MEISHAR D	ISR	4	22	5.5
6	TORFI MENESHIDI A	IRI	4	22	5.5
9	JOHNSON J	CAN	4	21	5.3
10	FUJIMOTO R	JPN	4	20	5.0

1 more players tied

### BLOCKED SHOTS

Rk	Name	Team	GP	Total	Avg
1	MEISHAR D	ISR	4	4	1.0
2	ANDERSON P	CAN	4	3	0.8
3	BYQVIST P	SWE	3	2	0.7
4	CHAMBERS J	USA	4	2	0.5
4	CURLE DN	RSA	4	2	0.5
4	SILVA E	BRA	4	2	0.5
7	BESTWICK J	GBR	4	1	0.3
7	BIENEK A	GER	4	1	0.3
7	BYWATER T	GBR	3	1	0.3
7	ENG D	CAN	4	1	0.3

12 more players tied

### STEALS

Rk	Name	Team	GP	Total	Avg
1	CHRISTINK L	GER	4	10	2.5
1	SCOTT M	USA	4	10	2.5
3	EVESON J	AUS	4	8	2.0
3	GHARIBLOO M	IRI	4	8	2.0
3	HAIDARI H	SWE	4	8	2.0
3	JOHNSON J	CAN	4	8	2.0
3	TAYLOR N	RSA	4	8	2.0
8	DROR L	ISR	4	7	1.8
8	NESS B	AUS	4	7	1.8
8	SERIO S	USA	4	7	1.8

1 more players tied

### TURNOVERS

Rk	Name	Team	GP	Total	Avg
1	CURLE DN	RSA	4	24	6.0
2	TAYLOR N	RSA	4	23	5.8
3	YANG L	CHN	4	17	4.3
4	PAPENFUS M	RSA	4	16	4.0
5	NORTJE R	RSA	4	15	3.8
6	FUJIMOTO R	JPN	4	14	3.5
6	QU H	CHN	4	14	3.5
8	HAIDARI H	SWE	4	13	3.3
8	NUNES I	BRA	4	13	3.3
10	AHMADI A	IRI	4	12	3.0

**INDIVIDUAL STATISTICS** As of 10 SEP 2008

个人技术统计

**TOTAL FIELD GOALS % (8 attempts/game minimum)**

Rk	Name	Team	GP	M/A	%
1	CHAMBERS J	USA	4	22/33	66.7
2	EVESON J	AUS	4	31/48	64.6
3	GHARIBLOO M	IRI	4	32/53	60.4
4	DROR L	ISR	4	29/49	59.2
5	SILVA E	BRA	4	18/31	58.1
6	NESS B	AUS	4	31/54	57.4
7	SCHULTE P	USA	4	24/45	53.3
8	TAYLOR N	RSA	4	26/51	51.0
9	NORTJE R	RSA	4	28/55	50.9
10	ANDERSON P	CAN	4	26/52	50.0

**TOTAL FIELD GOALS MADE**

Rk	Name	Team	GP	Total	Avg
1	GHARIBLOO M	IRI	4	32	8.0
2	EVESON J	AUS	4	31	7.8
2	NESS B	AUS	4	31	7.8
4	AHMADI A	IRI	4	29	7.3
4	DROR L	ISR	4	29	7.3
6	H Aidari H	SWE	4	28	7.0
6	NORTJE R	RSA	4	28	7.0
8	MUNN S	GBR	3	21	7.0
9	Kozai H	JPN	4	27	6.8
10	ANDERSON P	CAN	4	26	6.5

1 more players tied

**2 POINTS FIELD GOALS MADE**

Rk	Name	Team	GP	Total	Avg
1	GHARIBLOO M	IRI	4	32	8.0
2	NESS B	AUS	4	31	7.8
3	EVESON J	AUS	4	30	7.5
4	DROR L	ISR	4	29	7.3
5	NORTJE R	RSA	4	28	7.0
6	MUNN S	GBR	3	21	7.0
7	Haidari H	SWE	4	26	6.5
8	Meishar D	ISR	4	25	6.3
8	Passiwan D	GER	4	25	6.3
8	TORFI MENESHIDI A	IRI	4	25	6.3

**2 POINTS FIELD GOALS % (6 attempts/game minimum)**

Rk	Name	Team	GP	M/A	%
1	GLASBRENNER J	USA	4	19/26	73.1
2	EVESON J	AUS	4	30/43	69.8
3	AHMADI A	IRI	4	17/25	68.0
4	CHAMBERS J	USA	4	22/33	66.7
5	SILVA E	BRA	4	17/26	65.4
6	GHARIBLOO M	IRI	4	32/52	61.5
7	DROR L	ISR	4	29/49	59.2
8	SERIO S	USA	4	13/22	59.1
9	NESS B	AUS	4	31/53	58.5
10	BYWATER T	GBR	3	12/21	57.1

**3 POINTS FIELD GOALS % (2 attempts/game minimum)**

Rk	Name	Team	GP	M/A	%
1	SCHULTE P	USA	4	8/12	66.7
2	TAYLOR N	RSA	4	12/26	46.2
3	DUREPOS D	CAN	4	5/13	38.5
4	ANDERSON P	CAN	4	3/8	37.5
5	ALEXANDRE S	BRA	4	4/11	36.4
5	HESAMY ZADEH Z	IRI	3	4/11	36.4
7	AHMADI A	IRI	4	12/35	34.3
8	HENDEL L	ISR	4	2/6	33.3
9	Kozai H	JPN	4	7/22	31.8
10	MAZZI J	USA	4	3/11	27.3

**3 POINTS FIELD GOALS MADE**

Rk	Name	Team	GP	Total	Avg
1	AHMADI A	IRI	4	12	3.0
1	TAYLOR N	RSA	4	12	3.0
3	SCHULTE P	USA	4	8	2.0
4	Kozai H	JPN	4	7	1.8
5	DUREPOS D	CAN	4	5	1.3
6	HESAMY ZADEH Z	IRI	3	4	1.3
7	ALEXANDRE S	BRA	4	4	1.0
7	NUNES I	BRA	4	4	1.0
7	POLLOCK J	GBR	4	4	1.0
10	ANDERSON P	CAN	4	3	0.8

1 more players tied

**FREE THROWS MADE**

Rk	Name	Team	GP	Total	Avg
1	NESS B	AUS	4	23	5.8
2	MEISHAR D	ISR	4	18	4.5
2	ROZENBERG R	ISR	4	18	4.5
2	SILVA E	BRA	4	18	4.5
5	ANDERSON P	CAN	4	17	4.3
6	NORTJE R	RSA	4	16	4.0
7	MUNN S	GBR	3	12	4.0
8	Haidari H	SWE	4	13	3.3
9	EVESON J	AUS	4	12	3.0
9	GLASBRENNER J	USA	4	12	3.0

**FREE THROWS % (3 attempts/game minimum)**

Rk	Name	Team	GP	M/A	%
1	MUNN S	GBR	3	12/14	85.7
2	MEISHAR D	ISR	4	18/25	72.0
2	SILVA E	BRA	4	18/25	72.0
4	NESS B	AUS	4	23/32	71.9
5	GHARIBLOO M	IRI	4	10/14	71.4
6	ROZENBERG R	ISR	4	18/26	69.2
7	ENG D	CAN	4	8/12	66.7
8	AHMADI A	IRI	4	11/17	64.7
9	EVESON J	AUS	4	12/20	60.0
10	SACHS T	AUS	4	9/15	60.0

**Note:**

All Players eligible for these statistics must have played at least 50% of all games

**Legend:**

%	Shooting Percentage	<b>Avg</b>	Average per Game	<b>Def</b>	Defensive Rebounds	<b>GP</b>	Games Played
M/A	Made/Attempt	<b>Off</b>	Offensive Rebounds	<b>Rk</b>	Rank		

INDIVIDUAL STATISTICS As of 11 SEP 2008

个人技术统计

POINTS (by average)

Rk	Name	Team	GP	Total	Avg
1	NESS B	AUS	4	85	21.3
2	AHMADI A	IRI	4	81	20.3
3	MUNN S	GBR	4	79	19.8
4	EVESON J	AUS	4	75	18.8
5	GHARIBLOO M	IRI	4	74	18.5
6	ANDERSON P	CAN	4	72	18.0
6	NORTJE R	RSA	4	72	18.0
8	HAIDARI H	SWE	4	71	17.8
9	KOZAI H	JPN	4	68	17.0
10	MEISHAR D	ISR	5	84	16.8

POINTS (by total)

Rk	Name	Team	GP	Avg	Total
1	NESS B	AUS	4	21.3	85
2	MEISHAR D	ISR	5	16.8	84
3	ROZENBERG R	ISR	5	16.4	82
4	AHMADI A	IRI	4	20.3	81
5	MUNN S	GBR	4	19.8	79
6	DROR L	ISR	5	15.6	78
7	EVESON J	AUS	4	18.8	75
8	GHARIBLOO M	IRI	4	18.5	74
9	ANDERSON P	CAN	4	18.0	72
9	NORTJE R	RSA	4	18.0	72

REBOUNDS

Rk	Name	Team	GP	Off	Def	Total	Avg
1	MUNN S	GBR	4	7	49	56	14.0
2	ANDERSON P	CAN	4	13	36	49	12.3
3	MEISHAR D	ISR	5	21	38	59	11.8
4	FUJIMOTO R	JPN	4	7	36	43	10.8
5	KOHLER-LENZ D	GER	4	14	28	42	10.5
6	TORFI MENESHIDI A	IRI	4	11	28	39	9.8
7	GHARIBLOO M	IRI	4	7	30	37	9.3
8	NESS B	AUS	4	10	23	33	8.3
9	EVESON J	AUS	4	4	28	32	8.0
10	DROR L	ISR	5	14	25	39	7.8

ASSISTS

Rk	Name	Team	GP	Total	Avg
1	POLLOCK J	GBR	5	31	6.2
2	AHMADI A	IRI	4	24	6.0
3	HAIDARI H	SWE	4	23	5.8
4	EVESON J	AUS	4	22	5.5
5	ANDERSON P	CAN	4	21	5.3
6	NORRIS S	AUS	4	18	4.5
7	CHRISTINK L	GER	4	17	4.3
8	ROZENBERG R	ISR	5	21	4.2
9	PAYE M	USA	4	15	3.8
10	DUREPOS D	CAN	4	14	3.5

FOULS ON

Rk	Name	Team	GP	Total	Avg
1	NORTJE R	RSA	4	32	8.0
2	HAIDARI H	SWE	4	29	7.3
3	MUNN S	GBR	4	28	7.0
4	ANDERSON P	CAN	4	26	6.5
5	NESS B	AUS	4	23	5.8
6	GHARIBLOO M	IRI	4	22	5.5
6	TORFI MENESHIDI A	IRI	4	22	5.5
8	JOHNSON J	CAN	4	21	5.3
9	MEISHAR D	ISR	5	25	5.0
10	FUJIMOTO R	JPN	4	20	5.0

BLOCKED SHOTS

Rk	Name	Team	GP	Total	Avg
1	MEISHAR D	ISR	5	4	0.8
2	ANDERSON P	CAN	4	3	0.8
3	BYQVIST P	SWE	3	2	0.7
4	CHAMBERS J	USA	4	2	0.5
4	CURLE DN	RSA	4	2	0.5
4	SILVA E	BRA	4	2	0.5
7	BIENEK A	GER	4	1	0.3
7	BYWATER T	GBR	4	1	0.3
7	ENG D	CAN	4	1	0.3
7	GUSTAVSSON J	SWE	4	1	0.3

1 more players tied

11 more players tied

STEALS

Rk	Name	Team	GP	Total	Avg
1	CHRISTINK L	GER	4	10	2.5
1	SCOTT M	USA	4	10	2.5
3	EVESON J	AUS	4	8	2.0
3	GHARIBLOO M	IRI	4	8	2.0
3	HAIDARI H	SWE	4	8	2.0
3	JOHNSON J	CAN	4	8	2.0
3	TAYLOR N	RSA	4	8	2.0
8	NESS B	AUS	4	7	1.8
8	SERIO S	USA	4	7	1.8
8	TORFI MENESHIDI A	IRI	4	7	1.8

TURNOVERS

Rk	Name	Team	GP	Total	Avg
1	CURLE DN	RSA	4	24	6.0
2	TAYLOR N	RSA	4	23	5.8
3	YANG L	CHN	4	17	4.3
4	PAPENFUS M	RSA	4	16	4.0
5	NORTJE R	RSA	4	15	3.8
6	FUJIMOTO R	JPN	4	14	3.5
6	QU H	CHN	4	14	3.5
8	HAIDARI H	SWE	4	13	3.3
8	NUNES I	BRA	4	13	3.3
10	AHMADI A	IRI	4	12	3.0



**INDIVIDUAL STATISTICS** As of 11 SEP 2008

个人技术统计

**TOTAL FIELD GOALS % (8 attempts/game minimum)**

Rk	Name	Team	GP	M/A	%
1	CHAMBERS J	USA	4	22/33	66.7
2	EVESON J	AUS	4	31/48	64.6
3	GHARIBLOO M	IRI	4	32/53	60.4
4	SILVA E	BRA	4	18/31	58.1
5	NESS B	AUS	4	31/54	57.4
6	MUNN S	GBR	4	30/54	55.6
7	DROR L	ISR	5	34/63	54.0
8	SCHULTE P	USA	4	24/45	53.3
9	TAYLOR N	RSA	4	26/51	51.0
10	NORTJE R	RSA	4	28/55	50.9

**TOTAL FIELD GOALS MADE**

Rk	Name	Team	GP	Total	Avg
1	GHARIBLOO M	IRI	4	32	8.0
2	EVESON J	AUS	4	31	7.8
2	NESS B	AUS	4	31	7.8
4	MUNN S	GBR	4	30	7.5
5	AHMADI A	IRI	4	29	7.3
6	H Aidari H	SWE	4	28	7.0
6	NORTJE R	RSA	4	28	7.0
8	DROR L	ISR	5	34	6.8
9	Kozai H	JPN	4	27	6.8
10	ANDERSON P	CAN	4	26	6.5

1 more players tied

**2 POINTS FIELD GOALS MADE**

Rk	Name	Team	GP	Total	Avg
1	GHARIBLOO M	IRI	4	32	8.0
2	NESS B	AUS	4	31	7.8
3	EVESON J	AUS	4	30	7.5
3	MUNN S	GBR	4	30	7.5
5	NORTJE R	RSA	4	28	7.0
6	DROR L	ISR	5	33	6.6
7	Haidari H	SWE	4	26	6.5
8	MEISHAR D	ISR	5	32	6.4
9	PASSIWAN D	GER	4	25	6.3
9	TORFI MENESHIDI A	IRI	4	25	6.3

**2 POINTS FIELD GOALS % (6 attempts/game minimum)**

Rk	Name	Team	GP	M/A	%
1	GLASBRENNER J	USA	4	19/26	73.1
2	EVESON J	AUS	4	30/43	69.8
3	AHMADI A	IRI	4	17/25	68.0
4	CHAMBERS J	USA	4	22/33	66.7
5	SILVA E	BRA	4	17/26	65.4
6	GHARIBLOO M	IRI	4	32/52	61.5
7	SERIO S	USA	4	13/22	59.1
8	NESS B	AUS	4	31/53	58.5
9	MUNN S	GBR	4	30/52	57.7
10	BYWATER T	GBR	4	19/33	57.6

**3 POINTS FIELD GOALS % (2 attempts/game minimum)**

Rk	Name	Team	GP	M/A	%
1	SCHULTE P	USA	4	8/12	66.7
2	TAYLOR N	RSA	4	12/26	46.2
3	DUREPOS D	CAN	4	5/13	38.5
4	ANDERSON P	CAN	4	3/8	37.5
5	ALEXANDRE S	BRA	4	4/11	36.4
5	HESAMY ZADEH Z	IRI	3	4/11	36.4
7	AHMADI A	IRI	4	12/35	34.3
8	HENDEL L	ISR	5	3/9	33.3
9	Kozai H	JPN	4	7/22	31.8
10	POLLOCK J	GBR	5	6/22	27.3

**3 POINTS FIELD GOALS MADE**

Rk	Name	Team	GP	Total	Avg
1	AHMADI A	IRI	4	12	3.0
1	TAYLOR N	RSA	4	12	3.0
3	SCHULTE P	USA	4	8	2.0
4	Kozai H	JPN	4	7	1.8
5	DUREPOS D	CAN	4	5	1.3
6	HESAMY ZADEH Z	IRI	3	4	1.3
7	POLLOCK J	GBR	5	6	1.2
8	ALEXANDRE S	BRA	4	4	1.0
8	NUNES I	BRA	4	4	1.0
10	ANDERSON P	CAN	4	3	0.8

1 more players tied

**FREE THROWS MADE**

Rk	Name	Team	GP	Total	Avg
1	NESS B	AUS	4	23	5.8
2	MUNN S	GBR	4	19	4.8
3	SILVA E	BRA	4	18	4.5
4	ANDERSON P	CAN	4	17	4.3
5	MEISHAR D	ISR	5	20	4.0
6	NORTJE R	RSA	4	16	4.0
7	ROZENBERG R	ISR	5	19	3.8
8	Haidari H	SWE	4	13	3.3
9	EVESON J	AUS	4	12	3.0
9	GLASBRENNER J	USA	4	12	3.0

**FREE THROWS % (3 attempts/game minimum)**

Rk	Name	Team	GP	M/A	%
1	MUNN S	GBR	4	19/24	79.2
2	SILVA E	BRA	4	18/25	72.0
3	NESS B	AUS	4	23/32	71.9
4	GHARIBLOO M	IRI	4	10/14	71.4
5	BYWATER T	GBR	4	7/10	70.0
6	MEISHAR D	ISR	5	20/29	69.0
7	ROZENBERG R	ISR	5	19/28	67.9
8	ENG D	CAN	4	8/12	66.7
9	AHMADI A	IRI	4	11/17	64.7
10	EVESON J	AUS	4	12/20	60.0

**Note:**

All Players eligible for these statistics must have played at least 50% of all games

**Legend:**

%	Shooting Percentage	<b>Avg</b>	Average per Game	<b>Def</b>	Defensive Rebounds	<b>GP</b>	Games Played
M/A	Made/Attempt	<b>Off</b>	Offensive Rebounds	<b>Rk</b>	Rank		



## INDIVIDUAL STATISTICS As of 11 SEP 2008

个人技术统计

### POINTS (by average)

Rk	Name	Team	GP	Total	Avg
1	NESS B	AUS	4	85	21.3
2	AHMADI A	IRI	4	81	20.3
3	MUNN S	GBR	4	79	19.8
4	EVESON J	AUS	4	75	18.8
5	GHARIBLOO M	IRI	4	74	18.5
6	ANDERSON P	CAN	4	72	18.0
7	NORTJE R	RSA	5	87	17.4
8	MEISHAR D	ISR	5	84	16.8
9	ROZENBERG R	ISR	5	82	16.4
10	HAIDARI H	SWE	5	80	16.0

### POINTS (by total)

Rk	Name	Team	GP	Avg	Total
1	NORTJE R	RSA	5	17.4	87
2	NESS B	AUS	4	21.3	85
3	MEISHAR D	ISR	5	16.8	84
4	ROZENBERG R	ISR	5	16.4	82
5	AHMADI A	IRI	4	20.3	81
6	HAIDARI H	SWE	5	16.0	80
7	MUNN S	GBR	4	19.8	79
8	DROR L	ISR	5	15.6	78
9	EVESON J	AUS	4	18.8	75
9	KOZAI H	JPN	5	15.0	75

1 more players tied

### ASSISTS

Rk	Name	Team	GP	Total	Avg
1	HAIDARI H	SWE	5	33	6.6
2	POLLOCK J	GBR	5	31	6.2
3	AHMADI A	IRI	4	24	6.0
4	EVESON J	AUS	4	22	5.5
5	ANDERSON P	CAN	4	21	5.3
6	NORRIS S	AUS	4	18	4.5
7	ROZENBERG R	ISR	5	21	4.2
8	PAYE M	USA	4	15	3.8
9	CHRISTINK L	GER	5	18	3.6
10	DUREPOS D	CAN	4	14	3.5

1 more players tied

### BLOCKED SHOTS

Rk	Name	Team	GP	Total	Avg
1	MEISHAR D	ISR	5	4	0.8
2	ANDERSON P	CAN	4	3	0.8
3	BYQVIST P	SWE	3	2	0.7
4	CHAMBERS J	USA	4	2	0.5
4	SILVA E	BRA	4	2	0.5
6	CURLE DN	RSA	5	2	0.4
7	BYWATER T	GBR	4	1	0.3
7	ENG D	CAN	4	1	0.3
7	HUANG X	CHN	4	1	0.3
7	JOHNSON J	CAN	4	1	0.3

9 more players tied

### TURNOVERS

Rk	Name	Team	GP	Total	Avg
1	CURLE DN	RSA	5	26	5.2
2	TAYLOR N	RSA	5	24	4.8
3	YANG L	CHN	4	17	4.3
4	NORTJE R	RSA	5	18	3.6
5	QU H	CHN	4	14	3.5
6	FUJIMOTO R	JPN	5	17	3.4
6	HAIDARI H	SWE	5	17	3.4
6	PAPENFUS M	RSA	5	17	3.4
9	NUNES I	BRA	4	13	3.3
10	AHMADI A	IRI	4	12	3.0

### REBOUNDS

Rk	Name	Team	GP	Off	Def	Total	Avg
1	MUNN S	GBR	4	7	49	56	14.0
2	ANDERSON P	CAN	4	13	36	49	12.3
3	MEISHAR D	ISR	5	21	38	59	11.8
4	FUJIMOTO R	JPN	5	11	42	53	10.6
5	TORFI MENESHIDI A	IRI	4	11	28	39	9.8
6	KOHLER-LENZ D	GER	5	14	33	47	9.4
7	GHARIBLOO M	IRI	4	7	30	37	9.3
8	NORTJE R	RSA	5	5	38	43	8.6
9	NESS B	AUS	4	10	23	33	8.3
10	EVESON J	AUS	4	4	28	32	8.0

### FOULS ON

Rk	Name	Team	GP	Total	Avg
1	NORTJE R	RSA	5	38	7.6
2	HAIDARI H	SWE	5	35	7.0
3	MUNN S	GBR	4	28	7.0
4	ANDERSON P	CAN	4	26	6.5
5	NESS B	AUS	4	23	5.8
6	GHARIBLOO M	IRI	4	22	5.5
6	TORFI MENESHIDI A	IRI	4	22	5.5
8	JOHNSON J	CAN	4	21	5.3
9	MEISHAR D	ISR	5	25	5.0
10	SILVA E	BRA	4	19	4.8

### STEALS

Rk	Name	Team	GP	Total	Avg
1	SCOTT M	USA	4	10	2.5
2	CHRISTINK L	GER	5	10	2.0
2	HAIDARI H	SWE	5	10	2.0
4	EVESON J	AUS	4	8	2.0
4	GHARIBLOO M	IRI	4	8	2.0
4	JOHNSON J	CAN	4	8	2.0
7	TAYLOR N	RSA	5	9	1.8
8	NESS B	AUS	4	7	1.8
8	SERIO S	USA	4	7	1.8
8	TORFI MENESHIDI A	IRI	4	7	1.8


**INDIVIDUAL STATISTICS** As of 11 SEP 2008

个人技术统计

**TOTAL FIELD GOALS % (8 attempts/game minimum)**

Rk	Name	Team	GP	M/A	%
1	CHAMBERS J	USA	4	22/33	66.7
2	EVESON J	AUS	4	31/48	64.6
3	GHARIBLOO M	IRI	4	32/53	60.4
4	SILVA E	BRA	4	18/31	58.1
5	NESS B	AUS	4	31/54	57.4
6	MUNN S	GBR	4	30/54	55.6
7	DROR L	ISR	5	34/63	54.0
8	SCHULTE P	USA	4	24/45	53.3
9	TAYLOR N	RSA	5	30/57	52.6
10	ANDERSON P	CAN	4	26/52	50.0

**TOTAL FIELD GOALS MADE**

Rk	Name	Team	GP	Total	Avg
1	GHARIBLOO M	IRI	4	32	8.0
2	EVESON J	AUS	4	31	7.8
2	NESS B	AUS	4	31	7.8
4	MUNN S	GBR	4	30	7.5
5	AHMADI A	IRI	4	29	7.3
6	DROR L	ISR	5	34	6.8
7	NORTJE R	RSA	5	33	6.6
8	ANDERSON P	CAN	4	26	6.5
9	MEISHAR D	ISR	5	32	6.4
10	TORFI MENESHIDI A	IRI	4	25	6.3

**2 POINTS FIELD GOALS % (6 attempts/game minimum)**

Rk	Name	Team	GP	M/A	%
1	GLASBRENNER J	USA	4	19/26	73.1
2	EVESON J	AUS	4	30/43	69.8
3	AHMADI A	IRI	4	17/25	68.0
4	CHAMBERS J	USA	4	22/33	66.7
5	SILVA E	BRA	4	17/26	65.4
6	GHARIBLOO M	IRI	4	32/52	61.5
7	SERIO S	USA	4	13/22	59.1
8	NESS B	AUS	4	31/53	58.5
9	MUNN S	GBR	4	30/52	57.7
10	BYWATER T	GBR	4	19/33	57.6

**2 POINTS FIELD GOALS MADE**

Rk	Name	Team	GP	Total	Avg
1	GHARIBLOO M	IRI	4	32	8.0
2	NESS B	AUS	4	31	7.8
3	EVESON J	AUS	4	30	7.5
3	MUNN S	GBR	4	30	7.5
5	DROR L	ISR	5	33	6.6
5	NORTJE R	RSA	5	33	6.6
7	MEISHAR D	ISR	5	32	6.4
8	TORFI MENESHIDI A	IRI	4	25	6.3
9	PASSIWAN D	GER	5	29	5.8
10	ANDERSON P	CAN	4	23	5.8

**3 POINTS FIELD GOALS % (2 attempts/game minimum)**

Rk	Name	Team	GP	M/A	%
1	SCHULTE P	USA	4	8/12	66.7
2	TAYLOR N	RSA	5	14/30	46.7
3	DUREPOS D	CAN	4	5/13	38.5
4	ANDERSON P	CAN	4	3/8	37.5
5	ALEXANDRE S	BRA	4	4/11	36.4
5	HESAMY ZADEH Z	IRI	3	4/11	36.4
7	AHMADI A	IRI	4	12/35	34.3
8	HENDEL L	ISR	5	3/9	33.3
9	KOZAI H	JPN	5	7/22	31.8
10	POLLOCK J	GBR	5	6/22	27.3

**3 POINTS FIELD GOALS MADE**

Rk	Name	Team	GP	Total	Avg
1	AHMADI A	IRI	4	12	3.0
2	TAYLOR N	RSA	5	14	2.8
3	SCHULTE P	USA	4	8	2.0
4	KOZAI H	JPN	5	7	1.4
5	DUREPOS D	CAN	4	5	1.3
6	HESAMY ZADEH Z	IRI	3	4	1.3
7	POLLOCK J	GBR	5	6	1.2
8	ALEXANDRE S	BRA	4	4	1.0
8	NUNES I	BRA	4	4	1.0
10	ANDERSON P	CAN	4	3	0.8

1 more players tied

**FREE THROWS MADE**
**FREE THROWS % (3 attempts/game minimum)**

Rk	Name	Team	GP	M/A	%
1	MUNN S	GBR	4	19/24	79.2
2	SILVA E	BRA	4	18/25	72.0
3	NESS B	AUS	4	23/32	71.9
4	GHARIBLOO M	IRI	4	10/14	71.4
5	BYWATER T	GBR	4	7/10	70.0
6	MEISHAR D	ISR	5	20/29	69.0
7	ROZENBERG R	ISR	5	19/28	67.9
8	ENG D	CAN	4	8/12	66.7
9	AHMADI A	IRI	4	11/17	64.7
10	KOZAI H	JPN	5	10/16	62.5

Rk	Name	Team	GP	Total	Avg
1	NESS B	AUS	4	23	5.8
2	MUNN S	GBR	4	19	4.8
3	SILVA E	BRA	4	18	4.5
4	ANDERSON P	CAN	4	17	4.3
5	NORTJE R	RSA	5	21	4.2
6	MEISHAR D	ISR	5	20	4.0
7	ROZENBERG R	ISR	5	19	3.8
8	HADARI H	SWE	5	18	3.6
9	EVESON J	AUS	4	12	3.0
9	GLASBRENNER J	USA	4	12	3.0

**Note:**

All Players eligible for these statistics must have played at least 50% of all games

**Legend:**

%	Shooting Percentage	<b>Avg</b>	Average per Game	<b>Def</b>	Defensive Rebounds	<b>GP</b>	Games Played
M/A	Made/Attempt	<b>Off</b>	Offensive Rebounds	<b>Rk</b>	Rank		


**INDIVIDUAL STATISTICS** As of 11 SEP 2008

个人技术统计

**POINTS (by average)**

Rk	Name	Team	GP	Total	Avg
1	NESS B	AUS	4	85	21.3
2	AHMADI A	IRI	4	81	20.3
3	MUNN S	GBR	4	79	19.8
4	EVESON J	AUS	4	75	18.8
5	GHARIBLOO M	IRI	4	74	18.5
6	Haidari H	SWE	5	92	18.4
7	ANDERSON P	CAN	4	72	18.0
8	NORTJE R	RSA	5	87	17.4
9	MEISHAR D	ISR	5	84	16.8
10	ROZENBERG R	ISR	5	82	16.4

**POINTS (by total)**

Rk	Name	Team	GP	Avg	Total
1	Haidari H	SWE	5	18.4	92
2	NORTJE R	RSA	5	17.4	87
3	NESS B	AUS	4	21.3	85
4	MEISHAR D	ISR	5	16.8	84
5	ROZENBERG R	ISR	5	16.4	82
6	AHMADI A	IRI	4	20.3	81
7	PASSIWAN D	GER	5	16.0	80
8	MUNN S	GBR	4	19.8	79
9	DROR L	ISR	5	15.6	78
10	EVESON J	AUS	4	18.8	75

2 more players tied

**REBOUNDS**

Rk	Name	Team	GP	Off	Def	Total	Avg
1	MUNN S	GBR	4	7	49	56	14.0
2	ANDERSON P	CAN	4	13	36	49	12.3
3	MEISHAR D	ISR	5	21	38	59	11.8
4	FUJIMOTO R	JPN	5	11	42	53	10.6
4	KOHLER-LENZ D	GER	5	16	37	53	10.6
6	TORFI MENESHIDI A	IRI	4	11	28	39	9.8
7	GHARIBLOO M	IRI	4	7	30	37	9.3
8	NORTJE R	RSA	5	5	38	43	8.6
9	NESS B	AUS	4	10	23	33	8.3
10	EVESON J	AUS	4	4	28	32	8.0

**ASSISTS**

Rk	Name	Team	GP	Total	Avg
1	Haidari H	SWE	5	38	7.6
2	POLLOCK J	GBR	5	31	6.2
3	AHMADI A	IRI	4	24	6.0
4	EVESON J	AUS	4	22	5.5
5	ANDERSON P	CAN	4	21	5.3
6	NORRIS S	AUS	4	18	4.5
7	ROZENBERG R	ISR	5	21	4.2
8	CHRISTINK L	GER	5	20	4.0
9	LEHMANN L	GER	5	19	3.8
10	PAYE M	USA	4	15	3.8

**FOULS ON**

Rk	Name	Team	GP	Total	Avg
1	Haidari H	SWE	5	40	8.0
2	NORTJE R	RSA	5	38	7.6
3	MUNN S	GBR	4	28	7.0
4	ANDERSON P	CAN	4	26	6.5
5	NESS B	AUS	4	23	5.8
6	GHARIBLOO M	IRI	4	22	5.5
6	TORFI MENESHIDI A	IRI	4	22	5.5
8	JOHNSON J	CAN	4	21	5.3
9	MEISHAR D	ISR	5	25	5.0
10	SILVA E	BRA	4	19	4.8

**BLOCKED SHOTS**

Rk	Name	Team	GP	Total	Avg
1	MEISHAR D	ISR	5	4	0.8
2	ANDERSON P	CAN	4	3	0.8
3	BYQVIST P	SWE	3	2	0.7
4	CHAMBERS J	USA	4	2	0.5
4	SILVA E	BRA	4	2	0.5
6	CURLE DN	RSA	5	2	0.4
7	BYWATER T	GBR	4	1	0.3
7	ENG D	CAN	4	1	0.3
7	HUANG X	CHN	4	1	0.3
7	JOHNSON J	CAN	4	1	0.3

9 more players tied

**STEALS**

Rk	Name	Team	GP	Total	Avg
1	SCOTT M	USA	4	10	2.5
2	CHRISTINK L	GER	5	10	2.0
2	Haidari H	SWE	5	10	2.0
4	EVESON J	AUS	4	8	2.0
4	GHARIBLOO M	IRI	4	8	2.0
4	JOHNSON J	CAN	4	8	2.0
7	TAYLOR N	RSA	5	9	1.8
8	NESS B	AUS	4	7	1.8
8	SERIO S	USA	4	7	1.8
8	TORFI MENESHIDI A	IRI	4	7	1.8

**TURNOVERS**

Rk	Name	Team	GP	Total	Avg
1	CURLE DN	RSA	5	26	5.2
2	TAYLOR N	RSA	5	24	4.8
3	YANG L	CHN	4	17	4.3
4	Haidari H	SWE	5	19	3.8
5	NORTJE R	RSA	5	18	3.6
6	QU H	CHN	4	14	3.5
7	FUJIMOTO R	JPN	5	17	3.4
7	PAPENFUS M	RSA	5	17	3.4
9	NUNES I	BRA	4	13	3.3
10	AHMADI A	IRI	4	12	3.0

**INDIVIDUAL STATISTICS** As of 11 SEP 2008

个人技术统计

**TOTAL FIELD GOALS % (8 attempts/game minimum)**

Rk	Name	Team	GP	M/A	%
1	CHAMBERS J	USA	4	22/33	66.7
2	EVESON J	AUS	4	31/48	64.6
3	GHARIBLOO M	IRI	4	32/53	60.4
4	SILVA E	BRA	4	18/31	58.1
5	NESS B	AUS	4	31/54	57.4
6	MUNN S	GBR	4	30/54	55.6
7	DROR L	ISR	5	34/63	54.0
8	SCHULTE P	USA	4	24/45	53.3
9	TAYLOR N	RSA	5	30/57	52.6
10	GUSTAVSSON J	SWE	5	24/47	51.1

**TOTAL FIELD GOALS MADE**

Rk	Name	Team	GP	Total	Avg
1	GHARIBLOO M	IRI	4	32	8.0
2	EVESON J	AUS	4	31	7.8
2	NESS B	AUS	4	31	7.8
4	MUNN S	GBR	4	30	7.5
5	AHMADI A	IRI	4	29	7.3
6	H Aidari H	SWE	5	35	7.0
7	DROR L	ISR	5	34	6.8
7	PASSIWAN D	GER	5	34	6.8
9	NORTJE R	RSA	5	33	6.6
10	ANDERSON P	CAN	4	26	6.5

**2 POINTS FIELD GOALS % (6 attempts/game minimum)**

Rk	Name	Team	GP	M/A	%
1	GLASBRENNER J	USA	4	19/26	73.1
2	EVESON J	AUS	4	30/43	69.8
3	AHMADI A	IRI	4	17/25	68.0
4	CHAMBERS J	USA	4	22/33	66.7
5	SILVA E	BRA	4	17/26	65.4
6	GHARIBLOO M	IRI	4	32/52	61.5
7	SERIO S	USA	4	13/22	59.1
8	NESS B	AUS	4	31/53	58.5
9	MUNN S	GBR	4	30/52	57.7
10	BYWATER T	GBR	4	19/33	57.6

**2 POINTS FIELD GOALS MADE**

Rk	Name	Team	GP	Total	Avg
1	GHARIBLOO M	IRI	4	32	8.0
2	NESS B	AUS	4	31	7.8
3	EVESON J	AUS	4	30	7.5
3	MUNN S	GBR	4	30	7.5
5	PASSIWAN D	GER	5	34	6.8
6	DROR L	ISR	5	33	6.6
6	H Aidari H	SWE	5	33	6.6
6	NORTJE R	RSA	5	33	6.6
9	MEISHAR D	ISR	5	32	6.4
10	TORFI MENESHIDI A	IRI	4	25	6.3

**3 POINTS FIELD GOALS % (2 attempts/game minimum)**

Rk	Name	Team	GP	M/A	%
1	SCHULTE P	USA	4	8/12	66.7
2	TAYLOR N	RSA	5	14/30	46.7
3	DUREPOS D	CAN	4	5/13	38.5
4	ANDERSON P	CAN	4	3/8	37.5
5	ALEXANDRE S	BRA	4	4/11	36.4
5	HESAMY ZADEH Z	IRI	3	4/11	36.4
7	AHMADI A	IRI	4	12/35	34.3
8	HENDEL L	ISR	5	3/9	33.3
9	KOZAI H	JPN	5	7/22	31.8
10	POLLOCK J	GBR	5	6/22	27.3

**3 POINTS FIELD GOALS MADE**

Rk	Name	Team	GP	Total	Avg
1	AHMADI A	IRI	4	12	3.0
2	TAYLOR N	RSA	5	14	2.8
3	SCHULTE P	USA	4	8	2.0
4	KOZAI H	JPN	5	7	1.4
5	DUREPOS D	CAN	4	5	1.3
6	HESAMY ZADEH Z	IRI	3	4	1.3
7	POLLOCK J	GBR	5	6	1.2
8	ALEXANDRE S	BRA	4	4	1.0
8	NUNES I	BRA	4	4	1.0
10	ANDERSON P	CAN	4	3	0.8

1 more players tied

**FREE THROWS MADE**
**FREE THROWS % (3 attempts/game minimum)**

Rk	Name	Team	GP	M/A	%
1	MUNN S	GBR	4	19/24	79.2
2	SILVA E	BRA	4	18/25	72.0
3	NESS B	AUS	4	23/32	71.9
4	GHARIBLOO M	IRI	4	10/14	71.4
5	BYWATER T	GBR	4	7/10	70.0
6	MEISHAR D	ISR	5	20/29	69.0
7	ROZENBERG R	ISR	5	19/28	67.9
8	ENG D	CAN	4	8/12	66.7
9	AHMADI A	IRI	4	11/17	64.7
10	KOZAI H	JPN	5	10/16	62.5

Rk	Name	Team	GP	Total	Avg
1	NESS B	AUS	4	23	5.8
2	MUNN S	GBR	4	19	4.8
3	SILVA E	BRA	4	18	4.5
4	ANDERSON P	CAN	4	17	4.3
5	NORTJE R	RSA	5	21	4.2
6	H Aidari H	SWE	5	20	4.0
6	MEISHAR D	ISR	5	20	4.0
8	ROZENBERG R	ISR	5	19	3.8
9	EVESON J	AUS	4	12	3.0
9	GLASBRENNER J	USA	4	12	3.0

**Note:**

All Players eligible for these statistics must have played at least 50% of all games

**Legend:**

%	Shooting Percentage	Avg	Average per Game	Def	Defensive Rebounds	GP	Games Played
M/A	Made/Attempt	Off	Offensive Rebounds	Rk	Rank		

## INDIVIDUAL STATISTICS As of 11 SEP 2008

个人技术统计

### POINTS (by average)

Rk	Name	Team	GP	Total	Avg
1	NESS B	AUS	4	85	21.3
2	MUNN S	GBR	4	79	19.8
3	EVESON J	AUS	4	75	18.8
4	HAIDARI H	SWE	5	92	18.4
5	ANDERSON P	CAN	5	91	18.2
6	AHMADI A	IRI	5	89	17.8
7	NORTJE R	RSA	5	87	17.4
8	MEISHAR D	ISR	5	84	16.8
9	ROZENBERG R	ISR	5	82	16.4
10	PASSIWAN D	GER	5	80	16.0

### POINTS (by total)

Rk	Name	Team	GP	Avg	Total
1	HAIDARI H	SWE	5	18.4	92
2	ANDERSON P	CAN	5	18.2	91
3	AHMADI A	IRI	5	17.8	89
4	NORTJE R	RSA	5	17.4	87
5	NESS B	AUS	4	21.3	85
6	MEISHAR D	ISR	5	16.8	84
7	ROZENBERG R	ISR	5	16.4	82
8	PASSIWAN D	GER	5	16.0	80
9	MUNN S	GBR	4	19.8	79
10	DROR L	ISR	5	15.6	78

1 more players tied

### REBOUNDS

Rk	Name	Team	GP	Off	Def	Total	Avg
1	MUNN S	GBR	4	7	49	56	14.0
2	MEISHAR D	ISR	5	21	38	59	11.8
3	ANDERSON P	CAN	5	16	38	54	10.8
4	FUJIMOTO R	JPN	5	11	42	53	10.6
4	KOHLER-LENZ D	GER	5	16	37	53	10.6
6	NORTJE R	RSA	5	5	38	43	8.6
7	NESS B	AUS	4	10	23	33	8.3
8	GHARIBLOO M	IRI	5	8	33	41	8.2
9	EVESON J	AUS	4	4	28	32	8.0
10	DROR L	ISR	5	14	25	39	7.8

1 more players tied

### ASSISTS

Rk	Name	Team	GP	Total	Avg
1	HAIDARI H	SWE	5	38	7.6
2	POLLOCK J	GBR	5	31	6.2
3	EVESON J	AUS	4	22	5.5
4	ANDERSON P	CAN	5	26	5.2
5	AHMADI A	IRI	5	24	4.8
6	NORRIS S	AUS	4	18	4.5
7	ROZENBERG R	ISR	5	21	4.2
8	CHRISTINK L	GER	5	20	4.0
9	LEHMANN L	GER	5	19	3.8
10	PAYE M	USA	4	15	3.8

### FOULS ON

Rk	Name	Team	GP	Total	Avg
1	HAIDARI H	SWE	5	40	8.0
2	NORTJE R	RSA	5	38	7.6
3	MUNN S	GBR	4	28	7.0
4	ANDERSON P	CAN	5	32	6.4
5	NESS B	AUS	4	23	5.8
6	JOHNSON J	CAN	5	27	5.4
7	GHARIBLOO M	IRI	5	25	5.0
7	MEISHAR D	ISR	5	25	5.0
9	SILVA E	BRA	4	19	4.8
10	POLLOCK J	GBR	5	23	4.6

1 more players tied

### BLOCKED SHOTS

Rk	Name	Team	GP	Total	Avg
1	MEISHAR D	ISR	5	4	0.8
2	BYQVIST P	SWE	3	2	0.7
3	ANDERSON P	CAN	5	3	0.6
4	CHAMBERS J	USA	4	2	0.5
4	SILVA E	BRA	4	2	0.5
6	CURLE DN	RSA	5	2	0.4
7	BYWATER T	GBR	4	1	0.3
7	HUANG X	CHN	4	1	0.3
7	MIRANDO L	BRA	4	1	0.3
7	MUNN S	GBR	4	1	0.3

6 more players tied

### STEALS

Rk	Name	Team	GP	Total	Avg
1	SCOTT M	USA	4	10	2.5
2	GHARIBLOO M	IRI	5	11	2.2
2	JOHNSON J	CAN	5	11	2.2
4	CHRISTINK L	GER	5	10	2.0
4	HAIDARI H	SWE	5	10	2.0
6	EVESON J	AUS	4	8	2.0
7	TAYLOR N	RSA	5	9	1.8
8	NESS B	AUS	4	7	1.8
8	SERIO S	USA	4	7	1.8
10	DROR L	ISR	5	8	1.6

2 more players tied

### TURNOVERS

Rk	Name	Team	GP	Total	Avg
1	CURLE DN	RSA	5	26	5.2
2	TAYLOR N	RSA	5	24	4.8
3	YANG L	CHN	4	17	4.3
4	HAIDARI H	SWE	5	19	3.8
5	NORTJE R	RSA	5	18	3.6
6	QU H	CHN	4	14	3.5
7	FUJIMOTO R	JPN	5	17	3.4
7	PAPENFUS M	RSA	5	17	3.4
9	NUNES I	BRA	4	13	3.3
10	AHMADI A	IRI	5	16	3.2


**INDIVIDUAL STATISTICS** As of 11 SEP 2008

个人技术统计

**TOTAL FIELD GOALS % (8 attempts/game minimum)**

Rk	Name	Team	GP	M/A	%
1	CHAMBERS J	USA	4	22/33	66.7
2	EVESON J	AUS	4	31/48	64.6
3	GHARIBLOO M	IRI	5	32/55	58.2
4	SILVA E	BRA	4	18/31	58.1
5	NESS B	AUS	4	31/54	57.4
6	MUNN S	GBR	4	30/54	55.6
7	DROR L	ISR	5	34/63	54.0
8	SCHULTE P	USA	4	24/45	53.3
9	TAYLOR N	RSA	5	30/57	52.6
10	ANDERSON P	CAN	5	34/66	51.5

**TOTAL FIELD GOALS MADE**

Rk	Name	Team	GP	Total	Avg
1	EVESON J	AUS	4	31	7.8
1	NESS B	AUS	4	31	7.8
3	MUNN S	GBR	4	30	7.5
4	H Aidari H	SWE	5	35	7.0
5	Anderson P	CAN	5	34	6.8
5	DROR L	ISR	5	34	6.8
5	PASSIWAN D	GER	5	34	6.8
8	NORTJE R	RSA	5	33	6.6
9	GHARIBLOO M	IRI	5	32	6.4
9	MEISHAR D	ISR	5	32	6.4

**2 POINTS FIELD GOALS % (6 attempts/game minimum)**

Rk	Name	Team	GP	M/A	%
1	GLASBRENNER J	USA	4	19/26	73.1
2	EVESON J	AUS	4	30/43	69.8
3	CHAMBERS J	USA	4	22/33	66.7
4	SILVA E	BRA	4	17/26	65.4
5	GHARIBLOO M	IRI	5	32/54	59.2
6	SERIO S	USA	4	13/22	59.1
7	NESS B	AUS	4	31/53	58.5
8	MUNN S	GBR	4	30/52	57.7
9	BYWATER T	GBR	4	19/33	57.6
10	AHMADI A	IRI	5	17/30	56.7

**2 POINTS FIELD GOALS MADE**

Rk	Name	Team	GP	Total	Avg
1	NESS B	AUS	4	31	7.8
2	EVESON J	AUS	4	30	7.5
2	MUNN S	GBR	4	30	7.5
4	PASSIWAN D	GER	5	34	6.8
5	DROR L	ISR	5	33	6.6
5	Haidari H	SWE	5	33	6.6
5	NORTJE R	RSA	5	33	6.6
8	GHARIBLOO M	IRI	5	32	6.4
8	MEISHAR D	ISR	5	32	6.4
10	ANDERSON P	CAN	5	31	6.2

**3 POINTS FIELD GOALS % (2 attempts/game minimum)**

Rk	Name	Team	GP	M/A	%
1	SCHULTE P	USA	4	8/12	66.7
2	TAYLOR N	RSA	5	14/30	46.7
3	HESAMY ZADEH Z	IRI	4	10/25	40.0
4	ALEXANDRE S	BRA	4	4/11	36.4
5	DUREPOS D	CAN	5	5/15	33.3
6	HENDEL L	ISR	5	3/9	33.3
7	AHMADI A	IRI	5	13/40	32.5
8	KOZAI H	JPN	5	7/22	31.8
9	ANDERSON P	CAN	5	3/10	30.0
10	POLLOCK J	GBR	5	6/22	27.3

**3 POINTS FIELD GOALS MADE**

Rk	Name	Team	GP	Total	Avg
1	TAYLOR N	RSA	5	14	2.8
2	AHMADI A	IRI	5	13	2.6
3	HESAMY ZADEH Z	IRI	4	10	2.5
4	SCHULTE P	USA	4	8	2.0
5	KOZAI H	JPN	5	7	1.4
6	POLLOCK J	GBR	5	6	1.2
7	DUREPOS D	CAN	5	5	1.0
8	ALEXANDRE S	BRA	4	4	1.0
8	NUNES I	BRA	4	4	1.0
10	MAZZI J	USA	4	3	0.8

**FREE THROWS % (3 attempts/game minimum)**

Rk	Name	Team	GP	M/A	%
1	MUNN S	GBR	4	19/24	79.2
2	SILVA E	BRA	4	18/25	72.0
3	NESS B	AUS	4	23/32	71.9
4	GHARIBLOO M	IRI	5	14/20	70.0
5	BYWATER T	GBR	4	7/10	70.0
6	MEISHAR D	ISR	5	20/29	69.0
7	ROZENBERG R	ISR	5	19/28	67.9
8	ENG D	CAN	5	9/14	64.3
9	AHMADI A	IRI	5	16/25	64.0
10	KOZAI H	JPN	5	10/16	62.5

**FREE THROWS MADE**

Rk	Name	Team	GP	Total	Avg
1	NESS B	AUS	4	23	5.8
2	MUNN S	GBR	4	19	4.8
3	SILVA E	BRA	4	18	4.5
4	NORTJE R	RSA	5	21	4.2
5	ANDERSON P	CAN	5	20	4.0
5	Haidari H	SWE	5	20	4.0
5	MEISHAR D	ISR	5	20	4.0
8	ROZENBERG R	ISR	5	19	3.8
9	AHMADI A	IRI	5	16	3.2
10	EVESON J	AUS	4	12	3.0

1 more players tied

**Note:**

All Players eligible for these statistics must have played at least 50% of all games

**Legend:**

%	Shooting Percentage	Avg	Average per Game	Def	Defensive Rebounds	GP	Games Played
M/A	Made/Attempt	Off	Offensive Rebounds	Rk	Rank		

## INDIVIDUAL STATISTICS As of 11 SEP 2008

个人技术统计

### POINTS (by average)

Rk	Name	Team	GP	Total	Avg
1	NESS B	AUS	4	85	21.3
2	MUNN S	GBR	4	79	19.8
3	EVESON J	AUS	4	75	18.8
4	HAIDARI H	SWE	5	92	18.4
5	ANDERSON P	CAN	5	91	18.2
6	AHMADI A	IRI	5	89	17.8
7	NORTJE R	RSA	5	87	17.4
8	MEISHAR D	ISR	5	84	16.8
9	ROZENBERG R	ISR	5	82	16.4
10	PASSIWAN D	GER	5	80	16.0

### POINTS (by total)

Rk	Name	Team	GP	Avg	Total
1	HAIDARI H	SWE	5	18.4	92
2	ANDERSON P	CAN	5	18.2	91
3	AHMADI A	IRI	5	17.8	89
4	NORTJE R	RSA	5	17.4	87
5	NESS B	AUS	4	21.3	85
6	MEISHAR D	ISR	5	16.8	84
7	ROZENBERG R	ISR	5	16.4	82
8	PASSIWAN D	GER	5	16.0	80
9	MUNN S	GBR	4	19.8	79
10	DROR L	ISR	5	15.6	78

1 more players tied

### REBOUNDS

Rk	Name	Team	GP	Off	Def	Total	Avg
1	MUNN S	GBR	4	7	49	56	14.0
2	MEISHAR D	ISR	5	21	38	59	11.8
3	ANDERSON P	CAN	5	16	38	54	10.8
4	FUJIMOTO R	JPN	5	11	42	53	10.6
4	KOHLER-LENZ D	GER	5	16	37	53	10.6
6	DING H	CHN	5	6	37	43	8.6
6	NORTJE R	RSA	5	5	38	43	8.6
8	NESS B	AUS	4	10	23	33	8.3
9	GHARIBLOO M	IRI	5	8	33	41	8.2
10	EVESON J	AUS	4	4	28	32	8.0

### ASSISTS

Rk	Name	Team	GP	Total	Avg
1	HAIDARI H	SWE	5	38	7.6
2	POLLOCK J	GBR	5	31	6.2
3	EVESON J	AUS	4	22	5.5
4	ANDERSON P	CAN	5	26	5.2
5	AHMADI A	IRI	5	24	4.8
6	NORRIS S	AUS	4	18	4.5
7	ROZENBERG R	ISR	5	21	4.2
8	CHRISTINK L	GER	5	20	4.0
9	LEHMANN L	GER	5	19	3.8
10	PAYE M	USA	4	15	3.8

### FOULS ON

Rk	Name	Team	GP	Total	Avg
1	HAIDARI H	SWE	5	40	8.0
2	NORTJE R	RSA	5	38	7.6
3	MUNN S	GBR	4	28	7.0
4	ANDERSON P	CAN	5	32	6.4
5	NESS B	AUS	4	23	5.8
6	JOHNSON J	CAN	5	27	5.4
7	GHARIBLOO M	IRI	5	25	5.0
7	MEISHAR D	ISR	5	25	5.0
9	POLLOCK J	GBR	5	23	4.6
9	ROZENBERG R	ISR	5	23	4.6

### BLOCKED SHOTS

Rk	Name	Team	GP	Total	Avg
1	MEISHAR D	ISR	5	4	0.8
2	BYQVIST P	SWE	3	2	0.7
3	ANDERSON P	CAN	5	3	0.6
4	CHAMBERS J	USA	4	2	0.5
5	CURLE DN	RSA	5	2	0.4
5	MIRANDO L	BRA	5	2	0.4
5	SILVA E	BRA	5	2	0.4
8	BYWATER T	GBR	4	1	0.3
8	MUNN S	GBR	4	1	0.3
8	NESS B	AUS	4	1	0.3

3 more players tied

### STEALS

Rk	Name	Team	GP	Total	Avg
1	SCOTT M	USA	4	10	2.5
2	GHARIBLOO M	IRI	5	11	2.2
2	JOHNSON J	CAN	5	11	2.2
4	CHRISTINK L	GER	5	10	2.0
4	HAIDARI H	SWE	5	10	2.0
6	EVESON J	AUS	4	8	2.0
7	TAYLOR N	RSA	5	9	1.8
8	NESS B	AUS	4	7	1.8
8	SERIO S	USA	4	7	1.8
10	DROR L	ISR	5	8	1.6

2 more players tied

### TURNOVERS

Rk	Name	Team	GP	Total	Avg
1	CURLE DN	RSA	5	26	5.2
2	TAYLOR N	RSA	5	24	4.8
3	YANG L	CHN	5	21	4.2
4	HAIDARI H	SWE	5	19	3.8
5	NORTJE R	RSA	5	18	3.6
6	FUJIMOTO R	JPN	5	17	3.4
6	PAPENFUS M	RSA	5	17	3.4
8	AHMADI A	IRI	5	16	3.2
8	NUNES I	BRA	5	16	3.2
10	DING H	CHN	5	14	2.8

1 more players tied





**INDIVIDUAL STATISTICS** As of 11 SEP 2008

个人技术统计

**TOTAL FIELD GOALS % (8 attempts/game minimum)**

Rk	Name	Team	GP	M/A	%
1	CHAMBERS J	USA	4	22/33	66.7
2	EVESON J	AUS	4	31/48	64.6
3	GHARIBLOO M	IRI	5	32/55	58.2
4	NESS B	AUS	4	31/54	57.4
5	MUNN S	GBR	4	30/54	55.6
6	DROR L	ISR	5	34/63	54.0
7	SCHULTE P	USA	4	24/45	53.3
8	TAYLOR N	RSA	5	30/57	52.6
9	ANDERSON P	CAN	5	34/66	51.5
10	GUSTAVSSON J	SWE	5	24/47	51.1

**TOTAL FIELD GOALS MADE**

Rk	Name	Team	GP	Total	Avg
1	EVESON J	AUS	4	31	7.8
1	NESS B	AUS	4	31	7.8
3	MUNN S	GBR	4	30	7.5
4	H Aidari H	SWE	5	35	7.0
5	Anderson P	CAN	5	34	6.8
5	DROR L	ISR	5	34	6.8
5	PASSIWAN D	GER	5	34	6.8
8	NORTJE R	RSA	5	33	6.6
9	GHARIBLOO M	IRI	5	32	6.4
9	MEISHAR D	ISR	5	32	6.4

**2 POINTS FIELD GOALS % (6 attempts/game minimum)**

Rk	Name	Team	GP	M/A	%
1	GLASBRENNER J	USA	4	19/26	73.1
2	EVESON J	AUS	4	30/43	69.8
3	CHAMBERS J	USA	4	22/33	66.7
4	SILVA E	BRA	5	21/32	65.6
5	GHARIBLOO M	IRI	5	32/54	59.2
6	SERIO S	USA	4	13/22	59.1
7	NESS B	AUS	4	31/53	58.5
8	MUNN S	GBR	4	30/52	57.7
9	BYWATER T	GBR	4	19/33	57.6
10	AHMADI A	IRI	5	17/30	56.7

**2 POINTS FIELD GOALS MADE**

Rk	Name	Team	GP	Total	Avg
1	NESS B	AUS	4	31	7.8
2	EVESON J	AUS	4	30	7.5
2	MUNN S	GBR	4	30	7.5
4	PASSIWAN D	GER	5	34	6.8
5	DROR L	ISR	5	33	6.6
5	Haidari H	SWE	5	33	6.6
5	NORTJE R	RSA	5	33	6.6
8	GHARIBLOO M	IRI	5	32	6.4
8	MEISHAR D	ISR	5	32	6.4
10	ANDERSON P	CAN	5	31	6.2

**3 POINTS FIELD GOALS % (2 attempts/game minimum)**

Rk	Name	Team	GP	M/A	%
1	SCHULTE P	USA	4	8/12	66.7
2	TAYLOR N	RSA	5	14/30	46.7
3	HESAMY ZADEH Z	IRI	4	10/25	40.0
4	ALEXANDRE S	BRA	4	4/11	36.4
5	DUREPOS D	CAN	5	5/15	33.3
6	HENDEL L	ISR	5	3/9	33.3
7	AHMADI A	IRI	5	13/40	32.5
8	KOZAI H	JPN	5	7/22	31.8
9	ANDERSON P	CAN	5	3/10	30.0
10	POLLOCK J	GBR	5	6/22	27.3

**3 POINTS FIELD GOALS MADE**

Rk	Name	Team	GP	Total	Avg
1	TAYLOR N	RSA	5	14	2.8
2	AHMADI A	IRI	5	13	2.6
3	HESAMY ZADEH Z	IRI	4	10	2.5
4	SCHULTE P	USA	4	8	2.0
5	KOZAI H	JPN	5	7	1.4
6	POLLOCK J	GBR	5	6	1.2
7	DUREPOS D	CAN	5	5	1.0
8	ALEXANDRE S	BRA	4	4	1.0
9	NUNES I	BRA	5	4	0.8
10	MAZZI J	USA	4	3	0.8

**FREE THROWS % (3 attempts/game minimum)**

Rk	Name	Team	GP	M/A	%
1	MUNN S	GBR	4	19/24	79.2
2	NESS B	AUS	4	23/32	71.9
3	SILVA E	BRA	5	20/28	71.4
4	GHARIBLOO M	IRI	5	14/20	70.0
5	BYWATER T	GBR	4	7/10	70.0
6	MEISHAR D	ISR	5	20/29	69.0
7	ROZENBERG R	ISR	5	19/28	67.9
8	ENG D	CAN	5	9/14	64.3
9	AHMADI A	IRI	5	16/25	64.0
10	KOZAI H	JPN	5	10/16	62.5

**FREE THROWS MADE**

Rk	Name	Team	GP	Total	Avg
1	NESS B	AUS	4	23	5.8
2	MUNN S	GBR	4	19	4.8
3	NORTJE R	RSA	5	21	4.2
4	ANDERSON P	CAN	5	20	4.0
4	Haidari H	SWE	5	20	4.0
4	MEISHAR D	ISR	5	20	4.0
4	SILVA E	BRA	5	20	4.0
8	ROZENBERG R	ISR	5	19	3.8
9	AHMADI A	IRI	5	16	3.2
10	EVESON J	AUS	4	12	3.0

1 more players tied

**Note:**

All Players eligible for these statistics must have played at least 50% of all games

**Legend:**

% Shooting Percentage      Avg Average per Game      Def Defensive Rebounds      GP Games Played  
M/A Made/Attempt      Off Offensive Rebounds      Rk Rank





## INDIVIDUAL STATISTICS As of 7 SEP 2008

个人技术统计

### POINTS (by average)

Rk	Name	Team	GP	Total	Avg
1	MEISHAR D	ISR	1	27	27.0
2	HAIDARI H	SWE	1	26	26.0
3	NORTJE R	RSA	1	25	25.0
4	AHMADI A	IRI	1	24	24.0
4	TAYLOR N	RSA	1	24	24.0
6	KOZAI H	JPN	1	19	19.0
7	GHOLAM AZAD V	IRI	1	18	18.0
8	SUZUKI A	JPN	1	16	16.0
9	CHAMBERS J	USA	1	14	14.0
9	GHARIBLOO M	IRI	1	14	14.0

### POINTS (by total)

Rk	Name	Team	GP	Avg	Total
1	MEISHAR D	ISR	1	27.0	27
2	HAIDARI H	SWE	1	26.0	26
3	NORTJE R	RSA	1	25.0	25
4	AHMADI A	IRI	1	24.0	24
4	TAYLOR N	RSA	1	24.0	24
6	KOZAI H	JPN	1	19.0	19
7	GHOLAM AZAD V	IRI	1	18.0	18
8	SUZUKI A	JPN	1	16.0	16
9	CHAMBERS J	USA	1	14.0	14
9	GHARIBLOO M	IRI	1	14.0	14

### REBOUNDS

Rk	Name	Team	GP	Off	Def	Total	Avg
1	MEISHAR D	ISR	1	7	10	17	17.0
2	GUSTAVSSON J	SWE	1		13	13	13.0
2	WALLIN D	SWE	1	2	11	13	13.0
4	CHAMBERS J	USA	1	2	10	12	12.0
5	FUJIMOTO R	JPN	1	2	9	11	11.0
5	GHARIBLOO M	IRI	1	1	10	11	11.0
7	GHOLAM AZAD V	IRI	1	3	7	10	10.0
7	NORTJE R	RSA	1	2	8	10	10.0
9	DROR L	ISR	1	3	6	9	9.0
10	CURLE DN	RSA	1	1	7	8	8.0

2 more players tied

### FOULS ON

Rk	Name	Team	GP	Total	Avg
1	NORTJE R	RSA	1	12	12.0
2	HAIDARI H	SWE	1	10	10.0
3	MEISHAR D	ISR	1	9	9.0
4	GUSTAVSSON J	SWE	1	6	6.0
4	TORFI MENESHIDI A	IRI	1	6	6.0
6	FUJIMOTO R	JPN	1	5	5.0
6	GLASBRENNER J	USA	1	5	5.0
8	AHMADI A	IRI	1	4	4.0
9	CURLE DN	RSA	1	3	3.0
9	GHARIBLOO M	IRI	1	3	3.0

3 more players tied

### STEALS

Rk	Name	Team	GP	Total	Avg
1	TORFI MENESHIDI A	IRI	1	3	3.0
2	AHMADI A	IRI	1	2	2.0
2	CURLE DN	RSA	1	2	2.0
2	DAGHAGHELEPOUR A	IRI	1	2	2.0
2	HAIDARI H	SWE	1	2	2.0
2	KOZAI H	JPN	1	2	2.0
2	SCOTT M	USA	1	2	2.0
8	DROR L	ISR	1	1	1.0
8	FUJIMOTO R	JPN	1	1	1.0
8	GHARIBLOO M	IRI	1	1	1.0

14 more players tied

### ASSISTS

Rk	Name	Team	GP	Total	Avg
1	AHMADI A	IRI	1	10	10.0
2	HAIDARI H	SWE	1	7	7.0
3	PAYE M	USA	1	5	5.0
4	FUJII S	JPN	1	4	4.0
4	HENDEL L	ISR	1	4	4.0
4	ROZENBERG R	ISR	1	4	4.0
4	SCHULTE P	USA	1	4	4.0
4	TAYLOR N	RSA	1	4	4.0
9	CURLE DN	RSA	1	3	3.0
9	LADE J	USA	1	3	3.0

2 more players tied

### BLOCKED SHOTS

Rk	Name	Team	GP	Total	Avg
1	CHAMBERS J	USA	1	1	1.0
1	MEISHAR D	ISR	1	1	1.0
1	PAYE M	USA	1	1	1.0

### TURNOVERS

Rk	Name	Team	GP	Total	Avg
1	TAYLOR N	RSA	1	5	5.0
2	NORTJE R	RSA	1	4	4.0
3	CHAMBERS J	USA	1	3	3.0
3	DROR L	ISR	1	3	3.0
3	HAIDARI H	SWE	1	3	3.0
3	LEHRMAN A	ISR	1	3	3.0
3	PAPENFUS M	RSA	1	3	3.0
3	SCOTT M	USA	1	3	3.0
9	FUJIMOTO R	JPN	1	2	2.0
9	HENDEL L	ISR	1	2	2.0

6 more players tied

**INDIVIDUAL STATISTICS** As of 7 SEP 2008

个人技术统计

**TOTAL FIELD GOALS % (8 attempts/game minimum)**

Rk	Name	Team	GP	M/A	%
1	SUZUKI A	JPN	1	7/8	87.5
2	CHAMBERS J	USA	1	7/9	77.8
3	AHMADI A	IRI	1	9/15	60.0
4	KOHLSTROM P	SWE	1	6/10	60.0
5	GHOLAM AZAD V	IRI	1	9/17	52.9
6	TAYLOR N	RSA	1	10/19	52.6
7	SCHULTE P	USA	1	4/8	50.0
8	MEISHAR D	ISR	1	9/19	47.4
8	NORTJE R	RSA	1	9/19	47.4
10	DROR L	ISR	1	5/11	45.5

**TOTAL FIELD GOALS MADE**

Rk	Name	Team	GP	Total	Avg
1	H Aidari H	SWE	1	10	10.0
1	Taylor N	RSA	1	10	10.0
3	Ahmadi A	IRI	1	9	9.0
3	Gholam Azad V	IRI	1	9	9.0
3	Meishar D	ISR	1	9	9.0
3	Nortje R	RSA	1	9	9.0
7	Chambers J	USA	1	7	7.0
7	Kozai H	JPN	1	7	7.0
7	Suzuki A	JPN	1	7	7.0
10	Gharibloo M	IRI	1	6	6.0

3 more players tied

**2 POINTS FIELD GOALS MADE**

Rk	Name	Team	GP	Total	Avg
1	Haidari H	SWE	1	10	10.0
2	Gholam Azad V	IRI	1	9	9.0
2	Meishar D	ISR	1	9	9.0
2	Nortje R	RSA	1	9	9.0
5	Ahmadi A	IRI	1	7	7.0
5	Chambers J	USA	1	7	7.0
5	Suzuki A	JPN	1	7	7.0
8	Gharibloo M	IRI	1	6	6.0
8	Kohlstrom P	SWE	1	6	6.0
8	Serio S	USA	1	6	6.0

2 more players tied

**3 POINTS FIELD GOALS MADE**

Rk	Name	Team	GP	Total	Avg
1	Taylor N	RSA	1	4	4.0
2	Kozai H	JPN	1	3	3.0
3	Ahmadi A	IRI	1	2	2.0
4	Daghaghelepour A	IRI	1	1	1.0
4	Rozenberg R	ISR	1	1	1.0
4	Schulte P	USA	1	1	1.0
4	Scott M	USA	1	1	1.0

1 more players tied

**FREE THROWS % (3 attempts/game minimum)**

Rk	Name	Team	GP	M/A	%
1	Meishar D	ISR	1	9/13	69.2
2	Ahmadi A	IRI	1	4/6	66.7
3	Kozai H	JPN	1	2/3	66.7
3	Lade J	USA	1	2/3	66.7
5	Nortje R	RSA	1	7/11	63.6
6	Gustavsson J	SWE	1	5/10	50.0
7	Glasprenner J	USA	1	4/9	44.4
8	Haidari H	SWE	1	6/14	42.8
9	Fujimoto R	JPN	1	2/5	40.0
10	Curle DN	RSA	1	2/6	33.3

**FREE THROWS MADE**

Rk	Name	Team	GP	Total	Avg
1	Meishar D	ISR	1	9	9.0
2	Nortje R	RSA	1	7	7.0
3	Haidari H	SWE	1	6	6.0
4	Gustavsson J	SWE	1	5	5.0
5	Ahmadi A	IRI	1	4	4.0
5	Glasprenner J	USA	1	4	4.0
7	Curle DN	RSA	1	2	2.0
7	Fujimoto R	JPN	1	2	2.0
7	Gharibloo M	IRI	1	2	2.0
7	Kozai H	JPN	1	2	2.0

5 more players tied

**Note:**

All Players eligible for these statistics must have played at least 50% of all games

**Legend:**

% Shooting Percentage      Avg Average per Game      Def Defensive Rebounds      GP Games Played  
M/A Made/Attempt      Off Offensive Rebounds      Rk Rank

## INDIVIDUAL STATISTICS As of 11 SEP 2008

个人技术统计

### POINTS (by average)

Rk	Name	Team	GP	Total	Avg
1	MUNN S	GBR	4	79	19.8
2	EVESON J	AUS	5	98	19.6
2	NESS B	AUS	5	98	19.6
4	HAIDARI H	SWE	5	92	18.4
5	ANDERSON P	CAN	5	91	18.2
6	AHMADI A	IRI	5	89	17.8
7	NORTJE R	RSA	5	87	17.4
8	MEISHAR D	ISR	5	84	16.8
9	ROZENBERG R	ISR	5	82	16.4
10	PASSIWAN D	GER	5	80	16.0

### POINTS (by total)

Rk	Name	Team	GP	Avg	Total
1	EVESON J	AUS	5	19.6	98
1	NESS B	AUS	5	19.6	98
3	HAIDARI H	SWE	5	18.4	92
4	ANDERSON P	CAN	5	18.2	91
5	AHMADI A	IRI	5	17.8	89
6	NORTJE R	RSA	5	17.4	87
7	MEISHAR D	ISR	5	16.8	84
8	ROZENBERG R	ISR	5	16.4	82
9	PASSIWAN D	GER	5	16.0	80
10	MUNN S	GBR	4	19.8	79

### REBOUNDS

Rk	Name	Team	GP	Off	Def	Total	Avg
1	MUNN S	GBR	4	7	49	56	14.0
2	MEISHAR D	ISR	5	21	38	59	11.8
3	ANDERSON P	CAN	5	16	38	54	10.8
4	FUJIMOTO R	JPN	5	11	42	53	10.6
4	KOHLER-LENZ D	GER	5	16	37	53	10.6
6	EVESON J	AUS	5	5	42	47	9.4
7	NESS B	AUS	5	13	31	44	8.8
8	DING H	CHN	5	6	37	43	8.6
8	NORTJE R	RSA	5	5	38	43	8.6
10	GHARIBLOO M	IRI	5	8	33	41	8.2

### ASSISTS

Rk	Name	Team	GP	Total	Avg
1	HAIDARI H	SWE	5	38	7.6
2	POLLOCK J	GBR	5	31	6.2
3	ANDERSON P	CAN	5	26	5.2
3	EVESON J	AUS	5	26	5.2
5	AHMADI A	IRI	5	24	4.8
6	ROZENBERG R	ISR	5	21	4.2
7	CHRISTINK L	GER	5	20	4.0
8	LEHMANN L	GER	5	19	3.8
8	PAYE M	USA	5	19	3.8
10	NORRIS S	AUS	5	18	3.6

### FOULS ON

Rk	Name	Team	GP	Total	Avg
1	HAIDARI H	SWE	5	40	8.0
2	NORTJE R	RSA	5	38	7.6
3	MUNN S	GBR	4	28	7.0
4	ANDERSON P	CAN	5	32	6.4
5	EVESON J	AUS	5	28	5.6
6	JOHNSON J	CAN	5	27	5.4
6	NESS B	AUS	5	27	5.4
8	GHARIBLOO M	IRI	5	25	5.0
8	MEISHAR D	ISR	5	25	5.0
10	POLLOCK J	GBR	5	23	4.6

1 more players tied

### STEALS

Rk	Name	Team	GP	Total	Avg
1	GHARIBLOO M	IRI	5	11	2.2
1	JOHNSON J	CAN	5	11	2.2
3	CHRISTINK L	GER	5	10	2.0
3	HAIDARI H	SWE	5	10	2.0
3	SCOTT M	USA	5	10	2.0
3	SERIO S	USA	5	10	2.0
7	TAYLOR N	RSA	5	9	1.8
8	DROR L	ISR	5	8	1.6
8	EVESON J	AUS	5	8	1.6
8	PAPENFUS M	RSA	5	8	1.6

1 more players tied

### BLOCKED SHOTS

Rk	Name	Team	GP	Total	Avg
1	MEISHAR D	ISR	5	4	0.8
2	BYQVIST P	SWE	3	2	0.7
3	ANDERSON P	CAN	5	3	0.6
4	CHAMBERS J	USA	5	2	0.4
4	CURLE DN	RSA	5	2	0.4
4	MIRANDO L	BRA	5	2	0.4
4	SILVA E	BRA	5	2	0.4
8	BYWATER T	GBR	4	1	0.3
8	MUNN S	GBR	4	1	0.3
10	BESTWICK J	GBR	5	1	0.2

17 more players tied

### TURNOVERS

Rk	Name	Team	GP	Total	Avg
1	CURLE DN	RSA	5	26	5.2
2	TAYLOR N	RSA	5	24	4.8
3	YANG L	CHN	5	21	4.2
4	HAIDARI H	SWE	5	19	3.8
5	NORTJE R	RSA	5	18	3.6
6	EVESON J	AUS	5	17	3.4
6	FUJIMOTO R	JPN	5	17	3.4
6	PAPENFUS M	RSA	5	17	3.4
9	AHMADI A	IRI	5	16	3.2
9	NUNES I	BRA	5	16	3.2

**INDIVIDUAL STATISTICS** As of 11 SEP 2008

个人技术统计

**TOTAL FIELD GOALS % (8 attempts/game minimum)**

Rk	Name	Team	GP	M/A	%
1	EVESON J	AUS	5	39/59	66.1
2	CHAMBERS J	USA	5	25/39	64.1
3	GHARIBLOO M	IRI	5	32/55	58.2
4	MUNN S	GBR	4	30/54	55.6
5	DROR L	ISR	5	34/63	54.0
6	SCHULTE P	USA	5	29/54	53.7
7	NESS B	AUS	5	37/69	53.6
8	TAYLOR N	RSA	5	30/57	52.6
9	ANDERSON P	CAN	5	34/66	51.5
10	GUSTAVSSON J	SWE	5	24/47	51.1

**TOTAL FIELD GOALS MADE**

Rk	Name	Team	GP	Total	Avg
1	EVESON J	AUS	5	39	7.8
2	MUNN S	GBR	4	30	7.5
3	NESS B	AUS	5	37	7.4
4	H Aidari H	SWE	5	35	7.0
5	ANDERSON P	CAN	5	34	6.8
5	DROR L	ISR	5	34	6.8
5	PASSIWAN D	GER	5	34	6.8
8	NORTJE R	RSA	5	33	6.6
9	GHARIBLOO M	IRI	5	32	6.4
9	MEISHAR D	ISR	5	32	6.4

**2 POINTS FIELD GOALS % (6 attempts/game minimum)**

Rk	Name	Team	GP	M/A	%
1	EVESON J	AUS	5	38/54	70.4
2	SILVA E	BRA	5	21/32	65.6
3	CHAMBERS J	USA	5	25/39	64.1
4	GHARIBLOO M	IRI	5	32/54	59.2
5	MUNN S	GBR	4	30/52	57.7
6	BYWATER T	GBR	4	19/33	57.6
7	AHMADI A	IRI	5	17/30	56.7
8	ANDERSON P	CAN	5	31/56	55.3
9	ROZENBERG R	ISR	5	27/49	55.1
10	NESS B	AUS	5	37/68	54.4

**2 POINTS FIELD GOALS MADE**

Rk	Name	Team	GP	Total	Avg
1	EVESON J	AUS	5	38	7.6
2	MUNN S	GBR	4	30	7.5
3	NESS B	AUS	5	37	7.4
4	PASSIWAN D	GER	5	34	6.8
5	DROR L	ISR	5	33	6.6
5	Haidari H	SWE	5	33	6.6
5	NORTJE R	RSA	5	33	6.6
8	GHARIBLOO M	IRI	5	32	6.4
8	MEISHAR D	ISR	5	32	6.4
10	ANDERSON P	CAN	5	31	6.2

**3 POINTS FIELD GOALS % (2 attempts/game minimum)**

Rk	Name	Team	GP	M/A	%
1	SCHULTE P	USA	5	9/14	64.3
2	TAYLOR N	RSA	5	14/30	46.7
3	HESAMY ZADEH Z	IRI	4	10/25	40.0
4	ALEXANDRE S	BRA	4	4/11	36.4
5	DUREPOS D	CAN	5	5/15	33.3
6	HENDEL L	ISR	5	3/9	33.3
7	AHMADI A	IRI	5	13/40	32.5
8	KOZAI H	JPN	5	7/22	31.8
9	ANDERSON P	CAN	5	3/10	30.0
10	POLLOCK J	GBR	5	6/22	27.3

**3 POINTS FIELD GOALS MADE**

Rk	Name	Team	GP	Total	Avg
1	TAYLOR N	RSA	5	14	2.8
2	AHMADI A	IRI	5	13	2.6
3	HESAMY ZADEH Z	IRI	4	10	2.5
4	SCHULTE P	USA	5	9	1.8
5	KOZAI H	JPN	5	7	1.4
6	POLLOCK J	GBR	5	6	1.2
7	DUREPOS D	CAN	5	5	1.0
8	ALEXANDRE S	BRA	4	4	1.0
9	NUNES I	BRA	5	4	0.8
10	MAZZI J	USA	4	3	0.8

**FREE THROWS % (3 attempts/game minimum)**

Rk	Name	Team	GP	M/A	%
1	MUNN S	GBR	4	19/24	79.2
2	NESS B	AUS	5	24/33	72.7
3	SILVA E	BRA	5	20/28	71.4
4	GHARIBLOO M	IRI	5	14/20	70.0
5	BYWATER T	GBR	4	7/10	70.0
6	MEISHAR D	ISR	5	20/29	69.0
7	EVESON J	AUS	5	19/28	67.9
7	ROZENBERG R	ISR	5	19/28	67.9
9	ENG D	CAN	5	9/14	64.3
10	AHMADI A	IRI	5	16/25	64.0

**FREE THROWS MADE**

Rk	Name	Team	GP	Total	Avg
1	NESS B	AUS	5	24	4.8
2	MUNN S	GBR	4	19	4.8
3	NORTJE R	RSA	5	21	4.2
4	ANDERSON P	CAN	5	20	4.0
4	Haidari H	SWE	5	20	4.0
4	MEISHAR D	ISR	5	20	4.0
4	SILVA E	BRA	5	20	4.0
8	EVESON J	AUS	5	19	3.8
8	ROZENBERG R	ISR	5	19	3.8
10	AHMADI A	IRI	5	16	3.2

**Note:**

All Players eligible for these statistics must have played at least 50% of all games

**Legend:**

%	Shooting Percentage	<b>Avg</b>	Average per Game	<b>Def</b>	Defensive Rebounds	<b>GP</b>	Games Played
M/A	Made/Attempt	<b>Off</b>	Offensive Rebounds	<b>Rk</b>	Rank		

## INDIVIDUAL STATISTICS As of 12 SEP 2008

个人技术统计

### POINTS (by average)

Rk	Name	Team	GP	Total	Avg
1	MUNN S	GBR	4	79	19.8
2	EVESON J	AUS	5	98	19.6
2	NESS B	AUS	5	98	19.6
4	ANDERSON P	CAN	5	91	18.2
5	AHMADI A	IRI	5	89	17.8
6	NORTJE R	RSA	5	87	17.4
7	MEISHAR D	ISR	5	84	16.8
8	ROZENBERG R	ISR	5	82	16.4
9	HAIDARI H	SWE	6	97	16.2
10	PASSIWAN D	GER	5	80	16.0

### POINTS (by total)

Rk	Name	Team	GP	Avg	Total
1	EVESON J	AUS	5	19.6	98
1	NESS B	AUS	5	19.6	98
3	HAIDARI H	SWE	6	16.2	97
4	ANDERSON P	CAN	5	18.2	91
5	AHMADI A	IRI	5	17.8	89
6	NORTJE R	RSA	5	17.4	87
7	MEISHAR D	ISR	5	16.8	84
8	ROZENBERG R	ISR	5	16.4	82
9	PASSIWAN D	GER	5	16.0	80
10	MUNN S	GBR	4	19.8	79

### REBOUNDS

Rk	Name	Team	GP	Off	Def	Total	Avg
1	MUNN S	GBR	4	7	49	56	14.0
2	MEISHAR D	ISR	5	21	38	59	11.8
3	ANDERSON P	CAN	5	16	38	54	10.8
4	FUJIMOTO R	JPN	5	11	42	53	10.6
4	KOHLER-LENZ D	GER	5	16	37	53	10.6
6	EVESON J	AUS	5	5	42	47	9.4
7	NESS B	AUS	5	13	31	44	8.8
8	DING H	CHN	5	6	37	43	8.6
8	NORTJE R	RSA	5	5	38	43	8.6
10	MIRANDO L	BRA	6	14	37	51	8.5

### ASSISTS

Rk	Name	Team	GP	Total	Avg
1	HAIDARI H	SWE	6	39	6.5
2	POLLOCK J	GBR	5	31	6.2
3	ANDERSON P	CAN	5	26	5.2
3	EVESON J	AUS	5	26	5.2
5	AHMADI A	IRI	5	24	4.8
6	ROZENBERG R	ISR	5	21	4.2
7	CHRISTINK L	GER	5	20	4.0
8	LIMA E	BRA	6	23	3.8
9	LEHMANN L	GER	5	19	3.8
9	PAYE M	USA	5	19	3.8

### FOULS ON

Rk	Name	Team	GP	Total	Avg
1	NORTJE R	RSA	5	38	7.6
2	HAIDARI H	SWE	6	42	7.0
3	MUNN S	GBR	4	28	7.0
4	ANDERSON P	CAN	5	32	6.4
5	EVESON J	AUS	5	28	5.6
6	JOHNSON J	CAN	5	27	5.4
6	NESS B	AUS	5	27	5.4
8	GHARIBLOO M	IRI	5	25	5.0
8	MEISHAR D	ISR	5	25	5.0
10	POLLOCK J	GBR	5	23	4.6

1 more players tied

### STEALS

Rk	Name	Team	GP	Total	Avg
1	GHARIBLOO M	IRI	5	11	2.2
1	JOHNSON J	CAN	5	11	2.2
3	CHRISTINK L	GER	5	10	2.0
3	SCOTT M	USA	5	10	2.0
3	SERIO S	USA	5	10	2.0
6	TAYLOR N	RSA	5	9	1.8
7	HAIDARI H	SWE	6	10	1.7
8	DROR L	ISR	5	8	1.6
8	EVESON J	AUS	5	8	1.6
8	PAPENFUS M	RSA	5	8	1.6

1 more players tied

### BLOCKED SHOTS

Rk	Name	Team	GP	Total	Avg
1	MEISHAR D	ISR	5	4	0.8
2	ANDERSON P	CAN	5	3	0.6
3	BYQVIST P	SWE	4	2	0.5
4	CHAMBERS J	USA	5	2	0.4
4	CURLE DN	RSA	5	2	0.4
6	MIRANDO L	BRA	6	2	0.3
6	SILVA E	BRA	6	2	0.3
8	BYWATER T	GBR	4	1	0.3
8	MUNN S	GBR	4	1	0.3
10	BESTWICK J	GBR	5	1	0.2

17 more players tied

### TURNOVERS

Rk	Name	Team	GP	Total	Avg
1	CURLE DN	RSA	5	26	5.2
2	TAYLOR N	RSA	5	24	4.8
3	YANG L	CHN	5	21	4.2
4	NORTJE R	RSA	5	18	3.6
5	EVESON J	AUS	5	17	3.4
5	FUJIMOTO R	JPN	5	17	3.4
5	PAPENFUS M	RSA	5	17	3.4
8	HAIDARI H	SWE	6	19	3.2
9	AHMADI A	IRI	5	16	3.2
10	NUNES I	BRA	6	17	2.8


**INDIVIDUAL STATISTICS** As of 12 SEP 2008

个人技术统计

**TOTAL FIELD GOALS % (8 attempts/game minimum)**

Rk	Name	Team	GP	M/A	%
1	EVESON J	AUS	5	39/59	66.1
2	CHAMBERS J	USA	5	25/39	64.1
3	GHARIBLOO M	IRI	5	32/55	58.2
4	MUNN S	GBR	4	30/54	55.6
5	DROR L	ISR	5	34/63	54.0
6	SCHULTE P	USA	5	29/54	53.7
7	NESS B	AUS	5	37/69	53.6
8	GUSTAVSSON J	SWE	6	28/53	52.8
9	TAYLOR N	RSA	5	30/57	52.6
10	ANDERSON P	CAN	5	34/66	51.5

**TOTAL FIELD GOALS MADE**

Rk	Name	Team	GP	Total	Avg
1	EVESON J	AUS	5	39	7.8
2	MUNN S	GBR	4	30	7.5
3	NESS B	AUS	5	37	7.4
4	ANDERSON P	CAN	5	34	6.8
4	DROR L	ISR	5	34	6.8
4	PASSIWAN D	GER	5	34	6.8
7	NORTJE R	RSA	5	33	6.6
8	GHARIBLOO M	IRI	5	32	6.4
8	MEISHAR D	ISR	5	32	6.4
10	H Aidari H	SWE	6	37	6.2

**2 POINTS FIELD GOALS % (6 attempts/game minimum)**

Rk	Name	Team	GP	M/A	%
1	EVESON J	AUS	5	38/54	70.4
2	CHAMBERS J	USA	5	25/39	64.1
3	SILVA E	BRA	6	21/33	63.6
4	GHARIBLOO M	IRI	5	32/54	59.2
5	MUNN S	GBR	4	30/52	57.7
6	BYWATER T	GBR	4	19/33	57.6
7	AHMADI A	IRI	5	17/30	56.7
8	ANDERSON P	CAN	5	31/56	55.3
9	ROZENBERG R	ISR	5	27/49	55.1
10	NESS B	AUS	5	37/68	54.4

**2 POINTS FIELD GOALS MADE**

Rk	Name	Team	GP	Total	Avg
1	EVESON J	AUS	5	38	7.6
2	MUNN S	GBR	4	30	7.5
3	NESS B	AUS	5	37	7.4
4	PASSIWAN D	GER	5	34	6.8
5	DROR L	ISR	5	33	6.6
5	NORTJE R	RSA	5	33	6.6
7	GHARIBLOO M	IRI	5	32	6.4
7	MEISHAR D	ISR	5	32	6.4
9	ANDERSON P	CAN	5	31	6.2
10	H Aidari H	SWE	6	35	5.8

**3 POINTS FIELD GOALS % (2 attempts/game minimum)**

Rk	Name	Team	GP	M/A	%
1	SCHULTE P	USA	5	9/14	64.3
2	TAYLOR N	RSA	5	14/30	46.7
3	HESAMY ZADEH Z	IRI	4	10/25	40.0
4	ALEXANDRE S	BRA	5	4/11	36.4
5	DUREPOS D	CAN	5	5/15	33.3
6	HENDEL L	ISR	5	3/9	33.3
7	AHMADI A	IRI	5	13/40	32.5
8	KOZAI H	JPN	5	7/22	31.8
9	ANDERSON P	CAN	5	3/10	30.0
10	POLLOCK J	GBR	5	6/22	27.3

**3 POINTS FIELD GOALS MADE**

Rk	Name	Team	GP	Total	Avg
1	TAYLOR N	RSA	5	14	2.8
2	AHMADI A	IRI	5	13	2.6
3	HESAMY ZADEH Z	IRI	4	10	2.5
4	SCHULTE P	USA	5	9	1.8
5	KOZAI H	JPN	5	7	1.4
6	POLLOCK J	GBR	5	6	1.2
7	DUREPOS D	CAN	5	5	1.0
8	ALEXANDRE S	BRA	5	4	0.8
9	MAZZI J	USA	4	3	0.8
10	NUNES I	BRA	6	4	0.7

**FREE THROWS % (3 attempts/game minimum)**

Rk	Name	Team	GP	M/A	%
1	MUNN S	GBR	4	19/24	79.2
2	NESS B	AUS	5	24/33	72.7
3	SILVA E	BRA	6	20/28	71.4
4	GHARIBLOO M	IRI	5	14/20	70.0
5	BYWATER T	GBR	4	7/10	70.0
6	MEISHAR D	ISR	5	20/29	69.0
7	EVESON J	AUS	5	19/28	67.9
7	ROZENBERG R	ISR	5	19/28	67.9
9	ENG D	CAN	5	9/14	64.3
10	AHMADI A	IRI	5	16/25	64.0

**FREE THROWS MADE**

Rk	Name	Team	GP	Total	Avg
1	NESS B	AUS	5	24	4.8
2	MUNN S	GBR	4	19	4.8
3	NORTJE R	RSA	5	21	4.2
4	ANDERSON P	CAN	5	20	4.0
4	MEISHAR D	ISR	5	20	4.0
6	EVESON J	AUS	5	19	3.8
6	ROZENBERG R	ISR	5	19	3.8
8	H Aidari H	SWE	6	21	3.5
9	SILVA E	BRA	6	20	3.3
10	AHMADI A	IRI	5	16	3.2

**Note:**

All Players eligible for these statistics must have played at least 50% of all games

**Legend:**

%	Shooting Percentage	Avg	Average per Game	Def	Defensive Rebounds	GP	Games Played
M/A	Made/Attempt	Off	Offensive Rebounds	Rk	Rank		

INDIVIDUAL STATISTICS As of 12 SEP 2008

个人技术统计

POINTS (by average)

Rk	Name	Team	GP	Total	Avg
1	MUNN S	GBR	4	79	19.8
2	EVESON J	AUS	5	98	19.6
2	NESS B	AUS	5	98	19.6
4	NORTJE R	RSA	6	109	18.2
5	ANDERSON P	CAN	5	91	18.2
6	AHMADI A	IRI	5	89	17.8
7	MEISHAR D	ISR	5	84	16.8
8	ROZENBERG R	ISR	5	82	16.4
9	HAIDARI H	SWE	6	97	16.2
10	PASSIWAN D	GER	5	80	16.0

POINTS (by total)

Rk	Name	Team	GP	Avg	Total
1	NORTJE R	RSA	6	18.2	109
2	EVESON J	AUS	5	19.6	98
2	NESS B	AUS	5	19.6	98
4	HAIDARI H	SWE	6	16.2	97
5	ANDERSON P	CAN	5	18.2	91
6	TAYLOR N	RSA	6	15.0	90
7	AHMADI A	IRI	5	17.8	89
8	MEISHAR D	ISR	5	16.8	84
9	DING H	CHN	6	13.8	83
10	ROZENBERG R	ISR	5	16.4	82

REBOUNDS

Rk	Name	Team	GP	Off	Def	Total	Avg
1	MUNN S	GBR	4	7	49	56	14.0
2	MEISHAR D	ISR	5	21	38	59	11.8
3	ANDERSON P	CAN	5	16	38	54	10.8
4	FUJIMOTO R	JPN	5	11	42	53	10.6
4	KOHLER-LENZ D	GER	5	16	37	53	10.6
6	DING H	CHN	6	7	51	58	9.7
7	EVESON J	AUS	5	5	42	47	9.4
8	NESS B	AUS	5	13	31	44	8.8
9	MIRANDO L	BRA	6	14	37	51	8.5
10	GHARIBLOO M	IRI	5	8	33	41	8.2

ASSISTS

Rk	Name	Team	GP	Total	Avg
1	HAIDARI H	SWE	6	39	6.5
2	POLLOCK J	GBR	5	31	6.2
3	ANDERSON P	CAN	5	26	5.2
3	EVESON J	AUS	5	26	5.2
5	AHMADI A	IRI	5	24	4.8
6	ROZENBERG R	ISR	5	21	4.2
7	CHRISTINK L	GER	5	20	4.0
8	LIMA E	BRA	6	23	3.8
9	LEHMANN L	GER	5	19	3.8
9	PAYE M	USA	5	19	3.8

FOULS ON

Rk	Name	Team	GP	Total	Avg
1	NORTJE R	RSA	6	44	7.3
2	HAIDARI H	SWE	6	42	7.0
3	MUNN S	GBR	4	28	7.0
4	ANDERSON P	CAN	5	32	6.4
5	EVESON J	AUS	5	28	5.6
6	JOHNSON J	CAN	5	27	5.4
6	NESS B	AUS	5	27	5.4
8	GHARIBLOO M	IRI	5	25	5.0
8	MEISHAR D	ISR	5	25	5.0
10	POLLOCK J	GBR	5	23	4.6

BLOCKED SHOTS

Rk	Name	Team	GP	Total	Avg
1	MEISHAR D	ISR	5	4	0.8
2	ANDERSON P	CAN	5	3	0.6
3	CURLE DN	RSA	6	3	0.5
4	BYQVIST P	SWE	4	2	0.5
5	CHAMBERS J	USA	5	2	0.4
6	MIRANDO L	BRA	6	2	0.3
6	NORTJE R	RSA	6	2	0.3
6	SILVA E	BRA	6	2	0.3
6	YANG L	CHN	6	2	0.3
10	BYWATER T	GBR	4	1	0.3

1 more players tied

STEALS

Rk	Name	Team	GP	Total	Avg
1	CURLE DN	RSA	6	14	2.3
2	GHARIBLOO M	IRI	5	11	2.2
2	JOHNSON J	CAN	5	11	2.2
4	CHRISTINK L	GER	5	10	2.0
4	SCOTT M	USA	5	10	2.0
4	SERIO S	USA	5	10	2.0
7	HAIDARI H	SWE	6	10	1.7
7	PAPENFUS M	RSA	6	10	1.7
7	TAYLOR N	RSA	6	10	1.7
10	DROR L	ISR	5	8	1.6

2 more players tied

TURNOVERS

Rk	Name	Team	GP	Total	Avg
1	CURLE DN	RSA	6	29	4.8
2	YANG L	CHN	6	26	4.3
3	TAYLOR N	RSA	6	24	4.0
4	EVESON J	AUS	5	17	3.4
4	FUJIMOTO R	JPN	5	17	3.4
6	NORTJE R	RSA	6	20	3.3
7	HAIDARI H	SWE	6	19	3.2
7	PAPENFUS M	RSA	6	19	3.2
9	AHMADI A	IRI	5	16	3.2
10	QU H	CHN	6	18	3.0

1 more players tied



**INDIVIDUAL STATISTICS** As of 12 SEP 2008

个人技术统计

**TOTAL FIELD GOALS % (8 attempts/game minimum)**

Rk	Name	Team	GP	M/A	%
1	EVESON J	AUS	5	39/59	66.1
2	CHAMBERS J	USA	5	25/39	64.1
3	GHARIBLOO M	IRI	5	32/55	58.2
4	MUNN S	GBR	4	30/54	55.6
5	DROR L	ISR	5	34/63	54.0
6	SCHULTE P	USA	5	29/54	53.7
7	NESS B	AUS	5	37/69	53.6
8	GUSTAVSSON J	SWE	6	28/53	52.8
9	TAYLOR N	RSA	6	35/67	52.2
10	ANDERSON P	CAN	5	34/66	51.5

**TOTAL FIELD GOALS MADE**

Rk	Name	Team	GP	Total	Avg
1	EVESON J	AUS	5	39	7.8
2	MUNN S	GBR	4	30	7.5
3	NESS B	AUS	5	37	7.4
4	NORTJE R	RSA	6	41	6.8
5	ANDERSON P	CAN	5	34	6.8
5	DROR L	ISR	5	34	6.8
5	PASSIWAN D	GER	5	34	6.8
8	GHARIBLOO M	IRI	5	32	6.4
8	MEISHAR D	ISR	5	32	6.4
10	DING H	CHN	6	37	6.2

1 more players tied

**2 POINTS FIELD GOALS MADE**

Rk	Name	Team	GP	Total	Avg
1	EVESON J	AUS	5	38	7.6
2	MUNN S	GBR	4	30	7.5
3	NESS B	AUS	5	37	7.4
4	NORTJE R	RSA	6	41	6.8
5	PASSIWAN D	GER	5	34	6.8
6	DROR L	ISR	5	33	6.6
7	GHARIBLOO M	IRI	5	32	6.4
7	MEISHAR D	ISR	5	32	6.4
9	ANDERSON P	CAN	5	31	6.2
10	DING H	CHN	6	36	6.0

**2 POINTS FIELD GOALS % (6 attempts/game minimum)**

Rk	Name	Team	GP	M/A	%
1	EVESON J	AUS	5	38/54	70.4
2	CHAMBERS J	USA	5	25/39	64.1
3	SILVA E	BRA	6	21/33	63.6
4	GHARIBLOO M	IRI	5	32/54	59.2
5	MUNN S	GBR	4	30/52	57.7
6	BYWATER T	GBR	4	19/33	57.6
7	AHMADI A	IRI	5	17/30	56.7
8	ANDERSON P	CAN	5	31/56	55.3
9	ROZENBERG R	ISR	5	27/49	55.1
10	NESS B	AUS	5	37/68	54.4

**3 POINTS FIELD GOALS % (2 attempts/game minimum)**

Rk	Name	Team	GP	M/A	%
1	SCHULTE P	USA	5	9/14	64.3
2	TAYLOR N	RSA	6	16/35	45.7
3	HESAMY ZADEH Z	IRI	4	10/25	40.0
4	ALEXANDRE S	BRA	5	4/11	36.4
5	DUREPOS D	CAN	5	5/15	33.3
6	HENDEL L	ISR	5	3/9	33.3
7	AHMADI A	IRI	5	13/40	32.5
8	KOZAI H	JPN	5	7/22	31.8
9	ANDERSON P	CAN	5	3/10	30.0
10	POLLOCK J	GBR	5	6/22	27.3

**3 POINTS FIELD GOALS MADE**

Rk	Name	Team	GP	Total	Avg
1	TAYLOR N	RSA	6	16	2.7
2	AHMADI A	IRI	5	13	2.6
3	HESAMY ZADEH Z	IRI	4	10	2.5
4	SCHULTE P	USA	5	9	1.8
5	KOZAI H	JPN	5	7	1.4
6	POLLOCK J	GBR	5	6	1.2
7	DUREPOS D	CAN	5	5	1.0
8	ALEXANDRE S	BRA	5	4	0.8
9	MAZZI J	USA	4	3	0.8
10	NUNES I	BRA	6	4	0.7

**FREE THROWS % (3 attempts/game minimum)**

Rk	Name	Team	GP	M/A	%
1	MUNN S	GBR	4	19/24	79.2
2	NESS B	AUS	5	24/33	72.7
3	SILVA E	BRA	6	20/28	71.4
4	GHARIBLOO M	IRI	5	14/20	70.0
5	BYWATER T	GBR	4	7/10	70.0
6	MEISHAR D	ISR	5	20/29	69.0
7	EVESON J	AUS	5	19/28	67.9
7	ROZENBERG R	ISR	5	19/28	67.9
9	ENG D	CAN	5	9/14	64.3
10	AHMADI A	IRI	5	16/25	64.0

**FREE THROWS MADE**

Rk	Name	Team	GP	Total	Avg
1	NESS B	AUS	5	24	4.8
2	MUNN S	GBR	4	19	4.8
3	NORTJE R	RSA	6	27	4.5
4	ANDERSON P	CAN	5	20	4.0
4	MEISHAR D	ISR	5	20	4.0
6	EVESON J	AUS	5	19	3.8
6	ROZENBERG R	ISR	5	19	3.8
8	HADARI H	SWE	6	21	3.5
9	SILVA E	BRA	6	20	3.3
10	AHMADI A	IRI	5	16	3.2

**Note:**

All Players eligible for these statistics must have played at least 50% of all games

**Legend:**

%	Shooting Percentage	<b>Avg</b>	Average per Game	<b>Def</b>	Defensive Rebounds	<b>GP</b>	Games Played
M/A	Made/Attempt	<b>Off</b>	Offensive Rebounds	<b>Rk</b>	Rank		



## INDIVIDUAL STATISTICS As of 13 SEP 2008

个人技术统计

### POINTS (by average)

Rk	Name	Team	GP	Total	Avg
1	MUNN S	GBR	4	79	19.8
2	EVESON J	AUS	5	98	19.6
2	NESS B	AUS	5	98	19.6
4	NORTJE R	RSA	6	109	18.2
5	ANDERSON P	CAN	5	91	18.2
6	AHMADI A	IRI	5	89	17.8
7	MEISHAR D	ISR	5	84	16.8
8	ROZENBERG R	ISR	5	82	16.4
9	HAIDARI H	SWE	6	97	16.2
10	PASSIWAN D	GER	5	80	16.0

### POINTS (by total)

Rk	Name	Team	GP	Avg	Total
1	NORTJE R	RSA	6	18.2	109
2	EVESON J	AUS	5	19.6	98
2	NESS B	AUS	5	19.6	98
4	HAIDARI H	SWE	6	16.2	97
5	ANDERSON P	CAN	5	18.2	91
6	TAYLOR N	RSA	6	15.0	90
7	AHMADI A	IRI	5	17.8	89
8	MEISHAR D	ISR	5	16.8	84
9	DING H	CHN	6	13.8	83
10	ROZENBERG R	ISR	5	16.4	82

### REBOUNDS

Rk	Name	Team	GP	Off	Def	Total	Avg
1	MUNN S	GBR	4	7	49	56	14.0
2	MEISHAR D	ISR	5	21	38	59	11.8
3	ANDERSON P	CAN	5	16	38	54	10.8
4	FUJIMOTO R	JPN	5	11	42	53	10.6
4	KOHLER-LENZ D	GER	5	16	37	53	10.6
6	DING H	CHN	6	7	51	58	9.7
7	EVESON J	AUS	5	5	42	47	9.4
8	NESS B	AUS	5	13	31	44	8.8
9	MIRANDO L	BRA	6	14	37	51	8.5
10	GHARIBLOO M	IRI	5	8	33	41	8.2

### ASSISTS

Rk	Name	Team	GP	Total	Avg
1	HAIDARI H	SWE	6	39	6.5
2	POLLOCK J	GBR	5	31	6.2
3	ANDERSON P	CAN	5	26	5.2
3	EVESON J	AUS	5	26	5.2
5	AHMADI A	IRI	5	24	4.8
6	ROZENBERG R	ISR	5	21	4.2
7	CHRISTINK L	GER	5	20	4.0
8	LIMA E	BRA	6	23	3.8
9	LEHMANN L	GER	5	19	3.8
9	PAYE M	USA	5	19	3.8

### FOULS ON

Rk	Name	Team	GP	Total	Avg
1	NORTJE R	RSA	6	44	7.3
2	HAIDARI H	SWE	6	42	7.0
3	MUNN S	GBR	4	28	7.0
4	ANDERSON P	CAN	5	32	6.4
5	EVESON J	AUS	5	28	5.6
6	JOHNSON J	CAN	5	27	5.4
6	NESS B	AUS	5	27	5.4
8	GHARIBLOO M	IRI	5	25	5.0
8	MEISHAR D	ISR	5	25	5.0
10	POLLOCK J	GBR	5	23	4.6

1 more players tied

### BLOCKED SHOTS

Rk	Name	Team	GP	Total	Avg
1	MEISHAR D	ISR	5	4	0.8
2	ANDERSON P	CAN	5	3	0.6
3	CURLE DN	RSA	6	3	0.5
4	BYQVIST P	SWE	4	2	0.5
5	CHAMBERS J	USA	5	2	0.4
6	MIRANDO L	BRA	6	2	0.3
6	NORTJE R	RSA	6	2	0.3
6	SILVA E	BRA	6	2	0.3
6	YANG L	CHN	6	2	0.3
10	BYWATER T	GBR	4	1	0.3

1 more players tied

### STEALS

Rk	Name	Team	GP	Total	Avg
1	CURLE DN	RSA	6	14	2.3
2	GHARIBLOO M	IRI	5	11	2.2
2	JOHNSON J	CAN	5	11	2.2
4	CHRISTINK L	GER	5	10	2.0
4	SCOTT M	USA	5	10	2.0
4	SERIO S	USA	5	10	2.0
7	HAIDARI H	SWE	6	10	1.7
7	PAPENFUS M	RSA	6	10	1.7
7	TAYLOR N	RSA	6	10	1.7
10	DROR L	ISR	5	8	1.6

2 more players tied

### TURNOVERS

Rk	Name	Team	GP	Total	Avg
1	CURLE DN	RSA	6	29	4.8
2	YANG L	CHN	6	26	4.3
3	TAYLOR N	RSA	6	24	4.0
4	EVESON J	AUS	5	17	3.4
4	FUJIMOTO R	JPN	5	17	3.4
6	NORTJE R	RSA	6	20	3.3
7	HAIDARI H	SWE	6	19	3.2
7	PAPENFUS M	RSA	6	19	3.2
9	AHMADI A	IRI	5	16	3.2
10	QU H	CHN	6	18	3.0

**INDIVIDUAL STATISTICS** As of 13 SEP 2008

个人技术统计

**TOTAL FIELD GOALS % (8 attempts/game minimum)**

Rk	Name	Team	GP	M/A	%
1	EVESON J	AUS	5	39/59	66.1
2	CHAMBERS J	USA	5	25/39	64.1
3	GHARIBLOO M	IRI	5	32/55	58.2
4	MUNN S	GBR	4	30/54	55.6
5	DROR L	ISR	5	34/63	54.0
6	SCHULTE P	USA	5	29/54	53.7
7	NESS B	AUS	5	37/69	53.6
8	GUSTAVSSON J	SWE	6	28/53	52.8
9	TAYLOR N	RSA	6	35/67	52.2
10	ANDERSON P	CAN	5	34/66	51.5

**TOTAL FIELD GOALS MADE**

Rk	Name	Team	GP	Total	Avg
1	EVESON J	AUS	5	39	7.8
2	MUNN S	GBR	4	30	7.5
3	NESS B	AUS	5	37	7.4
4	NORTJE R	RSA	6	41	6.8
5	ANDERSON P	CAN	5	34	6.8
5	DROR L	ISR	5	34	6.8
5	PASSIWAN D	GER	5	34	6.8
8	GHARIBLOO M	IRI	5	32	6.4
8	MEISHAR D	ISR	5	32	6.4
10	DING H	CHN	6	37	6.2

**2 POINTS FIELD GOALS % (6 attempts/game minimum)**

Rk	Name	Team	GP	M/A	%
1	EVESON J	AUS	5	38/54	70.4
2	CHAMBERS J	USA	5	25/39	64.1
3	SILVA E	BRA	6	21/33	63.6
4	GHARIBLOO M	IRI	5	32/54	59.2
5	MUNN S	GBR	4	30/52	57.7
6	BYWATER T	GBR	4	19/33	57.6
7	AHMADI A	IRI	5	17/30	56.7
8	ANDERSON P	CAN	5	31/56	55.3
9	ROZENBERG R	ISR	5	27/49	55.1
10	NESS B	AUS	5	37/68	54.4

**2 POINTS FIELD GOALS MADE**

Rk	Name	Team	GP	Total	Avg
1	EVESON J	AUS	5	38	7.6
2	MUNN S	GBR	4	30	7.5
3	NESS B	AUS	5	37	7.4
4	NORTJE R	RSA	6	41	6.8
5	PASSIWAN D	GER	5	34	6.8
6	DROR L	ISR	5	33	6.6
7	GHARIBLOO M	IRI	5	32	6.4
7	MEISHAR D	ISR	5	32	6.4
9	ANDERSON P	CAN	5	31	6.2
10	DING H	CHN	6	36	6.0

**3 POINTS FIELD GOALS % (2 attempts/game minimum)**

Rk	Name	Team	GP	M/A	%
1	SCHULTE P	USA	5	9/14	64.3
2	TAYLOR N	RSA	6	16/35	45.7
3	HESAMY ZADEH Z	IRI	4	10/25	40.0
4	ALEXANDRE S	BRA	5	4/11	36.4
5	DUREPOS D	CAN	5	5/15	33.3
6	HENDEL L	ISR	5	3/9	33.3
7	AHMADI A	IRI	5	13/40	32.5
8	KOZAI H	JPN	5	7/22	31.8
9	ANDERSON P	CAN	5	3/10	30.0
10	POLLOCK J	GBR	5	6/22	27.3

**3 POINTS FIELD GOALS MADE**

Rk	Name	Team	GP	Total	Avg
1	TAYLOR N	RSA	6	16	2.7
2	AHMADI A	IRI	5	13	2.6
3	HESAMY ZADEH Z	IRI	4	10	2.5
4	SCHULTE P	USA	5	9	1.8
5	KOZAI H	JPN	5	7	1.4
6	POLLOCK J	GBR	5	6	1.2
7	DUREPOS D	CAN	5	5	1.0
8	ALEXANDRE S	BRA	5	4	0.8
9	MAZZI J	USA	4	3	0.8
10	NUNES I	BRA	6	4	0.7

**FREE THROWS % (3 attempts/game minimum)**

Rk	Name	Team	GP	M/A	%
1	MUNN S	GBR	4	19/24	79.2
2	NESS B	AUS	5	24/33	72.7
3	SILVA E	BRA	6	20/28	71.4
4	GHARIBLOO M	IRI	5	14/20	70.0
5	BYWATER T	GBR	4	7/10	70.0
6	MEISHAR D	ISR	5	20/29	69.0
7	EVESON J	AUS	5	19/28	67.9
7	ROZENBERG R	ISR	5	19/28	67.9
9	ENG D	CAN	5	9/14	64.3
10	AHMADI A	IRI	5	16/25	64.0

**FREE THROWS MADE**

Rk	Name	Team	GP	Total	Avg
1	NESS B	AUS	5	24	4.8
2	MUNN S	GBR	4	19	4.8
3	NORTJE R	RSA	6	27	4.5
4	ANDERSON P	CAN	5	20	4.0
4	MEISHAR D	ISR	5	20	4.0
6	EVESON J	AUS	5	19	3.8
6	ROZENBERG R	ISR	5	19	3.8
8	HADARI H	SWE	6	21	3.5
9	SILVA E	BRA	6	20	3.3
10	AHMADI A	IRI	5	16	3.2

**Note:**

All Players eligible for these statistics must have played at least 50% of all games

**Legend:**

%	Shooting Percentage	<b>Avg</b>	Average per Game	<b>Def</b>	Defensive Rebounds	<b>GP</b>	Games Played
M/A	Made/Attempt	<b>Off</b>	Offensive Rebounds	<b>Rk</b>	Rank		

**INDIVIDUAL STATISTICS** As of 13 SEP 2008

个人技术统计

**POINTS (by average)**

Rk	Name	Team	GP	Total	Avg
1	MUNN S	GBR	4	79	19.8
2	EVESON J	AUS	5	98	19.6
2	NESS B	AUS	5	98	19.6
4	NORTJE R	RSA	6	109	18.2
5	ANDERSON P	CAN	6	108	18.0
6	AHMADI A	IRI	5	89	17.8
7	MEISHAR D	ISR	6	99	16.5
8	HAIDARI H	SWE	6	97	16.2
9	PASSIWAN D	GER	5	80	16.0
10	GHARIBLOO M	IRI	5	78	15.6

**POINTS (by total)**

Rk	Name	Team	GP	Avg	Total
1	NORTJE R	RSA	6	18.2	109
2	ANDERSON P	CAN	6	18.0	108
3	MEISHAR D	ISR	6	16.5	99
4	EVESON J	AUS	5	19.6	98
4	NESS B	AUS	5	19.6	98
6	HAIDARI H	SWE	6	16.2	97
7	ROZENBERG R	ISR	6	15.0	90
7	TAYLOR N	RSA	6	15.0	90
9	AHMADI A	IRI	5	17.8	89
10	DROR L	ISR	6	14.0	84

**REBOUNDS**

Rk	Name	Team	GP	Off	Def	Total	Avg
1	MUNN S	GBR	4	7	49	56	14.0
2	MEISHAR D	ISR	6	25	50	75	12.5
3	ANDERSON P	CAN	6	17	49	66	11.0
4	FUJIMOTO R	JPN	5	11	42	53	10.6
4	KOHLER-LENZ D	GER	5	16	37	53	10.6
6	DING H	CHN	6	7	51	58	9.7
7	EVESON J	AUS	5	5	42	47	9.4
8	NESS B	AUS	5	13	31	44	8.8
9	MIRANDO L	BRA	6	14	37	51	8.5
10	GHARIBLOO M	IRI	5	8	33	41	8.2

**ASSISTS**

Rk	Name	Team	GP	Total	Avg
1	HAIDARI H	SWE	6	39	6.5
2	POLLOCK J	GBR	5	31	6.2
3	EVESON J	AUS	5	26	5.2
4	AHMADI A	IRI	5	24	4.8
5	ANDERSON P	CAN	6	28	4.7
6	CHRISTINK L	GER	5	20	4.0
7	LIMA E	BRA	6	23	3.8
8	LEHMANN L	GER	5	19	3.8
8	PAYE M	USA	5	19	3.8
10	ROZENBERG R	ISR	6	22	3.7

**FOULS ON**

Rk	Name	Team	GP	Total	Avg
1	NORTJE R	RSA	6	44	7.3
2	HAIDARI H	SWE	6	42	7.0
3	MUNN S	GBR	4	28	7.0
4	ANDERSON P	CAN	6	38	6.3
5	JOHNSON J	CAN	6	34	5.7
6	EVESON J	AUS	5	28	5.6
7	NESS B	AUS	5	27	5.4
8	MEISHAR D	ISR	6	30	5.0
9	GHARIBLOO M	IRI	5	25	5.0
10	POLLOCK J	GBR	5	23	4.6

**BLOCKED SHOTS**

Rk	Name	Team	GP	Total	Avg
1	MEISHAR D	ISR	6	4	0.7
2	ANDERSON P	CAN	6	3	0.5
2	CURLE DN	RSA	6	3	0.5
4	BYQVIST P	SWE	4	2	0.5
5	CHAMBERS J	USA	5	2	0.4
6	JOHNSON J	CAN	6	2	0.3
6	MIRANDO L	BRA	6	2	0.3
6	NORTJE R	RSA	6	2	0.3
6	SILVA E	BRA	6	2	0.3
6	YANG L	CHN	6	2	0.3

**STEALS**

Rk	Name	Team	GP	Total	Avg
1	CURLE DN	RSA	6	14	2.3
2	JOHNSON J	CAN	6	13	2.2
3	GHARIBLOO M	IRI	5	11	2.2
4	CHRISTINK L	GER	5	10	2.0
4	SCOTT M	USA	5	10	2.0
4	SERIO S	USA	5	10	2.0
7	HAIDARI H	SWE	6	10	1.7
7	PAPENFUS M	RSA	6	10	1.7
7	TAYLOR N	RSA	6	10	1.7
10	EVESON J	AUS	5	8	1.6

**TURNOVERS**

Rk	Name	Team	GP	Total	Avg
1	CURLE DN	RSA	6	29	4.8
2	YANG L	CHN	6	26	4.3
3	TAYLOR N	RSA	6	24	4.0
4	EVESON J	AUS	5	17	3.4
4	FUJIMOTO R	JPN	5	17	3.4
6	NORTJE R	RSA	6	20	3.3
7	HAIDARI H	SWE	6	19	3.2
7	PAPENFUS M	RSA	6	19	3.2
9	AHMADI A	IRI	5	16	3.2
10	QU H	CHN	6	18	3.0

1 more players tied



**INDIVIDUAL STATISTICS** As of 13 SEP 2008

个人技术统计

**TOTAL FIELD GOALS % (8 attempts/game minimum)**

Rk	Name	Team	GP	M/A	%
1	EVESON J	AUS	5	39/59	66.1
2	CHAMBERS J	USA	5	25/39	64.1
3	GHARIBLOO M	IRI	5	32/55	58.2
4	MUNN S	GBR	4	30/54	55.6
5	SCHULTE P	USA	5	29/54	53.7
6	NESS B	AUS	5	37/69	53.6
7	GUSTAVSSON J	SWE	6	28/53	52.8
8	TAYLOR N	RSA	6	35/67	52.2
9	DROR L	ISR	6	37/71	52.1
10	ANDERSON P	CAN	6	41/79	51.9

**TOTAL FIELD GOALS MADE**

Rk	Name	Team	GP	Total	Avg
1	EVESON J	AUS	5	39	7.8
2	MUNN S	GBR	4	30	7.5
3	NESS B	AUS	5	37	7.4
4	ANDERSON P	CAN	6	41	6.8
4	NORTJE R	RSA	6	41	6.8
6	PASSIWAN D	GER	5	34	6.8
7	GHARIBLOO M	IRI	5	32	6.4
8	MEISHAR D	ISR	6	38	6.3
9	DING H	CHN	6	37	6.2
9	DROR L	ISR	6	37	6.2

1 more players tied

**2 POINTS FIELD GOALS MADE**

Rk	Name	Team	GP	Total	Avg
1	EVESON J	AUS	5	38	7.6
2	MUNN S	GBR	4	30	7.5
3	NESS B	AUS	5	37	7.4
4	NORTJE R	RSA	6	41	6.8
5	PASSIWAN D	GER	5	34	6.8
6	GHARIBLOO M	IRI	5	32	6.4
7	ANDERSON P	CAN	6	38	6.3
7	MEISHAR D	ISR	6	38	6.3
9	DING H	CHN	6	36	6.0
9	DROR L	ISR	6	36	6.0

**2 POINTS FIELD GOALS % (6 attempts/game minimum)**

Rk	Name	Team	GP	M/A	%
1	EVESON J	AUS	5	38/54	70.4
2	CHAMBERS J	USA	5	25/39	64.1
3	SILVA E	BRA	6	21/33	63.6
4	GHARIBLOO M	IRI	5	32/54	59.2
5	MUNN S	GBR	4	30/52	57.7
6	ANDERSON P	CAN	6	38/66	57.6
7	BYWATER T	GBR	4	19/33	57.6
8	AHMADI A	IRI	5	17/30	56.7
9	NESS B	AUS	5	37/68	54.4
10	GHOLAM AZAD V	IRI	5	19/35	54.3

**3 POINTS FIELD GOALS % (2 attempts/game minimum)**

Rk	Name	Team	GP	M/A	%
1	SCHULTE P	USA	5	9/14	64.3
2	TAYLOR N	RSA	6	16/35	45.7
3	HESAMY ZADEH Z	IRI	4	10/25	40.0
4	ALEXANDRE S	BRA	5	4/11	36.4
5	AHMADI A	IRI	5	13/40	32.5
6	KOZAI H	JPN	5	7/22	31.8
7	DUREPOS D	CAN	6	6/19	31.6
8	POLLOCK J	GBR	5	6/22	27.3
9	MAZZI J	USA	4	3/11	27.3
10	ANDERSON P	CAN	6	3/13	23.1

**3 POINTS FIELD GOALS MADE**

Rk	Name	Team	GP	Total	Avg
1	TAYLOR N	RSA	6	16	2.7
2	AHMADI A	IRI	5	13	2.6
3	HESAMY ZADEH Z	IRI	4	10	2.5
4	SCHULTE P	USA	5	9	1.8
5	KOZAI H	JPN	5	7	1.4
6	POLLOCK J	GBR	5	6	1.2
7	DUREPOS D	CAN	6	6	1.0
8	ALEXANDRE S	BRA	5	4	0.8
9	MAZZI J	USA	4	3	0.8
10	NUNES I	BRA	6	4	0.7

1 more players tied

**FREE THROWS % (3 attempts/game minimum)**

Rk	Name	Team	GP	M/A	%
1	MUNN S	GBR	4	19/24	79.2
2	NESS B	AUS	5	24/33	72.7
3	SILVA E	BRA	6	20/28	71.4
4	ROZENBERG R	ISR	6	21/30	70.0
5	GHARIBLOO M	IRI	5	14/20	70.0
6	BYWATER T	GBR	4	7/10	70.0
7	MEISHAR D	ISR	6	23/33	69.7
8	EVESON J	AUS	5	19/28	67.9
9	AHMADI A	IRI	5	16/25	64.0
10	ENG D	CAN	6	10/16	62.5

**FREE THROWS MADE**

Rk	Name	Team	GP	Total	Avg
1	NESS B	AUS	5	24	4.8
2	MUNN S	GBR	4	19	4.8
3	NORTJE R	RSA	6	27	4.5
4	ANDERSON P	CAN	6	23	3.8
4	MEISHAR D	ISR	6	23	3.8
6	EVESON J	AUS	5	19	3.8
7	HAIDARI H	SWE	6	21	3.5
7	ROZENBERG R	ISR	6	21	3.5
9	SILVA E	BRA	6	20	3.3
10	AHMADI A	IRI	5	16	3.2

1 more players tied

**Note:**

All Players eligible for these statistics must have played at least 50% of all games

**Legend:**

% Shooting Percentage      Avg Average per Game      Def Defensive Rebounds      GP Games Played  
M/A Made/Attempt      Off Offensive Rebounds      Rk Rank


**INDIVIDUAL STATISTICS** As of 13 SEP 2008

个人技术统计

**POINTS (by average)**

Rk	Name	Team	GP	Total	Avg
1	MUNN S	GBR	4	79	19.8
2	NESS B	AUS	6	116	19.3
3	EVESON J	AUS	6	115	19.2
4	NORTJE R	RSA	6	109	18.2
5	ANDERSON P	CAN	6	108	18.0
6	AHMADI A	IRI	5	89	17.8
7	MEISHAR D	ISR	6	99	16.5
8	HAIDARI H	SWE	6	97	16.2
9	PASSIWAN D	GER	5	80	16.0
10	GHARIBLOO M	IRI	5	78	15.6

**POINTS (by total)**

Rk	Name	Team	GP	Avg	Total
1	NESS B	AUS	6	19.3	116
2	EVESON J	AUS	6	19.2	115
3	NORTJE R	RSA	6	18.2	109
4	ANDERSON P	CAN	6	18.0	108
5	MEISHAR D	ISR	6	16.5	99
6	HAIDARI H	SWE	6	16.2	97
7	ROZENBERG R	ISR	6	15.0	90
7	TAYLOR N	RSA	6	15.0	90
9	AHMADI A	IRI	5	17.8	89
10	DROR L	ISR	6	14.0	84

**REBOUNDS**

Rk	Name	Team	GP	Off	Def	Total	Avg
1	MUNN S	GBR	4	7	49	56	14.0
2	MEISHAR D	ISR	6	25	50	75	12.5
3	ANDERSON P	CAN	6	17	49	66	11.0
4	KOHLER-LENZ D	GER	5	16	37	53	10.6
5	DING H	CHN	6	7	51	58	9.7
5	EVESON J	AUS	6	8	50	58	9.7
5	FUJIMOTO R	JPN	6	12	46	58	9.7
5	NESS B	AUS	6	17	41	58	9.7
9	MIRANDO L	BRA	6	14	37	51	8.5
10	GHARIBLOO M	IRI	5	8	33	41	8.2

**ASSISTS**

Rk	Name	Team	GP	Total	Avg
1	HAIDARI H	SWE	6	39	6.5
2	POLLOCK J	GBR	5	31	6.2
3	AHMADI A	IRI	5	24	4.8
4	ANDERSON P	CAN	6	28	4.7
5	EVESON J	AUS	6	27	4.5
6	CHRISTINK L	GER	5	20	4.0
7	LIMA E	BRA	6	23	3.8
8	LEHMANN L	GER	5	19	3.8
8	PAYE M	USA	5	19	3.8
10	NORRIS S	AUS	6	22	3.7

1 more players tied

**BLOCKED SHOTS**

Rk	Name	Team	GP	Total	Avg
1	MEISHAR D	ISR	6	4	0.7
2	ANDERSON P	CAN	6	3	0.5
2	CURLE DN	RSA	6	3	0.5
4	BYQVIST P	SWE	4	2	0.5
5	CHAMBERS J	USA	5	2	0.4
6	JOHNSON J	CAN	6	2	0.3
6	MIRANDO L	BRA	6	2	0.3
6	NORTJE R	RSA	6	2	0.3
6	SILVA E	BRA	6	2	0.3
6	YANG L	CHN	6	2	0.3

**FOULS ON**

Rk	Name	Team	GP	Total	Avg
1	NORTJE R	RSA	6	44	7.3
2	HAIDARI H	SWE	6	42	7.0
3	MUNN S	GBR	4	28	7.0
4	ANDERSON P	CAN	6	38	6.3
5	JOHNSON J	CAN	6	34	5.7
6	EVESON J	AUS	6	32	5.3
6	NESS B	AUS	6	32	5.3
8	MEISHAR D	ISR	6	30	5.0
9	GHARIBLOO M	IRI	5	25	5.0
10	POLLOCK J	GBR	5	23	4.6

**STEALS**

Rk	Name	Team	GP	Total	Avg
1	CURLE DN	RSA	6	14	2.3
2	JOHNSON J	CAN	6	13	2.2
3	GHARIBLOO M	IRI	5	11	2.2
4	CHRISTINK L	GER	5	10	2.0
4	SCOTT M	USA	5	10	2.0
4	SERIO S	USA	5	10	2.0
7	EVESON J	AUS	6	11	1.8
8	HAIDARI H	SWE	6	10	1.7
8	NESS B	AUS	6	10	1.7
8	PAPENFUS M	RSA	6	10	1.7

1 more players tied

**TURNOVERS**

Rk	Name	Team	GP	Total	Avg
1	CURLE DN	RSA	6	29	4.8
2	YANG L	CHN	6	26	4.3
3	TAYLOR N	RSA	6	24	4.0
4	EVESON J	AUS	6	21	3.5
5	FUJIMOTO R	JPN	6	20	3.3
5	NORTJE R	RSA	6	20	3.3
7	HAIDARI H	SWE	6	19	3.2
7	PAPENFUS M	RSA	6	19	3.2
9	AHMADI A	IRI	5	16	3.2
10	QU H	CHN	6	18	3.0

**INDIVIDUAL STATISTICS** As of 13 SEP 2008

个人技术统计

**TOTAL FIELD GOALS % (8 attempts/game minimum)**

Rk	Name	Team	GP	M/A	%
1	EVESON J	AUS	6	45/69	65.2
2	CHAMBERS J	USA	5	25/39	64.1
3	GHARIBLOO M	IRI	5	32/55	58.2
4	MUNN S	GBR	4	30/54	55.6
5	NESS B	AUS	6	44/81	54.3
6	SCHULTE P	USA	5	29/54	53.7
7	GUSTAVSSON J	SWE	6	28/53	52.8
8	TAYLOR N	RSA	6	35/67	52.2
9	DROR L	ISR	6	37/71	52.1
10	ANDERSON P	CAN	6	41/79	51.9

**TOTAL FIELD GOALS MADE**

Rk	Name	Team	GP	Total	Avg
1	EVESON J	AUS	6	45	7.5
2	MUNN S	GBR	4	30	7.5
3	NESS B	AUS	6	44	7.3
4	ANDERSON P	CAN	6	41	6.8
4	NORTJE R	RSA	6	41	6.8
6	PASSIWAN D	GER	5	34	6.8
7	GHARIBLOO M	IRI	5	32	6.4
8	MEISHAR D	ISR	6	38	6.3
9	DING H	CHN	6	37	6.2
9	DROR L	ISR	6	37	6.2

1 more players tied

**2 POINTS FIELD GOALS MADE**

Rk	Name	Team	GP	Total	Avg
1	MUNN S	GBR	4	30	7.5
2	EVESON J	AUS	6	44	7.3
2	NESS B	AUS	6	44	7.3
4	NORTJE R	RSA	6	41	6.8
5	PASSIWAN D	GER	5	34	6.8
6	GHARIBLOO M	IRI	5	32	6.4
7	ANDERSON P	CAN	6	38	6.3
7	MEISHAR D	ISR	6	38	6.3
9	DING H	CHN	6	36	6.0
9	DROR L	ISR	6	36	6.0

**2 POINTS FIELD GOALS % (6 attempts/game minimum)**

Rk	Name	Team	GP	M/A	%
1	EVESON J	AUS	6	44/64	68.7
2	CHAMBERS J	USA	5	25/39	64.1
3	SILVA E	BRA	6	21/33	63.6
4	GHARIBLOO M	IRI	5	32/54	59.2
5	MUNN S	GBR	4	30/52	57.7
6	ANDERSON P	CAN	6	38/66	57.6
7	BYWATER T	GBR	4	19/33	57.6
8	AHMADI A	IRI	5	17/30	56.7
9	NESS B	AUS	6	44/79	55.7
10	GHOLAM AZAD V	IRI	5	19/35	54.3

**3 POINTS FIELD GOALS % (2 attempts/game minimum)**

Rk	Name	Team	GP	M/A	%
1	SCHULTE P	USA	5	9/14	64.3
2	TAYLOR N	RSA	6	16/35	45.7
3	HESAMY ZADEH Z	IRI	4	10/25	40.0
4	ALEXANDRE S	BRA	5	4/11	36.4
5	AHMADI A	IRI	5	13/40	32.5
6	DUREPOS D	CAN	6	6/19	31.6
7	KOZAI H	JPN	6	8/26	30.8
8	POLLOCK J	GBR	5	6/22	27.3
9	MAZZI J	USA	4	3/11	27.3
10	ANDERSON P	CAN	6	3/13	23.1

**3 POINTS FIELD GOALS MADE**

Rk	Name	Team	GP	Total	Avg
1	TAYLOR N	RSA	6	16	2.7
2	AHMADI A	IRI	5	13	2.6
3	HESAMY ZADEH Z	IRI	4	10	2.5
4	SCHULTE P	USA	5	9	1.8
5	KOZAI H	JPN	6	8	1.3
6	POLLOCK J	GBR	5	6	1.2
7	DUREPOS D	CAN	6	6	1.0
8	ALEXANDRE S	BRA	5	4	0.8
9	MAZZI J	USA	4	3	0.8
10	NUNES I	BRA	6	4	0.7

1 more players tied

**FREE THROWS % (3 attempts/game minimum)**

Rk	Name	Team	GP	M/A	%
1	MUNN S	GBR	4	19/24	79.2
2	EVESON J	AUS	6	24/33	72.7
3	NESS B	AUS	6	28/39	71.8
4	SILVA E	BRA	6	20/28	71.4
5	ROZENBERG R	ISR	6	21/30	70.0
6	GHARIBLOO M	IRI	5	14/20	70.0
7	BYWATER T	GBR	4	7/10	70.0
8	MEISHAR D	ISR	6	23/33	69.7
9	AHMADI A	IRI	5	16/25	64.0
10	SACHS T	AUS	6	15/24	62.5

**FREE THROWS MADE**

Rk	Name	Team	GP	Total	Avg
1	MUNN S	GBR	4	19	4.8
2	NESS B	AUS	6	28	4.7
3	NORTJE R	RSA	6	27	4.5
4	EVESON J	AUS	6	24	4.0
5	ANDERSON P	CAN	6	23	3.8
5	MEISHAR D	ISR	6	23	3.8
7	HAIDARI H	SWE	6	21	3.5
7	ROZENBERG R	ISR	6	21	3.5
9	SILVA E	BRA	6	20	3.3
10	AHMADI A	IRI	5	16	3.2

**Note:**

All Players eligible for these statistics must have played at least 50% of all games

**Legend:**

%	Shooting Percentage	<b>Avg</b>	Average per Game	<b>Def</b>	Defensive Rebounds	<b>GP</b>	Games Played
M/A	Made/Attempt	<b>Off</b>	Offensive Rebounds	<b>Rk</b>	Rank		

**INDIVIDUAL STATISTICS** As of 13 SEP 2008

个人技术统计

**POINTS (by average)**

Rk	Name	Team	GP	Total	Avg
1	MUNN S	GBR	5	110	22.0
2	NESS B	AUS	6	116	19.3
3	EVESON J	AUS	6	115	19.2
4	NORTJE R	RSA	6	109	18.2
5	ANDERSON P	CAN	6	108	18.0
6	AHMADI A	IRI	5	89	17.8
7	MEISHAR D	ISR	6	99	16.5
8	H Aidari H	SWE	6	97	16.2
9	Gharibloo M	IRI	5	78	15.6
10	ROZENBERG R	ISR	6	90	15.0

1 more players tied

**REBOUNDS**

Rk	Name	Team	GP	Off	Def	Total	Avg
1	MUNN S	GBR	5	14	62	76	15.2
2	MEISHAR D	ISR	6	25	50	75	12.5
3	ANDERSON P	CAN	6	17	49	66	11.0
4	KOHLER-LENZ D	GER	6	18	46	64	10.7
5	DING H	CHN	6	7	51	58	9.7
5	EVESON J	AUS	6	8	50	58	9.7
5	FUJIMOTO R	JPN	6	12	46	58	9.7
5	NESS B	AUS	6	17	41	58	9.7
9	MIRANDO L	BRA	6	14	37	51	8.5
10	Gharibloo M	IRI	5	8	33	41	8.2

**FOULS ON**

Rk	Name	Team	GP	Total	Avg
1	NORTJE R	RSA	6	44	7.3
2	MUNN S	GBR	5	36	7.2
3	Haidari H	SWE	6	42	7.0
4	ANDERSON P	CAN	6	38	6.3
5	JOHNSON J	CAN	6	34	5.7
6	EVESON J	AUS	6	32	5.3
6	NESS B	AUS	6	32	5.3
8	POLLOCK J	GBR	6	31	5.2
9	MEISHAR D	ISR	6	30	5.0
10	Gharibloo M	IRI	5	25	5.0

**STEALS**

Rk	Name	Team	GP	Total	Avg
1	CURLE DN	RSA	6	14	2.3
2	JOHNSON J	CAN	6	13	2.2
3	Gharibloo M	IRI	5	11	2.2
4	SCOTT M	USA	5	10	2.0
4	SERIO S	USA	5	10	2.0
6	CHRISTINK L	GER	6	11	1.8
6	EVESON J	AUS	6	11	1.8
8	Haidari H	SWE	6	10	1.7
8	NESS B	AUS	6	10	1.7
8	PAPENFUS M	RSA	6	10	1.7

1 more players tied

**POINTS (by total)**

Rk	Name	Team	GP	Avg	Total
1	NESS B	AUS	6	19.3	116
2	EVESON J	AUS	6	19.2	115
3	MUNN S	GBR	5	22.0	110
4	NORTJE R	RSA	6	18.2	109
5	ANDERSON P	CAN	6	18.0	108
6	MEISHAR D	ISR	6	16.5	99
7	Haidari H	SWE	6	16.2	97
8	ROZENBERG R	ISR	6	15.0	90
8	TAYLOR N	RSA	6	15.0	90
10	AHMADI A	IRI	5	17.8	89

**ASSISTS**

Rk	Name	Team	GP	Total	Avg
1	Haidari H	SWE	6	39	6.5
1	POLLOCK J	GBR	6	39	6.5
3	AHMADI A	IRI	5	24	4.8
4	ANDERSON P	CAN	6	28	4.7
5	EVESON J	AUS	6	27	4.5
6	CHRISTINK L	GER	6	25	4.2
7	LIMA E	BRA	6	23	3.8
8	PAYE M	USA	5	19	3.8
9	NORRIS S	AUS	6	22	3.7
9	ROZENBERG R	ISR	6	22	3.7

**BLOCKED SHOTS**

Rk	Name	Team	GP	Total	Avg
1	MEISHAR D	ISR	6	4	0.7
2	ANDERSON P	CAN	6	3	0.5
2	CURLE DN	RSA	6	3	0.5
4	BYQVIST P	SWE	4	2	0.5
5	CHAMBERS J	USA	5	2	0.4
6	JOHNSON J	CAN	6	2	0.3
6	MIRANDO L	BRA	6	2	0.3
6	NORTJE R	RSA	6	2	0.3
6	SILVA E	BRA	6	2	0.3
6	YANG L	CHN	6	2	0.3

**TURNOVERS**

Rk	Name	Team	GP	Total	Avg
1	CURLE DN	RSA	6	29	4.8
2	YANG L	CHN	6	26	4.3
3	TAYLOR N	RSA	6	24	4.0
4	EVESON J	AUS	6	21	3.5
5	FUJIMOTO R	JPN	6	20	3.3
5	NORTJE R	RSA	6	20	3.3
7	Haidari H	SWE	6	19	3.2
7	PAPENFUS M	RSA	6	19	3.2
9	AHMADI A	IRI	5	16	3.2
10	QU H	CHN	6	18	3.0



**INDIVIDUAL STATISTICS** As of 13 SEP 2008

个人技术统计

**TOTAL FIELD GOALS % (8 attempts/game minimum)**

Rk	Name	Team	GP	M/A	%
1	EVESON J	AUS	6	45/69	65.2
2	CHAMBERS J	USA	5	25/39	64.1
3	GHARIBLOO M	IRI	5	32/55	58.2
4	NESS B	AUS	6	44/81	54.3
5	SCHULTE P	USA	5	29/54	53.7
6	MUNN S	GBR	5	42/79	53.2
7	GUSTAVSSON J	SWE	6	28/53	52.8
8	TAYLOR N	RSA	6	35/67	52.2
9	DROR L	ISR	6	37/71	52.1
10	ANDERSON P	CAN	6	41/79	51.9

**TOTAL FIELD GOALS MADE**

Rk	Name	Team	GP	Total	Avg
1	MUNN S	GBR	5	42	8.4
2	EVESON J	AUS	6	45	7.5
3	NESS B	AUS	6	44	7.3
4	ANDERSON P	CAN	6	41	6.8
4	NORTJE R	RSA	6	41	6.8
6	GHARIBLOO M	IRI	5	32	6.4
7	MEISHAR D	ISR	6	38	6.3
8	DING H	CHN	6	37	6.2
8	DROR L	ISR	6	37	6.2
8	HADARI H	SWE	6	37	6.2

1 more players tied

**2 POINTS FIELD GOALS MADE**

Rk	Name	Team	GP	Total	Avg
1	MUNN S	GBR	5	42	8.4
2	EVESON J	AUS	6	44	7.3
2	NESS B	AUS	6	44	7.3
4	NORTJE R	RSA	6	41	6.8
5	GHARIBLOO M	IRI	5	32	6.4
6	ANDERSON P	CAN	6	38	6.3
6	MEISHAR D	ISR	6	38	6.3
8	DING H	CHN	6	36	6.0
8	DROR L	ISR	6	36	6.0
8	PASSIWAN D	GER	6	36	6.0

**2 POINTS FIELD GOALS % (6 attempts/game minimum)**

Rk	Name	Team	GP	M/A	%
1	EVESON J	AUS	6	44/64	68.7
2	CHAMBERS J	USA	5	25/39	64.1
3	SILVA E	BRA	6	21/33	63.6
4	GHARIBLOO M	IRI	5	32/54	59.2
5	ANDERSON P	CAN	6	38/66	57.6
6	AHMADI A	IRI	5	17/30	56.7
7	NESS B	AUS	6	44/79	55.7
8	MUNN S	GBR	5	42/77	54.5
9	GHOLAM AZAD V	IRI	5	19/35	54.3
10	WOLK S	GER	6	22/41	53.7

**3 POINTS FIELD GOALS % (2 attempts/game minimum)**

Rk	Name	Team	GP	M/A	%
1	SCHULTE P	USA	5	9/14	64.3
2	TAYLOR N	RSA	6	16/35	45.7
3	HESAMY ZADEH Z	IRI	4	10/25	40.0
4	ALEXANDRE S	BRA	5	4/11	36.4
5	AHMADI A	IRI	5	13/40	32.5
6	DUREPOS D	CAN	6	6/19	31.6
7	KOZAI H	JPN	6	8/26	30.8
8	POLLOCK J	GBR	6	8/29	27.6
9	MAZZI J	USA	4	3/11	27.3
10	ANDERSON P	CAN	6	3/13	23.1

**3 POINTS FIELD GOALS MADE**

Rk	Name	Team	GP	Total	Avg
1	TAYLOR N	RSA	6	16	2.7
2	AHMADI A	IRI	5	13	2.6
3	HESAMY ZADEH Z	IRI	4	10	2.5
4	SCHULTE P	USA	5	9	1.8
5	KOZAI H	JPN	6	8	1.3
5	POLLOCK J	GBR	6	8	1.3
7	DUREPOS D	CAN	6	6	1.0
8	ALEXANDRE S	BRA	5	4	0.8
9	MAZZI J	USA	4	3	0.8
10	NUNES I	BRA	6	4	0.7

1 more players tied

**FREE THROWS % (3 attempts/game minimum)**

Rk	Name	Team	GP	M/A	%
1	MUNN S	GBR	5	26/33	78.8
2	BYWATER T	GBR	5	12/16	75.0
3	EVESON J	AUS	6	24/33	72.7
4	NESS B	AUS	6	28/39	71.8
5	SILVA E	BRA	6	20/28	71.4
6	ROZENBERG R	ISR	6	21/30	70.0
7	GHARIBLOO M	IRI	5	14/20	70.0
8	MEISHAR D	ISR	6	23/33	69.7
9	AHMADI A	IRI	5	16/25	64.0
10	SACHS T	AUS	6	15/24	62.5

**FREE THROWS MADE**

Rk	Name	Team	GP	Total	Avg
1	MUNN S	GBR	5	26	5.2
2	NESS B	AUS	6	28	4.7
3	NORTJE R	RSA	6	27	4.5
4	EVESON J	AUS	6	24	4.0
5	ANDERSON P	CAN	6	23	3.8
5	MEISHAR D	ISR	6	23	3.8
7	HADARI H	SWE	6	21	3.5
7	ROZENBERG R	ISR	6	21	3.5
9	SILVA E	BRA	6	20	3.3
10	AHMADI A	IRI	5	16	3.2

**Note:**

All Players eligible for these statistics must have played at least 50% of all games

**Legend:**

% Shooting Percentage      Avg Average per Game      Def Defensive Rebounds      GP Games Played  
M/A Made/Attempt      Off Offensive Rebounds      Rk Rank





## INDIVIDUAL STATISTICS As of 14 SEP 2008

个人技术统计

### POINTS (by average)

Rk	Name	Team	GP	Total	Avg
1	MUNN S	GBR	5	110	22.0
2	NESS B	AUS	6	116	19.3
3	EVESON J	AUS	6	115	19.2
4	NORTJE R	RSA	6	109	18.2
5	ANDERSON P	CAN	6	108	18.0
6	AHMADI A	IRI	5	89	17.8
7	H Aidari H	SWE	7	116	16.6
8	MEISHAR D	ISR	6	99	16.5
9	Gharibloo M	IRI	5	78	15.6
10	ROZENBERG R	ISR	6	90	15.0

1 more players tied

### REBOUNDS

Rk	Name	Team	GP	Off	Def	Total	Avg
1	MUNN S	GBR	5	14	62	76	15.2
2	MEISHAR D	ISR	6	25	50	75	12.5
3	ANDERSON P	CAN	6	17	49	66	11.0
4	KOHLER-LENZ D	GER	6	18	46	64	10.7
5	EVESON J	AUS	6	8	50	58	9.7
5	FUJIMOTO R	JPN	6	12	46	58	9.7
5	NESS B	AUS	6	17	41	58	9.7
8	DING H	CHN	7	9	58	67	9.6
9	MIRANDO L	BRA	6	14	37	51	8.5
10	Gharibloo M	IRI	5	8	33	41	8.2

### FOULS ON

Rk	Name	Team	GP	Total	Avg
1	Haidari H	SWE	7	55	7.9
2	NORTJE R	RSA	6	44	7.3
3	MUNN S	GBR	5	36	7.2
4	ANDERSON P	CAN	6	38	6.3
5	JOHNSON J	CAN	6	34	5.7
6	EVESON J	AUS	6	32	5.3
6	NESS B	AUS	6	32	5.3
8	POLLOCK J	GBR	6	31	5.2
9	MEISHAR D	ISR	6	30	5.0
10	Gharibloo M	IRI	5	25	5.0

### STEALS

Rk	Name	Team	GP	Total	Avg
1	CURLE DN	RSA	6	14	2.3
2	JOHNSON J	CAN	6	13	2.2
3	Gharibloo M	IRI	5	11	2.2
4	SCOTT M	USA	5	10	2.0
4	SERIO S	USA	5	10	2.0
6	CHRISTINK L	GER	6	11	1.8
6	EVESON J	AUS	6	11	1.8
8	NESS B	AUS	6	10	1.7
8	PAPENFUS M	RSA	6	10	1.7
8	TAYLOR N	RSA	6	10	1.7

### POINTS (by total)

Rk	Name	Team	GP	Avg	Total
1	Haidari H	SWE	7	16.6	116
1	NESS B	AUS	6	19.3	116
3	EVESON J	AUS	6	19.2	115
4	MUNN S	GBR	5	22.0	110
5	NORTJE R	RSA	6	18.2	109
6	ANDERSON P	CAN	6	18.0	108
7	MEISHAR D	ISR	6	16.5	99
8	DING H	CHN	7	13.9	97
9	KOHLSTROM P	SWE	7	12.9	90
9	ROZENBERG R	ISR	6	15.0	90

1 more players tied

### ASSISTS

Rk	Name	Team	GP	Total	Avg
1	Haidari H	SWE	7	49	7.0
2	POLLOCK J	GBR	6	39	6.5
3	AHMADI A	IRI	5	24	4.8
4	ANDERSON P	CAN	6	28	4.7
5	EVESON J	AUS	6	27	4.5
6	CHRISTINK L	GER	6	25	4.2
7	LIMA E	BRA	6	23	3.8
8	PAYE M	USA	5	19	3.8
9	NORRIS S	AUS	6	22	3.7
9	ROZENBERG R	ISR	6	22	3.7

### BLOCKED SHOTS

Rk	Name	Team	GP	Total	Avg
1	MEISHAR D	ISR	6	4	0.7
2	ANDERSON P	CAN	6	3	0.5
2	CURLE DN	RSA	6	3	0.5
4	BYQVIST P	SWE	4	2	0.5
5	CHAMBERS J	USA	5	2	0.4
6	JOHNSON J	CAN	6	2	0.3
6	MIRANDO L	BRA	6	2	0.3
6	NORTJE R	RSA	6	2	0.3
6	SILVA E	BRA	6	2	0.3
6	YANG L	CHN	7	2	0.3

### TURNOVERS

Rk	Name	Team	GP	Total	Avg
1	CURLE DN	RSA	6	29	4.8
2	Haidari H	SWE	7	28	4.0
3	TAYLOR N	RSA	6	24	4.0
4	YANG L	CHN	7	26	3.7
5	EVESON J	AUS	6	21	3.5
6	FUJIMOTO R	JPN	6	20	3.3
6	NORTJE R	RSA	6	20	3.3
8	PAPENFUS M	RSA	6	19	3.2
9	AHMADI A	IRI	5	16	3.2
10	DING H	CHN	7	22	3.1

**INDIVIDUAL STATISTICS** As of 14 SEP 2008

个人技术统计

**TOTAL FIELD GOALS % (8 attempts/game minimum)**

Rk	Name	Team	GP	M/A	%
1	EVESON J	AUS	6	45/69	65.2
2	CHAMBERS J	USA	5	25/39	64.1
3	GHARIBLOO M	IRI	5	32/55	58.2
4	NESS B	AUS	6	44/81	54.3
5	SCHULTE P	USA	5	29/54	53.7
6	MUNN S	GBR	5	42/79	53.2
7	TAYLOR N	RSA	6	35/67	52.2
8	DROR L	ISR	6	37/71	52.1
9	ANDERSON P	CAN	6	41/79	51.9
10	GUSTAVSSON J	SWE	7	34/67	50.7

**TOTAL FIELD GOALS MADE**

Rk	Name	Team	GP	Total	Avg
1	MUNN S	GBR	5	42	8.4
2	EVESON J	AUS	6	45	7.5
3	NESS B	AUS	6	44	7.3
4	ANDERSON P	CAN	6	41	6.8
4	NORTJE R	RSA	6	41	6.8
6	GHARIBLOO M	IRI	5	32	6.4
7	MEISHAR D	ISR	6	38	6.3
8	DROR L	ISR	6	37	6.2
8	PASSIWAN D	GER	6	37	6.2
10	H Aidari H	SWE	7	43	6.1

**2 POINTS FIELD GOALS % (6 attempts/game minimum)**

Rk	Name	Team	GP	M/A	%
1	EVESON J	AUS	6	44/64	68.7
2	CHAMBERS J	USA	5	25/39	64.1
3	SILVA E	BRA	6	21/33	63.6
4	GHARIBLOO M	IRI	5	32/54	59.2
5	ANDERSON P	CAN	6	38/66	57.6
6	AHMADI A	IRI	5	17/30	56.7
7	NESS B	AUS	6	44/79	55.7
8	MUNN S	GBR	5	42/77	54.5
9	GHOLAM AZAD V	IRI	5	19/35	54.3
10	WOLK S	GER	6	22/41	53.7

**2 POINTS FIELD GOALS MADE**

Rk	Name	Team	GP	Total	Avg
1	MUNN S	GBR	5	42	8.4
2	EVESON J	AUS	6	44	7.3
2	NESS B	AUS	6	44	7.3
4	NORTJE R	RSA	6	41	6.8
5	GHARIBLOO M	IRI	5	32	6.4
6	ANDERSON P	CAN	6	38	6.3
6	MEISHAR D	ISR	6	38	6.3
8	DROR L	ISR	6	36	6.0
8	PASSIWAN D	GER	6	36	6.0
10	DING H	CHN	7	41	5.9

**3 POINTS FIELD GOALS % (2 attempts/game minimum)**

Rk	Name	Team	GP	M/A	%
1	SCHULTE P	USA	5	9/14	64.3
2	TAYLOR N	RSA	6	16/35	45.7
3	HESAMY ZADEH Z	IRI	4	10/25	40.0
4	ALEXANDRE S	BRA	5	4/11	36.4
5	AHMADI A	IRI	5	13/40	32.5
6	DUREPOS D	CAN	6	6/19	31.6
7	KOZAI H	JPN	6	8/26	30.8
8	POLLOCK J	GBR	6	8/29	27.6
9	MAZZI J	USA	4	3/11	27.3
10	ANDERSON P	CAN	6	3/13	23.1

**3 POINTS FIELD GOALS MADE**

Rk	Name	Team	GP	Total	Avg
1	TAYLOR N	RSA	6	16	2.7
2	AHMADI A	IRI	5	13	2.6
3	HESAMY ZADEH Z	IRI	4	10	2.5
4	SCHULTE P	USA	5	9	1.8
5	KOZAI H	JPN	6	8	1.3
5	POLLOCK J	GBR	6	8	1.3
7	DUREPOS D	CAN	6	6	1.0
8	ALEXANDRE S	BRA	5	4	0.8
9	MAZZI J	USA	4	3	0.8
10	NUNES I	BRA	6	4	0.7

1 more players tied

**FREE THROWS % (3 attempts/game minimum)**

Rk	Name	Team	GP	M/A	%
1	MUNN S	GBR	5	26/33	78.8
2	BYWATER T	GBR	5	12/16	75.0
3	EVESON J	AUS	6	24/33	72.7
4	NESS B	AUS	6	28/39	71.8
5	SILVA E	BRA	6	20/28	71.4
6	ROZENBERG R	ISR	6	21/30	70.0
7	GHARIBLOO M	IRI	5	14/20	70.0
8	MEISHAR D	ISR	6	23/33	69.7
9	AHMADI A	IRI	5	16/25	64.0
10	SACHS T	AUS	6	15/24	62.5

**FREE THROWS MADE**

Rk	Name	Team	GP	Total	Avg
1	MUNN S	GBR	5	26	5.2
2	NESS B	AUS	6	28	4.7
3	NORTJE R	RSA	6	27	4.5
4	EVESON J	AUS	6	24	4.0
5	Haidari H	SWE	7	27	3.9
6	ANDERSON P	CAN	6	23	3.8
6	MEISHAR D	ISR	6	23	3.8
8	ROZENBERG R	ISR	6	21	3.5
9	SILVA E	BRA	6	20	3.3
10	AHMADI A	IRI	5	16	3.2

**Note:**

All Players eligible for these statistics must have played at least 50% of all games

**Legend:**

%	Shooting Percentage	<b>Avg</b>	Average per Game	<b>Def</b>	Defensive Rebounds	<b>GP</b>	Games Played
M/A	Made/Attempt	<b>Off</b>	Offensive Rebounds	<b>Rk</b>	Rank		


**INDIVIDUAL STATISTICS** As of 14 SEP 2008

个人技术统计

**POINTS (by average)**

Rk	Name	Team	GP	Total	Avg
1	MUNN S	GBR	6	118	19.7
2	EVESON J	AUS	7	137	19.6
3	NORTJE R	RSA	6	109	18.2
4	NESS B	AUS	7	126	18.0
5	ANDERSON P	CAN	6	108	18.0
6	AHMADI A	IRI	5	89	17.8
7	HADARI H	SWE	7	116	16.6
8	MEISHAR D	ISR	6	99	16.5
9	GHARIBLOO M	IRI	5	78	15.6
10	ROZENBERG R	ISR	6	90	15.0

1 more players tied

**REBOUNDS**

Rk	Name	Team	GP	Off	Def	Total	Avg
1	MUNN S	GBR	6	14	73	87	14.5
2	MEISHAR D	ISR	6	25	50	75	12.5
3	ANDERSON P	CAN	6	17	49	66	11.0
4	KOHLER-LENZ D	GER	6	18	46	64	10.7
5	NESS B	AUS	7	18	51	69	9.9
6	FUJIMOTO R	JPN	6	12	46	58	9.7
7	DING H	CHN	7	9	58	67	9.6
8	EVESON J	AUS	7	8	54	62	8.9
9	MIRANDO L	BRA	6	14	37	51	8.5
10	GHARIBLOO M	IRI	5	8	33	41	8.2

**FOULS ON**

Rk	Name	Team	GP	Total	Avg
1	HADARI H	SWE	7	55	7.9
2	NORTJE R	RSA	6	44	7.3
3	MUNN S	GBR	6	41	6.8
4	ANDERSON P	CAN	6	38	6.3
5	EVESON J	AUS	7	41	5.9
6	JOHNSON J	CAN	6	34	5.7
7	NESS B	AUS	7	38	5.4
8	MEISHAR D	ISR	6	30	5.0
9	GHARIBLOO M	IRI	5	25	5.0
10	POLLOCK J	GBR	7	33	4.7

**STEALS**

Rk	Name	Team	GP	Total	Avg
1	CURLE DN	RSA	6	14	2.3
2	JOHNSON J	CAN	6	13	2.2
3	GHARIBLOO M	IRI	5	11	2.2
4	SCOTT M	USA	5	10	2.0
4	SERIO S	USA	5	10	2.0
6	EVESON J	AUS	7	13	1.9
7	CHRISTINK L	GER	6	11	1.8
8	NESS B	AUS	7	12	1.7
9	PAPENFUS M	RSA	6	10	1.7
9	TAYLOR N	RSA	6	10	1.7

**POINTS (by total)**

Rk	Name	Team	GP	Avg	Total
1	EVESON J	AUS	7	19.6	137
2	NESS B	AUS	7	18.0	126
3	MUNN S	GBR	6	19.7	118
4	HADARI H	SWE	7	16.6	116
5	NORTJE R	RSA	6	18.2	109
6	ANDERSON P	CAN	6	18.0	108
7	MEISHAR D	ISR	6	16.5	99
8	DING H	CHN	7	13.9	97
8	POLLOCK J	GBR	7	13.9	97
10	KOHLSTROM P	SWE	7	12.9	90

2 more players tied

**ASSISTS**

Rk	Name	Team	GP	Total	Avg
1	HADARI H	SWE	7	49	7.0
2	POLLOCK J	GBR	7	42	6.0
3	AHMADI A	IRI	5	24	4.8
4	ANDERSON P	CAN	6	28	4.7
5	CHRISTINK L	GER	6	25	4.2
6	EVESON J	AUS	7	29	4.1
7	LIMA E	BRA	6	23	3.8
8	PAYE M	USA	5	19	3.8
9	ROZENBERG R	ISR	6	22	3.7
10	LEHMANN L	GER	6	21	3.5

**BLOCKED SHOTS**

Rk	Name	Team	GP	Total	Avg
1	MEISHAR D	ISR	6	4	0.7
2	ANDERSON P	CAN	6	3	0.5
2	CURLE DN	RSA	6	3	0.5
4	BYQVIST P	SWE	4	2	0.5
5	CHAMBERS J	USA	5	2	0.4
6	JOHNSON J	CAN	6	2	0.3
6	MIRANDO L	BRA	6	2	0.3
6	NORTJE R	RSA	6	2	0.3
6	SILVA E	BRA	6	2	0.3
6	YANG L	CHN	7	2	0.3

**TURNOVERS**

Rk	Name	Team	GP	Total	Avg
1	CURLE DN	RSA	6	29	4.8
2	HADARI H	SWE	7	28	4.0
3	TAYLOR N	RSA	6	24	4.0
4	YANG L	CHN	7	26	3.7
5	EVESON J	AUS	7	24	3.4
6	FUJIMOTO R	JPN	6	20	3.3
6	NORTJE R	RSA	6	20	3.3
8	PAPENFUS M	RSA	6	19	3.2
9	AHMADI A	IRI	5	16	3.2
10	DING H	CHN	7	22	3.1

**INDIVIDUAL STATISTICS** As of 14 SEP 2008

个人技术统计

**TOTAL FIELD GOALS % (8 attempts/game minimum)**

Rk	Name	Team	GP	M/A	%
1	EVESON J	AUS	7	52/80	65.0
2	CHAMBERS J	USA	5	25/39	64.1
3	GHARIBLOO M	IRI	5	32/55	58.2
4	SCHULTE P	USA	5	29/54	53.7
5	NESS B	AUS	7	49/93	52.7
6	TAYLOR N	RSA	6	35/67	52.2
7	DROR L	ISR	6	37/71	52.1
8	ANDERSON P	CAN	6	41/79	51.9
9	GUSTAVSSON J	SWE	7	34/67	50.7
10	MUNN S	GBR	6	45/89	50.6

**TOTAL FIELD GOALS MADE**

Rk	Name	Team	GP	Total	Avg
1	MUNN S	GBR	6	45	7.5
2	EVESON J	AUS	7	52	7.4
3	NESS B	AUS	7	49	7.0
4	ANDERSON P	CAN	6	41	6.8
4	NORTJE R	RSA	6	41	6.8
6	GHARIBLOO M	IRI	5	32	6.4
7	MEISHAR D	ISR	6	38	6.3
8	DROR L	ISR	6	37	6.2
8	PASSIWAN D	GER	6	37	6.2
10	H Aidari H	SWE	7	43	6.1

**2 POINTS FIELD GOALS % (6 attempts/game minimum)**

Rk	Name	Team	GP	M/A	%
1	EVESON J	AUS	7	51/74	68.9
2	CHAMBERS J	USA	5	25/39	64.1
3	SILVA E	BRA	6	21/33	63.6
4	GHARIBLOO M	IRI	5	32/54	59.2
5	ANDERSON P	CAN	6	38/66	57.6
6	AHMADI A	IRI	5	17/30	56.7
7	GHOLAM AZAD V	IRI	5	19/35	54.3
8	NESS B	AUS	7	49/91	53.8
9	WOLK S	GER	6	22/41	53.7
10	ROZENBERG R	ISR	6	30/56	53.6

**2 POINTS FIELD GOALS MADE**

Rk	Name	Team	GP	Total	Avg
1	MUNN S	GBR	6	45	7.5
2	EVESON J	AUS	7	51	7.3
3	NESS B	AUS	7	49	7.0
4	NORTJE R	RSA	6	41	6.8
5	GHARIBLOO M	IRI	5	32	6.4
6	ANDERSON P	CAN	6	38	6.3
6	MEISHAR D	ISR	6	38	6.3
8	DROR L	ISR	6	36	6.0
8	PASSIWAN D	GER	6	36	6.0
10	DING H	CHN	7	41	5.9

**3 POINTS FIELD GOALS % (2 attempts/game minimum)**

Rk	Name	Team	GP	M/A	%
1	SCHULTE P	USA	5	9/14	64.3
2	TAYLOR N	RSA	6	16/35	45.7
3	HESAMY ZADEH Z	IRI	4	10/25	40.0
4	ALEXANDRE S	BRA	5	4/11	36.4
5	AHMADI A	IRI	5	13/40	32.5
6	POLLOCK J	GBR	7	12/38	31.6
7	DUREPOS D	CAN	6	6/19	31.6
8	KOZAI H	JPN	6	8/26	30.8
9	MAZZI J	USA	4	3/11	27.3
10	ANDERSON P	CAN	6	3/13	23.1

**3 POINTS FIELD GOALS MADE**

Rk	Name	Team	GP	Total	Avg
1	TAYLOR N	RSA	6	16	2.7
2	AHMADI A	IRI	5	13	2.6
3	HESAMY ZADEH Z	IRI	4	10	2.5
4	SCHULTE P	USA	5	9	1.8
5	POLLOCK J	GBR	7	12	1.7
6	KOZAI H	JPN	6	8	1.3
7	DUREPOS D	CAN	6	6	1.0
8	ALEXANDRE S	BRA	5	4	0.8
9	MAZZI J	USA	4	3	0.8
10	NUNES I	BRA	6	4	0.7

1 more players tied

**FREE THROWS % (3 attempts/game minimum)**

Rk	Name	Team	GP	M/A	%
1	MUNN S	GBR	6	28/37	75.7
2	BYWATER T	GBR	6	12/16	75.0
3	EVESON J	AUS	7	32/43	74.4
4	SILVA E	BRA	6	20/28	71.4
5	ROZENBERG R	ISR	6	21/30	70.0
6	GHARIBLOO M	IRI	5	14/20	70.0
7	MEISHAR D	ISR	6	23/33	69.7
8	NESS B	AUS	7	28/42	66.7
9	AHMADI A	IRI	5	16/25	64.0
10	ENG D	CAN	6	10/16	62.5

1 more players tied

**FREE THROWS MADE**

Rk	Name	Team	GP	Total	Avg
1	MUNN S	GBR	6	28	4.7
2	EVESON J	AUS	7	32	4.6
3	NORTJE R	RSA	6	27	4.5
4	NESS B	AUS	7	28	4.0
5	Haidari H	SWE	7	27	3.9
6	ANDERSON P	CAN	6	23	3.8
6	MEISHAR D	ISR	6	23	3.8
8	ROZENBERG R	ISR	6	21	3.5
9	SILVA E	BRA	6	20	3.3
10	AHMADI A	IRI	5	16	3.2

**Note:**

All Players eligible for these statistics must have played at least 50% of all games

**Legend:**

%	Shooting Percentage	Avg	Average per Game	Def	Defensive Rebounds	GP	Games Played
M/A	Made/Attempt	Off	Offensive Rebounds	Rk	Rank		

## INDIVIDUAL STATISTICS As of 14 SEP 2008

个人技术统计

### POINTS (by average)

Rk	Name	Team	GP	Total	Avg
1	ANDERSON P	CAN	7	141	20.1
2	MUNN S	GBR	6	118	19.7
3	EVESON J	AUS	7	137	19.6
4	NORTJE R	RSA	6	109	18.2
5	NESS B	AUS	7	126	18.0
6	AHMADI A	IRI	5	89	17.8
7	HADARI H	SWE	7	116	16.6
8	MEISHAR D	ISR	6	99	16.5
9	GHARIBLOO M	IRI	5	78	15.6
10	ROZENBERG R	ISR	6	90	15.0

1 more players tied

### REBOUNDS

Rk	Name	Team	GP	Off	Def	Total	Avg
1	MUNN S	GBR	6	14	73	87	14.5
2	MEISHAR D	ISR	6	25	50	75	12.5
3	ANDERSON P	CAN	7	19	68	87	12.4
4	KOHLER-LENZ D	GER	6	18	46	64	10.7
5	NESS B	AUS	7	18	51	69	9.9
6	FUJIMOTO R	JPN	6	12	46	58	9.7
7	DING H	CHN	7	9	58	67	9.6
8	EVESON J	AUS	7	8	54	62	8.9
9	JOHNSON J	CAN	7	17	44	61	8.7
10	MIRANDO L	BRA	6	14	37	51	8.5

### FOULS ON

Rk	Name	Team	GP	Total	Avg
1	HADARI H	SWE	7	55	7.9
2	ANDERSON P	CAN	7	51	7.3
3	NORTJE R	RSA	6	44	7.3
4	MUNN S	GBR	6	41	6.8
5	JOHNSON J	CAN	7	46	6.6
6	EVESON J	AUS	7	41	5.9
7	NESS B	AUS	7	38	5.4
8	MEISHAR D	ISR	6	30	5.0
9	GHARIBLOO M	IRI	5	25	5.0
10	POLLOCK J	GBR	7	33	4.7

### STEALS

Rk	Name	Team	GP	Total	Avg
1	CURLE DN	RSA	6	14	2.3
2	SCOTT M	USA	6	13	2.2
3	GHARIBLOO M	IRI	5	11	2.2
4	JOHNSON J	CAN	7	15	2.1
5	SERIO S	USA	6	12	2.0
6	EVESON J	AUS	7	13	1.9
7	CHRISTINK L	GER	6	11	1.8
8	NESS B	AUS	7	12	1.7
9	PAPENFUS M	RSA	6	10	1.7
9	TAYLOR N	RSA	6	10	1.7

### POINTS (by total)

Rk	Name	Team	GP	Avg	Total
1	ANDERSON P	CAN	7	20.1	141
2	EVESON J	AUS	7	19.6	137
3	NESS B	AUS	7	18.0	126
4	MUNN S	GBR	6	19.7	118
5	HADARI H	SWE	7	16.6	116
6	NORTJE R	RSA	6	18.2	109
7	MEISHAR D	ISR	6	16.5	99
8	DING H	CHN	7	13.9	97
8	POLLOCK J	GBR	7	13.9	97
10	KOHLSTROM P	SWE	7	12.9	90

2 more players tied

### ASSISTS

Rk	Name	Team	GP	Total	Avg
1	HADARI H	SWE	7	49	7.0
2	POLLOCK J	GBR	7	42	6.0
3	ANDERSON P	CAN	7	34	4.9
4	AHMADI A	IRI	5	24	4.8
5	CHRISTINK L	GER	6	25	4.2
6	EVESON J	AUS	7	29	4.1
7	LIMA E	BRA	6	23	3.8
8	PAYE M	USA	6	22	3.7
8	ROZENBERG R	ISR	6	22	3.7
8	SCHULTE P	USA	6	22	3.7

### BLOCKED SHOTS

Rk	Name	Team	GP	Total	Avg
1	MEISHAR D	ISR	6	4	0.7
2	CURLE DN	RSA	6	3	0.5
3	BYQVIST P	SWE	4	2	0.5
4	ANDERSON P	CAN	7	3	0.4
5	CHAMBERS J	USA	6	2	0.3
5	JOHNSON J	CAN	7	2	0.3
5	MIRANDO L	BRA	6	2	0.3
5	NORTJE R	RSA	6	2	0.3
5	SILVA E	BRA	6	2	0.3
5	YANG L	CHN	7	2	0.3

### TURNOVERS

Rk	Name	Team	GP	Total	Avg
1	CURLE DN	RSA	6	29	4.8
2	HADARI H	SWE	7	28	4.0
3	TAYLOR N	RSA	6	24	4.0
4	YANG L	CHN	7	26	3.7
5	EVESON J	AUS	7	24	3.4
6	FUJIMOTO R	JPN	6	20	3.3
6	NORTJE R	RSA	6	20	3.3
8	PAPENFUS M	RSA	6	19	3.2
9	AHMADI A	IRI	5	16	3.2
10	DING H	CHN	7	22	3.1



**INDIVIDUAL STATISTICS** As of 14 SEP 2008

个人技术统计

**TOTAL FIELD GOALS % (8 attempts/game minimum)**

Rk	Name	Team	GP	M/A	%
1	EVESON J	AUS	7	52/80	65.0
2	CHAMBERS J	USA	6	32/53	60.4
3	GHARIBLOO M	IRI	5	32/55	58.2
4	NESS B	AUS	7	49/93	52.7
5	TAYLOR N	RSA	6	35/67	52.2
6	DROR L	ISR	6	37/71	52.1
7	ANDERSON P	CAN	7	50/98	51.0
8	GUSTAVSSON J	SWE	7	34/67	50.7
8	PETER R	CAN	7	34/67	50.7
10	MUNN S	GBR	6	45/89	50.6

**TOTAL FIELD GOALS MADE**

Rk	Name	Team	GP	Total	Avg
1	MUNN S	GBR	6	45	7.5
2	EVESON J	AUS	7	52	7.4
3	ANDERSON P	CAN	7	50	7.1
4	NESS B	AUS	7	49	7.0
5	NORTJE R	RSA	6	41	6.8
6	GHARIBLOO M	IRI	5	32	6.4
7	MEISHAR D	ISR	6	38	6.3
8	DROR L	ISR	6	37	6.2
8	PASSIWAN D	GER	6	37	6.2
10	H Aidari H	SWE	7	43	6.1

**2 POINTS FIELD GOALS % (6 attempts/game minimum)**

Rk	Name	Team	GP	M/A	%
1	GLASBRENNER J	USA	6	23/33	69.7
2	EVESON J	AUS	7	51/74	68.9
3	SILVA E	BRA	6	21/33	63.6
4	CHAMBERS J	USA	6	32/53	60.4
5	GHARIBLOO M	IRI	5	32/54	59.2
6	AHMADI A	IRI	5	17/30	56.7
7	ANDERSON P	CAN	7	44/78	56.4
8	GHOLAM AZAD V	IRI	5	19/35	54.3
9	NESS B	AUS	7	49/91	53.8
10	WOLK S	GER	6	22/41	53.7

**2 POINTS FIELD GOALS MADE**

Rk	Name	Team	GP	Total	Avg
1	MUNN S	GBR	6	45	7.5
2	EVESON J	AUS	7	51	7.3
3	NESS B	AUS	7	49	7.0
4	NORTJE R	RSA	6	41	6.8
5	GHARIBLOO M	IRI	5	32	6.4
6	ANDERSON P	CAN	7	44	6.3
7	MEISHAR D	ISR	6	38	6.3
8	DROR L	ISR	6	36	6.0
8	PASSIWAN D	GER	6	36	6.0
10	DING H	CHN	7	41	5.9

**3 POINTS FIELD GOALS % (2 attempts/game minimum)**

Rk	Name	Team	GP	M/A	%
1	SCHULTE P	USA	6	12/18	66.7
2	TAYLOR N	RSA	6	16/35	45.7
3	HESAMY ZADEH Z	IRI	4	10/25	40.0
4	ALEXANDRE S	BRA	5	4/11	36.4
5	AHMADI A	IRI	5	13/40	32.5
6	POLLOCK J	GBR	7	12/38	31.6
7	KOZAI H	JPN	6	8/26	30.8
8	ANDERSON P	CAN	7	6/20	30.0
8	DUREPOS D	CAN	7	6/20	30.0
10	MAZZI J	USA	5	3/12	25.0

**3 POINTS FIELD GOALS MADE**

Rk	Name	Team	GP	Total	Avg
1	TAYLOR N	RSA	6	16	2.7
2	AHMADI A	IRI	5	13	2.6
3	HESAMY ZADEH Z	IRI	4	10	2.5
4	SCHULTE P	USA	6	12	2.0
5	POLLOCK J	GBR	7	12	1.7
6	KOZAI H	JPN	6	8	1.3
7	ANDERSON P	CAN	7	6	0.9
7	DUREPOS D	CAN	7	6	0.9
9	ALEXANDRE S	BRA	5	4	0.8
10	NUNES I	BRA	6	4	0.7

**FREE THROWS % (3 attempts/game minimum)**

Rk	Name	Team	GP	M/A	%
1	MUNN S	GBR	6	28/37	75.7
2	BYWATER T	GBR	6	12/16	75.0
3	EVESON J	AUS	7	32/43	74.4
4	SILVA E	BRA	6	20/28	71.4
5	ROZENBERG R	ISR	6	21/30	70.0
6	GHARIBLOO M	IRI	5	14/20	70.0
7	MEISHAR D	ISR	6	23/33	69.7
8	NESS B	AUS	7	28/42	66.7
9	AHMADI A	IRI	5	16/25	64.0
10	KOZAI H	JPN	6	10/16	62.5

**FREE THROWS MADE**

Rk	Name	Team	GP	Total	Avg
1	ANDERSON P	CAN	7	35	5.0
2	MUNN S	GBR	6	28	4.7
3	EVESON J	AUS	7	32	4.6
4	NORTJE R	RSA	6	27	4.5
5	NESS B	AUS	7	28	4.0
6	H Aidari H	SWE	7	27	3.9
7	MEISHAR D	ISR	6	23	3.8
8	ROZENBERG R	ISR	6	21	3.5
9	JOHNSON J	CAN	7	23	3.3
10	SILVA E	BRA	6	20	3.3

**Note:**

All Players eligible for these statistics must have played at least 50% of all games

**Legend:**

%	Shooting Percentage	<b>Avg</b>	Average per Game	<b>Def</b>	Defensive Rebounds	<b>GP</b>	Games Played
M/A	Made/Attempt	<b>Off</b>	Offensive Rebounds	<b>Rk</b>	Rank		



## INDIVIDUAL STATISTICS As of 7 SEP 2008

个人技术统计

### POINTS (by average)

Rk	Name	Team	GP	Total	Avg
1	EVESON J	AUS	1	39	39.0
2	MEISHAR D	ISR	1	27	27.0
2	NUNES I	BRA	1	27	27.0
4	HAIDARI H	SWE	1	26	26.0
5	NORTJE R	RSA	1	25	25.0
5	SILVA E	BRA	1	25	25.0
7	AHMADI A	IRI	1	24	24.0
7	TAYLOR N	RSA	1	24	24.0
9	KOZAI H	JPN	1	19	19.0
10	GHOLAM AZAD V	IRI	1	18	18.0

### POINTS (by total)

Rk	Name	Team	GP	Avg	Total
1	EVESON J	AUS	1	39.0	39
2	MEISHAR D	ISR	1	27.0	27
2	NUNES I	BRA	1	27.0	27
4	HAIDARI H	SWE	1	26.0	26
5	NORTJE R	RSA	1	25.0	25
5	SILVA E	BRA	1	25.0	25
7	AHMADI A	IRI	1	24.0	24
7	TAYLOR N	RSA	1	24.0	24
9	KOZAI H	JPN	1	19.0	19
10	GHOLAM AZAD V	IRI	1	18.0	18

### REBOUNDS

Rk	Name	Team	GP	Off	Def	Total	Avg
1	MEISHAR D	ISR	1	7	10	17	17.0
2	EVESON J	AUS	1	3	11	14	14.0
3	GUSTAVSSON J	SWE	1		13	13	13.0
3	WALLIN D	SWE	1	2	11	13	13.0
5	CHAMBERS J	USA	1	2	10	12	12.0
6	FUJIMOTO R	JPN	1	2	9	11	11.0
6	GHARIBLOO M	IRI	1	1	10	11	11.0
8	GHOLAM AZAD V	IRI	1	3	7	10	10.0
8	NORTJE R	RSA	1	2	8	10	10.0
10	DROR L	ISR	1	3	6	9	9.0

### ASSISTS

Rk	Name	Team	GP	Total	Avg
1	AHMADI A	IRI	1	10	10.0
2	EVESON J	AUS	1	8	8.0
3	HAIDARI H	SWE	1	7	7.0
4	PAYE M	USA	1	5	5.0
5	FUJII S	JPN	1	4	4.0
5	HENDEL L	ISR	1	4	4.0
5	NUNES I	BRA	1	4	4.0
5	ROZENBERG R	ISR	1	4	4.0
5	SCHULTE P	USA	1	4	4.0
5	TAYLOR N	RSA	1	4	4.0

### FOULS ON

Rk	Name	Team	GP	Total	Avg
1	NORTJE R	RSA	1	12	12.0
2	HAIDARI H	SWE	1	10	10.0
3	MEISHAR D	ISR	1	9	9.0
4	EVESON J	AUS	1	8	8.0
4	SILVA E	BRA	1	8	8.0
6	GUSTAVSSON J	SWE	1	6	6.0
6	TORFI MENESHIDI A	IRI	1	6	6.0
8	FUJIMOTO R	JPN	1	5	5.0
8	GLASBRENNER J	USA	1	5	5.0
8	LIMA E	BRA	1	5	5.0

1 more players tied

### STEALS

Rk	Name	Team	GP	Total	Avg
1	EVESON J	AUS	1	5	5.0
2	TORFI MENESHIDI A	IRI	1	3	3.0
3	AHMADI A	IRI	1	2	2.0
3	CURLE DN	RSA	1	2	2.0
3	DAGHAGHELEPOUR A	IRI	1	2	2.0
3	HAIDARI H	SWE	1	2	2.0
3	KOZAI H	JPN	1	2	2.0
3	NUNES I	BRA	1	2	2.0
3	SCOTT M	USA	1	2	2.0
10	ALEXANDRE S	BRA	1	1	1.0

25 more players tied

### BLOCKED SHOTS

Rk	Name	Team	GP	Total	Avg
1	CHAMBERS J	USA	1	1	1.0
1	MEISHAR D	ISR	1	1	1.0
1	PAYE M	USA	1	1	1.0

### TURNOVERS

Rk	Name	Team	GP	Total	Avg
1	TAYLOR N	RSA	1	5	5.0
2	NORTJE R	RSA	1	4	4.0
3	CHAMBERS J	USA	1	3	3.0
3	DROR L	ISR	1	3	3.0
3	HAIDARI H	SWE	1	3	3.0
3	KING A	AUS	1	3	3.0
3	LEHRMAN A	ISR	1	3	3.0
3	NORRIS S	AUS	1	3	3.0
3	NUNES I	BRA	1	3	3.0
3	PAPENFUS M	RSA	1	3	3.0

2 more players tied



**INDIVIDUAL STATISTICS** As of 7 SEP 2008

个人技术统计

**TOTAL FIELD GOALS % (8 attempts/game minimum)**

Rk	Name	Team	GP	M/A	%
1	SUZUKI A	JPN	1	7/8	87.5
2	SILVA E	BRA	1	9/11	81.8
3	CHAMBERS J	USA	1	7/9	77.8
4	EVESON J	AUS	1	16/26	61.5
5	AHMADI A	IRI	1	9/15	60.0
6	KOHLSTROM P	SWE	1	6/10	60.0
7	NUNES I	BRA	1	12/22	54.5
8	GHOLAM AZAD V	IRI	1	9/17	52.9
9	TAYLOR N	RSA	1	10/19	52.6
10	SCHULTE P	USA	1	4/8	50.0

**TOTAL FIELD GOALS MADE**

Rk	Name	Team	GP	Total	Avg
1	EVESON J	AUS	1	16	16.0
2	NUNES I	BRA	1	12	12.0
3	H Aidari H	SWE	1	10	10.0
3	TAYLOR N	RSA	1	10	10.0
5	AHMADI A	IRI	1	9	9.0
5	GHOLAM AZAD V	IRI	1	9	9.0
5	MEISHAR D	ISR	1	9	9.0
5	NORTJE R	RSA	1	9	9.0
5	SILVA E	BRA	1	9	9.0
10	CHAMBERS J	USA	1	7	7.0

3 more players tied

**2 POINTS FIELD GOALS MADE**

Rk	Name	Team	GP	Total	Avg
1	EVESON J	AUS	1	16	16.0
2	NUNES I	BRA	1	11	11.0
3	H Aidari H	SWE	1	10	10.0
4	GHOLAM AZAD V	IRI	1	9	9.0
4	MEISHAR D	ISR	1	9	9.0
4	NORTJE R	RSA	1	9	9.0
7	SILVA E	BRA	1	8	8.0
8	AHMADI A	IRI	1	7	7.0
8	CHAMBERS J	USA	1	7	7.0
8	NORRIS S	AUS	1	7	7.0

1 more players tied

**3 POINTS FIELD GOALS MADE**

Rk	Name	Team	GP	Total	Avg
1	TAYLOR N	RSA	1	4	4.0
2	KOZAI H	JPN	1	3	3.0
3	AHMADI A	IRI	1	2	2.0
4	DAGHAGHELEPOUR A	IRI	1	1	1.0
4	NUNES I	BRA	1	1	1.0
4	ROZENBERG R	ISR	1	1	1.0
4	SCHULTE P	USA	1	1	1.0
4	SCOTT M	USA	1	1	1.0
4	SILVA E	BRA	1	1	1.0

**3 POINTS FIELD GOALS % (2 attempts/game minimum)**

Rk	Name	Team	GP	M/A	%
1	SCHULTE P	USA	1	1/2	50.0
2	TAYLOR N	RSA	1	4/11	36.4
3	AHMADI A	IRI	1	2/6	33.3
4	DAGHAGHELEPOUR A	IRI	1	1/3	33.3
4	SILVA E	BRA	1	1/3	33.3
6	KOZAI H	JPN	1	3/10	30.0
7	NUNES I	BRA	1	1/5	20.0
7	ROZENBERG R	ISR	1	1/5	20.0
9	EVESON J	AUS	1	0/2	0.0
9	FUJII S	JPN	1	0/4	0.0

4 more players tied

**FREE THROWS % (3 attempts/game minimum)**

Rk	Name	Team	GP	M/A	%
1	MEISHAR D	ISR	1	9/13	69.2
2	AHMADI A	IRI	1	4/6	66.7
3	KOZAI H	JPN	1	2/3	66.7
3	LADE J	USA	1	2/3	66.7
5	EVESON J	AUS	1	7/11	63.6
5	NORTJE R	RSA	1	7/11	63.6
7	SILVA E	BRA	1	6/11	54.5
8	GUSTAVSSON J	SWE	1	5/10	50.0
9	NESS B	AUS	1	2/4	50.0
9	NORRIS S	AUS	1	2/4	50.0

1 more players tied

**FREE THROWS MADE**

Rk	Name	Team	GP	Total	Avg
1	MEISHAR D	ISR	1	9	9.0
2	EVESON J	AUS	1	7	7.0
2	NORTJE R	RSA	1	7	7.0
4	H Aidari H	SWE	1	6	6.0
4	SILVA E	BRA	1	6	6.0
6	GUSTAVSSON J	SWE	1	5	5.0
7	AHMADI A	IRI	1	4	4.0
7	GLASBRENNER J	USA	1	4	4.0
9	CURLE DN	RSA	1	2	2.0
9	FUJIMOTO R	JPN	1	2	2.0

12 more players tied

**Note:**

All Players eligible for these statistics must have played at least 50% of all games

**Legend:**

% Shooting Percentage      Avg Average per Game      Def Defensive Rebounds      GP Games Played  
M/A Made/Attempt      Off Offensive Rebounds      Rk Rank



## INDIVIDUAL STATISTICS As of 15 SEP 2008

个人技术统计

### POINTS (by average)

Rk	Name	Team	GP	Total	Avg
1	ANDERSON P	CAN	7	141	20.1
2	MUNN S	GBR	6	118	19.7
3	EVESON J	AUS	7	137	19.6
4	NORTJE R	RSA	6	109	18.2
5	NESS B	AUS	7	126	18.0
6	AHMADI A	IRI	5	89	17.8
7	PASSIWAN D	GER	7	117	16.7
8	H Aidari H	SWE	7	116	16.6
9	MEISHAR D	ISR	6	99	16.5
10	Gharibloo M	IRI	5	78	15.6

### POINTS (by total)

Rk	Name	Team	GP	Avg	Total
1	ANDERSON P	CAN	7	20.1	141
2	EVESON J	AUS	7	19.6	137
3	NESS B	AUS	7	18.0	126
4	MUNN S	GBR	6	19.7	118
5	PASSIWAN D	GER	7	16.7	117
6	Haidari H	SWE	7	16.6	116
7	NORTJE R	RSA	6	18.2	109
8	KOHLER-LENZ D	GER	7	14.6	102
9	MEISHAR D	ISR	6	16.5	99
10	DING H	CHN	7	13.9	97

1 more players tied

### REBOUNDS

Rk	Name	Team	GP	Off	Def	Total	Avg
1	MUNN S	GBR	6	14	73	87	14.5
2	MEISHAR D	ISR	6	25	50	75	12.5
3	ANDERSON P	CAN	7	19	68	87	12.4
4	KOHLER-LENZ D	GER	7	21	57	78	11.1
5	NESS B	AUS	7	18	51	69	9.9
6	DING H	CHN	7	9	58	67	9.6
7	EVESON J	AUS	7	8	54	62	8.9
7	FUJIMOTO R	JPN	7	13	49	62	8.9
9	JOHNSON J	CAN	7	17	44	61	8.7
10	MIRANDO L	BRA	6	14	37	51	8.5

### ASSISTS

Rk	Name	Team	GP	Total	Avg
1	Haidari H	SWE	7	49	7.0
2	POLLOCK J	GBR	7	42	6.0
3	ANDERSON P	CAN	7	34	4.9
4	AHMADI A	IRI	5	24	4.8
5	EVESON J	AUS	7	29	4.1
5	LEHMANN L	GER	7	29	4.1
7	LIMA E	BRA	6	23	3.8
8	CHRISTINK L	GER	7	26	3.7
9	PAYE M	USA	6	22	3.7
9	ROZENBERG R	ISR	6	22	3.7

1 more players tied

### FOULS ON

Rk	Name	Team	GP	Total	Avg
1	Haidari H	SWE	7	55	7.9
2	ANDERSON P	CAN	7	51	7.3
3	NORTJE R	RSA	6	44	7.3
4	MUNN S	GBR	6	41	6.8
5	JOHNSON J	CAN	7	46	6.6
6	EVESON J	AUS	7	41	5.9
7	NESS B	AUS	7	38	5.4
8	MEISHAR D	ISR	6	30	5.0
9	Gharibloo M	IRI	5	25	5.0
10	POLLOCK J	GBR	7	33	4.7

### BLOCKED SHOTS

Rk	Name	Team	GP	Total	Avg
1	MEISHAR D	ISR	6	4	0.7
2	CURLE DN	RSA	6	3	0.5
3	BYQVIST P	SWE	4	2	0.5
4	ANDERSON P	CAN	7	3	0.4
5	CHAMBERS J	USA	6	2	0.3
5	JOHNSON J	CAN	7	2	0.3
5	MIRANDO L	BRA	6	2	0.3
5	NORTJE R	RSA	6	2	0.3
5	SILVA E	BRA	6	2	0.3
5	YANG L	CHN	7	2	0.3

### STEALS

Rk	Name	Team	GP	Total	Avg
1	CURLE DN	RSA	6	14	2.3
2	SCOTT M	USA	6	13	2.2
3	Gharibloo M	IRI	5	11	2.2
4	JOHNSON J	CAN	7	15	2.1
5	SERIO S	USA	6	12	2.0
6	EVESON J	AUS	7	13	1.9
7	NESS B	AUS	7	12	1.7
8	PAPENFUS M	RSA	6	10	1.7
8	TAYLOR N	RSA	6	10	1.7
10	CHRISTINK L	GER	7	11	1.6

1 more players tied

### TURNOVERS

Rk	Name	Team	GP	Total	Avg
1	CURLE DN	RSA	6	29	4.8
2	Haidari H	SWE	7	28	4.0
3	TAYLOR N	RSA	6	24	4.0
4	YANG L	CHN	7	26	3.7
5	EVESON J	AUS	7	24	3.4
6	NORTJE R	RSA	6	20	3.3
7	PAPENFUS M	RSA	6	19	3.2
8	AHMADI A	IRI	5	16	3.2
9	DING H	CHN	7	22	3.1
9	FUJIMOTO R	JPN	7	22	3.1

**INDIVIDUAL STATISTICS** As of 15 SEP 2008

个人技术统计

**TOTAL FIELD GOALS % (8 attempts/game minimum)**

Rk	Name	Team	GP	M/A	%
1	EVESON J	AUS	7	52/80	65.0
2	CHAMBERS J	USA	6	32/53	60.4
3	GHARIBLOO M	IRI	5	32/55	58.2
4	NESS B	AUS	7	49/93	52.7
5	TAYLOR N	RSA	6	35/67	52.2
6	DROR L	ISR	6	37/71	52.1
7	KOHLER-LENZ D	GER	7	41/80	51.2
8	ANDERSON P	CAN	7	50/98	51.0
9	GUSTAVSSON J	SWE	7	34/67	50.7
9	PETER R	CAN	7	34/67	50.7

**TOTAL FIELD GOALS MADE**

Rk	Name	Team	GP	Total	Avg
1	MUNN S	GBR	6	45	7.5
2	EVESON J	AUS	7	52	7.4
3	ANDERSON P	CAN	7	50	7.1
4	NESS B	AUS	7	49	7.0
4	PASSIWAN D	GER	7	49	7.0
6	NORTJE R	RSA	6	41	6.8
7	GHARIBLOO M	IRI	5	32	6.4
8	MEISHAR D	ISR	6	38	6.3
9	DROR L	ISR	6	37	6.2
10	H Aidari H	SWE	7	43	6.1

**2 POINTS FIELD GOALS % (6 attempts/game minimum)**

Rk	Name	Team	GP	M/A	%
1	GLASBRENNER J	USA	6	23/33	69.7
2	EVESON J	AUS	7	51/74	68.9
3	SILVA E	BRA	6	21/33	63.6
4	CHAMBERS J	USA	6	32/53	60.4
5	GHARIBLOO M	IRI	5	32/54	59.2
6	AHMADI A	IRI	5	17/30	56.7
7	ANDERSON P	CAN	7	44/78	56.4
8	GHOLAM AZAD V	IRI	5	19/35	54.3
9	NESS B	AUS	7	49/91	53.8
10	ROZENBERG R	ISR	6	30/56	53.6

**2 POINTS FIELD GOALS MADE**

Rk	Name	Team	GP	Total	Avg
1	MUNN S	GBR	6	45	7.5
2	EVESON J	AUS	7	51	7.3
3	NESS B	AUS	7	49	7.0
4	NORTJE R	RSA	6	41	6.8
5	PASSIWAN D	GER	7	47	6.7
6	GHARIBLOO M	IRI	5	32	6.4
7	ANDERSON P	CAN	7	44	6.3
8	MEISHAR D	ISR	6	38	6.3
9	DROR L	ISR	6	36	6.0
10	DING H	CHN	7	41	5.9

**3 POINTS FIELD GOALS % (2 attempts/game minimum)**

Rk	Name	Team	GP	M/A	%
1	SCHULTE P	USA	6	12/18	66.7
2	TAYLOR N	RSA	6	16/35	45.7
3	HESAMY ZADEH Z	IRI	4	10/25	40.0
4	ALEXANDRE S	BRA	5	4/11	36.4
5	AHMADI A	IRI	5	13/40	32.5
6	POLLOCK J	GBR	7	12/38	31.6
7	KOZAI H	JPN	7	9/30	30.0
8	ANDERSON P	CAN	7	6/20	30.0
8	DUREPOS D	CAN	7	6/20	30.0
10	MAZZI J	USA	5	3/12	25.0

1 more players tied

**3 POINTS FIELD GOALS MADE**

Rk	Name	Team	GP	Total	Avg
1	TAYLOR N	RSA	6	16	2.7
2	AHMADI A	IRI	5	13	2.6
3	HESAMY ZADEH Z	IRI	4	10	2.5
4	SCHULTE P	USA	6	12	2.0
5	POLLOCK J	GBR	7	12	1.7
6	KOZAI H	JPN	7	9	1.3
7	ANDERSON P	CAN	7	6	0.9
7	DUREPOS D	CAN	7	6	0.9
9	ALEXANDRE S	BRA	5	4	0.8
10	NUNES I	BRA	6	4	0.7

**FREE THROWS % (3 attempts/game minimum)**

Rk	Name	Team	GP	M/A	%
1	MUNN S	GBR	6	28/37	75.7
2	BYWATER T	GBR	6	12/16	75.0
3	EVESON J	AUS	7	32/43	74.4
4	SILVA E	BRA	6	20/28	71.4
5	ROZENBERG R	ISR	6	21/30	70.0
6	GHARIBLOO M	IRI	5	14/20	70.0
7	MEISHAR D	ISR	6	23/33	69.7
8	NESS B	AUS	7	28/42	66.7
9	KOZAI H	JPN	7	13/20	65.0
10	AHMADI A	IRI	5	16/25	64.0

**FREE THROWS MADE**

Rk	Name	Team	GP	Total	Avg
1	ANDERSON P	CAN	7	35	5.0
2	MUNN S	GBR	6	28	4.7
3	EVESON J	AUS	7	32	4.6
4	NORTJE R	RSA	6	27	4.5
5	NESS B	AUS	7	28	4.0
6	H Aidari H	SWE	7	27	3.9
7	MEISHAR D	ISR	6	23	3.8
8	ROZENBERG R	ISR	6	21	3.5
9	JOHNSON J	CAN	7	23	3.3
10	SILVA E	BRA	6	20	3.3

**Note:**

All Players eligible for these statistics must have played at least 50% of all games

**Legend:**

%	Shooting Percentage	Avg	Average per Game	Def	Defensive Rebounds	GP	Games Played
M/A	Made/Attempt	Off	Offensive Rebounds	Rk	Rank		

**INDIVIDUAL STATISTICS** As of 16 SEP 2008

个人技术统计

**POINTS (by average)**

Rk	Name	Team	GP	Total	Avg
1	ANDERSON P	CAN	7	141	20.1
2	MUNN S	GBR	6	118	19.7
3	EVESON J	AUS	7	137	19.6
4	NORTJE R	RSA	7	127	18.1
5	NESS B	AUS	7	126	18.0
6	PASSIWAN D	GER	7	117	16.7
7	HAIDARI H	SWE	7	116	16.6
8	MEISHAR D	ISR	6	99	16.5
9	ROZENBERG R	ISR	6	90	15.0
10	KOHLER-LENZ D	GER	7	102	14.6

**POINTS (by total)**

Rk	Name	Team	GP	Avg	Total
1	ANDERSON P	CAN	7	20.1	141
2	EVESON J	AUS	7	19.6	137
3	NORTJE R	RSA	7	18.1	127
4	NESS B	AUS	7	18.0	126
5	MUNN S	GBR	6	19.7	118
6	PASSIWAN D	GER	7	16.7	117
7	HAIDARI H	SWE	7	16.6	116
8	KOHLER-LENZ D	GER	7	14.6	102
9	MEISHAR D	ISR	6	16.5	99
9	TAYLOR N	RSA	7	14.1	99

**REBOUNDS**

Rk	Name	Team	GP	Off	Def	Total	Avg
1	MUNN S	GBR	6	14	73	87	14.5
2	MEISHAR D	ISR	6	25	50	75	12.5
3	ANDERSON P	CAN	7	19	68	87	12.4
4	KOHLER-LENZ D	GER	7	21	57	78	11.1
5	NESS B	AUS	7	18	51	69	9.9
6	DING H	CHN	7	9	58	67	9.6
7	EVESON J	AUS	7	8	54	62	8.9
7	FUJIMOTO R	JPN	7	13	49	62	8.9
7	MIRANDO L	BRA	7	19	43	62	8.9
10	JOHNSON J	CAN	7	17	44	61	8.7

**ASSISTS**

Rk	Name	Team	GP	Total	Avg
1	HAIDARI H	SWE	7	49	7.0
2	POLLOCK J	GBR	7	42	6.0
3	ANDERSON P	CAN	7	34	4.9
4	EVESON J	AUS	7	29	4.1
4	LEHMANN L	GER	7	29	4.1
6	CHRISTINK L	GER	7	26	3.7
6	LIMA E	BRA	7	26	3.7
8	PAYE M	USA	6	22	3.7
8	ROZENBERG R	ISR	6	22	3.7
8	SCHULTE P	USA	6	22	3.7

**FOULS ON**

Rk	Name	Team	GP	Total	Avg
1	HAIDARI H	SWE	7	55	7.9
2	ANDERSON P	CAN	7	51	7.3
3	NORTJE R	RSA	7	49	7.0
4	MUNN S	GBR	6	41	6.8
5	JOHNSON J	CAN	7	46	6.6
6	EVESON J	AUS	7	41	5.9
7	NESS B	AUS	7	38	5.4
8	MEISHAR D	ISR	6	30	5.0
9	POLLOCK J	GBR	7	33	4.7
10	ROZENBERG R	ISR	6	27	4.5

**BLOCKED SHOTS**

Rk	Name	Team	GP	Total	Avg
1	MEISHAR D	ISR	6	4	0.7
2	BYQVIST P	SWE	4	2	0.5
3	ANDERSON P	CAN	7	3	0.4
3	CURLE DN	RSA	7	3	0.4
5	CHAMBERS J	USA	6	2	0.3
5	JOHNSON J	CAN	7	2	0.3
5	MIRANDO L	BRA	7	2	0.3
5	NORTJE R	RSA	7	2	0.3
5	SILVA E	BRA	7	2	0.3
5	YANG L	CHN	7	2	0.3

**STEALS**

Rk	Name	Team	GP	Total	Avg
1	CURLE DN	RSA	7	17	2.4
2	SCOTT M	USA	6	13	2.2
3	JOHNSON J	CAN	7	15	2.1
4	SERIO S	USA	6	12	2.0
5	EVESON J	AUS	7	13	1.9
6	NESS B	AUS	7	12	1.7
6	TAYLOR N	RSA	7	12	1.7
8	CHRISTINK L	GER	7	11	1.6
8	HAIDARI H	SWE	7	11	1.6
10	MUNN S	GBR	6	9	1.5

**TURNOVERS**

Rk	Name	Team	GP	Total	Avg
1	CURLE DN	RSA	7	36	5.1
2	HAIDARI H	SWE	7	28	4.0
3	TAYLOR N	RSA	7	27	3.9
4	YANG L	CHN	7	26	3.7
5	NORTJE R	RSA	7	25	3.6
6	EVESON J	AUS	7	24	3.4
7	DING H	CHN	7	22	3.1
7	FUJIMOTO R	JPN	7	22	3.1
7	PAPENFUS M	RSA	7	22	3.1
10	QU H	CHN	7	19	2.7

**INDIVIDUAL STATISTICS** As of 16 SEP 2008

个人技术统计

**TOTAL FIELD GOALS % (8 attempts/game minimum)**

Rk	Name	Team	GP	M/A	%
1	EVESON J	AUS	7	52/80	65.0
2	CHAMBERS J	USA	6	32/53	60.4
3	NESS B	AUS	7	49/93	52.7
4	DROR L	ISR	6	37/71	52.1
5	KOHLER-LENZ D	GER	7	41/80	51.2
6	ANDERSON P	CAN	7	50/98	51.0
7	GUSTAVSSON J	SWE	7	34/67	50.7
7	PETER R	CAN	7	34/67	50.7
9	MUNN S	GBR	6	45/89	50.6
10	SCHULTE P	USA	6	32/64	50.0

**TOTAL FIELD GOALS MADE**

Rk	Name	Team	GP	Total	Avg
1	MUNN S	GBR	6	45	7.5
2	EVESON J	AUS	7	52	7.4
3	ANDERSON P	CAN	7	50	7.1
4	NESS B	AUS	7	49	7.0
4	NORTJE R	RSA	7	49	7.0
4	PASSIWAN D	GER	7	49	7.0
7	MEISHAR D	ISR	6	38	6.3
8	DROR L	ISR	6	37	6.2
9	H Aidari H	SWE	7	43	6.1
10	DING H	CHN	7	42	6.0

**2 POINTS FIELD GOALS % (6 attempts/game minimum)**

Rk	Name	Team	GP	M/A	%
1	GLASBRENNER J	USA	6	23/33	69.7
2	EVESON J	AUS	7	51/74	68.9
3	CHAMBERS J	USA	6	32/53	60.4
4	ANDERSON P	CAN	7	44/78	56.4
5	SILVA JM	BRA	6	20/36	55.6
6	NESS B	AUS	7	49/91	53.8
7	ROZENBERG R	ISR	6	30/56	53.6
8	WOLK S	GER	7	23/43	53.5
9	KOHLER-LENZ D	GER	7	41/77	53.2
10	MUNN S	GBR	6	45/87	51.7

**2 POINTS FIELD GOALS MADE**

Rk	Name	Team	GP	Total	Avg
1	MUNN S	GBR	6	45	7.5
2	EVESON J	AUS	7	51	7.3
3	NESS B	AUS	7	49	7.0
4	NORTJE R	RSA	7	48	6.9
5	PASSIWAN D	GER	7	47	6.7
6	ANDERSON P	CAN	7	44	6.3
7	MEISHAR D	ISR	6	38	6.3
8	DROR L	ISR	6	36	6.0
9	DING H	CHN	7	41	5.9
9	KOHLER-LENZ D	GER	7	41	5.9

**3 POINTS FIELD GOALS % (2 attempts/game minimum)**

Rk	Name	Team	GP	M/A	%
1	SCHULTE P	USA	6	12/18	66.7
2	TAYLOR N	RSA	7	18/40	45.0
3	ALEXANDRE S	BRA	6	4/11	36.4
4	POLLOCK J	GBR	7	12/38	31.6
5	KOZAI H	JPN	7	9/30	30.0
6	ANDERSON P	CAN	7	6/20	30.0
6	DUREPOS D	CAN	7	6/20	30.0
8	MAZZI J	USA	5	3/12	25.0
9	HENDEL L	ISR	6	3/13	23.1
10	Haidari H	SWE	7	3/15	20.0

**3 POINTS FIELD GOALS MADE**

Rk	Name	Team	GP	Total	Avg
1	TAYLOR N	RSA	7	18	2.6
2	SCHULTE P	USA	6	12	2.0
3	POLLOCK J	GBR	7	12	1.7
4	KOZAI H	JPN	7	9	1.3
5	ANDERSON P	CAN	7	6	0.9
5	DUREPOS D	CAN	7	6	0.9
7	ALEXANDRE S	BRA	6	4	0.7
8	NUNES I	BRA	7	4	0.6
9	MAZZI J	USA	5	3	0.6
10	HENDEL L	ISR	6	3	0.5

**FREE THROWS % (3 attempts/game minimum)**

Rk	Name	Team	GP	M/A	%
1	MUNN S	GBR	6	28/37	75.7
2	BYWATER T	GBR	6	12/16	75.0
3	EVESON J	AUS	7	32/43	74.4
4	ROZENBERG R	ISR	6	21/30	70.0
4	SILVA E	BRA	7	21/30	70.0
6	MEISHAR D	ISR	6	23/33	69.7
7	NESS B	AUS	7	28/42	66.7
8	KOZAI H	JPN	7	13/20	65.0
9	ANDERSON P	CAN	7	35/57	61.4
10	NORTJE R	RSA	7	28/46	60.9

**FREE THROWS MADE**

Rk	Name	Team	GP	Total	Avg
1	ANDERSON P	CAN	7	35	5.0
2	MUNN S	GBR	6	28	4.7
3	EVESON J	AUS	7	32	4.6
4	NESS B	AUS	7	28	4.0
4	NORTJE R	RSA	7	28	4.0
6	Haidari H	SWE	7	27	3.9
7	MEISHAR D	ISR	6	23	3.8
8	ROZENBERG R	ISR	6	21	3.5
9	JOHNSON J	CAN	7	23	3.3
10	SILVA E	BRA	7	21	3.0

2 more players tied

**Note:**  
All Players eligible for these statistics must have played at least 50% of all games

**Legend:**  
% Shooting Percentage      Avg Average per Game      Def Defensive Rebounds      GP Games Played  
M/A Made/Attempt      Off Offensive Rebounds      Rk Rank

## INDIVIDUAL STATISTICS As of 16 SEP 2008

个人技术统计

### POINTS (by average)

Rk	Name	Team	GP	Total	Avg
1	ANDERSON P	CAN	7	141	20.1
2	MUNN S	GBR	6	118	19.7
3	EVESON J	AUS	7	137	19.6
4	NORTJE R	RSA	7	127	18.1
5	NESS B	AUS	7	126	18.0
6	PASSIWAN D	GER	8	139	17.4
7	MEISHAR D	ISR	7	118	16.9
8	H Aidari H	SWE	7	116	16.6
9	ROZENBERG R	ISR	7	99	14.1
9	TAYLOR N	RSA	7	99	14.1

### POINTS (by total)

Rk	Name	Team	GP	Avg	Total
1	ANDERSON P	CAN	7	20.1	141
2	PASSIWAN D	GER	8	17.4	139
3	EVESON J	AUS	7	19.6	137
4	NORTJE R	RSA	7	18.1	127
5	NESS B	AUS	7	18.0	126
6	MEISHAR D	ISR	7	16.9	118
6	MUNN S	GBR	6	19.7	118
8	H Aidari H	SWE	7	16.6	116
9	KOHLER-LENZ D	GER	8	13.9	111
10	ROZENBERG R	ISR	7	14.1	99

1 more players tied

### REBOUNDS

Rk	Name	Team	GP	Off	Def	Total	Avg
1	MUNN S	GBR	6	14	73	87	14.5
2	MEISHAR D	ISR	7	31	58	89	12.7
3	ANDERSON P	CAN	7	19	68	87	12.4
4	KOHLER-LENZ D	GER	8	26	62	88	11.0
5	NESS B	AUS	7	18	51	69	9.9
6	DING H	CHN	7	9	58	67	9.6
7	EVESON J	AUS	7	8	54	62	8.9
7	FUJIMOTO R	JPN	7	13	49	62	8.9
7	MIRANDO L	BRA	7	19	43	62	8.9
10	JOHNSON J	CAN	7	17	44	61	8.7

### ASSISTS

Rk	Name	Team	GP	Total	Avg
1	H Aidari H	SWE	7	49	7.0
2	POLLOCK J	GBR	7	42	6.0
3	ANDERSON P	CAN	7	34	4.9
4	LEHMANN L	GER	8	33	4.1
5	EVESON J	AUS	7	29	4.1
5	ROZENBERG R	ISR	7	29	4.1
7	LIMA E	BRA	7	26	3.7
8	PAYE M	USA	6	22	3.7
8	SCHULTE P	USA	6	22	3.7
10	CHRISTINK L	GER	8	28	3.5

### FOULS ON

Rk	Name	Team	GP	Total	Avg
1	H Aidari H	SWE	7	55	7.9
2	ANDERSON P	CAN	7	51	7.3
3	NORTJE R	RSA	7	49	7.0
4	MUNN S	GBR	6	41	6.8
5	JOHNSON J	CAN	7	46	6.6
6	EVESON J	AUS	7	41	5.9
7	NESS B	AUS	7	38	5.4
8	MEISHAR D	ISR	7	34	4.9
9	POLLOCK J	GBR	7	33	4.7
10	KOHLER-LENZ D	GER	8	37	4.6

### BLOCKED SHOTS

Rk	Name	Team	GP	Total	Avg
1	MEISHAR D	ISR	7	4	0.6
2	BYQVIST P	SWE	4	2	0.5
3	ANDERSON P	CAN	7	3	0.4
3	CURLE DN	RSA	7	3	0.4
5	CHAMBERS J	USA	6	2	0.3
5	JOHNSON J	CAN	7	2	0.3
5	KOHLER-LENZ D	GER	8	2	0.3
5	MIRANDO L	BRA	7	2	0.3
5	NORTJE R	RSA	7	2	0.3
5	SILVA E	BRA	7	2	0.3

1 more players tied

### STEALS

Rk	Name	Team	GP	Total	Avg
1	CURLE DN	RSA	7	17	2.4
2	SCOTT M	USA	6	13	2.2
3	JOHNSON J	CAN	7	15	2.1
4	SERIO S	USA	6	12	2.0
5	EVESON J	AUS	7	13	1.9
6	NESS B	AUS	7	12	1.7
6	TAYLOR N	RSA	7	12	1.7
8	CHRISTINK L	GER	8	13	1.6
9	H Aidari H	SWE	7	11	1.6
10	PASSIWAN D	GER	8	12	1.5

### TURNOVERS

Rk	Name	Team	GP	Total	Avg
1	CURLE DN	RSA	7	36	5.1
2	H Aidari H	SWE	7	28	4.0
3	TAYLOR N	RSA	7	27	3.9
4	YANG L	CHN	7	26	3.7
5	NORTJE R	RSA	7	25	3.6
6	EVESON J	AUS	7	24	3.4
7	DING H	CHN	7	22	3.1
7	FUJIMOTO R	JPN	7	22	3.1
7	PAPENFUS M	RSA	7	22	3.1
10	QU H	CHN	7	19	2.7

**INDIVIDUAL STATISTICS** As of 16 SEP 2008

个人技术统计

**TOTAL FIELD GOALS % (8 attempts/game minimum)**

Rk	Name	Team	GP	M/A	%
1	EVESON J	AUS	7	52/80	65.0
2	CHAMBERS J	USA	6	32/53	60.4
3	NESS B	AUS	7	49/93	52.7
4	DROR L	ISR	7	43/84	51.2
5	ANDERSON P	CAN	7	50/98	51.0
6	GUSTAVSSON J	SWE	7	34/67	50.7
6	PETER R	CAN	7	34/67	50.7
8	MUNN S	GBR	6	45/89	50.6
9	SCHULTE P	USA	6	32/64	50.0
10	TAYLOR N	RSA	7	37/75	49.3

**TOTAL FIELD GOALS MADE**

Rk	Name	Team	GP	Total	Avg
1	MUNN S	GBR	6	45	7.5
2	PASSIWAN D	GER	8	59	7.4
3	EVESON J	AUS	7	52	7.4
4	ANDERSON P	CAN	7	50	7.1
5	NESS B	AUS	7	49	7.0
5	NORTJE R	RSA	7	49	7.0
7	MEISHAR D	ISR	7	47	6.7
8	DROR L	ISR	7	43	6.1
8	H Aidari H	SWE	7	43	6.1
10	DING H	CHN	7	42	6.0

**2 POINTS FIELD GOALS % (6 attempts/game minimum)**

Rk	Name	Team	GP	M/A	%
1	GLASBRENNER J	USA	6	23/33	69.7
2	EVESON J	AUS	7	51/74	68.9
3	CHAMBERS J	USA	6	32/53	60.4
4	ANDERSON P	CAN	7	44/78	56.4
5	SILVA JM	BRA	6	20/36	55.6
6	NESS B	AUS	7	49/91	53.8
7	WOLK S	GER	8	27/51	52.9
8	ROZENBERG R	ISR	7	33/63	52.4
9	MUNN S	GBR	6	45/87	51.7
10	NUNES I	BRA	7	24/47	51.1

**2 POINTS FIELD GOALS MADE**

Rk	Name	Team	GP	Total	Avg
1	MUNN S	GBR	6	45	7.5
2	EVESON J	AUS	7	51	7.3
3	PASSIWAN D	GER	8	56	7.0
4	NESS B	AUS	7	49	7.0
5	NORTJE R	RSA	7	48	6.9
6	MEISHAR D	ISR	7	47	6.7
7	ANDERSON P	CAN	7	44	6.3
8	DROR L	ISR	7	42	6.0
9	DING H	CHN	7	41	5.9
10	FUJIMOTO R	JPN	7	40	5.7

**3 POINTS FIELD GOALS % (2 attempts/game minimum)**

Rk	Name	Team	GP	M/A	%
1	SCHULTE P	USA	6	12/18	66.7
2	TAYLOR N	RSA	7	18/40	45.0
3	ALEXANDRE S	BRA	6	4/11	36.4
4	POLLOCK J	GBR	7	12/38	31.6
5	KOZAI H	JPN	7	9/30	30.0
6	ANDERSON P	CAN	7	6/20	30.0
6	DUREPOS D	CAN	7	6/20	30.0
8	HENDEL L	ISR	7	4/16	25.0
9	MAZZI J	USA	5	3/12	25.0
10	Haidari H	SWE	7	3/15	20.0

1 more players tied

**3 POINTS FIELD GOALS MADE**

Rk	Name	Team	GP	Total	Avg
1	TAYLOR N	RSA	7	18	2.6
2	SCHULTE P	USA	6	12	2.0
3	POLLOCK J	GBR	7	12	1.7
4	KOZAI H	JPN	7	9	1.3
5	ANDERSON P	CAN	7	6	0.9
5	DUREPOS D	CAN	7	6	0.9
7	ALEXANDRE S	BRA	6	4	0.7
8	HENDEL L	ISR	7	4	0.6
8	NUNES I	BRA	7	4	0.6
10	MAZZI J	USA	5	3	0.6

**FREE THROWS % (3 attempts/game minimum)**

Rk	Name	Team	GP	M/A	%
1	MUNN S	GBR	6	28/37	75.7
2	BYWATER T	GBR	6	12/16	75.0
3	EVESON J	AUS	7	32/43	74.4
4	SILVA E	BRA	7	21/30	70.0
5	NESS B	AUS	7	28/42	66.7
6	KOZAI H	JPN	7	13/20	65.0
7	MEISHAR D	ISR	7	24/37	64.9
7	ROZENBERG R	ISR	7	24/37	64.9
9	KOHLER-LENZ D	GER	8	27/42	64.3
10	ANDERSON P	CAN	7	35/57	61.4

**FREE THROWS MADE**

Rk	Name	Team	GP	Total	Avg
1	ANDERSON P	CAN	7	35	5.0
2	MUNN S	GBR	6	28	4.7
3	EVESON J	AUS	7	32	4.6
4	NESS B	AUS	7	28	4.0
4	NORTJE R	RSA	7	28	4.0
6	Haidari H	SWE	7	27	3.9
7	KOHLER-LENZ D	GER	8	27	3.4
8	MEISHAR D	ISR	7	24	3.4
8	ROZENBERG R	ISR	7	24	3.4
10	JOHNSON J	CAN	7	23	3.3

**Note:**

All Players eligible for these statistics must have played at least 50% of all games

**Legend:**

%	Shooting Percentage	<b>Avg</b>	Average per Game	<b>Def</b>	Defensive Rebounds	<b>GP</b>	Games Played
M/A	Made/Attempt	<b>Off</b>	Offensive Rebounds	<b>Rk</b>	Rank		

**INDIVIDUAL STATISTICS** As of 16 SEP 2008

个人技术统计

**POINTS (by average)**

Rk	Name	Team	GP	Total	Avg
1	ANDERSON P	CAN	7	141	20.1
2	MUNN S	GBR	7	138	19.7
3	EVESON J	AUS	7	137	19.6
4	NORTJE R	RSA	7	127	18.1
5	NESS B	AUS	7	126	18.0
6	PASSIWAN D	GER	8	139	17.4
7	MEISHAR D	ISR	7	118	16.9
8	H Aidari H	SWE	7	116	16.6
9	ROZENBERG R	ISR	7	99	14.1
9	TAYLOR N	RSA	7	99	14.1

**POINTS (by total)**

Rk	Name	Team	GP	Avg	Total
1	ANDERSON P	CAN	7	20.1	141
2	PASSIWAN D	GER	8	17.4	139
3	MUNN S	GBR	7	19.7	138
4	EVESON J	AUS	7	19.6	137
5	NORTJE R	RSA	7	18.1	127
6	NESS B	AUS	7	18.0	126
7	MEISHAR D	ISR	7	16.9	118
8	H Aidari H	SWE	7	16.6	116
9	POLLOCK J	GBR	8	14.0	112
10	KOHLER-LENZ D	GER	8	13.9	111

**REBOUNDS**

Rk	Name	Team	GP	Off	Def	Total	Avg
1	MUNN S	GBR	7	15	85	100	14.3
2	MEISHAR D	ISR	7	31	58	89	12.7
3	ANDERSON P	CAN	7	19	68	87	12.4
4	KOHLER-LENZ D	GER	8	26	62	88	11.0
5	NESS B	AUS	7	18	51	69	9.9
6	DING H	CHN	7	9	58	67	9.6
7	EVESON J	AUS	7	8	54	62	8.9
7	FUJIMOTO R	JPN	7	13	49	62	8.9
7	MIRANDO L	BRA	7	19	43	62	8.9
10	JOHNSON J	CAN	7	17	44	61	8.7

**ASSISTS**

Rk	Name	Team	GP	Total	Avg
1	H Aidari H	SWE	7	49	7.0
2	POLLOCK J	GBR	8	47	5.9
3	ANDERSON P	CAN	7	34	4.9
4	LEHMANN L	GER	8	33	4.1
5	EVESON J	AUS	7	29	4.1
5	ROZENBERG R	ISR	7	29	4.1
7	LIMA E	BRA	7	26	3.7
8	PAYE M	USA	7	25	3.6
9	CHRISTINK L	GER	8	28	3.5
10	SCHULTE P	USA	7	24	3.4

**FOULS ON**

Rk	Name	Team	GP	Total	Avg
1	H Aidari H	SWE	7	55	7.9
2	MUNN S	GBR	7	53	7.6
3	ANDERSON P	CAN	7	51	7.3
4	NORTJE R	RSA	7	49	7.0
5	JOHNSON J	CAN	7	46	6.6
6	EVESON J	AUS	7	41	5.9
7	NESS B	AUS	7	38	5.4
8	MEISHAR D	ISR	7	34	4.9
9	KOHLER-LENZ D	GER	8	37	4.6
10	POLLOCK J	GBR	8	35	4.4

**BLOCKED SHOTS**

Rk	Name	Team	GP	Total	Avg
1	MEISHAR D	ISR	7	4	0.6
2	BYQVIST P	SWE	4	2	0.5
3	ANDERSON P	CAN	7	3	0.4
3	CHAMBERS J	USA	7	3	0.4
3	CURLE DN	RSA	7	3	0.4
6	JOHNSON J	CAN	7	2	0.3
6	KOHLER-LENZ D	GER	8	2	0.3
6	MIRANDO L	BRA	7	2	0.3
6	NORTJE R	RSA	7	2	0.3
6	SILVA E	BRA	7	2	0.3

1 more players tied

**STEALS**

Rk	Name	Team	GP	Total	Avg
1	CURLE DN	RSA	7	17	2.4
2	JOHNSON J	CAN	7	15	2.1
3	EVESON J	AUS	7	13	1.9
3	SCOTT M	USA	7	13	1.9
5	NESS B	AUS	7	12	1.7
5	SERIO S	USA	7	12	1.7
5	TAYLOR N	RSA	7	12	1.7
8	CHRISTINK L	GER	8	13	1.6
9	H Aidari H	SWE	7	11	1.6
10	PASSIWAN D	GER	8	12	1.5

**TURNOVERS**

Rk	Name	Team	GP	Total	Avg
1	CURLE DN	RSA	7	36	5.1
2	H Aidari H	SWE	7	28	4.0
3	TAYLOR N	RSA	7	27	3.9
4	YANG L	CHN	7	26	3.7
5	NORTJE R	RSA	7	25	3.6
6	EVESON J	AUS	7	24	3.4
7	DING H	CHN	7	22	3.1
7	FUJIMOTO R	JPN	7	22	3.1
7	PAPENFUS M	RSA	7	22	3.1
10	QU H	CHN	7	19	2.7



**INDIVIDUAL STATISTICS** As of 16 SEP 2008

个人技术统计

**TOTAL FIELD GOALS % (8 attempts/game minimum)**

Rk	Name	Team	GP	M/A	%
1	EVESON J	AUS	7	52/80	65.0
2	CHAMBERS J	USA	7	44/71	62.0
3	NESS B	AUS	7	49/93	52.7
4	DROR L	ISR	7	43/84	51.2
5	MUNN S	GBR	7	51/100	51.0
6	ANDERSON P	CAN	7	50/98	51.0
7	GUSTAVSSON J	SWE	7	34/67	50.7
7	PETER R	CAN	7	34/67	50.7
9	BYWATER T	GBR	7	33/66	50.0
10	TAYLOR N	RSA	7	37/75	49.3

**TOTAL FIELD GOALS MADE**

Rk	Name	Team	GP	Total	Avg
1	PASSIWAN D	GER	8	59	7.4
2	EVESON J	AUS	7	52	7.4
3	MUNN S	GBR	7	51	7.3
4	ANDERSON P	CAN	7	50	7.1
5	NESS B	AUS	7	49	7.0
5	NORTJE R	RSA	7	49	7.0
7	MEISHAR D	ISR	7	47	6.7
8	CHAMBERS J	USA	7	44	6.3
9	DROR L	ISR	7	43	6.1
9	H Aidari H	SWE	7	43	6.1

**2 POINTS FIELD GOALS % (6 attempts/game minimum)**

Rk	Name	Team	GP	M/A	%
1	EVESON J	AUS	7	51/74	68.9
2	CHAMBERS J	USA	7	44/71	62.0
3	ANDERSON P	CAN	7	44/78	56.4
4	SILVA JM	BRA	6	20/36	55.6
5	BYWATER T	GBR	7	31/56	55.3
6	NESS B	AUS	7	49/91	53.8
7	WOLK S	GER	8	27/51	52.9
8	ROZENBERG R	ISR	7	33/63	52.4
9	MUNN S	GBR	7	51/98	52.0
10	NUNES I	BRA	7	24/47	51.1

**2 POINTS FIELD GOALS MADE**

Rk	Name	Team	GP	Total	Avg
1	EVESON J	AUS	7	51	7.3
1	MUNN S	GBR	7	51	7.3
3	PASSIWAN D	GER	8	56	7.0
4	NESS B	AUS	7	49	7.0
5	NORTJE R	RSA	7	48	6.9
6	MEISHAR D	ISR	7	47	6.7
7	ANDERSON P	CAN	7	44	6.3
7	CHAMBERS J	USA	7	44	6.3
9	DROR L	ISR	7	42	6.0
10	DING H	CHN	7	41	5.9

**3 POINTS FIELD GOALS % (2 attempts/game minimum)**

Rk	Name	Team	GP	M/A	%
1	SCHULTE P	USA	7	13/22	59.1
2	TAYLOR N	RSA	7	18/40	45.0
3	ALEXANDRE S	BRA	6	4/11	36.4
4	POLLOCK J	GBR	8	15/43	34.9
5	KOZAI H	JPN	7	9/30	30.0
6	ANDERSON P	CAN	7	6/20	30.0
6	DUREPOS D	CAN	7	6/20	30.0
8	HENDEL L	ISR	7	4/16	25.0
9	MAZZI J	USA	6	3/12	25.0
10	Haidari H	SWE	7	3/15	20.0

**3 POINTS FIELD GOALS MADE**

Rk	Name	Team	GP	Total	Avg
1	TAYLOR N	RSA	7	18	2.6
2	POLLOCK J	GBR	8	15	1.9
3	SCHULTE P	USA	7	13	1.9
4	KOZAI H	JPN	7	9	1.3
5	ANDERSON P	CAN	7	6	0.9
5	DUREPOS D	CAN	7	6	0.9
7	ALEXANDRE S	BRA	6	4	0.7
8	HENDEL L	ISR	7	4	0.6
8	NUNES I	BRA	7	4	0.6
10	MAZZI J	USA	6	3	0.5

**FREE THROWS % (3 attempts/game minimum)**

Rk	Name	Team	GP	M/A	%
1	BYWATER T	GBR	7	21/26	80.8
2	EVESON J	AUS	7	32/43	74.4
3	SILVA E	BRA	7	21/30	70.0
4	MUNN S	GBR	7	36/53	67.9
5	NESS B	AUS	7	28/42	66.7
6	KOZAI H	JPN	7	13/20	65.0
7	MEISHAR D	ISR	7	24/37	64.9
7	ROZENBERG R	ISR	7	24/37	64.9
9	KOHLER-LENZ D	GER	8	27/42	64.3
10	ANDERSON P	CAN	7	35/57	61.4

**FREE THROWS MADE**

Rk	Name	Team	GP	Total	Avg
1	MUNN S	GBR	7	36	5.1
2	ANDERSON P	CAN	7	35	5.0
3	EVESON J	AUS	7	32	4.6
4	NESS B	AUS	7	28	4.0
4	NORTJE R	RSA	7	28	4.0
6	Haidari H	SWE	7	27	3.9
7	KOHLER-LENZ D	GER	8	27	3.4
8	MEISHAR D	ISR	7	24	3.4
8	ROZENBERG R	ISR	7	24	3.4
10	JOHNSON J	CAN	7	23	3.3

**Note:**

All Players eligible for these statistics must have played at least 50% of all games

**Legend:**

%	Shooting Percentage	Avg	Average per Game	Def	Defensive Rebounds	GP	Games Played
M/A	Made/Attempt	Off	Offensive Rebounds	Rk	Rank		



## INDIVIDUAL STATISTICS As of 16 SEP 2008

个人技术统计

### POINTS (by average)

Rk	Name	Team	GP	Total	Avg
1	ANDERSON P	CAN	8	163	20.4
2	MUNN S	GBR	7	138	19.7
3	EVESON J	AUS	8	154	19.3
4	NORTJE R	RSA	7	127	18.1
5	PASSIWAN D	GER	8	139	17.4
6	MEISHAR D	ISR	7	118	16.9
7	NESS B	AUS	8	134	16.8
8	H Aidari H	SWE	7	116	16.6
9	ROZENBERG R	ISR	7	99	14.1
9	TAYLOR N	RSA	7	99	14.1

### POINTS (by total)

Rk	Name	Team	GP	Avg	Total
1	ANDERSON P	CAN	8	20.4	163
2	EVESON J	AUS	8	19.3	154
3	PASSIWAN D	GER	8	17.4	139
4	MUNN S	GBR	7	19.7	138
5	NESS B	AUS	8	16.8	134
6	NORTJE R	RSA	7	18.1	127
7	MEISHAR D	ISR	7	16.9	118
8	H Aidari H	SWE	7	16.6	116
9	POLLOCK J	GBR	8	14.0	112
10	KOHLER-LENZ D	GER	8	13.9	111

### REBOUNDS

Rk	Name	Team	GP	Off	Def	Total	Avg
1	MUNN S	GBR	7	15	85	100	14.3
2	MEISHAR D	ISR	7	31	58	89	12.7
3	ANDERSON P	CAN	8	21	78	99	12.4
4	KOHLER-LENZ D	GER	8	26	62	88	11.0
5	DING H	CHN	7	9	58	67	9.6
6	NESS B	AUS	8	20	54	74	9.3
7	JOHNSON J	CAN	8	23	50	73	9.1
8	FUJIMOTO R	JPN	7	13	49	62	8.9
8	MIRANDO L	BRA	7	19	43	62	8.9
10	EVESON J	AUS	8	8	61	69	8.6

### ASSISTS

Rk	Name	Team	GP	Total	Avg
1	H Aidari H	SWE	7	49	7.0
2	POLLOCK J	GBR	8	47	5.9
3	ANDERSON P	CAN	8	40	5.0
4	LEHMANN L	GER	8	33	4.1
5	ROZENBERG R	ISR	7	29	4.1
6	EVESON J	AUS	8	32	4.0
7	LIMA E	BRA	7	26	3.7
8	PAYE M	USA	7	25	3.6
9	CHRISTINK L	GER	8	28	3.5
10	NORRIS S	AUS	8	27	3.4

### FOULS ON

Rk	Name	Team	GP	Total	Avg
1	H Aidari H	SWE	7	55	7.9
2	MUNN S	GBR	7	53	7.6
3	ANDERSON P	CAN	8	60	7.5
4	NORTJE R	RSA	7	49	7.0
5	JOHNSON J	CAN	8	54	6.8
6	EVESON J	AUS	8	47	5.9
7	NESS B	AUS	8	40	5.0
8	MEISHAR D	ISR	7	34	4.9
9	KOHLER-LENZ D	GER	8	37	4.6
10	POLLOCK J	GBR	8	35	4.4

### BLOCKED SHOTS

Rk	Name	Team	GP	Total	Avg
1	MEISHAR D	ISR	7	4	0.6
2	BYQVIST P	SWE	4	2	0.5
3	ANDERSON P	CAN	8	3	0.4
3	CHAMBERS J	USA	7	3	0.4
3	CURLE DN	RSA	7	3	0.4
6	JOHNSON J	CAN	8	2	0.3
6	KOHLER-LENZ D	GER	8	2	0.3
6	MIRANDO L	BRA	7	2	0.3
6	NORTJE R	RSA	7	2	0.3
6	SILVA E	BRA	7	2	0.3

### STEALS

Rk	Name	Team	GP	Total	Avg
1	CURLE DN	RSA	7	17	2.4
2	JOHNSON J	CAN	8	17	2.1
3	EVESON J	AUS	8	15	1.9
4	SCOTT M	USA	7	13	1.9
5	SERIO S	USA	7	12	1.7
5	TAYLOR N	RSA	7	12	1.7
7	CHRISTINK L	GER	8	13	1.6
7	NESS B	AUS	8	13	1.6
9	H Aidari H	SWE	7	11	1.6
10	ANDERSON P	CAN	8	12	1.5

1 more players tied

### TURNOVERS

Rk	Name	Team	GP	Total	Avg
1	CURLE DN	RSA	7	36	5.1
2	H Aidari H	SWE	7	28	4.0
3	TAYLOR N	RSA	7	27	3.9
4	YANG L	CHN	7	26	3.7
5	NORTJE R	RSA	7	25	3.6
6	EVESON J	AUS	8	25	3.1
7	DING H	CHN	7	22	3.1
7	FUJIMOTO R	JPN	7	22	3.1
7	PAPENFUS M	RSA	7	22	3.1
10	QU H	CHN	7	19	2.7

1 more players tied

**INDIVIDUAL STATISTICS** As of 16 SEP 2008

个人技术统计

**TOTAL FIELD GOALS % (8 attempts/game minimum)**

Rk	Name	Team	GP	M/A	%
1	EVESON J	AUS	8	58/87	66.7
2	CHAMBERS J	USA	7	44/71	62.0
3	NESS B	AUS	8	53/103	51.5
4	DROR L	ISR	7	43/84	51.2
5	MUNN S	GBR	7	51/100	51.0
6	GUSTAVSSON J	SWE	7	34/67	50.7
7	PETER R	CAN	8	39/77	50.6
8	BYWATER T	GBR	7	33/66	50.0
9	TAYLOR N	RSA	7	37/75	49.3
10	ANDERSON P	CAN	8	57/116	49.1

**TOTAL FIELD GOALS MADE**

Rk	Name	Team	GP	Total	Avg
1	PASSIWAN D	GER	8	59	7.4
2	EVESON J	AUS	8	58	7.3
3	MUNN S	GBR	7	51	7.3
4	ANDERSON P	CAN	8	57	7.1
5	NORTJE R	RSA	7	49	7.0
6	MEISHAR D	ISR	7	47	6.7
7	NESS B	AUS	8	53	6.6
8	CHAMBERS J	USA	7	44	6.3
9	DROR L	ISR	7	43	6.1
9	H Aidari H	SWE	7	43	6.1

**2 POINTS FIELD GOALS % (6 attempts/game minimum)**

Rk	Name	Team	GP	M/A	%
1	EVESON J	AUS	8	57/81	70.4
2	CHAMBERS J	USA	7	44/71	62.0
3	SILVA JM	BRA	6	20/36	55.6
4	BYWATER T	GBR	7	31/56	55.3
5	ANDERSON P	CAN	8	49/89	55.1
6	WOLK S	GER	8	27/51	52.9
7	NESS B	AUS	8	53/101	52.5
8	ROZENBERG R	ISR	7	33/63	52.4
9	MUNN S	GBR	7	51/98	52.0
10	NUNES I	BRA	7	24/47	51.1

**2 POINTS FIELD GOALS MADE**

Rk	Name	Team	GP	Total	Avg
1	MUNN S	GBR	7	51	7.3
2	EVESON J	AUS	8	57	7.1
3	PASSIWAN D	GER	8	56	7.0
4	NORTJE R	RSA	7	48	6.9
5	MEISHAR D	ISR	7	47	6.7
6	NESS B	AUS	8	53	6.6
7	CHAMBERS J	USA	7	44	6.3
8	ANDERSON P	CAN	8	49	6.1
9	DROR L	ISR	7	42	6.0
10	DING H	CHN	7	41	5.9

**3 POINTS FIELD GOALS % (2 attempts/game minimum)**

Rk	Name	Team	GP	M/A	%
1	SCHULTE P	USA	7	13/22	59.1
2	TAYLOR N	RSA	7	18/40	45.0
3	ALEXANDRE S	BRA	6	4/11	36.4
4	POLLOCK J	GBR	8	15/43	34.9
5	KOZAI H	JPN	7	9/30	30.0
6	DUREPOS D	CAN	8	6/20	30.0
7	ANDERSON P	CAN	8	8/27	29.6
8	HENDEL L	ISR	7	4/16	25.0
9	MAZZI J	USA	6	3/12	25.0
10	Haidari H	SWE	7	3/15	20.0

**3 POINTS FIELD GOALS MADE**

Rk	Name	Team	GP	Total	Avg
1	TAYLOR N	RSA	7	18	2.6
2	POLLOCK J	GBR	8	15	1.9
3	SCHULTE P	USA	7	13	1.9
4	KOZAI H	JPN	7	9	1.3
5	ANDERSON P	CAN	8	8	1.0
6	DUREPOS D	CAN	8	6	0.8
7	ALEXANDRE S	BRA	6	4	0.7
8	HENDEL L	ISR	7	4	0.6
8	NUNES I	BRA	7	4	0.6
10	MAZZI J	USA	6	3	0.5

**FREE THROWS % (3 attempts/game minimum)**

Rk	Name	Team	GP	M/A	%
1	BYWATER T	GBR	7	21/26	80.8
2	EVESON J	AUS	8	37/48	77.1
3	SILVA E	BRA	7	21/30	70.0
4	MUNN S	GBR	7	36/53	67.9
5	NESS B	AUS	8	28/42	66.7
6	KOZAI H	JPN	7	13/20	65.0
7	MEISHAR D	ISR	7	24/37	64.9
7	ROZENBERG R	ISR	7	24/37	64.9
9	KOHLER-LENZ D	GER	8	27/42	64.3
10	SACHS T	AUS	8	25/39	64.1

**FREE THROWS MADE**

Rk	Name	Team	GP	Total	Avg
1	ANDERSON P	CAN	8	41	5.1
2	MUNN S	GBR	7	36	5.1
3	EVESON J	AUS	8	37	4.6
4	NORTJE R	RSA	7	28	4.0
5	Haidari H	SWE	7	27	3.9
6	JOHNSON J	CAN	8	29	3.6
7	NESS B	AUS	8	28	3.5
8	KOHLER-LENZ D	GER	8	27	3.4
9	MEISHAR D	ISR	7	24	3.4
9	ROZENBERG R	ISR	7	24	3.4

**Note:**

All Players eligible for these statistics must have played at least 50% of all games

**Legend:**

%	Shooting Percentage	Avg	Average per Game	Def	Defensive Rebounds	GP	Games Played
M/A	Made/Attempt	Off	Offensive Rebounds	Rk	Rank		



## INDIVIDUAL STATISTICS As of 7 SEP 2008

个人技术统计

### POINTS (by average)

Rk	Name	Team	GP	Total	Avg
1	EVESON J	AUS	1	39	39.0
2	MEISHAR D	ISR	1	27	27.0
2	NUNES I	BRA	1	27	27.0
4	HAIDARI H	SWE	1	26	26.0
5	NORTJE R	RSA	1	25	25.0
5	SILVA E	BRA	1	25	25.0
7	AHMADI A	IRI	1	24	24.0
7	TAYLOR N	RSA	1	24	24.0
9	KOZAI H	JPN	1	19	19.0
9	MUNN S	GBR	1	19	19.0

### POINTS (by total)

Rk	Name	Team	GP	Avg	Total
1	EVESON J	AUS	1	39.0	39
2	MEISHAR D	ISR	1	27.0	27
2	NUNES I	BRA	1	27.0	27
4	HAIDARI H	SWE	1	26.0	26
5	NORTJE R	RSA	1	25.0	25
5	SILVA E	BRA	1	25.0	25
7	AHMADI A	IRI	1	24.0	24
7	TAYLOR N	RSA	1	24.0	24
9	KOZAI H	JPN	1	19.0	19
9	MUNN S	GBR	1	19.0	19

### REBOUNDS

Rk	Name	Team	GP	Off	Def	Total	Avg
1	MEISHAR D	ISR	1	7	10	17	17.0
2	EVESON J	AUS	1	3	11	14	14.0
3	GUSTAVSSON J	SWE	1		13	13	13.0
3	WALLIN D	SWE	1	2	11	13	13.0
5	CHAMBERS J	USA	1	2	10	12	12.0
6	FUJIMOTO R	JPN	1	2	9	11	11.0
6	GHARIBLOO M	IRI	1	1	10	11	11.0
6	MUNN S	GBR	1	4	7	11	11.0
9	DING H	CHN	1	1	9	10	10.0
9	GHOLAM AZAD V	IRI	1	3	7	10	10.0

1 more players tied

### FOULS ON

Rk	Name	Team	GP	Total	Avg
1	NORTJE R	RSA	1	12	12.0
2	HAIDARI H	SWE	1	10	10.0
3	MEISHAR D	ISR	1	9	9.0
4	EVESON J	AUS	1	8	8.0
4	SILVA E	BRA	1	8	8.0
6	GUSTAVSSON J	SWE	1	6	6.0
6	TORFI MENESHIDI A	IRI	1	6	6.0
8	BESTWICK J	GBR	1	5	5.0
8	FUJIMOTO R	JPN	1	5	5.0
8	GLASBRENNER J	USA	1	5	5.0

3 more players tied

### STEALS

Rk	Name	Team	GP	Total	Avg
1	EVESON J	AUS	1	5	5.0
2	OROGBEMI A	GBR	1	3	3.0
2	TORFI MENESHIDI A	IRI	1	3	3.0
4	AHMADI A	IRI	1	2	2.0
4	CURLE DN	RSA	1	2	2.0
4	DAGHAGHELEPOUR A	IRI	1	2	2.0
4	HAIDARI H	SWE	1	2	2.0
4	KOZAI H	JPN	1	2	2.0
4	MUNN S	GBR	1	2	2.0
4	NUNES I	BRA	1	2	2.0

1 more players tied

### ASSISTS

Rk	Name	Team	GP	Total	Avg
1	AHMADI A	IRI	1	10	10.0
2	EVESON J	AUS	1	8	8.0
3	HAIDARI H	SWE	1	7	7.0
4	PAYE M	USA	1	5	5.0
5	FUJII S	JPN	1	4	4.0
5	HENDEL L	ISR	1	4	4.0
5	NUNES I	BRA	1	4	4.0
5	OROGBEMI A	GBR	1	4	4.0
5	ROZENBERG R	ISR	1	4	4.0
5	SCHULTE P	USA	1	4	4.0

1 more players tied

### BLOCKED SHOTS

Rk	Name	Team	GP	Total	Avg
1	BESTWICK J	GBR	1	1	1.0
1	BYWATER T	GBR	1	1	1.0
1	CHAMBERS J	USA	1	1	1.0
1	MEISHAR D	ISR	1	1	1.0
1	PAYE M	USA	1	1	1.0

### TURNOVERS

Rk	Name	Team	GP	Total	Avg
1	TAYLOR N	RSA	1	5	5.0
2	NORTJE R	RSA	1	4	4.0
3	CHAMBERS J	USA	1	3	3.0
3	CHEN Q	CHN	1	3	3.0
3	DING H	CHN	1	3	3.0
3	DROR L	ISR	1	3	3.0
3	HAIDARI H	SWE	1	3	3.0
3	KING A	AUS	1	3	3.0
3	LEHRMAN A	ISR	1	3	3.0
3	NORRIS S	AUS	1	3	3.0

5 more players tied

**INDIVIDUAL STATISTICS** As of 7 SEP 2008

个人技术统计

**TOTAL FIELD GOALS % (8 attempts/game minimum)**

Rk	Name	Team	GP	M/A	%
1	SUZUKI A	JPN	1	7/8	87.5
2	SILVA E	BRA	1	9/11	81.8
3	CHAMBERS J	USA	1	7/9	77.8
4	MUNN S	GBR	1	9/14	64.3
5	EVESON J	AUS	1	16/26	61.5
6	AHMADI A	IRI	1	9/15	60.0
7	KOHLSTROM P	SWE	1	6/10	60.0
8	NUNES I	BRA	1	12/22	54.5
9	HALL J	GBR	1	7/13	53.8
10	GHOLAM AZAD V	IRI	1	9/17	52.9

**TOTAL FIELD GOALS MADE**

Rk	Name	Team	GP	Total	Avg
1	EVESON J	AUS	1	16	16.0
2	NUNES I	BRA	1	12	12.0
3	H Aidari H	SWE	1	10	10.0
3	TAYLOR N	RSA	1	10	10.0
5	AHMADI A	IRI	1	9	9.0
5	GHOLAM AZAD V	IRI	1	9	9.0
5	MEISHAR D	ISR	1	9	9.0
5	MUNN S	GBR	1	9	9.0
5	NORTJE R	RSA	1	9	9.0
5	SILVA E	BRA	1	9	9.0

**2 POINTS FIELD GOALS % (6 attempts/game minimum)**

Rk	Name	Team	GP	M/A	%
1	SILVA E	BRA	1	8/8	100.0
2	SUZUKI A	JPN	1	7/8	87.5
3	SERIO S	USA	1	6/7	85.7
4	AHMADI A	IRI	1	7/9	77.8
4	CHAMBERS J	USA	1	7/9	77.8
6	TAYLOR N	RSA	1	6/8	75.0
7	EVESON J	AUS	1	16/24	66.7
8	NUNES I	BRA	1	11/17	64.7
9	MUNN S	GBR	1	9/14	64.3
10	POLLOCK J	GBR	1	5/8	62.5

**2 POINTS FIELD GOALS MADE**

Rk	Name	Team	GP	Total	Avg
1	EVESON J	AUS	1	16	16.0
2	NUNES I	BRA	1	11	11.0
3	H Aidari H	SWE	1	10	10.0
4	GHOLAM AZAD V	IRI	1	9	9.0
4	MEISHAR D	ISR	1	9	9.0
4	MUNN S	GBR	1	9	9.0
4	NORTJE R	RSA	1	9	9.0
8	SILVA E	BRA	1	8	8.0
9	AHMADI A	IRI	1	7	7.0
9	CHAMBERS J	USA	1	7	7.0

**3 POINTS FIELD GOALS % (2 attempts/game minimum)**

Rk	Name	Team	GP	M/A	%
1	HALL J	GBR	1	2/3	66.7
2	SCHULTE P	USA	1	1/2	50.0
3	TAYLOR N	RSA	1	4/11	36.4
4	AHMADI A	IRI	1	2/6	33.3
5	DAGHAGHELEPOUR A	IRI	1	1/3	33.3
5	SILVA E	BRA	1	1/3	33.3
7	KOZAI H	JPN	1	3/10	30.0
8	NUNES I	BRA	1	1/5	20.0
8	ROZENBERG R	ISR	1	1/5	20.0
10	EVESON J	AUS	1	0/2	0.0

**3 POINTS FIELD GOALS MADE**

Rk	Name	Team	GP	Total	Avg
1	TAYLOR N	RSA	1	4	4.0
2	KOZAI H	JPN	1	3	3.0
3	AHMADI A	IRI	1	2	2.0
3	HALL J	GBR	1	2	2.0
5	DAGHAGHELEPOUR A	IRI	1	1	1.0
5	NUNES I	BRA	1	1	1.0
5	ROZENBERG R	ISR	1	1	1.0
5	SCHULTE P	USA	1	1	1.0
5	SCOTT M	USA	1	1	1.0
5	SILVA E	BRA	1	1	1.0

6 more players tied

**FREE THROWS % (3 attempts/game minimum)**

Rk	Name	Team	GP	M/A	%
1	POLLOCK J	GBR	1	4/4	100.0
2	MEISHAR D	ISR	1	9/13	69.2
3	AHMADI A	IRI	1	4/6	66.7
4	KOZAI H	JPN	1	2/3	66.7
4	LADE J	USA	1	2/3	66.7
6	EVESON J	AUS	1	7/11	63.6
6	NORTJE R	RSA	1	7/11	63.6
8	SILVA E	BRA	1	6/11	54.5
9	GUSTAVSSON J	SWE	1	5/10	50.0
10	NESS B	AUS	1	2/4	50.0

2 more players tied

**FREE THROWS MADE**

Rk	Name	Team	GP	Total	Avg
1	MEISHAR D	ISR	1	9	9.0
2	EVESON J	AUS	1	7	7.0
2	NORTJE R	RSA	1	7	7.0
4	H Aidari H	SWE	1	6	6.0
4	SILVA E	BRA	1	6	6.0
6	GUSTAVSSON J	SWE	1	5	5.0
7	AHMADI A	IRI	1	4	4.0
7	GLASBRENNER J	USA	1	4	4.0
7	POLLOCK J	GBR	1	4	4.0
10	CURLE DN	RSA	1	2	2.0

15 more players tied

**Note:**

All Players eligible for these statistics must have played at least 50% of all games

**Legend:**

%	Shooting Percentage	Avg	Average per Game	Def	Defensive Rebounds	GP	Games Played
M/A	Made/Attempt	Off	Offensive Rebounds	Rk	Rank		

INDIVIDUAL STATISTICS As of 7 SEP 2008

个人技术统计

POINTS (by average)

Rk	Name	Team	GP	Total	Avg
1	EVESON J	AUS	1	39	39.0
2	ANDERSON P	CAN	1	29	29.0
3	MEISHAR D	ISR	1	27	27.0
3	NUNES I	BRA	1	27	27.0
5	HAIDARI H	SWE	1	26	26.0
6	NORTJE R	RSA	1	25	25.0
6	SILVA E	BRA	1	25	25.0
8	AHMADI A	IRI	1	24	24.0
8	TAYLOR N	RSA	1	24	24.0
10	KOZAI H	JPN	1	19	19.0

1 more players tied

REBOUNDS

Rk	Name	Team	GP	Off	Def	Total	Avg
1	MEISHAR D	ISR	1	7	10	17	17.0
2	EVESON J	AUS	1	3	11	14	14.0
3	GUSTAVSSON J	SWE	1		13	13	13.0
3	WALLIN D	SWE	1	2	11	13	13.0
5	ANDERSON P	CAN	1		12	12	12.0
5	CHAMBERS J	USA	1	2	10	12	12.0
5	KOHLER-LENZ D	GER	1	3	9	12	12.0
8	FUJIMOTO R	JPN	1	2	9	11	11.0
8	GHARIBLOOM	IRI	1	1	10	11	11.0
8	MUNN S	GBR	1	4	7	11	11.0

FOULS ON

Rk	Name	Team	GP	Total	Avg
1	NORTJE R	RSA	1	12	12.0
2	ANDERSON P	CAN	1	11	11.0
3	HAIDARI H	SWE	1	10	10.0
4	MEISHAR D	ISR	1	9	9.0
5	EVESON J	AUS	1	8	8.0
5	SILVA E	BRA	1	8	8.0
7	PASSIWAN D	GER	1	7	7.0
8	GUSTAVSSON J	SWE	1	6	6.0
8	TORFI MENESHIDI A	IRI	1	6	6.0
10	BESTWICK J	GBR	1	5	5.0

5 more players tied

STEALS

Rk	Name	Team	GP	Total	Avg
1	EVESON J	AUS	1	5	5.0
2	OROGBEMI A	GBR	1	3	3.0
2	TORFI MENESHIDI A	IRI	1	3	3.0
4	AHMADI A	IRI	1	2	2.0
4	CURLE DN	RSA	1	2	2.0
4	DAGHAGHELEPOUR A	IRI	1	2	2.0
4	HAIDARI H	SWE	1	2	2.0
4	KOZAI H	JPN	1	2	2.0
4	LEHMANN L	GER	1	2	2.0
4	MUNN S	GBR	1	2	2.0

2 more players tied

POINTS (by total)

Rk	Name	Team	GP	Avg	Total
1	EVESON J	AUS	1	39.0	39
2	ANDERSON P	CAN	1	29.0	29
3	MEISHAR D	ISR	1	27.0	27
3	NUNES I	BRA	1	27.0	27
5	HAIDARI H	SWE	1	26.0	26
6	NORTJE R	RSA	1	25.0	25
6	SILVA E	BRA	1	25.0	25
8	AHMADI A	IRI	1	24.0	24
8	TAYLOR N	RSA	1	24.0	24
10	KOZAI H	JPN	1	19.0	19

1 more players tied

ASSISTS

Rk	Name	Team	GP	Total	Avg
1	AHMADI A	IRI	1	10	10.0
2	EVESON J	AUS	1	8	8.0
3	HAIDARI H	SWE	1	7	7.0
4	ANDERSON P	CAN	1	5	5.0
4	PAYE M	USA	1	5	5.0
6	FUJII S	JPN	1	4	4.0
6	HENDEL L	ISR	1	4	4.0
6	NUNES I	BRA	1	4	4.0
6	OROGBEMI A	GBR	1	4	4.0
6	ROZENBERG R	ISR	1	4	4.0

2 more players tied

BLOCKED SHOTS

Rk	Name	Team	GP	Total	Avg
1	ANDERSON P	CAN	1	1	1.0
1	BESTWICK J	GBR	1	1	1.0
1	BYWATER T	GBR	1	1	1.0
1	CHAMBERS J	USA	1	1	1.0
1	ENG D	CAN	1	1	1.0
1	MEISHAR D	ISR	1	1	1.0
1	PAYE M	USA	1	1	1.0

TURNOVERS

Rk	Name	Team	GP	Total	Avg
1	TAYLOR N	RSA	1	5	5.0
2	KOHLER-LENZ D	GER	1	4	4.0
2	NORTJE R	RSA	1	4	4.0
4	CHAMBERS J	USA	1	3	3.0
4	CHEN Q	CHN	1	3	3.0
4	CHRISTINK L	GER	1	3	3.0
4	DING H	CHN	1	3	3.0
4	DROR L	ISR	1	3	3.0
4	HAIDARI H	SWE	1	3	3.0
4	KING A	AUS	1	3	3.0

7 more players tied

**INDIVIDUAL STATISTICS** As of 7 SEP 2008

个人技术统计

**TOTAL FIELD GOALS % (8 attempts/game minimum)**

Rk	Name	Team	GP	M/A	%
1	SUZUKI A	JPN	1	7/8	87.5
2	SILVA E	BRA	1	9/11	81.8
3	CHAMBERS J	USA	1	7/9	77.8
4	MUNN S	GBR	1	9/14	64.3
5	EVESON J	AUS	1	16/26	61.5
6	AHMADI A	IRI	1	9/15	60.0
7	KOHLSTROM P	SWE	1	6/10	60.0
8	NUNES I	BRA	1	12/22	54.5
9	HALL J	GBR	1	7/13	53.8
10	ANDERSON P	CAN	1	9/17	52.9

1 more players tied

**TOTAL FIELD GOALS MADE**

Rk	Name	Team	GP	Total	Avg
1	EVESON J	AUS	1	16	16.0
2	NUNES I	BRA	1	12	12.0
3	H Aidari H	SWE	1	10	10.0
3	TAYLOR N	RSA	1	10	10.0
5	AHMADI A	IRI	1	9	9.0
5	ANDERSON P	CAN	1	9	9.0
5	Gholam Azad V	IRI	1	9	9.0
5	Meishar D	ISR	1	9	9.0
5	MUNN S	GBR	1	9	9.0
5	Nortje R	RSA	1	9	9.0

1 more players tied

**2 POINTS FIELD GOALS % (6 attempts/game minimum)**

Rk	Name	Team	GP	M/A	%
1	SILVA E	BRA	1	8/8	100.0
2	SUZUKI A	JPN	1	7/8	87.5
3	SERIO S	USA	1	6/7	85.7
4	AHMADI A	IRI	1	7/9	77.8
4	CHAMBERS J	USA	1	7/9	77.8
6	TAYLOR N	RSA	1	6/8	75.0
7	EVESON J	AUS	1	16/24	66.7
8	BIENEK A	GER	1	4/6	66.7
8	COSKUN A	GER	1	4/6	66.7
10	NUNES I	BRA	1	11/17	64.7

**2 POINTS FIELD GOALS MADE**

Rk	Name	Team	GP	Total	Avg
1	EVESON J	AUS	1	16	16.0
2	NUNES I	BRA	1	11	11.0
3	H Aidari H	SWE	1	10	10.0
4	Gholam Azad V	IRI	1	9	9.0
4	Meishar D	ISR	1	9	9.0
4	MUNN S	GBR	1	9	9.0
4	Nortje R	RSA	1	9	9.0
8	SILVA E	BRA	1	8	8.0
9	AHMADI A	IRI	1	7	7.0
9	ANDERSON P	CAN	1	7	7.0

3 more players tied

**3 POINTS FIELD GOALS % (2 attempts/game minimum)**

Rk	Name	Team	GP	M/A	%
1	HALL J	GBR	1	2/3	66.7
2	SCHULTE P	USA	1	1/2	50.0
3	TAYLOR N	RSA	1	4/11	36.4
4	AHMADI A	IRI	1	2/6	33.3
4	ANDERSON P	CAN	1	2/6	33.3
6	Daghaghelepour A	IRI	1	1/3	33.3
6	SILVA E	BRA	1	1/3	33.3
8	KOZAI H	JPN	1	3/10	30.0
9	NUNES I	BRA	1	1/5	20.0
9	ROZENBERG R	ISR	1	1/5	20.0

**3 POINTS FIELD GOALS MADE**

Rk	Name	Team	GP	Total	Avg
1	TAYLOR N	RSA	1	4	4.0
2	KOZAI H	JPN	1	3	3.0
3	AHMADI A	IRI	1	2	2.0
3	ANDERSON P	CAN	1	2	2.0
3	HALL J	GBR	1	2	2.0
6	Daghaghelepour A	IRI	1	1	1.0
6	NUNES I	BRA	1	1	1.0
6	ROZENBERG R	ISR	1	1	1.0
6	SCHULTE P	USA	1	1	1.0
6	SCOTT M	USA	1	1	1.0

1 more players tied

**FREE THROWS % (3 attempts/game minimum)**

Rk	Name	Team	GP	M/A	%
1	ENG D	CAN	1	4/4	100.0
1	POLLOCK J	GBR	1	4/4	100.0
3	PASSIWAN D	GER	1	7/10	70.0
4	MEISHAR D	ISR	1	9/13	69.2
5	AHMADI A	IRI	1	4/6	66.7
5	KOHLER-LENZ D	GER	1	4/6	66.7
7	KOZAI H	JPN	1	2/3	66.7
7	LADE J	USA	1	2/3	66.7
9	EVESON J	AUS	1	7/11	63.6
9	NORTJE R	RSA	1	7/11	63.6

**FREE THROWS MADE**

Rk	Name	Team	GP	Total	Avg
1	ANDERSON P	CAN	1	9	9.0
1	MEISHAR D	ISR	1	9	9.0
3	EVESON J	AUS	1	7	7.0
3	NORTJE R	RSA	1	7	7.0
3	PASSIWAN D	GER	1	7	7.0
6	H Aidari H	SWE	1	6	6.0
6	SILVA E	BRA	1	6	6.0
8	GUSTAVSSON J	SWE	1	5	5.0
9	AHMADI A	IRI	1	4	4.0
9	ENG D	CAN	1	4	4.0

3 more players tied

**Note:**

All Players eligible for these statistics must have played at least 50% of all games

**Legend:**

%	Shooting Percentage	Avg	Average per Game	Def	Defensive Rebounds	GP	Games Played
M/A	Made/Attempt	Off	Offensive Rebounds	Rk	Rank		


**INDIVIDUAL STATISTICS** As of 8 SEP 2008

个人技术统计

**POINTS (by average)**

Rk	Name	Team	GP	Total	Avg
1	EVESON J	AUS	1	39	39.0
2	ANDERSON P	CAN	1	29	29.0
3	MEISHAR D	ISR	1	27	27.0
4	HAIDARI H	SWE	1	26	26.0
5	NORTJE R	RSA	1	25	25.0
6	AHMADI A	IRI	1	24	24.0
6	TAYLOR N	RSA	1	24	24.0
8	KOZAI H	JPN	1	19	19.0
8	MUNN S	GBR	1	19	19.0
10	GHOLAM AZAD V	IRI	1	18	18.0

**POINTS (by total)**

Rk	Name	Team	GP	Avg	Total
1	EVESON J	AUS	1	39.0	39
2	NUNES I	BRA	2	15.5	31
3	SILVA E	BRA	2	15.0	30
4	ANDERSON P	CAN	1	29.0	29
4	SCHULTE P	USA	2	14.5	29
6	MEISHAR D	ISR	1	27.0	27
7	HAIDARI H	SWE	1	26.0	26
8	CHAMBERS J	USA	2	12.5	25
8	GLASBRENNER J	USA	2	12.5	25
8	NORTJE R	RSA	1	25.0	25

**REBOUNDS**

Rk	Name	Team	GP	Off	Def	Total	Avg
1	MEISHAR D	ISR	1	7	10	17	17.0
2	EVESON J	AUS	1	3	11	14	14.0
3	GUSTAVSSON J	SWE	1		13	13	13.0
3	WALLIN D	SWE	1	2	11	13	13.0
5	ANDERSON P	CAN	1		12	12	12.0
5	KOHLER-LENZ D	GER	1	3	9	12	12.0
7	FUJIMOTO R	JPN	1	2	9	11	11.0
7	GHRIBLOO M	IRI	1	1	10	11	11.0
7	MUNN S	GBR	1	4	7	11	11.0
10	DING H	CHN	1	1	9	10	10.0

2 more players tied

**FOULS ON**

Rk	Name	Team	GP	Total	Avg
1	NORTJE R	RSA	1	12	12.0
2	ANDERSON P	CAN	1	11	11.0
3	HAIDARI H	SWE	1	10	10.0
4	MEISHAR D	ISR	1	9	9.0
5	EVESON J	AUS	1	8	8.0
6	PASSIWAN D	GER	1	7	7.0
7	SILVA E	BRA	2	12	6.0
8	GUSTAVSSON J	SWE	1	6	6.0
8	TORFI MENESHIDI A	IRI	1	6	6.0
10	GLASBRENNER J	USA	2	10	5.0

**STEALS**

Rk	Name	Team	GP	Total	Avg
1	EVESON J	AUS	1	5	5.0
2	OROGBEMI A	GBR	1	3	3.0
2	TORFI MENESHIDI A	IRI	1	3	3.0
4	GLASBRENNER J	USA	2	5	2.5
5	SCOTT M	USA	2	4	2.0
6	AHMADI A	IRI	1	2	2.0
6	CURLE DN	RSA	1	2	2.0
6	DAGHAGHELEPOUR A	IRI	1	2	2.0
6	HAIDARI H	SWE	1	2	2.0
6	KOZAI H	JPN	1	2	2.0

2 more players tied

**ASSISTS**

Rk	Name	Team	GP	Total	Avg
1	AHMADI A	IRI	1	10	10.0
2	EVESON J	AUS	1	8	8.0
3	HAIDARI H	SWE	1	7	7.0
4	PAYE M	USA	2	11	5.5
5	ANDERSON P	CAN	1	5	5.0
6	FUJII S	JPN	1	4	4.0
6	HENDEL L	ISR	1	4	4.0
6	OROGBEMI A	GBR	1	4	4.0
6	ROZENBERG R	ISR	1	4	4.0
6	TAYLOR N	RSA	1	4	4.0

**BLOCKED SHOTS**

Rk	Name	Team	GP	Total	Avg
1	ANDERSON P	CAN	1	1	1.0
1	BESTWICK J	GBR	1	1	1.0
1	BYWATER T	GBR	1	1	1.0
1	ENG D	CAN	1	1	1.0
1	MEISHAR D	ISR	1	1	1.0
6	CHAMBERS J	USA	2	1	0.5
6	PAYE M	USA	2	1	0.5

**TURNOVERS**

Rk	Name	Team	GP	Total	Avg
1	TAYLOR N	RSA	1	5	5.0
2	NUNES I	BRA	2	9	4.5
3	KOHLER-LENZ D	GER	1	4	4.0
3	NORTJE R	RSA	1	4	4.0
5	SILVA E	BRA	2	6	3.0
6	CHEN Q	CHN	1	3	3.0
6	CHRISTINK L	GER	1	3	3.0
6	DING H	CHN	1	3	3.0
6	DROR L	ISR	1	3	3.0
6	HAIDARI H	SWE	1	3	3.0

5 more players tied



**INDIVIDUAL STATISTICS** As of 8 SEP 2008

个人技术统计

**TOTAL FIELD GOALS % (8 attempts/game minimum)**

Rk	Name	Team	GP	M/A	%
1	SUZUKI A	JPN	1	7/8	87.5
2	CHAMBERS J	USA	2	12/17	70.6
3	MUNN S	GBR	1	9/14	64.3
4	EVESON J	AUS	1	16/26	61.5
5	AHMADI A	IRI	1	9/15	60.0
6	KOHLSTROM P	SWE	1	6/10	60.0
7	SCHULTE P	USA	2	12/22	54.5
8	HALL J	GBR	1	7/13	53.8
9	ANDERSON P	CAN	1	9/17	52.9
9	GHOLAM AZAD V	IRI	1	9/17	52.9

**TOTAL FIELD GOALS MADE**

Rk	Name	Team	GP	Total	Avg
1	EVESON J	AUS	1	16	16.0
2	H Aidari H	SWE	1	10	10.0
2	TAYLOR N	RSA	1	10	10.0
4	AHMADI A	IRI	1	9	9.0
4	ANDERSON P	CAN	1	9	9.0
4	GHOLAM AZAD V	IRI	1	9	9.0
4	MEISHAR D	ISR	1	9	9.0
4	MUNN S	GBR	1	9	9.0
4	NORTJE R	RSA	1	9	9.0
10	NUNES I	BRA	2	14	7.0

**2 POINTS FIELD GOALS % (6 attempts/game minimum)**

Rk	Name	Team	GP	M/A	%
1	SUZUKI A	JPN	1	7/8	87.5
2	AHMADI A	IRI	1	7/9	77.8
3	TAYLOR N	RSA	1	6/8	75.0
4	CHAMBERS J	USA	2	12/17	70.6
5	GLASBRENNER J	USA	2	9/13	69.2
6	EVESON J	AUS	1	16/24	66.7
7	BIENEK A	GER	1	4/6	66.7
7	COSKUN A	GER	1	4/6	66.7
9	MUNN S	GBR	1	9/14	64.3
10	ANDERSON P	CAN	1	7/11	63.6

**2 POINTS FIELD GOALS MADE**

Rk	Name	Team	GP	Total	Avg
1	EVESON J	AUS	1	16	16.0
2	Haidari H	SWE	1	10	10.0
3	GHOLAM AZAD V	IRI	1	9	9.0
3	MEISHAR D	ISR	1	9	9.0
3	MUNN S	GBR	1	9	9.0
3	NORTJE R	RSA	1	9	9.0
7	AHMADI A	IRI	1	7	7.0
7	ANDERSON P	CAN	1	7	7.0
7	NORRIS S	AUS	1	7	7.0
7	SUZUKI A	JPN	1	7	7.0

**3 POINTS FIELD GOALS % (2 attempts/game minimum)**

Rk	Name	Team	GP	M/A	%
1	SCHULTE P	USA	2	5/7	71.4
2	HALL J	GBR	1	2/3	66.7
3	TAYLOR N	RSA	1	4/11	36.4
4	AHMADI A	IRI	1	2/6	33.3
4	ANDERSON P	CAN	1	2/6	33.3
6	DAGHAGHELEPOUR A	IRI	1	1/3	33.3
6	SILVA E	BRA	2	1/3	33.3
8	KOZAI H	JPN	1	3/10	30.0
9	MAZZI J	USA	2	1/4	25.0
10	ALEXANDRE S	BRA	2	1/5	20.0

**3 POINTS FIELD GOALS MADE**

Rk	Name	Team	GP	Total	Avg
1	TAYLOR N	RSA	1	4	4.0
2	KOZAI H	JPN	1	3	3.0
3	SCHULTE P	USA	2	5	2.5
4	AHMADI A	IRI	1	2	2.0
4	ANDERSON P	CAN	1	2	2.0
4	HALL J	GBR	1	2	2.0
7	SCOTT M	USA	2	2	1.0
8	DAGHAGHELEPOUR A	IRI	1	1	1.0
8	ROZENBERG R	ISR	1	1	1.0
10	ALEXANDRE S	BRA	2	1	0.5

1 more players tied

**FREE THROWS % (3 attempts/game minimum)**

Rk	Name	Team	GP	M/A	%
1	ENG D	CAN	1	4/4	100.0
1	POLLOCK J	GBR	1	4/4	100.0
3	PASSIWAN D	GER	1	7/10	70.0
4	MEISHAR D	ISR	1	9/13	69.2
5	AHMADI A	IRI	1	4/6	66.7
5	KOHLER-LENZ D	GER	1	4/6	66.7
7	KOZAI H	JPN	1	2/3	66.7
8	SILVA E	BRA	2	11/17	64.7
9	EVESON J	AUS	1	7/11	63.6
9	NORTJE R	RSA	1	7/11	63.6

3 more players tied

**FREE THROWS MADE**

Rk	Name	Team	GP	Total	Avg
1	ANDERSON P	CAN	1	9	9.0
1	MEISHAR D	ISR	1	9	9.0
3	EVESON J	AUS	1	7	7.0
3	NORTJE R	RSA	1	7	7.0
3	PASSIWAN D	GER	1	7	7.0
6	Haidari H	SWE	1	6	6.0
7	SILVA E	BRA	2	11	5.5
8	GUSTAVSSON J	SWE	1	5	5.0
9	AHMADI A	IRI	1	4	4.0
9	ENG D	CAN	1	4	4.0

2 more players tied

**Note:**

All Players eligible for these statistics must have played at least 50% of all games

**Legend:**

% Shooting Percentage      Avg Average per Game      Def Defensive Rebounds      GP Games Played  
M/A Made/Attempt      Off Offensive Rebounds      Rk Rank





## INDIVIDUAL STATISTICS As of 8 SEP 2008

个人技术统计

### POINTS (by average)

Rk	Name	Team	GP	Total	Avg
1	EVESON J	AUS	1	39	39.0
2	ANDERSON P	CAN	1	29	29.0
3	H Aidari H	SWE	1	26	26.0
4	NORTJE R	RSA	1	25	25.0
5	AHMADI A	IRI	1	24	24.0
5	TAYLOR N	RSA	1	24	24.0
7	MEISHAR D	ISR	2	42	21.0
8	KOZAI H	JPN	1	19	19.0
8	MUNN S	GBR	1	19	19.0
10	GHOLAM AZAD V	IRI	1	18	18.0

### POINTS (by total)

Rk	Name	Team	GP	Avg	Total
1	MEISHAR D	ISR	2	21.0	42
2	EVESON J	AUS	1	39.0	39
3	NUNES I	BRA	2	15.5	31
4	SILVA E	BRA	2	15.0	30
5	ANDERSON P	CAN	1	29.0	29
5	SCHULTE P	USA	2	14.5	29
7	ROZENBERG R	ISR	2	14.0	28
8	DROR L	ISR	2	13.0	26
8	H Aidari H	SWE	1	26.0	26
10	CHAMBERS J	USA	2	12.5	25

2 more players tied

### ASSISTS

Rk	Name	Team	GP	Total	Avg
1	AHMADI A	IRI	1	10	10.0
2	EVESON J	AUS	1	8	8.0
3	H Aidari H	SWE	1	7	7.0
4	PAYE M	USA	2	11	5.5
5	ANDERSON P	CAN	1	5	5.0
6	FUJII S	JPN	1	4	4.0
6	OROGBEMI A	GBR	1	4	4.0
6	TAYLOR N	RSA	1	4	4.0
9	HENDEL L	ISR	2	7	3.5
9	LEHRMAN A	ISR	2	7	3.5

1 more players tied

### FOULS ON

Rk	Name	Team	GP	Total	Avg
1	NORTJE R	RSA	1	12	12.0
2	ANDERSON P	CAN	1	11	11.0
3	H Aidari H	SWE	1	10	10.0
4	EVESON J	AUS	1	8	8.0
5	MEISHAR D	ISR	2	14	7.0
6	PASSIWAN D	GER	1	7	7.0
7	SILVA E	BRA	2	12	6.0
8	GUSTAVSSON J	SWE	1	6	6.0
8	TORFI MENESHIDI A	IRI	1	6	6.0
10	GLASBRENNER J	USA	2	10	5.0

### STEALS

Rk	Name	Team	GP	Total	Avg
1	EVESON J	AUS	1	5	5.0
2	OROGBEMI A	GBR	1	3	3.0
2	TORFI MENESHIDI A	IRI	1	3	3.0
4	GLASBRENNER J	USA	2	5	2.5
5	DOR OIA	ISR	2	4	2.0
5	SCOTT M	USA	2	4	2.0
7	AHMADI A	IRI	1	2	2.0
7	CURLE DN	RSA	1	2	2.0
7	DAGHAGHELEPOUR A	IRI	1	2	2.0
7	H Aidari H	SWE	1	2	2.0

3 more players tied

### BLOCKED SHOTS

Rk	Name	Team	GP	Total	Avg
1	ANDERSON P	CAN	1	1	1.0
1	BESTWICK J	GBR	1	1	1.0
1	BYWATER T	GBR	1	1	1.0
1	ENG D	CAN	1	1	1.0
5	CHAMBERS J	USA	2	1	0.5
5	MEISHAR D	ISR	2	1	0.5
5	PAYE M	USA	2	1	0.5
5	PHILIPPS R	ISR	2	1	0.5

### TURNOVERS

Rk	Name	Team	GP	Total	Avg
1	TAYLOR N	RSA	1	5	5.0
2	NUNES I	BRA	2	9	4.5
3	KOHLER-LENZ D	GER	1	4	4.0
3	NORTJE R	RSA	1	4	4.0
5	SILVA E	BRA	2	6	3.0
6	CHRISTINK L	GER	1	3	3.0
6	H Aidari H	SWE	1	3	3.0
6	KING A	AUS	1	3	3.0
6	NORRIS S	AUS	1	3	3.0
6	PAPENFUS M	RSA	1	3	3.0

**INDIVIDUAL STATISTICS** As of 8 SEP 2008

个人技术统计

**TOTAL FIELD GOALS % (8 attempts/game minimum)**

Rk	Name	Team	GP	M/A	%
1	SUZUKI A	JPN	1	7/8	87.5
2	CHAMBERS J	USA	2	12/17	70.6
3	MUNN S	GBR	1	9/14	64.3
4	EVESON J	AUS	1	16/26	61.5
5	AHMADI A	IRI	1	9/15	60.0
6	KOHLSTROM P	SWE	1	6/10	60.0
7	DROR L	ISR	2	13/23	56.5
8	SCHULTE P	USA	2	12/22	54.5
9	HALL J	GBR	1	7/13	53.8
10	ANDERSON P	CAN	1	9/17	52.9

1 more players tied

**2 POINTS FIELD GOALS % (6 attempts/game minimum)**

Rk	Name	Team	GP	M/A	%
1	SUZUKI A	JPN	1	7/8	87.5
2	AHMADI A	IRI	1	7/9	77.8
3	TAYLOR N	RSA	1	6/8	75.0
4	CHAMBERS J	USA	2	12/17	70.6
5	GLASBRENNER J	USA	2	9/13	69.2
6	EVESON J	AUS	1	16/24	66.7
7	BIENEK A	GER	1	4/6	66.7
7	COSKUN A	GER	1	4/6	66.7
9	MUNN S	GBR	1	9/14	64.3
10	ANDERSON P	CAN	1	7/11	63.6

**3 POINTS FIELD GOALS % (2 attempts/game minimum)**

Rk	Name	Team	GP	M/A	%
1	SCHULTE P	USA	2	5/7	71.4
2	HALL J	GBR	1	2/3	66.7
3	TAYLOR N	RSA	1	4/11	36.4
4	AHMADI A	IRI	1	2/6	33.3
4	ANDERSON P	CAN	1	2/6	33.3
6	DAGHAGHELEPOUR A	IRI	1	1/3	33.3
6	SILVA E	BRA	2	1/3	33.3
8	KOZAI H	JPN	1	3/10	30.0
9	MAZZI J	USA	2	1/4	25.0
10	ALEXANDRE S	BRA	2	1/5	20.0

1 more players tied

**FREE THROWS % (3 attempts/game minimum)**

Rk	Name	Team	GP	M/A	%
1	ENG D	CAN	1	4/4	100.0
1	POLLOCK J	GBR	1	4/4	100.0
3	MEISHAR D	ISR	2	12/16	75.0
4	ROZENBERG R	ISR	2	5/7	71.4
5	PASSIWAN D	GER	1	7/10	70.0
6	AHMADI A	IRI	1	4/6	66.7
6	KOHLER-LENZ D	GER	1	4/6	66.7
8	KOZAI H	JPN	1	2/3	66.7
9	SILVA E	BRA	2	11/17	64.7
10	EVESON J	AUS	1	7/11	63.6

1 more players tied

**TOTAL FIELD GOALS MADE**

Rk	Name	Team	GP	Total	Avg
1	EVESON J	AUS	1	16	16.0
2	H Aidari H	SWE	1	10	10.0
2	TAYLOR N	RSA	1	10	10.0
4	AHMADI A	IRI	1	9	9.0
4	ANDERSON P	CAN	1	9	9.0
4	Gholam Azad V	IRI	1	9	9.0
4	MUNN S	GBR	1	9	9.0
4	Nortje R	RSA	1	9	9.0
9	Meishar D	ISR	2	15	7.5
10	Nunes I	BRA	2	14	7.0

**2 POINTS FIELD GOALS MADE**

Rk	Name	Team	GP	Total	Avg
1	EVESON J	AUS	1	16	16.0
2	Haidari H	SWE	1	10	10.0
3	Gholam Azad V	IRI	1	9	9.0
3	MUNN S	GBR	1	9	9.0
3	Nortje R	RSA	1	9	9.0
6	Meishar D	ISR	2	15	7.5
7	AHMADI A	IRI	1	7	7.0
7	ANDERSON P	CAN	1	7	7.0
7	Norris S	AUS	1	7	7.0
7	SUZUKI A	JPN	1	7	7.0

**3 POINTS FIELD GOALS MADE**

Rk	Name	Team	GP	Total	Avg
1	TAYLOR N	RSA	1	4	4.0
2	KOZAI H	JPN	1	3	3.0
3	SCHULTE P	USA	2	5	2.5
4	AHMADI A	IRI	1	2	2.0
4	ANDERSON P	CAN	1	2	2.0
4	HALL J	GBR	1	2	2.0
7	SCOTT M	USA	2	2	1.0
8	DAGHAGHELEPOUR A	IRI	1	1	1.0
9	ALEXANDRE S	BRA	2	1	0.5
9	MAZZI J	USA	2	1	0.5

3 more players tied

**FREE THROWS MADE**

Rk	Name	Team	GP	Total	Avg
1	ANDERSON P	CAN	1	9	9.0
2	EVESON J	AUS	1	7	7.0
2	Nortje R	RSA	1	7	7.0
2	PASSIWAN D	GER	1	7	7.0
5	MEISHAR D	ISR	2	12	6.0
6	Haidari H	SWE	1	6	6.0
7	SILVA E	BRA	2	11	5.5
8	GUSTAVSSON J	SWE	1	5	5.0
9	AHMADI A	IRI	1	4	4.0
9	ENG D	CAN	1	4	4.0

2 more players tied

**Note:**

All Players eligible for these statistics must have played at least 50% of all games

**Legend:**

% Shooting Percentage      Avg Average per Game      Def Defensive Rebounds      GP Games Played  
M/A Made/Attempt      Off Offensive Rebounds      Rk Rank

INDIVIDUAL STATISTICS As of 8 SEP 2008

个人技术统计

POINTS (by average)

Rk	Name	Team	GP	Total	Avg
1	EVESON J	AUS	1	39	39.0
2	ANDERSON P	CAN	1	29	29.0
3	AHMADI A	IRI	2	52	26.0
4	NORTJE R	RSA	1	25	25.0
5	TAYLOR N	RSA	1	24	24.0
6	GHARIBLOO M	IRI	2	43	21.5
7	MEISHAR D	ISR	2	42	21.0
8	KOZAI H	JPN	1	19	19.0
8	MUNN S	GBR	1	19	19.0
10	HAIDARI H	SWE	2	35	17.5

1 more players tied

REBOUNDS

Rk	Name	Team	GP	Off	Def	Total	Avg
1	GHARIBLOO M	IRI	2	5	24	29	14.5
2	MEISHAR D	ISR	2	11	17	28	14.0
3	EVESON J	AUS	1	3	11	14	14.0
4	ANDERSON P	CAN	1		12	12	12.0
4	KOHLER-LENZ D	GER	1	3	9	12	12.0
6	FUJIMOTO R	JPN	1	2	9	11	11.0
6	MUNN S	GBR	1	4	7	11	11.0
8	WALLIN D	SWE	2	4	16	20	10.0
9	NORTJE R	RSA	1	2	8	10	10.0
10	TORFI MENESHIDI A	IRI	2	5	14	19	9.5

FOULS ON

Rk	Name	Team	GP	Total	Avg
1	NORTJE R	RSA	1	12	12.0
2	ANDERSON P	CAN	1	11	11.0
3	HAIDARI H	SWE	2	18	9.0
4	EVESON J	AUS	1	8	8.0
5	MEISHAR D	ISR	2	14	7.0
6	PASSIWAN D	GER	1	7	7.0
7	GHARIBLOO M	IRI	2	12	6.0
7	SILVA E	BRA	2	12	6.0
9	AHMADI A	IRI	2	10	5.0
9	GLASBRENNER J	USA	2	10	5.0

1 more players tied

STEALS

Rk	Name	Team	GP	Total	Avg
1	EVESON J	AUS	1	5	5.0
2	GHARIBLOO M	IRI	2	6	3.0
3	OROGBEMI A	GBR	1	3	3.0
4	GLASBRENNER J	USA	2	5	2.5
5	DOR OIA	ISR	2	4	2.0
5	HAIDARI H	SWE	2	4	2.0
5	SCOTT M	USA	2	4	2.0
5	TORFI MENESHIDI A	IRI	2	4	2.0
9	CURLE DN	RSA	1	2	2.0
9	KOZAI H	JPN	1	2	2.0

2 more players tied

POINTS (by total)

Rk	Name	Team	GP	Avg	Total
1	AHMADI A	IRI	2	26.0	52
2	GHARIBLOO M	IRI	2	21.5	43
3	MEISHAR D	ISR	2	21.0	42
4	EVESON J	AUS	1	39.0	39
5	HAIDARI H	SWE	2	17.5	35
5	TORFI MENESHIDI A	IRI	2	17.5	35
7	GUSTAVSSON J	SWE	2	15.5	31
7	NUNES I	BRA	2	15.5	31
9	SILVA E	BRA	2	15.0	30
10	ANDERSON P	CAN	1	29.0	29

1 more players tied

ASSISTS

Rk	Name	Team	GP	Total	Avg
1	AHMADI A	IRI	2	18	9.0
2	EVESON J	AUS	1	8	8.0
3	HAIDARI H	SWE	2	15	7.5
4	PAYE M	USA	2	11	5.5
5	ANDERSON P	CAN	1	5	5.0
6	FUJII S	JPN	1	4	4.0
6	OROGBEMI A	GBR	1	4	4.0
6	TAYLOR N	RSA	1	4	4.0
9	HENDEL L	ISR	2	7	3.5
9	LEHRMAN A	ISR	2	7	3.5

1 more players tied

BLOCKED SHOTS

Rk	Name	Team	GP	Total	Avg
1	ANDERSON P	CAN	1	1	1.0
1	BESTWICK J	GBR	1	1	1.0
1	BYQVIST P	SWE	1	1	1.0
1	BYWATER T	GBR	1	1	1.0
1	ENG D	CAN	1	1	1.0
6	CHAMBERS J	USA	2	1	0.5
6	GUSTAVSSON J	SWE	2	1	0.5
6	MEISHAR D	ISR	2	1	0.5
6	PAYE M	USA	2	1	0.5
6	PHILIPPS R	ISR	2	1	0.5

1 more players tied

TURNOVERS

Rk	Name	Team	GP	Total	Avg
1	TAYLOR N	RSA	1	5	5.0
2	NUNES I	BRA	2	9	4.5
3	KOHLER-LENZ D	GER	1	4	4.0
3	NORTJE R	RSA	1	4	4.0
5	HAIDARI H	SWE	2	6	3.0
5	SILVA E	BRA	2	6	3.0
7	CHRISTINK L	GER	1	3	3.0
7	KING A	AUS	1	3	3.0
7	NORRIS S	AUS	1	3	3.0
7	PAPENFUS M	RSA	1	3	3.0


**INDIVIDUAL STATISTICS** As of 8 SEP 2008

个人技术统计

**TOTAL FIELD GOALS % (8 attempts/game minimum)**

Rk	Name	Team	GP	M/A	%
1	SUZUKI A	JPN	1	7/8	87.5
2	CHAMBERS J	USA	2	12/17	70.6
3	MUNN S	GBR	1	9/14	64.3
4	EVESON J	AUS	1	16/26	61.5
5	GHARIBLOO M	IRI	2	19/33	57.6
6	DROR L	ISR	2	13/23	56.5
7	SCHULTE P	USA	2	12/22	54.5
8	HALL J	GBR	1	7/13	53.8
9	ANDERSON P	CAN	1	9/17	52.9
10	TAYLOR N	RSA	1	10/19	52.6

**TOTAL FIELD GOALS MADE**

Rk	Name	Team	GP	Total	Avg
1	EVESON J	AUS	1	16	16.0
2	TAYLOR N	RSA	1	10	10.0
3	GHARIBLOO M	IRI	2	19	9.5
4	AHMADI A	IRI	2	18	9.0
5	ANDERSON P	CAN	1	9	9.0
5	MUNN S	GBR	1	9	9.0
5	NORTJE R	RSA	1	9	9.0
8	TORFI MENESHIDI A	IRI	2	16	8.0
9	MEISHAR D	ISR	2	15	7.5
10	NUNES I	BRA	2	14	7.0

**2 POINTS FIELD GOALS % (6 attempts/game minimum)**

Rk	Name	Team	GP	M/A	%
1	SUZUKI A	JPN	1	7/8	87.5
2	TAYLOR N	RSA	1	6/8	75.0
3	CHAMBERS J	USA	2	12/17	70.6
4	AHMADI A	IRI	2	9/13	69.2
4	GLASBRENNER J	USA	2	9/13	69.2
6	EVESON J	AUS	1	16/24	66.7
7	BIENEK A	GER	1	4/6	66.7
7	COSKUN A	GER	1	4/6	66.7
9	MUNN S	GBR	1	9/14	64.3
10	ANDERSON P	CAN	1	7/11	63.6

**2 POINTS FIELD GOALS MADE**

Rk	Name	Team	GP	Total	Avg
1	EVESON J	AUS	1	16	16.0
2	GHARIBLOO M	IRI	2	19	9.5
3	MUNN S	GBR	1	9	9.0
3	NORTJE R	RSA	1	9	9.0
5	TORFI MENESHIDI A	IRI	2	16	8.0
6	MEISHAR D	ISR	2	15	7.5
7	ANDERSON P	CAN	1	7	7.0
7	NORRIS S	AUS	1	7	7.0
7	SUZUKI A	JPN	1	7	7.0
10	DROR L	ISR	2	13	6.5

**3 POINTS FIELD GOALS % (2 attempts/game minimum)**

Rk	Name	Team	GP	M/A	%
1	SCHULTE P	USA	2	5/7	71.4
2	HALL J	GBR	1	2/3	66.7
3	HESAMY ZADEH Z	IRI	1	2/4	50.0
4	AHMADI A	IRI	2	9/22	40.9
5	TAYLOR N	RSA	1	4/11	36.4
6	ANDERSON P	CAN	1	2/6	33.3
7	SILVA E	BRA	2	1/3	33.3
8	KOZAI H	JPN	1	3/10	30.0
9	DAGHAGHELEPOUR A	IRI	2	1/4	25.0
9	MAZZI J	USA	2	1/4	25.0

**3 POINTS FIELD GOALS MADE**

Rk	Name	Team	GP	Total	Avg
1	AHMADI A	IRI	2	9	4.5
2	TAYLOR N	RSA	1	4	4.0
3	KOZAI H	JPN	1	3	3.0
4	SCHULTE P	USA	2	5	2.5
5	ANDERSON P	CAN	1	2	2.0
5	HALL J	GBR	1	2	2.0
5	HESAMY ZADEH Z	IRI	1	2	2.0
8	SCOTT M	USA	2	2	1.0
9	ALEXANDRE S	BRA	2	1	0.5
9	DAGHAGHELEPOUR A	IRI	2	1	0.5

**FREE THROWS % (3 attempts/game minimum)**

Rk	Name	Team	GP	M/A	%
1	ENG D	CAN	1	4/4	100.0
1	POLLOCK J	GBR	1	4/4	100.0
3	GHARIBLOO M	IRI	2	5/6	83.3
4	WALLIN D	SWE	2	4/5	80.0
5	AHMADI A	IRI	2	7/9	77.8
6	MEISHAR D	ISR	2	12/16	75.0
7	LINDEN J	SWE	1	3/4	75.0
8	ROZENBERG R	ISR	2	5/7	71.4
9	PASSIWAN D	GER	1	7/10	70.0
10	KOHLER-LENZ D	GER	1	4/6	66.7

**FREE THROWS MADE**

Rk	Name	Team	GP	Total	Avg
1	ANDERSON P	CAN	1	9	9.0
2	EVESON J	AUS	1	7	7.0
2	NORTJE R	RSA	1	7	7.0
2	PASSIWAN D	GER	1	7	7.0
5	MEISHAR D	ISR	2	12	6.0
6	SILVA E	BRA	2	11	5.5
7	HAIDARI H	SWE	2	9	4.5
8	ENG D	CAN	1	4	4.0
8	KOHLER-LENZ D	GER	1	4	4.0
8	POLLOCK J	GBR	1	4	4.0

1 more players tied

4 more players tied

**Note:**

All Players eligible for these statistics must have played at least 50% of all games

**Legend:**

%	Shooting Percentage	Avg	Average per Game	Def	Defensive Rebounds	GP	Games Played
M/A	Made/Attempt	Off	Offensive Rebounds	Rk	Rank		



## MEDALLISTS

GOLD	SILVER	BRONZE
<b>AUS-Australia</b> 4 EVESON Justin 5 SACHS Troy 6 STIBNERS Brett 7 NORRIS Shaun 8 HARTNETT Michael 9 KNOWLES Tristan 10 KING Adrian 11 SIMMONS Tige 12 MIZENS Grant 13 ALCOTT Dylan 14 DOWLER Brendan 15 NESS Brad	<b>CAN-Canada</b> 4 DUREPOS David 5 ROUILLARD Yvon 6 HEDGES Robert 7 PETER Richard 8 JOHNSON Joey 9 NORTON Ross 10 LANCIA Adam 11 BORISOFF Jaimie 12 ANDERSON Patrick 13 STOUTENBERG Chris 14 DINI Abditatch 15 ENG David	<b>GBR-Great Britain</b> 4 BESTWICK Joseph 5 BROWN Simon 6 HAYES Kevin 7 BYWATER Terence 8 MUNN Simon 9 POLLOCK Jon 10 JAMA Abdillah 11 BYRNE Matthew 12 BLAKE Andrew 13 FINBOW Peter 14 HALL Jonathan 15 OROGBEMI Ade



**TEAM ROSTER** As of 5 SEP 2008

球队名单

**AUS - AUSTRALIA**

No.	Name	Pos	Sport Class	Date of Birth	Club - Season 2007/2008	Int'l Games Played
4	EVESON Justin	F	4.5	10 JUN 1980	WHEELCATS, PERTH(AUS)	100
5	SACHS Troy	C	4.5	03 DEC 1975	WEST SYDNEY RAZORBACKS, SYDNEY(AUS)	254
6	STIBNERS Brett	F	4.0	25 JUN 1979	ROLLERHAWKS, WOLLONGONG(AUS)	25
7	NORRIS Shaun	F/G	3.0	02 APR 1985	WHEELCATS, PERTH(AUS)	82
8	HARTNETT Michael	G	1.0	03 JUN 1982	WHEELCATS, PERTH(AUS)	27
9	KNOWLES Tristan	F	4.0	25 APR 1983	ROLLERHAWKS, WOLLONGONG(AUS)	89
10	KING Adrian	F	2.0	25 NOV 1971	SPINNING BULLETS, BRISBANE(AUS)	125
11	SIMMONS Tige	G	1.0	05 MAY 1977	SPINNING BULLETS, BRISBANE(AUS)	46
12	MIZENS Grant	G	2.0	19 APR 1977	WEST SYDNEY RAZORBACKS, SYDNEY(AUS)	64
13	ALCOTT Dylan	G	1.0	04 DEC 1990	DANDENONG RANGERS, MELBOURNE(AUS)	17
14	DOWLER Brendan	G	1.0	31 JAN 1968	WEST SYDNEY RAZORBACKS, SYDNEY(AUS)	98
15	NESS Brad (C)	C	4.5	24 NOV 1974	WHEELCATS, PERTH(AUS)	105

**Team Average**

**86.0**

**Coach** ETTRIDGE Benjamin James  
**Assistant Coach** FRIDAY Craig Anthony

**Team Uniform Colour:**

**Light:** GOLD  
**Dark:** GREEN

**Note:**  
Number of international games played provided by NPC

**Legend:**  
(C) Captain                      **C**                      Centre                      **F**                      Forward                      **G**                      Guard  
Pos                      Playing Position



**TEAM ROSTER** As of 5 SEP 2008

球队名单

**BRA - BRAZIL**

No.	Name	Pos	Sport Class	Date of Birth	Club - Season 2007/2008	Int'l Games Played
4	SILVA Jose Ricardo (C)	G	1.5	09 APR 1976	FUNAD, JOAO PESSOA(BRA)	6
5	ROCA Heriberto	G	1.0	21 APR 1980	AGUIAS, SAO PAULO(BRA)	6
6	SILVA Erick	C	3.5	05 OCT 1978	CAD, S.J.DO RIO(BRA)	22
7	SILVA Jose Marcos	C	4.0	02 FEB 1970	AHC, SAO PAULO(BRA)	18
8	NUNES Irio	G	4.5	02 MAY 1980	ANDEF, RIO DE JANEIRO(BRA)	15
9	PESSOA Nilton	G	2.0	28 JAN 1976	AGUIAS, SAO PAULO(BRA)	8
10	SILVA SANDOVAL Francisco	C	3.0	15 APR 1975	ANDEF, RIO DE JANEIRO(BRA)	8
11	SILVA JUNIOR Gelson	F	3.5	06 MAR 1980	AHC, SAO PAULO(BRA)	1
12	LIMA Everaldo	G	2.5	24 JUL 1973	CAD, S.J.DO RIO(BRA)	0
13	MIRANDO Leandro	C	4.5	27 AUG 1982	CAD, S.J.DO RIO(BRA)	13
14	ALEXANDRE Sergio	F	2.0	13 JAN 1982	MAGIC HANDS, SAO PAULO(BRA)	0
15	SILVA Douglas	C	3.0	22 APR 1978	AGUIAS, SAO PAULO(BRA)	0

**Team Average**

**4.0**

**Coach** SILVA Itamar Luiz  
**Assistant Coach** SILVA SANTOS Sileno

**Team Uniform Colour:**

**Light:** GREEN

**Dark:** BLUE

**Note:**  
Number of international games played provided by NPC

**Legend:**  
(C) Captain                      **C**                      Centre                      **F**                      Forward                      **G**                      Guard  
Pos                      Playing Position



**TEAM ROSTER** As of 5 SEP 2008

球队名单

**CAN - CANADA**

No.	Name	Pos	Sport Class	Date of Birth	Club - Season 2007/2008	Int'l Games Played
4	DUREPOS David	F/G	3.5	14 JUL 1968	MILWAUKEE BUCKS, MILWAUKEE(USA)	0
5	ROUILLARD Yvon	F	3.0	19 APR 1972	CIVA, MONTREAL(CAN)	0
6	HEDGES Robert	F/G	2.5	05 JAN 1980	BC CABLE CARS, VANCOUVER(CAN)	0
7	PETER Richard	F/G	2.5	10 SEP 1972	BC CABLE CARS, VANCOUVER(CAN)	0
8	JOHNSON Joey	C	4.5	26 JUL 1975	LAN DILL, WETZLAR(GER)	0
9	NORTON Ross	F	2.0	20 APR 1973	NORTHERN LIGHTS, EDMONTON(CAN)	0
10	LANCIA Adam	F	4.5	17 JAN 1980	VARIETY VILLAGE, TORONTO(CAN)	0
11	BORISOFF Jaimie (C)	G	1.0	20 JUN 1970	BC CABLE CARS, VANCOUVER(CAN)	0
12	ANDERSON Patrick	F	4.5	22 AUG 1979	BC CABLE CARS, VANCOUVER(CAN)	0
13	STOUTENBERG Chris	G	1.0	13 SEP 1977	BURLINGTON, BURLINGTON(CAN)	0
14	DINI Abditatch	G	1.0	01 JUN 1981	VARIETY VILLAGE, TORONTO(CAN)	0
15	ENG David	F	4.5	21 NOV 1976	LAVAL, LAVAL(CAN)	0

**Team Average**

**0.0**

**Coach** FROGLEY Mile  
**Assistant Coach** BOWES Paul  
**Assistant Coach** TONELLO Jerry

**Team Uniform Colour:**

**Light:** WHITE

**Dark:** BLACK

**Note:**  
Number of international games played provided by NPC

**Legend:**  
(C) Captain                      **C**                      Centre                      **F**                      Forward                      **G**                      Guard  
Pos                      Playing Position



**TEAM ROSTER** As of 5 SEP 2008

球队名单

**CHN - CHINA**

No.	Name	Pos	Sport Class	Date of Birth	Club - Season 2007/2008	Int'l Games Played
4	CHEN Guojun	C	4.0	15 OCT 1983	JIANGSU, NANJING(CHN)	2
5	HUANG Xunan	F	4.0	30 APR 1985	LIAONING, SHENYANG(CHN)	8
6	YANG Lei	C	3.5	12 MAR 1983	BEIJING, BEIJING(CHN)	12
7	ZHANG Lei	C	4.5	04 JUL 1986	BEIJING, BEIJING(CHN)	3
8	DING Hai	C	4.5	20 DEC 1986	LIAONING, SHENYANG(CHN)	8
9	XU Hang	F	2.5	20 DEC 1987	JIANGSU, NANJING(CHN)	2
10	LIN Yin Hai	F	3.5	06 NOV 1986	GUANGDONG, GUANGZHOU(CHN)	2
11	QU Huanjian	F	2.0	16 MAY 1985	LIAONING, SHENYANG(CHN)	8
12	GUO Yandong	F/G	2.0	06 FEB 1987	BEIJING, BEIJING(CHN)	3
13	LI Pengcheng	G	2.0	04 DEC 1980	BEIJING, BEIJING(CHN)	8
14	CHEN Haijiang	G	2.0	07 JUN 1976	BEIJING, BEIJING(CHN)	8
15	CHEN Qi (C)	F/G	1.5	18 MAR 1976	GUANGDONG, GUANGZHOU(CHN)	9

**Team Average**

**1.5**

**Coach** XU Yuansheng  
**Assistant Coach** ZHAI Yongjun

**Team Uniform Colour:**  
**Light:** WHITE  
**Dark:** RED

**Note:**  
Number of international games played provided by NPC

**Legend:**  
(C) Captain                      **C**                      Centre                      **F**                      Forward                      **G**                      Guard  
Pos                      Playing Position



**TEAM ROSTER** As of 5 SEP 2008

球队名单

**GER - GERMANY**

No.	Name	Pos	Sport Class	Date of Birth	Club - Season 2007/2008	Int'l Games Played
4	LOHMANN Bjoern	F	1.0	03 MAY 1979	ASV BONN, BONN(GER)	36
5	SCHUERMANN Jens	F	1.0	30 NOV 1980	RSC OSNABRUCK, OSNABRUCK(GER)	64
6	QUALI Mimoun	F	3.0	22 APR 1975	RSC OSNABRUCK, OSNABRUCK(GER)	160
7	LEHMANN Lars	G	3.0	25 MAY 1977	RSC FRANKFURT, FRANKFURT(GER)	168
8	BIENEK Andre	C	3.0	31 OCT 1986	RSC FRANKFURT, FRANKFURT(GER)	50
9	FISCHER Florian	F/G	1.5	11 APR 1977	USC MUNCHEN, MUNCHEN(GER)	70
10	KRESS Andreas	C	3.5	26 JUN 1986	RSC FRANKFURT, FRANKFURT(GER)	10
11	PASSIWAN Dirk	F/G	4.5	13 OCT 1976	RSC TRIER, TRIER(GER)	33
12	WOLK Sebastian	C	4.0	31 JAN 1981	RSC FRANKFURT, FRANKFURT(GER)	77
13	CHRISTINK Lars (C)	G	2.0	14 JUL 1972	JENA CAPUTS, JENA(GER)	255
14	COSKUN Ahmet	F	4.0	11 MAR 1975	PORTO TORRES, PORTO TORRES(ITA)	190
15	KOHLER-LENZ Dirk	C	4.0	29 OCT 1967	RSV LAHN_DILL, LAHN_DILL(GER)	130

**Team Average**

**20.7**

**Coach** WIEGMANN Frits  
**Assistant Coach** MOERTL Sigg

**Team Uniform Colour:**

**Light:** WHITE

**Dark:** BLACK

**Note:**  
Number of international games played provided by NPC

**Legend:**  
(C) Captain                      **C**                      Centre                      **F**                      Forward                      **G**                      Guard  
Pos                      Playing Position



**TEAM ROSTER** As of 5 SEP 2008

球队名单

**GBR - GREAT BRITAIN**

No.	Name	Pos	Sport Class	Date of Birth	Club - Season 2007/2008	Int'l Games Played
4	BESTWICK Joseph	F	4.5	14 DEC 1984	COLOGNE, COLOGNE(GBR)	0
5	BROWN Simon	G	2.0	07 MAR 1986	MILTON KEYNES ACES, MILTON KEYNES(GBR)	0
6	HAYES Kevin	G	1.0	09 SEP 1963	SHEFFIELD STEELERS, SHEFFIELD(GBR)	0
7	BYWATER Terence	F	4.5	28 FEB 1983	SHEFFIELD STEELERS, SHEFFIELD(GBR)	0
8	MUNN Simon	F	4.0	31 JAN 1968	W. RHINOS, WOLVERHAMPTON(GBR)	0
9	POLLOCK Jon (C)	G	2.5	11 MAY 1977	SHEFFIELD STEELERS, SHEFFIELD(GBR)	0
10	JAMA Abdillah	G	1.0	01 NOV 1982	W. RHINOS, WOLVERHAMPTON(GBR)	0
11	BYRNE Matthew	G	1.5	08 OCT 1974	W. RHINOS, WOLVERHAMPTON(GBR)	0
12	BLAKE Andrew	F	2.5	18 APR 1972	MILTON KEYNES ACES, MILTON KEYNES(GBR)	0
13	FINBOW Peter	G	2.0	17 MAY 1975	OLDHAM OWLS, OLDHAM(GBR)	0
14	HALL Jonathan	G	3.0	13 MAR 1982	SHEFFIELD STEELERS, SHEFFIELD(GBR)	0
15	OROGBEMI Ade	G	2.5	11 MAY 1978	W. RHINOS, WOLVERHAMPTON(GBR)	0

**Team Average**

**0.0**

**Coach** TRESEDER Bernard Murray

**Assistant Coach** BHANIA Haj Singh

**Assistant Coach** THOMAS Sinclair Richford

**Team Uniform Colour:**

**Light:** WHITE

**Dark:** RED

**Note:**  
Number of international games played provided by NPC

**Legend:**  
(C) Captain      F Forward      G Guard      Pos Playing Position



**TEAM ROSTER** As of 5 SEP 2008

球队名单

**IRI - ISLAMIC REPUBLIC of IRAN**

No.	Name	Pos	Sport Class	Date of Birth	Club - Season 2007/2008	Int'l Games Played
4	BOLAGHINALOU Saman	F	1.0	04 DEC 1986	KHOUZESTAN COMMISSION, KHOUZESTAN(IRI)	0
5	HESAMY ZADEH Zakaria	G	2.5	16 JUL 1974	KHOUZESTAN COMMISSION, KHOUZESTAN(IRI)	0
6	MANSOURI Hakim	F	2.0	06 APR 1985	KHOUZESTAN COMMISSION, KHOUZESTAN(IRI)	0
7	AHMADI Ebrahim	C	4.0	02 OCT 1985	ZANJAN AZAD UNIVERSITY, ZANJAN(IRI)	0
8	DAGHAGHELEPOUR Ahmad	F	1.5	23 MAY 1982	KHOUZESTAN COMMISSION, KHOUZESTAN(IRI)	0
9	HOSSEIN POUR Esmaeel	F	1.5	29 SEP 1982	TABRIZ COMMISSION, TABRIZ(IRI)	0
10	AHMADI Alireza	G	3.0	25 JUL 1976	ZANJAN AZAD UNIVERSITY, ZANJAN(IRI)	0
11	NAMI Gholamreza (C)	F	1.0	24 SEP 1976	MASHHAD FARSHEH NEGIN, MASHHAD(IRI)	0
12	GHARIBLOO Morteza	C	4.0	13 AUG 1979	ZANJAN AZAD UNIVERSITY, ZANJAN(IRI)	0
13	SIEFI Bahman	F	2.0	04 APR 1986	ZANJAN AZAD UNIVERSITY, ZANJAN(IRI)	0
14	GHOLAM AZAD Vahid	C	4.5	16 SEP 1987	ZANJAN AZAD UNIVERSITY, ZANJAN(IRI)	0
15	TORFI MENESHIDI Adel	C	4.0	23 AUG 1977	KHOUZESTAN COMMISSION, KHOUZESTAN(IRI)	0

**Team Average**

**0.0**

**Coach** KAMRAVA Abdolghafour  
**Assistant Coach** ESHGH Kamal

**Team Uniform Colour:**

**Light:** WHITE

**Dark:** GREEN

**Note:**  
Number of international games played provided by NPC

**Legend:**  
(C) Captain                      **C**                      Centre                      **F**                      Forward                      **G**                      Guard  
Pos                      Playing Position



**TEAM ROSTER** As of 5 SEP 2008

球队名单

**ISR - ISRAEL**

No.	Name	Pos	Sport Class	Date of Birth	Club - Season 2007/2008	Int'l Games Played
4	SAR TOV Eyal	F	4.5	07 MAR 1962	KESSEM, HADREA(ISR)	50
5	DROR Lior	C	4.5	18 APR 1974	SANTA LOCCIA, RONE(ITA)	47
6	OTTOLENGHI Ariel	G	2.0	06 JUL 1963	TARANTO, TARANTO(ITA)	115
7	FURMAN Ron	G	1.0	27 NOV 1977	KESSEM, HADERA(ISR)	39
8	MEISHAR Dotan	F	4.0	05 APR 1969	BEIT HALOCHEM, TEL-AVIV(ISR)	71
9	ROZENBERG Roei	G	2.5	16 AUG 1971	SANTA LUCCIA, ROME(ITA)	80
10	LEHRMAN Avraham	G	2.0	12 OCT 1966	BEIT HACOCHER, TEL-AVIV(ISR)	47
11	DOR Oon Igal Allon	F	4.5	11 JUL 1984	WHITE WATER, WISCONSIN(USA)	32
12	HENDEL Liran	G	2.0	02 AUG 1973	KESSEM, HADERA(ISR)	87
13	HAIM Shay-Refael	G	2.0	26 OCT 1981	BEIT HALOCHEM, TEL-AVIV(ISR)	32
14	PHILIPPS Rotem (C)	F	4.0	24 MAY 1972	SANTO STEFANO, P. POTENZA(ITA)	47
15	DRAI David	G	1.0	31 OCT 1970	BEIT HALOCHEM, TEL-AVIV(ISR)	72

**Team Average**

**7.5**

**Coach** PINTO Ari  
**Assistant Coach** KLEIN Benyamin  
**Assistant Coach** ZAIDE Michael

**Team Uniform Colour:**  
**Light:** WHITE  
**Dark:** BLUE

**Note:**  
Number of international games played provided by NPC

**Legend:**  
(C) Captain                      **C**                      Centre                      **F**                      Forward                      **G**                      Guard  
Pos                      Playing Position



**TEAM ROSTER** As of 5 SEP 2008

球队名单

**JPN - JAPAN**

No.	Name	Pos	Sport Class	Date of Birth	Club - Season 2007/2008	Int'l Games Played
4	MIURA Fumiharu	G	2.5	09 AUG 1979	MIE CHARIOTS, MIE(JPN)	4
5	MORI Noriyuki	F	2.0	20 JUN 1971	CHIBA HOWKS, CHIBA(JPN)	15
6	MIYAJIMA Tetsuya	C	4.0	29 NOV 1988	TOYAMA WBC, TOYAMA(JPN)	10
7	SATO Satoshi	F	1.0	05 JUN 1976	NO EXCUSE, TOKYO(JPN)	2
8	KORETOMO Keisuke	G	3.0	13 OCT 1970	SHIMIZU MST, HYOGO(JPN)	29
9	KOZAI Hiroaki	F	3.5	14 JUL 1988	CHIBA HOWKS, CHIBA(JPN)	10
10	SUZUKI Akimasa	F	3.5	02 FEB 1977	CHIBA HOWKS, CHIBA(JPN)	8
11	FUJII Shingo (C)	G	1.5	02 JAN 1978	MIYAGI MAX, MIYAGI(JPN)	18
12	KYOYA Kazuyuki	G	1.0	13 AUG 1971	CHIBA HOWKS, CHIBA(JPN)	26
13	FUJIMOTO Reo	C	4.5	22 SEP 1983	MIYAGI MAX, MIYAGI(JPN)	10
14	OSHIMA Tomohiko	C	4.0	20 APR 1971	WORLD BBC, AICHI(JPN)	32
15	MAEDA Kenzo	F	4.5	10 JAN 1975	MORIMOTO BUNKABURO, KANAGAWA(JPN)	5

**Team Average**

**1.6**

**Coach** OKUHARA Akio  
**Assistant Coach** SAKANO Haruo

**Team Uniform Colour:**

**Light:** WHITE

**Dark:** BLUE

**Note:**  
Number of international games played provided by NPC

**Legend:**  
(C) Captain                      **C**                      Centre                      **F**                      Forward                      **G**                      Guard  
Pos                      Playing Position

**TEAM ROSTER** As of 5 SEP 2008

球队名单

**RSA - SOUTH AFRICA**

No.	Name	Pos	Sport Class	Date of Birth	Club - Season 2007/2008	Int'l Games Played
4	RETIEF Marcus	F	1.0	11 DEC 1975	EAGLES, JOHANNESBURG(RSA)	34
5	HARTNICK Shaun	F	1.0	21 NOV 1973	SAINTS, CAPE TOWN(RSA)	58
6	WILLIAMS Ralph	G	2.0	17 DEC 1969	SAINTS, CAPE TOWN(RSA)	67
7	TAYLOR Nicholas	G	2.0	18 JAN 1980	EAGLES, JOHANNESBURG(RSA)	46
8	GOVENDER Justin	F	1.0	21 MAY 1978	WINGS, DURBAN(RSA)	34
9	GUMBI Siphamandla	G	3.0	19 AUG 1975	WINGS, DURBAN(RSA)	38
10	PAPENFUS Marius (C)	G	2.5	30 OCT 1977	BLADERUNNERS, PRETORIA(RSA)	58
11	ZONKE Thandile	G	3.5	15 JUL 1982	LIONS, ORKNEY(RSA)	27
12	CURLE David Nathaniel	F	3.5	27 DEC 1981	PUMAS, PRETORIA(RSA)	37
13	WAITES Grant	F	4.0	13 MAR 1973	EAGLES, JOHANNESBURG(RSA)	28
14	NEL Jeremy	F	4.0	16 AUG 1973	WINGS, DURBAN(RSA)	22
15	NORTJE Richard	F	4.5	27 OCT 1980	BLADERUNNERS, PRETORIA(RSA)	58

**Team Average**

**4.2**

**Coach** SIERRA Vivian  
**Assistant Coach** MOSUOE Kelebone

**Team Uniform Colour:**

**Light:** GOLD  
**Dark:** GREEN

**Note:**  
Number of international games played provided by NPC

**Legend:**  
(C) Captain      F Forward      G Guard      Pos Playing Position



**TEAM ROSTER** As of 5 SEP 2008

球队名单

**SWE - SWEDEN**

No.	Name	Pos	Sport Class	Date of Birth	Club - Season 2007/2008	Int'l Games Played
4	NYLANDER Patrik	F	2.0	20 MAR 1980	NORRBACKA HIF, STOCKHOLM(SWE)	56
5	GUSTAVSSON Joachim	F	3.5	09 DEC 1971	NACKA HI, STOCKHOLM(SWE)	142
6	LARSSON Niclas	F	1.0	29 JAN 1969	NORRBACKA HIF, STOCKHOLM(SWE)	24
7	BYQVIST Per	C	3.0	18 FEB 1968	NORRBACKA HIF, STOCKHOLM(SWE)	16
8	ABLORH Enoch (C)	G	4.0	28 APR 1972	DALLAS, DALLAS(USA)	148
9	WALLIN Dan	C	4.0	29 SEP 1973	GOTEBORG RBK, GOTHENBORG(SWE)	74
10	HAIDARI Hussein	G	3.0	20 DEC 1978	GALATASARAY, ISTANBUL(TUR)	128
11	KOHLSTROM Peter	F	2.5	21 MAY 1975	NACKA HI, STOCKHOLM(SWE)	120
12	AKERBERG Thomas	F	3.0	15 JUN 1968	NORRKOPING DOLPHINS, NORRKOPING(SWE)	219
13	LARSSON Thomas	F	1.0	20 MAY 1969	GIULANOVA, GIULANOVA(ITA)	53
14	LINDEN Joakim	F	2.5	01 DEC 1988	NORRKOPING DOLPHINS, NORRKOPING(SWE)	14
15	MENG Robin	G	3.0	01 JUL 1990	ESKILSTUNA HIF, ESKILSTUNA(SWE)	12

**Team Average**

**7.6**

**Coach** LOPES Ines  
**Assistant Coach** ANDER Nils  
**Assistant Coach** ANDERSSON Lars Gunnar

**Team Uniform Colour:**

**Light:** YELLOW

**Dark:** BLUE

**Note:**  
Number of international games played provided by NPC

**Legend:**  
(C) Captain      C      Centre      F      Forward      G      Guard  
Pos      Playing Position





**TEAM ROSTER** As of 5 SEP 2008

球队名单

**USA - UNITED STATES of AMERICA**

No.	Name	Pos	Sport Class	Date of Birth	Club - Season 2007/2008	Int'l Games Played
4	BARBER Eric	G	1.0	07 DEC 1970	MILWAUKEE WC BUCK, MILWAUKEE, WI(USA)	4
5	PAYE Mikey (C)	G	3.0	24 APR 1983	RSV LAHN-DILL, WETZLAR, GERMANY(GER)	5
6	LESPERANCE Matt	G	1.0	23 MAY 1987	UW-WISCONSIN, WHITEWATER, WI(USA)	6
7	MAZZI Jaime	G	2.0	09 AUG 1981	UW-WISCONSIN, WHITEWATER, WI(USA)	7
8	COUNTS Jacob	F	3.5	24 JAN 1980	MILWAUKEE WC BUCK, MILWAUKEE, WI(USA)	8
9	SCOTT Matt	F	4.0	27 APR 1985	UW-WISCONSIN, WHITEWATER, WI(USA)	9
10	GLASBRENNER Jeff	C	4.5	20 JAN 1973	DALLAS WC MAVERICKS, DALLAS, TX(USA)	10
11	SERIO Steve	F	3.5	08 SEP 1987	U OF ILLINOIS, CHAMPAIGN, IL(USA)	11
12	NELMS Jay	G	2.5	11 NOV 1980	DALLAS WC MAVERICKS, DALLAS, TX(USA)	12
13	LADE Jeremy	G	2.5	06 JAN 1981	MILWAUKEE WC BUCK, MILWAUKEE, WI(USA)	13
14	SCHULTE Paul	G	3.0	05 APR 1979	DALLAS WC MAVERICKS, DALLAS, TX(USA)	14
15	CHAMBERS Joe	C	4.0	10 JAN 1982	UW-WISCONSIN, WHITEWATER, WI(USA)	15

**Team Average**

**0.8**

**Coach** WILSON Steve  
**Assistant Coach** CHYNOWETH Tracy  
**Assistant Coach** JACKSON Paul

**Team Uniform Colour:**  
**Light:** WHITE  
**Dark:** BLUE

**Note:**  
Number of international games played provided by NPC

**Legend:**  
(C) Captain                      **C**                      Centre                      **F**                      Forward                      **G**                      Guard  
Pos                      Playing Position



**TEAM ROSTER** As of 5 SEP 2008

球队名单

**AUS - AUSTRALIA**

No.	Name	Pos	Sport Class	Date of Birth	Club - Season 2007/2008	Int'l Games Played
4	EVESON Justin	F	4.5	10 JUN 1980	WHEELCATS, PERTH(AUS)	100
5	SACHS Troy	C	4.5	03 DEC 1975	WEST SYDNEY RAZORBACKS, SYDNEY(AUS)	254
6	STIBNERS Brett	F	4.0	25 JUN 1979	ROLLERHAWKS, WOLLONGONG(AUS)	25
7	NORRIS Shaun	F/G	3.0	02 APR 1985	WHEELCATS, PERTH(AUS)	82
8	HARTNETT Michael	G	1.0	03 JUN 1982	WHEELCATS, PERTH(AUS)	27
9	KNOWLES Tristan	F	4.0	25 APR 1983	ROLLERHAWKS, WOLLONGONG(AUS)	89
10	KING Adrian	F	2.0	25 NOV 1971	SPINNING BULLETS, BRISBANE(AUS)	125
11	SIMMONS Tige	G	1.0	05 MAY 1977	SPINNING BULLETS, BRISBANE(AUS)	46
12	MIZENS Grant	G	2.0	19 APR 1977	WEST SYDNEY RAZORBACKS, SYDNEY(AUS)	64
13	ALCOTT Dylan	G	1.0	04 DEC 1990	DANDENONG RANGERS, MELBOURNE(AUS)	17
14	DOWLER Brendan	G	1.0	31 JAN 1968	WEST SYDNEY RAZORBACKS, SYDNEY(AUS)	98
15	NESS Brad (C)	C	4.5	24 NOV 1974	WHEELCATS, PERTH(AUS)	105

**Team Average**

**86.0**

**Coach** ETTRIDGE Benjamin James  
**Assistant Coach** FRIDAY Craig Anthony

**Team Uniform Colour:**

**Light:** GOLD  
**Dark:** GREEN

**Note:**  
Number of international games played provided by NPC

**Legend:**  
(C) Captain                      **C**                      Centre                      **F**                      Forward                      **G**                      Guard  
Pos                      Playing Position



**TEAM ROSTER** As of 5 SEP 2008

球队名单

**BRA - BRAZIL**

No.	Name	Pos	Sport Class	Date of Birth	Club - Season 2007/2008	Int'l Games Played
4	SILVA Jose Ricardo (C)	G	1.5	09 APR 1976	FUNAD, JOAO PESSOA(BRA)	6
5	ROCA Heriberto	G	1.0	21 APR 1980	AGUIAS, SAO PAULO(BRA)	6
6	SILVA Erick	C	3.5	05 OCT 1978	CAD, S.J.DO RIO(BRA)	22
7	SILVA Jose Marcos	C	4.0	02 FEB 1970	AHC, SAO PAULO(BRA)	18
8	NUNES Irio	G	4.5	02 MAY 1980	ANDEF, RIO DE JANEIRO(BRA)	15
9	PESSOA Nilton	G	2.0	28 JAN 1976	AGUIAS, SAO PAULO(BRA)	8
10	SILVA SANDOVAL Francisco	C	3.0	15 APR 1975	ANDEF, RIO DE JANEIRO(BRA)	8
11	SILVA JUNIOR Gelson	F	3.5	06 MAR 1980	AHC, SAO PAULO(BRA)	1
12	LIMA Everaldo	G	2.5	24 JUL 1973	CAD, S.J.DO RIO(BRA)	0
13	MIRANDO Leandro	C	4.5	27 AUG 1982	CAD, S.J.DO RIO(BRA)	13
14	ALEXANDRE Sergio	F	2.0	13 JAN 1982	MAGIC HANDS, SAO PAULO(BRA)	0
15	SILVA Douglas	C	3.0	22 APR 1978	AGUIAS, SAO PAULO(BRA)	0

**Team Average**

**4.0**

**Coach** SILVA Itamar Luiz  
**Assistant Coach** SILVA SANTOS Sileno

**Team Uniform Colour:**

**Light:** GREEN

**Dark:** BLUE

**Note:**  
Number of international games played provided by NPC

**Legend:**  
(C) Captain                      **C**                      Centre                      **F**                      Forward                      **G**                      Guard  
Pos                      Playing Position



**TEAM ROSTER** As of 5 SEP 2008  
球队名单

**CAN - CANADA**

No.	Name	Pos	Sport Class	Date of Birth	Club - Season 2007/2008	Int'l Games Played
4	DUREPOS David	F/G	3.5	14 JUL 1968	MILWAUKEE BUCKS, MILWAUKEE(USA)	0
5	ROUILLARD Yvon	F	3.0	19 APR 1972	CIVA, MONTREAL(CAN)	0
6	HEDGES Robert	F/G	2.5	05 JAN 1980	BC CABLE CARS, VANCOUVER(CAN)	0
7	PETER Richard	F/G	2.5	10 SEP 1972	BC CABLE CARS, VANCOUVER(CAN)	0
8	JOHNSON Joey	C	4.5	26 JUL 1975	LAN DILL, WETZLAR(GER)	0
9	NORTON Ross	F	2.0	20 APR 1973	NORTHERN LIGHTS, EDMONTON(CAN)	0
10	LANCIA Adam	F	4.5	17 JAN 1980	VARIETY VILLAGE, TORONTO(CAN)	0
11	BORISOFF Jaimie (C)	G	1.0	20 JUN 1970	BC CABLE CARS, VANCOUVER(CAN)	0
12	ANDERSON Patrick	F	4.5	22 AUG 1979	BC CABLE CARS, VANCOUVER(CAN)	0
13	STOUTENBERG Chris	G	1.0	13 SEP 1977	BURLINGTON, BURLINGTON(CAN)	0
14	DINI Abditatch	G	1.0	01 JUN 1981	VARIETY VILLAGE, TORONTO(CAN)	0
15	ENG David	F	4.5	21 NOV 1976	LAVAL, LAVAL(CAN)	0

**Team Average**

**0.0**

**Coach** FROGLEY Mile  
**Assistant Coach** BOWES Paul  
**Assistant Coach** TONELLO Jerry

**Team Uniform Colour:**  
**Light:** WHITE  
**Dark:** BLACK

**Note:**  
Number of international games played provided by NPC

**Legend:**  
(C) Captain                      **C**                      Centre                      **F**                      Forward                      **G**                      Guard  
Pos                      Playing Position



**TEAM ROSTER** As of 5 SEP 2008

球队名单

**CHN - CHINA**

No.	Name	Pos	Sport Class	Date of Birth	Club - Season 2007/2008	Int'l Games Played
4	CHEN Guojun	C	4.0	15 OCT 1983	JIANGSU, NANJING(CHN)	2
5	HUANG Xunan	F	4.0	30 APR 1985	LIAONING, SHENYANG(CHN)	8
6	YANG Lei	C	3.5	12 MAR 1983	BEIJING, BEIJING(CHN)	12
7	ZHANG Lei	C	4.5	04 JUL 1986	BEIJING, BEIJING(CHN)	3
8	DING Hai	C	4.5	20 DEC 1986	LIAONING, SHENYANG(CHN)	8
9	XU Hang	F	2.5	20 DEC 1987	JIANGSU, NANJING(CHN)	2
10	LIN Yin Hai	F	3.5	06 NOV 1986	GUANGDONG, GUANGZHOU(CHN)	2
11	QU Huanjian	F	2.0	16 MAY 1985	LIAONING, SHENYANG(CHN)	8
12	GUO Yandong	F/G	2.0	06 FEB 1987	BEIJING, BEIJING(CHN)	3
13	LI Pengcheng	G	2.0	04 DEC 1980	BEIJING, BEIJING(CHN)	8
14	CHEN Haijiang	G	2.0	07 JUN 1976	BEIJING, BEIJING(CHN)	8
15	CHEN Qi (C)	F/G	1.5	18 MAR 1976	GUANGDONG, GUANGZHOU(CHN)	9

**Team Average**

**1.5**

**Coach** XU Yuansheng  
**Assistant Coach** ZHAI Yongjun

**Team Uniform Colour:**

**Light:** WHITE

**Dark:** RED

**Note:**  
Number of international games played provided by NPC

**Legend:**  
(C) Captain                      **C**                      Centre                      **F**                      Forward                      **G**                      Guard  
Pos                      Playing Position



**TEAM ROSTER** As of 5 SEP 2008

球队名单

**GER - GERMANY**

No.	Name	Pos	Sport Class	Date of Birth	Club - Season 2007/2008	Int'l Games Played
4	LOHMANN Bjoern	F	1.0	03 MAY 1979	ASV BONN, BONN(GER)	36
5	SCHUERMANN Jens	F	1.0	30 NOV 1980	RSC OSNABRUCK, OSNABRUCK(GER)	64
6	QUALI Mimoun	F	3.0	22 APR 1975	RSC OSNABRUCK, OSNABRUCK(GER)	160
7	LEHMANN Lars	G	3.0	25 MAY 1977	RSC FRANKFURT, FRANKFURT(GER)	168
8	BIENEK Andre	C	3.0	31 OCT 1986	RSC FRANKFURT, FRANKFURT(GER)	50
9	FISCHER Florian	F/G	1.5	11 APR 1977	USC MUNCHEN, MUNCHEN(GER)	70
10	KRESS Andreas	C	3.5	26 JUN 1986	RSC FRANKFURT, FRANKFURT(GER)	10
11	PASSIWAN Dirk	F/G	4.5	13 OCT 1976	RSC TRIER, TRIER(GER)	33
12	WOLK Sebastian	C	4.0	31 JAN 1981	RSC FRANKFURT, FRANKFURT(GER)	77
13	CHRISTINK Lars (C)	G	2.0	14 JUL 1972	JENA CAPUTS, JENA(GER)	255
14	COSKUN Ahmet	F	4.0	11 MAR 1975	PORTO TORRES, PORTO TORRES(ITA)	190
15	KOHLER-LENZ Dirk	C	4.0	29 OCT 1967	RSV LAHN_DILL, LAHN_DILL(GER)	130

**Team Average**

**20.7**

**Coach** WIEGMANN Frits  
**Assistant Coach** MOERTL Sigg

**Team Uniform Colour:**

**Light:** WHITE

**Dark:** BLACK

**Note:**  
Number of international games played provided by NPC

**Legend:**  
(C) Captain                      C                      Centre                      F                      Forward                      G                      Guard  
Pos                      Playing Position



**TEAM ROSTER** As of 5 SEP 2008

球队名单

**GBR - GREAT BRITAIN**

No.	Name	Pos	Sport Class	Date of Birth	Club - Season 2007/2008	Int'l Games Played
4	BESTWICK Joseph	F	4.5	14 DEC 1984	COLOGNE, COLOGNE(GBR)	0
5	BROWN Simon	G	2.0	07 MAR 1986	MILTON KEYNES ACES, MILTON KEYNES(GBR)	0
6	HAYES Kevin	G	1.0	09 SEP 1963	SHEFFIELD STEELERS, SHEFFIELD(GBR)	0
7	BYWATER Terence	F	4.5	28 FEB 1983	SHEFFIELD STEELERS, SHEFFIELD(GBR)	0
8	MUNN Simon	F	4.0	31 JAN 1968	W. RHINOS, WOLVERHAMPTON(GBR)	0
9	POLLOCK Jon (C)	G	2.5	11 MAY 1977	SHEFFIELD STEELERS, SHEFFIELD(GBR)	0
10	JAMA Abdillah	G	1.0	01 NOV 1982	W. RHINOS, WOLVERHAMPTON(GBR)	0
11	BYRNE Matthew	G	1.5	08 OCT 1974	W. RHINOS, WOLVERHAMPTON(GBR)	0
12	BLAKE Andrew	F	2.5	18 APR 1972	MILTON KEYNES ACES, MILTON KEYNES(GBR)	0
13	FINBOW Peter	G	2.0	17 MAY 1975	OLDHAM OWLS, OLDHAM(GBR)	0
14	HALL Jonathan	G	3.0	13 MAR 1982	SHEFFIELD STEELERS, SHEFFIELD(GBR)	0
15	OROGBEMI Ade	G	2.5	11 MAY 1978	W. RHINOS, WOLVERHAMPTON(GBR)	0

**Team Average**

**0.0**

**Coach** TRESEDER Bernard Murray

**Assistant Coach** BHANIA Haj Singh

**Assistant Coach** THOMAS Sinclair Richford

**Team Uniform Colour:**

**Light:** WHITE

**Dark:** RED

**Note:**  
Number of international games played provided by NPC

**Legend:**  
(C) Captain      F Forward      G Guard      Pos Playing Position



**TEAM ROSTER** As of 5 SEP 2008

球队名单

**IRI - ISLAMIC REPUBLIC of IRAN**

No.	Name	Pos	Sport Class	Date of Birth	Club - Season 2007/2008	Int'l Games Played
4	BOLAGHINALOU Saman	F	1.0	04 DEC 1986	KHOUZESTAN COMMISSION, KHOUZESTAN(IRI)	0
5	HESAMY ZADEH Zakaria	G	2.5	16 JUL 1974	KHOUZESTAN COMMISSION, KHOUZESTAN(IRI)	0
6	MANSOURI Hakim	F	2.0	06 APR 1985	KHOUZESTAN COMMISSION, KHOUZESTAN(IRI)	0
7	AHMADI Ebrahim	C	4.0	02 OCT 1985	ZANJAN AZAD UNIVERSITY, ZANJAN(IRI)	0
8	DAGHAGHELEPOUR Ahmad	F	1.5	23 MAY 1982	KHOUZESTAN COMMISSION, KHOUZESTAN(IRI)	0
9	HOSSEIN POUR Esmaeel	F	1.5	29 SEP 1982	TABRIZ COMMISSION, TABRIZ(IRI)	0
10	AHMADI Alireza	G	3.0	25 JUL 1976	ZANJAN AZAD UNIVERSITY, ZANJAN(IRI)	0
11	NAMI Gholamreza (C)	F	1.0	24 SEP 1976	MASHHAD FARSEH NEGIN, MASHHAD(IRI)	0
12	GHARIBLOO Morteza	C	4.0	13 AUG 1979	ZANJAN AZAD UNIVERSITY, ZANJAN(IRI)	0
13	SIEFI Bahman	F	2.0	04 APR 1986	ZANJAN AZAD UNIVERSITY, ZANJAN(IRI)	0
14	GHOLAM AZAD Vahid	C	4.5	16 SEP 1987	ZANJAN AZAD UNIVERSITY, ZANJAN(IRI)	0
15	TORFI MENESHIDI Adel	C	4.0	23 AUG 1977	KHOUZESTAN COMMISSION, KHOUZESTAN(IRI)	0

**Team Average**

**0.0**

**Coach** KAMRAVA Abdolghafour  
**Assistant Coach** ESHGH Kamal

**Team Uniform Colour:**

**Light:** WHITE

**Dark:** GREEN

**Note:**  
Number of international games played provided by NPC

**Legend:**  
(C) Captain                      **C**                      Centre                      **F**                      Forward                      **G**                      Guard  
Pos                      Playing Position





**TEAM ROSTER** As of 5 SEP 2008

球队名单

**ISR - ISRAEL**

No.	Name	Pos	Sport Class	Date of Birth	Club - Season 2007/2008	Int'l Games Played
4	SAR TOV Eyal	F	4.5	07 MAR 1962	KESSEM, HADREA(ISR)	50
5	DROR Lior	C	4.5	18 APR 1974	SANTA LOCCIA, RONE(ITA)	47
6	OTTOLENGHI Ariel	G	2.0	06 JUL 1963	TARANTO, TARANTO(ITA)	115
7	FURMAN Ron	G	1.0	27 NOV 1977	KESSEM, HADERA(ISR)	39
8	MEISHAR Dotan	F	4.0	05 APR 1969	BEIT HALOCHEM, TEL-AVIV(ISR)	71
9	ROZENBERG Roei	G	2.5	16 AUG 1971	SANTA LUCCIA, ROME(ITA)	80
10	LEHRMAN Avraham	G	2.0	12 OCT 1966	BEIT HACOCHAM, TEL-AVIV(ISR)	47
11	DOR Oon Igal Allon	F	4.5	11 JUL 1984	WHITE WATER, WISCONSIN(USA)	32
12	HENDEL Liran	G	2.0	02 AUG 1973	KESSEM, HADERA(ISR)	87
13	HAIM Shay-Refael	G	2.0	26 OCT 1981	BEIT HALOCHEM, TEL-AVIV(ISR)	32
14	PHILIPPS Rotem (C)	F	4.0	24 MAY 1972	SANTO STEFANO, P. POTENZA(ITA)	47
15	DRAI David	G	1.0	31 OCT 1970	BEIT HALOCHEM, TEL-AVIV(ISR)	72

**Team Average**

**7.5**

**Coach** PINTO Ari  
**Assistant Coach** KLEIN Benyamin  
**Assistant Coach** ZAIDE Michael

**Team Uniform Colour:**

**Light:** WHITE

**Dark:** BLUE

**Note:**  
Number of international games played provided by NPC

**Legend:**  
(C) Captain                      **C**                      Centre                      **F**                      Forward                      **G**                      Guard  
Pos                      Playing Position



**TEAM ROSTER** As of 5 SEP 2008

球队名单

**JPN - JAPAN**

No.	Name	Pos	Sport Class	Date of Birth	Club - Season 2007/2008	Int'l Games Played
4	MIURA Fumiharu	G	2.5	09 AUG 1979	MIE CHARIOTS, MIE(JPN)	4
5	MORI Noriyuki	F	2.0	20 JUN 1971	CHIBA HOWKS, CHIBA(JPN)	15
6	MIYAJIMA Tetsuya	C	4.0	29 NOV 1988	TOYAMA WBC, TOYAMA(JPN)	10
7	SATO Satoshi	F	1.0	05 JUN 1976	NO EXCUSE, TOKYO(JPN)	2
8	KORETOMO Keisuke	G	3.0	13 OCT 1970	SHIMIZU MST, HYOGO(JPN)	29
9	KOZAI Hiroaki	F	3.5	14 JUL 1988	CHIBA HOWKS, CHIBA(JPN)	10
10	SUZUKI Akimasa	F	3.5	02 FEB 1977	CHIBA HOWKS, CHIBA(JPN)	8
11	FUJII Shingo (C)	G	1.5	02 JAN 1978	MIYAGI MAX, MIYAGI(JPN)	18
12	KYOYA Kazuyuki	G	1.0	13 AUG 1971	CHIBA HOWKS, CHIBA(JPN)	26
13	FUJIMOTO Reo	C	4.5	22 SEP 1983	MIYAGI MAX, MIYAGI(JPN)	10
14	OSHIMA Tomohiko	C	4.0	20 APR 1971	WORLD BBC, AICHI(JPN)	32
15	MAEDA Kenzo	F	4.5	10 JAN 1975	MORIMOTO BUNKABURO, KANAGAWA(JPN)	5

**Team Average**

**1.6**

**Coach** OKUHARA Akio  
**Assistant Coach** SAKANO Haruo

**Team Uniform Colour:**

**Light:** WHITE

**Dark:** BLUE

**Note:**  
Number of international games played provided by NPC

**Legend:**  
(C) Captain                      **C**                      Centre                      **F**                      Forward                      **G**                      Guard  
Pos                      Playing Position

**TEAM ROSTER** As of 5 SEP 2008

球队名单

**RSA - SOUTH AFRICA**

No.	Name	Pos	Sport Class	Date of Birth	Club - Season 2007/2008	Int'l Games Played
4	RETIEF Marcus	F	1.0	11 DEC 1975	EAGLES, JOHANNESBURG(RSA)	34
5	HARTNICK Shaun	F	1.0	21 NOV 1973	SAINTS, CAPE TOWN(RSA)	58
6	WILLIAMS Ralph	G	2.0	17 DEC 1969	SAINTS, CAPE TOWN(RSA)	67
7	TAYLOR Nicholas	G	2.0	18 JAN 1980	EAGLES, JOHANNESBURG(RSA)	46
8	GOVENDER Justin	F	1.0	21 MAY 1978	WINGS, DURBAN(RSA)	34
9	GUMBI Siphamandla	G	3.0	19 AUG 1975	WINGS, DURBAN(RSA)	38
10	PAPENFUS Marius (C)	G	2.5	30 OCT 1977	BLADERUNNERS, PRETORIA(RSA)	58
11	ZONKE Thandile	G	3.5	15 JUL 1982	LIONS, ORKNEY(RSA)	27
12	CURLE David Nathaniel	F	3.5	27 DEC 1981	PUMAS, PRETORIA(RSA)	37
13	WAITES Grant	F	4.0	13 MAR 1973	EAGLES, JOHANNESBURG(RSA)	28
14	NEL Jeremy	F	4.0	16 AUG 1973	WINGS, DURBAN(RSA)	22
15	NORTJE Richard	F	4.5	27 OCT 1980	BLADERUNNERS, PRETORIA(RSA)	58

**Team Average**

**4.2**

**Coach** SIERRA Vivian  
**Assistant Coach** MOSUOE Kelebone

**Team Uniform Colour:**

**Light:** GOLD  
**Dark:** GREEN

**Note:**  
Number of international games played provided by NPC

**Legend:**  
(C) Captain      F Forward      G Guard      Pos Playing Position



**TEAM ROSTER** As of 5 SEP 2008

球队名单

**SWE - SWEDEN**

No.	Name	Pos	Sport Class	Date of Birth	Club - Season 2007/2008	Int'l Games Played
4	NYLANDER Patrik	F	2.0	20 MAR 1980	NORRBACKA HIF, STOCKHOLM(SWE)	56
5	GUSTAVSSON Joachim	F	3.5	09 DEC 1971	NACKA HI, STOCKHOLM(SWE)	142
6	LARSSON Niclas	F	1.0	29 JAN 1969	NORRBACKA HIF, STOCKHOLM(SWE)	24
7	BYQVIST Per	C	3.0	18 FEB 1968	NORRBACKA HIF, STOCKHOLM(SWE)	16
8	ABLORH Enoch (C)	G	4.0	28 APR 1972	DALLAS, DALLAS(USA)	148
9	WALLIN Dan	C	4.0	29 SEP 1973	GOTEBORG RBK, GOTHENBORG(SWE)	74
10	HAIDARI Hussein	G	3.0	20 DEC 1978	GALATASARAY, ISTANBUL(TUR)	128
11	KOHLSTROM Peter	F	2.5	21 MAY 1975	NACKA HI, STOCKHOLM(SWE)	120
12	AKERBERG Thomas	F	3.0	15 JUN 1968	NORRKOPING DOLPHINS, NORRKOPING(SWE)	219
13	LARSSON Thomas	F	1.0	20 MAY 1969	GIULANOVA, GIULANOVA(ITA)	53
14	LINDEN Joakim	F	2.5	01 DEC 1988	NORRKOPING DOLPHINS, NORRKOPING(SWE)	14
15	MENG Robin	G	3.0	01 JUL 1990	ESKILSTUNA HIF, ESKILSTUNA(SWE)	12

**Team Average**

**7.6**

**Coach** LOPES Ines  
**Assistant Coach** ANDER Nils  
**Assistant Coach** ANDERSSON Lars Gunnar

**Team Uniform Colour:**

**Light:** YELLOW

**Dark:** BLUE

**Note:**  
Number of international games played provided by NPC

**Legend:**  
(C) Captain                      **C**                      Centre                      **F**                      Forward                      **G**                      Guard  
Pos                      Playing Position



**TEAM ROSTER** As of 5 SEP 2008

球队名单

**USA - UNITED STATES of AMERICA**

No.	Name	Pos	Sport Class	Date of Birth	Club - Season 2007/2008	Int'l Games Played
4	BARBER Eric	G	1.0	07 DEC 1970	MILWAUKEE WC BUCK, MILWAUKEE, WI(USA)	4
5	PAYE Mikey (C)	G	3.0	24 APR 1983	RSV LAHN-DILL, WETZLAR, GERMANY(GER)	5
6	LESPERANCE Matt	G	1.0	23 MAY 1987	UW-WISCONSIN, WHITEWATER, WI(USA)	6
7	MAZZI Jaime	G	2.0	09 AUG 1981	UW-WISCONSIN, WHITEWATER, WI(USA)	7
8	COUNTS Jacob	F	3.5	24 JAN 1980	MILWAUKEE WC BUCK, MILWAUKEE, WI(USA)	8
9	SCOTT Matt	F	4.0	27 APR 1985	UW-WISCONSIN, WHITEWATER, WI(USA)	9
10	GLASBRENNER Jeff	C	4.5	20 JAN 1973	DALLAS WC MAVERICKS, DALLAS, TX(USA)	10
11	SERIO Steve	F	3.5	08 SEP 1987	U OF ILLINOIS, CHAMPAIGN, IL(USA)	11
12	NELMS Jay	G	2.5	11 NOV 1980	DALLAS WC MAVERICKS, DALLAS, TX(USA)	12
13	LADE Jeremy	G	2.5	06 JAN 1981	MILWAUKEE WC BUCK, MILWAUKEE, WI(USA)	13
14	SCHULTE Paul	G	3.0	05 APR 1979	DALLAS WC MAVERICKS, DALLAS, TX(USA)	14
15	CHAMBERS Joe	C	4.0	10 JAN 1982	UW-WISCONSIN, WHITEWATER, WI(USA)	15

**Team Average**

**0.8**

**Coach** WILSON Steve  
**Assistant Coach** CHYNOWETH Tracy  
**Assistant Coach** JACKSON Paul

**Team Uniform Colour:**  
**Light:** WHITE  
**Dark:** BLUE

**Note:**  
Number of international games played provided by NPC

**Legend:**  
(C) Captain                      **C**                      Centre                      **F**                      Forward                      **G**                      Guard  
Pos                      Playing Position



**TEAM ROSTER** As of 5 SEP 2008

球队名单

**AUS - AUSTRALIA**

No.	Name	Pos	Sport Class	Date of Birth	Club - Season 2007/2008	Int'l Games Played
4	EVESON Justin	F	4.5	10 JUN 1980	WHEELCATS, PERTH(AUS)	100
5	SACHS Troy	C	4.5	03 DEC 1975	WEST SYDNEY RAZORBACKS, SYDNEY(AUS)	254
6	STIBNERS Brett	F	4.0	25 JUN 1979	ROLLERHAWKS, WOLLONGONG(AUS)	25
7	NORRIS Shaun	F/G	3.0	02 APR 1985	WHEELCATS, PERTH(AUS)	82
8	HARTNETT Michael	G	1.0	03 JUN 1982	WHEELCATS, PERTH(AUS)	27
9	KNOWLES Tristan	F	4.0	25 APR 1983	ROLLERHAWKS, WOLLONGONG(AUS)	89
10	KING Adrian	F	2.0	25 NOV 1971	SPINNING BULLETS, BRISBANE(AUS)	125
11	SIMMONS Tige	G	1.0	05 MAY 1977	SPINNING BULLETS, BRISBANE(AUS)	46
12	MIZENS Grant	G	2.0	19 APR 1977	WEST SYDNEY RAZORBACKS, SYDNEY(AUS)	64
13	ALCOTT Dylan	G	1.0	04 DEC 1990	DANDENONG RANGERS, MELBOURNE(AUS)	17
14	DOWLER Brendan	G	1.0	31 JAN 1968	WEST SYDNEY RAZORBACKS, SYDNEY(AUS)	98
15	NESS Brad (C)	C	4.5	24 NOV 1974	WHEELCATS, PERTH(AUS)	105

**Team Average**

**86.0**

**Coach** ETTRIDGE Benjamin James  
**Assistant Coach** FRIDAY Craig Anthony

**Team Uniform Colour:**

**Light:** GOLD  
**Dark:** GREEN

**Note:**  
Number of international games played provided by NPC

**Legend:**  
(C) Captain                      **C**                      Centre                      **F**                      Forward                      **G**                      Guard  
Pos                      Playing Position



**TEAM ROSTER** As of 5 SEP 2008

球队名单

**BRA - BRAZIL**

No.	Name	Pos	Sport Class	Date of Birth	Club - Season 2007/2008	Int'l Games Played
4	SILVA Jose Ricardo (C)	G	1.5	09 APR 1976	FUNAD, JOAO PESSOA(BRA)	6
5	ROCA Heriberto	G	1.0	21 APR 1980	AGUIAS, SAO PAULO(BRA)	6
6	SILVA Erick	C	3.5	05 OCT 1978	CAD, S.J.DO RIO(BRA)	22
7	SILVA Jose Marcos	C	4.0	02 FEB 1970	AHC, SAO PAULO(BRA)	18
8	NUNES Irio	G	4.5	02 MAY 1980	ANDEF, RIO DE JANEIRO(BRA)	15
9	PESSOA Nilton	G	2.0	28 JAN 1976	AGUIAS, SAO PAULO(BRA)	8
10	SILVA SANDOVAL Francisco	C	3.0	15 APR 1975	ANDEF, RIO DE JANEIRO(BRA)	8
11	SILVA JUNIOR Gelson	F	3.5	06 MAR 1980	AHC, SAO PAULO(BRA)	1
12	LIMA Everaldo	G	2.5	24 JUL 1973	CAD, S.J.DO RIO(BRA)	0
13	MIRANDO Leandro	C	4.5	27 AUG 1982	CAD, S.J.DO RIO(BRA)	13
14	ALEXANDRE Sergio	F	2.0	13 JAN 1982	MAGIC HANDS, SAO PAULO(BRA)	0
15	SILVA Douglas	C	3.0	22 APR 1978	AGUIAS, SAO PAULO(BRA)	0

**Team Average**

**4.0**

**Coach** SILVA Itamar Luiz  
**Assistant Coach** SILVA SANTOS Sileno

**Team Uniform Colour:**

**Light:** GREEN

**Dark:** BLUE

**Note:**  
Number of international games played provided by NPC

**Legend:**  
(C) Captain                      **C**                      Centre                      **F**                      Forward                      **G**                      Guard  
Pos                      Playing Position



**TEAM ROSTER** As of 5 SEP 2008

球队名单

**CAN - CANADA**

No.	Name	Pos	Sport Class	Date of Birth	Club - Season 2007/2008	Int'l Games Played
4	DUREPOS David	F/G	3.5	14 JUL 1968	MILWAUKEE BUCKS, MILWAUKEE(USA)	0
5	ROUILLARD Yvon	F	3.0	19 APR 1972	CIVA, MONTREAL(CAN)	0
6	HEDGES Robert	F/G	2.5	05 JAN 1980	BC CABLE CARS, VANCOUVER(CAN)	0
7	PETER Richard	F/G	2.5	10 SEP 1972	BC CABLE CARS, VANCOUVER(CAN)	0
8	JOHNSON Joey	C	4.5	26 JUL 1975	LAN DILL, WETZLAR(GER)	0
9	NORTON Ross	F	2.0	20 APR 1973	NORTHERN LIGHTS, EDMONTON(CAN)	0
10	LANCIA Adam	F	4.5	17 JAN 1980	VARIETY VILLAGE, TORONTO(CAN)	0
11	BORISOFF Jaimie (C)	G	1.0	20 JUN 1970	BC CABLE CARS, VANCOUVER(CAN)	0
12	ANDERSON Patrick	F	4.5	22 AUG 1979	BC CABLE CARS, VANCOUVER(CAN)	0
13	STOUTENBERG Chris	G	1.0	13 SEP 1977	BURLINGTON, BURLINGTON(CAN)	0
14	DINI Abditatch	G	1.0	01 JUN 1981	VARIETY VILLAGE, TORONTO(CAN)	0
15	ENG David	F	4.5	21 NOV 1976	LAVAL, LAVAL(CAN)	0

**Team Average**

**0.0**

**Coach** FROGLEY Mile  
**Assistant Coach** BOWES Paul  
**Assistant Coach** TONELLO Jerry

**Team Uniform Colour:**

**Light:** WHITE

**Dark:** BLACK

**Note:**  
Number of international games played provided by NPC

**Legend:**  
(C) Captain                      **C**                      Centre                      **F**                      Forward                      **G**                      Guard  
Pos                      Playing Position





**TEAM ROSTER** As of 5 SEP 2008

球队名单

**CHN - CHINA**

No.	Name	Pos	Sport Class	Date of Birth	Club - Season 2007/2008	Int'l Games Played
4	CHEN Guojun	C	4.0	15 OCT 1983	JIANGSU, NANJING(CHN)	2
5	HUANG Xunan	F	4.0	30 APR 1985	LIAONING, SHENYANG(CHN)	8
6	YANG Lei	C	3.5	12 MAR 1983	BEIJING, BEIJING(CHN)	12
7	ZHANG Lei	C	4.5	04 JUL 1986	BEIJING, BEIJING(CHN)	3
8	DING Hai	C	4.5	20 DEC 1986	LIAONING, SHENYANG(CHN)	8
9	XU Hang	F	2.5	20 DEC 1987	JIANGSU, NANJING(CHN)	2
10	LIN Yin Hai	F	3.5	06 NOV 1986	GUANGDONG, GUANGZHOU(CHN)	2
11	QU Huanjian	F	2.0	16 MAY 1985	LIAONING, SHENYANG(CHN)	8
12	GUO Yandong	F/G	2.0	06 FEB 1987	BEIJING, BEIJING(CHN)	3
13	LI Pengcheng	G	2.0	04 DEC 1980	BEIJING, BEIJING(CHN)	8
14	CHEN Haijiang	G	2.0	07 JUN 1976	BEIJING, BEIJING(CHN)	8
15	CHEN Qi (C)	F/G	1.5	18 MAR 1976	GUANGDONG, GUANGZHOU(CHN)	9

**Team Average**

**1.5**

**Coach** XU Yuansheng  
**Assistant Coach** ZHAI Yongjun

**Team Uniform Colour:**  
**Light:** WHITE  
**Dark:** RED

**Note:**  
Number of international games played provided by NPC

**Legend:**  
(C) Captain                      **C**                      Centre                      **F**                      Forward                      **G**                      Guard  
Pos                      Playing Position



**TEAM ROSTER** As of 5 SEP 2008

球队名单

**GER - GERMANY**

No.	Name	Pos	Sport Class	Date of Birth	Club - Season 2007/2008	Int'l Games Played
4	LOHMANN Bjoern	F	1.0	03 MAY 1979	ASV BONN, BONN(GER)	36
5	SCHUERMANN Jens	F	1.0	30 NOV 1980	RSC OSNABRUCK, OSNABRUCK(GER)	64
6	QUALI Mimoun	F	3.0	22 APR 1975	RSC OSNABRUCK, OSNABRUCK(GER)	160
7	LEHMANN Lars	G	3.0	25 MAY 1977	RSC FRANKFURT, FRANKFURT(GER)	168
8	BIENEK Andre	C	3.0	31 OCT 1986	RSC FRANKFURT, FRANKFURT(GER)	50
9	FISCHER Florian	F/G	1.5	11 APR 1977	USC MUNCHEN, MUNCHEN(GER)	70
10	KRESS Andreas	C	3.5	26 JUN 1986	RSC FRANKFURT, FRANKFURT(GER)	10
11	PASSIWAN Dirk	F/G	4.5	13 OCT 1976	RSC TRIER, TRIER(GER)	33
12	WOLK Sebastian	C	4.0	31 JAN 1981	RSC FRANKFURT, FRANKFURT(GER)	77
13	CHRISTINK Lars (C)	G	2.0	14 JUL 1972	JENA CAPUTS, JENA(GER)	255
14	COSKUN Ahmet	F	4.0	11 MAR 1975	PORTO TORRES, PORTO TORRES(ITA)	190
15	KOHLER-LENZ Dirk	C	4.0	29 OCT 1967	RSV LAHN_DILL, LAHN_DILL(GER)	130

**Team Average**

**20.7**

**Coach** WIEGMANN Frits  
**Assistant Coach** MOERTL Sigg

**Team Uniform Colour:**  
**Light:** WHITE  
**Dark:** BLACK

**Note:**  
Number of international games played provided by NPC

**Legend:**  
(C) Captain                      **C**              Centre                      **F**              Forward                      **G**              Guard  
Pos              Playing Position



**TEAM ROSTER** As of 5 SEP 2008

球队名单

**GBR - GREAT BRITAIN**

No.	Name	Pos	Sport Class	Date of Birth	Club - Season 2007/2008	Int'l Games Played
4	BESTWICK Joseph	F	4.5	14 DEC 1984	COLOGNE, COLOGNE(GBR)	0
5	BROWN Simon	G	2.0	07 MAR 1986	MILTON KEYNES ACES, MILTON KEYNES(GBR)	0
6	HAYES Kevin	G	1.0	09 SEP 1963	SHEFFIELD STEELERS, SHEFFIELD(GBR)	0
7	BYWATER Terence	F	4.5	28 FEB 1983	SHEFFIELD STEELERS, SHEFFIELD(GBR)	0
8	MUNN Simon	F	4.0	31 JAN 1968	W. RHINOS, WOLVERHAMPTON(GBR)	0
9	POLLOCK Jon (C)	G	2.5	11 MAY 1977	SHEFFIELD STEELERS, SHEFFIELD(GBR)	0
10	JAMA Abdillah	G	1.0	01 NOV 1982	W. RHINOS, WOLVERHAMPTON(GBR)	0
11	BYRNE Matthew	G	1.5	08 OCT 1974	W. RHINOS, WOLVERHAMPTON(GBR)	0
12	BLAKE Andrew	F	2.5	18 APR 1972	MILTON KEYNES ACES, MILTON KEYNES(GBR)	0
13	FINBOW Peter	G	2.0	17 MAY 1975	OLDHAM OWLS, OLDHAM(GBR)	0
14	HALL Jonathan	G	3.0	13 MAR 1982	SHEFFIELD STEELERS, SHEFFIELD(GBR)	0
15	OROGBEMI Ade	G	2.5	11 MAY 1978	W. RHINOS, WOLVERHAMPTON(GBR)	0

**Team Average**

**0.0**

**Coach** TRESEDER Bernard Murray

**Assistant Coach** BHANIA Haj Singh

**Assistant Coach** THOMAS Sinclair Richford

**Team Uniform Colour:**

**Light:** WHITE

**Dark:** RED

**Note:**  
Number of international games played provided by NPC

**Legend:**  
(C) Captain      F Forward      G Guard      Pos Playing Position



**TEAM ROSTER** As of 5 SEP 2008

球队名单

**IRI - ISLAMIC REPUBLIC of IRAN**

No.	Name	Pos	Sport Class	Date of Birth	Club - Season 2007/2008	Int'l Games Played
4	BOLAGHINALOU Saman	F	1.0	04 DEC 1986	KHOUZESTAN COMMISSION, KHOUZESTAN(IRI)	0
5	HESAMY ZADEH Zakaria	G	2.5	16 JUL 1974	KHOUZESTAN COMMISSION, KHOUZESTAN(IRI)	0
6	MANSOURI Hakim	F	2.0	06 APR 1985	KHOUZESTAN COMMISSION, KHOUZESTAN(IRI)	0
7	AHMADI Ebrahim	C	4.0	02 OCT 1985	ZANJAN AZAD UNIVERSITY, ZANJAN(IRI)	0
8	DAGHAGHELEPOUR Ahmad	F	1.5	23 MAY 1982	KHOUZESTAN COMMISSION, KHOUZESTAN(IRI)	0
9	HOSSEIN POUR Esmaeel	F	1.5	29 SEP 1982	TABRIZ COMMISSION, TABRIZ(IRI)	0
10	AHMADI Alireza	G	3.0	25 JUL 1976	ZANJAN AZAD UNIVERSITY, ZANJAN(IRI)	0
11	NAMI Gholamreza (C)	F	1.0	24 SEP 1976	MASHHAD FARSHEH NEGIN, MASHHAD(IRI)	0
12	GHARIBLOO Morteza	C	4.0	13 AUG 1979	ZANJAN AZAD UNIVERSITY, ZANJAN(IRI)	0
13	SIEFI Bahman	F	2.0	04 APR 1986	ZANJAN AZAD UNIVERSITY, ZANJAN(IRI)	0
14	GHOLAM AZAD Vahid	C	4.5	16 SEP 1987	ZANJAN AZAD UNIVERSITY, ZANJAN(IRI)	0
15	TORFI MENESHIDI Adel	C	4.0	23 AUG 1977	KHOUZESTAN COMMISSION, KHOUZESTAN(IRI)	0

**Team Average**

**0.0**

**Coach** KAMRAVA Abdolghafour  
**Assistant Coach** ESHGH Kamal

**Team Uniform Colour:**

**Light:** WHITE

**Dark:** GREEN

**Note:**  
Number of international games played provided by NPC

**Legend:**  
(C) Captain                      **C**                      Centre                      **F**                      Forward                      **G**                      Guard  
Pos                      Playing Position



**TEAM ROSTER** As of 5 SEP 2008

球队名单

**ISR - ISRAEL**

No.	Name	Pos	Sport Class	Date of Birth	Club - Season 2007/2008	Int'l Games Played
4	SAR TOV Eyal	F	4.5	07 MAR 1962	KESSEM, HADREA(ISR)	50
5	DROR Lior	C	4.5	18 APR 1974	SANTA LOCCIA, RONE(ITA)	47
6	OTTOLENGHI Ariel	G	2.0	06 JUL 1963	TARANTO, TARANTO(ITA)	115
7	FURMAN Ron	G	1.0	27 NOV 1977	KESSEM, HADERA(ISR)	39
8	MEISHAR Dotan	F	4.0	05 APR 1969	BEIT HALOCHEM, TEL-AVIV(ISR)	71
9	ROZENBERG Roei	G	2.5	16 AUG 1971	SANTA LUCCIA, ROME(ITA)	80
10	LEHRMAN Avraham	G	2.0	12 OCT 1966	BEIT HACOCHAM, TEL-AVIV(ISR)	47
11	DOR Oon Igal Allon	F	4.5	11 JUL 1984	WHITE WATER, WISCONSIN(USA)	32
12	HENDEL Liran	G	2.0	02 AUG 1973	KESSEM, HADERA(ISR)	87
13	HAIM Shay-Refael	G	2.0	26 OCT 1981	BEIT HALOCHEM, TEL-AVIV(ISR)	32
14	PHILIPPS Rotem (C)	F	4.0	24 MAY 1972	SANTO STEFANO, P. POTENZA(ITA)	47
15	DRAI David	G	1.0	31 OCT 1970	BEIT HALOCHEM, TEL-AVIV(ISR)	72

**Team Average**

**7.5**

**Coach** PINTO Ari  
**Assistant Coach** KLEIN Benyamin  
**Assistant Coach** ZAIDE Michael

**Team Uniform Colour:**  
**Light:** WHITE  
**Dark:** BLUE

**Note:**  
Number of international games played provided by NPC

**Legend:**  
(C) Captain                      **C**                      Centre                      **F**                      Forward                      **G**                      Guard  
Pos                      Playing Position



**TEAM ROSTER** As of 5 SEP 2008

球队名单

**JPN - JAPAN**

No.	Name	Pos	Sport Class	Date of Birth	Club - Season 2007/2008	Int'l Games Played
4	MIURA Fumiharu	G	2.5	09 AUG 1979	MIE CHARIOTS, MIE(JPN)	4
5	MORI Noriyuki	F	2.0	20 JUN 1971	CHIBA HOWKS, CHIBA(JPN)	15
6	MIYAJIMA Tetsuya	C	4.0	29 NOV 1988	TOYAMA WBC, TOYAMA(JPN)	10
7	SATO Satoshi	F	1.0	05 JUN 1976	NO EXCUSE, TOKYO(JPN)	2
8	KORETOMO Keisuke	G	3.0	13 OCT 1970	SHIMIZU MST, HYOGO(JPN)	29
9	KOZAI Hiroaki	F	3.5	14 JUL 1988	CHIBA HOWKS, CHIBA(JPN)	10
10	SUZUKI Akimasa	F	3.5	02 FEB 1977	CHIBA HOWKS, CHIBA(JPN)	8
11	FUJII Shingo (C)	G	1.5	02 JAN 1978	MIYAGI MAX, MIYAGI(JPN)	18
12	KYOYA Kazuyuki	G	1.0	13 AUG 1971	CHIBA HOWKS, CHIBA(JPN)	26
13	FUJIMOTO Reo	C	4.5	22 SEP 1983	MIYAGI MAX, MIYAGI(JPN)	10
14	OSHIMA Tomohiko	C	4.0	20 APR 1971	WORLD BBC, AICHI(JPN)	32
15	MAEDA Kenzo	F	4.5	10 JAN 1975	MORIMOTO BUNKABURO, KANAGAWA(JPN)	5

**Team Average**

**1.6**

**Coach** OKUHARA Akio  
**Assistant Coach** SAKANO Haruo

**Team Uniform Colour:**

**Light:** WHITE

**Dark:** BLUE

**Note:**  
Number of international games played provided by NPC

**Legend:**  
(C) Captain                      **C**                      Centre                      **F**                      Forward                      **G**                      Guard  
Pos                      Playing Position

**TEAM ROSTER** As of 5 SEP 2008

球队名单

**RSA - SOUTH AFRICA**

No.	Name	Pos	Sport Class	Date of Birth	Club - Season 2007/2008	Int'l Games Played
4	RETIEF Marcus	F	1.0	11 DEC 1975	EAGLES, JOHANNESBURG(RSA)	34
5	HARTNICK Shaun	F	1.0	21 NOV 1973	SAINTS, CAPE TOWN(RSA)	58
6	WILLIAMS Ralph	G	2.0	17 DEC 1969	SAINTS, CAPE TOWN(RSA)	67
7	TAYLOR Nicholas	G	2.0	18 JAN 1980	EAGLES, JOHANNESBURG(RSA)	46
8	GOVENDER Justin	F	1.0	21 MAY 1978	WINGS, DURBAN(RSA)	34
9	GUMBI Siphamandla	G	3.0	19 AUG 1975	WINGS, DURBAN(RSA)	38
10	PAPENFUS Marius (C)	G	2.5	30 OCT 1977	BLADERUNNERS, PRETORIA(RSA)	58
11	ZONKE Thandile	G	3.5	15 JUL 1982	LIONS, ORKNEY(RSA)	27
12	CURLE David Nathaniel	F	3.5	27 DEC 1981	PUMAS, PRETORIA(RSA)	37
13	WAITES Grant	F	4.0	13 MAR 1973	EAGLES, JOHANNESBURG(RSA)	28
14	NEL Jeremy	F	4.0	16 AUG 1973	WINGS, DURBAN(RSA)	22
15	NORTJE Richard	F	4.5	27 OCT 1980	BLADERUNNERS, PRETORIA(RSA)	58

**Team Average**

**4.2**

**Coach** SIERRA Vivian  
**Assistant Coach** MOSUOE Kelebone

**Team Uniform Colour:**

**Light:** GOLD  
**Dark:** GREEN

**Note:**  
Number of international games played provided by NPC

**Legend:**  
(C) Captain      F Forward      G Guard      Pos Playing Position



**TEAM ROSTER** As of 5 SEP 2008

球队名单

**SWE - SWEDEN**

No.	Name	Pos	Sport Class	Date of Birth	Club - Season 2007/2008	Int'l Games Played
4	NYLANDER Patrik	F	2.0	20 MAR 1980	NORRBACKA HIF, STOCKHOLM(SWE)	56
5	GUSTAVSSON Joachim	F	3.5	09 DEC 1971	NACKA HI, STOCKHOLM(SWE)	142
6	LARSSON Niclas	F	1.0	29 JAN 1969	NORRBACKA HIF, STOCKHOLM(SWE)	24
7	BYQVIST Per	C	3.0	18 FEB 1968	NORRBACKA HIF, STOCKHOLM(SWE)	16
8	ABLORH Enoch (C)	G	4.0	28 APR 1972	DALLAS, DALLAS(USA)	148
9	WALLIN Dan	C	4.0	29 SEP 1973	GOTEBORG RBK, GOTHENBORG(SWE)	74
10	HAIDARI Hussein	G	3.0	20 DEC 1978	GALATASARAY, ISTANBUL(TUR)	128
11	KOHLSTROM Peter	F	2.5	21 MAY 1975	NACKA HI, STOCKHOLM(SWE)	120
12	AKERBERG Thomas	F	3.0	15 JUN 1968	NORRKOPING DOLPHINS, NORRKOPING(SWE)	219
13	LARSSON Thomas	F	1.0	20 MAY 1969	GIULANOVA, GIULANOVA(ITA)	53
14	LINDEN Joakim	F	2.5	01 DEC 1988	NORRKOPING DOLPHINS, NORRKOPING(SWE)	14
15	MENG Robin	G	3.0	01 JUL 1990	ESKILSTUNA HIF, ESKILSTUNA(SWE)	12

**Team Average**

**7.6**

**Coach** LOPES Ines  
**Assistant Coach** ANDER Nils  
**Assistant Coach** ANDERSSON Lars Gunnar

**Team Uniform Colour:**  
**Light:** YELLOW  
**Dark:** BLUE

**Note:**  
Number of international games played provided by NPC

**Legend:**  
(C) Captain      C      Centre      F      Forward      G      Guard  
Pos      Playing Position





**TEAM ROSTER** As of 5 SEP 2008

球队名单

**USA - UNITED STATES of AMERICA**

No.	Name	Pos	Sport Class	Date of Birth	Club - Season 2007/2008	Int'l Games Played
4	BARBER Eric	G	1.0	07 DEC 1970	MILWAUKEE WC BUCK, MILWAUKEE, WI(USA)	4
5	PAYE Mikey (C)	G	3.0	24 APR 1983	RSV LAHN-DILL, WETZLAR, GERMANY(GER)	5
6	LESPERANCE Matt	G	1.0	23 MAY 1987	UW-WISCONSIN, WHITEWATER, WI(USA)	6
7	MAZZI Jaime	G	2.0	09 AUG 1981	UW-WISCONSIN, WHITEWATER, WI(USA)	7
8	COUNTS Jacob	F	3.5	24 JAN 1980	MILWAUKEE WC BUCK, MILWAUKEE, WI(USA)	8
9	SCOTT Matt	F	4.0	27 APR 1985	UW-WISCONSIN, WHITEWATER, WI(USA)	9
10	GLASBRENNER Jeff	C	4.5	20 JAN 1973	DALLAS WC MAVERICKS, DALLAS, TX(USA)	10
11	SERIO Steve	F	3.5	08 SEP 1987	U OF ILLINOIS, CHAMPAIGN, IL(USA)	11
12	NELMS Jay	G	2.5	11 NOV 1980	DALLAS WC MAVERICKS, DALLAS, TX(USA)	12
13	LADE Jeremy	G	2.5	06 JAN 1981	MILWAUKEE WC BUCK, MILWAUKEE, WI(USA)	13
14	SCHULTE Paul	G	3.0	05 APR 1979	DALLAS WC MAVERICKS, DALLAS, TX(USA)	14
15	CHAMBERS Joe	C	4.0	10 JAN 1982	UW-WISCONSIN, WHITEWATER, WI(USA)	15

**Team Average**

**0.8**

**Coach** WILSON Steve  
**Assistant Coach** CHYNOWETH Tracy  
**Assistant Coach** JACKSON Paul

**Team Uniform Colour:**

**Light:** WHITE

**Dark:** BLUE

**Note:**  
Number of international games played provided by NPC

**Legend:**  
(C) Captain                      **C**                      Centre                      **F**                      Forward                      **G**                      Guard  
Pos                      Playing Position



**TEAM ROSTER** As of 5 SEP 2008

球队名单

**AUS - AUSTRALIA**

No.	Name	Pos	Sport Class	Date of Birth	Club - Season 2007/2008	Int'l Games Played
4	EVESON Justin	F	4.5	10 JUN 1980	WHEELCATS, PERTH(AUS)	100
5	SACHS Troy	C	4.5	03 DEC 1975	WEST SYDNEY RAZORBACKS, SYDNEY(AUS)	254
6	STIBNERS Brett	F	4.0	25 JUN 1979	ROLLERHAWKS, WOLLONGONG(AUS)	25
7	NORRIS Shaun	F/G	3.0	02 APR 1985	WHEELCATS, PERTH(AUS)	82
8	HARTNETT Michael	G	1.0	03 JUN 1982	WHEELCATS, PERTH(AUS)	27
9	KNOWLES Tristan	F	4.0	25 APR 1983	ROLLERHAWKS, WOLLONGONG(AUS)	89
10	KING Adrian	F	2.0	25 NOV 1971	SPINNING BULLETS, BRISBANE(AUS)	125
11	SIMMONS Tige	G	1.0	05 MAY 1977	SPINNING BULLETS, BRISBANE(AUS)	46
12	MIZENS Grant	G	2.0	19 APR 1977	WEST SYDNEY RAZORBACKS, SYDNEY(AUS)	64
13	ALCOTT Dylan	G	1.0	04 DEC 1990	DANDENONG RANGERS, MELBOURNE(AUS)	17
14	DOWLER Brendan	G	1.0	31 JAN 1968	WEST SYDNEY RAZORBACKS, SYDNEY(AUS)	98
15	NESS Brad (C)	C	4.5	24 NOV 1974	WHEELCATS, PERTH(AUS)	105

**Team Average**

**86.0**

**Coach** ETTRIDGE Benjamin James  
**Assistant Coach** FRIDAY Craig Anthony

**Team Uniform Colour:**

**Light:** GOLD  
**Dark:** GREEN

**Note:**  
Number of international games played provided by NPC

**Legend:**  
(C) Captain                      **C**                      Centre                      **F**                      Forward                      **G**                      Guard  
Pos                      Playing Position



**TEAM ROSTER** As of 5 SEP 2008

球队名单

**BRA - BRAZIL**

No.	Name	Pos	Sport Class	Date of Birth	Club - Season 2007/2008	Int'l Games Played
4	SILVA Jose Ricardo (C)	G	1.5	09 APR 1976	FUNAD, JOAO PESSOA(BRA)	6
5	ROCA Heriberto	G	1.0	21 APR 1980	AGUIAS, SAO PAULO(BRA)	6
6	SILVA Erick	C	3.5	05 OCT 1978	CAD, S.J.DO RIO(BRA)	22
7	SILVA Jose Marcos	C	4.0	02 FEB 1970	AHC, SAO PAULO(BRA)	18
8	NUNES Irio	G	4.5	02 MAY 1980	ANDEF, RIO DE JANEIRO(BRA)	15
9	PESSOA Nilton	G	2.0	28 JAN 1976	AGUIAS, SAO PAULO(BRA)	8
10	SILVA SANDOVAL Francisco	C	3.0	15 APR 1975	ANDEF, RIO DE JANEIRO(BRA)	8
11	SILVA JUNIOR Gelson	F	3.5	06 MAR 1980	AHC, SAO PAULO(BRA)	1
12	LIMA Everaldo	G	2.5	24 JUL 1973	CAD, S.J.DO RIO(BRA)	0
13	MIRANDO Leandro	C	4.5	27 AUG 1982	CAD, S.J.DO RIO(BRA)	13
14	ALEXANDRE Sergio	F	2.0	13 JAN 1982	MAGIC HANDS, SAO PAULO(BRA)	0
15	SILVA Douglas	C	3.0	22 APR 1978	AGUIAS, SAO PAULO(BRA)	0

**Team Average**

**4.0**

**Coach** SILVA Itamar Luiz  
**Assistant Coach** SILVA SANTOS Sileno

**Team Uniform Colour:**

**Light:** GREEN

**Dark:** BLUE

**Note:**  
Number of international games played provided by NPC

**Legend:**  
(C) Captain                      **C**                      Centre                      **F**                      Forward                      **G**                      Guard  
Pos                      Playing Position



**TEAM ROSTER** As of 5 SEP 2008

球队名单

**CAN - CANADA**

No.	Name	Pos	Sport Class	Date of Birth	Club - Season 2007/2008	Int'l Games Played
4	DUREPOS David	F/G	3.5	14 JUL 1968	MILWAUKEE BUCKS, MILWAUKEE(USA)	0
5	ROUILLARD Yvon	F	3.0	19 APR 1972	CIVA, MONTREAL(CAN)	0
6	HEDGES Robert	F/G	2.5	05 JAN 1980	BC CABLE CARS, VANCOUVER(CAN)	0
7	PETER Richard	F/G	2.5	10 SEP 1972	BC CABLE CARS, VANCOUVER(CAN)	0
8	JOHNSON Joey	C	4.5	26 JUL 1975	LAN DILL, WETZLAR(GER)	0
9	NORTON Ross	F	2.0	20 APR 1973	NORTHERN LIGHTS, EDMONTON(CAN)	0
10	LANCIA Adam	F	4.5	17 JAN 1980	VARIETY VILLAGE, TORONTO(CAN)	0
11	BORISOFF Jaimie (C)	G	1.0	20 JUN 1970	BC CABLE CARS, VANCOUVER(CAN)	0
12	ANDERSON Patrick	F	4.5	22 AUG 1979	BC CABLE CARS, VANCOUVER(CAN)	0
13	STOUTENBERG Chris	G	1.0	13 SEP 1977	BURLINGTON, BURLINGTON(CAN)	0
14	DINI Abditatch	G	1.0	01 JUN 1981	VARIETY VILLAGE, TORONTO(CAN)	0
15	ENG David	F	4.5	21 NOV 1976	LAVAL, LAVAL(CAN)	0

**Team Average**

**0.0**

**Coach** FROGLEY Mile  
**Assistant Coach** BOWES Paul  
**Assistant Coach** TONELLO Jerry

**Team Uniform Colour:**

**Light:** WHITE

**Dark:** BLACK

**Note:**  
Number of international games played provided by NPC

**Legend:**  
(C) Captain                      **C**                      Centre                      **F**                      Forward                      **G**                      Guard  
Pos                      Playing Position

**TEAM ROSTER** As of 5 SEP 2008

球队名单

**CHN - CHINA**

No.	Name	Pos	Sport Class	Date of Birth	Club - Season 2007/2008	Int'l Games Played
4	CHEN Guojun	C	4.0	15 OCT 1983	JIANGSU, NANJING(CHN)	2
5	HUANG Xunan	F	4.0	30 APR 1985	LIAONING, SHENYANG(CHN)	8
6	YANG Lei	C	3.5	12 MAR 1983	BEIJING, BEIJING(CHN)	12
7	ZHANG Lei	C	4.5	04 JUL 1986	BEIJING, BEIJING(CHN)	3
8	DING Hai	C	4.5	20 DEC 1986	LIAONING, SHENYANG(CHN)	8
9	XU Hang	F	2.5	20 DEC 1987	JIANGSU, NANJING(CHN)	2
10	LIN Yin Hai	F	3.5	06 NOV 1986	GUANGDONG, GUANGZHOU(CHN)	2
11	QU Huanjian	F	2.0	16 MAY 1985	LIAONING, SHENYANG(CHN)	8
12	GUO Yandong	F/G	2.0	06 FEB 1987	BEIJING, BEIJING(CHN)	3
13	LI Pengcheng	G	2.0	04 DEC 1980	BEIJING, BEIJING(CHN)	8
14	CHEN Haijiang	G	2.0	07 JUN 1976	BEIJING, BEIJING(CHN)	8
15	CHEN Qi (C)	F/G	1.5	18 MAR 1976	GUANGDONG, GUANGZHOU(CHN)	9

**Team Average**

**1.5**

**Coach** XU Yuansheng  
**Assistant Coach** ZHAI Yongjun

**Team Uniform Colour:**

**Light:** WHITE

**Dark:** RED

**Note:**  
Number of international games played provided by NPC

**Legend:**  
(C) Captain                      **C**                      Centre                      **F**                      Forward                      **G**                      Guard  
Pos                      Playing Position



**TEAM ROSTER** As of 5 SEP 2008

球队名单

**GER - GERMANY**

No.	Name	Pos	Sport Class	Date of Birth	Club - Season 2007/2008	Int'l Games Played
4	LOHMANN Bjoern	F	1.0	03 MAY 1979	ASV BONN, BONN(GER)	36
5	SCHUERMANN Jens	F	1.0	30 NOV 1980	RSC OSNABRUCK, OSNABRUCK(GER)	64
6	QUALI Mimoun	F	3.0	22 APR 1975	RSC OSNABRUCK, OSNABRUCK(GER)	160
7	LEHMANN Lars	G	3.0	25 MAY 1977	RSC FRANKFURT, FRANKFURT(GER)	168
8	BIENEK Andre	C	3.0	31 OCT 1986	RSC FRANKFURT, FRANKFURT(GER)	50
9	FISCHER Florian	F/G	1.5	11 APR 1977	USC MUNCHEN, MUNCHEN(GER)	70
10	KRESS Andreas	C	3.5	26 JUN 1986	RSC FRANKFURT, FRANKFURT(GER)	10
11	PASSIWAN Dirk	F/G	4.5	13 OCT 1976	RSC TRIER, TRIER(GER)	33
12	WOLK Sebastian	C	4.0	31 JAN 1981	RSC FRANKFURT, FRANKFURT(GER)	77
13	CHRISTINK Lars (C)	G	2.0	14 JUL 1972	JENA CAPUTS, JENA(GER)	255
14	COSKUN Ahmet	F	4.0	11 MAR 1975	PORTO TORRES, PORTO TORRES(ITA)	190
15	KOHLER-LENZ Dirk	C	4.0	29 OCT 1967	RSV LAHN_DILL, LAHN_DILL(GER)	130

**Team Average**

**20.7**

**Coach** WIEGMANN Frits  
**Assistant Coach** MOERTL Sigg

**Team Uniform Colour:**

**Light:** WHITE

**Dark:** BLACK

**Note:**  
Number of international games played provided by NPC

**Legend:**  
(C) Captain                      **C**                      Centre                      **F**                      Forward                      **G**                      Guard  
Pos                      Playing Position



**TEAM ROSTER** As of 5 SEP 2008

球队名单

**GBR - GREAT BRITAIN**

No.	Name	Pos	Sport Class	Date of Birth	Club - Season 2007/2008	Int'l Games Played
4	BESTWICK Joseph	F	4.5	14 DEC 1984	COLOGNE, COLOGNE(GBR)	0
5	BROWN Simon	G	2.0	07 MAR 1986	MILTON KEYNES ACES, MILTON KEYNES(GBR)	0
6	HAYES Kevin	G	1.0	09 SEP 1963	SHEFFIELD STEELERS, SHEFFIELD(GBR)	0
7	BYWATER Terence	F	4.5	28 FEB 1983	SHEFFIELD STEELERS, SHEFFIELD(GBR)	0
8	MUNN Simon	F	4.0	31 JAN 1968	W. RHINOS, WOLVERHAMPTON(GBR)	0
9	POLLOCK Jon (C)	G	2.5	11 MAY 1977	SHEFFIELD STEELERS, SHEFFIELD(GBR)	0
10	JAMA Abdillah	G	1.0	01 NOV 1982	W. RHINOS, WOLVERHAMPTON(GBR)	0
11	BYRNE Matthew	G	1.5	08 OCT 1974	W. RHINOS, WOLVERHAMPTON(GBR)	0
12	BLAKE Andrew	F	2.5	18 APR 1972	MILTON KEYNES ACES, MILTON KEYNES(GBR)	0
13	FINBOW Peter	G	2.0	17 MAY 1975	OLDHAM OWLS, OLDHAM(GBR)	0
14	HALL Jonathan	G	3.0	13 MAR 1982	SHEFFIELD STEELERS, SHEFFIELD(GBR)	0
15	OROGBEMI Ade	G	2.5	11 MAY 1978	W. RHINOS, WOLVERHAMPTON(GBR)	0

**Team Average**

**0.0**

**Coach** TRESEDER Bernard Murray

**Assistant Coach** BHANIA Haj Singh

**Assistant Coach** THOMAS Sinclair Richford

**Team Uniform Colour:**

**Light:** WHITE

**Dark:** RED

**Note:**  
Number of international games played provided by NPC

**Legend:**  
(C) Captain      F Forward      G Guard      Pos Playing Position



**TEAM ROSTER** As of 5 SEP 2008

球队名单

**IRI - ISLAMIC REPUBLIC of IRAN**

No.	Name	Pos	Sport Class	Date of Birth	Club - Season 2007/2008	Int'l Games Played
4	BOLAGHINALOU Saman	F	1.0	04 DEC 1986	KHOUZESTAN COMMISSION, KHOUZESTAN(IRI)	0
5	HESAMY ZADEH Zakaria	G	2.5	16 JUL 1974	KHOUZESTAN COMMISSION, KHOUZESTAN(IRI)	0
6	MANSOURI Hakim	F	2.0	06 APR 1985	KHOUZESTAN COMMISSION, KHOUZESTAN(IRI)	0
7	AHMADI Ebrahim	C	4.0	02 OCT 1985	ZANJAN AZAD UNIVERSITY, ZANJAN(IRI)	0
8	DAGHAGHELEPOUR Ahmad	F	1.5	23 MAY 1982	KHOUZESTAN COMMISSION, KHOUZESTAN(IRI)	0
9	HOSSEIN POUR Esmaeel	F	1.5	29 SEP 1982	TABRIZ COMMISSION, TABRIZ(IRI)	0
10	AHMADI Alireza	G	3.0	25 JUL 1976	ZANJAN AZAD UNIVERSITY, ZANJAN(IRI)	0
11	NAMI Gholamreza (C)	F	1.0	24 SEP 1976	MASHHAD FARSEH NEGIN, MASHHAD(IRI)	0
12	GHARIBLOO Morteza	C	4.0	13 AUG 1979	ZANJAN AZAD UNIVERSITY, ZANJAN(IRI)	0
13	SIEFI Bahman	F	2.0	04 APR 1986	ZANJAN AZAD UNIVERSITY, ZANJAN(IRI)	0
14	GHOLAM AZAD Vahid	C	4.5	16 SEP 1987	ZANJAN AZAD UNIVERSITY, ZANJAN(IRI)	0
15	TORFI MENESHIDI Adel	C	4.0	23 AUG 1977	KHOUZESTAN COMMISSION, KHOUZESTAN(IRI)	0

**Team Average**

**0.0**

**Coach** KAMRAVA Abdolghafour  
**Assistant Coach** ESHGH Kamal

**Team Uniform Colour:**

**Light:** WHITE

**Dark:** GREEN

**Note:**  
Number of international games played provided by NPC

**Legend:**  
(C) Captain                      **C**                      Centre                      **F**                      Forward                      **G**                      Guard  
Pos                      Playing Position





**TEAM ROSTER** As of 5 SEP 2008

球队名单

**ISR - ISRAEL**

No.	Name	Pos	Sport Class	Date of Birth	Club - Season 2007/2008	Int'l Games Played
4	SAR TOV Eyal	F	4.5	07 MAR 1962	KESSEM, HADREA(ISR)	50
5	DROR Lior	C	4.5	18 APR 1974	SANTA LOCCIA, RONE(ITA)	47
6	OTTOLENGHI Ariel	G	2.0	06 JUL 1963	TARANTO, TARANTO(ITA)	115
7	FURMAN Ron	G	1.0	27 NOV 1977	KESSEM, HADERA(ISR)	39
8	MEISHAR Dotan	F	4.0	05 APR 1969	BEIT HALOCHEM, TEL-AVIV(ISR)	71
9	ROZENBERG Roei	G	2.5	16 AUG 1971	SANTA LUCCIA, ROME(ITA)	80
10	LEHRMAN Avraham	G	2.0	12 OCT 1966	BEIT HACOCHER, TEL-AVIV(ISR)	47
11	DOR Oon Igal Allon	F	4.5	11 JUL 1984	WHITE WATER, WISCONSIN(USA)	32
12	HENDEL Liran	G	2.0	02 AUG 1973	KESSEM, HADERA(ISR)	87
13	HAIM Shay-Refael	G	2.0	26 OCT 1981	BEIT HALOCHEM, TEL-AVIV(ISR)	32
14	PHILIPPS Rotem (C)	F	4.0	24 MAY 1972	SANTO STEFANO, P. POTENZA(ITA)	47
15	DRAI David	G	1.0	31 OCT 1970	BEIT HALOCHEM, TEL-AVIV(ISR)	72

**Team Average**

**7.5**

**Coach** PINTO Ari  
**Assistant Coach** KLEIN Benyamin  
**Assistant Coach** ZAIDE Michael

**Team Uniform Colour:**  
**Light:** WHITE  
**Dark:** BLUE

**Note:**  
Number of international games played provided by NPC

**Legend:**  
(C) Captain                      **C**                      Centre                      **F**                      Forward                      **G**                      Guard  
Pos                      Playing Position



**TEAM ROSTER** As of 5 SEP 2008

球队名单

**JPN - JAPAN**

No.	Name	Pos	Sport Class	Date of Birth	Club - Season 2007/2008	Int'l Games Played
4	MIURA Fumiharu	G	2.5	09 AUG 1979	MIE CHARIOTS, MIE(JPN)	4
5	MORI Noriyuki	F	2.0	20 JUN 1971	CHIBA HOWKS, CHIBA(JPN)	15
6	MIYAJIMA Tetsuya	C	4.0	29 NOV 1988	TOYAMA WBC, TOYAMA(JPN)	10
7	SATO Satoshi	F	1.0	05 JUN 1976	NO EXCUSE, TOKYO(JPN)	2
8	KORETOMO Keisuke	G	3.0	13 OCT 1970	SHIMIZU MST, HYOGO(JPN)	29
9	KOZAI Hiroaki	F	3.5	14 JUL 1988	CHIBA HOWKS, CHIBA(JPN)	10
10	SUZUKI Akimasa	F	3.5	02 FEB 1977	CHIBA HOWKS, CHIBA(JPN)	8
11	FUJII Shingo (C)	G	1.5	02 JAN 1978	MIYAGI MAX, MIYAGI(JPN)	18
12	KYOYA Kazuyuki	G	1.0	13 AUG 1971	CHIBA HOWKS, CHIBA(JPN)	26
13	FUJIMOTO Reo	C	4.5	22 SEP 1983	MIYAGI MAX, MIYAGI(JPN)	10
14	OSHIMA Tomohiko	C	4.0	20 APR 1971	WORLD BBC, AICHI(JPN)	32
15	MAEDA Kenzo	F	4.5	10 JAN 1975	MORIMOTO BUNKABURO, KANAGAWA(JPN)	5

**Team Average**

**1.6**

**Coach** OKUHARA Akio  
**Assistant Coach** SAKANO Haruo

**Team Uniform Colour:**

**Light:** WHITE

**Dark:** BLUE

**Note:**  
Number of international games played provided by NPC

**Legend:**  
(C) Captain                      **C**              Centre                      **F**              Forward                      **G**              Guard  
Pos              Playing Position



**TEAM ROSTER** As of 5 SEP 2008

球队名单

**RSA - SOUTH AFRICA**

No.	Name	Pos	Sport Class	Date of Birth	Club - Season 2007/2008	Int'l Games Played
4	RETIEF Marcus	F	1.0	11 DEC 1975	EAGLES, JOHANNESBURG(RSA)	34
5	HARTNICK Shaun	F	1.0	21 NOV 1973	SAINTS, CAPE TOWN(RSA)	58
6	WILLIAMS Ralph	G	2.0	17 DEC 1969	SAINTS, CAPE TOWN(RSA)	67
7	TAYLOR Nicholas	G	2.0	18 JAN 1980	EAGLES, JOHANNESBURG(RSA)	46
8	GOVENDER Justin	F	1.0	21 MAY 1978	WINGS, DURBAN(RSA)	34
9	GUMBI Siphamandla	G	3.0	19 AUG 1975	WINGS, DURBAN(RSA)	38
10	PAPENFUS Marius (C)	G	2.5	30 OCT 1977	BLADERUNNERS, PRETORIA(RSA)	58
11	ZONKE Thandile	G	3.5	15 JUL 1982	LIONS, ORKNEY(RSA)	27
12	CURLE David Nathaniel	F	3.5	27 DEC 1981	PUMAS, PRETORIA(RSA)	37
13	WAITES Grant	F	4.0	13 MAR 1973	EAGLES, JOHANNESBURG(RSA)	28
14	NEL Jeremy	F	4.0	16 AUG 1973	WINGS, DURBAN(RSA)	22
15	NORTJE Richard	F	4.5	27 OCT 1980	BLADERUNNERS, PRETORIA(RSA)	58

**Team Average**

**4.2**

**Coach** SIERRA Vivian  
**Assistant Coach** MOSUOE Kelebone

**Team Uniform Colour:**

**Light:** GOLD  
**Dark:** GREEN

**Note:**  
Number of international games played provided by NPC

**Legend:**  
(C) Captain      F Forward      G Guard      Pos Playing Position



**TEAM ROSTER** As of 5 SEP 2008

球队名单

**SWE - SWEDEN**

No.	Name	Pos	Sport Class	Date of Birth	Club - Season 2007/2008	Int'l Games Played
4	NYLANDER Patrik	F	2.0	20 MAR 1980	NORRBACKA HIF, STOCKHOLM(SWE)	56
5	GUSTAVSSON Joachim	F	3.5	09 DEC 1971	NACKA HI, STOCKHOLM(SWE)	142
6	LARSSON Niclas	F	1.0	29 JAN 1969	NORRBACKA HIF, STOCKHOLM(SWE)	24
7	BYQVIST Per	C	3.0	18 FEB 1968	NORRBACKA HIF, STOCKHOLM(SWE)	16
8	ABLORH Enoch (C)	G	4.0	28 APR 1972	DALLAS, DALLAS(USA)	148
9	WALLIN Dan	C	4.0	29 SEP 1973	GOTEBORG RBK, GOTHENBORG(SWE)	74
10	HAIDARI Hussein	G	3.0	20 DEC 1978	GALATASARAY, ISTANBUL(TUR)	128
11	KOHLSTROM Peter	F	2.5	21 MAY 1975	NACKA HI, STOCKHOLM(SWE)	120
12	AKERBERG Thomas	F	3.0	15 JUN 1968	NORRKOPING DOLPHINS, NORRKOPING(SWE)	219
13	LARSSON Thomas	F	1.0	20 MAY 1969	GIULANOVA, GIULANOVA(ITA)	53
14	LINDEN Joakim	F	2.5	01 DEC 1988	NORRKOPING DOLPHINS, NORRKOPING(SWE)	14
15	MENG Robin	G	3.0	01 JUL 1990	ESKILSTUNA HIF, ESKILSTUNA(SWE)	12

**Team Average**

**7.6**

**Coach** LOPES Ines  
**Assistant Coach** ANDER Nils  
**Assistant Coach** ANDERSSON Lars Gunnar

**Team Uniform Colour:**  
**Light:** YELLOW  
**Dark:** BLUE

**Note:**  
Number of international games played provided by NPC

**Legend:**  
(C) Captain                      **C**                      Centre                      **F**                      Forward                      **G**                      Guard  
Pos                      Playing Position



**TEAM ROSTER** As of 5 SEP 2008

球队名单

**USA - UNITED STATES of AMERICA**

No.	Name	Pos	Sport Class	Date of Birth	Club - Season 2007/2008	Int'l Games Played
4	BARBER Eric	G	1.0	07 DEC 1970	MILWAUKEE WC BUCK, MILWAUKEE, WI(USA)	4
5	PAYE Mikey (C)	G	3.0	24 APR 1983	RSV LAHN-DILL, WETZLAR, GERMANY(GER)	5
6	LESPERANCE Matt	G	1.0	23 MAY 1987	UW-WISCONSIN, WHITEWATER, WI(USA)	6
7	MAZZI Jaime	G	2.0	09 AUG 1981	UW-WISCONSIN, WHITEWATER, WI(USA)	7
8	COUNTS Jacob	F	3.5	24 JAN 1980	MILWAUKEE WC BUCK, MILWAUKEE, WI(USA)	8
9	SCOTT Matt	F	4.0	27 APR 1985	UW-WISCONSIN, WHITEWATER, WI(USA)	9
10	GLASBRENNER Jeff	C	4.5	20 JAN 1973	DALLAS WC MAVERICKS, DALLAS, TX(USA)	10
11	SERIO Steve	F	3.5	08 SEP 1987	U OF ILLINOIS, CHAMPAIGN, IL(USA)	11
12	NELMS Jay	G	2.5	11 NOV 1980	DALLAS WC MAVERICKS, DALLAS, TX(USA)	12
13	LADE Jeremy	G	2.5	06 JAN 1981	MILWAUKEE WC BUCK, MILWAUKEE, WI(USA)	13
14	SCHULTE Paul	G	3.0	05 APR 1979	DALLAS WC MAVERICKS, DALLAS, TX(USA)	14
15	CHAMBERS Joe	C	4.0	10 JAN 1982	UW-WISCONSIN, WHITEWATER, WI(USA)	15

**Team Average**

**0.8**

**Coach** WILSON Steve  
**Assistant Coach** CHYNOWETH Tracy  
**Assistant Coach** JACKSON Paul

**Team Uniform Colour:**  
**Light:** WHITE  
**Dark:** BLUE

**Note:**  
Number of international games played provided by NPC

**Legend:**  
(C) Captain                      **C**                      Centre                      **F**                      Forward                      **G**                      Guard  
Pos                      Playing Position



**TEAM ROSTER** As of 5 SEP 2008

球队名单

**AUS - AUSTRALIA**

No.	Name	Pos	Sport Class	Date of Birth	Club - Season 2007/2008	Int'l Games Played
4	EVESON Justin	F	4.5	10 JUN 1980	WHEELCATS, PERTH(AUS)	100
5	SACHS Troy	C	4.5	03 DEC 1975	WEST SYDNEY RAZORBACKS, SYDNEY(AUS)	254
6	STIBNERS Brett	F	4.0	25 JUN 1979	ROLLERHAWKS, WOLLONGONG(AUS)	25
7	NORRIS Shaun	F/G	3.0	02 APR 1985	WHEELCATS, PERTH(AUS)	82
8	HARTNETT Michael	G	1.0	03 JUN 1982	WHEELCATS, PERTH(AUS)	27
9	KNOWLES Tristan	F	4.0	25 APR 1983	ROLLERHAWKS, WOLLONGONG(AUS)	89
10	KING Adrian	F	2.0	25 NOV 1971	SPINNING BULLETS, BRISBANE(AUS)	125
11	SIMMONS Tige	G	1.0	05 MAY 1977	SPINNING BULLETS, BRISBANE(AUS)	46
12	MIZENS Grant	G	2.0	19 APR 1977	WEST SYDNEY RAZORBACKS, SYDNEY(AUS)	64
13	ALCOTT Dylan	G	1.0	04 DEC 1990	DANDENONG RANGERS, MELBOURNE(AUS)	17
14	DOWLER Brendan	G	1.0	31 JAN 1968	WEST SYDNEY RAZORBACKS, SYDNEY(AUS)	98
15	NESS Brad (C)	C	4.5	24 NOV 1974	WHEELCATS, PERTH(AUS)	105

**Team Average**

**86.0**

**Coach** ETTRIDGE Benjamin James  
**Assistant Coach** FRIDAY Craig Anthony

**Team Uniform Colour:**

**Light:** GOLD  
**Dark:** GREEN

**Note:**  
Number of international games played provided by NPC

**Legend:**  
(C) Captain                      **C**                      Centre                      **F**                      Forward                      **G**                      Guard  
Pos                      Playing Position



**TEAM ROSTER** As of 5 SEP 2008

球队名单

**BRA - BRAZIL**

No.	Name	Pos	Sport Class	Date of Birth	Club - Season 2007/2008	Int'l Games Played
4	SILVA Jose Ricardo (C)	G	1.5	09 APR 1976	FUNAD, JOAO PESSOA(BRA)	6
5	ROCA Heriberto	G	1.0	21 APR 1980	AGUIAS, SAO PAULO(BRA)	6
6	SILVA Erick	C	3.5	05 OCT 1978	CAD, S.J.DO RIO(BRA)	22
7	SILVA Jose Marcos	C	4.0	02 FEB 1970	AHC, SAO PAULO(BRA)	18
8	NUNES Irio	G	4.5	02 MAY 1980	ANDEF, RIO DE JANEIRO(BRA)	15
9	PESSOA Nilton	G	2.0	28 JAN 1976	AGUIAS, SAO PAULO(BRA)	8
10	SILVA SANDOVAL Francisco	C	3.0	15 APR 1975	ANDEF, RIO DE JANEIRO(BRA)	8
11	SILVA JUNIOR Gelson	F	3.5	06 MAR 1980	AHC, SAO PAULO(BRA)	1
12	LIMA Everaldo	G	2.5	24 JUL 1973	CAD, S.J.DO RIO(BRA)	0
13	MIRANDO Leandro	C	4.5	27 AUG 1982	CAD, S.J.DO RIO(BRA)	13
14	ALEXANDRE Sergio	F	2.0	13 JAN 1982	MAGIC HANDS, SAO PAULO(BRA)	0
15	SILVA Douglas	C	3.0	22 APR 1978	AGUIAS, SAO PAULO(BRA)	0

**Team Average**

**4.0**

**Coach** SILVA Itamar Luiz  
**Assistant Coach** SILVA SANTOS Sileno

**Team Uniform Colour:**

**Light:** GREEN

**Dark:** BLUE

**Note:**  
Number of international games played provided by NPC

**Legend:**  
(C) Captain                      **C**                      Centre                      **F**                      Forward                      **G**                      Guard  
Pos                      Playing Position



**TEAM ROSTER** As of 5 SEP 2008

球队名单

**CAN - CANADA**

No.	Name	Pos	Sport Class	Date of Birth	Club - Season 2007/2008	Int'l Games Played
4	DUREPOS David	F/G	3.5	14 JUL 1968	MILWAUKEE BUCKS, MILWAUKEE(USA)	0
5	ROUILLARD Yvon	F	3.0	19 APR 1972	CIVA, MONTREAL(CAN)	0
6	HEDGES Robert	F/G	2.5	05 JAN 1980	BC CABLE CARS, VANCOUVER(CAN)	0
7	PETER Richard	F/G	2.5	10 SEP 1972	BC CABLE CARS, VANCOUVER(CAN)	0
8	JOHNSON Joey	C	4.5	26 JUL 1975	LAN DILL, WETZLAR(GER)	0
9	NORTON Ross	F	2.0	20 APR 1973	NORTHERN LIGHTS, EDMONTON(CAN)	0
10	LANCIA Adam	F	4.5	17 JAN 1980	VARIETY VILLAGE, TORONTO(CAN)	0
11	BORISOFF Jaimie (C)	G	1.0	20 JUN 1970	BC CABLE CARS, VANCOUVER(CAN)	0
12	ANDERSON Patrick	F	4.5	22 AUG 1979	BC CABLE CARS, VANCOUVER(CAN)	0
13	STOUTENBERG Chris	G	1.0	13 SEP 1977	BURLINGTON, BURLINGTON(CAN)	0
14	DINI Abditatch	G	1.0	01 JUN 1981	VARIETY VILLAGE, TORONTO(CAN)	0
15	ENG David	F	4.5	21 NOV 1976	LAVAL, LAVAL(CAN)	0

**Team Average**

**0.0**

**Coach** FROGLEY Mile  
**Assistant Coach** BOWES Paul  
**Assistant Coach** TONELLO Jerry

**Team Uniform Colour:**

**Light:** WHITE

**Dark:** BLACK

**Note:**  
Number of international games played provided by NPC

**Legend:**  
(C) Captain                      **C**                      Centre                      **F**                      Forward                      **G**                      Guard  
Pos                      Playing Position





**TEAM ROSTER** As of 5 SEP 2008

球队名单

**CHN - CHINA**

No.	Name	Pos	Sport Class	Date of Birth	Club - Season 2007/2008	Int'l Games Played
4	CHEN Guojun	C	4.0	15 OCT 1983	JIANGSU, NANJING(CHN)	2
5	HUANG Xunan	F	4.0	30 APR 1985	LIAONING, SHENYANG(CHN)	8
6	YANG Lei	C	3.5	12 MAR 1983	BEIJING, BEIJING(CHN)	12
7	ZHANG Lei	C	4.5	04 JUL 1986	BEIJING, BEIJING(CHN)	3
8	DING Hai	C	4.5	20 DEC 1986	LIAONING, SHENYANG(CHN)	8
9	XU Hang	F	2.5	20 DEC 1987	JIANGSU, NANJING(CHN)	2
10	LIN Yin Hai	F	3.5	06 NOV 1986	GUANGDONG, GUANGZHOU(CHN)	2
11	QU Huanjian	F	2.0	16 MAY 1985	LIAONING, SHENYANG(CHN)	8
12	GUO Yandong	F/G	2.0	06 FEB 1987	BEIJING, BEIJING(CHN)	3
13	LI Pengcheng	G	2.0	04 DEC 1980	BEIJING, BEIJING(CHN)	8
14	CHEN Haijiang	G	2.0	07 JUN 1976	BEIJING, BEIJING(CHN)	8
15	CHEN Qi (C)	F/G	1.5	18 MAR 1976	GUANGDONG, GUANGZHOU(CHN)	9

**Team Average**

**1.5**

**Coach** XU Yuansheng  
**Assistant Coach** ZHAI Yongjun

**Team Uniform Colour:**  
**Light:** WHITE  
**Dark:** RED

**Note:**  
Number of international games played provided by NPC

**Legend:**  
(C) Captain                      **C**                      Centre                      **F**                      Forward                      **G**                      Guard  
Pos                      Playing Position



**TEAM ROSTER** As of 5 SEP 2008

球队名单

**GER - GERMANY**

No.	Name	Pos	Sport Class	Date of Birth	Club - Season 2007/2008	Int'l Games Played
4	LOHMANN Bjoern	F	1.0	03 MAY 1979	ASV BONN, BONN(GER)	36
5	SCHUERMANN Jens	F	1.0	30 NOV 1980	RSC OSNABRUCK, OSNABRUCK(GER)	64
6	QUALI Mimoun	F	3.0	22 APR 1975	RSC OSNABRUCK, OSNABRUCK(GER)	160
7	LEHMANN Lars	G	3.0	25 MAY 1977	RSC FRANKFURT, FRANKFURT(GER)	168
8	BIENEK Andre	C	3.0	31 OCT 1986	RSC FRANKFURT, FRANKFURT(GER)	50
9	FISCHER Florian	F/G	1.5	11 APR 1977	USC MUNCHEN, MUNCHEN(GER)	70
10	KRESS Andreas	C	3.5	26 JUN 1986	RSC FRANKFURT, FRANKFURT(GER)	10
11	PASSIWAN Dirk	F/G	4.5	13 OCT 1976	RSC TRIER, TRIER(GER)	33
12	WOLK Sebastian	C	4.0	31 JAN 1981	RSC FRANKFURT, FRANKFURT(GER)	77
13	CHRISTINK Lars (C)	G	2.0	14 JUL 1972	JENA CAPUTS, JENA(GER)	255
14	COSKUN Ahmet	F	4.0	11 MAR 1975	PORTO TORRES, PORTO TORRES(ITA)	190
15	KOHLER-LENZ Dirk	C	4.0	29 OCT 1967	RSV LAHN_DILL, LAHN_DILL(GER)	130

**Team Average**

**20.7**

**Coach** WIEGMANN Frits  
**Assistant Coach** MOERTL Sigg

**Team Uniform Colour:**  
**Light:** WHITE  
**Dark:** BLACK

**Note:**  
Number of international games played provided by NPC

**Legend:**  
(C) Captain                      **C**                      Centre                      **F**                      Forward                      **G**                      Guard  
Pos                      Playing Position



**TEAM ROSTER** As of 5 SEP 2008

球队名单

**GBR - GREAT BRITAIN**

No.	Name	Pos	Sport Class	Date of Birth	Club - Season 2007/2008	Int'l Games Played
4	BESTWICK Joseph	F	4.5	14 DEC 1984	COLOGNE, COLOGNE(GBR)	0
5	BROWN Simon	G	2.0	07 MAR 1986	MILTON KEYNES ACES, MILTON KEYNES(GBR)	0
6	HAYES Kevin	G	1.0	09 SEP 1963	SHEFFIELD STEELERS, SHEFFIELD(GBR)	0
7	BYWATER Terence	F	4.5	28 FEB 1983	SHEFFIELD STEELERS, SHEFFIELD(GBR)	0
8	MUNN Simon	F	4.0	31 JAN 1968	W. RHINOS, WOLVERHAMPTON(GBR)	0
9	POLLOCK Jon (C)	G	2.5	11 MAY 1977	SHEFFIELD STEELERS, SHEFFIELD(GBR)	0
10	JAMA Abdillah	G	1.0	01 NOV 1982	W. RHINOS, WOLVERHAMPTON(GBR)	0
11	BYRNE Matthew	G	1.5	08 OCT 1974	W. RHINOS, WOLVERHAMPTON(GBR)	0
12	BLAKE Andrew	F	2.5	18 APR 1972	MILTON KEYNES ACES, MILTON KEYNES(GBR)	0
13	FINBOW Peter	G	2.0	17 MAY 1975	OLDHAM OWLS, OLDHAM(GBR)	0
14	HALL Jonathan	G	3.0	13 MAR 1982	SHEFFIELD STEELERS, SHEFFIELD(GBR)	0
15	OROGBEMI Ade	G	2.5	11 MAY 1978	W. RHINOS, WOLVERHAMPTON(GBR)	0

**Team Average**

**0.0**

**Coach** TRESEDER Bernard Murray

**Assistant Coach** BHANIA Haj Singh

**Assistant Coach** THOMAS Sinclair Richford

**Team Uniform Colour:**

**Light:** WHITE

**Dark:** RED

**Note:**  
Number of international games played provided by NPC

**Legend:**  
(C) Captain      F Forward      G Guard      Pos Playing Position



**TEAM ROSTER** As of 5 SEP 2008

球队名单

**IRI - ISLAMIC REPUBLIC of IRAN**

No.	Name	Pos	Sport Class	Date of Birth	Club - Season 2007/2008	Int'l Games Played
4	BOLAGHINALOU Saman	F	1.0	04 DEC 1986	KHOUZESTAN COMMISSION, KHOUZESTAN(IRI)	0
5	HESAMY ZADEH Zakaria	G	2.5	16 JUL 1974	KHOUZESTAN COMMISSION, KHOUZESTAN(IRI)	0
6	MANSOURI Hakim	F	2.0	06 APR 1985	KHOUZESTAN COMMISSION, KHOUZESTAN(IRI)	0
7	AHMADI Ebrahim	C	4.0	02 OCT 1985	ZANJAN AZAD UNIVERSITY, ZANJAN(IRI)	0
8	DAGHAGHELEPOUR Ahmad	F	1.5	23 MAY 1982	KHOUZESTAN COMMISSION, KHOUZESTAN(IRI)	0
9	HOSSEIN POUR Esmaeel	F	1.5	29 SEP 1982	TABRIZ COMMISSION, TABRIZ(IRI)	0
10	AHMADI Alireza	G	3.0	25 JUL 1976	ZANJAN AZAD UNIVERSITY, ZANJAN(IRI)	0
11	NAMI Gholamreza (C)	F	1.0	24 SEP 1976	MASHHAD FARSEH NEGIN, MASHHAD(IRI)	0
12	GHARIBLOO Morteza	C	4.0	13 AUG 1979	ZANJAN AZAD UNIVERSITY, ZANJAN(IRI)	0
13	SIEFI Bahman	F	2.0	04 APR 1986	ZANJAN AZAD UNIVERSITY, ZANJAN(IRI)	0
14	GHOLAM AZAD Vahid	C	4.5	16 SEP 1987	ZANJAN AZAD UNIVERSITY, ZANJAN(IRI)	0
15	TORFI MENESHIDI Adel	C	4.0	23 AUG 1977	KHOUZESTAN COMMISSION, KHOUZESTAN(IRI)	0

**Team Average**

**0.0**

**Coach** KAMRAVA Abdolghafour  
**Assistant Coach** ESHGH Kamal

**Team Uniform Colour:**

**Light:** WHITE

**Dark:** GREEN

**Note:**  
Number of international games played provided by NPC

**Legend:**  
(C) Captain                      **C**                      Centre                      **F**                      Forward                      **G**                      Guard  
Pos                      Playing Position



**TEAM ROSTER** As of 5 SEP 2008

球队名单

**ISR - ISRAEL**

No.	Name	Pos	Sport Class	Date of Birth	Club - Season 2007/2008	Int'l Games Played
4	SAR TOV Eyal	F	4.5	07 MAR 1962	KESSEM, HADREA(ISR)	50
5	DROR Lior	C	4.5	18 APR 1974	SANTA LOCCIA, RONE(ITA)	47
6	OTTOLENGHI Ariel	G	2.0	06 JUL 1963	TARANTO, TARANTO(ITA)	115
7	FURMAN Ron	G	1.0	27 NOV 1977	KESSEM, HADERA(ISR)	39
8	MEISHAR Dotan	F	4.0	05 APR 1969	BEIT HALOCHEM, TEL-AVIV(ISR)	71
9	ROZENBERG Roei	G	2.5	16 AUG 1971	SANTA LUCCIA, ROME(ITA)	80
10	LEHRMAN Avraham	G	2.0	12 OCT 1966	BEIT HACOHEM, TEL-AVIV(ISR)	47
11	DOR Oon Igal Allon	F	4.5	11 JUL 1984	WHITE WATER, WISCONSIN(USA)	32
12	HENDEL Liran	G	2.0	02 AUG 1973	KESSEM, HADERA(ISR)	87
13	HAIM Shay-Refael	G	2.0	26 OCT 1981	BEIT HALOCHEM, TEL-AVIV(ISR)	32
14	PHILIPPS Rotem (C)	F	4.0	24 MAY 1972	SANTO STEFANO, P. POTENZA(ITA)	47
15	DRAI David	G	1.0	31 OCT 1970	BEIT HALOCHEM, TEL-AVIV(ISR)	72

**Team Average**

**7.5**

**Coach** PINTO Ari  
**Assistant Coach** KLEIN Benyamin  
**Assistant Coach** ZAIDE Michael

**Team Uniform Colour:**

**Light:** WHITE

**Dark:** BLUE

**Note:**  
Number of international games played provided by NPC

**Legend:**  
(C) Captain                      **C**                      Centre                      **F**                      Forward                      **G**                      Guard  
Pos                      Playing Position



**TEAM ROSTER** As of 5 SEP 2008

球队名单

**JPN - JAPAN**

No.	Name	Pos	Sport Class	Date of Birth	Club - Season 2007/2008	Int'l Games Played
4	MIURA Fumiharu	G	2.5	09 AUG 1979	MIE CHARIOTS, MIE(JPN)	4
5	MORI Noriyuki	F	2.0	20 JUN 1971	CHIBA HOWKS, CHIBA(JPN)	15
6	MIYAJIMA Tetsuya	C	4.0	29 NOV 1988	TOYAMA WBC, TOYAMA(JPN)	10
7	SATO Satoshi	F	1.0	05 JUN 1976	NO EXCUSE, TOKYO(JPN)	2
8	KORETOMO Keisuke	G	3.0	13 OCT 1970	SHIMIZU MST, HYOGO(JPN)	29
9	KOZAI Hiroaki	F	3.5	14 JUL 1988	CHIBA HOWKS, CHIBA(JPN)	10
10	SUZUKI Akimasa	F	3.5	02 FEB 1977	CHIBA HOWKS, CHIBA(JPN)	8
11	FUJII Shingo (C)	G	1.5	02 JAN 1978	MIYAGI MAX, MIYAGI(JPN)	18
12	KYOYA Kazuyuki	G	1.0	13 AUG 1971	CHIBA HOWKS, CHIBA(JPN)	26
13	FUJIMOTO Reo	C	4.5	22 SEP 1983	MIYAGI MAX, MIYAGI(JPN)	10
14	OSHIMA Tomohiko	C	4.0	20 APR 1971	WORLD BBC, AICHI(JPN)	32
15	MAEDA Kenzo	F	4.5	10 JAN 1975	MORIMOTO BUNKABURO, KANAGAWA(JPN)	5

**Team Average**

**1.6**

**Coach** OKUHARA Akio  
**Assistant Coach** SAKANO Haruo

**Team Uniform Colour:**

**Light:** WHITE

**Dark:** BLUE

**Note:**  
Number of international games played provided by NPC

**Legend:**  
(C) Captain                      **C**                      Centre                      **F**                      Forward                      **G**                      Guard  
Pos                      Playing Position

**TEAM ROSTER** As of 5 SEP 2008

球队名单

**RSA - SOUTH AFRICA**

No.	Name	Pos	Sport Class	Date of Birth	Club - Season 2007/2008	Int'l Games Played
4	RETIEF Marcus	F	1.0	11 DEC 1975	EAGLES, JOHANNESBURG(RSA)	34
5	HARTNICK Shaun	F	1.0	21 NOV 1973	SAINTS, CAPE TOWN(RSA)	58
6	WILLIAMS Ralph	G	2.0	17 DEC 1969	SAINTS, CAPE TOWN(RSA)	67
7	TAYLOR Nicholas	G	2.0	18 JAN 1980	EAGLES, JOHANNESBURG(RSA)	46
8	GOVENDER Justin	F	1.0	21 MAY 1978	WINGS, DURBAN(RSA)	34
9	GUMBI Siphamandla	G	3.0	19 AUG 1975	WINGS, DURBAN(RSA)	38
10	PAPENFUS Marius (C)	G	2.5	30 OCT 1977	BLADERUNNERS, PRETORIA(RSA)	58
11	ZONKE Thandile	G	3.5	15 JUL 1982	LIONS, ORKNEY(RSA)	27
12	CURLE David Nathaniel	F	3.5	27 DEC 1981	PUMAS, PRETORIA(RSA)	37
13	WAITES Grant	F	4.0	13 MAR 1973	EAGLES, JOHANNESBURG(RSA)	28
14	NEL Jeremy	F	4.0	16 AUG 1973	WINGS, DURBAN(RSA)	22
15	NORTJE Richard	F	4.5	27 OCT 1980	BLADERUNNERS, PRETORIA(RSA)	58

**Team Average**

**4.2**

**Coach** SIERRA Vivian  
**Assistant Coach** MOSUOE Kelebone

**Team Uniform Colour:**

**Light:** GOLD  
**Dark:** GREEN

**Note:**  
Number of international games played provided by NPC

**Legend:**  
(C) Captain      F Forward      G Guard      Pos Playing Position



**TEAM ROSTER** As of 5 SEP 2008

球队名单

**SWE - SWEDEN**

No.	Name	Pos	Sport Class	Date of Birth	Club - Season 2007/2008	Int'l Games Played
4	NYLANDER Patrik	F	2.0	20 MAR 1980	NORRBACKA HIF, STOCKHOLM(SWE)	56
5	GUSTAVSSON Joachim	F	3.5	09 DEC 1971	NACKA HI, STOCKHOLM(SWE)	142
6	LARSSON Niclas	F	1.0	29 JAN 1969	NORRBACKA HIF, STOCKHOLM(SWE)	24
7	BYQVIST Per	C	3.0	18 FEB 1968	NORRBACKA HIF, STOCKHOLM(SWE)	16
8	ABLORH Enoch (C)	G	4.0	28 APR 1972	DALLAS, DALLAS(USA)	148
9	WALLIN Dan	C	4.0	29 SEP 1973	GOTEBORG RBK, GOTHENBORG(SWE)	74
10	HAIDARI Hussein	G	3.0	20 DEC 1978	GALATASARAY, ISTANBUL(TUR)	128
11	KOHLSTROM Peter	F	2.5	21 MAY 1975	NACKA HI, STOCKHOLM(SWE)	120
12	AKERBERG Thomas	F	3.0	15 JUN 1968	NORRKOPING DOLPHINS, NORRKOPING(SWE)	219
13	LARSSON Thomas	F	1.0	20 MAY 1969	GIULANOVA, GIULANOVA(ITA)	53
14	LINDEN Joakim	F	2.5	01 DEC 1988	NORRKOPING DOLPHINS, NORRKOPING(SWE)	14
15	MENG Robin	G	3.0	01 JUL 1990	ESKILSTUNA HIF, ESKILSTUNA(SWE)	12

**Team Average**

**7.6**

**Coach** LOPES Ines  
**Assistant Coach** ANDER Nils  
**Assistant Coach** ANDERSSON Lars Gunnar

**Team Uniform Colour:**  
**Light:** YELLOW  
**Dark:** BLUE

**Note:**  
Number of international games played provided by NPC

**Legend:**  
**(C)** Captain                      **C** Centre                      **F** Forward                      **G** Guard  
**Pos** Playing Position





**TEAM ROSTER** As of 5 SEP 2008

球队名单

**USA - UNITED STATES of AMERICA**

No.	Name	Pos	Sport Class	Date of Birth	Club - Season 2007/2008	Int'l Games Played
4	BARBER Eric	G	1.0	07 DEC 1970	MILWAUKEE WC BUCK, MILWAUKEE, WI(USA)	4
5	PAYE Mikey (C)	G	3.0	24 APR 1983	RSV LAHN-DILL, WETZLAR, GERMANY(GER)	5
6	LESPERANCE Matt	G	1.0	23 MAY 1987	UW-WISCONSIN, WHITEWATER, WI(USA)	6
7	MAZZI Jaime	G	2.0	09 AUG 1981	UW-WISCONSIN, WHITEWATER, WI(USA)	7
8	COUNTS Jacob	F	3.5	24 JAN 1980	MILWAUKEE WC BUCK, MILWAUKEE, WI(USA)	8
9	SCOTT Matt	F	4.0	27 APR 1985	UW-WISCONSIN, WHITEWATER, WI(USA)	9
10	GLASBRENNER Jeff	C	4.5	20 JAN 1973	DALLAS WC MAVERICKS, DALLAS, TX(USA)	10
11	SERIO Steve	F	3.5	08 SEP 1987	U OF ILLINOIS, CHAMPAIGN, IL(USA)	11
12	NELMS Jay	G	2.5	11 NOV 1980	DALLAS WC MAVERICKS, DALLAS, TX(USA)	12
13	LADE Jeremy	G	2.5	06 JAN 1981	MILWAUKEE WC BUCK, MILWAUKEE, WI(USA)	13
14	SCHULTE Paul	G	3.0	05 APR 1979	DALLAS WC MAVERICKS, DALLAS, TX(USA)	14
15	CHAMBERS Joe	C	4.0	10 JAN 1982	UW-WISCONSIN, WHITEWATER, WI(USA)	15

**Team Average**

**0.8**

**Coach** WILSON Steve  
**Assistant Coach** CHYNOWETH Tracy  
**Assistant Coach** JACKSON Paul

**Team Uniform Colour:**  
**Light:** WHITE  
**Dark:** BLUE

**Note:**  
Number of international games played provided by NPC

**Legend:**  
(C) Captain                      C                      Centre                      F                      Forward                      G                      Guard  
Pos                      Playing Position



**TEAM ROSTER** As of 5 SEP 2008

球队名单

**AUS - AUSTRALIA**

No.	Name	Pos	Sport Class	Date of Birth	Club - Season 2007/2008	Int'l Games Played
4	EVESON Justin	F	4.5	10 JUN 1980	WHEELCATS, PERTH(AUS)	100
5	SACHS Troy	C	4.5	03 DEC 1975	WEST SYDNEY RAZORBACKS, SYDNEY(AUS)	254
6	STIBNERS Brett	F	4.0	25 JUN 1979	ROLLERHAWKS, WOLLONGONG(AUS)	25
7	NORRIS Shaun	F/G	3.0	02 APR 1985	WHEELCATS, PERTH(AUS)	82
8	HARTNETT Michael	G	1.0	03 JUN 1982	WHEELCATS, PERTH(AUS)	27
9	KNOWLES Tristan	F	4.0	25 APR 1983	ROLLERHAWKS, WOLLONGONG(AUS)	89
10	KING Adrian	F	2.0	25 NOV 1971	SPINNING BULLETS, BRISBANE(AUS)	125
11	SIMMONS Tige	G	1.0	05 MAY 1977	SPINNING BULLETS, BRISBANE(AUS)	46
12	MIZENS Grant	G	2.0	19 APR 1977	WEST SYDNEY RAZORBACKS, SYDNEY(AUS)	64
13	ALCOTT Dylan	G	1.0	04 DEC 1990	DANDENONG RANGERS, MELBOURNE(AUS)	17
14	DOWLER Brendan	G	1.0	31 JAN 1968	WEST SYDNEY RAZORBACKS, SYDNEY(AUS)	98
15	NESS Brad (C)	C	4.5	24 NOV 1974	WHEELCATS, PERTH(AUS)	105

**Team Average**

**86.0**

**Coach** ETTRIDGE Benjamin James  
**Assistant Coach** FRIDAY Craig Anthony

**Team Uniform Colour:**

**Light:** GOLD  
**Dark:** GREEN

**Note:**  
Number of international games played provided by NPC

**Legend:**  
(C) Captain                      **C**                      Centre                      **F**                      Forward                      **G**                      Guard  
Pos                      Playing Position



**TEAM ROSTER** As of 5 SEP 2008

球队名单

**BRA - BRAZIL**

No.	Name	Pos	Sport Class	Date of Birth	Club - Season 2007/2008	Int'l Games Played
4	SILVA Jose Ricardo (C)	G	1.5	09 APR 1976	FUNAD, JOAO PESSOA(BRA)	6
5	ROCA Heriberto	G	1.0	21 APR 1980	AGUIAS, SAO PAULO(BRA)	6
6	SILVA Erick	C	3.5	05 OCT 1978	CAD, S.J.DO RIO(BRA)	22
7	SILVA Jose Marcos	C	4.0	02 FEB 1970	AHC, SAO PAULO(BRA)	18
8	NUNES Irio	G	4.5	02 MAY 1980	ANDEF, RIO DE JANEIRO(BRA)	15
9	PESSOA Nilton	G	2.0	28 JAN 1976	AGUIAS, SAO PAULO(BRA)	8
10	SILVA SANDOVAL Francisco	C	3.0	15 APR 1975	ANDEF, RIO DE JANEIRO(BRA)	8
11	SILVA JUNIOR Gelson	F	3.5	06 MAR 1980	AHC, SAO PAULO(BRA)	1
12	LIMA Everaldo	G	2.5	24 JUL 1973	CAD, S.J.DO RIO(BRA)	0
13	MIRANDO Leandro	C	4.5	27 AUG 1982	CAD, S.J.DO RIO(BRA)	13
14	ALEXANDRE Sergio	F	2.0	13 JAN 1982	MAGIC HANDS, SAO PAULO(BRA)	0
15	SILVA Douglas	C	3.0	22 APR 1978	AGUIAS, SAO PAULO(BRA)	0

**Team Average**

**4.0**

**Coach** SILVA Itamar Luiz  
**Assistant Coach** SILVA SANTOS Sileno

**Team Uniform Colour:**

**Light:** GREEN

**Dark:** BLUE

**Note:**  
Number of international games played provided by NPC

**Legend:**  
(C) Captain                      **C**                      Centre                      **F**                      Forward                      **G**                      Guard  
Pos                      Playing Position



**TEAM ROSTER** As of 5 SEP 2008

球队名单

**CAN - CANADA**

No.	Name	Pos	Sport Class	Date of Birth	Club - Season 2007/2008	Int'l Games Played
4	DUREPOS David	F/G	3.5	14 JUL 1968	MILWAUKEE BUCKS, MILWAUKEE(USA)	0
5	ROUILLARD Yvon	F	3.0	19 APR 1972	CIVA, MONTREAL(CAN)	0
6	HEDGES Robert	F/G	2.5	05 JAN 1980	BC CABLE CARS, VANCOUVER(CAN)	0
7	PETER Richard	F/G	2.5	10 SEP 1972	BC CABLE CARS, VANCOUVER(CAN)	0
8	JOHNSON Joey	C	4.5	26 JUL 1975	LAN DILL, WETZLAR(GER)	0
9	NORTON Ross	F	2.0	20 APR 1973	NORTHERN LIGHTS, EDMONTON(CAN)	0
10	LANCIA Adam	F	4.5	17 JAN 1980	VARIETY VILLAGE, TORONTO(CAN)	0
11	BORISOFF Jaimie (C)	G	1.0	20 JUN 1970	BC CABLE CARS, VANCOUVER(CAN)	0
12	ANDERSON Patrick	F	4.5	22 AUG 1979	BC CABLE CARS, VANCOUVER(CAN)	0
13	STOUTENBERG Chris	G	1.0	13 SEP 1977	BURLINGTON, BURLINGTON(CAN)	0
14	DINI Abditatch	G	1.0	01 JUN 1981	VARIETY VILLAGE, TORONTO(CAN)	0
15	ENG David	F	4.5	21 NOV 1976	LAVAL, LAVAL(CAN)	0

**Team Average**

**0.0**

**Coach** FROGLEY Mile  
**Assistant Coach** BOWES Paul  
**Assistant Coach** TONELLO Jerry

**Team Uniform Colour:**

**Light:** WHITE

**Dark:** BLACK

**Note:**  
Number of international games played provided by NPC

**Legend:**  
(C) Captain                      **C**                      Centre                      **F**                      Forward                      **G**                      Guard  
Pos                      Playing Position



**TEAM ROSTER** As of 5 SEP 2008

球队名单

**CHN - CHINA**

No.	Name	Pos	Sport Class	Date of Birth	Club - Season 2007/2008	Int'l Games Played
4	CHEN Guojun	C	4.0	15 OCT 1983	JIANGSU, NANJING(CHN)	2
5	HUANG Xunan	F	4.0	30 APR 1985	LIAONING, SHENYANG(CHN)	8
6	YANG Lei	C	3.5	12 MAR 1983	BEIJING, BEIJING(CHN)	12
7	ZHANG Lei	C	4.5	04 JUL 1986	BEIJING, BEIJING(CHN)	3
8	DING Hai	C	4.5	20 DEC 1986	LIAONING, SHENYANG(CHN)	8
9	XU Hang	F	2.5	20 DEC 1987	JIANGSU, NANJING(CHN)	2
10	LIN Yin Hai	F	3.5	06 NOV 1986	GUANGDONG, GUANGZHOU(CHN)	2
11	QU Huanjian	F	2.0	16 MAY 1985	LIAONING, SHENYANG(CHN)	8
12	GUO Yandong	F/G	2.0	06 FEB 1987	BEIJING, BEIJING(CHN)	3
13	LI Pengcheng	G	2.0	04 DEC 1980	BEIJING, BEIJING(CHN)	8
14	CHEN Haijiang	G	2.0	07 JUN 1976	BEIJING, BEIJING(CHN)	8
15	CHEN Qi (C)	F/G	1.5	18 MAR 1976	GUANGDONG, GUANGZHOU(CHN)	9

**Team Average**

**1.5**

**Coach** XU Yuansheng  
**Assistant Coach** ZHAI Yongjun

**Team Uniform Colour:**  
**Light:** WHITE  
**Dark:** RED

**Note:**  
Number of international games played provided by NPC

**Legend:**  
(C) Captain                      **C**                      Centre                      **F**                      Forward                      **G**                      Guard  
Pos                      Playing Position



**TEAM ROSTER** As of 5 SEP 2008

球队名单

**GER - GERMANY**

No.	Name	Pos	Sport Class	Date of Birth	Club - Season 2007/2008	Int'l Games Played
4	LOHMANN Bjoern	F	1.0	03 MAY 1979	ASV BONN, BONN(GER)	36
5	SCHUERMANN Jens	F	1.0	30 NOV 1980	RSC OSNABRUCK, OSNABRUCK(GER)	64
6	QUALI Mimoun	F	3.0	22 APR 1975	RSC OSNABRUCK, OSNABRUCK(GER)	160
7	LEHMANN Lars	G	3.0	25 MAY 1977	RSC FRANKFURT, FRANKFURT(GER)	168
8	BIENEK Andre	C	3.0	31 OCT 1986	RSC FRANKFURT, FRANKFURT(GER)	50
9	FISCHER Florian	F/G	1.5	11 APR 1977	USC MUNCHEN, MUNCHEN(GER)	70
10	KRESS Andreas	C	3.5	26 JUN 1986	RSC FRANKFURT, FRANKFURT(GER)	10
11	PASSIWAN Dirk	F/G	4.5	13 OCT 1976	RSC TRIER, TRIER(GER)	33
12	WOLK Sebastian	C	4.0	31 JAN 1981	RSC FRANKFURT, FRANKFURT(GER)	77
13	CHRISTINK Lars (C)	G	2.0	14 JUL 1972	JENA CAPUTS, JENA(GER)	255
14	COSKUN Ahmet	F	4.0	11 MAR 1975	PORTO TORRES, PORTO TORRES(ITA)	190
15	KOHLER-LENZ Dirk	C	4.0	29 OCT 1967	RSV LAHN_DILL, LAHN_DILL(GER)	130

**Team Average**

**20.7**

**Coach** WIEGMANN Frits  
**Assistant Coach** MOERTL Sigg

**Team Uniform Colour:**

**Light:** WHITE

**Dark:** BLACK

**Note:**  
Number of international games played provided by NPC

**Legend:**  
(C) Captain                      C                      Centre                      F                      Forward                      G                      Guard  
Pos                      Playing Position



**TEAM ROSTER** As of 5 SEP 2008

球队名单

**GBR - GREAT BRITAIN**

No.	Name	Pos	Sport Class	Date of Birth	Club - Season 2007/2008	Int'l Games Played
4	BESTWICK Joseph	F	4.5	14 DEC 1984	COLOGNE, COLOGNE(GBR)	0
5	BROWN Simon	G	2.0	07 MAR 1986	MILTON KEYNES ACES, MILTON KEYNES(GBR)	0
6	HAYES Kevin	G	1.0	09 SEP 1963	SHEFFIELD STEELERS, SHEFFIELD(GBR)	0
7	BYWATER Terence	F	4.5	28 FEB 1983	SHEFFIELD STEELERS, SHEFFIELD(GBR)	0
8	MUNN Simon	F	4.0	31 JAN 1968	W. RHINOS, WOLVERHAMPTON(GBR)	0
9	POLLOCK Jon (C)	G	2.5	11 MAY 1977	SHEFFIELD STEELERS, SHEFFIELD(GBR)	0
10	JAMA Abdillah	G	1.0	01 NOV 1982	W. RHINOS, WOLVERHAMPTON(GBR)	0
11	BYRNE Matthew	G	1.5	08 OCT 1974	W. RHINOS, WOLVERHAMPTON(GBR)	0
12	BLAKE Andrew	F	2.5	18 APR 1972	MILTON KEYNES ACES, MILTON KEYNES(GBR)	0
13	FINBOW Peter	G	2.0	17 MAY 1975	OLDHAM OWLS, OLDHAM(GBR)	0
14	HALL Jonathan	G	3.0	13 MAR 1982	SHEFFIELD STEELERS, SHEFFIELD(GBR)	0
15	OROGBEMI Ade	G	2.5	11 MAY 1978	W. RHINOS, WOLVERHAMPTON(GBR)	0

**Team Average**

**0.0**

**Coach** TRESEDER Bernard Murray

**Assistant Coach** BHANIA Haj Singh

**Assistant Coach** THOMAS Sinclair Richford

**Team Uniform Colour:**

**Light:** WHITE

**Dark:** RED

**Note:**  
Number of international games played provided by NPC

**Legend:**  
(C) Captain      F Forward      G Guard      Pos Playing Position



**TEAM ROSTER** As of 5 SEP 2008

球队名单

**IRI - ISLAMIC REPUBLIC of IRAN**

No.	Name	Pos	Sport Class	Date of Birth	Club - Season 2007/2008	Int'l Games Played
4	BOLAGHINALOU Saman	F	1.0	04 DEC 1986	KHOUZESTAN COMMISSION, KHOUZESTAN(IRI)	0
5	HESAMY ZADEH Zakaria	G	2.5	16 JUL 1974	KHOUZESTAN COMMISSION, KHOUZESTAN(IRI)	0
6	MANSOURI Hakim	F	2.0	06 APR 1985	KHOUZESTAN COMMISSION, KHOUZESTAN(IRI)	0
7	AHMADI Ebrahim	C	4.0	02 OCT 1985	ZANJAN AZAD UNIVERSITY, ZANJAN(IRI)	0
8	DAGHAGHELEPOUR Ahmad	F	1.5	23 MAY 1982	KHOUZESTAN COMMISSION, KHOUZESTAN(IRI)	0
9	HOSSEIN POUR Esmaeel	F	1.5	29 SEP 1982	TABRIZ COMMISSION, TABRIZ(IRI)	0
10	AHMADI Alireza	G	3.0	25 JUL 1976	ZANJAN AZAD UNIVERSITY, ZANJAN(IRI)	0
11	NAMI Gholamreza (C)	F	1.0	24 SEP 1976	MASHHAD FARSEH NEGIN, MASHHAD(IRI)	0
12	GHARIBLOO Morteza	C	4.0	13 AUG 1979	ZANJAN AZAD UNIVERSITY, ZANJAN(IRI)	0
13	SIEFI Bahman	F	2.0	04 APR 1986	ZANJAN AZAD UNIVERSITY, ZANJAN(IRI)	0
14	GHOLAM AZAD Vahid	C	4.5	16 SEP 1987	ZANJAN AZAD UNIVERSITY, ZANJAN(IRI)	0
15	TORFI MENESHIDI Adel	C	4.0	23 AUG 1977	KHOUZESTAN COMMISSION, KHOUZESTAN(IRI)	0

**Team Average**

**0.0**

**Coach** KAMRAVA Abdolghafour  
**Assistant Coach** ESHGH Kamal

**Team Uniform Colour:**

**Light:** WHITE

**Dark:** GREEN

**Note:**  
Number of international games played provided by NPC

**Legend:**  
(C) Captain                      **C**                      Centre                      **F**                      Forward                      **G**                      Guard  
Pos                      Playing Position





**TEAM ROSTER** As of 5 SEP 2008

球队名单

**ISR - ISRAEL**

No.	Name	Pos	Sport Class	Date of Birth	Club - Season 2007/2008	Int'l Games Played
4	SAR TOV Eyal	F	4.5	07 MAR 1962	KESSEM, HADREA(ISR)	50
5	DROR Lior	C	4.5	18 APR 1974	SANTA LOCCIA, RONE(ITA)	47
6	OTTOLENGHI Ariel	G	2.0	06 JUL 1963	TARANTO, TARANTO(ITA)	115
7	FURMAN Ron	G	1.0	27 NOV 1977	KESSEM, HADERA(ISR)	39
8	MEISHAR Dotan	F	4.0	05 APR 1969	BEIT HALOCHEM, TEL-AVIV(ISR)	71
9	ROZENBERG Roei	G	2.5	16 AUG 1971	SANTA LUCCIA, ROME(ITA)	80
10	LEHRMAN Avraham	G	2.0	12 OCT 1966	BEIT HACOHEM, TEL-AVIV(ISR)	47
11	DOR Oon Igal Allon	F	4.5	11 JUL 1984	WHITE WATER, WISCONSIN(USA)	32
12	HENDEL Liran	G	2.0	02 AUG 1973	KESSEM, HADERA(ISR)	87
13	HAIM Shay-Refael	G	2.0	26 OCT 1981	BEIT HALOCHEM, TEL-AVIV(ISR)	32
14	PHILIPPS Rotem (C)	F	4.0	24 MAY 1972	SANTO STEFANO, P. POTENZA(ITA)	47
15	DRAI David	G	1.0	31 OCT 1970	BEIT HALOCHEM, TEL-AVIV(ISR)	72

**Team Average**

**7.5**

**Coach** PINTO Ari  
**Assistant Coach** KLEIN Benyamin  
**Assistant Coach** ZAIDE Michael

**Team Uniform Colour:**

**Light:** WHITE

**Dark:** BLUE

**Note:**  
Number of international games played provided by NPC

**Legend:**  
(C) Captain                      **C**                      Centre                      **F**                      Forward                      **G**                      Guard  
Pos                      Playing Position



**TEAM ROSTER** As of 5 SEP 2008

球队名单

**JPN - JAPAN**

No.	Name	Pos	Sport Class	Date of Birth	Club - Season 2007/2008	Int'l Games Played
4	MIURA Fumiharu	G	2.5	09 AUG 1979	MIE CHARIOTS, MIE(JPN)	4
5	MORI Noriyuki	F	2.0	20 JUN 1971	CHIBA HOWKS, CHIBA(JPN)	15
6	MIYAJIMA Tetsuya	C	4.0	29 NOV 1988	TOYAMA WBC, TOYAMA(JPN)	10
7	SATO Satoshi	F	1.0	05 JUN 1976	NO EXCUSE, TOKYO(JPN)	2
8	KORETOMO Keisuke	G	3.0	13 OCT 1970	SHIMIZU MST, HYOGO(JPN)	29
9	KOZAI Hiroaki	F	3.5	14 JUL 1988	CHIBA HOWKS, CHIBA(JPN)	10
10	SUZUKI Akimasa	F	3.5	02 FEB 1977	CHIBA HOWKS, CHIBA(JPN)	8
11	FUJII Shingo (C)	G	1.5	02 JAN 1978	MIYAGI MAX, MIYAGI(JPN)	18
12	KYOYA Kazuyuki	G	1.0	13 AUG 1971	CHIBA HOWKS, CHIBA(JPN)	26
13	FUJIMOTO Reo	C	4.5	22 SEP 1983	MIYAGI MAX, MIYAGI(JPN)	10
14	OSHIMA Tomohiko	C	4.0	20 APR 1971	WORLD BBC, AICHI(JPN)	32
15	MAEDA Kenzo	F	4.5	10 JAN 1975	MORIMOTO BUNKABURO, KANAGAWA(JPN)	5

**Team Average**

**1.6**

**Coach** OKUHARA Akio  
**Assistant Coach** SAKANO Haruo

**Team Uniform Colour:**

**Light:** WHITE

**Dark:** BLUE

**Note:**  
Number of international games played provided by NPC

**Legend:**  
(C) Captain                      **C**                      Centre                      **F**                      Forward                      **G**                      Guard  
Pos                      Playing Position

**TEAM ROSTER** As of 5 SEP 2008

球队名单

**RSA - SOUTH AFRICA**

No.	Name	Pos	Sport Class	Date of Birth	Club - Season 2007/2008	Int'l Games Played
4	RETIEF Marcus	F	1.0	11 DEC 1975	EAGLES, JOHANNESBURG(RSA)	34
5	HARTNICK Shaun	F	1.0	21 NOV 1973	SAINTS, CAPE TOWN(RSA)	58
6	WILLIAMS Ralph	G	2.0	17 DEC 1969	SAINTS, CAPE TOWN(RSA)	67
7	TAYLOR Nicholas	G	2.0	18 JAN 1980	EAGLES, JOHANNESBURG(RSA)	46
8	GOVENDER Justin	F	1.0	21 MAY 1978	WINGS, DURBAN(RSA)	34
9	GUMBI Siphamandla	G	3.0	19 AUG 1975	WINGS, DURBAN(RSA)	38
10	PAPENFUS Marius (C)	G	2.5	30 OCT 1977	BLADERUNNERS, PRETORIA(RSA)	58
11	ZONKE Thandile	G	3.5	15 JUL 1982	LIONS, ORKNEY(RSA)	27
12	CURLE David Nathaniel	F	3.5	27 DEC 1981	PUMAS, PRETORIA(RSA)	37
13	WAITES Grant	F	4.0	13 MAR 1973	EAGLES, JOHANNESBURG(RSA)	28
14	NEL Jeremy	F	4.0	16 AUG 1973	WINGS, DURBAN(RSA)	22
15	NORTJE Richard	F	4.5	27 OCT 1980	BLADERUNNERS, PRETORIA(RSA)	58

**Team Average**

**4.2**

**Coach** SIERRA Vivian  
**Assistant Coach** MOSUOE Kelebone

**Team Uniform Colour:**

**Light:** GOLD  
**Dark:** GREEN

**Note:**  
Number of international games played provided by NPC

**Legend:**  
(C) Captain      F Forward      G Guard      Pos Playing Position



**TEAM ROSTER** As of 5 SEP 2008

球队名单

**SWE - SWEDEN**

No.	Name	Pos	Sport Class	Date of Birth	Club - Season 2007/2008	Int'l Games Played
4	NYLANDER Patrik	F	2.0	20 MAR 1980	NORRBACKA HIF, STOCKHOLM(SWE)	56
5	GUSTAVSSON Joachim	F	3.5	09 DEC 1971	NACKA HI, STOCKHOLM(SWE)	142
6	LARSSON Niclas	F	1.0	29 JAN 1969	NORRBACKA HIF, STOCKHOLM(SWE)	24
7	BYQVIST Per	C	3.0	18 FEB 1968	NORRBACKA HIF, STOCKHOLM(SWE)	16
8	ABLORH Enoch (C)	G	4.0	28 APR 1972	DALLAS, DALLAS(USA)	148
9	WALLIN Dan	C	4.0	29 SEP 1973	GOTEBORG RBK, GOTHENBORG(SWE)	74
10	HAIDARI Hussein	G	3.0	20 DEC 1978	GALATASARAY, ISTANBUL(TUR)	128
11	KOHLSTROM Peter	F	2.5	21 MAY 1975	NACKA HI, STOCKHOLM(SWE)	120
12	AKERBERG Thomas	F	3.0	15 JUN 1968	NORRKOPING DOLPHINS, NORRKOPING(SWE)	219
13	LARSSON Thomas	F	1.0	20 MAY 1969	GIULANOVA, GIULANOVA(ITA)	53
14	LINDEN Joakim	F	2.5	01 DEC 1988	NORRKOPING DOLPHINS, NORRKOPING(SWE)	14
15	MENG Robin	G	3.0	01 JUL 1990	ESKILSTUNA HIF, ESKILSTUNA(SWE)	12

**Team Average**

**7.6**

**Coach** LOPES Ines  
**Assistant Coach** ANDER Nils  
**Assistant Coach** ANDERSSON Lars Gunnar

**Team Uniform Colour:**  
**Light:** YELLOW  
**Dark:** BLUE

**Note:**  
Number of international games played provided by NPC

**Legend:**  
(C) Captain                      **C**                      Centre                      **F**                      Forward                      **G**                      Guard  
Pos                      Playing Position



**TEAM ROSTER** As of 5 SEP 2008

球队名单

**USA - UNITED STATES of AMERICA**

No.	Name	Pos	Sport Class	Date of Birth	Club - Season 2007/2008	Int'l Games Played
4	BARBER Eric	G	1.0	07 DEC 1970	MILWAUKEE WC BUCK, MILWAUKEE, WI(USA)	4
5	PAYE Mikey (C)	G	3.0	24 APR 1983	RSV LAHN-DILL, WETZLAR, GERMANY(GER)	5
6	LESPERANCE Matt	G	1.0	23 MAY 1987	UW-WISCONSIN, WHITEWATER, WI(USA)	6
7	MAZZI Jaime	G	2.0	09 AUG 1981	UW-WISCONSIN, WHITEWATER, WI(USA)	7
8	COUNTS Jacob	F	3.5	24 JAN 1980	MILWAUKEE WC BUCK, MILWAUKEE, WI(USA)	8
9	SCOTT Matt	F	4.0	27 APR 1985	UW-WISCONSIN, WHITEWATER, WI(USA)	9
10	GLASBRENNER Jeff	C	4.5	20 JAN 1973	DALLAS WC MAVERICKS, DALLAS, TX(USA)	10
11	SERIO Steve	F	3.5	08 SEP 1987	U OF ILLINOIS, CHAMPAIGN, IL(USA)	11
12	NELMS Jay	G	2.5	11 NOV 1980	DALLAS WC MAVERICKS, DALLAS, TX(USA)	12
13	LADE Jeremy	G	2.5	06 JAN 1981	MILWAUKEE WC BUCK, MILWAUKEE, WI(USA)	13
14	SCHULTE Paul	G	3.0	05 APR 1979	DALLAS WC MAVERICKS, DALLAS, TX(USA)	14
15	CHAMBERS Joe	C	4.0	10 JAN 1982	UW-WISCONSIN, WHITEWATER, WI(USA)	15

**Team Average**

**0.8**

**Coach** WILSON Steve  
**Assistant Coach** CHYNOWETH Tracy  
**Assistant Coach** JACKSON Paul

**Team Uniform Colour:**  
**Light:** WHITE  
**Dark:** BLUE

**Note:**  
Number of international games played provided by NPC

**Legend:**  
(C) Captain                      C                      Centre                      F                      Forward                      G                      Guard  
Pos                      Playing Position



**TEAM ROSTER** As of 5 SEP 2008

球队名单

**AUS - AUSTRALIA**

No.	Name	Pos	Sport Class	Date of Birth	Club - Season 2007/2008	Int'l Games Played
4	EVESON Justin	F	4.5	10 JUN 1980	WHEELCATS, PERTH(AUS)	100
5	SACHS Troy	C	4.5	03 DEC 1975	WEST SYDNEY RAZORBACKS, SYDNEY(AUS)	254
6	STIBNERS Brett	F	4.0	25 JUN 1979	ROLLERHAWKS, WOLLONGONG(AUS)	25
7	NORRIS Shaun	F/G	3.0	02 APR 1985	WHEELCATS, PERTH(AUS)	82
8	HARTNETT Michael	G	1.0	03 JUN 1982	WHEELCATS, PERTH(AUS)	27
9	KNOWLES Tristan	F	4.0	25 APR 1983	ROLLERHAWKS, WOLLONGONG(AUS)	89
10	KING Adrian	F	2.0	25 NOV 1971	SPINNING BULLETS, BRISBANE(AUS)	125
11	SIMMONS Tige	G	1.0	05 MAY 1977	SPINNING BULLETS, BRISBANE(AUS)	46
12	MIZENS Grant	G	2.0	19 APR 1977	WEST SYDNEY RAZORBACKS, SYDNEY(AUS)	64
13	ALCOTT Dylan	G	1.0	04 DEC 1990	DANDENONG RANGERS, MELBOURNE(AUS)	17
14	DOWLER Brendan	G	1.0	31 JAN 1968	WEST SYDNEY RAZORBACKS, SYDNEY(AUS)	98
15	NESS Brad (C)	C	4.5	24 NOV 1974	WHEELCATS, PERTH(AUS)	105

**Team Average**

**86.0**

**Coach** ETTRIDGE Benjamin James  
**Assistant Coach** FRIDAY Craig Anthony

**Team Uniform Colour:**

**Light:** GOLD  
**Dark:** GREEN

**Note:**  
Number of international games played provided by NPC

**Legend:**  
(C) Captain                      **C**                      Centre                      **F**                      Forward                      **G**                      Guard  
Pos                      Playing Position



**TEAM ROSTER** As of 5 SEP 2008

球队名单

**BRA - BRAZIL**

No.	Name	Pos	Sport Class	Date of Birth	Club - Season 2007/2008	Int'l Games Played
4	SILVA Jose Ricardo (C)	G	1.5	09 APR 1976	FUNAD, JOAO PESSOA(BRA)	6
5	ROCA Heriberto	G	1.0	21 APR 1980	AGUIAS, SAO PAULO(BRA)	6
6	SILVA Erick	C	3.5	05 OCT 1978	CAD, S.J.DO RIO(BRA)	22
7	SILVA Jose Marcos	C	4.0	02 FEB 1970	AHC, SAO PAULO(BRA)	18
8	NUNES Irio	G	4.5	02 MAY 1980	ANDEF, RIO DE JANEIRO(BRA)	15
9	PESSOA Nilton	G	2.0	28 JAN 1976	AGUIAS, SAO PAULO(BRA)	8
10	SILVA SANDOVAL Francisco	C	3.0	15 APR 1975	ANDEF, RIO DE JANEIRO(BRA)	8
11	SILVA JUNIOR Gelson	F	3.5	06 MAR 1980	AHC, SAO PAULO(BRA)	1
12	LIMA Everaldo	G	2.5	24 JUL 1973	CAD, S.J.DO RIO(BRA)	0
13	MIRANDO Leandro	C	4.5	27 AUG 1982	CAD, S.J.DO RIO(BRA)	13
14	ALEXANDRE Sergio	F	2.0	13 JAN 1982	MAGIC HANDS, SAO PAULO(BRA)	0
15	SILVA Douglas	C	3.0	22 APR 1978	AGUIAS, SAO PAULO(BRA)	0

**Team Average**

**4.0**

**Coach** SILVA Itamar Luiz  
**Assistant Coach** SILVA SANTOS Sileno

**Team Uniform Colour:**

**Light:** GREEN

**Dark:** BLUE

**Note:**  
Number of international games played provided by NPC

**Legend:**  
(C) Captain                      **C**                      Centre                      **F**                      Forward                      **G**                      Guard  
Pos                      Playing Position



**TEAM ROSTER** As of 5 SEP 2008

球队名单

**CAN - CANADA**

No.	Name	Pos	Sport Class	Date of Birth	Club - Season 2007/2008	Int'l Games Played
4	DUREPOS David	F/G	3.5	14 JUL 1968	MILWAUKEE BUCKS, MILWAUKEE(USA)	0
5	ROUILLARD Yvon	F	3.0	19 APR 1972	CIVA, MONTREAL(CAN)	0
6	HEDGES Robert	F/G	2.5	05 JAN 1980	BC CABLE CARS, VANCOUVER(CAN)	0
7	PETER Richard	F/G	2.5	10 SEP 1972	BC CABLE CARS, VANCOUVER(CAN)	0
8	JOHNSON Joey	C	4.5	26 JUL 1975	LAN DILL, WETZLAR(GER)	0
9	NORTON Ross	F	2.0	20 APR 1973	NORTHERN LIGHTS, EDMONTON(CAN)	0
10	LANCIA Adam	F	4.5	17 JAN 1980	VARIETY VILLAGE, TORONTO(CAN)	0
11	BORISOFF Jaimie (C)	G	1.0	20 JUN 1970	BC CABLE CARS, VANCOUVER(CAN)	0
12	ANDERSON Patrick	F	4.5	22 AUG 1979	BC CABLE CARS, VANCOUVER(CAN)	0
13	STOUTENBERG Chris	G	1.0	13 SEP 1977	BURLINGTON, BURLINGTON(CAN)	0
14	DINI Abditatch	G	1.0	01 JUN 1981	VARIETY VILLAGE, TORONTO(CAN)	0
15	ENG David	F	4.5	21 NOV 1976	LAVAL, LAVAL(CAN)	0

**Team Average**

**0.0**

**Coach** FROGLEY Mile  
**Assistant Coach** BOWES Paul  
**Assistant Coach** TONELLO Jerry

**Team Uniform Colour:**

**Light:** WHITE

**Dark:** BLACK

**Note:**  
Number of international games played provided by NPC

**Legend:**  
(C) Captain                      **C**                      Centre                      **F**                      Forward                      **G**                      Guard  
Pos                      Playing Position



**TEAM ROSTER** As of 5 SEP 2008

球队名单

**CHN - CHINA**

No.	Name	Pos	Sport Class	Date of Birth	Club - Season 2007/2008	Int'l Games Played
4	CHEN Guojun	C	4.0	15 OCT 1983	JIANGSU, NANJING(CHN)	2
5	HUANG Xunan	F	4.0	30 APR 1985	LIAONING, SHENYANG(CHN)	8
6	YANG Lei	C	3.5	12 MAR 1983	BEIJING, BEIJING(CHN)	12
7	ZHANG Lei	C	4.5	04 JUL 1986	BEIJING, BEIJING(CHN)	3
8	DING Hai	C	4.5	20 DEC 1986	LIAONING, SHENYANG(CHN)	8
9	XU Hang	F	2.5	20 DEC 1987	JIANGSU, NANJING(CHN)	2
10	LIN Yin Hai	F	3.5	06 NOV 1986	GUANGDONG, GUANGZHOU(CHN)	2
11	QU Huanjian	F	2.0	16 MAY 1985	LIAONING, SHENYANG(CHN)	8
12	GUO Yandong	F/G	2.0	06 FEB 1987	BEIJING, BEIJING(CHN)	3
13	LI Pengcheng	G	2.0	04 DEC 1980	BEIJING, BEIJING(CHN)	8
14	CHEN Haijiang	G	2.0	07 JUN 1976	BEIJING, BEIJING(CHN)	8
15	CHEN Qi (C)	F/G	1.5	18 MAR 1976	GUANGDONG, GUANGZHOU(CHN)	9

**Team Average**

**1.5**

**Coach** XU Yuansheng  
**Assistant Coach** ZHAI Yongjun

**Team Uniform Colour:**  
**Light:** WHITE  
**Dark:** RED

**Note:**  
Number of international games played provided by NPC

**Legend:**  
(C) Captain                      **C**                      Centre                      **F**                      Forward                      **G**                      Guard  
Pos                      Playing Position



**TEAM ROSTER** As of 5 SEP 2008

球队名单

**GER - GERMANY**

No.	Name	Pos	Sport Class	Date of Birth	Club - Season 2007/2008	Int'l Games Played
4	LOHMANN Bjoern	F	1.0	03 MAY 1979	ASV BONN, BONN(GER)	36
5	SCHUERMANN Jens	F	1.0	30 NOV 1980	RSC OSNABRUCK, OSNABRUCK(GER)	64
6	QUALI Mimoun	F	3.0	22 APR 1975	RSC OSNABRUCK, OSNABRUCK(GER)	160
7	LEHMANN Lars	G	3.0	25 MAY 1977	RSC FRANKFURT, FRANKFURT(GER)	168
8	BIENEK Andre	C	3.0	31 OCT 1986	RSC FRANKFURT, FRANKFURT(GER)	50
9	FISCHER Florian	F/G	1.5	11 APR 1977	USC MUNCHEN, MUNCHEN(GER)	70
10	KRESS Andreas	C	3.5	26 JUN 1986	RSC FRANKFURT, FRANKFURT(GER)	10
11	PASSIWAN Dirk	F/G	4.5	13 OCT 1976	RSC TRIER, TRIER(GER)	33
12	WOLK Sebastian	C	4.0	31 JAN 1981	RSC FRANKFURT, FRANKFURT(GER)	77
13	CHRISTINK Lars (C)	G	2.0	14 JUL 1972	JENA CAPUTS, JENA(GER)	255
14	COSKUN Ahmet	F	4.0	11 MAR 1975	PORTO TORRES, PORTO TORRES(ITA)	190
15	KOHLER-LENZ Dirk	C	4.0	29 OCT 1967	RSV LAHN_DILL, LAHN_DILL(GER)	130

**Team Average**

**20.7**

**Coach** WIEGMANN Frits  
**Assistant Coach** MOERTL Sigg

**Team Uniform Colour:**

**Light:** WHITE

**Dark:** BLACK

**Note:**  
Number of international games played provided by NPC

**Legend:**  
(C) Captain                      **C**                      Centre                      **F**                      Forward                      **G**                      Guard  
Pos                      Playing Position



**TEAM ROSTER** As of 5 SEP 2008

球队名单

**GBR - GREAT BRITAIN**

No.	Name	Pos	Sport Class	Date of Birth	Club - Season 2007/2008	Int'l Games Played
4	BESTWICK Joseph	F	4.5	14 DEC 1984	COLOGNE, COLOGNE(GBR)	0
5	BROWN Simon	G	2.0	07 MAR 1986	MILTON KEYNES ACES, MILTON KEYNES(GBR)	0
6	HAYES Kevin	G	1.0	09 SEP 1963	SHEFFIELD STEELERS, SHEFFIELD(GBR)	0
7	BYWATER Terence	F	4.5	28 FEB 1983	SHEFFIELD STEELERS, SHEFFIELD(GBR)	0
8	MUNN Simon	F	4.0	31 JAN 1968	W. RHINOS, WOLVERHAMPTON(GBR)	0
9	POLLOCK Jon (C)	G	2.5	11 MAY 1977	SHEFFIELD STEELERS, SHEFFIELD(GBR)	0
10	JAMA Abdillah	G	1.0	01 NOV 1982	W. RHINOS, WOLVERHAMPTON(GBR)	0
11	BYRNE Matthew	G	1.5	08 OCT 1974	W. RHINOS, WOLVERHAMPTON(GBR)	0
12	BLAKE Andrew	F	2.5	18 APR 1972	MILTON KEYNES ACES, MILTON KEYNES(GBR)	0
13	FINBOW Peter	G	2.0	17 MAY 1975	OLDHAM OWLS, OLDHAM(GBR)	0
14	HALL Jonathan	G	3.0	13 MAR 1982	SHEFFIELD STEELERS, SHEFFIELD(GBR)	0
15	OROGBEMI Ade	G	2.5	11 MAY 1978	W. RHINOS, WOLVERHAMPTON(GBR)	0

**Team Average**

**0.0**

**Coach** TRESEDER Bernard Murray

**Assistant Coach** BHANIA Haj Singh

**Assistant Coach** THOMAS Sinclair Richford

**Team Uniform Colour:**

**Light:** WHITE

**Dark:** RED

**Note:**  
Number of international games played provided by NPC

**Legend:**  
(C) Captain      F Forward      G Guard      Pos Playing Position

**TEAM ROSTER** As of 5 SEP 2008

球队名单

**IRI - ISLAMIC REPUBLIC of IRAN**

No.	Name	Pos	Sport Class	Date of Birth	Club - Season 2007/2008	Int'l Games Played
4	BOLAGHINALOU Saman	F	1.0	04 DEC 1986	KHOUZESTAN COMMISSION, KHOUZESTAN(IRI)	0
5	HESAMY ZADEH Zakaria	G	2.5	16 JUL 1974	KHOUZESTAN COMMISSION, KHOUZESTAN(IRI)	0
6	MANSOURI Hakim	F	2.0	06 APR 1985	KHOUZESTAN COMMISSION, KHOUZESTAN(IRI)	0
7	AHMADI Ebrahim	C	4.0	02 OCT 1985	ZANJAN AZAD UNIVERSITY, ZANJAN(IRI)	0
8	DAGHAGHELEPOUR Ahmad	F	1.5	23 MAY 1982	KHOUZESTAN COMMISSION, KHOUZESTAN(IRI)	0
9	HOSSEIN POUR Esmaeel	F	1.5	29 SEP 1982	TABRIZ COMMISSION, TABRIZ(IRI)	0
10	AHMADI Alireza	G	3.0	25 JUL 1976	ZANJAN AZAD UNIVERSITY, ZANJAN(IRI)	0
11	NAMI Gholamreza (C)	F	1.0	24 SEP 1976	MASHHAD FARSHEH NEGIN, MASHHAD(IRI)	0
12	GHARIBLOO Morteza	C	4.0	13 AUG 1979	ZANJAN AZAD UNIVERSITY, ZANJAN(IRI)	0
13	SIEFI Bahman	F	2.0	04 APR 1986	ZANJAN AZAD UNIVERSITY, ZANJAN(IRI)	0
14	GHOLAM AZAD Vahid	C	4.5	16 SEP 1987	ZANJAN AZAD UNIVERSITY, ZANJAN(IRI)	0
15	TORFI MENESHIDI Adel	C	4.0	23 AUG 1977	KHOUZESTAN COMMISSION, KHOUZESTAN(IRI)	0

**Team Average**

**0.0**

**Coach** KAMRAVA Abdolghafour  
**Assistant Coach** ESHGH Kamal

**Team Uniform Colour:**

**Light:** WHITE

**Dark:** GREEN

**Note:**  
Number of international games played provided by NPC

**Legend:**  
(C) Captain                      **C**                      Centre                      **F**                      Forward                      **G**                      Guard  
Pos                      Playing Position



**TEAM ROSTER** As of 5 SEP 2008

球队名单

**ISR - ISRAEL**

No.	Name	Pos	Sport Class	Date of Birth	Club - Season 2007/2008	Int'l Games Played
4	SAR TOV Eyal	F	4.5	07 MAR 1962	KESSEM, HADREA(ISR)	50
5	DROR Lior	C	4.5	18 APR 1974	SANTA LOCCIA, RONE(ITA)	47
6	OTTOLENGHI Ariel	G	2.0	06 JUL 1963	TARANTO, TARANTO(ITA)	115
7	FURMAN Ron	G	1.0	27 NOV 1977	KESSEM, HADERA(ISR)	39
8	MEISHAR Dotan	F	4.0	05 APR 1969	BEIT HALOCHEM, TEL-AVIV(ISR)	71
9	ROZENBERG Roei	G	2.5	16 AUG 1971	SANTA LUCCIA, ROME(ITA)	80
10	LEHRMAN Avraham	G	2.0	12 OCT 1966	BEIT HACOCHER, TEL-AVIV(ISR)	47
11	DOR Oon Igal Allon	F	4.5	11 JUL 1984	WHITE WATER, WISCONSIN(USA)	32
12	HENDEL Liran	G	2.0	02 AUG 1973	KESSEM, HADERA(ISR)	87
13	HAIM Shay-Refael	G	2.0	26 OCT 1981	BEIT HALOCHEM, TEL-AVIV(ISR)	32
14	PHILIPPS Rotem (C)	F	4.0	24 MAY 1972	SANTO STEFANO, P. POTENZA(ITA)	47
15	DRAI David	G	1.0	31 OCT 1970	BEIT HALOCHEM, TEL-AVIV(ISR)	72

**Team Average**

**7.5**

**Coach** PINTO Ari  
**Assistant Coach** KLEIN Benyamin  
**Assistant Coach** ZAIDE Michael

**Team Uniform Colour:**

**Light:** WHITE

**Dark:** BLUE

**Note:**  
Number of international games played provided by NPC

**Legend:**  
(C) Captain                      **C**                      Centre                      **F**                      Forward                      **G**                      Guard  
Pos                      Playing Position



**TEAM ROSTER** As of 5 SEP 2008

球队名单

**JPN - JAPAN**

No.	Name	Pos	Sport Class	Date of Birth	Club - Season 2007/2008	Int'l Games Played
4	MIURA Fumiharu	G	2.5	09 AUG 1979	MIE CHARIOTS, MIE(JPN)	4
5	MORI Noriyuki	F	2.0	20 JUN 1971	CHIBA HOWKS, CHIBA(JPN)	15
6	MIYAJIMA Tetsuya	C	4.0	29 NOV 1988	TOYAMA WBC, TOYAMA(JPN)	10
7	SATO Satoshi	F	1.0	05 JUN 1976	NO EXCUSE, TOKYO(JPN)	2
8	KORETOMO Keisuke	G	3.0	13 OCT 1970	SHIMIZU MST, HYOGO(JPN)	29
9	KOZAI Hiroaki	F	3.5	14 JUL 1988	CHIBA HOWKS, CHIBA(JPN)	10
10	SUZUKI Akimasa	F	3.5	02 FEB 1977	CHIBA HOWKS, CHIBA(JPN)	8
11	FUJII Shingo (C)	G	1.5	02 JAN 1978	MIYAGI MAX, MIYAGI(JPN)	18
12	KYOYA Kazuyuki	G	1.0	13 AUG 1971	CHIBA HOWKS, CHIBA(JPN)	26
13	FUJIMOTO Reo	C	4.5	22 SEP 1983	MIYAGI MAX, MIYAGI(JPN)	10
14	OSHIMA Tomohiko	C	4.0	20 APR 1971	WORLD BBC, AICHI(JPN)	32
15	MAEDA Kenzo	F	4.5	10 JAN 1975	MORIMOTO BUNKABURO, KANAGAWA(JPN)	5

**Team Average**

**1.6**

**Coach** OKUHARA Akio  
**Assistant Coach** SAKANO Haruo

**Team Uniform Colour:**

**Light:** WHITE

**Dark:** BLUE

**Note:**  
Number of international games played provided by NPC

**Legend:**  
(C) Captain                      **C**                      Centre                      **F**                      Forward                      **G**                      Guard  
Pos                      Playing Position

**TEAM ROSTER** As of 5 SEP 2008

球队名单

**RSA - SOUTH AFRICA**

No.	Name	Pos	Sport Class	Date of Birth	Club - Season 2007/2008	Int'l Games Played
4	RETIEF Marcus	F	1.0	11 DEC 1975	EAGLES, JOHANNESBURG(RSA)	34
5	HARTNICK Shaun	F	1.0	21 NOV 1973	SAINTS, CAPE TOWN(RSA)	58
6	WILLIAMS Ralph	G	2.0	17 DEC 1969	SAINTS, CAPE TOWN(RSA)	67
7	TAYLOR Nicholas	G	2.0	18 JAN 1980	EAGLES, JOHANNESBURG(RSA)	46
8	GOVENDER Justin	F	1.0	21 MAY 1978	WINGS, DURBAN(RSA)	34
9	GUMBI Siphamandla	G	3.0	19 AUG 1975	WINGS, DURBAN(RSA)	38
10	PAPENFUS Marius (C)	G	2.5	30 OCT 1977	BLADERUNNERS, PRETORIA(RSA)	58
11	ZONKE Thandile	G	3.5	15 JUL 1982	LIONS, ORKNEY(RSA)	27
12	CURLE David Nathaniel	F	3.5	27 DEC 1981	PUMAS, PRETORIA(RSA)	37
13	WAITES Grant	F	4.0	13 MAR 1973	EAGLES, JOHANNESBURG(RSA)	28
14	NEL Jeremy	F	4.0	16 AUG 1973	WINGS, DURBAN(RSA)	22
15	NORTJE Richard	F	4.5	27 OCT 1980	BLADERUNNERS, PRETORIA(RSA)	58

**Team Average**

**4.2**

**Coach** SIERRA Vivian  
**Assistant Coach** MOSUOE Kelebone

**Team Uniform Colour:**

**Light:** GOLD  
**Dark:** GREEN

**Note:**  
Number of international games played provided by NPC

**Legend:**  
(C) Captain      F Forward      G Guard      Pos Playing Position



**TEAM ROSTER** As of 5 SEP 2008

球队名单

**SWE - SWEDEN**

No.	Name	Pos	Sport Class	Date of Birth	Club - Season 2007/2008	Int'l Games Played
4	NYLANDER Patrik	F	2.0	20 MAR 1980	NORRBACKA HIF, STOCKHOLM(SWE)	56
5	GUSTAVSSON Joachim	F	3.5	09 DEC 1971	NACKA HI, STOCKHOLM(SWE)	142
6	LARSSON Niclas	F	1.0	29 JAN 1969	NORRBACKA HIF, STOCKHOLM(SWE)	24
7	BYQVIST Per	C	3.0	18 FEB 1968	NORRBACKA HIF, STOCKHOLM(SWE)	16
8	ABLORH Enoch (C)	G	4.0	28 APR 1972	DALLAS, DALLAS(USA)	148
9	WALLIN Dan	C	4.0	29 SEP 1973	GOTEBORG RBK, GOTHENBORG(SWE)	74
10	HAIDARI Hussein	G	3.0	20 DEC 1978	GALATASARAY, ISTANBUL(TUR)	128
11	KOHLSTROM Peter	F	2.5	21 MAY 1975	NACKA HI, STOCKHOLM(SWE)	120
12	AKERBERG Thomas	F	3.0	15 JUN 1968	NORRKOPING DOLPHINS, NORRKOPING(SWE)	219
13	LARSSON Thomas	F	1.0	20 MAY 1969	GIULANOVA, GIULANOVA(ITA)	53
14	LINDEN Joakim	F	2.5	01 DEC 1988	NORRKOPING DOLPHINS, NORRKOPING(SWE)	14
15	MENG Robin	G	3.0	01 JUL 1990	ESKILSTUNA HIF, ESKILSTUNA(SWE)	12

**Team Average**

**7.6**

**Coach** LOPES Ines  
**Assistant Coach** ANDER Nils  
**Assistant Coach** ANDERSSON Lars Gunnar

**Team Uniform Colour:**

**Light:** YELLOW

**Dark:** BLUE

**Note:**  
Number of international games played provided by NPC

**Legend:**  
(C) Captain                      **C**                      Centre                      **F**                      Forward                      **G**                      Guard  
Pos                      Playing Position





**TEAM ROSTER** As of 5 SEP 2008

球队名单

**USA - UNITED STATES of AMERICA**

No.	Name	Pos	Sport Class	Date of Birth	Club - Season 2007/2008	Int'l Games Played
4	BARBER Eric	G	1.0	07 DEC 1970	MILWAUKEE WC BUCK, MILWAUKEE, WI(USA)	4
5	PAYE Mikey (C)	G	3.0	24 APR 1983	RSV LAHN-DILL, WETZLAR, GERMANY(GER)	5
6	LESPERANCE Matt	G	1.0	23 MAY 1987	UW-WISCONSIN, WHITEWATER, WI(USA)	6
7	MAZZI Jaime	G	2.0	09 AUG 1981	UW-WISCONSIN, WHITEWATER, WI(USA)	7
8	COUNTS Jacob	F	3.5	24 JAN 1980	MILWAUKEE WC BUCK, MILWAUKEE, WI(USA)	8
9	SCOTT Matt	F	4.0	27 APR 1985	UW-WISCONSIN, WHITEWATER, WI(USA)	9
10	GLASBRENNER Jeff	C	4.5	20 JAN 1973	DALLAS WC MAVERICKS, DALLAS, TX(USA)	10
11	SERIO Steve	F	3.5	08 SEP 1987	U OF ILLINOIS, CHAMPAIGN, IL(USA)	11
12	NELMS Jay	G	2.5	11 NOV 1980	DALLAS WC MAVERICKS, DALLAS, TX(USA)	12
13	LADE Jeremy	G	2.5	06 JAN 1981	MILWAUKEE WC BUCK, MILWAUKEE, WI(USA)	13
14	SCHULTE Paul	G	3.0	05 APR 1979	DALLAS WC MAVERICKS, DALLAS, TX(USA)	14
15	CHAMBERS Joe	C	4.0	10 JAN 1982	UW-WISCONSIN, WHITEWATER, WI(USA)	15

**Team Average**

**0.8**

**Coach** WILSON Steve  
**Assistant Coach** CHYNOWETH Tracy  
**Assistant Coach** JACKSON Paul

**Team Uniform Colour:**  
**Light:** WHITE  
**Dark:** BLUE

**Note:**  
Number of international games played provided by NPC

**Legend:**  
(C) Captain                      **C**                      Centre                      **F**                      Forward                      **G**                      Guard  
Pos                      Playing Position



**TEAM ROSTER** As of 5 SEP 2008

球队名单

**AUS - AUSTRALIA**

No.	Name	Pos	Sport Class	Date of Birth	Club - Season 2007/2008	Int'l Games Played
4	EVESON Justin	F	4.5	10 JUN 1980	WHEELCATS, PERTH(AUS)	100
5	SACHS Troy	C	4.5	03 DEC 1975	WEST SYDNEY RAZORBACKS, SYDNEY(AUS)	254
6	STIBNERS Brett	F	4.0	25 JUN 1979	ROLLERHAWKS, WOLLONGONG(AUS)	25
7	NORRIS Shaun	F/G	3.0	02 APR 1985	WHEELCATS, PERTH(AUS)	82
8	HARTNETT Michael	G	1.0	03 JUN 1982	WHEELCATS, PERTH(AUS)	27
9	KNOWLES Tristan	F	4.0	25 APR 1983	ROLLERHAWKS, WOLLONGONG(AUS)	89
10	KING Adrian	F	2.0	25 NOV 1971	SPINNING BULLETS, BRISBANE(AUS)	125
11	SIMMONS Tige	G	1.0	05 MAY 1977	SPINNING BULLETS, BRISBANE(AUS)	46
12	MIZENS Grant	G	2.0	19 APR 1977	WEST SYDNEY RAZORBACKS, SYDNEY(AUS)	64
13	ALCOTT Dylan	G	1.0	04 DEC 1990	DANDENONG RANGERS, MELBOURNE(AUS)	17
14	DOWLER Brendan	G	1.0	31 JAN 1968	WEST SYDNEY RAZORBACKS, SYDNEY(AUS)	98
15	NESS Brad (C)	C	4.5	24 NOV 1974	WHEELCATS, PERTH(AUS)	105

**Team Average**

**86.0**

**Coach** ETTRIDGE Benjamin James  
**Assistant Coach** FRIDAY Craig Anthony

**Team Uniform Colour:**  
**Light:** GOLD  
**Dark:** GREEN

**Note:**  
Number of international games played provided by NPC

**Legend:**  
(C) Captain                      **C**                      Centre                      **F**                      Forward                      **G**                      Guard  
Pos                      Playing Position



**TEAM ROSTER** As of 5 SEP 2008

球队名单

**BRA - BRAZIL**

No.	Name	Pos	Sport Class	Date of Birth	Club - Season 2007/2008	Int'l Games Played
4	SILVA Jose Ricardo (C)	G	1.5	09 APR 1976	FUNAD, JOAO PESSOA(BRA)	6
5	ROCA Heriberto	G	1.0	21 APR 1980	AGUIAS, SAO PAULO(BRA)	6
6	SILVA Erick	C	3.5	05 OCT 1978	CAD, S.J.DO RIO(BRA)	22
7	SILVA Jose Marcos	C	4.0	02 FEB 1970	AHC, SAO PAULO(BRA)	18
8	NUNES Irio	G	4.5	02 MAY 1980	ANDEF, RIO DE JANEIRO(BRA)	15
9	PESSOA Nilton	G	2.0	28 JAN 1976	AGUIAS, SAO PAULO(BRA)	8
10	SILVA SANDOVAL Francisco	C	3.0	15 APR 1975	ANDEF, RIO DE JANEIRO(BRA)	8
11	SILVA JUNIOR Gelson	F	3.5	06 MAR 1980	AHC, SAO PAULO(BRA)	1
12	LIMA Everaldo	G	2.5	24 JUL 1973	CAD, S.J.DO RIO(BRA)	0
13	MIRANDO Leandro	C	4.5	27 AUG 1982	CAD, S.J.DO RIO(BRA)	13
14	ALEXANDRE Sergio	F	2.0	13 JAN 1982	MAGIC HANDS, SAO PAULO(BRA)	0
15	SILVA Douglas	C	3.0	22 APR 1978	AGUIAS, SAO PAULO(BRA)	0

**Team Average**

**4.0**

**Coach** SILVA Itamar Luiz  
**Assistant Coach** SILVA SANTOS Sileno

**Team Uniform Colour:**

**Light:** GREEN

**Dark:** BLUE

**Note:**  
Number of international games played provided by NPC

**Legend:**  
(C) Captain                      **C**                      Centre                      **F**                      Forward                      **G**                      Guard  
Pos                      Playing Position



**TEAM ROSTER** As of 5 SEP 2008

球队名单

**CAN - CANADA**

No.	Name	Pos	Sport Class	Date of Birth	Club - Season 2007/2008	Int'l Games Played
4	DUREPOS David	F/G	3.5	14 JUL 1968	MILWAUKEE BUCKS, MILWAUKEE(USA)	0
5	ROUILLARD Yvon	F	3.0	19 APR 1972	CIVA, MONTREAL(CAN)	0
6	HEDGES Robert	F/G	2.5	05 JAN 1980	BC CABLE CARS, VANCOUVER(CAN)	0
7	PETER Richard	F/G	2.5	10 SEP 1972	BC CABLE CARS, VANCOUVER(CAN)	0
8	JOHNSON Joey	C	4.5	26 JUL 1975	LAN DILL, WETZLAR(GER)	0
9	NORTON Ross	F	2.0	20 APR 1973	NORTHERN LIGHTS, EDMONTON(CAN)	0
10	LANCIA Adam	F	4.5	17 JAN 1980	VARIETY VILLAGE, TORONTO(CAN)	0
11	BORISOFF Jaimie (C)	G	1.0	20 JUN 1970	BC CABLE CARS, VANCOUVER(CAN)	0
12	ANDERSON Patrick	F	4.5	22 AUG 1979	BC CABLE CARS, VANCOUVER(CAN)	0
13	STOUTENBERG Chris	G	1.0	13 SEP 1977	BURLINGTON, BURLINGTON(CAN)	0
14	DINI Abditatch	G	1.0	01 JUN 1981	VARIETY VILLAGE, TORONTO(CAN)	0
15	ENG David	F	4.5	21 NOV 1976	LAVAL, LAVAL(CAN)	0

**Team Average**

**0.0**

**Coach** FROGLEY Mile  
**Assistant Coach** BOWES Paul  
**Assistant Coach** TONELLO Jerry

**Team Uniform Colour:**

**Light:** WHITE

**Dark:** BLACK

**Note:**  
Number of international games played provided by NPC

**Legend:**  
(C) Captain                      **C**                      Centre                      **F**                      Forward                      **G**                      Guard  
Pos                      Playing Position



**TEAM ROSTER** As of 5 SEP 2008

球队名单

**CHN - CHINA**

No.	Name	Pos	Sport Class	Date of Birth	Club - Season 2007/2008	Int'l Games Played
4	CHEN Guojun	C	4.0	15 OCT 1983	JIANGSU, NANJING(CHN)	2
5	HUANG Xunan	F	4.0	30 APR 1985	LIAONING, SHENYANG(CHN)	8
6	YANG Lei	C	3.5	12 MAR 1983	BEIJING, BEIJING(CHN)	12
7	ZHANG Lei	C	4.5	04 JUL 1986	BEIJING, BEIJING(CHN)	3
8	DING Hai	C	4.5	20 DEC 1986	LIAONING, SHENYANG(CHN)	8
9	XU Hang	F	2.5	20 DEC 1987	JIANGSU, NANJING(CHN)	2
10	LIN Yin Hai	F	3.5	06 NOV 1986	GUANGDONG, GUANGZHOU(CHN)	2
11	QU Huanjian	F	2.0	16 MAY 1985	LIAONING, SHENYANG(CHN)	8
12	GUO Yandong	F/G	2.0	06 FEB 1987	BEIJING, BEIJING(CHN)	3
13	LI Pengcheng	G	2.0	04 DEC 1980	BEIJING, BEIJING(CHN)	8
14	CHEN Haijiang	G	2.0	07 JUN 1976	BEIJING, BEIJING(CHN)	8
15	CHEN Qi (C)	F/G	1.5	18 MAR 1976	GUANGDONG, GUANGZHOU(CHN)	9

**Team Average**

**1.5**

**Coach** XU Yuansheng  
**Assistant Coach** ZHAI Yongjun

**Team Uniform Colour:**  
**Light:** WHITE  
**Dark:** RED

**Note:**  
Number of international games played provided by NPC

**Legend:**  
(C) Captain                      **C**                      Centre                      **F**                      Forward                      **G**                      Guard  
Pos                      Playing Position



**TEAM ROSTER** As of 5 SEP 2008

球队名单

**GER - GERMANY**

No.	Name	Pos	Sport Class	Date of Birth	Club - Season 2007/2008	Int'l Games Played
4	LOHMANN Bjoern	F	1.0	03 MAY 1979	ASV BONN, BONN(GER)	36
5	SCHUERMANN Jens	F	1.0	30 NOV 1980	RSC OSNABRUCK, OSNABRUCK(GER)	64
6	QUALI Mimoun	F	3.0	22 APR 1975	RSC OSNABRUCK, OSNABRUCK(GER)	160
7	LEHMANN Lars	G	3.0	25 MAY 1977	RSC FRANKFURT, FRANKFURT(GER)	168
8	BIENEK Andre	C	3.0	31 OCT 1986	RSC FRANKFURT, FRANKFURT(GER)	50
9	FISCHER Florian	F/G	1.5	11 APR 1977	USC MUNCHEN, MUNCHEN(GER)	70
10	KRESS Andreas	C	3.5	26 JUN 1986	RSC FRANKFURT, FRANKFURT(GER)	10
11	PASSIWAN Dirk	F/G	4.5	13 OCT 1976	RSC TRIER, TRIER(GER)	33
12	WOLK Sebastian	C	4.0	31 JAN 1981	RSC FRANKFURT, FRANKFURT(GER)	77
13	CHRISTINK Lars (C)	G	2.0	14 JUL 1972	JENA CAPUTS, JENA(GER)	255
14	COSKUN Ahmet	F	4.0	11 MAR 1975	PORTO TORRES, PORTO TORRES(ITA)	190
15	KOHLER-LENZ Dirk	C	4.0	29 OCT 1967	RSV LAHN_DILL, LAHN_DILL(GER)	130

**Team Average**

**20.7**

**Coach** WIEGMANN Frits  
**Assistant Coach** MOERTL Sigg

**Team Uniform Colour:**  
**Light:** WHITE  
**Dark:** BLACK

**Note:**  
Number of international games played provided by NPC

**Legend:**  
(C) Captain                      C                      Centre                      F                      Forward                      G                      Guard  
Pos                      Playing Position



**TEAM ROSTER** As of 5 SEP 2008

球队名单

**GBR - GREAT BRITAIN**

No.	Name	Pos	Sport Class	Date of Birth	Club - Season 2007/2008	Int'l Games Played
4	BESTWICK Joseph	F	4.5	14 DEC 1984	COLOGNE, COLOGNE(GBR)	0
5	BROWN Simon	G	2.0	07 MAR 1986	MILTON KEYNES ACES, MILTON KEYNES(GBR)	0
6	HAYES Kevin	G	1.0	09 SEP 1963	SHEFFIELD STEELERS, SHEFFIELD(GBR)	0
7	BYWATER Terence	F	4.5	28 FEB 1983	SHEFFIELD STEELERS, SHEFFIELD(GBR)	0
8	MUNN Simon	F	4.0	31 JAN 1968	W. RHINOS, WOLVERHAMPTON(GBR)	0
9	POLLOCK Jon (C)	G	2.5	11 MAY 1977	SHEFFIELD STEELERS, SHEFFIELD(GBR)	0
10	JAMA Abdillah	G	1.0	01 NOV 1982	W. RHINOS, WOLVERHAMPTON(GBR)	0
11	BYRNE Matthew	G	1.5	08 OCT 1974	W. RHINOS, WOLVERHAMPTON(GBR)	0
12	BLAKE Andrew	F	2.5	18 APR 1972	MILTON KEYNES ACES, MILTON KEYNES(GBR)	0
13	FINBOW Peter	G	2.0	17 MAY 1975	OLDHAM OWLS, OLDHAM(GBR)	0
14	HALL Jonathan	G	3.0	13 MAR 1982	SHEFFIELD STEELERS, SHEFFIELD(GBR)	0
15	OROGBEMI Ade	G	2.5	11 MAY 1978	W. RHINOS, WOLVERHAMPTON(GBR)	0

**Team Average**

**0.0**

**Coach** TRESEDER Bernard Murray

**Assistant Coach** BHANIA Haj Singh

**Assistant Coach** THOMAS Sinclair Richford

**Team Uniform Colour:**

**Light:** WHITE

**Dark:** RED

**Note:**  
Number of international games played provided by NPC

**Legend:**  
(C) Captain      F Forward      G Guard      Pos Playing Position

TEAM ROSTER As of 5 SEP 2008

球队名单

IRI - ISLAMIC REPUBLIC of IRAN

No.	Name	Pos	Sport Class	Date of Birth	Club - Season 2007/2008	Int'l Games Played
4	BOLAGHINALOU Saman	F	1.0	04 DEC 1986	KHOUZESTAN COMMISSION, KHOUZESTAN(IRI)	0
5	HESAMY ZADEH Zakaria	G	2.5	16 JUL 1974	KHOUZESTAN COMMISSION, KHOUZESTAN(IRI)	0
6	MANSOURI Hakim	F	2.0	06 APR 1985	KHOUZESTAN COMMISSION, KHOUZESTAN(IRI)	0
7	AHMADI Ebrahim	C	4.0	02 OCT 1985	ZANJAN AZAD UNIVERSITY, ZANJAN(IRI)	0
8	DAGHAGHELEPOUR Ahmad	F	1.5	23 MAY 1982	KHOUZESTAN COMMISSION, KHOUZESTAN(IRI)	0
9	HOSSEIN POUR Esmaeel	F	1.5	29 SEP 1982	TABRIZ COMMISSION, TABRIZ(IRI)	0
10	AHMADI Alireza	G	3.0	25 JUL 1976	ZANJAN AZAD UNIVERSITY, ZANJAN(IRI)	0
11	NAMI Gholamreza (C)	F	1.0	24 SEP 1976	MASHHAD FARSEH NEGIN, MASHHAD(IRI)	0
12	GHARIBLOO Morteza	C	4.0	13 AUG 1979	ZANJAN AZAD UNIVERSITY, ZANJAN(IRI)	0
13	SIEFI Bahman	F	2.0	04 APR 1986	ZANJAN AZAD UNIVERSITY, ZANJAN(IRI)	0
14	GHOLAM AZAD Vahid	C	4.5	16 SEP 1987	ZANJAN AZAD UNIVERSITY, ZANJAN(IRI)	0
15	TORFI MENESHIDI Adel	C	4.0	23 AUG 1977	KHOUZESTAN COMMISSION, KHOUZESTAN(IRI)	0

Team Average

0.0

**Coach** KAMRAVA Abdolghafour  
**Assistant Coach** ESHGH Kamal

**Team Uniform Colour:**  
**Light:** WHITE  
**Dark:** GREEN

**Note:**  
Number of international games played provided by NPC

**Legend:**  
(C) Captain                           **C**           Centre                           **F**           Forward                           **G**           Guard  
Pos           Playing Position





**TEAM ROSTER** As of 5 SEP 2008

球队名单

**ISR - ISRAEL**

No.	Name	Pos	Sport Class	Date of Birth	Club - Season 2007/2008	Int'l Games Played
4	SAR TOV Eyal	F	4.5	07 MAR 1962	KESSEM, HADREA(ISR)	50
5	DROR Lior	C	4.5	18 APR 1974	SANTA LOCCIA, RONE(ITA)	47
6	OTTOLENGHI Ariel	G	2.0	06 JUL 1963	TARANTO, TARANTO(ITA)	115
7	FURMAN Ron	G	1.0	27 NOV 1977	KESSEM, HADERA(ISR)	39
8	MEISHAR Dotan	F	4.0	05 APR 1969	BEIT HALOCHEM, TEL-AVIV(ISR)	71
9	ROZENBERG Roei	G	2.5	16 AUG 1971	SANTA LUCCIA, ROME(ITA)	80
10	LEHRMAN Avraham	G	2.0	12 OCT 1966	BEIT HACOCHAM, TEL-AVIV(ISR)	47
11	DOR Oon Igal Allon	F	4.5	11 JUL 1984	WHITE WATER, WISCONSIN(USA)	32
12	HENDEL Liran	G	2.0	02 AUG 1973	KESSEM, HADERA(ISR)	87
13	HAIM Shay-Refael	G	2.0	26 OCT 1981	BEIT HALOCHEM, TEL-AVIV(ISR)	32
14	PHILIPPS Rotem (C)	F	4.0	24 MAY 1972	SANTO STEFANO, P. POTENZA(ITA)	47
15	DRAI David	G	1.0	31 OCT 1970	BEIT HALOCHEM, TEL-AVIV(ISR)	72

**Team Average**

**7.5**

**Coach** PINTO Ari  
**Assistant Coach** KLEIN Benyamin  
**Assistant Coach** ZAIDE Michael

**Team Uniform Colour:**

**Light:** WHITE

**Dark:** BLUE

**Note:**  
Number of international games played provided by NPC

**Legend:**  
(C) Captain                      **C**                      Centre                      **F**                      Forward                      **G**                      Guard  
Pos                      Playing Position



TEAM ROSTER As of 5 SEP 2008

球队名单

JPN - JAPAN

No.	Name	Pos	Sport Class	Date of Birth	Club - Season 2007/2008	Int'l Games Played
4	MIURA Fumiharu	G	2.5	09 AUG 1979	MIE CHARIOTS, MIE(JPN)	4
5	MORI Noriyuki	F	2.0	20 JUN 1971	CHIBA HOWKS, CHIBA(JPN)	15
6	MIYAJIMA Tetsuya	C	4.0	29 NOV 1988	TOYAMA WBC, TOYAMA(JPN)	10
7	SATO Satoshi	F	1.0	05 JUN 1976	NO EXCUSE, TOKYO(JPN)	2
8	KORETOMO Keisuke	G	3.0	13 OCT 1970	SHIMIZU MST, HYOGO(JPN)	29
9	KOZAI Hiroaki	F	3.5	14 JUL 1988	CHIBA HOWKS, CHIBA(JPN)	10
10	SUZUKI Akimasa	F	3.5	02 FEB 1977	CHIBA HOWKS, CHIBA(JPN)	8
11	FUJII Shingo (C)	G	1.5	02 JAN 1978	MIYAGI MAX, MIYAGI(JPN)	18
12	KYOYA Kazuyuki	G	1.0	13 AUG 1971	CHIBA HOWKS, CHIBA(JPN)	26
13	FUJIMOTO Reo	C	4.5	22 SEP 1983	MIYAGI MAX, MIYAGI(JPN)	10
14	OSHIMA Tomohiko	C	4.0	20 APR 1971	WORLD BBC, AICHI(JPN)	32
15	MAEDA Kenzo	F	4.5	10 JAN 1975	MORIMOTO BUNKABURO, KANAGAWA(JPN)	5

Team Average

1.6

**Coach** OKUHARA Akio  
**Assistant Coach** SAKANO Haruo

**Team Uniform Colour:**

**Light:** WHITE

**Dark:** BLUE

**Note:**  
Number of international games played provided by NPC

**Legend:**  
(C) Captain                      C                      Centre                      F                      Forward                      G                      Guard  
Pos                      Playing Position



**TEAM ROSTER** As of 5 SEP 2008

球队名单

**RSA - SOUTH AFRICA**

No.	Name	Pos	Sport Class	Date of Birth	Club - Season 2007/2008	Int'l Games Played
4	RETIEF Marcus	F	1.0	11 DEC 1975	EAGLES, JOHANNESBURG(RSA)	34
5	HARTNICK Shaun	F	1.0	21 NOV 1973	SAINTS, CAPE TOWN(RSA)	58
6	WILLIAMS Ralph	G	2.0	17 DEC 1969	SAINTS, CAPE TOWN(RSA)	67
7	TAYLOR Nicholas	G	2.0	18 JAN 1980	EAGLES, JOHANNESBURG(RSA)	46
8	GOVENDER Justin	F	1.0	21 MAY 1978	WINGS, DURBAN(RSA)	34
9	GUMBI Siphamandla	G	3.0	19 AUG 1975	WINGS, DURBAN(RSA)	38
10	PAPENFUS Marius (C)	G	2.5	30 OCT 1977	BLADERUNNERS, PRETORIA(RSA)	58
11	ZONKE Thandile	G	3.5	15 JUL 1982	LIONS, ORKNEY(RSA)	27
12	CURLE David Nathaniel	F	3.5	27 DEC 1981	PUMAS, PRETORIA(RSA)	37
13	WAITES Grant	F	4.0	13 MAR 1973	EAGLES, JOHANNESBURG(RSA)	28
14	NEL Jeremy	F	4.0	16 AUG 1973	WINGS, DURBAN(RSA)	22
15	NORTJE Richard	F	4.5	27 OCT 1980	BLADERUNNERS, PRETORIA(RSA)	58

**Team Average**

**4.2**

**Coach** SIERRA Vivian  
**Assistant Coach** MOSUOE Kelebone

**Team Uniform Colour:**

**Light:** GOLD  
**Dark:** GREEN

**Note:**  
Number of international games played provided by NPC

**Legend:**  
(C) Captain      F Forward      G Guard      Pos Playing Position



**TEAM ROSTER** As of 5 SEP 2008

球队名单

**SWE - SWEDEN**

No.	Name	Pos	Sport Class	Date of Birth	Club - Season 2007/2008	Int'l Games Played
4	NYLANDER Patrik	F	2.0	20 MAR 1980	NORRBACKA HIF, STOCKHOLM(SWE)	56
5	GUSTAVSSON Joachim	F	3.5	09 DEC 1971	NACKA HI, STOCKHOLM(SWE)	142
6	LARSSON Niclas	F	1.0	29 JAN 1969	NORRBACKA HIF, STOCKHOLM(SWE)	24
7	BYQVIST Per	C	3.0	18 FEB 1968	NORRBACKA HIF, STOCKHOLM(SWE)	16
8	ABLORH Enoch (C)	G	4.0	28 APR 1972	DALLAS, DALLAS(USA)	148
9	WALLIN Dan	C	4.0	29 SEP 1973	GOTEBORG RBK, GOTHENBORG(SWE)	74
10	HAIDARI Hussein	G	3.0	20 DEC 1978	GALATASARAY, ISTANBUL(TUR)	128
11	KOHLSTROM Peter	F	2.5	21 MAY 1975	NACKA HI, STOCKHOLM(SWE)	120
12	AKERBERG Thomas	F	3.0	15 JUN 1968	NORRKOPING DOLPHINS, NORRKOPING(SWE)	219
13	LARSSON Thomas	F	1.0	20 MAY 1969	GIULANOVA, GIULANOVA(ITA)	53
14	LINDEN Joakim	F	2.5	01 DEC 1988	NORRKOPING DOLPHINS, NORRKOPING(SWE)	14
15	MENG Robin	G	3.0	01 JUL 1990	ESKILSTUNA HIF, ESKILSTUNA(SWE)	12

**Team Average**

**7.6**

**Coach** LOPES Ines  
**Assistant Coach** ANDER Nils  
**Assistant Coach** ANDERSSON Lars Gunnar

**Team Uniform Colour:**  
**Light:** YELLOW  
**Dark:** BLUE

**Note:**  
Number of international games played provided by NPC

**Legend:**  
(C) Captain                      **C**                      Centre                      **F**                      Forward                      **G**                      Guard  
Pos                      Playing Position



**TEAM ROSTER** As of 5 SEP 2008

球队名单

**USA - UNITED STATES of AMERICA**

No.	Name	Pos	Sport Class	Date of Birth	Club - Season 2007/2008	Int'l Games Played
4	BARBER Eric	G	1.0	07 DEC 1970	MILWAUKEE WC BUCK, MILWAUKEE, WI(USA)	4
5	PAYE Mikey (C)	G	3.0	24 APR 1983	RSV LAHN-DILL, WETZLAR, GERMANY(GER)	5
6	LESPERANCE Matt	G	1.0	23 MAY 1987	UW-WISCONSIN, WHITEWATER, WI(USA)	6
7	MAZZI Jaime	G	2.0	09 AUG 1981	UW-WISCONSIN, WHITEWATER, WI(USA)	7
8	COUNTS Jacob	F	3.5	24 JAN 1980	MILWAUKEE WC BUCK, MILWAUKEE, WI(USA)	8
9	SCOTT Matt	F	4.0	27 APR 1985	UW-WISCONSIN, WHITEWATER, WI(USA)	9
10	GLASBRENNER Jeff	C	4.5	20 JAN 1973	DALLAS WC MAVERICKS, DALLAS, TX(USA)	10
11	SERIO Steve	F	3.5	08 SEP 1987	U OF ILLINOIS, CHAMPAIGN, IL(USA)	11
12	NELMS Jay	G	2.5	11 NOV 1980	DALLAS WC MAVERICKS, DALLAS, TX(USA)	12
13	LADE Jeremy	G	2.5	06 JAN 1981	MILWAUKEE WC BUCK, MILWAUKEE, WI(USA)	13
14	SCHULTE Paul	G	3.0	05 APR 1979	DALLAS WC MAVERICKS, DALLAS, TX(USA)	14
15	CHAMBERS Joe	C	4.0	10 JAN 1982	UW-WISCONSIN, WHITEWATER, WI(USA)	15

**Team Average**

**0.8**

**Coach** WILSON Steve  
**Assistant Coach** CHYNOWETH Tracy  
**Assistant Coach** JACKSON Paul

**Team Uniform Colour:**  
**Light:** WHITE  
**Dark:** BLUE

**Note:**  
Number of international games played provided by NPC

**Legend:**  
(C) Captain                      C                      Centre                      F                      Forward                      G                      Guard  
Pos                      Playing Position



**TEAM ROSTER** As of 5 SEP 2008

球队名单

**AUS - AUSTRALIA**

No.	Name	Pos	Sport Class	Date of Birth	Club - Season 2007/2008	Int'l Games Played
4	EVESON Justin	F	4.5	10 JUN 1980	WHEELCATS, PERTH(AUS)	100
5	SACHS Troy	C	4.5	03 DEC 1975	WEST SYDNEY RAZORBACKS, SYDNEY(AUS)	254
6	STIBNERS Brett	F	4.0	25 JUN 1979	ROLLERHAWKS, WOLLONGONG(AUS)	25
7	NORRIS Shaun	F/G	3.0	02 APR 1985	WHEELCATS, PERTH(AUS)	82
8	HARTNETT Michael	G	1.0	03 JUN 1982	WHEELCATS, PERTH(AUS)	27
9	KNOWLES Tristan	F	4.0	25 APR 1983	ROLLERHAWKS, WOLLONGONG(AUS)	89
10	KING Adrian	F	2.0	25 NOV 1971	SPINNING BULLETS, BRISBANE(AUS)	125
11	SIMMONS Tige	G	1.0	05 MAY 1977	SPINNING BULLETS, BRISBANE(AUS)	46
12	MIZENS Grant	G	2.0	19 APR 1977	WEST SYDNEY RAZORBACKS, SYDNEY(AUS)	64
13	ALCOTT Dylan	G	1.0	04 DEC 1990	DANDENONG RANGERS, MELBOURNE(AUS)	17
14	DOWLER Brendan	G	1.0	31 JAN 1968	WEST SYDNEY RAZORBACKS, SYDNEY(AUS)	98
15	NESS Brad (C)	C	4.5	24 NOV 1974	WHEELCATS, PERTH(AUS)	105

**Team Average**

**86.0**

**Coach** ETTRIDGE Benjamin James  
**Assistant Coach** FRIDAY Craig Anthony

**Team Uniform Colour:**

**Light:** GOLD  
**Dark:** GREEN

**Note:**  
Number of international games played provided by NPC

**Legend:**  
(C) Captain                      **C**                      Centre                      **F**                      Forward                      **G**                      Guard  
Pos                      Playing Position



**TEAM ROSTER** As of 5 SEP 2008

球队名单

**BRA - BRAZIL**

No.	Name	Pos	Sport Class	Date of Birth	Club - Season 2007/2008	Int'l Games Played
4	SILVA Jose Ricardo (C)	G	1.5	09 APR 1976	FUNAD, JOAO PESSOA(BRA)	6
5	ROCA Heriberto	G	1.0	21 APR 1980	AGUIAS, SAO PAULO(BRA)	6
6	SILVA Erick	C	3.5	05 OCT 1978	CAD, S.J.DO RIO(BRA)	22
7	SILVA Jose Marcos	C	4.0	02 FEB 1970	AHC, SAO PAULO(BRA)	18
8	NUNES Irio	G	4.5	02 MAY 1980	ANDEF, RIO DE JANEIRO(BRA)	15
9	PESSOA Nilton	G	2.0	28 JAN 1976	AGUIAS, SAO PAULO(BRA)	8
10	SILVA SANDOVAL Francisco	C	3.0	15 APR 1975	ANDEF, RIO DE JANEIRO(BRA)	8
11	SILVA JUNIOR Gelson	F	3.5	06 MAR 1980	AHC, SAO PAULO(BRA)	1
12	LIMA Everaldo	G	2.5	24 JUL 1973	CAD, S.J.DO RIO(BRA)	0
13	MIRANDO Leandro	C	4.5	27 AUG 1982	CAD, S.J.DO RIO(BRA)	13
14	ALEXANDRE Sergio	F	2.0	13 JAN 1982	MAGIC HANDS, SAO PAULO(BRA)	0
15	SILVA Douglas	C	3.0	22 APR 1978	AGUIAS, SAO PAULO(BRA)	0

**Team Average**

**4.0**

**Coach** SILVA Itamar Luiz  
**Assistant Coach** SILVA SANTOS Sileno

**Team Uniform Colour:**

**Light:** GREEN

**Dark:** BLUE

**Note:**  
Number of international games played provided by NPC

**Legend:**  
(C) Captain                      **C**              Centre                      **F**              Forward                      **G**              Guard  
Pos              Playing Position



**TEAM ROSTER** As of 5 SEP 2008

球队名单

**CAN - CANADA**

No.	Name	Pos	Sport Class	Date of Birth	Club - Season 2007/2008	Int'l Games Played
4	DUREPOS David	F/G	3.5	14 JUL 1968	MILWAUKEE BUCKS, MILWAUKEE(USA)	0
5	ROUILLARD Yvon	F	3.0	19 APR 1972	CIVA, MONTREAL(CAN)	0
6	HEDGES Robert	F/G	2.5	05 JAN 1980	BC CABLE CARS, VANCOUVER(CAN)	0
7	PETER Richard	F/G	2.5	10 SEP 1972	BC CABLE CARS, VANCOUVER(CAN)	0
8	JOHNSON Joey	C	4.5	26 JUL 1975	LAN DILL, WETZLAR(GER)	0
9	NORTON Ross	F	2.0	20 APR 1973	NORTHERN LIGHTS, EDMONTON(CAN)	0
10	LANCIA Adam	F	4.5	17 JAN 1980	VARIETY VILLAGE, TORONTO(CAN)	0
11	BORISOFF Jaimie (C)	G	1.0	20 JUN 1970	BC CABLE CARS, VANCOUVER(CAN)	0
12	ANDERSON Patrick	F	4.5	22 AUG 1979	BC CABLE CARS, VANCOUVER(CAN)	0
13	STOUTENBERG Chris	G	1.0	13 SEP 1977	BURLINGTON, BURLINGTON(CAN)	0
14	DINI Abditatch	G	1.0	01 JUN 1981	VARIETY VILLAGE, TORONTO(CAN)	0
15	ENG David	F	4.5	21 NOV 1976	LAVAL, LAVAL(CAN)	0

**Team Average**

**0.0**

**Coach** FROGLEY Mile  
**Assistant Coach** BOWES Paul  
**Assistant Coach** TONELLO Jerry

**Team Uniform Colour:**

**Light:** WHITE

**Dark:** BLACK

**Note:**  
Number of international games played provided by NPC

**Legend:**  
(C) Captain                      **C**                      Centre                      **F**                      Forward                      **G**                      Guard  
Pos                      Playing Position





**TEAM ROSTER** As of 5 SEP 2008

球队名单

**CHN - CHINA**

No.	Name	Pos	Sport Class	Date of Birth	Club - Season 2007/2008	Int'l Games Played
4	CHEN Guojun	C	4.0	15 OCT 1983	JIANGSU, NANJING(CHN)	2
5	HUANG Xunan	F	4.0	30 APR 1985	LIAONING, SHENYANG(CHN)	8
6	YANG Lei	C	3.5	12 MAR 1983	BEIJING, BEIJING(CHN)	12
7	ZHANG Lei	C	4.5	04 JUL 1986	BEIJING, BEIJING(CHN)	3
8	DING Hai	C	4.5	20 DEC 1986	LIAONING, SHENYANG(CHN)	8
9	XU Hang	F	2.5	20 DEC 1987	JIANGSU, NANJING(CHN)	2
10	LIN Yin Hai	F	3.5	06 NOV 1986	GUANGDONG, GUANGZHOU(CHN)	2
11	QU Huanjian	F	2.0	16 MAY 1985	LIAONING, SHENYANG(CHN)	8
12	GUO Yandong	F/G	2.0	06 FEB 1987	BEIJING, BEIJING(CHN)	3
13	LI Pengcheng	G	2.0	04 DEC 1980	BEIJING, BEIJING(CHN)	8
14	CHEN Haijiang	G	2.0	07 JUN 1976	BEIJING, BEIJING(CHN)	8
15	CHEN Qi (C)	F/G	1.5	18 MAR 1976	GUANGDONG, GUANGZHOU(CHN)	9

**Team Average**

**1.5**

**Coach** XU Yuansheng  
**Assistant Coach** ZHAI Yongjun

**Team Uniform Colour:**  
**Light:** WHITE  
**Dark:** RED

**Note:**  
Number of international games played provided by NPC

**Legend:**  
(C) Captain                      **C**                      Centre                      **F**                      Forward                      **G**                      Guard  
Pos                      Playing Position



**TEAM ROSTER** As of 5 SEP 2008

球队名单

**GER - GERMANY**

No.	Name	Pos	Sport Class	Date of Birth	Club - Season 2007/2008	Int'l Games Played
4	LOHMANN Bjoern	F	1.0	03 MAY 1979	ASV BONN, BONN(GER)	36
5	SCHUERMANN Jens	F	1.0	30 NOV 1980	RSC OSNABRUCK, OSNABRUCK(GER)	64
6	QUALI Mimoun	F	3.0	22 APR 1975	RSC OSNABRUCK, OSNABRUCK(GER)	160
7	LEHMANN Lars	G	3.0	25 MAY 1977	RSC FRANKFURT, FRANKFURT(GER)	168
8	BIENEK Andre	C	3.0	31 OCT 1986	RSC FRANKFURT, FRANKFURT(GER)	50
9	FISCHER Florian	F/G	1.5	11 APR 1977	USC MUNCHEN, MUNCHEN(GER)	70
10	KRESS Andreas	C	3.5	26 JUN 1986	RSC FRANKFURT, FRANKFURT(GER)	10
11	PASSIWAN Dirk	F/G	4.5	13 OCT 1976	RSC TRIER, TRIER(GER)	33
12	WOLK Sebastian	C	4.0	31 JAN 1981	RSC FRANKFURT, FRANKFURT(GER)	77
13	CHRISTINK Lars (C)	G	2.0	14 JUL 1972	JENA CAPUTS, JENA(GER)	255
14	COSKUN Ahmet	F	4.0	11 MAR 1975	PORTO TORRES, PORTO TORRES(ITA)	190
15	KOHLER-LENZ Dirk	C	4.0	29 OCT 1967	RSV LAHN_DILL, LAHN_DILL(GER)	130

**Team Average**

**20.7**

**Coach** WIEGMANN Frits  
**Assistant Coach** MOERTL Sigg

**Team Uniform Colour:**

**Light:** WHITE

**Dark:** BLACK

**Note:**  
Number of international games played provided by NPC

**Legend:**  
(C) Captain                      **C**                      Centre                      **F**                      Forward                      **G**                      Guard  
Pos                      Playing Position



**TEAM ROSTER** As of 5 SEP 2008

球队名单

**GBR - GREAT BRITAIN**

No.	Name	Pos	Sport Class	Date of Birth	Club - Season 2007/2008	Int'l Games Played
4	BESTWICK Joseph	F	4.5	14 DEC 1984	COLOGNE, COLOGNE(GBR)	0
5	BROWN Simon	G	2.0	07 MAR 1986	MILTON KEYNES ACES, MILTON KEYNES(GBR)	0
6	HAYES Kevin	G	1.0	09 SEP 1963	SHEFFIELD STEELERS, SHEFFIELD(GBR)	0
7	BYWATER Terence	F	4.5	28 FEB 1983	SHEFFIELD STEELERS, SHEFFIELD(GBR)	0
8	MUNN Simon	F	4.0	31 JAN 1968	W. RHINOS, WOLVERHAMPTON(GBR)	0
9	POLLOCK Jon (C)	G	2.5	11 MAY 1977	SHEFFIELD STEELERS, SHEFFIELD(GBR)	0
10	JAMA Abdillah	G	1.0	01 NOV 1982	W. RHINOS, WOLVERHAMPTON(GBR)	0
11	BYRNE Matthew	G	1.5	08 OCT 1974	W. RHINOS, WOLVERHAMPTON(GBR)	0
12	BLAKE Andrew	F	2.5	18 APR 1972	MILTON KEYNES ACES, MILTON KEYNES(GBR)	0
13	FINBOW Peter	G	2.0	17 MAY 1975	OLDHAM OWLS, OLDHAM(GBR)	0
14	HALL Jonathan	G	3.0	13 MAR 1982	SHEFFIELD STEELERS, SHEFFIELD(GBR)	0
15	OROGBEMI Ade	G	2.5	11 MAY 1978	W. RHINOS, WOLVERHAMPTON(GBR)	0

**Team Average**

**0.0**

**Coach** TRESEDER Bernard Murray

**Assistant Coach** BHANIA Haj Singh

**Assistant Coach** THOMAS Sinclair Richford

**Team Uniform Colour:**

**Light:** WHITE

**Dark:** RED

**Note:**  
Number of international games played provided by NPC

**Legend:**  
(C) Captain      F Forward      G Guard      Pos Playing Position



**TEAM ROSTER** As of 5 SEP 2008

球队名单

**IRI - ISLAMIC REPUBLIC of IRAN**

No.	Name	Pos	Sport Class	Date of Birth	Club - Season 2007/2008	Int'l Games Played
4	BOLAGHINALOU Saman	F	1.0	04 DEC 1986	KHOUZESTAN COMMISSION, KHOUZESTAN(IRI)	0
5	HESAMY ZADEH Zakaria	G	2.5	16 JUL 1974	KHOUZESTAN COMMISSION, KHOUZESTAN(IRI)	0
6	MANSOURI Hakim	F	2.0	06 APR 1985	KHOUZESTAN COMMISSION, KHOUZESTAN(IRI)	0
7	AHMADI Ebrahim	C	4.0	02 OCT 1985	ZANJAN AZAD UNIVERSITY, ZANJAN(IRI)	0
8	DAGHAGHELEPOUR Ahmad	F	1.5	23 MAY 1982	KHOUZESTAN COMMISSION, KHOUZESTAN(IRI)	0
9	HOSSEIN POUR Esmaeel	F	1.5	29 SEP 1982	TABRIZ COMMISSION, TABRIZ(IRI)	0
10	AHMADI Alireza	G	3.0	25 JUL 1976	ZANJAN AZAD UNIVERSITY, ZANJAN(IRI)	0
11	NAMI Gholamreza (C)	F	1.0	24 SEP 1976	MASHHAD FARSEH NEGIN, MASHHAD(IRI)	0
12	GHARIBLOO Morteza	C	4.0	13 AUG 1979	ZANJAN AZAD UNIVERSITY, ZANJAN(IRI)	0
13	SIEFI Bahman	F	2.0	04 APR 1986	ZANJAN AZAD UNIVERSITY, ZANJAN(IRI)	0
14	GHOLAM AZAD Vahid	C	4.5	16 SEP 1987	ZANJAN AZAD UNIVERSITY, ZANJAN(IRI)	0
15	TORFI MENESHIDI Adel	C	4.0	23 AUG 1977	KHOUZESTAN COMMISSION, KHOUZESTAN(IRI)	0

**Team Average**

**0.0**

**Coach** KAMRAVA Abdolghafour  
**Assistant Coach** ESHGH Kamal

**Team Uniform Colour:**

**Light:** WHITE

**Dark:** GREEN

**Note:**  
Number of international games played provided by NPC

**Legend:**  
(C) Captain                      **C**              Centre                      **F**              Forward                      **G**              Guard  
Pos              Playing Position



**TEAM ROSTER** As of 5 SEP 2008

球队名单

**ISR - ISRAEL**

No.	Name	Pos	Sport Class	Date of Birth	Club - Season 2007/2008	Int'l Games Played
4	SAR TOV Eyal	F	4.5	07 MAR 1962	KESSEM, HADREA(ISR)	50
5	DROR Lior	C	4.5	18 APR 1974	SANTA LOCCIA, RONE(ITA)	47
6	OTTOLENGHI Ariel	G	2.0	06 JUL 1963	TARANTO, TARANTO(ITA)	115
7	FURMAN Ron	G	1.0	27 NOV 1977	KESSEM, HADERA(ISR)	39
8	MEISHAR Dotan	F	4.0	05 APR 1969	BEIT HALOCHEM, TEL-AVIV(ISR)	71
9	ROZENBERG Roei	G	2.5	16 AUG 1971	SANTA LUCCIA, ROME(ITA)	80
10	LEHRMAN Avraham	G	2.0	12 OCT 1966	BEIT HACOHEM, TEL-AVIV(ISR)	47
11	DOR Oon Igal Allon	F	4.5	11 JUL 1984	WHITE WATER, WISCONSIN(USA)	32
12	HENDEL Liran	G	2.0	02 AUG 1973	KESSEM, HADERA(ISR)	87
13	HAIM Shay-Refael	G	2.0	26 OCT 1981	BEIT HALOCHEM, TEL-AVIV(ISR)	32
14	PHILIPPS Rotem (C)	F	4.0	24 MAY 1972	SANTO STEFANO, P. POTENZA(ITA)	47
15	DRAI David	G	1.0	31 OCT 1970	BEIT HALOCHEM, TEL-AVIV(ISR)	72

**Team Average**

**7.5**

**Coach** PINTO Ari  
**Assistant Coach** KLEIN Benyamin  
**Assistant Coach** ZAIDE Michael

**Team Uniform Colour:**

**Light:** WHITE

**Dark:** BLUE

**Note:**  
Number of international games played provided by NPC

**Legend:**  
(C) Captain                      **C**                      Centre                      **F**                      Forward                      **G**                      Guard  
Pos                      Playing Position



**TEAM ROSTER** As of 5 SEP 2008

球队名单

**JPN - JAPAN**

No.	Name	Pos	Sport Class	Date of Birth	Club - Season 2007/2008	Int'l Games Played
4	MIURA Fumiharu	G	2.5	09 AUG 1979	MIE CHARIOTS, MIE(JPN)	4
5	MORI Noriyuki	F	2.0	20 JUN 1971	CHIBA HOWKS, CHIBA(JPN)	15
6	MIYAJIMA Tetsuya	C	4.0	29 NOV 1988	TOYAMA WBC, TOYAMA(JPN)	10
7	SATO Satoshi	F	1.0	05 JUN 1976	NO EXCUSE, TOKYO(JPN)	2
8	KORETOMO Keisuke	G	3.0	13 OCT 1970	SHIMIZU MST, HYOGO(JPN)	29
9	KOZAI Hiroaki	F	3.5	14 JUL 1988	CHIBA HOWKS, CHIBA(JPN)	10
10	SUZUKI Akimasa	F	3.5	02 FEB 1977	CHIBA HOWKS, CHIBA(JPN)	8
11	FUJII Shingo (C)	G	1.5	02 JAN 1978	MIYAGI MAX, MIYAGI(JPN)	18
12	KYOYA Kazuyuki	G	1.0	13 AUG 1971	CHIBA HOWKS, CHIBA(JPN)	26
13	FUJIMOTO Reo	C	4.5	22 SEP 1983	MIYAGI MAX, MIYAGI(JPN)	10
14	OSHIMA Tomohiko	C	4.0	20 APR 1971	WORLD BBC, AICHI(JPN)	32
15	MAEDA Kenzo	F	4.5	10 JAN 1975	MORIMOTO BUNKABURO, KANAGAWA(JPN)	5

**Team Average**

**1.6**

**Coach** OKUHARA Akio  
**Assistant Coach** SAKANO Haruo

**Team Uniform Colour:**

**Light:** WHITE

**Dark:** BLUE

**Note:**  
Number of international games played provided by NPC

**Legend:**  
(C) Captain                      **C**                      Centre                      **F**                      Forward                      **G**                      Guard  
Pos                      Playing Position



**TEAM ROSTER** As of 5 SEP 2008

球队名单

**RSA - SOUTH AFRICA**

No.	Name	Pos	Sport Class	Date of Birth	Club - Season 2007/2008	Int'l Games Played
4	RETIEF Marcus	F	1.0	11 DEC 1975	EAGLES, JOHANNESBURG(RSA)	34
5	HARTNICK Shaun	F	1.0	21 NOV 1973	SAINTS, CAPE TOWN(RSA)	58
6	WILLIAMS Ralph	G	2.0	17 DEC 1969	SAINTS, CAPE TOWN(RSA)	67
7	TAYLOR Nicholas	G	2.0	18 JAN 1980	EAGLES, JOHANNESBURG(RSA)	46
8	GOVENDER Justin	F	1.0	21 MAY 1978	WINGS, DURBAN(RSA)	34
9	GUMBI Siphamandla	G	3.0	19 AUG 1975	WINGS, DURBAN(RSA)	38
10	PAPENFUS Marius (C)	G	2.5	30 OCT 1977	BLADERUNNERS, PRETORIA(RSA)	58
11	ZONKE Thandile	G	3.5	15 JUL 1982	LIONS, ORKNEY(RSA)	27
12	CURLE David Nathaniel	F	3.5	27 DEC 1981	PUMAS, PRETORIA(RSA)	37
13	WAITES Grant	F	4.0	13 MAR 1973	EAGLES, JOHANNESBURG(RSA)	28
14	NEL Jeremy	F	4.0	16 AUG 1973	WINGS, DURBAN(RSA)	22
15	NORTJE Richard	F	4.5	27 OCT 1980	BLADERUNNERS, PRETORIA(RSA)	58

**Team Average**

**4.2**

**Coach** SIERRA Vivian  
**Assistant Coach** MOSUOE Kelebone

**Team Uniform Colour:**

**Light:** GOLD

**Dark:** GREEN

**Note:**  
Number of international games played provided by NPC

**Legend:**  
(C) Captain      F Forward      G Guard      Pos Playing Position



**TEAM ROSTER** As of 5 SEP 2008

球队名单

**SWE - SWEDEN**

No.	Name	Pos	Sport Class	Date of Birth	Club - Season 2007/2008	Int'l Games Played
4	NYLANDER Patrik	F	2.0	20 MAR 1980	NORRBACKA HIF, STOCKHOLM(SWE)	56
5	GUSTAVSSON Joachim	F	3.5	09 DEC 1971	NACKA HI, STOCKHOLM(SWE)	142
6	LARSSON Niclas	F	1.0	29 JAN 1969	NORRBACKA HIF, STOCKHOLM(SWE)	24
7	BYQVIST Per	C	3.0	18 FEB 1968	NORRBACKA HIF, STOCKHOLM(SWE)	16
8	ABLORH Enoch (C)	G	4.0	28 APR 1972	DALLAS, DALLAS(USA)	148
9	WALLIN Dan	C	4.0	29 SEP 1973	GOTEBORG RBK, GOTHENBORG(SWE)	74
10	HAIDARI Hussein	G	3.0	20 DEC 1978	GALATASARAY, ISTANBUL(TUR)	128
11	KOHLSTROM Peter	F	2.5	21 MAY 1975	NACKA HI, STOCKHOLM(SWE)	120
12	AKERBERG Thomas	F	3.0	15 JUN 1968	NORRKOPING DOLPHINS, NORRKOPING(SWE)	219
13	LARSSON Thomas	F	1.0	20 MAY 1969	GIULANOVA, GIULANOVA(ITA)	53
14	LINDEN Joakim	F	2.5	01 DEC 1988	NORRKOPING DOLPHINS, NORRKOPING(SWE)	14
15	MENG Robin	G	3.0	01 JUL 1990	ESKILSTUNA HIF, ESKILSTUNA(SWE)	12

**Team Average**

**7.6**

**Coach** LOPES Ines  
**Assistant Coach** ANDER Nils  
**Assistant Coach** ANDERSSON Lars Gunnar

**Team Uniform Colour:**

**Light:** YELLOW

**Dark:** BLUE

**Note:**  
Number of international games played provided by NPC

**Legend:**  
(C) Captain                      **C**                      Centre                      **F**                      Forward                      **G**                      Guard  
Pos                      Playing Position





**TEAM ROSTER** As of 5 SEP 2008

球队名单

**USA - UNITED STATES of AMERICA**

No.	Name	Pos	Sport Class	Date of Birth	Club - Season 2007/2008	Int'l Games Played
4	BARBER Eric	G	1.0	07 DEC 1970	MILWAUKEE WC BUCK, MILWAUKEE, WI(USA)	4
5	PAYE Mikey (C)	G	3.0	24 APR 1983	RSV LAHN-DILL, WETZLAR, GERMANY(GER)	5
6	LESPERANCE Matt	G	1.0	23 MAY 1987	UW-WISCONSIN, WHITEWATER, WI(USA)	6
7	MAZZI Jaime	G	2.0	09 AUG 1981	UW-WISCONSIN, WHITEWATER, WI(USA)	7
8	COUNTS Jacob	F	3.5	24 JAN 1980	MILWAUKEE WC BUCK, MILWAUKEE, WI(USA)	8
9	SCOTT Matt	F	4.0	27 APR 1985	UW-WISCONSIN, WHITEWATER, WI(USA)	9
10	GLASBRENNER Jeff	C	4.5	20 JAN 1973	DALLAS WC MAVERICKS, DALLAS, TX(USA)	10
11	SERIO Steve	F	3.5	08 SEP 1987	U OF ILLINOIS, CHAMPAIGN, IL(USA)	11
12	NELMS Jay	G	2.5	11 NOV 1980	DALLAS WC MAVERICKS, DALLAS, TX(USA)	12
13	LADE Jeremy	G	2.5	06 JAN 1981	MILWAUKEE WC BUCK, MILWAUKEE, WI(USA)	13
14	SCHULTE Paul	G	3.0	05 APR 1979	DALLAS WC MAVERICKS, DALLAS, TX(USA)	14
15	CHAMBERS Joe	C	4.0	10 JAN 1982	UW-WISCONSIN, WHITEWATER, WI(USA)	15

**Team Average**

**0.8**

**Coach** WILSON Steve  
**Assistant Coach** CHYNOWETH Tracy  
**Assistant Coach** JACKSON Paul

**Team Uniform Colour:**

**Light:** WHITE

**Dark:** BLUE

**Note:**  
Number of international games played provided by NPC

**Legend:**  
(C) Captain                      C              Centre                      F              Forward                      G              Guard  
Pos              Playing Position



**TEAM ROSTER** As of 5 SEP 2008

球队名单

**AUS - AUSTRALIA**

No.	Name	Pos	Sport Class	Date of Birth	Club - Season 2007/2008	Int'l Games Played
4	EVESON Justin	F	4.5	10 JUN 1980	WHEELCATS, PERTH(AUS)	100
5	SACHS Troy	C	4.5	03 DEC 1975	WEST SYDNEY RAZORBACKS, SYDNEY(AUS)	254
6	STIBNERS Brett	F	4.0	25 JUN 1979	ROLLERHAWKS, WOLLONGONG(AUS)	25
7	NORRIS Shaun	F/G	3.0	02 APR 1985	WHEELCATS, PERTH(AUS)	82
8	HARTNETT Michael	G	1.0	03 JUN 1982	WHEELCATS, PERTH(AUS)	27
9	KNOWLES Tristan	F	4.0	25 APR 1983	ROLLERHAWKS, WOLLONGONG(AUS)	89
10	KING Adrian	F	2.0	25 NOV 1971	SPINNING BULLETS, BRISBANE(AUS)	125
11	SIMMONS Tige	G	1.0	05 MAY 1977	SPINNING BULLETS, BRISBANE(AUS)	46
12	MIZENS Grant	G	2.0	19 APR 1977	WEST SYDNEY RAZORBACKS, SYDNEY(AUS)	64
13	ALCOTT Dylan	G	1.0	04 DEC 1990	DANDENONG RANGERS, MELBOURNE(AUS)	17
14	DOWLER Brendan	G	1.0	31 JAN 1968	WEST SYDNEY RAZORBACKS, SYDNEY(AUS)	98
15	NESS Brad (C)	C	4.5	24 NOV 1974	WHEELCATS, PERTH(AUS)	105

**Team Average**

**86.0**

**Coach** ETTRIDGE Benjamin James  
**Assistant Coach** FRIDAY Craig Anthony

**Team Uniform Colour:**

**Light:** GOLD  
**Dark:** GREEN

**Note:**  
Number of international games played provided by NPC

**Legend:**  
(C) Captain                      **C**                      Centre                      **F**                      Forward                      **G**                      Guard  
Pos                      Playing Position



**TEAM ROSTER** As of 5 SEP 2008

球队名单

**BRA - BRAZIL**

No.	Name	Pos	Sport Class	Date of Birth	Club - Season 2007/2008	Int'l Games Played
4	SILVA Jose Ricardo (C)	G	1.5	09 APR 1976	FUNAD, JOAO PESSOA(BRA)	6
5	ROCA Heriberto	G	1.0	21 APR 1980	AGUIAS, SAO PAULO(BRA)	6
6	SILVA Erick	C	3.5	05 OCT 1978	CAD, S.J.DO RIO(BRA)	22
7	SILVA Jose Marcos	C	4.0	02 FEB 1970	AHC, SAO PAULO(BRA)	18
8	NUNES Irio	G	4.5	02 MAY 1980	ANDEF, RIO DE JANEIRO(BRA)	15
9	PESSOA Nilton	G	2.0	28 JAN 1976	AGUIAS, SAO PAULO(BRA)	8
10	SILVA SANDOVAL Francisco	C	3.0	15 APR 1975	ANDEF, RIO DE JANEIRO(BRA)	8
11	SILVA JUNIOR Gelson	F	3.5	06 MAR 1980	AHC, SAO PAULO(BRA)	1
12	LIMA Everaldo	G	2.5	24 JUL 1973	CAD, S.J.DO RIO(BRA)	0
13	MIRANDO Leandro	C	4.5	27 AUG 1982	CAD, S.J.DO RIO(BRA)	13
14	ALEXANDRE Sergio	F	2.0	13 JAN 1982	MAGIC HANDS, SAO PAULO(BRA)	0
15	SILVA Douglas	C	3.0	22 APR 1978	AGUIAS, SAO PAULO(BRA)	0

**Team Average**

**4.0**

**Coach** SILVA Itamar Luiz  
**Assistant Coach** SILVA SANTOS Sileno

**Team Uniform Colour:**

**Light:** GREEN

**Dark:** BLUE

**Note:**  
Number of international games played provided by NPC

**Legend:**  
(C) Captain                      **C**                      Centre                      **F**                      Forward                      **G**                      Guard  
Pos                      Playing Position



**TEAM ROSTER** As of 5 SEP 2008  
球队名单

**CAN - CANADA**

No.	Name	Pos	Sport Class	Date of Birth	Club - Season 2007/2008	Int'l Games Played
4	DUREPOS David	F/G	3.5	14 JUL 1968	MILWAUKEE BUCKS, MILWAUKEE(USA)	0
5	ROUILLARD Yvon	F	3.0	19 APR 1972	CIVA, MONTREAL(CAN)	0
6	HEDGES Robert	F/G	2.5	05 JAN 1980	BC CABLE CARS, VANCOUVER(CAN)	0
7	PETER Richard	F/G	2.5	10 SEP 1972	BC CABLE CARS, VANCOUVER(CAN)	0
8	JOHNSON Joey	C	4.5	26 JUL 1975	LAN DILL, WETZLAR(GER)	0
9	NORTON Ross	F	2.0	20 APR 1973	NORTHERN LIGHTS, EDMONTON(CAN)	0
10	LANCIA Adam	F	4.5	17 JAN 1980	VARIETY VILLAGE, TORONTO(CAN)	0
11	BORISOFF Jaimie (C)	G	1.0	20 JUN 1970	BC CABLE CARS, VANCOUVER(CAN)	0
12	ANDERSON Patrick	F	4.5	22 AUG 1979	BC CABLE CARS, VANCOUVER(CAN)	0
13	STOUTENBERG Chris	G	1.0	13 SEP 1977	BURLINGTON, BURLINGTON(CAN)	0
14	DINI Abditatch	G	1.0	01 JUN 1981	VARIETY VILLAGE, TORONTO(CAN)	0
15	ENG David	F	4.5	21 NOV 1976	LAVAL, LAVAL(CAN)	0

**Team Average**

**0.0**

**Coach** FROGLEY Mile  
**Assistant Coach** BOWES Paul  
**Assistant Coach** TONELLO Jerry

**Team Uniform Colour:**  
**Light:** WHITE  
**Dark:** BLACK

**Note:**  
Number of international games played provided by NPC

**Legend:**  
(C) Captain                      C                      Centre                      F                      Forward                      G                      Guard  
Pos                      Playing Position



**TEAM ROSTER** As of 5 SEP 2008

球队名单

**CHN - CHINA**

No.	Name	Pos	Sport Class	Date of Birth	Club - Season 2007/2008	Int'l Games Played
4	CHEN Guojun	C	4.0	15 OCT 1983	JIANGSU, NANJING(CHN)	2
5	HUANG Xunan	F	4.0	30 APR 1985	LIAONING, SHENYANG(CHN)	8
6	YANG Lei	C	3.5	12 MAR 1983	BEIJING, BEIJING(CHN)	12
7	ZHANG Lei	C	4.5	04 JUL 1986	BEIJING, BEIJING(CHN)	3
8	DING Hai	C	4.5	20 DEC 1986	LIAONING, SHENYANG(CHN)	8
9	XU Hang	F	2.5	20 DEC 1987	JIANGSU, NANJING(CHN)	2
10	LIN Yin Hai	F	3.5	06 NOV 1986	GUANGDONG, GUANGZHOU(CHN)	2
11	QU Huanjian	F	2.0	16 MAY 1985	LIAONING, SHENYANG(CHN)	8
12	GUO Yandong	F/G	2.0	06 FEB 1987	BEIJING, BEIJING(CHN)	3
13	LI Pengcheng	G	2.0	04 DEC 1980	BEIJING, BEIJING(CHN)	8
14	CHEN Haijiang	G	2.0	07 JUN 1976	BEIJING, BEIJING(CHN)	8
15	CHEN Qi (C)	F/G	1.5	18 MAR 1976	GUANGDONG, GUANGZHOU(CHN)	9

**Team Average**

**1.5**

**Coach** XU Yuansheng  
**Assistant Coach** ZHAI Yongjun

**Team Uniform Colour:**

**Light:** WHITE

**Dark:** RED

**Note:**  
Number of international games played provided by NPC

**Legend:**  
(C) Captain                      **C**                      Centre                      **F**                      Forward                      **G**                      Guard  
Pos                      Playing Position



**TEAM ROSTER** As of 5 SEP 2008

球队名单

**GER - GERMANY**

No.	Name	Pos	Sport Class	Date of Birth	Club - Season 2007/2008	Int'l Games Played
4	LOHMANN Bjoern	F	1.0	03 MAY 1979	ASV BONN, BONN(GER)	36
5	SCHUERMANN Jens	F	1.0	30 NOV 1980	RSC OSNABRUCK, OSNABRUCK(GER)	64
6	QUALI Mimoun	F	3.0	22 APR 1975	RSC OSNABRUCK, OSNABRUCK(GER)	160
7	LEHMANN Lars	G	3.0	25 MAY 1977	RSC FRANKFURT, FRANKFURT(GER)	168
8	BIENEK Andre	C	3.0	31 OCT 1986	RSC FRANKFURT, FRANKFURT(GER)	50
9	FISCHER Florian	F/G	1.5	11 APR 1977	USC MUNCHEN, MUNCHEN(GER)	70
10	KRESS Andreas	C	3.5	26 JUN 1986	RSC FRANKFURT, FRANKFURT(GER)	10
11	PASSIWAN Dirk	F/G	4.5	13 OCT 1976	RSC TRIER, TRIER(GER)	33
12	WOLK Sebastian	C	4.0	31 JAN 1981	RSC FRANKFURT, FRANKFURT(GER)	77
13	CHRISTINK Lars (C)	G	2.0	14 JUL 1972	JENA CAPUTS, JENA(GER)	255
14	COSKUN Ahmet	F	4.0	11 MAR 1975	PORTO TORRES, PORTO TORRES(ITA)	190
15	KOHLER-LENZ Dirk	C	4.0	29 OCT 1967	RSV LAHN_DILL, LAHN_DILL(GER)	130

**Team Average**

**20.7**

**Coach** WIEGMANN Frits  
**Assistant Coach** MOERTL Sigg

**Team Uniform Colour:**  
**Light:** WHITE  
**Dark:** BLACK

**Note:**  
Number of international games played provided by NPC

**Legend:**  
(C) Captain                      **C**                      Centre                      **F**                      Forward                      **G**                      Guard  
Pos                      Playing Position



**TEAM ROSTER** As of 5 SEP 2008

球队名单

**GBR - GREAT BRITAIN**

No.	Name	Pos	Sport Class	Date of Birth	Club - Season 2007/2008	Int'l Games Played
4	BESTWICK Joseph	F	4.5	14 DEC 1984	COLOGNE, COLOGNE(GBR)	0
5	BROWN Simon	G	2.0	07 MAR 1986	MILTON KEYNES ACES, MILTON KEYNES(GBR)	0
6	HAYES Kevin	G	1.0	09 SEP 1963	SHEFFIELD STEELERS, SHEFFIELD(GBR)	0
7	BYWATER Terence	F	4.5	28 FEB 1983	SHEFFIELD STEELERS, SHEFFIELD(GBR)	0
8	MUNN Simon	F	4.0	31 JAN 1968	W. RHINOS, WOLVERHAMPTON(GBR)	0
9	POLLOCK Jon (C)	G	2.5	11 MAY 1977	SHEFFIELD STEELERS, SHEFFIELD(GBR)	0
10	JAMA Abdillah	G	1.0	01 NOV 1982	W. RHINOS, WOLVERHAMPTON(GBR)	0
11	BYRNE Matthew	G	1.5	08 OCT 1974	W. RHINOS, WOLVERHAMPTON(GBR)	0
12	BLAKE Andrew	F	2.5	18 APR 1972	MILTON KEYNES ACES, MILTON KEYNES(GBR)	0
13	FINBOW Peter	G	2.0	17 MAY 1975	OLDHAM OWLS, OLDHAM(GBR)	0
14	HALL Jonathan	G	3.0	13 MAR 1982	SHEFFIELD STEELERS, SHEFFIELD(GBR)	0
15	OROGBEMI Ade	G	2.5	11 MAY 1978	W. RHINOS, WOLVERHAMPTON(GBR)	0

**Team Average**

**0.0**

**Coach** TRESEDER Bernard Murray

**Assistant Coach** BHANIA Haj Singh

**Assistant Coach** THOMAS Sinclair Richford

**Team Uniform Colour:**

**Light:** WHITE

**Dark:** RED

**Note:**  
Number of international games played provided by NPC

**Legend:**  
(C) Captain      F Forward      G Guard      Pos Playing Position



**TEAM ROSTER** As of 5 SEP 2008

球队名单

**IRI - ISLAMIC REPUBLIC of IRAN**

No.	Name	Pos	Sport Class	Date of Birth	Club - Season 2007/2008	Int'l Games Played
4	BOLAGHINALOU Saman	F	1.0	04 DEC 1986	KHOUZESTAN COMMISSION, KHOUZESTAN(IRI)	0
5	HESAMY ZADEH Zakaria	G	2.5	16 JUL 1974	KHOUZESTAN COMMISSION, KHOUZESTAN(IRI)	0
6	MANSOURI Hakim	F	2.0	06 APR 1985	KHOUZESTAN COMMISSION, KHOUZESTAN(IRI)	0
7	AHMADI Ebrahim	C	4.0	02 OCT 1985	ZANJAN AZAD UNIVERSITY, ZANJAN(IRI)	0
8	DAGHAGHELEPOUR Ahmad	F	1.5	23 MAY 1982	KHOUZESTAN COMMISSION, KHOUZESTAN(IRI)	0
9	HOSSEIN POUR Esmaeel	F	1.5	29 SEP 1982	TABRIZ COMMISSION, TABRIZ(IRI)	0
10	AHMADI Alireza	G	3.0	25 JUL 1976	ZANJAN AZAD UNIVERSITY, ZANJAN(IRI)	0
11	NAMI Gholamreza (C)	F	1.0	24 SEP 1976	MASHHAD FARSEH NEGIN, MASHHAD(IRI)	0
12	GHARIBLOO Morteza	C	4.0	13 AUG 1979	ZANJAN AZAD UNIVERSITY, ZANJAN(IRI)	0
13	SIEFI Bahman	F	2.0	04 APR 1986	ZANJAN AZAD UNIVERSITY, ZANJAN(IRI)	0
14	GHOLAM AZAD Vahid	C	4.5	16 SEP 1987	ZANJAN AZAD UNIVERSITY, ZANJAN(IRI)	0
15	TORFI MENESHIDI Adel	C	4.0	23 AUG 1977	KHOUZESTAN COMMISSION, KHOUZESTAN(IRI)	0

**Team Average**

**0.0**

**Coach** KAMRAVA Abdolghafour  
**Assistant Coach** ESHGH Kamal

**Team Uniform Colour:**

**Light:** WHITE

**Dark:** GREEN

**Note:**  
Number of international games played provided by NPC

**Legend:**  
(C) Captain      **C**      Centre      **F**      Forward      **G**      Guard  
**Pos**      Playing Position





**TEAM ROSTER** As of 5 SEP 2008

球队名单

**ISR - ISRAEL**

No.	Name	Pos	Sport Class	Date of Birth	Club - Season 2007/2008	Int'l Games Played
4	SAR TOV Eyal	F	4.5	07 MAR 1962	KESSEM, HADREA(ISR)	50
5	DROR Lior	C	4.5	18 APR 1974	SANTA LOCCIA, RONE(ITA)	47
6	OTTOLENGHI Ariel	G	2.0	06 JUL 1963	TARANTO, TARANTO(ITA)	115
7	FURMAN Ron	G	1.0	27 NOV 1977	KESSEM, HADERA(ISR)	39
8	MEISHAR Dotan	F	4.0	05 APR 1969	BEIT HALOCHEM, TEL-AVIV(ISR)	71
9	ROZENBERG Roei	G	2.5	16 AUG 1971	SANTA LUCCIA, ROME(ITA)	80
10	LEHRMAN Avraham	G	2.0	12 OCT 1966	BEIT HACOCHAM, TEL-AVIV(ISR)	47
11	DOR Oon Igal Allon	F	4.5	11 JUL 1984	WHITE WATER, WISCONSIN(USA)	32
12	HENDEL Liran	G	2.0	02 AUG 1973	KESSEM, HADERA(ISR)	87
13	HAIM Shay-Refael	G	2.0	26 OCT 1981	BEIT HALOCHEM, TEL-AVIV(ISR)	32
14	PHILIPPS Rotem (C)	F	4.0	24 MAY 1972	SANTO STEFANO, P. POTENZA(ITA)	47
15	DRAI David	G	1.0	31 OCT 1970	BEIT HALOCHEM, TEL-AVIV(ISR)	72

**Team Average**

**7.5**

**Coach** PINTO Ari  
**Assistant Coach** KLEIN Benyamin  
**Assistant Coach** ZAIDE Michael

**Team Uniform Colour:**

**Light:** WHITE

**Dark:** BLUE

**Note:**  
Number of international games played provided by NPC

**Legend:**  
(C) Captain                      **C**                      Centre                      **F**                      Forward                      **G**                      Guard  
Pos                      Playing Position



**TEAM ROSTER** As of 5 SEP 2008

球队名单

**JPN - JAPAN**

No.	Name	Pos	Sport Class	Date of Birth	Club - Season 2007/2008	Int'l Games Played
4	MIURA Fumiharu	G	2.5	09 AUG 1979	MIE CHARIOTS, MIE(JPN)	4
5	MORI Noriyuki	F	2.0	20 JUN 1971	CHIBA HOWKS, CHIBA(JPN)	15
6	MIYAJIMA Tetsuya	C	4.0	29 NOV 1988	TOYAMA WBC, TOYAMA(JPN)	10
7	SATO Satoshi	F	1.0	05 JUN 1976	NO EXCUSE, TOKYO(JPN)	2
8	KORETOMO Keisuke	G	3.0	13 OCT 1970	SHIMIZU MST, HYOGO(JPN)	29
9	KOZAI Hiroaki	F	3.5	14 JUL 1988	CHIBA HOWKS, CHIBA(JPN)	10
10	SUZUKI Akimasa	F	3.5	02 FEB 1977	CHIBA HOWKS, CHIBA(JPN)	8
11	FUJII Shingo (C)	G	1.5	02 JAN 1978	MIYAGI MAX, MIYAGI(JPN)	18
12	KYOYA Kazuyuki	G	1.0	13 AUG 1971	CHIBA HOWKS, CHIBA(JPN)	26
13	FUJIMOTO Reo	C	4.5	22 SEP 1983	MIYAGI MAX, MIYAGI(JPN)	10
14	OSHIMA Tomohiko	C	4.0	20 APR 1971	WORLD BBC, AICHI(JPN)	32
15	MAEDA Kenzo	F	4.5	10 JAN 1975	MORIMOTO BUNKABURO, KANAGAWA(JPN)	5

**Team Average**

**1.6**

**Coach** OKUHARA Akio  
**Assistant Coach** SAKANO Haruo

**Team Uniform Colour:**

**Light:** WHITE

**Dark:** BLUE

**Note:**  
Number of international games played provided by NPC

**Legend:**  
(C) Captain                      **C**                      Centre                      **F**                      Forward                      **G**                      Guard  
Pos                      Playing Position



**TEAM ROSTER** As of 5 SEP 2008

球队名单

**RSA - SOUTH AFRICA**

No.	Name	Pos	Sport Class	Date of Birth	Club - Season 2007/2008	Int'l Games Played
4	RETIEF Marcus	F	1.0	11 DEC 1975	EAGLES, JOHANNESBURG(RSA)	34
5	HARTNICK Shaun	F	1.0	21 NOV 1973	SAINTS, CAPE TOWN(RSA)	58
6	WILLIAMS Ralph	G	2.0	17 DEC 1969	SAINTS, CAPE TOWN(RSA)	67
7	TAYLOR Nicholas	G	2.0	18 JAN 1980	EAGLES, JOHANNESBURG(RSA)	46
8	GOVENDER Justin	F	1.0	21 MAY 1978	WINGS, DURBAN(RSA)	34
9	GUMBI Siphamandla	G	3.0	19 AUG 1975	WINGS, DURBAN(RSA)	38
10	PAPENFUS Marius (C)	G	2.5	30 OCT 1977	BLADERUNNERS, PRETORIA(RSA)	58
11	ZONKE Thandile	G	3.5	15 JUL 1982	LIONS, ORKNEY(RSA)	27
12	CURLE David Nathaniel	F	3.5	27 DEC 1981	PUMAS, PRETORIA(RSA)	37
13	WAITES Grant	F	4.0	13 MAR 1973	EAGLES, JOHANNESBURG(RSA)	28
14	NEL Jeremy	F	4.0	16 AUG 1973	WINGS, DURBAN(RSA)	22
15	NORTJE Richard	F	4.5	27 OCT 1980	BLADERUNNERS, PRETORIA(RSA)	58

**Team Average**

**4.2**

**Coach** SIERRA Vivian  
**Assistant Coach** MOSUOE Kelebone

**Team Uniform Colour:**

**Light:** GOLD  
**Dark:** GREEN

**Note:**  
Number of international games played provided by NPC

**Legend:**  
(C) Captain      F Forward      G Guard      Pos Playing Position



**TEAM ROSTER** As of 5 SEP 2008

球队名单

**SWE - SWEDEN**

No.	Name	Pos	Sport Class	Date of Birth	Club - Season 2007/2008	Int'l Games Played
4	NYLANDER Patrik	F	2.0	20 MAR 1980	NORRBACKA HIF, STOCKHOLM(SWE)	56
5	GUSTAVSSON Joachim	F	3.5	09 DEC 1971	NACKA HI, STOCKHOLM(SWE)	142
6	LARSSON Niclas	F	1.0	29 JAN 1969	NORRBACKA HIF, STOCKHOLM(SWE)	24
7	BYQVIST Per	C	3.0	18 FEB 1968	NORRBACKA HIF, STOCKHOLM(SWE)	16
8	ABLORH Enoch (C)	G	4.0	28 APR 1972	DALLAS, DALLAS(USA)	148
9	WALLIN Dan	C	4.0	29 SEP 1973	GOTEBORG RBK, GOTHENBORG(SWE)	74
10	HAIDARI Hussein	G	3.0	20 DEC 1978	GALATASARAY, ISTANBUL(TUR)	128
11	KOHLSTROM Peter	F	2.5	21 MAY 1975	NACKA HI, STOCKHOLM(SWE)	120
12	AKERBERG Thomas	F	3.0	15 JUN 1968	NORRKOPING DOLPHINS, NORRKOPING(SWE)	219
13	LARSSON Thomas	F	1.0	20 MAY 1969	GIULANOVA, GIULANOVA(ITA)	53
14	LINDEN Joakim	F	2.5	01 DEC 1988	NORRKOPING DOLPHINS, NORRKOPING(SWE)	14
15	MENG Robin	G	3.0	01 JUL 1990	ESKILSTUNA HIF, ESKILSTUNA(SWE)	12

**Team Average**

**7.6**

**Coach** LOPES Ines  
**Assistant Coach** ANDER Nils  
**Assistant Coach** ANDERSSON Lars Gunnar

**Team Uniform Colour:**

**Light:** YELLOW

**Dark:** BLUE

**Note:**  
Number of international games played provided by NPC

**Legend:**  
(C) Captain                      **C**                      Centre                      **F**                      Forward                      **G**                      Guard  
Pos                      Playing Position



**TEAM ROSTER** As of 5 SEP 2008

球队名单

**USA - UNITED STATES of AMERICA**

No.	Name	Pos	Sport Class	Date of Birth	Club - Season 2007/2008	Int'l Games Played
4	BARBER Eric	G	1.0	07 DEC 1970	MILWAUKEE WC BUCK, MILWAUKEE, WI(USA)	4
5	PAYE Mikey (C)	G	3.0	24 APR 1983	RSV LAHN-DILL, WETZLAR, GERMANY(GER)	5
6	LESPERANCE Matt	G	1.0	23 MAY 1987	UW-WISCONSIN, WHITEWATER, WI(USA)	6
7	MAZZI Jaime	G	2.0	09 AUG 1981	UW-WISCONSIN, WHITEWATER, WI(USA)	7
8	COUNTS Jacob	F	3.5	24 JAN 1980	MILWAUKEE WC BUCK, MILWAUKEE, WI(USA)	8
9	SCOTT Matt	F	4.0	27 APR 1985	UW-WISCONSIN, WHITEWATER, WI(USA)	9
10	GLASBRENNER Jeff	C	4.5	20 JAN 1973	DALLAS WC MAVERICKS, DALLAS, TX(USA)	10
11	SERIO Steve	F	3.5	08 SEP 1987	U OF ILLINOIS, CHAMPAIGN, IL(USA)	11
12	NELMS Jay	G	2.5	11 NOV 1980	DALLAS WC MAVERICKS, DALLAS, TX(USA)	12
13	LADE Jeremy	G	2.5	06 JAN 1981	MILWAUKEE WC BUCK, MILWAUKEE, WI(USA)	13
14	SCHULTE Paul	G	3.0	05 APR 1979	DALLAS WC MAVERICKS, DALLAS, TX(USA)	14
15	CHAMBERS Joe	C	4.0	10 JAN 1982	UW-WISCONSIN, WHITEWATER, WI(USA)	15

**Team Average**

**0.8**

**Coach** WILSON Steve  
**Assistant Coach** CHYNOWETH Tracy  
**Assistant Coach** JACKSON Paul

**Team Uniform Colour:**

**Light:** WHITE

**Dark:** BLUE

**Note:**  
Number of international games played provided by NPC

**Legend:**  
(C) Captain                      **C**                      Centre                      **F**                      Forward                      **G**                      Guard  
Pos                      Playing Position



**TEAM ROSTER** As of 5 SEP 2008

球队名单

**AUS - AUSTRALIA**

No.	Name	Pos	Sport Class	Date of Birth	Club - Season 2007/2008	Int'l Games Played
4	EVESON Justin	F	4.5	10 JUN 1980	WHEELCATS, PERTH(AUS)	100
5	SACHS Troy	C	4.5	03 DEC 1975	WEST SYDNEY RAZORBACKS, SYDNEY(AUS)	254
6	STIBNERS Brett	F	4.0	25 JUN 1979	ROLLERHAWKS, WOLLONGONG(AUS)	25
7	NORRIS Shaun	F/G	3.0	02 APR 1985	WHEELCATS, PERTH(AUS)	82
8	HARTNETT Michael	G	1.0	03 JUN 1982	WHEELCATS, PERTH(AUS)	27
9	KNOWLES Tristan	F	4.0	25 APR 1983	ROLLERHAWKS, WOLLONGONG(AUS)	89
10	KING Adrian	F	2.0	25 NOV 1971	SPINNING BULLETS, BRISBANE(AUS)	125
11	SIMMONS Tige	G	1.0	05 MAY 1977	SPINNING BULLETS, BRISBANE(AUS)	46
12	MIZENS Grant	G	2.0	19 APR 1977	WEST SYDNEY RAZORBACKS, SYDNEY(AUS)	64
13	ALCOTT Dylan	G	1.0	04 DEC 1990	DANDENONG RANGERS, MELBOURNE(AUS)	17
14	DOWLER Brendan	G	1.0	31 JAN 1968	WEST SYDNEY RAZORBACKS, SYDNEY(AUS)	98
15	NESS Brad (C)	C	4.5	24 NOV 1974	WHEELCATS, PERTH(AUS)	105

**Team Average**

**86.0**

**Coach** ETTRIDGE Benjamin James  
**Assistant Coach** FRIDAY Craig Anthony

**Team Uniform Colour:**

**Light:** GOLD  
**Dark:** GREEN

**Note:**  
Number of international games played provided by NPC

**Legend:**  
(C) Captain                      **C**                      Centre                      **F**                      Forward                      **G**                      Guard  
Pos                      Playing Position



**TEAM ROSTER** As of 5 SEP 2008

球队名单

**BRA - BRAZIL**

No.	Name	Pos	Sport Class	Date of Birth	Club - Season 2007/2008	Int'l Games Played
4	SILVA Jose Ricardo (C)	G	1.5	09 APR 1976	FUNAD, JOAO PESSOA(BRA)	6
5	ROCA Heriberto	G	1.0	21 APR 1980	AGUIAS, SAO PAULO(BRA)	6
6	SILVA Erick	C	3.5	05 OCT 1978	CAD, S.J.DO RIO(BRA)	22
7	SILVA Jose Marcos	C	4.0	02 FEB 1970	AHC, SAO PAULO(BRA)	18
8	NUNES Irio	G	4.5	02 MAY 1980	ANDEF, RIO DE JANEIRO(BRA)	15
9	PESSOA Nilton	G	2.0	28 JAN 1976	AGUIAS, SAO PAULO(BRA)	8
10	SILVA SANDOVAL Francisco	C	3.0	15 APR 1975	ANDEF, RIO DE JANEIRO(BRA)	8
11	SILVA JUNIOR Gelson	F	3.5	06 MAR 1980	AHC, SAO PAULO(BRA)	1
12	LIMA Everaldo	G	2.5	24 JUL 1973	CAD, S.J.DO RIO(BRA)	0
13	MIRANDO Leandro	C	4.5	27 AUG 1982	CAD, S.J.DO RIO(BRA)	13
14	ALEXANDRE Sergio	F	2.0	13 JAN 1982	MAGIC HANDS, SAO PAULO(BRA)	0
15	SILVA Douglas	C	3.0	22 APR 1978	AGUIAS, SAO PAULO(BRA)	0

**Team Average**

**4.0**

**Coach** SILVA Itamar Luiz  
**Assistant Coach** SILVA SANTOS Sileno

**Team Uniform Colour:**  
**Light:** GREEN  
**Dark:** BLUE

**Note:**  
Number of international games played provided by NPC

**Legend:**  
(C) Captain                      **C**                      Centre                      **F**                      Forward                      **G**                      Guard  
Pos                      Playing Position



**TEAM ROSTER** As of 5 SEP 2008

球队名单

**CAN - CANADA**

No.	Name	Pos	Sport Class	Date of Birth	Club - Season 2007/2008	Int'l Games Played
4	DUREPOS David	F/G	3.5	14 JUL 1968	MILWAUKEE BUCKS, MILWAUKEE(USA)	0
5	ROUILLARD Yvon	F	3.0	19 APR 1972	CIVA, MONTREAL(CAN)	0
6	HEDGES Robert	F/G	2.5	05 JAN 1980	BC CABLE CARS, VANCOUVER(CAN)	0
7	PETER Richard	F/G	2.5	10 SEP 1972	BC CABLE CARS, VANCOUVER(CAN)	0
8	JOHNSON Joey	C	4.5	26 JUL 1975	LAN DILL, WETZLAR(GER)	0
9	NORTON Ross	F	2.0	20 APR 1973	NORTHERN LIGHTS, EDMONTON(CAN)	0
10	LANCIA Adam	F	4.5	17 JAN 1980	VARIETY VILLAGE, TORONTO(CAN)	0
11	BORISOFF Jaimie (C)	G	1.0	20 JUN 1970	BC CABLE CARS, VANCOUVER(CAN)	0
12	ANDERSON Patrick	F	4.5	22 AUG 1979	BC CABLE CARS, VANCOUVER(CAN)	0
13	STOUTENBERG Chris	G	1.0	13 SEP 1977	BURLINGTON, BURLINGTON(CAN)	0
14	DINI Abditatch	G	1.0	01 JUN 1981	VARIETY VILLAGE, TORONTO(CAN)	0
15	ENG David	F	4.5	21 NOV 1976	LAVAL, LAVAL(CAN)	0

**Team Average**

**0.0**

**Coach** FROGLEY Mile  
**Assistant Coach** BOWES Paul  
**Assistant Coach** TONELLO Jerry

**Team Uniform Colour:**

**Light:** WHITE

**Dark:** BLACK

**Note:**  
Number of international games played provided by NPC

**Legend:**  
(C) Captain                      **C**                      Centre                      **F**                      Forward                      **G**                      Guard  
Pos                      Playing Position





**TEAM ROSTER** As of 5 SEP 2008

球队名单

**CHN - CHINA**

No.	Name	Pos	Sport Class	Date of Birth	Club - Season 2007/2008	Int'l Games Played
4	CHEN Guojun	C	4.0	15 OCT 1983	JIANGSU, NANJING(CHN)	2
5	HUANG Xunan	F	4.0	30 APR 1985	LIAONING, SHENYANG(CHN)	8
6	YANG Lei	C	3.5	12 MAR 1983	BEIJING, BEIJING(CHN)	12
7	ZHANG Lei	C	4.5	04 JUL 1986	BEIJING, BEIJING(CHN)	3
8	DING Hai	C	4.5	20 DEC 1986	LIAONING, SHENYANG(CHN)	8
9	XU Hang	F	2.5	20 DEC 1987	JIANGSU, NANJING(CHN)	2
10	LIN Yin Hai	F	3.5	06 NOV 1986	GUANGDONG, GUANGZHOU(CHN)	2
11	QU Huanjian	F	2.0	16 MAY 1985	LIAONING, SHENYANG(CHN)	8
12	GUO Yandong	F/G	2.0	06 FEB 1987	BEIJING, BEIJING(CHN)	3
13	LI Pengcheng	G	2.0	04 DEC 1980	BEIJING, BEIJING(CHN)	8
14	CHEN Haijiang	G	2.0	07 JUN 1976	BEIJING, BEIJING(CHN)	8
15	CHEN Qi (C)	F/G	1.5	18 MAR 1976	GUANGDONG, GUANGZHOU(CHN)	9

**Team Average**

**1.5**

**Coach** XU Yuansheng  
**Assistant Coach** ZHAI Yongjun

**Team Uniform Colour:**

**Light:** WHITE

**Dark:** RED

**Note:**  
Number of international games played provided by NPC

**Legend:**  
(C) Captain                      C                      Centre                      F                      Forward                      G                      Guard  
Pos                      Playing Position



**TEAM ROSTER** As of 5 SEP 2008

球队名单

**GER - GERMANY**

No.	Name	Pos	Sport Class	Date of Birth	Club - Season 2007/2008	Int'l Games Played
4	LOHMANN Bjoern	F	1.0	03 MAY 1979	ASV BONN, BONN(GER)	36
5	SCHUERMANN Jens	F	1.0	30 NOV 1980	RSC OSNABRUCK, OSNABRUCK(GER)	64
6	QUALI Mimoun	F	3.0	22 APR 1975	RSC OSNABRUCK, OSNABRUCK(GER)	160
7	LEHMANN Lars	G	3.0	25 MAY 1977	RSC FRANKFURT, FRANKFURT(GER)	168
8	BIENEK Andre	C	3.0	31 OCT 1986	RSC FRANKFURT, FRANKFURT(GER)	50
9	FISCHER Florian	F/G	1.5	11 APR 1977	USC MUNCHEN, MUNCHEN(GER)	70
10	KRESS Andreas	C	3.5	26 JUN 1986	RSC FRANKFURT, FRANKFURT(GER)	10
11	PASSIWAN Dirk	F/G	4.5	13 OCT 1976	RSC TRIER, TRIER(GER)	33
12	WOLK Sebastian	C	4.0	31 JAN 1981	RSC FRANKFURT, FRANKFURT(GER)	77
13	CHRISTINK Lars (C)	G	2.0	14 JUL 1972	JENA CAPUTS, JENA(GER)	255
14	COSKUN Ahmet	F	4.0	11 MAR 1975	PORTO TORRES, PORTO TORRES(ITA)	190
15	KOHLER-LENZ Dirk	C	4.0	29 OCT 1967	RSV LAHN_DILL, LAHN_DILL(GER)	130

**Team Average**

**20.7**

**Coach** WIEGMANN Frits  
**Assistant Coach** MOERTL Sigg

**Team Uniform Colour:**

**Light:** WHITE

**Dark:** BLACK

**Note:**  
Number of international games played provided by NPC

**Legend:**  
(C) Captain                      **C**                      Centre                      **F**                      Forward                      **G**                      Guard  
Pos                      Playing Position



**TEAM ROSTER** As of 5 SEP 2008

球队名单

**GBR - GREAT BRITAIN**

No.	Name	Pos	Sport Class	Date of Birth	Club - Season 2007/2008	Int'l Games Played
4	BESTWICK Joseph	F	4.5	14 DEC 1984	COLOGNE, COLOGNE(GBR)	0
5	BROWN Simon	G	2.0	07 MAR 1986	MILTON KEYNES ACES, MILTON KEYNES(GBR)	0
6	HAYES Kevin	G	1.0	09 SEP 1963	SHEFFIELD STEELERS, SHEFFIELD(GBR)	0
7	BYWATER Terence	F	4.5	28 FEB 1983	SHEFFIELD STEELERS, SHEFFIELD(GBR)	0
8	MUNN Simon	F	4.0	31 JAN 1968	W. RHINOS, WOLVERHAMPTON(GBR)	0
9	POLLOCK Jon (C)	G	2.5	11 MAY 1977	SHEFFIELD STEELERS, SHEFFIELD(GBR)	0
10	JAMA Abdillah	G	1.0	01 NOV 1982	W. RHINOS, WOLVERHAMPTON(GBR)	0
11	BYRNE Matthew	G	1.5	08 OCT 1974	W. RHINOS, WOLVERHAMPTON(GBR)	0
12	BLAKE Andrew	F	2.5	18 APR 1972	MILTON KEYNES ACES, MILTON KEYNES(GBR)	0
13	FINBOW Peter	G	2.0	17 MAY 1975	OLDHAM OWLS, OLDHAM(GBR)	0
14	HALL Jonathan	G	3.0	13 MAR 1982	SHEFFIELD STEELERS, SHEFFIELD(GBR)	0
15	OROGBEMI Ade	G	2.5	11 MAY 1978	W. RHINOS, WOLVERHAMPTON(GBR)	0

**Team Average**

**0.0**

**Coach** TRESEDER Bernard Murray

**Assistant Coach** BHANIA Haj Singh

**Assistant Coach** THOMAS Sinclair Richford

**Team Uniform Colour:**

**Light:** WHITE

**Dark:** RED

**Note:**  
Number of international games played provided by NPC

**Legend:**  
(C) Captain      F Forward      G Guard      Pos Playing Position



**TEAM ROSTER** As of 5 SEP 2008

球队名单

**IRI - ISLAMIC REPUBLIC of IRAN**

No.	Name	Pos	Sport Class	Date of Birth	Club - Season 2007/2008	Int'l Games Played
4	BOLAGHINALOU Saman	F	1.0	04 DEC 1986	KHOUZESTAN COMMISSION, KHOUZESTAN(IRI)	0
5	HESAMY ZADEH Zakaria	G	2.5	16 JUL 1974	KHOUZESTAN COMMISSION, KHOUZESTAN(IRI)	0
6	MANSOURI Hakim	F	2.0	06 APR 1985	KHOUZESTAN COMMISSION, KHOUZESTAN(IRI)	0
7	AHMADI Ebrahim	C	4.0	02 OCT 1985	ZANJAN AZAD UNIVERSITY, ZANJAN(IRI)	0
8	DAGHAGHELEPOUR Ahmad	F	1.5	23 MAY 1982	KHOUZESTAN COMMISSION, KHOUZESTAN(IRI)	0
9	HOSSEIN POUR Esmaeel	F	1.5	29 SEP 1982	TABRIZ COMMISSION, TABRIZ(IRI)	0
10	AHMADI Alireza	G	3.0	25 JUL 1976	ZANJAN AZAD UNIVERSITY, ZANJAN(IRI)	0
11	NAMI Gholamreza (C)	F	1.0	24 SEP 1976	MASHHAD FARSEH NEGIN, MASHHAD(IRI)	0
12	GHARIBLOO Morteza	C	4.0	13 AUG 1979	ZANJAN AZAD UNIVERSITY, ZANJAN(IRI)	0
13	SIEFI Bahman	F	2.0	04 APR 1986	ZANJAN AZAD UNIVERSITY, ZANJAN(IRI)	0
14	GHOLAM AZAD Vahid	C	4.5	16 SEP 1987	ZANJAN AZAD UNIVERSITY, ZANJAN(IRI)	0
15	TORFI MENESHIDI Adel	C	4.0	23 AUG 1977	KHOUZESTAN COMMISSION, KHOUZESTAN(IRI)	0

**Team Average**

**0.0**

**Coach** KAMRAVA Abdolghafour  
**Assistant Coach** ESHGH Kamal

**Team Uniform Colour:**

**Light:** WHITE

**Dark:** GREEN

**Note:**  
Number of international games played provided by NPC

**Legend:**  
(C) Captain                      **C**                      Centre                      **F**                      Forward                      **G**                      Guard  
Pos                      Playing Position



**TEAM ROSTER** As of 5 SEP 2008

球队名单

**ISR - ISRAEL**

No.	Name	Pos	Sport Class	Date of Birth	Club - Season 2007/2008	Int'l Games Played
4	SAR TOV Eyal	F	4.5	07 MAR 1962	KESSEM, HADREA(ISR)	50
5	DROR Lior	C	4.5	18 APR 1974	SANTA LOCCIA, RONE(ITA)	47
6	OTTOLENGHI Ariel	G	2.0	06 JUL 1963	TARANTO, TARANTO(ITA)	115
7	FURMAN Ron	G	1.0	27 NOV 1977	KESSEM, HADERA(ISR)	39
8	MEISHAR Dotan	F	4.0	05 APR 1969	BEIT HALOCHEM, TEL-AVIV(ISR)	71
9	ROZENBERG Roei	G	2.5	16 AUG 1971	SANTA LUCCIA, ROME(ITA)	80
10	LEHRMAN Avraham	G	2.0	12 OCT 1966	BEIT HACOCHER, TEL-AVIV(ISR)	47
11	DOR Oon Igal Allon	F	4.5	11 JUL 1984	WHITE WATER, WISCONSIN(USA)	32
12	HENDEL Liran	G	2.0	02 AUG 1973	KESSEM, HADERA(ISR)	87
13	HAIM Shay-Refael	G	2.0	26 OCT 1981	BEIT HALOCHEM, TEL-AVIV(ISR)	32
14	PHILIPPS Rotem (C)	F	4.0	24 MAY 1972	SANTO STEFANO, P. POTENZA(ITA)	47
15	DRAI David	G	1.0	31 OCT 1970	BEIT HALOCHEM, TEL-AVIV(ISR)	72

**Team Average**

**7.5**

**Coach** PINTO Ari  
**Assistant Coach** KLEIN Benyamin  
**Assistant Coach** ZAIDE Michael

**Team Uniform Colour:**  
**Light:** WHITE  
**Dark:** BLUE

**Note:**  
Number of international games played provided by NPC

**Legend:**  
(C) Captain                      **C**                      Centre                      **F**                      Forward                      **G**                      Guard  
Pos                      Playing Position



**TEAM ROSTER** As of 5 SEP 2008

球队名单

**JPN - JAPAN**

No.	Name	Pos	Sport Class	Date of Birth	Club - Season 2007/2008	Int'l Games Played
4	MIURA Fumiharu	G	2.5	09 AUG 1979	MIE CHARIOTS, MIE(JPN)	4
5	MORI Noriyuki	F	2.0	20 JUN 1971	CHIBA HOWKS, CHIBA(JPN)	15
6	MIYAJIMA Tetsuya	C	4.0	29 NOV 1988	TOYAMA WBC, TOYAMA(JPN)	10
7	SATO Satoshi	F	1.0	05 JUN 1976	NO EXCUSE, TOKYO(JPN)	2
8	KORETOMO Keisuke	G	3.0	13 OCT 1970	SHIMIZU MST, HYOGO(JPN)	29
9	KOZAI Hiroaki	F	3.5	14 JUL 1988	CHIBA HOWKS, CHIBA(JPN)	10
10	SUZUKI Akimasa	F	3.5	02 FEB 1977	CHIBA HOWKS, CHIBA(JPN)	8
11	FUJII Shingo (C)	G	1.5	02 JAN 1978	MIYAGI MAX, MIYAGI(JPN)	18
12	KYOYA Kazuyuki	G	1.0	13 AUG 1971	CHIBA HOWKS, CHIBA(JPN)	26
13	FUJIMOTO Reo	C	4.5	22 SEP 1983	MIYAGI MAX, MIYAGI(JPN)	10
14	OSHIMA Tomohiko	C	4.0	20 APR 1971	WORLD BBC, AICHI(JPN)	32
15	MAEDA Kenzo	F	4.5	10 JAN 1975	MORIMOTO BUNKABURO, KANAGAWA(JPN)	5

**Team Average**

**1.6**

**Coach** OKUHARA Akio  
**Assistant Coach** SAKANO Haruo

**Team Uniform Colour:**

**Light:** WHITE

**Dark:** BLUE

**Note:**  
Number of international games played provided by NPC

**Legend:**  
(C) Captain                      **C**                      Centre                      **F**                      Forward                      **G**                      Guard  
Pos                      Playing Position

**TEAM ROSTER** As of 5 SEP 2008

球队名单

**RSA - SOUTH AFRICA**

No.	Name	Pos	Sport Class	Date of Birth	Club - Season 2007/2008	Int'l Games Played
4	RETIEF Marcus	F	1.0	11 DEC 1975	EAGLES, JOHANNESBURG(RSA)	34
5	HARTNICK Shaun	F	1.0	21 NOV 1973	SAINTS, CAPE TOWN(RSA)	58
6	WILLIAMS Ralph	G	2.0	17 DEC 1969	SAINTS, CAPE TOWN(RSA)	67
7	TAYLOR Nicholas	G	2.0	18 JAN 1980	EAGLES, JOHANNESBURG(RSA)	46
8	GOVENDER Justin	F	1.0	21 MAY 1978	WINGS, DURBAN(RSA)	34
9	GUMBI Siphamandla	G	3.0	19 AUG 1975	WINGS, DURBAN(RSA)	38
10	PAPENFUS Marius (C)	G	2.5	30 OCT 1977	BLADERUNNERS, PRETORIA(RSA)	58
11	ZONKE Thandile	G	3.5	15 JUL 1982	LIONS, ORKNEY(RSA)	27
12	CURLE David Nathaniel	F	3.5	27 DEC 1981	PUMAS, PRETORIA(RSA)	37
13	WAITES Grant	F	4.0	13 MAR 1973	EAGLES, JOHANNESBURG(RSA)	28
14	NEL Jeremy	F	4.0	16 AUG 1973	WINGS, DURBAN(RSA)	22
15	NORTJE Richard	F	4.5	27 OCT 1980	BLADERUNNERS, PRETORIA(RSA)	58

**Team Average**

**4.2**

**Coach** SIERRA Vivian  
**Assistant Coach** MOSUOE Kelebone

**Team Uniform Colour:**

**Light:** GOLD  
**Dark:** GREEN

**Note:**  
Number of international games played provided by NPC

**Legend:**  
(C) Captain      F Forward      G Guard      Pos Playing Position



**TEAM ROSTER** As of 5 SEP 2008

球队名单

**SWE - SWEDEN**

No.	Name	Pos	Sport Class	Date of Birth	Club - Season 2007/2008	Int'l Games Played
4	NYLANDER Patrik	F	2.0	20 MAR 1980	NORRBACKA HIF, STOCKHOLM(SWE)	56
5	GUSTAVSSON Joachim	F	3.5	09 DEC 1971	NACKA HI, STOCKHOLM(SWE)	142
6	LARSSON Niclas	F	1.0	29 JAN 1969	NORRBACKA HIF, STOCKHOLM(SWE)	24
7	BYQVIST Per	C	3.0	18 FEB 1968	NORRBACKA HIF, STOCKHOLM(SWE)	16
8	ABLORH Enoch (C)	G	4.0	28 APR 1972	DALLAS, DALLAS(USA)	148
9	WALLIN Dan	C	4.0	29 SEP 1973	GOTEBORG RBK, GOTHENBORG(SWE)	74
10	HAIDARI Hussein	G	3.0	20 DEC 1978	GALATASARAY, ISTANBUL(TUR)	128
11	KOHLSTROM Peter	F	2.5	21 MAY 1975	NACKA HI, STOCKHOLM(SWE)	120
12	AKERBERG Thomas	F	3.0	15 JUN 1968	NORRKOPING DOLPHINS, NORRKOPING(SWE)	219
13	LARSSON Thomas	F	1.0	20 MAY 1969	GIULANOVA, GIULANOVA(ITA)	53
14	LINDEN Joakim	F	2.5	01 DEC 1988	NORRKOPING DOLPHINS, NORRKOPING(SWE)	14
15	MENG Robin	G	3.0	01 JUL 1990	ESKILSTUNA HIF, ESKILSTUNA(SWE)	12

**Team Average**

**7.6**

**Coach** LOPES Ines  
**Assistant Coach** ANDER Nils  
**Assistant Coach** ANDERSSON Lars Gunnar

**Team Uniform Colour:**

**Light:** YELLOW

**Dark:** BLUE

**Note:**  
Number of international games played provided by NPC

**Legend:**  
(C) Captain                      **C**                      Centre                      **F**                      Forward                      **G**                      Guard  
Pos                      Playing Position





**TEAM ROSTER** As of 5 SEP 2008

球队名单

**USA - UNITED STATES of AMERICA**

No.	Name	Pos	Sport Class	Date of Birth	Club - Season 2007/2008	Int'l Games Played
4	BARBER Eric	G	1.0	07 DEC 1970	MILWAUKEE WC BUCK, MILWAUKEE, WI(USA)	4
5	PAYE Mikey (C)	G	3.0	24 APR 1983	RSV LAHN-DILL, WETZLAR, GERMANY(GER)	5
6	LESPERANCE Matt	G	1.0	23 MAY 1987	UW-WISCONSIN, WHITEWATER, WI(USA)	6
7	MAZZI Jaime	G	2.0	09 AUG 1981	UW-WISCONSIN, WHITEWATER, WI(USA)	7
8	COUNTS Jacob	F	3.5	24 JAN 1980	MILWAUKEE WC BUCK, MILWAUKEE, WI(USA)	8
9	SCOTT Matt	F	4.0	27 APR 1985	UW-WISCONSIN, WHITEWATER, WI(USA)	9
10	GLASBRENNER Jeff	C	4.5	20 JAN 1973	DALLAS WC MAVERICKS, DALLAS, TX(USA)	10
11	SERIO Steve	F	3.5	08 SEP 1987	U OF ILLINOIS, CHAMPAIGN, IL(USA)	11
12	NELMS Jay	G	2.5	11 NOV 1980	DALLAS WC MAVERICKS, DALLAS, TX(USA)	12
13	LADE Jeremy	G	2.5	06 JAN 1981	MILWAUKEE WC BUCK, MILWAUKEE, WI(USA)	13
14	SCHULTE Paul	G	3.0	05 APR 1979	DALLAS WC MAVERICKS, DALLAS, TX(USA)	14
15	CHAMBERS Joe	C	4.0	10 JAN 1982	UW-WISCONSIN, WHITEWATER, WI(USA)	15

**Team Average**

**0.8**

**Coach** WILSON Steve  
**Assistant Coach** CHYNOWETH Tracy  
**Assistant Coach** JACKSON Paul

**Team Uniform Colour:**  
**Light:** WHITE  
**Dark:** BLUE

**Note:**  
Number of international games played provided by NPC

**Legend:**  
(C) Captain                      **C**                      Centre                      **F**                      Forward                      **G**                      Guard  
Pos                      Playing Position



**TEAM ROSTER** As of 5 SEP 2008

球队名单

**AUS - AUSTRALIA**

No.	Name	Pos	Sport Class	Date of Birth	Club - Season 2007/2008	Int'l Games Played
4	EVESON Justin	F	4.5	10 JUN 1980	WHEELCATS, PERTH(AUS)	100
5	SACHS Troy	C	4.5	03 DEC 1975	WEST SYDNEY RAZORBACKS, SYDNEY(AUS)	254
6	STIBNERS Brett	F	4.0	25 JUN 1979	ROLLERHAWKS, WOLLONGONG(AUS)	25
7	NORRIS Shaun	F/G	3.0	02 APR 1985	WHEELCATS, PERTH(AUS)	82
8	HARTNETT Michael	G	1.0	03 JUN 1982	WHEELCATS, PERTH(AUS)	27
9	KNOWLES Tristan	F	4.0	25 APR 1983	ROLLERHAWKS, WOLLONGONG(AUS)	89
10	KING Adrian	F	2.0	25 NOV 1971	SPINNING BULLETS, BRISBANE(AUS)	125
11	SIMMONS Tige	G	1.0	05 MAY 1977	SPINNING BULLETS, BRISBANE(AUS)	46
12	MIZENS Grant	G	2.0	19 APR 1977	WEST SYDNEY RAZORBACKS, SYDNEY(AUS)	64
13	ALCOTT Dylan	G	1.0	04 DEC 1990	DANDENONG RANGERS, MELBOURNE(AUS)	17
14	DOWLER Brendan	G	1.0	31 JAN 1968	WEST SYDNEY RAZORBACKS, SYDNEY(AUS)	98
15	NESS Brad (C)	C	4.5	24 NOV 1974	WHEELCATS, PERTH(AUS)	105

**Team Average**

**86.0**

**Coach** ETTRIDGE Benjamin James  
**Assistant Coach** FRIDAY Craig Anthony

**Team Uniform Colour:**

**Light:** GOLD  
**Dark:** GREEN

**Note:**  
Number of international games played provided by NPC

**Legend:**  
(C) Captain                      **C**                      Centre                      **F**                      Forward                      **G**                      Guard  
Pos                      Playing Position



**TEAM ROSTER** As of 5 SEP 2008

球队名单

**BRA - BRAZIL**

No.	Name	Pos	Sport Class	Date of Birth	Club - Season 2007/2008	Int'l Games Played
4	SILVA Jose Ricardo (C)	G	1.5	09 APR 1976	FUNAD, JOAO PESSOA(BRA)	6
5	ROCA Heriberto	G	1.0	21 APR 1980	AGUIAS, SAO PAULO(BRA)	6
6	SILVA Erick	C	3.5	05 OCT 1978	CAD, S.J.DO RIO(BRA)	22
7	SILVA Jose Marcos	C	4.0	02 FEB 1970	AHC, SAO PAULO(BRA)	18
8	NUNES Irio	G	4.5	02 MAY 1980	ANDEF, RIO DE JANEIRO(BRA)	15
9	PESSOA Nilton	G	2.0	28 JAN 1976	AGUIAS, SAO PAULO(BRA)	8
10	SILVA SANDOVAL Francisco	C	3.0	15 APR 1975	ANDEF, RIO DE JANEIRO(BRA)	8
11	SILVA JUNIOR Gelson	F	3.5	06 MAR 1980	AHC, SAO PAULO(BRA)	1
12	LIMA Everaldo	G	2.5	24 JUL 1973	CAD, S.J.DO RIO(BRA)	0
13	MIRANDO Leandro	C	4.5	27 AUG 1982	CAD, S.J.DO RIO(BRA)	13
14	ALEXANDRE Sergio	F	2.0	13 JAN 1982	MAGIC HANDS, SAO PAULO(BRA)	0
15	SILVA Douglas	C	3.0	22 APR 1978	AGUIAS, SAO PAULO(BRA)	0

**Team Average**

**4.0**

**Coach** SILVA Itamar Luiz  
**Assistant Coach** SILVA SANTOS Sileno

**Team Uniform Colour:**

**Light:** GREEN

**Dark:** BLUE

**Note:**  
Number of international games played provided by NPC

**Legend:**  
(C) Captain                      C                      Centre                      F                      Forward                      G                      Guard  
Pos                      Playing Position



**TEAM ROSTER** As of 5 SEP 2008

球队名单

**CAN - CANADA**

No.	Name	Pos	Sport Class	Date of Birth	Club - Season 2007/2008	Int'l Games Played
4	DUREPOS David	F/G	3.5	14 JUL 1968	MILWAUKEE BUCKS, MILWAUKEE(USA)	0
5	ROUILLARD Yvon	F	3.0	19 APR 1972	CIVA, MONTREAL(CAN)	0
6	HEDGES Robert	F/G	2.5	05 JAN 1980	BC CABLE CARS, VANCOUVER(CAN)	0
7	PETER Richard	F/G	2.5	10 SEP 1972	BC CABLE CARS, VANCOUVER(CAN)	0
8	JOHNSON Joey	C	4.5	26 JUL 1975	LAN DILL, WETZLAR(GER)	0
9	NORTON Ross	F	2.0	20 APR 1973	NORTHERN LIGHTS, EDMONTON(CAN)	0
10	LANCIA Adam	F	4.5	17 JAN 1980	VARIETY VILLAGE, TORONTO(CAN)	0
11	BORISOFF Jaimie (C)	G	1.0	20 JUN 1970	BC CABLE CARS, VANCOUVER(CAN)	0
12	ANDERSON Patrick	F	4.5	22 AUG 1979	BC CABLE CARS, VANCOUVER(CAN)	0
13	STOUTENBERG Chris	G	1.0	13 SEP 1977	BURLINGTON, BURLINGTON(CAN)	0
14	DINI Abditatch	G	1.0	01 JUN 1981	VARIETY VILLAGE, TORONTO(CAN)	0
15	ENG David	F	4.5	21 NOV 1976	LAVAL, LAVAL(CAN)	0

**Team Average**

**0.0**

**Coach** FROGLEY Mile  
**Assistant Coach** BOWES Paul  
**Assistant Coach** TONELLO Jerry

**Team Uniform Colour:**

**Light:** WHITE

**Dark:** BLACK

**Note:**  
Number of international games played provided by NPC

**Legend:**  
(C) Captain                      **C**                      Centre                      **F**                      Forward                      **G**                      Guard  
Pos                      Playing Position



**TEAM ROSTER** As of 5 SEP 2008

球队名单

**CHN - CHINA**

No.	Name	Pos	Sport Class	Date of Birth	Club - Season 2007/2008	Int'l Games Played
4	CHEN Guojun	C	4.0	15 OCT 1983	JIANGSU, NANJING(CHN)	2
5	HUANG Xunan	F	4.0	30 APR 1985	LIAONING, SHENYANG(CHN)	8
6	YANG Lei	C	3.5	12 MAR 1983	BEIJING, BEIJING(CHN)	12
7	ZHANG Lei	C	4.5	04 JUL 1986	BEIJING, BEIJING(CHN)	3
8	DING Hai	C	4.5	20 DEC 1986	LIAONING, SHENYANG(CHN)	8
9	XU Hang	F	2.5	20 DEC 1987	JIANGSU, NANJING(CHN)	2
10	LIN Yin Hai	F	3.5	06 NOV 1986	GUANGDONG, GUANGZHOU(CHN)	2
11	QU Huanjian	F	2.0	16 MAY 1985	LIAONING, SHENYANG(CHN)	8
12	GUO Yandong	F/G	2.0	06 FEB 1987	BEIJING, BEIJING(CHN)	3
13	LI Pengcheng	G	2.0	04 DEC 1980	BEIJING, BEIJING(CHN)	8
14	CHEN Haijiang	G	2.0	07 JUN 1976	BEIJING, BEIJING(CHN)	8
15	CHEN Qi (C)	F/G	1.5	18 MAR 1976	GUANGDONG, GUANGZHOU(CHN)	9

**Team Average**

**1.5**

**Coach** XU Yuansheng  
**Assistant Coach** ZHAI Yongjun

**Team Uniform Colour:**  
**Light:** WHITE  
**Dark:** RED

**Note:**  
Number of international games played provided by NPC

**Legend:**  
(C) Captain                      **C**                      Centre                      **F**                      Forward                      **G**                      Guard  
Pos                      Playing Position



**TEAM ROSTER** As of 5 SEP 2008

球队名单

**GER - GERMANY**

No.	Name	Pos	Sport Class	Date of Birth	Club - Season 2007/2008	Int'l Games Played
4	LOHMANN Bjoern	F	1.0	03 MAY 1979	ASV BONN, BONN(GER)	36
5	SCHUERMANN Jens	F	1.0	30 NOV 1980	RSC OSNABRUCK, OSNABRUCK(GER)	64
6	QUALI Mimoun	F	3.0	22 APR 1975	RSC OSNABRUCK, OSNABRUCK(GER)	160
7	LEHMANN Lars	G	3.0	25 MAY 1977	RSC FRANKFURT, FRANKFURT(GER)	168
8	BIENEK Andre	C	3.0	31 OCT 1986	RSC FRANKFURT, FRANKFURT(GER)	50
9	FISCHER Florian	F/G	1.5	11 APR 1977	USC MUNCHEN, MUNCHEN(GER)	70
10	KRESS Andreas	C	3.5	26 JUN 1986	RSC FRANKFURT, FRANKFURT(GER)	10
11	PASSIWAN Dirk	F/G	4.5	13 OCT 1976	RSC TRIER, TRIER(GER)	33
12	WOLK Sebastian	C	4.0	31 JAN 1981	RSC FRANKFURT, FRANKFURT(GER)	77
13	CHRISTINK Lars (C)	G	2.0	14 JUL 1972	JENA CAPUTS, JENA(GER)	255
14	COSKUN Ahmet	F	4.0	11 MAR 1975	PORTO TORRES, PORTO TORRES(ITA)	190
15	KOHLER-LENZ Dirk	C	4.0	29 OCT 1967	RSV LAHN_DILL, LAHN_DILL(GER)	130

**Team Average**

**20.7**

**Coach** WIEGMANN Frits  
**Assistant Coach** MOERTL Sigg

**Team Uniform Colour:**

**Light:** WHITE

**Dark:** BLACK

**Note:**  
Number of international games played provided by NPC

**Legend:**  
(C) Captain                      **C**                      Centre                      **F**                      Forward                      **G**                      Guard  
Pos                      Playing Position



**TEAM ROSTER** As of 5 SEP 2008

球队名单

**GBR - GREAT BRITAIN**

No.	Name	Pos	Sport Class	Date of Birth	Club - Season 2007/2008	Int'l Games Played
4	BESTWICK Joseph	F	4.5	14 DEC 1984	COLOGNE, COLOGNE(GBR)	0
5	BROWN Simon	G	2.0	07 MAR 1986	MILTON KEYNES ACES, MILTON KEYNES(GBR)	0
6	HAYES Kevin	G	1.0	09 SEP 1963	SHEFFIELD STEELERS, SHEFFIELD(GBR)	0
7	BYWATER Terence	F	4.5	28 FEB 1983	SHEFFIELD STEELERS, SHEFFIELD(GBR)	0
8	MUNN Simon	F	4.0	31 JAN 1968	W. RHINOS, WOLVERHAMPTON(GBR)	0
9	POLLOCK Jon (C)	G	2.5	11 MAY 1977	SHEFFIELD STEELERS, SHEFFIELD(GBR)	0
10	JAMA Abdillah	G	1.0	01 NOV 1982	W. RHINOS, WOLVERHAMPTON(GBR)	0
11	BYRNE Matthew	G	1.5	08 OCT 1974	W. RHINOS, WOLVERHAMPTON(GBR)	0
12	BLAKE Andrew	F	2.5	18 APR 1972	MILTON KEYNES ACES, MILTON KEYNES(GBR)	0
13	FINBOW Peter	G	2.0	17 MAY 1975	OLDHAM OWLS, OLDHAM(GBR)	0
14	HALL Jonathan	G	3.0	13 MAR 1982	SHEFFIELD STEELERS, SHEFFIELD(GBR)	0
15	OROGBEMI Ade	G	2.5	11 MAY 1978	W. RHINOS, WOLVERHAMPTON(GBR)	0

**Team Average**

**0.0**

**Coach** TRESEDER Bernard Murray

**Assistant Coach** BHANIA Haj Singh

**Assistant Coach** THOMAS Sinclair Richford

**Team Uniform Colour:**

**Light:** WHITE

**Dark:** RED

**Note:**  
Number of international games played provided by NPC

**Legend:**  
(C) Captain      F Forward      G Guard      Pos Playing Position

**TEAM ROSTER** As of 5 SEP 2008

球队名单

**IRI - ISLAMIC REPUBLIC of IRAN**

No.	Name	Pos	Sport Class	Date of Birth	Club - Season 2007/2008	Int'l Games Played
4	BOLAGHINALOU Saman	F	1.0	04 DEC 1986	KHOUZESTAN COMMISSION, KHOUZESTAN(IRI)	0
5	HESAMY ZADEH Zakaria	G	2.5	16 JUL 1974	KHOUZESTAN COMMISSION, KHOUZESTAN(IRI)	0
6	MANSOURI Hakim	F	2.0	06 APR 1985	KHOUZESTAN COMMISSION, KHOUZESTAN(IRI)	0
7	AHMADI Ebrahim	C	4.0	02 OCT 1985	ZANJAN AZAD UNIVERSITY, ZANJAN(IRI)	0
8	DAGHAGHELEPOUR Ahmad	F	1.5	23 MAY 1982	KHOUZESTAN COMMISSION, KHOUZESTAN(IRI)	0
9	HOSSEIN POUR Esmaeel	F	1.5	29 SEP 1982	TABRIZ COMMISSION, TABRIZ(IRI)	0
10	AHMADI Alireza	G	3.0	25 JUL 1976	ZANJAN AZAD UNIVERSITY, ZANJAN(IRI)	0
11	NAMI Gholamreza (C)	F	1.0	24 SEP 1976	MASHHAD FARSEH NEGIN, MASHHAD(IRI)	0
12	GHARIBLOO Morteza	C	4.0	13 AUG 1979	ZANJAN AZAD UNIVERSITY, ZANJAN(IRI)	0
13	SIEFI Bahman	F	2.0	04 APR 1986	ZANJAN AZAD UNIVERSITY, ZANJAN(IRI)	0
14	GHOLAM AZAD Vahid	C	4.5	16 SEP 1987	ZANJAN AZAD UNIVERSITY, ZANJAN(IRI)	0
15	TORFI MENESHIDI Adel	C	4.0	23 AUG 1977	KHOUZESTAN COMMISSION, KHOUZESTAN(IRI)	0

**Team Average**

**0.0**

**Coach** KAMRAVA Abdolghafour  
**Assistant Coach** ESHGH Kamal

**Team Uniform Colour:**

**Light:** WHITE

**Dark:** GREEN

**Note:**  
Number of international games played provided by NPC

**Legend:**  
(C) Captain                      **C**                      Centre                      **F**                      Forward                      **G**                      Guard  
Pos                      Playing Position





**TEAM ROSTER** As of 5 SEP 2008

球队名单

**ISR - ISRAEL**

No.	Name	Pos	Sport Class	Date of Birth	Club - Season 2007/2008	Int'l Games Played
4	SAR TOV Eyal	F	4.5	07 MAR 1962	KESSEM, HADREA(ISR)	50
5	DROR Lior	C	4.5	18 APR 1974	SANTA LOCCIA, RONE(ITA)	47
6	OTTOLENGHI Ariel	G	2.0	06 JUL 1963	TARANTO, TARANTO(ITA)	115
7	FURMAN Ron	G	1.0	27 NOV 1977	KESSEM, HADERA(ISR)	39
8	MEISHAR Dotan	F	4.0	05 APR 1969	BEIT HALOCHEM, TEL-AVIV(ISR)	71
9	ROZENBERG Roei	G	2.5	16 AUG 1971	SANTA LUCCIA, ROME(ITA)	80
10	LEHRMAN Avraham	G	2.0	12 OCT 1966	BEIT HACOCHAM, TEL-AVIV(ISR)	47
11	DOR Oon Igal Allon	F	4.5	11 JUL 1984	WHITE WATER, WISCONSIN(USA)	32
12	HENDEL Liran	G	2.0	02 AUG 1973	KESSEM, HADERA(ISR)	87
13	HAIM Shay-Refael	G	2.0	26 OCT 1981	BEIT HALOCHEM, TEL-AVIV(ISR)	32
14	PHILIPPS Rotem (C)	F	4.0	24 MAY 1972	SANTO STEFANO, P. POTENZA(ITA)	47
15	DRAI David	G	1.0	31 OCT 1970	BEIT HALOCHEM, TEL-AVIV(ISR)	72

**Team Average**

**7.5**

**Coach** PINTO Ari  
**Assistant Coach** KLEIN Benyamin  
**Assistant Coach** ZAIDE Michael

**Team Uniform Colour:**  
**Light:** WHITE  
**Dark:** BLUE

**Note:**  
Number of international games played provided by NPC

**Legend:**  
(C) Captain                      **C**                      Centre                      **F**                      Forward                      **G**                      Guard  
Pos                      Playing Position



**TEAM ROSTER** As of 5 SEP 2008

球队名单

**JPN - JAPAN**

No.	Name	Pos	Sport Class	Date of Birth	Club - Season 2007/2008	Int'l Games Played
4	MIURA Fumiharu	G	2.5	09 AUG 1979	MIE CHARIOTS, MIE(JPN)	4
5	MORI Noriyuki	F	2.0	20 JUN 1971	CHIBA HOWKS, CHIBA(JPN)	15
6	MIYAJIMA Tetsuya	C	4.0	29 NOV 1988	TOYAMA WBC, TOYAMA(JPN)	10
7	SATO Satoshi	F	1.0	05 JUN 1976	NO EXCUSE, TOKYO(JPN)	2
8	KORETOMO Keisuke	G	3.0	13 OCT 1970	SHIMIZU MST, HYOGO(JPN)	29
9	KOZAI Hiroaki	F	3.5	14 JUL 1988	CHIBA HOWKS, CHIBA(JPN)	10
10	SUZUKI Akimasa	F	3.5	02 FEB 1977	CHIBA HOWKS, CHIBA(JPN)	8
11	FUJII Shingo (C)	G	1.5	02 JAN 1978	MIYAGI MAX, MIYAGI(JPN)	18
12	KYOYA Kazuyuki	G	1.0	13 AUG 1971	CHIBA HOWKS, CHIBA(JPN)	26
13	FUJIMOTO Reo	C	4.5	22 SEP 1983	MIYAGI MAX, MIYAGI(JPN)	10
14	OSHIMA Tomohiko	C	4.0	20 APR 1971	WORLD BBC, AICHI(JPN)	32
15	MAEDA Kenzo	F	4.5	10 JAN 1975	MORIMOTO BUNKABURO, KANAGAWA(JPN)	5

**Team Average**

**1.6**

**Coach** OKUHARA Akio  
**Assistant Coach** SAKANO Haruo

**Team Uniform Colour:**

**Light:** WHITE

**Dark:** BLUE

**Note:**  
Number of international games played provided by NPC

**Legend:**  
(C) Captain                      **C**                      Centre                      **F**                      Forward                      **G**                      Guard  
Pos                      Playing Position

**TEAM ROSTER** As of 5 SEP 2008

球队名单

**RSA - SOUTH AFRICA**

No.	Name	Pos	Sport Class	Date of Birth	Club - Season 2007/2008	Int'l Games Played
4	RETIEF Marcus	F	1.0	11 DEC 1975	EAGLES, JOHANNESBURG(RSA)	34
5	HARTNICK Shaun	F	1.0	21 NOV 1973	SAINTS, CAPE TOWN(RSA)	58
6	WILLIAMS Ralph	G	2.0	17 DEC 1969	SAINTS, CAPE TOWN(RSA)	67
7	TAYLOR Nicholas	G	2.0	18 JAN 1980	EAGLES, JOHANNESBURG(RSA)	46
8	GOVENDER Justin	F	1.0	21 MAY 1978	WINGS, DURBAN(RSA)	34
9	GUMBI Siphamandla	G	3.0	19 AUG 1975	WINGS, DURBAN(RSA)	38
10	PAPENFUS Marius (C)	G	2.5	30 OCT 1977	BLADERUNNERS, PRETORIA(RSA)	58
11	ZONKE Thandile	G	3.5	15 JUL 1982	LIONS, ORKNEY(RSA)	27
12	CURLE David Nathaniel	F	3.5	27 DEC 1981	PUMAS, PRETORIA(RSA)	37
13	WAITES Grant	F	4.0	13 MAR 1973	EAGLES, JOHANNESBURG(RSA)	28
14	NEL Jeremy	F	4.0	16 AUG 1973	WINGS, DURBAN(RSA)	22
15	NORTJE Richard	F	4.5	27 OCT 1980	BLADERUNNERS, PRETORIA(RSA)	58

**Team Average**

**4.2**

**Coach** SIERRA Vivian  
**Assistant Coach** MOSUOE Kelebone

**Team Uniform Colour:**

**Light:** GOLD  
**Dark:** GREEN

**Note:**  
Number of international games played provided by NPC

**Legend:**  
(C) Captain      F Forward      G Guard      Pos Playing Position



**TEAM ROSTER** As of 5 SEP 2008  
球队名单

**SWE - SWEDEN**

No.	Name	Pos	Sport Class	Date of Birth	Club - Season 2007/2008	Int'l Games Played
4	NYLANDER Patrik	F	2.0	20 MAR 1980	NORRBACKA HIF, STOCKHOLM(SWE)	56
5	GUSTAVSSON Joachim	F	3.5	09 DEC 1971	NACKA HI, STOCKHOLM(SWE)	142
6	LARSSON Niclas	F	1.0	29 JAN 1969	NORRBACKA HIF, STOCKHOLM(SWE)	24
7	BYQVIST Per	C	3.0	18 FEB 1968	NORRBACKA HIF, STOCKHOLM(SWE)	16
8	ABLORH Enoch (C)	G	4.0	28 APR 1972	DALLAS, DALLAS(USA)	148
9	WALLIN Dan	C	4.0	29 SEP 1973	GOTEBORG RBK, GOTHENBORG(SWE)	74
10	HAIDARI Hussein	G	3.0	20 DEC 1978	GALATASARAY, ISTANBUL(TUR)	128
11	KOHLSTROM Peter	F	2.5	21 MAY 1975	NACKA HI, STOCKHOLM(SWE)	120
12	AKERBERG Thomas	F	3.0	15 JUN 1968	NORRKOPING DOLPHINS, NORRKOPING(SWE)	219
13	LARSSON Thomas	F	1.0	20 MAY 1969	GIULANOVA, GIULANOVA(ITA)	53
14	LINDEN Joakim	F	2.5	01 DEC 1988	NORRKOPING DOLPHINS, NORRKOPING(SWE)	14
15	MENG Robin	G	3.0	01 JUL 1990	ESKILSTUNA HIF, ESKILSTUNA(SWE)	12
<b>Team Average</b>						<b>7.6</b>

**Coach** LOPES Ines  
**Assistant Coach** ANDER Nils  
**Assistant Coach** ANDERSSON Lars Gunnar

**Team Uniform Colour:**  
**Light:** YELLOW  
**Dark:** BLUE

**Note:**  
Number of international games played provided by NPC

**Legend:**  
(C) Captain                      **C**                      Centre                      **F**                      Forward                      **G**                      Guard  
Pos                      Playing Position



**TEAM ROSTER** As of 5 SEP 2008

球队名单

**USA - UNITED STATES of AMERICA**

No.	Name	Pos	Sport Class	Date of Birth	Club - Season 2007/2008	Int'l Games Played
4	BARBER Eric	G	1.0	07 DEC 1970	MILWAUKEE WC BUCK, MILWAUKEE, WI(USA)	4
5	PAYE Mikey (C)	G	3.0	24 APR 1983	RSV LAHN-DILL, WETZLAR, GERMANY(GER)	5
6	LESPERANCE Matt	G	1.0	23 MAY 1987	UW-WISCONSIN, WHITEWATER, WI(USA)	6
7	MAZZI Jaime	G	2.0	09 AUG 1981	UW-WISCONSIN, WHITEWATER, WI(USA)	7
8	COUNTS Jacob	F	3.5	24 JAN 1980	MILWAUKEE WC BUCK, MILWAUKEE, WI(USA)	8
9	SCOTT Matt	F	4.0	27 APR 1985	UW-WISCONSIN, WHITEWATER, WI(USA)	9
10	GLASBRENNER Jeff	C	4.5	20 JAN 1973	DALLAS WC MAVERICKS, DALLAS, TX(USA)	10
11	SERIO Steve	F	3.5	08 SEP 1987	U OF ILLINOIS, CHAMPAIGN, IL(USA)	11
12	NELMS Jay	G	2.5	11 NOV 1980	DALLAS WC MAVERICKS, DALLAS, TX(USA)	12
13	LADE Jeremy	G	2.5	06 JAN 1981	MILWAUKEE WC BUCK, MILWAUKEE, WI(USA)	13
14	SCHULTE Paul	G	3.0	05 APR 1979	DALLAS WC MAVERICKS, DALLAS, TX(USA)	14
15	CHAMBERS Joe	C	4.0	10 JAN 1982	UW-WISCONSIN, WHITEWATER, WI(USA)	15

**Team Average**

**0.8**

**Coach** WILSON Steve  
**Assistant Coach** CHYNOWETH Tracy  
**Assistant Coach** JACKSON Paul

**Team Uniform Colour:**  
**Light:** WHITE  
**Dark:** BLUE

**Note:**  
Number of international games played provided by NPC

**Legend:**  
(C) Captain                      **C**                      Centre                      **F**                      Forward                      **G**                      Guard  
Pos                      Playing Position



**TEAM ROSTER** As of 5 SEP 2008

球队名单

**AUS - AUSTRALIA**

No.	Name	Pos	Sport Class	Date of Birth	Club - Season 2007/2008	Int'l Games Played
4	EVESON Justin	F	4.5	10 JUN 1980	WHEELCATS, PERTH(AUS)	100
5	SACHS Troy	C	4.5	03 DEC 1975	WEST SYDNEY RAZORBACKS, SYDNEY(AUS)	254
6	STIBNERS Brett	F	4.0	25 JUN 1979	ROLLERHAWKS, WOLLONGONG(AUS)	25
7	NORRIS Shaun	F/G	3.0	02 APR 1985	WHEELCATS, PERTH(AUS)	82
8	HARTNETT Michael	G	1.0	03 JUN 1982	WHEELCATS, PERTH(AUS)	27
9	KNOWLES Tristan	F	4.0	25 APR 1983	ROLLERHAWKS, WOLLONGONG(AUS)	89
10	KING Adrian	F	2.0	25 NOV 1971	SPINNING BULLETS, BRISBANE(AUS)	125
11	SIMMONS Tige	G	1.0	05 MAY 1977	SPINNING BULLETS, BRISBANE(AUS)	46
12	MIZENS Grant	G	2.0	19 APR 1977	WEST SYDNEY RAZORBACKS, SYDNEY(AUS)	64
13	ALCOTT Dylan	G	1.0	04 DEC 1990	DANDENONG RANGERS, MELBOURNE(AUS)	17
14	DOWLER Brendan	G	1.0	31 JAN 1968	WEST SYDNEY RAZORBACKS, SYDNEY(AUS)	98
15	NESS Brad (C)	C	4.5	24 NOV 1974	WHEELCATS, PERTH(AUS)	105

**Team Average**

**86.0**

**Coach** ETTRIDGE Benjamin James  
**Assistant Coach** FRIDAY Craig Anthony

**Team Uniform Colour:**

**Light:** GOLD

**Dark:** GREEN

**Note:**  
Number of international games played provided by NPC

**Legend:**  
(C) Captain                      **C**                      Centre                      **F**                      Forward                      **G**                      Guard  
Pos                      Playing Position



**TEAM ROSTER** As of 5 SEP 2008

球队名单

**BRA - BRAZIL**

No.	Name	Pos	Sport Class	Date of Birth	Club - Season 2007/2008	Int'l Games Played
4	SILVA Jose Ricardo (C)	G	1.5	09 APR 1976	FUNAD, JOAO PESSOA(BRA)	6
5	ROCA Heriberto	G	1.0	21 APR 1980	AGUIAS, SAO PAULO(BRA)	6
6	SILVA Erick	C	3.5	05 OCT 1978	CAD, S.J.DO RIO(BRA)	22
7	SILVA Jose Marcos	C	4.0	02 FEB 1970	AHC, SAO PAULO(BRA)	18
8	NUNES Irio	G	4.5	02 MAY 1980	ANDEF, RIO DE JANEIRO(BRA)	15
9	PESSOA Nilton	G	2.0	28 JAN 1976	AGUIAS, SAO PAULO(BRA)	8
10	SILVA SANDOVAL Francisco	C	3.0	15 APR 1975	ANDEF, RIO DE JANEIRO(BRA)	8
11	SILVA JUNIOR Gelson	F	3.5	06 MAR 1980	AHC, SAO PAULO(BRA)	1
12	LIMA Everaldo	G	2.5	24 JUL 1973	CAD, S.J.DO RIO(BRA)	0
13	MIRANDO Leandro	C	4.5	27 AUG 1982	CAD, S.J.DO RIO(BRA)	13
14	ALEXANDRE Sergio	F	2.0	13 JAN 1982	MAGIC HANDS, SAO PAULO(BRA)	0
15	SILVA Douglas	C	3.0	22 APR 1978	AGUIAS, SAO PAULO(BRA)	0

**Team Average**

**4.0**

**Coach** SILVA Itamar Luiz  
**Assistant Coach** SILVA SANTOS Sileno

**Team Uniform Colour:**

**Light:** GREEN

**Dark:** BLUE

**Note:**  
Number of international games played provided by NPC

**Legend:**  
(C) Captain                      **C**              Centre                      **F**              Forward                      **G**              Guard  
Pos              Playing Position



**TEAM ROSTER** As of 5 SEP 2008  
球队名单

**CAN - CANADA**

No.	Name	Pos	Sport Class	Date of Birth	Club - Season 2007/2008	Int'l Games Played
4	DUREPOS David	F/G	3.5	14 JUL 1968	MILWAUKEE BUCKS, MILWAUKEE(USA)	0
5	ROUILLARD Yvon	F	3.0	19 APR 1972	CIVA, MONTREAL(CAN)	0
6	HEDGES Robert	F/G	2.5	05 JAN 1980	BC CABLE CARS, VANCOUVER(CAN)	0
7	PETER Richard	F/G	2.5	10 SEP 1972	BC CABLE CARS, VANCOUVER(CAN)	0
8	JOHNSON Joey	C	4.5	26 JUL 1975	LAN DILL, WETZLAR(GER)	0
9	NORTON Ross	F	2.0	20 APR 1973	NORTHERN LIGHTS, EDMONTON(CAN)	0
10	LANCIA Adam	F	4.5	17 JAN 1980	VARIETY VILLAGE, TORONTO(CAN)	0
11	BORISOFF Jaimie (C)	G	1.0	20 JUN 1970	BC CABLE CARS, VANCOUVER(CAN)	0
12	ANDERSON Patrick	F	4.5	22 AUG 1979	BC CABLE CARS, VANCOUVER(CAN)	0
13	STOUTENBERG Chris	G	1.0	13 SEP 1977	BURLINGTON, BURLINGTON(CAN)	0
14	DINI Abditatch	G	1.0	01 JUN 1981	VARIETY VILLAGE, TORONTO(CAN)	0
15	ENG David	F	4.5	21 NOV 1976	LAVAL, LAVAL(CAN)	0

**Team Average**

**0.0**

**Coach** FROGLEY Mile  
**Assistant Coach** BOWES Paul  
**Assistant Coach** TONELLO Jerry

**Team Uniform Colour:**  
**Light:** WHITE  
**Dark:** BLACK

**Note:**  
Number of international games played provided by NPC

**Legend:**  
(C) Captain                      **C**                      Centre                      **F**                      Forward                      **G**                      Guard  
Pos                      Playing Position





**TEAM ROSTER** As of 5 SEP 2008

球队名单

**CHN - CHINA**

No.	Name	Pos	Sport Class	Date of Birth	Club - Season 2007/2008	Int'l Games Played
4	CHEN Guojun	C	4.0	15 OCT 1983	JIANGSU, NANJING(CHN)	2
5	HUANG Xunan	F	4.0	30 APR 1985	LIAONING, SHENYANG(CHN)	8
6	YANG Lei	C	3.5	12 MAR 1983	BEIJING, BEIJING(CHN)	12
7	ZHANG Lei	C	4.5	04 JUL 1986	BEIJING, BEIJING(CHN)	3
8	DING Hai	C	4.5	20 DEC 1986	LIAONING, SHENYANG(CHN)	8
9	XU Hang	F	2.5	20 DEC 1987	JIANGSU, NANJING(CHN)	2
10	LIN Yin Hai	F	3.5	06 NOV 1986	GUANGDONG, GUANGZHOU(CHN)	2
11	QU Huanjian	F	2.0	16 MAY 1985	LIAONING, SHENYANG(CHN)	8
12	GUO Yandong	F/G	2.0	06 FEB 1987	BEIJING, BEIJING(CHN)	3
13	LI Pengcheng	G	2.0	04 DEC 1980	BEIJING, BEIJING(CHN)	8
14	CHEN Haijiang	G	2.0	07 JUN 1976	BEIJING, BEIJING(CHN)	8
15	CHEN Qi (C)	F/G	1.5	18 MAR 1976	GUANGDONG, GUANGZHOU(CHN)	9

**Team Average**

**1.5**

**Coach** XU Yuansheng  
**Assistant Coach** ZHAI Yongjun

**Team Uniform Colour:**

**Light:** WHITE

**Dark:** RED

**Note:**  
Number of international games played provided by NPC

**Legend:**  
(C) Captain                      C            Centre                      F            Forward                      G            Guard  
Pos            Playing Position



**TEAM ROSTER** As of 5 SEP 2008

球队名单

**GER - GERMANY**

No.	Name	Pos	Sport Class	Date of Birth	Club - Season 2007/2008	Int'l Games Played
4	LOHMANN Bjoern	F	1.0	03 MAY 1979	ASV BONN, BONN(GER)	36
5	SCHUERMANN Jens	F	1.0	30 NOV 1980	RSC OSNABRUCK, OSNABRUCK(GER)	64
6	QUALI Mimoun	F	3.0	22 APR 1975	RSC OSNABRUCK, OSNABRUCK(GER)	160
7	LEHMANN Lars	G	3.0	25 MAY 1977	RSC FRANKFURT, FRANKFURT(GER)	168
8	BIENEK Andre	C	3.0	31 OCT 1986	RSC FRANKFURT, FRANKFURT(GER)	50
9	FISCHER Florian	F/G	1.5	11 APR 1977	USC MUNCHEN, MUNCHEN(GER)	70
10	KRESS Andreas	C	3.5	26 JUN 1986	RSC FRANKFURT, FRANKFURT(GER)	10
11	PASSIWAN Dirk	F/G	4.5	13 OCT 1976	RSC TRIER, TRIER(GER)	33
12	WOLK Sebastian	C	4.0	31 JAN 1981	RSC FRANKFURT, FRANKFURT(GER)	77
13	CHRISTINK Lars (C)	G	2.0	14 JUL 1972	JENA CAPUTS, JENA(GER)	255
14	COSKUN Ahmet	F	4.0	11 MAR 1975	PORTO TORRES, PORTO TORRES(ITA)	190
15	KOHLER-LENZ Dirk	C	4.0	29 OCT 1967	RSV LAHN_DILL, LAHN_DILL(GER)	130

**Team Average**

**20.7**

**Coach** WIEGMANN Frits  
**Assistant Coach** MOERTL Sigg

**Team Uniform Colour:**

**Light:** WHITE

**Dark:** BLACK

**Note:**  
Number of international games played provided by NPC

**Legend:**  
(C) Captain                      **C**                      Centre                      **F**                      Forward                      **G**                      Guard  
Pos                      Playing Position



**TEAM ROSTER** As of 5 SEP 2008

球队名单

**GBR - GREAT BRITAIN**

No.	Name	Pos	Sport Class	Date of Birth	Club - Season 2007/2008	Int'l Games Played
4	BESTWICK Joseph	F	4.5	14 DEC 1984	COLOGNE, COLOGNE(GBR)	0
5	BROWN Simon	G	2.0	07 MAR 1986	MILTON KEYNES ACES, MILTON KEYNES(GBR)	0
6	HAYES Kevin	G	1.0	09 SEP 1963	SHEFFIELD STEELERS, SHEFFIELD(GBR)	0
7	BYWATER Terence	F	4.5	28 FEB 1983	SHEFFIELD STEELERS, SHEFFIELD(GBR)	0
8	MUNN Simon	F	4.0	31 JAN 1968	W. RHINOS, WOLVERHAMPTON(GBR)	0
9	POLLOCK Jon (C)	G	2.5	11 MAY 1977	SHEFFIELD STEELERS, SHEFFIELD(GBR)	0
10	JAMA Abdillah	G	1.0	01 NOV 1982	W. RHINOS, WOLVERHAMPTON(GBR)	0
11	BYRNE Matthew	G	1.5	08 OCT 1974	W. RHINOS, WOLVERHAMPTON(GBR)	0
12	BLAKE Andrew	F	2.5	18 APR 1972	MILTON KEYNES ACES, MILTON KEYNES(GBR)	0
13	FINBOW Peter	G	2.0	17 MAY 1975	OLDHAM OWLS, OLDHAM(GBR)	0
14	HALL Jonathan	G	3.0	13 MAR 1982	SHEFFIELD STEELERS, SHEFFIELD(GBR)	0
15	OROGBEMI Ade	G	2.5	11 MAY 1978	W. RHINOS, WOLVERHAMPTON(GBR)	0

**Team Average**

**0.0**

**Coach** TRESEDER Bernard Murray

**Assistant Coach** BHANIA Haj Singh

**Assistant Coach** THOMAS Sinclair Richford

**Team Uniform Colour:**

**Light:** WHITE

**Dark:** RED

**Note:**  
Number of international games played provided by NPC

**Legend:**  
(C) Captain      F Forward      G Guard      Pos Playing Position



**TEAM ROSTER** As of 5 SEP 2008

球队名单

**IRI - ISLAMIC REPUBLIC of IRAN**

No.	Name	Pos	Sport Class	Date of Birth	Club - Season 2007/2008	Int'l Games Played
4	BOLAGHINALOU Saman	F	1.0	04 DEC 1986	KHOUZESTAN COMMISSION, KHOUZESTAN(IRI)	0
5	HESAMY ZADEH Zakaria	G	2.5	16 JUL 1974	KHOUZESTAN COMMISSION, KHOUZESTAN(IRI)	0
6	MANSOURI Hakim	F	2.0	06 APR 1985	KHOUZESTAN COMMISSION, KHOUZESTAN(IRI)	0
7	AHMADI Ebrahim	C	4.0	02 OCT 1985	ZANJAN AZAD UNIVERSITY, ZANJAN(IRI)	0
8	DAGHAGHELEPOUR Ahmad	F	1.5	23 MAY 1982	KHOUZESTAN COMMISSION, KHOUZESTAN(IRI)	0
9	HOSSEIN POUR Esmaeel	F	1.5	29 SEP 1982	TABRIZ COMMISSION, TABRIZ(IRI)	0
10	AHMADI Alireza	G	3.0	25 JUL 1976	ZANJAN AZAD UNIVERSITY, ZANJAN(IRI)	0
11	NAMI Gholamreza (C)	F	1.0	24 SEP 1976	MASHHAD FARSEH NEGIN, MASHHAD(IRI)	0
12	GHARIBLOO Morteza	C	4.0	13 AUG 1979	ZANJAN AZAD UNIVERSITY, ZANJAN(IRI)	0
13	SIEFI Bahman	F	2.0	04 APR 1986	ZANJAN AZAD UNIVERSITY, ZANJAN(IRI)	0
14	GHOLAM AZAD Vahid	C	4.5	16 SEP 1987	ZANJAN AZAD UNIVERSITY, ZANJAN(IRI)	0
15	TORFI MENESHIDI Adel	C	4.0	23 AUG 1977	KHOUZESTAN COMMISSION, KHOUZESTAN(IRI)	0

**Team Average**

**0.0**

**Coach** KAMRAVA Abdolghafour  
**Assistant Coach** ESHGH Kamal

**Team Uniform Colour:**

**Light:** WHITE

**Dark:** GREEN

**Note:**  
Number of international games played provided by NPC

**Legend:**  
(C) Captain                      C              Centre                      F              Forward                      G              Guard  
Pos              Playing Position



**TEAM ROSTER** As of 5 SEP 2008

球队名单

**ISR - ISRAEL**

No.	Name	Pos	Sport Class	Date of Birth	Club - Season 2007/2008	Int'l Games Played
4	SAR TOV Eyal	F	4.5	07 MAR 1962	KESSEM, HADREA(ISR)	50
5	DROR Lior	C	4.5	18 APR 1974	SANTA LOCCIA, RONE(ITA)	47
6	OTTOLENGHI Ariel	G	2.0	06 JUL 1963	TARANTO, TARANTO(ITA)	115
7	FURMAN Ron	G	1.0	27 NOV 1977	KESSEM, HADERA(ISR)	39
8	MEISHAR Dotan	F	4.0	05 APR 1969	BEIT HALOCHEM, TEL-AVIV(ISR)	71
9	ROZENBERG Roei	G	2.5	16 AUG 1971	SANTA LUCCIA, ROME(ITA)	80
10	LEHRMAN Avraham	G	2.0	12 OCT 1966	BEIT HACOHEM, TEL-AVIV(ISR)	47
11	DOR Oon Igal Allon	F	4.5	11 JUL 1984	WHITE WATER, WISCONSIN(USA)	32
12	HENDEL Liran	G	2.0	02 AUG 1973	KESSEM, HADERA(ISR)	87
13	HAIM Shay-Refael	G	2.0	26 OCT 1981	BEIT HALOCHEM, TEL-AVIV(ISR)	32
14	PHILIPPS Rotem (C)	F	4.0	24 MAY 1972	SANTO STEFANO, P. POTENZA(ITA)	47
15	DRAI David	G	1.0	31 OCT 1970	BEIT HALOCHEM, TEL-AVIV(ISR)	72

**Team Average**

**7.5**

**Coach** PINTO Ari  
**Assistant Coach** KLEIN Benyamin  
**Assistant Coach** ZAIDE Michael

**Team Uniform Colour:**  
**Light:** WHITE  
**Dark:** BLUE

**Note:**  
Number of international games played provided by NPC

**Legend:**  
(C) Captain                      **C**                      Centre                      **F**                      Forward                      **G**                      Guard  
Pos                      Playing Position



**TEAM ROSTER** As of 5 SEP 2008

球队名单

**JPN - JAPAN**

No.	Name	Pos	Sport Class	Date of Birth	Club - Season 2007/2008	Int'l Games Played
4	MIURA Fumiharu	G	2.5	09 AUG 1979	MIE CHARIOTS, MIE(JPN)	4
5	MORI Noriyuki	F	2.0	20 JUN 1971	CHIBA HOWKS, CHIBA(JPN)	15
6	MIYAJIMA Tetsuya	C	4.0	29 NOV 1988	TOYAMA WBC, TOYAMA(JPN)	10
7	SATO Satoshi	F	1.0	05 JUN 1976	NO EXCUSE, TOKYO(JPN)	2
8	KORETOMO Keisuke	G	3.0	13 OCT 1970	SHIMIZU MST, HYOGO(JPN)	29
9	KOZAI Hiroaki	F	3.5	14 JUL 1988	CHIBA HOWKS, CHIBA(JPN)	10
10	SUZUKI Akimasa	F	3.5	02 FEB 1977	CHIBA HOWKS, CHIBA(JPN)	8
11	FUJII Shingo (C)	G	1.5	02 JAN 1978	MIYAGI MAX, MIYAGI(JPN)	18
12	KYOYA Kazuyuki	G	1.0	13 AUG 1971	CHIBA HOWKS, CHIBA(JPN)	26
13	FUJIMOTO Reo	C	4.5	22 SEP 1983	MIYAGI MAX, MIYAGI(JPN)	10
14	OSHIMA Tomohiko	C	4.0	20 APR 1971	WORLD BBC, AICHI(JPN)	32
15	MAEDA Kenzo	F	4.5	10 JAN 1975	MORIMOTO BUNKABURO, KANAGAWA(JPN)	5

**Team Average**

**1.6**

**Coach** OKUHARA Akio  
**Assistant Coach** SAKANO Haruo

**Team Uniform Colour:**

**Light:** WHITE

**Dark:** BLUE

**Note:**  
Number of international games played provided by NPC

**Legend:**  
(C) Captain                      C                      Centre                      F                      Forward                      G                      Guard  
Pos                      Playing Position

**TEAM ROSTER** As of 5 SEP 2008

球队名单

**RSA - SOUTH AFRICA**

No.	Name	Pos	Sport Class	Date of Birth	Club - Season 2007/2008	Int'l Games Played
4	RETIEF Marcus	F	1.0	11 DEC 1975	EAGLES, JOHANNESBURG(RSA)	34
5	HARTNICK Shaun	F	1.0	21 NOV 1973	SAINTS, CAPE TOWN(RSA)	58
6	WILLIAMS Ralph	G	2.0	17 DEC 1969	SAINTS, CAPE TOWN(RSA)	67
7	TAYLOR Nicholas	G	2.0	18 JAN 1980	EAGLES, JOHANNESBURG(RSA)	46
8	GOVENDER Justin	F	1.0	21 MAY 1978	WINGS, DURBAN(RSA)	34
9	GUMBI Siphamandla	G	3.0	19 AUG 1975	WINGS, DURBAN(RSA)	38
10	PAPENFUS Marius (C)	G	2.5	30 OCT 1977	BLADERUNNERS, PRETORIA(RSA)	58
11	ZONKE Thandile	G	3.5	15 JUL 1982	LIONS, ORKNEY(RSA)	27
12	CURLE David Nathaniel	F	3.5	27 DEC 1981	PUMAS, PRETORIA(RSA)	37
13	WAITES Grant	F	4.0	13 MAR 1973	EAGLES, JOHANNESBURG(RSA)	28
14	NEL Jeremy	F	4.0	16 AUG 1973	WINGS, DURBAN(RSA)	22
15	NORTJE Richard	F	4.5	27 OCT 1980	BLADERUNNERS, PRETORIA(RSA)	58

**Team Average**

**4.2**

**Coach** SIERRA Vivian  
**Assistant Coach** MOSUOE Kelebone

**Team Uniform Colour:**

**Light:** GOLD  
**Dark:** GREEN

**Note:**  
Number of international games played provided by NPC

**Legend:**  
(C) Captain      F Forward      G Guard      Pos Playing Position



**TEAM ROSTER** As of 5 SEP 2008

球队名单

**SWE - SWEDEN**

No.	Name	Pos	Sport Class	Date of Birth	Club - Season 2007/2008	Int'l Games Played
4	NYLANDER Patrik	F	2.0	20 MAR 1980	NORRBACKA HIF, STOCKHOLM(SWE)	56
5	GUSTAVSSON Joachim	F	3.5	09 DEC 1971	NACKA HI, STOCKHOLM(SWE)	142
6	LARSSON Niclas	F	1.0	29 JAN 1969	NORRBACKA HIF, STOCKHOLM(SWE)	24
7	BYQVIST Per	C	3.0	18 FEB 1968	NORRBACKA HIF, STOCKHOLM(SWE)	16
8	ABLORH Enoch (C)	G	4.0	28 APR 1972	DALLAS, DALLAS(USA)	148
9	WALLIN Dan	C	4.0	29 SEP 1973	GOTEBORG RBK, GOTHENBORG(SWE)	74
10	HAIDARI Hussein	G	3.0	20 DEC 1978	GALATASARAY, ISTANBUL(TUR)	128
11	KOHLSTROM Peter	F	2.5	21 MAY 1975	NACKA HI, STOCKHOLM(SWE)	120
12	AKERBERG Thomas	F	3.0	15 JUN 1968	NORRKOPING DOLPHINS, NORRKOPING(SWE)	219
13	LARSSON Thomas	F	1.0	20 MAY 1969	GIULANOVA, GIULANOVA(ITA)	53
14	LINDEN Joakim	F	2.5	01 DEC 1988	NORRKOPING DOLPHINS, NORRKOPING(SWE)	14
15	MENG Robin	G	3.0	01 JUL 1990	ESKILSTUNA HIF, ESKILSTUNA(SWE)	12

**Team Average**

**7.6**

**Coach** LOPES Ines  
**Assistant Coach** ANDER Nils  
**Assistant Coach** ANDERSSON Lars Gunnar

**Team Uniform Colour:**

**Light:** YELLOW

**Dark:** BLUE

**Note:**  
Number of international games played provided by NPC

**Legend:**  
(C) Captain                      **C**                      Centre                      **F**                      Forward                      **G**                      Guard  
Pos                      Playing Position





**TEAM ROSTER** As of 5 SEP 2008

球队名单

**USA - UNITED STATES of AMERICA**

No.	Name	Pos	Sport Class	Date of Birth	Club - Season 2007/2008	Int'l Games Played
4	BARBER Eric	G	1.0	07 DEC 1970	MILWAUKEE WC BUCK, MILWAUKEE, WI(USA)	4
5	PAYE Mikey (C)	G	3.0	24 APR 1983	RSV LAHN-DILL, WETZLAR, GERMANY(GER)	5
6	LESPERANCE Matt	G	1.0	23 MAY 1987	UW-WISCONSIN, WHITEWATER, WI(USA)	6
7	MAZZI Jaime	G	2.0	09 AUG 1981	UW-WISCONSIN, WHITEWATER, WI(USA)	7
8	COUNTS Jacob	F	3.5	24 JAN 1980	MILWAUKEE WC BUCK, MILWAUKEE, WI(USA)	8
9	SCOTT Matt	F	4.0	27 APR 1985	UW-WISCONSIN, WHITEWATER, WI(USA)	9
10	GLASBRENNER Jeff	C	4.5	20 JAN 1973	DALLAS WC MAVERICKS, DALLAS, TX(USA)	10
11	SERIO Steve	F	3.5	08 SEP 1987	U OF ILLINOIS, CHAMPAIGN, IL(USA)	11
12	NELMS Jay	G	2.5	11 NOV 1980	DALLAS WC MAVERICKS, DALLAS, TX(USA)	12
13	LADE Jeremy	G	2.5	06 JAN 1981	MILWAUKEE WC BUCK, MILWAUKEE, WI(USA)	13
14	SCHULTE Paul	G	3.0	05 APR 1979	DALLAS WC MAVERICKS, DALLAS, TX(USA)	14
15	CHAMBERS Joe	C	4.0	10 JAN 1982	UW-WISCONSIN, WHITEWATER, WI(USA)	15

**Team Average**

**0.8**

**Coach** WILSON Steve  
**Assistant Coach** CHYNOWETH Tracy  
**Assistant Coach** JACKSON Paul

**Team Uniform Colour:**  
**Light:** WHITE  
**Dark:** BLUE

**Note:**  
Number of international games played provided by NPC

**Legend:**  
(C) Captain                      C                      Centre                      F                      Forward                      G                      Guard  
Pos                      Playing Position



**TEAM ROSTER** As of 5 SEP 2008

球队名单

**AUS - AUSTRALIA**

No.	Name	Pos	Sport Class	Date of Birth	Club - Season 2007/2008	Int'l Games Played
4	EVESON Justin	F	4.5	10 JUN 1980	WHEELCATS, PERTH(AUS)	100
5	SACHS Troy	C	4.5	03 DEC 1975	WEST SYDNEY RAZORBACKS, SYDNEY(AUS)	254
6	STIBNERS Brett	F	4.0	25 JUN 1979	ROLLERHAWKS, WOLLONGONG(AUS)	25
7	NORRIS Shaun	F/G	3.0	02 APR 1985	WHEELCATS, PERTH(AUS)	82
8	HARTNETT Michael	G	1.0	03 JUN 1982	WHEELCATS, PERTH(AUS)	27
9	KNOWLES Tristan	F	4.0	25 APR 1983	ROLLERHAWKS, WOLLONGONG(AUS)	89
10	KING Adrian	F	2.0	25 NOV 1971	SPINNING BULLETS, BRISBANE(AUS)	125
11	SIMMONS Tige	G	1.0	05 MAY 1977	SPINNING BULLETS, BRISBANE(AUS)	46
12	MIZENS Grant	G	2.0	19 APR 1977	WEST SYDNEY RAZORBACKS, SYDNEY(AUS)	64
13	ALCOTT Dylan	G	1.0	04 DEC 1990	DANDENONG RANGERS, MELBOURNE(AUS)	17
14	DOWLER Brendan	G	1.0	31 JAN 1968	WEST SYDNEY RAZORBACKS, SYDNEY(AUS)	98
15	NESS Brad (C)	C	4.5	24 NOV 1974	WHEELCATS, PERTH(AUS)	105

**Team Average**

**86.0**

**Coach** ETTRIDGE Benjamin James  
**Assistant Coach** FRIDAY Craig Anthony

**Team Uniform Colour:**

**Light:** GOLD  
**Dark:** GREEN

**Note:**  
Number of international games played provided by NPC

**Legend:**  
(C) Captain                      **C**                      Centre                      **F**                      Forward                      **G**                      Guard  
Pos                      Playing Position



**TEAM ROSTER** As of 5 SEP 2008

球队名单

**BRA - BRAZIL**

No.	Name	Pos	Sport Class	Date of Birth	Club - Season 2007/2008	Int'l Games Played
4	SILVA Jose Ricardo (C)	G	1.5	09 APR 1976	FUNAD, JOAO PESSOA(BRA)	6
5	ROCA Heriberto	G	1.0	21 APR 1980	AGUIAS, SAO PAULO(BRA)	6
6	SILVA Erick	C	3.5	05 OCT 1978	CAD, S.J.DO RIO(BRA)	22
7	SILVA Jose Marcos	C	4.0	02 FEB 1970	AHC, SAO PAULO(BRA)	18
8	NUNES Irio	G	4.5	02 MAY 1980	ANDEF, RIO DE JANEIRO(BRA)	15
9	PESSOA Nilton	G	2.0	28 JAN 1976	AGUIAS, SAO PAULO(BRA)	8
10	SILVA SANDOVAL Francisco	C	3.0	15 APR 1975	ANDEF, RIO DE JANEIRO(BRA)	8
11	SILVA JUNIOR Gelson	F	3.5	06 MAR 1980	AHC, SAO PAULO(BRA)	1
12	LIMA Everaldo	G	2.5	24 JUL 1973	CAD, S.J.DO RIO(BRA)	0
13	MIRANDO Leandro	C	4.5	27 AUG 1982	CAD, S.J.DO RIO(BRA)	13
14	ALEXANDRE Sergio	F	2.0	13 JAN 1982	MAGIC HANDS, SAO PAULO(BRA)	0
15	SILVA Douglas	C	3.0	22 APR 1978	AGUIAS, SAO PAULO(BRA)	0

**Team Average**

**4.0**

**Coach** SILVA Itamar Luiz  
**Assistant Coach** SILVA SANTOS Sileno

**Team Uniform Colour:**

**Light:** GREEN

**Dark:** BLUE

**Note:**  
Number of international games played provided by NPC

**Legend:**  
(C) Captain                      **C**                      Centre                      **F**                      Forward                      **G**                      Guard  
Pos                      Playing Position



**TEAM ROSTER** As of 5 SEP 2008

球队名单

**CAN - CANADA**

No.	Name	Pos	Sport Class	Date of Birth	Club - Season 2007/2008	Int'l Games Played
4	DUREPOS David	F/G	3.5	14 JUL 1968	MILWAUKEE BUCKS, MILWAUKEE(USA)	0
5	ROUILLARD Yvon	F	3.0	19 APR 1972	CIVA, MONTREAL(CAN)	0
6	HEDGES Robert	F/G	2.5	05 JAN 1980	BC CABLE CARS, VANCOUVER(CAN)	0
7	PETER Richard	F/G	2.5	10 SEP 1972	BC CABLE CARS, VANCOUVER(CAN)	0
8	JOHNSON Joey	C	4.5	26 JUL 1975	LAN DILL, WETZLAR(GER)	0
9	NORTON Ross	F	2.0	20 APR 1973	NORTHERN LIGHTS, EDMONTON(CAN)	0
10	LANCIA Adam	F	4.5	17 JAN 1980	VARIETY VILLAGE, TORONTO(CAN)	0
11	BORISOFF Jaimie (C)	G	1.0	20 JUN 1970	BC CABLE CARS, VANCOUVER(CAN)	0
12	ANDERSON Patrick	F	4.5	22 AUG 1979	BC CABLE CARS, VANCOUVER(CAN)	0
13	STOUTENBERG Chris	G	1.0	13 SEP 1977	BURLINGTON, BURLINGTON(CAN)	0
14	DINI Abditatch	G	1.0	01 JUN 1981	VARIETY VILLAGE, TORONTO(CAN)	0
15	ENG David	F	4.5	21 NOV 1976	LAVAL, LAVAL(CAN)	0

**Team Average**

**0.0**

**Coach** FROGLEY Mile  
**Assistant Coach** BOWES Paul  
**Assistant Coach** TONELLO Jerry

**Team Uniform Colour:**  
**Light:** WHITE  
**Dark:** BLACK

**Note:**  
Number of international games played provided by NPC

**Legend:**  
(C) Captain                      **C**                      Centre                      **F**                      Forward                      **G**                      Guard  
Pos                      Playing Position



**TEAM ROSTER** As of 5 SEP 2008

球队名单

**CHN - CHINA**

No.	Name	Pos	Sport Class	Date of Birth	Club - Season 2007/2008	Int'l Games Played
4	CHEN Guojun	C	4.0	15 OCT 1983	JIANGSU, NANJING(CHN)	2
5	HUANG Xunan	F	4.0	30 APR 1985	LIAONING, SHENYANG(CHN)	8
6	YANG Lei	C	3.5	12 MAR 1983	BEIJING, BEIJING(CHN)	12
7	ZHANG Lei	C	4.5	04 JUL 1986	BEIJING, BEIJING(CHN)	3
8	DING Hai	C	4.5	20 DEC 1986	LIAONING, SHENYANG(CHN)	8
9	XU Hang	F	2.5	20 DEC 1987	JIANGSU, NANJING(CHN)	2
10	LIN Yin Hai	F	3.5	06 NOV 1986	GUANGDONG, GUANGZHOU(CHN)	2
11	QU Huanjian	F	2.0	16 MAY 1985	LIAONING, SHENYANG(CHN)	8
12	GUO Yandong	F/G	2.0	06 FEB 1987	BEIJING, BEIJING(CHN)	3
13	LI Pengcheng	G	2.0	04 DEC 1980	BEIJING, BEIJING(CHN)	8
14	CHEN Haijiang	G	2.0	07 JUN 1976	BEIJING, BEIJING(CHN)	8
15	CHEN Qi (C)	F/G	1.5	18 MAR 1976	GUANGDONG, GUANGZHOU(CHN)	9

**Team Average**

**1.5**

**Coach** XU Yuansheng  
**Assistant Coach** ZHAI Yongjun

**Team Uniform Colour:**  
**Light:** WHITE  
**Dark:** RED

**Note:**  
Number of international games played provided by NPC

**Legend:**  
(C) Captain                      **C**                      Centre                      **F**                      Forward                      **G**                      Guard  
Pos                      Playing Position



**TEAM ROSTER** As of 5 SEP 2008

球队名单

**GER - GERMANY**

No.	Name	Pos	Sport Class	Date of Birth	Club - Season 2007/2008	Int'l Games Played
4	LOHMANN Bjoern	F	1.0	03 MAY 1979	ASV BONN, BONN(GER)	36
5	SCHUERMANN Jens	F	1.0	30 NOV 1980	RSC OSNABRUCK, OSNABRUCK(GER)	64
6	QUALI Mimoun	F	3.0	22 APR 1975	RSC OSNABRUCK, OSNABRUCK(GER)	160
7	LEHMANN Lars	G	3.0	25 MAY 1977	RSC FRANKFURT, FRANKFURT(GER)	168
8	BIENEK Andre	C	3.0	31 OCT 1986	RSC FRANKFURT, FRANKFURT(GER)	50
9	FISCHER Florian	F/G	1.5	11 APR 1977	USC MUNCHEN, MUNCHEN(GER)	70
10	KRESS Andreas	C	3.5	26 JUN 1986	RSC FRANKFURT, FRANKFURT(GER)	10
11	PASSIWAN Dirk	F/G	4.5	13 OCT 1976	RSC TRIER, TRIER(GER)	33
12	WOLK Sebastian	C	4.0	31 JAN 1981	RSC FRANKFURT, FRANKFURT(GER)	77
13	CHRISTINK Lars (C)	G	2.0	14 JUL 1972	JENA CAPUTS, JENA(GER)	255
14	COSKUN Ahmet	F	4.0	11 MAR 1975	PORTO TORRES, PORTO TORRES(ITA)	190
15	KOHLER-LENZ Dirk	C	4.0	29 OCT 1967	RSV LAHN_DILL, LAHN_DILL(GER)	130

**Team Average**

**20.7**

**Coach** WIEGMANN Frits  
**Assistant Coach** MOERTL Sigg

**Team Uniform Colour:**

**Light:** WHITE

**Dark:** BLACK

**Note:**  
Number of international games played provided by NPC

**Legend:**  
(C) Captain                      C                      Centre                      F                      Forward                      G                      Guard  
Pos                      Playing Position



**TEAM ROSTER** As of 5 SEP 2008

球队名单

**GBR - GREAT BRITAIN**

No.	Name	Pos	Sport Class	Date of Birth	Club - Season 2007/2008	Int'l Games Played
4	BESTWICK Joseph	F	4.5	14 DEC 1984	COLOGNE, COLOGNE(GBR)	0
5	BROWN Simon	G	2.0	07 MAR 1986	MILTON KEYNES ACES, MILTON KEYNES(GBR)	0
6	HAYES Kevin	G	1.0	09 SEP 1963	SHEFFIELD STEELERS, SHEFFIELD(GBR)	0
7	BYWATER Terence	F	4.5	28 FEB 1983	SHEFFIELD STEELERS, SHEFFIELD(GBR)	0
8	MUNN Simon	F	4.0	31 JAN 1968	W. RHINOS, WOLVERHAMPTON(GBR)	0
9	POLLOCK Jon (C)	G	2.5	11 MAY 1977	SHEFFIELD STEELERS, SHEFFIELD(GBR)	0
10	JAMA Abdillah	G	1.0	01 NOV 1982	W. RHINOS, WOLVERHAMPTON(GBR)	0
11	BYRNE Matthew	G	1.5	08 OCT 1974	W. RHINOS, WOLVERHAMPTON(GBR)	0
12	BLAKE Andrew	F	2.5	18 APR 1972	MILTON KEYNES ACES, MILTON KEYNES(GBR)	0
13	FINBOW Peter	G	2.0	17 MAY 1975	OLDHAM OWLS, OLDHAM(GBR)	0
14	HALL Jonathan	G	3.0	13 MAR 1982	SHEFFIELD STEELERS, SHEFFIELD(GBR)	0
15	OROGBEMI Ade	G	2.5	11 MAY 1978	W. RHINOS, WOLVERHAMPTON(GBR)	0

**Team Average**

**0.0**

**Coach** TRESEDER Bernard Murray

**Assistant Coach** BHANIA Haj Singh

**Assistant Coach** THOMAS Sinclair Richford

**Team Uniform Colour:**

**Light:** WHITE

**Dark:** RED

**Note:**  
Number of international games played provided by NPC

**Legend:**  
(C) Captain      F Forward      G Guard      Pos Playing Position



**TEAM ROSTER** As of 5 SEP 2008

球队名单

**IRI - ISLAMIC REPUBLIC of IRAN**

No.	Name	Pos	Sport Class	Date of Birth	Club - Season 2007/2008	Int'l Games Played
4	BOLAGHINALOU Saman	F	1.0	04 DEC 1986	KHOUZESTAN COMMISSION, KHOUZESTAN(IRI)	0
5	HESAMY ZADEH Zakaria	G	2.5	16 JUL 1974	KHOUZESTAN COMMISSION, KHOUZESTAN(IRI)	0
6	MANSOURI Hakim	F	2.0	06 APR 1985	KHOUZESTAN COMMISSION, KHOUZESTAN(IRI)	0
7	AHMADI Ebrahim	C	4.0	02 OCT 1985	ZANJAN AZAD UNIVERSITY, ZANJAN(IRI)	0
8	DAGHAGHELEPOUR Ahmad	F	1.5	23 MAY 1982	KHOUZESTAN COMMISSION, KHOUZESTAN(IRI)	0
9	HOSSEIN POUR Esmaeel	F	1.5	29 SEP 1982	TABRIZ COMMISSION, TABRIZ(IRI)	0
10	AHMADI Alireza	G	3.0	25 JUL 1976	ZANJAN AZAD UNIVERSITY, ZANJAN(IRI)	0
11	NAMI Gholamreza (C)	F	1.0	24 SEP 1976	MASHHAD FARSHEH NEGIN, MASHHAD(IRI)	0
12	GHARIBLOO Morteza	C	4.0	13 AUG 1979	ZANJAN AZAD UNIVERSITY, ZANJAN(IRI)	0
13	SIEFI Bahman	F	2.0	04 APR 1986	ZANJAN AZAD UNIVERSITY, ZANJAN(IRI)	0
14	GHOLAM AZAD Vahid	C	4.5	16 SEP 1987	ZANJAN AZAD UNIVERSITY, ZANJAN(IRI)	0
15	TORFI MENESHIDI Adel	C	4.0	23 AUG 1977	KHOUZESTAN COMMISSION, KHOUZESTAN(IRI)	0

**Team Average**

**0.0**

**Coach** KAMRAVA Abdolghafour  
**Assistant Coach** ESHGH Kamal

**Team Uniform Colour:**

**Light:** WHITE

**Dark:** GREEN

**Note:**  
Number of international games played provided by NPC

**Legend:**  
(C) Captain                      **C**                      Centre                      **F**                      Forward                      **G**                      Guard  
Pos                      Playing Position





**TEAM ROSTER** As of 5 SEP 2008

球队名单

**ISR - ISRAEL**

No.	Name	Pos	Sport Class	Date of Birth	Club - Season 2007/2008	Int'l Games Played
4	SAR TOV Eyal	F	4.5	07 MAR 1962	KESSEM, HADREA(ISR)	50
5	DROR Lior	C	4.5	18 APR 1974	SANTA LOCCIA, RONE(ITA)	47
6	OTTOLENGHI Ariel	G	2.0	06 JUL 1963	TARANTO, TARANTO(ITA)	115
7	FURMAN Ron	G	1.0	27 NOV 1977	KESSEM, HADERA(ISR)	39
8	MEISHAR Dotan	F	4.0	05 APR 1969	BEIT HALOCHEM, TEL-AVIV(ISR)	71
9	ROZENBERG Roei	G	2.5	16 AUG 1971	SANTA LUCCIA, ROME(ITA)	80
10	LEHRMAN Avraham	G	2.0	12 OCT 1966	BEIT HACOHEM, TEL-AVIV(ISR)	47
11	DOR Oon Igal Allon	F	4.5	11 JUL 1984	WHITE WATER, WISCONSIN(USA)	32
12	HENDEL Liran	G	2.0	02 AUG 1973	KESSEM, HADERA(ISR)	87
13	HAIM Shay-Refael	G	2.0	26 OCT 1981	BEIT HALOCHEM, TEL-AVIV(ISR)	32
14	PHILIPPS Rotem (C)	F	4.0	24 MAY 1972	SANTO STEFANO, P. POTENZA(ITA)	47
15	DRAI David	G	1.0	31 OCT 1970	BEIT HALOCHEM, TEL-AVIV(ISR)	72

**Team Average**

**7.5**

**Coach** PINTO Ari  
**Assistant Coach** KLEIN Benyamin  
**Assistant Coach** ZAIDE Michael

**Team Uniform Colour:**  
**Light:** WHITE  
**Dark:** BLUE

**Note:**  
Number of international games played provided by NPC

**Legend:**  
(C) Captain                      **C**                      Centre                      **F**                      Forward                      **G**                      Guard  
Pos                      Playing Position



**TEAM ROSTER** As of 5 SEP 2008

球队名单

**JPN - JAPAN**

No.	Name	Pos	Sport Class	Date of Birth	Club - Season 2007/2008	Int'l Games Played
4	MIURA Fumiharu	G	2.5	09 AUG 1979	MIE CHARIOTS, MIE(JPN)	4
5	MORI Noriyuki	F	2.0	20 JUN 1971	CHIBA HOWKS, CHIBA(JPN)	15
6	MIYAJIMA Tetsuya	C	4.0	29 NOV 1988	TOYAMA WBC, TOYAMA(JPN)	10
7	SATO Satoshi	F	1.0	05 JUN 1976	NO EXCUSE, TOKYO(JPN)	2
8	KORETOMO Keisuke	G	3.0	13 OCT 1970	SHIMIZU MST, HYOGO(JPN)	29
9	KOZAI Hiroaki	F	3.5	14 JUL 1988	CHIBA HOWKS, CHIBA(JPN)	10
10	SUZUKI Akimasa	F	3.5	02 FEB 1977	CHIBA HOWKS, CHIBA(JPN)	8
11	FUJII Shingo (C)	G	1.5	02 JAN 1978	MIYAGI MAX, MIYAGI(JPN)	18
12	KYOYA Kazuyuki	G	1.0	13 AUG 1971	CHIBA HOWKS, CHIBA(JPN)	26
13	FUJIMOTO Reo	C	4.5	22 SEP 1983	MIYAGI MAX, MIYAGI(JPN)	10
14	OSHIMA Tomohiko	C	4.0	20 APR 1971	WORLD BBC, AICHI(JPN)	32
15	MAEDA Kenzo	F	4.5	10 JAN 1975	MORIMOTO BUNKABURO, KANAGAWA(JPN)	5

**Team Average**

**1.6**

**Coach** OKUHARA Akio  
**Assistant Coach** SAKANO Haruo

**Team Uniform Colour:**

**Light:** WHITE

**Dark:** BLUE

**Note:**  
Number of international games played provided by NPC

**Legend:**  
(C) Captain                      **C**                      Centre                      **F**                      Forward                      **G**                      Guard  
Pos                      Playing Position



**TEAM ROSTER** As of 5 SEP 2008

球队名单

**RSA - SOUTH AFRICA**

No.	Name	Pos	Sport Class	Date of Birth	Club - Season 2007/2008	Int'l Games Played
4	RETIEF Marcus	F	1.0	11 DEC 1975	EAGLES, JOHANNESBURG(RSA)	34
5	HARTNICK Shaun	F	1.0	21 NOV 1973	SAINTS, CAPE TOWN(RSA)	58
6	WILLIAMS Ralph	G	2.0	17 DEC 1969	SAINTS, CAPE TOWN(RSA)	67
7	TAYLOR Nicholas	G	2.0	18 JAN 1980	EAGLES, JOHANNESBURG(RSA)	46
8	GOVENDER Justin	F	1.0	21 MAY 1978	WINGS, DURBAN(RSA)	34
9	GUMBI Siphamandla	G	3.0	19 AUG 1975	WINGS, DURBAN(RSA)	38
10	PAPENFUS Marius (C)	G	2.5	30 OCT 1977	BLADERUNNERS, PRETORIA(RSA)	58
11	ZONKE Thandile	G	3.5	15 JUL 1982	LIONS, ORKNEY(RSA)	27
12	CURLE David Nathaniel	F	3.5	27 DEC 1981	PUMAS, PRETORIA(RSA)	37
13	WAITES Grant	F	4.0	13 MAR 1973	EAGLES, JOHANNESBURG(RSA)	28
14	NEL Jeremy	F	4.0	16 AUG 1973	WINGS, DURBAN(RSA)	22
15	NORTJE Richard	F	4.5	27 OCT 1980	BLADERUNNERS, PRETORIA(RSA)	58

**Team Average**

**4.2**

**Coach** SIERRA Vivian  
**Assistant Coach** MOSUOE Kelebone

**Team Uniform Colour:**

**Light:** GOLD  
**Dark:** GREEN

**Note:**  
Number of international games played provided by NPC

**Legend:**  
(C) Captain      F Forward      G Guard      Pos Playing Position



**TEAM ROSTER** As of 5 SEP 2008

球队名单

**SWE - SWEDEN**

No.	Name	Pos	Sport Class	Date of Birth	Club - Season 2007/2008	Int'l Games Played
4	NYLANDER Patrik	F	2.0	20 MAR 1980	NORRBACKA HIF, STOCKHOLM(SWE)	56
5	GUSTAVSSON Joachim	F	3.5	09 DEC 1971	NACKA HI, STOCKHOLM(SWE)	142
6	LARSSON Niclas	F	1.0	29 JAN 1969	NORRBACKA HIF, STOCKHOLM(SWE)	24
7	BYQVIST Per	C	3.0	18 FEB 1968	NORRBACKA HIF, STOCKHOLM(SWE)	16
8	ABLORH Enoch (C)	G	4.0	28 APR 1972	DALLAS, DALLAS(USA)	148
9	WALLIN Dan	C	4.0	29 SEP 1973	GOTEBORG RBK, GOTHENBORG(SWE)	74
10	HAIDARI Hussein	G	3.0	20 DEC 1978	GALATASARAY, ISTANBUL(TUR)	128
11	KOHLSTROM Peter	F	2.5	21 MAY 1975	NACKA HI, STOCKHOLM(SWE)	120
12	AKERBERG Thomas	F	3.0	15 JUN 1968	NORRKOPING DOLPHINS, NORRKOPING(SWE)	219
13	LARSSON Thomas	F	1.0	20 MAY 1969	GIULANOVA, GIULANOVA(ITA)	53
14	LINDEN Joakim	F	2.5	01 DEC 1988	NORRKOPING DOLPHINS, NORRKOPING(SWE)	14
15	MENG Robin	G	3.0	01 JUL 1990	ESKILSTUNA HIF, ESKILSTUNA(SWE)	12

**Team Average**

**7.6**

**Coach** LOPES Ines  
**Assistant Coach** ANDER Nils  
**Assistant Coach** ANDERSSON Lars Gunnar

**Team Uniform Colour:**

**Light:** YELLOW

**Dark:** BLUE

**Note:**  
Number of international games played provided by NPC

**Legend:**  
(C) Captain                      **C**                      Centre                      **F**                      Forward                      **G**                      Guard  
Pos                      Playing Position



**TEAM ROSTER** As of 5 SEP 2008

球队名单

**USA - UNITED STATES of AMERICA**

No.	Name	Pos	Sport Class	Date of Birth	Club - Season 2007/2008	Int'l Games Played
4	BARBER Eric	G	1.0	07 DEC 1970	MILWAUKEE WC BUCK, MILWAUKEE, WI(USA)	4
5	PAYE Mikey (C)	G	3.0	24 APR 1983	RSV LAHN-DILL, WETZLAR, GERMANY(GER)	5
6	LESPERANCE Matt	G	1.0	23 MAY 1987	UW-WISCONSIN, WHITEWATER, WI(USA)	6
7	MAZZI Jaime	G	2.0	09 AUG 1981	UW-WISCONSIN, WHITEWATER, WI(USA)	7
8	COUNTS Jacob	F	3.5	24 JAN 1980	MILWAUKEE WC BUCK, MILWAUKEE, WI(USA)	8
9	SCOTT Matt	F	4.0	27 APR 1985	UW-WISCONSIN, WHITEWATER, WI(USA)	9
10	GLASBRENNER Jeff	C	4.5	20 JAN 1973	DALLAS WC MAVERICKS, DALLAS, TX(USA)	10
11	SERIO Steve	F	3.5	08 SEP 1987	U OF ILLINOIS, CHAMPAIGN, IL(USA)	11
12	NELMS Jay	G	2.5	11 NOV 1980	DALLAS WC MAVERICKS, DALLAS, TX(USA)	12
13	LADE Jeremy	G	2.5	06 JAN 1981	MILWAUKEE WC BUCK, MILWAUKEE, WI(USA)	13
14	SCHULTE Paul	G	3.0	05 APR 1979	DALLAS WC MAVERICKS, DALLAS, TX(USA)	14
15	CHAMBERS Joe	C	4.0	10 JAN 1982	UW-WISCONSIN, WHITEWATER, WI(USA)	15

**Team Average**

**0.8**

**Coach** WILSON Steve  
**Assistant Coach** CHYNOWETH Tracy  
**Assistant Coach** JACKSON Paul

**Team Uniform Colour:**  
**Light:** WHITE  
**Dark:** BLUE

**Note:**  
Number of international games played provided by NPC

**Legend:**  
(C) Captain                      **C**                      Centre                      **F**                      Forward                      **G**                      Guard  
Pos                      Playing Position



**TEAM ROSTER** As of 5 SEP 2008

球队名单

**AUS - AUSTRALIA**

No.	Name	Pos	Sport Class	Date of Birth	Club - Season 2007/2008	Int'l Games Played
4	EVESON Justin	F	4.5	10 JUN 1980	WHEELCATS, PERTH(AUS)	100
5	SACHS Troy	C	4.5	03 DEC 1975	WEST SYDNEY RAZORBACKS, SYDNEY(AUS)	254
6	STIBNERS Brett	F	4.0	25 JUN 1979	ROLLERHAWKS, WOLLONGONG(AUS)	25
7	NORRIS Shaun	F/G	3.0	02 APR 1985	WHEELCATS, PERTH(AUS)	82
8	HARTNETT Michael	G	1.0	03 JUN 1982	WHEELCATS, PERTH(AUS)	27
9	KNOWLES Tristan	F	4.0	25 APR 1983	ROLLERHAWKS, WOLLONGONG(AUS)	89
10	KING Adrian	F	2.0	25 NOV 1971	SPINNING BULLETS, BRISBANE(AUS)	125
11	SIMMONS Tige	G	1.0	05 MAY 1977	SPINNING BULLETS, BRISBANE(AUS)	46
12	MIZENS Grant	G	2.0	19 APR 1977	WEST SYDNEY RAZORBACKS, SYDNEY(AUS)	64
13	ALCOTT Dylan	G	1.0	04 DEC 1990	DANDENONG RANGERS, MELBOURNE(AUS)	17
14	DOWLER Brendan	G	1.0	31 JAN 1968	WEST SYDNEY RAZORBACKS, SYDNEY(AUS)	98
15	NESS Brad (C)	C	4.5	24 NOV 1974	WHEELCATS, PERTH(AUS)	105

**Team Average**

**86.0**

**Coach** ETTRIDGE Benjamin James  
**Assistant Coach** FRIDAY Craig Anthony

**Team Uniform Colour:**

**Light:** GOLD  
**Dark:** GREEN

**Note:**  
Number of international games played provided by NPC

**Legend:**  
(C) Captain                      **C**                      Centre                      **F**                      Forward                      **G**                      Guard  
Pos                      Playing Position



**TEAM ROSTER** As of 5 SEP 2008

球队名单

**BRA - BRAZIL**

No.	Name	Pos	Sport Class	Date of Birth	Club - Season 2007/2008	Int'l Games Played
4	SILVA Jose Ricardo (C)	G	1.5	09 APR 1976	FUNAD, JOAO PESSOA(BRA)	6
5	ROCA Heriberto	G	1.0	21 APR 1980	AGUIAS, SAO PAULO(BRA)	6
6	SILVA Erick	C	3.5	05 OCT 1978	CAD, S.J.DO RIO(BRA)	22
7	SILVA Jose Marcos	C	4.0	02 FEB 1970	AHC, SAO PAULO(BRA)	18
8	NUNES Irio	G	4.5	02 MAY 1980	ANDEF, RIO DE JANEIRO(BRA)	15
9	PESSOA Nilton	G	2.0	28 JAN 1976	AGUIAS, SAO PAULO(BRA)	8
10	SILVA SANDOVAL Francisco	C	3.0	15 APR 1975	ANDEF, RIO DE JANEIRO(BRA)	8
11	SILVA JUNIOR Gelson	F	3.5	06 MAR 1980	AHC, SAO PAULO(BRA)	1
12	LIMA Everaldo	G	2.5	24 JUL 1973	CAD, S.J.DO RIO(BRA)	0
13	MIRANDO Leandro	C	4.5	27 AUG 1982	CAD, S.J.DO RIO(BRA)	13
14	ALEXANDRE Sergio	F	2.0	13 JAN 1982	MAGIC HANDS, SAO PAULO(BRA)	0
15	SILVA Douglas	C	3.0	22 APR 1978	AGUIAS, SAO PAULO(BRA)	0

**Team Average**

**4.0**

**Coach** SILVA Itamar Luiz  
**Assistant Coach** SILVA SANTOS Sileno

**Team Uniform Colour:**

**Light:** GREEN

**Dark:** BLUE

**Note:**  
Number of international games played provided by NPC

**Legend:**  
(C) Captain                      **C**                      Centre                      **F**                      Forward                      **G**                      Guard  
Pos                      Playing Position



**TEAM ROSTER** As of 5 SEP 2008

球队名单

**CAN - CANADA**

No.	Name	Pos	Sport Class	Date of Birth	Club - Season 2007/2008	Int'l Games Played
4	DUREPOS David	F/G	3.5	14 JUL 1968	MILWAUKEE BUCKS, MILWAUKEE(USA)	0
5	ROUILLARD Yvon	F	3.0	19 APR 1972	CIVA, MONTREAL(CAN)	0
6	HEDGES Robert	F/G	2.5	05 JAN 1980	BC CABLE CARS, VANCOUVER(CAN)	0
7	PETER Richard	F/G	2.5	10 SEP 1972	BC CABLE CARS, VANCOUVER(CAN)	0
8	JOHNSON Joey	C	4.5	26 JUL 1975	LAN DILL, WETZLAR(GER)	0
9	NORTON Ross	F	2.0	20 APR 1973	NORTHERN LIGHTS, EDMONTON(CAN)	0
10	LANCIA Adam	F	4.5	17 JAN 1980	VARIETY VILLAGE, TORONTO(CAN)	0
11	BORISOFF Jaimie (C)	G	1.0	20 JUN 1970	BC CABLE CARS, VANCOUVER(CAN)	0
12	ANDERSON Patrick	F	4.5	22 AUG 1979	BC CABLE CARS, VANCOUVER(CAN)	0
13	STOUTENBERG Chris	G	1.0	13 SEP 1977	BURLINGTON, BURLINGTON(CAN)	0
14	DINI Abditatch	G	1.0	01 JUN 1981	VARIETY VILLAGE, TORONTO(CAN)	0
15	ENG David	F	4.5	21 NOV 1976	LAVAL, LAVAL(CAN)	0

**Team Average**

**0.0**

**Coach** FROGLEY Mile  
**Assistant Coach** BOWES Paul  
**Assistant Coach** TONELLO Jerry

**Team Uniform Colour:**

**Light:** WHITE

**Dark:** BLACK

**Note:**  
Number of international games played provided by NPC

**Legend:**  
(C) Captain                      **C**                      Centre                      **F**                      Forward                      **G**                      Guard  
Pos                      Playing Position





TEAM ROSTER As of 5 SEP 2008

球队名单

CHN - CHINA

No.	Name	Pos	Sport Class	Date of Birth	Club - Season 2007/2008	Int'l Games Played
4	CHEN Guojun	C	4.0	15 OCT 1983	JIANGSU, NANJING(CHN)	2
5	HUANG Xunan	F	4.0	30 APR 1985	LIAONING, SHENYANG(CHN)	8
6	YANG Lei	C	3.5	12 MAR 1983	BEIJING, BEIJING(CHN)	12
7	ZHANG Lei	C	4.5	04 JUL 1986	BEIJING, BEIJING(CHN)	3
8	DING Hai	C	4.5	20 DEC 1986	LIAONING, SHENYANG(CHN)	8
9	XU Hang	F	2.5	20 DEC 1987	JIANGSU, NANJING(CHN)	2
10	LIN Yin Hai	F	3.5	06 NOV 1986	GUANGDONG, GUANGZHOU(CHN)	2
11	QU Huanjian	F	2.0	16 MAY 1985	LIAONING, SHENYANG(CHN)	8
12	GUO Yandong	F/G	2.0	06 FEB 1987	BEIJING, BEIJING(CHN)	3
13	LI Pengcheng	G	2.0	04 DEC 1980	BEIJING, BEIJING(CHN)	8
14	CHEN Haijiang	G	2.0	07 JUN 1976	BEIJING, BEIJING(CHN)	8
15	CHEN Qi (C)	F/G	1.5	18 MAR 1976	GUANGDONG, GUANGZHOU(CHN)	9

Team Average

1.5

**Coach** XU Yuansheng  
**Assistant Coach** ZHAI Yongjun

**Team Uniform Colour:**  
**Light:** WHITE  
**Dark:** RED

**Note:**  
Number of international games played provided by NPC

**Legend:**  
(C) Captain                      C                      Centre                      F                      Forward                      G                      Guard  
Pos                      Playing Position



**TEAM ROSTER** As of 5 SEP 2008

球队名单

**GER - GERMANY**

No.	Name	Pos	Sport Class	Date of Birth	Club - Season 2007/2008	Int'l Games Played
4	LOHMANN Bjoern	F	1.0	03 MAY 1979	ASV BONN, BONN(GER)	36
5	SCHUERMANN Jens	F	1.0	30 NOV 1980	RSC OSNABRUCK, OSNABRUCK(GER)	64
6	QUALI Mimoun	F	3.0	22 APR 1975	RSC OSNABRUCK, OSNABRUCK(GER)	160
7	LEHMANN Lars	G	3.0	25 MAY 1977	RSC FRANKFURT, FRANKFURT(GER)	168
8	BIENEK Andre	C	3.0	31 OCT 1986	RSC FRANKFURT, FRANKFURT(GER)	50
9	FISCHER Florian	F/G	1.5	11 APR 1977	USC MUNCHEN, MUNCHEN(GER)	70
10	KRESS Andreas	C	3.5	26 JUN 1986	RSC FRANKFURT, FRANKFURT(GER)	10
11	PASSIWAN Dirk	F/G	4.5	13 OCT 1976	RSC TRIER, TRIER(GER)	33
12	WOLK Sebastian	C	4.0	31 JAN 1981	RSC FRANKFURT, FRANKFURT(GER)	77
13	CHRISTINK Lars (C)	G	2.0	14 JUL 1972	JENA CAPUTS, JENA(GER)	255
14	COSKUN Ahmet	F	4.0	11 MAR 1975	PORTO TORRES, PORTO TORRES(ITA)	190
15	KOHLER-LENZ Dirk	C	4.0	29 OCT 1967	RSV LAHN_DILL, LAHN_DILL(GER)	130

**Team Average**

**20.7**

**Coach** WIEGMANN Frits  
**Assistant Coach** MOERTL Sigg

**Team Uniform Colour:**

**Light:** WHITE

**Dark:** BLACK

**Note:**  
Number of international games played provided by NPC

**Legend:**  
(C) Captain                      **C**                      Centre                      **F**                      Forward                      **G**                      Guard  
Pos                      Playing Position



**TEAM ROSTER** As of 5 SEP 2008

球队名单

**GBR - GREAT BRITAIN**

No.	Name	Pos	Sport Class	Date of Birth	Club - Season 2007/2008	Int'l Games Played
4	BESTWICK Joseph	F	4.5	14 DEC 1984	COLOGNE, COLOGNE(GBR)	0
5	BROWN Simon	G	2.0	07 MAR 1986	MILTON KEYNES ACES, MILTON KEYNES(GBR)	0
6	HAYES Kevin	G	1.0	09 SEP 1963	SHEFFIELD STEELERS, SHEFFIELD(GBR)	0
7	BYWATER Terence	F	4.5	28 FEB 1983	SHEFFIELD STEELERS, SHEFFIELD(GBR)	0
8	MUNN Simon	F	4.0	31 JAN 1968	W. RHINOS, WOLVERHAMPTON(GBR)	0
9	POLLOCK Jon (C)	G	2.5	11 MAY 1977	SHEFFIELD STEELERS, SHEFFIELD(GBR)	0
10	JAMA Abdillah	G	1.0	01 NOV 1982	W. RHINOS, WOLVERHAMPTON(GBR)	0
11	BYRNE Matthew	G	1.5	08 OCT 1974	W. RHINOS, WOLVERHAMPTON(GBR)	0
12	BLAKE Andrew	F	2.5	18 APR 1972	MILTON KEYNES ACES, MILTON KEYNES(GBR)	0
13	FINBOW Peter	G	2.0	17 MAY 1975	OLDHAM OWLS, OLDHAM(GBR)	0
14	HALL Jonathan	G	3.0	13 MAR 1982	SHEFFIELD STEELERS, SHEFFIELD(GBR)	0
15	OROGBEMI Ade	G	2.5	11 MAY 1978	W. RHINOS, WOLVERHAMPTON(GBR)	0

**Team Average**

**0.0**

**Coach** TRESEDER Bernard Murray

**Assistant Coach** BHANIA Haj Singh

**Assistant Coach** THOMAS Sinclair Richford

**Team Uniform Colour:**

**Light:** WHITE

**Dark:** RED

**Note:**  
Number of international games played provided by NPC

**Legend:**  
(C) Captain      F Forward      G Guard      Pos Playing Position



**TEAM ROSTER** As of 5 SEP 2008

球队名单

**IRI - ISLAMIC REPUBLIC of IRAN**

No.	Name	Pos	Sport Class	Date of Birth	Club - Season 2007/2008	Int'l Games Played
4	BOLAGHINALOU Saman	F	1.0	04 DEC 1986	KHOUZESTAN COMMISSION, KHOUZESTAN(IRI)	0
5	HESAMY ZADEH Zakaria	G	2.5	16 JUL 1974	KHOUZESTAN COMMISSION, KHOUZESTAN(IRI)	0
6	MANSOURI Hakim	F	2.0	06 APR 1985	KHOUZESTAN COMMISSION, KHOUZESTAN(IRI)	0
7	AHMADI Ebrahim	C	4.0	02 OCT 1985	ZANJAN AZAD UNIVERSITY, ZANJAN(IRI)	0
8	DAGHAGHELEPOUR Ahmad	F	1.5	23 MAY 1982	KHOUZESTAN COMMISSION, KHOUZESTAN(IRI)	0
9	HOSSEIN POUR Esmaeel	F	1.5	29 SEP 1982	TABRIZ COMMISSION, TABRIZ(IRI)	0
10	AHMADI Alireza	G	3.0	25 JUL 1976	ZANJAN AZAD UNIVERSITY, ZANJAN(IRI)	0
11	NAMI Gholamreza (C)	F	1.0	24 SEP 1976	MASHHAD FARSHEH NEGIN, MASHHAD(IRI)	0
12	GHARIBLOO Morteza	C	4.0	13 AUG 1979	ZANJAN AZAD UNIVERSITY, ZANJAN(IRI)	0
13	SIEFI Bahman	F	2.0	04 APR 1986	ZANJAN AZAD UNIVERSITY, ZANJAN(IRI)	0
14	GHOLAM AZAD Vahid	C	4.5	16 SEP 1987	ZANJAN AZAD UNIVERSITY, ZANJAN(IRI)	0
15	TORFI MENESHIDI Adel	C	4.0	23 AUG 1977	KHOUZESTAN COMMISSION, KHOUZESTAN(IRI)	0

**Team Average**

**0.0**

**Coach** KAMRAVA Abdolghafour  
**Assistant Coach** ESHGH Kamal

**Team Uniform Colour:**  
**Light:** WHITE  
**Dark:** GREEN

**Note:**  
Number of international games played provided by NPC

**Legend:**  
(C) Captain C Centre F Forward G Guard  
Pos Playing Position



**TEAM ROSTER** As of 5 SEP 2008

球队名单

**ISR - ISRAEL**

No.	Name	Pos	Sport Class	Date of Birth	Club - Season 2007/2008	Int'l Games Played
4	SAR TOV Eyal	F	4.5	07 MAR 1962	KESSEM, HADREA(ISR)	50
5	DROR Lior	C	4.5	18 APR 1974	SANTA LOCCIA, RONE(ITA)	47
6	OTTOLENGHI Ariel	G	2.0	06 JUL 1963	TARANTO, TARANTO(ITA)	115
7	FURMAN Ron	G	1.0	27 NOV 1977	KESSEM, HADERA(ISR)	39
8	MEISHAR Dotan	F	4.0	05 APR 1969	BEIT HALOCHEM, TEL-AVIV(ISR)	71
9	ROZENBERG Roei	G	2.5	16 AUG 1971	SANTA LUCCIA, ROME(ITA)	80
10	LEHRMAN Avraham	G	2.0	12 OCT 1966	BEIT HACOCHAM, TEL-AVIV(ISR)	47
11	DOR Oon Igal Allon	F	4.5	11 JUL 1984	WHITE WATER, WISCONSIN(USA)	32
12	HENDEL Liran	G	2.0	02 AUG 1973	KESSEM, HADERA(ISR)	87
13	HAIM Shay-Refael	G	2.0	26 OCT 1981	BEIT HALOCHEM, TEL-AVIV(ISR)	32
14	PHILIPPS Rotem (C)	F	4.0	24 MAY 1972	SANTO STEFANO, P. POTENZA(ITA)	47
15	DRAI David	G	1.0	31 OCT 1970	BEIT HALOCHEM, TEL-AVIV(ISR)	72

**Team Average**

**7.5**

**Coach** PINTO Ari  
**Assistant Coach** KLEIN Benyamin  
**Assistant Coach** ZAIDE Michael

**Team Uniform Colour:**

**Light:** WHITE

**Dark:** BLUE

**Note:**  
Number of international games played provided by NPC

**Legend:**  
(C) Captain                      **C**                      Centre                      **F**                      Forward                      **G**                      Guard  
Pos                      Playing Position



**TEAM ROSTER** As of 5 SEP 2008

球队名单

**JPN - JAPAN**

No.	Name	Pos	Sport Class	Date of Birth	Club - Season 2007/2008	Int'l Games Played
4	MIURA Fumiharu	G	2.5	09 AUG 1979	MIE CHARIOTS, MIE(JPN)	4
5	MORI Noriyuki	F	2.0	20 JUN 1971	CHIBA HOWKS, CHIBA(JPN)	15
6	MIYAJIMA Tetsuya	C	4.0	29 NOV 1988	TOYAMA WBC, TOYAMA(JPN)	10
7	SATO Satoshi	F	1.0	05 JUN 1976	NO EXCUSE, TOKYO(JPN)	2
8	KORETOMO Keisuke	G	3.0	13 OCT 1970	SHIMIZU MST, HYOGO(JPN)	29
9	KOZAI Hiroaki	F	3.5	14 JUL 1988	CHIBA HOWKS, CHIBA(JPN)	10
10	SUZUKI Akimasa	F	3.5	02 FEB 1977	CHIBA HOWKS, CHIBA(JPN)	8
11	FUJII Shingo (C)	G	1.5	02 JAN 1978	MIYAGI MAX, MIYAGI(JPN)	18
12	KYOYA Kazuyuki	G	1.0	13 AUG 1971	CHIBA HOWKS, CHIBA(JPN)	26
13	FUJIMOTO Reo	C	4.5	22 SEP 1983	MIYAGI MAX, MIYAGI(JPN)	10
14	OSHIMA Tomohiko	C	4.0	20 APR 1971	WORLD BBC, AICHI(JPN)	32
15	MAEDA Kenzo	F	4.5	10 JAN 1975	MORIMOTO BUNKABURO, KANAGAWA(JPN)	5

**Team Average**

**1.6**

**Coach** OKUHARA Akio  
**Assistant Coach** SAKANO Haruo

**Team Uniform Colour:**

**Light:** WHITE

**Dark:** BLUE

**Note:**  
Number of international games played provided by NPC

**Legend:**  
(C) Captain                      C                      Centre                      F                      Forward                      G                      Guard  
Pos                      Playing Position

**TEAM ROSTER** As of 5 SEP 2008

球队名单

**RSA - SOUTH AFRICA**

No.	Name	Pos	Sport Class	Date of Birth	Club - Season 2007/2008	Int'l Games Played
4	RETIEF Marcus	F	1.0	11 DEC 1975	EAGLES, JOHANNESBURG(RSA)	34
5	HARTNICK Shaun	F	1.0	21 NOV 1973	SAINTS, CAPE TOWN(RSA)	58
6	WILLIAMS Ralph	G	2.0	17 DEC 1969	SAINTS, CAPE TOWN(RSA)	67
7	TAYLOR Nicholas	G	2.0	18 JAN 1980	EAGLES, JOHANNESBURG(RSA)	46
8	GOVENDER Justin	F	1.0	21 MAY 1978	WINGS, DURBAN(RSA)	34
9	GUMBI Siphamandla	G	3.0	19 AUG 1975	WINGS, DURBAN(RSA)	38
10	PAPENFUS Marius (C)	G	2.5	30 OCT 1977	BLADERUNNERS, PRETORIA(RSA)	58
11	ZONKE Thandile	G	3.5	15 JUL 1982	LIONS, ORKNEY(RSA)	27
12	CURLE David Nathaniel	F	3.5	27 DEC 1981	PUMAS, PRETORIA(RSA)	37
13	WAITES Grant	F	4.0	13 MAR 1973	EAGLES, JOHANNESBURG(RSA)	28
14	NEL Jeremy	F	4.0	16 AUG 1973	WINGS, DURBAN(RSA)	22
15	NORTJE Richard	F	4.5	27 OCT 1980	BLADERUNNERS, PRETORIA(RSA)	58

**Team Average**

**4.2**

**Coach** SIERRA Vivian  
**Assistant Coach** MOSUOE Kelebone

**Team Uniform Colour:**

**Light:** GOLD

**Dark:** GREEN

**Note:**  
Number of international games played provided by NPC

**Legend:**  
(C) Captain      F Forward      G Guard      Pos Playing Position



**TEAM ROSTER** As of 5 SEP 2008

球队名单

**SWE - SWEDEN**

No.	Name	Pos	Sport Class	Date of Birth	Club - Season 2007/2008	Int'l Games Played
4	NYLANDER Patrik	F	2.0	20 MAR 1980	NORRBACKA HIF, STOCKHOLM(SWE)	56
5	GUSTAVSSON Joachim	F	3.5	09 DEC 1971	NACKA HI, STOCKHOLM(SWE)	142
6	LARSSON Niclas	F	1.0	29 JAN 1969	NORRBACKA HIF, STOCKHOLM(SWE)	24
7	BYQVIST Per	C	3.0	18 FEB 1968	NORRBACKA HIF, STOCKHOLM(SWE)	16
8	ABLORH Enoch (C)	G	4.0	28 APR 1972	DALLAS, DALLAS(USA)	148
9	WALLIN Dan	C	4.0	29 SEP 1973	GOTEBORG RBK, GOTHENBORG(SWE)	74
10	HAIDARI Hussein	G	3.0	20 DEC 1978	GALATASARAY, ISTANBUL(TUR)	128
11	KOHLSTROM Peter	F	2.5	21 MAY 1975	NACKA HI, STOCKHOLM(SWE)	120
12	AKERBERG Thomas	F	3.0	15 JUN 1968	NORRKOPING DOLPHINS, NORRKOPING(SWE)	219
13	LARSSON Thomas	F	1.0	20 MAY 1969	GIULANOVA, GIULANOVA(ITA)	53
14	LINDEN Joakim	F	2.5	01 DEC 1988	NORRKOPING DOLPHINS, NORRKOPING(SWE)	14
15	MENG Robin	G	3.0	01 JUL 1990	ESKILSTUNA HIF, ESKILSTUNA(SWE)	12

**Team Average**

**7.6**

**Coach** LOPES Ines  
**Assistant Coach** ANDER Nils  
**Assistant Coach** ANDERSSON Lars Gunnar

**Team Uniform Colour:**

**Light:** YELLOW

**Dark:** BLUE

**Note:**  
Number of international games played provided by NPC

**Legend:**  
(C) Captain                      **C**                      Centre                      **F**                      Forward                      **G**                      Guard  
Pos                      Playing Position





**TEAM ROSTER** As of 5 SEP 2008

球队名单

**USA - UNITED STATES of AMERICA**

No.	Name	Pos	Sport Class	Date of Birth	Club - Season 2007/2008	Int'l Games Played
4	BARBER Eric	G	1.0	07 DEC 1970	MILWAUKEE WC BUCK, MILWAUKEE, WI(USA)	4
5	PAYE Mikey (C)	G	3.0	24 APR 1983	RSV LAHN-DILL, WETZLAR, GERMANY(GER)	5
6	LESPERANCE Matt	G	1.0	23 MAY 1987	UW-WISCONSIN, WHITEWATER, WI(USA)	6
7	MAZZI Jaime	G	2.0	09 AUG 1981	UW-WISCONSIN, WHITEWATER, WI(USA)	7
8	COUNTS Jacob	F	3.5	24 JAN 1980	MILWAUKEE WC BUCK, MILWAUKEE, WI(USA)	8
9	SCOTT Matt	F	4.0	27 APR 1985	UW-WISCONSIN, WHITEWATER, WI(USA)	9
10	GLASBRENNER Jeff	C	4.5	20 JAN 1973	DALLAS WC MAVERICKS, DALLAS, TX(USA)	10
11	SERIO Steve	F	3.5	08 SEP 1987	U OF ILLINOIS, CHAMPAIGN, IL(USA)	11
12	NELMS Jay	G	2.5	11 NOV 1980	DALLAS WC MAVERICKS, DALLAS, TX(USA)	12
13	LADE Jeremy	G	2.5	06 JAN 1981	MILWAUKEE WC BUCK, MILWAUKEE, WI(USA)	13
14	SCHULTE Paul	G	3.0	05 APR 1979	DALLAS WC MAVERICKS, DALLAS, TX(USA)	14
15	CHAMBERS Joe	C	4.0	10 JAN 1982	UW-WISCONSIN, WHITEWATER, WI(USA)	15

**Team Average**

**0.8**

**Coach** WILSON Steve  
**Assistant Coach** CHYNOWETH Tracy  
**Assistant Coach** JACKSON Paul

**Team Uniform Colour:**  
**Light:** WHITE  
**Dark:** BLUE

**Note:**  
Number of international games played provided by NPC

**Legend:**  
(C) Captain                      **C**                      Centre                      **F**                      Forward                      **G**                      Guard  
Pos                      Playing Position



**TOURNAMENT SUMMARY** As of 12 SEP 2008

赛事成绩一览表

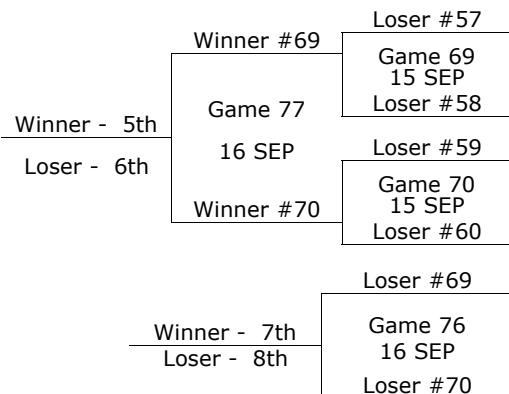
**Today's Games**

Teams	Start Time	Final	Half	End of Regulation
BRA vs SWE	09:00	75 - 56	41 - 23	

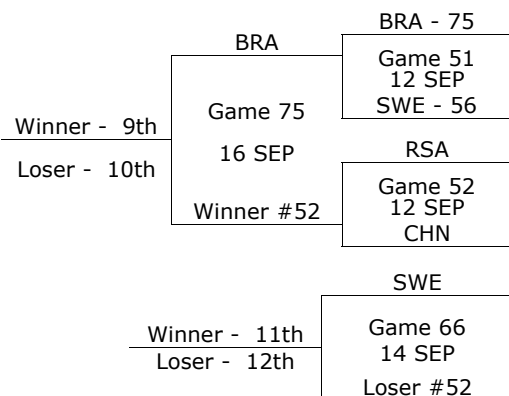
Group A								Games			Points		Class.
Rank		CAN	GER	IRI	JPN	RSA	SWE	Played	Won	Lost	For	Against	Points
1	CAN	--	62-59	93-62	75-48	80-55	62-52	5	5	0	372	276	10
2	GER	59-62	--	73-63	56-58	96-43	78-72	5	3	2	362	298	8
3	IRI	62-93	63-73	--	69-50	73-62	92-66	5	3	2	359	344	8
4	JPN	48-75	58-56	50-69	--	60-58	49-61	5	2	3	265	319	7
5	RSA	55-80	43-96	62-73	58-60	--	64-58	5	1	4	282	367	6
6	SWE	52-62	72-78	66-92	61-49	58-64	--	5	1	4	309	345	6

Group B								Games			Points		Class.
Rank		AUS	USA	GBR	ISR	BRA	CHN	Played	Won	Lost	For	Against	Points
1	AUS	--	61-68	67-48	66-59	73-72	79-44	5	4	1	346	291	9
2	USA	68-61	--	50-54	76-53	87-41	97-38	5	4	1	378	247	9
3	GBR	48-67	54-50	--	82-67	69-53	81-34	5	4	1	334	271	9
4	ISR	59-66	53-76	67-82	--	73-60	80-41	5	2	3	332	325	7
5	BRA	72-73	41-87	53-69	60-73	--	65-46	5	1	4	291	348	6
6	CHN	44-79	38-97	34-81	41-80	46-65	--	5	0	5	203	402	5

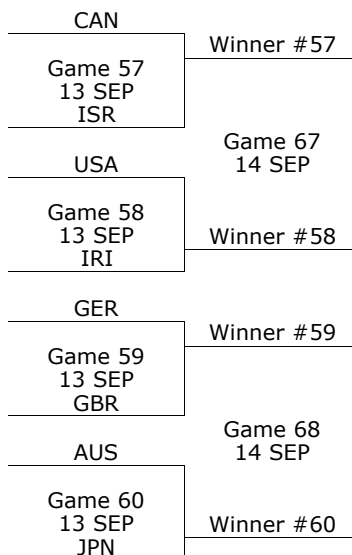
**Classification 5th-8th**



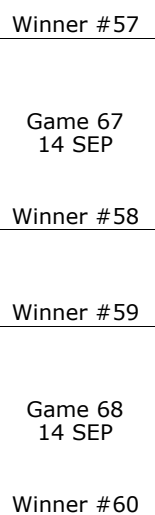
**Classification 9th-12th**



**Quarterfinals**



**Semifinals**



**Final**



**Note:**  
Detailed explanations of competition are on output:N02 - Competition Format and Rules



## CUMULATIVE STATISTICS

累积技术统计表

### AUS - AUSTRALIA After 1 Game

No.	Name	Sport Class	GP	MIN	MPG	Field Goals		2 Points		3 Points		Free Throws		Rebounds			AS	TO	ST	BS	PF	FO	PTS	PPG				
						M/A	%	M/A	%	M/A	%	M/A	%	OR	DR	TOT												
4	EVESON Justin	4.5	1	38	38:08	16/26	62	16/24	67	0/2	0	7/11	64	3	11	14	8	2	5		4	8	39	39.0				
7	NORRIS Shaun	3.0	1	33	33:34	7/18	39	7/17	41	0/1	0	2/4	50	4	3	7	2	3	1		3	5	16	16.0				
15	NESS Brad	4.5	1	22	22:22	3/7	43	3/7	43			2/4	50	2	3	5	1	2	1		4	4	8	8.0				
6	STIBNERS Brett	4.0	1	6	06:52	3/4	75	3/3	100	0/1	0				1	1					2		6	6.0				
5	SACHS Troy	4.5	1	11	11:08	1/3	33	1/3	33			2/2	100		1	1			1		3	1	4	4.0				
14	DOWLER Brendan	1.0	1	31	31:47	0/1	0	0/1	0						2	2					2	1	0	0.0				
8	HARTNETT Michael	1.0	1	27	27:15	0/1	0	0/1	0						1	1	1		1		2		0	0.0				
13	ALCOTT Dylan	1.0	1	7	07:23	0/1	0	0/1	0												1		0	0.0				
11	SIMMONS Tige	1.0	1	7	07:03																		0	0.0				
12	MIZENS Grant	2.0	1	6	06:54									1		1			1		1		0	0.0				
10	KING Adrian	2.0	1	6	06:26												2	3					0	0.0				
9	KNOWLES Tristan	4.0	1	1	01:52	0/1	0	0/1	0														0	0.0				
Team/Coach																						1						
Totals						30/62	48	30/58	52	0/4	0	13/21	62	11	24	35	14	11	10			22	19	73	73.0			
Opponents						29/52	56	27/44	61	2/8	25	12/25	48	5	22	27	9	11	6			19	22	72	72.0			

#### AVERAGES PER GAME

	AUS	Opponents
Points from Turnovers	15	12
Points in the Paint	48	30
Second Chance Points	15	4
Fast Break Points	2	4

	AUS	Opponents
Total Field Goals Made	0.0	0.0
2 Points Field Goals Made	0.0	0.0
3 Points Field Goals Made	0.0	0.0
Free Throws Made	0.0	0.0
Offensive Rebounds	0.0	0.0
Defensive Rebounds	0.0	0.0
Total Rebounds	0.0	0.0
Assists	0.0	0.0
Fouls	0.0	0.0
Turnovers	0.0	0.0
Steals	0.0	0.0
Blocked Shots	0.0	0.0
Points from Turnovers	15.0	12.0
Points in the Paint	48.0	30.0
Second Chance Points	15.0	4.0
Fast Break Points	2.0	4.0

#### Legend:

%	Shooting Percentage	AS	Assists	BS	Blocked Shots	DR	Defensive Rebounds
FO	Fouls On	GP	Games Played	M/A	Made/Attempt	MIN	Minutes Played
MPG	Minutes Played Per Game	OR	Offensive Rebounds	PF	Fouls	PPG	Points Per Game
PTS	Points	ST	Steals	TO	Turnovers	TOT	Total Rebounds

## CUMULATIVE STATISTICS

累积技术统计表

### AUS - AUSTRALIA After 2 Games

No.	Name	Sport Class	GP	MIN	MPG	Field Goals		2 Points		3 Points		Free Throws		Rebounds			AS	TO	ST	BS	PF	FO	PTS	PPG				
						M/A	%	M/A	%	M/A	%	M/A	%	OR	DR	TOT												
4	EVESON Justin	4.5	2	56	28:29	22/36	61	21/32	66	1/4	25	8/13	62	4	17	21	8	4	5		8	9	53	26.5				
7	NORRIS Shaun	3.0	2	64	32:28	14/29	48	14/27	52	0/2	0	3/6	50	4	6	10	4	4	1		5	9	31	15.5				
15	NESS Brad	4.5	2	47	23:38	8/17	47	8/17	47			8/13	62	3	11	14	5	4	3		7	11	24	12.0				
6	STIBNERS Brett	4.0	2	18	09:18	7/9	78	7/8	88	0/1	0	1/1	100		2	2					4	1	15	7.5				
9	KNOWLES Tristan	4.0	2	16	08:00	3/6	50	2/5	40	1/1	100				3	3	2				1	1	7	3.5				
5	SACHS Troy	4.5	2	21	10:51	1/4	25	1/4	25			4/4	100		5	5			1		7	2	6	3.0				
14	DOWLER Brendan	1.0	2	48	24:18	1/3	33	1/3	33						2	2					4	4	2	1.0				
12	MIZENS Grant	2.0	2	27	13:33	1/4	25	1/4	25					2	4	6		1	1		2	2	2	1.0				
8	HARTNETT Michael	1.0	2	44	22:21	0/2	0	0/1	0	0/1	0				1	1	1	1	1		5	1	0	0.0				
13	ALCOTT Dylan	1.0	2	22	11:28	0/1	0	0/1	0								1				2		0	0.0				
11	SIMMONS Tige	1.0	2	17	08:31																3		0	0.0				
10	KING Adrian	2.0	2	14	07:26	0/2	0	0/1	0	0/1	0			1		1	3	3					0	0.0				
Team/Coach																					2							
Totals						57/113	50	55/103	53	2/10	20	24/37	65	15	55	70	24	19	12			48	40	140	70.0			
Opponents						47/107	44	45/91	49	2/16	13	24/46	52	13	44	57	15	18	6			40	48	120	60.0			

#### AVERAGES PER GAME

	AUS	Opponents
Points from Turnovers	21	18
Points in the Paint	78	54
Second Chance Points	23	13
Fast Break Points	2	6

	AUS	Opponents
Total Field Goals Made	0.0	0.0
2 Points Field Goals Made	0.0	0.0
3 Points Field Goals Made	0.0	0.0
Free Throws Made	0.0	0.0
Offensive Rebounds	0.0	0.0
Defensive Rebounds	0.0	0.0
Total Rebounds	0.0	0.0
Assists	0.0	0.0
Fouls	0.0	0.0
Turnovers	0.0	0.0
Steals	0.0	0.0
Blocked Shots	0.0	0.0
Points from Turnovers	10.5	9.0
Points in the Paint	39.0	27.0
Second Chance Points	11.5	6.5
Fast Break Points	1.0	3.0

#### Legend:

%	Shooting Percentage	AS	Assists	BS	Blocked Shots	DR	Defensive Rebounds
FO	Fouls On	GP	Games Played	M/A	Made/Attempt	MIN	Minutes Played
MPG	Minutes Played Per Game	OR	Offensive Rebounds	PF	Fouls	PPG	Points Per Game
PTS	Points	ST	Steals	TO	Turnovers	TOT	Total Rebounds

## CUMULATIVE STATISTICS

累积技术统计表

### AUS - AUSTRALIA After 3 Games

No.	Name	Sport Class	GP	MIN	MPG	Field Goals		2 Points		3 Points		Free Throws		Rebounds			AS	TO	ST	BS	PF	FO	PTS	PPG					
						M/A	%	M/A	%	M/A	%	M/A	%	OR	DR	TOT													
4	EVESON Justin	4.5	3	78	26:03	26/42	62	25/37	68	1/5	20	9/14	64	4	24	28	18	7	7		9	13	62	20.7					
15	NESS Brad	4.5	3	68	22:50	21/34	62	21/34	62			13/19	68	7	16	23	5	5	6		8	16	55	18.3					
7	NORRIS Shaun	3.0	3	88	29:39	19/39	49	19/35	54	0/4	0	3/8	38	6	7	13	10	5	3		5	11	41	13.7					
9	KNOWLES Tristan	4.0	3	29	09:51	8/14	57	6/12	50	2/2	100	0/2	0	2	6	8	2	1	1		1	4	18	6.0					
6	STIBNERS Brett	4.0	3	27	09:09	7/10	70	7/9	78	0/1	0	1/1	100	1	3	4			1	4	1	15	5.0						
5	SACHS Troy	4.5	3	36	12:17	2/8	25	2/8	25			9/15	60	3	8	11	3	2	4		9	10	13	4.3					
10	KING Adrian	2.0	3	33	11:10	3/11	27	3/10	30	0/1	0	2/2	100	1	1	2	4	3				1	8	2.7					
13	ALCOTT Dylan	1.0	3	35	11:48	1/4	25	1/3	33	0/1	0	1/2	50				1		1		3	1	3	1.0					
14	DOWLER Brendan	1.0	3	63	21:08	1/3	33	1/3	33						2	2					6	4	2	0.7					
12	MIZENS Grant	2.0	3	47	15:55	1/6	17	1/6	17			0/2	0	3	5	8	1	1	1		2	3	2	0.7					
8	HARTNETT Michael	1.0	3	59	19:56	0/3	0	0/2	0	0/1	0			1	1	2	1	3	1		6	1	0	0.0					
11	SIMMONS Tige	1.0	3	31	10:26	0/5	0	0/5	0					1		1					4		0	0.0					
Team/Coach																						2							
Totals						89/179	50	86/164	52	3/15	20	38/65	58	31	80	111	45	31	24	1	57	65	219	73.0					
Opponents						68/157	43	66/141	47	2/16	13	26/49	53	18	69	87	27	41	13	1	65	57	164	54.7					

#### AVERAGES PER GAME

	AUS	Opponents
Points from Turnovers	33	24
Points in the Paint	132	76
Second Chance Points	45	15
Fast Break Points	2	6

	AUS	Opponents
Total Field Goals Made	0.0	0.0
2 Points Field Goals Made	0.0	0.0
3 Points Field Goals Made	0.0	0.0
Free Throws Made	0.0	0.0
Offensive Rebounds	0.0	0.0
Defensive Rebounds	0.0	0.0
Total Rebounds	0.0	0.0
Assists	0.0	0.0
Fouls	0.0	0.0
Turnovers	0.0	0.0
Steals	0.0	0.0
Blocked Shots	0.0	0.0
Points from Turnovers	11.0	8.0
Points in the Paint	44.0	25.3
Second Chance Points	15.0	5.0
Fast Break Points	0.7	2.0

#### Legend:

%	Shooting Percentage	AS	Assists	BS	Blocked Shots	DR	Defensive Rebounds
FO	Fouls On	GP	Games Played	M/A	Made/Attempt	MIN	Minutes Played
MPG	Minutes Played Per Game	OR	Offensive Rebounds	PF	Fouls	PPG	Points Per Game
PTS	Points	ST	Steals	TO	Turnovers	TOT	Total Rebounds



## CUMULATIVE STATISTICS

累积技术统计表

### AUS - AUSTRALIA After 4 Games

No.	Name	Sport Class	GP	MIN	MPG	Field Goals		2 Points		3 Points		Free Throws		Rebounds			AS	TO	ST	BS	PF	FO	PTS	PPG				
						M/A	%	M/A	%	M/A	%	M/A	%	OR	DR	TOT												
15	NESS Brad	4.5	4	99	24:54	31/54	57	31/53	58	0/1	0	23/32	72	10	23	33	9	8	7	1	9	23	85	21.3				
4	EVESON Justin	4.5	4	103	25:58	31/48	65	30/43	70	1/5	20	12/20	60	4	28	32	22	9	8		11	18	75	18.8				
7	NORRIS Shaun	3.0	4	121	30:17	20/49	41	20/44	45	0/5	0	4/12	33	10	10	20	18	8	6	1	7	15	44	11.0				
9	KNOWLES Tristan	4.0	4	36	09:03	9/16	56	7/14	50	2/2	100	0/2	0	2	6	8	3	2	1		1	4	20	5.0				
5	SACHS Troy	4.5	4	50	12:32	3/13	23	3/13	23			9/15	60	4	10	14	6	4	5		10	14	15	3.8				
6	STIBNERS Brett	4.0	4	30	07:41	7/11	64	7/9	78	0/2	0	1/1	100	1	3	4	2			1	4	1	15	3.8				
10	KING Adrian	2.0	4	41	10:20	4/15	27	4/14	29	0/1	0	2/2	100	1	2	3	6	3			1	2	10	2.5				
12	MIZENS Grant	2.0	4	58	14:44	4/9	44	4/9	44			0/2	0	3	6	9	1	1	1		2	3	8	2.0				
14	DOWLER Brendan	1.0	4	93	23:26	2/6	33	2/6	33			1/2	50	1	2	3		3	1		8	6	5	1.3				
13	ALCOTT Dylan	1.0	4	39	09:53	2/6	33	2/5	40	0/1	0	1/2	50				1		1		4	1	5	1.3				
11	SIMMONS Tige	1.0	4	37	09:25	1/6	17	1/6	17					1		1		1			5		2	0.5				
8	HARTNETT Michael	1.0	4	87	21:57	0/4	0	0/3	0	0/1	0	1/2	50	1	2	3	1	3	3		9	3	1	0.3				
Team/Coach																						2						
Totals						114/237	48	111/219	51	3/18	17	54/92	59	43	104	147	69	44	33	3	71	90	285	71.3				
Opponents						90/206	44	87/185	47	3/21	14	40/71	56	26	96	122	41	59	21	3	91	71	223	55.8				

#### AVERAGES PER GAME

	AUS	Opponents
Points from Turnovers	40	33
Points in the Paint	172	102
Second Chance Points	57	21
Fast Break Points	6	12

	AUS	Opponents
Total Field Goals Made	0.0	0.0
2 Points Field Goals Made	0.0	0.0
3 Points Field Goals Made	0.0	0.0
Free Throws Made	0.0	0.0
Offensive Rebounds	0.0	0.0
Defensive Rebounds	0.0	0.0
Total Rebounds	0.0	0.0
Assists	0.0	0.0
Fouls	0.0	0.0
Turnovers	0.0	0.0
Steals	0.0	0.0
Blocked Shots	0.0	0.0
Points from Turnovers	10.0	8.2
Points in the Paint	43.0	25.5
Second Chance Points	14.3	5.2
Fast Break Points	1.5	3.0

#### Legend:

%	Shooting Percentage	AS	Assists	BS	Blocked Shots	DR	Defensive Rebounds
FO	Fouls On	GP	Games Played	M/A	Made/Attempt	MIN	Minutes Played
MPG	Minutes Played Per Game	OR	Offensive Rebounds	PF	Fouls	PPG	Points Per Game
PTS	Points	ST	Steals	TO	Turnovers	TOT	Total Rebounds



## CUMULATIVE STATISTICS

累积技术统计表

### AUS - AUSTRALIA After 5 Games

No.	Name	Sport Class	GP	MIN	MPG	Field Goals		2 Points		3 Points		Free Throws		Rebounds			AS	TO	ST	BS	PF	FO	PTS	PPG				
						M/A	%	M/A	%	M/A	%	M/A	%	OR	DR	TOT												
4	EVESON Justin	4.5	5	137	27:32	39/59	66	38/54	70	1/5	20	19/28	68	5	42	47	26	17	8		12	28	98	19.6				
15	NESS Brad	4.5	5	128	25:39	37/69	54	37/68	54	0/1	0	24/33	73	13	31	44	11	13	7	1	12	27	98	19.6				
7	NORRIS Shaun	3.0	5	134	26:59	22/53	42	22/48	46	0/5	0	4/12	33	12	15	27	18	9	6	1	11	15	48	9.6				
9	KNOWLES Tristan	4.0	5	42	08:26	10/18	56	8/15	53	2/3	67	0/2	0	2	7	9	3	2	1		1	4	22	4.4				
5	SACHS Troy	4.5	5	58	11:37	4/17	24	4/17	24			12/20	60	4	10	14	6	6	5		13	18	20	4.0				
10	KING Adrian	2.0	5	71	14:12	8/24	33	8/22	36	0/2	0	2/2	100	3	5	8	7	3			3	2	18	3.6				
6	STIBNERS Brett	4.0	5	34	06:51	7/12	58	7/10	70	0/2	0	1/1	100	1	3	4	3			1	4	2	15	3.0				
12	MIZENS Grant	2.0	5	85	17:01	4/10	40	4/10	40			0/2	0	3	8	11	2	1	1		2	3	8	1.6				
14	DOWLER Brendan	1.0	5	120	24:06	3/7	43	3/7	43			1/2	50	1	2	3		4	1		10	6	7	1.4				
13	ALCOTT Dylan	1.0	5	44	08:54	3/9	33	3/8	38	0/1	0	1/2	50				1		1		4	1	7	1.4				
8	HARTNETT Michael	1.0	5	102	20:32	1/6	17	1/5	20	0/1	0	1/2	50	1	2	3	1	3	3		11	3	3	0.6				
11	SIMMONS Tige	1.0	5	41	08:16	1/6	17	1/6	17					1		1		1			6	2	0.4					
Team/Coach																						2						
Totals						139/290	48	136/270	50	3/20	15	65/106	61	51	138	189	78	61	33	3	89	109	346	69.2				
Opponents						119/271	44	111/239	46	8/32	25	45/78	58	29	116	145	53	63	28	3	110	89	291	58.2				

#### AVERAGES PER GAME

	AUS	Opponents
Points from Turnovers	40	52
Points in the Paint	204	130
Second Chance Points	65	23
Fast Break Points	6	14

	AUS	Opponents
Total Field Goals Made	0.0	0.0
2 Points Field Goals Made	0.0	0.0
3 Points Field Goals Made	0.0	0.0
Free Throws Made	0.0	0.0
Offensive Rebounds	0.0	0.0
Defensive Rebounds	0.0	0.0
Total Rebounds	0.0	0.0
Assists	0.0	0.0
Fouls	0.0	0.0
Turnovers	0.0	0.0
Steals	0.0	0.0
Blocked Shots	0.0	0.0
Points from Turnovers	8.0	10.4
Points in the Paint	40.8	26.0
Second Chance Points	13.0	4.5
Fast Break Points	1.2	2.7

#### Legend:

%	Shooting Percentage	AS	Assists	BS	Blocked Shots	DR	Defensive Rebounds
FO	Fouls On	GP	Games Played	M/A	Made/Attempt	MIN	Minutes Played
MPG	Minutes Played Per Game	OR	Offensive Rebounds	PF	Fouls	PPG	Points Per Game
PTS	Points	ST	Steals	TO	Turnovers	TOT	Total Rebounds



## CUMULATIVE STATISTICS

累积技术统计表

### AUS - AUSTRALIA After 6 Games

No.	Name	Sport Class	GP	MIN	MPG	Field Goals		2 Points		3 Points		Free Throws		Rebounds			AS	TO	ST	BS	PF	FO	PTS	PPG				
						M/A	%	M/A	%	M/A	%	M/A	%	OR	DR	TOT												
15	NESS Brad	4.5	6	157	26:18	44/81	54	44/79	56	0/2	0	28/39	72	17	41	58	13	13	10	1	14	32	116	19.3				
4	EVESON Justin	4.5	6	162	27:08	45/69	65	44/64	69	1/5	20	24/33	73	8	50	58	27	21	11		15	32	115	19.2				
7	NORRIS Shaun	3.0	6	171	28:30	28/70	40	28/63	44	0/7	0	7/16	44	12	18	30	22	9	8	1	13	20	63	10.5				
5	SACHS Troy	4.5	6	71	11:55	6/23	26	6/23	26			15/24	63	5	12	17	8	7	6		17	21	27	4.5				
9	KNOWLES Tristan	4.0	6	50	08:20	12/26	46	10/21	48	2/5	40	0/2	0	2	8	10	4	3	1		1	5	26	4.3				
10	KING Adrian	2.0	6	75	12:30	8/25	32	8/23	35	0/2	0	2/2	100	4	6	10	10	4			4	2	18	3.0				
6	STIBNERS Brett	4.0	6	38	06:23	8/13	62	8/11	73	0/2	0	2/2	100	1	4	5	3			1	5	3	18	3.0				
13	ALCOTT Dylan	1.0	6	50	08:22	5/12	42	5/10	50	0/2	0	1/2	50				1		1		4	1	11	1.8				
12	MIZENS Grant	2.0	6	93	15:30	4/10	40	4/10	40			0/2	0	3	8	11	2	1	2		3	4	8	1.3				
14	DOWLER Brendan	1.0	6	150	25:05	3/7	43	3/7	43			1/2	50	1	2	3		4	1		10	8	7	1.2				
8	HARTNETT Michael	1.0	6	133	22:15	3/10	30	3/9	33	0/1	0	1/2	50	1	2	3	2	3	5		12	3	7	1.2				
11	SIMMONS Tige	1.0	6	46	07:48	1/6	17	1/6	17					1	1	2		1			6	2	0.3					
Team/Coach																						3						
Totals						167/352	47	164/326	50	3/26	12	81/126	64	60	165	225	92	69	45	3	104	131	418	69.7				
Opponents						142/330	43	132/290	46	10/40	25	49/86	57	39	141	180	64	81	34	3	132	104	343	57.2				

#### AVERAGES PER GAME

	AUS	Opponents
Points from Turnovers	52	56
Points in the Paint	256	160
Second Chance Points	83	31
Fast Break Points	10	14

	AUS	Opponents
Total Field Goals Made	0.0	0.0
2 Points Field Goals Made	0.0	0.0
3 Points Field Goals Made	0.0	0.0
Free Throws Made	0.0	0.0
Offensive Rebounds	0.0	0.0
Defensive Rebounds	0.0	0.0
Total Rebounds	0.0	0.0
Assists	0.0	0.0
Fouls	0.0	0.0
Turnovers	0.0	0.0
Steals	0.0	0.0
Blocked Shots	0.0	0.0
Points from Turnovers	8.7	9.3
Points in the Paint	42.7	26.6
Second Chance Points	13.8	5.1
Fast Break Points	1.7	2.3

#### Legend:

%	Shooting Percentage	AS	Assists	BS	Blocked Shots	DR	Defensive Rebounds
FO	Fouls On	GP	Games Played	M/A	Made/Attempt	MIN	Minutes Played
MPG	Minutes Played Per Game	OR	Offensive Rebounds	PF	Fouls	PPG	Points Per Game
PTS	Points	ST	Steals	TO	Turnovers	TOT	Total Rebounds



## CUMULATIVE STATISTICS

累积技术统计表

### AUS - AUSTRALIA After 7 Games

No.	Name	Sport Class	GP	MIN	MPG	Field Goals		2 Points		3 Points		Free Throws		Rebounds			AS	TO	ST	BS	PF	FO	PTS	PPG				
						M/A	%	M/A	%	M/A	%	M/A	%	OR	DR	TOT												
4	EVESON Justin	4.5	7	197	28:09	52/80	65	51/74	69	1/6	17	32/43	74	8	54	62	29	24	13		19	41	137	19.6				
15	NESS Brad	4.5	7	183	26:14	49/93	53	49/91	54	0/2	0	28/42	67	18	51	69	14	15	12	1	15	38	126	18.0				
7	NORRIS Shaun	3.0	7	204	29:12	37/84	44	37/77	48	0/7	0	8/17	47	14	20	34	22	12	8	1	17	21	82	11.7				
5	SACHS Troy	4.5	7	91	13:03	11/31	35	11/31	35			16/28	57	6	16	22	9	10	7		18	25	38	5.4				
9	KNOWLES Tristan	4.0	6	50	08:20	12/26	46	10/21	48	2/5	40	0/2	0	2	8	10	4	3	1		1	5	26	4.3				
6	STIBNERS Brett	4.0	6	38	06:23	8/13	62	8/11	73	0/2	0	2/2	100	1	4	5	3			1	5	3	18	3.0				
10	KING Adrian	2.0	7	81	11:39	8/27	30	8/25	32	0/2	0	2/4	50	5	6	11	10	4			5	3	18	2.6				
13	ALCOTT Dylan	1.0	7	52	07:32	7/15	47	6/11	55	1/4	25	1/2	50				1		1		4	1	16	2.3				
12	MIZENS Grant	2.0	7	99	14:14	4/10	40	4/10	40			0/2	0	4	10	14	2	1	2		3	4	8	1.1				
14	DOWLER Brendan	1.0	7	184	26:19	3/7	43	3/7	43			1/2	50	3	2	5		4	1		13	9	7	1.0				
8	HARTNETT Michael	1.0	7	162	23:13	3/12	25	3/11	27	0/1	0	1/2	50	1	2	3	2	3	6		14	3	7	1.0				
11	SIMMONS Tige	1.0	7	54	07:49	1/6	17	1/6	17					1	2	3		1			6	2	0.3					
Team/Coach																						3						
Totals						195/404	48	191/375	51	4/29	14	91/146	62	69	189	258	96	80	51	3	120	153	485	69.3				
Opponents						165/388	43	151/337	45	14/51	27	53/94	56	49	160	209	68	91	41	3	155	120	397	56.7				

#### AVERAGES PER GAME

	AUS	Opponents
Points from Turnovers	58	60
Points in the Paint	290	174
Second Chance Points	89	43
Fast Break Points	10	14

	AUS	Opponents
Total Field Goals Made	0.0	0.0
2 Points Field Goals Made	0.0	0.0
3 Points Field Goals Made	0.0	0.0
Free Throws Made	0.0	0.0
Offensive Rebounds	0.0	0.0
Defensive Rebounds	0.0	0.0
Total Rebounds	0.0	0.0
Assists	0.0	0.0
Fouls	0.0	0.0
Turnovers	0.0	0.0
Steals	0.0	0.0
Blocked Shots	0.0	0.0
Points from Turnovers	8.3	8.5
Points in the Paint	41.4	24.8
Second Chance Points	12.7	6.1
Fast Break Points	1.4	2.0

#### Legend:

%	Shooting Percentage	AS	Assists	BS	Blocked Shots	DR	Defensive Rebounds
FO	Fouls On	GP	Games Played	M/A	Made/Attempt	MIN	Minutes Played
MPG	Minutes Played Per Game	OR	Offensive Rebounds	PF	Fouls	PPG	Points Per Game
PTS	Points	ST	Steals	TO	Turnovers	TOT	Total Rebounds



## CUMULATIVE STATISTICS

累积技术统计表

### AUS - AUSTRALIA After 7 Games

No.	Name	Sport Class	GP	MIN	MPG	Field Goals		2 Points		3 Points		Free Throws		Rebounds			AS	TO	ST	BS	PF	FO	PTS	PPG				
						M/A	%	M/A	%	M/A	%	M/A	%	OR	DR	TOT												
4	EVESON Justin	4.5	7	197	28:09	52/80	65	51/74	69	1/6	17	32/43	74	8	54	62	29	24	13		19	41	137	19.6				
15	NESS Brad	4.5	7	183	26:14	49/93	53	49/91	54	0/2	0	28/42	67	18	51	69	14	15	12	1	15	38	126	18.0				
7	NORRIS Shaun	3.0	7	204	29:12	37/84	44	37/77	48	0/7	0	8/17	47	14	20	34	22	12	8	1	17	21	82	11.7				
5	SACHS Troy	4.5	7	91	13:03	11/31	35	11/31	35			16/28	57	6	16	22	9	10	7		18	25	38	5.4				
9	KNOWLES Tristan	4.0	6	50	08:20	12/26	46	10/21	48	2/5	40	0/2	0	2	8	10	4	3	1		1	5	26	4.3				
6	STIBNERS Brett	4.0	6	38	06:23	8/13	62	8/11	73	0/2	0	2/2	100	1	4	5	3			1	5	3	18	3.0				
10	KING Adrian	2.0	7	81	11:39	8/27	30	8/25	32	0/2	0	2/4	50	5	6	11	10	4			5	3	18	2.6				
13	ALCOTT Dylan	1.0	7	52	07:32	7/15	47	6/11	55	1/4	25	1/2	50				1		1		4	1	16	2.3				
12	MIZENS Grant	2.0	7	99	14:14	4/10	40	4/10	40			0/2	0	4	10	14	2	1	2		3	4	8	1.1				
14	DOWLER Brendan	1.0	7	184	26:19	3/7	43	3/7	43			1/2	50	3	2	5		4	1		13	9	7	1.0				
8	HARTNETT Michael	1.0	7	162	23:13	3/12	25	3/11	27	0/1	0	1/2	50	1	2	3	2	3	6		14	3	7	1.0				
11	SIMMONS Tige	1.0	7	54	07:49	1/6	17	1/6	17					1	2	3		1			6	2	0.3					
Team/Coach																						3						
Totals						195/404	48	191/375	51	4/29	14	91/146	62	69	189	258	96	80	51	3	120	153	485	69.3				
Opponents						165/388	43	151/337	45	14/51	27	53/94	56	49	160	209	68	91	41	3	155	120	397	56.7				

#### AVERAGES PER GAME

	AUS	Opponents
Points from Turnovers	58	60
Points in the Paint	290	174
Second Chance Points	89	43
Fast Break Points	10	14

	AUS	Opponents
Total Field Goals Made	27.9	23.6
2 Points Field Goals Made	27.3	21.6
3 Points Field Goals Made	0.6	2.0
Free Throws Made	13.0	7.6
Offensive Rebounds	9.9	7.0
Defensive Rebounds	27.0	22.9
Total Rebounds	36.9	29.9
Assists	13.7	9.7
Fouls	17.1	22.1
Turnovers	11.4	13.0
Steals	7.3	5.9
Blocked Shots	0.4	0.4
Points from Turnovers	8.3	8.5
Points in the Paint	41.4	24.8
Second Chance Points	12.7	6.1
Fast Break Points	1.4	2.0

#### Legend:

%	Shooting Percentage	AS	Assists	BS	Blocked Shots	DR	Defensive Rebounds
FO	Fouls On	GP	Games Played	M/A	Made/Attempt	MIN	Minutes Played
MPG	Minutes Played Per Game	OR	Offensive Rebounds	PF	Fouls	PPG	Points Per Game
PTS	Points	ST	Steals	TO	Turnovers	TOT	Total Rebounds



## CUMULATIVE STATISTICS

累积技术统计表

### AUS - AUSTRALIA After 8 Games

No.	Name	Sport Class	GP	MIN	MPG	Field Goals		2 Points		3 Points		Free Throws		Rebounds			AS	TO	ST	BS	PF	FO	PTS	PPG				
						M/A	%	M/A	%	M/A	%	M/A	%	OR	DR	TOT												
4	EVESON Justin	4.5	8	215	26:53	58/87	67	57/81	70	1/6	17	37/48	77	8	61	69	32	25	15		23	47	154	19.3				
15	NESS Brad	4.5	8	211	26:27	53/103	51	53/101	52	0/2	0	28/42	67	20	54	74	22	17	13	1	17	40	134	16.8				
7	NORRIS Shaun	3.0	8	240	30:06	44/99	44	44/91	48	0/8	0	10/19	53	17	23	40	27	13	10	1	19	24	98	12.3				
5	SACHS Troy	4.5	8	111	13:57	16/42	38	16/41	39	0/1	0	25/39	64	6	23	29	10	11	11		21	33	57	7.1				
9	KNOWLES Tristan	4.0	7	55	07:56	12/27	44	10/21	48	2/6	33	1/5	20	2	8	10	4	4	1		3	6	27	3.9				
6	STIBNERS Brett	4.0	7	46	06:38	9/14	64	9/12	75	0/2	0	2/2	100	1	5	6	4	3		1	7	3	20	2.9				
10	KING Adrian	2.0	8	87	10:55	8/27	30	8/25	32	0/2	0	4/6	67	5	6	11	10	4			6	4	20	2.5				
13	ALCOTT Dylan	1.0	8	57	07:11	7/17	41	6/11	55	1/6	17	1/2	50				2		1		5	1	16	2.0				
14	DOWLER Brendan	1.0	8	217	27:09	4/9	44	4/9	44			1/3	33	3	3	6	1	6	1		15	10	9	1.1				
8	HARTNETT Michael	1.0	8	191	23:53	4/16	25	4/15	27	0/1	0	1/2	50	2	2	4	2	4	6		16	3	9	1.1				
12	MIZENS Grant	2.0	8	108	13:35	4/10	40	4/10	40			1/4	25	4	12	16	2	1	3		3	6	9	1.1				
11	SIMMONS Tige	1.0	8	57	07:09	2/7	29	2/7	29					1	2	3		1			6		4	0.5				
Team/Coach																						3						
Totals						221/458	48	217/424	51	4/34	12	111/172	65	75	214	289	116	92	61	3	141	177	557	69.6				
Opponents						187/444	42	170/384	44	17/60	28	66/118	56	61	183	244	84	106	47	3	179	141	457	57.1				

#### AVERAGES PER GAME

	AUS	Opponents
Points from Turnovers	66	66
Points in the Paint	334	198
Second Chance Points	91	53
Fast Break Points	12	16

	AUS	Opponents
Total Field Goals Made	27.6	23.4
2 Points Field Goals Made	27.1	21.3
3 Points Field Goals Made	0.5	2.1
Free Throws Made	13.9	8.3
Offensive Rebounds	9.4	7.6
Defensive Rebounds	26.8	22.9
Total Rebounds	36.1	30.5
Assists	14.5	10.5
Fouls	17.6	22.4
Turnovers	11.5	13.3
Steals	7.6	5.9
Blocked Shots	0.4	0.4
Points from Turnovers	8.3	8.2
Points in the Paint	41.8	24.7
Second Chance Points	11.4	6.6
Fast Break Points	1.5	2.0

#### Legend:

%	Shooting Percentage	AS	Assists	BS	Blocked Shots	DR	Defensive Rebounds
FO	Fouls On	GP	Games Played	M/A	Made/Attempt	MIN	Minutes Played
MPG	Minutes Played Per Game	OR	Offensive Rebounds	PF	Fouls	PPG	Points Per Game
PTS	Points	ST	Steals	TO	Turnovers	TOT	Total Rebounds

## CUMULATIVE STATISTICS

累积技术统计表

### BRA - BRAZIL After 1 Game

No.	Name	Sport Class	GP	MIN	MPG	Field Goals		2 Points		3 Points		Free Throws		Rebounds			AS	TO	ST	BS	PF	FO	PTS	PPG
						M/A	%	M/A	%	M/A	%	M/A	%	OR	DR	TOT								
8	NUNES Irio	4.5	1	34	34:54	12/22	55	11/17	65	1/5	20	2/4	50		5	5	4	3	2		4	4	27	27.0
6	SILVA Erick	3.5	1	35	35:25	9/11	82	8/8	100	1/3	33	6/11	55		6	6	3	3	1		2	8	25	25.0
12	LIMA Everaldo	2.5	1	17	17:21	2/5	40	2/5	40			2/2	100	1	1	2		2	1		2	5	6	6.0
10	SILVA SANDOVAL Francisco	3.0	1	26	26:47	2/5	40	2/5	40			1/4	25	3	4	7	2		1		2	2	5	5.0
5	ROCA Heriberto	1.0	1	22	22:48	2/4	50	2/4	50						2	2		1			2		4	4.0
9	PESSOA Nilton	2.0	1	35	35:23	1/2	50	1/2	50												3		2	2.0
13	MIRANDO Leandro	4.5	1	5	05:06	1/2	50	1/2	50					1	1	2		2				1	2	2.0
14	ALEXANDRE Sergio	2.0	1	8	08:45	0/1	0	0/1	0			1/4	25		1	1			1		2	2	1	1.0
4	SILVA Jose Ricardo	1.5	1	13	13:13										1	1					2		0	0.0
7	SILVA Jose Marcos	4.0	1	0	00:24																		0	0.0
11	SILVA JUNIOR Gelson	3.5	0	0	00:00																		0	0.0
15	SILVA Douglas	3.0	0	0	00:00																		0	0.0
Team/Coach																								
Totals						29/52	56	27/44	61	2/8	25	12/25	48	5	22	27	9	11	6		19	22	72	72.0
Opponents						30/62	48	30/58	52	0/4	0	13/21	62	11	24	35	14	11	10		22	19	73	73.0

#### AVERAGES PER GAME

	BRA	Opponents
Points from Turnovers	12	15
Points in the Paint	30	48
Second Chance Points	4	15
Fast Break Points	4	2

	BRA	Opponents
Total Field Goals Made	0.0	0.0
2 Points Field Goals Made	0.0	0.0
3 Points Field Goals Made	0.0	0.0
Free Throws Made	0.0	0.0
Offensive Rebounds	0.0	0.0
Defensive Rebounds	0.0	0.0
Total Rebounds	0.0	0.0
Assists	0.0	0.0
Fouls	0.0	0.0
Turnovers	0.0	0.0
Steals	0.0	0.0
Blocked Shots	0.0	0.0
Points from Turnovers	12.0	15.0
Points in the Paint	30.0	48.0
Second Chance Points	4.0	15.0
Fast Break Points	4.0	2.0

#### Legend:

%	Shooting Percentage	AS	Assists	BS	Blocked Shots	DR	Defensive Rebounds
FO	Fouls On	GP	Games Played	M/A	Made/Attempt	MIN	Minutes Played
MPG	Minutes Played Per Game	OR	Offensive Rebounds	PF	Fouls	PPG	Points Per Game
PTS	Points	ST	Steals	TO	Turnovers	TOT	Total Rebounds



## CUMULATIVE STATISTICS

累积技术统计表

### BRA - BRAZIL After 2 Games

No.	Name	Sport Class	GP	MIN	MPG	Field Goals		2 Points		3 Points		Free Throws		Rebounds			AS	TO	ST	BS	PF	FO	PTS	PPG
						M/A	%	M/A	%	M/A	%	M/A	%	OR	DR	TOT								
8	NUNES Irio	4.5	2	60	30:28	14/34	41	13/25	52	1/9	11	2/4	50	1	10	11	5	9	3		6	6	31	15.5
6	SILVA Erick	3.5	2	51	25:50	9/12	75	8/9	89	1/3	33	11/17	65		7	7	3	6	2		4	12	30	15.0
12	LIMA Everaldo	2.5	2	38	19:21	7/15	47	7/15	47			2/2	100	3	2	5	2	4	1		3	6	16	8.0
9	PESSOA Nilton	2.0	2	61	30:35	3/7	43	3/6	50	0/1	0	2/2	100	1	1	2				5	1	8	4.0	
10	SILVA SANDOVAL Francisco	3.0	2	45	22:43	3/9	33	3/9	33			2/5	40	4	9	13	3		2		4	3	8	4.0
15	SILVA Douglas	3.0	1	15	15:13	2/3	67	2/3	67			0/5	0	1	1	2		1		1	4	4	4.0	
5	ROCA Heriberto	1.0	2	46	23:00	3/7	43	3/7	43						3	3		3		4	1	6	3.0	
14	ALEXANDRE Sergio	2.0	2	35	17:52	2/11	18	1/6	17	1/5	20	1/4	25		1	1		2	2		4	3	6	3.0
13	MIRANDO Leandro	4.5	2	19	09:31	1/5	20	1/3	33	0/2	0			1	11	12	1	3	2		2	5	2	1.0
7	SILVA Jose Marcos	4.0	2	7	03:42	0/1	0	0/1	0			2/4	50		1	1		1			2	2	1.0	
4	SILVA Jose Ricardo	1.5	2	17	08:36	0/1	0	0/1	0						1	1		1		4		0	0.0	
11	SILVA JUNIOR Gelson	3.5	1	1	01:32													1				0	0.0	
Team/Coach																								
Totals						44/105	42	41/85	48	3/20	15	22/43	51	12	48	60	14	31	12		37	43	113	56.5
Opponents						66/127	52	60/115	52	6/12	50	22/42	52	21	57	78	32	21	23		43	37	160	80.0

#### AVERAGES PER GAME

	BRA	Opponents
Points from Turnovers	19	37
Points in the Paint	46	88
Second Chance Points	6	27
Fast Break Points	8	10

	BRA	Opponents
Total Field Goals Made	0.0	0.0
2 Points Field Goals Made	0.0	0.0
3 Points Field Goals Made	0.0	0.0
Free Throws Made	0.0	0.0
Offensive Rebounds	0.0	0.0
Defensive Rebounds	0.0	0.0
Total Rebounds	0.0	0.0
Assists	0.0	0.0
Fouls	0.0	0.0
Turnovers	0.0	0.0
Steals	0.0	0.0
Blocked Shots	0.0	0.0
Points from Turnovers	9.5	18.5
Points in the Paint	23.0	44.0
Second Chance Points	3.0	13.5
Fast Break Points	4.0	5.0

#### Legend:

%	Shooting Percentage	AS	Assists	BS	Blocked Shots	DR	Defensive Rebounds
FO	Fouls On	GP	Games Played	M/A	Made/Attempt	MIN	Minutes Played
MPG	Minutes Played Per Game	OR	Offensive Rebounds	PF	Fouls	PPG	Points Per Game
PTS	Points	ST	Steals	TO	Turnovers	TOT	Total Rebounds

## CUMULATIVE STATISTICS

累积技术统计表

### BRA - BRAZIL After 3 Games

No.	Name	Sport Class	GP	MIN	MPG	Field Goals		2 Points		3 Points		Free Throws		Rebounds			AS	TO	ST	BS	PF	FO	PTS	PPG
						M/A	%	M/A	%	M/A	%	M/A	%	OR	DR	TOT								
6	SILVA Erick	3.5	3	76	25:32	15/21	71	14/18	78	1/3	33	15/22	68	1	10	11	3	6	4	1	6	17	46	15.3
8	NUNES Irio	4.5	3	90	30:10	18/47	38	15/30	50	3/17	18	2/4	50	3	15	18	10	11	5		7	9	41	13.7
12	LIMA Everaldo	2.5	3	64	21:32	12/28	43	12/27	44	0/1	0	3/4	75	5	5	10	5	7	3		7	8	27	9.0
10	SILVA SANDOVAL Francisco	3.0	3	69	23:12	4/13	31	4/13	31			4/7	57	5	12	17	4	3	3	1	8	5	12	4.0
14	ALEXANDRE Sergio	2.0	3	51	17:11	3/14	21	1/7	14	2/7	29	4/7	57		1	1		2	2		7	4	12	4.0
15	SILVA Douglas	3.0	2	26	13:21	4/6	67	4/6	67			0/5	0	2	5	7	1	3			5	5	8	4.0
9	PESSOA Nilton	2.0	3	87	29:06	4/12	33	4/11	36	0/1	0	2/2	100	1	1	2		4			9	1	10	3.3
5	ROCA Heriberto	1.0	3	66	22:13	4/8	50	4/8	50						3	3		4	1		8	1	8	2.7
13	MIRANDO Leandro	4.5	3	29	09:49	2/8	25	2/6	33	0/2	0	1/2	50	1	15	16	1	4	2	1	3	6	5	1.7
7	SILVA Jose Marcos	4.0	2	7	03:42	0/1	0	0/1	0			2/4	50		1	1		1				2	2	1.0
4	SILVA Jose Ricardo	1.5	3	28	09:21	1/2	50	1/2	50						1	1		2			8		2	0.7
11	SILVA JUNIOR Gelson	3.5	1	1	01:32													1					0	0.0
Team/Coach																								
Totals						67/160	42	61/129	47	6/31	19	33/57	58	20	74	94	24	48	20	3	68	58	173	57.7
Opponents						95/184	52	88/167	53	7/17	41	36/82	44	35	83	118	44	31	29	1	58	68	233	77.7

#### AVERAGES PER GAME

	BRA	Opponents
Points from Turnovers	25	48
Points in the Paint	74	122
Second Chance Points	16	40
Fast Break Points	10	12

	BRA	Opponents
Total Field Goals Made	0.0	0.0
2 Points Field Goals Made	0.0	0.0
3 Points Field Goals Made	0.0	0.0
Free Throws Made	0.0	0.0
Offensive Rebounds	0.0	0.0
Defensive Rebounds	0.0	0.0
Total Rebounds	0.0	0.0
Assists	0.0	0.0
Fouls	0.0	0.0
Turnovers	0.0	0.0
Steals	0.0	0.0
Blocked Shots	0.0	0.0
Points from Turnovers	8.3	16.0
Points in the Paint	24.7	40.6
Second Chance Points	5.3	13.3
Fast Break Points	3.3	4.0

#### Legend:

%	Shooting Percentage	AS	Assists	BS	Blocked Shots	DR	Defensive Rebounds
FO	Fouls On	GP	Games Played	M/A	Made/Attempt	MIN	Minutes Played
MPG	Minutes Played Per Game	OR	Offensive Rebounds	PF	Fouls	PPG	Points Per Game
PTS	Points	ST	Steals	TO	Turnovers	TOT	Total Rebounds



## CUMULATIVE STATISTICS

累积技术统计表

### BRA - BRAZIL After 4 Games

No.	Name	Sport Class	GP	MIN	MPG	Field Goals		2 Points		3 Points		Free Throws		Rebounds			AS	TO	ST	BS	PF	FO	PTS	PPG
						M/A	%	M/A	%	M/A	%	M/A	%	OR	DR	TOT								
6	SILVA Erick	3.5	4	103	25:52	18/31	58	17/26	65	1/5	20	18/25	72	1	15	16	3	6	5	2	9	19	55	13.8
8	NUNES Irio	4.5	4	126	31:35	22/63	35	18/35	51	4/28	14	4/8	50	4	24	28	11	13	5		10	15	52	13.0
12	LIMA Everaldo	2.5	4	89	22:25	16/37	43	16/35	46	0/2	0	3/4	75	5	5	10	9	7	3		11	10	35	8.8
14	ALEXANDRE Sergio	2.0	4	77	19:23	5/18	28	1/7	14	4/11	36	4/11	36		2	2		3	2		10	8	18	4.5
9	PESSOA Nilton	2.0	4	104	26:05	7/19	37	7/17	41	0/2	0	2/2	100	3	1	4		4			13	1	16	4.0
10	SILVA SANDOVAL Francisco	3.0	4	85	21:28	5/17	29	5/17	29			4/7	57	6	14	20	6	3	3	1	13	5	14	3.5
13	MIRANDO Leandro	4.5	4	33	08:25	6/14	43	6/11	55	0/3	0	1/2	50	1	15	16	1	4	2	1	4	7	13	3.3
15	SILVA Douglas	3.0	3	28	09:27	4/7	57	4/7	57			0/5	0	3	5	8	1	3			5	5	8	2.7
5	ROCA Heriberto	1.0	4	91	22:54	5/9	56	5/9	56						4	4		5	1		12	1	10	2.5
4	SILVA Jose Ricardo	1.5	4	40	10:01	1/2	50	1/2	50			1/2	50		1	1		3			13	1	3	0.8
7	SILVA Jose Marcos	4.0	3	17	05:49	0/4	0	0/4	0			2/4	50		2	2		2			1	3	2	0.7
11	SILVA JUNIOR Gelson	3.5	1	1	01:32													1					0	0.0
Team/Coach																								
Totals						89/221	40	80/170	47	9/51	18	39/70	56	26	96	122	31	54	21	4	101	75	226	56.5
Opponents						117/235	50	110/212	52	7/23	30	61/122	50	46	119	165	55	40	30	1	75	101	302	75.5

#### AVERAGES PER GAME

	BRA	Opponents
Points from Turnovers	27	53
Points in the Paint	98	150
Second Chance Points	20	54
Fast Break Points	14	12

	BRA	Opponents
Total Field Goals Made	0.0	0.0
2 Points Field Goals Made	0.0	0.0
3 Points Field Goals Made	0.0	0.0
Free Throws Made	0.0	0.0
Offensive Rebounds	0.0	0.0
Defensive Rebounds	0.0	0.0
Total Rebounds	0.0	0.0
Assists	0.0	0.0
Fouls	0.0	0.0
Turnovers	0.0	0.0
Steals	0.0	0.0
Blocked Shots	0.0	0.0
Points from Turnovers	6.8	13.2
Points in the Paint	24.5	37.5
Second Chance Points	5.0	13.5
Fast Break Points	3.5	3.0

#### Legend:

%	Shooting Percentage	AS	Assists	BS	Blocked Shots	DR	Defensive Rebounds
FO	Fouls On	GP	Games Played	M/A	Made/Attempt	MIN	Minutes Played
MPG	Minutes Played Per Game	OR	Offensive Rebounds	PF	Fouls	PPG	Points Per Game
PTS	Points	ST	Steals	TO	Turnovers	TOT	Total Rebounds

## CUMULATIVE STATISTICS

累积技术统计表

### BRA - BRAZIL After 5 Games

No.	Name	Sport Class	GP	MIN	MPG	Field Goals		2 Points		3 Points		Free Throws		Rebounds			AS	TO	ST	BS	PF	FO	PTS	PPG
						M/A	%	M/A	%	M/A	%	M/A	%	OR	DR	TOT								
6	SILVA Erick	3.5	5	115	23:05	22/37	59	21/32	66	1/5	20	20/28	71	2	19	21	3	6	7	2	10	21	65	13.0
8	NUNES Irio	4.5	5	134	26:48	25/69	36	21/41	51	4/28	14	5/10	50	5	26	31	11	16	5		12	15	59	11.8
12	LIMA Everaldo	2.5	5	123	24:42	25/55	45	25/53	47	0/2	0	5/6	83	5	7	12	17	10	4		15	16	55	11.0
13	MIRANDO Leandro	4.5	5	65	13:11	15/34	44	15/31	48	0/3	0	2/5	40	6	28	34	2	6	4	2	7	10	32	6.4
14	ALEXANDRE Sergio	2.0	4	77	19:23	5/18	28	1/7	14	4/11	36	4/11	36		2	2		3	2		10	8	18	4.5
9	PESSOA Nilton	2.0	5	144	28:52	8/25	32	8/23	35	0/2	0	2/2	100	5	1	6	2	5			14	2	18	3.6
10	SILVA SANDOVAL Francisco	3.0	5	90	18:07	5/19	26	5/19	26			4/7	57	6	15	21	6	3	3	1	14	5	14	2.8
5	ROCA Heriberto	1.0	5	123	24:40	6/13	46	6/13	46						4	4		5	1		13	1	12	2.4
15	SILVA Douglas	3.0	4	29	07:28	4/7	57	4/7	57			0/5	0	4	5	9	1	3			5	5	8	2.0
11	SILVA JUNIOR Gelson	3.5	2	13	06:44	1/3	33	1/3	33			1/1	100		1	1		2	1		1	1	3	1.5
7	SILVA Jose Marcos	4.0	4	33	08:24	1/6	17	1/6	17			2/4	50		4	4	1	3	2		2	3	4	1.0
4	SILVA Jose Ricardo	1.5	5	48	09:40	1/2	50	1/2	50			1/2	50		2	2	1	4			14	2	3	0.6
Team/Coach																								
Totals						118/288	41	109/237	46	9/51	18	46/81	57	40	124	164	44	66	29	5	117	89	291	58.2
Opponents						137/291	47	130/267	49	7/24	29	67/133	50	55	144	199	64	58	32	2	91	116	348	69.6

#### AVERAGES PER GAME

	BRA	Opponents
Points from Turnovers	35	65
Points in the Paint	138	176
Second Chance Points	32	60
Fast Break Points	14	12

	BRA	Opponents
Total Field Goals Made	0.0	0.0
2 Points Field Goals Made	0.0	0.0
3 Points Field Goals Made	0.0	0.0
Free Throws Made	0.0	0.0
Offensive Rebounds	0.0	0.0
Defensive Rebounds	0.0	0.0
Total Rebounds	0.0	0.0
Assists	0.0	0.0
Fouls	0.0	0.0
Turnovers	0.0	0.0
Steals	0.0	0.0
Blocked Shots	0.0	0.0
Points from Turnovers	7.0	13.0
Points in the Paint	27.6	35.2
Second Chance Points	6.4	12.0
Fast Break Points	2.8	2.3

#### Legend:

%	Shooting Percentage	AS	Assists	BS	Blocked Shots	DR	Defensive Rebounds
FO	Fouls On	GP	Games Played	M/A	Made/Attempt	MIN	Minutes Played
MPG	Minutes Played Per Game	OR	Offensive Rebounds	PF	Fouls	PPG	Points Per Game
PTS	Points	ST	Steals	TO	Turnovers	TOT	Total Rebounds



## CUMULATIVE STATISTICS

累积技术统计表

### BRA - BRAZIL After 6 Games

No.	Name	Sport Class	GP	MIN	MPG	Field Goals		2 Points		3 Points		Free Throws		Rebounds			AS	TO	ST	BS	PF	FO	PTS	PPG
						M/A	%	M/A	%	M/A	%	M/A	%	OR	DR	TOT								
12	LIMA Everaldo	2.5	6	163	27:15	32/69	46	32/67	48	0/2	0	6/8	75	5	11	16	23	11	5		17	17	70	11.7
8	NUNES Irio	4.5	6	144	24:05	27/74	36	23/45	51	4/29	14	7/12	58	7	28	35	11	17	6		13	17	65	10.8
6	SILVA Erick	3.5	6	124	20:43	22/38	58	21/33	64	1/5	20	20/28	71	2	20	22	3	7	7	2	11	21	65	10.8
13	MIRANDO Leandro	4.5	6	94	15:46	21/51	41	21/48	44	0/3	0	4/8	50	14	37	51	2	7	5	2	10	13	46	7.7
7	SILVA Jose Marcos	4.0	5	62	12:28	11/23	48	11/23	48			2/6	33	4	6	10	1	4	5		6	8	24	4.8
9	PESSOA Nilton	2.0	6	180	30:00	13/34	38	13/32	41	0/2	0	2/2	100	6	3	9	7	5	1		16	4	28	4.7
14	ALEXANDRE Sergio	2.0	5	83	16:39	5/20	25	1/9	11	4/11	36	4/11	36		2	2	1	3	2		10	8	18	3.6
5	ROCA Heriberto	1.0	6	155	25:59	10/18	56	10/18	56					1	4	5		7	1		16	1	20	3.3
10	SILVA SANDOVAL Francisco	3.0	6	92	15:29	5/20	25	5/20	25			4/7	57	6	15	21	6	3	3	1	14	5	14	2.3
15	SILVA Douglas	3.0	5	30	06:08	5/8	63	5/8	63			0/5	0	4	5	9	1	4			5	5	10	2.0
11	SILVA JUNIOR Gelson	3.5	3	14	04:46	1/3	33	1/3	33			1/1	100		1	1		2	1		1	2	3	1.0
4	SILVA Jose Ricardo	1.5	6	53	08:54	1/2	50	1/2	50			1/2	50		2	2	2	5			15	2	3	0.5
Team/Coach																								
Totals						153/360	43	144/308	47	9/52	17	51/90	57	56	144	200	57	75	36	5	134	103	366	61.0
Opponents						161/341	47	154/314	49	7/27	26	75/147	51	61	168	229	70	75	39	2	105	133	404	67.3

#### AVERAGES PER GAME

	BRA	Opponents
Points from Turnovers	55	67
Points in the Paint	186	200
Second Chance Points	52	66
Fast Break Points	14	12

	BRA	Opponents
Total Field Goals Made	0.0	0.0
2 Points Field Goals Made	0.0	0.0
3 Points Field Goals Made	0.0	0.0
Free Throws Made	0.0	0.0
Offensive Rebounds	0.0	0.0
Defensive Rebounds	0.0	0.0
Total Rebounds	0.0	0.0
Assists	0.0	0.0
Fouls	0.0	0.0
Turnovers	0.0	0.0
Steals	0.0	0.0
Blocked Shots	0.0	0.0
Points from Turnovers	9.2	11.1
Points in the Paint	31.0	33.3
Second Chance Points	8.7	11.0
Fast Break Points	2.3	2.0

#### Legend:

%	Shooting Percentage	AS	Assists	BS	Blocked Shots	DR	Defensive Rebounds
FO	Fouls On	GP	Games Played	M/A	Made/Attempt	MIN	Minutes Played
MPG	Minutes Played Per Game	OR	Offensive Rebounds	PF	Fouls	PPG	Points Per Game
PTS	Points	ST	Steals	TO	Turnovers	TOT	Total Rebounds

## CUMULATIVE STATISTICS

累积技术统计表

### BRA - BRAZIL After 6 Games

No.	Name	Sport Class	GP	MIN	MPG	Field Goals		2 Points		3 Points		Free Throws		Rebounds			AS	TO	ST	BS	PF	FO	PTS	PPG
						M/A	%	M/A	%	M/A	%	M/A	%	OR	DR	TOT								
12	LIMA Everaldo	2.5	6	163	27:15	32/69	46	32/67	48	0/2	0	6/8	75	5	11	16	23	11	5		17	17	70	11.7
8	NUNES Irio	4.5	6	144	24:05	27/74	36	23/45	51	4/29	14	7/12	58	7	28	35	11	17	6		13	17	65	10.8
6	SILVA Erick	3.5	6	124	20:43	22/38	58	21/33	64	1/5	20	20/28	71	2	20	22	3	7	7	2	11	21	65	10.8
13	MIRANDO Leandro	4.5	6	94	15:46	21/51	41	21/48	44	0/3	0	4/8	50	14	37	51	2	7	5	2	10	13	46	7.7
7	SILVA Jose Marcos	4.0	5	62	12:28	11/23	48	11/23	48			2/6	33	4	6	10	1	4	5		6	8	24	4.8
9	PESSOA Nilton	2.0	6	180	30:00	13/34	38	13/32	41	0/2	0	2/2	100	6	3	9	7	5	1		16	4	28	4.7
14	ALEXANDRE Sergio	2.0	5	83	16:39	5/20	25	1/9	11	4/11	36	4/11	36		2	2	1	3	2		10	8	18	3.6
5	ROCA Heriberto	1.0	6	155	25:59	10/18	56	10/18	56					1	4	5		7	1		16	1	20	3.3
10	SILVA SANDOVAL Francisco	3.0	6	92	15:29	5/20	25	5/20	25			4/7	57	6	15	21	6	3	3	1	14	5	14	2.3
15	SILVA Douglas	3.0	5	30	06:08	5/8	63	5/8	63			0/5	0	4	5	9	1	4			5	5	10	2.0
11	SILVA JUNIOR Gelson	3.5	3	14	04:46	1/3	33	1/3	33			1/1	100		1	1		2	1		1	2	3	1.0
4	SILVA Jose Ricardo	1.5	6	53	08:54	1/2	50	1/2	50			1/2	50		2	2	2	5			15	2	3	0.5
Team/Coach																								
Totals						153/360	43	144/308	47	9/52	17	51/90	57	56	144	200	57	75	36	5	134	103	366	61.0
Opponents						161/341	47	154/314	49	7/27	26	75/147	51	61	168	229	70	75	39	2	105	133	404	67.3

#### AVERAGES PER GAME

	BRA	Opponents
Points from Turnovers	55	67
Points in the Paint	186	200
Second Chance Points	52	66
Fast Break Points	14	12

	BRA	Opponents
Total Field Goals Made	25.5	26.8
2 Points Field Goals Made	24.0	25.7
3 Points Field Goals Made	1.5	1.2
Free Throws Made	8.5	12.5
Offensive Rebounds	9.3	10.2
Defensive Rebounds	24.0	28.0
Total Rebounds	33.3	38.2
Assists	9.5	11.7
Fouls	22.3	17.5
Turnovers	12.5	12.5
Steals	6.0	6.5
Blocked Shots	0.8	0.3
Points from Turnovers	9.2	11.1
Points in the Paint	31.0	33.3
Second Chance Points	8.7	11.0
Fast Break Points	2.3	2.0

#### Legend:

%	Shooting Percentage	AS	Assists	BS	Blocked Shots	DR	Defensive Rebounds
FO	Fouls On	GP	Games Played	M/A	Made/Attempt	MIN	Minutes Played
MPG	Minutes Played Per Game	OR	Offensive Rebounds	PF	Fouls	PPG	Points Per Game
PTS	Points	ST	Steals	TO	Turnovers	TOT	Total Rebounds

## CUMULATIVE STATISTICS

累积技术统计表

### BRA - BRAZIL After 7 Games

No.	Name	Sport Class	GP	MIN	MPG	Field Goals		2 Points		3 Points		Free Throws		Rebounds			AS	TO	ST	BS	PF	FO	PTS	PPG					
						M/A	%	M/A	%	M/A	%	M/A	%	OR	DR	TOT													
12	LIMA Everaldo	2.5	7	197	28:13	36/81	44	36/79	46	0/2	0	6/8	75	6	12	18	26	17	10		18	19	78	11.1					
6	SILVA Erick	3.5	7	129	18:33	23/41	56	22/36	61	1/5	20	21/30	70	2	20	22	3	8	7	2	11	22	68	9.7					
8	NUNES Irio	4.5	7	158	22:34	28/78	36	24/47	51	4/31	13	7/12	58	7	29	36	12	17	8		14	18	67	9.6					
13	MIRANDO Leandro	4.5	7	118	16:51	28/70	40	28/66	42	0/4	0	7/12	58	19	43	62	2	7	7	2	11	19	63	9.0					
7	SILVA Jose Marcos	4.0	6	84	14:02	20/36	56	20/36	56			2/6	33	9	8	17	1	7	5		9	8	42	7.0					
9	PESSOA Nilton	2.0	7	201	28:47	16/40	40	16/38	42	0/2	0	2/2	100	7	3	10	7	6	1		18	6	34	4.9					
5	ROCA Heriberto	1.0	7	187	26:50	14/24	58	14/24	58					2	4	6		7	4		16	1	28	4.0					
14	ALEXANDRE Sergio	2.0	6	91	15:13	5/20	25	1/9	11	4/11	36	4/11	36		2	2	1	3	2		11	8	18	3.0					
10	SILVA SANDOVAL Francisco	3.0	7	108	15:29	6/23	26	6/23	26			4/7	57	7	18	25	8	3	5	1	15	7	16	2.3					
15	SILVA Douglas	3.0	6	40	06:47	6/10	60	6/10	60			0/5	0	4	6	10	1	6			5	5	12	2.0					
11	SILVA JUNIOR Gelson	3.5	4	19	04:49	2/5	40	2/5	40			1/1	100	1	1	2		3	1		1	2	5	1.3					
4	SILVA Jose Ricardo	1.5	7	61	08:44	1/2	50	1/2	50			1/2	50		2	2	2	5			16	2	3	0.4					
Team/Coach																						4							
Totals						185/430	43	176/375	47	9/55	16	55/96	57	73	160	233	63	93	50	5	145	117	434	62.0					
Opponents						180/383	47	170/350	49	10/33	30	80/154	52	66	190	256	76	107	49	2	119	144	450	64.3					

#### AVERAGES PER GAME

	BRA	Opponents
Points from Turnovers	73	74
Points in the Paint	240	226
Second Chance Points	80	66
Fast Break Points	14	12

	BRA	Opponents
Total Field Goals Made	26.4	25.7
2 Points Field Goals Made	25.1	24.3
3 Points Field Goals Made	1.3	1.4
Free Throws Made	7.9	11.4
Offensive Rebounds	10.4	9.4
Defensive Rebounds	22.9	27.1
Total Rebounds	33.3	36.6
Assists	9.0	10.9
Fouls	20.7	17.0
Turnovers	13.3	15.3
Steals	7.1	7.0
Blocked Shots	0.7	0.3
Points from Turnovers	10.4	10.5
Points in the Paint	34.3	32.2
Second Chance Points	11.4	9.4
Fast Break Points	2.0	1.7

#### Legend:

%	Shooting Percentage	AS	Assists	BS	Blocked Shots	DR	Defensive Rebounds
FO	Fouls On	GP	Games Played	M/A	Made/Attempt	MIN	Minutes Played
MPG	Minutes Played Per Game	OR	Offensive Rebounds	PF	Fouls	PPG	Points Per Game
PTS	Points	ST	Steals	TO	Turnovers	TOT	Total Rebounds



## CUMULATIVE STATISTICS

累积技术统计表

### CAN - CANADA After 1 Game

No.	Name	Sport Class	GP	MIN	MPG	Field Goals		2 Points		3 Points		Free Throws		Rebounds			AS	TO	ST	BS	PF	FO	PTS	PPG			
						M/A	%	M/A	%	M/A	%	M/A	%	OR	DR	TOT											
12	ANDERSON Patrick	4.5	1	30	30:00	9/17	53	7/11	64	2/6	33	9/15	60		12	12	5	2		1	1	11	29	29.0			
15	ENG David	4.5	1	15	15:31	3/10	30	3/10	30			4/4	100	2	1	3		1		1	1	2	10	10.0			
11	BORISOFF Jaimie	1.0	1	33	33:03	2/4	50	2/4	50			0/1	0		1	1	1	2			3	2	4	4.0			
5	ROUILLARD Yvon	3.0	1	14	14:47	2/4	50	2/4	50					1	1	2	1		1		1	2	4	4.0			
4	DUREPOS David	3.5	1	10	10:00	2/6	33	2/5	40	0/1	0						1	1	1		1		4	4.0			
8	JOHNSON Joey	4.5	1	14	14:29	1/3	33	1/3	33			1/3	33	2	3	5	2	1			5	3	3	3.0			
7	PETER Richard	2.5	1	25	25:13	1/7	14	1/7	14					1	4	5		2	1		3	2	2	2.0			
13	STOUTENBERG Chris	1.0	1	24	24:56	1/5	20	1/5	20						3	3	1	1			5		2	2.0			
14	DINI Abditatch	1.0	1	12	12:01	1/2	50	1/2	50						2	2							2	2.0			
9	NORTON Ross	2.0	1	10	10:00	1/2	50	1/2	50						2	2		1			2		2	2.0			
10	LANCIA Adam	4.5	1	10	10:00	0/4	0	0/3	0	0/1	0				4	4	1	1				3	0	0.0			
6	HEDGES Robert	2.5	0	0	00:00																		0	0.0			
Team/Coach																						1					
Totals						23/64	36	21/56	38	2/8	25	14/23	61	8	38	46	12	12	3	2	23	25	62	62.0			
Opponents						22/65	34	22/56	39	0/9	0	15/29	52	8	37	45	10	11	5		25	22	59	59.0			

#### AVERAGES PER GAME

	CAN	Opponents
Points from Turnovers	6	5
Points in the Paint	26	22
Second Chance Points	4	4
Fast Break Points	4	2

	CAN	Opponents
Total Field Goals Made	0.0	0.0
2 Points Field Goals Made	0.0	0.0
3 Points Field Goals Made	0.0	0.0
Free Throws Made	0.0	0.0
Offensive Rebounds	0.0	0.0
Defensive Rebounds	0.0	0.0
Total Rebounds	0.0	0.0
Assists	0.0	0.0
Fouls	0.0	0.0
Turnovers	0.0	0.0
Steals	0.0	0.0
Blocked Shots	0.0	0.0
Points from Turnovers	6.0	5.0
Points in the Paint	26.0	22.0
Second Chance Points	4.0	4.0
Fast Break Points	4.0	2.0

#### Legend:

%	Shooting Percentage	AS	Assists	BS	Blocked Shots	DR	Defensive Rebounds
FO	Fouls On	GP	Games Played	M/A	Made/Attempt	MIN	Minutes Played
MPG	Minutes Played Per Game	OR	Offensive Rebounds	PF	Fouls	PPG	Points Per Game
PTS	Points	ST	Steals	TO	Turnovers	TOT	Total Rebounds



## CUMULATIVE STATISTICS

累积技术统计表

### CAN - CANADA After 2 Games

No.	Name	Sport Class	GP	MIN	MPG	Field Goals		2 Points		3 Points		Free Throws		Rebounds			AS	TO	ST	BS	PF	FO	PTS	PPG			
						M/A	%	M/A	%	M/A	%	M/A	%	OR	DR	TOT											
12	ANDERSON Patrick	4.5	2	43	21:48	14/26	54	12/20	60	2/6	33	15/24	63	4	16	20	10	3	2	2	1	16	45	22.5			
15	ENG David	4.5	2	33	16:38	6/18	33	6/18	33			4/6	67	2	1	3		3		1	3	5	16	8.0			
4	DUREPOS David	3.5	2	30	15:00	6/14	43	4/9	44	2/5	40	2/2	100	1	2	3	8	4	2		3	1	16	8.0			
7	PETER Richard	2.5	2	51	25:59	7/19	37	7/19	37					3	7	10		5	2		3	3	14	7.0			
8	JOHNSON Joey	4.5	2	33	16:33	3/7	43	3/7	43			7/11	64	3	5	8	5	1	4	1	5	10	13	6.5			
10	LANCIA Adam	4.5	2	20	10:00	4/12	33	3/9	33	1/3	33	2/5	40	1	7	8	2	1			1	6	11	5.5			
5	ROUILLARD Yvon	3.0	2	28	14:00	5/8	63	5/8	63					2	2	4	1	1	1		2	3	10	5.0			
9	NORTON Ross	2.0	2	21	10:56	3/4	75	3/4	75						2	2	2	1	1		3	1	6	3.0			
11	BORISOFF Jaimie	1.0	2	56	28:20	2/6	33	2/6	33			1/3	33		1	1	4	2			4	3	5	2.5			
14	DINI Abditatch	1.0	2	25	12:37	2/3	67	2/3	67						3	3							4	2.0			
13	STOUTENBERG Chris	1.0	2	48	24:02	1/7	14	1/7	14						5	5	1	1			6		2	1.0			
6	HEDGES Robert	2.5	1	8	08:08	0/1	0	0/1	0					1	1	2			1		1		0	0.0			
Team/Coach																						1					
Totals						53/125	42	48/111	43	5/14	36	31/51	61	22	63	85	33	22	13	4	33	48	142	71.0			
Opponents						46/121	38	40/101	40	6/20	30	16/32	50	15	59	74	17	30	12	1	48	32	114	57.0			

#### AVERAGES PER GAME

	CAN	Opponents
Points from Turnovers	21	14
Points in the Paint	76	48
Second Chance Points	22	12
Fast Break Points	6	8

	CAN	Opponents
Total Field Goals Made	0.0	0.0
2 Points Field Goals Made	0.0	0.0
3 Points Field Goals Made	0.0	0.0
Free Throws Made	0.0	0.0
Offensive Rebounds	0.0	0.0
Defensive Rebounds	0.0	0.0
Total Rebounds	0.0	0.0
Assists	0.0	0.0
Fouls	0.0	0.0
Turnovers	0.0	0.0
Steals	0.0	0.0
Blocked Shots	0.0	0.0
Points from Turnovers	10.5	7.0
Points in the Paint	38.0	24.0
Second Chance Points	11.0	6.0
Fast Break Points	3.0	4.0

#### Legend:

%	Shooting Percentage	AS	Assists	BS	Blocked Shots	DR	Defensive Rebounds
FO	Fouls On	GP	Games Played	M/A	Made/Attempt	MIN	Minutes Played
MPG	Minutes Played Per Game	OR	Offensive Rebounds	PF	Fouls	PPG	Points Per Game
PTS	Points	ST	Steals	TO	Turnovers	TOT	Total Rebounds



## CUMULATIVE STATISTICS

累积技术统计表

### CAN - CANADA After 3 Games

No.	Name	Sport Class	GP	MIN	MPG	Field Goals		2 Points		3 Points		Free Throws		Rebounds			AS	TO	ST	BS	PF	FO	PTS	PPG							
						M/A	%	M/A	%	M/A	%	M/A	%	OR	DR	TOT															
12	ANDERSON Patrick	4.5	3	70	23:22	20/41	49	17/33	52	3/8	38	17/30	57	9	30	39	16	6	4	3	5	24	60	20.0							
15	ENG David	4.5	3	47	15:51	9/23	39	8/22	36	1/1	100	8/12	67	2	4	6		4		1	5	10	27	9.0							
7	PETER Richard	2.5	3	80	26:43	12/27	44	12/27	44			2/4	50	4	11	15	1	8	2		5	5	26	8.7							
8	JOHNSON Joey	4.5	3	51	17:18	6/13	46	6/13	46			9/17	53	5	12	17	6	3	6	1	5	13	21	7.0							
4	DUREPOS David	3.5	3	50	16:40	7/25	28	4/16	25	3/9	33	2/2	100	2	6	8	12	8	3		6	2	19	6.3							
10	LANCIA Adam	4.5	3	20	06:48	4/12	33	3/9	33	1/3	33	2/5	40	1	7	8	2	1			2	6	11	3.7							
9	NORTON Ross	2.0	3	40	13:36	5/9	56	5/9	56						3	3	3	1	1		4	2	10	3.3							
5	ROUILLARD Yvon	3.0	3	38	12:40	5/8	63	5/8	63			0/2	0	2	2	4	1	2	1		2	4	10	3.3							
14	DINI Abditatch	1.0	3	55	18:34	4/6	67	4/6	67					1	7	8		2			1		8	2.7							
11	BORISOFF Jaimie	1.0	3	72	24:07	3/8	38	3/8	38			1/3	33		1	1	6	4	1		4	3	7	2.3							
13	STOUTENBERG Chris	1.0	3	61	20:38	2/8	25	2/8	25			1/2	50		6	6	4	1			10	1	5	1.7							
6	HEDGES Robert	2.5	2	11	05:30	0/1	0	0/1	0					1	1	2					2	1	0	0.0							
Team/Coach																						1					1				
Totals						77/181	43	69/160	43	8/21	38	42/77	55	34	102	136	51	41	19	5	52	71	204	68.0							
Opponents						67/184	36	59/159	37	8/25	32	24/50	48	23	88	111	27	43	21	2	71	51	166	55.3							

#### AVERAGES PER GAME

	CAN	Opponents
Points from Turnovers	29	18
Points in the Paint	116	68
Second Chance Points	29	16
Fast Break Points	6	10

	CAN	Opponents
Total Field Goals Made	0.0	0.0
2 Points Field Goals Made	0.0	0.0
3 Points Field Goals Made	0.0	0.0
Free Throws Made	0.0	0.0
Offensive Rebounds	0.0	0.0
Defensive Rebounds	0.0	0.0
Total Rebounds	0.0	0.0
Assists	0.0	0.0
Fouls	0.0	0.0
Turnovers	0.0	0.0
Steals	0.0	0.0
Blocked Shots	0.0	0.0
Points from Turnovers	9.7	6.0
Points in the Paint	38.7	22.6
Second Chance Points	9.7	5.3
Fast Break Points	2.0	3.3

#### Legend:

%	Shooting Percentage	AS	Assists	BS	Blocked Shots	DR	Defensive Rebounds
FO	Fouls On	GP	Games Played	M/A	Made/Attempt	MIN	Minutes Played
MPG	Minutes Played Per Game	OR	Offensive Rebounds	PF	Fouls	PPG	Points Per Game
PTS	Points	ST	Steals	TO	Turnovers	TOT	Total Rebounds



## CUMULATIVE STATISTICS

累积技术统计表

### CAN - CANADA After 4 Games

No.	Name	Sport Class	GP	MIN	MPG	Field Goals		2 Points		3 Points		Free Throws		Rebounds			AS	TO	ST	BS	PF	FO	PTS	PPG							
						M/A	%	M/A	%	M/A	%	M/A	%	OR	DR	TOT															
12	ANDERSON Patrick	4.5	4	90	22:39	26/52	50	23/44	52	3/8	38	17/30	57	13	36	49	21	6	6	3	6	26	72	18.0							
4	DUREPOS David	3.5	4	70	17:30	17/40	43	12/27	44	5/13	38	2/2	100	2	10	12	14	11	4		8	3	41	10.3							
7	PETER Richard	2.5	4	110	27:32	15/37	41	15/37	41			3/6	50	7	11	18	2	8	2		7	7	33	8.3							
15	ENG David	4.5	4	61	15:22	11/29	38	10/27	37	1/2	50	8/12	67	3	8	11	1	4	1	1	6	11	31	7.8							
8	JOHNSON Joey	4.5	4	67	16:57	9/19	47	9/19	47			10/23	43	9	19	28	11	4	8	1	8	21	28	7.0							
10	LANCIA Adam	4.5	4	30	07:30	8/22	36	6/18	33	2/4	50	2/5	40	3	8	11	3	4	1		5	8	20	5.0							
5	ROUILLARD Yvon	3.0	4	48	12:00	8/13	62	8/13	62			0/4	0	4	3	7	1	2	2		2	6	16	4.0							
11	BORISOFF Jaimie	1.0	4	96	24:01	6/14	43	6/14	43			1/3	33	2	1	3	7	6	1		7	3	13	3.3							
9	NORTON Ross	2.0	4	50	12:42	5/10	50	5/10	50						3	3	3	1	2		6	2	10	2.5							
14	DINI Abditatch	1.0	4	69	17:24	4/6	67	4/6	67					1	8	9	1	2	1		2	1	8	2.0							
13	STOUTENBERG Chris	1.0	4	84	21:04	3/13	23	3/13	23			1/2	50	1	7	8	4	2	1		12	1	7	1.8							
6	HEDGES Robert	2.5	3	21	07:00	0/1	0	0/1	0					1	1	2					3	1	0	0.0							
Team/Coach																						1					1				
Totals						112/256	44	101/229	44	11/27	41	44/87	51	56	131	187	68	51	30	5	73	90	279	69.8							
Opponents						83/232	36	71/196	36	12/36	33	36/71	51	30	111	141	37	58	26	2	90	72	214	53.5							

### AVERAGES PER GAME

	CAN	Opponents
Points from Turnovers	46	26
Points in the Paint	160	82
Second Chance Points	56	21
Fast Break Points	6	10

	CAN	Opponents
Total Field Goals Made	0.0	0.0
2 Points Field Goals Made	0.0	0.0
3 Points Field Goals Made	0.0	0.0
Free Throws Made	0.0	0.0
Offensive Rebounds	0.0	0.0
Defensive Rebounds	0.0	0.0
Total Rebounds	0.0	0.0
Assists	0.0	0.0
Fouls	0.0	0.0
Turnovers	0.0	0.0
Steals	0.0	0.0
Blocked Shots	0.0	0.0
Points from Turnovers	11.5	6.5
Points in the Paint	40.0	20.5
Second Chance Points	14.0	5.2
Fast Break Points	1.5	2.5

#### Legend:

%	Shooting Percentage	AS	Assists	BS	Blocked Shots	DR	Defensive Rebounds
FO	Fouls On	GP	Games Played	M/A	Made/Attempt	MIN	Minutes Played
MPG	Minutes Played Per Game	OR	Offensive Rebounds	PF	Fouls	PPG	Points Per Game
PTS	Points	ST	Steals	TO	Turnovers	TOT	Total Rebounds



## CUMULATIVE STATISTICS

累积技术统计表

### CAN - CANADA After 5 Games

No.	Name	Sport Class	GP	MIN	MPG	Field Goals		2 Points		3 Points		Free Throws		Rebounds			AS	TO	ST	BS	PF	FO	PTS	PPG					
						M/A	%	M/A	%	M/A	%	M/A	%	OR	DR	TOT													
12	ANDERSON Patrick	4.5	5	110	22:07	34/66	52	31/56	55	3/10	30	20/33	61	16	38	54	26	9	6	3	8	32	91	18.2					
7	PETER Richard	2.5	5	128	25:38	24/48	50	24/48	50			5/9	56	8	12	20	4	10	2		10	10	53	10.6					
4	DUREPOS David	3.5	5	84	16:51	22/49	45	17/34	50	5/15	33	4/4	100	3	12	15	16	12	4		9	3	53	10.6					
8	JOHNSON Joey	4.5	5	89	17:49	13/24	54	13/24	54			14/33	42	9	23	32	13	5	11	1	9	27	40	8.0					
15	ENG David	4.5	5	80	16:00	13/33	39	12/31	39	1/2	50	9/14	64	4	11	15	2	7	1	1	7	12	36	7.2					
5	ROUILLARD Yvon	3.0	5	63	12:44	12/22	55	12/22	55			0/4	0	8	3	11	1	2	2		5	6	24	4.8					
10	LANCIA Adam	4.5	5	35	07:11	9/26	35	7/22	32	2/4	50	4/7	57	3	10	13	3	5	1		6	9	24	4.8					
9	NORTON Ross	2.0	5	65	13:01	8/13	62	8/13	62					1	4	5	4	1	2		6	2	16	3.2					
11	BORISOFF Jaimie	1.0	5	118	23:37	7/19	37	7/19	37			1/3	33	2	4	6	10	7	2		10	3	15	3.0					
14	DINI Abditatch	1.0	5	88	17:37	5/8	63	5/8	63					1	8	9	1	3	2		2	1	10	2.0					
13	STOUTENBERG Chris	1.0	5	109	21:53	4/16	25	4/16	25			1/2	50	1	8	9	6	2	1		16	1	9	1.8					
6	HEDGES Robert	2.5	4	27	06:48	0/2	0	0/2	0			1/2	50	1	1	2		2	2		3	2	1	0.3					
Team/Coach																						1				1			
Totals						151/326	46	140/295	47	11/31	35	59/111	53	68	158	226	86	66	36	5	92	108	372	74.4					
Opponents						101/282	36	80/225	36	21/57	37	53/100	53	39	135	174	41	85	37	3	110	91	276	55.2					

#### AVERAGES PER GAME

	CAN	Opponents
Points from Turnovers	66	29
Points in the Paint	228	92
Second Chance Points	72	36
Fast Break Points	16	10

	CAN	Opponents
Total Field Goals Made	0.0	0.0
2 Points Field Goals Made	0.0	0.0
3 Points Field Goals Made	0.0	0.0
Free Throws Made	0.0	0.0
Offensive Rebounds	0.0	0.0
Defensive Rebounds	0.0	0.0
Total Rebounds	0.0	0.0
Assists	0.0	0.0
Fouls	0.0	0.0
Turnovers	0.0	0.0
Steals	0.0	0.0
Blocked Shots	0.0	0.0
Points from Turnovers	13.2	5.7
Points in the Paint	45.6	18.3
Second Chance Points	14.4	7.2
Fast Break Points	3.2	2.0

#### Legend:

%	Shooting Percentage	AS	Assists	BS	Blocked Shots	DR	Defensive Rebounds
FO	Fouls On	GP	Games Played	M/A	Made/Attempt	MIN	Minutes Played
MPG	Minutes Played Per Game	OR	Offensive Rebounds	PF	Fouls	PPG	Points Per Game
PTS	Points	ST	Steals	TO	Turnovers	TOT	Total Rebounds



## CUMULATIVE STATISTICS

累积技术统计表

### CAN - CANADA After 6 Games

No.	Name	Sport Class	GP	MIN	MPG	Field Goals		2 Points		3 Points		Free Throws		Rebounds			AS	TO	ST	BS	PF	FO	PTS	PPG							
						M/A	%	M/A	%	M/A	%	M/A	%	OR	DR	TOT															
12	ANDERSON Patrick	4.5	6	138	23:03	41/79	52	38/66	58	3/13	23	23/39	59	17	49	66	28	11	9	3	10	38	108	18.0							
7	PETER Richard	2.5	6	160	26:41	29/58	50	29/58	50			8/14	57	11	17	28	6	13	4		13	15	66	11.0							
4	DUREPOS David	3.5	6	96	16:05	23/56	41	17/37	46	6/19	32	4/4	100	3	13	16	20	13	4		9	4	56	9.3							
8	JOHNSON Joey	4.5	6	120	20:02	15/32	47	15/32	47			16/37	43	13	35	48	13	7	13	2	13	34	46	7.7							
15	ENG David	4.5	6	87	14:32	14/35	40	13/33	39	1/2	50	10/16	63	4	11	15	2	7	1	1	7	13	39	6.5							
5	ROUILLARD Yvon	3.0	6	71	11:58	12/23	52	12/23	52			1/6	17	9	6	15	1	4	2		7	8	25	4.2							
10	LANCIA Adam	4.5	6	37	06:16	9/28	32	7/24	29	2/4	50	4/7	57	3	11	14	3	6	1		6	9	24	4.0							
11	BORISOFF Jaimie	1.0	6	142	23:42	9/24	38	9/24	38			3/5	60	3	7	10	11	7	3		12	4	21	3.5							
9	NORTON Ross	2.0	6	72	12:00	8/14	57	8/14	57					2	5	7	4	2	2		6	2	16	2.7							
13	STOUTENBERG Chris	1.0	6	133	22:14	6/22	27	6/22	27			1/2	50	1	8	9	8	3	1		17	1	13	2.2							
14	DINI Abditatch	1.0	6	107	17:57	6/9	67	6/9	67					1	8	9	1	6	2		4	2	12	2.0							
6	HEDGES Robert	2.5	5	32	06:30	0/2	0	0/2	0			1/2	50	1	1	2		3	2		3	2	1	0.2							
Team/Coach																						1					1				
Totals						172/382	45	160/344	47	12/38	32	71/132	54	80	198	278	97	83	44	6	108	132	427	71.2							
Opponents						120/351	34	99/281	35	21/70	30	62/116	53	53	163	216	47	95	47	3	134	107	323	53.8							

#### AVERAGES PER GAME

	CAN	Opponents
Points from Turnovers	67	37
Points in the Paint	266	126
Second Chance Points	85	47
Fast Break Points	18	10

	CAN	Opponents
Total Field Goals Made	0.0	0.0
2 Points Field Goals Made	0.0	0.0
3 Points Field Goals Made	0.0	0.0
Free Throws Made	0.0	0.0
Offensive Rebounds	0.0	0.0
Defensive Rebounds	0.0	0.0
Total Rebounds	0.0	0.0
Assists	0.0	0.0
Fouls	0.0	0.0
Turnovers	0.0	0.0
Steals	0.0	0.0
Blocked Shots	0.0	0.0
Points from Turnovers	11.2	6.1
Points in the Paint	44.3	21.0
Second Chance Points	14.2	7.8
Fast Break Points	3.0	1.6

#### Legend:

%	Shooting Percentage	AS	Assists	BS	Blocked Shots	DR	Defensive Rebounds
FO	Fouls On	GP	Games Played	M/A	Made/Attempt	MIN	Minutes Played
MPG	Minutes Played Per Game	OR	Offensive Rebounds	PF	Fouls	PPG	Points Per Game
PTS	Points	ST	Steals	TO	Turnovers	TOT	Total Rebounds

## CUMULATIVE STATISTICS

累积技术统计表

### CAN - CANADA After 7 Games

No.	Name	Sport Class	GP	MIN	MPG	Field Goals		2 Points		3 Points		Free Throws		Rebounds			AS	TO	ST	BS	PF	FO	PTS	PPG		
						M/A	%	M/A	%	M/A	%	M/A	%	OR	DR	TOT										
12	ANDERSON Patrick	4.5	7	186	26:41	50/98	51	44/78	56	6/20	30	35/57	61	19	68	87	34	15	10	3	13	51	141	20.1		
7	PETER Richard	2.5	7	202	28:51	34/67	51	34/67	51			8/16	50	12	27	39	6	16	5		18	17	76	10.9		
8	JOHNSON Joey	4.5	7	149	21:19	18/39	46	18/38	47	0/1	0	23/51	45	17	44	61	14	11	15	2	17	46	59	8.4		
4	DUREPOS David	3.5	7	109	15:34	24/61	39	18/41	44	6/20	30	5/5	100	3	14	17	23	14	6		10	5	59	8.4		
15	ENG David	4.5	7	95	13:36	15/37	41	14/35	40	1/2	50	10/16	63	4	12	16	3	9	1	1	9	14	41	5.9		
11	BORISOFF Jaimie	1.0	7	186	26:39	12/31	39	12/31	39			3/5	60	4	10	14	14	10	4		13	6	27	3.9		
5	ROUILLARD Yvon	3.0	7	74	10:37	12/24	50	12/23	52	0/1	0	1/6	17	9	6	15	1	4	2		7	8	25	3.6		
10	LANCIA Adam	4.5	7	39	05:40	9/28	32	7/24	29	2/4	50	4/9	44	3	12	15	3	7	1		9	10	24	3.4		
9	NORTON Ross	2.0	6	72	12:00	8/14	57	8/14	57					2	5	7	4	2	2		6	2	16	2.7		
13	STOUTENBERG Chris	1.0	7	163	23:20	7/29	24	7/29	24			1/2	50	2	9	11	11	7	1	1	20	1	15	2.1		
14	DINI Abditatch	1.0	7	120	17:16	6/12	50	6/12	50					1	9	10	1	6	2		5	2	12	1.7		
6	HEDGES Robert	2.5	6	50	08:26	0/5	0	0/5	0			1/2	50	1	1	2	1	3	3		4	3	1	0.2		
Team/Coach																					1					
Totals						195/445	44	180/397	45	15/48	31	91/169	54	89	250	339	115	105	52	7	132	165	496	70.9		
Opponents						147/431	34	122/351	35	25/80	31	66/135	49	61	199	260	64	106	59	4	168	130	385	55.0		

#### AVERAGES PER GAME

	CAN	Opponents
Points from Turnovers	75	43
Points in the Paint	302	158
Second Chance Points	91	49
Fast Break Points	22	12

	CAN	Opponents
Total Field Goals Made	0.0	0.0
2 Points Field Goals Made	0.0	0.0
3 Points Field Goals Made	0.0	0.0
Free Throws Made	0.0	0.0
Offensive Rebounds	0.0	0.0
Defensive Rebounds	0.0	0.0
Total Rebounds	0.0	0.0
Assists	0.0	0.0
Fouls	0.0	0.0
Turnovers	0.0	0.0
Steals	0.0	0.0
Blocked Shots	0.0	0.0
Points from Turnovers	10.7	6.1
Points in the Paint	43.1	22.5
Second Chance Points	13.0	7.0
Fast Break Points	3.1	1.7

#### Legend:

%	Shooting Percentage	AS	Assists	BS	Blocked Shots	DR	Defensive Rebounds
FO	Fouls On	GP	Games Played	M/A	Made/Attempt	MIN	Minutes Played
MPG	Minutes Played Per Game	OR	Offensive Rebounds	PF	Fouls	PPG	Points Per Game
PTS	Points	ST	Steals	TO	Turnovers	TOT	Total Rebounds



## CUMULATIVE STATISTICS

累积技术统计表

### CAN - CANADA After 7 Games

No.	Name	Sport Class	GP	MIN	MPG	Field Goals		2 Points		3 Points		Free Throws		Rebounds			AS	TO	ST	BS	PF	FO	PTS	PPG					
						M/A	%	M/A	%	M/A	%	M/A	%	OR	DR	TOT													
12	ANDERSON Patrick	4.5	7	186	26:41	50/98	51	44/78	56	6/20	30	35/57	61	19	68	87	34	15	10	3	13	51	141	20.1					
7	PETER Richard	2.5	7	202	28:51	34/67	51	34/67	51			8/16	50	12	27	39	6	16	5		18	17	76	10.9					
8	JOHNSON Joey	4.5	7	149	21:19	18/39	46	18/38	47	0/1	0	23/51	45	17	44	61	14	11	15	2	17	46	59	8.4					
4	DUREPOS David	3.5	7	109	15:34	24/61	39	18/41	44	6/20	30	5/5	100	3	14	17	23	14	6		10	5	59	8.4					
15	ENG David	4.5	7	95	13:36	15/37	41	14/35	40	1/2	50	10/16	63	4	12	16	3	9	1	1	9	14	41	5.9					
11	BORISOFF Jaimie	1.0	7	186	26:39	12/31	39	12/31	39			3/5	60	4	10	14	14	10	4		13	6	27	3.9					
5	ROUILLARD Yvon	3.0	7	74	10:37	12/24	50	12/23	52	0/1	0	1/6	17	9	6	15	1	4	2		7	8	25	3.6					
10	LANCIA Adam	4.5	7	39	05:40	9/28	32	7/24	29	2/4	50	4/9	44	3	12	15	3	7	1		9	10	24	3.4					
9	NORTON Ross	2.0	6	72	12:00	8/14	57	8/14	57					2	5	7	4	2	2		6	2	16	2.7					
13	STOUTENBERG Chris	1.0	7	163	23:20	7/29	24	7/29	24			1/2	50	2	9	11	11	7	1	1	20	1	15	2.1					
14	DINI Abditatch	1.0	7	120	17:16	6/12	50	6/12	50					1	9	10	1	6	2		5	2	12	1.7					
6	HEDGES Robert	2.5	6	50	08:26	0/5	0	0/5	0			1/2	50	1	1	2	1	3	3		4	3	1	0.2					
Team/Coach																						1				1			
Totals						195/445	44	180/397	45	15/48	31	91/169	54	89	250	339	115	105	52	7	132	165	496	70.9					
Opponents						147/431	34	122/351	35	25/80	31	66/135	49	61	199	260	64	106	59	4	168	130	385	55.0					

#### AVERAGES PER GAME

	CAN	Opponents
Points from Turnovers	75	43
Points in the Paint	302	158
Second Chance Points	91	49
Fast Break Points	22	12

	CAN	Opponents
Total Field Goals Made	27.9	21.0
2 Points Field Goals Made	25.7	17.4
3 Points Field Goals Made	2.1	3.6
Free Throws Made	13.0	9.4
Offensive Rebounds	12.7	8.7
Defensive Rebounds	35.7	28.4
Total Rebounds	48.4	37.1
Assists	16.4	9.1
Fouls	18.9	24.0
Turnovers	15.0	15.1
Steals	7.4	8.4
Blocked Shots	1.0	0.6
Points from Turnovers	10.7	6.1
Points in the Paint	43.1	22.5
Second Chance Points	13.0	7.0
Fast Break Points	3.1	1.7

#### Legend:

%	Shooting Percentage	AS	Assists	BS	Blocked Shots	DR	Defensive Rebounds
FO	Fouls On	GP	Games Played	M/A	Made/Attempt	MIN	Minutes Played
MPG	Minutes Played Per Game	OR	Offensive Rebounds	PF	Fouls	PPG	Points Per Game
PTS	Points	ST	Steals	TO	Turnovers	TOT	Total Rebounds



## CUMULATIVE STATISTICS

累积技术统计表

### CAN - CANADA After 8 Games

No.	Name	Sport Class	GP	MIN	MPG	Field Goals		2 Points		3 Points		Free Throws		Rebounds			AS	TO	ST	BS	PF	FO	PTS	PPG			
						M/A	%	M/A	%	M/A	%	M/A	%	OR	DR	TOT											
12	ANDERSON Patrick	4.5	8	225	28:09	57/116	49	49/89	55	8/27	30	41/69	59	21	78	99	40	20	12	3	17	60	163	20.4			
7	PETER Richard	2.5	8	235	29:22	39/77	51	39/77	51			9/18	50	14	27	41	8	16	6		23	20	87	10.9			
8	JOHNSON Joey	4.5	8	179	22:25	21/48	44	21/47	45	0/1	0	29/61	48	23	50	73	16	14	17	2	20	54	71	8.9			
4	DUREPOS David	3.5	8	114	14:15	25/64	39	19/44	43	6/20	30	5/5	100	3	14	17	24	14	6		11	5	61	7.6			
15	ENG David	4.5	8	100	12:30	16/38	42	14/35	40	2/3	67	10/16	63	4	12	16	4	9	1	1	12	14	44	5.5			
11	BORISOFF Jaimie	1.0	8	221	27:44	13/35	37	13/35	37			3/5	60	5	10	15	15	10	4		16	7	29	3.6			
5	ROUILLARD Yvon	3.0	8	80	10:05	12/25	48	12/24	50	0/1	0	1/6	17	9	7	16	1	4	2		7	8	25	3.1			
10	LANCIA Adam	4.5	8	41	05:09	9/28	32	7/24	29	2/4	50	4/9	44	3	12	15	3	7	1		9	10	24	3.0			
13	STOUTENBERG Chris	1.0	8	190	23:51	10/37	27	10/36	28	0/1	0	1/2	50	2	11	13	13	11	2	1	22	1	21	2.6			
9	NORTON Ross	2.0	7	72	10:22	8/14	57	8/14	57					2	5	7	4	2	2		6	2	16	2.3			
14	DINI Abditatch	1.0	8	133	16:39	7/13	54	7/13	54					1	10	11	2	7	2		7	2	14	1.8			
6	HEDGES Robert	2.5	7	55	07:56	0/6	0	0/6	0			1/2	50	2	1	3	1	5	3		5	3	1	0.1			
Team/Coach																						1			1		
Totals						217/501	43	199/444	45	18/57	32	104/193	54	101	273	374	131	120	58	7	156	186	556	69.5			
Opponents						173/485	36	148/400	37	25/85	29	86/161	53	67	224	291	84	118	69	4	189	154	457	57.1			

#### AVERAGES PER GAME

	CAN	Opponents
Points from Turnovers	81	51
Points in the Paint	326	202
Second Chance Points	101	51
Fast Break Points	24	14

	CAN	Opponents
Total Field Goals Made	27.1	21.6
2 Points Field Goals Made	24.9	18.5
3 Points Field Goals Made	2.3	3.1
Free Throws Made	13.0	10.8
Offensive Rebounds	12.6	8.4
Defensive Rebounds	34.1	28.0
Total Rebounds	46.8	36.4
Assists	16.4	10.5
Fouls	19.5	23.6
Turnovers	15.0	14.8
Steals	7.3	8.6
Blocked Shots	0.9	0.5
Points from Turnovers	10.1	6.3
Points in the Paint	40.8	25.2
Second Chance Points	12.6	6.3
Fast Break Points	3.0	1.7

#### Legend:

%	Shooting Percentage	AS	Assists	BS	Blocked Shots	DR	Defensive Rebounds
FO	Fouls On	GP	Games Played	M/A	Made/Attempt	MIN	Minutes Played
MPG	Minutes Played Per Game	OR	Offensive Rebounds	PF	Fouls	PPG	Points Per Game
PTS	Points	ST	Steals	TO	Turnovers	TOT	Total Rebounds



## CUMULATIVE STATISTICS

累积技术统计表

### CHN - CHINA After 1 Game

No.	Name	Sport Class	GP	MIN	MPG	Field Goals		2 Points		3 Points		Free Throws		Rebounds			AS	TO	ST	BS	PF	FO	PTS	PPG	
						M/A	%	M/A	%	M/A	%	M/A	%	OR	DR	TOT									
6	YANG Lei	3.5	1	30	30:51	5/17	29	5/16	31	0/1	0	2/2	100	2	6	8		3			2	3	12	12.0	
12	GUO Yandong	2.0	1	28	28:14	3/5	60	3/5	60					1	2	3	1	1			3		6	6.0	
8	DING Hai	4.5	1	25	25:35	3/14	21	3/13	23	0/1	0			1	9	10	1	3	1		4	2	6	6.0	
14	CHEN Haijiang	2.0	1	40	40:00	2/9	22	2/9	22					1	1	2	1	1			3	1	4	4.0	
5	HUANG Xunan	4.0	1	16	16:46	2/6	33	2/6	33					2	3	5			1			3	4	4.0	
15	CHEN Qi	1.5	1	21	21:29	1/3	33	1/3	33								1	3			3		2	2.0	
13	LI Pengcheng	2.0	1	15	15:48	0/3	0	0/3	0						1	1					2		0	0.0	
11	QU Huanjian	2.0	1	8	08:52	0/2	0	0/2	0			0/2	0	2		2					1		1	0	0.0
4	CHEN Guojun	4.0	1	6	06:48	0/1	0	0/1	0						1	1							0	0.0	
9	XU Hang	2.5	1	5	05:37	0/3	0	0/3	0					1		1						2		0	0.0
7	ZHANG Lei	4.5	0	0	00:00																		0	0.0	
10	LIN Yin Hai	3.5	0	0	00:00																		0	0.0	
Team/Coach																									
Totals						16/63	25	16/61	26	0/2	0	2/4	50	11	27	38	4	16	2		20	10	34	34.0	
Opponents						35/71	49	33/63	52	2/8	25	9/18	50	14	34	48	13	7	8	2	10	20	81	81.0	

#### AVERAGES PER GAME

	CHN	Opponents
Points from Turnovers	2	8
Points in the Paint	18	42
Second Chance Points	10	16
Fast Break Points	0	4

	CHN	Opponents
Total Field Goals Made	0.0	0.0
2 Points Field Goals Made	0.0	0.0
3 Points Field Goals Made	0.0	0.0
Free Throws Made	0.0	0.0
Offensive Rebounds	0.0	0.0
Defensive Rebounds	0.0	0.0
Total Rebounds	0.0	0.0
Assists	0.0	0.0
Fouls	0.0	0.0
Turnovers	0.0	0.0
Steals	0.0	0.0
Blocked Shots	0.0	0.0
Points from Turnovers	2.0	8.0
Points in the Paint	18.0	42.0
Second Chance Points	10.0	16.0
Fast Break Points	0.0	4.0

#### Legend:

%	Shooting Percentage	AS	Assists	BS	Blocked Shots	DR	Defensive Rebounds
FO	Fouls On	GP	Games Played	M/A	Made/Attempt	MIN	Minutes Played
MPG	Minutes Played Per Game	OR	Offensive Rebounds	PF	Fouls	PPG	Points Per Game
PTS	Points	ST	Steals	TO	Turnovers	TOT	Total Rebounds



## CUMULATIVE STATISTICS

累积技术统计表

### CHN - CHINA After 2 Games

No.	Name	Sport Class	GP	MIN	MPG	Field Goals		2 Points		3 Points		Free Throws		Rebounds			AS	TO	ST	BS	PF	FO	PTS	PPG		
						M/A	%	M/A	%	M/A	%	M/A	%	OR	DR	TOT										
5	HUANG Xunan	4.0	2	41	20:57	8/18	44	8/17	47	0/1	0	3/3	100	2	9	11		5	2			7	19	9.5		
6	YANG Lei	3.5	2	45	22:51	6/22	27	6/20	30	0/2	0	2/5	40	2	8	10	1	4			4	5	14	7.0		
4	CHEN Guojun	4.0	2	36	18:23	4/10	40	4/9	44	0/1	0	2/3	67		10	10		3			3	3	10	5.0		
12	GUO Yandong	2.0	2	40	20:03	4/10	40	4/10	40					1	4	5	2	3			4		8	4.0		
14	CHEN Haijiang	2.0	2	73	36:51	3/16	19	3/16	19					2	2	4	3	4	2		5	2	6	3.0		
8	DING Hai	4.5	2	35	17:48	3/16	19	3/15	20	0/1	0			1	11	12	2	3	2		5	3	6	3.0		
13	LI Pengcheng	2.0	2	48	24:02	2/9	22	2/9	22					2	3	5	5	4			5	1	4	2.0		
11	QU Huanjian	2.0	2	43	21:38	2/9	22	2/9	22			0/2	0	3	1	4		5			4	1	4	2.0		
15	CHEN Qi	1.5	2	29	14:36	2/5	40	2/5	40						1	1	2	4			3		4	2.0		
9	XU Hang	2.5	1	5	05:37	0/3	0	0/3	0					1		1		2			2		0	0.0		
7	ZHANG Lei	4.5	0	0	00:00																		0	0.0		
10	LIN Yin Hai	3.5	0	0	00:00																		0	0.0		
Team/Coach																										
Totals						34/118	29	34/113	30	0/5	0	7/13	54	15	54	69	15	37	6			35	22	75	37.5	
Opponents						71/139	51	69/130	53	2/9	22	17/32	53	22	68	90	33	17	19	3			22	36	161	80.5

#### AVERAGES PER GAME

	CHN	Opponents
Points from Turnovers	3	22
Points in the Paint	40	92
Second Chance Points	10	26
Fast Break Points	4	4

	CHN	Opponents
Total Field Goals Made	0.0	0.0
2 Points Field Goals Made	0.0	0.0
3 Points Field Goals Made	0.0	0.0
Free Throws Made	0.0	0.0
Offensive Rebounds	0.0	0.0
Defensive Rebounds	0.0	0.0
Total Rebounds	0.0	0.0
Assists	0.0	0.0
Fouls	0.0	0.0
Turnovers	0.0	0.0
Steals	0.0	0.0
Blocked Shots	0.0	0.0
Points from Turnovers	1.5	11.0
Points in the Paint	20.0	46.0
Second Chance Points	5.0	13.0
Fast Break Points	2.0	2.0

#### Legend:

%	Shooting Percentage	AS	Assists	BS	Blocked Shots	DR	Defensive Rebounds
FO	Fouls On	GP	Games Played	M/A	Made/Attempt	MIN	Minutes Played
MPG	Minutes Played Per Game	OR	Offensive Rebounds	PF	Fouls	PPG	Points Per Game
PTS	Points	ST	Steals	TO	Turnovers	TOT	Total Rebounds



## CUMULATIVE STATISTICS

累积技术统计表

### CHN - CHINA After 3 Games

No.	Name	Sport Class	GP	MIN	MPG	Field Goals		2 Points		3 Points		Free Throws		Rebounds			AS	TO	ST	BS	PF	FO	PTS	PPG
						M/A	%	M/A	%	M/A	%	M/A	%	OR	DR	TOT								
5	HUANG Xunan	4.0	3	57	19:03	11/24	46	11/23	48	0/1	0	5/5	100	3	12	15	1	7	2		3	10	27	9.0
6	YANG Lei	3.5	3	79	26:31	9/30	30	9/28	32	0/2	0	2/5	40	3	11	14	1	7	2	1	9	6	20	6.7
8	DING Hai	4.5	3	56	18:42	9/28	32	9/27	33	0/1	0	0/1	0	1	15	16	2	6	3		6	5	18	6.0
14	CHEN Haijiang	2.0	3	107	35:41	7/23	30	7/23	30					2	5	7	6	6	3		10	2	14	4.7
12	GUO Yandong	2.0	3	52	17:25	6/13	46	6/13	46					2	4	6	2	5			9		12	4.0
4	CHEN Guojun	4.0	3	46	15:31	5/12	42	5/11	45	0/1	0	2/3	67	1	13	14		3			4	3	12	4.0
11	QU Huanjian	2.0	3	79	26:38	4/13	31	4/13	31			0/2	0	4	9	13	4	12	1		5	4	8	2.7
13	LI Pengcheng	2.0	3	79	26:25	2/17	12	2/17	12					2	3	5	9	8	2		8	1	4	1.3
15	CHEN Qi	1.5	3	35	11:56	2/5	40	2/5	40						1	1	2	4			4		4	1.3
9	XU Hang	2.5	1	5	05:37	0/3	0	0/3	0					1		1		2			2		0	0.0
10	LIN Yinhai	3.5	1	0	00:37																		0	0.0
7	ZHANG Lei	4.5	0	0	00:00																		0	0.0
Team/Coach																								
Totals						55/168	33	55/163	34	0/5	0	9/16	56	20	79	99	27	60	13	1	60	31	119	39.7
Opponents						103/205	50	100/191	52	3/14	21	31/60	52	38	93	131	54	29	31	4	31	61	240	80.0

#### AVERAGES PER GAME

	CHN	Opponents
Points from Turnovers	9	34
Points in the Paint	62	146
Second Chance Points	12	48
Fast Break Points	4	4

	CHN	Opponents
Total Field Goals Made	0.0	0.0
2 Points Field Goals Made	0.0	0.0
3 Points Field Goals Made	0.0	0.0
Free Throws Made	0.0	0.0
Offensive Rebounds	0.0	0.0
Defensive Rebounds	0.0	0.0
Total Rebounds	0.0	0.0
Assists	0.0	0.0
Fouls	0.0	0.0
Turnovers	0.0	0.0
Steals	0.0	0.0
Blocked Shots	0.0	0.0
Points from Turnovers	3.0	11.3
Points in the Paint	20.7	48.6
Second Chance Points	4.0	16.0
Fast Break Points	1.3	1.3

#### Legend:

%	Shooting Percentage	AS	Assists	BS	Blocked Shots	DR	Defensive Rebounds
FO	Fouls On	GP	Games Played	M/A	Made/Attempt	MIN	Minutes Played
MPG	Minutes Played Per Game	OR	Offensive Rebounds	PF	Fouls	PPG	Points Per Game
PTS	Points	ST	Steals	TO	Turnovers	TOT	Total Rebounds

## CUMULATIVE STATISTICS

累积技术统计表

### CHN - CHINA After 4 Games

No.	Name	Sport Class	GP	MIN	MPG	Field Goals		2 Points		3 Points		Free Throws		Rebounds			AS	TO	ST	BS	PF	FO	PTS	PPG				
						M/A	%	M/A	%	M/A	%	M/A	%	OR	DR	TOT												
8	DING Hai	4.5	4	87	21:55	16/40	40	15/37	41	1/3	33	6/10	60	3	27	30	3	10	3		10	12	39	9.8				
5	HUANG Xunan	4.0	4	83	20:50	11/28	39	11/27	41	0/1	0	5/5	100	5	14	19	3	9	3	1	3	13	27	6.8				
6	YANG Lei	3.5	4	101	25:26	10/37	27	10/35	29	0/2	0	2/5	40	3	12	15	2	17	2	1	11	7	22	5.5				
4	CHEN Guojun	4.0	3	46	15:31	5/12	42	5/11	45	0/1	0	2/3	67	1	13	14		3			4	3	12	4.0				
14	CHEN Haijiang	2.0	4	135	33:45	7/26	27	7/26	27					2	8	10	8	9	3		14	2	14	3.5				
12	GUO Yandong	2.0	4	60	15:10	7/14	50	7/14	50					3	4	7	3	6			12		14	3.5				
11	QU Huanjian	2.0	4	114	28:32	6/19	32	6/19	32			1/4	25	4	10	14	4	14	1		7	5	13	3.3				
13	LI Pengcheng	2.0	4	103	25:58	4/22	18	4/22	18			2/2	100	2	4	6	12	11	2		12	2	10	2.5				
15	CHEN Qi	1.5	4	54	13:43	2/6	33	2/6	33						1	1	2	6			6		4	1.0				
9	XU Hang	2.5	2	11	05:41	1/6	17	1/6	17					2		2		2			2		2	1.0				
10	LIN Yin Hai	3.5	1	0	00:37																	0	0.0					
7	ZHANG Lei	4.5	0	0	00:00																	0	0.0					
Team/Coach																						3						
Totals						69/210	33	68/203	33	1/7	14	18/29	62	26	100	126	37	90	14	2	81	44	157	39.3				
Opponents						146/276	53	140/251	56	6/25	24	39/76	51	49	116	165	74	35	53	5	44	82	337	84.3				

#### AVERAGES PER GAME

	CHN	Opponents
Points from Turnovers	11	68
Points in the Paint	80	208
Second Chance Points	17	56
Fast Break Points	6	14

	CHN	Opponents
Total Field Goals Made	0.0	0.0
2 Points Field Goals Made	0.0	0.0
3 Points Field Goals Made	0.0	0.0
Free Throws Made	0.0	0.0
Offensive Rebounds	0.0	0.0
Defensive Rebounds	0.0	0.0
Total Rebounds	0.0	0.0
Assists	0.0	0.0
Fouls	0.0	0.0
Turnovers	0.0	0.0
Steals	0.0	0.0
Blocked Shots	0.0	0.0
Points from Turnovers	2.8	17.0
Points in the Paint	20.0	52.0
Second Chance Points	4.3	14.0
Fast Break Points	1.5	3.5

#### Legend:

%	Shooting Percentage	AS	Assists	BS	Blocked Shots	DR	Defensive Rebounds
FO	Fouls On	GP	Games Played	M/A	Made/Attempt	MIN	Minutes Played
MPG	Minutes Played Per Game	OR	Offensive Rebounds	PF	Fouls	PPG	Points Per Game
PTS	Points	ST	Steals	TO	Turnovers	TOT	Total Rebounds



## CUMULATIVE STATISTICS

累积技术统计表

### CHN - CHINA After 5 Games

No.	Name	Sport Class	GP	MIN	MPG	Field Goals		2 Points		3 Points		Free Throws		Rebounds			AS	TO	ST	BS	PF	FO	PTS	PPG				
						M/A	%	M/A	%	M/A	%	M/A	%	OR	DR	TOT												
8	DING Hai	4.5	5	122	24:35	27/64	42	26/61	43	1/3	33	8/14	57	6	37	43	5	14	4	1	15	17	63	12.6				
5	HUANG Xunan	4.0	5	96	19:23	12/31	39	12/30	40	0/1	0	5/5	100	5	14	19	3	12	3	1	4	15	29	5.8				
6	YANG Lei	3.5	5	129	25:56	12/48	25	12/45	27	0/3	0	2/5	40	3	17	20	3	21	3	1	13	7	26	5.2				
13	LI Pengcheng	2.0	5	129	25:51	9/29	31	9/29	31			3/3	100	3	5	8	13	13	2		12	4	21	4.2				
12	GUO Yandong	2.0	5	84	16:55	8/15	53	8/15	53			2/2	100	4	4	8	4	6			14	1	18	3.6				
14	CHEN Haijiang	2.0	5	166	33:19	7/33	21	7/33	21			1/4	25	3	11	14	11	11	3		14	6	15	3.0				
4	CHEN Guojun	4.0	4	49	12:27	5/12	42	5/11	45	0/1	0	2/3	67	2	13	15		4			4	4	12	3.0				
11	QU Huanjian	2.0	5	136	27:22	6/21	29	6/21	29			1/4	25	5	13	18	5	14	1		8	5	13	2.6				
15	CHEN Qi	1.5	5	70	14:02	2/7	29	2/7	29						1	1	2	8			8		4	0.8				
9	XU Hang	2.5	3	12	04:10	1/6	17	1/6	17					2		2		2			5		2	0.7				
10	LIN Yin Hai	3.5	1	0	00:37																	0	0.0					
7	ZHANG Lei	4.5	0	0	00:00																	0	0.0					
Team/Coach																						3						
Totals						89/266	33	88/258	34	1/8	13	24/40	60	35	125	160	46	108	16	3	97	59	203	40.6				
Opponents						175/343	51	169/318	53	6/25	24	46/87	53	63	144	207	87	47	61	6	60	96	402	80.4				

#### AVERAGES PER GAME

	CHN	Opponents
Points from Turnovers	23	76
Points in the Paint	106	248
Second Chance Points	23	68
Fast Break Points	6	14

	CHN	Opponents
Total Field Goals Made	0.0	0.0
2 Points Field Goals Made	0.0	0.0
3 Points Field Goals Made	0.0	0.0
Free Throws Made	0.0	0.0
Offensive Rebounds	0.0	0.0
Defensive Rebounds	0.0	0.0
Total Rebounds	0.0	0.0
Assists	0.0	0.0
Fouls	0.0	0.0
Turnovers	0.0	0.0
Steals	0.0	0.0
Blocked Shots	0.0	0.0
Points from Turnovers	4.6	15.1
Points in the Paint	21.2	49.6
Second Chance Points	4.6	13.6
Fast Break Points	1.2	2.7

#### Legend:

%	Shooting Percentage	AS	Assists	BS	Blocked Shots	DR	Defensive Rebounds
FO	Fouls On	GP	Games Played	M/A	Made/Attempt	MIN	Minutes Played
MPG	Minutes Played Per Game	OR	Offensive Rebounds	PF	Fouls	PPG	Points Per Game
PTS	Points	ST	Steals	TO	Turnovers	TOT	Total Rebounds

## CUMULATIVE STATISTICS

累积技术统计表

### CHN - CHINA After 6 Games

No.	Name	Sport Class	GP	MIN	MPG	Field Goals		2 Points		3 Points		Free Throws		Rebounds			AS	TO	ST	BS	PF	FO	PTS	PPG				
						M/A	%	M/A	%	M/A	%	M/A	%	OR	DR	TOT												
8	DING Hai	4.5	6	151	25:10	37/83	45	36/80	45	1/3	33	8/15	53	7	51	58	6	17	6	1	19	23	83	13.8				
6	YANG Lei	3.5	6	163	27:10	19/68	28	19/65	29	0/3	0	3/9	33	5	20	25	7	26	4	2	18	9	41	6.8				
5	HUANG Xunan	4.0	6	111	18:32	15/36	42	15/35	43	0/1	0	7/8	88	7	21	28	4	14	3	1	6	18	37	6.2				
12	GUO Yandong	2.0	6	113	18:52	11/19	58	11/19	58			2/2	100	7	4	11	5	8			17	2	24	4.0				
13	LI Pengcheng	2.0	6	151	25:15	10/35	29	10/35	29			3/3	100	4	5	9	17	15	2		17	5	23	3.8				
14	CHEN Haijiang	2.0	6	206	34:26	9/37	24	9/37	24			1/4	25	5	11	16	13	13	4		16	6	19	3.2				
11	QU Huanjian	2.0	6	163	27:15	8/24	33	8/24	33			2/5	40	6	15	21	7	18	2	1	11	6	18	3.0				
4	CHEN Guojun	4.0	5	54	10:49	5/13	38	5/11	45	0/2	0	2/3	67	2	13	15		4		4	4	12	2.4					
15	CHEN Qi	1.5	6	72	12:05	2/7	29	2/7	29						1	1	2	8			9	4	0.7					
9	XU Hang	2.5	3	12	04:10	1/6	17	1/6	17					2		2		2			5	2	0.7					
10	LIN Yin Hai	3.5	1	0	00:37																	0	0.0					
7	ZHANG Lei	4.5	0	0	00:00																	0	0.0					
Team/Coach																						3						
Totals						117/328	36	116/319	36	1/9	11	28/49	57	49	156	205	61	128	21	5	122	73	263	43.8				
Opponents						200/414	48	191/379	50	9/35	26	60/110	55	82	167	249	99	56	76	8	74	120	469	78.2				

#### AVERAGES PER GAME

	CHN	Opponents
Points from Turnovers	27	96
Points in the Paint	136	282
Second Chance Points	37	80
Fast Break Points	6	14

	CHN	Opponents
Total Field Goals Made	0.0	0.0
2 Points Field Goals Made	0.0	0.0
3 Points Field Goals Made	0.0	0.0
Free Throws Made	0.0	0.0
Offensive Rebounds	0.0	0.0
Defensive Rebounds	0.0	0.0
Total Rebounds	0.0	0.0
Assists	0.0	0.0
Fouls	0.0	0.0
Turnovers	0.0	0.0
Steals	0.0	0.0
Blocked Shots	0.0	0.0
Points from Turnovers	4.5	16.0
Points in the Paint	22.7	47.0
Second Chance Points	6.2	13.3
Fast Break Points	1.0	2.3

#### Legend:

%	Shooting Percentage	AS	Assists	BS	Blocked Shots	DR	Defensive Rebounds
FO	Fouls On	GP	Games Played	M/A	Made/Attempt	MIN	Minutes Played
MPG	Minutes Played Per Game	OR	Offensive Rebounds	PF	Fouls	PPG	Points Per Game
PTS	Points	ST	Steals	TO	Turnovers	TOT	Total Rebounds

## CUMULATIVE STATISTICS

累积技术统计表

### CHN - CHINA After 7 Games

No.	Name	Sport Class	GP	MIN	MPG	Field Goals		2 Points		3 Points		Free Throws		Rebounds			AS	TO	ST	BS	PF	FO	PTS	PPG				
						M/A	%	M/A	%	M/A	%	M/A	%	OR	DR	TOT												
8	DING Hai	4.5	7	179	25:34	42/97	43	41/93	44	1/4	25	12/22	55	9	58	67	7	22	8	1	22	29	97	13.9				
6	YANG Lei	3.5	7	191	27:21	21/76	28	21/73	29	0/3	0	3/11	27	7	23	30	8	26	6	2	21	10	45	6.4				
5	HUANG Xunan	4.0	7	121	17:21	18/40	45	18/39	46	0/1	0	7/9	78	8	24	32	4	15	4	1	7	20	43	6.1				
11	QU Huanjian	2.0	7	194	27:49	12/35	34	12/35	34			2/5	40	6	19	25	7	19	3	1	15	6	26	3.7				
12	GUO Yandong	2.0	7	131	18:43	12/22	55	12/22	55			2/2	100	7	4	11	5	11			21	2	26	3.7				
13	LI Pengcheng	2.0	7	175	25:02	10/40	25	10/40	25			3/3	100	5	5	10	19	16	2		20	5	23	3.3				
4	CHEN Guojun	4.0	6	67	11:12	8/18	44	8/16	50	0/2	0	3/5	60	3	17	20	1	4			7	6	19	3.2				
14	CHEN Haijiang	2.0	7	233	33:22	9/41	22	9/41	22			1/4	25	5	12	17	16	14	6		21	7	19	2.7				
9	XU Hang	2.5	4	19	04:55	2/8	25	2/8	25					3		3		3			7		4	1.0				
15	CHEN Qi	1.5	7	85	12:13	3/10	30	3/10	30						1	1	2	10	2		11	2	6	0.9				
10	LIN Yin Hai	3.5	1	0	00:37																	0	0.0					
7	ZHANG Lei	4.5	0	0	00:00																	0	0.0					
Team/Coach																						4						
Totals						137/387	35	136/377	36	1/10	10	33/61	54	60	181	241	69	144	31	5	152	87	308	44.0				
Opponents						225/472	48	215/434	50	10/38	26	72/143	50	100	201	301	112	72	82	8	88	150	532	76.0				

#### AVERAGES PER GAME

	CHN	Opponents
Points from Turnovers	37	108
Points in the Paint	162	318
Second Chance Points	45	102
Fast Break Points	6	14

	CHN	Opponents
Total Field Goals Made	0.0	0.0
2 Points Field Goals Made	0.0	0.0
3 Points Field Goals Made	0.0	0.0
Free Throws Made	0.0	0.0
Offensive Rebounds	0.0	0.0
Defensive Rebounds	0.0	0.0
Total Rebounds	0.0	0.0
Assists	0.0	0.0
Fouls	0.0	0.0
Turnovers	0.0	0.0
Steals	0.0	0.0
Blocked Shots	0.0	0.0
Points from Turnovers	5.3	15.4
Points in the Paint	23.1	45.4
Second Chance Points	6.4	14.5
Fast Break Points	0.9	2.0

#### Legend:

%	Shooting Percentage	AS	Assists	BS	Blocked Shots	DR	Defensive Rebounds
FO	Fouls On	GP	Games Played	M/A	Made/Attempt	MIN	Minutes Played
MPG	Minutes Played Per Game	OR	Offensive Rebounds	PF	Fouls	PPG	Points Per Game
PTS	Points	ST	Steals	TO	Turnovers	TOT	Total Rebounds

## CUMULATIVE STATISTICS

累积技术统计表

### CHN - CHINA After 7 Games

No.	Name	Sport Class	GP	MIN	MPG	Field Goals		2 Points		3 Points		Free Throws		Rebounds			AS	TO	ST	BS	PF	FO	PTS	PPG				
						M/A	%	M/A	%	M/A	%	M/A	%	OR	DR	TOT												
8	DING Hai	4.5	7	179	25:34	42/97	43	41/93	44	1/4	25	12/22	55	9	58	67	7	22	8	1	22	29	97	13.9				
6	YANG Lei	3.5	7	191	27:21	21/76	28	21/73	29	0/3	0	3/11	27	7	23	30	8	26	6	2	21	10	45	6.4				
5	HUANG Xunan	4.0	7	121	17:21	18/40	45	18/39	46	0/1	0	7/9	78	8	24	32	4	15	4	1	7	20	43	6.1				
11	QU Huanjian	2.0	7	194	27:49	12/35	34	12/35	34			2/5	40	6	19	25	7	19	3	1	15	6	26	3.7				
12	GUO Yandong	2.0	7	131	18:43	12/22	55	12/22	55			2/2	100	7	4	11	5	11			21	2	26	3.7				
13	LI Pengcheng	2.0	7	175	25:02	10/40	25	10/40	25			3/3	100	5	5	10	19	16	2		20	5	23	3.3				
4	CHEN Guojun	4.0	6	67	11:12	8/18	44	8/16	50	0/2	0	3/5	60	3	17	20	1	4			7	6	19	3.2				
14	CHEN Haijiang	2.0	7	233	33:22	9/41	22	9/41	22			1/4	25	5	12	17	16	14	6		21	7	19	2.7				
9	XU Hang	2.5	4	19	04:55	2/8	25	2/8	25					3		3		3			7		4	1.0				
15	CHEN Qi	1.5	7	85	12:13	3/10	30	3/10	30						1	1	2	10	2		11	2	6	0.9				
10	LIN Yin Hai	3.5	1	0	00:37																	0	0.0					
7	ZHANG Lei	4.5	0	0	00:00																	0	0.0					
Team/Coach																						4						
Totals						137/387	35	136/377	36	1/10	10	33/61	54	60	181	241	69	144	31	5	152	87	308	44.0				
Opponents						225/472	48	215/434	50	10/38	26	72/143	50	100	201	301	112	72	82	8	88	150	532	76.0				

#### AVERAGES PER GAME

	CHN	Opponents
Points from Turnovers	37	108
Points in the Paint	162	318
Second Chance Points	45	102
Fast Break Points	6	14

	CHN	Opponents
Total Field Goals Made	19.6	32.1
2 Points Field Goals Made	19.4	30.7
3 Points Field Goals Made	0.1	1.4
Free Throws Made	4.7	10.3
Offensive Rebounds	8.6	14.3
Defensive Rebounds	25.9	28.7
Total Rebounds	34.4	43.0
Assists	9.9	16.0
Fouls	21.7	12.6
Turnovers	20.6	10.3
Steals	4.4	11.7
Blocked Shots	0.7	1.1
Points from Turnovers	5.3	15.4
Points in the Paint	23.1	45.4
Second Chance Points	6.4	14.5
Fast Break Points	0.9	2.0

#### Legend:

%	Shooting Percentage	AS	Assists	BS	Blocked Shots	DR	Defensive Rebounds
FO	Fouls On	GP	Games Played	M/A	Made/Attempt	MIN	Minutes Played
MPG	Minutes Played Per Game	OR	Offensive Rebounds	PF	Fouls	PPG	Points Per Game
PTS	Points	ST	Steals	TO	Turnovers	TOT	Total Rebounds

## CUMULATIVE STATISTICS

累积技术统计表

### GER - GERMANY After 1 Game

No.	Name	Sport Class	GP	MIN	MPG	Field Goals		2 Points		3 Points		Free Throws		Rebounds			AS	TO	ST	BS	PF	FO	PTS	PPG	
						M/A	%	M/A	%	M/A	%	M/A	%	OR	DR	TOT									
11	PASSIWAN Dirk	4.5	1	19	19:17	2/10	20	2/7	29	0/3	0	7/10	70		4	4	1	1	1		3	7	11	11.0	
15	KOHLER-LENZ Dirk	4.0	1	31	31:01	3/8	38	3/7	43	0/1	0	4/6	67	3	9	12	1	4			2	4	10	10.0	
14	COSKUN Ahmet	4.0	1	17	17:01	4/8	50	4/6	67	0/2	0	2/2	100		3	3	2				2		10	10.0	
8	BIENEK Andre	3.0	1	23	23:04	4/6	67	4/6	67			0/3	0	2	5	7	1		1		2	3	8	8.0	
13	CHRISTINK Lars	2.0	1	22	22:03	4/16	25	4/15	27	0/1	0			1	2	3	2	3			3		8	8.0	
12	WOLK Sebastian	4.0	1	11	11:21	2/2	100	2/2	100			2/2	100		2	2	1	1			1	4	6	6.0	
7	LEHMANN Lars	3.0	1	16	16:56	2/5	40	2/4	50	0/1	0	0/6	0		3	3	1	1	2		4	3	4	4.0	
4	LOHMANN Bjoern	1.0	1	19	19:32	1/4	25	1/4	25						2	2			1				2	2.0	
5	SCHUERMANNS Jens	1.0	1	20	20:28	0/3	0	0/3	0						3	3					5		0	0.0	
9	FISCHER Florian	1.5	1	17	17:57	0/2	0	0/1	0	0/1	0				1	1	1	1			3		0	0.0	
10	KRESS Andreas	3.5	1	1	01:20	0/1	0	0/1	0														0	0.0	
6	QUALI Mimoun	3.0	0	0	00:00																		1	0	0.0
Team/Coach																									
Totals						22/65	34	22/56	39	0/9	0	15/29	52	8	37	45	10	11	5		25	22	59	59.0	
Opponents						23/64	36	21/56	38	2/8	25	14/23	61	8	38	46	12	12	3	2	23	25	62	62.0	

#### AVERAGES PER GAME

	GER	Opponents
Points from Turnovers	5	6
Points in the Paint	22	26
Second Chance Points	4	4
Fast Break Points	2	4

	GER	Opponents
Total Field Goals Made	0.0	0.0
2 Points Field Goals Made	0.0	0.0
3 Points Field Goals Made	0.0	0.0
Free Throws Made	0.0	0.0
Offensive Rebounds	0.0	0.0
Defensive Rebounds	0.0	0.0
Total Rebounds	0.0	0.0
Assists	0.0	0.0
Fouls	0.0	0.0
Turnovers	0.0	0.0
Steals	0.0	0.0
Blocked Shots	0.0	0.0
Points from Turnovers	5.0	6.0
Points in the Paint	22.0	26.0
Second Chance Points	4.0	4.0
Fast Break Points	2.0	4.0

#### Legend:

%	Shooting Percentage	AS	Assists	BS	Blocked Shots	DR	Defensive Rebounds
FO	Fouls On	GP	Games Played	M/A	Made/Attempt	MIN	Minutes Played
MPG	Minutes Played Per Game	OR	Offensive Rebounds	PF	Fouls	PPG	Points Per Game
PTS	Points	ST	Steals	TO	Turnovers	TOT	Total Rebounds



## CUMULATIVE STATISTICS

累积技术统计表

### GER - GERMANY After 2 Games

No.	Name	Sport Class	GP	MIN	MPG	Field Goals		2 Points		3 Points		Free Throws		Rebounds			AS	TO	ST	BS	PF	FO	PTS	PPG
						M/A	%	M/A	%	M/A	%	M/A	%	OR	DR	TOT								
14	COSKUN Ahmet	4.0	2	41	20:48	10/22	45	10/19	53	0/3	0	3/4	75		3	3	2	1	1		3	2	23	11.5
15	KOHLER-LENZ Dirk	4.0	2	62	31:03	8/15	53	8/14	57	0/1	0	6/10	60	4	17	21	1	5		3	7	22	11.0	
11	PASSIWAN Dirk	4.5	2	35	17:30	6/27	22	6/23	26	0/4	0	9/13	69	3	7	10	3	2	3		3	9	21	10.5
13	CHRISTINK Lars	2.0	2	46	23:19	8/25	32	7/23	30	1/2	50			1	3	4	4	5	2		5	2	17	8.5
8	BIENEK Andre	3.0	2	42	21:25	5/12	42	5/12	42			1/5	20	3	11	14	1	1	2	1	6	5	11	5.5
7	LEHMANN Lars	3.0	2	37	18:44	3/14	21	2/12	17	1/2	50	0/6	0	2	7	9	7	2	3		8	4	7	3.5
12	WOLK Sebastian	4.0	2	20	10:07	2/3	67	2/3	67			2/2	100		2	2	1	1	1		2	5	6	3.0
9	FISCHER Florian	1.5	2	33	16:45	1/5	20	1/4	25	0/1	0	2/2	100	1	2	3	1	1	2		7	1	4	2.0
5	SCHUERMANN Jens	1.0	2	54	27:13	1/8	13	1/8	13						4	4					7	1	2	1.0
4	LOHMANN Bjoern	1.0	2	25	12:47	1/5	20	1/5	20					1	3	4			1				2	1.0
10	KRESS Andreas	3.5	1	1	01:20	0/1	0	0/1	0													0	0.0	
6	QUALI Mimoun	3.0	0	0	00:00																	1	0	0.0
Team/Coach																								
Totals						45/137	33	43/124	35	2/13	15	23/42	55	17	66	83	20	18	15	1	44	37	115	57.5
Opponents						50/118	42	47/107	44	3/11	27	17/33	52	11	80	91	20	33	8	2	38	44	120	60.0

#### AVERAGES PER GAME

	GER	Opponents
Points from Turnovers	15	12
Points in the Paint	40	54
Second Chance Points	18	8
Fast Break Points	2	10

	GER	Opponents
Total Field Goals Made	0.0	0.0
2 Points Field Goals Made	0.0	0.0
3 Points Field Goals Made	0.0	0.0
Free Throws Made	0.0	0.0
Offensive Rebounds	0.0	0.0
Defensive Rebounds	0.0	0.0
Total Rebounds	0.0	0.0
Assists	0.0	0.0
Fouls	0.0	0.0
Turnovers	0.0	0.0
Steals	0.0	0.0
Blocked Shots	0.0	0.0
Points from Turnovers	7.5	6.0
Points in the Paint	20.0	27.0
Second Chance Points	9.0	4.0
Fast Break Points	1.0	5.0

#### Legend:

%	Shooting Percentage	AS	Assists	BS	Blocked Shots	DR	Defensive Rebounds
FO	Fouls On	GP	Games Played	M/A	Made/Attempt	MIN	Minutes Played
MPG	Minutes Played Per Game	OR	Offensive Rebounds	PF	Fouls	PPG	Points Per Game
PTS	Points	ST	Steals	TO	Turnovers	TOT	Total Rebounds



## CUMULATIVE STATISTICS

累积技术统计表

### GER - GERMANY After 3 Games

No.	Name	Sport Class	GP	MIN	MPG	Field Goals		2 Points		3 Points		Free Throws		Rebounds			AS	TO	ST	BS	PF	FO	PTS	PPG
						M/A	%	M/A	%	M/A	%	M/A	%	OR	DR	TOT								
11	PASSIWAN Dirk	4.5	3	54	18:00	17/48	35	17/41	41	0/7	0	9/15	60	5	9	14	5	3	5		4	11	43	14.3
14	COSKUN Ahmet	4.0	3	56	18:58	14/30	47	14/27	52	0/3	0	3/4	75		5	5	3	1	3		5	3	31	10.3
13	CHRISTINK Lars	2.0	3	66	22:18	12/32	38	11/29	38	1/3	33	2/4	50	1	5	6	11	5	8		8	6	27	9.0
15	KOHLER-LENZ Dirk	4.0	3	78	26:07	9/19	47	9/18	50	0/1	0	6/10	60	7	19	26	3	6	4		5	10	24	8.0
8	BIENEK Andre	3.0	3	59	19:43	10/22	45	10/22	45			3/7	43	5	14	19	5	2	5	1	7	8	23	7.7
7	LEHMANN Lars	3.0	3	58	19:36	8/23	35	7/21	33	1/2	50	1/9	11	3	10	13	10	5	4		10	6	18	6.0
6	QUALI Mimoun	3.0	1	9	09:24	3/7	43	3/7	43					1		1						1	6	6.0
12	WOLK Sebastian	4.0	3	39	13:13	7/12	58	7/12	58			3/4	75	2	4	6	2	1	3		5	7	17	5.7
9	FISCHER Florian	1.5	3	49	16:34	3/7	43	3/6	50	0/1	0	2/2	100	1	3	4	2	2	4		8	2	8	2.7
10	KRESS Andreas	3.5	2	7	03:54	2/4	50	2/4	50			1/2	50	1	2	3			1		1	2	5	2.5
4	LOHMANN Bjoern	1.0	3	47	15:51	2/9	22	2/9	22			3/4	75	2	3	5	1		1			2	7	2.3
5	SCHUERMANNS Jens	1.0	3	72	24:09	1/9	11	1/9	11						5	5	1	1	5		8	1	2	0.7
Team/Coach																								
Totals						88/222	40	86/205	42	2/17	12	33/61	54	31	87	118	43	26	43	1	61	59	211	70.3
Opponents						67/154	44	62/137	45	5/17	29	24/45	53	11	110	121	27	78	15	2	60	61	163	54.3

#### AVERAGES PER GAME

	GER	Opponents
Points from Turnovers	61	20
Points in the Paint	94	70
Second Chance Points	34	8
Fast Break Points	8	10

	GER	Opponents
Total Field Goals Made	0.0	0.0
2 Points Field Goals Made	0.0	0.0
3 Points Field Goals Made	0.0	0.0
Free Throws Made	0.0	0.0
Offensive Rebounds	0.0	0.0
Defensive Rebounds	0.0	0.0
Total Rebounds	0.0	0.0
Assists	0.0	0.0
Fouls	0.0	0.0
Turnovers	0.0	0.0
Steals	0.0	0.0
Blocked Shots	0.0	0.0
Points from Turnovers	20.3	6.6
Points in the Paint	31.3	23.3
Second Chance Points	11.3	2.6
Fast Break Points	2.7	3.3

#### Legend:

%	Shooting Percentage	AS	Assists	BS	Blocked Shots	DR	Defensive Rebounds
FO	Fouls On	GP	Games Played	M/A	Made/Attempt	MIN	Minutes Played
MPG	Minutes Played Per Game	OR	Offensive Rebounds	PF	Fouls	PPG	Points Per Game
PTS	Points	ST	Steals	TO	Turnovers	TOT	Total Rebounds

## CUMULATIVE STATISTICS

累积技术统计表

### GER - GERMANY After 4 Games

No.	Name	Sport Class	GP	MIN	MPG	Field Goals		2 Points		3 Points		Free Throws		Rebounds			AS	TO	ST	BS	PF	FO	PTS	PPG				
						M/A	%	M/A	%	M/A	%	M/A	%	OR	DR	TOT												
11	PASSIWAN Dirk	4.5	4	75	18:53	25/66	38	25/56	45	0/10	0	9/16	56	6	14	20	9	5	6		8	15	59	14.8				
15	KOHLER-LENZ Dirk	4.0	4	114	28:41	20/40	50	20/37	54	0/3	0	7/12	58	14	28	42	3	8	5		9	11	47	11.8				
14	COSKUN Ahmet	4.0	3	56	18:58	14/30	47	14/27	52	0/3	0	3/4	75		5	5	3	1	3		5	3	31	10.3				
13	CHRISTINK Lars	2.0	4	86	21:42	15/39	38	14/35	40	1/4	25	4/6	67	2	5	7	17	6	10		8	9	35	8.8				
8	BIENEK Andre	3.0	4	73	18:22	15/32	47	15/32	47			3/7	43	6	16	22	7	2	5	1	9	9	33	8.3				
7	LEHMANN Lars	3.0	4	82	20:44	11/30	37	10/27	37	1/3	33	1/11	9	4	13	17	12	8	6		14	7	24	6.0				
12	WOLK Sebastian	4.0	4	60	15:04	9/17	53	9/17	53			5/6	83	3	4	7	3	1	5		9	11	23	5.8				
6	QUALI Mimoun	3.0	2	10	05:26	3/7	43	3/7	43					1		1						1	6	3.0				
9	FISCHER Florian	1.5	4	69	17:26	3/7	43	3/6	50	0/1	0	2/2	100	2	4	6	4	3	5		10	4	8	2.0				
4	LOHMANN Bjoern	1.0	4	57	14:16	2/10	20	2/10	20			3/4	75	2	3	5	1	1	1			2	7	1.8				
10	KRESS Andreas	3.5	3	9	03:05	2/4	50	2/4	50			1/2	50	1	2	3		1	1		1	2	5	1.7				
5	SCHUERMANNS Jens	1.0	4	102	25:43	3/13	23	3/13	23						5	5	2	1	5		11	1	6	1.5				
Team/Coach																						1						
Totals						122/295	41	120/271	44	2/24	8	38/70	54	46	111	157	61	38	52	1	84	75	284	71.0				
Opponents						91/202	45	84/175	48	7/27	26	37/70	53	15	135	150	41	97	21	2	76	84	226	56.5				

#### AVERAGES PER GAME

	GER	Opponents
Points from Turnovers	71	31
Points in the Paint	128	106
Second Chance Points	48	14
Fast Break Points	8	10

	GER	Opponents
Total Field Goals Made	0.0	0.0
2 Points Field Goals Made	0.0	0.0
3 Points Field Goals Made	0.0	0.0
Free Throws Made	0.0	0.0
Offensive Rebounds	0.0	0.0
Defensive Rebounds	0.0	0.0
Total Rebounds	0.0	0.0
Assists	0.0	0.0
Fouls	0.0	0.0
Turnovers	0.0	0.0
Steals	0.0	0.0
Blocked Shots	0.0	0.0
Points from Turnovers	17.8	7.7
Points in the Paint	32.0	26.5
Second Chance Points	12.0	3.5
Fast Break Points	2.0	2.5

#### Legend:

%	Shooting Percentage	AS	Assists	BS	Blocked Shots	DR	Defensive Rebounds
FO	Fouls On	GP	Games Played	M/A	Made/Attempt	MIN	Minutes Played
MPG	Minutes Played Per Game	OR	Offensive Rebounds	PF	Fouls	PPG	Points Per Game
PTS	Points	ST	Steals	TO	Turnovers	TOT	Total Rebounds





## CUMULATIVE STATISTICS

累积技术统计表

### GER - GERMANY After 5 Games

No.	Name	Sport Class	GP	MIN	MPG	Field Goals		2 Points		3 Points		Free Throws		Rebounds			AS	TO	ST	BS	PF	FO	PTS	PPG				
						M/A	%	M/A	%	M/A	%	M/A	%	OR	DR	TOT												
11	PASSIWAN Dirk	4.5	5	95	19:09	34/83	41	34/71	48	0/12	0	12/20	60	6	15	21	12	5	7		10	19	80	16.0				
15	KOHLER-LENZ Dirk	4.0	5	147	29:31	24/48	50	24/45	53	0/3	0	13/22	59	16	37	53	3	9	5		12	17	61	12.2				
14	COSKUN Ahmet	4.0	3	56	18:58	14/30	47	14/27	52	0/3	0	3/4	75		5	5	3	1	3		5	3	31	10.3				
12	WOLK Sebastian	4.0	5	87	17:25	17/32	53	17/32	53			8/9	89	5	11	16	4	2	8		13	13	42	8.4				
13	CHRISTINK Lars	2.0	5	106	21:19	18/50	36	17/46	37	1/4	25	4/6	67	3	6	9	20	6	10		10	9	41	8.2				
8	BIENEK Andre	3.0	5	93	18:36	17/38	45	17/38	45			4/9	44	8	17	25	7	2	6	1	11	10	38	7.6				
7	LEHMANN Lars	3.0	5	106	21:12	14/39	36	13/36	36	1/3	33	2/13	15	6	13	19	19	10	7		18	8	31	6.2				
6	QUALI Mimoun	3.0	2	10	05:26	3/7	43	3/7	43					1		1						1	6	3.0				
5	SCHUERMANN Jens	1.0	5	134	26:51	5/17	29	5/17	29					1	6	7	2	2	5		14	2	10	2.0				
9	FISCHER Florian	1.5	5	87	17:29	4/8	50	4/7	57	0/1	0	2/2	100	2	5	7	4	3	7		11	6	10	2.0				
10	KRESS Andreas	3.5	3	9	03:05	2/4	50	2/4	50			1/2	50	1	2	3		1	1		1	2	5	1.7				
4	LOHMANN Bjoern	1.0	5	65	13:08	2/11	18	2/11	18			3/4	75	2	3	5	1	1	1		1	2	7	1.4				
Team/Coach																						1						
Totals						154/367	42	152/341	45	2/26	8	52/91	57	56	134	190	75	43	60	1	106	92	362	72.4				
Opponents						121/257	47	114/228	50	7/29	24	49/94	52	19	169	188	60	109	25	2	93	106	298	59.6				

#### AVERAGES PER GAME

	GER	Opponents
Points from Turnovers	79	35
Points in the Paint	168	150
Second Chance Points	67	18
Fast Break Points	8	10

	GER	Opponents
Total Field Goals Made	0.0	0.0
2 Points Field Goals Made	0.0	0.0
3 Points Field Goals Made	0.0	0.0
Free Throws Made	0.0	0.0
Offensive Rebounds	0.0	0.0
Defensive Rebounds	0.0	0.0
Total Rebounds	0.0	0.0
Assists	0.0	0.0
Fouls	0.0	0.0
Turnovers	0.0	0.0
Steals	0.0	0.0
Blocked Shots	0.0	0.0
Points from Turnovers	15.8	7.0
Points in the Paint	33.6	30.0
Second Chance Points	13.4	3.6
Fast Break Points	1.6	2.0

#### Legend:

%	Shooting Percentage	AS	Assists	BS	Blocked Shots	DR	Defensive Rebounds
FO	Fouls On	GP	Games Played	M/A	Made/Attempt	MIN	Minutes Played
MPG	Minutes Played Per Game	OR	Offensive Rebounds	PF	Fouls	PPG	Points Per Game
PTS	Points	ST	Steals	TO	Turnovers	TOT	Total Rebounds



## CUMULATIVE STATISTICS

累积技术统计表

### GER - GERMANY After 6 Games

No.	Name	Sport Class	GP	MIN	MPG	Field Goals		2 Points		3 Points		Free Throws		Rebounds			AS	TO	ST	BS	PF	FO	PTS	PPG				
						M/A	%	M/A	%	M/A	%	M/A	%	OR	DR	TOT												
11	PASSIWAN Dirk	4.5	6	110	18:29	37/97	38	36/80	45	1/17	6	12/20	60	7	18	25	15	8	7		14	21	87	14.5				
15	KOHLER-LENZ Dirk	4.0	6	182	30:20	32/66	48	32/63	51	0/3	0	15/26	58	18	46	64	4	9	5	1	14	19	79	13.2				
14	COSKUN Ahmet	4.0	3	56	18:58	14/30	47	14/27	52	0/3	0	3/4	75		5	5	3	1	3		5	3	31	10.3				
12	WOLK Sebastian	4.0	6	107	17:55	22/41	54	22/41	54			8/11	73	9	13	22	5	2	8		14	15	52	8.7				
8	BIENEK Andre	3.0	6	119	19:58	23/46	50	23/46	50			5/11	45	10	22	32	9	2	6	1	13	12	51	8.5				
13	CHRISTINK Lars	2.0	6	134	22:26	22/60	37	21/54	39	1/6	17	4/6	67	3	8	11	25	7	11		12	11	49	8.2				
7	LEHMANN Lars	3.0	6	128	21:25	17/48	35	16/45	36	1/3	33	2/14	14	6	14	20	21	11	9		23	12	37	6.2				
9	FISCHER Florian	1.5	6	109	18:14	5/9	56	5/8	63	0/1	0	2/2	100	3	6	9	4	4	8		15	6	12	2.0				
6	QUALI Mimoun	3.0	3	11	03:52	3/7	43	3/7	43					1		1						1	6	2.0				
5	SCHUERMANNS Jens	1.0	6	153	25:38	5/18	28	5/18	28					1	8	9	2	2	5		18	3	10	1.7				
10	KRESS Andreas	3.5	3	9	03:05	2/4	50	2/4	50			1/2	50	1	2	3		1	1		1	2	5	1.7				
4	LOHMANN Bjoern	1.0	6	76	12:42	2/11	18	2/11	18			3/4	75	2	4	6	1	1	2		1	3	7	1.2				
Team/Coach																						1						
Totals						184/437	42	181/404	45	3/33	9	55/100	55	66	161	227	89	49	65	2	130	108	426	71.0				
Opponents						148/317	47	138/280	49	10/37	27	63/117	54	31	201	232	75	121	30	2	109	130	369	61.5				

#### AVERAGES PER GAME

	GER	Opponents
Points from Turnovers	86	40
Points in the Paint	200	180
Second Chance Points	83	26
Fast Break Points	8	10

	GER	Opponents
Total Field Goals Made	0.0	0.0
2 Points Field Goals Made	0.0	0.0
3 Points Field Goals Made	0.0	0.0
Free Throws Made	0.0	0.0
Offensive Rebounds	0.0	0.0
Defensive Rebounds	0.0	0.0
Total Rebounds	0.0	0.0
Assists	0.0	0.0
Fouls	0.0	0.0
Turnovers	0.0	0.0
Steals	0.0	0.0
Blocked Shots	0.0	0.0
Points from Turnovers	14.3	6.6
Points in the Paint	33.3	30.0
Second Chance Points	13.8	4.3
Fast Break Points	1.3	1.6

#### Legend:

%	Shooting Percentage	AS	Assists	BS	Blocked Shots	DR	Defensive Rebounds
FO	Fouls On	GP	Games Played	M/A	Made/Attempt	MIN	Minutes Played
MPG	Minutes Played Per Game	OR	Offensive Rebounds	PF	Fouls	PPG	Points Per Game
PTS	Points	ST	Steals	TO	Turnovers	TOT	Total Rebounds

## CUMULATIVE STATISTICS

累积技术统计表

### GER - GERMANY After 7 Games

No.	Name	Sport Class	GP	MIN	MPG	Field Goals		2 Points		3 Points		Free Throws		Rebounds			AS	TO	ST	BS	PF	FO	PTS	PPG				
						M/A	%	M/A	%	M/A	%	M/A	%	OR	DR	TOT												
11	PASSIWAN Dirk	4.5	7	141	20:11	49/116	42	47/96	49	2/20	10	17/28	61	9	23	32	15	9	9		17	27	117	16.7				
15	KOHLER-LENZ Dirk	4.0	7	220	31:28	41/80	51	41/77	53	0/3	0	20/33	61	21	57	78	5	11	7	1	14	26	102	14.6				
14	COSKUN Ahmet	4.0	3	56	18:58	14/30	47	14/27	52	0/3	0	3/4	75		5	5	3	1	3		5	3	31	10.3				
8	BIENEK Andre	3.0	7	132	18:58	25/52	48	25/52	48			5/13	38	10	24	34	10	3	6	1	15	15	55	7.9				
12	WOLK Sebastian	4.0	7	117	16:44	23/43	53	23/43	53			8/11	73	9	13	22	5	4	8		16	15	54	7.7				
13	CHRISTINK Lars	2.0	7	146	20:51	24/66	36	23/59	39	1/7	14	4/6	67	4	9	13	26	7	11		13	11	53	7.6				
7	LEHMANN Lars	3.0	7	157	22:28	19/55	35	18/52	35	1/3	33	2/16	13	7	17	24	29	14	10		26	14	41	5.9				
5	SCHUERMANNS Jens	1.0	7	185	26:30	7/20	35	7/20	35					1	9	10	2	3	6		20	4	14	2.0				
6	QUALI Mimoun	3.0	3	11	03:52	3/7	43	3/7	43					1		1						1	6	2.0				
9	FISCHER Florian	1.5	7	139	19:58	5/10	50	5/9	56	0/1	0	2/2	100	5	6	11	8	4	8		18	7	12	1.7				
10	KRESS Andreas	3.5	3	9	03:05	2/4	50	2/4	50			1/2	50	1	2	3		1	1		1	2	5	1.7				
4	LOHMANN Bjoern	1.0	7	82	11:48	2/12	17	2/12	17			3/4	75	2	4	6	1	1	2		1	3	7	1.0				
Team/Coach																						1						
Totals						214/495	43	210/458	46	4/37	11	65/119	55	75	187	262	104	59	71	2	146	128	497	71.0				
Opponents						171/373	46	159/326	49	12/47	26	72/132	55	38	223	261	84	133	34	2	130	146	426	60.9				

#### AVERAGES PER GAME

	GER	Opponents
Points from Turnovers	100	44
Points in the Paint	232	204
Second Chance Points	92	32
Fast Break Points	8	10

	GER	Opponents
Total Field Goals Made	0.0	0.0
2 Points Field Goals Made	0.0	0.0
3 Points Field Goals Made	0.0	0.0
Free Throws Made	0.0	0.0
Offensive Rebounds	0.0	0.0
Defensive Rebounds	0.0	0.0
Total Rebounds	0.0	0.0
Assists	0.0	0.0
Fouls	0.0	0.0
Turnovers	0.0	0.0
Steals	0.0	0.0
Blocked Shots	0.0	0.0
Points from Turnovers	14.3	6.2
Points in the Paint	33.1	29.1
Second Chance Points	13.1	4.5
Fast Break Points	1.1	1.4

#### Legend:

%	Shooting Percentage	AS	Assists	BS	Blocked Shots	DR	Defensive Rebounds
FO	Fouls On	GP	Games Played	M/A	Made/Attempt	MIN	Minutes Played
MPG	Minutes Played Per Game	OR	Offensive Rebounds	PF	Fouls	PPG	Points Per Game
PTS	Points	ST	Steals	TO	Turnovers	TOT	Total Rebounds

## CUMULATIVE STATISTICS

累积技术统计表

### GER - GERMANY After 7 Games

No.	Name	Sport Class	GP	MIN	MPG	Field Goals		2 Points		3 Points		Free Throws		Rebounds			AS	TO	ST	BS	PF	FO	PTS	PPG				
						M/A	%	M/A	%	M/A	%	M/A	%	OR	DR	TOT												
11	PASSIWAN Dirk	4.5	7	141	20:11	49/116	42	47/96	49	2/20	10	17/28	61	9	23	32	15	9	9		17	27	117	16.7				
15	KOHLER-LENZ Dirk	4.0	7	220	31:28	41/80	51	41/77	53	0/3	0	20/33	61	21	57	78	5	11	7	1	14	26	102	14.6				
14	COSKUN Ahmet	4.0	3	56	18:58	14/30	47	14/27	52	0/3	0	3/4	75		5	5	3	1	3		5	3	31	10.3				
8	BIENEK Andre	3.0	7	132	18:58	25/52	48	25/52	48			5/13	38	10	24	34	10	3	6	1	15	15	55	7.9				
12	WOLK Sebastian	4.0	7	117	16:44	23/43	53	23/43	53			8/11	73	9	13	22	5	4	8		16	15	54	7.7				
13	CHRISTINK Lars	2.0	7	146	20:51	24/66	36	23/59	39	1/7	14	4/6	67	4	9	13	26	7	11		13	11	53	7.6				
7	LEHMANN Lars	3.0	7	157	22:28	19/55	35	18/52	35	1/3	33	2/16	13	7	17	24	29	14	10		26	14	41	5.9				
5	SCHUERMANNS Jens	1.0	7	185	26:30	7/20	35	7/20	35					1	9	10	2	3	6		20	4	14	2.0				
6	QUALI Mimoun	3.0	3	11	03:52	3/7	43	3/7	43					1		1						1	6	2.0				
9	FISCHER Florian	1.5	7	139	19:58	5/10	50	5/9	56	0/1	0	2/2	100	5	6	11	8	4	8		18	7	12	1.7				
10	KRESS Andreas	3.5	3	9	03:05	2/4	50	2/4	50			1/2	50	1	2	3		1	1		1	2	5	1.7				
4	LOHMANN Bjoern	1.0	7	82	11:48	2/12	17	2/12	17			3/4	75	2	4	6	1	1	2		1	3	7	1.0				
Team/Coach																						1						
Totals						214/495	43	210/458	46	4/37	11	65/119	55	75	187	262	104	59	71	2	146	128	497	71.0				
Opponents						171/373	46	159/326	49	12/47	26	72/132	55	38	223	261	84	133	34	2	130	146	426	60.9				

#### AVERAGES PER GAME

	GER	Opponents
Points from Turnovers	100	44
Points in the Paint	232	204
Second Chance Points	92	32
Fast Break Points	8	10

	GER	Opponents
Total Field Goals Made	30.6	24.4
2 Points Field Goals Made	30.0	22.7
3 Points Field Goals Made	0.6	1.7
Free Throws Made	9.3	10.3
Offensive Rebounds	10.7	5.4
Defensive Rebounds	26.7	31.9
Total Rebounds	37.4	37.3
Assists	14.9	12.0
Fouls	20.9	18.6
Turnovers	8.4	19.0
Steals	10.1	4.9
Blocked Shots	0.3	0.3
Points from Turnovers	14.3	6.2
Points in the Paint	33.1	29.1
Second Chance Points	13.1	4.5
Fast Break Points	1.1	1.4

#### Legend:

%	Shooting Percentage	AS	Assists	BS	Blocked Shots	DR	Defensive Rebounds
FO	Fouls On	GP	Games Played	M/A	Made/Attempt	MIN	Minutes Played
MPG	Minutes Played Per Game	OR	Offensive Rebounds	PF	Fouls	PPG	Points Per Game
PTS	Points	ST	Steals	TO	Turnovers	TOT	Total Rebounds



## CUMULATIVE STATISTICS

累积技术统计表

### GER - GERMANY After 8 Games

No.	Name	Sport Class	GP	MIN	MPG	Field Goals		2 Points		3 Points		Free Throws		Rebounds			AS	TO	ST	BS	PF	FO	PTS	PPG				
						M/A	%	M/A	%	M/A	%	M/A	%	OR	DR	TOT												
11	PASSIWAN Dirk	4.5	8	166	20:51	59/133	44	56/110	51	3/23	13	18/32	56	9	30	39	16	13	12		20	32	139	17.4				
15	KOHLER-LENZ Dirk	4.0	8	258	32:22	42/88	48	42/85	49	0/3	0	27/42	64	26	62	88	8	14	8	2	17	37	111	13.9				
14	COSKUN Ahmet	4.0	3	56	18:58	14/30	47	14/27	52	0/3	0	3/4	75		5	5	3	1	3		5	3	31	10.3				
12	WOLK Sebastian	4.0	8	131	16:27	27/51	53	27/51	53			10/13	77	11	15	26	5	6	9		19	16	64	8.0				
13	CHRISTINK Lars	2.0	8	161	20:13	28/73	38	27/66	41	1/7	14	4/6	67	5	11	16	28	7	13		16	11	61	7.6				
8	BIENEK Andre	3.0	8	145	18:08	25/58	43	25/58	43			5/13	38	10	26	36	11	4	6	1	18	15	55	6.9				
7	LEHMANN Lars	3.0	8	185	23:08	25/66	38	24/62	39	1/4	25	2/16	13	8	19	27	33	15	11		30	14	53	6.6				
5	SCHUERMANNS Jens	1.0	8	218	27:20	8/23	35	8/23	35					1	10	11	3	3	6		21	4	16	2.0				
10	KRESS Andreas	3.5	3	9	03:05	2/4	50	2/4	50			1/2	50	1	2	3		1	1		1	2	5	1.7				
9	FISCHER Florian	1.5	8	165	20:40	5/11	45	5/10	50	0/1	0	2/2	100	6	7	13	9	6	10		19	8	12	1.5				
6	QUALI Mimoun	3.0	4	12	03:13	3/7	43	3/7	43					1		1						1	6	1.5				
4	LOHMANN Bjoern	1.0	8	88	11:01	2/12	17	2/12	17			3/4	75	2	4	6	1	1	2		1	3	7	0.9				
Team/Coach																						1						
Totals						240/556	43	235/515	46	5/41	12	75/134	56	85	210	295	117	72	81	3	167	146	560	70.0				
Opponents						194/427	45	181/374	48	13/53	25	79/152	52	52	250	302	104	151	41	2	149	166	480	60.0				

#### AVERAGES PER GAME

	GER	Opponents
Points from Turnovers	114	44
Points in the Paint	256	242
Second Chance Points	98	36
Fast Break Points	8	10

	GER	Opponents
Total Field Goals Made	30.0	24.3
2 Points Field Goals Made	29.4	22.6
3 Points Field Goals Made	0.6	1.6
Free Throws Made	9.4	9.9
Offensive Rebounds	10.6	6.5
Defensive Rebounds	26.3	31.3
Total Rebounds	36.9	37.8
Assists	14.6	13.0
Fouls	20.9	18.6
Turnovers	9.0	18.9
Steals	10.1	5.1
Blocked Shots	0.4	0.3
Points from Turnovers	14.3	5.5
Points in the Paint	32.0	30.2
Second Chance Points	12.3	4.5
Fast Break Points	1.0	1.2

#### Legend:

%	Shooting Percentage	AS	Assists	BS	Blocked Shots	DR	Defensive Rebounds
FO	Fouls On	GP	Games Played	M/A	Made/Attempt	MIN	Minutes Played
MPG	Minutes Played Per Game	OR	Offensive Rebounds	PF	Fouls	PPG	Points Per Game
PTS	Points	ST	Steals	TO	Turnovers	TOT	Total Rebounds

## CUMULATIVE STATISTICS

累积技术统计表

### GBR - GREAT BRITAIN After 1 Game

No.	Name	Sport Class	GP	MIN	MPG	Field Goals		2 Points		3 Points		Free Throws		Rebounds			AS	TO	ST	BS	PF	FO	PTS	PPG
						M/A	%	M/A	%	M/A	%	M/A	%	OR	DR	TOT								
8	MUNN Simon	4.0	1	18	18:49	9/14	64	9/14	64			1/1	100	4	7	11	1		2		2	2	19	19.0
14	HALL Jonathan	3.0	1	14	14:25	7/13	54	5/10	50	2/3	67	1/2	50	1	2	3	1	1	1			1	17	17.0
9	POLLOCK Jon	2.5	1	21	21:02	5/11	45	5/8	63	0/3	0	4/4	100		1	1	3	2	1			3	14	14.0
4	BESTWICK Joseph	4.5	1	21	21:39	4/9	44	4/9	44			1/3	33	2	3	5	1		1	1	1	5	9	9.0
7	BYWATER Terence	4.5	1	19	19:10	4/8	50	4/7	57	0/1	0				7	7	1	1		1		2	8	8.0
15	OROGBEMI Ade	2.5	1	17	17:17	2/5	40	2/4	50	0/1	0	2/8	25	1		1	4		3		3	5	6	6.0
11	BYRNE Matthew	1.5	1	16	16:25	2/3	67	2/3	67											2		4	4.0	
12	BLAKE Andrew	2.5	1	20	20:22	1/2	50	1/2	50						4	4						1	2	2.0
13	FINBOW Peter	2.0	1	16	16:14	1/3	33	1/3	33					3		3	2	1		2		2	2.0	
10	JAMA Abdullah	1.0	1	14	14:42										1	1		1				1	0	0.0
5	BROWN Simon	2.0	1	10	10:13																	0	0.0	
6	HAYES Kevin	1.0	1	9	09:42	0/3	0	0/3	0									1				0	0.0	
Team/Coach																								
Totals						35/71	49	33/63	52	2/8	25	9/18	50	14	34	48	13	7	8	2	10	20	81	81.0
Opponents						16/63	25	16/61	26	0/2	0	2/4	50	11	27	38	4	16	2		20	10	34	34.0

#### AVERAGES PER GAME

	GBR	Opponents
Points from Turnovers	8	2
Points in the Paint	42	18
Second Chance Points	16	10
Fast Break Points	4	0

	GBR	Opponents
Total Field Goals Made	0.0	0.0
2 Points Field Goals Made	0.0	0.0
3 Points Field Goals Made	0.0	0.0
Free Throws Made	0.0	0.0
Offensive Rebounds	0.0	0.0
Defensive Rebounds	0.0	0.0
Total Rebounds	0.0	0.0
Assists	0.0	0.0
Fouls	0.0	0.0
Turnovers	0.0	0.0
Steals	0.0	0.0
Blocked Shots	0.0	0.0
Points from Turnovers	8.0	2.0
Points in the Paint	42.0	18.0
Second Chance Points	16.0	10.0
Fast Break Points	4.0	0.0

#### Legend:

%	Shooting Percentage	AS	Assists	BS	Blocked Shots	DR	Defensive Rebounds
FO	Fouls On	GP	Games Played	M/A	Made/Attempt	MIN	Minutes Played
MPG	Minutes Played Per Game	OR	Offensive Rebounds	PF	Fouls	PPG	Points Per Game
PTS	Points	ST	Steals	TO	Turnovers	TOT	Total Rebounds

## CUMULATIVE STATISTICS

累积技术统计表

### GBR - GREAT BRITAIN After 2 Games

No.	Name	Sport Class	GP	MIN	MPG	Field Goals		2 Points		3 Points		Free Throws		Rebounds			AS	TO	ST	BS	PF	FO	PTS	PPG				
						M/A	%	M/A	%	M/A	%	M/A	%	OR	DR	TOT												
8	MUNN Simon	4.0	2	41	20:34	12/24	50	12/23	52	0/1	0	4/4	100	4	11	15	1	2	2		3	8	28	14.0				
14	HALL Jonathan	3.0	2	32	16:20	10/19	53	8/14	57	2/5	40	1/2	50	2	3	5	4	1	1			3	23	11.5				
4	BESTWICK Joseph	4.5	2	45	22:51	7/16	44	7/16	44			4/7	57	5	8	13	1		1	1	5	8	18	9.0				
9	POLLOCK Jon	2.5	2	42	21:08	6/18	33	6/12	50	0/6	0	5/8	63		2	2	5	2	1		4	6	17	8.5				
7	BYWATER Terence	4.5	2	36	18:26	6/15	40	6/13	46	0/2	0				10	10	1	2		1	3	4	12	6.0				
15	OROGBEMI Ade	2.5	2	34	17:28	3/11	27	3/10	30	0/1	0	2/12	17	3		3	5	1	3		6	9	8	4.0				
12	BLAKE Andrew	2.5	2	38	19:18	2/5	40	2/5	40			2/2	100	1	6	7						2	6	3.0				
6	HAYES Kevin	1.0	2	26	13:10	2/6	33	2/6	33			2/2	100	1	1	2		1				3	6	3.0				
13	FINBOW Peter	2.0	2	36	18:07	2/4	50	2/4	50					3	2	5	2	1			5		4	2.0				
11	BYRNE Matthew	1.5	2	23	11:32	2/5	40	2/4	50	0/1	0				1	1					3		4	2.0				
10	JAMA Abdillah	1.0	2	30	15:25	1/3	33	1/3	33			1/2	50		2	2		2			1	3	3	1.5				
5	BROWN Simon	2.0	2	11	05:39																1		0	0.0				
Team/Coach																					2							
Totals						53/126	42	51/110	46	2/16	13	21/39	54	22	56	78	19	14	8	2	31	46	129	64.5				
Opponents						43/114	38	41/106	39	2/8	25	13/20	65	15	58	73	14	24	4		46	31	101	50.5				

#### AVERAGES PER GAME

	GBR	Opponents
Points from Turnovers	14	8
Points in the Paint	66	48
Second Chance Points	25	18
Fast Break Points	6	0

	GBR	Opponents
Total Field Goals Made	0.0	0.0
2 Points Field Goals Made	0.0	0.0
3 Points Field Goals Made	0.0	0.0
Free Throws Made	0.0	0.0
Offensive Rebounds	0.0	0.0
Defensive Rebounds	0.0	0.0
Total Rebounds	0.0	0.0
Assists	0.0	0.0
Fouls	0.0	0.0
Turnovers	0.0	0.0
Steals	0.0	0.0
Blocked Shots	0.0	0.0
Points from Turnovers	7.0	4.0
Points in the Paint	33.0	24.0
Second Chance Points	12.5	9.0
Fast Break Points	3.0	0.0

#### Legend:

%	Shooting Percentage	AS	Assists	BS	Blocked Shots	DR	Defensive Rebounds
FO	Fouls On	GP	Games Played	M/A	Made/Attempt	MIN	Minutes Played
MPG	Minutes Played Per Game	OR	Offensive Rebounds	PF	Fouls	PPG	Points Per Game
PTS	Points	ST	Steals	TO	Turnovers	TOT	Total Rebounds



## CUMULATIVE STATISTICS

累积技术统计表

### GBR - GREAT BRITAIN After 3 Games

No.	Name	Sport Class	GP	MIN	MPG	Field Goals		2 Points		3 Points		Free Throws		Rebounds			AS	TO	ST	BS	PF	FO	PTS	PPG					
						M/A	%	M/A	%	M/A	%	M/A	%	OR	DR	TOT													
8	MUNN Simon	4.0	2	41	20:34	12/24	50	12/23	52	0/1	0	4/4	100	4	11	15	1	2	2		3	8	28	14.0					
9	POLLOCK Jon	2.5	3	82	27:25	13/33	39	9/18	50	4/15	27	6/13	46		7	7	14	3	2		6	12	36	12.0					
4	BESTWICK Joseph	4.5	3	84	28:15	12/32	38	12/32	38			5/11	45	7	21	28	2	4	2	1	9	13	29	9.7					
14	HALL Jonathan	3.0	3	52	17:37	13/27	48	11/22	50	2/5	40	1/2	50	2	5	7	6	2	1			5	29	9.7					
7	BYWATER Terence	4.5	2	36	18:26	6/15	40	6/13	46	0/2	0				10	10	1	2		1	3	4	12	6.0					
12	BLAKE Andrew	2.5	3	77	25:53	5/8	63	5/8	63			2/2	100	1	11	12		1			2	3	12	4.0					
15	OROGBEMI Ade	2.5	3	56	18:53	4/16	25	4/15	27	0/1	0	3/14	21	5	2	7	5	3	3		10	13	11	3.7					
6	HAYES Kevin	1.0	3	32	10:56	4/8	50	4/8	50			2/2	100	1	1	2		1			4	3	10	3.3					
13	FINBOW Peter	2.0	3	57	19:00	4/9	44	4/9	44			1/2	50	3	4	7	4	1	1		7	1	9	3.0					
11	BYRNE Matthew	1.5	2	23	11:32	2/5	40	2/4	50	0/1	0				1	1					3		4	2.0					
10	JAMA Abdillah	1.0	3	43	14:32	1/4	25	1/4	25			1/2	50		3	3		2			2	3	3	1.0					
5	BROWN Simon	2.0	2	11	05:39																1		0	0.0					
Team/Coach																						4							
Totals						76/181	42	70/156	45	6/25	24	25/52	48	27	90	117	33	25	11	2		50	65	183	61.0				
Opponents						64/180	36	59/168	35	5/12	42	18/31	58	28	91	119	25	34	7		65	49	151	50.3					

#### AVERAGES PER GAME

	GBR	Opponents
Points from Turnovers	21	12
Points in the Paint	88	72
Second Chance Points	29	26
Fast Break Points	8	0

	GBR	Opponents
Total Field Goals Made	0.0	0.0
2 Points Field Goals Made	0.0	0.0
3 Points Field Goals Made	0.0	0.0
Free Throws Made	0.0	0.0
Offensive Rebounds	0.0	0.0
Defensive Rebounds	0.0	0.0
Total Rebounds	0.0	0.0
Assists	0.0	0.0
Fouls	0.0	0.0
Turnovers	0.0	0.0
Steals	0.0	0.0
Blocked Shots	0.0	0.0
Points from Turnovers	7.0	4.0
Points in the Paint	29.3	24.0
Second Chance Points	9.7	8.6
Fast Break Points	2.7	0.0

#### Legend:

%	Shooting Percentage	AS	Assists	BS	Blocked Shots	DR	Defensive Rebounds
FO	Fouls On	GP	Games Played	M/A	Made/Attempt	MIN	Minutes Played
MPG	Minutes Played Per Game	OR	Offensive Rebounds	PF	Fouls	PPG	Points Per Game
PTS	Points	ST	Steals	TO	Turnovers	TOT	Total Rebounds



## CUMULATIVE STATISTICS

累积技术统计表

### GBR - GREAT BRITAIN After 4 Games

No.	Name	Sport Class	GP	MIN	MPG	Field Goals		2 Points		3 Points		Free Throws		Rebounds			AS	TO	ST	BS	PF	FO	PTS	PPG					
						M/A	%	M/A	%	M/A	%	M/A	%	OR	DR	TOT													
8	MUNN Simon	4.0	3	78	26:12	21/42	50	21/40	53	0/2	0	12/14	86	6	30	36	1	6	3		6	17	54	18.0					
9	POLLOCK Jon	2.5	4	120	30:12	16/42	38	12/25	48	4/17	24	9/17	53	1	8	9	18	4	2		10	18	45	11.3					
7	BYWATER Terence	4.5	3	62	20:48	12/26	46	12/21	57	0/5	0	4/7	57	3	16	19	2	3		1	4	11	28	9.3					
14	HALL Jonathan	3.0	4	58	14:35	14/29	48	12/24	50	2/5	40	3/9	33	3	5	8	6	2	1			9	33	8.3					
4	BESTWICK Joseph	4.5	4	86	21:41	12/33	36	12/33	36			5/11	45	7	23	30	2	4	2	1	9	13	29	7.3					
15	OROGBEMI Ade	2.5	4	67	16:53	5/18	28	5/17	29	0/1	0	5/18	28	6	3	9	5	3	3		12	16	15	3.8					
13	FINBOW Peter	2.0	4	94	23:42	5/13	38	5/13	38			3/4	75	6	7	13	10	3	1		10	2	13	3.3					
12	BLAKE Andrew	2.5	4	92	23:10	5/8	63	5/8	63			2/2	100	1	14	15		2			4	3	12	3.0					
6	HAYES Kevin	1.0	4	36	09:01	4/8	50	4/8	50			2/2	100	1	1	2		1			4	3	10	2.5					
10	JAMA Abdillah	1.0	4	65	16:19	2/8	25	2/8	25			5/8	63		3	3		2			4	6	9	2.3					
11	BYRNE Matthew	1.5	3	25	08:33	2/5	40	2/4	50	0/1	0				1	1					3		4	1.3					
5	BROWN Simon	2.0	2	11	05:39																1		0	0.0					
Team/Coach																						4							
Totals						98/232	42	92/201	46	6/31	19	50/92	54	38	126	164	44	34	12	2		67	98	252	63.0				
Opponents						86/241	36	78/209	37	8/32	25	24/44	55	34	113	147	32	40	8	1		98	66	204	51.0				

#### AVERAGES PER GAME

	GBR	Opponents
Points from Turnovers	26	14
Points in the Paint	116	96
Second Chance Points	43	30
Fast Break Points	8	4

	GBR	Opponents
Total Field Goals Made	0.0	0.0
2 Points Field Goals Made	0.0	0.0
3 Points Field Goals Made	0.0	0.0
Free Throws Made	0.0	0.0
Offensive Rebounds	0.0	0.0
Defensive Rebounds	0.0	0.0
Total Rebounds	0.0	0.0
Assists	0.0	0.0
Fouls	0.0	0.0
Turnovers	0.0	0.0
Steals	0.0	0.0
Blocked Shots	0.0	0.0
Points from Turnovers	6.5	3.5
Points in the Paint	29.0	24.0
Second Chance Points	10.8	7.5
Fast Break Points	2.0	1.0

#### Legend:

%	Shooting Percentage	AS	Assists	BS	Blocked Shots	DR	Defensive Rebounds
FO	Fouls On	GP	Games Played	M/A	Made/Attempt	MIN	Minutes Played
MPG	Minutes Played Per Game	OR	Offensive Rebounds	PF	Fouls	PPG	Points Per Game
PTS	Points	ST	Steals	TO	Turnovers	TOT	Total Rebounds

## CUMULATIVE STATISTICS

累积技术统计表

### GBR - GREAT BRITAIN After 5 Games

No.	Name	Sport Class	GP	MIN	MPG	Field Goals		2 Points		3 Points		Free Throws		Rebounds			AS	TO	ST	BS	PF	FO	PTS	PPG				
						M/A	%	M/A	%	M/A	%	M/A	%	OR	DR	TOT												
8	MUNN Simon	4.0	4	116	29:01	30/54	56	30/52	58	0/2	0	19/24	79	7	49	56	4	7	6	1	9	28	79	19.8				
9	POLLOCK Jon	2.5	5	157	31:32	22/58	38	16/36	44	6/22	27	14/25	56	2	9	11	31	7	3		10	23	64	12.8				
7	BYWATER Terence	4.5	4	100	25:09	19/39	49	19/33	58	0/6	0	7/10	70	5	23	28	3	4	1	1	6	15	45	11.3				
14	HALL Jonathan	3.0	5	60	12:10	14/29	48	12/24	50	2/5	40	3/9	33	3	5	8	6	2	1			9	33	6.6				
4	BESTWICK Joseph	4.5	5	88	17:42	12/33	36	12/33	36			5/11	45	7	23	30	2	4	2	1	10	13	29	5.8				
10	JAMA Abdillah	1.0	5	93	18:43	8/16	50	8/16	50			8/12	67		4	4	1	3			6	10	24	4.8				
13	FINBOW Peter	2.0	5	131	26:16	6/15	40	6/15	40			5/6	83	6	7	13	12	5	1		12	4	17	3.4				
15	OROGBEMI Ade	2.5	5	70	14:04	5/18	28	5/17	29	0/1	0	5/18	28	6	3	9	5	3	4		13	16	15	3.0				
12	BLAKE Andrew	2.5	5	95	19:01	5/9	56	5/9	56			2/2	100	1	14	15		2			4	3	12	2.4				
6	HAYES Kevin	1.0	5	47	09:33	5/10	50	5/10	50			2/2	100	1	1	2		1			4	3	12	2.4				
11	BYRNE Matthew	1.5	3	25	08:33	2/5	40	2/4	50	0/1	0				1	1					3		4	1.3				
5	BROWN Simon	2.0	3	12	04:14									1		1					1		0	0.0				
Team/Coach																						4						
Totals						128/286	45	120/249	48	8/37	22	70/119	59	44	154	198	64	42	18	3	78	124	334	66.8				
Opponents						114/312	37	102/266	38	12/46	26	31/57	54	51	134	185	49	47	12	1	124	77	271	54.2				

#### AVERAGES PER GAME

	GBR	Opponents
Points from Turnovers	32	20
Points in the Paint	150	136
Second Chance Points	51	37
Fast Break Points	14	10

	GBR	Opponents
Total Field Goals Made	0.0	0.0
2 Points Field Goals Made	0.0	0.0
3 Points Field Goals Made	0.0	0.0
Free Throws Made	0.0	0.0
Offensive Rebounds	0.0	0.0
Defensive Rebounds	0.0	0.0
Total Rebounds	0.0	0.0
Assists	0.0	0.0
Fouls	0.0	0.0
Turnovers	0.0	0.0
Steals	0.0	0.0
Blocked Shots	0.0	0.0
Points from Turnovers	6.4	4.0
Points in the Paint	30.0	27.1
Second Chance Points	10.2	7.4
Fast Break Points	2.8	2.0

#### Legend:

%	Shooting Percentage	AS	Assists	BS	Blocked Shots	DR	Defensive Rebounds
FO	Fouls On	GP	Games Played	M/A	Made/Attempt	MIN	Minutes Played
MPG	Minutes Played Per Game	OR	Offensive Rebounds	PF	Fouls	PPG	Points Per Game
PTS	Points	ST	Steals	TO	Turnovers	TOT	Total Rebounds

## CUMULATIVE STATISTICS

累积技术统计表

### GBR - GREAT BRITAIN After 6 Games

No.	Name	Sport Class	GP	MIN	MPG	Field Goals		2 Points		3 Points		Free Throws		Rebounds			AS	TO	ST	BS	PF	FO	PTS	PPG				
						M/A	%	M/A	%	M/A	%	M/A	%	OR	DR	TOT												
8	MUNN Simon	4.0	5	155	31:02	42/79	53	42/77	55	0/2	0	26/33	79	14	62	76	4	8	8	1	13	36	110	22.0				
9	POLLOCK Jon	2.5	6	197	32:55	28/74	38	20/45	44	8/29	28	15/29	52	3	12	15	39	12	4		12	31	79	13.2				
7	BYWATER Terence	4.5	5	124	24:53	21/46	46	20/39	51	1/7	14	12/16	75	6	27	33	3	6	1	1	8	19	55	11.0				
10	JAMA Abdillah	1.0	6	118	19:44	13/22	59	13/22	59			8/12	67		5	5	3	4			7	10	34	5.7				
14	HALL Jonathan	3.0	6	61	10:15	14/29	48	12/24	50	2/5	40	3/11	27	3	6	9	6	2	1		10	33	5.5					
4	BESTWICK Joseph	4.5	6	89	14:59	12/33	36	12/33	36			5/11	45	7	23	30	2	5	2	1	11	13	29	4.8				
15	OROGBEMI Ade	2.5	6	86	14:20	6/19	32	6/18	33	0/1	0	6/20	30	6	4	10	7	3	4		13	18	18	3.0				
13	FINBOW Peter	2.0	6	166	27:48	6/17	35	6/17	35			5/6	83	8	11	19	15	6	2		15	4	17	2.8				
6	HAYES Kevin	1.0	5	47	09:33	5/10	50	5/10	50			2/2	100	1	1	2		1			4	3	12	2.4				
12	BLAKE Andrew	2.5	6	110	18:20	6/12	50	6/12	50			2/2	100	1	15	16		3			6	3	14	2.3				
11	BYRNE Matthew	1.5	4	29	07:28	2/5	40	2/4	50	0/1	0				1	1			1		4	1	4	1.0				
5	BROWN Simon	2.0	3	12	04:14									1		1					1		0	0.0				
Team/Coach																						4						
Totals						155/346	45	144/301	48	11/45	24	84/142	59	56	186	242	79	54	23	3	94	148	405	67.5				
Opponents						144/382	38	131/329	40	13/53	25	34/66	52	61	161	222	63	53	17	2	148	93	335	55.8				

#### AVERAGES PER GAME

	GBR	Opponents
Points from Turnovers	37	27
Points in the Paint	180	168
Second Chance Points	59	53
Fast Break Points	14	10

	GBR	Opponents
Total Field Goals Made	0.0	0.0
2 Points Field Goals Made	0.0	0.0
3 Points Field Goals Made	0.0	0.0
Free Throws Made	0.0	0.0
Offensive Rebounds	0.0	0.0
Defensive Rebounds	0.0	0.0
Total Rebounds	0.0	0.0
Assists	0.0	0.0
Fouls	0.0	0.0
Turnovers	0.0	0.0
Steals	0.0	0.0
Blocked Shots	0.0	0.0
Points from Turnovers	6.2	4.5
Points in the Paint	30.0	28.0
Second Chance Points	9.8	8.8
Fast Break Points	2.3	1.6

#### Legend:

%	Shooting Percentage	AS	Assists	BS	Blocked Shots	DR	Defensive Rebounds
FO	Fouls On	GP	Games Played	M/A	Made/Attempt	MIN	Minutes Played
MPG	Minutes Played Per Game	OR	Offensive Rebounds	PF	Fouls	PPG	Points Per Game
PTS	Points	ST	Steals	TO	Turnovers	TOT	Total Rebounds

## CUMULATIVE STATISTICS

累积技术统计表

### GBR - GREAT BRITAIN After 7 Games

No.	Name	Sport Class	GP	MIN	MPG	Field Goals		2 Points		3 Points		Free Throws		Rebounds			AS	TO	ST	BS	PF	FO	PTS	PPG					
						M/A	%	M/A	%	M/A	%	M/A	%	OR	DR	TOT													
8	MUNN Simon	4.0	6	189	31:36	45/89	51	45/87	52	0/2	0	28/37	76	14	73	87	4	8	9	1	18	41	118	19.7					
9	POLLOCK Jon	2.5	7	234	33:28	35/93	38	23/55	42	12/38	32	15/29	52	4	12	16	42	17	6		17	33	97	13.9					
7	BYWATER Terence	4.5	6	138	23:03	22/50	44	21/43	49	1/7	14	12/16	75	7	29	36	3	6	1	1	9	20	57	9.5					
10	JAMA Abdillah	1.0	7	133	19:03	15/25	60	15/25	60			8/12	67		5	5	3	4	1		7	11	38	5.4					
14	HALL Jonathan	3.0	7	76	10:56	16/34	47	14/28	50	2/6	33	3/11	27	4	10	14	7	3	3		1	11	37	5.3					
4	BESTWICK Joseph	4.5	7	100	14:18	14/38	37	14/38	37			5/11	45	8	23	31	2	6	2	1	14	14	33	4.7					
13	FINBOW Peter	2.0	7	187	26:45	8/22	36	8/22	36			5/6	83	9	11	20	15	7	2		17	4	21	3.0					
15	OROGBEMI Ade	2.5	7	105	15:02	7/20	35	7/19	37	0/1	0	7/22	32	8	5	13	7	3	4		15	21	21	3.0					
12	BLAKE Andrew	2.5	7	120	17:12	6/13	46	6/13	46			2/2	100	3	15	18		4			7	3	14	2.0					
6	HAYES Kevin	1.0	6	51	08:33	5/10	50	5/10	50			2/2	100	1	1	2		1			4	3	12	2.0					
11	BYRNE Matthew	1.5	5	47	09:26	5/10	50	5/8	63	0/2	0				1	1		1	2		7	2	10	2.0					
5	BROWN Simon	2.0	4	16	04:05							1/2	50	1		1					1	1	1	0.3					
Team/Coach																						4							
Totals						178/404	44	163/348	47	15/56	27	88/150	59	66	205	271	83	64	30	3	117	164	459	65.6					
Opponents						172/434	40	158/378	42	14/56	25	44/86	51	70	185	255	67	64	23	2	164	115	402	57.4					

#### AVERAGES PER GAME

	GBR	Opponents
Points from Turnovers	41	33
Points in the Paint	194	202
Second Chance Points	71	59
Fast Break Points	14	10

	GBR	Opponents
Total Field Goals Made	0.0	0.0
2 Points Field Goals Made	0.0	0.0
3 Points Field Goals Made	0.0	0.0
Free Throws Made	0.0	0.0
Offensive Rebounds	0.0	0.0
Defensive Rebounds	0.0	0.0
Total Rebounds	0.0	0.0
Assists	0.0	0.0
Fouls	0.0	0.0
Turnovers	0.0	0.0
Steals	0.0	0.0
Blocked Shots	0.0	0.0
Points from Turnovers	5.9	4.7
Points in the Paint	27.7	28.8
Second Chance Points	10.1	8.4
Fast Break Points	2.0	1.4

#### Legend:

%	Shooting Percentage	AS	Assists	BS	Blocked Shots	DR	Defensive Rebounds
FO	Fouls On	GP	Games Played	M/A	Made/Attempt	MIN	Minutes Played
MPG	Minutes Played Per Game	OR	Offensive Rebounds	PF	Fouls	PPG	Points Per Game
PTS	Points	ST	Steals	TO	Turnovers	TOT	Total Rebounds

## CUMULATIVE STATISTICS

累积技术统计表

### GBR - GREAT BRITAIN After 7 Games

No.	Name	Sport Class	GP	MIN	MPG	Field Goals		2 Points		3 Points		Free Throws		Rebounds			AS	TO	ST	BS	PF	FO	PTS	PPG					
						M/A	%	M/A	%	M/A	%	M/A	%	OR	DR	TOT													
8	MUNN Simon	4.0	6	189	31:36	45/89	51	45/87	52	0/2	0	28/37	76	14	73	87	4	8	9	1	18	41	118	19.7					
9	POLLOCK Jon	2.5	7	234	33:28	35/93	38	23/55	42	12/38	32	15/29	52	4	12	16	42	17	6		17	33	97	13.9					
7	BYWATER Terence	4.5	6	138	23:03	22/50	44	21/43	49	1/7	14	12/16	75	7	29	36	3	6	1	1	9	20	57	9.5					
10	JAMA Abdillah	1.0	7	133	19:03	15/25	60	15/25	60			8/12	67		5	5	3	4	1		7	11	38	5.4					
14	HALL Jonathan	3.0	7	76	10:56	16/34	47	14/28	50	2/6	33	3/11	27	4	10	14	7	3	3		1	11	37	5.3					
4	BESTWICK Joseph	4.5	7	100	14:18	14/38	37	14/38	37			5/11	45	8	23	31	2	6	2	1	14	14	33	4.7					
13	FINBOW Peter	2.0	7	187	26:45	8/22	36	8/22	36			5/6	83	9	11	20	15	7	2		17	4	21	3.0					
15	OROGBEMI Ade	2.5	7	105	15:02	7/20	35	7/19	37	0/1	0	7/22	32	8	5	13	7	3	4		15	21	21	3.0					
12	BLAKE Andrew	2.5	7	120	17:12	6/13	46	6/13	46			2/2	100	3	15	18		4			7	3	14	2.0					
6	HAYES Kevin	1.0	6	51	08:33	5/10	50	5/10	50			2/2	100	1	1	2		1			4	3	12	2.0					
11	BYRNE Matthew	1.5	5	47	09:26	5/10	50	5/8	63	0/2	0				1	1		1	2		7	2	10	2.0					
5	BROWN Simon	2.0	4	16	04:05							1/2	50	1		1					1	1	1	0.3					
Team/Coach																						4							
Totals						178/404	44	163/348	47	15/56	27	88/150	59	66	205	271	83	64	30	3	117	164	459	65.6					
Opponents						172/434	40	158/378	42	14/56	25	44/86	51	70	185	255	67	64	23	2	164	115	402	57.4					

#### AVERAGES PER GAME

	GBR	Opponents
Points from Turnovers	41	33
Points in the Paint	194	202
Second Chance Points	71	59
Fast Break Points	14	10

	GBR	Opponents
Total Field Goals Made	25.4	24.6
2 Points Field Goals Made	23.3	22.6
3 Points Field Goals Made	2.1	2.0
Free Throws Made	12.6	6.3
Offensive Rebounds	9.4	10.0
Defensive Rebounds	29.3	26.4
Total Rebounds	38.7	36.4
Assists	11.9	9.6
Fouls	16.7	23.4
Turnovers	9.1	9.1
Steals	4.3	3.3
Blocked Shots	0.4	0.3
Points from Turnovers	5.9	4.7
Points in the Paint	27.7	28.8
Second Chance Points	10.1	8.4
Fast Break Points	2.0	1.4

#### Legend:

%	Shooting Percentage	AS	Assists	BS	Blocked Shots	DR	Defensive Rebounds
FO	Fouls On	GP	Games Played	M/A	Made/Attempt	MIN	Minutes Played
MPG	Minutes Played Per Game	OR	Offensive Rebounds	PF	Fouls	PPG	Points Per Game
PTS	Points	ST	Steals	TO	Turnovers	TOT	Total Rebounds

## CUMULATIVE STATISTICS

累积技术统计表

### GBR - GREAT BRITAIN After 8 Games

No.	Name	Sport Class	GP	MIN	MPG	Field Goals		2 Points		3 Points		Free Throws		Rebounds			AS	TO	ST	BS	PF	FO	PTS	PPG					
						M/A	%	M/A	%	M/A	%	M/A	%	OR	DR	TOT													
8	MUNN Simon	4.0	7	225	32:09	51/100	51	51/98	52	0/2	0	36/53	68	15	85	100	7	12	10	1	22	53	138	19.7					
9	POLLOCK Jon	2.5	8	273	34:12	41/104	39	26/61	43	15/43	35	15/31	48	4	15	19	47	19	7		20	35	112	14.0					
7	BYWATER Terence	4.5	7	170	24:25	33/66	50	31/56	55	2/10	20	21/26	81	9	35	44	3	8	1	1	13	28	89	12.7					
10	JAMA Abdillah	1.0	8	161	20:09	18/32	56	18/32	56			9/14	64	1	6	7	4	5	1		10	13	45	5.6					
14	HALL Jonathan	3.0	7	76	10:56	16/34	47	14/28	50	2/6	33	3/11	27	4	10	14	7	3	3		1	11	37	5.3					
4	BESTWICK Joseph	4.5	8	101	12:39	14/38	37	14/38	37			5/11	45	8	25	33	2	6	2	1	14	14	33	4.1					
13	FINBOW Peter	2.0	8	222	27:49	9/26	35	9/26	35			9/10	90	10	13	23	19	8	3		19	7	27	3.4					
15	OROGBEMI Ade	2.5	8	116	14:36	8/21	38	8/20	40	0/1	0	7/22	32	8	5	13	8	3	4		19	21	23	2.9					
12	BLAKE Andrew	2.5	8	131	16:25	7/14	50	7/14	50			3/3	100	3	15	18		4			7	4	17	2.1					
6	HAYES Kevin	1.0	7	52	07:30	5/10	50	5/10	50			2/2	100	1	1	2		1			4	3	12	1.7					
11	BYRNE Matthew	1.5	6	51	08:30	5/11	45	5/9	56	0/2	0				1	1		1	2		7	2	10	1.7					
5	BROWN Simon	2.0	5	17	03:27							1/2	50	1		1					2	1	1	0.2					
Team/Coach																						4							
Totals						207/456	45	188/392	48	19/64	30	111/185	60	71	233	304	97	74	33	3	138	192	544	68.0					
Opponents						207/499	41	192/437	44	15/62	24	50/100	50	75	208	283	81	71	28	3	192	136	479	59.9					

#### AVERAGES PER GAME

	GBR	Opponents
Points from Turnovers	50	39
Points in the Paint	222	248
Second Chance Points	79	67
Fast Break Points	16	14

	GBR	Opponents
Total Field Goals Made	25.9	25.9
2 Points Field Goals Made	23.5	24.0
3 Points Field Goals Made	2.4	1.9
Free Throws Made	13.9	6.3
Offensive Rebounds	8.9	9.4
Defensive Rebounds	29.1	26.0
Total Rebounds	38.0	35.4
Assists	12.1	10.1
Fouls	17.3	24.0
Turnovers	9.3	8.9
Steals	4.1	3.5
Blocked Shots	0.4	0.4
Points from Turnovers	6.3	4.8
Points in the Paint	27.8	31.0
Second Chance Points	9.9	8.3
Fast Break Points	2.0	1.7

#### Legend:

%	Shooting Percentage	AS	Assists	BS	Blocked Shots	DR	Defensive Rebounds
FO	Fouls On	GP	Games Played	M/A	Made/Attempt	MIN	Minutes Played
MPG	Minutes Played Per Game	OR	Offensive Rebounds	PF	Fouls	PPG	Points Per Game
PTS	Points	ST	Steals	TO	Turnovers	TOT	Total Rebounds

## CUMULATIVE STATISTICS

累积技术统计表

### IRI - ISLAMIC REPUBLIC of IRAN After 1 Game

No.	Name	Sport Class	GP	MIN	MPG	Field Goals		2 Points		3 Points		Free Throws		Rebounds			AS	TO	ST	BS	PF	FO	PTS	PPG
						M/A	%	M/A	%	M/A	%	M/A	%	OR	DR	TOT								
10	AHMADI Alireza	3.0	1	40	40:00	9/15	60	7/9	78	2/6	33	4/6	67		4	4	10	1	2		3	4	24	24.0
14	GHOLAM AZAD Vahid	4.5	1	15	15:27	9/17	53	9/17	53			0/1	0	3	7	10		1			3	1	18	18.0
12	GHARIBLOO Morteza	4.0	1	32	32:52	6/14	43	6/13	46	0/1	0	2/2	100	1	10	11			1		4	3	14	14.0
15	TORFI MENESHIDI Adel	4.0	1	31	31:41	6/14	43	6/14	43			0/3	0	2	5	7	1	2	3		2	6	12	12.0
8	DAGHAGHELEPOUR Ahmad	1.5	1	31	31:41	1/4	25	0/1	0	1/3	33	0/4	0	1	1	2	2	1	2		3	2	3	3.0
9	HOSSEIN POUR Esmael	1.5	1	28	28:44	1/3	33	1/3	33						2	2	1	2	1		3	2	2	2.0
4	BOLAGHINALOU Saman	1.0	1	19	19:35												1				1	0	0.0	
5	HESAMY ZADEH Zakaria	2.5	0	0	00:00																	0	0.0	
6	MANSOURI Hakim	2.0	0	0	00:00																	0	0.0	
7	AHMADI Ebrahim	4.0	0	0	00:00																	0	0.0	
11	NAMI Gholamreza	1.0	0	0	00:00																	0	0.0	
13	SIEFI Bahman	2.0	0	0	00:00																	0	0.0	
Team/Coach																								
Totals						32/67	48	29/57	51	3/10	30	6/16	38	7	30	37	15	7	9		19	16	73	73.0
Opponents						24/58	41	20/46	43	4/12	33	10/19	53	9	30	39	9	16	5		16	18	62	62.0

#### AVERAGES PER GAME

	IRI	Opponents
Points from Turnovers	4	8
Points in the Paint	38	28
Second Chance Points	8	11
Fast Break Points	4	0

	IRI	Opponents
Total Field Goals Made	0.0	0.0
2 Points Field Goals Made	0.0	0.0
3 Points Field Goals Made	0.0	0.0
Free Throws Made	0.0	0.0
Offensive Rebounds	0.0	0.0
Defensive Rebounds	0.0	0.0
Total Rebounds	0.0	0.0
Assists	0.0	0.0
Fouls	0.0	0.0
Turnovers	0.0	0.0
Steals	0.0	0.0
Blocked Shots	0.0	0.0
Points from Turnovers	4.0	8.0
Points in the Paint	38.0	28.0
Second Chance Points	8.0	11.0
Fast Break Points	4.0	0.0

#### Legend:

%	Shooting Percentage	AS	Assists	BS	Blocked Shots	DR	Defensive Rebounds
FO	Fouls On	GP	Games Played	M/A	Made/Attempt	MIN	Minutes Played
MPG	Minutes Played Per Game	OR	Offensive Rebounds	PF	Fouls	PPG	Points Per Game
PTS	Points	ST	Steals	TO	Turnovers	TOT	Total Rebounds

## CUMULATIVE STATISTICS

累积技术统计表

### IRI - ISLAMIC REPUBLIC of IRAN After 2 Games

No.	Name	Sport Class	GP	MIN	MPG	Field Goals		2 Points		3 Points		Free Throws		Rebounds			AS	TO	ST	BS	PF	FO	PTS	PPG
						M/A	%	M/A	%	M/A	%	M/A	%	OR	DR	TOT								
10	AHMADI Alireza	3.0	2	80	40:00	18/35	51	9/13	69	9/22	41	7/9	78		5	5	18	3	2		7	10	52	26.0
12	GHARIBLOO Morteza	4.0	2	68	34:13	19/33	58	19/32	59	0/1	0	5/6	83	5	24	29	1		6		5	12	43	21.5
15	TORFI MENESHIDI Adel	4.0	2	67	33:41	16/33	48	16/33	48			3/8	38	5	14	19	2	3	4	1	5	10	35	17.5
14	GHOLAM AZAD Vahid	4.5	2	16	08:24	9/19	47	9/19	47			1/3	33	5	8	13	1	1	1		3	2	19	9.5
5	HESAMY ZADEH Zakaria	2.5	1	7	07:21	2/4	50			2/4	50				2	2		1	1		1		6	6.0
8	DAGHAGHELEPOUR Ahmad	1.5	2	55	27:39	3/9	33	2/5	40	1/4	25	0/4	0	3	1	4	2	5	2		8	2	7	3.5
9	HOSSEIN POUR Esmaeel	1.5	2	53	26:57	1/6	17	1/6	17						5	5	1	5	1		7		2	1.0
4	BOLAGHINALOU Saman	1.0	2	30	15:00	0/2	0	0/2	0			1/2	50				1				4	1	1	0.5
6	MANSOURI Hakim	2.0	1	13	13:26										1	1	1		1		2		0	0.0
13	SIEFI Bahman	2.0	1	7	07:21	0/1	0	0/1	0						1	1	2						0	0.0
7	AHMADI Ebrahim	4.0	0	0	00:00																		0	0.0
11	NAMI Gholamreza	1.0	0	0	00:00																		0	0.0
Team/Coach																								
Totals						68/142	48	56/111	50	12/31	39	17/32	53	19	63	82	27	18	18	1	42	37	165	82.5
Opponents						50/122	41	46/106	43	4/16	25	24/42	57	17	57	74	22	30	9	2	37	41	128	64.0

#### AVERAGES PER GAME

	IRI	Opponents
Points from Turnovers	16	13
Points in the Paint	82	58
Second Chance Points	28	22
Fast Break Points	10	0

	IRI	Opponents
Total Field Goals Made	0.0	0.0
2 Points Field Goals Made	0.0	0.0
3 Points Field Goals Made	0.0	0.0
Free Throws Made	0.0	0.0
Offensive Rebounds	0.0	0.0
Defensive Rebounds	0.0	0.0
Total Rebounds	0.0	0.0
Assists	0.0	0.0
Fouls	0.0	0.0
Turnovers	0.0	0.0
Steals	0.0	0.0
Blocked Shots	0.0	0.0
Points from Turnovers	8.0	6.5
Points in the Paint	41.0	29.0
Second Chance Points	14.0	11.0
Fast Break Points	5.0	0.0

#### Legend:

%	Shooting Percentage	AS	Assists	BS	Blocked Shots	DR	Defensive Rebounds
FO	Fouls On	GP	Games Played	M/A	Made/Attempt	MIN	Minutes Played
MPG	Minutes Played Per Game	OR	Offensive Rebounds	PF	Fouls	PPG	Points Per Game
PTS	Points	ST	Steals	TO	Turnovers	TOT	Total Rebounds





## CUMULATIVE STATISTICS

累积技术统计表

### IRI - ISLAMIC REPUBLIC of IRAN After 3 Games

No.	Name	Sport Class	GP	MIN	MPG	Field Goals		2 Points		3 Points		Free Throws		Rebounds			AS	TO	ST	BS	PF	FO	PTS	PPG
						M/A	%	M/A	%	M/A	%	M/A	%	OR	DR	TOT								
10	AHMADI Alireza	3.0	3	110	36:48	25/49	51	15/22	68	10/27	37	9/13	69	2	7	9	19	7	3		10	12	69	23.0
12	GHARIBLOO Morteza	4.0	3	88	29:29	23/40	57	23/39	59	0/1	0	6/9	67	6	25	31	1	1	7		8	15	52	17.3
15	TORFI MENESHIDI Adel	4.0	3	95	31:54	21/46	46	21/46	46			7/15	47	11	23	34	4	4	5	1	6	18	49	16.3
14	GHOLAM AZAD Vahid	4.5	3	43	14:20	14/29	48	14/29	48			4/9	44	7	13	20	2	2	3		7	6	32	10.7
5	HESAMY ZADEH Zakaria	2.5	2	16	08:28	5/12	42	1/2	50	4/10	40				2	2	1	2	2		2		14	7.0
8	DAGHAGHELEPOUR Ahmad	1.5	3	92	30:46	6/18	33	5/11	45	1/7	14	2/7	29	5	2	7	2	7	4		9	5	15	5.0
9	HOSSEIN POUR Esmaeel	1.5	3	74	24:47	1/6	17	1/6	17					1	5	6	2	7	4		9	4	2	0.7
4	BOLAGHINALOU Saman	1.0	3	49	16:31	0/3	0	0/3	0			1/2	50	1	3	4	1	1	1		7	1	1	0.3
6	MANSOURI Hakim	2.0	2	16	08:12							0/2	0		1	1	1		1		2	1	0	0.0
13	SIEFI Bahman	2.0	1	7	07:21	0/1	0	0/1	0					1	1	2							0	0.0
7	AHMADI Ebrahim	4.0	1	5	05:28	0/1	0	0/1	0					1	1	2							0	0.0
11	NAMI Gholamreza	1.0	0	0	00:00																		0	0.0
Team/Coach																								
Totals						95/206	46	80/161	50	15/45	33	29/57	51	35	90	125	33	31	30	1	60	62	234	78.0
Opponents						70/183	38	66/156	42	4/27	15	34/64	53	35	80	115	33	52	14	2	62	57	178	59.3

#### AVERAGES PER GAME

	IRI	Opponents
Points from Turnovers	30	17
Points in the Paint	120	82
Second Chance Points	48	36
Fast Break Points	18	4

	IRI	Opponents
Total Field Goals Made	0.0	0.0
2 Points Field Goals Made	0.0	0.0
3 Points Field Goals Made	0.0	0.0
Free Throws Made	0.0	0.0
Offensive Rebounds	0.0	0.0
Defensive Rebounds	0.0	0.0
Total Rebounds	0.0	0.0
Assists	0.0	0.0
Fouls	0.0	0.0
Turnovers	0.0	0.0
Steals	0.0	0.0
Blocked Shots	0.0	0.0
Points from Turnovers	10.0	5.6
Points in the Paint	40.0	27.3
Second Chance Points	16.0	12.0
Fast Break Points	6.0	1.3

#### Legend:

%	Shooting Percentage	AS	Assists	BS	Blocked Shots	DR	Defensive Rebounds
FO	Fouls On	GP	Games Played	M/A	Made/Attempt	MIN	Minutes Played
MPG	Minutes Played Per Game	OR	Offensive Rebounds	PF	Fouls	PPG	Points Per Game
PTS	Points	ST	Steals	TO	Turnovers	TOT	Total Rebounds

## CUMULATIVE STATISTICS

累积技术统计表

### IRI - ISLAMIC REPUBLIC of IRAN After 4 Games

No.	Name	Sport Class	GP	MIN	MPG	Field Goals		2 Points		3 Points		Free Throws		Rebounds			AS	TO	ST	BS	PF	FO	PTS	PPG
						M/A	%	M/A	%	M/A	%	M/A	%	OR	DR	TOT								
10	AHMADI Alireza	3.0	4	137	34:23	29/60	48	17/25	68	12/35	34	11/17	65	2	8	10	24	12	3		11	14	81	20.3
12	GHARIBLOO Morteza	4.0	4	127	31:51	32/53	60	32/52	62	0/1	0	10/14	71	7	30	37	2	2	8		9	22	74	18.5
15	TORFI MENESHIDI Adel	4.0	4	131	32:46	25/57	44	25/57	44			9/22	41	11	28	39	7	10	7	1	9	22	59	14.8
14	GHOLAM AZAD Vahid	4.5	4	48	12:09	14/29	48	14/29	48			5/11	45	7	15	22	3	2	3		7	7	33	8.3
8	DAGHAGHELEPOUR Ahmad	1.5	4	120	30:06	9/23	39	8/15	53	1/8	13	2/7	29	6	9	15	4	8	5		12	6	21	5.3
5	HESAMY ZADEH Zakaria	2.5	3	17	05:58	5/13	38	1/2	50	4/11	36				2	2	1	2	2		2		14	4.7
7	AHMADI Ebrahim	4.0	2	17	08:41	3/6	50	3/6	50			3/5	60	2	3	5	2	2	1			5	9	4.5
9	HOSSEIN POUR Esmaeel	1.5	4	96	24:00	2/8	25	2/8	25			1/2	50	1	5	6	2	10	4		11	7	5	1.3
4	BOLAGHINALOU Saman	1.0	4	64	16:13	0/3	0	0/3	0			1/2	50	1	3	4	1	2	2		11	1	1	0.3
6	MANSOURI Hakim	2.0	3	17	05:44							0/2	0		1	1	1		1		2	1	0	0.0
11	NAMI Gholamreza	1.0	1	14	14:07																2		0	0.0
13	SIEFI Bahman	2.0	1	7	07:21	0/1	0	0/1	0					1	1	2							0	0.0
Team/Coach																								
Totals						119/254	47	102/199	51	17/55	31	42/82	51	39	115	154	47	50	36	1	76	85	297	74.3
Opponents						104/256	41	100/222	45	4/34	12	39/73	53	50	104	154	51	64	23	2	85	73	251	62.8

#### AVERAGES PER GAME

	IRI	Opponents
Points from Turnovers	41	27
Points in the Paint	156	116
Second Chance Points	54	50
Fast Break Points	18	4

	IRI	Opponents
Total Field Goals Made	0.0	0.0
2 Points Field Goals Made	0.0	0.0
3 Points Field Goals Made	0.0	0.0
Free Throws Made	0.0	0.0
Offensive Rebounds	0.0	0.0
Defensive Rebounds	0.0	0.0
Total Rebounds	0.0	0.0
Assists	0.0	0.0
Fouls	0.0	0.0
Turnovers	0.0	0.0
Steals	0.0	0.0
Blocked Shots	0.0	0.0
Points from Turnovers	10.3	6.7
Points in the Paint	39.0	29.0
Second Chance Points	13.5	12.5
Fast Break Points	4.5	1.0

#### Legend:

%	Shooting Percentage	AS	Assists	BS	Blocked Shots	DR	Defensive Rebounds
FO	Fouls On	GP	Games Played	M/A	Made/Attempt	MIN	Minutes Played
MPG	Minutes Played Per Game	OR	Offensive Rebounds	PF	Fouls	PPG	Points Per Game
PTS	Points	ST	Steals	TO	Turnovers	TOT	Total Rebounds

## CUMULATIVE STATISTICS

累积技术统计表

### IRI - ISLAMIC REPUBLIC of IRAN After 6 Games

No.	Name	Sport Class	GP	MIN	MPG	Field Goals		2 Points		3 Points		Free Throws		Rebounds			AS	TO	ST	BS	PF	FO	PTS	PPG			
						M/A	%	M/A	%	M/A	%	M/A	%	OR	DR	TOT											
10	AHMADI Alireza	3.0	5	157	31:30	30/70	43	17/30	57	13/40	33	16/25	64	2	12	14	24	16	3		12	18	89	17.8			
12	GHARIBLOO Morteza	4.0	5	144	28:50	32/55	58	32/54	59	0/1	0	14/20	70	8	33	41	2	4	11		11	25	78	15.6			
15	TORFI MENESHIDI Adel	4.0	5	148	29:43	26/60	43	25/59	42	1/1	100	9/22	41	11	28	39	8	12	7	1	10	22	62	12.4			
14	GHOLAM AZAD Vahid	4.5	5	71	14:22	19/35	54	19/35	54			8/15	53	8	25	33	4	9	6	1	10	10	46	9.2			
5	HESAMY ZADEH Zakaria	2.5	4	43	10:54	11/28	39	1/3	33	10/25	40	3/4	75		3	3	1	4	3		5	2	35	8.8			
7	AHMADI Ebrahim	4.0	3	35	11:53	5/13	38	5/13	38			5/7	71	4	7	11	4	4	2		3	6	15	5.0			
8	DAGHAGHELEPOUR Ahmad	1.5	5	130	26:06	9/25	36	8/17	47	1/8	13	2/9	22	8	9	17	4	10	5		12	8	21	4.2			
13	SIEFI Bahman	2.0	2	21	10:46	2/4	50	1/3	33	1/1	100	0/3	0	2	2	4		2	1		2	3	5	2.5			
9	HOSSEIN POUR Esmaeel	1.5	5	99	19:48	2/8	25	2/8	25			1/2	50	1	5	6	2	11	4		12	7	5	1.0			
6	MANSOURI Hakim	2.0	4	34	08:41	1/2	50	1/2	50			0/2	0	1	1	2	1	2	2		4	2	2	0.5			
4	BOLAGHINALOU Saman	1.0	5	78	15:42	0/3	0	0/3	0			1/2	50	1	3	4	1	2	3		11	1	1	0.2			
11	NAMI Gholamreza	1.0	2	34	17:03									1		1					4		0	0.0			
Team/Coach																					1						
Totals						137/304	45	111/228	49	26/76	34	59/111	53	48	139	187	51	77	47	2	96	104	359	59.8			
Opponents						143/326	44	139/288	48	4/38	11	54/97	56	62	131	193	69	79	29	2	104	91	344	57.3			

#### AVERAGES PER GAME

	IRI	Opponents
Points from Turnovers	44	47
Points in the Paint	166	184
Second Chance Points	69	66
Fast Break Points	18	14

	IRI	Opponents
Total Field Goals Made	0.0	0.0
2 Points Field Goals Made	0.0	0.0
3 Points Field Goals Made	0.0	0.0
Free Throws Made	0.0	0.0
Offensive Rebounds	0.0	0.0
Defensive Rebounds	0.0	0.0
Total Rebounds	0.0	0.0
Assists	0.0	0.0
Fouls	0.0	0.0
Turnovers	0.0	0.0
Steals	0.0	0.0
Blocked Shots	0.0	0.0
Points from Turnovers	7.3	7.8
Points in the Paint	27.7	30.6
Second Chance Points	11.5	11.0
Fast Break Points	3.0	2.3

#### Legend:

%	Shooting Percentage	AS	Assists	BS	Blocked Shots	DR	Defensive Rebounds
FO	Fouls On	GP	Games Played	M/A	Made/Attempt	MIN	Minutes Played
MPG	Minutes Played Per Game	OR	Offensive Rebounds	PF	Fouls	PPG	Points Per Game
PTS	Points	ST	Steals	TO	Turnovers	TOT	Total Rebounds

## CUMULATIVE STATISTICS

累积技术统计表

### IRI - ISLAMIC REPUBLIC of IRAN After 6 Games

No.	Name	Sport Class	GP	MIN	MPG	Field Goals		2 Points		3 Points		Free Throws		Rebounds			AS	TO	ST	BS	PF	FO	PTS	PPG				
						M/A	%	M/A	%	M/A	%	M/A	%	OR	DR	TOT												
10	AHMADI Alireza	3.0	5	157	31:30	30/70	43	17/30	57	13/40	33	16/25	64	2	12	14	24	16	3		12	18	89	17.8				
12	GHARIBLOO Morteza	4.0	5	144	28:50	32/55	58	32/54	59	0/1	0	14/20	70	8	33	41	2	4	11		11	25	78	15.6				
15	TORFI MENESHIDI Adel	4.0	5	148	29:43	26/60	43	25/59	42	1/1	100	9/22	41	11	28	39	8	12	7	1	10	22	62	12.4				
14	GHOLAM AZAD Vahid	4.5	5	71	14:22	19/35	54	19/35	54			8/15	53	8	25	33	4	9	6	1	10	10	46	9.2				
5	HESAMY ZADEH Zakaria	2.5	4	43	10:54	11/28	39	1/3	33	10/25	40	3/4	75		3	3	1	4	3		5	2	35	8.8				
7	AHMADI Ebrahim	4.0	3	35	11:53	5/13	38	5/13	38			5/7	71	4	7	11	4	4	2		3	6	15	5.0				
8	DAGHAGHELEPOUR Ahmad	1.5	5	130	26:06	9/25	36	8/17	47	1/8	13	2/9	22	8	9	17	4	10	5		12	8	21	4.2				
13	SIEFI Bahman	2.0	2	21	10:46	2/4	50	1/3	33	1/1	100	0/3	0	2	2	4		2	1		2	3	5	2.5				
9	HOSSEIN POUR Esmaeel	1.5	5	99	19:48	2/8	25	2/8	25			1/2	50	1	5	6	2	11	4		12	7	5	1.0				
6	MANSOURI Hakim	2.0	4	34	08:41	1/2	50	1/2	50			0/2	0	1	1	2	1	2	2		4	2	2	0.5				
4	BOLAGHINALOU Saman	1.0	5	78	15:42	0/3	0	0/3	0			1/2	50	1	3	4	1	2	3		11	1	1	0.2				
11	NAMI Gholamreza	1.0	2	34	17:03									1		1					4		0	0.0				
Team/Coach																						1						
Totals						137/304	45	111/228	49	26/76	34	59/111	53	48	139	187	51	77	47	2	96	104	359	59.8				
Opponents						143/326	44	139/288	48	4/38	11	54/97	56	62	131	193	69	79	29	2	104	91	344	57.3				

#### AVERAGES PER GAME

	IRI	Opponents
Points from Turnovers	44	47
Points in the Paint	166	184
Second Chance Points	69	66
Fast Break Points	18	14

	IRI	Opponents
Total Field Goals Made	22.8	23.8
2 Points Field Goals Made	18.5	23.2
3 Points Field Goals Made	4.3	0.7
Free Throws Made	9.8	9.0
Offensive Rebounds	8.0	10.3
Defensive Rebounds	23.2	21.8
Total Rebounds	31.2	32.2
Assists	8.5	11.5
Fouls	16.0	17.3
Turnovers	12.8	13.2
Steals	7.8	4.8
Blocked Shots	0.3	0.3
Points from Turnovers	7.3	7.8
Points in the Paint	27.7	30.6
Second Chance Points	11.5	11.0
Fast Break Points	3.0	2.3

#### Legend:

%	Shooting Percentage	AS	Assists	BS	Blocked Shots	DR	Defensive Rebounds
FO	Fouls On	GP	Games Played	M/A	Made/Attempt	MIN	Minutes Played
MPG	Minutes Played Per Game	OR	Offensive Rebounds	PF	Fouls	PPG	Points Per Game
PTS	Points	ST	Steals	TO	Turnovers	TOT	Total Rebounds



## CUMULATIVE STATISTICS

累积技术统计表

### ISR - ISRAEL After 1 Game

No.	Name	Sport Class	GP	MIN	MPG	Field Goals		2 Points		3 Points		Free Throws		Rebounds			AS	TO	ST	BS	PF	FO	PTS	PPG
						M/A	%	M/A	%	M/A	%	M/A	%	OR	DR	TOT								
8	MEISHAR Dotan	4.0	1	37	37:13	9/19	47	9/19	47			9/13	69	7	10	17		2		1		9	27	27.0
5	DROR Lior	4.5	1	25	25:58	5/11	45	5/11	45					3	6	9		3	1		4	1	10	10.0
9	ROZENBERG Roei	2.5	1	32	32:51	3/11	27	2/6	33	1/5	20	2/2	100		3	3	4	1	1		4	3	9	9.0
14	PHILIPPS Rotem	4.0	1	9	09:29	1/2	50	1/2	50			1/2	50		1	1		1			1	1	3	3.0
12	HENDEL Liran	2.0	1	28	28:29	1/6	17	1/4	25	0/2	0				2	2	4	2			3		2	2.0
11	DOR Oon Igal Allon	4.5	1	7	07:20	1/3	33	1/3	33						1	1					1		2	2.0
7	FURMAN Ron	1.0	1	24	24:42									1		1					1	1	0	0.0
10	LEHRMAN Avraham	2.0	1	15	15:48	0/4	0	0/4	0						2	2	2	3	1		2		0	0.0
6	OTTOLENGHI Ariel	2.0	1	10	10:25	0/4	0	0/4	0								1				1	1	0	0.0
15	DRAI David	1.0	1	7	07:45										1	1		1					0	0.0
4	SAR TOV Eyal	4.5	0	0	00:00																		0	0.0
13	HAIM Shay-Refael	2.0	0	0	00:00																		0	0.0
Team/Coach																								
Totals						20/60	33	19/53	36	1/7	14	12/17	71	12	27	39	11	13	3	1	17	16	53	53.0
Opponents						32/66	48	30/59	51	2/7	29	10/20	50	13	30	43	18	9	7	2	16	17	76	76.0

#### AVERAGES PER GAME

	ISR	Opponents
Points from Turnovers	8	17
Points in the Paint	28	32
Second Chance Points	12	9
Fast Break Points	0	6

	ISR	Opponents
Total Field Goals Made	0.0	0.0
2 Points Field Goals Made	0.0	0.0
3 Points Field Goals Made	0.0	0.0
Free Throws Made	0.0	0.0
Offensive Rebounds	0.0	0.0
Defensive Rebounds	0.0	0.0
Total Rebounds	0.0	0.0
Assists	0.0	0.0
Fouls	0.0	0.0
Turnovers	0.0	0.0
Steals	0.0	0.0
Blocked Shots	0.0	0.0
Points from Turnovers	8.0	17.0
Points in the Paint	28.0	32.0
Second Chance Points	12.0	9.0
Fast Break Points	0.0	6.0

#### Legend:

%	Shooting Percentage	AS	Assists	BS	Blocked Shots	DR	Defensive Rebounds
FO	Fouls On	GP	Games Played	M/A	Made/Attempt	MIN	Minutes Played
MPG	Minutes Played Per Game	OR	Offensive Rebounds	PF	Fouls	PPG	Points Per Game
PTS	Points	ST	Steals	TO	Turnovers	TOT	Total Rebounds

## CUMULATIVE STATISTICS

累积技术统计表

### ISR - ISRAEL After 2 Games

No.	Name	Sport Class	GP	MIN	MPG	Field Goals		2 Points		3 Points		Free Throws		Rebounds			AS	TO	ST	BS	PF	FO	PTS	PPG
						M/A	%	M/A	%	M/A	%	M/A	%	OR	DR	TOT								
8	MEISHAR Dotan	4.0	2	62	31:10	15/34	44	15/34	44			12/16	75	11	17	28	2	5		1	3	14	42	21.0
9	ROZENBERG Roei	2.5	2	57	28:31	11/24	46	10/19	53	1/5	20	5/7	71	1	5	6	6	2	2		5	7	28	14.0
5	DROR Lior	4.5	2	47	23:53	13/23	57	13/23	57			0/1	0	4	12	16	2	4	2		6	4	26	13.0
14	PHILIPPS Rotem	4.0	2	25	12:43	4/7	57	4/7	57			1/2	50		9	9	2	1	3	1	2	1	9	4.5
11	DOR Oon Igal Allon	4.5	2	19	09:50	4/9	44	4/9	44			1/3	33	2	5	7		1	4		2	2	9	4.5
12	HENDEL Liran	2.0	2	60	30:09	4/13	31	4/10	40	0/3	0				3	3	7	2			3		8	4.0
10	LEHRMAN Avraham	2.0	2	31	15:48	2/7	29	2/7	29						3	3	7	5	2		2		4	2.0
6	OTTOLENGHI Ariel	2.0	2	20	10:12	2/8	25	2/8	25								5	1			1	1	4	2.0
13	HAIM Shay-Refael	2.0	1	4	04:25	1/1	100	1/1	100												1		2	2.0
4	SAR TOV Eyal	4.5	1	4	04:45	0/1	0	0/1	0			1/2	50		1	1				1	2	2	1	1.0
7	FURMAN Ron	1.0	2	44	22:21										1	1	2				1	1	0	0.0
15	DRAI David	1.0	2	21	10:45	0/1	0	0/1	0							1	1				1		0	0.0
Team/Coach																								
Totals						56/128	44	55/120	46	1/8	13	20/31	65	20	61	81	31	23	14	2	29	32	133	66.5
Opponents						50/121	41	48/111	43	2/10	20	15/29	52	17	57	74	29	30	11	2	31	29	117	58.5

#### AVERAGES PER GAME

	ISR	Opponents
Points from Turnovers	22	18
Points in the Paint	78	54
Second Chance Points	22	9
Fast Break Points	0	10

	ISR	Opponents
Total Field Goals Made	0.0	0.0
2 Points Field Goals Made	0.0	0.0
3 Points Field Goals Made	0.0	0.0
Free Throws Made	0.0	0.0
Offensive Rebounds	0.0	0.0
Defensive Rebounds	0.0	0.0
Total Rebounds	0.0	0.0
Assists	0.0	0.0
Fouls	0.0	0.0
Turnovers	0.0	0.0
Steals	0.0	0.0
Blocked Shots	0.0	0.0
Points from Turnovers	11.0	9.0
Points in the Paint	39.0	27.0
Second Chance Points	11.0	4.5
Fast Break Points	0.0	5.0

#### Legend:

%	Shooting Percentage	AS	Assists	BS	Blocked Shots	DR	Defensive Rebounds
FO	Fouls On	GP	Games Played	M/A	Made/Attempt	MIN	Minutes Played
MPG	Minutes Played Per Game	OR	Offensive Rebounds	PF	Fouls	PPG	Points Per Game
PTS	Points	ST	Steals	TO	Turnovers	TOT	Total Rebounds

## CUMULATIVE STATISTICS

累积技术统计表

### ISR - ISRAEL After 3 Games

No.	Name	Sport Class	GP	MIN	MPG	Field Goals		2 Points		3 Points		Free Throws		Rebounds			AS	TO	ST	BS	PF	FO	PTS	PPG
						M/A	%	M/A	%	M/A	%	M/A	%	OR	DR	TOT								
8	MEISHAR Dotan	4.0	3	94	31:37	20/43	47	20/43	47			13/20	65	16	22	38	3	6		2	5	19	53	17.7
5	DROR Lior	4.5	3	85	28:25	24/38	63	24/38	63			4/13	31	9	20	29	6	5	5		8	11	52	17.3
9	ROZENBERG Roei	2.5	3	96	32:00	18/41	44	17/32	53	1/9	11	11/17	65	2	8	10	10	4	3		7	14	48	16.0
12	HENDEL Liran	2.0	3	98	32:50	10/22	45	9/18	50	1/4	25	1/10	10	1	5	6	9	6	2		5	9	22	7.3
14	PHILIPPS Rotem	4.0	3	32	10:58	4/8	50	4/8	50			2/4	50	2	11	13	3	2	3	1	3	2	10	3.3
11	DOR Oon Igal Allon	4.5	3	22	07:24	4/10	40	4/10	40			1/3	33	2	6	8		1	4		2	2	9	3.0
10	LEHRMAN Avraham	2.0	2	31	15:48	2/7	29	2/7	29						3	3	7	5	2		2		4	2.0
13	HAIM Shay-Refael	2.0	1	4	04:25	1/1	100	1/1	100												1		2	2.0
6	OTTOLENGHI Ariel	2.0	3	23	07:44	2/11	18	2/11	18								5	2			2	2	4	1.3
4	SAR TOV Eyal	4.5	1	4	04:45	0/1	0	0/1	0			1/2	50		1	1			1		2	2	1	1.0
7	FURMAN Ron	1.0	3	66	22:11	0/1	0	0/1	0			1/2	50	1	2	3					4	2	1	0.3
15	DRAI David	1.0	3	39	13:13	0/2	0	0/2	0						2	2					3		0	0.0
Team/Coach																								
Totals						85/185	46	83/172	48	2/13	15	34/71	48	34	87	121	43	33	20	3	44	63	206	68.7
Opponents						73/176	41	68/155	44	5/21	24	26/43	60	25	83	108	39	47	19	5	62	44	177	59.0

#### AVERAGES PER GAME

	ISR	Opponents
Points from Turnovers	33	24
Points in the Paint	112	82
Second Chance Points	35	19
Fast Break Points	2	12

	ISR	Opponents
Total Field Goals Made	0.0	0.0
2 Points Field Goals Made	0.0	0.0
3 Points Field Goals Made	0.0	0.0
Free Throws Made	0.0	0.0
Offensive Rebounds	0.0	0.0
Defensive Rebounds	0.0	0.0
Total Rebounds	0.0	0.0
Assists	0.0	0.0
Fouls	0.0	0.0
Turnovers	0.0	0.0
Steals	0.0	0.0
Blocked Shots	0.0	0.0
Points from Turnovers	11.0	8.0
Points in the Paint	37.3	27.3
Second Chance Points	11.7	6.3
Fast Break Points	0.7	4.0

#### Legend:

%	Shooting Percentage	AS	Assists	BS	Blocked Shots	DR	Defensive Rebounds
FO	Fouls On	GP	Games Played	M/A	Made/Attempt	MIN	Minutes Played
MPG	Minutes Played Per Game	OR	Offensive Rebounds	PF	Fouls	PPG	Points Per Game
PTS	Points	ST	Steals	TO	Turnovers	TOT	Total Rebounds

## CUMULATIVE STATISTICS

累积技术统计表

### ISR - ISRAEL After 4 Games

No.	Name	Sport Class	GP	MIN	MPG	Field Goals		2 Points		3 Points		Free Throws		Rebounds			AS	TO	ST	BS	PF	FO	PTS	PPG				
						M/A	%	M/A	%	M/A	%	M/A	%	OR	DR	TOT												
8	MEISHAR Dotan	4.0	4	133	33:19	25/53	47	25/53	47			18/25	72	18	34	52	5	8	2	4	9	22	68	17.0				
9	ROZENBERG Roei	2.5	4	129	32:26	23/53	43	22/41	54	1/12	8	18/26	69	4	8	12	15	6	5		10	20	65	16.3				
5	DROR Lior	4.5	4	108	27:02	29/49	59	29/49	59			5/15	33	10	23	33	7	5	7		13	13	63	15.8				
12	HENDEL Liran	2.0	4	132	33:14	15/31	48	13/25	52	2/6	33	1/12	8	1	8	9	12	10	4		9	10	33	8.3				
14	PHILIPPS Rotem	4.0	4	40	10:10	5/11	45	5/11	45			2/4	50	3	13	16	3	4	3	1	8	2	12	3.0				
11	DOR Oon Igal Allon	4.5	4	33	08:15	4/12	33	4/12	33			1/3	33	2	7	9	1	3	4		4	2	9	2.3				
10	LEHRMAN Avraham	2.0	3	43	14:29	3/8	38	3/8	38						3	3	8	6	2		3		6	2.0				
13	HAIM Shay-Refael	2.0	1	4	04:25	1/1	100	1/1	100												1		2	2.0				
6	OTTOLENGHI Ariel	2.0	4	28	07:11	2/12	17	2/12	17						1	1	6	2			2	2	4	1.0				
4	SAR TOV Eyal	4.5	1	4	04:45	0/1	0	0/1	0			1/2	50		1	1				1	2	2	1	1.0				
7	FURMAN Ron	1.0	4	92	23:12	0/1	0	0/1	0			2/4	50	1	4	5					5	3	2	0.5				
15	DRAI David	1.0	4	47	11:57	0/2	0	0/2	0			0/2	0		3	3					4	1	0	0.0				
Team/Coach																						1						
Totals						107/234	46	104/216	48	3/18	17	48/93	52	42	114	156	57	51	28	5	70	77	265	66.3				
Opponents						98/234	42	93/210	44	5/24	21	42/70	60	37	107	144	63	60	28	7	76	69	243	60.8				

#### AVERAGES PER GAME

	ISR	Opponents
Points from Turnovers	42	31
Points in the Paint	138	122
Second Chance Points	41	31
Fast Break Points	8	16

	ISR	Opponents
Total Field Goals Made	0.0	0.0
2 Points Field Goals Made	0.0	0.0
3 Points Field Goals Made	0.0	0.0
Free Throws Made	0.0	0.0
Offensive Rebounds	0.0	0.0
Defensive Rebounds	0.0	0.0
Total Rebounds	0.0	0.0
Assists	0.0	0.0
Fouls	0.0	0.0
Turnovers	0.0	0.0
Steals	0.0	0.0
Blocked Shots	0.0	0.0
Points from Turnovers	10.5	7.7
Points in the Paint	34.5	30.5
Second Chance Points	10.3	7.7
Fast Break Points	2.0	4.0

#### Legend:

%	Shooting Percentage	AS	Assists	BS	Blocked Shots	DR	Defensive Rebounds
FO	Fouls On	GP	Games Played	M/A	Made/Attempt	MIN	Minutes Played
MPG	Minutes Played Per Game	OR	Offensive Rebounds	PF	Fouls	PPG	Points Per Game
PTS	Points	ST	Steals	TO	Turnovers	TOT	Total Rebounds



## CUMULATIVE STATISTICS

累积技术统计表

### ISR - ISRAEL After 5 Games

No.	Name	Sport Class	GP	MIN	MPG	Field Goals		2 Points		3 Points		Free Throws		Rebounds			AS	TO	ST	BS	PF	FO	PTS	PPG				
						M/A	%	M/A	%	M/A	%	M/A	%	OR	DR	TOT												
8	MEISHAR Dotan	4.0	5	161	32:13	32/67	48	32/67	48			20/29	69	21	38	59	5	9	3	4	13	25	84	16.8				
9	ROZENBERG Roei	2.5	5	163	32:41	30/71	42	27/49	55	3/22	14	19/28	68	4	10	14	21	8	5		12	23	82	16.4				
5	DROR Lior	4.5	5	139	27:51	34/63	54	33/62	53	1/1	100	9/19	47	14	25	39	10	6	8		15	15	78	15.6				
12	HENDEL Liran	2.0	5	165	33:11	21/44	48	18/35	51	3/9	33	1/13	8	2	11	13	16	10	4		13	11	46	9.2				
14	PHILIPPS Rotem	4.0	5	59	11:50	7/17	41	7/17	41			2/4	50	7	20	27	5	5	5	1	11	3	16	3.2				
10	LEHRMAN Avraham	2.0	4	56	14:12	4/12	33	4/12	33						4	4	10	6	2		4		8	2.0				
11	DOR Oon Igal Allon	4.5	5	35	07:08	4/13	31	4/13	31			1/3	33	3	7	10	1	4	4		5	2	9	1.8				
13	HAIM Shay-Refael	2.0	2	6	03:05	1/1	100	1/1	100			0/2	0								2	1	2	1.0				
4	SAR TOV Eyal	4.5	1	4	04:45	0/1	0	0/1	0			1/2	50		1	1			1		2	2	1	1.0				
6	OTTOLENGHI Ariel	2.0	5	33	06:39	2/13	15	2/13	15						1	1	6	3			2	2	4	0.8				
7	FURMAN Ron	1.0	5	114	22:48	0/1	0	0/1	0			2/4	50	1	4	5					10	3	2	0.4				
15	DRAI David	1.0	5	60	12:03	0/2	0	0/2	0			0/2	0		3	3					7	1	0	0.0				
Team/Coach																						1						
Totals						135/305	44	128/273	47	7/32	22	55/106	52	59	135	194	74	58	32	5	96	88	332	66.4				
Opponents						128/288	44	121/258	47	7/30	23	62/97	64	43	135	178	83	68	34	8	87	95	325	65.0				

#### AVERAGES PER GAME

	ISR	Opponents
Points from Turnovers	48	37
Points in the Paint	178	156
Second Chance Points	48	39
Fast Break Points	14	22

	ISR	Opponents
Total Field Goals Made	0.0	0.0
2 Points Field Goals Made	0.0	0.0
3 Points Field Goals Made	0.0	0.0
Free Throws Made	0.0	0.0
Offensive Rebounds	0.0	0.0
Defensive Rebounds	0.0	0.0
Total Rebounds	0.0	0.0
Assists	0.0	0.0
Fouls	0.0	0.0
Turnovers	0.0	0.0
Steals	0.0	0.0
Blocked Shots	0.0	0.0
Points from Turnovers	9.6	7.4
Points in the Paint	35.6	31.1
Second Chance Points	9.6	7.7
Fast Break Points	2.8	4.4

#### Legend:

%	Shooting Percentage	AS	Assists	BS	Blocked Shots	DR	Defensive Rebounds
FO	Fouls On	GP	Games Played	M/A	Made/Attempt	MIN	Minutes Played
MPG	Minutes Played Per Game	OR	Offensive Rebounds	PF	Fouls	PPG	Points Per Game
PTS	Points	ST	Steals	TO	Turnovers	TOT	Total Rebounds

## CUMULATIVE STATISTICS

累积技术统计表

### ISR - ISRAEL After 5 Games

No.	Name	Sport Class	GP	MIN	MPG	Field Goals		2 Points		3 Points		Free Throws		Rebounds			AS	TO	ST	BS	PF	FO	PTS	PPG				
						M/A	%	M/A	%	M/A	%	M/A	%	OR	DR	TOT												
8	MEISHAR Dotan	4.0	5	161	32:13	32/67	48	32/67	48			20/29	69	21	38	59	5	9	3	4	13	25	84	16.8				
9	ROZENBERG Roei	2.5	5	163	32:41	30/71	42	27/49	55	3/22	14	19/28	68	4	10	14	21	8	5		12	23	82	16.4				
5	DROR Lior	4.5	5	139	27:51	34/63	54	33/62	53	1/1	100	9/19	47	14	25	39	10	6	8		15	15	78	15.6				
12	HENDEL Liran	2.0	5	165	33:11	21/44	48	18/35	51	3/9	33	1/13	8	2	11	13	16	10	4		13	11	46	9.2				
14	PHILIPPS Rotem	4.0	5	59	11:50	7/17	41	7/17	41			2/4	50	7	20	27	5	5	5	1	11	3	16	3.2				
10	LEHRMAN Avraham	2.0	4	56	14:12	4/12	33	4/12	33						4	4	10	6	2		4		8	2.0				
11	DOR Oon Igal Allon	4.5	5	35	07:08	4/13	31	4/13	31			1/3	33	3	7	10	1	4	4		5	2	9	1.8				
13	HAIM Shay-Refael	2.0	2	6	03:05	1/1	100	1/1	100			0/2	0								2	1	2	1.0				
4	SAR TOV Eyal	4.5	1	4	04:45	0/1	0	0/1	0			1/2	50		1	1				1	2	2	1	1.0				
6	OTTOLENGHI Ariel	2.0	5	33	06:39	2/13	15	2/13	15						1	1	6	3			2	2	4	0.8				
7	FURMAN Ron	1.0	5	114	22:48	0/1	0	0/1	0			2/4	50	1	4	5					10	3	2	0.4				
15	DRAI David	1.0	5	60	12:03	0/2	0	0/2	0			0/2	0		3	3					7	1	0	0.0				
Team/Coach																						1						
Totals						135/305	44	128/273	47	7/32	22	55/106	52	59	135	194	74	58	32	5	96	88	332	66.4				
Opponents						128/288	44	121/258	47	7/30	23	62/97	64	43	135	178	83	68	34	8	87	95	325	65.0				

#### AVERAGES PER GAME

	ISR	Opponents
Points from Turnovers	48	37
Points in the Paint	178	156
Second Chance Points	48	39
Fast Break Points	14	22

	ISR	Opponents
Total Field Goals Made	0.0	0.0
2 Points Field Goals Made	0.0	0.0
3 Points Field Goals Made	0.0	0.0
Free Throws Made	0.0	0.0
Offensive Rebounds	0.0	0.0
Defensive Rebounds	0.0	0.0
Total Rebounds	0.0	0.0
Assists	0.0	0.0
Fouls	0.0	0.0
Turnovers	0.0	0.0
Steals	0.0	0.0
Blocked Shots	0.0	0.0
Points from Turnovers	9.6	7.4
Points in the Paint	35.6	31.1
Second Chance Points	9.6	7.7
Fast Break Points	2.8	4.4

#### Legend:

%	Shooting Percentage	AS	Assists	BS	Blocked Shots	DR	Defensive Rebounds
FO	Fouls On	GP	Games Played	M/A	Made/Attempt	MIN	Minutes Played
MPG	Minutes Played Per Game	OR	Offensive Rebounds	PF	Fouls	PPG	Points Per Game
PTS	Points	ST	Steals	TO	Turnovers	TOT	Total Rebounds

## CUMULATIVE STATISTICS

累积技术统计表

### ISR - ISRAEL After 6 Games

No.	Name	Sport Class	GP	MIN	MPG	Field Goals		2 Points		3 Points		Free Throws		Rebounds			AS	TO	ST	BS	PF	FO	PTS	PPG					
						M/A	%	M/A	%	M/A	%	M/A	%	OR	DR	TOT													
8	MEISHAR Dotan	4.0	6	199	33:10	38/81	47	38/81	47			23/33	70	25	50	75	6	10	6	4	16	30	99	16.5					
9	ROZENBERG Roei	2.5	6	193	32:14	33/87	38	30/56	54	3/31	10	21/30	70	4	13	17	22	9	8		12	27	90	15.0					
5	DROR Lior	4.5	6	152	25:29	37/71	52	36/70	51	1/1	100	9/20	45	16	27	43	10	7	8		20	17	84	14.0					
12	HENDEL Liran	2.0	6	199	33:15	23/57	40	20/44	45	3/13	23	5/18	28	4	13	17	16	13	5		15	12	54	9.0					
14	PHILIPPS Rotem	4.0	6	73	12:12	9/20	45	9/20	45			2/6	33	7	24	31	6	5	6	1	16	4	20	3.3					
11	DOR Oon Igal Allon	4.5	6	50	08:20	5/17	29	5/17	29			1/3	33	4	9	13	1	4	4		7	2	11	1.8					
10	LEHRMAN Avraham	2.0	5	73	14:38	4/17	24	4/17	24						4	4	12	7	4		7	1	8	1.6					
6	OTTOLENGHI Ariel	2.0	6	41	06:58	3/18	17	3/18	17						1	1	6	3			3	2	6	1.0					
4	SAR TOV Eyal	4.5	1	4	04:45	0/1	0	0/1	0			1/2	50		1	1			1		2	2	1	1.0					
7	FURMAN Ron	1.0	6	144	24:00	1/2	50	1/2	50			2/6	33	3	5	8	1	5			13	5	4	0.7					
13	HAIM Shay-Refael	2.0	3	7	02:33	1/1	100	1/1	100			0/2	0								2	1	2	0.7					
15	DRAI David	1.0	5	60	12:03	0/2	0	0/2	0			0/2	0		3	3		3			7	1	0	0.0					
Team/Coach																						2							
Totals						154/374	41	147/329	45	7/45	16	64/122	52	73	163	236	80	68	42	5	120	104	379	63.2					
Opponents						149/344	43	141/307	46	8/37	22	74/118	63	55	175	230	94	85	42	9	103	119	380	63.3					

#### AVERAGES PER GAME

	ISR	Opponents
Points from Turnovers	56	38
Points in the Paint	212	194
Second Chance Points	59	52
Fast Break Points	14	24

	ISR	Opponents
Total Field Goals Made	0.0	0.0
2 Points Field Goals Made	0.0	0.0
3 Points Field Goals Made	0.0	0.0
Free Throws Made	0.0	0.0
Offensive Rebounds	0.0	0.0
Defensive Rebounds	0.0	0.0
Total Rebounds	0.0	0.0
Assists	0.0	0.0
Fouls	0.0	0.0
Turnovers	0.0	0.0
Steals	0.0	0.0
Blocked Shots	0.0	0.0
Points from Turnovers	9.3	6.3
Points in the Paint	35.3	32.3
Second Chance Points	9.8	8.6
Fast Break Points	2.3	4.0

#### Legend:

%	Shooting Percentage	AS	Assists	BS	Blocked Shots	DR	Defensive Rebounds
FO	Fouls On	GP	Games Played	M/A	Made/Attempt	MIN	Minutes Played
MPG	Minutes Played Per Game	OR	Offensive Rebounds	PF	Fouls	PPG	Points Per Game
PTS	Points	ST	Steals	TO	Turnovers	TOT	Total Rebounds

## CUMULATIVE STATISTICS

累积技术统计表

### ISR - ISRAEL After 6 Games

No.	Name	Sport Class	GP	MIN	MPG	Field Goals		2 Points		3 Points		Free Throws		Rebounds			AS	TO	ST	BS	PF	FO	PTS	PPG					
						M/A	%	M/A	%	M/A	%	M/A	%	OR	DR	TOT													
8	MEISHAR Dotan	4.0	6	199	33:10	38/81	47	38/81	47			23/33	70	25	50	75	6	10	6	4	16	30	99	16.5					
9	ROZENBERG Roei	2.5	6	193	32:14	33/87	38	30/56	54	3/31	10	21/30	70	4	13	17	22	9	8		12	27	90	15.0					
5	DROR Lior	4.5	6	152	25:29	37/71	52	36/70	51	1/1	100	9/20	45	16	27	43	10	7	8		20	17	84	14.0					
12	HENDEL Liran	2.0	6	199	33:15	23/57	40	20/44	45	3/13	23	5/18	28	4	13	17	16	13	5		15	12	54	9.0					
14	PHILIPPS Rotem	4.0	6	73	12:12	9/20	45	9/20	45			2/6	33	7	24	31	6	5	6	1	16	4	20	3.3					
11	DOR Oon Igal Allon	4.5	6	50	08:20	5/17	29	5/17	29			1/3	33	4	9	13	1	4	4		7	2	11	1.8					
10	LEHRMAN Avraham	2.0	5	73	14:38	4/17	24	4/17	24						4	4	12	7	4		7	1	8	1.6					
6	OTTOLENGHI Ariel	2.0	6	41	06:58	3/18	17	3/18	17						1	1	6	3			3	2	6	1.0					
4	SAR TOV Eyal	4.5	1	4	04:45	0/1	0	0/1	0			1/2	50		1	1			1		2	2	1	1.0					
7	FURMAN Ron	1.0	6	144	24:00	1/2	50	1/2	50			2/6	33	3	5	8	1	5			13	5	4	0.7					
13	HAIM Shay-Refael	2.0	3	7	02:33	1/1	100	1/1	100			0/2	0								2	1	2	0.7					
15	DRAI David	1.0	5	60	12:03	0/2	0	0/2	0			0/2	0		3	3		3			7	1	0	0.0					
Team/Coach																						2							
Totals						154/374	41	147/329	45	7/45	16	64/122	52	73	163	236	80	68	42	5	120	104	379	54.1					
Opponents						149/344	43	141/307	46	8/37	22	74/118	63	55	175	230	94	85	42	9	103	119	380	54.3					

#### AVERAGES PER GAME

	ISR	Opponents
Points from Turnovers	56	38
Points in the Paint	212	194
Second Chance Points	59	52
Fast Break Points	14	24

	ISR	Opponents
Total Field Goals Made	22.0	21.3
2 Points Field Goals Made	21.0	20.1
3 Points Field Goals Made	1.0	1.1
Free Throws Made	9.1	10.6
Offensive Rebounds	10.4	7.9
Defensive Rebounds	23.3	25.0
Total Rebounds	33.7	32.9
Assists	11.4	13.4
Fouls	17.1	14.7
Turnovers	9.7	12.1
Steals	6.0	6.0
Blocked Shots	0.7	1.3
Points from Turnovers	8.0	5.4
Points in the Paint	30.3	27.7
Second Chance Points	8.4	7.4
Fast Break Points	2.0	3.4

#### Legend:

%	Shooting Percentage	AS	Assists	BS	Blocked Shots	DR	Defensive Rebounds
FO	Fouls On	GP	Games Played	M/A	Made/Attempt	MIN	Minutes Played
MPG	Minutes Played Per Game	OR	Offensive Rebounds	PF	Fouls	PPG	Points Per Game
PTS	Points	ST	Steals	TO	Turnovers	TOT	Total Rebounds

## CUMULATIVE STATISTICS

累积技术统计表

### ISR - ISRAEL After 7 Games

No.	Name	Sport Class	GP	MIN	MPG	Field Goals		2 Points		3 Points		Free Throws		Rebounds			AS	TO	ST	BS	PF	FO	PTS	PPG					
						M/A	%	M/A	%	M/A	%	M/A	%	OR	DR	TOT													
8	MEISHAR Dotan	4.0	7	233	33:22	47/98	48	47/98	48			24/37	65	31	58	89	7	14	7	4	18	34	118	16.9					
9	ROZENBERG Roei	2.5	7	225	32:10	36/97	37	33/63	52	3/34	9	24/37	65	5	16	21	29	13	9		14	31	99	14.1					
5	DROR Lior	4.5	7	183	26:10	43/84	51	42/83	51	1/1	100	11/25	44	17	32	49	11	9	9		24	20	98	14.0					
12	HENDEL Liran	2.0	7	236	33:50	25/64	39	21/48	44	4/16	25	6/22	27	4	17	21	23	15	7		20	17	60	8.6					
14	PHILIPPS Rotem	4.0	7	88	12:37	11/24	46	11/24	46			2/6	33	8	27	35	6	6	8	1	17	6	24	3.4					
11	DOR Oon Igal Allon	4.5	6	50	08:20	5/17	29	5/17	29			1/3	33	4	9	13	1	4	4		7	2	11	1.8					
10	LEHRMAN Avraham	2.0	6	84	14:00	4/17	24	4/17	24					1	5	6	12	8	4		8	2	8	1.3					
4	SAR TOV Eyal	4.5	1	4	04:45	0/1	0	0/1	0			1/2	50		1	1			1		2	2	1	1.0					
7	FURMAN Ron	1.0	7	174	24:55	2/3	67	2/3	67			2/6	33	4	6	10	2	6			15	5	6	0.9					
6	OTTOLENGHI Ariel	2.0	7	48	06:59	3/20	15	3/20	15					1	1	2	9	4			4	2	6	0.9					
13	HAIM Shay-Refael	2.0	3	7	02:33	1/1	100	1/1	100			0/2	0								2	1	2	0.7					
15	DRAI David	1.0	6	62	10:28	0/2	0	0/2	0			0/2	0		3	3		5			7	2	0	0.0					
Team/Coach																						2			1				
Totals						177/428	41	169/377	45	8/51	16	71/142	50	87	190	277	100	86	49	5	139	124	433	54.1					
Opponents						175/405	43	166/364	46	9/41	22	84/133	63	65	198	263	107	98	52	10	124	137	443	55.4					

#### AVERAGES PER GAME

	ISR	Opponents
Points from Turnovers	56	52
Points in the Paint	250	218
Second Chance Points	63	58
Fast Break Points	14	24

	ISR	Opponents
Total Field Goals Made	22.1	21.9
2 Points Field Goals Made	21.1	20.8
3 Points Field Goals Made	1.0	1.1
Free Throws Made	8.9	10.5
Offensive Rebounds	10.9	8.1
Defensive Rebounds	23.8	24.8
Total Rebounds	34.6	32.9
Assists	12.5	13.4
Fouls	17.4	15.5
Turnovers	10.8	12.3
Steals	6.1	6.5
Blocked Shots	0.6	1.3
Points from Turnovers	7.0	6.5
Points in the Paint	31.3	27.2
Second Chance Points	7.9	7.2
Fast Break Points	1.8	3.0

#### Legend:

%	Shooting Percentage	AS	Assists	BS	Blocked Shots	DR	Defensive Rebounds
FO	Fouls On	GP	Games Played	M/A	Made/Attempt	MIN	Minutes Played
MPG	Minutes Played Per Game	OR	Offensive Rebounds	PF	Fouls	PPG	Points Per Game
PTS	Points	ST	Steals	TO	Turnovers	TOT	Total Rebounds



## CUMULATIVE STATISTICS

累积技术统计表

### JPN - JAPAN After 1 Game

No.	Name	Sport Class	GP	MIN	MPG	Field Goals		2 Points		3 Points		Free Throws		Rebounds			AS	TO	ST	BS	PF	FO	PTS	PPG
						M/A	%	M/A	%	M/A	%	M/A	%	OR	DR	TOT								
9	KOZAI Hiroaki	3.5	1	33	33:38	7/19	37	4/9	44	3/10	30	2/3	67		6	6	2	2	2		4	2	19	19.0
10	SUZUKI Akimasa	3.5	1	38	38:34	7/8	88	7/8	88			2/2	100		7	7	3	2			5	2	16	16.0
13	FUJIMOTO Reo	4.5	1	27	27:49	3/21	14	3/18	17	0/3	0	2/5	40	2	9	11	2	2	1		3	5	8	8.0
11	FUJII Shingo	1.5	1	28	28:39	1/7	14	1/3	33	0/4	0			2	1	3	4	1			2		2	2.0
14	OSHIMA Tomohiko	4.0	1	8	08:20	1/2	50	1/2	50					1	1	2	1				1	1	2	2.0
6	MIYAJIMA Tetsuya	4.0	1	8	08:05	1/4	25	1/4	25					2	2	4	1		1		1	1	2	2.0
12	KYOYA Kazuyuki	1.0	1	38	38:09	0/5	0	0/4	0	0/1	0	0/2	0		4	4	1	1			5	1	0	0.0
5	MORI Noriyuki	2.0	1	11	11:31	0/1	0	0/1	0						1	1	1				1		0	0.0
8	KORETOMO Keisuke	3.0	1	3	03:24	0/2	0	0/1	0	0/1	0			1	2	3							0	0.0
7	SATO Satoshi	1.0	1	1	01:41									1		1					1		0	0.0
4	MIURA Fumiharu	2.5	1	0	00:10																	0	0.0	
15	MAEDA Kenzo	4.5	0	0	00:00																	0	0.0	
Team/Coach																								
Totals						20/69	29	17/50	34	3/19	16	6/12	50	10	35	45	15	8	4		23	12	49	49.0
Opponents						23/59	39	23/57	40	0/2	0	15/30	50	9	40	49	13	6	4		12	23	61	61.0

#### AVERAGES PER GAME

	JPN	Opponents
Points from Turnovers	4	6
Points in the Paint	20	32
Second Chance Points	6	12
Fast Break Points	4	2

	JPN	Opponents
Total Field Goals Made	0.0	0.0
2 Points Field Goals Made	0.0	0.0
3 Points Field Goals Made	0.0	0.0
Free Throws Made	0.0	0.0
Offensive Rebounds	0.0	0.0
Defensive Rebounds	0.0	0.0
Total Rebounds	0.0	0.0
Assists	0.0	0.0
Fouls	0.0	0.0
Turnovers	0.0	0.0
Steals	0.0	0.0
Blocked Shots	0.0	0.0
Points from Turnovers	4.0	6.0
Points in the Paint	20.0	32.0
Second Chance Points	6.0	12.0
Fast Break Points	4.0	2.0

#### Legend:

%	Shooting Percentage	AS	Assists	BS	Blocked Shots	DR	Defensive Rebounds
FO	Fouls On	GP	Games Played	M/A	Made/Attempt	MIN	Minutes Played
MPG	Minutes Played Per Game	OR	Offensive Rebounds	PF	Fouls	PPG	Points Per Game
PTS	Points	ST	Steals	TO	Turnovers	TOT	Total Rebounds



## CUMULATIVE STATISTICS

累积技术统计表

### JPN - JAPAN After 2 Games

No.	Name	Sport Class	GP	MIN	MPG	Field Goals		2 Points		3 Points		Free Throws		Rebounds			AS	TO	ST	BS	PF	FO	PTS	PPG	
						M/A	%	M/A	%	M/A	%	M/A	%	OR	DR	TOT									
9	KOZAI Hiroaki	3.5	2	57	28:44	16/34	47	12/22	55	4/12	33	3/5	60	1	10	11	4	4	3		5	4	39	19.5	
13	FUJIMOTO Reo	4.5	2	64	32:06	10/36	28	10/33	30	0/3	0	4/8	50	2	24	26	4	3	3		5	11	24	12.0	
10	SUZUKI Akimasa	3.5	2	60	30:13	9/13	69	9/13	69			2/4	50		12	12	4	7			7	4	20	10.0	
8	KORETOMO Keisuke	3.0	2	18	09:02	5/8	63	5/7	71	0/1	0	0/1	0	1	4	5	1	4	1		2	2	10	5.0	
11	FUJII Shingo	1.5	2	66	33:04	3/12	25	3/8	38	0/4	0	0/2	0	2	4	6	4	5			5	5	6	3.0	
6	MIYAJIMA Tetsuya	4.0	2	13	06:58	2/5	40	2/5	40					3	4	7	1		1		2	2	4	2.0	
12	KYOYA Kazuyuki	1.0	2	75	37:47	1/7	14	1/6	17	0/1	0	0/2	0		7	7	3	3			6	1	2	1.0	
14	OSHIMA Tomohiko	4.0	2	24	12:18	1/4	25	1/4	25					1	5	6	1	2			2	2	2	1.0	
5	MORI Noriyuki	2.0	2	13	06:30	0/1	0	0/1	0						2	2	1	1	1		2		0	0.0	
7	SATO Satoshi	1.0	2	4	02:08									1		1					2		0	0.0	
4	MIURA Fumiharu	2.5	2	1	00:50	0/2	0	0/1	0	0/1	0											0	0.0		
15	MAEDA Kenzo	4.5	1	0	00:38	0/1	0	0/1	0													0	0.0		
Team/Coach																									
Totals						47/123	38	43/101	43	4/22	18	9/22	41	13	77	90	23	29	9			38	31	107	53.5
Opponents						46/131	35	44/125	35	2/6	33	23/43	53	18	69	87	23	13	14	1	31	38	117	58.5	

#### AVERAGES PER GAME

	JPN	Opponents
Points from Turnovers	10	16
Points in the Paint	48	50
Second Chance Points	10	26
Fast Break Points	10	2

	JPN	Opponents
Total Field Goals Made	0.0	0.0
2 Points Field Goals Made	0.0	0.0
3 Points Field Goals Made	0.0	0.0
Free Throws Made	0.0	0.0
Offensive Rebounds	0.0	0.0
Defensive Rebounds	0.0	0.0
Total Rebounds	0.0	0.0
Assists	0.0	0.0
Fouls	0.0	0.0
Turnovers	0.0	0.0
Steals	0.0	0.0
Blocked Shots	0.0	0.0
Points from Turnovers	5.0	8.0
Points in the Paint	24.0	25.0
Second Chance Points	5.0	13.0
Fast Break Points	5.0	1.0

#### Legend:

%	Shooting Percentage	AS	Assists	BS	Blocked Shots	DR	Defensive Rebounds
FO	Fouls On	GP	Games Played	M/A	Made/Attempt	MIN	Minutes Played
MPG	Minutes Played Per Game	OR	Offensive Rebounds	PF	Fouls	PPG	Points Per Game
PTS	Points	ST	Steals	TO	Turnovers	TOT	Total Rebounds

## CUMULATIVE STATISTICS

累积技术统计表

### JPN - JAPAN After 3 Games

No.	Name	Sport Class	GP	MIN	MPG	Field Goals		2 Points		3 Points		Free Throws		Rebounds			AS	TO	ST	BS	PF	FO	PTS	PPG	
						M/A	%	M/A	%	M/A	%	M/A	%	OR	DR	TOT									
9	KOZAI Hiroaki	3.5	3	81	27:16	21/48	44	17/32	53	4/16	25	4/9	44	2	12	14	6	6	3		7	5	50	16.7	
13	FUJIMOTO Reo	4.5	3	89	29:50	14/45	31	14/42	33	0/3	0	7/15	47	6	28	34	7	12	3		10	15	35	11.7	
10	SUZUKI Akimasa	3.5	3	91	30:25	13/25	52	13/24	54	0/1	0	4/8	50	6	16	22	6	10			10	7	30	10.0	
8	KORETOMO Keisuke	3.0	3	28	09:31	6/12	50	6/9	67	0/3	0	0/1	0	2	6	8	2	6	1		2	2	12	4.0	
14	OSHIMA Tomohiko	4.0	3	39	13:00	3/10	30	3/8	38	0/2	0	4/5	80	2	6	8	1	3			5	4	10	3.3	
11	FUJII Shingo	1.5	3	95	31:51	4/15	27	4/11	36	0/4	0	0/2	0	5	7	12	6	6	2		10	6	8	2.7	
6	MIYAJIMA Tetsuya	4.0	3	23	07:42	3/9	33	3/7	43	0/2	0	0/2	0	3	4	7	2		1		4	3	6	2.0	
12	KYOYA Kazuyuki	1.0	3	107	35:58	1/12	8	1/11	9	0/1	0	0/2	0		8	8	3	4	2		9	3	2	0.7	
5	MORI Noriyuki	2.0	3	24	08:11	1/2	50	1/2	50						4	4	1	4	2		2	1	2	0.7	
4	MIURA Fumiharu	2.5	3	3	01:16	1/5	20	1/4	25	0/1	0			1		1						2	0.7		
7	SATO Satoshi	1.0	3	10	03:39									2	1	3					4	1	0	0.0	
15	MAEDA Kenzo	4.5	2	3	01:55	0/1	0	0/1	0													0	0.0		
Team/Coach																									
Totals						67/184	36	63/151	42	4/33	12	19/44	43	31	100	131	34	51	14			63	47	157	52.3
Opponents						73/195	37	68/175	39	5/20	25	35/68	51	34	96	130	29	26	26	1	49	63	186	62.0	

#### AVERAGES PER GAME

	JPN	Opponents
Points from Turnovers	14	30
Points in the Paint	72	88
Second Chance Points	24	46
Fast Break Points	14	10

	JPN	Opponents
Total Field Goals Made	0.0	0.0
2 Points Field Goals Made	0.0	0.0
3 Points Field Goals Made	0.0	0.0
Free Throws Made	0.0	0.0
Offensive Rebounds	0.0	0.0
Defensive Rebounds	0.0	0.0
Total Rebounds	0.0	0.0
Assists	0.0	0.0
Fouls	0.0	0.0
Turnovers	0.0	0.0
Steals	0.0	0.0
Blocked Shots	0.0	0.0
Points from Turnovers	4.7	10.0
Points in the Paint	24.0	29.3
Second Chance Points	8.0	15.3
Fast Break Points	4.7	3.3

#### Legend:

%	Shooting Percentage	AS	Assists	BS	Blocked Shots	DR	Defensive Rebounds
FO	Fouls On	GP	Games Played	M/A	Made/Attempt	MIN	Minutes Played
MPG	Minutes Played Per Game	OR	Offensive Rebounds	PF	Fouls	PPG	Points Per Game
PTS	Points	ST	Steals	TO	Turnovers	TOT	Total Rebounds



## CUMULATIVE STATISTICS

累积技术统计表

### JPN - JAPAN After 4 Games

No.	Name	Sport Class	GP	MIN	MPG	Field Goals		2 Points		3 Points		Free Throws		Rebounds			AS	TO	ST	BS	PF	FO	PTS	PPG	
						M/A	%	M/A	%	M/A	%	M/A	%	OR	DR	TOT									
9	KOZAI Hiroaki	3.5	4	107	26:53	27/62	44	20/40	50	7/22	32	7/12	58	3	16	19	7	9	5		11	8	68	17.0	
13	FUJIMOTO Reo	4.5	4	120	30:08	18/55	33	18/52	35	0/3	0	10/19	53	7	36	43	9	14	3		14	20	46	11.5	
10	SUZUKI Akimasa	3.5	4	111	27:58	14/30	47	14/28	50	0/2	0	4/10	40	7	18	25	7	11			11	9	32	8.0	
14	OSHIMA Tomohiko	4.0	4	51	12:57	4/14	29	3/11	27	1/3	33	4/5	80	2	7	9	2	5			7	5	13	3.3	
8	KORETOMO Keisuke	3.0	4	31	07:51	6/12	50	6/9	67	0/3	0	0/1	0	2	6	8	2	6	1		3	2	12	3.0	
6	MIYAJIMA Tetsuya	4.0	4	36	09:14	4/12	33	4/10	40	0/2	0	3/6	50	4	6	10	4	5	2		6	7	11	2.8	
11	FUJII Shingo	1.5	4	111	27:49	5/16	31	5/12	42	0/4	0	0/4	0	6	8	14	6	8	2		10	8	10	2.5	
12	KYOYA Kazuyuki	1.0	4	135	33:47	2/17	12	2/15	13	0/2	0	1/4	25		10	10	5	4	4		11	5	5	1.3	
5	MORI Noriyuki	2.0	4	34	08:32	1/2	50	1/2	50			1/2	50		5	5	1	4	2		3	2	3	0.8	
15	MAEDA Kenzo	4.5	3	10	03:23	1/2	50	1/2	50						1	1	1				2		2	0.7	
4	MIURA Fumiharu	2.5	4	10	02:39	1/8	13	1/5	20	0/3	0			1	1	2						2	0.5		
7	SATO Satoshi	1.0	4	38	09:35	0/2	0	0/2	0			1/2	50	3	1	4					4	2	1	0.3	
Team/Coach																									
Totals						83/232	36	75/188	40	8/44	18	31/65	48	38	123	161	44	66	19			82	68	205	51.3
Opponents						108/270	40	100/244	41	8/26	31	37/78	47	56	125	181	46	36	37	1		70	82	261	65.3

### AVERAGES PER GAME

	JPN	Opponents
Points from Turnovers	22	47
Points in the Paint	86	132
Second Chance Points	29	73
Fast Break Points	14	10

	JPN	Opponents
Total Field Goals Made	0.0	0.0
2 Points Field Goals Made	0.0	0.0
3 Points Field Goals Made	0.0	0.0
Free Throws Made	0.0	0.0
Offensive Rebounds	0.0	0.0
Defensive Rebounds	0.0	0.0
Total Rebounds	0.0	0.0
Assists	0.0	0.0
Fouls	0.0	0.0
Turnovers	0.0	0.0
Steals	0.0	0.0
Blocked Shots	0.0	0.0
Points from Turnovers	5.5	11.7
Points in the Paint	21.5	33.0
Second Chance Points	7.3	18.2
Fast Break Points	3.5	2.5

#### Legend:

%	Shooting Percentage	AS	Assists	BS	Blocked Shots	DR	Defensive Rebounds
FO	Fouls On	GP	Games Played	M/A	Made/Attempt	MIN	Minutes Played
MPG	Minutes Played Per Game	OR	Offensive Rebounds	PF	Fouls	PPG	Points Per Game
PTS	Points	ST	Steals	TO	Turnovers	TOT	Total Rebounds

## CUMULATIVE STATISTICS

累积技术统计表

### JPN - JAPAN After 5 Games

No.	Name	Sport Class	GP	MIN	MPG	Field Goals		2 Points		3 Points		Free Throws		Rebounds			AS	TO	ST	BS	PF	FO	PTS	PPG				
						M/A	%	M/A	%	M/A	%	M/A	%	OR	DR	TOT												
9	KOZAI Hiroaki	3.5	5	122	24:33	29/70	41	22/48	46	7/22	32	10/16	63	3	16	19	8	9	5		11	12	75	15.0				
13	FUJIMOTO Reo	4.5	5	152	30:31	27/73	37	27/70	39	0/3	0	12/23	52	11	42	53	9	17	3		16	21	66	13.2				
10	SUZUKI Akimasa	3.5	5	130	26:00	17/37	46	17/34	50	0/3	0	5/12	42	10	21	31	7	13			13	10	39	7.8				
8	KORETOMO Keisuke	3.0	5	53	10:47	11/20	55	10/14	71	1/6	17	4/7	57	3	10	13	6	9	4		7	9	27	5.4				
14	OSHIMA Tomohiko	4.0	5	75	15:11	6/18	33	5/15	33	1/3	33	7/11	64	2	11	13	2	9	3		12	9	20	4.0				
6	MIYAJIMA Tetsuya	4.0	5	44	08:58	4/16	25	4/14	29	0/2	0	5/8	63	6	8	14	5	6	2		9	10	13	2.6				
11	FUJII Shingo	1.5	5	144	28:58	5/17	29	5/13	38	0/4	0	0/4	0	6	11	17	9	12	2		11	8	10	2.0				
12	KYOYA Kazuyuki	1.0	5	175	35:02	3/20	15	3/18	17	0/2	0	1/4	25	2	14	16	7	4	6		12	8	7	1.4				
15	MAEDA Kenzo	4.5	3	10	03:23	1/2	50	1/2	50						1	1	1				2		2	0.7				
5	MORI Noriyuki	2.0	5	40	08:06	1/3	33	1/3	33			1/2	50	1	6	7	2	4	2		3	3	3	0.6				
4	MIURA Fumiharu	2.5	4	10	02:39	1/8	13	1/5	20	0/3	0			1	1	2						2	0.5					
7	SATO Satoshi	1.0	4	38	09:35	0/2	0	0/2	0			1/2	50	3	1	4					4	2	1	0.3				
Team/Coach																					3							
Totals						105/286	37	96/238	40	9/48	19	46/89	52	53	154	207	56	86	27			100	92	265	53.0			
Opponents						131/331	40	121/296	41	10/35	29	47/92	51	62	147	209	60	48	48	3	95	100	319	63.8				

#### AVERAGES PER GAME

	JPN	Opponents
Points from Turnovers	32	57
Points in the Paint	118	164
Second Chance Points	44	83
Fast Break Points	14	24

	JPN	Opponents
Total Field Goals Made	0.0	0.0
2 Points Field Goals Made	0.0	0.0
3 Points Field Goals Made	0.0	0.0
Free Throws Made	0.0	0.0
Offensive Rebounds	0.0	0.0
Defensive Rebounds	0.0	0.0
Total Rebounds	0.0	0.0
Assists	0.0	0.0
Fouls	0.0	0.0
Turnovers	0.0	0.0
Steals	0.0	0.0
Blocked Shots	0.0	0.0
Points from Turnovers	6.4	11.4
Points in the Paint	23.6	32.7
Second Chance Points	8.8	16.6
Fast Break Points	2.8	4.7

#### Legend:

%	Shooting Percentage	AS	Assists	BS	Blocked Shots	DR	Defensive Rebounds
FO	Fouls On	GP	Games Played	M/A	Made/Attempt	MIN	Minutes Played
MPG	Minutes Played Per Game	OR	Offensive Rebounds	PF	Fouls	PPG	Points Per Game
PTS	Points	ST	Steals	TO	Turnovers	TOT	Total Rebounds



## CUMULATIVE STATISTICS

累积技术统计表

### JPN - JAPAN After 8 Games

No.	Name	Sport Class	GP	MIN	MPG	Field Goals		2 Points		3 Points		Free Throws		Rebounds			AS	TO	ST	BS	PF	FO	PTS	PPG					
						M/A	%	M/A	%	M/A	%	M/A	%	OR	DR	TOT													
13	FUJIMOTO Reo	4.5	7	205	29:21	40/92	43	40/89	45	0/3	0	14/25	56	13	49	62	11	22	7		25	24	94	13.4					
9	KOZAI Hiroaki	3.5	7	168	24:01	34/93	37	25/63	40	9/30	30	13/20	65	3	20	23	12	10	5		13	20	90	12.9					
10	SUZUKI Akimasa	3.5	7	168	24:02	24/52	46	24/49	49	0/3	0	5/12	42	14	30	44	9	18	1		20	12	53	7.6					
8	KORETOMO Keisuke	3.0	7	80	11:31	13/25	52	12/18	67	1/7	14	7/14	50	3	11	14	7	12	5		11	15	34	4.9					
14	OSHIMA Tomohiko	4.0	7	122	17:29	9/31	29	8/25	32	1/6	17	10/14	71	4	18	22	4	12	4		15	12	29	4.1					
12	KYOYA Kazuyuki	1.0	7	248	35:29	10/33	30	9/30	30	1/3	33	1/4	25	3	19	22	10	7	6		20	9	22	3.1					
6	MIYAJIMA Tetsuya	4.0	7	61	08:47	8/23	35	8/21	38	0/2	0	6/13	46	9	10	19	5	8	3		9	16	22	3.1					
15	MAEDA Kenzo	4.5	5	19	03:51	4/7	57	4/7	57						1	1	1				2		8	1.6					
11	FUJII Shingo	1.5	7	219	31:18	5/26	19	5/19	26	0/7	0	0/4	0	8	17	25	14	16	3		18	9	10	1.4					
5	MORI Noriyuki	2.0	7	47	06:47	3/7	43	2/6	33	1/1	100	2/4	50	2	6	8	2	7	3		4	4	9	1.3					
4	MIURA Fumiharu	2.5	6	15	02:32	1/10	10	1/6	17	0/4	0			1	2	3	1				1		2	0.3					
7	SATO Satoshi	1.0	6	43	07:19	0/2	0	0/2	0			1/2	50	3	2	5					5	2	1	0.2					
Team/Coach																						4							
Totals						151/401	38	138/335	41	13/66	20	59/112	53	70	201	271	76	116	37			143	123	374	46.8				
Opponents						189/451	42	178/406	44	11/45	24	73/131	56	80	200	280	89	66	66	3	126	142	462	57.8					

#### AVERAGES PER GAME

	JPN	Opponents
Points from Turnovers	40	83
Points in the Paint	172	248
Second Chance Points	58	110
Fast Break Points	14	28

	JPN	Opponents
Total Field Goals Made	0.0	0.0
2 Points Field Goals Made	0.0	0.0
3 Points Field Goals Made	0.0	0.0
Free Throws Made	0.0	0.0
Offensive Rebounds	0.0	0.0
Defensive Rebounds	0.0	0.0
Total Rebounds	0.0	0.0
Assists	0.0	0.0
Fouls	0.0	0.0
Turnovers	0.0	0.0
Steals	0.0	0.0
Blocked Shots	0.0	0.0
Points from Turnovers	5.0	10.3
Points in the Paint	21.5	31.0
Second Chance Points	7.3	13.7
Fast Break Points	1.8	3.5

#### Legend:

%	Shooting Percentage	AS	Assists	BS	Blocked Shots	DR	Defensive Rebounds
FO	Fouls On	GP	Games Played	M/A	Made/Attempt	MIN	Minutes Played
MPG	Minutes Played Per Game	OR	Offensive Rebounds	PF	Fouls	PPG	Points Per Game
PTS	Points	ST	Steals	TO	Turnovers	TOT	Total Rebounds

## CUMULATIVE STATISTICS

累积技术统计表

### JPN - JAPAN After 7 Games

No.	Name	Sport Class	GP	MIN	MPG	Field Goals		2 Points		3 Points		Free Throws		Rebounds			AS	TO	ST	BS	PF	FO	PTS	PPG					
						M/A	%	M/A	%	M/A	%	M/A	%	OR	DR	TOT													
13	FUJIMOTO Reo	4.5	7	205	29:21	40/92	43	40/89	45	0/3	0	14/25	56	13	49	62	11	22	7		25	24	94	13.4					
9	KOZAI Hiroaki	3.5	7	168	24:01	34/93	37	25/63	40	9/30	30	13/20	65	3	20	23	12	10	5		13	20	90	12.9					
10	SUZUKI Akimasa	3.5	7	168	24:02	24/52	46	24/49	49	0/3	0	5/12	42	14	30	44	9	18	1		20	12	53	7.6					
8	KORETOMO Keisuke	3.0	7	80	11:31	13/25	52	12/18	67	1/7	14	7/14	50	3	11	14	7	12	5		11	15	34	4.9					
14	OSHIMA Tomohiko	4.0	7	122	17:29	9/31	29	8/25	32	1/6	17	10/14	71	4	18	22	4	12	4		15	12	29	4.1					
12	KYOYA Kazuyuki	1.0	7	248	35:29	10/33	30	9/30	30	1/3	33	1/4	25	3	19	22	10	7	6		20	9	22	3.1					
6	MIYAJIMA Tetsuya	4.0	7	61	08:47	8/23	35	8/21	38	0/2	0	6/13	46	9	10	19	5	8	3		9	16	22	3.1					
15	MAEDA Kenzo	4.5	5	19	03:51	4/7	57	4/7	57						1	1	1				2		8	1.6					
11	FUJII Shingo	1.5	7	219	31:18	5/26	19	5/19	26	0/7	0	0/4	0	8	17	25	14	16	3		18	9	10	1.4					
5	MORI Noriyuki	2.0	7	47	06:47	3/7	43	2/6	33	1/1	100	2/4	50	2	6	8	2	7	3		4	4	9	1.3					
4	MIURA Fumiharu	2.5	6	15	02:32	1/10	10	1/6	17	0/4	0			1	2	3	1				1		2	0.3					
7	SATO Satoshi	1.0	6	43	07:19	0/2	0	0/2	0			1/2	50	3	2	5					5	2	1	0.2					
Team/Coach																						4							
Totals						151/401	38	138/335	41	13/66	20	59/112	53	70	201	271	76	116	37			143	123	374	46.8				
Opponents						189/451	42	178/406	44	11/45	24	73/131	56	80	200	280	89	66	66	3	126	142	462	57.8					

#### AVERAGES PER GAME

	JPN	Opponents
Points from Turnovers	40	83
Points in the Paint	172	248
Second Chance Points	58	110
Fast Break Points	14	28

	JPN	Opponents
Total Field Goals Made	0.0	0.0
2 Points Field Goals Made	0.0	0.0
3 Points Field Goals Made	0.0	0.0
Free Throws Made	0.0	0.0
Offensive Rebounds	0.0	0.0
Defensive Rebounds	0.0	0.0
Total Rebounds	0.0	0.0
Assists	0.0	0.0
Fouls	0.0	0.0
Turnovers	0.0	0.0
Steals	0.0	0.0
Blocked Shots	0.0	0.0
Points from Turnovers	5.0	10.3
Points in the Paint	21.5	31.0
Second Chance Points	7.3	13.7
Fast Break Points	1.8	3.5

#### Legend:

%	Shooting Percentage	AS	Assists	BS	Blocked Shots	DR	Defensive Rebounds
FO	Fouls On	GP	Games Played	M/A	Made/Attempt	MIN	Minutes Played
MPG	Minutes Played Per Game	OR	Offensive Rebounds	PF	Fouls	PPG	Points Per Game
PTS	Points	ST	Steals	TO	Turnovers	TOT	Total Rebounds

## CUMULATIVE STATISTICS

累积技术统计表

### JPN - JAPAN After 7 Games

No.	Name	Sport Class	GP	MIN	MPG	Field Goals		2 Points		3 Points		Free Throws		Rebounds			AS	TO	ST	BS	PF	FO	PTS	PPG					
						M/A	%	M/A	%	M/A	%	M/A	%	OR	DR	TOT													
13	FUJIMOTO Reo	4.5	7	205	29:21	40/92	43	40/89	45	0/3	0	14/25	56	13	49	62	11	22	7		25	24	94	13.4					
9	KOZAI Hiroaki	3.5	7	168	24:01	34/93	37	25/63	40	9/30	30	13/20	65	3	20	23	12	10	5		13	20	90	12.9					
10	SUZUKI Akimasa	3.5	7	168	24:02	24/52	46	24/49	49	0/3	0	5/12	42	14	30	44	9	18	1		20	12	53	7.6					
8	KORETOMO Keisuke	3.0	7	80	11:31	13/25	52	12/18	67	1/7	14	7/14	50	3	11	14	7	12	5		11	15	34	4.9					
14	OSHIMA Tomohiko	4.0	7	122	17:29	9/31	29	8/25	32	1/6	17	10/14	71	4	18	22	4	12	4		15	12	29	4.1					
12	KYOYA Kazuyuki	1.0	7	248	35:29	10/33	30	9/30	30	1/3	33	1/4	25	3	19	22	10	7	6		20	9	22	3.1					
6	MIYAJIMA Tetsuya	4.0	7	61	08:47	8/23	35	8/21	38	0/2	0	6/13	46	9	10	19	5	8	3		9	16	22	3.1					
15	MAEDA Kenzo	4.5	5	19	03:51	4/7	57	4/7	57						1	1	1				2		8	1.6					
11	FUJII Shingo	1.5	7	219	31:18	5/26	19	5/19	26	0/7	0	0/4	0	8	17	25	14	16	3		18	9	10	1.4					
5	MORI Noriyuki	2.0	7	47	06:47	3/7	43	2/6	33	1/1	100	2/4	50	2	6	8	2	7	3		4	4	9	1.3					
4	MIURA Fumiharu	2.5	6	15	02:32	1/10	10	1/6	17	0/4	0			1	2	3	1				1		2	0.3					
7	SATO Satoshi	1.0	6	43	07:19	0/2	0	0/2	0			1/2	50	3	2	5					5	2	1	0.2					
Team/Coach																						4							
Totals						151/401	38	138/335	41	13/66	20	59/112	53	70	201	271	76	116	37			143	123	374	46.8				
Opponents						189/451	42	178/406	44	11/45	24	73/131	56	80	200	280	89	66	66	3	126	142	462	57.8					

#### AVERAGES PER GAME

	JPN	Opponents
Points from Turnovers	40	83
Points in the Paint	172	248
Second Chance Points	58	110
Fast Break Points	14	28

	JPN	Opponents
Total Field Goals Made	18.9	23.6
2 Points Field Goals Made	17.3	22.3
3 Points Field Goals Made	1.6	1.4
Free Throws Made	7.4	9.1
Offensive Rebounds	8.8	10.0
Defensive Rebounds	25.1	25.0
Total Rebounds	33.9	35.0
Assists	9.5	11.1
Fouls	17.9	15.8
Turnovers	14.5	8.3
Steals	4.6	8.3
Blocked Shots		0.4
Points from Turnovers	5.0	10.3
Points in the Paint	21.5	31.0
Second Chance Points	7.3	13.7
Fast Break Points	1.8	3.5

#### Legend:

%	Shooting Percentage	AS	Assists	BS	Blocked Shots	DR	Defensive Rebounds
FO	Fouls On	GP	Games Played	M/A	Made/Attempt	MIN	Minutes Played
MPG	Minutes Played Per Game	OR	Offensive Rebounds	PF	Fouls	PPG	Points Per Game
PTS	Points	ST	Steals	TO	Turnovers	TOT	Total Rebounds

## CUMULATIVE STATISTICS

累积技术统计表

### RSA - SOUTH AFRICA After 1 Game

No.	Name	Sport Class	GP	MIN	MPG	Field Goals		2 Points		3 Points		Free Throws		Rebounds			AS	TO	ST	BS	PF	FO	PTS	PPG				
						M/A	%	M/A	%	M/A	%	M/A	%	OR	DR	TOT												
15	NORTJE Richard	4.5	1	34	34:20	9/19	47	9/18	50	0/1	0	7/11	64	2	8	10	1	4			2	12	25	25.0				
7	TAYLOR Nicholas	2.0	1	40	40:00	10/19	53	6/8	75	4/11	36				5	5	4	5	1		4	1	24	24.0				
13	WAITES Grant	4.0	1	11	11:04	2/4	50	2/4	50			1/2	50	1	2	3						1	5	5.0				
10	PAPENFUS Marius	2.5	1	34	34:20	2/7	29	2/7	29					2	2	4	1	3	1		2		4	4.0				
12	CURLE David Nathaniel	3.5	1	30	30:44	0/4	0	0/4	0			2/6	33	1	7	8	3	1	2		4	3	2	2.0				
11	ZONKE Thandile	3.5	1	5	05:40	1/2	50	1/2	50									2	1				2	2.0				
8	GOVENDER Justin	1.0	1	30	30:00	0/3	0	0/3	0					2		2					2	1	0	0.0				
4	RETIEF Marcus	1.0	1	10	10:00										2	2					2		0	0.0				
14	NEL Jeremy	4.0	1	3	03:52										2	2							0	0.0				
5	HARTNICK Shaun	1.0	0	0	00:00																		0	0.0				
6	WILLIAMS Ralph	2.0	0	0	00:00																		0	0.0				
9	GUMBI Siphamandla	3.0	0	0	00:00																		0	0.0				
Team/Coach																						1						
Totals						24/58	41	20/46	43	4/12	33	10/19	53	9	30	39	9	16	5		16	18	62	62.0				
Opponents						32/67	48	29/57	51	3/10	30	6/16	38	7	30	37	15	7	9		19	16	73	73.0				

#### AVERAGES PER GAME

	RSA	Opponents
Points from Turnovers	8	4
Points in the Paint	28	38
Second Chance Points	11	8
Fast Break Points	0	4

	RSA	Opponents
Total Field Goals Made	0.0	0.0
2 Points Field Goals Made	0.0	0.0
3 Points Field Goals Made	0.0	0.0
Free Throws Made	0.0	0.0
Offensive Rebounds	0.0	0.0
Defensive Rebounds	0.0	0.0
Total Rebounds	0.0	0.0
Assists	0.0	0.0
Fouls	0.0	0.0
Turnovers	0.0	0.0
Steals	0.0	0.0
Blocked Shots	0.0	0.0
Points from Turnovers	8.0	4.0
Points in the Paint	28.0	38.0
Second Chance Points	11.0	8.0
Fast Break Points	0.0	4.0

#### Legend:

%	Shooting Percentage	AS	Assists	BS	Blocked Shots	DR	Defensive Rebounds
FO	Fouls On	GP	Games Played	M/A	Made/Attempt	MIN	Minutes Played
MPG	Minutes Played Per Game	OR	Offensive Rebounds	PF	Fouls	PPG	Points Per Game
PTS	Points	ST	Steals	TO	Turnovers	TOT	Total Rebounds

## CUMULATIVE STATISTICS

累积技术统计表

### RSA - SOUTH AFRICA After 2 Games

No.	Name	Sport Class	GP	MIN	MPG	Field Goals		2 Points		3 Points		Free Throws		Rebounds			AS	TO	ST	BS	PF	FO	PTS	PPG				
						M/A	%	M/A	%	M/A	%	M/A	%	OR	DR	TOT												
7	TAYLOR Nicholas	2.0	2	80	40:00	17/29	59	9/12	75	8/17	47			8	8	6	11	4		8	2	42	21.0					
15	NORTJE Richard	4.5	2	49	24:39	10/25	40	10/23	43	0/2	0	7/11	64	2	11	13	1	6		3	14	27	13.5					
12	CURLE David Nathaniel	3.5	2	68	34:18	7/23	30	5/19	26	2/4	50	2/6	33	2	14	16	4	5	2	1	9	6	18	9.0				
10	PAPENFUS Marius	2.5	2	69	34:36	8/19	42	8/19	42			1/1	100	3	4	7	4	6	3		7	2	17	8.5				
6	WILLIAMS Ralph	2.0	1	22	22:02	2/4	50	2/4	50						3	3		1	1		4		4	4.0				
13	WAITES Grant	4.0	2	12	06:19	2/4	50	2/4	50			1/2	50	1	2	3						1	5	2.5				
11	ZONKE Thandile	3.5	1	5	05:40	1/2	50	1/2	50								2	1				2	2.0					
14	NEL Jeremy	4.0	2	28	14:26	1/4	25	1/4	25			0/2	0	1	4	5		1	1		2	2	2	1.0				
8	GOVENDER Justin	1.0	2	41	20:38	0/3	0	0/3	0					2		2	1				3	1	0	0.0				
4	RETIEF Marcus	1.0	2	14	07:29										2	2					2		0	0.0				
9	GUMBI Siphamandla	3.0	1	4	04:59	0/1	0	0/1	0								2					0	0.0					
5	HARTNICK Shaun	1.0	1	2	02:23																1		0	0.0				
Team/Coach																						1						
Totals						48/114	42	38/91	42	10/23	43	11/22	50	16	52	68	16	35	12	1	39	28	117	58.5				
Opponents						62/128	48	56/112	50	6/16	38	23/44	52	21	55	76	36	17	19	2	29	39	153	76.5				

#### AVERAGES PER GAME

	RSA	Opponents
Points from Turnovers	17	19
Points in the Paint	54	88
Second Chance Points	19	26
Fast Break Points	6	6

	RSA	Opponents
Total Field Goals Made	0.0	0.0
2 Points Field Goals Made	0.0	0.0
3 Points Field Goals Made	0.0	0.0
Free Throws Made	0.0	0.0
Offensive Rebounds	0.0	0.0
Defensive Rebounds	0.0	0.0
Total Rebounds	0.0	0.0
Assists	0.0	0.0
Fouls	0.0	0.0
Turnovers	0.0	0.0
Steals	0.0	0.0
Blocked Shots	0.0	0.0
Points from Turnovers	8.5	9.5
Points in the Paint	27.0	44.0
Second Chance Points	9.5	13.0
Fast Break Points	3.0	3.0

#### Legend:

%	Shooting Percentage	AS	Assists	BS	Blocked Shots	DR	Defensive Rebounds
FO	Fouls On	GP	Games Played	M/A	Made/Attempt	MIN	Minutes Played
MPG	Minutes Played Per Game	OR	Offensive Rebounds	PF	Fouls	PPG	Points Per Game
PTS	Points	ST	Steals	TO	Turnovers	TOT	Total Rebounds

## CUMULATIVE STATISTICS

累积技术统计表

### RSA - SOUTH AFRICA After 3 Games

No.	Name	Sport Class	GP	MIN	MPG	Field Goals		2 Points		3 Points		Free Throws		Rebounds			AS	TO	ST	BS	PF	FO	PTS	PPG				
						M/A	%	M/A	%	M/A	%	M/A	%	OR	DR	TOT												
7	TAYLOR Nicholas	2.0	3	109	36:27	21/38	55	11/17	65	10/21	48			15	15	7	19	6		11	2	52	17.3					
15	NORTJE Richard	4.5	3	73	24:35	16/36	44	16/33	48	0/3	0	14/23	61	2	18	20	2	13		5	24	46	15.3					
12	CURLE David Nathaniel	3.5	3	101	33:51	10/27	37	8/23	35	2/4	50	2/6	33	2	18	20	6	20	3	1	13	9	24	8.0				
10	PAPENFUS Marius	2.5	3	88	29:34	8/20	40	8/20	40			1/1	100	3	5	8	5	11	4		8	2	17	5.7				
6	WILLIAMS Ralph	2.0	2	30	15:19	3/5	60	3/5	60						3	3		1	1		5		6	3.0				
11	ZONKE Thandile	3.5	2	15	07:35	2/3	67	2/3	67								5	1		1		4	2.0					
13	WAITES Grant	4.0	3	20	06:56	2/6	33	2/5	40	0/1	0	1/2	50	1	4	5		2			1	5	1.7					
9	GUMBI Siphamandla	3.0	2	15	07:59	1/5	20	1/5	20						1	1		3			1		2	1.0				
8	GOVENDER Justin	1.0	3	58	19:26	1/4	25	1/4	25					2		2	2	2		5	3	2	0.7					
14	NEL Jeremy	4.0	3	43	14:26	1/6	17	1/6	17			0/2	0	1	11	12	1	2	2		4	2	2	0.7				
4	RETIEF Marcus	1.0	3	29	09:49										2	2		1			4	1	0	0.0				
5	HARTNICK Shaun	1.0	2	12	06:26																4	1	0	0.0				
Team/Coach																						1						
Totals						65/150	43	53/121	44	12/29	41	18/34	53	16	82	98	23	80	19	1	61	45	160	53.3				
Opponents						105/213	49	99/193	51	6/20	30	33/63	52	35	76	111	59	25	47	2	46	61	249	83.0				

#### AVERAGES PER GAME

	RSA	Opponents
Points from Turnovers	25	65
Points in the Paint	70	142
Second Chance Points	19	42
Fast Break Points	6	12

	RSA	Opponents
Total Field Goals Made	0.0	0.0
2 Points Field Goals Made	0.0	0.0
3 Points Field Goals Made	0.0	0.0
Free Throws Made	0.0	0.0
Offensive Rebounds	0.0	0.0
Defensive Rebounds	0.0	0.0
Total Rebounds	0.0	0.0
Assists	0.0	0.0
Fouls	0.0	0.0
Turnovers	0.0	0.0
Steals	0.0	0.0
Blocked Shots	0.0	0.0
Points from Turnovers	8.3	21.6
Points in the Paint	23.3	47.3
Second Chance Points	6.3	14.0
Fast Break Points	2.0	4.0

#### Legend:

%	Shooting Percentage	AS	Assists	BS	Blocked Shots	DR	Defensive Rebounds
FO	Fouls On	GP	Games Played	M/A	Made/Attempt	MIN	Minutes Played
MPG	Minutes Played Per Game	OR	Offensive Rebounds	PF	Fouls	PPG	Points Per Game
PTS	Points	ST	Steals	TO	Turnovers	TOT	Total Rebounds





## CUMULATIVE STATISTICS

累积技术统计表

### RSA - SOUTH AFRICA After 4 Games

No.	Name	Sport Class	GP	MIN	MPG	Field Goals		2 Points		3 Points		Free Throws		Rebounds			AS	TO	ST	BS	PF	FO	PTS	PPG					
						M/A	%	M/A	%	M/A	%	M/A	%	OR	DR	TOT													
15	NORTJE Richard	4.5	4	112	28:04	28/55	51	28/52	54	0/3	0	16/29	55	2	28	30	4	15	1		6	32	72	18.0					
7	TAYLOR Nicholas	2.0	4	145	36:26	26/51	51	14/25	56	12/26	46	1/2	50	1	20	21	11	23	8		14	3	65	16.3					
12	CURLE David Nathaniel	3.5	4	141	35:23	14/40	35	12/35	34	2/5	40	4/9	44	2	27	29	7	24	4	2	15	12	34	8.5					
10	PAPENFUS Marius	2.5	4	128	32:10	14/32	44	14/32	44			2/2	100	5	7	12	8	16	6		11	7	30	7.5					
6	WILLIAMS Ralph	2.0	3	34	11:25	3/6	50	3/6	50						3	3		1	1		6		6	2.0					
11	ZONKE Thandile	3.5	2	15	07:35	2/3	67	2/3	67									5	1		1		4	2.0					
13	WAITES Grant	4.0	3	20	06:56	2/6	33	2/5	40	0/1	0	1/2	50	1	4	5		2				1	5	1.7					
8	GOVENDER Justin	1.0	4	92	23:07	2/8	25	2/8	25					5	4	9	3	3	4		10	4	4	1.0					
9	GUMBI Siphamandla	3.0	3	16	05:34	1/5	20	1/5	20						1	1		3			1		2	0.7					
14	NEL Jeremy	4.0	4	44	11:12	1/6	17	1/6	17			0/2	0	1	11	12	1	2	2		4	2	2	0.5					
4	RETIEF Marcus	1.0	4	34	08:38	0/1	0	0/1	0						2	2		1			5	1	0	0.0					
5	HARTNICK Shaun	1.0	2	12	06:26																4	1	0	0.0					
Team/Coach																						1							
Totals						93/213	44	79/178	44	14/35	40	24/46	52	22	114	136	34	96	27	2	77	63	224	56.0					
Opponents						131/277	47	125/255	49	6/22	27	39/80	49	47	105	152	72	41	54	2	64	77	307	76.8					

#### AVERAGES PER GAME

	RSA	Opponents
Points from Turnovers	32	71
Points in the Paint	112	184
Second Chance Points	25	48
Fast Break Points	6	12

	RSA	Opponents
Total Field Goals Made	0.0	0.0
2 Points Field Goals Made	0.0	0.0
3 Points Field Goals Made	0.0	0.0
Free Throws Made	0.0	0.0
Offensive Rebounds	0.0	0.0
Defensive Rebounds	0.0	0.0
Total Rebounds	0.0	0.0
Assists	0.0	0.0
Fouls	0.0	0.0
Turnovers	0.0	0.0
Steals	0.0	0.0
Blocked Shots	0.0	0.0
Points from Turnovers	8.0	17.7
Points in the Paint	28.0	46.0
Second Chance Points	6.3	12.0
Fast Break Points	1.5	3.0

#### Legend:

%	Shooting Percentage	AS	Assists	BS	Blocked Shots	DR	Defensive Rebounds
FO	Fouls On	GP	Games Played	M/A	Made/Attempt	MIN	Minutes Played
MPG	Minutes Played Per Game	OR	Offensive Rebounds	PF	Fouls	PPG	Points Per Game
PTS	Points	ST	Steals	TO	Turnovers	TOT	Total Rebounds

## CUMULATIVE STATISTICS

累积技术统计表

### RSA - SOUTH AFRICA After 5 Games

No.	Name	Sport Class	GP	MIN	MPG	Field Goals		2 Points		3 Points		Free Throws		Rebounds			AS	TO	ST	BS	PF	FO	PTS	PPG				
						M/A	%	M/A	%	M/A	%	M/A	%	OR	DR	TOT												
15	NORTJE Richard	4.5	5	144	28:57	33/75	44	33/70	47	0/5	0	21/36	58	5	38	43	7	18	2	1	11	38	87	17.4				
7	TAYLOR Nicholas	2.0	5	172	34:27	30/57	53	16/27	59	14/30	47	1/2	50	1	21	22	16	24	9	1	17	4	75	15.0				
12	CURLE David Nathaniel	3.5	5	168	33:37	16/46	35	14/40	35	2/6	33	5/12	42	2	27	29	7	26	6	2	19	14	39	7.8				
10	PAPENFUS Marius	2.5	5	151	30:14	15/36	42	15/35	43	0/1	0	6/6	100	6	8	14	9	17	8		13	11	36	7.2				
8	GOVENDER Justin	1.0	5	111	22:17	7/14	50	7/14	50					5	5	10	4	4	4		11	4	14	2.8				
11	ZONKE Thandile	3.5	3	32	10:53	4/12	33	4/11	36	0/1	0			1	1	2	4	7	4		4	2	8	2.7				
6	WILLIAMS Ralph	2.0	3	34	11:25	3/6	50	3/6	50						3	3		1	1		6		6	2.0				
13	WAITES Grant	4.0	4	25	06:27	2/7	29	2/6	33	0/1	0	1/2	50	1	6	7		2				1	5	1.3				
4	RETIEF Marcus	1.0	5	69	13:48	3/5	60	3/5	60						3	3		2	1		10	3	6	1.2				
14	NEL Jeremy	4.0	5	57	11:27	2/11	18	2/11	18			0/2	0	2	15	17	1	3	2		6	3	4	0.8				
9	GUMBI Siphamandla	3.0	3	16	05:34	1/5	20	1/5	20						1	1		3			1		2	0.7				
5	HARTNICK Shaun	1.0	2	12	06:26																4	1	0	0.0				
Team/Coach																						1						
Totals						116/274	42	100/230	43	16/44	36	34/60	57	28	136	164	48	108	38	4	102	81	282	56.4				
Opponents						153/331	46	146/305	48	7/26	27	54/104	52	62	136	198	84	61	62	2	82	101	367	73.4				

#### AVERAGES PER GAME

	RSA	Opponents
Points from Turnovers	42	81
Points in the Paint	144	216
Second Chance Points	35	63
Fast Break Points	20	12

	RSA	Opponents
Total Field Goals Made	0.0	0.0
2 Points Field Goals Made	0.0	0.0
3 Points Field Goals Made	0.0	0.0
Free Throws Made	0.0	0.0
Offensive Rebounds	0.0	0.0
Defensive Rebounds	0.0	0.0
Total Rebounds	0.0	0.0
Assists	0.0	0.0
Fouls	0.0	0.0
Turnovers	0.0	0.0
Steals	0.0	0.0
Blocked Shots	0.0	0.0
Points from Turnovers	8.4	16.1
Points in the Paint	28.8	43.2
Second Chance Points	7.0	12.6
Fast Break Points	4.0	2.3

#### Legend:

%	Shooting Percentage	AS	Assists	BS	Blocked Shots	DR	Defensive Rebounds
FO	Fouls On	GP	Games Played	M/A	Made/Attempt	MIN	Minutes Played
MPG	Minutes Played Per Game	OR	Offensive Rebounds	PF	Fouls	PPG	Points Per Game
PTS	Points	ST	Steals	TO	Turnovers	TOT	Total Rebounds



## CUMULATIVE STATISTICS

累积技术统计表

### RSA - SOUTH AFRICA After 6 Games

No.	Name	Sport Class	GP	MIN	MPG	Field Goals		2 Points		3 Points		Free Throws		Rebounds			AS	TO	ST	BS	PF	FO	PTS	PPG				
						M/A	%	M/A	%	M/A	%	M/A	%	OR	DR	TOT												
15	NORTJE Richard	4.5	6	166	27:43	41/91	45	41/83	49	0/8	0	27/44	61	6	42	48	7	20	5	2	11	44	109	18.2				
7	TAYLOR Nicholas	2.0	6	195	32:33	35/67	52	19/32	59	16/35	46	4/6	67	3	22	25	18	24	10	1	19	8	90	15.0				
12	CURLE David Nathaniel	3.5	6	208	34:41	17/57	30	15/50	30	2/7	29	8/17	47	6	33	39	12	29	14	3	22	22	44	7.3				
10	PAPENFUS Marius	2.5	6	171	28:39	16/43	37	16/42	38	0/1	0	8/10	80	8	8	16	10	19	10		14	13	40	6.7				
11	ZONKE Thandile	3.5	4	41	10:21	7/19	37	7/18	39	0/1	0			2	2	4	4	7	4		4	3	14	3.5				
8	GOVENDER Justin	1.0	6	139	23:12	9/19	47	9/19	47			0/2	0	7	6	13	5	5	5		13	5	18	3.0				
13	WAITES Grant	4.0	5	37	07:33	4/15	27	4/14	29	0/1	0	1/2	50	5	11	16		2			2	2	9	1.8				
9	GUMBI Siphamandla	3.0	4	27	06:58	3/9	33	2/8	25	1/1	100			1	1	2	1	4			2	1	7	1.8				
6	WILLIAMS Ralph	2.0	4	35	08:45	3/6	50	3/6	50						3	3		1	1		6		6	1.5				
4	RETIEF Marcus	1.0	6	89	14:50	3/6	50	3/6	50						3	3	2	2	1		12	3	6	1.0				
14	NEL Jeremy	4.0	6	71	11:55	3/13	23	3/13	23			0/2	0	3	16	19	1	3	2		7	3	6	1.0				
5	HARTNICK Shaun	1.0	2	12	06:26																4	1	0	0.0				
Team/Coach																						1						
Totals						141/345	41	122/291	42	19/54	35	48/83	58	47	159	206	60	117	53	6	116	105	349	58.2				
Opponents						181/393	46	174/366	48	7/27	26	58/113	51	76	167	243	99	81	67	4	107	115	427	71.2				

#### AVERAGES PER GAME

	RSA	Opponents
Points from Turnovers	62	85
Points in the Paint	178	246
Second Chance Points	47	77
Fast Break Points	20	12

	RSA	Opponents
Total Field Goals Made	0.0	0.0
2 Points Field Goals Made	0.0	0.0
3 Points Field Goals Made	0.0	0.0
Free Throws Made	0.0	0.0
Offensive Rebounds	0.0	0.0
Defensive Rebounds	0.0	0.0
Total Rebounds	0.0	0.0
Assists	0.0	0.0
Fouls	0.0	0.0
Turnovers	0.0	0.0
Steals	0.0	0.0
Blocked Shots	0.0	0.0
Points from Turnovers	10.3	14.1
Points in the Paint	29.7	41.0
Second Chance Points	7.8	12.8
Fast Break Points	3.3	2.0

#### Legend:

%	Shooting Percentage	AS	Assists	BS	Blocked Shots	DR	Defensive Rebounds
FO	Fouls On	GP	Games Played	M/A	Made/Attempt	MIN	Minutes Played
MPG	Minutes Played Per Game	OR	Offensive Rebounds	PF	Fouls	PPG	Points Per Game
PTS	Points	ST	Steals	TO	Turnovers	TOT	Total Rebounds

## CUMULATIVE STATISTICS

累积技术统计表

### RSA - SOUTH AFRICA After 6 Games

No.	Name	Sport Class	GP	MIN	MPG	Field Goals		2 Points		3 Points		Free Throws		Rebounds			AS	TO	ST	BS	PF	FO	PTS	PPG				
						M/A	%	M/A	%	M/A	%	M/A	%	OR	DR	TOT												
15	NORTJE Richard	4.5	6	166	27:43	41/91	45	41/83	49	0/8	0	27/44	61	6	42	48	7	20	5	2	11	44	109	18.2				
7	TAYLOR Nicholas	2.0	6	195	32:33	35/67	52	19/32	59	16/35	46	4/6	67	3	22	25	18	24	10	1	19	8	90	15.0				
12	CURLE David Nathaniel	3.5	6	208	34:41	17/57	30	15/50	30	2/7	29	8/17	47	6	33	39	12	29	14	3	22	22	44	7.3				
10	PAPENFUS Marius	2.5	6	171	28:39	16/43	37	16/42	38	0/1	0	8/10	80	8	8	16	10	19	10		14	13	40	6.7				
11	ZONKE Thandile	3.5	4	41	10:21	7/19	37	7/18	39	0/1	0			2	2	4	4	7	4		4	3	14	3.5				
8	GOVENDER Justin	1.0	6	139	23:12	9/19	47	9/19	47			0/2	0	7	6	13	5	5	5		13	5	18	3.0				
13	WAITES Grant	4.0	5	37	07:33	4/15	27	4/14	29	0/1	0	1/2	50	5	11	16		2			2	2	9	1.8				
9	GUMBI Siphamandla	3.0	4	27	06:58	3/9	33	2/8	25	1/1	100			1	1	2	1	4			2	1	7	1.8				
6	WILLIAMS Ralph	2.0	4	35	08:45	3/6	50	3/6	50						3	3		1	1		6		6	1.5				
4	RETIEF Marcus	1.0	6	89	14:50	3/6	50	3/6	50						3	3	2	2	1		12	3	6	1.0				
14	NEL Jeremy	4.0	6	71	11:55	3/13	23	3/13	23			0/2	0	3	16	19	1	3	2		7	3	6	1.0				
5	HARTNICK Shaun	1.0	2	12	06:26																4	1	0	0.0				
Team/Coach																						1						
Totals						141/345	41	122/291	42	19/54	35	48/83	58	47	159	206	60	117	53	6	116	105	349	58.2				
Opponents						181/393	46	174/366	48	7/27	26	58/113	51	76	167	243	99	81	67	4	107	115	427	71.2				

#### AVERAGES PER GAME

	RSA	Opponents
Points from Turnovers	62	85
Points in the Paint	178	246
Second Chance Points	47	77
Fast Break Points	20	12

	RSA	Opponents
Total Field Goals Made	23.5	30.2
2 Points Field Goals Made	20.3	29.0
3 Points Field Goals Made	3.2	1.2
Free Throws Made	8.0	9.7
Offensive Rebounds	7.8	12.7
Defensive Rebounds	26.5	27.8
Total Rebounds	34.3	40.5
Assists	10.0	16.5
Fouls	19.3	17.8
Turnovers	19.5	13.5
Steals	8.8	11.2
Blocked Shots	1.0	0.7
Points from Turnovers	10.3	14.1
Points in the Paint	29.7	41.0
Second Chance Points	7.8	12.8
Fast Break Points	3.3	2.0

#### Legend:

%	Shooting Percentage	AS	Assists	BS	Blocked Shots	DR	Defensive Rebounds
FO	Fouls On	GP	Games Played	M/A	Made/Attempt	MIN	Minutes Played
MPG	Minutes Played Per Game	OR	Offensive Rebounds	PF	Fouls	PPG	Points Per Game
PTS	Points	ST	Steals	TO	Turnovers	TOT	Total Rebounds

## CUMULATIVE STATISTICS

累积技术统计表

### RSA - SOUTH AFRICA After 7 Games

No.	Name	Sport Class	GP	MIN	MPG	Field Goals		2 Points		3 Points		Free Throws		Rebounds			AS	TO	ST	BS	PF	FO	PTS	PPG				
						M/A	%	M/A	%	M/A	%	M/A	%	OR	DR	TOT												
15	NORTJE Richard	4.5	7	196	28:05	49/106	46	48/97	49	1/9	11	28/46	61	7	47	54	7	25	9	2	13	49	127	18.1				
7	TAYLOR Nicholas	2.0	7	230	32:54	37/75	49	19/35	54	18/40	45	7/9	78	4	26	30	20	27	12	1	19	10	99	14.1				
12	CURLE David Nathaniel	3.5	7	243	34:51	22/66	33	20/59	34	2/7	29	8/17	47	6	37	43	12	36	17	3	26	23	54	7.7				
10	PAPENFUS Marius	2.5	7	198	28:22	16/46	35	16/45	36	0/1	0	8/10	80	9	9	18	10	22	10		16	14	40	5.7				
11	ZONKE Thandile	3.5	5	47	09:24	9/21	43	9/20	45	0/1	0	1/2	50	2	2	4	4	11	4		4	5	19	3.8				
8	GOVENDER Justin	1.0	7	164	23:31	9/19	47	9/19	47			0/2	0	8	7	15	5	8	5		15	5	18	2.6				
13	WAITES Grant	4.0	5	37	07:33	4/15	27	4/14	29	0/1	0	1/2	50	5	11	16		2			2	2	9	1.8				
6	WILLIAMS Ralph	2.0	5	44	08:49	4/8	50	4/8	50						3	3	1	2	1		7		8	1.6				
9	GUMBI Siphamandla	3.0	5	34	06:58	3/11	27	2/10	20	1/1	100			1	1	2	2	5			2	1	7	1.4				
14	NEL Jeremy	4.0	7	84	12:02	4/14	29	4/14	29			0/2	0	3	19	22	3	4	3		9	3	8	1.1				
4	RETIEF Marcus	1.0	7	99	14:13	3/6	50	3/6	50						4	4	2	4	1		13	3	6	0.9				
5	HARTNICK Shaun	1.0	2	12	06:26																4	1	0	0.0				
Team/Coach																						3						
Totals						160/387	41	138/327	42	22/60	37	53/90	59	52	181	233	66	149	63	6	130	116	395	56.4				
Opponents						213/463	46	206/433	48	7/30	23	62/119	52	93	183	276	105	99	81	4	118	129	495	70.7				

#### AVERAGES PER GAME

	RSA	Opponents
Points from Turnovers	69	103
Points in the Paint	204	300
Second Chance Points	47	105
Fast Break Points	20	12

	RSA	Opponents
Total Field Goals Made	22.9	30.4
2 Points Field Goals Made	19.7	29.4
3 Points Field Goals Made	3.1	1.0
Free Throws Made	7.6	8.9
Offensive Rebounds	7.4	13.3
Defensive Rebounds	25.9	26.1
Total Rebounds	33.3	39.4
Assists	9.4	15.0
Fouls	18.6	16.9
Turnovers	21.3	14.1
Steals	9.0	11.6
Blocked Shots	0.9	0.6
Points from Turnovers	9.9	14.7
Points in the Paint	29.1	42.8
Second Chance Points	6.7	15.0
Fast Break Points	2.9	1.7

#### Legend:

%	Shooting Percentage	AS	Assists	BS	Blocked Shots	DR	Defensive Rebounds
FO	Fouls On	GP	Games Played	M/A	Made/Attempt	MIN	Minutes Played
MPG	Minutes Played Per Game	OR	Offensive Rebounds	PF	Fouls	PPG	Points Per Game
PTS	Points	ST	Steals	TO	Turnovers	TOT	Total Rebounds

## CUMULATIVE STATISTICS

累积技术统计表

### SWE - SWEDEN After 1 Game

No.	Name	Sport Class	GP	MIN	MPG	Field Goals		2 Points		3 Points		Free Throws		Rebounds			AS	TO	ST	BS	PF	FO	PTS	PPG
						M/A	%	M/A	%	M/A	%	M/A	%	OR	DR	TOT								
10	HAIDARI Hussein	3.0	1	40	40:00	10/25	40	10/23	43	0/2	0	6/14	43	2	6	8	7	3	2		4	10	26	26.0
11	KOHLSTROM Peter	2.5	1	40	40:00	6/10	60	6/10	60			1/2	50	2		2				2	2	13	13.0	
5	GUSTAVSSON Joachim	3.5	1	34	34:50	3/7	43	3/7	43			5/10	50		13	13	1	1	1	1	6	11	11.0	
8	ABLORH Enoch	4.0	1	10	10:31	3/5	60	3/5	60						1	1	1	1			1	6	6.0	
9	WALLIN Dan	4.0	1	29	29:29	1/9	11	1/9	11			2/2	100	2	11	13		1	1	1	3	4	4.0	
6	LARSSON Niclas	1.0	1	10	10:21	0/1	0	0/1	0			1/2	50		2	2	1				1	1	1.0	
13	LARSSON Thomas	1.0	1	29	29:39	0/2	0	0/2	0					1		1	3			2	0	0.0		
12	AKERBERG Thomas	3.0	1	5	05:10														2		0	0.0		
4	NYLANDER Patrik	2.0	0	0	00:00																0	0.0		
7	BYQVIST Per	3.0	0	0	00:00																0	0.0		
14	LINDEN Joakim	2.5	0	0	00:00																0	0.0		
15	MENG Robin	3.0	0	0	00:00																0	0.0		
Team/Coach																								
Totals						23/59	39	23/57	40	0/2	0	15/30	50	9	40	49	13	6	4		12	23	61	61.0
Opponents						20/69	29	17/50	34	3/19	16	6/12	50	10	35	45	15	8	4		23	12	49	49.0

#### AVERAGES PER GAME

	SWE	Opponents
Points from Turnovers	6	4
Points in the Paint	32	20
Second Chance Points	12	6
Fast Break Points	2	4

	SWE	Opponents
Total Field Goals Made	0.0	0.0
2 Points Field Goals Made	0.0	0.0
3 Points Field Goals Made	0.0	0.0
Free Throws Made	0.0	0.0
Offensive Rebounds	0.0	0.0
Defensive Rebounds	0.0	0.0
Total Rebounds	0.0	0.0
Assists	0.0	0.0
Fouls	0.0	0.0
Turnovers	0.0	0.0
Steals	0.0	0.0
Blocked Shots	0.0	0.0
Points from Turnovers	6.0	4.0
Points in the Paint	32.0	20.0
Second Chance Points	12.0	6.0
Fast Break Points	2.0	4.0

#### Legend:

%	Shooting Percentage	AS	Assists	BS	Blocked Shots	DR	Defensive Rebounds
FO	Fouls On	GP	Games Played	M/A	Made/Attempt	MIN	Minutes Played
MPG	Minutes Played Per Game	OR	Offensive Rebounds	PF	Fouls	PPG	Points Per Game
PTS	Points	ST	Steals	TO	Turnovers	TOT	Total Rebounds



## CUMULATIVE STATISTICS

累积技术统计表

### SWE - SWEDEN After 2 Games

No.	Name	Sport Class	GP	MIN	MPG	Field Goals		2 Points		3 Points		Free Throws		Rebounds			AS	TO	ST	BS	PF	FO	PTS	PPG
						M/A	%	M/A	%	M/A	%	M/A	%	OR	DR	TOT								
10	HAIDARI Hussein	3.0	2	77	38:58	13/33	39	13/29	45	0/4	0	9/20	45	3	13	16	15	6	4		7	18	35	17.5
5	GUSTAVSSON Joachim	3.5	2	62	31:05	12/23	52	12/23	52			7/12	58		16	16	1	4	1	1	1	8	31	15.5
11	KOHLSTROM Peter	2.5	2	65	32:31	7/21	33	7/21	33			4/6	67	4	1	5	4	2			6	6	18	9.0
14	LINDEN Joakim	2.5	1	18	18:34	3/6	50	3/6	50			3/4	75	2	1	3	1	1			2	3	9	9.0
9	WALLIN Dan	4.0	2	49	24:46	5/17	29	5/16	31	0/1	0	4/5	80	4	16	20		3	2		5	6	14	7.0
8	ABLORH Enoch	4.0	2	24	12:13	6/12	50	6/12	50			1/2	50		2	2	1	1	1		2	2	13	6.5
7	BYQVIST Per	3.0	1	11	11:20	1/2	50	1/2	50			0/2	0		4	4		2		1	1	2	2	2.0
4	NYLANDER Patrik	2.0	1	9	09:37	1/2	50	1/2	50					1		1					1		2	2.0
13	LARSSON Thomas	1.0	2	51	25:51	1/3	33	1/3	33					1	1	2	3	1			4		2	1.0
6	LARSSON Niclas	1.0	2	18	09:20	0/3	0	0/3	0			1/2	50		3	3	1					1	1	0.5
12	AKERBERG Thomas	3.0	2	10	05:28	0/1	0			0/1	0										4		0	0.0
15	MENG Robin	3.0	0	0	00:00																		0	0.0
Team/Coach																								
Totals						49/123	40	49/117	42	0/6	0	29/53	55	17	67	84	26	20	8	2	33	46	127	63.5
Opponents						56/144	39	44/104	42	12/40	30	17/28	61	22	68	90	27	19	13	1	46	33	141	70.5

#### AVERAGES PER GAME

	SWE	Opponents
Points from Turnovers	11	16
Points in the Paint	62	64
Second Chance Points	23	26
Fast Break Points	2	10

	SWE	Opponents
Total Field Goals Made	0.0	0.0
2 Points Field Goals Made	0.0	0.0
3 Points Field Goals Made	0.0	0.0
Free Throws Made	0.0	0.0
Offensive Rebounds	0.0	0.0
Defensive Rebounds	0.0	0.0
Total Rebounds	0.0	0.0
Assists	0.0	0.0
Fouls	0.0	0.0
Turnovers	0.0	0.0
Steals	0.0	0.0
Blocked Shots	0.0	0.0
Points from Turnovers	5.5	8.0
Points in the Paint	31.0	32.0
Second Chance Points	11.5	13.0
Fast Break Points	1.0	5.0

#### Legend:

%	Shooting Percentage	AS	Assists	BS	Blocked Shots	DR	Defensive Rebounds
FO	Fouls On	GP	Games Played	M/A	Made/Attempt	MIN	Minutes Played
MPG	Minutes Played Per Game	OR	Offensive Rebounds	PF	Fouls	PPG	Points Per Game
PTS	Points	ST	Steals	TO	Turnovers	TOT	Total Rebounds



## CUMULATIVE STATISTICS

累积技术统计表

### SWE - SWEDEN After 3 Games

No.	Name	Sport Class	GP	MIN	MPG	Field Goals		2 Points		3 Points		Free Throws		Rebounds			AS	TO	ST	BS	PF	FO	PTS	PPG
						M/A	%	M/A	%	M/A	%	M/A	%	OR	DR	TOT								
10	HAIDARI Hussein	3.0	3	112	37:29	22/52	42	20/43	47	2/9	22	11/28	39	3	19	22	18	9	7		11	24	57	19.0
5	GUSTAVSSON Joachim	3.5	3	75	25:13	13/27	48	13/27	48			8/14	57	1	19	20	1	7	1	1	4	9	34	11.3
8	ABLORH Enoch	4.0	3	48	16:18	11/27	41	11/27	41			3/4	75		6	6	4	2	4		5	6	25	8.3
14	LINDEN Joakim	2.5	2	41	20:42	5/10	50	5/10	50			5/8	63	2	4	6	1	2			6	6	15	7.5
11	KOHLSTROM Peter	2.5	3	81	27:09	9/30	30	9/30	30			4/6	67	4	2	6	4	2			9	7	22	7.3
9	WALLIN Dan	4.0	3	63	21:07	6/20	30	6/19	32	0/1	0	5/7	71	6	18	24	1	4	3		7	7	17	5.7
7	BYQVIST Per	3.0	2	28	14:18	2/5	40	2/5	40			0/2	0		8	8		4		2	2	3	4	2.0
4	NYLANDER Patrik	2.0	2	20	10:16	1/6	17	1/6	17					1		1			2		1		2	1.0
13	LARSSON Thomas	1.0	3	70	23:23	1/3	33	1/3	33					1	3	4	5	1			5		2	0.7
6	LARSSON Niclas	1.0	3	29	09:45	0/3	0	0/3	0			1/2	50	2	3	5	1					1	1	0.3
12	AKERBERG Thomas	3.0	3	19	06:25	0/3	0	0/2	0	0/1	0				1	1		1			6	1	0	0.0
15	MENG Robin	3.0	1	8	08:51									2		2	1	1				1	0	0.0
Team/Coach																								
Totals						70/186	38	68/175	39	2/11	18	37/71	52	25	96	121	36	33	17	3	56	65	179	59.7
Opponents						80/200	40	65/153	42	15/47	32	28/54	52	34	107	141	45	38	19	2	65	56	203	67.7

#### AVERAGES PER GAME

	SWE	Opponents
Points from Turnovers	15	24
Points in the Paint	82	104
Second Chance Points	27	33
Fast Break Points	4	10

	SWE	Opponents
Total Field Goals Made	0.0	0.0
2 Points Field Goals Made	0.0	0.0
3 Points Field Goals Made	0.0	0.0
Free Throws Made	0.0	0.0
Offensive Rebounds	0.0	0.0
Defensive Rebounds	0.0	0.0
Total Rebounds	0.0	0.0
Assists	0.0	0.0
Fouls	0.0	0.0
Turnovers	0.0	0.0
Steals	0.0	0.0
Blocked Shots	0.0	0.0
Points from Turnovers	5.0	8.0
Points in the Paint	27.3	34.6
Second Chance Points	9.0	11.0
Fast Break Points	1.3	3.3

#### Legend:

%	Shooting Percentage	AS	Assists	BS	Blocked Shots	DR	Defensive Rebounds
FO	Fouls On	GP	Games Played	M/A	Made/Attempt	MIN	Minutes Played
MPG	Minutes Played Per Game	OR	Offensive Rebounds	PF	Fouls	PPG	Points Per Game
PTS	Points	ST	Steals	TO	Turnovers	TOT	Total Rebounds



## CUMULATIVE STATISTICS

累积技术统计表

### SWE - SWEDEN After 4 Games

No.	Name	Sport Class	GP	MIN	MPG	Field Goals		2 Points		3 Points		Free Throws		Rebounds			AS	TO	ST	BS	PF	FO	PTS	PPG
						M/A	%	M/A	%	M/A	%	M/A	%	OR	DR	TOT								
10	HAIDARI Hussein	3.0	4	147	36:59	28/69	41	26/58	45	2/11	18	13/33	39	5	22	27	23	13	8		15	29	71	17.8
11	KOHLSTROM Peter	2.5	4	114	28:33	16/45	36	16/45	36			6/11	55	6	9	15	6	3			12	11	38	9.5
5	GUSTAVSSON Joachim	3.5	4	88	22:13	14/32	44	14/32	44			8/16	50	1	22	23	1	8	2	1	4	10	36	9.0
14	LINDEN Joakim	2.5	3	69	23:01	9/16	56	9/16	56			7/13	54	5	11	16	2	7	3		8	11	25	8.3
8	ABLORH Enoch	4.0	4	79	19:47	14/38	37	14/38	37			3/4	75		10	10	8	3	5		9	7	31	7.8
9	WALLIN Dan	4.0	4	76	19:11	9/25	36	9/24	38	0/1	0	5/7	71	7	20	27	1	5	3		8	7	23	5.8
4	NYLANDER Patrik	2.0	3	36	12:08	3/9	33	3/9	33					2		2		1	3		3		6	2.0
7	BYQVIST Per	3.0	3	35	11:57	2/6	33	2/6	33			0/2	0	1	9	10		5		2	3	3	4	1.3
13	LARSSON Thomas	1.0	4	84	21:04	1/3	33	1/3	33					1	4	5	6	2			6		2	0.5
6	LARSSON Niclas	1.0	4	39	09:49	0/4	0	0/4	0			1/2	50	2	3	5	1					1	1	0.3
12	AKERBERG Thomas	3.0	3	19	06:25	0/3	0	0/2	0	0/1	0				1	1		1			6	1	0	0.0
15	MENG Robin	3.0	1	8	08:51									2		2	1	1				1	0	0.0
Team/Coach																								
Totals						96/250	38	94/237	40	2/13	15	43/88	49	37	125	162	49	49	24	3	74	81	237	59.3
Opponents						108/263	41	91/210	43	17/53	32	34/66	52	40	139	179	56	54	27	3	81	74	267	66.8

#### AVERAGES PER GAME

	SWE	Opponents
Points from Turnovers	21	31
Points in the Paint	124	146
Second Chance Points	33	39
Fast Break Points	4	10

	SWE	Opponents
Total Field Goals Made	0.0	0.0
2 Points Field Goals Made	0.0	0.0
3 Points Field Goals Made	0.0	0.0
Free Throws Made	0.0	0.0
Offensive Rebounds	0.0	0.0
Defensive Rebounds	0.0	0.0
Total Rebounds	0.0	0.0
Assists	0.0	0.0
Fouls	0.0	0.0
Turnovers	0.0	0.0
Steals	0.0	0.0
Blocked Shots	0.0	0.0
Points from Turnovers	5.3	7.7
Points in the Paint	31.0	36.5
Second Chance Points	8.3	9.7
Fast Break Points	1.0	2.5

#### Legend:

%	Shooting Percentage	AS	Assists	BS	Blocked Shots	DR	Defensive Rebounds
FO	Fouls On	GP	Games Played	M/A	Made/Attempt	MIN	Minutes Played
MPG	Minutes Played Per Game	OR	Offensive Rebounds	PF	Fouls	PPG	Points Per Game
PTS	Points	ST	Steals	TO	Turnovers	TOT	Total Rebounds

## CUMULATIVE STATISTICS

累积技术统计表

### SWE - SWEDEN After 5 Games

No.	Name	Sport Class	GP	MIN	MPG	Field Goals		2 Points		3 Points		Free Throws		Rebounds			AS	TO	ST	BS	PF	FO	PTS	PPG
						M/A	%	M/A	%	M/A	%	M/A	%	OR	DR	TOT								
10	HAIDARI Hussein	3.0	5	187	37:35	35/83	42	33/71	46	2/12	17	20/45	44	6	24	30	38	19	10		19	40	92	18.4
11	KOHLSTROM Peter	2.5	5	154	30:50	24/57	42	24/57	42			8/15	53	7	22	29	7	4	1		14	13	56	11.2
5	GUSTAVSSON Joachim	3.5	5	128	25:46	24/47	51	24/47	51			8/18	44	1	34	35	2	8	2	1	6	13	56	11.2
14	LINDEN Joakim	2.5	3	69	23:01	9/16	56	9/16	56			7/13	54	5	11	16	2	7	3		8	11	25	8.3
9	WALLIN Dan	4.0	5	100	20:04	13/35	37	13/34	38	0/1	0	7/11	64	9	23	32	1	6	3		13	11	33	6.6
8	ABLORH Enoch	4.0	5	83	16:38	14/39	36	14/39	36			3/4	75		10	10	8	5	5		9	7	31	6.2
4	NYLANDER Patrik	2.0	4	48	12:12	4/11	36	4/11	36			1/2	50	2	1	3	2	1	3		3	1	9	2.3
7	BYQVIST Per	3.0	3	35	11:57	2/6	33	2/6	33			0/2	0	1	9	10			2	3	3	4	1.3	
13	LARSSON Thomas	1.0	4	84	21:04	1/3	33	1/3	33					1	4	5	6	2			6		2	0.5
6	LARSSON Niclas	1.0	5	66	13:22	0/4	0	0/4	0			1/2	50	2	3	5	1				2	1	1	0.2
12	AKERBERG Thomas	3.0	4	31	07:55	0/4	0	0/2	0	0/2	0				1	1		3	1		8	2	0	0.0
15	MENG Robin	3.0	1	8	08:51									2		2	1	1				1	0	0.0
Team/Coach																								
Totals						126/305	41	124/290	43	2/15	13	55/112	49	41	159	200	68	61	28	3	91	103	309	61.8
Opponents						140/335	42	123/280	44	17/55	31	48/87	55	50	162	212	70	59	35	3	103	91	345	69.0

#### AVERAGES PER GAME

	SWE	Opponents
Points from Turnovers	25	39
Points in the Paint	168	186
Second Chance Points	37	58
Fast Break Points	4	10

	SWE	Opponents
Total Field Goals Made	0.0	0.0
2 Points Field Goals Made	0.0	0.0
3 Points Field Goals Made	0.0	0.0
Free Throws Made	0.0	0.0
Offensive Rebounds	0.0	0.0
Defensive Rebounds	0.0	0.0
Total Rebounds	0.0	0.0
Assists	0.0	0.0
Fouls	0.0	0.0
Turnovers	0.0	0.0
Steals	0.0	0.0
Blocked Shots	0.0	0.0
Points from Turnovers	5.0	7.7
Points in the Paint	33.6	37.2
Second Chance Points	7.4	11.6
Fast Break Points	0.8	2.0

#### Legend:

%	Shooting Percentage	AS	Assists	BS	Blocked Shots	DR	Defensive Rebounds
FO	Fouls On	GP	Games Played	M/A	Made/Attempt	MIN	Minutes Played
MPG	Minutes Played Per Game	OR	Offensive Rebounds	PF	Fouls	PPG	Points Per Game
PTS	Points	ST	Steals	TO	Turnovers	TOT	Total Rebounds

## CUMULATIVE STATISTICS

累积技术统计表

### SWE - SWEDEN After 6 Games

No.	Name	Sport Class	GP	MIN	MPG	Field Goals		2 Points		3 Points		Free Throws		Rebounds			AS	TO	ST	BS	PF	FO	PTS	PPG
						M/A	%	M/A	%	M/A	%	M/A	%	OR	DR	TOT								
10	HAIDARI Hussein	3.0	6	195	32:38	37/85	44	35/73	48	2/12	17	21/46	46	6	24	30	39	19	10		19	42	97	16.2
11	KOHLSTROM Peter	2.5	6	186	31:01	32/73	44	32/73	44			12/20	60	7	24	31	7	5	2		15	16	76	12.7
5	GUSTAVSSON Joachim	3.5	6	152	25:20	28/53	53	28/53	53			8/18	44	3	37	40	2	11	2	1	8	13	64	10.7
14	LINDEN Joakim	2.5	4	96	24:12	12/20	60	12/20	60			7/13	54	6	14	20	4	9	4		8	12	31	7.8
9	WALLIN Dan	4.0	6	117	19:38	17/43	40	17/42	40	0/1	0	7/13	54	10	26	36	1	6	3		17	13	41	6.8
8	ABLORH Enoch	4.0	6	100	16:42	16/46	35	16/45	36	0/1	0	5/6	83		14	14	9	9	7		11	13	37	6.2
4	NYLANDER Patrik	2.0	5	64	12:54	4/12	33	4/11	36	0/1	0	1/2	50	2	1	3	2	2	3		3	1	9	1.8
7	BYQVIST Per	3.0	4	50	12:32	2/9	22	2/9	22			1/4	25	2	11	13		5		2	5	5	5	1.3
15	MENG Robin	3.0	2	22	11:15	1/1	100	1/1	100			0/2	0	2	1	3	3	3	3			2	2	1.0
13	LARSSON Thomas	1.0	5	100	20:01	1/3	33	1/3	33					1	6	7	6	2			7		2	0.4
6	LARSSON Niclas	1.0	6	75	12:33	0/4	0	0/4	0			1/2	50	2	3	5	1	1			3	1	1	0.2
12	AKERBERG Thomas	3.0	5	38	07:41	0/6	0	0/3	0	0/3	0			1	3	4		6	1		9	2	0	0.0
Team/Coach																								
Totals						150/355	42	148/337	44	2/18	11	63/126	50	47	183	230	74	78	35	3	105	120	365	60.8
Opponents						175/407	43	158/351	45	17/56	30	53/96	55	66	182	248	83	68	42	3	120	105	420	70.0

#### AVERAGES PER GAME

	SWE	Opponents
Points from Turnovers	27	59
Points in the Paint	192	234
Second Chance Points	43	78
Fast Break Points	4	10

	SWE	Opponents
Total Field Goals Made	0.0	0.0
2 Points Field Goals Made	0.0	0.0
3 Points Field Goals Made	0.0	0.0
Free Throws Made	0.0	0.0
Offensive Rebounds	0.0	0.0
Defensive Rebounds	0.0	0.0
Total Rebounds	0.0	0.0
Assists	0.0	0.0
Fouls	0.0	0.0
Turnovers	0.0	0.0
Steals	0.0	0.0
Blocked Shots	0.0	0.0
Points from Turnovers	4.5	9.8
Points in the Paint	32.0	39.0
Second Chance Points	7.2	13.0
Fast Break Points	0.7	1.6

#### Legend:

%	Shooting Percentage	AS	Assists	BS	Blocked Shots	DR	Defensive Rebounds
FO	Fouls On	GP	Games Played	M/A	Made/Attempt	MIN	Minutes Played
MPG	Minutes Played Per Game	OR	Offensive Rebounds	PF	Fouls	PPG	Points Per Game
PTS	Points	ST	Steals	TO	Turnovers	TOT	Total Rebounds



## CUMULATIVE STATISTICS

累积技术统计表

### SWE - SWEDEN After 7 Games

No.	Name	Sport Class	GP	MIN	MPG	Field Goals		2 Points		3 Points		Free Throws		Rebounds			AS	TO	ST	BS	PF	FO	PTS	PPG
						M/A	%	M/A	%	M/A	%	M/A	%	OR	DR	TOT								
10	HAIDARI Hussein	3.0	7	235	33:41	43/96	45	40/81	49	3/15	20	27/59	46	14	30	44	49	28	11		20	55	116	16.6
11	KOHLSTROM Peter	2.5	7	224	32:04	38/87	44	38/87	44			14/31	45	13	30	43	7	5	2		17	23	90	12.9
5	GUSTAVSSON Joachim	3.5	7	189	27:00	34/67	51	34/67	51			10/20	50	4	48	52	4	12	3	1	9	15	78	11.1
14	LINDEN Joakim	2.5	5	116	23:20	14/25	56	14/25	56			8/17	47	7	16	23	4	12	4		13	14	36	7.2
9	WALLIN Dan	4.0	7	129	18:29	18/47	38	18/46	39	0/1	0	7/14	50	10	29	39	1	7	4		17	15	43	6.1
8	ABLORH Enoch	4.0	7	111	15:57	18/53	34	18/52	35	0/1	0	5/6	83	1	16	17	10	10	8		15	15	41	5.9
4	NYLANDER Patrik	2.0	6	81	13:35	6/15	40	6/14	43	0/1	0	2/4	50	2	2	4	2	2	5		4	3	14	2.3
7	BYQVIST Per	3.0	4	50	12:32	2/9	22	2/9	22			1/4	25	2	11	13		5		2	5	5	5	1.3
13	LARSSON Thomas	1.0	6	103	17:10	2/4	50	2/4	50					1	6	7	6	2			7		4	0.7
6	LARSSON Niclas	1.0	7	95	13:37	0/4	0	0/4	0			1/2	50	2	3	5	1	2			3	1	1	0.1
12	AKERBERG Thomas	3.0	5	38	07:41	0/6	0	0/3	0	0/3	0			1	3	4		6	1		9	2	0	0.0
15	MENG Robin	3.0	3	24	08:03							0/2	0	2	1	3	3	3	3			2	0	0.0
Team/Coach																								
Totals						175/413	42	172/392	44	3/21	14	75/159	47	65	217	282	87	94	41	3	119	150	428	61.1
Opponents						195/466	42	178/409	44	17/57	30	58/108	54	77	207	284	91	84	52	3	150	119	465	66.4

#### AVERAGES PER GAME

	SWE	Opponents
Points from Turnovers	39	69
Points in the Paint	228	260
Second Chance Points	65	86
Fast Break Points	4	10

	SWE	Opponents
Total Field Goals Made	0.0	0.0
2 Points Field Goals Made	0.0	0.0
3 Points Field Goals Made	0.0	0.0
Free Throws Made	0.0	0.0
Offensive Rebounds	0.0	0.0
Defensive Rebounds	0.0	0.0
Total Rebounds	0.0	0.0
Assists	0.0	0.0
Fouls	0.0	0.0
Turnovers	0.0	0.0
Steals	0.0	0.0
Blocked Shots	0.0	0.0
Points from Turnovers	5.6	9.8
Points in the Paint	32.6	37.1
Second Chance Points	9.3	12.2
Fast Break Points	0.6	1.4

#### Legend:

%	Shooting Percentage	AS	Assists	BS	Blocked Shots	DR	Defensive Rebounds
FO	Fouls On	GP	Games Played	M/A	Made/Attempt	MIN	Minutes Played
MPG	Minutes Played Per Game	OR	Offensive Rebounds	PF	Fouls	PPG	Points Per Game
PTS	Points	ST	Steals	TO	Turnovers	TOT	Total Rebounds



## CUMULATIVE STATISTICS

累积技术统计表

### SWE - SWEDEN After 7 Games

No.	Name	Sport Class	GP	MIN	MPG	Field Goals		2 Points		3 Points		Free Throws		Rebounds			AS	TO	ST	BS	PF	FO	PTS	PPG
						M/A	%	M/A	%	M/A	%	M/A	%	OR	DR	TOT								
10	HAIDARI Hussein	3.0	7	235	33:41	43/96	45	40/81	49	3/15	20	27/59	46	14	30	44	49	28	11		20	55	116	16.6
11	KOHLSTROM Peter	2.5	7	224	32:04	38/87	44	38/87	44			14/31	45	13	30	43	7	5	2		17	23	90	12.9
5	GUSTAVSSON Joachim	3.5	7	189	27:00	34/67	51	34/67	51			10/20	50	4	48	52	4	12	3	1	9	15	78	11.1
14	LINDEN Joakim	2.5	5	116	23:20	14/25	56	14/25	56			8/17	47	7	16	23	4	12	4		13	14	36	7.2
9	WALLIN Dan	4.0	7	129	18:29	18/47	38	18/46	39	0/1	0	7/14	50	10	29	39	1	7	4		17	15	43	6.1
8	ABLORH Enoch	4.0	7	111	15:57	18/53	34	18/52	35	0/1	0	5/6	83	1	16	17	10	10	8		15	15	41	5.9
4	NYLANDER Patrik	2.0	6	81	13:35	6/15	40	6/14	43	0/1	0	2/4	50	2	2	4	2	2	5		4	3	14	2.3
7	BYQVIST Per	3.0	4	50	12:32	2/9	22	2/9	22			1/4	25	2	11	13		5		2	5	5	5	1.3
13	LARSSON Thomas	1.0	6	103	17:10	2/4	50	2/4	50					1	6	7	6	2			7		4	0.7
6	LARSSON Niclas	1.0	7	95	13:37	0/4	0	0/4	0			1/2	50	2	3	5	1	2			3	1	1	0.1
12	AKERBERG Thomas	3.0	5	38	07:41	0/6	0	0/3	0	0/3	0			1	3	4		6	1		9	2	0	0.0
15	MENG Robin	3.0	3	24	08:03							0/2	0	2	1	3	3	3	3			2	0	0.0
Team/Coach																								
Totals						175/413	42	172/392	44	3/21	14	75/159	47	65	217	282	87	94	41	3	119	150	428	61.1
Opponents						195/466	42	178/409	44	17/57	30	58/108	54	77	207	284	91	84	52	3	150	119	465	66.4

#### AVERAGES PER GAME

	SWE	Opponents
Points from Turnovers	39	69
Points in the Paint	228	260
Second Chance Points	65	86
Fast Break Points	4	10

	SWE	Opponents
Total Field Goals Made	25.0	27.9
2 Points Field Goals Made	24.6	25.4
3 Points Field Goals Made	0.4	2.4
Free Throws Made	10.7	8.3
Offensive Rebounds	9.3	11.0
Defensive Rebounds	31.0	29.6
Total Rebounds	40.3	40.6
Assists	12.4	13.0
Fouls	17.0	21.4
Turnovers	13.4	12.0
Steals	5.9	7.4
Blocked Shots	0.4	0.4
Points from Turnovers	5.6	9.8
Points in the Paint	32.6	37.1
Second Chance Points	9.3	12.2
Fast Break Points	0.6	1.4

#### Legend:

%	Shooting Percentage	AS	Assists	BS	Blocked Shots	DR	Defensive Rebounds
FO	Fouls On	GP	Games Played	M/A	Made/Attempt	MIN	Minutes Played
MPG	Minutes Played Per Game	OR	Offensive Rebounds	PF	Fouls	PPG	Points Per Game
PTS	Points	ST	Steals	TO	Turnovers	TOT	Total Rebounds

## CUMULATIVE STATISTICS

累积技术统计表

### USA - UNITED STATES of AMERICA After 1 Game

No.	Name	Sport Class	GP	MIN	MPG	Field Goals		2 Points		3 Points		Free Throws		Rebounds			AS	TO	ST	BS	PF	FO	PTS	PPG
						M/A	%	M/A	%	M/A	%	M/A	%	OR	DR	TOT								
15	CHAMBERS Joe	4.0	1	20	20:52	7/9	78	7/9	78					2	10	12	1	3		1	4	14	14.0	
11	SERIO Steve	3.5	1	17	17:08	6/7	86	6/7	86			1/1	100	1	3	4	1				2	13	13.0	
10	GLASBRENNER Jeff	4.5	1	13	13:19	4/7	57	4/7	57			4/9	44	3	3	6	1	1	1		2	5	12	12.0
14	SCHULTE Paul	3.0	1	19	19:31	4/8	50	3/6	50	1/2	50						4	1	1		3	9	9.0	
5	PAYE Mikey	3.0	1	28	28:08	3/7	43	3/6	50	0/1	0	2/2	100	3	5	8	5		1	1	3	8	8.0	
13	LADE Jeremy	2.5	1	22	22:59	3/6	50	3/6	50			2/3	67	2	3	5	3	1	1		2	8	8.0	
9	SCOTT Matt	4.0	1	11	11:57	2/4	50	1/3	33	1/1	100	0/2	0	1	3	4		3	2		1	5	5.0	
12	NELMS Jay	2.5	1	7	07:04	2/5	40	2/5	40								1					4	4.0	
8	COUNTS Jacob	3.5	1	8	08:47	1/3	33	1/3	33			0/1	0		1	1				4	2	2	2.0	
7	MAZZI Jaime	2.0	1	10	10:15	0/7	0	0/4	0	0/3	0	1/2	50	1		1	1		1	1	1	1	1.0	
4	BARBER Eric	1.0	1	22	22:30	0/2	0	0/2	0								1					0	0.0	
6	LESPERANCE Matt	1.0	1	17	17:30	0/1	0	0/1	0											2	1	0	0.0	
Team/Coach																								
Totals						32/66	48	30/59	51	2/7	29	10/20	50	13	30	43	18	9	7	2	16	17	76	76.0
Opponents						20/60	33	19/53	36	1/7	14	12/17	71	12	27	39	11	13	3	1	17	16	53	53.0

#### AVERAGES PER GAME

	USA	Opponents
Points from Turnovers	17	8
Points in the Paint	32	28
Second Chance Points	9	12
Fast Break Points	6	0

	USA	Opponents
Total Field Goals Made	0.0	0.0
2 Points Field Goals Made	0.0	0.0
3 Points Field Goals Made	0.0	0.0
Free Throws Made	0.0	0.0
Offensive Rebounds	0.0	0.0
Defensive Rebounds	0.0	0.0
Total Rebounds	0.0	0.0
Assists	0.0	0.0
Fouls	0.0	0.0
Turnovers	0.0	0.0
Steals	0.0	0.0
Blocked Shots	0.0	0.0
Points from Turnovers	17.0	8.0
Points in the Paint	32.0	28.0
Second Chance Points	9.0	12.0
Fast Break Points	6.0	0.0

#### Legend:

%	Shooting Percentage	AS	Assists	BS	Blocked Shots	DR	Defensive Rebounds
FO	Fouls On	GP	Games Played	M/A	Made/Attempt	MIN	Minutes Played
MPG	Minutes Played Per Game	OR	Offensive Rebounds	PF	Fouls	PPG	Points Per Game
PTS	Points	ST	Steals	TO	Turnovers	TOT	Total Rebounds



## CUMULATIVE STATISTICS

累积技术统计表

### USA - UNITED STATES of AMERICA After 2 Games

No.	Name	Sport Class	GP	MIN	MPG	Field Goals		2 Points		3 Points		Free Throws		Rebounds			AS	TO	ST	BS	PF	FO	PTS	PPG
						M/A	%	M/A	%	M/A	%	M/A	%	OR	DR	TOT								
14	SCHULTE Paul	3.0	2	43	21:52	12/22	55	7/15	47	5/7	71	0/1	0	1	1	7	1	2		5	2	29	14.5	
15	CHAMBERS Joe	4.0	2	34	17:22	12/17	71	12/17	71			1/4	25	2	12	14	3	3	1	6	2	25	12.5	
10	GLASBRENNER Jeff	4.5	2	27	13:48	9/13	69	9/13	69			7/15	47	4	10	14	2	4	5	4	10	25	12.5	
11	SERIO Steve	3.5	2	35	17:41	8/10	80	8/10	80			1/5	20	1	6	7	2		2	1	4	17	8.5	
5	PAYE Mikey	3.0	2	52	26:28	7/16	44	7/15	47	0/1	0	2/2	100	4	7	11	11	2	1	1	4	16	8.0	
9	SCOTT Matt	4.0	2	27	13:51	6/8	75	4/6	67	2/2	100	0/2	0	1	9	10	2	3	4	4	1	14	7.0	
13	LADE Jeremy	2.5	2	35	17:34	4/10	40	4/10	40			2/3	67	4	5	9	3	3	2	1	3	10	5.0	
12	NELMS Jay	2.5	2	24	12:14	3/11	27	3/10	30	0/1	0	2/2	100				3	1	1		2	8	4.0	
8	COUNTS Jacob	3.5	2	17	08:47	4/7	57	4/7	57			0/1	0	1	4	5		1		5	2	8	4.0	
4	BARBER Eric	1.0	2	46	23:14	2/7	29	2/7	29			2/2	100	1	1	2	1		1	2	1	6	3.0	
7	MAZZI Jaime	2.0	2	20	10:20	1/9	11	0/5	0	1/4	25	1/2	50	1		1	2	1	1	3	1	4	2.0	
6	LESPERANCE Matt	1.0	2	33	16:45	0/1	0	0/1	0			1/2	50					1		6	3	1	0.5	
Team/Coach																								
Totals						68/131	52	60/116	52	8/15	53	19/41	46	23	63	86	36	19	20	2	37	35	163	81.5
Opponents						35/113	31	33/94	35	2/19	11	22/35	63	19	53	72	16	33	9	1	35	37	94	47.0

#### AVERAGES PER GAME

	USA	Opponents
Points from Turnovers	39	15
Points in the Paint	72	44
Second Chance Points	21	14
Fast Break Points	14	4

	USA	Opponents
Total Field Goals Made	0.0	0.0
2 Points Field Goals Made	0.0	0.0
3 Points Field Goals Made	0.0	0.0
Free Throws Made	0.0	0.0
Offensive Rebounds	0.0	0.0
Defensive Rebounds	0.0	0.0
Total Rebounds	0.0	0.0
Assists	0.0	0.0
Fouls	0.0	0.0
Turnovers	0.0	0.0
Steals	0.0	0.0
Blocked Shots	0.0	0.0
Points from Turnovers	19.5	7.5
Points in the Paint	36.0	22.0
Second Chance Points	10.5	7.0
Fast Break Points	7.0	2.0

#### Legend:

%	Shooting Percentage	AS	Assists	BS	Blocked Shots	DR	Defensive Rebounds
FO	Fouls On	GP	Games Played	M/A	Made/Attempt	MIN	Minutes Played
MPG	Minutes Played Per Game	OR	Offensive Rebounds	PF	Fouls	PPG	Points Per Game
PTS	Points	ST	Steals	TO	Turnovers	TOT	Total Rebounds



## CUMULATIVE STATISTICS

累积技术统计表

### USA - UNITED STATES of AMERICA After 3 Games

No.	Name	Sport Class	GP	MIN	MPG	Field Goals		2 Points		3 Points		Free Throws		Rebounds			AS	TO	ST	BS	PF	FO	PTS	PPG
						M/A	%	M/A	%	M/A	%	M/A	%	OR	DR	TOT								
14	SCHULTE Paul	3.0	3	71	23:42	17/33	52	10/23	43	7/10	70	1/3	33	4	6	10	10	1	2		10	8	42	14.0
15	CHAMBERS Joe	4.0	3	58	19:36	19/30	63	19/30	63			1/5	20	3	20	23	4	4	1	1	8	5	39	13.0
10	GLASBRENNER Jeff	4.5	3	37	12:39	13/20	65	13/20	65			8/17	47	4	14	18	2	4	5		5	11	34	11.3
5	PAYE Mikey	3.0	3	80	26:59	10/26	38	9/24	38	1/2	50	3/4	75	5	11	16	13	3	1	1		6	24	8.0
11	SERIO Steve	3.5	3	51	17:11	9/16	56	9/16	56			1/7	14	1	11	12	3	1	3		5	7	19	6.3
9	SCOTT Matt	4.0	3	32	10:42	7/10	70	5/8	63	2/2	100	0/2	0	3	11	14	2	5	5		5	1	16	5.3
13	LADE Jeremy	2.5	3	62	20:41	4/20	20	4/20	20			2/3	67	5	6	11	4	5	2		2	3	10	3.3
12	NELMS Jay	2.5	3	32	10:47	3/14	21	3/13	23	0/1	0	4/4	100				4	1	1		2	4	10	3.3
8	COUNTS Jacob	3.5	3	26	08:46	4/9	44	4/9	44			0/1	0	4	5	9		2			7	3	8	2.7
4	BARBER Eric	1.0	3	64	21:28	2/9	22	2/9	22			2/2	100	1	1	2	2			1	2	1	6	2.0
7	MAZZI Jaime	2.0	3	28	09:31	1/9	11	0/5	0	1/4	25	1/2	50	1	1	2	3	3	1		4	1	4	1.3
6	LESPERANCE Matt	1.0	3	53	17:53	0/1	0	0/1	0			1/2	50								6	3	1	0.3
Team/Coach																								
Totals						89/197	45	78/178	44	11/19	58	24/52	46	36	96	132	47	29	23	2	56	53	213	71.0
Opponents						58/168	35	52/140	37	6/28	21	26/48	54	24	87	111	30	44	12	1	54	56	148	49.3

#### AVERAGES PER GAME

	USA	Opponents
Points from Turnovers	43	22
Points in the Paint	96	66
Second Chance Points	29	18
Fast Break Points	14	6

	USA	Opponents
Total Field Goals Made	0.0	0.0
2 Points Field Goals Made	0.0	0.0
3 Points Field Goals Made	0.0	0.0
Free Throws Made	0.0	0.0
Offensive Rebounds	0.0	0.0
Defensive Rebounds	0.0	0.0
Total Rebounds	0.0	0.0
Assists	0.0	0.0
Fouls	0.0	0.0
Turnovers	0.0	0.0
Steals	0.0	0.0
Blocked Shots	0.0	0.0
Points from Turnovers	14.3	7.3
Points in the Paint	32.0	22.0
Second Chance Points	9.7	6.0
Fast Break Points	4.7	2.0

#### Legend:

%	Shooting Percentage	AS	Assists	BS	Blocked Shots	DR	Defensive Rebounds
FO	Fouls On	GP	Games Played	M/A	Made/Attempt	MIN	Minutes Played
MPG	Minutes Played Per Game	OR	Offensive Rebounds	PF	Fouls	PPG	Points Per Game
PTS	Points	ST	Steals	TO	Turnovers	TOT	Total Rebounds





## CUMULATIVE STATISTICS

累积技术统计表

### USA - UNITED STATES of AMERICA After 4 Games

No.	Name	Sport Class	GP	MIN	MPG	Field Goals		2 Points		3 Points		Free Throws		Rebounds			AS	TO	ST	BS	PF	FO	PTS	PPG					
						M/A	%	M/A	%	M/A	%	M/A	%	OR	DR	TOT													
14	SCHULTE Paul	3.0	4	97	24:15	24/45	53	16/33	48	8/12	67	1/3	33	4	8	12	14	1	4		11	11	57	14.3					
10	GLASBRENNER Jeff	4.5	4	47	11:56	19/26	73	19/26	73			12/21	57	4	17	21	2	4	6		7	14	50	12.5					
15	CHAMBERS Joe	4.0	4	69	17:15	22/33	67	22/33	67			2/7	29	3	27	30	5	4	2	2	10	7	46	11.5					
5	PAYE Mikey	3.0	4	110	27:44	13/35	37	12/32	38	1/3	33	3/4	75	5	12	17	15	3	1	1		6	30	7.5					
9	SCOTT Matt	4.0	4	46	11:32	14/21	67	12/18	67	2/3	67	0/3	0	5	12	17	6	6	10		6	2	30	7.5					
11	SERIO Steve	3.5	4	70	17:32	13/22	59	13/22	59			1/9	11	1	13	14	5	2	7		5	9	27	6.8					
12	NELMS Jay	2.5	4	45	11:29	8/21	38	8/20	40	0/1	0	5/8	63	2	1	3	7	1	1		2	6	21	5.3					
13	LADE Jeremy	2.5	4	92	23:09	7/24	29	7/24	29			3/4	75	9	7	16	6	6	6		4	8	17	4.3					
8	COUNTS Jacob	3.5	4	33	08:24	7/14	50	7/14	50			1/3	33	4	5	9					7	4	15	3.8					
7	MAZZI Jaime	2.0	4	38	09:38	3/17	18	0/6	0	3/11	27	1/2	50	3	3	6	4	3	2		6	2	10	2.5					
4	BARBER Eric	1.0	4	74	18:36	2/9	22	2/9	22			2/2	100	1	2	3	2				2	2	6	1.5					
6	LESPERANCE Matt	1.0	4	73	18:24	0/1	0	0/1	0			1/2	50		1	1	1				9	3	1	0.3					
Team/Coach																						2							
Totals						132/268	49	118/238	50	14/30	47	32/68	47	47	119	166	67	35	45	3	69	74	310	77.5					
Opponents						72/210	34	65/180	36	7/30	23	35/61	57	30	108	138	40	74	13	2	75	69	186	46.5					

#### AVERAGES PER GAME

	USA	Opponents
Points from Turnovers	77	24
Points in the Paint	158	84
Second Chance Points	37	23
Fast Break Points	24	8

	USA	Opponents
Total Field Goals Made	0.0	0.0
2 Points Field Goals Made	0.0	0.0
3 Points Field Goals Made	0.0	0.0
Free Throws Made	0.0	0.0
Offensive Rebounds	0.0	0.0
Defensive Rebounds	0.0	0.0
Total Rebounds	0.0	0.0
Assists	0.0	0.0
Fouls	0.0	0.0
Turnovers	0.0	0.0
Steals	0.0	0.0
Blocked Shots	0.0	0.0
Points from Turnovers	19.3	6.0
Points in the Paint	39.5	21.0
Second Chance Points	9.3	5.7
Fast Break Points	6.0	2.0

#### Legend:

%	Shooting Percentage	AS	Assists	BS	Blocked Shots	DR	Defensive Rebounds
FO	Fouls On	GP	Games Played	M/A	Made/Attempt	MIN	Minutes Played
MPG	Minutes Played Per Game	OR	Offensive Rebounds	PF	Fouls	PPG	Points Per Game
PTS	Points	ST	Steals	TO	Turnovers	TOT	Total Rebounds



## CUMULATIVE STATISTICS

累积技术统计表

### USA - UNITED STATES of AMERICA After 5 Games

No.	Name	Sport Class	GP	MIN	MPG	Field Goals		2 Points		3 Points		Free Throws		Rebounds			AS	TO	ST	BS	PF	FO	PTS	PPG					
						M/A	%	M/A	%	M/A	%	M/A	%	OR	DR	TOT													
14	SCHULTE Paul	3.0	5	115	23:07	29/54	54	20/40	50	9/14	64	3/5	60	4	8	12	16	2	5		15	15	70	14.0					
15	CHAMBERS Joe	4.0	5	91	18:15	25/39	64	25/39	64			3/9	33	3	32	35	6	5	4	2	12	9	53	10.6					
10	GLASBRENNER Jeff	4.5	5	51	10:23	19/27	70	19/27	70			12/21	57	4	18	22	2	4	6		9	14	50	10.0					
11	SERIO Steve	3.5	5	105	21:11	20/37	54	19/36	53	1/1	100	1/9	11	1	18	19	7	2	10		6	14	42	8.4					
5	PAYE Mikey	3.0	5	136	27:20	18/47	38	17/43	40	1/4	25	3/5	60	5	12	17	19	4	1	1	3	8	40	8.0					
12	NELMS Jay	2.5	5	58	11:47	13/31	42	10/26	38	3/5	60	7/10	70	2	1	3	7	1	1		3	9	36	7.2					
9	SCOTT Matt	4.0	5	59	11:56	14/22	64	12/18	67	2/4	50	0/3	0	6	13	19	6	6	10		9	3	30	6.0					
13	LADE Jeremy	2.5	5	119	23:55	9/30	30	9/29	31	0/1	0	3/4	75	11	9	20	9	6	7		5	9	21	4.2					
8	COUNTS Jacob	3.5	4	33	08:24	7/14	50	7/14	50			1/3	33	4	5	9					7	4	15	3.8					
7	MAZZI Jaime	2.0	4	38	09:38	3/17	18	0/6	0	3/11	27	1/2	50	3	3	6	4	3	2		6	2	10	2.5					
4	BARBER Eric	1.0	5	95	19:00	4/13	31	4/12	33	0/1	0	2/2	100	1	3	4	2				3	2	10	2.0					
6	LESPERANCE Matt	1.0	5	93	18:36	0/2	0	0/2	0			1/2	50		1	1	1	1	1		10	3	1	0.2					
Team/Coach																						2							
Totals						161/333	48	142/292	49	19/41	46	37/75	49	50	139	189	79	39	52	3	88	92	378	75.6					
Opponents						97/263	37	90/231	39	7/32	22	46/75	61	38	142	180	49	91	13	2	93	88	247	49.4					

#### AVERAGES PER GAME

	USA	Opponents
Points from Turnovers	96	24
Points in the Paint	186	116
Second Chance Points	39	31
Fast Break Points	26	8

	USA	Opponents
Total Field Goals Made	0.0	0.0
2 Points Field Goals Made	0.0	0.0
3 Points Field Goals Made	0.0	0.0
Free Throws Made	0.0	0.0
Offensive Rebounds	0.0	0.0
Defensive Rebounds	0.0	0.0
Total Rebounds	0.0	0.0
Assists	0.0	0.0
Fouls	0.0	0.0
Turnovers	0.0	0.0
Steals	0.0	0.0
Blocked Shots	0.0	0.0
Points from Turnovers	19.2	4.7
Points in the Paint	37.2	23.1
Second Chance Points	7.8	6.2
Fast Break Points	5.2	1.6

#### Legend:

%	Shooting Percentage	AS	Assists	BS	Blocked Shots	DR	Defensive Rebounds
FO	Fouls On	GP	Games Played	M/A	Made/Attempt	MIN	Minutes Played
MPG	Minutes Played Per Game	OR	Offensive Rebounds	PF	Fouls	PPG	Points Per Game
PTS	Points	ST	Steals	TO	Turnovers	TOT	Total Rebounds

## CUMULATIVE STATISTICS

累积技术统计表

### USA - UNITED STATES of AMERICA After 6 Games

No.	Name	Sport Class	GP	MIN	MPG	Field Goals		2 Points		3 Points		Free Throws		Rebounds			AS	TO	ST	BS	PF	FO	PTS	PPG					
						M/A	%	M/A	%	M/A	%	M/A	%	OR	DR	TOT													
14	SCHULTE Paul	3.0	5	115	23:07	29/54	54	20/40	50	9/14	64	3/5	60	4	8	12	16	2	5		15	15	70	14.0					
15	CHAMBERS Joe	4.0	5	91	18:15	25/39	64	25/39	64			3/9	33	3	32	35	6	5	4	2	12	9	53	10.6					
10	GLASBRENNER Jeff	4.5	5	51	10:23	19/27	70	19/27	70			12/21	57	4	18	22	2	4	6		9	14	50	10.0					
11	SERIO Steve	3.5	5	105	21:11	20/37	54	19/36	53	1/1	100	1/9	11	1	18	19	7	2	10		6	14	42	8.4					
5	PAYE Mikey	3.0	5	136	27:20	18/47	38	17/43	40	1/4	25	3/5	60	5	12	17	19	4	1	1	3	8	40	8.0					
12	NELMS Jay	2.5	5	58	11:47	13/31	42	10/26	38	3/5	60	7/10	70	2	1	3	7	1	1		3	9	36	7.2					
9	SCOTT Matt	3.5	5	59	11:56	14/22	64	12/18	67	2/4	50	0/3	0	6	13	19	6	6	10		9	3	30	6.0					
13	LADE Jeremy	2.5	5	119	23:55	9/30	30	9/29	31	0/1	0	3/4	75	11	9	20	9	6	7		5	9	21	4.2					
8	COUNTS Jacob	3.5	4	33	08:24	7/14	50	7/14	50			1/3	33	4	5	9					7	4	15	3.8					
7	MAZZI Jaime	2.0	4	38	09:38	3/17	18	0/6	0	3/11	27	1/2	50	3	3	6	4	3	2		6	2	10	2.5					
4	BARBER Eric	1.0	5	95	19:00	4/13	31	4/12	33	0/1	0	2/2	100	1	3	4	2				3	2	10	2.0					
6	LESPERANCE Matt	1.0	5	93	18:36	0/2	0	0/2	0			1/2	50		1	1	1	1	1		10	3	1	0.2					
Team/Coach																						2							
Totals						161/333	48	142/292	49	19/41	46	37/75	49	50	139	189	79	39	52	3	88	92	378	63.0					
Opponents						97/263	37	90/231	39	7/32	22	46/75	61	38	142	180	49	91	13	2	93	88	247	41.2					

#### AVERAGES PER GAME

	USA	Opponents
Points from Turnovers	96	24
Points in the Paint	186	116
Second Chance Points	39	31
Fast Break Points	26	8

	USA	Opponents
Total Field Goals Made	0.0	0.0
2 Points Field Goals Made	0.0	0.0
3 Points Field Goals Made	0.0	0.0
Free Throws Made	0.0	0.0
Offensive Rebounds	0.0	0.0
Defensive Rebounds	0.0	0.0
Total Rebounds	0.0	0.0
Assists	0.0	0.0
Fouls	0.0	0.0
Turnovers	0.0	0.0
Steals	0.0	0.0
Blocked Shots	0.0	0.0
Points from Turnovers	16.0	4.0
Points in the Paint	31.0	19.3
Second Chance Points	6.5	5.1
Fast Break Points	4.3	1.3

#### Legend:

%	Shooting Percentage	AS	Assists	BS	Blocked Shots	DR	Defensive Rebounds
FO	Fouls On	GP	Games Played	M/A	Made/Attempt	MIN	Minutes Played
MPG	Minutes Played Per Game	OR	Offensive Rebounds	PF	Fouls	PPG	Points Per Game
PTS	Points	ST	Steals	TO	Turnovers	TOT	Total Rebounds



## CUMULATIVE STATISTICS

累积技术统计表

### USA - UNITED STATES of AMERICA After 7 Games

No.	Name	Sport Class	GP	MIN	MPG	Field Goals		2 Points		3 Points		Free Throws		Rebounds			AS	TO	ST	BS	PF	FO	PTS	PPG					
						M/A	%	M/A	%	M/A	%	M/A	%	OR	DR	TOT													
14	SCHULTE Paul	3.0	6	146	24:22	32/64	50	20/46	43	12/18	67	3/5	60	4	11	15	22	2	6		20	17	79	13.2					
15	CHAMBERS Joe	4.0	6	118	19:42	32/53	60	32/53	60			3/12	25	5	40	45	7	6	6	2	17	12	67	11.2					
10	GLASBRENNER Jeff	4.5	6	64	10:43	23/34	68	23/33	70	0/1	0	15/28	54	5	21	26	2	4	7		11	18	61	10.2					
11	SERIO Steve	3.5	6	144	24:05	23/48	48	22/47	47	1/1	100	1/11	9	3	25	28	9	7	12	1	10	18	48	8.0					
5	PAYE Mikey	3.0	6	170	28:28	21/62	34	19/55	35	2/7	29	3/8	38	5	18	23	22	4	2	1	5	13	47	7.8					
12	NELMS Jay	2.5	6	78	13:00	15/41	37	12/35	34	3/6	50	7/10	70	2	1	3	7	2	3		7	11	40	6.7					
9	SCOTT Matt	3.5	6	71	11:57	15/23	65	13/19	68	2/4	50	0/5	0	6	14	20	6	6	13		14	4	32	5.3					
13	LADE Jeremy	2.5	6	142	23:40	12/36	33	12/35	34	0/1	0	3/4	75	13	11	24	12	7	7		5	9	27	4.5					
8	COUNTS Jacob	3.5	5	35	07:06	7/14	50	7/14	50			2/5	40	4	6	10		4			8	5	16	3.2					
7	MAZZI Jaime	2.0	5	40	08:06	3/19	16	0/7	0	3/12	25	1/2	50	3	3	6	4	3	2		6	2	10	2.0					
4	BARBER Eric	1.0	6	132	22:05	4/16	25	4/15	27	0/1	0	2/2	100	1	4	5	4	2	2		7	2	10	1.7					
6	LESPERANCE Matt	1.0	6	105	17:35	1/3	33	1/3	33			1/2	50		2	2	1	1	1		11	4	3	0.5					
Team/Coach																						2				1			
Totals						188/413	46	165/362	46	23/51	45	41/94	44	58	175	233	96	50	64	4	122	115	440	62.9					
Opponents						120/326	37	110/284	39	10/42	24	66/112	59	47	194	241	67	113	21	3	117	121	316	45.1					

#### AVERAGES PER GAME

	USA	Opponents
Points from Turnovers	102	32
Points in the Paint	218	152
Second Chance Points	41	37
Fast Break Points	28	12

	USA	Opponents
Total Field Goals Made	0.0	0.0
2 Points Field Goals Made	0.0	0.0
3 Points Field Goals Made	0.0	0.0
Free Throws Made	0.0	0.0
Offensive Rebounds	0.0	0.0
Defensive Rebounds	0.0	0.0
Total Rebounds	0.0	0.0
Assists	0.0	0.0
Fouls	0.0	0.0
Turnovers	0.0	0.0
Steals	0.0	0.0
Blocked Shots	0.0	0.0
Points from Turnovers	14.6	4.5
Points in the Paint	31.1	21.7
Second Chance Points	5.9	5.2
Fast Break Points	4.0	1.7

#### Legend:

%	Shooting Percentage	AS	Assists	BS	Blocked Shots	DR	Defensive Rebounds
FO	Fouls On	GP	Games Played	M/A	Made/Attempt	MIN	Minutes Played
MPG	Minutes Played Per Game	OR	Offensive Rebounds	PF	Fouls	PPG	Points Per Game
PTS	Points	ST	Steals	TO	Turnovers	TOT	Total Rebounds

## CUMULATIVE STATISTICS

累积技术统计表

### USA - UNITED STATES of AMERICA After 7 Games

No.	Name	Sport Class	GP	MIN	MPG	Field Goals		2 Points		3 Points		Free Throws		Rebounds			AS	TO	ST	BS	PF	FO	PTS	PPG					
						M/A	%	M/A	%	M/A	%	M/A	%	OR	DR	TOT													
14	SCHULTE Paul	3.0	6	146	24:22	32/64	50	20/46	43	12/18	67	3/5	60	4	11	15	22	2	6		20	17	79	13.2					
15	CHAMBERS Joe	4.0	6	118	19:42	32/53	60	32/53	60			3/12	25	5	40	45	7	6	6	2	17	12	67	11.2					
10	GLASBRENNER Jeff	4.5	6	64	10:43	23/34	68	23/33	70	0/1	0	15/28	54	5	21	26	2	4	7		11	18	61	10.2					
11	SERIO Steve	3.5	6	144	24:05	23/48	48	22/47	47	1/1	100	1/11	9	3	25	28	9	7	12	1	10	18	48	8.0					
5	PAYE Mikey	3.0	6	170	28:28	21/62	34	19/55	35	2/7	29	3/8	38	5	18	23	22	4	2	1	5	13	47	7.8					
12	NELMS Jay	2.5	6	78	13:00	15/41	37	12/35	34	3/6	50	7/10	70	2	1	3	7	2	3		7	11	40	6.7					
9	SCOTT Matt	3.5	6	71	11:57	15/23	65	13/19	68	2/4	50	0/5	0	6	14	20	6	6	13		14	4	32	5.3					
13	LADE Jeremy	2.5	6	142	23:40	12/36	33	12/35	34	0/1	0	3/4	75	13	11	24	12	7	7		5	9	27	4.5					
8	COUNTS Jacob	3.5	5	35	07:06	7/14	50	7/14	50			2/5	40	4	6	10		4			8	5	16	3.2					
7	MAZZI Jaime	2.0	5	40	08:06	3/19	16	0/7	0	3/12	25	1/2	50	3	3	6	4	3	2		6	2	10	2.0					
4	BARBER Eric	1.0	6	132	22:05	4/16	25	4/15	27	0/1	0	2/2	100	1	4	5	4	2	2		7	2	10	1.7					
6	LESPERANCE Matt	1.0	6	105	17:35	1/3	33	1/3	33			1/2	50		2	2	1	1	1		11	4	3	0.5					
Team/Coach																						2				1			
Totals						188/413	46	165/362	46	23/51	45	41/94	44	58	175	233	96	50	64	4	122	115	440	62.9					
Opponents						120/326	37	110/284	39	10/42	24	66/112	59	47	194	241	67	113	21	3	117	121	316	45.1					

#### AVERAGES PER GAME

	USA	Opponents
Points from Turnovers	102	32
Points in the Paint	218	152
Second Chance Points	41	37
Fast Break Points	28	12

	USA	Opponents
Total Field Goals Made	26.9	17.1
2 Points Field Goals Made	23.6	15.7
3 Points Field Goals Made	3.3	1.4
Free Throws Made	5.9	9.4
Offensive Rebounds	8.3	6.7
Defensive Rebounds	25.0	27.7
Total Rebounds	33.3	34.4
Assists	13.7	9.6
Fouls	17.4	16.7
Turnovers	7.1	16.1
Steals	9.1	3.0
Blocked Shots	0.6	0.4
Points from Turnovers	14.6	4.5
Points in the Paint	31.1	21.7
Second Chance Points	5.9	5.2
Fast Break Points	4.0	1.7

#### Legend:

%	Shooting Percentage	AS	Assists	BS	Blocked Shots	DR	Defensive Rebounds
FO	Fouls On	GP	Games Played	M/A	Made/Attempt	MIN	Minutes Played
MPG	Minutes Played Per Game	OR	Offensive Rebounds	PF	Fouls	PPG	Points Per Game
PTS	Points	ST	Steals	TO	Turnovers	TOT	Total Rebounds



## CUMULATIVE STATISTICS

累积技术统计表

### USA - UNITED STATES of AMERICA After 8 Games

No.	Name	Sport Class	GP	MIN	MPG	Field Goals		2 Points		3 Points		Free Throws		Rebounds			AS	TO	ST	BS	PF	FO	PTS	PPG									
						M/A	%	M/A	%	M/A	%	M/A	%	OR	DR	TOT																	
15	CHAMBERS Joe	4.0	7	145	20:48	44/71	62	44/71	62			4/15	27	6	45	51	8	7	7	3	20	14	92	13.1									
14	SCHULTE Paul	3.0	7	181	25:56	35/74	47	22/52	42	13/22	59	4/7	57	5	14	19	24	5	8		25	20	87	12.4									
10	GLASBRENNER Jeff	4.5	7	71	10:09	25/37	68	25/36	69	0/1	0	16/30	53	5	22	27	2	4	7		13	21	66	9.4									
5	PAYE Mikey	3.0	7	196	28:06	26/72	36	24/64	38	2/8	25	3/8	38	5	21	26	25	4	2	1	6	17	57	8.1									
11	SERIO Steve	3.5	7	154	22:06	26/52	50	25/51	49	1/1	100	1/11	9	3	29	32	11	7	12	1	12	19	54	7.7									
12	NELMS Jay	2.5	7	86	12:25	17/45	38	14/39	36	3/6	50	7/10	70	4	1	5	7	3	3		8	11	44	6.3									
13	LADE Jeremy	2.5	7	172	24:40	18/45	40	18/44	41	0/1	0	6/11	55	13	15	28	15	7	9		9	17	42	6.0									
9	SCOTT Matt	3.5	7	80	11:29	15/26	58	13/21	62	2/5	40	0/5	0	6	16	22	6	7	13		17	4	32	4.6									
8	COUNTS Jacob	3.5	6	41	06:54	7/15	47	7/15	47			2/5	40	5	7	12		4			10	5	16	2.7									
4	BARBER Eric	1.0	7	143	20:26	6/18	33	6/17	35	0/1	0	2/2	100	1	4	5	5	2	2		7	2	14	2.0									
7	MAZZI Jaime	2.0	6	45	07:30	3/19	16	0/7	0	3/12	25	1/2	50	3	3	6	4	3	2		9	2	10	1.7									
6	LESPERANCE Matt	1.0	7	130	18:38	1/4	25	1/4	25			1/2	50		2	2	3	2	1		13	4	3	0.4									
Team/Coach																						2						1					
Totals						223/478	47	199/421	47	24/57	42	47/108	44	63	198	261	110	57	69	5	150	136	517	64.6									
Opponents						149/378	39	135/328	41	14/50	28	89/147	61	52	222	274	81	123	24	3	138	149	401	50.1									

#### AVERAGES PER GAME

	USA	Opponents
Points from Turnovers	108	41
Points in the Paint	264	180
Second Chance Points	49	45
Fast Break Points	32	14

	USA	Opponents
Total Field Goals Made	27.9	18.6
2 Points Field Goals Made	24.9	16.9
3 Points Field Goals Made	3.0	1.8
Free Throws Made	5.9	11.1
Offensive Rebounds	7.9	6.5
Defensive Rebounds	24.8	27.8
Total Rebounds	32.6	34.3
Assists	13.8	10.1
Fouls	18.8	17.3
Turnovers	7.1	15.4
Steals	8.6	3.0
Blocked Shots	0.6	0.4
Points from Turnovers	13.5	5.1
Points in the Paint	33.0	22.5
Second Chance Points	6.1	5.6
Fast Break Points	4.0	1.7

#### Legend:

%	Shooting Percentage	AS	Assists	BS	Blocked Shots	DR	Defensive Rebounds
FO	Fouls On	GP	Games Played	M/A	Made/Attempt	MIN	Minutes Played
MPG	Minutes Played Per Game	OR	Offensive Rebounds	PF	Fouls	PPG	Points Per Game
PTS	Points	ST	Steals	TO	Turnovers	TOT	Total Rebounds

## CUMULATIVE STATISTICS

累积技术统计表

### JPN - JAPAN After 1 Game

No.	Name	Sport Class	GP	MIN	MPG	Field Goals		2 Points		3 Points		Free Throws		Rebounds			AS	TO	ST	BS	PF	FO	PTS	PPG
						M/A	%	M/A	%	M/A	%	M/A	%	OR	DR	TOT								
9	KOZAI Hiroaki	3.5	1	33	33:38	7/19	37	4/9	44	3/10	30	2/3	67		6	6	2	2	2		4	2	19	19.0
10	SUZUKI Akimasa	3.5	1	38	38:34	7/8	88	7/8	88			2/2	100		7	7	3	2			5	2	16	16.0
13	FUJIMOTO Reo	4.5	1	27	27:49	3/21	14	3/18	17	0/3	0	2/5	40	2	9	11	2	2	1		3	5	8	8.0
11	FUJII Shingo	1.5	1	28	28:39	1/7	14	1/3	33	0/4	0			2	1	3	4	1			2		2	2.0
14	OSHIMA Tomohiko	4.0	1	8	08:20	1/2	50	1/2	50					1	1	2	1				1	1	2	2.0
6	MIYAJIMA Tetsuya	4.0	1	8	08:05	1/4	25	1/4	25					2	2	4	1		1		1	1	2	2.0
12	KYOYA Kazuyuki	1.0	1	38	38:09	0/5	0	0/4	0	0/1	0	0/2	0		4	4	1	1			5	1	0	0.0
5	MORI Noriyuki	2.0	1	11	11:31	0/1	0	0/1	0						1	1	1				1		0	0.0
8	KORETOMO Keisuke	3.0	1	3	03:24	0/2	0	0/1	0	0/1	0			1	2	3							0	0.0
7	SATO Satoshi	1.0	1	1	01:41									1		1					1		0	0.0
4	MIURA Fumiharu	2.5	1	0	00:10																	0	0.0	
15	MAEDA Kenzo	4.5	0	0	00:00																	0	0.0	
Team/Coach																								
Totals						20/69	29	17/50	34	3/19	16	6/12	50	10	35	45	15	8	4		23	12	49	49.0
Opponents						23/59	39	23/57	40	0/2	0	15/30	50	9	40	49	13	6	4		12	23	61	61.0

#### AVERAGES PER GAME

	JPN	Opponents
Points from Turnovers	4	6
Points in the Paint	20	32
Second Chance Points	6	12
Fast Break Points	4	2

	JPN	Opponents
Total Field Goals Made	0.0	0.0
2 Points Field Goals Made	0.0	0.0
3 Points Field Goals Made	0.0	0.0
Free Throws Made	0.0	0.0
Offensive Rebounds	0.0	0.0
Defensive Rebounds	0.0	0.0
Total Rebounds	0.0	0.0
Assists	0.0	0.0
Fouls	0.0	0.0
Turnovers	0.0	0.0
Steals	0.0	0.0
Blocked Shots	0.0	0.0
Points from Turnovers	4.0	6.0
Points in the Paint	20.0	32.0
Second Chance Points	6.0	12.0
Fast Break Points	4.0	2.0

#### Legend:

%	Shooting Percentage	AS	Assists	BS	Blocked Shots	DR	Defensive Rebounds
FO	Fouls On	GP	Games Played	M/A	Made/Attempt	MIN	Minutes Played
MPG	Minutes Played Per Game	OR	Offensive Rebounds	PF	Fouls	PPG	Points Per Game
PTS	Points	ST	Steals	TO	Turnovers	TOT	Total Rebounds

## CUMULATIVE STATISTICS

累积技术统计表

### JPN - JAPAN After 1 Game

No.	Name	Sport Class	GP	MIN	MPG	Field Goals		2 Points		3 Points		Free Throws		Rebounds			AS	TO	ST	BS	PF	FO	PTS	PPG	
						M/A	%	M/A	%	M/A	%	M/A	%	OR	DR	TOT									
9	KOZAI Hiroaki	3.5	1	33	33:38	7/19	37	4/9	44	3/10	30	2/3	67		6	6	2	2	2		4	2	19	19.0	
10	SUZUKI Akimasa	3.5	1	38	38:34	7/8	88	7/8	88			2/2	100		7	7	3	2			5	2	16	16.0	
13	FUJIMOTO Reo	4.5	1	27	27:49	3/21	14	3/18	17	0/3	0	2/5	40	2	9	11	2	2	1		3	5	8	8.0	
11	FUJII Shingo	1.5	1	28	28:39	1/7	14	1/3	33	0/4	0			2	1	3	4	1			2		2	2.0	
14	OSHIMA Tomohiko	4.0	1	8	08:20	1/2	50	1/2	50					1	1	2	1				1	1	2	2.0	
6	MIYAJIMA Tetsuya	4.0	1	8	08:05	1/4	25	1/4	25					2	2	4	1		1		1	1	2	2.0	
12	KYOYA Kazuyuki	1.0	1	38	38:09	0/5	0	0/4	0	0/1	0	0/2	0		4	4	1	1			5	1	0	0.0	
5	MORI Noriyuki	2.0	1	11	11:31	0/1	0	0/1	0						1	1	1				1		0	0.0	
8	KORETOMO Keisuke	3.0	1	3	03:24	0/2	0	0/1	0	0/1	0			1	2	3							0	0.0	
7	SATO Satoshi	1.0	1	1	01:41									1		1					1		0	0.0	
4	MIURA Fumiharu	2.5	1	0	00:10																		0	0.0	
15	MAEDA Kenzo	4.5	0	0	00:00																		0	0.0	
Team/Coach																									
Totals						20/69	29	17/50	34	3/19	16	6/12	50	10	35	45	15	8	4			23	12	49	49.0
Opponents						23/59	39	23/57	40	0/2	0	15/30	50	9	40	49	13	6	4			12	23	61	61.0

#### AVERAGES PER GAME

	JPN	Opponents
Points from Turnovers	4	6
Points in the Paint	20	32
Second Chance Points	6	12
Fast Break Points	4	2

	JPN	Opponents
Total Field Goals Made	0.0	0.0
2 Points Field Goals Made	0.0	0.0
3 Points Field Goals Made	0.0	0.0
Free Throws Made	0.0	0.0
Offensive Rebounds	0.0	0.0
Defensive Rebounds	0.0	0.0
Total Rebounds	0.0	0.0
Assists	0.0	0.0
Fouls	0.0	0.0
Turnovers	0.0	0.0
Steals	0.0	0.0
Blocked Shots	0.0	0.0
Points from Turnovers	4.0	6.0
Points in the Paint	20.0	32.0
Second Chance Points	6.0	12.0
Fast Break Points	4.0	2.0

#### Legend:

%	Shooting Percentage	AS	Assists	BS	Blocked Shots	DR	Defensive Rebounds
FO	Fouls On	GP	Games Played	M/A	Made/Attempt	MIN	Minutes Played
MPG	Minutes Played Per Game	OR	Offensive Rebounds	PF	Fouls	PPG	Points Per Game
PTS	Points	ST	Steals	TO	Turnovers	TOT	Total Rebounds



## CUMULATIVE STATISTICS

累积技术统计表

### JPN - JAPAN After 1 Game

No.	Name	Sport Class	GP	MIN	MPG	Field Goals		2 Points		3 Points		Free Throws		Rebounds			AS	TO	ST	BS	PF	FO	PTS	PPG
						M/A	%	M/A	%	M/A	%	M/A	%	OR	DR	TOT								
9	KOZAI Hiroaki	3.5	1	33	33:38	7/19	37	4/9	44	3/10	30	2/3	67		6	6	2	2	2		4	2	19	19.0
10	SUZUKI Akimasa	3.5	1	38	38:34	7/8	88	7/8	88			2/2	100		7	7	3	2			5	2	16	16.0
13	FUJIMOTO Reo	4.5	1	27	27:49	3/21	14	3/18	17	0/3	0	2/5	40	2	9	11	2	2	1		3	5	8	8.0
11	FUJII Shingo	1.5	1	28	28:39	1/7	14	1/3	33	0/4	0			2	1	3	4	1			2		2	2.0
14	OSHIMA Tomohiko	4.0	1	8	08:20	1/2	50	1/2	50					1	1	2	1				1	1	2	2.0
6	MIYAJIMA Tetsuya	4.0	1	8	08:05	1/4	25	1/4	25					2	2	4	1		1		1	1	2	2.0
12	KYOYA Kazuyuki	1.0	1	38	38:09	0/5	0	0/4	0	0/1	0	0/2	0		4	4	1	1			5	1	0	0.0
5	MORI Noriyuki	2.0	1	11	11:31	0/1	0	0/1	0						1	1	1				1		0	0.0
8	KORETOMO Keisuke	3.0	1	3	03:24	0/2	0	0/1	0	0/1	0			1	2	3							0	0.0
7	SATO Satoshi	1.0	1	1	01:41									1		1					1		0	0.0
4	MIURA Fumiharu	2.5	1	0	00:10																	0	0.0	
15	MAEDA Kenzo	4.5	0	0	00:00																	0	0.0	
Team/Coach																								
Totals						20/69	29	17/50	34	3/19	16	6/12	50	10	35	45	15	8	4		23	12	49	49.0
Opponents						23/59	39	23/57	40	0/2	0	15/30	50	9	40	49	13	6	4		12	23	61	61.0

#### AVERAGES PER GAME

	JPN	Opponents
Points from Turnovers	4	6
Points in the Paint	20	32
Second Chance Points	6	12
Fast Break Points	4	2

	JPN	Opponents
Total Field Goals Made	0.0	0.0
2 Points Field Goals Made	0.0	0.0
3 Points Field Goals Made	0.0	0.0
Free Throws Made	0.0	0.0
Offensive Rebounds	0.0	0.0
Defensive Rebounds	0.0	0.0
Total Rebounds	0.0	0.0
Assists	0.0	0.0
Fouls	0.0	0.0
Turnovers	0.0	0.0
Steals	0.0	0.0
Blocked Shots	0.0	0.0
Points from Turnovers	4.0	6.0
Points in the Paint	20.0	32.0
Second Chance Points	6.0	12.0
Fast Break Points	4.0	2.0

#### Legend:

%	Shooting Percentage	AS	Assists	BS	Blocked Shots	DR	Defensive Rebounds
FO	Fouls On	GP	Games Played	M/A	Made/Attempt	MIN	Minutes Played
MPG	Minutes Played Per Game	OR	Offensive Rebounds	PF	Fouls	PPG	Points Per Game
PTS	Points	ST	Steals	TO	Turnovers	TOT	Total Rebounds



## CUMULATIVE STATISTICS

累积技术统计表

### JPN - JAPAN After 6 Games

No.	Name	Sport Class	GP	MIN	MPG	Field Goals		2 Points		3 Points		Free Throws		Rebounds			AS	TO	ST	BS	PF	FO	PTS	PPG					
						M/A	%	M/A	%	M/A	%	M/A	%	OR	DR	TOT													
9	KOZAI Hiroaki	3.5	6	148	24:40	31/82	38	23/56	41	8/26	31	10/16	63	3	18	21	11	9	5		12	14	80	13.3					
13	FUJIMOTO Reo	4.5	6	175	29:19	31/80	39	31/77	40	0/3	0	12/23	52	12	46	58	10	20	6		20	22	74	12.3					
10	SUZUKI Akimasa	3.5	6	148	24:44	21/44	48	21/41	51	0/3	0	5/12	42	11	26	37	9	14			16	11	47	7.8					
8	KORETOMO Keisuke	3.0	6	64	10:43	13/23	57	12/17	71	1/6	17	7/10	70	3	11	14	6	12	4		9	11	34	5.7					
14	OSHIMA Tomohiko	4.0	6	98	16:26	7/23	30	6/19	32	1/4	25	7/11	64	3	14	17	3	10	3		15	10	22	3.7					
6	MIYAJIMA Tetsuya	4.0	6	58	09:49	8/23	35	8/21	38	0/2	0	6/13	46	9	9	18	5	8	3		9	16	22	3.7					
12	KYOYA Kazuyuki	1.0	6	209	34:58	7/28	25	6/25	24	1/3	33	1/4	25	2	17	19	8	7	6		16	9	16	2.7					
11	FUJII Shingo	1.5	6	184	30:40	5/21	24	5/16	31	0/5	0	0/4	0	8	15	23	11	13	3		14	9	10	1.7					
15	MAEDA Kenzo	4.5	4	12	03:13	2/4	50	2/4	50						1	1	1				2		4	1.0					
5	MORI Noriyuki	2.0	6	44	07:26	2/6	33	2/6	33			1/2	50	2	6	8	2	7	3		3	3	5	0.8					
4	MIURA Fumiharu	2.5	5	13	02:45	1/9	11	1/5	20	0/4	0			1	2	3	1				1		2	0.4					
7	SATO Satoshi	1.0	5	40	08:05	0/2	0	0/2	0			1/2	50	3	1	4					5	2	1	0.2					
Team/Coach																						4							
Totals						128/345	37	117/289	40	11/56	20	50/97	52	63	179	242	67	104	33			122	107	317	52.8				
Opponents						159/393	40	149/352	42	10/41	24	63/112	56	71	174	245	74	56	60	3	110	122	391	65.2					

#### AVERAGES PER GAME

	JPN	Opponents
Points from Turnovers	36	69
Points in the Paint	148	216
Second Chance Points	52	101
Fast Break Points	14	28

	JPN	Opponents
Total Field Goals Made	0.0	0.0
2 Points Field Goals Made	0.0	0.0
3 Points Field Goals Made	0.0	0.0
Free Throws Made	0.0	0.0
Offensive Rebounds	0.0	0.0
Defensive Rebounds	0.0	0.0
Total Rebounds	0.0	0.0
Assists	0.0	0.0
Fouls	0.0	0.0
Turnovers	0.0	0.0
Steals	0.0	0.0
Blocked Shots	0.0	0.0
Points from Turnovers	6.0	11.5
Points in the Paint	24.7	36.0
Second Chance Points	8.7	16.8
Fast Break Points	2.3	4.6

#### Legend:

%	Shooting Percentage	AS	Assists	BS	Blocked Shots	DR	Defensive Rebounds
FO	Fouls On	GP	Games Played	M/A	Made/Attempt	MIN	Minutes Played
MPG	Minutes Played Per Game	OR	Offensive Rebounds	PF	Fouls	PPG	Points Per Game
PTS	Points	ST	Steals	TO	Turnovers	TOT	Total Rebounds

## CUMULATIVE STATISTICS

累积技术统计表

### JPN - JAPAN After 8 Games

No.	Name	Sport Class	GP	MIN	MPG	Field Goals		2 Points		3 Points		Free Throws		Rebounds			AS	TO	ST	BS	PF	FO	PTS	PPG					
						M/A	%	M/A	%	M/A	%	M/A	%	OR	DR	TOT													
13	FUJIMOTO Reo	4.5	7	205	29:21	40/92	43	40/89	45	0/3	0	14/25	56	13	49	62	11	22	7		25	24	94	13.4					
9	KOZAI Hiroaki	3.5	7	168	24:01	34/93	37	25/63	40	9/30	30	13/20	65	3	20	23	12	10	5		13	20	90	12.9					
10	SUZUKI Akimasa	3.5	7	168	24:02	24/52	46	24/49	49	0/3	0	5/12	42	14	30	44	9	18	1		20	12	53	7.6					
8	KORETOMO Keisuke	3.0	7	80	11:31	13/25	52	12/18	67	1/7	14	7/14	50	3	11	14	7	12	5		11	15	34	4.9					
14	OSHIMA Tomohiko	4.0	7	122	17:29	9/31	29	8/25	32	1/6	17	10/14	71	4	18	22	4	12	4		15	12	29	4.1					
12	KYOYA Kazuyuki	1.0	7	248	35:29	10/33	30	9/30	30	1/3	33	1/4	25	3	19	22	10	7	6		20	9	22	3.1					
6	MIYAJIMA Tetsuya	4.0	7	61	08:47	8/23	35	8/21	38	0/2	0	6/13	46	9	10	19	5	8	3		9	16	22	3.1					
15	MAEDA Kenzo	4.5	5	19	03:51	4/7	57	4/7	57						1	1	1				2		8	1.6					
11	FUJII Shingo	1.5	7	219	31:18	5/26	19	5/19	26	0/7	0	0/4	0	8	17	25	14	16	3		18	9	10	1.4					
5	MORI Noriyuki	2.0	7	47	06:47	3/7	43	2/6	33	1/1	100	2/4	50	2	6	8	2	7	3		4	4	9	1.3					
4	MIURA Fumiharu	2.5	6	15	02:32	1/10	10	1/6	17	0/4	0			1	2	3	1				1		2	0.3					
7	SATO Satoshi	1.0	6	43	07:19	0/2	0	0/2	0			1/2	50	3	2	5					5	2	1	0.2					
Team/Coach																						4							
Totals						151/401	38	138/335	41	13/66	20	59/112	53	70	201	271	76	116	37			143	123	374	46.8				
Opponents						189/451	42	178/406	44	11/45	24	73/131	56	80	200	280	89	66	66	3	126	142	462	57.8					

#### AVERAGES PER GAME

	JPN	Opponents
Points from Turnovers	40	83
Points in the Paint	172	248
Second Chance Points	58	110
Fast Break Points	14	28

	JPN	Opponents
Total Field Goals Made	0.0	0.0
2 Points Field Goals Made	0.0	0.0
3 Points Field Goals Made	0.0	0.0
Free Throws Made	0.0	0.0
Offensive Rebounds	0.0	0.0
Defensive Rebounds	0.0	0.0
Total Rebounds	0.0	0.0
Assists	0.0	0.0
Fouls	0.0	0.0
Turnovers	0.0	0.0
Steals	0.0	0.0
Blocked Shots	0.0	0.0
Points from Turnovers	5.0	10.3
Points in the Paint	21.5	31.0
Second Chance Points	7.3	13.7
Fast Break Points	1.8	3.5

#### Legend:

%	Shooting Percentage	AS	Assists	BS	Blocked Shots	DR	Defensive Rebounds
FO	Fouls On	GP	Games Played	M/A	Made/Attempt	MIN	Minutes Played
MPG	Minutes Played Per Game	OR	Offensive Rebounds	PF	Fouls	PPG	Points Per Game
PTS	Points	ST	Steals	TO	Turnovers	TOT	Total Rebounds



## CUMULATIVE STATISTICS

累积技术统计表

### JPN - JAPAN After 8 Games

No.	Name	Sport Class	GP	MIN	MPG	Field Goals		2 Points		3 Points		Free Throws		Rebounds			AS	TO	ST	BS	PF	FO	PTS	PPG					
						M/A	%	M/A	%	M/A	%	M/A	%	OR	DR	TOT													
13	FUJIMOTO Reo	4.5	7	205	29:21	40/92	43	40/89	45	0/3	0	14/25	56	13	49	62	11	22	7		25	24	94	13.4					
9	KOZAI Hiroaki	3.5	7	168	24:01	34/93	37	25/63	40	9/30	30	13/20	65	3	20	23	12	10	5		13	20	90	12.9					
10	SUZUKI Akimasa	3.5	7	168	24:02	24/52	46	24/49	49	0/3	0	5/12	42	14	30	44	9	18	1		20	12	53	7.6					
8	KORETOMO Keisuke	3.0	7	80	11:31	13/25	52	12/18	67	1/7	14	7/14	50	3	11	14	7	12	5		11	15	34	4.9					
14	OSHIMA Tomohiko	4.0	7	122	17:29	9/31	29	8/25	32	1/6	17	10/14	71	4	18	22	4	12	4		15	12	29	4.1					
12	KYOYA Kazuyuki	1.0	7	248	35:29	10/33	30	9/30	30	1/3	33	1/4	25	3	19	22	10	7	6		20	9	22	3.1					
6	MIYAJIMA Tetsuya	4.0	7	61	08:47	8/23	35	8/21	38	0/2	0	6/13	46	9	10	19	5	8	3		9	16	22	3.1					
15	MAEDA Kenzo	4.5	5	19	03:51	4/7	57	4/7	57						1	1	1				2		8	1.6					
11	FUJII Shingo	1.5	7	219	31:18	5/26	19	5/19	26	0/7	0	0/4	0	8	17	25	14	16	3		18	9	10	1.4					
5	MORI Noriyuki	2.0	7	47	06:47	3/7	43	2/6	33	1/1	100	2/4	50	2	6	8	2	7	3		4	4	9	1.3					
4	MIURA Fumiharu	2.5	6	15	02:32	1/10	10	1/6	17	0/4	0			1	2	3	1				1		2	0.3					
7	SATO Satoshi	1.0	6	43	07:19	0/2	0	0/2	0			1/2	50	3	2	5					5	2	1	0.2					
Team/Coach																						4							
Totals						151/401	38	138/335	41	13/66	20	59/112	53	70	201	271	76	116	37			143	123	374	46.8				
Opponents						189/451	42	178/406	44	11/45	24	73/131	56	80	200	280	89	66	66	3	126	142	462	57.8					

#### AVERAGES PER GAME

	JPN	Opponents
Points from Turnovers	40	83
Points in the Paint	172	248
Second Chance Points	58	110
Fast Break Points	14	28

	JPN	Opponents
Total Field Goals Made	0.0	0.0
2 Points Field Goals Made	0.0	0.0
3 Points Field Goals Made	0.0	0.0
Free Throws Made	0.0	0.0
Offensive Rebounds	0.0	0.0
Defensive Rebounds	0.0	0.0
Total Rebounds	0.0	0.0
Assists	0.0	0.0
Fouls	0.0	0.0
Turnovers	0.0	0.0
Steals	0.0	0.0
Blocked Shots	0.0	0.0
Points from Turnovers	5.0	10.3
Points in the Paint	21.5	31.0
Second Chance Points	7.3	13.7
Fast Break Points	1.8	3.5

#### Legend:

%	Shooting Percentage	AS	Assists	BS	Blocked Shots	DR	Defensive Rebounds
FO	Fouls On	GP	Games Played	M/A	Made/Attempt	MIN	Minutes Played
MPG	Minutes Played Per Game	OR	Offensive Rebounds	PF	Fouls	PPG	Points Per Game
PTS	Points	ST	Steals	TO	Turnovers	TOT	Total Rebounds

## CUMULATIVE STATISTICS

累积技术统计表

### JPN - JAPAN After 8 Games

No.	Name	Sport Class	GP	MIN	MPG	Field Goals		2 Points		3 Points		Free Throws		Rebounds			AS	TO	ST	BS	PF	FO	PTS	PPG					
						M/A	%	M/A	%	M/A	%	M/A	%	OR	DR	TOT													
13	FUJIMOTO Reo	4.5	7	205	29:21	40/92	43	40/89	45	0/3	0	14/25	56	13	49	62	11	22	7		25	24	94	13.4					
9	KOZAI Hiroaki	3.5	7	168	24:01	34/93	37	25/63	40	9/30	30	13/20	65	3	20	23	12	10	5		13	20	90	12.9					
10	SUZUKI Akimasa	3.5	7	168	24:02	24/52	46	24/49	49	0/3	0	5/12	42	14	30	44	9	18	1		20	12	53	7.6					
8	KORETOMO Keisuke	3.0	7	80	11:31	13/25	52	12/18	67	1/7	14	7/14	50	3	11	14	7	12	5		11	15	34	4.9					
14	OSHIMA Tomohiko	4.0	7	122	17:29	9/31	29	8/25	32	1/6	17	10/14	71	4	18	22	4	12	4		15	12	29	4.1					
12	KYOYA Kazuyuki	1.0	7	248	35:29	10/33	30	9/30	30	1/3	33	1/4	25	3	19	22	10	7	6		20	9	22	3.1					
6	MIYAJIMA Tetsuya	4.0	7	61	08:47	8/23	35	8/21	38	0/2	0	6/13	46	9	10	19	5	8	3		9	16	22	3.1					
15	MAEDA Kenzo	4.5	5	19	03:51	4/7	57	4/7	57						1	1	1				2		8	1.6					
11	FUJII Shingo	1.5	7	219	31:18	5/26	19	5/19	26	0/7	0	0/4	0	8	17	25	14	16	3		18	9	10	1.4					
5	MORI Noriyuki	2.0	7	47	06:47	3/7	43	2/6	33	1/1	100	2/4	50	2	6	8	2	7	3		4	4	9	1.3					
4	MIURA Fumiharu	2.5	6	15	02:32	1/10	10	1/6	17	0/4	0			1	2	3	1				1		2	0.3					
7	SATO Satoshi	1.0	6	43	07:19	0/2	0	0/2	0			1/2	50	3	2	5					5	2	1	0.2					
Team/Coach																						4							
Totals						151/401	38	138/335	41	13/66	20	59/112	53	70	201	271	76	116	37			143	123	374	46.8				
Opponents						189/451	42	178/406	44	11/45	24	73/131	56	80	200	280	89	66	66	3	126	142	462	57.8					

#### AVERAGES PER GAME

	JPN	Opponents
Points from Turnovers	40	83
Points in the Paint	172	248
Second Chance Points	58	110
Fast Break Points	14	28

	JPN	Opponents
Total Field Goals Made	0.0	0.0
2 Points Field Goals Made	0.0	0.0
3 Points Field Goals Made	0.0	0.0
Free Throws Made	0.0	0.0
Offensive Rebounds	0.0	0.0
Defensive Rebounds	0.0	0.0
Total Rebounds	0.0	0.0
Assists	0.0	0.0
Fouls	0.0	0.0
Turnovers	0.0	0.0
Steals	0.0	0.0
Blocked Shots	0.0	0.0
Points from Turnovers	5.0	10.3
Points in the Paint	21.5	31.0
Second Chance Points	7.3	13.7
Fast Break Points	1.8	3.5

#### Legend:

%	Shooting Percentage	AS	Assists	BS	Blocked Shots	DR	Defensive Rebounds
FO	Fouls On	GP	Games Played	M/A	Made/Attempt	MIN	Minutes Played
MPG	Minutes Played Per Game	OR	Offensive Rebounds	PF	Fouls	PPG	Points Per Game
PTS	Points	ST	Steals	TO	Turnovers	TOT	Total Rebounds



## START LIST

首发名单

### BRA - SWE

**Referee:** GAUTHIER Sebastien (CAN)  
**Umpires:** WALLAART Edwin Frank (NED); PAVLOPOULOS Adrianos (GRE)

**Commissioner:** COSSAER Dirk Lodewijk M (BEL)  
**Classifier:** PERRIMAN Don (AUS)

#### BRA - Brazil

No.	Name	Pos	Age	Sport Class	Current Games Statistics						
					PPG	FG%	3FG%	FT%	RPG	APG	MPG (GP)
4	SILVA Jose Ricardo (C)	G	32	1.5	0.6	50		50	0.4	0.2	09:40 (5)
5	ROCA Heriberto	G	28	1.0	2.4	46			0.8		24:40 (5)
6	SILVA Erick	C	29	3.5	13.0	59	20	71	4.2	0.6	23:05 (5)
7	SILVA Jose Marcos	C	38	4.0	1.0	17		50	1.0	0.3	08:24 (4)
8	NUNES Irio	G	28	4.5	11.8	36	14	50	6.2	2.2	26:48 (5)
9	PESSOA Nilton	G	32	2.0	3.6	32	0	100	1.2	0.4	28:52 (5)
10	SILVA SANDOVAL F	C	33	3.0	2.8	26		57	4.2	1.2	18:07 (5)
11	SILVA JUNIOR Gelson	F	28	3.5	1.5	33		100	0.5		06:44 (2)
12	LIMA Everaldo	G	35	2.5	11.0	45	0	83	2.4	3.4	24:42 (5)
13	MIRANDO Leandro	C	26	4.5	6.4	44	0	40	6.8	0.4	13:11 (5)
14	ALEXANDRE Sergio	F	26	2.0	4.5	28	36	36	0.5		19:23 (4)
15	SILVA Douglas	C	30	3.0	2.0	57		0	2.3	0.3	07:28 (4)
Team			30.4		58.2	41	18	57	29.4	8.8	
<b>Coach</b>		SILVA Itamar Luiz									
<b>Assistant Coach</b>		SILVA SANTOS Sileno									

BRA Played		
PR	AUS	72-73
PR	USA	41-87
PR	ISR	60-73
PR	GBR	53-69
PR	CHN	65-46

#### SWE - Sweden

No.	Name	Pos	Age	Sport Class	Current Games Statistics						
					PPG	FG%	3FG%	FT%	RPG	APG	MPG (GP)
4	NYLANDER Patrik	F	28	2.0	2.3	36		50	0.8	0.5	12:12 (4)
5	GUSTAVSSON Joachim	F	36	3.5	11.2	51		44	7.0	0.4	25:46 (5)
6	LARSSON Niclas	F	39	1.0	0.2	0		50	1.0	0.2	13:22 (5)
7	BYQVIST Per	C	40	3.0	1.3	33		0	3.3		11:57 (3)
8	ABLORH Enoch (C)	G	36	4.0	6.2	36		75	2.0	1.6	16:38 (5)
9	WALLIN Dan	C	34	4.0	6.6	37	0	64	6.4	0.2	20:04 (5)
10	HAIDARI Hussein	G	29	3.0	18.4	42	17	44	6.0	7.6	37:35 (5)
11	KOHLSTROM Peter	F	33	2.5	11.2	42		53	5.8	1.4	30:50 (5)
12	AKERBERG Thomas	F	40	3.0	0.0	0	0		0.3		07:55 (4)
13	LARSSON Thomas	F	39	1.0	0.5	33			1.3	1.5	21:04 (4)
14	LINDEN Joakim	F	19	2.5	8.3	56		54	5.3	0.7	23:01 (3)
15	MENG Robin	G	18	3.0	0.0				2.0	1.0	08:51 (1)
Team			32.6		61.8	41	13	49	35.6	13.6	
<b>Coach</b>		LOPES Ines									
<b>Assistant Coach</b>		ANDER Nils					ANDERSSON Lars Gunnar				

SWE Played		
PR	JPN	61-49
PR	IRI	66-92
PR	CAN	52-62
PR	RSA	58-64
PR	GER	72-78

#### Legend:

3FG%	3 Field Goals %	APG	Assists per Game	C	Centre	F	Forward
FG%	Field Goals %	FT%	Free Throws %	G	Guard	GP	Games Played
MPG	Minutes Played per Game	Pos	Playing Position	PPG	Points per Game	PR	Preliminary Round
RPG	Rebounds per Game						



## START LIST

首发名单

### BRA - SWE

**Referee:** GAUTHIER Sebastien (CAN)  
**Umpires:** WALLAART Edwin Frank (NED); PAVLOPOULOS Adrianos (GRE)

**Commissioner:** COSSAER Dirk Lodewijk M (BEL)  
**Classifier:** PERRIMAN Don (AUS)

#### BRA - Brazil

No.	Name	Pos	Age	Sport Class	Current Games Statistics						
					PPG	FG%	3FG%	FT%	RPG	APG	MPG (GP)
4	SILVA Jose Ricardo (C)	G	32	1.5	0.6	50		50	0.4	0.2	09:40 (5)
5	ROCA Heriberto	G	28	1.0	2.4	46			0.8		24:40 (5)
6	SILVA Erick	C	29	3.5	13.0	59	20	71	4.2	0.6	23:05 (5)
7	SILVA Jose Marcos	C	38	4.0	1.0	17		50	1.0	0.3	08:24 (4)
8	NUNES Irio	G	28	4.5	11.8	36	14	50	6.2	2.2	26:48 (5)
9	PESSOA Nilton	G	32	2.0	3.6	32	0	100	1.2	0.4	28:52 (5)
10	SILVA SANDOVAL F	C	33	3.0	2.8	26		57	4.2	1.2	18:07 (5)
11	SILVA JUNIOR Gelson	F	28	3.5	1.5	33		100	0.5		06:44 (2)
12	LIMA Everaldo	G	35	2.5	11.0	45	0	83	2.4	3.4	24:42 (5)
13	MIRANDO Leandro	C	26	4.5	6.4	44	0	40	6.8	0.4	13:11 (5)
14	ALEXANDRE Sergio	F	26	2.0	4.5	28	36	36	0.5		19:23 (4)
15	SILVA Douglas	C	30	3.0	2.0	57		0	2.3	0.3	07:28 (4)
Team			30.4		58.2	41	18	57	29.4	8.8	
<b>Coach</b>		SILVA Itamar Luiz									
<b>Assistant Coach</b>		SILVA SANTOS Sileno									

BRA Played		
PR	AUS	72-73
PR	USA	41-87
PR	ISR	60-73
PR	GBR	53-69
PR	CHN	65-46

#### SWE - Sweden

No.	Name	Pos	Age	Sport Class	Current Games Statistics						
					PPG	FG%	3FG%	FT%	RPG	APG	MPG (GP)
4	NYLANDER Patrik	F	28	2.0	2.3	36		50	0.8	0.5	12:12 (4)
5	GUSTAVSSON Joachim	F	36	3.5	11.2	51		44	7.0	0.4	25:46 (5)
6	LARSSON Niclas	F	39	1.0	0.2	0		50	1.0	0.2	13:22 (5)
7	BYQVIST Per	C	40	3.0	1.3	33		0	3.3		11:57 (3)
8	ABLORH Enoch (C)	G	36	4.0	6.2	36		75	2.0	1.6	16:38 (5)
9	WALLIN Dan	C	34	4.0	6.6	37	0	64	6.4	0.2	20:04 (5)
10	HAIDARI Hussein	G	29	3.0	18.4	42	17	44	6.0	7.6	37:35 (5)
11	KOHLSTROM Peter	F	33	2.5	11.2	42		53	5.8	1.4	30:50 (5)
12	AKERBERG Thomas	F	40	3.0	0.0	0	0		0.3		07:55 (4)
13	LARSSON Thomas	F	39	1.0	0.5	33			1.3	1.5	21:04 (4)
14	LINDEN Joakim	F	19	2.5	8.3	56		54	5.3	0.7	23:01 (3)
15	MENG Robin	G	18	3.0	0.0				2.0	1.0	08:51 (1)
Team			32.6		61.8	41	13	49	35.6	13.6	
<b>Coach</b>		LOPES Ines									
<b>Assistant Coach</b>		ANDER Nils					ANDERSSON Lars Gunnar				

SWE Played		
PR	JPN	61-49
PR	IRI	66-92
PR	CAN	52-62
PR	RSA	58-64
PR	GER	72-78

Legend:							
3FG%	3 Field Goals %	APG	Assists per Game	C	Centre	F	Forward
FG%	Field Goals %	FT%	Free Throws %	G	Guard	GP	Games Played
MPG	Minutes Played per Game	Pos	Playing Position	PPG	Points per Game	PR	Preliminary Round
RPG	Rebounds per Game						



## START LIST

首发名单

### RSA - CHN

**Referee:** BURFORD Jonathon Blake (USA)  
**Umpires:** KANNO Eisuke (JPN); VILJANEN Seppo Olavi (CZE)

**Commissioner:** REHLING Detlef Klaus (GER)  
**Classifier:** DINH Trian Tan (FRA)

#### RSA - South Africa

No.	Name	Pos	Age	Sport Class	Current Games Statistics							
					PPG	FG%	3FG%	FT%	RPG	APG	MPG (GP)	
4	RETIEF Marcus	F	32	1.0	1.2	60				0.6		13:48 (5)
5	HARTNICK Shaun	F	34	1.0	0.0							06:26 (2)
6	WILLIAMS Ralph	G	38	2.0	2.0	50				1.0		11:25 (3)
7	TAYLOR Nicholas	G	28	2.0	15.0	53	47	50	4.4	3.2	34:27 (5)	
8	GOVENDER Justin	F	30	1.0	2.8	50			2.0	0.8	22:17 (5)	
9	GUMBI Siphamandla	G	33	3.0	0.7	20			0.3		05:34 (3)	
10	PAPENFUS Marius (C)	G	30	2.5	7.2	42	0	100	2.8	1.8	30:14 (5)	
11	ZONKE Thandile	G	26	3.5	2.7	33	0		0.7	1.3	10:53 (3)	
12	CURLE David Nathaniel	F	26	3.5	7.8	35	33	42	5.8	1.4	33:37 (5)	
13	WAITES Grant	F	35	4.0	1.3	29	0	50	1.8		06:27 (4)	
14	NEL Jeremy	F	35	4.0	0.8	18		0	3.4	0.2	11:27 (5)	
15	NORTJE Richard	F	27	4.5	17.4	44	0	58	8.6	1.4	28:57 (5)	
Team			31.2		56.4	42	36	57	30.2	9.6		
<b>Coach</b>		SIERRA Vivian										
<b>Assistant Coach</b>		MOSUOE Kelebone										

RSA Played		
PR	IRI	62-73
PR	CAN	55-80
PR	GER	43-96
PR	SWE	64-58
PR	JPN	58-60

#### CHN - China

No.	Name	Pos	Age	Sport Class	Current Games Statistics							
					PPG	FG%	3FG%	FT%	RPG	APG	MPG (GP)	
4	CHEN Guojun	C	24	4.0	3.0	42	0	67	3.8		12:27 (4)	
5	HUANG Xunan	F	23	4.0	5.8	39	0	100	3.8	0.6	19:23 (5)	
6	YANG Lei	C	25	3.5	5.2	25	0	40	4.0	0.6	25:56 (5)	
7	ZHANG Lei	C	22	4.5	0.0						00:00 (0)	
8	DING Hai	C	21	4.5	12.6	42	33	57	8.6	1.0	24:35 (5)	
9	XU Hang	F	20	2.5	0.7	17			0.7		04:10 (3)	
10	LIN Yin Hai	F	21	3.5	0.0						00:37 (1)	
11	QU Huanjian	F	23	2.0	2.6	29		25	3.6	1.0	27:22 (5)	
12	GUO Yandong	F/G	21	2.0	3.6	53		100	1.6	0.8	16:55 (5)	
13	LI Pengcheng	G	27	2.0	4.2	31		100	1.6	2.6	25:51 (5)	
14	CHEN Haijiang	G	32	2.0	3.0	21		25	2.8	2.2	33:19 (5)	
15	CHEN Qi (C)	F/G	32	1.5	0.8	29			0.2	0.4	14:02 (5)	
Team			24.3		40.6	33	13	60	29.6	9.2		
<b>Coach</b>		XU Yuansheng										
<b>Assistant Coach</b>		ZHAI Yongjun										

CHN Played		
PR	GBR	34-81
PR	ISR	41-80
PR	AUS	44-79
PR	USA	38-97
PR	BRA	46-65

**Legend:**

3FG%	3 Field Goals %	APG	Assists per Game	C	Centre	F	Forward
FG%	Field Goals %	FT%	Free Throws %	G	Guard	GP	Games Played
MPG	Minutes Played per Game	Pos	Playing Position	PPG	Points per Game	PR	Preliminary Round
RPG	Rebounds per Game						





## START LIST

首发名单

### CAN - AUS

**Referee:** WALLAART Edwin Frank (NED)  
**Umpires:** URUNUELA Juan Manuel (ESP); OTTO Jorg-Ulrich (GER)

**Commissioner:** VIVIERS Nico Maritz Malan (RSA)  
**Classifier:** RIBEIRO Maria Sonia (BRA)

#### CAN - Canada

No.	Name	Pos	Age	Sport Class	Current Games Statistics						
					PPG	FG%	3FG%	FT%	RPG	APG	MPG (GP)
4	DUREPOS David	F/G	40	3.5	8.4	39	30	100	2.4	3.3	15:34 (7)
5	ROUILLARD Yvon	F	36	3.0	3.6	50	0	17	2.1	0.1	10:37 (7)
6	HEDGES Robert	F/G	28	2.5	0.2	0		50	0.3	0.2	08:26 (6)
7	PETER Richard	F/G	36	2.5	10.9	51		50	5.6	0.9	28:51 (7)
8	JOHNSON Joey	C	33	4.5	8.4	46	0	45	8.7	2.0	21:19 (7)
9	NORTON Ross	F	35	2.0	2.7	57		1.2	0.7	12:00 (6)	
10	LANCIA Adam	F	28	4.5	3.4	32	50	44	2.1	0.4	05:40 (7)
11	BORISOFF Jaimie (C)	G	38	1.0	3.9	39		60	2.0	2.0	26:39 (7)
12	ANDERSON Patrick	F	29	4.5	20.1	51	30	61	12.4	4.9	26:41 (7)
13	STOUTENBERG Chris	G	31	1.0	2.1	24		50	1.6	1.6	23:20 (7)
14	DINI Abditatch	G	27	1.0	1.7	50		1.4	0.1	17:16 (7)	
15	ENG David	F	31	4.5	5.9	41	50	63	2.3	0.4	13:36 (7)
Team			32.7		70.9	44	31	54	42.0	16.4	
<b>Coach</b>		FROGLEY Mile									
<b>Assistant Coach</b>		TONELLO Jerry					BOWES Paul				

CAN Played		
PR	GER	62-59
PR	RSA	80-55
PR	SWE	62-52
PR	JPN	75-48
PR	IRI	93-62
QF	ISR	55-47
SF	USA	69-62

#### AUS - Australia

No.	Name	Pos	Age	Sport Class	Current Games Statistics						
					PPG	FG%	3FG%	FT%	RPG	APG	MPG (GP)
4	EVESON Justin	F	28	4.5	19.6	65	17	74	8.9	4.1	28:09 (7)
5	SACHS Troy	C	32	4.5	5.4	35		57	3.1	1.3	13:03 (7)
6	STIBNERS Brett	F	29	4.0	3.0	62	0	100	0.8	0.5	06:23 (6)
7	NORRIS Shaun	F/G	23	3.0	11.7	44	0	47	4.9	3.1	29:12 (7)
8	HARTNETT Michael	G	26	1.0	1.0	25	0	50	0.4	0.3	23:13 (7)
9	KNOWLES Tristan	F	25	4.0	4.3	46	40	0	1.7	0.7	08:20 (6)
10	KING Adrian	F	36	2.0	2.6	30	0	50	1.6	1.4	11:39 (7)
11	SIMMONS Tige	G	31	1.0	0.3	17		0.4			07:49 (7)
12	MIZENS Grant	G	31	2.0	1.1	40		0	2.0	0.3	14:14 (7)
13	ALCOTT Dylan	G	17	1.0	2.3	47	25	50		0.1	07:32 (7)
14	DOWLER Brendan	G	40	1.0	1.0	43		50	0.7		26:19 (7)
15	NESS Brad (C)	C	33	4.5	18.0	53	0	67	9.9	2.0	26:14 (7)
Team			29.3		69.3	48	14	62	34.0	13.7	
<b>Coach</b>		ETTRIDGE Benjamin James									
<b>Assistant Coach</b>		FRIDAY Craig Anthony									

AUS Played		
PR	BRA	73-72
PR	GBR	67-48
PR	CHN	79-44
PR	ISR	66-59
PR	USA	61-68
QF	JPN	72-52
SF	GBR	67-54

**Legend:**

3FG%	3 Field Goals %	APG	Assists per Game	C	Centre	F	Forward
FG%	Field Goals %	FT%	Free Throws %	G	Guard	GP	Games Played
MPG	Minutes Played per Game	Pos	Playing Position	PPG	Points per Game	PR	Preliminary Round
QF	Quarterfinal	RPG	Rebounds per Game	SF	Semifinal		



## PLAY BY PLAY

文字比分播报

CAN 32 vs 28 AUS

Attendance: 12000

Scoring by 5 min intervals:

	Q1		Q2	
CAN	5	17	27	32
AUS	10	16	24	28

### FIRST QUARTER

#### Quarter Starters:

**CAN** 7 PETER R                      8 JOHNSON J                      11 BORISOFF J                      12 ANDERSON P                      13 STOUTENBERG C  
**AUS** 4 EVESON J                      7 NORRIS S                      8 HARTNETT M                      14 DOWLER B                      15 NESS B

Game Time	CAN - Canada	Score	Lead	AUS - Australia
10:00	7 PETER R Player IN <<-----			
10:00	8 JOHNSON J Player IN <<-----			
10:00	11 BORISOFF J Player IN <<-----			
10:00	12 ANDERSON P Player IN <<-----			
10:00	13 STOUTENBERG C Player IN <<-----			
10:00				4 EVESON J Player IN <<-----
10:00				7 NORRIS S Player IN <<-----
10:00				8 HARTNETT M Player IN <<-----
10:00				14 DOWLER B Player IN <<-----
10:00				15 NESS B Player IN <<-----
10:00	12 ANDERSON P Tap off lost			15 NESS B Tap off won
09:46				15 NESS B 2-Pts missed (2 out)
09:44	8 JOHNSON J Defensive Rebound			
09:34	12 ANDERSON P Foul On			
09:34				4 EVESON J Personal foul
09:34	12 ANDERSON P Free Throw missed (1 Out)			
09:34	12 ANDERSON P Free Throw missed (1 Out)			
09:30				7 NORRIS S Defensive Rebound
09:16		0-2	-2	7 NORRIS S 2-Pts paint made (2 In)
08:59	7 PETER R 2 Pts paint missed (2 Out)			
08:57	12 ANDERSON P Offensive Rebound			
08:57	12 ANDERSON P 2 Pts paint missed (2 Out)			
08:55				4 EVESON J Defensive Rebound
08:43		0-4	-4	4 EVESON J 2-Pts paint made (2 In)
08:41				7 NORRIS S Assist
08:26	12 ANDERSON P 2 Pts paint missed (2 Out)			
08:25				4 EVESON J Defensive Rebound
08:15				7 NORRIS S 2 Pts paint missed (2 Out)
08:13				15 NESS B Offensive Rebound
08:13				15 NESS B 2 Pts paint missed (2 Out)
08:11				7 NORRIS S Offensive Rebound
08:11				7 NORRIS S 2 Pts paint missed (2 Out)
08:09				7 NORRIS S Offensive Rebound
08:09				7 NORRIS S 2 Pts paint missed (2 Out)



## PLAY BY PLAY

文字比分播报

CAN 32 vs 28 AUS

Attendance: 12000

Game Time	CAN - Canada	Score	Lead	AUS - Australia
08:05				8 HARTNETT M Offensive Rebound
08:05	Time out			
07:43				4 EVESON J 2-Pts missed (2 out)
07:41	12 ANDERSON P Defensive Rebound			
07:30	11 BORISOFF J 2-Pts paint made (2 In)	2-4	-2	
07:28	12 ANDERSON P Assist			
07:12	12 ANDERSON P Personal foul			
07:12				4 EVESON J Foul On
06:59				7 NORRIS S 2-Pts missed (2 out)
06:58	8 JOHNSON J Defensive Rebound			
06:44	11 BORISOFF J 2-Pts missed (2 out)			
06:43				4 EVESON J Defensive Rebound
06:26		2-6	-4	14 DOWLER B 2-Pts paint made (2 In)
06:26				14 DOWLER B Foul On
06:26	11 BORISOFF J Personal foul			
06:26				15 NESS B Assist
06:26				14 DOWLER B Free Throw missed (1 Out)
06:23	12 ANDERSON P Defensive Rebound			
06:09				15 NESS B Personal foul
06:09	12 ANDERSON P Foul On			
05:48	12 ANDERSON P Turnover			
05:48				4 EVESON J Steal
05:38		2-8	-6	15 NESS B 2-Pts paint made (2 In)
05:37				7 NORRIS S Assist
05:19	12 ANDERSON P 3-Pts made (3 In)	5-8	-3	
05:05		5-10	-5	7 NORRIS S 2-Pts paint made (2 In)
05:03				4 EVESON J Assist
04:49	13 STOUTENBERG C 2-Pts made (2 In)	7-10	-3	
04:47	8 JOHNSON J Assist			
04:20		7-12	-5	4 EVESON J 2-Pts paint made (2 In)
04:18				15 NESS B Assist
04:02				4 EVESON J Personal foul
04:02	8 JOHNSON J Foul On			
03:57	7 PETER R 2-Pts paint made (2 In)	9-12	-3	
03:55	13 STOUTENBERG C Assist			
03:37		9-14	-5	4 EVESON J 2-Pts paint made (2 In)
03:36				15 NESS B Assist
03:26				4 EVESON J Personal foul
03:26	12 ANDERSON P Foul On			
03:26				4 EVESON J Player OUT ---->>
03:26				5 SACHS T Player IN <<----
03:26	12 ANDERSON P Free Throw missed (1 Out)			



## PLAY BY PLAY

文字比分播报

CAN 32 vs 28 AUS

Attendance: 12000

Game Time	CAN - Canada	Score	Lead	AUS - Australia
03:26	12 ANDERSON P Free Throw made (1 In)	10-14	-4	
03:06		10-16	-6	8 HARTNETT M 2-Pts made (2 In)
03:01				5 SACHS T Assist
02:36	13 STOUTENBERG C Turnover			
02:36				5 SACHS T Steal
02:15	12 ANDERSON P Steal			
02:15				7 NORRIS S Turnover
02:09				14 DOWLER B Personal foul
02:09	8 JOHNSON J Foul On			
02:09	8 JOHNSON J Free Throw made (1 In)	11-16	-5	
02:08	8 JOHNSON J Free Throw missed (1 Out)			
02:06				5 SACHS T Defensive Rebound
01:50				15 NESS B 2 Pts paint missed (2 Out)
01:44	12 ANDERSON P Defensive Rebound			
01:33	8 JOHNSON J Foul On			
01:33				5 SACHS T Personal foul
01:33	14 DINI A Player IN <<----			
01:33	11 BORISOFF J Player OUT ---->>			
01:33	8 JOHNSON J Free Throw missed (1 Out)			
01:33	8 JOHNSON J Free Throw made (1 In)	12-16	-4	
01:33	8 JOHNSON J Player OUT ---->>			
01:33	15 ENG D Player IN <<----			
01:15				7 NORRIS S 2 Pts paint missed (2 Out)
01:13	13 STOUTENBERG C Defensive Rebound			
01:10	7 PETER R 2-Pts paint made (2 In)	14-16	-2	
01:08	12 ANDERSON P Assist			
01:07	7 PETER R Fast Break			
01:01	15 ENG D Personal foul			
01:01				5 SACHS T Foul On
00:46				15 NESS B 2 Pts paint missed (2 Out)
00:43	13 STOUTENBERG C Defensive Rebound			
00:23	15 ENG D 3-Pts made (3 In)	17-16	+1	
00:21	13 STOUTENBERG C Assist			
00:10				5 SACHS T Turnover
00:00	12 ANDERSON P 3-Pts missed (3 Out)			
00:00				15 NESS B Defensive Rebound

## SECOND QUARTER

### Quarter Starters:

**CAN** 7 PETER R                      8 JOHNSON J                      11 BORISOFF J                      12 ANDERSON P                      14 DINI A  
**AUS** 15 NESS B                      14 DOWLER B                      7 NORRIS S                      5 SACHS T                      8 HARTNETT M

Game Time	CAN - Canada	Score	Lead	AUS - Australia
10:00	7 PETER R Player IN <<----			



## PLAY BY PLAY

文字比分播报

CAN 32 vs 28 AUS

Attendance: 12000

Game Time	CAN - Canada	Score	Lead	AUS - Australia
10:00	8 JOHNSON J Player IN <<----			
10:00	11 BORISOFF J Player IN <<----			
10:00	12 ANDERSON P Player IN <<----			
10:00	14 DINI A Player IN <<----			
10:00				15 NESS B Player IN <<----
10:00				14 DOWLER B Player IN <<----
10:00				7 NORRIS S Player IN <<----
10:00				5 SACHS T Player IN <<----
10:00				8 HARTNETT M Player IN <<----
09:59	7 PETER R Tap off situation, throw-in			
09:42	12 ANDERSON P 2-Pts made (2 In)	19-16	+3	
09:42	7 PETER R Assist			
09:24		19-18	+1	5 SACHS T 2-Pts paint made (2 In)
09:22				7 NORRIS S Assist
09:06				7 NORRIS S Personal foul
09:06	12 ANDERSON P Foul On			
08:54	7 PETER R 2 Pts paint missed (2 Out)			
08:52				5 SACHS T Defensive Rebound
08:38				5 SACHS T 2 Pts paint missed (2 Out)
08:36	12 ANDERSON P Defensive Rebound			
08:34	8 JOHNSON J Turnover			
08:15				8 HARTNETT M 2-Pts missed (2 out)
08:13	12 ANDERSON P Defensive Rebound			
08:02	7 PETER R 2-Pts paint made (2 In)	21-18	+3	
07:59	12 ANDERSON P Assist			
07:46				15 NESS B Turnover
07:32	12 ANDERSON P 2-Pts paint made (2 In)	23-18	+5	
07:09		23-20	+3	5 SACHS T 2-Pts made (2 In)
06:54	14 DINI A Offensive foul			
06:54	14 DINI A Turnover			
06:54				5 SACHS T Foul On
06:54				5 SACHS T Steal
06:44		23-22	+1	5 SACHS T 2-Pts paint made (2 In)
06:44				5 SACHS T Foul On
06:44				15 NESS B Assist
06:44	14 DINI A Personal foul			
06:44	5 ROUILLARD Y Player IN <<----			
06:44	13 STOUTENBERG C Player IN <<----			
06:44	7 PETER R Player OUT ---->>			
06:44	14 DINI A Player OUT ---->>			
06:44				5 SACHS T Free Throw missed (1 Out)
06:41	12 ANDERSON P Defensive Rebound			



## PLAY BY PLAY

文字比分播报

CAN 32 vs 28 AUS

Attendance: 12000

Game Time	CAN - Canada	Score	Lead	AUS - Australia
06:30	5 ROUILLARD Y 2 Pts paint missed (2 Out)			
06:29	8 JOHNSON J Offensive Rebound			
06:29	8 JOHNSON J 2-Pts paint made (2 In)	25-22	+3	
06:10				5 SACHS T 2-Pts missed (2 out)
06:09	8 JOHNSON J Defensive Rebound			
05:46	12 ANDERSON P Turnover			
05:46				5 SACHS T Steal
05:41	13 STOUTENBERG C Personal foul			
05:41				15 NESS B Foul On
05:41				Time out
05:41				6 STIBNERS B Player IN <<----
05:41				13 ALCOTT D Player IN <<----
05:41				9 KNOWLES T Player IN <<----
05:41				5 SACHS T Player OUT ---->>
05:41				8 HARTNETT M Player OUT ---->>
05:41				14 DOWLER B Player OUT ---->>
05:41				15 NESS B Player OUT ---->>
05:41				12 MIZENS G Player IN <<----
05:26				9 KNOWLES T Turnover
05:26	12 ANDERSON P Steal			
05:20	12 ANDERSON P Fast Break			
05:18	12 ANDERSON P 2-Pts paint made (2 In)	27-22	+5	
05:07		27-24	+3	7 NORRIS S 2-Pts paint made (2 In)
04:55	11 BORISOFF J 2 Pts paint missed (2 Out)			
04:54	8 JOHNSON J Offensive Rebound			
04:54	8 JOHNSON J 2 Pts paint missed (2 Out)			
04:52				7 NORRIS S Defensive Rebound
04:35		27-26	+1	7 NORRIS S 2-Pts paint made (2 In)
04:31				13 ALCOTT D Assist
04:18				9 KNOWLES T Personal foul
04:18	12 ANDERSON P Foul On			
04:06	13 STOUTENBERG C 2-Pts made (2 In)	29-26	+3	
04:05	11 BORISOFF J Assist			
03:39		29-28	+1	6 STIBNERS B 2-Pts paint made (2 In)
03:36				7 NORRIS S Assist
03:10	13 STOUTENBERG C 2-Pts missed (2 out)			
03:08				12 MIZENS G Defensive Rebound
03:02	8 JOHNSON J Steal			
03:02				6 STIBNERS B Turnover
03:02				6 STIBNERS B Offensive foul
02:58	8 JOHNSON J Steal			
03:02	8 JOHNSON J Foul On			



## PLAY BY PLAY

文字比分播报

CAN 32 vs 28 AUS

Attendance: 12000

Game Time	CAN - Canada	Score	Lead	AUS - Australia
03:01	7 PETER R Player IN <<----			
03:01	5 ROUILLARD Y Player OUT ---->>			
02:42	13 STOUTENBERG C 2-Pts made (2 In)	31-28	+3	
02:40	7 PETER R Assist			
02:24				13 ALCOTT D 3-Pts missed (3 Out)
02:21	12 ANDERSON P Defensive Rebound			
02:15	12 ANDERSON P Offensive foul			
02:15	12 ANDERSON P Turnover			
02:15				12 MIZENS G Foul On
02:15				12 MIZENS G Steal
01:57				13 ALCOTT D 3-Pts missed (3 Out)
01:55	12 ANDERSON P Defensive Rebound			
01:47	8 JOHNSON J Turnover			
01:47	10 LANCIA A Player IN <<----			
01:47	12 ANDERSON P Player OUT ---->>			
01:38				9 KNOWLES T 3-Pts missed (3 Out)
01:37	Defensive Rebound			
01:22	13 STOUTENBERG C 2 Pts paint missed (2 Out)			
01:17	8 JOHNSON J Offensive Rebound			
01:17	8 JOHNSON J 2 Pts paint missed (2 Out)			
01:13				12 MIZENS G Defensive Rebound
01:04				6 STIBNERS B Turnover
00:55				13 ALCOTT D Personal foul
00:55	11 BORISOFF J Foul On			
00:55				14 DOWLER B Player IN <<----
00:55				13 ALCOTT D Player OUT ---->>
00:45	13 STOUTENBERG C Turnover			
00:33				Time out
00:27				7 NORRIS S 3-Pts missed (3 Out)
00:25	8 JOHNSON J Defensive Rebound			
00:14				9 KNOWLES T Personal foul
00:14	8 JOHNSON J Foul On			
00:14	12 ANDERSON P Player IN <<----			
00:14	10 LANCIA A Player OUT ---->>			
00:14				15 NESS B Player IN <<----
00:14				5 SACHS T Player IN <<----
00:14				11 SIMMONS T Player IN <<----
00:14				9 KNOWLES T Player OUT ---->>
00:14				6 STIBNERS B Player OUT ---->>
00:14				12 MIZENS G Player OUT ---->>
00:14	8 JOHNSON J Free Throw made (1 In)	32-28	+4	
00:13	8 JOHNSON J Free Throw missed (1 Out)			



PLAY BY PLAY

文字比分播报

CAN 32 vs 28 AUS

Attendance: 12000

Game Time	CAN - Canada	Score	Lead	AUS - Australia
00:10				15 NESS B Defensive Rebound
00:00				5 SACHS T 2-Pts missed (2 out)





## PLAY BY PLAY

文字比分播报

CAN 60 vs 72 AUS

Attendance: 12000

Scoring by 5 min intervals:		Q1		Q2		Q3		Q4	
CAN		5	17	27	32	39	47	54	60
AUS		10	16	24	28	38	54	60	72

### FIRST QUARTER

#### Quarter Starters:

**CAN** 7 PETER R                      8 JOHNSON J                      11 BORISOFF J                      12 ANDERSON P                      13 STOUTENBERG C  
**AUS** 4 EVESON J                      7 NORRIS S                      8 HARTNETT M                      14 DOWLER B                      15 NESS B

Game Time	CAN - Canada	Score	Lead	AUS - Australia
10:00	7 PETER R Player IN <<-----			
10:00	8 JOHNSON J Player IN <<-----			
10:00	11 BORISOFF J Player IN <<-----			
10:00	12 ANDERSON P Player IN <<-----			
10:00	13 STOUTENBERG C Player IN <<-----			
10:00				4 EVESON J Player IN <<-----
10:00				7 NORRIS S Player IN <<-----
10:00				8 HARTNETT M Player IN <<-----
10:00				14 DOWLER B Player IN <<-----
10:00				15 NESS B Player IN <<-----
10:00	12 ANDERSON P Tap off lost			15 NESS B Tap off won
09:46				15 NESS B 2-Pts missed (2 out)
09:44	8 JOHNSON J Defensive Rebound			
09:34	12 ANDERSON P Foul On			
09:34				4 EVESON J Personal foul
09:34	12 ANDERSON P Free Throw missed (1 Out)			
09:34	12 ANDERSON P Free Throw missed (1 Out)			
09:30				7 NORRIS S Defensive Rebound
09:16		0-2	-2	7 NORRIS S 2-Pts paint made (2 In)
08:59	7 PETER R 2 Pts paint missed (2 Out)			
08:57	12 ANDERSON P Offensive Rebound			
08:57	12 ANDERSON P 2 Pts paint missed (2 Out)			
08:55				4 EVESON J Defensive Rebound
08:43		0-4	-4	4 EVESON J 2-Pts paint made (2 In)
08:41				7 NORRIS S Assist
08:26	12 ANDERSON P 2 Pts paint missed (2 Out)			
08:25				4 EVESON J Defensive Rebound
08:15				7 NORRIS S 2 Pts paint missed (2 Out)
08:13				15 NESS B Offensive Rebound
08:13				15 NESS B 2 Pts paint missed (2 Out)
08:11				7 NORRIS S Offensive Rebound
08:11				7 NORRIS S 2 Pts paint missed (2 Out)
08:09				7 NORRIS S Offensive Rebound
08:09				7 NORRIS S 2 Pts paint missed (2 Out)



## PLAY BY PLAY

文字比分播报

CAN 60 vs 72 AUS

Attendance: 12000

Game Time	CAN - Canada	Score	Lead	AUS - Australia
08:05				8 HARTNETT M Offensive Rebound
08:05	Time out			
07:43				4 EVESON J 2-Pts missed (2 out)
07:41	12 ANDERSON P Defensive Rebound			
07:30	11 BORISOFF J 2-Pts paint made (2 In)	2-4	-2	
07:28	12 ANDERSON P Assist			
07:12	12 ANDERSON P Personal foul			
07:12				4 EVESON J Foul On
06:59				7 NORRIS S 2-Pts missed (2 out)
06:58	8 JOHNSON J Defensive Rebound			
06:44	11 BORISOFF J 2-Pts missed (2 out)			
06:43				4 EVESON J Defensive Rebound
06:26		2-6	-4	14 DOWLER B 2-Pts paint made (2 In)
06:26				14 DOWLER B Foul On
06:26	11 BORISOFF J Personal foul			
06:26				15 NESS B Assist
06:26				14 DOWLER B Free Throw missed (1 Out)
06:23	12 ANDERSON P Defensive Rebound			
06:09				15 NESS B Personal foul
06:09	12 ANDERSON P Foul On			
05:48	12 ANDERSON P Turnover			
05:48				4 EVESON J Steal
05:38		2-8	-6	15 NESS B 2-Pts paint made (2 In)
05:37				7 NORRIS S Assist
05:19	12 ANDERSON P 3-Pts made (3 In)	5-8	-3	
05:05		5-10	-5	7 NORRIS S 2-Pts paint made (2 In)
05:03				4 EVESON J Assist
04:49	13 STOUTENBERG C 2-Pts made (2 In)	7-10	-3	
04:47	8 JOHNSON J Assist			
04:20		7-12	-5	4 EVESON J 2-Pts paint made (2 In)
04:18				15 NESS B Assist
04:02				4 EVESON J Personal foul
04:02	8 JOHNSON J Foul On			
03:57	7 PETER R 2-Pts paint made (2 In)	9-12	-3	
03:55	13 STOUTENBERG C Assist			
03:37		9-14	-5	4 EVESON J 2-Pts paint made (2 In)
03:36				15 NESS B Assist
03:26				4 EVESON J Personal foul
03:26	12 ANDERSON P Foul On			
03:26				4 EVESON J Player OUT ---->>
03:26				5 SACHS T Player IN <<----
03:26	12 ANDERSON P Free Throw missed (1 Out)			



## PLAY BY PLAY

文字比分播报

CAN 60 vs 72 AUS

Attendance: 12000

Game Time	CAN - Canada	Score	Lead	AUS - Australia
03:26	12 ANDERSON P Free Throw made (1 In)	10-14	-4	
03:06		10-16	-6	8 HARTNETT M 2-Pts made (2 In)
03:01				5 SACHS T Assist
02:36	13 STOUTENBERG C Turnover			
02:36				5 SACHS T Steal
02:15	12 ANDERSON P Steal			
02:15				7 NORRIS S Turnover
02:09				14 DOWLER B Personal foul
02:09	8 JOHNSON J Foul On			
02:09	8 JOHNSON J Free Throw made (1 In)	11-16	-5	
02:08	8 JOHNSON J Free Throw missed (1 Out)			
02:06				5 SACHS T Defensive Rebound
01:50				15 NESS B 2 Pts paint missed (2 Out)
01:44	12 ANDERSON P Defensive Rebound			
01:33	8 JOHNSON J Foul On			
01:33				5 SACHS T Personal foul
01:33	14 DINI A Player IN <<----			
01:33	11 BORISOFF J Player OUT ---->>			
01:33	8 JOHNSON J Free Throw missed (1 Out)			
01:33	8 JOHNSON J Free Throw made (1 In)	12-16	-4	
01:33	8 JOHNSON J Player OUT ---->>			
01:33	15 ENG D Player IN <<----			
01:15				7 NORRIS S 2 Pts paint missed (2 Out)
01:13	13 STOUTENBERG C Defensive Rebound			
01:10	7 PETER R 2-Pts paint made (2 In)	14-16	-2	
01:08	12 ANDERSON P Assist			
01:07	7 PETER R Fast Break			
01:01	15 ENG D Personal foul			
01:01				5 SACHS T Foul On
00:46				15 NESS B 2 Pts paint missed (2 Out)
00:43	13 STOUTENBERG C Defensive Rebound			
00:23	15 ENG D 3-Pts made (3 In)	17-16	+1	
00:21	13 STOUTENBERG C Assist			
00:10				5 SACHS T Turnover
00:00	12 ANDERSON P 3-Pts missed (3 Out)			
00:00				15 NESS B Defensive Rebound

## SECOND QUARTER

### Quarter Starters:

CAN 7 PETER R                      8 JOHNSON J                      11 BORISOFF J                      12 ANDERSON P                      14 DINI A  
AUS 15 NESS B                      14 DOWLER B                      7 NORRIS S                      5 SACHS T                      8 HARTNETT M

Game Time	CAN - Canada	Score	Lead	AUS - Australia
10:00	7 PETER R Player IN <<----			



## PLAY BY PLAY

文字比分播报

CAN 60 vs 72 AUS

Attendance: 12000

Game Time	CAN - Canada	Score	Lead	AUS - Australia
10:00	8 JOHNSON J Player IN <<----			
10:00	11 BORISOFF J Player IN <<----			
10:00	12 ANDERSON P Player IN <<----			
10:00	14 DINI A Player IN <<----			
10:00				15 NESS B Player IN <<----
10:00				14 DOWLER B Player IN <<----
10:00				7 NORRIS S Player IN <<----
10:00				5 SACHS T Player IN <<----
10:00				8 HARTNETT M Player IN <<----
09:59	7 PETER R Tap off situation, throw-in			
09:42	12 ANDERSON P 2-Pts made (2 In)	19-16	+3	
09:42	7 PETER R Assist			
09:24		19-18	+1	5 SACHS T 2-Pts paint made (2 In)
09:22				7 NORRIS S Assist
09:06				7 NORRIS S Personal foul
09:06	12 ANDERSON P Foul On			
08:54	7 PETER R 2 Pts paint missed (2 Out)			
08:52				5 SACHS T Defensive Rebound
08:38				5 SACHS T 2 Pts paint missed (2 Out)
08:36	12 ANDERSON P Defensive Rebound			
08:34	8 JOHNSON J Turnover			
08:15				8 HARTNETT M 2-Pts missed (2 out)
08:13	12 ANDERSON P Defensive Rebound			
08:02	7 PETER R 2-Pts paint made (2 In)	21-18	+3	
07:59	12 ANDERSON P Assist			
07:46				15 NESS B Turnover
07:32	12 ANDERSON P 2-Pts paint made (2 In)	23-18	+5	
07:09		23-20	+3	5 SACHS T 2-Pts made (2 In)
06:54	14 DINI A Offensive foul			
06:54	14 DINI A Turnover			
06:54				5 SACHS T Foul On
06:54				5 SACHS T Steal
06:44		23-22	+1	5 SACHS T 2-Pts paint made (2 In)
06:44				5 SACHS T Foul On
06:44				15 NESS B Assist
06:44	14 DINI A Personal foul			
06:44	5 ROUILLARD Y Player IN <<----			
06:44	13 STOUTENBERG C Player IN <<----			
06:44	7 PETER R Player OUT ---->>			
06:44	14 DINI A Player OUT ---->>			
06:44				5 SACHS T Free Throw missed (1 Out)
06:41	12 ANDERSON P Defensive Rebound			



## PLAY BY PLAY

文字比分播报

CAN 60 vs 72 AUS

Attendance: 12000

Game Time	CAN - Canada	Score	Lead	AUS - Australia
06:30	5 ROUILLARD Y 2 Pts paint missed (2 Out)			
06:29	8 JOHNSON J Offensive Rebound			
06:29	8 JOHNSON J 2-Pts paint made (2 In)	25-22	+3	
06:10				5 SACHS T 2-Pts missed (2 out)
06:09	8 JOHNSON J Defensive Rebound			
05:46	12 ANDERSON P Turnover			
05:46				5 SACHS T Steal
05:41	13 STOUTENBERG C Personal foul			
05:41				15 NESS B Foul On
05:41				Time out
05:41				6 STIBNERS B Player IN <<----
05:41				13 ALCOTT D Player IN <<----
05:41				9 KNOWLES T Player IN <<----
05:41				5 SACHS T Player OUT ---->>
05:41				8 HARTNETT M Player OUT ---->>
05:41				14 DOWLER B Player OUT ---->>
05:41				15 NESS B Player OUT ---->>
05:41				12 MIZENS G Player IN <<----
05:26				9 KNOWLES T Turnover
05:26	12 ANDERSON P Steal			
05:20	12 ANDERSON P Fast Break			
05:18	12 ANDERSON P 2-Pts paint made (2 In)	27-22	+5	
05:07		27-24	+3	7 NORRIS S 2-Pts paint made (2 In)
04:55	11 BORISOFF J 2 Pts paint missed (2 Out)			
04:54	8 JOHNSON J Offensive Rebound			
04:54	8 JOHNSON J 2 Pts paint missed (2 Out)			
04:52				7 NORRIS S Defensive Rebound
04:35		27-26	+1	7 NORRIS S 2-Pts paint made (2 In)
04:31				13 ALCOTT D Assist
04:18				9 KNOWLES T Personal foul
04:18	12 ANDERSON P Foul On			
04:06	13 STOUTENBERG C 2-Pts made (2 In)	29-26	+3	
04:05	11 BORISOFF J Assist			
03:39		29-28	+1	6 STIBNERS B 2-Pts paint made (2 In)
03:36				7 NORRIS S Assist
03:10	13 STOUTENBERG C 2-Pts missed (2 out)			
03:08				12 MIZENS G Defensive Rebound
03:02	8 JOHNSON J Steal			
03:02				6 STIBNERS B Turnover
03:02				6 STIBNERS B Offensive foul
02:58	8 JOHNSON J Steal			
03:02	8 JOHNSON J Foul On			



## PLAY BY PLAY

文字比分播报

CAN 60 vs 72 AUS

Attendance: 12000

Game Time	CAN - Canada	Score	Lead	AUS - Australia
03:01	7 PETER R Player IN <<----			
03:01	5 ROUILLARD Y Player OUT ---->>			
02:42	13 STOUTENBERG C 2-Pts made (2 In)	31-28	+3	
02:40	7 PETER R Assist			
02:24				13 ALCOTT D 3-Pts missed (3 Out)
02:21	12 ANDERSON P Defensive Rebound			
02:15	12 ANDERSON P Offensive foul			
02:15	12 ANDERSON P Turnover			
02:15				12 MIZENS G Foul On
02:15				12 MIZENS G Steal
01:57				13 ALCOTT D 3-Pts missed (3 Out)
01:55	12 ANDERSON P Defensive Rebound			
01:47	8 JOHNSON J Turnover			
01:47	10 LANCIA A Player IN <<----			
01:47	12 ANDERSON P Player OUT ---->>			
01:38				9 KNOWLES T 3-Pts missed (3 Out)
01:37	Defensive Rebound			
01:22	13 STOUTENBERG C 2 Pts paint missed (2 Out)			
01:17	8 JOHNSON J Offensive Rebound			
01:17	8 JOHNSON J 2 Pts paint missed (2 Out)			
01:13				12 MIZENS G Defensive Rebound
01:04				6 STIBNERS B Turnover
00:55				13 ALCOTT D Personal foul
00:55	11 BORISOFF J Foul On			
00:55				14 DOWLER B Player IN <<----
00:55				13 ALCOTT D Player OUT ---->>
00:45	13 STOUTENBERG C Turnover			
00:33				Time out
00:27				7 NORRIS S 3-Pts missed (3 Out)
00:25	8 JOHNSON J Defensive Rebound			
00:14				9 KNOWLES T Personal foul
00:14	8 JOHNSON J Foul On			
00:14	12 ANDERSON P Player IN <<----			
00:14	10 LANCIA A Player OUT ---->>			
00:14				15 NESS B Player IN <<----
00:14				5 SACHS T Player IN <<----
00:14				11 SIMMONS T Player IN <<----
00:14				9 KNOWLES T Player OUT ---->>
00:14				6 STIBNERS B Player OUT ---->>
00:14				12 MIZENS G Player OUT ---->>
00:14	8 JOHNSON J Free Throw made (1 In)	32-28	+4	
00:13	8 JOHNSON J Free Throw missed (1 Out)			



## PLAY BY PLAY

文字比分播报

CAN 60 vs 72 AUS

Attendance: 12000

Game Time	CAN - Canada	Score	Lead	AUS - Australia
00:10				15 NESS B Defensive Rebound
00:00				5 SACHS T 2-Pts missed (2 out)

### THIRD QUARTER

#### Quarter Starters:

**CAN** 4 DUREPOS D      6 HEDGES R      7 PETER R      11 BORISOFF J      12 ANDERSON P  
**AUS** 7 NORRIS S      4 EVESON J      8 HARTNETT M      14 DOWLER B      15 NESS B

Game Time	CAN - Canada	Score	Lead	AUS - Australia
10:00	4 DUREPOS D Player IN <<----			
10:00	6 HEDGES R Player IN <<----			
10:00	7 PETER R Player IN <<----			
10:00	11 BORISOFF J Player IN <<----			
10:00	12 ANDERSON P Player IN <<----			
10:00				7 NORRIS S Player IN <<----
10:00				4 EVESON J Player IN <<----
10:00				8 HARTNETT M Player IN <<----
10:00				14 DOWLER B Player IN <<----
10:00				15 NESS B Player IN <<----
09:59				Tap off situation, throw-in
09:39		32-30	+2	15 NESS B 2-Pts paint made (2 In)
09:38				4 EVESON J Assist
09:15	4 DUREPOS D 2-Pts missed (2 out)			
09:13	12 ANDERSON P Offensive Rebound			
09:08	4 DUREPOS D 2-Pts made (2 In)	34-30	+4	
09:06	12 ANDERSON P Assist			
08:59				8 HARTNETT M Offensive foul
08:59				8 HARTNETT M Turnover
08:59	7 PETER R Foul On			
08:59	7 PETER R Steal			
08:48	7 PETER R 2-Pts paint made (2 In)	36-30	+6	
08:47	4 DUREPOS D Assist			
08:36				15 NESS B 2 Pts paint missed (2 Out)
08:34	12 ANDERSON P Defensive Rebound			
08:17				15 NESS B Personal foul
08:17	12 ANDERSON P Foul On			
08:17	12 ANDERSON P Free Throw made (1 In)	37-30	+7	
08:16	12 ANDERSON P Free Throw missed (1 Out)			
08:13				15 NESS B Defensive Rebound
07:48		37-32	+5	4 EVESON J 2-Pts made (2 In)
07:29	4 DUREPOS D 2-Pts missed (2 out)			
07:29				4 EVESON J Defensive Rebound
07:29	4 DUREPOS D Personal foul			



## PLAY BY PLAY

文字比分播报

CAN 60 vs 72 AUS

Attendance: 12000

Game Time	CAN - Canada	Score	Lead	AUS - Australia
07:29				15 NESS B Foul On
07:18				8 HARTNETT M 2 Pts paint missed (2 Out)
07:18	Defensive Rebound			
07:03	6 HEDGES R Turnover			
07:03				15 NESS B Steal
06:52		37-34	+3	4 EVESON J 2-Pts paint made (2 In)
06:50				15 NESS B Assist
06:28	12 ANDERSON P 2 Pts paint missed (2 Out)			
06:27	7 PETER R Offensive Rebound			
06:25	12 ANDERSON P Turnover			
06:08		37-36	+1	7 NORRIS S 2-Pts paint made (2 In)
06:07				4 EVESON J Assist
05:47	6 HEDGES R Turnover			
05:47				10 KING A Player IN <<----
05:47				12 MIZENS G Player IN <<----
05:47	8 JOHNSON J Player IN <<----			
05:47	13 STOUTENBERG C Player IN <<----			
05:47	4 DUREPOS D Player OUT ---->>			
05:47	6 HEDGES R Player OUT ---->>			
05:47				7 NORRIS S Player OUT ---->>
05:47				8 HARTNETT M Player OUT ---->>
05:39	7 PETER R Personal foul			
05:39				10 KING A Foul On
05:39		37-37	0	10 KING A Free Throw made (1 In)
05:39		37-38	-1	10 KING A Free Throw made (1 In)
05:15	12 ANDERSON P 2 Pts paint missed (2 Out)			
05:14	8 JOHNSON J Offensive Rebound			
05:14	8 JOHNSON J 2-Pts paint made (2 In)	39-38	+1	
04:56				15 NESS B 2 Pts paint missed (2 Out)
04:56				15 NESS B Offensive Rebound
04:56		39-40	-1	15 NESS B 2-Pts paint made (2 In)
04:56	Time out			
04:40	8 JOHNSON J 2-Pts paint made (2 In)	41-40	+1	
04:39	12 ANDERSON P Assist			
04:18		41-42	-1	4 EVESON J 2-Pts paint made (2 In)
04:18				4 EVESON J Foul On
04:18	12 ANDERSON P Personal foul			
04:18				14 DOWLER B Assist
04:18		41-43	-2	4 EVESON J Free Throw made (1 In)
04:08				14 DOWLER B Personal foul
04:08	8 JOHNSON J Foul On			
04:08	8 JOHNSON J Free Throw made (1 In)	42-43	-1	





## PLAY BY PLAY

文字比分播报

CAN 60 vs 72 AUS

Attendance: 12000

Game Time	CAN - Canada	Score	Lead	AUS - Australia
04:08	8 JOHNSON J Free Throw made (1 In)	43-43	0	
03:48	8 JOHNSON J Personal foul			
03:48				4 EVESON J Foul On
03:34	7 PETER R Personal foul			
03:34				12 MIZENS G Foul On
03:34				12 MIZENS G Free Throw missed (1 Out)
03:33		43-44	-1	12 MIZENS G Free Throw made (1 In)
03:18	12 ANDERSON P 3-Pts missed (3 Out)			
03:16				14 DOWLER B Defensive Rebound
03:15	11 BORISOFF J Personal foul			
03:15				4 EVESON J Foul On
03:15		43-45	-2	4 EVESON J Free Throw made (1 In)
03:15		43-46	-3	4 EVESON J Free Throw made (1 In)
03:15	15 ENG D Player IN <<----			
03:15	8 JOHNSON J Player OUT ---->>			
02:54	11 BORISOFF J 2-Pts missed (2 out)			
02:53				4 EVESON J Defensive Rebound
02:46				14 DOWLER B Turnover
02:46				6 STIBNERS B Player IN <<----
02:46				4 EVESON J Player OUT ---->>
02:30	7 PETER R Foul On			
02:30				10 KING A Personal foul
02:30	7 PETER R Free Throw missed (1 Out)			
02:30	7 PETER R Free Throw made (1 In)	44-46	-2	
02:22	15 ENG D Personal foul			
02:22				5 SACHS T Foul On
02:22				6 STIBNERS B Player OUT ---->>
02:22				5 SACHS T Player IN <<----
02:22				6 STIBNERS B Player IN <<----
02:22				15 NESS B Player OUT ---->>
02:17		44-47	-3	5 SACHS T Free Throw made (1 In)
02:16		44-48	-4	5 SACHS T Free Throw made (1 In)
02:15				6 STIBNERS B Personal foul
02:15	12 ANDERSON P Foul On			
02:15	12 ANDERSON P Free Throw missed (1 Out)			
02:15	12 ANDERSON P Free Throw made (1 In)	45-48	-3	
02:15				11 SIMMONS T Player IN <<----
02:15				7 NORRIS S Player IN <<----
02:15				12 MIZENS G Player OUT ---->>
02:15				14 DOWLER B Player OUT ---->>
02:04				6 STIBNERS B Turnover
01:51	13 STOUTENBERG C Turnover			



## PLAY BY PLAY

文字比分播报

CAN 60 vs 72 AUS

Attendance: 12000

Game Time	CAN - Canada	Score	Lead	AUS - Australia
01:51				7 NORRIS S Steal
01:51	13 STOUTENBERG C Personal foul			
01:51				5 SACHS T Foul On
01:51	14 DINI A Player IN <<----			
01:51	13 STOUTENBERG C Player OUT ---->>			
01:51		45-49	-4	5 SACHS T Free Throw made (1 In)
01:51		45-50	-5	5 SACHS T Free Throw made (1 In)
01:30	7 PETER R 2 Pts paint missed (2 Out)			
01:29				6 STIBNERS B Defensive Rebound
01:23	15 ENG D Personal foul			
01:23				5 SACHS T Foul On
01:23		45-51	-6	5 SACHS T Free Throw made (1 In)
01:23		45-52	-7	5 SACHS T Free Throw made (1 In)
01:03	7 PETER R 2 Pts paint missed (2 Out)			
01:01				5 SACHS T Defensive Rebound
00:39		45-54	-9	11 SIMMONS T 2-Pts paint made (2 In)
00:38				6 STIBNERS B Assist
00:23	14 DINI A 2-Pts paint made (2 In)	47-54	-7	
00:21	15 ENG D Assist			
00:01				5 SACHS T 3-Pts missed (3 Out)
00:00				7 NORRIS S Offensive Rebound

## FOURTH QUARTER

### Quarter Starters:

CAN

AUS

Game Time	CAN - Canada	Score	Lead	AUS - Australia
10:00	5 ROUILLARD Y Player IN <<----			
10:00	8 JOHNSON J Player IN <<----			
10:00	12 ANDERSON P Player IN <<----			
10:00	11 BORISOFF J Player IN <<----			
10:00	14 DINI A Player IN <<----			
10:00				4 EVESON J Player IN <<----
10:00				7 NORRIS S Player IN <<----
10:00				8 HARTNETT M Player IN <<----
10:00				14 DOWLER B Player IN <<----
10:00				5 SACHS T Player IN <<----
09:53	Tap off situation, throw-in			
09:46	8 JOHNSON J 2 Pts paint missed (2 Out)			
09:46	8 JOHNSON J Offensive Rebound			
09:46				4 EVESON J Personal foul
09:46	8 JOHNSON J Foul On			



## PLAY BY PLAY

文字比分播报

CAN 60 vs 72 AUS

Attendance: 12000

Game Time	CAN - Canada	Score	Lead	AUS - Australia
09:46	8 JOHNSON J Free Throw missed (1 Out)			
09:46	8 JOHNSON J Free Throw made (1 In)	48-54	-6	
09:27				8 HARTNETT M 2 Pts paint missed (2 Out)
09:27	Defensive Rebound			
09:05	8 JOHNSON J 2 Pts paint missed (2 Out)			
09:04				5 SACHS T Defensive Rebound
08:46				5 SACHS T 2-Pts missed (2 out)
08:44	5 ROUILLARD Y Defensive Rebound			
08:42				5 SACHS T Personal foul
08:42	12 ANDERSON P Foul On			
08:42				15 NESS B Player IN <<----
08:42				4 EVESON J Player OUT ---->>
08:42	12 ANDERSON P Free Throw made (1 In)	49-54	-5	
08:42	12 ANDERSON P Free Throw made (1 In)	50-54	-4	
08:23		50-56	-6	7 NORRIS S 2-Pts paint made (2 In)
08:21				15 NESS B Assist
07:56	12 ANDERSON P 2-Pts made (2 In)	52-56	-4	
07:40				5 SACHS T 2-Pts missed (2 out)
07:37	12 ANDERSON P Defensive Rebound			
07:26	8 JOHNSON J 2 Pts paint missed (2 Out)			
07:24				5 SACHS T Defensive Rebound
07:19				15 NESS B Turnover
07:19	7 PETER R Player IN <<----			
07:19	13 STOUTENBERG C Player IN <<----			
07:19	5 ROUILLARD Y Player OUT ---->>			
07:19	11 BORISOFF J Player OUT ---->>			
07:06	12 ANDERSON P 2-Pts missed (2 out)			
07:04	8 JOHNSON J Offensive Rebound			
06:55	13 STOUTENBERG C 2 Pts paint missed (2 Out)			
06:54	7 PETER R Offensive Rebound			
06:48	13 STOUTENBERG C Turnover			
06:48				7 NORRIS S Steal
06:29				7 NORRIS S 2-Pts missed (2 out)
06:27	14 DINI A Defensive Rebound			
06:24				8 HARTNETT M Personal foul
06:24	7 PETER R Foul On			
06:03	12 ANDERSON P 2-Pts made (2 In)	54-56	-2	
06:01	14 DINI A Assist			
05:32		54-58	-4	5 SACHS T 2-Pts made (2 In)
05:32				15 NESS B Assist
05:21				5 SACHS T Personal foul
05:21	8 JOHNSON J Foul On			



## PLAY BY PLAY

文字比分播报

CAN 60 vs 72 AUS

Attendance: 12000

Game Time	CAN - Canada	Score	Lead	AUS - Australia
05:15	7 PETER R 2 Pts paint missed (2 Out)			
05:13				7 NORRIS S Defensive Rebound
05:02		54-60	-6	7 NORRIS S 2-Pts paint made (2 In)
05:00				15 NESS B Assist
04:44	8 JOHNSON J Turnover			
04:44				5 SACHS T Steal
04:25	Time out			
04:25	11 BORISOFF J Player IN <<----			
04:25	14 DINI A Player OUT ---->>			
04:25				9 KNOWLES T Player IN <<----
04:25				15 NESS B Player OUT ---->>
04:22	7 PETER R Personal foul			
04:22				9 KNOWLES T Foul On
04:22				15 NESS B Player IN <<----
04:22				5 SACHS T Player OUT ---->>
04:22				9 KNOWLES T Free Throw missed (1 Out)
04:22				9 KNOWLES T Free Throw missed (1 Out)
04:22		54-61	-7	9 KNOWLES T Free Throw made (1 In)
04:22				9 KNOWLES T Player OUT ---->>
04:22				5 SACHS T Player IN <<----
04:06	12 ANDERSON P 3-Pts missed (3 Out)			
04:05	11 BORISOFF J Offensive Rebound			
03:58	12 ANDERSON P 3-Pts made (3 In)	57-61	-4	
03:57	8 JOHNSON J Assist			
03:39		57-63	-6	15 NESS B 2-Pts paint made (2 In)
03:38				7 NORRIS S Assist
03:20	7 PETER R 2-Pts paint made (2 In)	59-63	-4	
03:18	12 ANDERSON P Assist			
03:03				14 DOWLER B 2 Pts paint missed (2 Out)
03:01	8 JOHNSON J Defensive Rebound			
02:51				4 EVESON J Player IN <<----
02:51				15 NESS B Player OUT ---->>
02:41	12 ANDERSON P 2-Pts missed (2 out)			
02:39				5 SACHS T Defensive Rebound
02:38				14 DOWLER B Turnover
02:24	12 ANDERSON P Turnover			
02:24				4 EVESON J Steal
02:19	13 STOUTENBERG C Steal			
02:19				4 EVESON J Turnover
02:16	13 STOUTENBERG C 2 Pts paint missed (2 Out)			
02:14				4 EVESON J Defensive Rebound
02:12	8 JOHNSON J Personal foul			



## PLAY BY PLAY

文字比分播报

CAN 60 vs 72 AUS

Attendance: 12000

Game Time	CAN - Canada	Score	Lead	AUS - Australia
02:12				7 NORRIS S Foul On
01:59	8 JOHNSON J Personal foul			
01:59				4 EVESON J Foul On
01:47	7 PETER R Personal foul			
01:47				7 NORRIS S Foul On
01:26				7 NORRIS S 2 Pts paint missed (2 Out)
01:24	8 JOHNSON J Defensive Rebound			
01:17				7 NORRIS S Personal foul
01:17	12 ANDERSON P Foul On			
01:17	12 ANDERSON P Free Throw missed (1 Out)			
01:17	12 ANDERSON P Free Throw made (1 In)	60-63	-3	
01:10	11 BORISOFF J Personal foul			
01:10				7 NORRIS S Foul On
01:10		60-64	-4	7 NORRIS S Free Throw made (1 In)
01:10		60-65	-5	7 NORRIS S Free Throw made (1 In)
00:52	8 JOHNSON J 2-Pts missed (2 out)			
00:51				4 EVESON J Defensive Rebound
00:47				5 SACHS T Fast Break
00:47		60-67	-7	5 SACHS T 2-Pts paint made (2 In)
00:47	Time out			
00:46				6 STIBNERS B Player IN <<----
00:46				6 STIBNERS B Player OUT ---->>
00:46	4 DUREPOS D Player IN <<----			
00:46	6 HEDGES R Player IN <<----			
00:46	13 STOUTENBERG C Player OUT ---->>			
00:46	8 JOHNSON J Player OUT ---->>			
00:35	12 ANDERSON P 3-Pts missed (3 Out)			
00:35				5 SACHS T Defensive Rebound
00:35	7 PETER R Personal foul			
00:35	7 PETER R Player OUT ---->>			
00:35	9 NORTON R Player IN <<----			
00:35				5 SACHS T Foul On
00:35				5 SACHS T Free Throw missed (1 Out)
00:35		60-68	-8	5 SACHS T Free Throw made (1 In)
00:19	12 ANDERSON P 3-Pts missed (3 Out)			
00:19				Defensive Rebound
00:19				Time out
00:17				4 EVESON J Foul On
00:17	6 HEDGES R Personal foul			
00:17		60-69	-9	4 EVESON J Free Throw made (1 In)
00:17		60-70	-10	4 EVESON J Free Throw made (1 In)
00:17	11 BORISOFF J Player OUT ---->>			



## PLAY BY PLAY

文字比分播报

**CAN 60 vs 72 AUS**

**Attendance: 12000**

Game Time	CAN - Canada	Score	Lead	AUS - Australia
00:17	13 STOUTENBERG C Player IN <<----			
00:01	13 STOUTENBERG C 3-Pts missed (3 Out)			
00:00	6 HEDGES R Offensive Rebound			
00:00	6 HEDGES R 2 Pts paint missed (2 Out)			
00:00	12 ANDERSON P Personal foul			
00:00				5 SACHS T Foul On
00:00		60-71	-11	5 SACHS T Free Throw made (1 In)
00:00		60-72	-12	5 SACHS T Free Throw made (1 In)



## RESULTS

比赛成绩

### CAN 32 vs 28 AUS

Attendance: 12000

Referee: WALLAART Edwin Frank (NED)

Commissioner: VIVIERS Nico Maritz Malan (RSA)

Umpires: URUNUELA Juan Manuel (ESP); OTTO Jorg-Ulrich (GER)

Classifier: RIBEIRO Maria Sonia (BRA)

		Q1		Q2	
Scoring by 5 min intervals:	CAN	5	17	27	32
	AUS	10	16	24	28

#### CAN - CANADA

No.	Name	Sport Class	MIN	Field Goals		2 Points		3 Points		Free Throws		Rebounds			AS	TO	ST	BS	PF	FO	PTS
				M/A	%	M/A	%	M/A	%	M/A	%	OR	DR	TOT							
*7	PETER Richard	2.5	16:17	3/5	60	3/5	60								2						6
*8	JOHNSON Joey	4.5	18:27	1/3	33	1/3	33			3/6	50	3	4	7	1	2	2			5	5
*11	BORISOFF Jaimie (C)	1.0	18:27	1/3	33	1/3	33								1				1	1	2
*12	ANDERSON Patrick	4.5	18:27	4/7	57	3/5	60	1/2	50	1/4	25	1	8	9	3	3	2		2	5	10
*13	STOUTENBERG Chris	1.0	16:44	3/5	60	3/5	60						2	2	2	2			1		6
4	DUREPOS David	3.5	00:00																		0
5	ROUILLARD Yvon	3.0	03:43	0/1	0	0/1	0														0
6	HEDGES Robert	2.5	00:00																		0
9	NORTON Ross	2.0	00:00																		0
10	LANCIA Adam	4.5	01:33																		0
14	DINI Abditatch	1.0	04:49												1				2		0
15	ENG David	4.5	01:33	1/1	100			1/1	100										1		3
Team/Coach																					
<b>Totals</b>				13/25	52	11/22	50	2/3	67	4/10	40	4	15	19	9	8	4		7	11	32
<b>Coach</b>		FROGLEY Mile																			
<b>Assistant Coach</b>		TONELLO Jerry									BOWES Paul										

#### AUS - AUSTRALIA

No.	Name	Sport Class	MIN	Field Goals		2 Points		3 Points		Free Throws		Rebounds			AS	TO	ST	BS	PF	FO	PTS
				M/A	%	M/A	%	M/A	%	M/A	%	OR	DR	TOT							
*4	EVESON Justin	4.5	06:34	3/4	75	3/4	75						3	3	1		1		3	1	6
*7	NORRIS Shaun	3.0	20:00	4/10	40	4/9	44	0/1	0			2	2	4	4	1			1		8
*8	HARTNETT Michael	1.0	14:19	1/2	50	1/2	50					1		1							2
*14	DOWLER Brendan	1.0	15:14	1/1	100	1/1	100			0/1	0								1	1	2
*15	NESS Brad (C)	4.5	14:33	1/5	20	1/5	20					1	2	3	4	1			1	1	2
5	SACHS Troy	4.5	07:59	3/6	50	3/6	50			0/1	0		2	2	1	1	3		1	3	6
6	STIBNERS Brett	4.0	05:27	1/1	100	1/1	100									2			1		2
9	KNOWLES Tristan	4.0	05:27	0/1	0			0/1	0							1			2		0
10	KING Adrian	2.0	00:00																		0
11	SIMMONS Tige	1.0	00:14																		0
12	MIZENS Grant	2.0	05:27										2	2			1			1	0
13	ALCOTT Dylan	1.0	04:46	0/2	0			0/2	0						1				1		0
Team/Coach																					
<b>Totals</b>				14/32	44	14/28	50	0/4	0	0/2	0	4	11	15	11	6	5		11	7	28
<b>Coach</b>		ETTRIDGE Benjamin James																			
<b>Assistant Coach</b>		FRIDAY Craig Anthony																			

	CAN	AUS
Points from Turnovers	4	4
Points in the Paint	14	24
Second Chance Points	2	0
Fast Break Points	2	0

	CAN	AUS
Biggest Lead	5	6
Biggest Scoring Run	9-0(19-16)	4-0(0-4)
Lead Changes	1	
Times Tied	0	

#### Legend:

%	Shooting Percentage	(C)	Captain	*	Starters	AS	Assists
BS	Blocked Shots	DR	Defensive Rebounds	FO	Fouls On	M/A	Made/Attempts
MIN	Minutes Played	OR	Offensive Rebounds	PF	Fouls	PTS	Points
Qx	Quarter Time	ST	Steals	TO	Turnovers	TOT	Total Rebounds



## RESULTS

比赛成绩

### CAN 60 vs 72 AUS

Attendance: 12000

Referee: WALLAART Edwin Frank (NED)

Commissioner: VIVIERS Nico Maritz Malan (RSA)

Umpires: URUNUELA Juan Manuel (ESP); OTTO Jorg-Ulrich (GER)

Classifier: RIBEIRO Maria Sonia (BRA)

		Q1		Q2		Q3		Q4	
Scoring by 5 min intervals:	CAN	5	17	27	32	39	47	54	60
	AUS	10	16	24	28	38	54	60	72

#### CAN - CANADA

No.	Name	Sport Class	MIN	Field Goals		2 Points		3 Points		Free Throws		Rebounds			AS	TO	ST	BS	PF	FO	PTS	
				M/A	%	M/A	%	M/A	%	M/A	%	OR	DR	TOT								
*7	PETER Richard	2.5	33:01	5/10	50	5/10	50			1/2	50	2		2	2		1		5	3	11	
*8	JOHNSON Joey	4.5	30:13	3/9	33	3/9	33			6/10	60	6	6	12	2	3	2		3	8	12	
*11	BORISOFF Jaimie (C)	1.0	35:16	1/4	25	1/4	25					1		1	1				3	1	2	
*12	ANDERSON Patrick	4.5	38:27	7/18	39	5/11	45	2/7	29	6/12	50	2	10	12	6	5	2		4	9	22	
*13	STOUTENBERG Chris	1.0	27:30	3/8	38	3/7	43	0/1	0				2	2	2	4	1		2		6	
4	DUREPOS David	3.5	04:59	1/3	33	1/3	33								1				1		2	
5	ROUILLARD Yvon	3.0	06:24	0/1	0	0/1	0						1	1							0	
6	HEDGES Robert	2.5	04:59	0/1	0	0/1	0					1		1		2			1		0	
9	NORTON Ross	2.0	00:35																		0	
10	LANCIA Adam	4.5	01:33																		0	
14	DINI Abditatch	1.0	12:15	1/1	100	1/1	100						1	1	1	1			2		2	
15	ENG David	4.5	04:48	1/1	100			1/1	100						1				3		3	
Team/Coach																						
<b>Totals</b>				22/56	39	19/47	40	3/9	33	13/24	54	12	23	35	16	15	6			24	21	60
<b>Coach</b>		FROGLEY Mile																				
<b>Assistant Coach</b>		TONELLO Jerry									BOWES Paul											

#### AUS - AUSTRALIA

No.	Name	Sport Class	MIN	Field Goals		2 Points		3 Points		Free Throws		Rebounds			AS	TO	ST	BS	PF	FO	PTS	
				M/A	%	M/A	%	M/A	%	M/A	%	OR	DR	TOT								
*4	EVESON Justin	4.5	17:57	6/7	86	6/7	86			5/5	100		7	7	3	1	2		4	6	17	
*7	NORRIS Shaun	3.0	36:28	7/15	47	7/14	50	0/1	0	2/2	100	3	3	6	5	1	2		2	3	16	
*8	HARTNETT Michael	1.0	28:32	1/4	25	1/4	25					1		1	1				2		2	
*14	DOWLER Brendan	1.0	32:59	1/2	50	1/2	50			0/1	0		1	1	1	2			2	1	2	
*15	NESS Brad (C)	4.5	27:59	4/10	40	4/10	40					2	3	5	8	2	1		2	2	8	
5	SACHS Troy	4.5	20:21	5/11	45	5/10	50	0/1	0	9/11	82		7	7	1	1	4		3	8	19	
6	STIBNERS Brett	4.0	08:13	1/1	100	1/1	100						1	1	1	3			2		2	
9	KNOWLES Tristan	4.0	05:30	0/1	0			0/1	0	1/3	33					1			2	1	1	
10	KING Adrian	2.0	05:47							2/2	100								1	1	2	
11	SIMMONS Tige	1.0	02:29	1/1	100	1/1	100														2	
12	MIZENS Grant	2.0	08:59							1/2	50		2	2			1			2	1	
13	ALCOTT Dylan	1.0	04:46	0/2	0			0/2	0						1				1		0	
Team/Coach																						
<b>Totals</b>				26/54	48	26/49	53	0/5	0	20/26	77	6	25	31	20	12	10			21	24	72
<b>Coach</b>		ETTRIDGE Benjamin James																				
<b>Assistant Coach</b>		FRIDAY Craig Anthony																				

	CAN	AUS
Points from Turnovers	6	8
Points in the Paint	24	44
Second Chance Points	10	2
Fast Break Points	2	2

	CAN	AUS
Biggest Lead	7	12
Biggest Scoring Run	9-0(19-16)	9-0(60-72)
Lead Changes	6	
Times Tied	2	

#### Legend:

%	Shooting Percentage	(C)	Captain	*	Starters	AS	Assists
BS	Blocked Shots	DR	Defensive Rebounds	FO	Fouls On	M/A	Made/Attempts
MIN	Minutes Played	OR	Offensive Rebounds	OTx	Overtime	PF	Fouls
PTS	Points	Qx	Quarter Time	ST	Steals	TO	Turnovers
TOT	Total Rebounds						





## START LIST

首发名单

### USA - GBR

**Referee:** KINDERVATER Max (GER)  
**Umpires:** SALGUERO Cristian Ariel (ARG); WELLS Matthew Brian (AUS)

**Commissioner:** de KNOCK Luc D H M (BEL)  
**Classifier:** LACHANCE Anne (CAN)

#### USA - United States of America

No.	Name	Pos	Age	Sport Class	Current Games Statistics						
					PPG	FG%	3FG%	FT%	RPG	APG	MPG (GP)
4	BARBER Eric	G	37	1.0	1.7	25	0	100	0.8	0.7	22:05 (6)
5	PAYE Mikey (C)	G	25	3.0	7.8	34	29	38	3.8	3.7	28:28 (6)
6	LESPERANCE Matt	G	21	1.0	0.5	33		50	0.3	0.2	17:35 (6)
7	MAZZI Jaime	G	27	2.0	2.0	16	25	50	1.2	0.8	08:06 (5)
8	COUNTS Jacob	F	28	3.5	3.2	50		40	2.0		07:06 (5)
9	SCOTT Matt	F	23	3.5	5.3	65	50	0	3.3	1.0	11:57 (6)
10	GLASBRENNER Jeff	C	35	4.5	10.2	68	0	54	4.3	0.3	10:43 (6)
11	SERIO Steve	F	21	3.5	8.0	48	100	9	4.7	1.5	24:05 (6)
12	NELMS Jay	G	27	2.5	6.7	37	50	70	0.5	1.2	13:00 (6)
13	LADE Jeremy	G	27	2.5	4.5	33	0	75	4.0	2.0	23:40 (6)
14	SCHULTE Paul	G	29	3.0	13.2	50	67	60	2.5	3.7	24:22 (6)
15	CHAMBERS Joe	C	26	4.0	11.2	60		25	7.5	1.2	19:42 (6)
Team			27.2		62.9	46	45	44	29.6	13.7	
<b>Coach</b>		WILSON Steve									
<b>Assistant Coach</b>		CHYNOWETH Tracy					JACKSON Paul				

USA Played		
PR	ISR	76-53
PR	BRA	87-41
PR	GBR	50-54
PR	CHN	97-38
PR	AUS	68-61
QF	IRI	20-
SF	CAN	62-69

#### GBR - Great Britain

No.	Name	Pos	Age	Sport Class	Current Games Statistics						
					PPG	FG%	3FG%	FT%	RPG	APG	MPG (GP)
4	BESTWICK Joseph	F	23	4.5	4.7	37		45	4.4	0.3	14:18 (7)
5	BROWN Simon	G	22	2.0	0.3			50	0.3		04:05 (4)
6	HAYES Kevin	G	45	1.0	2.0	50		100	0.3		08:33 (6)
7	BYWATER Terence	F	25	4.5	9.5	44	14	75	6.0	0.5	23:03 (6)
8	MUNN Simon	F	40	4.0	19.7	51	0	76	14.5	0.7	31:36 (6)
9	POLLOCK Jon (C)	G	31	2.5	13.9	38	32	52	2.3	6.0	33:28 (7)
10	JAMA Abdillah	G	25	1.0	5.4	60		67	0.7	0.4	19:03 (7)
11	BYRNE Matthew	G	33	1.5	2.0	50	0		0.2		09:26 (5)
12	BLAKE Andrew	F	36	2.5	2.0	46		100	2.6		17:12 (7)
13	FINBOW Peter	G	33	2.0	3.0	36		83	2.9	2.1	26:45 (7)
14	HALL Jonathan	G	26	3.0	5.3	47	33	27	2.0	1.0	10:56 (7)
15	OROGBEMI Ade	G	30	2.5	3.0	35	0	32	1.9	1.0	15:02 (7)
Team			30.8		65.6	44	27	59	34.9	11.9	
<b>Coach</b>		THOMAS Sinclair Richford									
<b>Assistant Coach</b>		BHANIA Haj Singh									

GBR Played		
PR	CHN	81-34
PR	AUS	48-67
PR	USA	54-50
PR	BRA	69-53
PR	ISR	82-67
QF	GER	71-64
SF	AUS	54-67

**Legend:**

3FG%	3 Field Goals %	APG	Assists per Game	C	Centre	F	Forward
FG%	Field Goals %	FT%	Free Throws %	G	Guard	GP	Games Played
MPG	Minutes Played per Game	Pos	Playing Position	PPG	Points per Game	PR	Preliminary Round
QF	Quarterfinal	RPG	Rebounds per Game	SF	Semifinal		



## PLAY BY PLAY

文字比分播报

USA 36 vs 37 GBR

Attendance: 12000

		Q1		Q2	
Scoring by 5 min intervals:	USA	6	14	20	36
	GBR	9	18	28	37

### FIRST QUARTER

#### Quarter Starters:

USA 5 PAYE M	6 LESPERANCE M	13 LADE J	14 SCHULTE P	15 CHAMBERS J
GBR 8 MUNN S	9 POLLOCK J	12 BLAKE A	13 FINBOW P	15 OROGBEMI A

Game Time	USA - United States	Score	Lead	GBR - Great Britain
10:00	5 PAYE M Player IN <<-----			
10:00	6 LESPERANCE M Player IN <<-----			
10:00	13 LADE J Player IN <<-----			
10:00	14 SCHULTE P Player IN <<-----			
10:00	15 CHAMBERS J Player IN <<-----			
10:00				8 MUNN S Player IN <<-----
10:00				9 POLLOCK J Player IN <<-----
10:00				12 BLAKE A Player IN <<-----
10:00				13 FINBOW P Player IN <<-----
10:00				15 OROGBEMI A Player IN <<-----
10:00	15 CHAMBERS J Tap off won			8 MUNN S Tap off lost
09:45	5 PAYE M 3-Pts missed (3 Out)			
09:43				9 POLLOCK J Defensive Rebound
09:18				8 MUNN S 2-Pts missed (2 out)
09:12				13 FINBOW P Offensive Rebound
09:06		0-2	-2	15 OROGBEMI A 2-Pts paint made (2 In)
09:02				15 OROGBEMI A Personal foul
09:02	13 LADE J Foul On			
08:53	15 CHAMBERS J Turnover			
08:53				13 FINBOW P Steal
08:34		0-4	-4	12 BLAKE A 2-Pts paint made (2 In)
08:34				12 BLAKE A Foul On
08:34				8 MUNN S Assist
08:34	6 LESPERANCE M Personal foul			
08:34		0-5	-5	12 BLAKE A Free Throw made (1 In)
08:18	15 CHAMBERS J 2-Pts missed (2 out)			
08:16	15 CHAMBERS J Offensive Rebound			
08:09	15 CHAMBERS J 2-Pts made (2 In)	2-5	-3	
07:49		2-7	-5	8 MUNN S 2-Pts paint made (2 In)
07:46				15 OROGBEMI A Assist
07:27	15 CHAMBERS J 2-Pts missed (2 out)			
07:25				8 MUNN S Defensive Rebound
07:22				9 POLLOCK J Turnover
07:22	13 LADE J Steal			



## PLAY BY PLAY

文字比分播报

USA 36 vs 37 GBR

Attendance: 12000

Game Time	USA - United States	Score	Lead	GBR - Great Britain
07:22				13 FINBOW P Personal foul
07:22	13 LADE J Foul On			
07:12	14 SCHULTE P 3-Pts missed (3 Out)			
07:12				Defensive Rebound
06:52				9 POLLOCK J 2-Pts missed (2 out)
06:49	13 LADE J Defensive Rebound			
06:48				15 OROGBEMI A Personal foul
06:48	13 LADE J Foul On			
06:35	15 CHAMBERS J 2-Pts paint made (2 In)	4-7	-3	
06:15				9 POLLOCK J 3-Pts missed (3 Out)
06:12	15 CHAMBERS J Defensive Rebound			
05:57	5 PAYE M 2-Pts paint made (2 In)	6-7	-1	
05:55	14 SCHULTE P Assist			
05:27		6-9	-3	8 MUNN S 2-Pts made (2 In)
05:22				9 POLLOCK J Assist
05:08	15 CHAMBERS J 2-Pts missed (2 out)			
05:07				8 MUNN S Defensive Rebound
04:49				8 MUNN S 2-Pts missed (2 out)
04:47	14 SCHULTE P Defensive Rebound			
04:31	15 CHAMBERS J 2-Pts missed (2 out)			
04:30				8 MUNN S Defensive Rebound
04:10				8 MUNN S 2-Pts missed (2 out)
04:09	5 PAYE M Defensive Rebound			
03:55	5 PAYE M 2-Pts made (2 In)	8-9	-1	
03:31				9 POLLOCK J Turnover
03:31				10 JAMA A Player IN <<----
03:31				7 BYWATER T Player IN <<----
03:31				Time out
03:31				12 BLAKE A Player OUT ---->>
03:31				15 OROGBEMI A Player OUT ---->>
03:12	15 CHAMBERS J 2-Pts paint made (2 In)	10-9	+1	
02:55		10-11	-1	7 BYWATER T 2-Pts made (2 In)
02:40	15 CHAMBERS J 2-Pts paint made (2 In)	12-11	+1	
02:37	5 PAYE M Assist			
02:19				7 BYWATER T Foul On
02:19	13 LADE J Personal foul			
02:19		12-12	0	7 BYWATER T Free Throw made (1 In)
02:19		12-13	-1	7 BYWATER T Free Throw made (1 In)
02:00	5 PAYE M 2-Pts made (2 In)	14-13	+1	
01:39				8 MUNN S Offensive foul
01:39				8 MUNN S Turnover
01:39	13 LADE J Foul On			



## PLAY BY PLAY

文字比分播报

USA 36 vs 37 GBR

Attendance: 12000

Game Time	USA - United States	Score	Lead	GBR - Great Britain
01:39	13 LADE J Steal			
01:27	14 SCHULTE P 3-Pts missed (3 Out)			
01:24				13 FINBOW P Defensive Rebound
01:08				10 JAMA A 2-Pts missed (2 out)
01:05	15 CHAMBERS J Defensive Rebound			
00:50	14 SCHULTE P 2 Pts paint missed (2 Out)			
00:48				13 FINBOW P Defensive Rebound
00:36		14-16	-2	7 BYWATER T 3-Pts made (3 In)
00:19				9 POLLOCK J Personal foul
00:19	13 LADE J Foul On			
00:19	14 SCHULTE P Player OUT ---->>			
00:19	8 COUNTS J Player IN <<----			
00:18	13 LADE J Free Throw missed (1 Out)			
00:16	13 LADE J Free Throw missed (1 Out)			
00:14				8 MUNN S Defensive Rebound
00:03				8 MUNN S 2 Pts paint missed (2 Out)
00:03	15 CHAMBERS J Blocked Shot			
00:02				8 MUNN S Offensive Rebound
00:02		14-18	-4	8 MUNN S 2-Pts paint made (2 In)

## SECOND QUARTER

### Quarter Starters:

USA 5 PAYE M                      15 CHAMBERS J                      13 LADE J                      8 COUNTS J                      6 LESPERANCE M  
GBR 7 BYWATER T                      8 MUNN S                      9 POLLOCK J                      10 JAMA A                      13 FINBOW P

Game Time	USA - United States	Score	Lead	GBR - Great Britain
10:00	5 PAYE M Player IN <<----			
10:00	15 CHAMBERS J Player IN <<----			
10:00	13 LADE J Player IN <<----			
10:00	8 COUNTS J Player IN <<----			
10:00	6 LESPERANCE M Player IN <<----			
10:00				7 BYWATER T Player IN <<----
10:00				8 MUNN S Player IN <<----
10:00				9 POLLOCK J Player IN <<----
10:00				10 JAMA A Player IN <<----
10:00				13 FINBOW P Player IN <<----
10:00				Tap off situation, throw-in
09:43				7 BYWATER T 3-Pts missed (3 Out)
09:40	8 COUNTS J Defensive Rebound			
09:19	8 COUNTS J 2-Pts missed (2 out)			
09:17				8 MUNN S Defensive Rebound
08:57		14-20	-6	7 BYWATER T 2-Pts made (2 In)
08:37	15 CHAMBERS J 2-Pts paint made (2 In)	16-20	-4	



## PLAY BY PLAY

文字比分播报

USA 36 vs 37 GBR

Attendance: 12000

Game Time	USA - United States	Score	Lead	GBR - Great Britain
08:19	8 COUNTS J Personal foul			
08:19				8 MUNN S Foul On
08:19		16-21	-5	8 MUNN S Free Throw made (1 In)
08:19		16-22	-6	8 MUNN S Free Throw made (1 In)
08:04	15 CHAMBERS J 2-Pts missed (2 out)			
08:01				7 BYWATER T Defensive Rebound
07:48		16-24	-8	8 MUNN S 2-Pts paint made (2 In)
07:34				10 JAMA A Personal foul
07:34	5 PAYE M Foul On			
07:21	15 CHAMBERS J 2-Pts paint made (2 In)	18-24	-6	
07:21	6 LESPERANCE M Assist			
06:59		18-26	-8	10 JAMA A 2-Pts made (2 In)
06:53				8 MUNN S Assist
06:41	15 CHAMBERS J 2-Pts made (2 In)	20-26	-6	
06:37	6 LESPERANCE M Assist			
06:36	8 COUNTS J Personal foul			
06:36				7 BYWATER T Foul On
06:36	5 PAYE M Player OUT ---->>			
06:36	14 SCHULTE P Player IN <<----			
06:23				13 FINBOW P 2-Pts missed (2 out)
06:19	13 LADE J Defensive Rebound			
06:10	6 LESPERANCE M 2 Pts paint missed (2 Out)			
06:07				7 BYWATER T Defensive Rebound
05:31	14 SCHULTE P Steal			
06:06	14 SCHULTE P Foul On			
05:31				7 BYWATER T Turnover
06:06				7 BYWATER T Offensive foul
06:06				13 FINBOW P Player OUT ---->>
06:06				11 BYRNE M Player IN <<----
05:55				7 BYWATER T Turnover
05:55	14 SCHULTE P 2-Pts missed (2 out)			
05:54				Defensive Rebound
05:39		20-28	-8	7 BYWATER T 2-Pts made (2 In)
05:31	6 LESPERANCE M Turnover			
05:31	Time out			
05:31				11 BYRNE M Player OUT ---->>
05:31				13 FINBOW P Player IN <<----
05:15				9 POLLOCK J 3-Pts missed (3 Out)
05:13	14 SCHULTE P Defensive Rebound			
05:06				8 MUNN S Personal foul
05:06	15 CHAMBERS J Foul On			
05:06	15 CHAMBERS J Free Throw missed (1 Out)			



## PLAY BY PLAY

文字比分播报

USA 36 vs 37 GBR

Attendance: 12000

Game Time	USA - United States	Score	Lead	GBR - Great Britain
05:06	15 CHAMBERS J Free Throw missed (1 Out)			
05:04	8 COUNTS J Offensive Rebound			
04:45	13 LADE J 2-Pts made (2 In)	22-28	-6	
04:41	15 CHAMBERS J Assist			
04:26	6 LESPERANCE M Personal foul			
04:26				13 FINBOW P Foul On
04:26	11 SERIO S Player IN <<----			
04:26	8 COUNTS J Player OUT ---->>			
04:17		22-30	-8	9 POLLOCK J 2-Pts made (2 In)
04:01	14 SCHULTE P 2-Pts paint made (2 In)	24-30	-6	
03:59	13 LADE J Assist			
03:41				8 MUNN S Turnover
03:41	15 CHAMBERS J Steal			
03:46	15 CHAMBERS J Fast Break			
03:43	15 CHAMBERS J 2-Pts paint made (2 In)	26-30	-4	
03:21				10 JAMA A 2-Pts missed (2 out)
03:19	14 SCHULTE P Defensive Rebound			
03:17				7 BYWATER T Personal foul
03:17	11 SERIO S Foul On			
03:06	15 CHAMBERS J 2-Pts paint made (2 In)	28-30	-2	
03:06				Time out
03:06				15 OROGBEMI A Player IN <<----
03:06				7 BYWATER T Player OUT ---->>
03:06				12 BLAKE A Player IN <<----
03:06				10 JAMA A Player OUT ---->>
02:46				13 FINBOW P 2 Pts paint missed (2 Out)
02:43	15 CHAMBERS J Defensive Rebound			
02:36	15 CHAMBERS J 2-Pts paint made (2 In)	30-30	0	
02:36	15 CHAMBERS J Foul On			
02:36				8 MUNN S Personal foul
02:36				11 BYRNE M Player IN <<----
02:36				7 BYWATER T Player IN <<----
02:36				8 MUNN S Player OUT ---->>
02:36				13 FINBOW P Player OUT ---->>
02:36	15 CHAMBERS J Free Throw made (1 In)	31-30	+1	
02:23	11 SERIO S Personal foul			
02:23				7 BYWATER T Foul On
02:23		31-31	0	7 BYWATER T Free Throw made (1 In)
02:23		31-32	-1	7 BYWATER T Free Throw made (1 In)
01:57	13 LADE J 2-Pts missed (2 out)			
01:54				9 POLLOCK J Defensive Rebound
01:32		31-34	-3	7 BYWATER T 2-Pts made (2 In)



## PLAY BY PLAY

文字比分播报

USA 36 vs 37 GBR

Attendance: 12000

Game Time	USA - United States	Score	Lead	GBR - Great Britain
01:26				9 POLLOCK J Assist
01:20	13 LADE J 2-Pts paint made (2 In)	33-34	-1	
01:07	14 SCHULTE P Turnover			
00:58				11 BYRNE M 2-Pts missed (2 out)
00:53	15 CHAMBERS J Defensive Rebound			
00:43	13 LADE J 2-Pts paint made (2 In)	35-34	+1	
00:14		35-37	-2	9 POLLOCK J 3-Pts made (3 In)
00:02				15 OROGBEMI A Personal foul
00:02	13 LADE J Foul On			
00:02				13 FINBOW P Player IN <<----
00:02				15 OROGBEMI A Player OUT ---->>
00:02	4 BARBER E Player IN <<----			
00:02	6 LESPERANCE M Player OUT ---->>			
00:02	13 LADE J Free Throw missed (1 Out)			
00:02	13 LADE J Free Throw made (1 In)	36-37	-1	



## PLAY BY PLAY

文字比分播报

USA 77 vs 85 GBR

Attendance: 12000

Scoring by 5 min intervals:		Q1		Q2		Q3		Q4	
USA		6	14	20	36	42	47	57	77
GBR		9	18	28	37	47	61	66	85

### FIRST QUARTER

#### Quarter Starters:

<b>USA</b> 5 PAYE M	6 LESPERANCE M	13 LADE J	14 SCHULTE P	15 CHAMBERS J
<b>GBR</b> 8 MUNN S	9 POLLOCK J	12 BLAKE A	13 FINBOW P	15 OROGBEMI A

Game Time	USA - United States	Score	Lead	GBR - Great Britain
10:00	5 PAYE M Player IN <<-----			
10:00	6 LESPERANCE M Player IN <<-----			
10:00	13 LADE J Player IN <<-----			
10:00	14 SCHULTE P Player IN <<-----			
10:00	15 CHAMBERS J Player IN <<-----			
10:00				8 MUNN S Player IN <<-----
10:00				9 POLLOCK J Player IN <<-----
10:00				12 BLAKE A Player IN <<-----
10:00				13 FINBOW P Player IN <<-----
10:00				15 OROGBEMI A Player IN <<-----
10:00	15 CHAMBERS J Tap off won			8 MUNN S Tap off lost
09:45	5 PAYE M 3-Pts missed (3 Out)			
09:43				9 POLLOCK J Defensive Rebound
09:18				8 MUNN S 2-Pts missed (2 out)
09:12				13 FINBOW P Offensive Rebound
09:06		0-2	-2	15 OROGBEMI A 2-Pts paint made (2 In)
09:02				15 OROGBEMI A Personal foul
09:02	13 LADE J Foul On			
08:53	15 CHAMBERS J Turnover			
08:53				13 FINBOW P Steal
08:34		0-4	-4	12 BLAKE A 2-Pts paint made (2 In)
08:34				12 BLAKE A Foul On
08:34				8 MUNN S Assist
08:34	6 LESPERANCE M Personal foul			
08:34		0-5	-5	12 BLAKE A Free Throw made (1 In)
08:18	15 CHAMBERS J 2-Pts missed (2 out)			
08:16	15 CHAMBERS J Offensive Rebound			
08:09	15 CHAMBERS J 2-Pts made (2 In)	2-5	-3	
07:49		2-7	-5	8 MUNN S 2-Pts paint made (2 In)
07:46				15 OROGBEMI A Assist
07:27	15 CHAMBERS J 2-Pts missed (2 out)			
07:25				8 MUNN S Defensive Rebound
07:22				9 POLLOCK J Turnover
07:22	13 LADE J Steal			





## PLAY BY PLAY

文字比分播报

USA 77 vs 85 GBR

Attendance: 12000

Game Time	USA - United States	Score	Lead	GBR - Great Britain
07:22				13 FINBOW P Personal foul
07:22	13 LADE J Foul On			
07:12	14 SCHULTE P 3-Pts missed (3 Out)			
07:12				Defensive Rebound
06:52				9 POLLOCK J 2-Pts missed (2 out)
06:49	13 LADE J Defensive Rebound			
06:48				15 OROGBEMI A Personal foul
06:48	13 LADE J Foul On			
06:35	15 CHAMBERS J 2-Pts paint made (2 In)	4-7	-3	
06:15				9 POLLOCK J 3-Pts missed (3 Out)
06:12	15 CHAMBERS J Defensive Rebound			
05:57	5 PAYE M 2-Pts paint made (2 In)	6-7	-1	
05:55	14 SCHULTE P Assist			
05:27		6-9	-3	8 MUNN S 2-Pts made (2 In)
05:22				9 POLLOCK J Assist
05:08	15 CHAMBERS J 2-Pts missed (2 out)			
05:07				8 MUNN S Defensive Rebound
04:49				8 MUNN S 2-Pts missed (2 out)
04:47	14 SCHULTE P Defensive Rebound			
04:31	15 CHAMBERS J 2-Pts missed (2 out)			
04:30				8 MUNN S Defensive Rebound
04:10				8 MUNN S 2-Pts missed (2 out)
04:09	5 PAYE M Defensive Rebound			
03:55	5 PAYE M 2-Pts made (2 In)	8-9	-1	
03:31				9 POLLOCK J Turnover
03:31				10 JAMA A Player IN <<----
03:31				7 BYWATER T Player IN <<----
03:31				Time out
03:31				12 BLAKE A Player OUT ---->>
03:31				15 OROGBEMI A Player OUT ---->>
03:12	15 CHAMBERS J 2-Pts paint made (2 In)	10-9	+1	
02:55		10-11	-1	7 BYWATER T 2-Pts made (2 In)
02:40	15 CHAMBERS J 2-Pts paint made (2 In)	12-11	+1	
02:37	5 PAYE M Assist			
02:19				7 BYWATER T Foul On
02:19	13 LADE J Personal foul			
02:19		12-12	0	7 BYWATER T Free Throw made (1 In)
02:19		12-13	-1	7 BYWATER T Free Throw made (1 In)
02:00	5 PAYE M 2-Pts made (2 In)	14-13	+1	
01:39				8 MUNN S Offensive foul
01:39				8 MUNN S Turnover
01:39	13 LADE J Foul On			



## PLAY BY PLAY

文字比分播报

USA 77 vs 85 GBR

Attendance: 12000

Game Time	USA - United States	Score	Lead	GBR - Great Britain
01:39	13 LADE J Steal			
01:27	14 SCHULTE P 3-Pts missed (3 Out)			
01:24				13 FINBOW P Defensive Rebound
01:08				10 JAMA A 2-Pts missed (2 out)
01:05	15 CHAMBERS J Defensive Rebound			
00:50	14 SCHULTE P 2 Pts paint missed (2 Out)			
00:48				13 FINBOW P Defensive Rebound
00:36		14-16	-2	7 BYWATER T 3-Pts made (3 In)
00:19				9 POLLOCK J Personal foul
00:19	13 LADE J Foul On			
00:19	14 SCHULTE P Player OUT ---->>			
00:19	8 COUNTS J Player IN <<----			
00:18	13 LADE J Free Throw missed (1 Out)			
00:16	13 LADE J Free Throw missed (1 Out)			
00:14				8 MUNN S Defensive Rebound
00:03				8 MUNN S 2 Pts paint missed (2 Out)
00:03	15 CHAMBERS J Blocked Shot			
00:02				8 MUNN S Offensive Rebound
00:02		14-18	-4	8 MUNN S 2-Pts paint made (2 In)

## SECOND QUARTER

### Quarter Starters:

USA 5 PAYE M                      15 CHAMBERS J                      13 LADE J                      8 COUNTS J                      6 LESPERANCE M  
GBR 7 BYWATER T                      8 MUNN S                      9 POLLOCK J                      10 JAMA A                      13 FINBOW P

Game Time	USA - United States	Score	Lead	GBR - Great Britain
10:00	5 PAYE M Player IN <<----			
10:00	15 CHAMBERS J Player IN <<----			
10:00	13 LADE J Player IN <<----			
10:00	8 COUNTS J Player IN <<----			
10:00	6 LESPERANCE M Player IN <<----			
10:00				7 BYWATER T Player IN <<----
10:00				8 MUNN S Player IN <<----
10:00				9 POLLOCK J Player IN <<----
10:00				10 JAMA A Player IN <<----
10:00				13 FINBOW P Player IN <<----
10:00				Tap off situation, throw-in
09:43				7 BYWATER T 3-Pts missed (3 Out)
09:40	8 COUNTS J Defensive Rebound			
09:19	8 COUNTS J 2-Pts missed (2 out)			
09:17				8 MUNN S Defensive Rebound
08:57		14-20	-6	7 BYWATER T 2-Pts made (2 In)
08:37	15 CHAMBERS J 2-Pts paint made (2 In)	16-20	-4	



## PLAY BY PLAY

文字比分播报

USA 77 vs 85 GBR

Attendance: 12000

Game Time	USA - United States	Score	Lead	GBR - Great Britain
08:19	8 COUNTS J Personal foul			
08:19				8 MUNN S Foul On
08:19		16-21	-5	8 MUNN S Free Throw made (1 In)
08:19		16-22	-6	8 MUNN S Free Throw made (1 In)
08:04	15 CHAMBERS J 2-Pts missed (2 out)			
08:01				7 BYWATER T Defensive Rebound
07:48		16-24	-8	8 MUNN S 2-Pts paint made (2 In)
07:34				10 JAMA A Personal foul
07:34	5 PAYE M Foul On			
07:21	15 CHAMBERS J 2-Pts paint made (2 In)	18-24	-6	
07:21	6 LESPERANCE M Assist			
06:59		18-26	-8	10 JAMA A 2-Pts made (2 In)
06:53				8 MUNN S Assist
06:41	15 CHAMBERS J 2-Pts made (2 In)	20-26	-6	
06:37	6 LESPERANCE M Assist			
06:36	8 COUNTS J Personal foul			
06:36				7 BYWATER T Foul On
06:36	5 PAYE M Player OUT ---->>			
06:36	14 SCHULTE P Player IN <<----			
06:23				13 FINBOW P 2-Pts missed (2 out)
06:19	13 LADE J Defensive Rebound			
06:10	6 LESPERANCE M 2 Pts paint missed (2 Out)			
06:07				7 BYWATER T Defensive Rebound
05:31	14 SCHULTE P Steal			
06:06	14 SCHULTE P Foul On			
05:31				7 BYWATER T Turnover
06:06				7 BYWATER T Offensive foul
06:06				13 FINBOW P Player OUT ---->>
06:06				11 BYRNE M Player IN <<----
05:55				7 BYWATER T Turnover
05:55	14 SCHULTE P 2-Pts missed (2 out)			
05:54				Defensive Rebound
05:39		20-28	-8	7 BYWATER T 2-Pts made (2 In)
05:31	6 LESPERANCE M Turnover			
05:31	Time out			
05:31				11 BYRNE M Player OUT ---->>
05:31				13 FINBOW P Player IN <<----
05:15				9 POLLOCK J 3-Pts missed (3 Out)
05:13	14 SCHULTE P Defensive Rebound			
05:06				8 MUNN S Personal foul
05:06	15 CHAMBERS J Foul On			
05:06	15 CHAMBERS J Free Throw missed (1 Out)			



## PLAY BY PLAY

文字比分播报

USA 77 vs 85 GBR

Attendance: 12000

Game Time	USA - United States	Score	Lead	GBR - Great Britain
05:06	15 CHAMBERS J Free Throw missed (1 Out)			
05:04	8 COUNTS J Offensive Rebound			
04:45	13 LADE J 2-Pts made (2 In)	22-28	-6	
04:41	15 CHAMBERS J Assist			
04:26	6 LESPERANCE M Personal foul			
04:26				13 FINBOW P Foul On
04:26	11 SERIO S Player IN <<----			
04:26	8 COUNTS J Player OUT ---->>			
04:17		22-30	-8	9 POLLOCK J 2-Pts made (2 In)
04:01	14 SCHULTE P 2-Pts paint made (2 In)	24-30	-6	
03:59	13 LADE J Assist			
03:41				8 MUNN S Turnover
03:41	15 CHAMBERS J Steal			
03:46	15 CHAMBERS J Fast Break			
03:43	15 CHAMBERS J 2-Pts paint made (2 In)	26-30	-4	
03:21				10 JAMA A 2-Pts missed (2 out)
03:19	14 SCHULTE P Defensive Rebound			
03:17				7 BYWATER T Personal foul
03:17	11 SERIO S Foul On			
03:06	15 CHAMBERS J 2-Pts paint made (2 In)	28-30	-2	
03:06				Time out
03:06				15 OROGBEMI A Player IN <<----
03:06				7 BYWATER T Player OUT ---->>
03:06				12 BLAKE A Player IN <<----
03:06				10 JAMA A Player OUT ---->>
02:46				13 FINBOW P 2 Pts paint missed (2 Out)
02:43	15 CHAMBERS J Defensive Rebound			
02:36	15 CHAMBERS J 2-Pts paint made (2 In)	30-30	0	
02:36	15 CHAMBERS J Foul On			
02:36				8 MUNN S Personal foul
02:36				11 BYRNE M Player IN <<----
02:36				7 BYWATER T Player IN <<----
02:36				8 MUNN S Player OUT ---->>
02:36				13 FINBOW P Player OUT ---->>
02:36	15 CHAMBERS J Free Throw made (1 In)	31-30	+1	
02:23	11 SERIO S Personal foul			
02:23				7 BYWATER T Foul On
02:23		31-31	0	7 BYWATER T Free Throw made (1 In)
02:23		31-32	-1	7 BYWATER T Free Throw made (1 In)
01:57	13 LADE J 2-Pts missed (2 out)			
01:54				9 POLLOCK J Defensive Rebound
01:32		31-34	-3	7 BYWATER T 2-Pts made (2 In)



## PLAY BY PLAY

文字比分播报

USA 77 vs 85 GBR

Attendance: 12000

Game Time	USA - United States	Score	Lead	GBR - Great Britain
01:26				9 POLLOCK J Assist
01:20	13 LADE J 2-Pts paint made (2 In)	33-34	-1	
01:07	14 SCHULTE P Turnover			
00:58				11 BYRNE M 2-Pts missed (2 out)
00:53	15 CHAMBERS J Defensive Rebound			
00:43	13 LADE J 2-Pts paint made (2 In)	35-34	+1	
00:14		35-37	-2	9 POLLOCK J 3-Pts made (3 In)
00:02				15 OROGBEMI A Personal foul
00:02	13 LADE J Foul On			
00:02				13 FINBOW P Player IN <<----
00:02				15 OROGBEMI A Player OUT ---->>
00:02	4 BARBER E Player IN <<----			
00:02	6 LESPERANCE M Player OUT ---->>			
00:02	13 LADE J Free Throw missed (1 Out)			
00:02	13 LADE J Free Throw made (1 In)	36-37	-1	

## THIRD QUARTER

### Quarter Starters:

USA 14 SCHULTE P      9 SCOTT M      6 LESPERANCE M      12 NELMS J      15 CHAMBERS J  
GBR 7 BYWATER T      9 POLLOCK J      12 BLAKE A      13 FINBOW P      15 OROGBEMI A

Game Time	USA - United States	Score	Lead	GBR - Great Britain
10:00	14 SCHULTE P Player IN <<----			
10:00	9 SCOTT M Player IN <<----			
10:00				7 BYWATER T Player IN <<----
10:00	6 LESPERANCE M Player IN <<----			
10:00	12 NELMS J Player IN <<----			
10:00	15 CHAMBERS J Player IN <<----			
10:00				9 POLLOCK J Player IN <<----
10:00				12 BLAKE A Player IN <<----
10:00				13 FINBOW P Player IN <<----
10:00				15 OROGBEMI A Player IN <<----
09:53	Tap off situation, throw-in			
09:45	14 SCHULTE P 2 Pts paint missed (2 Out)			
09:45				7 BYWATER T Defensive Rebound
09:45	9 SCOTT M Personal foul			
09:45				7 BYWATER T Foul On
09:19				9 POLLOCK J 2-Pts missed (2 out)
09:17	9 SCOTT M Defensive Rebound			
09:07	14 SCHULTE P 2-Pts missed (2 out)			
09:03	12 NELMS J Offensive Rebound			
09:02	12 NELMS J 2-Pts made (2 In)	38-37	+1	
08:41	9 SCOTT M Personal foul			



## PLAY BY PLAY

文字比分播报

USA 77 vs 85 GBR

Attendance: 12000

Game Time	USA - United States	Score	Lead	GBR - Great Britain
08:41				7 BYWATER T Foul On
08:41				10 JAMA A Player IN <<----
08:41				8 MUNN S Player IN <<----
08:41				15 OROGBEMI A Player OUT ---->>
08:41				12 BLAKE A Player OUT ---->>
08:25		38-39	-1	7 BYWATER T 2-Pts made (2 In)
08:22				13 FINBOW P Assist
08:10	12 NELMS J 2-Pts paint made (2 In)	40-39	+1	
07:56				10 JAMA A 2 Pts paint missed (2 Out)
07:54				10 JAMA A Offensive Rebound
07:41		40-41	-1	9 POLLOCK J 2-Pts paint made (2 In)
07:39				10 JAMA A Assist
07:13	15 CHAMBERS J 2-Pts missed (2 out)			
07:10				8 MUNN S Defensive Rebound
07:05				7 BYWATER T Fast Break
07:03		40-43	-3	7 BYWATER T 2-Pts paint made (2 In)
06:39	9 SCOTT M 3-Pts missed (3 Out)			
06:36				8 MUNN S Defensive Rebound
06:31				13 FINBOW P Turnover
06:12	12 NELMS J 2-Pts missed (2 out)			
06:08				8 MUNN S Defensive Rebound
06:01		40-45	-5	7 BYWATER T 2-Pts paint made (2 In)
05:43	9 SCOTT M 2 Pts paint missed (2 Out)			
05:40				7 BYWATER T Defensive Rebound
05:34		40-47	-7	10 JAMA A 2-Pts paint made (2 In)
05:34				8 MUNN S Assist
05:34	Time out			
05:34	5 PAYE M Player IN <<----			
05:34	15 CHAMBERS J Player OUT ---->>			
05:34	11 SERIO S Player IN <<----			
05:34	12 NELMS J Player OUT ---->>			
05:13	14 SCHULTE P 2-Pts made (2 In)	42-47	-5	
05:06	11 SERIO S Assist			
05:05	14 SCHULTE P Personal foul			
05:05				8 MUNN S Foul On
05:05	4 BARBER E Player IN <<----			
05:05	6 LESPERANCE M Player OUT ---->>			
04:56				8 MUNN S Turnover
04:38	11 SERIO S 2-Pts made (2 In)	44-47	-3	
04:16				7 BYWATER T 2-Pts missed (2 out)
04:14	11 SERIO S Defensive Rebound			
04:05	9 SCOTT M 2 Pts paint missed (2 Out)			



## PLAY BY PLAY

文字比分播报

USA 77 vs 85 GBR

Attendance: 12000

Game Time	USA - United States	Score	Lead	GBR - Great Britain
04:05				8 MUNN S Defensive Rebound
03:50		44-50	-6	9 POLLOCK J 3-Pts made (3 In)
03:30	5 PAYE M 2-Pts missed (2 out)			
03:28	14 SCHULTE P Offensive Rebound			
03:06	11 SERIO S 2-Pts missed (2 out)			
03:04				8 MUNN S Defensive Rebound
02:58				9 POLLOCK J 2 Pts paint missed (2 Out)
02:58	9 SCOTT M Defensive Rebound			
02:44	5 PAYE M 2-Pts made (2 In)	46-50	-4	
02:38	11 SERIO S Assist			
02:12		46-53	-7	9 POLLOCK J 3-Pts made (3 In)
02:01	9 SCOTT M Offensive foul			
02:01	9 SCOTT M Turnover			
02:01				9 POLLOCK J Foul On
02:01				9 POLLOCK J Steal
01:45		46-55	-9	10 JAMA A 2-Pts paint made (2 In)
01:43				9 POLLOCK J Assist
01:23	5 PAYE M 2-Pts missed (2 out)			
01:21				9 POLLOCK J Defensive Rebound
01:16		46-57	-11	8 MUNN S 2-Pts paint made (2 In)
01:16				8 MUNN S Fast Break
01:16				13 FINBOW P Assist
01:16	Time out			
01:16	10 GLASBRENNER J Player IN <<----			
01:16	13 LADE J Player IN <<----			
01:16	11 SERIO S Player OUT ---->>			
01:16	9 SCOTT M Player OUT ---->>			
01:09	10 GLASBRENNER J Foul On			
01:09				7 BYWATER T Personal foul
01:09	10 GLASBRENNER J Free Throw missed (1 Out)			
01:09	10 GLASBRENNER J Free Throw made (1 In)	47-57	-10	
00:52				13 FINBOW P Foul On
00:52	13 LADE J Personal foul			
00:52		47-58	-11	13 FINBOW P Free Throw made (1 In)
00:52		47-59	-12	13 FINBOW P Free Throw made (1 In)
00:46				10 JAMA A Personal foul
00:46	14 SCHULTE P Foul On			
00:46				15 OROGBEMI A Player IN <<----
00:46				9 POLLOCK J Player OUT ---->>
00:42	10 GLASBRENNER J Foul On			
00:42				15 OROGBEMI A Personal foul
00:42				8 MUNN S Player OUT ---->>



## PLAY BY PLAY

文字比分播报

USA 77 vs 85 GBR

Attendance: 12000

Game Time	USA - United States	Score	Lead	GBR - Great Britain
00:42				4 BESTWICK J Player IN <<----
00:42				11 BYRNE M Player IN <<----
00:42				13 FINBOW P Player OUT ---->>
00:36				7 BYWATER T Personal foul
00:36	10 GLASBRENNER J Foul On			
00:25	13 LADE J 2 Pts paint missed (2 Out)			
00:20				4 BESTWICK J Defensive Rebound
00:01				10 JAMA A 2-Pts missed (2 out)
00:01				7 BYWATER T Offensive Rebound
00:00		47-61	-14	7 BYWATER T 2-Pts paint made (2 In)

## FOURTH QUARTER

### Quarter Starters:

USA 4 BARBER E                      5 PAYE M                      10 GLASBRENNER J                      13 LADE J                      14 SCHULTE P  
GBR 7 BYWATER T                      8 MUNN S                      9 POLLOCK J                      10 JAMA A                      13 FINBOW P

Game Time	USA - United States	Score	Lead	GBR - Great Britain
10:00	10 GLASBRENNER J Player IN <<----			
10:00	14 SCHULTE P Player IN <<----			
10:00	5 PAYE M Player IN <<----			
10:00	4 BARBER E Player IN <<----			
10:00	13 LADE J Player IN <<----			
10:00				7 BYWATER T Player IN <<----
10:00				8 MUNN S Player IN <<----
10:00				9 POLLOCK J Player IN <<----
10:00				10 JAMA A Player IN <<----
10:00				13 FINBOW P Player IN <<----
10:00				Tap off situation, throw-in
09:37				8 MUNN S 2 Pts paint missed (2 Out)
09:35	10 GLASBRENNER J Defensive Rebound			
09:27	5 PAYE M 2-Pts paint made (2 In)	49-61	-12	
09:06				7 BYWATER T 3-Pts missed (3 Out)
09:05	5 PAYE M Defensive Rebound			
09:05	5 PAYE M Foul On			
09:05				8 MUNN S Personal foul
09:05				4 BESTWICK J Player IN <<----
09:05				7 BYWATER T Player OUT ---->>
08:49	5 PAYE M 2-Pts missed (2 out)			
08:48				4 BESTWICK J Defensive Rebound
08:41	10 GLASBRENNER J Personal foul			
08:41				10 JAMA A Foul On
08:41				7 BYWATER T Player IN <<----
08:41				4 BESTWICK J Player OUT ---->>





## PLAY BY PLAY

文字比分播报

USA 77 vs 85 GBR

Attendance: 12000

Game Time	USA - United States	Score	Lead	GBR - Great Britain
08:27		49-63	-14	8 MUNN S 2-Pts paint made (2 In)
08:26				9 POLLOCK J Assist
08:21				10 JAMA A Personal foul
08:21	5 PAYE M Foul On			
08:21				10 JAMA A Player OUT ---->>
08:21				6 HAYES K Player IN <<----
08:14	10 GLASBRENNER J 2-Pts paint made (2 In)	51-63	-12	
08:13	4 BARBER E Assist			
07:48				8 MUNN S Foul On
07:48	10 GLASBRENNER J Personal foul			
07:48				Time out
07:48				8 MUNN S Free Throw missed (1 Out)
07:48		51-64	-13	8 MUNN S Free Throw made (1 In)
07:33				9 POLLOCK J Personal foul
07:33	5 PAYE M Foul On			
07:23	10 GLASBRENNER J 2-Pts paint made (2 In)	53-64	-11	
07:22	5 PAYE M Assist			
07:07				8 MUNN S Foul On
07:07	13 LADE J Personal foul			
07:07				10 JAMA A Player IN <<----
07:07				6 HAYES K Player OUT ---->>
06:58		53-66	-13	9 POLLOCK J 2-Pts made (2 In)
06:55				13 FINBOW P Assist
06:41	4 BARBER E 2-Pts paint made (2 In)	55-66	-11	
06:31	14 SCHULTE P Assist			
06:18	14 SCHULTE P Steal			
06:18				8 MUNN S Turnover
06:03	4 BARBER E 2-Pts paint made (2 In)	57-66	-9	
06:03	13 LADE J Assist			
05:53				10 JAMA A Turnover
05:39	10 GLASBRENNER J 2 Pts paint missed (2 Out)			
05:37				8 MUNN S Defensive Rebound
05:29				13 FINBOW P 2 Pts paint missed (2 Out)
05:27				7 BYWATER T Offensive Rebound
05:23	5 PAYE M Personal foul			
05:23				8 MUNN S Foul On
05:10				7 BYWATER T 2-Pts missed (2 out)
05:05	13 LADE J Defensive Rebound			
04:54	5 PAYE M 2-Pts missed (2 out)			
04:52				10 JAMA A Defensive Rebound
04:44		57-68	-11	7 BYWATER T 2-Pts paint made (2 In)
04:39				13 FINBOW P Assist



## PLAY BY PLAY

文字比分播报

USA 77 vs 85 GBR

Attendance: 12000

Game Time	USA - United States	Score	Lead	GBR - Great Britain
04:31	13 LADE J 2-Pts made (2 In)	59-68	-9	
04:31	13 LADE J Foul On			
04:31				9 POLLOCK J Personal foul
04:31	15 CHAMBERS J Player IN <<----			
04:31	10 GLASBRENNER J Player OUT ---->>			
04:31	13 LADE J Free Throw made (1 In)	60-68	-8	
04:31	7 MAZZI J Player IN <<----			
04:31	5 PAYE M Player OUT ---->>			
04:31	4 BARBER E Player OUT ---->>			
04:31	12 NELMS J Player IN <<----			
04:21	14 SCHULTE P Unsportmanlike foul			
04:21				8 MUNN S Foul On
04:21				8 MUNN S Free Throw missed (1 Out)
04:21				8 MUNN S Free Throw missed (1 Out)
04:06		60-70	-10	13 FINBOW P 2-Pts made (2 In)
04:02				9 POLLOCK J Assist
04:00	14 SCHULTE P Offensive foul			
04:00	14 SCHULTE P Turnover			
04:00				8 MUNN S Foul On
04:00				8 MUNN S Steal
03:57	15 CHAMBERS J Personal foul			
03:57				8 MUNN S Foul On
03:57		60-71	-11	8 MUNN S Free Throw made (1 In)
03:57		60-72	-12	8 MUNN S Free Throw made (1 In)
03:47				13 FINBOW P Personal foul
03:47	14 SCHULTE P Foul On			
03:47	14 SCHULTE P Free Throw missed (1 Out)			
03:47	14 SCHULTE P Free Throw made (1 In)	61-72	-11	
03:24		61-74	-13	7 BYWATER T 2-Pts made (2 In)
03:12	12 NELMS J 2 Pts paint missed (2 Out)			
03:10				8 MUNN S Defensive Rebound
02:44				7 BYWATER T 2-Pts missed (2 out)
02:41	13 LADE J Defensive Rebound			
02:39	15 CHAMBERS J Fast Break			
02:36	15 CHAMBERS J 2-Pts paint made (2 In)	63-74	-11	
02:33	13 LADE J Assist			
02:20	14 SCHULTE P Personal foul			
02:20				13 FINBOW P Foul On
02:20	Time out			
02:20		63-75	-12	13 FINBOW P Free Throw made (1 In)
02:20		63-76	-13	13 FINBOW P Free Throw made (1 In)
02:00	15 CHAMBERS J 2-Pts made (2 In)	65-76	-11	



## PLAY BY PLAY

文字比分播报

USA 77 vs 85 GBR

Attendance: 12000

Game Time	USA - United States	Score	Lead	GBR - Great Britain
01:55	15 CHAMBERS J Personal foul			
01:55				8 MUNN S Foul On
01:55				8 MUNN S Free Throw missed (1 Out)
01:55				8 MUNN S Free Throw missed (1 Out)
01:52	15 CHAMBERS J Defensive Rebound			
01:42	13 LADE J 2 Pts paint missed (2 Out)			
01:41				7 BYWATER T Defensive Rebound
01:40	15 CHAMBERS J Personal foul			
01:40				7 BYWATER T Foul On
01:40		65-77	-12	7 BYWATER T Free Throw made (1 In)
01:40		65-78	-13	7 BYWATER T Free Throw made (1 In)
01:30	14 SCHULTE P 3-Pts missed (3 Out)			
01:30				7 BYWATER T Defensive Rebound
01:30				7 BYWATER T Foul On
01:30	13 LADE J Personal foul			
01:30	5 PAYE M Player IN <<----			
01:30	11 SERIO S Player IN <<----			
01:30	13 LADE J Player OUT ---->>			
01:30	15 CHAMBERS J Player OUT ---->>			
01:30		65-79	-14	7 BYWATER T Free Throw made (1 In)
01:30		65-80	-15	7 BYWATER T Free Throw made (1 In)
01:20	14 SCHULTE P Turnover			
01:20				Time out
01:16	7 MAZZI J Personal foul			
01:16				7 BYWATER T Foul On
01:16		65-81	-16	7 BYWATER T Free Throw made (1 In)
01:15				7 BYWATER T Free Throw missed (1 Out)
01:11	11 SERIO S Defensive Rebound			
01:07	14 SCHULTE P 3-Pts made (3 In)	68-81	-13	
00:56	14 SCHULTE P Personal foul			
00:56				9 POLLOCK J Foul On
00:56				5 BROWN S Player IN <<----
00:56	14 SCHULTE P Player OUT ---->>			
00:56	13 LADE J Player IN <<----			
00:56				13 FINBOW P Player OUT ---->>
00:56				9 POLLOCK J Free Throw missed (1 Out)
00:56				9 POLLOCK J Free Throw missed (1 Out)
00:52	11 SERIO S Defensive Rebound			
00:46	13 LADE J Foul On			
00:46				5 BROWN S Personal foul
00:46	13 LADE J Free Throw made (1 In)	69-81	-12	
00:46	13 LADE J Free Throw missed (1 Out)			



## PLAY BY PLAY

文字比分播报

USA 77 vs 85 GBR

Attendance: 12000

Game Time	USA - United States	Score	Lead	GBR - Great Britain
00:40	12 NELMS J Offensive Rebound			
00:40	11 SERIO S 2-Pts paint made (2 In)	71-81	-10	
00:39	12 NELMS J Personal foul			
00:39				10 JAMA A Foul On
00:39				10 JAMA A Free Throw missed (1 Out)
00:39		71-82	-11	10 JAMA A Free Throw made (1 In)
00:30	11 SERIO S 2-Pts paint made (2 In)	73-82	-9	
00:30	5 PAYE M Assist			
00:23				8 MUNN S Foul On
00:23	7 MAZZI J Personal foul			
00:23		73-83	-10	8 MUNN S Free Throw made (1 In)
00:23		73-84	-11	8 MUNN S Free Throw made (1 In)
00:22	12 NELMS J Turnover			
00:21				8 MUNN S Foul On
00:21	11 SERIO S Personal foul			
00:21		73-85	-12	8 MUNN S Free Throw made (1 In)
00:20				8 MUNN S Free Throw missed (1 Out)
00:16	5 PAYE M Defensive Rebound			
00:11	13 LADE J 2-Pts paint made (2 In)	75-85	-10	
00:10	7 MAZZI J Personal foul			
00:10				8 MUNN S Foul On
00:10				8 MUNN S Free Throw missed (1 Out)
00:07				8 MUNN S Free Throw missed (1 Out)
00:05	11 SERIO S Defensive Rebound			
00:02	13 LADE J 2-Pts paint made (2 In)	77-85	-8	



## RESULTS

比赛成绩

### USA 36 vs 37 GBR

Attendance: 12000

Referee: KINDERVATER Max (GER)

Commissioner: de KNOCK Luc D H M (BEL)

Umpires: SALGUERO Cristian Ariel (ARG); WELLS Matthew Brian (AUS)

Classifier: LACHANCE Anne (CAN)

		Q1		Q2	
Scoring by 5 min intervals:	USA	6	14	20	36
	GBR	9	18	28	37

#### USA - UNITED STATES of AMERICA

No.	Name	Sport Class	MIN	Field Goals		2 Points		3 Points		Free Throws		Rebounds			AS	TO	ST	BS	PF	FO	PTS
				M/A	%	M/A	%	M/A	%	M/A	%	OR	DR	TOT							
*5	PAYE Mikey (C)	3.0	13:24	3/4	75	3/3	100	0/1	0			1	1	1						1	6
*6	LESPERANCE Matt	1.0	19:58	0/1	0	0/1	0							2	1				2		0
*13	LADE Jeremy	2.5	20:00	3/4	75	3/4	75			1/4	25	2	2	1		2			1	6	7
*14	SCHULTE Paul	3.0	16:17	1/5	20	1/3	33	0/2	0			3	3	1	1	1				1	2
*15	CHAMBERS Joe	4.0	20:00	10/15	67	10/15	67			1/3	33	1	4	5	1	1	1	1		2	21
4	BARBER Eric	1.0	00:02																		0
7	MAZZI Jaime	2.0	00:00																		0
8	COUNTS Jacob	3.5	05:53	0/1	0	0/1	0					1	1	2					2		0
9	SCOTT Matt	3.5	00:00																		0
10	GLASBRENNER Jeff	4.5	00:00																		0
11	SERIO Steve	3.5	04:26																1	1	0
12	NELMS Jay	2.5	00:00																		0
Team/Coach																					
<b>Totals</b>				17/30	57	17/27	63	0/3	0	2/7	29	2	11	13	6	3	4	1	6	11	36
<b>Coach</b>		WILSON Steve																			
<b>Assistant Coach</b>		CHYNOWETH Tracy									JACKSON Paul										

#### GBR - GREAT BRITAIN

No.	Name	Sport Class	MIN	Field Goals		2 Points		3 Points		Free Throws		Rebounds			AS	TO	ST	BS	PF	FO	PTS
				M/A	%	M/A	%	M/A	%	M/A	%	OR	DR	TOT							
*8	MUNN Simon	4.0	17:24	4/8	50	4/8	50			2/2	100	1	5	6	2	2			3	1	10
*9	POLLOCK Jon (C)	2.5	20:00	2/5	40	1/2	50	1/3	33				2	2	2	2			1		5
*12	BLAKE Andrew	2.5	09:35	1/1	100	1/1	100			1/1	100									1	3
*13	FINBOW Peter	2.0	16:51	0/2	0	0/2	0					1	2	3			1		1	1	0
*15	OROGBEMI Ade	2.5	09:33	1/1	100	1/1	100								1				3		2
4	BESTWICK Joseph	4.5	00:00																		0
5	BROWN Simon	2.0	00:00																		0
6	HAYES Kevin	1.0	00:00																		0
7	BYWATER Terence	4.5	13:01	5/6	83	4/4	100	1/2	50	4/4	100		2	2		2			2	3	15
10	JAMA Abdillah	1.0	10:25	1/3	33	1/3	33												1		2
11	BYRNE Matthew	1.5	03:11	0/1	0	0/1	0														0
14	HALL Jonathan	3.0	00:00																		0
Team/Coach																					
<b>Totals</b>				14/27	52	12/22	55	2/5	40	7/7	100	2	13	15	5	6	1		11	6	37
<b>Coach</b>		THOMAS Sinclair Richford																			
<b>Assistant Coach</b>		BHANIA Haj Singh																			

	USA	GBR
Points from Turnovers	2	3
Points in the Paint	24	10
Second Chance Points	4	4
Fast Break Points	2	0

	USA	GBR
Biggest Lead	1	8
Biggest Scoring Run	9-0(31-30)	7-0(14-20)
Lead Changes	10	
Times Tied	3	

#### Legend:

%	Shooting Percentage	(C)	Captain	*	Starters	AS	Assists
BS	Blocked Shots	DR	Defensive Rebounds	FO	Fouls On	M/A	Made/Attempts
MIN	Minutes Played	OR	Offensive Rebounds	PF	Fouls	PTS	Points
Qx	Quarter Time	ST	Steals	TO	Turnovers	TOT	Total Rebounds



## RESULTS

比赛成绩

### USA 77 vs 85 GBR

Attendance: 12000

Referee: KINDERVATER Max (GER)

Commissioner: de KNOCK Luc D H M (BEL)

Umpires: SALGUERO Cristian Ariel (ARG); WELLS Matthew Brian (AUS)

Classifier: LACHANCE Anne (CAN)

		Q1		Q2		Q3		Q4	
Scoring by 5 min intervals:	USA	6	14	20	36	42	47	57	77
	GBR	9	18	28	37	47	61	66	85

#### USA - UNITED STATES of AMERICA

No.	Name	Sport Class	MIN	Field Goals		2 Points		3 Points		Free Throws		Rebounds			AS	TO	ST	BS	PF	FO	PTS
				M/A	%	M/A	%	M/A	%	M/A	%	OR	DR	TOT							
*5	PAYE Mikey (C)	3.0	25:57	5/10	50	5/9	56	0/1	0			3	3	3					1	4	10
*6	LESPERANCE Matt	1.0	24:53	0/1	0	0/1	0							2	1				2		0
*13	LADE Jeremy	2.5	30:42	6/9	67	6/9	67			3/7	43	4	4	3		2			4	8	15
*14	SCHULTE Paul	3.0	35:21	3/10	30	2/6	33	1/4	25	1/2	50	1	3	4	2	3	2		5	3	8
*15	CHAMBERS Joe	4.0	27:27	12/18	67	12/18	67			1/3	33	1	5	6	1	1	1	1	3	2	25
4	BARBER Eric	1.0	10:36	2/2	100	2/2	100							1							4
7	MAZZI Jaime	2.0	04:31																3		0
8	COUNTS Jacob	3.5	05:53	0/1	0	0/1	0					1	1	2					2		0
9	SCOTT Matt	3.5	08:44	0/3	0	0/2	0	0/1	0					2	2	1			3		0
10	GLASBRENNER Jeff	4.5	06:45	2/3	67	2/3	67			1/2	50	1	1						2	3	5
11	SERIO Steve	3.5	10:14	3/4	75	3/4	75					4	4	2					2	1	6
12	NELMS Jay	2.5	08:57	2/4	50	2/4	50					2		2		1			1		4
Team/Coach																					
<b>Totals</b>				35/65	54	34/59	58	1/6	17	6/14	43	5	23	28	14	7	5	1	28	21	77
<b>Coach</b>		WILSON Steve																			
<b>Assistant Coach</b>		CHYNOWETH Tracy									JACKSON Paul										

#### GBR - GREAT BRITAIN

No.	Name	Sport Class	MIN	Field Goals		2 Points		3 Points		Free Throws		Rebounds			AS	TO	ST	BS	PF	FO	PTS	
				M/A	%	M/A	%	M/A	%	M/A	%	OR	DR	TOT								
*8	MUNN Simon	4.0	35:23	6/11	55	6/11	55			8/16	50	1	12	13	3	4	1		4	12	20	
*9	POLLOCK Jon (C)	2.5	39:14	6/11	55	3/6	50	3/5	60	0/2	0	3	3	5	2	1			3	2	15	
*12	BLAKE Andrew	2.5	10:54	1/1	100	1/1	100			1/1	100								1		3	
*13	FINBOW Peter	2.0	35:13	1/4	25	1/4	25			4/4	100	1	2	3	4	1	1		2	3	6	
*15	OROGBEMI Ade	2.5	11:38	1/1	100	1/1	100							1					4		2	
4	BESTWICK Joseph	4.5	01:06									2	2								0	
5	BROWN Simon	2.0	00:56																1		0	
6	HAYES Kevin	1.0	01:14																		0	
7	BYWATER Terence	4.5	32:37	11/16	69	10/13	77	1/3	33	9/10	90	2	6	8		2			4	8	32	
10	JAMA Abdillah	1.0	27:52	3/7	43	3/7	43			1/2	50	1	1	2	1	1			3	2	7	
11	BYRNE Matthew	1.5	03:53	0/1	0	0/1	0														0	
14	HALL Jonathan	3.0	00:00																		0	
Team/Coach																						
<b>Totals</b>				29/52	56	25/44	57	4/8	50	23/35	66	5	28	33	14	10	3			21	28	85
<b>Coach</b>		THOMAS Sinclair Richford																				
<b>Assistant Coach</b>		BHANIA Haj Singh																				

	USA	GBR
Points from Turnovers	6	9
Points in the Paint	46	28
Second Chance Points	8	8
Fast Break Points	4	2

	USA	GBR
Biggest Lead	1	16
Biggest Scoring Run	9-0(31-30)	8-0(40-47)
Lead Changes	14	
Times Tied	3	

Legend:

%	Shooting Percentage	(C)	Captain	*	Starters	AS	Assists
BS	Blocked Shots	DR	Defensive Rebounds	FO	Fouls On	M/A	Made/Attempts
MIN	Minutes Played	OR	Offensive Rebounds	OTx	Overtime	PF	Fouls
PTS	Points	Qx	Quarter Time	ST	Steals	TO	Turnovers
TOT	Total Rebounds						



## START LIST

首发名单

### ISR - GER

**Referee:** BURFORD Jonathon Blake (USA)  
**Umpires:** CALIGIURI Gabriele (AUS); GREGORY Christopher (GBR)

**Commissioner:** LOVE Greg (AUS)  
**Classifier:** TSUNEMI Hiroshi (JPN)

#### ISR - Israel

No.	Name	Pos	Age	Sport Class	Current Games Statistics						
					PPG	FG%	3FG%	FT%	RPG	APG	MPG (GP)
4	SAR TOV Eyal	F	46	4.5	1.0	0		50	1.0		04:45 (1)
5	DROR Lior	C	34	4.5	14.0	52	100	45	7.2	1.7	25:29 (6)
6	OTTOLENGHI Ariel	G	45	2.0	1.0	17			0.2	1.0	06:58 (6)
7	FURMAN Ron	G	30	1.0	0.7	50		33	1.3	0.2	24:00 (6)
8	MEISHAR Dotan	F	39	4.0	16.5	47		70	12.5	1.0	33:10 (6)
9	ROZENBERG Roei	G	37	2.5	15.0	38	10	70	2.8	3.7	32:14 (6)
10	LEHRMAN Avraham	G	41	2.0	1.6	24			0.8	2.4	14:38 (5)
11	DOR Oon Igal Allon	F	24	4.5	1.8	29		33	2.2	0.2	08:20 (6)
12	HENDEL Liran	G	35	2.0	9.0	40	23	28	2.8	2.7	33:15 (6)
13	HAIM Shay-Refael	G	26	2.0	0.7	100		0			02:33 (3)
14	PHILIPPS Rotem (C)	F	36	4.0	3.3	45		33	5.2	1.0	12:12 (6)
15	DRAI David	G	37	1.0	0.0	0		0	0.6		12:03 (5)
Team			35.8		54.1	41	16	52	30.4	11.4	
<b>Coach</b>		PINTO Ari									
<b>Assistant Coach</b>		KLEIN Benyamin					ZAIDE Michael				

ISR Played		
PR	USA	53-76
PR	CHN	80-41
PR	BRA	73-60
PR	AUS	59-66
PR	GBR	67-82
QF	CAN	47-55
CL	CAN	-

#### GER - Germany

No.	Name	Pos	Age	Sport Class	Current Games Statistics						
					PPG	FG%	3FG%	FT%	RPG	APG	MPG (GP)
4	LOHMANN Bjoern	F	29	1.0	1.0	17		75	0.9	0.1	11:48 (7)
5	SCHUERMANN Jens	F	27	1.0	2.0	35			1.4	0.3	26:30 (7)
6	QUALI Mimoun	F	33	3.0	2.0	43			0.3		03:52 (3)
7	LEHMANN Lars	G	31	3.0	5.9	35	33	13	3.4	4.1	22:28 (7)
8	BIENEK Andre	C	21	3.0	7.9	48		38	4.9	1.4	18:58 (7)
9	FISCHER Florian	F/G	31	1.5	1.7	50	0	100	1.6	1.1	19:58 (7)
10	KRESS Andreas	C	22	3.5	1.7	50		50	1.0		03:05 (3)
11	PASSIWAN Dirk	F/G	31	4.5	16.7	42	10	61	4.6	2.1	20:11 (7)
12	WOLK Sebastian	C	27	4.0	7.7	53		73	3.1	0.7	16:44 (7)
13	CHRISTINK Lars (C)	G	36	2.0	7.6	36	14	67	1.9	3.7	20:51 (7)
15	KOHLER-LENZ Dirk	C	40	4.0	14.6	51	0	61	11.1	0.7	31:28 (7)
Team			29.8		66.6	43	12	54	33.4	14.4	
<b>Coach</b>		WIEGMANN Frits									
<b>Assistant Coach</b>		MOERTL Sigggi									

GER Played		
PR	CAN	59-62
PR	JPN	56-58
PR	RSA	96-43
PR	IRI	73-63
PR	SWE	78-72
QF	GBR	64-71
CL	JPN	71-57

#### Legend:

3FG%	3 Field Goals %	APG	Assists per Game	C	Centre	CL	Classification
F	Forward	FG%	Field Goals %	FT%	Free Throws %	G	Guard
GP	Games Played	MPG	Minutes Played per Game	Pos	Playing Position	PPG	Points per Game
PR	Preliminary Round	QF	Quarterfinal	RPG	Rebounds per Game		



## PLAY BY PLAY

文字比分播报

ISR 30 vs 33 GER

Attendance: 11204

		Q1		Q2	
Scoring by 5 min intervals:	ISR	8	17	22	30
	GER	9	19	27	33

### FIRST QUARTER

#### Quarter Starters:

ISR 5 DROR L                      7 FURMAN R                      8 MEISHAR D                      9 ROZENBERG R                      12 HENDEL L  
GER 5 SCHUERMANN J              8 BIENEK A                      9 FISCHER F                      11 PASSIWAN D                      15 KOHLER-LENZ D

Game Time	ISR - Israel	Score	Lead	GER - Germany
10:00	5 DROR L Player IN <<----			
10:00	7 FURMAN R Player IN <<----			
10:00	8 MEISHAR D Player IN <<----			
10:00	9 ROZENBERG R Player IN <<----			
10:00	12 HENDEL L Player IN <<----			
10:00				5 SCHUERMANN J Player IN <<----
10:00				8 BIENEK A Player IN <<----
10:00				9 FISCHER F Player IN <<----
10:00				11 PASSIWAN D Player IN <<----
10:00				15 KOHLER-LENZ D Player IN <<----
10:00	8 MEISHAR D Tap off lost			15 KOHLER-LENZ D Tap off won
09:47		0-2	-2	11 PASSIWAN D 2-Pts made (2 In)
09:45				9 FISCHER F Assist
09:35	12 HENDEL L 2-Pts paint made (2 In)	2-2	0	
09:33	9 ROZENBERG R Assist			
09:20	7 FURMAN R Personal foul			
09:20				15 KOHLER-LENZ D Foul On
09:00				8 BIENEK A 2-Pts missed (2 out)
08:58				15 KOHLER-LENZ D Offensive Rebound
08:57		2-4	-2	11 PASSIWAN D 2-Pts made (2 In)
08:55				15 KOHLER-LENZ D Assist
08:42	9 ROZENBERG R 2-Pts missed (2 out)			
08:41				8 BIENEK A Defensive Rebound
08:26		2-6	-4	11 PASSIWAN D 2-Pts made (2 In)
08:23				15 KOHLER-LENZ D Assist
08:11	8 MEISHAR D 2-Pts paint made (2 In)	4-6	-2	
08:10	9 ROZENBERG R Assist			
07:51	12 HENDEL L Steal			
07:51				11 PASSIWAN D Turnover
07:47	9 ROZENBERG R Offensive foul			
07:47	9 ROZENBERG R Turnover			
07:47				9 FISCHER F Foul On
07:47				9 FISCHER F Steal
07:47				8 BIENEK A Player OUT ----->





## PLAY BY PLAY

文字比分播报

ISR 30 vs 33 GER

Attendance: 11204

Game Time	ISR - Israel	Score	Lead	GER - Germany
07:47				7 LEHMANN L Player IN <<----
07:32	9 ROZENBERG R Personal foul			
07:32				15 KOHLER-LENZ D Foul On
07:22				11 PASSIWAN D Turnover
07:03	9 ROZENBERG R 2-Pts missed (2 out)			
07:01				11 PASSIWAN D Defensive Rebound
06:49				15 KOHLER-LENZ D 2 Pts paint missed (2 Out)
06:49				15 KOHLER-LENZ D Offensive Rebound
06:49		4-8	-4	15 KOHLER-LENZ D 2-Pts paint made (2 In)
06:49	5 DROR L Personal foul			
06:49				15 KOHLER-LENZ D Foul On
06:49	Time out			
06:49		4-9	-5	15 KOHLER-LENZ D Free Throw made (1 In)
06:29	9 ROZENBERG R 2-Pts made (2 In)	6-9	-3	
06:02				5 SCHUERMAN J 2-Pts missed (2 out)
06:00	8 MEISHAR D Defensive Rebound			
05:55	12 HENDEL L Turnover			
05:33				11 PASSIWAN D 2-Pts missed (2 out)
05:32	12 HENDEL L Defensive Rebound			
05:11	5 DROR L 2-Pts paint made (2 In)	8-9	-1	
04:46	12 HENDEL L Personal foul			
04:46				15 KOHLER-LENZ D Foul On
04:46		8-10	-2	15 KOHLER-LENZ D Free Throw made (1 In)
04:46		8-11	-3	15 KOHLER-LENZ D Free Throw made (1 In)
04:31	5 DROR L 2-Pts paint made (2 In)	10-11	-1	
04:30	9 ROZENBERG R Assist			
04:05				11 PASSIWAN D 2-Pts missed (2 out)
04:02	5 DROR L Defensive Rebound			
03:59				7 LEHMANN L Personal foul
03:59	8 MEISHAR D Foul On			
03:59				Time out
03:59				7 LEHMANN L Player OUT ---->>
03:59				9 FISCHER F Player OUT ---->>
03:59				11 PASSIWAN D Player OUT ---->>
03:59				8 BIENEK A Player IN <<----
03:59				12 WOLK S Player IN <<----
03:59				13 CHRISTINK L Player IN <<----
03:43	5 DROR L 2-Pts paint made (2 In)	12-11	+1	
03:41	9 ROZENBERG R Assist			
03:24				15 KOHLER-LENZ D 2 Pts paint missed (2 Out)
03:23				15 KOHLER-LENZ D Offensive Rebound
03:23				15 KOHLER-LENZ D 2 Pts paint missed (2 Out)



## PLAY BY PLAY

文字比分播报

ISR 30 vs 33 GER

Attendance: 11204

Game Time	ISR - Israel	Score	Lead	GER - Germany
03:21	5 DROR L Defensive Rebound			
03:06	8 MEISHAR D 2-Pts paint made (2 In)	14-11	+3	
03:04	12 HENDEL L Assist			
02:50				8 BIENEK A 2-Pts missed (2 out)
02:49				12 WOLK S Offensive Rebound
02:47				12 WOLK S Turnover
02:47	12 HENDEL L Player OUT ---->>			
02:47	10 LEHRMAN A Player IN <<----			
02:41	8 MEISHAR D Turnover			
02:30	7 FURMAN R Personal foul			
02:30				12 WOLK S Foul On
02:30		14-12	+2	12 WOLK S Free Throw made (1 In)
02:30		14-13	+1	12 WOLK S Free Throw made (1 In)
02:30	7 FURMAN R Player OUT ---->>			
02:30	15 DRAI D Player IN <<----			
02:19	9 ROZENBERG R 2-Pts missed (2 out)			
02:17				5 SCHUERMAN J Defensive Rebound
02:08				15 KOHLER-LENZ D Offensive foul
02:08				15 KOHLER-LENZ D Turnover
02:08	8 MEISHAR D Foul On			
02:08	8 MEISHAR D Steal			
02:08	15 DRAI D Turnover			
01:40		14-15	-1	13 CHRISTINK L 2-Pts made (2 In)
01:19	9 ROZENBERG R 2-Pts paint made (2 In)	16-15	+1	
01:19	8 MEISHAR D Assist			
01:19				12 WOLK S Personal foul
01:19	9 ROZENBERG R Foul On			
01:18	9 ROZENBERG R Free Throw missed (1 Out)			
01:14				13 CHRISTINK L Defensive Rebound
01:06				12 WOLK S 2 Pts paint missed (2 Out)
01:05				12 WOLK S Offensive Rebound
01:05		16-17	-1	12 WOLK S 2-Pts paint made (2 In)
01:04				13 CHRISTINK L Personal foul
01:04	15 DRAI D Foul On			
01:04	9 ROZENBERG R Player OUT ---->>			
01:04	12 HENDEL L Player IN <<----			
00:54	15 DRAI D Turnover			
00:38				8 BIENEK A 2-Pts missed (2 out)
00:36	5 DROR L Defensive Rebound			
00:33				8 BIENEK A Personal foul
00:33	12 HENDEL L Foul On			
00:33	12 HENDEL L Free Throw missed (1 Out)			



## PLAY BY PLAY

文字比分播报

ISR 30 vs 33 GER

Attendance: 11204

Game Time	ISR - Israel	Score	Lead	GER - Germany
00:33	12 HENDEL L Free Throw made (1 In)	17-17	0	
00:02		17-19	-2	12 WOLK S 2-Pts paint made (2 In)
00:01				5 SCHUERMANN J Assist

## SECOND QUARTER

### Quarter Starters:

**ISR** 5 DROR L                      7 FURMAN R                      8 MEISHAR D                      9 ROZENBERG R                      12 HENDEL L  
**GER** 5 SCHUERMANN J              8 BIENEK A                      12 WOLK S                      13 CHRISTINK L                      15 KOHLER-LENZ D

Game Time	ISR - Israel	Score	Lead	GER - Germany
10:00				5 SCHUERMANN J Player IN <<----
10:00				8 BIENEK A Player IN <<----
10:00				12 WOLK S Player IN <<----
10:00				13 CHRISTINK L Player IN <<----
10:00				15 KOHLER-LENZ D Player IN <<----
10:00	5 DROR L Player IN <<----			
10:00	7 FURMAN R Player IN <<----			
10:00	8 MEISHAR D Player IN <<----			
10:00	9 ROZENBERG R Player IN <<----			
10:00	12 HENDEL L Player IN <<----			
09:59	Tap off situation, throw-in			
09:47	5 DROR L 2-Pts missed (2 out)			
09:45				12 WOLK S Defensive Rebound
09:26		17-21	-4	12 WOLK S 2-Pts paint made (2 In)
09:25				8 BIENEK A Assist
09:20				12 WOLK S Personal foul
09:20	9 ROZENBERG R Foul On			
09:06	8 MEISHAR D 2-Pts paint made (2 In)	19-21	-2	
09:04	12 HENDEL L Assist			
08:46				8 BIENEK A 2-Pts missed (2 out)
08:45	9 ROZENBERG R Defensive Rebound			
08:32	12 HENDEL L 3-Pts made (3 In)	22-21	+1	
08:08				8 BIENEK A Turnover
08:08	12 HENDEL L Steal			
08:08	5 DROR L Turnover			
07:46				8 BIENEK A 2-Pts missed (2 out)
07:45	8 MEISHAR D Defensive Rebound			
07:43	9 ROZENBERG R Turnover			
07:43				8 BIENEK A Player OUT ---->>
07:43				7 LEHMANN L Player IN <<----
07:23		22-23	-1	13 CHRISTINK L 2-Pts made (2 In)
07:06	12 HENDEL L 3-Pts missed (3 Out)			
07:04				12 WOLK S Defensive Rebound



## PLAY BY PLAY

文字比分播报

ISR 30 vs 33 GER

Attendance: 11204

Game Time	ISR - Israel	Score	Lead	GER - Germany
06:59				7 LEHMANN L 2 Pts paint missed (2 Out)
06:58	9 ROZENBERG R Defensive Rebound			
06:47				13 CHRISTINK L Steal
06:47	5 DROR L Turnover			
06:40		22-25	-3	7 LEHMANN L 2-Pts paint made (2 In)
06:39				7 LEHMANN L Fast Break
06:38				13 CHRISTINK L Assist
06:29				13 CHRISTINK L Steal
06:29	12 HENDEL L Turnover			
06:18		22-27	-5	13 CHRISTINK L 2-Pts made (2 In)
06:18				7 LEHMANN L Assist
06:18	Time out			
06:18	5 DROR L Player OUT ---->>			
06:18	14 PHILIPPS R Player IN <<----			
05:53				15 KOHLER-LENZ D Steal
05:53	7 FURMAN R Turnover			
05:31				12 WOLK S 2-Pts missed (2 out)
05:30				13 CHRISTINK L Offensive Rebound
05:14	14 PHILIPPS R Steal			
05:14				7 LEHMANN L Turnover
05:04	8 MEISHAR D 2-Pts missed (2 out)			
05:03				7 LEHMANN L Defensive Rebound
04:57		22-29	-7	12 WOLK S 2-Pts paint made (2 In)
04:55				13 CHRISTINK L Assist
04:39	12 HENDEL L 3-Pts missed (3 Out)			
04:38	8 MEISHAR D Offensive Rebound			
04:32	8 MEISHAR D 2 Pts paint missed (2 Out)			
04:30				15 KOHLER-LENZ D Defensive Rebound
04:08				12 WOLK S 2 Pts paint missed (2 Out)
04:05	8 MEISHAR D Defensive Rebound			
04:04	8 MEISHAR D Turnover			
04:04				7 LEHMANN L Steal
03:51		22-31	-9	7 LEHMANN L 2-Pts paint made (2 In)
03:43				7 LEHMANN L Personal foul
03:43	12 HENDEL L Foul On			
03:43	9 ROZENBERG R Player OUT ---->>			
03:43	7 FURMAN R Player OUT ---->>			
03:43	6 OTTOLENGHI A Player IN <<----			
03:43	10 LEHRMAN A Player IN <<----			
03:26	6 OTTOLENGHI A Turnover			
03:26				12 WOLK S Steal
03:07				15 KOHLER-LENZ D 2-Pts missed (2 out)



## PLAY BY PLAY

文字比分播报

ISR 30 vs 33 GER

Attendance: 11204

Game Time	ISR - Israel	Score	Lead	GER - Germany
03:05	14 PHILIPPS R Defensive Rebound			
02:54	8 MEISHAR D 2-Pts paint made (2 In)	24-31	-7	
02:53	6 OTTOLENGHI A Assist			
02:35		24-33	-9	13 CHRISTINK L 2-Pts made (2 In)
02:33				7 LEHMANN L Assist
02:24				13 CHRISTINK L Personal foul
02:24	12 HENDEL L Foul On			
02:13	14 PHILIPPS R 2-Pts paint made (2 In)	26-33	-7	
02:11	6 OTTOLENGHI A Assist			
01:50				12 WOLK S 2-Pts missed (2 out)
01:49	12 HENDEL L Defensive Rebound			
01:32	14 PHILIPPS R 2-Pts paint made (2 In)	28-33	-5	
01:29	6 OTTOLENGHI A Assist			
01:19	6 OTTOLENGHI A Personal foul			
01:19				15 KOHLER-LENZ D Foul On
01:19				12 WOLK S Player OUT ---->>
01:19				5 SCHUERMANN J Player OUT ---->>
01:19				6 QUALI M Player IN <<----
01:19				9 FISCHER F Player IN <<----
01:19				15 KOHLER-LENZ D Player OUT ---->>
01:19				11 PASSIWAN D Player IN <<----
00:56				13 CHRISTINK L 2-Pts missed (2 out)
00:54	12 HENDEL L Defensive Rebound			
00:30	8 MEISHAR D 2-Pts made (2 In)	30-33	-3	
00:28	12 HENDEL L Assist			
00:02				7 LEHMANN L 3-Pts missed (3 Out)
00:01	10 LEHRMAN A Defensive Rebound			



## PLAY BY PLAY

文字比分播报

ISR 54 vs 63 GER

Attendance: 11204

		Q1		Q2		Q3		Q4	
Scoring by 5 min intervals:	ISR	8	17	22	30	36	42	46	54
	GER	9	19	27	33	37	45	52	63

### FIRST QUARTER

#### Quarter Starters:

ISR 5 DROR L                      7 FURMAN R                      8 MEISHAR D                      9 ROZENBERG R                      12 HENDEL L  
GER 5 SCHUERMANN J              8 BIENEK A                      9 FISCHER F                      11 PASSIWAN D                      15 KOHLER-LENZ D

Game Time	ISR - Israel	Score	Lead	GER - Germany
10:00	5 DROR L Player IN <<----			
10:00	7 FURMAN R Player IN <<----			
10:00	8 MEISHAR D Player IN <<----			
10:00	9 ROZENBERG R Player IN <<----			
10:00	12 HENDEL L Player IN <<----			
10:00				5 SCHUERMANN J Player IN <<----
10:00				8 BIENEK A Player IN <<----
10:00				9 FISCHER F Player IN <<----
10:00				11 PASSIWAN D Player IN <<----
10:00				15 KOHLER-LENZ D Player IN <<----
10:00	8 MEISHAR D Tap off lost			15 KOHLER-LENZ D Tap off won
09:47		0-2	-2	11 PASSIWAN D 2-Pts made (2 In)
09:45				9 FISCHER F Assist
09:35	12 HENDEL L 2-Pts paint made (2 In)	2-2	0	
09:33	9 ROZENBERG R Assist			
09:20	7 FURMAN R Personal foul			
09:20				15 KOHLER-LENZ D Foul On
09:00				8 BIENEK A 2-Pts missed (2 out)
08:58				15 KOHLER-LENZ D Offensive Rebound
08:57		2-4	-2	11 PASSIWAN D 2-Pts made (2 In)
08:55				15 KOHLER-LENZ D Assist
08:42	9 ROZENBERG R 2-Pts missed (2 out)			
08:41				8 BIENEK A Defensive Rebound
08:26		2-6	-4	11 PASSIWAN D 2-Pts made (2 In)
08:23				15 KOHLER-LENZ D Assist
08:11	8 MEISHAR D 2-Pts paint made (2 In)	4-6	-2	
08:10	9 ROZENBERG R Assist			
07:51	12 HENDEL L Steal			
07:51				11 PASSIWAN D Turnover
07:47	9 ROZENBERG R Offensive foul			
07:47	9 ROZENBERG R Turnover			
07:47				9 FISCHER F Foul On
07:47				9 FISCHER F Steal
07:47				8 BIENEK A Player OUT ----->



## PLAY BY PLAY

文字比分播报

ISR 54 vs 63 GER

Attendance: 11204

Game Time	ISR - Israel	Score	Lead	GER - Germany
07:47				7 LEHMANN L Player IN <<----
07:32	9 ROZENBERG R Personal foul			
07:32				15 KOHLER-LENZ D Foul On
07:22				11 PASSIWAN D Turnover
07:03	9 ROZENBERG R 2-Pts missed (2 out)			
07:01				11 PASSIWAN D Defensive Rebound
06:49				15 KOHLER-LENZ D 2 Pts paint missed (2 Out)
06:49				15 KOHLER-LENZ D Offensive Rebound
06:49		4-8	-4	15 KOHLER-LENZ D 2-Pts paint made (2 In)
06:49	5 DROR L Personal foul			
06:49				15 KOHLER-LENZ D Foul On
06:49	Time out			
06:49		4-9	-5	15 KOHLER-LENZ D Free Throw made (1 In)
06:29	9 ROZENBERG R 2-Pts made (2 In)	6-9	-3	
06:02				5 SCHUERMANN J 2-Pts missed (2 out)
06:00	8 MEISHAR D Defensive Rebound			
05:55	12 HENDEL L Turnover			
05:33				11 PASSIWAN D 2-Pts missed (2 out)
05:32	12 HENDEL L Defensive Rebound			
05:11	5 DROR L 2-Pts paint made (2 In)	8-9	-1	
04:46	12 HENDEL L Personal foul			
04:46				15 KOHLER-LENZ D Foul On
04:46		8-10	-2	15 KOHLER-LENZ D Free Throw made (1 In)
04:46		8-11	-3	15 KOHLER-LENZ D Free Throw made (1 In)
04:31	5 DROR L 2-Pts paint made (2 In)	10-11	-1	
04:30	9 ROZENBERG R Assist			
04:05				11 PASSIWAN D 2-Pts missed (2 out)
04:02	5 DROR L Defensive Rebound			
03:59				7 LEHMANN L Personal foul
03:59	8 MEISHAR D Foul On			
03:59				Time out
03:59				7 LEHMANN L Player OUT ---->>
03:59				9 FISCHER F Player OUT ---->>
03:59				11 PASSIWAN D Player OUT ---->>
03:59				8 BIENEK A Player IN <<----
03:59				12 WOLK S Player IN <<----
03:59				13 CHRISTINK L Player IN <<----
03:43	5 DROR L 2-Pts paint made (2 In)	12-11	+1	
03:41	9 ROZENBERG R Assist			
03:24				15 KOHLER-LENZ D 2 Pts paint missed (2 Out)
03:23				15 KOHLER-LENZ D Offensive Rebound
03:23				15 KOHLER-LENZ D 2 Pts paint missed (2 Out)



## PLAY BY PLAY

文字比分播报

ISR 54 vs 63 GER

Attendance: 11204

Game Time	ISR - Israel	Score	Lead	GER - Germany
03:21	5 DROR L Defensive Rebound			
03:06	8 MEISHAR D 2-Pts paint made (2 In)	14-11	+3	
03:04	12 HENDEL L Assist			
02:50				8 BIENEK A 2-Pts missed (2 out)
02:49				12 WOLK S Offensive Rebound
02:47				12 WOLK S Turnover
02:47	12 HENDEL L Player OUT ---->>			
02:47	10 LEHRMAN A Player IN <<----			
02:41	8 MEISHAR D Turnover			
02:30	7 FURMAN R Personal foul			
02:30				12 WOLK S Foul On
02:30		14-12	+2	12 WOLK S Free Throw made (1 In)
02:30		14-13	+1	12 WOLK S Free Throw made (1 In)
02:30	7 FURMAN R Player OUT ---->>			
02:30	15 DRAI D Player IN <<----			
02:19	9 ROZENBERG R 2-Pts missed (2 out)			
02:17				5 SCHUERMANN J Defensive Rebound
02:08				15 KOHLER-LENZ D Offensive foul
02:08				15 KOHLER-LENZ D Turnover
02:08	8 MEISHAR D Foul On			
02:08	8 MEISHAR D Steal			
02:08	15 DRAI D Turnover			
01:40		14-15	-1	13 CHRISTINK L 2-Pts made (2 In)
01:19	9 ROZENBERG R 2-Pts paint made (2 In)	16-15	+1	
01:19	8 MEISHAR D Assist			
01:19				12 WOLK S Personal foul
01:19	9 ROZENBERG R Foul On			
01:18	9 ROZENBERG R Free Throw missed (1 Out)			
01:14				13 CHRISTINK L Defensive Rebound
01:06				12 WOLK S 2 Pts paint missed (2 Out)
01:05				12 WOLK S Offensive Rebound
01:05		16-17	-1	12 WOLK S 2-Pts paint made (2 In)
01:04				13 CHRISTINK L Personal foul
01:04	15 DRAI D Foul On			
01:04	9 ROZENBERG R Player OUT ---->>			
01:04	12 HENDEL L Player IN <<----			
00:54	15 DRAI D Turnover			
00:38				8 BIENEK A 2-Pts missed (2 out)
00:36	5 DROR L Defensive Rebound			
00:33				8 BIENEK A Personal foul
00:33	12 HENDEL L Foul On			
00:33	12 HENDEL L Free Throw missed (1 Out)			





## PLAY BY PLAY

文字比分播报

ISR 54 vs 63 GER

Attendance: 11204

Game Time	ISR - Israel	Score	Lead	GER - Germany
00:33	12 HENDEL L Free Throw made (1 In)	17-17	0	
00:02		17-19	-2	12 WOLK S 2-Pts paint made (2 In)
00:01				5 SCHUERMANN J Assist

## SECOND QUARTER

### Quarter Starters:

ISR 5 DROR L                      7 FURMAN R                      8 MEISHAR D                      9 ROZENBERG R                      12 HENDEL L  
GER 5 SCHUERMANN J              8 BIENEK A                      12 WOLK S                      13 CHRISTINK L                      15 KOHLER-LENZ D

Game Time	ISR - Israel	Score	Lead	GER - Germany
10:00				5 SCHUERMANN J Player IN <<----
10:00				8 BIENEK A Player IN <<----
10:00				12 WOLK S Player IN <<----
10:00				13 CHRISTINK L Player IN <<----
10:00				15 KOHLER-LENZ D Player IN <<----
10:00	5 DROR L Player IN <<----			
10:00	7 FURMAN R Player IN <<----			
10:00	8 MEISHAR D Player IN <<----			
10:00	9 ROZENBERG R Player IN <<----			
10:00	12 HENDEL L Player IN <<----			
09:59	Tap off situation, throw-in			
09:47	5 DROR L 2-Pts missed (2 out)			
09:45				12 WOLK S Defensive Rebound
09:26		17-21	-4	12 WOLK S 2-Pts paint made (2 In)
09:25				8 BIENEK A Assist
09:20				12 WOLK S Personal foul
09:20	9 ROZENBERG R Foul On			
09:06	8 MEISHAR D 2-Pts paint made (2 In)	19-21	-2	
09:04	12 HENDEL L Assist			
08:46				8 BIENEK A 2-Pts missed (2 out)
08:45	9 ROZENBERG R Defensive Rebound			
08:32	12 HENDEL L 3-Pts made (3 In)	22-21	+1	
08:08				8 BIENEK A Turnover
08:08	12 HENDEL L Steal			
08:08	5 DROR L Turnover			
07:46				8 BIENEK A 2-Pts missed (2 out)
07:45	8 MEISHAR D Defensive Rebound			
07:43	9 ROZENBERG R Turnover			
07:43				8 BIENEK A Player OUT ---->>
07:43				7 LEHMANN L Player IN <<----
07:23		22-23	-1	13 CHRISTINK L 2-Pts made (2 In)
07:06	12 HENDEL L 3-Pts missed (3 Out)			
07:04				12 WOLK S Defensive Rebound



## PLAY BY PLAY

文字比分播报

ISR 54 vs 63 GER

Attendance: 11204

Game Time	ISR - Israel	Score	Lead	GER - Germany
06:59				7 LEHMANN L 2 Pts paint missed (2 Out)
06:58	9 ROZENBERG R Defensive Rebound			
06:47				13 CHRISTINK L Steal
06:47	5 DROR L Turnover			
06:40		22-25	-3	7 LEHMANN L 2-Pts paint made (2 In)
06:39				7 LEHMANN L Fast Break
06:38				13 CHRISTINK L Assist
06:29				13 CHRISTINK L Steal
06:29	12 HENDEL L Turnover			
06:18		22-27	-5	13 CHRISTINK L 2-Pts made (2 In)
06:18				7 LEHMANN L Assist
06:18	Time out			
06:18	5 DROR L Player OUT ---->>			
06:18	14 PHILIPPS R Player IN <<----			
05:53				15 KOHLER-LENZ D Steal
05:53	7 FURMAN R Turnover			
05:31				12 WOLK S 2-Pts missed (2 out)
05:30				13 CHRISTINK L Offensive Rebound
05:14	14 PHILIPPS R Steal			
05:14				7 LEHMANN L Turnover
05:04	8 MEISHAR D 2-Pts missed (2 out)			
05:03				7 LEHMANN L Defensive Rebound
04:57		22-29	-7	12 WOLK S 2-Pts paint made (2 In)
04:55				13 CHRISTINK L Assist
04:39	12 HENDEL L 3-Pts missed (3 Out)			
04:38	8 MEISHAR D Offensive Rebound			
04:32	8 MEISHAR D 2 Pts paint missed (2 Out)			
04:30				15 KOHLER-LENZ D Defensive Rebound
04:08				12 WOLK S 2 Pts paint missed (2 Out)
04:05	8 MEISHAR D Defensive Rebound			
04:04	8 MEISHAR D Turnover			
04:04				7 LEHMANN L Steal
03:51		22-31	-9	7 LEHMANN L 2-Pts paint made (2 In)
03:43				7 LEHMANN L Personal foul
03:43	12 HENDEL L Foul On			
03:43	9 ROZENBERG R Player OUT ---->>			
03:43	7 FURMAN R Player OUT ---->>			
03:43	6 OTTOLENGHI A Player IN <<----			
03:43	10 LEHRMAN A Player IN <<----			
03:26	6 OTTOLENGHI A Turnover			
03:26				12 WOLK S Steal
03:07				15 KOHLER-LENZ D 2-Pts missed (2 out)



## PLAY BY PLAY

文字比分播报

ISR 54 vs 63 GER

Attendance: 11204

Game Time	ISR - Israel	Score	Lead	GER - Germany
03:05	14 PHILIPPS R Defensive Rebound			
02:54	8 MEISHAR D 2-Pts paint made (2 In)	24-31	-7	
02:53	6 OTTOLENGHI A Assist			
02:35		24-33	-9	13 CHRISTINK L 2-Pts made (2 In)
02:33				7 LEHMANN L Assist
02:24				13 CHRISTINK L Personal foul
02:24	12 HENDEL L Foul On			
02:13	14 PHILIPPS R 2-Pts paint made (2 In)	26-33	-7	
02:11	6 OTTOLENGHI A Assist			
01:50				12 WOLK S 2-Pts missed (2 out)
01:49	12 HENDEL L Defensive Rebound			
01:32	14 PHILIPPS R 2-Pts paint made (2 In)	28-33	-5	
01:29	6 OTTOLENGHI A Assist			
01:19	6 OTTOLENGHI A Personal foul			
01:19				15 KOHLER-LENZ D Foul On
01:19				12 WOLK S Player OUT ---->>
01:19				5 SCHUERMANN J Player OUT ---->>
01:19				6 QUALI M Player IN <<----
01:19				9 FISCHER F Player IN <<----
01:19				15 KOHLER-LENZ D Player OUT ---->>
01:19				11 PASSIWAN D Player IN <<----
00:56				13 CHRISTINK L 2-Pts missed (2 out)
00:54	12 HENDEL L Defensive Rebound			
00:30	8 MEISHAR D 2-Pts made (2 In)	30-33	-3	
00:28	12 HENDEL L Assist			
00:02				7 LEHMANN L 3-Pts missed (3 Out)
00:01	10 LEHRMAN A Defensive Rebound			

## THIRD QUARTER

### Quarter Starters:

ISR 5 DROR L                      7 FURMAN R                      9 ROZENBERG R                      12 HENDEL L                      14 PHILIPPS R  
GER 4 LOHMANN B                      7 LEHMANN L                      9 FISCHER F                      11 PASSIWAN D                      15 KOHLER-LENZ D

Game Time	ISR - Israel	Score	Lead	GER - Germany
10:00				4 LOHMANN B Player IN <<----
10:00				7 LEHMANN L Player IN <<----
10:00				9 FISCHER F Player IN <<----
10:00				11 PASSIWAN D Player IN <<----
10:00				15 KOHLER-LENZ D Player IN <<----
10:00	5 DROR L Player IN <<----			
10:00	8 MEISHAR D Player IN <<----			
10:00	9 ROZENBERG R Player IN <<----			
10:00	12 HENDEL L Player IN <<----			



## PLAY BY PLAY

文字比分播报

ISR 54 vs 63 GER

Attendance: 11204

Game Time	ISR - Israel	Score	Lead	GER - Germany
10:00	14 PHILIPPS R Player IN <<----			
10:00	8 MEISHAR D Player OUT ---->>			
10:00	7 FURMAN R Player IN <<----			
09:56				Tap off situation, throw-in
09:50	12 HENDEL L Personal foul			
09:50				15 KOHLER-LENZ D Foul On
09:33				11 PASSIWAN D 2-Pts missed (2 out)
09:32				9 FISCHER F Offensive Rebound
09:26				9 FISCHER F Turnover
09:26				11 PASSIWAN D Steal
09:26	9 ROZENBERG R Turnover			
08:52	14 PHILIPPS R Personal foul			
08:52				11 PASSIWAN D Foul On
08:43		30-35	-5	7 LEHMANN L 2-Pts made (2 In)
08:22	5 DROR L 2-Pts paint made (2 In)	32-35	-3	
08:20	9 ROZENBERG R Assist			
08:07		32-37	-5	11 PASSIWAN D 2-Pts paint made (2 In)
08:00				7 LEHMANN L Personal foul
08:00	9 ROZENBERG R Foul On			
08:00	9 ROZENBERG R Free Throw missed (1 Out)			
08:00	9 ROZENBERG R Free Throw missed (1 Out)			
07:57	14 PHILIPPS R Offensive Rebound			
07:50				7 LEHMANN L Player OUT ---->>
07:50				8 BIENEK A Player IN <<----
07:38	5 DROR L 2 Pts paint missed (2 Out)			
07:36	5 DROR L Offensive Rebound			
07:36	5 DROR L 2 Pts paint missed (2 Out)			
07:36	Offensive Rebound			
07:36				15 KOHLER-LENZ D Blocked Shot
07:23	5 DROR L 2 Pts paint missed (2 Out)			
07:22	7 FURMAN R Offensive Rebound			
07:18	14 PHILIPPS R Turnover			
07:02				8 BIENEK A 2 Pts paint missed (2 Out)
07:02	5 DROR L Defensive Rebound			
07:02				8 BIENEK A Technical foul
07:02	9 ROZENBERG R Free Throw made (1 In)	33-37	-4	
07:02	9 ROZENBERG R Free Throw missed (1 Out)			
06:42	9 ROZENBERG R 3-Pts missed (3 Out)			
06:39	8 MEISHAR D Offensive Rebound			
06:37				11 PASSIWAN D Steal
06:37	8 MEISHAR D Turnover			
06:24	14 PHILIPPS R Player OUT ---->>			



## PLAY BY PLAY

文字比分播报

ISR 54 vs 63 GER

Attendance: 11204

Game Time	ISR - Israel	Score	Lead	GER - Germany
06:24	8 MEISHAR D Player IN <<----			
06:20				11 PASSIWAN D 3-Pts missed (3 Out)
06:18	8 MEISHAR D Defensive Rebound			
06:08				15 KOHLER-LENZ D Personal foul
06:08	5 DROR L Foul On			
06:08	5 DROR L Free Throw missed (1 Out)			
06:08	5 DROR L Free Throw made (1 In)	34-37	-3	
06:08	5 DROR L Personal foul			
06:08				11 PASSIWAN D Foul On
05:54				11 PASSIWAN D 2 Pts paint missed (2 Out)
05:53	9 ROZENBERG R Defensive Rebound			
05:52				11 PASSIWAN D Personal foul
05:52	12 HENDEL L Foul On			
05:52				9 FISCHER F Player OUT ---->>
05:52				11 PASSIWAN D Player OUT ---->>
05:52				12 WOLK S Player IN <<----
05:52				13 CHRISTINK L Player IN <<----
05:33	7 FURMAN R 2-Pts paint made (2 In)	36-37	-1	
05:32	5 DROR L Assist			
05:09				13 CHRISTINK L 2 Pts paint missed (2 Out)
05:08	5 DROR L Defensive Rebound			
04:57				12 WOLK S Personal foul
04:57	5 DROR L Foul On			
04:57				Time out
04:57	5 DROR L Free Throw missed (1 Out)			
04:56	5 DROR L Free Throw missed (1 Out)			
04:54				8 BIENEK A Defensive Rebound
04:32	5 DROR L Steal			
04:32				12 WOLK S Turnover
04:31				8 BIENEK A Personal foul
04:31	12 HENDEL L Foul On			
04:31				4 LOHMANN B Player OUT ---->>
04:31				5 SCHUERMANN J Player IN <<----
04:31	12 HENDEL L Free Throw missed (1 Out)			
04:31	12 HENDEL L Free Throw missed (1 Out)			
04:28				13 CHRISTINK L Defensive Rebound
04:17				13 CHRISTINK L 2-Pts missed (2 out)
04:15	7 FURMAN R Defensive Rebound			
04:04				13 CHRISTINK L Personal foul
04:04	8 MEISHAR D Foul On			
04:04	8 MEISHAR D Free Throw missed (1 Out)			
04:03	8 MEISHAR D Free Throw missed (1 Out)			



## PLAY BY PLAY

文字比分播报

ISR 54 vs 63 GER

Attendance: 11204

Game Time	ISR - Israel	Score	Lead	GER - Germany
04:02				Defensive Rebound
04:02				8 BIENEK A Player OUT ---->>
04:02				12 WOLK S Player OUT ---->>
04:02				13 CHRISTINK L Player OUT ---->>
04:02				7 LEHMANN L Player IN <<----
04:02				9 FISCHER F Player IN <<----
04:02				11 PASSIWAN D Player IN <<----
03:35		36-39	-3	5 SCHUERMANN J 2-Pts paint made (2 In)
03:33				11 PASSIWAN D Assist
03:23	8 MEISHAR D 2-Pts paint made (2 In)	38-39	-1	
03:21	12 HENDEL L Assist			
03:07		38-41	-3	11 PASSIWAN D 2-Pts paint made (2 In)
03:06				7 LEHMANN L Assist
02:49	9 ROZENBERG R 2-Pts made (2 In)	40-41	-1	
02:48	12 HENDEL L Assist			
02:37	8 MEISHAR D Personal foul			
02:37				15 KOHLER-LENZ D Foul On
02:23				15 KOHLER-LENZ D 2 Pts paint missed (2 Out)
02:20	12 HENDEL L Defensive Rebound			
02:10				11 PASSIWAN D Personal foul
02:10	9 ROZENBERG R Foul On			
02:10	9 ROZENBERG R Free Throw made (1 In)	41-41	0	
02:10	9 ROZENBERG R Free Throw made (1 In)	42-41	+1	
01:51		42-43	-1	11 PASSIWAN D 2-Pts made (2 In)
01:29	5 DROR L 2-Pts missed (2 out)			
01:28				9 FISCHER F Defensive Rebound
01:05				11 PASSIWAN D 3-Pts missed (3 Out)
01:05	Defensive Rebound			
00:50	12 HENDEL L 2-Pts missed (2 out)			
00:49				15 KOHLER-LENZ D Defensive Rebound
00:39	12 HENDEL L Personal foul			
00:39				15 KOHLER-LENZ D Foul On
00:39		42-44	-2	15 KOHLER-LENZ D Free Throw made (1 In)
00:39		42-45	-3	15 KOHLER-LENZ D Free Throw made (1 In)
00:39	12 HENDEL L Player OUT ---->>			
00:39	10 LEHRMAN A Player IN <<----			
00:27	10 LEHRMAN A Turnover			
00:05				5 SCHUERMANN J 2-Pts missed (2 out)
00:04	8 MEISHAR D Defensive Rebound			

## FOURTH QUARTER

### Quarter Starters:

ISR

GER



## PLAY BY PLAY

文字比分播报

ISR 54 vs 63 GER

Attendance: 11204

Game Time	ISR - Israel	Score	Lead	GER - Germany
10:00				5 SCHUERMANN J Player IN <<-----
10:00				7 LEHMANN L Player IN <<-----
10:00				9 FISCHER F Player IN <<-----
10:00				11 PASSIWAN D Player IN <<-----
10:00				15 KOHLER-LENZ D Player IN <<-----
10:00	7 FURMAN R Player IN <<-----			
10:00	12 HENDEL L Player IN <<-----			
10:00	5 DROR L Player IN <<-----			
10:00	8 MEISHAR D Player IN <<-----			
10:00	9 ROZENBERG R Player IN <<-----			
09:59	Tap off situation, throw-in			
09:43	8 MEISHAR D 2 Pts paint missed (2 Out)			
09:41	8 MEISHAR D Offensive Rebound			
09:41	8 MEISHAR D 2 Pts paint missed (2 Out)			
09:41	8 MEISHAR D Offensive Rebound			
09:32	8 MEISHAR D 2-Pts missed (2 out)			
09:31				11 PASSIWAN D Defensive Rebound
09:20		42-47	-5	11 PASSIWAN D 2-Pts made (2 In)
08:59	12 HENDEL L 2 Pts paint missed (2 Out)			
08:57				11 PASSIWAN D Defensive Rebound
08:34				7 LEHMANN L 2-Pts missed (2 out)
08:33	8 MEISHAR D Defensive Rebound			
08:25	8 MEISHAR D 2-Pts paint made (2 In)	44-47	-3	
08:24	9 ROZENBERG R Assist			
07:59		44-49	-5	11 PASSIWAN D 2-Pts made (2 In)
07:57	7 FURMAN R Assist			
07:34	5 DROR L 2-Pts paint made (2 In)	46-49	-3	
07:34	12 HENDEL L Assist			
07:17				9 FISCHER F 2 Pts paint missed (2 Out)
07:17				15 KOHLER-LENZ D Offensive Rebound
07:17	5 DROR L Personal foul			
07:17				15 KOHLER-LENZ D Foul On
07:09				15 KOHLER-LENZ D 2 Pts paint missed (2 Out)
07:09				15 KOHLER-LENZ D Offensive Rebound
07:09	8 MEISHAR D Personal foul			
07:09				15 KOHLER-LENZ D Foul On
07:09	5 DROR L Player OUT ---->>			
07:09	7 FURMAN R Player OUT ---->>			
07:09	9 ROZENBERG R Player OUT ---->>			
07:09	6 OTTOLENGHI A Player IN <<-----			
07:09	10 LEHRMAN A Player IN <<-----			
07:09	14 PHILIPPS R Player IN <<-----			



## PLAY BY PLAY

文字比分播报

ISR 54 vs 63 GER

Attendance: 11204

Game Time	ISR - Israel	Score	Lead	GER - Germany
07:09		46-50	-4	15 KOHLER-LENZ D Free Throw made (1 In)
07:09				15 KOHLER-LENZ D Free Throw missed (1 Out)
07:07	14 PHILIPPS R Defensive Rebound			
07:07				11 PASSIWAN D Personal foul
07:07	14 PHILIPPS R Foul On			
06:42	12 HENDEL L 2-Pts missed (2 out)			
06:42				15 KOHLER-LENZ D Defensive Rebound
06:32		46-52	-6	7 LEHMANN L 2-Pts made (2 In)
06:07	8 MEISHAR D 2 Pts paint missed (2 Out)			
06:05	6 OTTOLENGHI A Offensive Rebound			
05:58	6 OTTOLENGHI A 2-Pts missed (2 out)			
05:56				11 PASSIWAN D Defensive Rebound
05:48				7 LEHMANN L 2 Pts paint missed (2 Out)
05:44	14 PHILIPPS R Defensive Rebound			
05:30	8 MEISHAR D 2 Pts paint missed (2 Out)			
05:30	10 LEHRMAN A Offensive Rebound			
05:30				7 LEHMANN L Personal foul
05:30	10 LEHRMAN A Foul On			
05:16	8 MEISHAR D Turnover			
05:16				11 PASSIWAN D Steal
05:05	10 LEHRMAN A Personal foul			
05:05				11 PASSIWAN D Foul On
05:00				11 PASSIWAN D 2-Pts missed (2 out)
04:59	8 MEISHAR D Defensive Rebound			
04:40	6 OTTOLENGHI A 2 Pts paint missed (2 Out)			
04:39				11 PASSIWAN D Defensive Rebound
04:15				7 LEHMANN L 2-Pts missed (2 out)
04:13	8 MEISHAR D Defensive Rebound			
04:04	8 MEISHAR D 2-Pts paint made (2 In)	48-52	-4	
04:03	8 MEISHAR D Fast Break			
04:02	12 HENDEL L Assist			
03:50		48-54	-6	7 LEHMANN L 2-Pts paint made (2 In)
03:50				7 LEHMANN L Fast Break
03:50				15 KOHLER-LENZ D Assist
03:50	Time out			
03:46	6 OTTOLENGHI A Player OUT ---->>			
03:46	5 DROR L Player IN <<----			
03:46	10 LEHRMAN A Player OUT ---->>			
03:46	7 FURMAN R Player IN <<----			
03:39	9 ROZENBERG R 2-Pts missed (2 out)			
03:39	9 ROZENBERG R Offensive Rebound			
03:39	5 DROR L 2-Pts paint made (2 In)	50-54	-4	





## PLAY BY PLAY

文字比分播报

ISR 54 vs 63 GER

Attendance: 11204

Game Time	ISR - Israel	Score	Lead	GER - Germany
03:39	9 ROZENBERG R Assist			
03:39				5 SCHUERMANN J Personal foul
03:39	5 DROR L Foul On			
03:39	5 DROR L Free Throw made (1 In)	51-54	-3	
03:39	8 MEISHAR D Player OUT ---->>			
03:39	9 ROZENBERG R Player IN <<-----			
03:18	14 PHILIPPS R Steal			
03:18				15 KOHLER-LENZ D Turnover
03:13	5 DROR L 2 Pts paint missed (2 Out)			
03:12				7 LEHMANN L Defensive Rebound
02:51		51-56	-5	11 PASSIWAN D 2-Pts made (2 In)
02:34	14 PHILIPPS R 2 Pts paint missed (2 Out)			
02:31				11 PASSIWAN D Defensive Rebound
02:25				11 PASSIWAN D Turnover
02:22				9 FISCHER F Personal foul
02:22	14 PHILIPPS R Foul On			
02:12	14 PHILIPPS R 2 Pts paint missed (2 Out)			
02:11				15 KOHLER-LENZ D Defensive Rebound
01:51				15 KOHLER-LENZ D 2 Pts paint missed (2 Out)
01:51	Defensive Rebound			
01:51	Time out			
01:51	14 PHILIPPS R Player OUT ---->>			
01:51	8 MEISHAR D Player IN <<-----			
01:43				15 KOHLER-LENZ D Personal foul
01:43	8 MEISHAR D Foul On			
01:43	8 MEISHAR D Free Throw made (1 In)	52-56	-4	
01:43	8 MEISHAR D Free Throw missed (1 Out)			
01:41	8 MEISHAR D Offensive Rebound			
01:39	8 MEISHAR D 2-Pts paint made (2 In)	54-56	-2	
01:26				15 KOHLER-LENZ D Turnover
01:13	5 DROR L 2 Pts paint missed (2 Out)			
01:12				11 PASSIWAN D Defensive Rebound
01:11	5 DROR L Personal foul			
01:11				11 PASSIWAN D Foul On
00:48		54-59	-5	11 PASSIWAN D 3-Pts made (3 In)
00:48				7 LEHMANN L Assist
00:34	9 ROZENBERG R 3-Pts missed (3 Out)			
00:34	8 MEISHAR D Offensive Rebound			
00:34	8 MEISHAR D 2 Pts paint missed (2 Out)			
00:34	Offensive Rebound			
00:26	9 ROZENBERG R 3-Pts missed (3 Out)			
00:24				15 KOHLER-LENZ D Defensive Rebound



## PLAY BY PLAY

文字比分播报

ISR 54 vs 63 GER

Attendance: 11204

Game Time	ISR - Israel	Score	Lead	GER - Germany
00:24	12 HENDEL L Personal foul			
00:24				11 PASSIWAN D Foul On
00:24				11 PASSIWAN D Free Throw missed (1 Out)
00:24				11 PASSIWAN D Free Throw missed (1 Out)
00:21				7 LEHMANN L Offensive Rebound
00:19	12 HENDEL L Unsportmanlike foul			
00:19				15 KOHLER-LENZ D Foul On
00:19	12 HENDEL L Player OUT ---->>			
00:19	10 LEHRMAN A Player IN <<----			
00:19				15 KOHLER-LENZ D Free Throw missed (1 Out)
00:19		54-60	-6	15 KOHLER-LENZ D Free Throw made (1 In)
00:10	9 ROZENBERG R Steal			
00:10				11 PASSIWAN D Turnover
00:10				9 FISCHER F Steal
00:10	9 ROZENBERG R Turnover			
00:09		54-62	-8	7 LEHMANN L 2-Pts paint made (2 In)
00:03				7 LEHMANN L Fast Break
00:02				9 FISCHER F Turnover
00:02	Technical foul			
00:02				11 PASSIWAN D Free Throw missed (1 Out)
00:02		54-63	-9	11 PASSIWAN D Free Throw made (1 In)



## RESULTS

比赛成绩

### ISR 30 vs 33 GER

Attendance: 11204

Referee: BURFORD Jonathon Blake (USA)

Commissioner: LOVE Greg (AUS)

Umpires: CALIGIURI Gabriele (AUS); GREGORY Christopher (GBR)

Classifier: TSUNEMI Hiroshi (JPN)

		Q1		Q2	
Scoring by 5 min intervals:	ISR	8	17	22	30
	GER	9	19	27	33

#### ISR - ISRAEL

No.	Name	Sport Class	MIN	Field Goals		2 Points		3 Points		Free Throws		Rebounds			AS	TO	ST	BS	PF	FO	PTS
				M/A	%	M/A	%	M/A	%	M/A	%	OR	DR	TOT							
*5	DROR Lior	4.5	13:42	3/4	75	3/4	75						3	3		2			1		6
*7	FURMAN Ron	1.0	13:47												1				2		0
*8	MEISHAR Dotan	4.0	20:00	5/7	71	5/7	71					1	3	4	1	2	1			2	10
*9	ROZENBERG Roei	2.5	15:13	2/5	40	2/5	40			0/1	0		2	2	4	2			2	2	4
*12	HENDEL Liran	2.0	18:17	2/4	50	1/1	100	1/3	33	1/2	50		3	3	3	2	2		1	3	6
4	SAR TOV Eyal	4.5	00:00																		0
6	OTTOLENGHI Ariel	2.0	03:43												3	1			1		0
10	LEHRMAN Avraham	2.0	06:30										1	1							0
11	DOR Oon Igal Allon	4.5	00:00																		0
13	HAIM Shay-Refael	2.0	00:00																		0
14	PHILIPPS Rotem (C)	4.0	06:18	2/2	100	2/2	100						1	1			1				4
15	DRAI David	1.0	02:30													2					0
Team/Coach																					
<b>Totals</b>				14/22	64	13/19	68	1/3	33	1/3	33	1	13	14	11	12	4		7	8	30
<b>Coach</b>		PINTO Ari																			
<b>Assistant Coach</b>		KLEIN Benyamin									ZAIDE Michael										

#### GER - GERMANY

No.	Name	Sport Class	MIN	Field Goals		2 Points		3 Points		Free Throws		Rebounds			AS	TO	ST	BS	PF	FO	PTS
				M/A	%	M/A	%	M/A	%	M/A	%	OR	DR	TOT							
*5	SCHUERMANN Jens	1.0	18:41	0/1	0	0/1	0						1	1	1						0
*8	BIENEK Andre	3.0	08:29	0/5	0	0/5	0						1	1	1	1			1		0
*9	FISCHER Florian	1.5	07:20												1		1			1	0
*11	PASSIWAN Dirk	4.5	07:20	3/5	60	3/5	60						1	1		2					6
*15	KOHLER-LENZ Dirk	4.0	18:41	1/5	20	1/5	20			3/3	100	3	1	4	2	1	1		1	5	5
4	LOHMANN Bjoern	1.0	00:00																		0
6	QUALI Mimoun	3.0	01:19																		0
7	LEHMANN Lars	3.0	11:31	2/4	50	2/3	67	0/1	0				1	1	2	1	1		2		4
10	KRESS Andreas	3.5	00:00																		0
12	WOLK Sebastian	4.0	12:40	4/8	50	4/8	50			2/2	100	2	2	4		1	1		2	1	10
13	CHRISTINK Lars (C)	2.0	13:59	4/5	80	4/5	80					1	1	2	2		2		2		8
Team/Coach																					
<b>Totals</b>				14/33	42	14/32	44	0/1	0	5/5	100	6	8	14	9	6	6		8	7	33
<b>Coach</b>		WIEGMANN Frits																			
<b>Assistant Coach</b>		MOERTL Siggli																			

	ISR	GER
Points from Turnovers	0	12
Points in the Paint	22	14
Second Chance Points	0	6
Fast Break Points	0	0

	ISR	GER
Biggest Lead	3	9
Biggest Scoring Run	6-0(14-11)	10-0(22-31)
Lead Changes	6	
Times Tied	2	

#### Legend:

%	Shooting Percentage	(C)	Captain	*	Starters	AS	Assists
BS	Blocked Shots	DR	Defensive Rebounds	FO	Fouls On	M/A	Made/Attempts
MIN	Minutes Played	OR	Offensive Rebounds	PF	Fouls	PTS	Points
Qx	Quarter Time	ST	Steals	TO	Turnovers	TOT	Total Rebounds



## RESULTS

比赛成绩

### ISR 54 vs 63 GER

Attendance: 11204

Referee: BURFORD Jonathon Blake (USA)

Commissioner: LOVE Greg (AUS)

Umpires: CALIGIURI Gabriele (AUS); GREGORY Christopher (GBR)

Classifier: TSUNEMI Hiroshi (JPN)

		Q1		Q2		Q3		Q4	
Scoring by 5 min intervals:	ISR	8	17	22	30	36	42	46	54
	GER	9	19	27	33	37	45	52	63

#### ISR - ISRAEL

No.	Name	Sport Class	MIN	Field Goals		2 Points		3 Points		Free Throws		Rebounds			AS	TO	ST	BS	PF	FO	PTS		
				M/A	%	M/A	%	M/A	%	M/A	%	OR	DR	TOT									
*5	DROR Lior	4.5	30:19	6/13	46	6/13	46			2/5	40	1	5	6	1	2	1		4	3	14		
*7	FURMAN Ron	1.0	30:24	1/1	100	1/1	100					1	1	2	1	1			2		2		
*8	MEISHAR Dotan	4.0	34:36	9/17	53	9/17	53			1/4	25	6	8	14	1	4	1		2	4	19		
*9	ROZENBERG Roei	2.5	31:43	3/10	30	3/7	43	0/3	0	3/7	43	1	3	4	7	4	1		2	4	9		
*12	HENDEL Liran	2.0	37:19	2/7	29	1/4	25	1/3	33	1/4	25		4	4	7	2	2		5	5	6		
4	SAR TOV Eyal	4.5	00:00																		0		
6	OTTOLENGHI Ariel	2.0	07:06	0/2	0	0/2	0					1		1	3	1			1		0		
10	LEHRMAN Avraham	2.0	10:51									1	1	2		1			1	1	0		
11	DOR Oon Igal Allon	4.5	00:00																		0		
13	HAIM Shay-Refael	2.0	00:00																		0		
14	PHILIPPS Rotem (C)	4.0	15:12	2/4	50	2/4	50					1	3	4		1	2		1	2	4		
15	DRAI David	1.0	02:30													2					0		
Team/Coach																							
<b>Totals</b>				23/54	43	22/48	46	1/6	17	7/20	35	14	27	41	20	18	7			1	19	20	54
<b>Coach</b>		PINTO Ari																					
<b>Assistant Coach</b>		KLEIN Benyamin										ZAIDE Michael											

#### GER - GERMANY

No.	Name	Sport Class	MIN	Field Goals		2 Points		3 Points		Free Throws		Rebounds			AS	TO	ST	BS	PF	FO	PTS
				M/A	%	M/A	%	M/A	%	M/A	%	OR	DR	TOT							
*5	SCHUERMANN Jens	1.0	33:12	1/3	33	1/3	33						1	1	1				1		2
*8	BIENEK Andre	3.0	12:17	0/6	0	0/6	0					2	2	1	1				3		0
*9	FISCHER Florian	1.5	25:30	0/1	0	0/1	0					1	1	2	1	2	2		1	1	0
*11	PASSIWAN Dirk	4.5	25:30	10/17	59	9/14	64	1/3	33	1/4	25	7	7	7	1	4	3		3	5	22
*15	KOHLER-LENZ Dirk	4.0	38:41	1/8	13	1/8	13			7/9	78	5	5	10	3	3	1	1	3	11	9
4	LOHMANN Bjoern	1.0	05:29																		0
6	QUALI Mimoun	3.0	01:19																		0
7	LEHMANN Lars	3.0	27:43	6/11	55	6/10	60	0/1	0			1	2	3	4	1	1		4		12
10	KRESS Andreas	3.5	00:00																		0
12	WOLK Sebastian	4.0	14:30	4/8	50	4/8	50			2/2	100	2	2	4		2	1		3	1	10
13	CHRISTINK Lars (C)	2.0	15:49	4/7	57	4/7	57					1	2	3	2		2		3		8
Team/Coach																					
<b>Totals</b>				26/61	43	25/57	44	1/4	25	10/15	67	10	23	33	13	13	10	1	21	18	63
<b>Coach</b>		WIEGMANN Frits																			
<b>Assistant Coach</b>		MOERTL Siggli																			

	ISR	GER
Points from Turnovers	0	14
Points in the Paint	38	24
Second Chance Points	4	6
Fast Break Points	0	0

	ISR	GER
Biggest Lead	3	9
Biggest Scoring Run	6-0(14-11)	10-0(22-31)
Lead Changes	8	
Times Tied	3	

#### Legend:

%	Shooting Percentage	(C)	Captain	*	Starters	AS	Assists
BS	Blocked Shots	DR	Defensive Rebounds	FO	Fouls On	M/A	Made/Attempts
MIN	Minutes Played	OR	Offensive Rebounds	OTx	Overtime	PF	Fouls
PTS	Points	Qx	Quarter Time	ST	Steals	TO	Turnovers
TOT	Total Rebounds						



## START LIST

首发名单

### BRA - RSA

**Referee:** KUERZI Bill (USA)  
**Umpires:** PAVLOPOULOS Adrianos (GRE); JIN Zhuo (CHN)

**Commissioner:** COSSAER Dirk Lodewijk M (BEL)  
**Classifier:** DINH Trien Tan (FRA)

#### BRA - Brazil

No.	Name	Pos	Age	Sport Class	Current Games Statistics							
					PPG	FG%	3FG%	FT%	RPG	APG	MPG (GP)	
4	SILVA Jose Ricardo (C)	G	32	1.5	0.5	50			50	0.3	0.3	08:54 (6)
5	ROCA Heriberto	G	28	1.0	3.3	56				0.8		25:59 (6)
6	SILVA Erick	C	29	3.5	10.8	58	20	71	3.7	0.5	20:43 (6)	
7	SILVA Jose Marcos	C	38	4.0	4.8	48			33	2.0	0.2	12:28 (5)
8	NUNES Irio	G	28	4.5	10.8	36	14	58	5.8	1.8	24:05 (6)	
9	PESSOA Nilton	G	32	2.0	4.7	38	0	100	1.5	1.2	30:00 (6)	
10	SILVA SANDOVAL F	C	33	3.0	2.3	25			57	3.5	1.0	15:29 (6)
11	SILVA JUNIOR Gelson	F	28	3.5	1.0	33			100	0.3		04:46 (3)
12	LIMA Everaldo	G	35	2.5	11.7	46	0	75	2.7	3.8	27:15 (6)	
13	MIRANDO Leandro	C	26	4.5	7.7	41	0	50	8.5	0.3	15:46 (6)	
14	ALEXANDRE Sergio	F	26	2.0	3.6	25	36	36	0.4	0.2	16:39 (5)	
15	SILVA Douglas	C	30	3.0	2.0	63			0	1.8	0.2	06:08 (5)
Team			30.4		61.0	43	17	57	30.5	9.5		
<b>Coach</b>		SILVA Itamar Luiz										
<b>Assistant Coach</b>		SILVA SANTOS Sileno										

BRA Played		
PR	AUS	72-73
PR	USA	41-87
PR	ISR	60-73
PR	GBR	53-69
PR	CHN	65-46
CL	SWE	75-56

#### RSA - South Africa

No.	Name	Pos	Age	Sport Class	Current Games Statistics							
					PPG	FG%	3FG%	FT%	RPG	APG	MPG (GP)	
4	RETI EF Marcus	F	32	1.0	1.0	50			0.5	0.3	14:50 (6)	
5	HARTNICK Shaun	F	34	1.0	0.0						06:26 (2)	
6	WILLIAMS Ralph	G	38	2.0	1.5	50			0.8		08:45 (4)	
7	TAYLOR Nicholas	G	28	2.0	15.0	52	46	67	4.2	3.0	32:33 (6)	
8	GOVENDER Justin	F	30	1.0	3.0	47		0	2.2	0.8	23:12 (6)	
9	GUMBI Siphamandla	G	33	3.0	1.8	33	100		0.5	0.3	06:58 (4)	
10	PAPENFUS Marius (C)	G	30	2.5	6.7	37	0	80	2.7	1.7	28:39 (6)	
11	ZONKE Thandile	G	26	3.5	3.5	37	0		1.0	1.0	10:21 (4)	
12	CURLE David Nathaniel	F	26	3.5	7.3	30	29	47	6.5	2.0	34:41 (6)	
13	WAITES Grant	F	35	4.0	1.8	27	0	50	3.2		07:33 (5)	
14	NEL Jeremy	F	35	4.0	1.0	23		0	3.2	0.2	11:55 (6)	
15	NORTJE Richard	F	27	4.5	18.2	45	0	61	8.0	1.2	27:43 (6)	
Team			31.2		58.2	41	35	58	31.3	10.0		
<b>Coach</b>		SIERRA Vivian										
<b>Assistant Coach</b>		MOSUOE Kelebone										

RSA Played		
PR	IRI	62-73
PR	CAN	55-80
PR	GER	43-96
PR	SWE	64-58
PR	JPN	58-60
CL	CHN	67-60

<b>Legend:</b>	3FG% 3 Field Goals %	APG Assists per Game	C Centre	CL Classification
F Forward	FG% Field Goals %	FT% Free Throws %	G Guard	G Guard
GP Games Played	MPG Minutes Played per Game	Pos Playing Position	PPG Points per Game	PPG Points per Game
PR Preliminary Round	RPG Rebounds per Game			



## PLAY BY PLAY

文字比分播报

**BRA 37 vs 28 RSA**

**Attendance: 0**

		Q1		Q2	
Scoring by 5 min intervals:	BRA	11	19	30	37
	RSA	5	17	24	28

### FIRST QUARTER

#### Quarter Starters:

**BRA** 5 ROCA H                      6 SILVA E                      8 NUNES I                      9 PESSOA N                      10 SILVA SANDOVAL F  
**RSA** 7 TAYLOR N                      8 GOVENDER J                      10 PAPENFUS M                      12 CURLE DN                      15 NORTJE R

Game Time	BRA - Brazil	Score	Lead	RSA - South Africa
10:00	5 ROCA H Player IN <<----			
10:00	6 SILVA E Player IN <<----			
10:00	8 NUNES I Player IN <<----			
10:00	9 PESSOA N Player IN <<----			
10:00	10 SILVA SANDOVAL F Player IN <<----			
10:00				7 TAYLOR N Player IN <<----
10:00				8 GOVENDER J Player IN <<----
10:00				10 PAPENFUS M Player IN <<----
10:00				12 CURLE DN Player IN <<----
10:00				15 NORTJE R Player IN <<----
10:00	8 NUNES I Tap off won			15 NORTJE R Tap off lost
09:52	6 SILVA E 2-Pts missed (2 out)			
09:51	Offensive Rebound			
09:45	6 SILVA E 2 Pts paint missed (2 Out)			
09:42	10 SILVA SANDOVAL F Offensive Rebound			
09:24	9 PESSOA N 2-Pts paint made (2 In)	2-0	+2	
08:59				15 NORTJE R 2-Pts missed (2 out)
08:58	10 SILVA SANDOVAL F Defensive Rebound			
08:49				15 NORTJE R Personal foul
08:49	6 SILVA E Foul On			
08:49	6 SILVA E Free Throw made (1 In)	3-0	+3	
08:49	6 SILVA E Free Throw missed (1 Out)			
08:46				15 NORTJE R Defensive Rebound
08:27				12 CURLE DN 2 Pts paint missed (2 Out)
08:27	Defensive Rebound			
08:15	6 SILVA E 2-Pts paint made (2 In)	5-0	+5	
08:09	8 NUNES I Assist			
07:58				12 CURLE DN Turnover
07:36	6 SILVA E Turnover			
07:18				15 NORTJE R 2-Pts missed (2 out)
07:17	8 NUNES I Defensive Rebound			
07:10	9 PESSOA N 2-Pts paint made (2 In)	7-0	+7	
07:09	9 PESSOA N Fast Break			
06:53		7-3	+4	7 TAYLOR N 3-Pts made (3 In)



## PLAY BY PLAY

文字比分播报

**BRA 37 vs 28 RSA**

**Attendance: 0**

Game Time	BRA - Brazil	Score	Lead	RSA - South Africa
06:37	10 SILVA SANDOVAL F 2-Pts missed (2 out)			
06:35				8 GOVENDER J Defensive Rebound
06:26		7-5	+2	15 NORTJE R 2-Pts paint made (2 In)
06:03	5 ROCA H 2-Pts paint made (2 In)	9-5	+4	
05:51				12 CURLE DN Turnover
05:51	5 ROCA H Steal			
05:42	9 PESSOA N 2 Pts paint missed (2 Out)			
05:39				10 PAPENFUS M Defensive Rebound
05:26				7 TAYLOR N Turnover
05:26				Time out
05:08	8 NUNES I 2-Pts paint made (2 In)	11-5	+6	
04:44		11-7	+4	15 NORTJE R 2-Pts paint made (2 In)
04:31	6 SILVA E Player OUT ---->>			
04:31	8 NUNES I Player OUT ---->>			
04:31	10 SILVA SANDOVAL F Player OUT ---->>			
04:31	7 SILVA JM Player IN <<----			
04:31	12 LIMA E Player IN <<----			
04:31	13 MIRANDO L Player IN <<----			
04:19	Turnover			
04:11				15 NORTJE R Turnover
03:51	5 ROCA H 2-Pts made (2 In)	13-7	+6	
03:49	9 PESSOA N Personal foul			
03:49				12 CURLE DN Foul On
03:46				12 CURLE DN Turnover
03:26	13 MIRANDO L 2-Pts missed (2 out)			
03:24				7 TAYLOR N Defensive Rebound
03:18		13-10	+3	7 TAYLOR N 3-Pts made (3 In)
02:59	13 MIRANDO L 2-Pts paint made (2 In)	15-10	+5	
02:48	7 SILVA JM Personal foul			
02:48				15 NORTJE R Foul On
02:48				15 NORTJE R Free Throw missed (1 Out)
02:48		15-11	+4	15 NORTJE R Free Throw made (1 In)
02:34	12 LIMA E 2-Pts missed (2 out)			
02:33				7 TAYLOR N Defensive Rebound
02:09		15-13	+2	12 CURLE DN 2-Pts made (2 In)
02:05				8 GOVENDER J Personal foul
02:05	13 MIRANDO L Foul On			
01:54	13 MIRANDO L 2-Pts missed (2 out)			
01:54				Defensive Rebound
01:38	7 SILVA JM Personal foul			
01:38				7 TAYLOR N Foul On
01:24				10 PAPENFUS M Turnover



## PLAY BY PLAY

文字比分播报

**BRA 37 vs 28 RSA**

**Attendance: 0**

Game Time	BRA - Brazil	Score	Lead	RSA - South Africa
01:10	5 ROCA H 2-Pts paint made (2 In)	17-13	+4	
00:47				15 NORTJE R 2 Pts paint missed (2 Out)
00:43				15 NORTJE R Offensive Rebound
00:43				15 NORTJE R 2 Pts paint missed (2 Out)
00:40				10 PAPENFUS M Offensive Rebound
00:40				10 PAPENFUS M 2 Pts paint missed (2 Out)
00:38	13 MIRANDO L Defensive Rebound			
00:37	7 SILVA JM 2 Pts paint missed (2 Out)			
00:34				15 NORTJE R Defensive Rebound
00:25		17-15	+2	15 NORTJE R 2-Pts made (2 In)
00:10	12 LIMA E 2-Pts paint made (2 In)	19-15	+4	
00:05	7 SILVA JM Personal foul			
00:05				15 NORTJE R Foul On
00:01		19-17	+2	15 NORTJE R 2-Pts paint made (2 In)
00:01				7 TAYLOR N Assist

## SECOND QUARTER

### Quarter Starters:

**BRA**

**RSA** 7 TAYLOR N

8 GOVENDER J

15 NORTJE R

Game Time	BRA - Brazil	Score	Lead	RSA - South Africa
10:00				7 TAYLOR N Player IN <<----
10:00				8 GOVENDER J Player IN <<-----
10:00				15 NORTJE R Player IN <<-----
09:41				Tap off situation, throw-in
09:39				7 TAYLOR N 2-Pts missed (2 out)
09:36	5 ROCA H Player IN <<----			
09:36	7 SILVA JM Player IN <<----			
09:36	13 MIRANDO L Player IN <<----			
09:36	13 MIRANDO L 2 Pts paint missed (2 Out)			
09:36	13 MIRANDO L Offensive Rebound			
09:36	13 MIRANDO L 2 Pts paint missed (2 Out)			
09:36	Offensive Rebound			
09:30	12 LIMA E Player IN <<----			
09:30	9 PESSOA N Player IN <<-----			
09:16	13 MIRANDO L 3-Pts missed (3 Out)			
09:15	5 ROCA H Offensive Rebound			
09:04	13 MIRANDO L 2-Pts paint made (2 In)	21-17	+4	
09:02	9 PESSOA N Personal foul			
09:02				7 TAYLOR N Foul On
09:02				10 PAPENFUS M Player IN <<-----
09:02				12 CURLE DN Player IN <<-----





## PLAY BY PLAY

文字比分播报

**BRA 37 vs 28 RSA**

**Attendance: 0**

Game Time	BRA - Brazil	Score	Lead	RSA - South Africa
09:02		21-18	+3	7 TAYLOR N Free Throw made (1 In)
09:02		21-19	+2	7 TAYLOR N Free Throw made (1 In)
09:02		21-20	+1	7 TAYLOR N Free Throw made (1 In)
08:41	13 MIRANDO L 2-Pts missed (2 out)			
08:40	13 MIRANDO L Offensive Rebound			
08:36	7 SILVA JM 2-Pts paint made (2 In)	23-20	+3	
08:11		23-22	+1	12 CURLE DN 2-Pts paint made (2 In)
08:09				7 TAYLOR N Assist
07:50				15 NORTJE R Steal
07:50	7 SILVA JM Turnover			
07:45				15 NORTJE R Turnover
07:45	13 MIRANDO L Steal			
07:44	13 MIRANDO L 2-Pts paint made (2 In)	25-22	+3	
07:44				15 NORTJE R Personal foul
07:44	13 MIRANDO L Foul On			
07:44	13 MIRANDO L Free Throw made (1 In)	26-22	+4	
07:28				15 NORTJE R 2 Pts paint missed (2 Out)
07:28	13 MIRANDO L Defensive Rebound			
07:18				12 CURLE DN Personal foul
07:18	13 MIRANDO L Foul On			
07:06	13 MIRANDO L 2-Pts missed (2 out)			
07:05	7 SILVA JM Offensive Rebound			
07:03	7 SILVA JM 2 Pts paint missed (2 Out)			
07:01	13 MIRANDO L Offensive Rebound			
06:59	13 MIRANDO L 2-Pts paint made (2 In)	28-22	+6	
06:44				7 TAYLOR N 2-Pts missed (2 out)
06:44				Offensive Rebound
06:38				8 GOVENDER J Turnover
06:25	5 ROCA H 2 Pts paint missed (2 Out)			
06:25	7 SILVA JM Offensive Rebound			
06:25	7 SILVA JM 2-Pts paint made (2 In)	30-22	+8	
06:25				8 GOVENDER J Player OUT ---->>
06:25				6 WILLIAMS R Player IN <<----
06:25				15 NORTJE R Player OUT ---->>
06:25				14 NEL J Player IN <<----
06:02		30-24	+6	12 CURLE DN 2-Pts paint made (2 In)
05:59				6 WILLIAMS R Assist
05:45	12 LIMA E Turnover			
05:17				12 CURLE DN 2-Pts missed (2 out)
05:15	Defensive Rebound			
05:15				10 PAPENFUS M Personal foul
05:15	9 PESSOA N Foul On			



## PLAY BY PLAY

文字比分播报

**BRA 37 vs 28 RSA**

**Attendance: 0**

Game Time	BRA - Brazil	Score	Lead	RSA - South Africa
05:09				6 WILLIAMS R Personal foul
05:09	9 PESSOA N Foul On			
04:52	7 SILVA JM 2 Pts paint missed (2 Out)			
04:51				14 NEL J Defensive Rebound
04:30				Turnover
04:30				Time out
04:11	13 MIRANDO L 2-Pts missed (2 out)			
04:09				Defensive Rebound
03:52		30-26	+4	6 WILLIAMS R 2-Pts made (2 In)
03:36	7 SILVA JM 2-Pts paint made (2 In)	32-26	+6	
03:34	12 LIMA E Assist			
03:06				7 TAYLOR N 2 Pts paint missed (2 Out)
03:04	13 MIRANDO L Defensive Rebound			
02:58	7 SILVA JM 2-Pts paint made (2 In)	34-26	+8	
02:57	12 LIMA E Assist			
02:40				6 WILLIAMS R 2-Pts missed (2 out)
02:39	13 MIRANDO L Defensive Rebound			
02:19	13 MIRANDO L 2 Pts paint missed (2 Out)			
02:19	13 MIRANDO L Offensive Rebound			
02:19				14 NEL J Technical foul
02:19	13 MIRANDO L Foul On			
02:19	13 MIRANDO L Free Throw missed (1 Out)			
02:19	13 MIRANDO L Free Throw made (1 In)	35-26	+9	
02:19				14 NEL J Player OUT ---->>
02:19				15 NORTJE R Player IN <<----
02:19				6 WILLIAMS R Player OUT ---->>
02:19				4 RETIEF M Player IN <<----
02:06				15 NORTJE R Defensive Rebound
02:02	12 LIMA E 2-Pts missed (2 out)			
02:02	12 LIMA E Personal foul			
02:02				15 NORTJE R Foul On
01:47		35-28	+7	15 NORTJE R 2-Pts paint made (2 In)
01:25	9 PESSOA N Turnover			
01:25				7 TAYLOR N Steal
01:10				10 PAPENFUS M 2 Pts paint missed (2 Out)
01:10	13 MIRANDO L Defensive Rebound			
00:50	13 MIRANDO L 2-Pts made (2 In)	37-28	+9	
00:30				15 NORTJE R Turnover
00:30				15 NORTJE R Steal
00:30	12 LIMA E Turnover			
00:01				12 CURLE DN 2 Pts paint missed (2 Out)



## PLAY BY PLAY

文字比分播报

**BRA 68 vs 46 RSA**

**Attendance: 11204**

Scoring by 5 min intervals:		Q1		Q2		Q3		Q4	
BRA		11	19	30	37	50	56	60	68
RSA		5	17	24	28	30	37	42	46

### FIRST QUARTER

#### Quarter Starters:

**BRA** 5 ROCA H                      6 SILVA E                      8 NUNES I                      9 PESSOA N                      10 SILVA SANDOVAL F  
**RSA** 7 TAYLOR N                      8 GOVENDER J                      10 PAPENFUS M                      12 CURLE DN                      15 NORTJE R

Game Time	BRA - Brazil	Score	Lead	RSA - South Africa
10:00	5 ROCA H Player IN <<----			
10:00	6 SILVA E Player IN <<----			
10:00	8 NUNES I Player IN <<----			
10:00	9 PESSOA N Player IN <<----			
10:00	10 SILVA SANDOVAL F Player IN <<----			
10:00				7 TAYLOR N Player IN <<----
10:00				8 GOVENDER J Player IN <<----
10:00				10 PAPENFUS M Player IN <<----
10:00				12 CURLE DN Player IN <<----
10:00				15 NORTJE R Player IN <<----
10:00	8 NUNES I Tap off won			15 NORTJE R Tap off lost
09:52	6 SILVA E 2-Pts missed (2 out)			
09:51	Offensive Rebound			
09:45	6 SILVA E 2 Pts paint missed (2 Out)			
09:42	10 SILVA SANDOVAL F Offensive Rebound			
09:24	9 PESSOA N 2-Pts paint made (2 In)	2-0	+2	
08:59				15 NORTJE R 2-Pts missed (2 out)
08:58	10 SILVA SANDOVAL F Defensive Rebound			
08:49				15 NORTJE R Personal foul
08:49	6 SILVA E Foul On			
08:49	6 SILVA E Free Throw made (1 In)	3-0	+3	
08:49	6 SILVA E Free Throw missed (1 Out)			
08:46				15 NORTJE R Defensive Rebound
08:27				12 CURLE DN 2 Pts paint missed (2 Out)
08:27	Defensive Rebound			
08:15	6 SILVA E 2-Pts paint made (2 In)	5-0	+5	
08:09	8 NUNES I Assist			
07:58				12 CURLE DN Turnover
07:36	6 SILVA E Turnover			
07:18				15 NORTJE R 2-Pts missed (2 out)
07:17	8 NUNES I Defensive Rebound			
07:10	9 PESSOA N 2-Pts paint made (2 In)	7-0	+7	
07:09	9 PESSOA N Fast Break			
06:53		7-3	+4	7 TAYLOR N 3-Pts made (3 In)



## PLAY BY PLAY

文字比分播报

**BRA 68 vs 46 RSA**

**Attendance: 11204**

Game Time	BRA - Brazil	Score	Lead	RSA - South Africa
06:37	10 SILVA SANDOVAL F 2-Pts missed (2 out)			
06:35				8 GOVENDER J Defensive Rebound
06:26		7-5	+2	15 NORTJE R 2-Pts paint made (2 In)
06:03	5 ROCA H 2-Pts paint made (2 In)	9-5	+4	
05:51				12 CURLE DN Turnover
05:51	5 ROCA H Steal			
05:42	9 PESSOA N 2 Pts paint missed (2 Out)			
05:39				10 PAPENFUS M Defensive Rebound
05:26				7 TAYLOR N Turnover
05:26				Time out
05:08	8 NUNES I 2-Pts paint made (2 In)	11-5	+6	
04:44		11-7	+4	15 NORTJE R 2-Pts paint made (2 In)
04:31	6 SILVA E Player OUT ---->>			
04:31	8 NUNES I Player OUT ---->>			
04:31	10 SILVA SANDOVAL F Player OUT ---->>			
04:31	7 SILVA JM Player IN <<----			
04:31	12 LIMA E Player IN <<----			
04:31	13 MIRANDO L Player IN <<----			
04:19	Turnover			
04:11				15 NORTJE R Turnover
03:51	5 ROCA H 2-Pts made (2 In)	13-7	+6	
03:49	9 PESSOA N Personal foul			
03:49				12 CURLE DN Foul On
03:46				12 CURLE DN Turnover
03:26	13 MIRANDO L 2-Pts missed (2 out)			
03:24				7 TAYLOR N Defensive Rebound
03:18		13-10	+3	7 TAYLOR N 3-Pts made (3 In)
02:59	13 MIRANDO L 2-Pts paint made (2 In)	15-10	+5	
02:48	7 SILVA JM Personal foul			
02:48				15 NORTJE R Foul On
02:48				15 NORTJE R Free Throw missed (1 Out)
02:48		15-11	+4	15 NORTJE R Free Throw made (1 In)
02:34	12 LIMA E 2-Pts missed (2 out)			
02:33				7 TAYLOR N Defensive Rebound
02:09		15-13	+2	12 CURLE DN 2-Pts made (2 In)
02:05				8 GOVENDER J Personal foul
02:05	13 MIRANDO L Foul On			
01:54	13 MIRANDO L 2-Pts missed (2 out)			
01:54				Defensive Rebound
01:38	7 SILVA JM Personal foul			
01:38				7 TAYLOR N Foul On
01:24				10 PAPENFUS M Turnover



## PLAY BY PLAY

文字比分播报

**BRA 68 vs 46 RSA**

**Attendance: 11204**

Game Time	BRA - Brazil	Score	Lead	RSA - South Africa
01:10	5 ROCA H 2-Pts paint made (2 In)	17-13	+4	
00:47				15 NORTJE R 2 Pts paint missed (2 Out)
00:43				15 NORTJE R Offensive Rebound
00:43				15 NORTJE R 2 Pts paint missed (2 Out)
00:40				10 PAPENFUS M Offensive Rebound
00:40				10 PAPENFUS M 2 Pts paint missed (2 Out)
00:38	13 MIRANDO L Defensive Rebound			
00:37	7 SILVA JM 2 Pts paint missed (2 Out)			
00:34				15 NORTJE R Defensive Rebound
00:25		17-15	+2	15 NORTJE R 2-Pts made (2 In)
00:10	12 LIMA E 2-Pts paint made (2 In)	19-15	+4	
00:05	7 SILVA JM Personal foul			
00:05				15 NORTJE R Foul On
00:01		19-17	+2	15 NORTJE R 2-Pts paint made (2 In)
00:01				7 TAYLOR N Assist

## SECOND QUARTER

### Quarter Starters:

**BRA**

**RSA** 7 TAYLOR N

8 GOVENDER J

15 NORTJE R

Game Time	BRA - Brazil	Score	Lead	RSA - South Africa
10:00				7 TAYLOR N Player IN <<----
10:00				8 GOVENDER J Player IN <<-----
10:00				15 NORTJE R Player IN <<-----
09:41				Tap off situation, throw-in
09:39				7 TAYLOR N 2-Pts missed (2 out)
09:36	5 ROCA H Player IN <<----			
09:36	7 SILVA JM Player IN <<----			
09:36	13 MIRANDO L Player IN <<----			
09:36	13 MIRANDO L 2 Pts paint missed (2 Out)			
09:36	13 MIRANDO L Offensive Rebound			
09:36	13 MIRANDO L 2 Pts paint missed (2 Out)			
09:36	Offensive Rebound			
09:30	12 LIMA E Player IN <<----			
09:30	9 PESSOA N Player IN <<-----			
09:16	13 MIRANDO L 3-Pts missed (3 Out)			
09:15	5 ROCA H Offensive Rebound			
09:04	13 MIRANDO L 2-Pts paint made (2 In)	21-17	+4	
09:02	9 PESSOA N Personal foul			
09:02				7 TAYLOR N Foul On
09:02				10 PAPENFUS M Player IN <<-----
09:02				12 CURLE DN Player IN <<-----



## PLAY BY PLAY

文字比分播报

**BRA 68 vs 46 RSA**

**Attendance: 11204**

Game Time	BRA - Brazil	Score	Lead	RSA - South Africa
09:02		21-18	+3	7 TAYLOR N Free Throw made (1 In)
09:02		21-19	+2	7 TAYLOR N Free Throw made (1 In)
09:02		21-20	+1	7 TAYLOR N Free Throw made (1 In)
08:41	13 MIRANDO L 2-Pts missed (2 out)			
08:40	13 MIRANDO L Offensive Rebound			
08:36	7 SILVA JM 2-Pts paint made (2 In)	23-20	+3	
08:11		23-22	+1	12 CURLE DN 2-Pts paint made (2 In)
08:09				7 TAYLOR N Assist
07:50				15 NORTJE R Steal
07:50	7 SILVA JM Turnover			
07:45				15 NORTJE R Turnover
07:45	13 MIRANDO L Steal			
07:44	13 MIRANDO L 2-Pts paint made (2 In)	25-22	+3	
07:44				15 NORTJE R Personal foul
07:44	13 MIRANDO L Foul On			
07:44	13 MIRANDO L Free Throw made (1 In)	26-22	+4	
07:28				15 NORTJE R 2 Pts paint missed (2 Out)
07:28	13 MIRANDO L Defensive Rebound			
07:18				12 CURLE DN Personal foul
07:18	13 MIRANDO L Foul On			
07:06	13 MIRANDO L 2-Pts missed (2 out)			
07:05	7 SILVA JM Offensive Rebound			
07:03	7 SILVA JM 2 Pts paint missed (2 Out)			
07:01	13 MIRANDO L Offensive Rebound			
06:59	13 MIRANDO L 2-Pts paint made (2 In)	28-22	+6	
06:44				7 TAYLOR N 2-Pts missed (2 out)
06:44				Offensive Rebound
06:38				8 GOVENDER J Turnover
06:25	5 ROCA H 2 Pts paint missed (2 Out)			
06:25	7 SILVA JM Offensive Rebound			
06:25	7 SILVA JM 2-Pts paint made (2 In)	30-22	+8	
06:25				8 GOVENDER J Player OUT ---->>
06:25				6 WILLIAMS R Player IN <<----
06:25				15 NORTJE R Player OUT ---->>
06:25				14 NEL J Player IN <<----
06:02		30-24	+6	12 CURLE DN 2-Pts paint made (2 In)
05:59				6 WILLIAMS R Assist
05:45	12 LIMA E Turnover			
05:17				12 CURLE DN 2-Pts missed (2 out)
05:15	Defensive Rebound			
05:15				10 PAPENFUS M Personal foul
05:15	9 PESSOA N Foul On			



## PLAY BY PLAY

文字比分播报

**BRA 68 vs 46 RSA**

**Attendance: 11204**

Game Time	BRA - Brazil	Score	Lead	RSA - South Africa
05:09				6 WILLIAMS R Personal foul
05:09	9 PESSOA N Foul On			
04:52	7 SILVA JM 2 Pts paint missed (2 Out)			
04:51				14 NEL J Defensive Rebound
04:30				Turnover
04:30				Time out
04:11	13 MIRANDO L 2-Pts missed (2 out)			
04:09				Defensive Rebound
03:52		30-26	+4	6 WILLIAMS R 2-Pts made (2 In)
03:36	7 SILVA JM 2-Pts paint made (2 In)	32-26	+6	
03:34	12 LIMA E Assist			
03:06				7 TAYLOR N 2 Pts paint missed (2 Out)
03:04	13 MIRANDO L Defensive Rebound			
02:58	7 SILVA JM 2-Pts paint made (2 In)	34-26	+8	
02:57	12 LIMA E Assist			
02:40				6 WILLIAMS R 2-Pts missed (2 out)
02:39	13 MIRANDO L Defensive Rebound			
02:19	13 MIRANDO L 2 Pts paint missed (2 Out)			
02:19	13 MIRANDO L Offensive Rebound			
02:19				14 NEL J Technical foul
02:19	13 MIRANDO L Foul On			
02:19	13 MIRANDO L Free Throw missed (1 Out)			
02:19	13 MIRANDO L Free Throw made (1 In)	35-26	+9	
02:19				14 NEL J Player OUT ---->>
02:19				15 NORTJE R Player IN <<----
02:19				6 WILLIAMS R Player OUT ---->>
02:19				4 RETIEF M Player IN <<----
02:06				15 NORTJE R Defensive Rebound
02:02	12 LIMA E 2-Pts missed (2 out)			
02:02	12 LIMA E Personal foul			
02:02				15 NORTJE R Foul On
01:47		35-28	+7	15 NORTJE R 2-Pts paint made (2 In)
01:25	9 PESSOA N Turnover			
01:25				7 TAYLOR N Steal
01:10				10 PAPENFUS M 2 Pts paint missed (2 Out)
01:10	13 MIRANDO L Defensive Rebound			
00:50	13 MIRANDO L 2-Pts made (2 In)	37-28	+9	
00:30				15 NORTJE R Turnover
00:30				15 NORTJE R Steal
00:30	12 LIMA E Turnover			
00:01				12 CURLE DN 2 Pts paint missed (2 Out)

### THIRD QUARTER

#### Quarter Starters:

<b>BRA</b> 5 ROCA H	7 SILVA JM	9 PESSOA N	12 LIMA E	13 MIRANDO L
<b>RSA</b> 4 RETIEF M	7 TAYLOR N	10 PAPENFUS M	12 CURLE DN	15 NORTJE R



## PLAY BY PLAY

文字比分播报

**BRA 68 vs 46 RSA**

**Attendance: 11204**

Game Time	BRA - Brazil	Score	Lead	RSA - South Africa
10:00				4 RETIEF M Player IN <<----
10:00				7 TAYLOR N Player IN <<----
10:00				10 PAPENFUS M Player IN <<----
10:00				12 CURLE DN Player IN <<----
10:00				15 NORTJE R Player IN <<----
10:00	5 ROCA H Player IN <<----			
10:00	7 SILVA JM Player IN <<----			
10:00	9 PESSOA N Player IN <<----			
10:00	12 LIMA E Player IN <<----			
10:00	13 MIRANDO L Player IN <<----			
09:49	Tap off situation, throw-in			
09:46	7 SILVA JM 2-Pts paint made (2 In)	39-28	+11	
09:34				15 NORTJE R Turnover
09:19	7 SILVA JM 2 Pts paint missed (2 Out)			
09:17	7 SILVA JM Offensive Rebound			
09:17	7 SILVA JM 2-Pts paint made (2 In)	41-28	+13	
08:50				12 CURLE DN 2-Pts missed (2 out)
08:46	7 SILVA JM Defensive Rebound			
08:40	9 PESSOA N 2 Pts paint missed (2 Out)			
08:39	12 LIMA E Offensive Rebound			
08:34	13 MIRANDO L 2-Pts paint made (2 In)	43-28	+15	
08:34				12 CURLE DN Personal foul
08:34	13 MIRANDO L Foul On			
08:34	13 MIRANDO L Free Throw made (1 In)	44-28	+16	
08:34				10 PAPENFUS M Player OUT ---->>
08:34				11 ZONKE T Player IN <<----
08:34				15 NORTJE R Player OUT ---->>
08:34				14 NEL J Player IN <<----
08:19				11 ZONKE T Turnover
08:19	5 ROCA H Steal			
08:06	9 PESSOA N 2 Pts paint missed (2 Out)			
08:04	9 PESSOA N Offensive Rebound			
08:03	9 PESSOA N 2-Pts paint made (2 In)	46-28	+18	
07:59				12 CURLE DN Turnover
07:59				11 ZONKE T Player OUT ---->>
07:59				10 PAPENFUS M Player IN <<----
07:59				14 NEL J Player OUT ---->>
07:59				15 NORTJE R Player IN <<----
07:59	9 PESSOA N Player OUT ---->>			
07:59	14 ALEXANDRE S Player IN <<----			
07:38	12 LIMA E 2-Pts missed (2 out)			
07:37				4 RETIEF M Defensive Rebound





## PLAY BY PLAY

文字比分播报

**BRA 68 vs 46 RSA**

**Attendance: 11204**

Game Time	BRA - Brazil	Score	Lead	RSA - South Africa
07:25	13 MIRANDO L Personal foul			
07:25				15 NORTJE R Foul On
07:13		46-30	+16	15 NORTJE R 2-Pts paint made (2 In)
06:52	12 LIMA E 2-Pts missed (2 out)			
06:49	13 MIRANDO L Offensive Rebound			
06:49	13 MIRANDO L 2-Pts paint made (2 In)	48-30	+18	
06:49				4 RETIEF M Offensive foul
06:49				4 RETIEF M Turnover
06:49	13 MIRANDO L Foul On			
06:49	13 MIRANDO L Steal			
06:49				4 RETIEF M Player OUT ---->>
06:49				8 GOVENDER J Player IN <<----
06:25	13 MIRANDO L 2 Pts paint missed (2 Out)			
06:20	7 SILVA JM Turnover			
06:20				15 NORTJE R Steal
06:17	7 SILVA JM Offensive Rebound			
06:06				10 PAPENFUS M 2 Pts paint missed (2 Out)
06:06	12 LIMA E Defensive Rebound			
05:53	12 LIMA E 2-Pts missed (2 out)			
05:52	7 SILVA JM Offensive Rebound			
05:52	7 SILVA JM 2-Pts paint made (2 In)	50-30	+20	
05:28				15 NORTJE R 2-Pts missed (2 out)
05:27				8 GOVENDER J Offensive Rebound
05:24				7 TAYLOR N 3-Pts missed (3 Out)
05:23	7 SILVA JM Defensive Rebound			
05:07	12 LIMA E 2 Pts paint missed (2 Out)			
05:06				15 NORTJE R Defensive Rebound
05:00				7 TAYLOR N Turnover
05:00	7 SILVA JM Player OUT ---->>			
05:00	13 MIRANDO L Player OUT ---->>			
05:00	5 ROCA H Player OUT ---->>			
05:00	4 SILVA JR Player IN <<----			
05:00	8 NUNES I Player IN <<----			
05:00	11 SILVA JUNIOR G Player IN <<----			
05:00				7 TAYLOR N Player OUT ---->>
05:00				8 GOVENDER J Player OUT ---->>
05:00				15 NORTJE R Player OUT ---->>
05:00				4 RETIEF M Player IN <<----
05:00				6 WILLIAMS R Player IN <<----
05:00				11 ZONKE T Player IN <<----
05:00				10 PAPENFUS M Player OUT ---->>
05:00				14 NEL J Player IN <<----



## PLAY BY PLAY

文字比分播报

**BRA 68 vs 46 RSA**

**Attendance: 11204**

Game Time	BRA - Brazil	Score	Lead	RSA - South Africa
04:41	12 LIMA E 2-Pts made (2 In)	52-30	+22	
04:34				4 RETIEF M Turnover
04:34	12 LIMA E Steal			
04:30	12 LIMA E 2 Pts paint missed (2 Out)			
04:23	11 SILVA JUNIOR G Offensive Rebound			
04:23	11 SILVA JUNIOR G 2 Pts paint missed (2 Out)			
04:21				14 NEL J Defensive Rebound
04:15	14 ALEXANDRE S Personal foul			
04:15				11 ZONKE T Foul On
04:08		52-32	+20	12 CURLE DN 2-Pts paint made (2 In)
03:46				14 NEL J Personal foul
03:46	8 NUNES I Foul On			
03:32	8 NUNES I 3-Pts missed (3 Out)			
03:32				12 CURLE DN Defensive Rebound
03:26				11 ZONKE T Turnover
03:26	8 NUNES I Steal			
03:17	11 SILVA JUNIOR G 2-Pts paint made (2 In)	54-32	+22	
03:17	12 LIMA E Assist			
03:02		54-34	+20	11 ZONKE T 2-Pts paint made (2 In)
03:01				14 NEL J Assist
02:45	12 LIMA E 2-Pts made (2 In)	56-34	+22	
02:37				14 NEL J Turnover
02:22	12 LIMA E 2-Pts missed (2 out)			
02:21				12 CURLE DN Defensive Rebound
02:17	4 SILVA JR Personal foul			
02:17				11 ZONKE T Foul On
02:17				11 ZONKE T Free Throw missed (1 Out)
02:17		56-35	+21	11 ZONKE T Free Throw made (1 In)
02:06	11 SILVA JUNIOR G Turnover			
01:52		56-37	+19	11 ZONKE T 2-Pts paint made (2 In)
01:50				14 NEL J Assist
01:30	8 NUNES I 2-Pts missed (2 out)			
01:29				12 CURLE DN Defensive Rebound
01:10				6 WILLIAMS R Turnover
01:10				Time out
00:50	Turnover			
00:40				11 ZONKE T Turnover
00:40				12 CURLE DN Steal
00:40	12 LIMA E Turnover			
00:17				11 ZONKE T Turnover
00:17	12 LIMA E Steal			
00:17				12 CURLE DN Personal foul



## PLAY BY PLAY

文字比分播报

**BRA 68 vs 46 RSA**

**Attendance: 11204**

Game Time	BRA - Brazil	Score	Lead	RSA - South Africa
00:17	12 LIMA E Foul On			
00:11				12 CURLE DN Player OUT ---->>
00:11				10 PAPENFUS M Player IN <<----
00:01	8 NUNES I 3-Pts missed (3 Out)			
00:01				Defensive Rebound

## FOURTH QUARTER

### Quarter Starters:

**BRA**

**RSA**

Game Time	BRA - Brazil	Score	Lead	RSA - South Africa
10:00	5 ROCA H Player IN <<----			
10:00	10 SILVA SANDOVAL F Player IN <<----			
10:00	15 SILVA D Player IN <<----			
10:00				7 TAYLOR N Player IN <<----
10:00				8 GOVENDER J Player IN <<----
10:00				10 PAPENFUS M Player IN <<----
10:00				15 NORTJE R Player IN <<----
10:00	8 NUNES I Player IN <<----			
10:00				14 NEL J Player IN <<----
10:00	12 LIMA E Player IN <<----			
09:58				Tap off situation, throw-in
09:50		56-39	+17	14 NEL J 2-Pts paint made (2 In)
09:36				14 NEL J Steal
09:36	12 LIMA E Turnover			
09:36	12 LIMA E Steal			
09:36				15 NORTJE R Turnover
09:09	12 LIMA E 2-Pts paint made (2 In)	58-39	+19	
09:08	12 LIMA E Fast Break			
08:50	8 NUNES I Personal foul			
08:50				15 NORTJE R Foul On
08:35				10 PAPENFUS M Turnover
08:10	Turnover			
08:10	8 NUNES I Steal			
08:10				10 PAPENFUS M Turnover
08:01				10 PAPENFUS M Personal foul
08:01	10 SILVA SANDOVAL F Foul On			
07:52	15 SILVA D 2 Pts paint missed (2 Out)			
07:51				14 NEL J Defensive Rebound
07:34	10 SILVA SANDOVAL F Personal foul			
07:34				10 PAPENFUS M Foul On
07:20	5 ROCA H Steal			



## PLAY BY PLAY

文字比分播报

**BRA 68 vs 46 RSA**

**Attendance: 11204**

Game Time	BRA - Brazil	Score	Lead	RSA - South Africa
07:20				8 GOVENDER J Turnover
06:58	Turnover			
06:58				10 PAPENFUS M Player OUT ---->>
06:58				14 NEL J Player OUT ---->>
06:58				9 GUMBI S Player IN <<----
06:58				12 CURLE DN Player IN <<----
06:58	8 NUNES I Player OUT ---->>			
06:58	13 MIRANDO L Player IN <<----			
06:27				Turnover
06:09	13 MIRANDO L 2-Pts missed (2 out)			
06:08				7 TAYLOR N Defensive Rebound
05:59				9 GUMBI S 2 Pts paint missed (2 Out)
05:58	10 SILVA SANDOVAL F Defensive Rebound			
05:51	5 ROCA H 2-Pts paint made (2 In)	60-39	+21	
05:50	10 SILVA SANDOVAL F Assist			
05:36	10 SILVA SANDOVAL F Steal			
05:36				12 CURLE DN Turnover
05:36				12 CURLE DN Personal foul
05:36	10 SILVA SANDOVAL F Foul On			
05:25				12 CURLE DN Steal
05:25	15 SILVA D Turnover			
05:03		60-42	+18	15 NORTJE R 3-Pts made (3 In)
04:46	5 ROCA H 2 Pts paint missed (2 Out)			
04:46				7 TAYLOR N Defensive Rebound
04:39		60-44	+16	12 CURLE DN 2-Pts paint made (2 In)
04:37				12 CURLE DN Fast Break
04:17	10 SILVA SANDOVAL F 2-Pts made (2 In)	62-44	+18	
04:02				7 TAYLOR N 3-Pts missed (3 Out)
04:00	13 MIRANDO L Defensive Rebound			
03:43	15 SILVA D 2-Pts paint made (2 In)	64-44	+20	
03:43	10 SILVA SANDOVAL F Assist			
03:32				8 GOVENDER J Offensive foul
03:32				8 GOVENDER J Turnover
03:32	12 LIMA E Foul On			
03:32	12 LIMA E Steal			
03:14	13 MIRANDO L 2 Pts paint missed (2 Out)			
03:12				12 CURLE DN Defensive Rebound
03:12				12 CURLE DN Turnover
02:54	10 SILVA SANDOVAL F 2 Pts paint missed (2 Out)			
02:52				15 NORTJE R Defensive Rebound
02:43				9 GUMBI S Turnover
02:43	5 ROCA H Player OUT ---->>			



## PLAY BY PLAY

文字比分播报

**BRA 68 vs 46 RSA**

**Attendance: 11204**

Game Time	BRA - Brazil	Score	Lead	RSA - South Africa
02:43	13 MIRANDO L Player OUT ---->>			
02:43	4 SILVA JR Player IN <<----			
02:43	7 SILVA JM Player IN <<----			
02:27	15 SILVA D Turnover			
02:27				15 NORTJE R Steal
02:27				12 CURLE DN Turnover
02:27	10 SILVA SANDOVAL F Steal			
02:27	12 LIMA E Turnover			
01:41				9 GUMBI S 2 Pts paint missed (2 Out)
01:41	15 SILVA D Defensive Rebound			
01:28	7 SILVA JM 2-Pts paint made (2 In)	66-44	+22	
01:05				15 NORTJE R 2-Pts missed (2 out)
01:04	10 SILVA SANDOVAL F Defensive Rebound			
00:43	7 SILVA JM Turnover			
00:43				7 TAYLOR N Steal
00:40		66-46	+20	15 NORTJE R 2-Pts paint made (2 In)
00:40				9 GUMBI S Assist
00:28				12 CURLE DN Steal
00:28	12 LIMA E Turnover			
00:22				7 TAYLOR N 3-Pts missed (3 Out)
00:21				7 TAYLOR N Offensive Rebound
00:13				7 TAYLOR N Turnover
00:13	12 LIMA E Steal			
00:11	7 SILVA JM 2-Pts paint made (2 In)	68-46	+22	



## RESULTS

比赛成绩

### BRA 37 vs 28 RSA

Attendance: 0

Referee: KUERZI Bill (USA)

Commissioner: COSSAER Dirk Lodewijk M (BEL)

Umpires: PAVLOPOULOS Adrianos (GRE); JIN Zhuo (CHN)

Classifier: DINH Trien Tan (FRA)

		Q1		Q2	
Scoring by 5 min intervals:	BRA	11	19	30	37
	RSA	5	17	24	28

#### BRA - BRAZIL

No.	Name	Sport Class	MIN	Field Goals		2 Points		3 Points		Free Throws		Rebounds			AS	TO	ST	BS	PF	FO	PTS	
				M/A	%	M/A	%	M/A	%	M/A	%	OR	DR	TOT								
*5	ROCA Heriberto	1.0	19:36	3/4	75	3/4	75					1		1			1				6	
*6	SILVA Erick	3.5	05:29	1/3	33	1/3	33			1/2	50					1				1	3	
*8	NUNES Irio	4.5	05:29	1/1	100	1/1	100						1	1	1						2	
*9	PESSOA Nilton	2.0	19:30	2/3	67	2/3	67									1			2	2	4	
*10	SILVA SANDOVAL Francisco	3.0	05:29	0/1	0	0/1	0					1	1	2							0	
4	SILVA Jose Ricardo (C)	1.5	00:00																		0	
7	SILVA Jose Marcos	4.0	14:07	4/7	57	4/7	57					2		2		1			3		8	
11	SILVA JUNIOR Gelson	3.5	00:00																		0	
12	LIMA Everaldo	2.5	14:01	1/3	33	1/3	33								2	2			1		2	
13	MIRANDO Leandro	4.5	14:07	5/14	36	5/13	38	0/1	0	2/3	67	4	5	9			1			4	12	
14	ALEXANDRE Sergio	2.0	00:00																		0	
15	SILVA Douglas	3.0	00:00																		0	
Team/Coach																						
<b>Totals</b>				17/36	47	17/35	49	0/1	0	3/5	60	10	9	19	3	6	2			6	7	37
Coach		SILVA Itamar Luiz																				
Assistant Coach		SILVA SANTOS Sileno																				

#### RSA - SOUTH AFRICA

No.	Name	Sport Class	MIN	Field Goals		2 Points		3 Points		Free Throws		Rebounds			AS	TO	ST	BS	PF	FO	PTS	
				M/A	%	M/A	%	M/A	%	M/A	%	OR	DR	TOT								
*7	TAYLOR Nicholas	2.0	20:00	2/5	40	0/3	0	2/2	100	3/3	100		2	2	2	1	1			2	9	
*8	GOVENDER Justin	1.0	13:35									1	1		1				1		0	
*10	PAPENFUS Marius (C)	2.5	19:02	0/2	0	0/2	0					1	1	2		1			1		0	
*12	CURLE David Nathaniel	3.5	19:02	3/6	50	3/6	50								3				1	1	6	
*15	NORTJE Richard	4.5	15:54	5/10	50	5/10	50			1/2	50	1	3	4		3	2		2	3	11	
4	RETIEF Marcus	1.0	02:19																		0	
5	HARTNICK Shaun	1.0	00:00																		0	
6	WILLIAMS Ralph	2.0	04:06	1/2	50	1/2	50								1				1		2	
9	GUMBI Siphamandla	3.0	00:00																		0	
11	ZONKE Thandile	3.5	00:00																		0	
13	WAITES Grant	4.0	00:00																		0	
14	NEL Jeremy	4.0	04:06									1	1						1		0	
Team/Coach																						
<b>Totals</b>				11/25	44	9/23	39	2/2	100	4/5	80	3	10	13	3	10	3			7	6	28
Coach		SIERRA Vivian																				
Assistant Coach		MOSUOE Kelebhone																				

	BRA	RSA
Points from Turnovers	8	0
Points in the Paint	30	12
Second Chance Points	18	0
Fast Break Points	0	0

	BRA	RSA
Biggest Lead	9	0
Biggest Scoring Run	7-0(7-0)	5-0(7-5)
Lead Changes	1	
Times Tied	0	

#### Legend:

%	Shooting Percentage	(C)	Captain	*	Starters	AS	Assists
BS	Blocked Shots	DR	Defensive Rebounds	FO	Fouls On	M/A	Made/Attempts
MIN	Minutes Played	OR	Offensive Rebounds	PF	Fouls	PTS	Points
Qx	Quarter Time	ST	Steals	TO	Turnovers	TOT	Total Rebounds



## RESULTS

比赛成绩

### BRA 68 vs 46 RSA

Attendance: 11204

Referee: KUERZI Bill (USA)

Commissioner: COSSAER Dirk Lodewijk M (BEL)

Umpires: PAVLOPOULOS Adrianos (GRE); JIN Zhuo (CHN)

Classifier: DINH Trien Tan (FRA)

		Q1		Q2		Q3		Q4	
Scoring by 5 min intervals:	<b>BRA</b>	11	19	30	37	50	56	60	68
	<b>RSA</b>	5	17	24	28	30	37	42	46

#### BRA - BRAZIL

No.	Name	Sport Class	MIN	Field Goals		2 Points		3 Points		Free Throws		Rebounds			AS	TO	ST	BS	PF	FO	PTS	
				M/A	%	M/A	%	M/A	%	M/A	%	OR	DR	TOT								
*5	ROCA Heriberto	1.0	31:53	4/6	67	4/6	67					1		1			3				8	
*6	SILVA Erick	3.5	05:29	1/3	33	1/3	33			1/2	50					1				1	3	
*8	NUNES Irio	4.5	13:31	1/4	25	1/2	50	0/2	0				1	1	1		2		1	1	2	
*9	PESSOA Nilton	2.0	21:31	3/6	50	3/6	50					1		1		1			2	2	6	
*10	SILVA SANDOVAL Francisco	3.0	15:29	1/3	33	1/3	33					1	3	4	2		2		1	2	2	
4	SILVA Jose Ricardo (C)	1.5	07:43																	1	0	
7	SILVA Jose Marcos	4.0	21:50	9/13	69	9/13	69					5	2	7		3			3		18	
11	SILVA JUNIOR Gelson	3.5	05:00	1/2	50	1/2	50					1		1		1					2	
12	LIMA Everaldo	2.5	34:01	4/12	33	4/12	33					1	1	2	3	6	5		1	2	8	
13	MIRANDO Leandro	4.5	23:22	7/19	37	7/18	39	0/1	0	3/4	75	5	6	11			2		1	6	17	
14	ALEXANDRE Sergio	2.0	07:59																	1	0	
15	SILVA Douglas	3.0	10:00	1/2	50	1/2	50						1	1							2	
Team/Coach																						
<b>Totals</b>				32/70	46	32/67	48	0/3	0	4/6	67	17	16	33	6	18	14			11	14	68
<b>Coach</b>		SILVA Itamar Luiz																				
<b>Assistant Coach</b>		SILVA SANTOS Sileno																				

#### RSA - SOUTH AFRICA

No.	Name	Sport Class	MIN	Field Goals		2 Points		3 Points		Free Throws		Rebounds			AS	TO	ST	BS	PF	FO	PTS	
				M/A	%	M/A	%	M/A	%	M/A	%	OR	DR	TOT								
*7	TAYLOR Nicholas	2.0	35:00	2/8	25	0/3	0	2/5	40	3/3	100	1	4	5	2	3	2			2	9	
*8	GOVENDER Justin	1.0	25:24									1	1	2		3			2		0	
*10	PAPENFUS Marius (C)	2.5	26:40	0/3	0	0/3	0					1	1	2		3			2	1	0	
*12	CURLE David Nathaniel	3.5	35:49	5/9	56	5/9	56						4	4		7	3		4	1	10	
*15	NORTJE Richard	4.5	30:19	8/15	53	7/14	50	1/1	100	1/2	50	1	5	6	5	4			2	5	18	
4	RETIEF Marcus	1.0	10:30										1	1		2				1	0	
5	HARTNICK Shaun	1.0	00:00																		0	
6	WILLIAMS Ralph	2.0	09:06	1/2	50	1/2	50								1	1			1		2	
9	GUMBI Siphamandla	3.0	06:58	0/2	0	0/2	0								1	1					0	
11	ZONKE Thandile	3.5	05:35	2/2	100	2/2	100			1/2	50					4				2	5	
13	WAITES Grant	4.0	00:00																		0	
14	NEL Jeremy	4.0	12:43	1/1	100	1/1	100						3	3	2	1	1		2		2	
Team/Coach																						
<b>Totals</b>				19/42	45	16/36	44	3/6	50	5/7	71	5	22	27	6	32	10			14	11	46
<b>Coach</b>		SIERRA Vivian																				
<b>Assistant Coach</b>		MOSUOE Kelebhone																				

	BRA	RSA
Points from Turnovers	18	7
Points in the Paint	54	26
Second Chance Points	28	0
Fast Break Points	0	0

	BRA	RSA
Biggest Lead	22	0
Biggest Scoring Run	11-0(46-28)	5-0(7-5)
Lead Changes	1	
Times Tied	0	

#### Legend:

%	Shooting Percentage	(C)	Captain	*	Starters	AS	Assists
BS	Blocked Shots	DR	Defensive Rebounds	FO	Fouls On	M/A	Made/Attempts
MIN	Minutes Played	OR	Offensive Rebounds	OTx	Overtime	PF	Fouls
PTS	Points	Qx	Quarter Time	ST	Steals	TO	Turnovers
TOT	Total Rebounds						



## START LIST

首发名单

### SWE - CHN

**Referee:** OTTO Jorg-Ulrich (GER)  
**Umpires:** FARRUGIA Anna Valerie (FRA); WELLS Matthew Brian (AUS)

**Commissioner:** VIVIERS Nico Maritz Malan (RSA)  
**Classifier:** LACHANCE Anne (CAN)

#### SWE - Sweden

No.	Name	Pos	Age	Sport Class	Current Games Statistics						
					PPG	FG%	3FG%	FT%	RPG	APG	MPG (GP)
4	NYLANDER Patrik	F	28	2.0	1.8	33	0	50	0.6	0.4	12:54 (5)
5	GUSTAVSSON Joachim	F	36	3.5	10.7	53		44	6.7	0.3	25:20 (6)
6	LARSSON Niclas	F	39	1.0	0.2	0		50	0.8	0.2	12:33 (6)
7	BYQVIST Per	C	40	3.0	1.3	22		25	3.3		12:32 (4)
8	ABLORH Enoch (C)	G	36	4.0	6.2	35	0	83	2.3	1.5	16:42 (6)
9	WALLIN Dan	C	34	4.0	6.8	40	0	54	6.0	0.2	19:38 (6)
10	HAIDARI Hussein	G	29	3.0	16.2	44	17	46	5.0	6.5	32:38 (6)
11	KOHLSTROM Peter	F	33	2.5	12.7	44		60	5.2	1.2	31:01 (6)
12	AKERBERG Thomas	F	40	3.0	0.0	0	0		0.8		07:41 (5)
13	LARSSON Thomas	F	39	1.0	0.8	50			1.4	1.2	20:01 (5)
14	LINDEN Joakim	F	19	2.5	7.8	60		54	5.0	1.0	24:12 (4)
15	MENG Robin	G	18	3.0	0.0			0	1.5	1.5	11:15 (2)
Team			32.6		60.8	42	11	50	34.3	12.3	
<b>Coach</b>		LOPES Ines									
<b>Assistant Coach</b>		ANDER Nils					ANDERSSON Lars Gunnar				

SWE Played		
PR	JPN	61-49
PR	IRI	66-92
PR	CAN	52-62
PR	RSA	58-64
PR	GER	72-78
CL	BRA	56-75

#### CHN - China

No.	Name	Pos	Age	Sport Class	Current Games Statistics						
					PPG	FG%	3FG%	FT%	RPG	APG	MPG (GP)
4	CHEN Guojun	C	24	4.0	2.4	38	0	67	3.0		10:49 (5)
5	HUANG Xunan	F	23	4.0	6.2	42	0	88	4.7	0.7	18:32 (6)
6	YANG Lei	C	25	3.5	6.8	28	0	33	4.2	1.2	27:10 (6)
7	ZHANG Lei	C	22	4.5	0.0						00:00 (0)
8	DING Hai	C	21	4.5	13.8	45	33	53	9.7	1.0	25:10 (6)
9	XU Hang	F	20	2.5	0.7	17			0.7		04:10 (3)
10	LIN Yin Hai	F	21	3.5	0.0						00:37 (1)
11	QU Huanjian	F	23	2.0	3.0	33		40	3.5	1.2	27:15 (6)
12	GUO Yandong	F/G	21	2.0	4.0	58		100	1.8	0.8	18:52 (6)
13	LI Pengcheng	G	27	2.0	3.8	29		100	1.5	2.8	25:15 (6)
14	CHEN Haijiang	G	32	2.0	3.2	24		25	2.7	2.2	34:26 (6)
15	CHEN Qi (C)	F/G	32	1.5	0.7	29			0.2	0.3	12:05 (6)
Team			24.3		43.8	36	11	57	31.0	10.2	
<b>Coach</b>		XU Yuansheng									
<b>Assistant Coach</b>		ZHAI Yongjun									

CHN Played		
PR	GBR	34-81
PR	ISR	41-80
PR	AUS	44-79
PR	USA	38-97
PR	BRA	46-65
CL	RSA	60-67

**Legend:**

3FG%	3 Field Goals %	APG	Assists per Game	C	Centre	CL	Classification
F	Forward	FG%	Field Goals %	FT%	Free Throws %	G	Guard
GP	Games Played	MPG	Minutes Played per Game	Pos	Playing Position	PPG	Points per Game
PR	Preliminary Round	RPG	Rebounds per Game				





## PLAY BY PLAY

文字比分播报

SWE 33 vs 30 CHN

Attendance: 12000

		Q1		Q2	
Scoring by 5 min intervals:	SWE	9	16	24	33
	CHN	5	13	17	30

### FIRST QUARTER

#### Quarter Starters:

SWE 5 GUSTAVSSON J      6 LARSSON N      9 WALLIN D      10 HAIDARI H      11 KOHLSTROM P  
CHN 6 YANG L      8 DING H      11 QU H      13 LI P      14 CHEN H

Game Time	SWE - Sweden	Score	Lead	CHN - China
10:00	5 GUSTAVSSON J Player IN <<----			
10:00	6 LARSSON N Player IN <<----			
10:00	9 WALLIN D Player IN <<----			
10:00	10 HAIDARI H Player IN <<----			
10:00	11 KOHLSTROM P Player IN <<----			
10:00				6 YANG L Player IN <<----
10:00				8 DING H Player IN <<----
10:00				11 QU H Player IN <<----
10:00				13 LI P Player IN <<----
10:00				14 CHEN H Player IN <<----
10:00	9 WALLIN D Tap off lost			6 YANG L Tap off won
09:41		0-2	-2	8 DING H 2-Pts made (2 In)
09:22	11 KOHLSTROM P 2 Pts paint missed (2 Out)			
09:20				6 YANG L Defensive Rebound
09:11				11 QU H 2 Pts paint missed (2 Out)
09:11	9 WALLIN D Defensive Rebound			
08:57	5 GUSTAVSSON J 2-Pts missed (2 out)			
08:54				8 DING H Defensive Rebound
08:45				11 QU H 2 Pts paint missed (2 Out)
08:43	11 KOHLSTROM P Defensive Rebound			
08:38				8 DING H Personal foul
08:38	10 HAIDARI H Foul On			
08:29	10 HAIDARI H 2-Pts paint made (2 In)	2-2	0	
08:06		2-4	-2	6 YANG L 2-Pts made (2 In)
07:59				14 CHEN H Personal foul
07:59	11 KOHLSTROM P Foul On			
07:59	11 KOHLSTROM P Free Throw missed (1 Out)			
07:59	11 KOHLSTROM P Free Throw made (1 In)	3-4	-1	
07:45				8 DING H 2-Pts missed (2 out)
07:44	10 HAIDARI H Defensive Rebound			
07:32	5 GUSTAVSSON J 2-Pts made (2 In)	5-4	+1	
07:09				6 YANG L 2-Pts missed (2 out)
07:07	5 GUSTAVSSON J Defensive Rebound			
06:55				6 YANG L Steal



## PLAY BY PLAY

文字比分播报

SWE 33 vs 30 CHN

Attendance: 12000

Game Time	SWE - Sweden	Score	Lead	CHN - China
06:55	10 HAIDARI H Turnover			
06:43				13 LI P 2-Pts missed (2 out)
06:35	11 KOHLSTROM P Defensive Rebound			
06:22	11 KOHLSTROM P 2 Pts paint missed (2 Out)			
06:18				11 QU H Defensive Rebound
06:18				8 DING H Offensive foul
06:18				8 DING H Turnover
06:18	9 WALLIN D Foul On			
06:18	9 WALLIN D Steal			
06:04	5 GUSTAVSSON J 2-Pts made (2 In)	7-4	+3	
05:44	11 KOHLSTROM P Personal foul			
05:44				8 DING H Foul On
05:44		7-5	+2	8 DING H Free Throw made (1 In)
05:44				8 DING H Free Throw missed (1 Out)
05:44	Defensive Rebound			
05:29	9 WALLIN D 2 Pts paint missed (2 Out)			
05:29				Defensive Rebound
05:16				6 YANG L 2-Pts missed (2 out)
05:16				8 DING H Offensive Rebound
05:16	10 HAIDARI H Personal foul			
05:16				8 DING H Foul On
05:16	9 WALLIN D Player OUT ---->>			
05:16	8 ABLORH E Player IN <<----			
05:16				8 DING H Free Throw missed (1 Out)
05:16				8 DING H Free Throw missed (1 Out)
05:14	8 ABLORH E Defensive Rebound			
05:00	10 HAIDARI H 2-Pts made (2 In)	9-5	+4	
05:00	8 ABLORH E Assist			
04:39				6 YANG L 2 Pts paint missed (2 Out)
04:39				6 YANG L Offensive Rebound
04:39	5 GUSTAVSSON J Personal foul			
04:39				6 YANG L Foul On
04:39				6 YANG L Free Throw missed (1 Out)
04:39				6 YANG L Free Throw missed (1 Out)
04:37	8 ABLORH E Defensive Rebound			
04:37				6 YANG L Personal foul
04:37	8 ABLORH E Foul On			
04:09	5 GUSTAVSSON J 2-Pts missed (2 out)			
04:08	11 KOHLSTROM P Offensive Rebound			
04:08	11 KOHLSTROM P 2 Pts paint missed (2 Out)			
04:06				8 DING H Defensive Rebound
03:52		9-7	+2	6 YANG L 2-Pts made (2 In)



## PLAY BY PLAY

文字比分播报

SWE 33 vs 30 CHN

Attendance: 12000

Game Time	SWE - Sweden	Score	Lead	CHN - China
03:51				8 DING H Assist
03:28	10 HAIDARI H 3-Pts made (3 In)	12-7	+5	
03:12		12-9	+3	11 QU H 2-Pts paint made (2 In)
03:11				13 LI P Assist
02:57	8 ABLORH E 2-Pts missed (2 out)			
02:54				6 YANG L Defensive Rebound
02:41				6 YANG L 2-Pts missed (2 out)
02:39	10 HAIDARI H Defensive Rebound			
02:33	8 ABLORH E Turnover			
02:33				8 DING H Steal
02:33	8 ABLORH E Personal foul			
02:33				8 DING H Foul On
02:33	Time out			
02:14				13 LI P 2-Pts missed (2 out)
02:13	5 GUSTAVSSON J Defensive Rebound			
01:57	8 ABLORH E 2-Pts missed (2 out)			
01:52				11 QU H Defensive Rebound
01:45				11 QU H 2 Pts paint missed (2 Out)
01:44				8 DING H Offensive Rebound
01:44		12-11	+1	8 DING H 2-Pts paint made (2 In)
01:27	6 LARSSON N Turnover			
01:15				14 CHEN H 2-Pts missed (2 out)
01:15				11 QU H Personal foul
01:15	11 KOHLSTROM P Foul On			
01:15	Defensive Rebound			
01:15	11 KOHLSTROM P Free Throw missed (1 Out)			
01:15	11 KOHLSTROM P Free Throw missed (1 Out)			
01:12				6 YANG L Defensive Rebound
01:05	11 KOHLSTROM P Personal foul			
01:05				8 DING H Foul On
01:05		12-12	0	8 DING H Free Throw made (1 In)
01:05		12-13	-1	8 DING H Free Throw made (1 In)
00:52	11 KOHLSTROM P 2 Pts paint missed (2 Out)			
00:52	11 KOHLSTROM P Offensive Rebound			
00:52				8 DING H Personal foul
00:52	11 KOHLSTROM P Foul On			
00:52	11 KOHLSTROM P Free Throw missed (1 Out)			
00:52	11 KOHLSTROM P Free Throw missed (1 Out)			
00:48	11 KOHLSTROM P Offensive Rebound			
00:48	11 KOHLSTROM P 2-Pts paint made (2 In)	14-13	+1	
00:17				8 DING H Turnover
00:03	10 HAIDARI H 3-Pts missed (3 Out)			



## PLAY BY PLAY

文字比分播报

SWE 33 vs 30 CHN

Attendance: 12000

Game Time	SWE - Sweden	Score	Lead	CHN - China
00:01	8 ABLORH E Offensive Rebound			
00:01	8 ABLORH E 2-Pts paint made (2 In)	16-13	+3	

## SECOND QUARTER

### Quarter Starters:

SWE 4 NYLANDER P      5 GUSTAVSSON J      11 KOHLSTROM P      10 HAIDARI H      14 LINDEN J  
CHN 6 YANG L      8 DING H      14 CHEN H      11 QU H      12 GUO Y

Game Time	SWE - Sweden	Score	Lead	CHN - China
10:00	4 NYLANDER P Player IN <<----			
10:00	5 GUSTAVSSON J Player IN <<----			
10:00	9 WALLIN D Player IN <<----			
10:00	10 HAIDARI H Player IN <<----			
10:00	14 LINDEN J Player IN <<----			
10:00	9 WALLIN D Player OUT ---->>			
10:00	11 KOHLSTROM P Player IN <<----			
10:00				6 YANG L Player IN <<----
10:00				8 DING H Player IN <<----
10:00				14 CHEN H Player IN <<----
10:00				11 QU H Player IN <<----
10:00				12 GUO Y Player IN <<----
09:55	Tap off situation, throw-in			
09:54				13 LI P Personal foul
09:54	5 GUSTAVSSON J Foul On			
09:49				12 GUO Y Player OUT ---->>
09:49				13 LI P Player IN <<----
09:47	10 HAIDARI H 2-Pts missed (2 out)			
09:47	Offensive Rebound			
09:39				13 LI P Personal foul
09:39	10 HAIDARI H Foul On			
09:39				13 LI P Player OUT ---->>
09:39				12 GUO Y Player IN <<----
09:31	5 GUSTAVSSON J 2-Pts missed (2 out)			
09:29				11 QU H Defensive Rebound
09:13				8 DING H 2-Pts missed (2 out)
09:12	10 HAIDARI H Defensive Rebound			
09:03	10 HAIDARI H 2-Pts paint made (2 In)	18-13	+5	
08:43				11 QU H 2 Pts paint missed (2 Out)
08:42	14 LINDEN J Defensive Rebound			
08:36	10 HAIDARI H Turnover			
08:22				8 DING H 2 Pts paint missed (2 Out)
08:22				6 YANG L Personal foul
08:22	10 HAIDARI H Foul On			



## PLAY BY PLAY

文字比分播报

SWE 33 vs 30 CHN

Attendance: 12000

Game Time	SWE - Sweden	Score	Lead	CHN - China
08:22	Defensive Rebound			
08:13	11 KOHLSTROM P 2-Pts paint made (2 In)	20-13	+7	
08:13	10 HAIDARI H Assist			
08:13				14 CHEN H Personal foul
08:13	11 KOHLSTROM P Foul On			
08:13				Time out
08:12	11 KOHLSTROM P Free Throw missed (1 Out)			
08:09				14 CHEN H Defensive Rebound
07:54				14 CHEN H 2-Pts missed (2 out)
07:51	5 GUSTAVSSON J Defensive Rebound			
07:42				11 QU H Personal foul
07:42	11 KOHLSTROM P Foul On			
07:42				8 DING H Player OUT ---->>
07:42				11 QU H Player OUT ---->>
07:42				5 HUANG X Player IN <<----
07:42				9 XU H Player IN <<----
07:42	11 KOHLSTROM P Free Throw missed (1 Out)			
07:42	11 KOHLSTROM P Free Throw missed (1 Out)			
07:40				5 HUANG X Defensive Rebound
07:18				6 YANG L 2-Pts missed (2 out)
07:16	5 GUSTAVSSON J Defensive Rebound			
06:57	5 GUSTAVSSON J 2 Pts paint missed (2 Out)			
06:55				5 HUANG X Defensive Rebound
06:45		20-15	+5	5 HUANG X 2-Pts paint made (2 In)
06:32				9 XU H Personal foul
06:32	10 HAIDARI H Foul On			
06:32	10 HAIDARI H Free Throw made (1 In)	21-15	+6	
06:32	10 HAIDARI H Free Throw missed (1 Out)			
06:30				5 HUANG X Defensive Rebound
06:16				6 YANG L 2-Pts missed (2 out)
06:14	10 HAIDARI H Defensive Rebound			
06:10	14 LINDEN J Offensive foul			
06:10	14 LINDEN J Turnover			
06:10				14 CHEN H Foul On
06:10				14 CHEN H Steal
06:02		21-17	+4	5 HUANG X 2-Pts paint made (2 In)
06:02	4 NYLANDER P Personal foul			
06:02				5 HUANG X Foul On
06:02	11 KOHLSTROM P Player OUT ---->>			
06:02	15 MENG R Player IN <<----			
05:56				5 HUANG X Free Throw missed (1 Out)
05:54				9 XU H Offensive Rebound



## PLAY BY PLAY

文字比分播报

SWE 33 vs 30 CHN

Attendance: 12000

Game Time	SWE - Sweden	Score	Lead	CHN - China
05:54				9 XU H 2 Pts paint missed (2 Out)
05:49	4 NYLANDER P Defensive Rebound			
05:33	5 GUSTAVSSON J 2-Pts missed (2 out)			
05:33				Defensive Rebound
05:25				9 XU H Turnover
05:25	5 GUSTAVSSON J Steal			
05:25				5 HUANG X Personal foul
05:25	5 GUSTAVSSON J Foul On			
05:25	5 GUSTAVSSON J Free Throw made (1 In)	22-17	+5	
05:25	5 GUSTAVSSON J Free Throw made (1 In)	23-17	+6	
05:10				12 GUO Y Turnover
05:02				12 GUO Y Personal foul
05:02	10 HAIDARI H Foul On			
05:02				Time out
05:02	10 HAIDARI H Free Throw made (1 In)	24-17	+7	
05:02	10 HAIDARI H Free Throw missed (1 Out)			
04:59	5 GUSTAVSSON J Offensive Rebound			
04:42	14 LINDEN J 2-Pts missed (2 out)			
04:42	10 HAIDARI H Offensive Rebound			
04:29	10 HAIDARI H Turnover			
04:29	15 MENG R Player OUT ---->>			
04:29	11 KOHLSTROM P Player IN <<----			
04:17		24-19	+5	9 XU H 2-Pts made (2 In)
04:15				14 CHEN H Assist
04:05	4 NYLANDER P 2-Pts paint made (2 In)	26-19	+7	
04:03	10 HAIDARI H Assist			
04:01	4 NYLANDER P Fast Break			
03:45				12 GUO Y 2-Pts missed (2 out)
03:43	5 GUSTAVSSON J Defensive Rebound			
03:28	11 KOHLSTROM P 2-Pts paint made (2 In)	28-19	+9	
03:26	10 HAIDARI H Assist			
03:08		28-21	+7	5 HUANG X 2-Pts made (2 In)
02:59				6 YANG L Personal foul
02:59	10 HAIDARI H Foul On			
02:59	10 HAIDARI H Free Throw missed (1 Out)			
02:59	10 HAIDARI H Free Throw made (1 In)	29-21	+8	
02:59	4 NYLANDER P Player OUT ---->>			
02:59	5 GUSTAVSSON J Player OUT ---->>			
02:59	9 WALLIN D Player IN <<----			
02:59	13 LARSSON T Player IN <<----			
02:45				14 CHEN H 2-Pts missed (2 out)
02:44	10 HAIDARI H Defensive Rebound			



## PLAY BY PLAY

文字比分播报

SWE 33 vs 30 CHN

Attendance: 12000

Game Time	SWE - Sweden	Score	Lead	CHN - China
02:44				9 XU H Personal foul
02:44	10 HAIDARI H Foul On			
02:44				9 XU H Player OUT ---->>
02:44				11 QU H Player IN <<----
02:44	10 HAIDARI H Free Throw missed (1 Out)			
02:44	10 HAIDARI H Free Throw made (1 In)	30-21	+9	
02:25		30-23	+7	11 QU H 2-Pts paint made (2 In)
02:10	10 HAIDARI H Turnover			
02:10				5 HUANG X Steal
02:10				6 YANG L Player OUT ---->>
02:10				4 CHEN G Player IN <<----
01:57		30-25	+5	12 GUO Y 2-Pts made (2 In)
01:40	9 WALLIN D 2 Pts paint missed (2 Out)			
01:40	11 KOHLSTROM P Offensive Rebound			
01:40				4 CHEN G Personal foul
01:40	11 KOHLSTROM P Foul On			
01:40	11 KOHLSTROM P Free Throw missed (1 Out)			
01:40	11 KOHLSTROM P Free Throw made (1 In)	31-25	+6	
01:28				11 QU H 2-Pts missed (2 out)
01:26	10 HAIDARI H Defensive Rebound			
01:11	14 LINDEN J 2-Pts missed (2 out)			
01:10				4 CHEN G Defensive Rebound
00:54	14 LINDEN J Personal foul			
00:54				4 CHEN G Foul On
00:54				5 HUANG X 2-Pts missed (2 out)
00:54				Offensive Rebound
00:54	Time out			
00:54	9 WALLIN D Player OUT ---->>			
00:54	8 ABLORH E Player IN <<----			
00:48	8 ABLORH E Personal foul			
00:48				5 HUANG X Foul On
00:39	14 LINDEN J Personal foul			
00:39				4 CHEN G Foul On
00:39		31-26	+5	4 CHEN G Free Throw made (1 In)
00:39				4 CHEN G Free Throw missed (1 Out)
00:36				5 HUANG X Offensive Rebound
00:31				4 CHEN G 2 Pts paint missed (2 Out)
00:29				4 CHEN G Offensive Rebound
00:29		31-28	+3	4 CHEN G 2-Pts paint made (2 In)
00:10	10 HAIDARI H Turnover			
00:10				14 CHEN H Steal
00:03		31-30	+1	11 QU H 2-Pts paint made (2 In)



## PLAY BY PLAY

文字比分播报

**SWE 33 vs 30 CHN**

**Attendance: 12000**

Game Time	SWE - Sweden	Score	Lead	CHN - China
00:03				4 CHEN G Personal foul
00:03	14 LINDEN J Foul On			
00:03	14 LINDEN J Free Throw missed (1 Out)			
00:03	14 LINDEN J Free Throw missed (1 Out)			
00:01	10 HAIDARI H Offensive Rebound			
00:01	10 HAIDARI H 2-Pts paint made (2 In)	33-30	+3	





## PLAY BY PLAY

文字比分播报

SWE 63 vs 45 CHN

Attendance: 12000

Scoring by 5 min intervals:		Q1		Q2		Q3		Q4	
SWE		9	16	24	33	39	47	52	63
CHN		5	13	17	30	37	43	43	45

### FIRST QUARTER

#### Quarter Starters:

SWE 5 GUSTAVSSON J      6 LARSSON N      9 WALLIN D      10 HAIDARI H      11 KOHLSTROM P  
CHN 6 YANG L      8 DING H      11 QU H      13 LI P      14 CHEN H

Game Time	SWE - Sweden	Score	Lead	CHN - China
10:00	5 GUSTAVSSON J Player IN <<----			
10:00	6 LARSSON N Player IN <<----			
10:00	9 WALLIN D Player IN <<----			
10:00	10 HAIDARI H Player IN <<----			
10:00	11 KOHLSTROM P Player IN <<----			
10:00				6 YANG L Player IN <<----
10:00				8 DING H Player IN <<----
10:00				11 QU H Player IN <<----
10:00				13 LI P Player IN <<----
10:00				14 CHEN H Player IN <<----
10:00	9 WALLIN D Tap off lost			6 YANG L Tap off won
09:41		0-2	-2	8 DING H 2-Pts made (2 In)
09:22	11 KOHLSTROM P 2 Pts paint missed (2 Out)			
09:20				6 YANG L Defensive Rebound
09:11				11 QU H 2 Pts paint missed (2 Out)
09:11	9 WALLIN D Defensive Rebound			
08:57	5 GUSTAVSSON J 2-Pts missed (2 out)			
08:54				8 DING H Defensive Rebound
08:45				11 QU H 2 Pts paint missed (2 Out)
08:43	11 KOHLSTROM P Defensive Rebound			
08:38				8 DING H Personal foul
08:38	10 HAIDARI H Foul On			
08:29	10 HAIDARI H 2-Pts paint made (2 In)	2-2	0	
08:06		2-4	-2	6 YANG L 2-Pts made (2 In)
07:59				14 CHEN H Personal foul
07:59	11 KOHLSTROM P Foul On			
07:59	11 KOHLSTROM P Free Throw missed (1 Out)			
07:59	11 KOHLSTROM P Free Throw made (1 In)	3-4	-1	
07:45				8 DING H 2-Pts missed (2 out)
07:44	10 HAIDARI H Defensive Rebound			
07:32	5 GUSTAVSSON J 2-Pts made (2 In)	5-4	+1	
07:09				6 YANG L 2-Pts missed (2 out)
07:07	5 GUSTAVSSON J Defensive Rebound			
06:55				6 YANG L Steal



## PLAY BY PLAY

文字比分播报

SWE 63 vs 45 CHN

Attendance: 12000

Game Time	SWE - Sweden	Score	Lead	CHN - China
06:55	10 HAIDARI H Turnover			
06:43				13 LI P 2-Pts missed (2 out)
06:35	11 KOHLSTROM P Defensive Rebound			
06:22	11 KOHLSTROM P 2 Pts paint missed (2 Out)			
06:18				11 QU H Defensive Rebound
06:18				8 DING H Offensive foul
06:18				8 DING H Turnover
06:18	9 WALLIN D Foul On			
06:18	9 WALLIN D Steal			
06:04	5 GUSTAVSSON J 2-Pts made (2 In)	7-4	+3	
05:44	11 KOHLSTROM P Personal foul			
05:44				8 DING H Foul On
05:44		7-5	+2	8 DING H Free Throw made (1 In)
05:44				8 DING H Free Throw missed (1 Out)
05:44	Defensive Rebound			
05:29	9 WALLIN D 2 Pts paint missed (2 Out)			
05:29				Defensive Rebound
05:16				6 YANG L 2-Pts missed (2 out)
05:16				8 DING H Offensive Rebound
05:16	10 HAIDARI H Personal foul			
05:16				8 DING H Foul On
05:16	9 WALLIN D Player OUT ---->>			
05:16	8 ABLORH E Player IN <<----			
05:16				8 DING H Free Throw missed (1 Out)
05:16				8 DING H Free Throw missed (1 Out)
05:14	8 ABLORH E Defensive Rebound			
05:00	10 HAIDARI H 2-Pts made (2 In)	9-5	+4	
05:00	8 ABLORH E Assist			
04:39				6 YANG L 2 Pts paint missed (2 Out)
04:39				6 YANG L Offensive Rebound
04:39	5 GUSTAVSSON J Personal foul			
04:39				6 YANG L Foul On
04:39				6 YANG L Free Throw missed (1 Out)
04:39				6 YANG L Free Throw missed (1 Out)
04:37	8 ABLORH E Defensive Rebound			
04:37				6 YANG L Personal foul
04:37	8 ABLORH E Foul On			
04:09	5 GUSTAVSSON J 2-Pts missed (2 out)			
04:08	11 KOHLSTROM P Offensive Rebound			
04:08	11 KOHLSTROM P 2 Pts paint missed (2 Out)			
04:06				8 DING H Defensive Rebound
03:52		9-7	+2	6 YANG L 2-Pts made (2 In)



## PLAY BY PLAY

文字比分播报

SWE 63 vs 45 CHN

Attendance: 12000

Game Time	SWE - Sweden	Score	Lead	CHN - China
03:51				8 DING H Assist
03:28	10 HAIDARI H 3-Pts made (3 In)	12-7	+5	
03:12		12-9	+3	11 QU H 2-Pts paint made (2 In)
03:11				13 LI P Assist
02:57	8 ABLORH E 2-Pts missed (2 out)			
02:54				6 YANG L Defensive Rebound
02:41				6 YANG L 2-Pts missed (2 out)
02:39	10 HAIDARI H Defensive Rebound			
02:33	8 ABLORH E Turnover			
02:33				8 DING H Steal
02:33	8 ABLORH E Personal foul			
02:33				8 DING H Foul On
02:33	Time out			
02:14				13 LI P 2-Pts missed (2 out)
02:13	5 GUSTAVSSON J Defensive Rebound			
01:57	8 ABLORH E 2-Pts missed (2 out)			
01:52				11 QU H Defensive Rebound
01:45				11 QU H 2 Pts paint missed (2 Out)
01:44				8 DING H Offensive Rebound
01:44		12-11	+1	8 DING H 2-Pts paint made (2 In)
01:27	6 LARSSON N Turnover			
01:15				14 CHEN H 2-Pts missed (2 out)
01:15				11 QU H Personal foul
01:15	11 KOHLSTROM P Foul On			
01:15	Defensive Rebound			
01:15	11 KOHLSTROM P Free Throw missed (1 Out)			
01:15	11 KOHLSTROM P Free Throw missed (1 Out)			
01:12				6 YANG L Defensive Rebound
01:05	11 KOHLSTROM P Personal foul			
01:05				8 DING H Foul On
01:05		12-12	0	8 DING H Free Throw made (1 In)
01:05		12-13	-1	8 DING H Free Throw made (1 In)
00:52	11 KOHLSTROM P 2 Pts paint missed (2 Out)			
00:52	11 KOHLSTROM P Offensive Rebound			
00:52				8 DING H Personal foul
00:52	11 KOHLSTROM P Foul On			
00:52	11 KOHLSTROM P Free Throw missed (1 Out)			
00:52	11 KOHLSTROM P Free Throw missed (1 Out)			
00:48	11 KOHLSTROM P Offensive Rebound			
00:48	11 KOHLSTROM P 2-Pts paint made (2 In)	14-13	+1	
00:17				8 DING H Turnover
00:03	10 HAIDARI H 3-Pts missed (3 Out)			



## PLAY BY PLAY

文字比分播报

SWE 63 vs 45 CHN

Attendance: 12000

Game Time	SWE - Sweden	Score	Lead	CHN - China
00:01	8 ABLORH E Offensive Rebound			
00:01	8 ABLORH E 2-Pts paint made (2 In)	16-13	+3	

## SECOND QUARTER

### Quarter Starters:

SWE 4 NYLANDER P      5 GUSTAVSSON J      11 KOHLSTROM P      10 HAIDARI H      14 LINDEN J  
CHN 6 YANG L      8 DING H      14 CHEN H      11 QU H      12 GUO Y

Game Time	SWE - Sweden	Score	Lead	CHN - China
10:00	4 NYLANDER P Player IN <<----			
10:00	5 GUSTAVSSON J Player IN <<----			
10:00	9 WALLIN D Player IN <<----			
10:00	10 HAIDARI H Player IN <<----			
10:00	14 LINDEN J Player IN <<----			
10:00	9 WALLIN D Player OUT ---->>			
10:00	11 KOHLSTROM P Player IN <<----			
10:00				6 YANG L Player IN <<----
10:00				8 DING H Player IN <<----
10:00				14 CHEN H Player IN <<----
10:00				11 QU H Player IN <<----
10:00				12 GUO Y Player IN <<----
09:55	Tap off situation, throw-in			
09:54				13 LI P Personal foul
09:54	5 GUSTAVSSON J Foul On			
09:49				12 GUO Y Player OUT ---->>
09:49				13 LI P Player IN <<----
09:47	10 HAIDARI H 2-Pts missed (2 out)			
09:47	Offensive Rebound			
09:39				13 LI P Personal foul
09:39	10 HAIDARI H Foul On			
09:39				13 LI P Player OUT ---->>
09:39				12 GUO Y Player IN <<----
09:31	5 GUSTAVSSON J 2-Pts missed (2 out)			
09:29				11 QU H Defensive Rebound
09:13				8 DING H 2-Pts missed (2 out)
09:12	10 HAIDARI H Defensive Rebound			
09:03	10 HAIDARI H 2-Pts paint made (2 In)	18-13	+5	
08:43				11 QU H 2 Pts paint missed (2 Out)
08:42	14 LINDEN J Defensive Rebound			
08:36	10 HAIDARI H Turnover			
08:22				8 DING H 2 Pts paint missed (2 Out)
08:22				6 YANG L Personal foul
08:22	10 HAIDARI H Foul On			



## PLAY BY PLAY

文字比分播报

SWE 63 vs 45 CHN

Attendance: 12000

Game Time	SWE - Sweden	Score	Lead	CHN - China
08:22	Defensive Rebound			
08:13	11 KOHLSTROM P 2-Pts paint made (2 In)	20-13	+7	
08:13	10 HAIDARI H Assist			
08:13				14 CHEN H Personal foul
08:13	11 KOHLSTROM P Foul On			
08:13				Time out
08:12	11 KOHLSTROM P Free Throw missed (1 Out)			
08:09				14 CHEN H Defensive Rebound
07:54				14 CHEN H 2-Pts missed (2 out)
07:51	5 GUSTAVSSON J Defensive Rebound			
07:42				11 QU H Personal foul
07:42	11 KOHLSTROM P Foul On			
07:42				8 DING H Player OUT ---->>
07:42				11 QU H Player OUT ---->>
07:42				5 HUANG X Player IN <<----
07:42				9 XU H Player IN <<----
07:42	11 KOHLSTROM P Free Throw missed (1 Out)			
07:42	11 KOHLSTROM P Free Throw missed (1 Out)			
07:40				5 HUANG X Defensive Rebound
07:18				6 YANG L 2-Pts missed (2 out)
07:16	5 GUSTAVSSON J Defensive Rebound			
06:57	5 GUSTAVSSON J 2 Pts paint missed (2 Out)			
06:55				5 HUANG X Defensive Rebound
06:45		20-15	+5	5 HUANG X 2-Pts paint made (2 In)
06:32				9 XU H Personal foul
06:32	10 HAIDARI H Foul On			
06:32	10 HAIDARI H Free Throw made (1 In)	21-15	+6	
06:32	10 HAIDARI H Free Throw missed (1 Out)			
06:30				5 HUANG X Defensive Rebound
06:16				6 YANG L 2-Pts missed (2 out)
06:14	10 HAIDARI H Defensive Rebound			
06:10	14 LINDEN J Offensive foul			
06:10	14 LINDEN J Turnover			
06:10				14 CHEN H Foul On
06:10				14 CHEN H Steal
06:02		21-17	+4	5 HUANG X 2-Pts paint made (2 In)
06:02	4 NYLANDER P Personal foul			
06:02				5 HUANG X Foul On
06:02	11 KOHLSTROM P Player OUT ---->>			
06:02	15 MENG R Player IN <<----			
05:56				5 HUANG X Free Throw missed (1 Out)
05:54				9 XU H Offensive Rebound



## PLAY BY PLAY

文字比分播报

SWE 63 vs 45 CHN

Attendance: 12000

Game Time	SWE - Sweden	Score	Lead	CHN - China
05:54				9 XU H 2 Pts paint missed (2 Out)
05:49	4 NYLANDER P Defensive Rebound			
05:33	5 GUSTAVSSON J 2-Pts missed (2 out)			
05:33				Defensive Rebound
05:25				9 XU H Turnover
05:25	5 GUSTAVSSON J Steal			
05:25				5 HUANG X Personal foul
05:25	5 GUSTAVSSON J Foul On			
05:25	5 GUSTAVSSON J Free Throw made (1 In)	22-17	+5	
05:25	5 GUSTAVSSON J Free Throw made (1 In)	23-17	+6	
05:10				12 GUO Y Turnover
05:02				12 GUO Y Personal foul
05:02	10 HAIDARI H Foul On			
05:02				Time out
05:02	10 HAIDARI H Free Throw made (1 In)	24-17	+7	
05:02	10 HAIDARI H Free Throw missed (1 Out)			
04:59	5 GUSTAVSSON J Offensive Rebound			
04:42	14 LINDEN J 2-Pts missed (2 out)			
04:42	10 HAIDARI H Offensive Rebound			
04:29	10 HAIDARI H Turnover			
04:29	15 MENG R Player OUT ---->>			
04:29	11 KOHLSTROM P Player IN <<----			
04:17		24-19	+5	9 XU H 2-Pts made (2 In)
04:15				14 CHEN H Assist
04:05	4 NYLANDER P 2-Pts paint made (2 In)	26-19	+7	
04:03	10 HAIDARI H Assist			
04:01	4 NYLANDER P Fast Break			
03:45				12 GUO Y 2-Pts missed (2 out)
03:43	5 GUSTAVSSON J Defensive Rebound			
03:28	11 KOHLSTROM P 2-Pts paint made (2 In)	28-19	+9	
03:26	10 HAIDARI H Assist			
03:08		28-21	+7	5 HUANG X 2-Pts made (2 In)
02:59				6 YANG L Personal foul
02:59	10 HAIDARI H Foul On			
02:59	10 HAIDARI H Free Throw missed (1 Out)			
02:59	10 HAIDARI H Free Throw made (1 In)	29-21	+8	
02:59	4 NYLANDER P Player OUT ---->>			
02:59	5 GUSTAVSSON J Player OUT ---->>			
02:59	9 WALLIN D Player IN <<----			
02:59	13 LARSSON T Player IN <<----			
02:45				14 CHEN H 2-Pts missed (2 out)
02:44	10 HAIDARI H Defensive Rebound			



## PLAY BY PLAY

文字比分播报

SWE 63 vs 45 CHN

Attendance: 12000

Game Time	SWE - Sweden	Score	Lead	CHN - China
02:44				9 XU H Personal foul
02:44	10 HAIDARI H Foul On			
02:44				9 XU H Player OUT ---->>
02:44				11 QU H Player IN <<----
02:44	10 HAIDARI H Free Throw missed (1 Out)			
02:44	10 HAIDARI H Free Throw made (1 In)	30-21	+9	
02:25		30-23	+7	11 QU H 2-Pts paint made (2 In)
02:10	10 HAIDARI H Turnover			
02:10				5 HUANG X Steal
02:10				6 YANG L Player OUT ---->>
02:10				4 CHEN G Player IN <<----
01:57		30-25	+5	12 GUO Y 2-Pts made (2 In)
01:40	9 WALLIN D 2 Pts paint missed (2 Out)			
01:40	11 KOHLSTROM P Offensive Rebound			
01:40				4 CHEN G Personal foul
01:40	11 KOHLSTROM P Foul On			
01:40	11 KOHLSTROM P Free Throw missed (1 Out)			
01:40	11 KOHLSTROM P Free Throw made (1 In)	31-25	+6	
01:28				11 QU H 2-Pts missed (2 out)
01:26	10 HAIDARI H Defensive Rebound			
01:11	14 LINDEN J 2-Pts missed (2 out)			
01:10				4 CHEN G Defensive Rebound
00:54	14 LINDEN J Personal foul			
00:54				4 CHEN G Foul On
00:54				5 HUANG X 2-Pts missed (2 out)
00:54				Offensive Rebound
00:54	Time out			
00:54	9 WALLIN D Player OUT ---->>			
00:54	8 ABLORH E Player IN <<----			
00:48	8 ABLORH E Personal foul			
00:48				5 HUANG X Foul On
00:39	14 LINDEN J Personal foul			
00:39				4 CHEN G Foul On
00:39		31-26	+5	4 CHEN G Free Throw made (1 In)
00:39				4 CHEN G Free Throw missed (1 Out)
00:36				5 HUANG X Offensive Rebound
00:31				4 CHEN G 2 Pts paint missed (2 Out)
00:29				4 CHEN G Offensive Rebound
00:29		31-28	+3	4 CHEN G 2-Pts paint made (2 In)
00:10	10 HAIDARI H Turnover			
00:10				14 CHEN H Steal
00:03		31-30	+1	11 QU H 2-Pts paint made (2 In)



## PLAY BY PLAY

文字比分播报

SWE 63 vs 45 CHN

Attendance: 12000

Game Time	SWE - Sweden	Score	Lead	CHN - China
00:03				4 CHEN G Personal foul
00:03	14 LINDEN J Foul On			
00:03	14 LINDEN J Free Throw missed (1 Out)			
00:03	14 LINDEN J Free Throw missed (1 Out)			
00:01	10 HAIDARI H Offensive Rebound			
00:01	10 HAIDARI H 2-Pts paint made (2 In)	33-30	+3	

## THIRD QUARTER

### Quarter Starters:

**SWE** 5 GUSTAVSSON J      6 LARSSON N      9 WALLIN D      10 HAIDARI H      11 KOHLSTROM P  
**CHN** 4 CHEN G      5 HUANG X      14 CHEN H      11 QU H      12 GUO Y

Game Time	SWE - Sweden	Score	Lead	CHN - China
10:00	5 GUSTAVSSON J Player IN <<----			
10:00	6 LARSSON N Player IN <<----			
10:00	9 WALLIN D Player IN <<----			
10:00	10 HAIDARI H Player IN <<----			
10:00	11 KOHLSTROM P Player IN <<----			
10:00				4 CHEN G Player IN <<----
10:00				5 HUANG X Player IN <<----
10:00				14 CHEN H Player IN <<----
10:00				11 QU H Player IN <<----
10:00				12 GUO Y Player IN <<----
09:59				Tap off situation, throw-in
09:49				4 CHEN G 2-Pts missed (2 out)
09:47	9 WALLIN D Defensive Rebound			
09:25	5 GUSTAVSSON J 2-Pts missed (2 out)			
09:24	11 KOHLSTROM P Offensive Rebound			
09:24	11 KOHLSTROM P 2 Pts paint missed (2 Out)			
09:22				11 QU H Defensive Rebound
09:17				14 CHEN H Turnover
09:04				12 GUO Y Personal foul
09:04	10 HAIDARI H Foul On			
08:53	11 KOHLSTROM P 2-Pts missed (2 out)			
08:51	10 HAIDARI H Offensive Rebound			
08:32	5 GUSTAVSSON J 2-Pts made (2 In)	35-30	+5	
08:31	10 HAIDARI H Assist			
08:19				12 GUO Y 2-Pts missed (2 out)
08:18	11 KOHLSTROM P Defensive Rebound			
08:08	10 HAIDARI H Turnover			
07:50				11 QU H 2-Pts missed (2 out)
07:49	5 GUSTAVSSON J Defensive Rebound			
07:28	10 HAIDARI H 3-Pts missed (3 Out)			





## PLAY BY PLAY

文字比分播报

SWE 63 vs 45 CHN

Attendance: 12000

Game Time	SWE - Sweden	Score	Lead	CHN - China
07:24				5 HUANG X Turnover
07:24				5 HUANG X Player OUT ---->>
07:24				6 YANG L Player IN <<----
07:24	11 KOHLSTROM P Defensive Rebound			
07:09	9 WALLIN D 2 Pts paint missed (2 Out)			
07:08				4 CHEN G Defensive Rebound
06:49				14 CHEN H 2-Pts missed (2 out)
06:48	9 WALLIN D Defensive Rebound			
06:39	11 KOHLSTROM P 2-Pts paint made (2 In)	37-30	+7	
06:38	10 HAIDARI H Assist			
06:05		37-32	+5	4 CHEN G 2-Pts paint made (2 In)
06:02				14 CHEN H Assist
05:43	9 WALLIN D Turnover			
05:43				4 CHEN G Player OUT ---->>
05:43				8 DING H Player IN <<----
05:26		37-34	+3	8 DING H 2-Pts made (2 In)
05:19				6 YANG L Assist
05:16	9 WALLIN D 2-Pts paint made (2 In)	39-34	+5	
05:16	10 HAIDARI H Assist			
05:16				14 CHEN H Personal foul
05:16	9 WALLIN D Foul On			
05:16	9 WALLIN D Free Throw missed (1 Out)			
05:16				Defensive Rebound
05:16	9 WALLIN D Player OUT ---->>			
05:16	8 ABLORH E Player IN <<----			
05:08		39-36	+3	8 DING H 2-Pts paint made (2 In)
05:08				14 CHEN H Assist
05:08	8 ABLORH E Personal foul			
05:08				8 DING H Foul On
05:08		39-37	+2	8 DING H Free Throw made (1 In)
05:03				14 CHEN H Personal foul
05:03	10 HAIDARI H Foul On			
04:51	8 ABLORH E 2-Pts paint made (2 In)	41-37	+4	
04:34				12 GUO Y Offensive foul
04:34				12 GUO Y Turnover
04:34	8 ABLORH E Foul On			
04:33	8 ABLORH E Steal			
04:19	8 ABLORH E 2-Pts missed (2 out)			
04:16				8 DING H Defensive Rebound
04:10				8 DING H Turnover
03:52	5 GUSTAVSSON J 2-Pts missed (2 out)			
03:51				8 DING H Defensive Rebound



## PLAY BY PLAY

文字比分播报

SWE 63 vs 45 CHN

Attendance: 12000

Game Time	SWE - Sweden	Score	Lead	CHN - China
03:41				11 QU H 2 Pts paint missed (2 Out)
03:40	5 GUSTAVSSON J Defensive Rebound			
03:34				12 GUO Y Personal foul
03:34	10 HAIDARI H Foul On			
03:34				12 GUO Y Player OUT ---->>
03:34				13 LI P Player IN <<----
03:34	10 HAIDARI H Free Throw made (1 In)	42-37	+5	
03:34	10 HAIDARI H Free Throw missed (1 Out)			
03:33	10 HAIDARI H Offensive Rebound			
03:21				11 QU H Personal foul
03:21	10 HAIDARI H Foul On			
03:21	10 HAIDARI H Free Throw made (1 In)	43-37	+6	
03:21	10 HAIDARI H Free Throw missed (1 Out)			
03:16	10 HAIDARI H Offensive Rebound			
03:08	11 KOHLSTROM P 2 Pts paint missed (2 Out)			
03:06	11 KOHLSTROM P Offensive Rebound			
03:00	10 HAIDARI H 2-Pts paint made (2 In)	45-37	+8	
03:00				14 CHEN H Personal foul
03:00	10 HAIDARI H Foul On			
03:00				14 CHEN H Player OUT ---->>
03:00				6 YANG L Player OUT ---->>
03:00				4 CHEN G Player IN <<----
03:00				15 CHEN Q Player IN <<----
02:59	10 HAIDARI H Free Throw missed (1 Out)			
02:57	10 HAIDARI H Offensive Rebound			
02:33	8 ABLORH E 2-Pts missed (2 out)			
02:32	10 HAIDARI H Offensive Rebound			
02:27	11 KOHLSTROM P 2-Pts paint made (2 In)	47-37	+10	
02:26	10 HAIDARI H Assist			
02:06		47-39	+8	11 QU H 2-Pts paint made (2 In)
02:05				13 LI P Assist
01:48	8 ABLORH E 2-Pts missed (2 out)			
01:47				4 CHEN G Defensive Rebound
01:34				8 DING H 2-Pts missed (2 out)
01:32	5 GUSTAVSSON J Defensive Rebound			
01:22	10 HAIDARI H Turnover			
01:22				11 QU H Steal
01:08		47-41	+6	4 CHEN G 2-Pts paint made (2 In)
01:08	Time out			
00:46	5 GUSTAVSSON J 2-Pts missed (2 out)			
00:45				4 CHEN G Defensive Rebound
00:41		47-43	+4	8 DING H 2-Pts paint made (2 In)



## PLAY BY PLAY

文字比分播报

SWE 63 vs 45 CHN

Attendance: 12000

Game Time	SWE - Sweden	Score	Lead	CHN - China
00:40				8 DING H Fast Break
00:37				4 CHEN G Assist
00:16	11 KOHLSTROM P 2 Pts paint missed (2 Out)			
00:16				8 DING H Defensive Rebound
00:01				8 DING H 3-Pts missed (3 Out)
00:01				Offensive Rebound
00:01	8 ABLORH E Personal foul			
00:01				8 DING H Foul On

## FOURTH QUARTER

### Quarter Starters:

SWE

CHN

Game Time	SWE - Sweden	Score	Lead	CHN - China
10:00	5 GUSTAVSSON J Player IN <<----			
10:00	10 HAIDARI H Player IN <<----			
10:00	11 KOHLSTROM P Player IN <<----			
10:00	14 LINDEN J Player IN <<----			
10:00	4 NYLANDER P Player IN <<----			
10:00				4 CHEN G Player IN <<----
10:00				8 DING H Player IN <<----
10:00				11 QU H Player IN <<----
10:00				13 LI P Player IN <<----
10:00				15 CHEN Q Player IN <<----
09:57	Tap off situation, throw-in			
09:34	4 NYLANDER P 2 Pts paint missed (2 Out)			
09:32				8 DING H Defensive Rebound
09:32				8 DING H Turnover
09:25				4 CHEN G Personal foul
09:25	11 KOHLSTROM P Foul On			
09:09	14 LINDEN J 2-Pts paint made (2 In)	49-43	+6	
09:08	5 GUSTAVSSON J Assist			
08:32				8 DING H 2-Pts missed (2 out)
08:30	14 LINDEN J Defensive Rebound			
08:20	10 HAIDARI H Turnover			
08:08				15 CHEN Q Turnover
08:08				8 DING H Steal
08:08	5 GUSTAVSSON J Turnover			
07:42				15 CHEN Q Offensive foul
07:42				15 CHEN Q Turnover
07:42	4 NYLANDER P Foul On			
07:42	4 NYLANDER P Steal			



## PLAY BY PLAY

文字比分播报

SWE 63 vs 45 CHN

Attendance: 12000

Game Time	SWE - Sweden	Score	Lead	CHN - China
07:20	10 HAIDARI H 2-Pts missed (2 out)			
07:19	14 LINDEN J Offensive Rebound			
07:19	14 LINDEN J 2 Pts paint missed (2 Out)			
07:17				8 DING H Defensive Rebound
07:07	10 HAIDARI H Steal			
07:07				Turnover
06:46				11 QU H Personal foul
06:46	14 LINDEN J Foul On			
06:46				Time out
06:46	14 LINDEN J Free Throw missed (1 Out)			
06:46	14 LINDEN J Free Throw made (1 In)	50-43	+7	
06:17				8 DING H 2-Pts missed (2 out)
06:15				13 LI P Offensive Rebound
06:15				11 QU H Player OUT ---->>
06:15				5 HUANG X Player IN <<----
06:15				4 CHEN G Player OUT ---->>
06:15				5 HUANG X Player OUT ---->>
06:15				6 YANG L Player IN <<----
06:15				9 XU H Player IN <<----
06:10				8 DING H Turnover
05:56	5 GUSTAVSSON J 2-Pts made (2 In)	52-43	+9	
05:23				15 CHEN Q 2-Pts missed (2 out)
05:21				6 YANG L Offensive Rebound
05:08				13 LI P 2-Pts missed (2 out)
05:07	5 GUSTAVSSON J Defensive Rebound			
04:56	10 HAIDARI H 2-Pts missed (2 out)			
04:55	10 HAIDARI H Offensive Rebound			
04:47	14 LINDEN J Offensive foul			
04:47	14 LINDEN J Turnover			
04:44				15 CHEN Q Foul On
04:43				15 CHEN Q Steal
04:31				15 CHEN Q 2-Pts missed (2 out)
04:30	11 KOHLSTROM P Defensive Rebound			
04:23	4 NYLANDER P 2-Pts paint made (2 In)	54-43	+11	
04:22	4 NYLANDER P Fast Break			
04:20	10 HAIDARI H Assist			
04:03				8 DING H 2-Pts missed (2 out)
04:03				Offensive Rebound
04:03				9 XU H Player OUT ---->>
04:03				12 GUO Y Player IN <<----
03:48		54-45	+9	15 CHEN Q 2-Pts paint made (2 In)
03:28	5 GUSTAVSSON J 2-Pts made (2 In)	56-45	+11	



## PLAY BY PLAY

文字比分播报

SWE 63 vs 45 CHN

Attendance: 12000

Game Time	SWE - Sweden	Score	Lead	CHN - China
03:02				13 LI P 2 Pts paint missed (2 Out)
03:00	11 KOHLSTROM P Defensive Rebound			
02:53	5 GUSTAVSSON J 2-Pts paint made (2 In)	58-45	+13	
02:53	10 HAIDARI H Assist			
02:53				Time out
02:31				12 GUO Y Turnover
02:31				12 GUO Y Player OUT ---->>
02:31				11 QU H Player IN <<----
02:15				15 CHEN Q Personal foul
02:15	10 HAIDARI H Foul On			
01:57				13 LI P Personal foul
01:57	4 NYLANDER P Foul On			
01:57	4 NYLANDER P Free Throw missed (1 Out)			
01:57	4 NYLANDER P Free Throw made (1 In)	59-45	+14	
01:38				8 DING H 2-Pts missed (2 out)
01:37	5 GUSTAVSSON J Defensive Rebound			
01:33	10 HAIDARI H Turnover			
01:33				6 YANG L Steal
01:13				13 LI P 2-Pts missed (2 out)
01:12	5 GUSTAVSSON J Defensive Rebound			
00:51	14 LINDEN J 2-Pts paint made (2 In)	61-45	+16	
00:49	5 GUSTAVSSON J Assist			
00:41				13 LI P Turnover
00:41	4 NYLANDER P Steal			
00:30	11 KOHLSTROM P 2-Pts paint made (2 In)	63-45	+18	
00:30	10 HAIDARI H Assist			
00:13				11 QU H Turnover
00:07	14 LINDEN J Offensive foul			
00:07	14 LINDEN J Turnover			
00:07				15 CHEN Q Foul On
00:07				15 CHEN Q Steal
00:07	14 LINDEN J Player OUT ---->>			
00:07	15 MENG R Player IN <<----			



## RESULTS

比赛成绩

### SWE 33 vs 30 CHN

Attendance: 12000

Referee: OTTO Jorg-Ulrich (GER)

Commissioner: VIVIERS Nico Maritz Malan (RSA)

Umpires: FARRUGIA Anna Valerie (FRA); WELLS Matthew Brian (AUS)

Classifier: LACHANCE Anne (CAN)

		Q1		Q2	
Scoring by 5 min intervals:	SWE	9	16	24	33
	CHN	5	13	17	30

#### SWE - SWEDEN

No.	Name	Sport Class	MIN	Field Goals		2 Points		3 Points		Free Throws		Rebounds			AS	TO	ST	BS	PF	FO	PTS	
				M/A	%	M/A	%	M/A	%	M/A	%	OR	DR	TOT								
*5	GUSTAVSSON Joachim	3.5	17:01	2/7	29	2/7	29			2/2	100	1	5	6			1		1	2	6	
*6	LARSSON Niclas	1.0	10:00													1					0	
*9	WALLIN Dan	4.0	06:49	0/2	0	0/2	0						1	1			1				0	
*10	H Aidari Hussein	3.0	20:00	5/7	71	4/5	80	1/2	50	4/8	50	2	6	8	3	5			1	7	15	
*11	Kohlstrom Peter	2.5	18:27	3/7	43	3/7	43			2/11	18	4	2	6					2	6	8	
4	Nylander Patrik	2.0	07:01	1/1	100	1/1	100						1	1					1		2	
7	Byqvist Per	3.0	00:00																		0	
8	Ablorh Enoch (C)	4.0	06:10	1/3	33	1/3	33					1	2	3	1	1			2	1	2	
12	Akerberg Thomas	3.0	00:00																		0	
13	Larsson Thomas	1.0	02:59																		0	
14	Linden Joakim	2.5	10:00	0/2	0	0/2	0			0/2	0		1	1		1			3	1	0	
15	Meng Robin	3.0	01:33																		0	
Team/Coach																						
<b>Totals</b>				12/29	41	11/27	41	1/2	50	8/23	35	9	21	30	4	8	2			10	18	33
<b>Coach</b>		LOPES Ines																				
<b>Assistant Coach</b>		ANDER Nils ANDERSSON Lars Gunnar																				

#### CHN - CHINA

No.	Name	Sport Class	MIN	Field Goals		2 Points		3 Points		Free Throws		Rebounds			AS	TO	ST	BS	PF	FO	PTS	
				M/A	%	M/A	%	M/A	%	M/A	%	OR	DR	TOT								
*6	Yang Lei	3.5	17:50	2/8	25	2/8	25			0/2	0	1	3	4			1		3	1	4	
*8	Ding Hai	4.5	12:18	2/5	40	2/5	40			3/6	50	2	2	4	1	2	1		3	4	7	
*11	Qu Huanjian	2.0	15:02	3/8	38	3/8	38						3	3					2		6	
*13	Li Pengcheng	2.0	10:10	0/2	0	0/2	0								1				2		0	
*14	Chen Haijiang	2.0	20:00	0/3	0	0/3	0						1	1	1	2			2	1	0	
4	Chen Guojun	4.0	02:10	1/2	50	1/2	50			1/2	50	1	1	2					2	2	3	
5	Huang Xunan	4.0	07:42	3/4	75	3/4	75			0/1	0	1	3	4			1		1	2	6	
7	Zhang Lei	4.5	00:00																		0	
9	Xu Hang	2.5	04:58	1/2	50	1/2	50					1		1		1			2		2	
10	Lin Yinhai	3.5	00:00																		0	
12	Guo Yandong	2.0	09:50	1/2	50	1/2	50									1			1		2	
15	Chen Qi (C)	1.5	00:00																		0	
Team/Coach																						
<b>Totals</b>				13/36	36	13/36	36			4/11	36	7	15	22	3	4	5			18	10	30
<b>Coach</b>		XU Yuansheng																				
<b>Assistant Coach</b>		ZHAI Yongjun																				

	SWE	CHN
Points from Turnovers	8	6
Points in the Paint	16	14
Second Chance Points	9	6
Fast Break Points	0	0

	SWE	CHN
Biggest Lead	9	2
Biggest Scoring Run	8-0(20-13)	6-0(12-13)
Lead Changes	3	
Times Tied	2	

#### Legend:

%	Shooting Percentage	(C)	Captain	*	Starters	AS	Assists
BS	Blocked Shots	DR	Defensive Rebounds	FO	Fouls On	M/A	Made/Attempts
MIN	Minutes Played	OR	Offensive Rebounds	PF	Fouls	PTS	Points
Qx	Quarter Time	ST	Steals	TO	Turnovers	TOT	Total Rebounds



## RESULTS

比赛成绩

### SWE 63 vs 45 CHN

Attendance: 12000

Referee: OTTO Jorg-Ulrich (GER)

Commissioner: VIVIERS Nico Maritz Malan (RSA)

Umpires: FARRUGIA Anna Valerie (FRA); WELLS Matthew Brian (AUS)

Classifier: LACHANCE Anne (CAN)

		Q1		Q2		Q3		Q4	
Scoring by 5 min intervals:	SWE	9	16	24	33	39	47	52	63
	CHN	5	13	17	30	37	43	43	45

#### SWE - SWEDEN

No.	Name	Sport Class	MIN	Field Goals		2 Points		3 Points		Free Throws		Rebounds			AS	TO	ST	BS	PF	FO	PTS	
				M/A	%	M/A	%	M/A	%	M/A	%	OR	DR	TOT								
*5	GUSTAVSSON Joachim	3.5	37:01	6/14	43	6/14	43			2/2	100	1	11	12	2	1	1		1	2	14	
*6	LARSSON Niclas	1.0	20:00													1					0	
*9	WALLIN Dan	4.0	11:33	1/4	25	1/4	25			0/1	0		3	3		1	1			2	2	
*10	H Aidari Hussein	3.0	40:00	6/11	55	5/8	63	1/3	33	6/13	46	8	6	14	10	9	1		1	13	19	
*11	Kohlstrom Peter	2.5	38:27	6/14	43	6/14	43			2/11	18	6	6	12					2	7	14	
4	Nylander Patrik	2.0	17:01	2/3	67	2/3	67			1/2	50		1	1			2		1	2	5	
7	Byqvist Per	3.0	00:00																		0	
8	Ablorh Enoch (C)	4.0	11:26	2/7	29	2/7	29					1	2	3	1	1	1		4	2	4	
12	Akerberg Thomas	3.0	00:00																		0	
13	Larsson Thomas	1.0	02:59																		0	
14	Linden Joakim	2.5	19:53	2/5	40	2/5	40			1/4	25	1	2	3		3			5	2	5	
15	Meng Robin	3.0	01:40																		0	
Team/Coach																						
<b>Totals</b>				25/58	43	24/55	44	1/3	33	12/33	36	18	34	52	13	16	6			14	30	63
Coach		LOPES Ines																				
Assistant Coach		ANDER Nils ANDERSSON Lars Gunnar																				

#### CHN - CHINA

No.	Name	Sport Class	MIN	Field Goals		2 Points		3 Points		Free Throws		Rebounds			AS	TO	ST	BS	PF	FO	PTS	
				M/A	%	M/A	%	M/A	%	M/A	%	OR	DR	TOT								
*6	Yang Lei	3.5	28:29	2/8	25	2/8	25			0/2	0	2	3	5	1		2		3	1	4	
*8	Ding Hai	4.5	28:01	5/14	36	5/13	38	0/1	0	4/7	57	2	7	9	1	5	2		3	6	14	
*11	Qu Huanjian	2.0	31:18	4/11	36	4/11	36						4	4		1	1		4		8	
*13	Li Pengcheng	2.0	23:44	0/5	0	0/5	0					1		1	2	1			3		0	
*14	Chen Haijiang	2.0	27:00	0/4	0	0/4	0						1	1	3	1	2		5	1	0	
4	Chen Guojun	4.0	13:12	3/5	60	3/5	60			1/2	50	1	4	5	1				3	2	7	
5	Huang Xunan	4.0	10:18	3/4	75	3/4	75			0/1	0	1	3	4		1	1		1	2	6	
7	Zhang Lei	4.5	00:00																		0	
9	Xu Hang	2.5	07:10	1/2	50	1/2	50					1		1		1			2		2	
10	Lin Yinhai	3.5	00:00																		0	
12	Guo Yandong	2.0	17:48	1/3	33	1/3	33									3			4		2	
15	Chen Qi (C)	1.5	13:00	1/3	33	1/3	33									2	2		2	2	2	
Team/Coach																						
<b>Totals</b>				20/59	34	20/58	34	0/1	0	5/12	42	11	25	36	8	16	10			30	14	45
Coach		XU Yuansheng																				
Assistant Coach		ZHAI Yongjun																				

	SWE	CHN
Points from Turnovers	12	10
Points in the Paint	36	26
Second Chance Points	22	8
Fast Break Points	0	0

	SWE	CHN
Biggest Lead	18	2
Biggest Scoring Run	9-0(63-45)	6-0(12-13)
Lead Changes	3	
Times Tied	2	

#### Legend:

%	Shooting Percentage	(C)	Captain	*	Starters	AS	Assists
BS	Blocked Shots	DR	Defensive Rebounds	FO	Fouls On	M/A	Made/Attempts
MIN	Minutes Played	OR	Offensive Rebounds	OTx	Overtime	PF	Fouls
PTS	Points	Qx	Quarter Time	ST	Steals	TO	Turnovers
TOT	Total Rebounds						



## START LIST

首发名单

### BRA - SWE

**Referee:** GAUTHIER Sebastien (CAN)  
**Umpires:** WALLAART Edwin Frank (NED); PAVLOPOULOS Adrianos (GRE)

**Commissioner:** COSSAER Dirk Lodewijk M (BEL)  
**Classifier:** PERRIMAN Don (AUS)

#### BRA - Brazil

No.	Name	Pos	Age	Sport Class	Current Games Statistics						
					PPG	FG%	3FG%	FT%	RPG	APG	MPG (GP)
4	SILVA Jose Ricardo (C)	G	32	1.5	0.6	50		50	0.4	0.2	09:40 (5)
5	ROCA Heriberto	G	28	1.0	2.4	46			0.8		24:40 (5)
6	SILVA Erick	C	29	3.5	13.0	59	20	71	4.2	0.6	23:05 (5)
7	SILVA Jose Marcos	C	38	4.0	1.0	17		50	1.0	0.3	08:24 (4)
8	NUNES Irio	G	28	4.5	11.8	36	14	50	6.2	2.2	26:48 (5)
9	PESSOA Nilton	G	32	2.0	3.6	32	0	100	1.2	0.4	28:52 (5)
10	SILVA SANDOVAL F	C	33	3.0	2.8	26		57	4.2	1.2	18:07 (5)
11	SILVA JUNIOR Gelson	F	28	3.5	1.5	33		100	0.5		06:44 (2)
12	LIMA Everaldo	G	35	2.5	11.0	45	0	83	2.4	3.4	24:42 (5)
13	MIRANDO Leandro	C	26	4.5	6.4	44	0	40	6.8	0.4	13:11 (5)
14	ALEXANDRE Sergio	F	26	2.0	4.5	28	36	36	0.5		19:23 (4)
15	SILVA Douglas	C	30	3.0	2.0	57		0	2.3	0.3	07:28 (4)
Team			30.4		58.2	41	18	57	29.4	8.8	
<b>Coach</b>		SILVA Itamar Luiz									
<b>Assistant Coach</b>		SILVA SANTOS Sileno									

BRA Played		
PR	AUS	72-73
PR	USA	41-87
PR	ISR	60-73
PR	GBR	53-69
PR	CHN	65-46

#### SWE - Sweden

No.	Name	Pos	Age	Sport Class	Current Games Statistics						
					PPG	FG%	3FG%	FT%	RPG	APG	MPG (GP)
4	NYLANDER Patrik	F	28	2.0	2.3	36		50	0.8	0.5	12:12 (4)
5	GUSTAVSSON Joachim	F	36	3.5	11.2	51		44	7.0	0.4	25:46 (5)
6	LARSSON Niclas	F	39	1.0	0.2	0		50	1.0	0.2	13:22 (5)
7	BYQVIST Per	C	40	3.0	1.3	33		0	3.3		11:57 (3)
8	ABLORH Enoch (C)	G	36	4.0	6.2	36		75	2.0	1.6	16:38 (5)
9	WALLIN Dan	C	34	4.0	6.6	37	0	64	6.4	0.2	20:04 (5)
10	HAIDARI Hussein	G	29	3.0	18.4	42	17	44	6.0	7.6	37:35 (5)
11	KOHLSTROM Peter	F	33	2.5	11.2	42		53	5.8	1.4	30:50 (5)
12	AKERBERG Thomas	F	40	3.0	0.0	0	0		0.3		07:55 (4)
13	LARSSON Thomas	F	39	1.0	0.5	33			1.3	1.5	21:04 (4)
14	LINDEN Joakim	F	19	2.5	8.3	56		54	5.3	0.7	23:01 (3)
15	MENG Robin	G	18	3.0	0.0				2.0	1.0	08:51 (1)
Team			32.6		61.8	41	13	49	35.6	13.6	
<b>Coach</b>		LOPES Ines									
<b>Assistant Coach</b>		ANDER Nils					ANDERSSON Lars Gunnar				

SWE Played		
PR	JPN	61-49
PR	IRI	66-92
PR	CAN	52-62
PR	RSA	58-64
PR	GER	72-78

#### Legend:

3FG%	3 Field Goals %	APG	Assists per Game	C	Centre	F	Forward
FG%	Field Goals %	FT%	Free Throws %	G	Guard	GP	Games Played
MPG	Minutes Played per Game	Pos	Playing Position	PPG	Points per Game	PR	Preliminary Round
RPG	Rebounds per Game						





## START LIST

首发名单

### BRA - SWE

**Referee:** GAUTHIER Sebastien (CAN)  
**Umpires:** WALLAART Edwin Frank (NED); PAVLOPOULOS Adrianos (GRE)

**Commissioner:** COSSAER Dirk Lodewijk M (BEL)  
**Classifier:** PERRIMAN Don (AUS)

#### BRA - Brazil

No.	Name	Pos	Age	Sport Class	Current Games Statistics						
					PPG	FG%	3FG%	FT%	RPG	APG	MPG (GP)
4	SILVA Jose Ricardo (C)	G	32	1.5	0.6	50		50	0.4	0.2	09:40 (5)
5	ROCA Heriberto	G	28	1.0	2.4	46			0.8		24:40 (5)
6	SILVA Erick	C	29	3.5	13.0	59	20	71	4.2	0.6	23:05 (5)
7	SILVA Jose Marcos	C	38	4.0	1.0	17		50	1.0	0.3	08:24 (4)
8	NUNES Irio	G	28	4.5	11.8	36	14	50	6.2	2.2	26:48 (5)
9	PESSOA Nilton	G	32	2.0	3.6	32	0	100	1.2	0.4	28:52 (5)
10	SILVA SANDOVAL F	C	33	3.0	2.8	26		57	4.2	1.2	18:07 (5)
11	SILVA JUNIOR Gelson	F	28	3.5	1.5	33		100	0.5		06:44 (2)
12	LIMA Everaldo	G	35	2.5	11.0	45	0	83	2.4	3.4	24:42 (5)
13	MIRANDO Leandro	C	26	4.5	6.4	44	0	40	6.8	0.4	13:11 (5)
14	ALEXANDRE Sergio	F	26	2.0	4.5	28	36	36	0.5		19:23 (4)
15	SILVA Douglas	C	30	3.0	2.0	57		0	2.3	0.3	07:28 (4)
Team			30.4		58.2	41	18	57	29.4	8.8	
<b>Coach</b>		SILVA Itamar Luiz									
<b>Assistant Coach</b>		SILVA SANTOS Sileno									

BRA Played		
PR	AUS	72-73
PR	USA	41-87
PR	ISR	60-73
PR	GBR	53-69
PR	CHN	65-46

#### SWE - Sweden

No.	Name	Pos	Age	Sport Class	Current Games Statistics						
					PPG	FG%	3FG%	FT%	RPG	APG	MPG (GP)
4	NYLANDER Patrik	F	28	2.0	2.3	36		50	0.8	0.5	12:12 (4)
5	GUSTAVSSON Joachim	F	36	3.5	11.2	51		44	7.0	0.4	25:46 (5)
6	LARSSON Niclas	F	39	1.0	0.2	0		50	1.0	0.2	13:22 (5)
7	BYQVIST Per	C	40	3.0	1.3	33		0	3.3		11:57 (3)
8	ABLORH Enoch (C)	G	36	4.0	6.2	36		75	2.0	1.6	16:38 (5)
9	WALLIN Dan	C	34	4.0	6.6	37	0	64	6.4	0.2	20:04 (5)
10	HAIDARI Hussein	G	29	3.0	18.4	42	17	44	6.0	7.6	37:35 (5)
11	KOHLSTROM Peter	F	33	2.5	11.2	42		53	5.8	1.4	30:50 (5)
12	AKERBERG Thomas	F	40	3.0	0.0	0	0		0.3		07:55 (4)
13	LARSSON Thomas	F	39	1.0	0.5	33			1.3	1.5	21:04 (4)
14	LINDEN Joakim	F	19	2.5	8.3	56		54	5.3	0.7	23:01 (3)
15	MENG Robin	G	18	3.0	0.0				2.0	1.0	08:51 (1)
Team			32.6		61.8	41	13	49	35.6	13.6	
<b>Coach</b>		LOPES Ines									
<b>Assistant Coach</b>		ANDER Nils					ANDERSSON Lars Gunnar				

SWE Played		
PR	JPN	61-49
PR	IRI	66-92
PR	CAN	52-62
PR	RSA	58-64
PR	GER	72-78

#### Legend:

3FG%	3 Field Goals %	APG	Assists per Game	C	Centre	F	Forward
FG%	Field Goals %	FT%	Free Throws %	G	Guard	GP	Games Played
MPG	Minutes Played per Game	Pos	Playing Position	PPG	Points per Game	PR	Preliminary Round
RPG	Rebounds per Game						



## PLAY BY PLAY

文字比分播报

**BRA 41 vs 23 SWE**

**Attendance: 8854**

		Q1		Q2	
Scoring by 5 min intervals:	BRA	14	25	35	41
	SWE	5	11	19	23

### FIRST QUARTER

#### Quarter Starters:

**BRA** 5 ROCA H                      7 SILVA JM                      9 PESSOA N                      12 LIMA E                      13 MIRANDO L  
**SWE** 5 GUSTAVSSON J              6 LARSSON N                      9 WALLIN D                      10 HAIDARI H                      11 KOHLSTROM P

Game Time	BRA - Brazil	Score	Lead	SWE - Sweden
10:00	5 ROCA H Player IN <<----			
10:00	7 SILVA JM Player IN <<----			
10:00	9 PESSOA N Player IN <<-----			
10:00	12 LIMA E Player IN <<----			
10:00	13 MIRANDO L Player IN <<----			
10:00				5 GUSTAVSSON J Player IN <<----
10:00				6 LARSSON N Player IN <<----
10:00				9 WALLIN D Player IN <<-----
10:00				10 HAIDARI H Player IN <<----
10:00				11 KOHLSTROM P Player IN <<-----
10:00	13 MIRANDO L Tap off lost			9 WALLIN D Tap off won
09:45		0-2	-2	10 HAIDARI H 2-Pts paint made (2 In)
09:31	7 SILVA JM 2 Pts paint missed (2 Out)			
09:27				9 WALLIN D Defensive Rebound
09:12				9 WALLIN D 2 Pts paint missed (2 Out)
09:10	7 SILVA JM Defensive Rebound			
09:00	12 LIMA E 2-Pts made (2 In)	2-2	0	
08:45				11 KOHLSTROM P 2 Pts paint missed (2 Out)
08:42	13 MIRANDO L Defensive Rebound			
08:29	13 MIRANDO L 2 Pts paint missed (2 Out)			
08:28	13 MIRANDO L Offensive Rebound			
08:28				11 KOHLSTROM P Personal foul
08:28	13 MIRANDO L Foul On			
08:28	13 MIRANDO L Free Throw made (1 In)	3-2	+1	
08:28	13 MIRANDO L Free Throw made (1 In)	4-2	+2	
08:12				11 KOHLSTROM P 2 Pts paint missed (2 Out)
08:10	13 MIRANDO L Defensive Rebound			
07:55	12 LIMA E 2 Pts paint missed (2 Out)			
07:53	13 MIRANDO L Offensive Rebound			
07:53	13 MIRANDO L 2 Pts paint missed (2 Out)			
07:51	7 SILVA JM Offensive Rebound			
07:51	7 SILVA JM 2-Pts paint made (2 In)	6-2	+4	
07:51				Time out
07:37				9 WALLIN D 2 Pts paint missed (2 Out)



## PLAY BY PLAY

文字比分播报

**BRA 41 vs 23 SWE**

**Attendance: 8854**

Game Time	BRA - Brazil	Score	Lead	SWE - Sweden
07:37	13 MIRANDO L Defensive Rebound			
07:18	7 SILVA JM 2-Pts paint made (2 In)	8-2	+6	
07:17	12 LIMA E Assist			
07:05	7 SILVA JM Personal foul			
07:05				9 WALLIN D Foul On
07:05				9 WALLIN D Player OUT ---->>
07:05				8 ABLORH E Player IN <<----
06:58	13 MIRANDO L Steal			
06:58				5 GUSTAVSSON J Turnover
06:48	7 SILVA JM 2 Pts paint missed (2 Out)			
06:47				5 GUSTAVSSON J Defensive Rebound
06:26				11 KOHLSTROM P 2 Pts paint missed (2 Out)
06:24	9 PESSOA N Defensive Rebound			
06:08	13 MIRANDO L 2 Pts paint missed (2 Out)			
06:06				5 GUSTAVSSON J Defensive Rebound
05:59		8-4	+4	10 HAIDARI H 2-Pts paint made (2 In)
05:59	7 SILVA JM Personal foul			
05:59				10 HAIDARI H Foul On
05:59		8-5	+3	10 HAIDARI H Free Throw made (1 In)
05:41	13 MIRANDO L 2 Pts paint missed (2 Out)			
05:40	13 MIRANDO L Offensive Rebound			
05:40	13 MIRANDO L 2-Pts paint made (2 In)	10-5	+5	
05:33	9 PESSOA N Personal foul			
05:33				8 ABLORH E Foul On
05:31				8 ABLORH E Turnover
05:15	13 MIRANDO L 2-Pts paint made (2 In)	12-5	+7	
05:11	12 LIMA E Assist			
05:11				6 LARSSON N Offensive foul
05:11				6 LARSSON N Turnover
05:11	7 SILVA JM Foul On			
05:11	7 SILVA JM Steal			
05:00	7 SILVA JM 2-Pts made (2 In)	14-5	+9	
04:59	12 LIMA E Assist			
04:39		14-7	+7	8 ABLORH E 2-Pts made (2 In)
04:16	5 ROCA H 2-Pts paint made (2 In)	16-7	+9	
04:13	9 PESSOA N Assist			
04:00		16-9	+7	5 GUSTAVSSON J 2-Pts made (2 In)
03:48				6 LARSSON N Player OUT ---->>
03:48				11 KOHLSTROM P Player OUT ---->>
03:48				13 LARSSON T Player IN <<----
03:48				14 LINDEN J Player IN <<----
03:34	7 SILVA JM 2 Pts paint missed (2 Out)			



## PLAY BY PLAY

文字比分播报

**BRA 41 vs 23 SWE**

**Attendance: 8854**

Game Time	BRA - Brazil	Score	Lead	SWE - Sweden
03:34				Defensive Rebound
03:25	13 MIRANDO L Personal foul			
03:25				10 HAIDARI H Foul On
03:04				8 ABLORH E 2 Pts paint missed (2 Out)
03:02	13 MIRANDO L Defensive Rebound			
03:00	5 ROCA H Offensive foul			
03:00	5 ROCA H Turnover			
03:00				8 ABLORH E Foul On
03:00				8 ABLORH E Steal
03:00				5 GUSTAVSSON J Turnover
02:43	7 SILVA JM 2-Pts paint made (2 In)	18-9	+9	
02:43	9 PESSOA N Assist			
02:43				5 GUSTAVSSON J Personal foul
02:43	7 SILVA JM Foul On			
02:43	7 SILVA JM Free Throw missed (1 Out)			
02:37				8 ABLORH E Defensive Rebound
02:24		18-11	+7	8 ABLORH E 2-Pts made (2 In)
02:22				10 HAIDARI H Assist
02:07				5 GUSTAVSSON J Personal foul
02:07	13 MIRANDO L Foul On			
02:07				10 HAIDARI H Player OUT ---->>
02:07				15 MENG R Player IN <<----
01:48	9 PESSOA N 2-Pts paint made (2 In)	20-11	+9	
01:21				8 ABLORH E Turnover
01:12				8 ABLORH E Personal foul
01:12	12 LIMA E Foul On			
01:12	12 LIMA E Free Throw made (1 In)	21-11	+10	
01:12	12 LIMA E Free Throw missed (1 Out)			
01:08	7 SILVA JM Offensive Rebound			
01:08	7 SILVA JM 2-Pts paint made (2 In)	23-11	+12	
00:54				8 ABLORH E Turnover
00:39	13 MIRANDO L 2 Pts paint missed (2 Out)			
00:38	13 MIRANDO L Offensive Rebound			
00:38	13 MIRANDO L 2-Pts paint made (2 In)	25-11	+14	
00:11				5 GUSTAVSSON J Turnover
00:02	9 PESSOA N 2-Pts missed (2 out)			

## SECOND QUARTER

### Quarter Starters:

**BRA** 5 ROCA H                      7 SILVA JM                      9 PESSOA N                      12 LIMA E                      13 MIRANDO L  
**SWE** 7 BYQVIST P                      9 WALLIN D                      14 LINDEN J                      15 MENG R                      13 LARSSON T

Game Time	BRA - Brazil	Score	Lead	SWE - Sweden
10:00				7 BYQVIST P Player IN <<----



## PLAY BY PLAY

文字比分播报

**BRA 41 vs 23 SWE**

**Attendance: 8854**

Game Time	BRA - Brazil	Score	Lead	SWE - Sweden
10:00				9 WALLIN D Player IN <<----
10:00				14 LINDEN J Player IN <<----
10:00	5 ROCA H Player IN <<----			
10:00	7 SILVA JM Player IN <<----			
10:00	9 PESSOA N Player IN <<----			
10:00	12 LIMA E Player IN <<----			
10:00	13 MIRANDO L Player IN <<----			
10:00				15 MENG R Player IN <<----
10:00				13 LARSSON T Player IN <<----
09:46	Tap off situation, throw-in			
09:44	13 MIRANDO L 2-Pts paint made (2 In)	27-11	+16	
09:43	9 PESSOA N Assist			
09:27		27-13	+14	9 WALLIN D 2-Pts made (2 In)
09:13	12 LIMA E Turnover			
09:13				15 MENG R Steal
09:13				14 LINDEN J Turnover
08:42	12 LIMA E 2-Pts missed (2 out)			
08:39				13 LARSSON T Defensive Rebound
08:23				15 MENG R Turnover
08:03				9 WALLIN D Personal foul
08:03	7 SILVA JM Foul On			
07:49	12 LIMA E 2-Pts made (2 In)	29-13	+16	
07:36				9 WALLIN D 2-Pts missed (2 out)
07:25	7 SILVA JM 2-Pts paint made (2 In)	31-13	+18	
07:24	12 LIMA E Assist			
06:56		31-15	+16	15 MENG R 2-Pts paint made (2 In)
06:55				14 LINDEN J Assist
06:46	13 MIRANDO L 2 Pts paint missed (2 Out)			
06:45	13 MIRANDO L Offensive Rebound			
06:45	13 MIRANDO L 2 Pts paint missed (2 Out)			
06:44	13 MIRANDO L Offensive Rebound			
06:44	13 MIRANDO L 2 Pts paint missed (2 Out)			
06:41	7 SILVA JM Offensive Rebound			
06:41	7 SILVA JM 2-Pts paint made (2 In)	33-15	+18	
06:21		33-17	+16	9 WALLIN D 2-Pts made (2 In)
06:06	12 LIMA E 2 Pts paint missed (2 Out)			
06:04				13 LARSSON T Defensive Rebound
05:47				14 LINDEN J 2-Pts missed (2 out)
05:46	13 MIRANDO L Defensive Rebound			
05:42	9 PESSOA N 2-Pts paint made (2 In)	35-17	+18	
05:42	9 PESSOA N Fast Break			
05:42	12 LIMA E Assist			



## PLAY BY PLAY

文字比分播报

**BRA 41 vs 23 SWE**

**Attendance: 8854**

Game Time	BRA - Brazil	Score	Lead	SWE - Sweden
05:42	13 MIRANDO L Player OUT ---->>			
05:42	8 NUNES I Player IN <<----			
05:42				9 WALLIN D Player OUT ---->>
05:42				13 LARSSON T Player OUT ---->>
05:42				11 KOHLSTROM P Player IN <<----
05:42				7 BYQVIST P Player OUT ---->>
05:42				5 GUSTAVSSON J Player IN <<----
05:42				5 GUSTAVSSON J Player OUT ---->>
05:42				4 NYLANDER P Player IN <<----
05:42				9 WALLIN D Player IN <<----
05:27				11 KOHLSTROM P 2-Pts missed (2 out)
05:21				9 WALLIN D Offensive Rebound
05:07		35-19	+16	9 WALLIN D 2-Pts paint made (2 In)
04:55				9 WALLIN D Personal foul
04:55	9 PESSOA N Foul On			
04:38	8 NUNES I 2-Pts paint made (2 In)	37-19	+18	
04:35	12 LIMA E Assist			
04:15	12 LIMA E Personal foul			
04:15				15 MENG R Foul On
04:15				15 MENG R Free Throw missed (1 Out)
04:15				15 MENG R Free Throw missed (1 Out)
04:11	12 LIMA E Defensive Rebound			
03:57	8 NUNES I 2-Pts missed (2 out)			
03:55				11 KOHLSTROM P Defensive Rebound
03:38				4 NYLANDER P Turnover
03:38	8 NUNES I Steal			
03:26	8 NUNES I 2-Pts paint made (2 In)	39-19	+20	
03:17	9 PESSOA N Assist			
03:11		39-21	+18	11 KOHLSTROM P 2-Pts paint made (2 In)
03:09				15 MENG R Assist
02:50	9 PESSOA N 2-Pts missed (2 out)			
02:44	8 NUNES I Offensive Rebound			
02:34	8 NUNES I 2-Pts missed (2 out)			
02:29	8 NUNES I Offensive Rebound			
02:16	7 SILVA JM 2-Pts missed (2 out)			
02:14				9 WALLIN D Defensive Rebound
02:00				14 LINDEN J Turnover
02:00	7 SILVA JM Steal			
01:41	5 ROCA H 2-Pts made (2 In)	41-21	+20	
01:33				9 WALLIN D 2 Pts paint missed (2 Out)
01:31	8 NUNES I Defensive Rebound			
01:30	8 NUNES I Turnover			



## PLAY BY PLAY

文字比分播报

**BRA 41 vs 23 SWE**

**Attendance: 8854**

Game Time	BRA - Brazil	Score	Lead	SWE - Sweden
01:30				15 MENG R Steal
01:17		41-23	+18	14 LINDEN J 2-Pts paint made (2 In)
00:59	7 SILVA JM 2-Pts missed (2 out)			
00:56	5 ROCA H Offensive Rebound			
00:46	8 NUNES I 3-Pts missed (3 Out)			
00:46				15 MENG R Defensive Rebound
00:46				15 MENG R Turnover
00:46				15 MENG R Player OUT ---->>
00:46				12 AKERBERG T Player IN <<----
00:11	9 PESSOA N 2-Pts missed (2 out)			
00:09				9 WALLIN D Defensive Rebound
00:04				12 AKERBERG T 3-Pts missed (3 Out)
00:02	12 LIMA E Defensive Rebound			



## PLAY BY PLAY

文字比分播报

**BRA 75 vs 56 SWE**

**Attendance: 8854**

		Q1		Q2		Q3		Q4	
Scoring by 5 min intervals:	BRA	14	25	35	41	47	57	63	75
	SWE	5	11	19	23	30	39	48	56

### FIRST QUARTER

#### Quarter Starters:

<b>BRA</b> 5 ROCA H	7 SILVA JM	9 PESSOA N	12 LIMA E	13 MIRANDO L
<b>SWE</b> 5 GUSTAVSSON J	6 LARSSON N	9 WALLIN D	10 HAIDARI H	11 KOHLSTROM P

Game Time	BRA - Brazil	Score	Lead	SWE - Sweden
10:00	5 ROCA H Player IN <<----			
10:00	7 SILVA JM Player IN <<----			
10:00	9 PESSOA N Player IN <<-----			
10:00	12 LIMA E Player IN <<----			
10:00	13 MIRANDO L Player IN <<----			
10:00				5 GUSTAVSSON J Player IN <<----
10:00				6 LARSSON N Player IN <<----
10:00				9 WALLIN D Player IN <<-----
10:00				10 HAIDARI H Player IN <<----
10:00				11 KOHLSTROM P Player IN <<-----
10:00	13 MIRANDO L Tap off lost			9 WALLIN D Tap off won
09:45		0-2	-2	10 HAIDARI H 2-Pts paint made (2 In)
09:31	7 SILVA JM 2 Pts paint missed (2 Out)			
09:27				9 WALLIN D Defensive Rebound
09:12				9 WALLIN D 2 Pts paint missed (2 Out)
09:10	7 SILVA JM Defensive Rebound			
09:00	12 LIMA E 2-Pts made (2 In)	2-2	0	
08:45				11 KOHLSTROM P 2 Pts paint missed (2 Out)
08:42	13 MIRANDO L Defensive Rebound			
08:29	13 MIRANDO L 2 Pts paint missed (2 Out)			
08:28	13 MIRANDO L Offensive Rebound			
08:28				11 KOHLSTROM P Personal foul
08:28	13 MIRANDO L Foul On			
08:28	13 MIRANDO L Free Throw made (1 In)	3-2	+1	
08:28	13 MIRANDO L Free Throw made (1 In)	4-2	+2	
08:12				11 KOHLSTROM P 2 Pts paint missed (2 Out)
08:10	13 MIRANDO L Defensive Rebound			
07:55	12 LIMA E 2 Pts paint missed (2 Out)			
07:53	13 MIRANDO L Offensive Rebound			
07:53	13 MIRANDO L 2 Pts paint missed (2 Out)			
07:51	7 SILVA JM Offensive Rebound			
07:51	7 SILVA JM 2-Pts paint made (2 In)	6-2	+4	
07:51				Time out
07:37				9 WALLIN D 2 Pts paint missed (2 Out)





## PLAY BY PLAY

文字比分播报

**BRA 75 vs 56 SWE**

**Attendance: 8854**

Game Time	BRA - Brazil	Score	Lead	SWE - Sweden
07:37	13 MIRANDO L Defensive Rebound			
07:18	7 SILVA JM 2-Pts paint made (2 In)	8-2	+6	
07:17	12 LIMA E Assist			
07:05	7 SILVA JM Personal foul			
07:05				9 WALLIN D Foul On
07:05				9 WALLIN D Player OUT ---->>
07:05				8 ABLORH E Player IN <<----
06:58	13 MIRANDO L Steal			
06:58				5 GUSTAVSSON J Turnover
06:48	7 SILVA JM 2 Pts paint missed (2 Out)			
06:47				5 GUSTAVSSON J Defensive Rebound
06:26				11 KOHLSTROM P 2 Pts paint missed (2 Out)
06:24	9 PESSOA N Defensive Rebound			
06:08	13 MIRANDO L 2 Pts paint missed (2 Out)			
06:06				5 GUSTAVSSON J Defensive Rebound
05:59		8-4	+4	10 HAIDARI H 2-Pts paint made (2 In)
05:59	7 SILVA JM Personal foul			
05:59				10 HAIDARI H Foul On
05:59		8-5	+3	10 HAIDARI H Free Throw made (1 In)
05:41	13 MIRANDO L 2 Pts paint missed (2 Out)			
05:40	13 MIRANDO L Offensive Rebound			
05:40	13 MIRANDO L 2-Pts paint made (2 In)	10-5	+5	
05:33	9 PESSOA N Personal foul			
05:33				8 ABLORH E Foul On
05:31				8 ABLORH E Turnover
05:15	13 MIRANDO L 2-Pts paint made (2 In)	12-5	+7	
05:11	12 LIMA E Assist			
05:11				6 LARSSON N Offensive foul
05:11				6 LARSSON N Turnover
05:11	7 SILVA JM Foul On			
05:11	7 SILVA JM Steal			
05:00	7 SILVA JM 2-Pts made (2 In)	14-5	+9	
04:59	12 LIMA E Assist			
04:39		14-7	+7	8 ABLORH E 2-Pts made (2 In)
04:16	5 ROCA H 2-Pts paint made (2 In)	16-7	+9	
04:13	9 PESSOA N Assist			
04:00		16-9	+7	5 GUSTAVSSON J 2-Pts made (2 In)
03:48				6 LARSSON N Player OUT ---->>
03:48				11 KOHLSTROM P Player OUT ---->>
03:48				13 LARSSON T Player IN <<----
03:48				14 LINDEN J Player IN <<----
03:34	7 SILVA JM 2 Pts paint missed (2 Out)			



## PLAY BY PLAY

文字比分播报

**BRA 75 vs 56 SWE**

**Attendance: 8854**

Game Time	BRA - Brazil	Score	Lead	SWE - Sweden
03:34				Defensive Rebound
03:25	13 MIRANDO L Personal foul			
03:25				10 HAIDARI H Foul On
03:04				8 ABLORH E 2 Pts paint missed (2 Out)
03:02	13 MIRANDO L Defensive Rebound			
03:00	5 ROCA H Offensive foul			
03:00	5 ROCA H Turnover			
03:00				8 ABLORH E Foul On
03:00				8 ABLORH E Steal
03:00				5 GUSTAVSSON J Turnover
02:43	7 SILVA JM 2-Pts paint made (2 In)	18-9	+9	
02:43	9 PESSOA N Assist			
02:43				5 GUSTAVSSON J Personal foul
02:43	7 SILVA JM Foul On			
02:43	7 SILVA JM Free Throw missed (1 Out)			
02:37				8 ABLORH E Defensive Rebound
02:24		18-11	+7	8 ABLORH E 2-Pts made (2 In)
02:22				10 HAIDARI H Assist
02:07				5 GUSTAVSSON J Personal foul
02:07	13 MIRANDO L Foul On			
02:07				10 HAIDARI H Player OUT ---->>
02:07				15 MENG R Player IN <<----
01:48	9 PESSOA N 2-Pts paint made (2 In)	20-11	+9	
01:21				8 ABLORH E Turnover
01:12				8 ABLORH E Personal foul
01:12	12 LIMA E Foul On			
01:12	12 LIMA E Free Throw made (1 In)	21-11	+10	
01:12	12 LIMA E Free Throw missed (1 Out)			
01:08	7 SILVA JM Offensive Rebound			
01:08	7 SILVA JM 2-Pts paint made (2 In)	23-11	+12	
00:54				8 ABLORH E Turnover
00:39	13 MIRANDO L 2 Pts paint missed (2 Out)			
00:38	13 MIRANDO L Offensive Rebound			
00:38	13 MIRANDO L 2-Pts paint made (2 In)	25-11	+14	
00:11				5 GUSTAVSSON J Turnover
00:02	9 PESSOA N 2-Pts missed (2 out)			

## SECOND QUARTER

### Quarter Starters:

**BRA** 5 ROCA H                      7 SILVA JM                      9 PESSOA N                      12 LIMA E                      13 MIRANDO L  
**SWE** 7 BYQVIST P                      9 WALLIN D                      14 LINDEN J                      15 MENG R                      13 LARSSON T

Game Time	BRA - Brazil	Score	Lead	SWE - Sweden
10:00				7 BYQVIST P Player IN <<----



## PLAY BY PLAY

文字比分播报

**BRA 75 vs 56 SWE**

**Attendance: 8854**

Game Time	BRA - Brazil	Score	Lead	SWE - Sweden
10:00				9 WALLIN D Player IN <<----
10:00				14 LINDEN J Player IN <<----
10:00	5 ROCA H Player IN <<----			
10:00	7 SILVA JM Player IN <<----			
10:00	9 PESSOA N Player IN <<----			
10:00	12 LIMA E Player IN <<----			
10:00	13 MIRANDO L Player IN <<----			
10:00				15 MENG R Player IN <<----
10:00				13 LARSSON T Player IN <<----
09:46	Tap off situation, throw-in			
09:44	13 MIRANDO L 2-Pts paint made (2 In)	27-11	+16	
09:43	9 PESSOA N Assist			
09:27		27-13	+14	9 WALLIN D 2-Pts made (2 In)
09:13	12 LIMA E Turnover			
09:13				15 MENG R Steal
09:13				14 LINDEN J Turnover
08:42	12 LIMA E 2-Pts missed (2 out)			
08:39				13 LARSSON T Defensive Rebound
08:23				15 MENG R Turnover
08:03				9 WALLIN D Personal foul
08:03	7 SILVA JM Foul On			
07:49	12 LIMA E 2-Pts made (2 In)	29-13	+16	
07:36				9 WALLIN D 2-Pts missed (2 out)
07:25	7 SILVA JM 2-Pts paint made (2 In)	31-13	+18	
07:24	12 LIMA E Assist			
06:56		31-15	+16	15 MENG R 2-Pts paint made (2 In)
06:55				14 LINDEN J Assist
06:46	13 MIRANDO L 2 Pts paint missed (2 Out)			
06:45	13 MIRANDO L Offensive Rebound			
06:45	13 MIRANDO L 2 Pts paint missed (2 Out)			
06:44	13 MIRANDO L Offensive Rebound			
06:44	13 MIRANDO L 2 Pts paint missed (2 Out)			
06:41	7 SILVA JM Offensive Rebound			
06:41	7 SILVA JM 2-Pts paint made (2 In)	33-15	+18	
06:21		33-17	+16	9 WALLIN D 2-Pts made (2 In)
06:06	12 LIMA E 2 Pts paint missed (2 Out)			
06:04				13 LARSSON T Defensive Rebound
05:47				14 LINDEN J 2-Pts missed (2 out)
05:46	13 MIRANDO L Defensive Rebound			
05:42	9 PESSOA N 2-Pts paint made (2 In)	35-17	+18	
05:42	9 PESSOA N Fast Break			
05:42	12 LIMA E Assist			



## PLAY BY PLAY

文字比分播报

**BRA 75 vs 56 SWE**

**Attendance: 8854**

Game Time	BRA - Brazil	Score	Lead	SWE - Sweden
05:42	13 MIRANDO L Player OUT ---->>			
05:42	8 NUNES I Player IN <<----			
05:42				9 WALLIN D Player OUT ---->>
05:42				13 LARSSON T Player OUT ---->>
05:42				11 KOHLSTROM P Player IN <<----
05:42				7 BYQVIST P Player OUT ---->>
05:42				5 GUSTAVSSON J Player IN <<----
05:42				5 GUSTAVSSON J Player OUT ---->>
05:42				4 NYLANDER P Player IN <<----
05:42				9 WALLIN D Player IN <<----
05:27				11 KOHLSTROM P 2-Pts missed (2 out)
05:21				9 WALLIN D Offensive Rebound
05:07		35-19	+16	9 WALLIN D 2-Pts paint made (2 In)
04:55				9 WALLIN D Personal foul
04:55	9 PESSOA N Foul On			
04:38	8 NUNES I 2-Pts paint made (2 In)	37-19	+18	
04:35	12 LIMA E Assist			
04:15	12 LIMA E Personal foul			
04:15				15 MENG R Foul On
04:15				15 MENG R Free Throw missed (1 Out)
04:15				15 MENG R Free Throw missed (1 Out)
04:11	12 LIMA E Defensive Rebound			
03:57	8 NUNES I 2-Pts missed (2 out)			
03:55				11 KOHLSTROM P Defensive Rebound
03:38				4 NYLANDER P Turnover
03:38	8 NUNES I Steal			
03:26	8 NUNES I 2-Pts paint made (2 In)	39-19	+20	
03:17	9 PESSOA N Assist			
03:11		39-21	+18	11 KOHLSTROM P 2-Pts paint made (2 In)
03:09				15 MENG R Assist
02:50	9 PESSOA N 2-Pts missed (2 out)			
02:44	8 NUNES I Offensive Rebound			
02:34	8 NUNES I 2-Pts missed (2 out)			
02:29	8 NUNES I Offensive Rebound			
02:16	7 SILVA JM 2-Pts missed (2 out)			
02:14				9 WALLIN D Defensive Rebound
02:00				14 LINDEN J Turnover
02:00	7 SILVA JM Steal			
01:41	5 ROCA H 2-Pts made (2 In)	41-21	+20	
01:33				9 WALLIN D 2 Pts paint missed (2 Out)
01:31	8 NUNES I Defensive Rebound			
01:30	8 NUNES I Turnover			



## PLAY BY PLAY

文字比分播报

**BRA 75 vs 56 SWE**

**Attendance: 8854**

Game Time	BRA - Brazil	Score	Lead	SWE - Sweden
01:30				15 MENG R Steal
01:17		41-23	+18	14 LINDEN J 2-Pts paint made (2 In)
00:59	7 SILVA JM 2-Pts missed (2 out)			
00:56	5 ROCA H Offensive Rebound			
00:46	8 NUNES I 3-Pts missed (3 Out)			
00:46				15 MENG R Defensive Rebound
00:46				15 MENG R Turnover
00:46				15 MENG R Player OUT ---->>
00:46				12 AKERBERG T Player IN <<----
00:11	9 PESSOA N 2-Pts missed (2 out)			
00:09				9 WALLIN D Defensive Rebound
00:04				12 AKERBERG T 3-Pts missed (3 Out)
00:02	12 LIMA E Defensive Rebound			

## THIRD QUARTER

### Quarter Starters:

**BRA** 5 ROCA H                      7 SILVA JM                      8 NUNES I                      9 PESSOA N                      12 LIMA E  
**SWE** 4 NYLANDER P                      5 GUSTAVSSON J                      7 BYQVIST P                      12 AKERBERG T                      11 KOHLSTROM P

Game Time	BRA - Brazil	Score	Lead	SWE - Sweden
10:00				4 NYLANDER P Player IN <<----
10:00				5 GUSTAVSSON J Player IN <<----
10:00				7 BYQVIST P Player IN <<----
10:00				12 AKERBERG T Player IN <<----
10:00				11 KOHLSTROM P Player IN <<----
10:00	5 ROCA H Player IN <<----			
10:00	7 SILVA JM Player IN <<----			
10:00	8 NUNES I Player IN <<----			
10:00	9 PESSOA N Player IN <<----			
10:00	12 LIMA E Player IN <<----			
09:53				Tap off situation, throw-in
09:46				11 KOHLSTROM P Turnover
09:46	7 SILVA JM Steal			
09:38				12 AKERBERG T Personal foul
09:38	8 NUNES I Foul On			
09:38	8 NUNES I Free Throw made (1 In)	42-23	+19	
09:38	8 NUNES I Free Throw made (1 In)	43-23	+20	
09:17				5 GUSTAVSSON J 2-Pts missed (2 out)
09:15	8 NUNES I Defensive Rebound			
09:00	7 SILVA JM Turnover			
09:00				11 KOHLSTROM P Steal
08:48				7 BYQVIST P 2-Pts missed (2 out)
08:46	7 SILVA JM Defensive Rebound			



## PLAY BY PLAY

文字比分播报

**BRA 75 vs 56 SWE**

**Attendance: 8854**

Game Time	BRA - Brazil	Score	Lead	SWE - Sweden
08:33				12 AKERBERG T Defensive Rebound
08:31	12 LIMA E 2-Pts missed (2 out)			
08:13				12 AKERBERG T 2 Pts paint missed (2 Out)
08:12				5 GUSTAVSSON J Offensive Rebound
08:12				5 GUSTAVSSON J 2 Pts paint missed (2 Out)
08:07				5 GUSTAVSSON J Offensive Rebound
08:07		43-25	+18	5 GUSTAVSSON J 2-Pts paint made (2 In)
07:54	7 SILVA JM 2-Pts missed (2 out)			
07:53	9 PESSOA N Offensive Rebound			
07:43				12 AKERBERG T Defensive Rebound
07:41	7 SILVA JM 2-Pts missed (2 out)			
07:24				12 AKERBERG T Turnover
07:24	9 PESSOA N Steal			
07:19				7 BYQVIST P Personal foul
07:19	8 NUNES I Foul On			
07:09	12 LIMA E 2-Pts made (2 In)	45-25	+20	
06:52	5 ROCA H Personal foul			
06:52				7 BYQVIST P Foul On
06:52				7 BYQVIST P Free Throw missed (1 Out)
06:52		45-26	+19	7 BYQVIST P Free Throw made (1 In)
06:36	12 LIMA E 2-Pts made (2 In)	47-26	+21	
06:36	7 SILVA JM Player OUT ---->>			
06:36	6 SILVA E Player IN <<----			
06:19		47-28	+19	5 GUSTAVSSON J 2-Pts made (2 In)
06:07	6 SILVA E Turnover			
05:59	8 NUNES I Personal foul			
05:59				7 BYQVIST P Foul On
05:52		47-30	+17	11 KOHLSTROM P 2-Pts made (2 In)
05:25				5 GUSTAVSSON J Defensive Rebound
05:19	12 LIMA E 2-Pts missed (2 out)			
05:16				12 AKERBERG T Turnover
05:16	8 NUNES I Player OUT ---->>			
05:16	13 MIRANDO L Player IN <<----			
05:01				7 BYQVIST P Defensive Rebound
05:00	9 PESSOA N 2-Pts missed (2 out)			
04:45				11 KOHLSTROM P 2-Pts missed (2 out)
04:39	12 LIMA E Defensive Rebound			
04:34	5 ROCA H 2-Pts paint made (2 In)	49-30	+19	
04:17				7 BYQVIST P 2-Pts missed (2 out)
04:15				12 AKERBERG T Offensive Rebound
04:14				12 AKERBERG T Turnover
04:14	12 LIMA E Steal			



## PLAY BY PLAY

文字比分播报

**BRA 75 vs 56 SWE**

**Attendance: 8854**

Game Time	BRA - Brazil	Score	Lead	SWE - Sweden
04:09	9 PESSOA N 2-Pts paint made (2 In)	51-30	+21	
04:00				12 AKERBERG T Player OUT ---->>
04:00				14 LINDEN J Player IN <<----
03:47				11 KOHLSTROM P 2-Pts missed (2 out)
03:45	6 SILVA E Defensive Rebound			
03:34	5 ROCA H 2 Pts paint missed (2 Out)			
03:32				14 LINDEN J Defensive Rebound
03:13		51-32	+19	14 LINDEN J 2-Pts made (2 In)
02:56	12 LIMA E 2 Pts paint missed (2 Out)			
02:53				7 BYQVIST P Defensive Rebound
02:45	5 ROCA H Player OUT ---->>			
02:45	4 SILVA JR Player IN <<----			
02:38	13 MIRANDO L Personal foul			
02:38				11 KOHLSTROM P Foul On
02:38				11 KOHLSTROM P Free Throw missed (1 Out)
02:38		51-33	+18	11 KOHLSTROM P Free Throw made (1 In)
02:14	12 LIMA E 2-Pts made (2 In)	53-33	+20	
02:00		53-35	+18	5 GUSTAVSSON J 2-Pts made (2 In)
01:45	12 LIMA E 2-Pts made (2 In)	55-35	+20	
01:25		55-37	+18	11 KOHLSTROM P 2-Pts paint made (2 In)
01:18	4 SILVA JR Offensive foul			
01:18	4 SILVA JR Turnover			
01:18				14 LINDEN J Foul On
01:16				14 LINDEN J Steal
01:08	9 PESSOA N Personal foul			
01:08				11 KOHLSTROM P Foul On
01:08	9 PESSOA N Player OUT ---->>			
01:08	14 ALEXANDRE S Player IN <<----			
01:08		55-38	+17	11 KOHLSTROM P Free Throw made (1 In)
01:08		55-39	+16	11 KOHLSTROM P Free Throw made (1 In)
00:46	14 ALEXANDRE S 2-Pts missed (2 out)			
00:44				Defensive Rebound
00:17				4 NYLANDER P 3-Pts missed (3 Out)
00:08				7 BYQVIST P Offensive Rebound
00:08				7 BYQVIST P 2 Pts paint missed (2 Out)
00:08	13 MIRANDO L Defensive Rebound			
00:08	13 MIRANDO L 2-Pts paint made (2 In)	57-39	+18	
00:08	14 ALEXANDRE S Assist			
00:08				7 BYQVIST P Personal foul
00:08	13 MIRANDO L Foul On			
00:02	13 MIRANDO L Free Throw missed (1 Out)			
00:01				11 KOHLSTROM P Defensive Rebound



## PLAY BY PLAY

文字比分播报

**BRA 75 vs 56 SWE**

**Attendance: 8854**

Game Time	BRA - Brazil	Score	Lead	SWE - Sweden
-----------	--------------	-------	------	--------------

### FOURTH QUARTER

#### Quarter Starters:

BRA

SWE

Game Time	BRA - Brazil	Score	Lead	SWE - Sweden
10:00				8 ABLORH E Player IN <<----
10:00				9 WALLIN D Player IN <<----
10:00				11 KOHLSTROM P Player IN <<----
10:00				13 LARSSON T Player IN <<----
10:00				14 LINDEN J Player IN <<----
10:00	4 SILVA JR Player IN <<----			
10:00	6 SILVA E Player IN <<----			
10:00	11 SILVA JUNIOR G Player IN <<----			
10:00	11 SILVA JUNIOR G Player OUT ---->>			
10:00	12 LIMA E Player IN <<----			
10:00	13 MIRANDO L Player IN <<----			
10:00	14 ALEXANDRE S Player IN <<----			
09:51	Tap off situation, throw-in			
09:47	13 MIRANDO L 2-Pts paint made (2 In)	59-39	+20	
09:43	4 SILVA JR Assist			
09:21		59-41	+18	11 KOHLSTROM P 2-Pts paint made (2 In)
09:02	13 MIRANDO L 2 Pts paint missed (2 Out)			
08:52	13 MIRANDO L Offensive Rebound			
08:52	13 MIRANDO L 2 Pts paint missed (2 Out)			
08:40				8 ABLORH E Defensive Rebound
08:39		59-43	+16	11 KOHLSTROM P 2-Pts made (2 In)
08:39	6 SILVA E Personal foul			
08:39				11 KOHLSTROM P Foul On
08:39		59-44	+15	11 KOHLSTROM P Free Throw made (1 In)
08:19	6 SILVA E 2 Pts paint missed (2 Out)			
08:17				8 ABLORH E Defensive Rebound
08:06		59-46	+13	9 WALLIN D 2-Pts made (2 In)
08:04				8 ABLORH E Assist
07:41	14 ALEXANDRE S 2-Pts missed (2 out)			
07:40				14 LINDEN J Defensive Rebound
07:40	12 LIMA E Personal foul			
07:40				8 ABLORH E Foul On
07:40	4 SILVA JR Player OUT ---->>			
07:40	6 SILVA E Player OUT ---->>			
07:40	13 MIRANDO L Player OUT ---->>			
07:40	13 MIRANDO L Player IN <<----			





## PLAY BY PLAY

文字比分播报

**BRA 75 vs 56 SWE**

**Attendance: 8854**

Game Time	BRA - Brazil	Score	Lead	SWE - Sweden
07:40	14 ALEXANDRE S Player OUT ---->>			
07:40	5 ROCA H Player IN <<----			
07:40	7 SILVA JM Player IN <<----			
07:40	9 PESSOA N Player IN <<----			
07:28				8 ABLORH E 2 Pts paint missed (2 Out)
07:26	13 MIRANDO L Defensive Rebound			
07:05	5 ROCA H 2-Pts made (2 In)	61-46	+15	
06:41		61-48	+13	11 KOHLSTROM P 2-Pts paint made (2 In)
06:23	5 ROCA H Offensive foul			
06:23	5 ROCA H Turnover			
06:23				8 ABLORH E Foul On
06:23				8 ABLORH E Steal
06:11	7 SILVA JM Personal foul			
06:11				8 ABLORH E Foul On
06:01	13 MIRANDO L Personal foul			
06:01				9 WALLIN D Foul On
06:01				9 WALLIN D Free Throw missed (1 Out)
05:59				9 WALLIN D Free Throw missed (1 Out)
05:55				14 LINDEN J Offensive Rebound
05:44				8 ABLORH E 2-Pts missed (2 out)
05:31				9 WALLIN D Personal foul
05:31	7 SILVA JM Foul On			
05:25				9 WALLIN D Personal foul
05:25	9 PESSOA N Foul On			
05:25				Time out
05:25				9 WALLIN D Player OUT ---->>
05:25				5 GUSTAVSSON J Player IN <<----
05:05	12 LIMA E 2-Pts made (2 In)	63-48	+15	
04:54	7 SILVA JM Personal foul			
04:54				8 ABLORH E Foul On
04:54		63-49	+14	8 ABLORH E Free Throw made (1 In)
04:52		63-50	+13	8 ABLORH E Free Throw made (1 In)
04:34	7 SILVA JM 2-Pts paint made (2 In)	65-50	+15	
04:34	7 SILVA JM Foul On			
04:34				13 LARSSON T Personal foul
04:32	7 SILVA JM Free Throw missed (1 Out)			
04:29	13 MIRANDO L Offensive Rebound			
04:29	13 MIRANDO L 2 Pts paint missed (2 Out)			
04:20				8 ABLORH E Defensive Rebound
04:08				8 ABLORH E Turnover
04:04	9 PESSOA N 2-Pts paint made (2 In)	67-50	+17	
03:45				14 LINDEN J Assist



## PLAY BY PLAY

文字比分播报

**BRA 75 vs 56 SWE**

**Attendance: 8854**

Game Time	BRA - Brazil	Score	Lead	SWE - Sweden
03:43		67-52	+15	11 KOHLSTROM P 2-Pts paint made (2 In)
03:17	12 LIMA E 2-Pts missed (2 out)			
03:14	7 SILVA JM Offensive Rebound			
03:14	7 SILVA JM 2-Pts paint made (2 In)	69-52	+17	
03:02				11 KOHLSTROM P 2-Pts missed (2 out)
02:57	13 MIRANDO L Defensive Rebound			
02:40	9 PESSOA N Assist			
02:32	9 PESSOA N 2-Pts paint made (2 In)	71-52	+19	
02:30				8 ABLORH E 3-Pts missed (3 Out)
02:28	13 MIRANDO L Defensive Rebound			
02:18	7 SILVA JM 2-Pts made (2 In)	73-52	+21	
02:18				Time out
02:18	5 ROCA H Player OUT ---->>			
02:18	7 SILVA JM Player OUT ---->>			
02:18	10 SILVA SANDOVAL F Player IN <<----			
02:18	10 SILVA SANDOVAL F Player OUT ---->>			
02:18	10 SILVA SANDOVAL F Player IN <<----			
02:18	14 ALEXANDRE S Player IN <<----			
02:18				5 GUSTAVSSON J Player OUT ---->>
02:18				6 LARSSON N Player IN <<----
02:18				13 LARSSON T Player OUT ---->>
02:18				15 MENG R Player IN <<----
01:59		73-54	+19	11 KOHLSTROM P 2-Pts made (2 In)
01:33	13 MIRANDO L Turnover			
01:19				11 KOHLSTROM P 2-Pts missed (2 out)
01:17	9 PESSOA N Defensive Rebound			
01:01	10 SILVA SANDOVAL F 2 Pts paint missed (2 Out)			
00:58				14 LINDEN J Defensive Rebound
00:50		73-56	+17	14 LINDEN J 2-Pts paint made (2 In)
00:50				15 MENG R Assist
00:50	9 PESSOA N Player OUT ---->>			
00:50	13 MIRANDO L Player OUT ---->>			
00:50	11 SILVA JUNIOR G Player IN <<----			
00:50	11 SILVA JUNIOR G Player OUT ---->>			
00:50	11 SILVA JUNIOR G Player IN <<----			
00:50	15 SILVA D Player IN <<----			
00:35	15 SILVA D 2-Pts paint made (2 In)	75-56	+19	
00:23				8 ABLORH E 2-Pts missed (2 out)
00:23	12 LIMA E Defensive Rebound			
00:23	11 SILVA JUNIOR G Foul On			
00:23				8 ABLORH E Personal foul
00:10	15 SILVA D Turnover			



NATIONAL INDOOR STADIUM  
国家体育馆

FRI 星期五  
12 SEP 2008  
9:00

WHEELCHAIR BASKETBALL  
轮椅篮球

MEN  
男子

CLASSIFICATION 9TH-12TH - GAME 51  
9-12名排位赛 - 场 51



## PLAY BY PLAY

文字比分播报

**BRA 75 vs 56 SWE**

**Attendance: 8854**

Game Time	BRA - Brazil	Score	Lead	SWE - Sweden
00:10				15 MENG R Steal



## PLAY BY PLAY

文字比分播报

**BRA 75 vs 56 SWE**

**Attendance: 8854**

		Q1		Q2		Q3		Q4	
Scoring by 5 min intervals:	BRA	14	25	35	41	47	57	63	75
	SWE	5	11	19	23	30	39	48	56

### FIRST QUARTER

#### Quarter Starters:

<b>BRA</b> 5 ROCA H	7 SILVA JM	9 PESSOA N	12 LIMA E	13 MIRANDO L
<b>SWE</b> 5 GUSTAVSSON J	6 LARSSON N	9 WALLIN D	10 HAIDARI H	11 KOHLSTROM P

Game Time	BRA - Brazil	Score	Lead	SWE - Sweden
10:00	5 ROCA H Player IN <<----			
10:00	7 SILVA JM Player IN <<----			
10:00	9 PESSOA N Player IN <<-----			
10:00	12 LIMA E Player IN <<----			
10:00	13 MIRANDO L Player IN <<----			
10:00				5 GUSTAVSSON J Player IN <<----
10:00				6 LARSSON N Player IN <<----
10:00				9 WALLIN D Player IN <<-----
10:00				10 HAIDARI H Player IN <<----
10:00				11 KOHLSTROM P Player IN <<-----
10:00	13 MIRANDO L Tap off lost			9 WALLIN D Tap off won
09:45		0-2	-2	10 HAIDARI H 2-Pts paint made (2 In)
09:31	7 SILVA JM 2 Pts paint missed (2 Out)			
09:27				9 WALLIN D Defensive Rebound
09:12				9 WALLIN D 2 Pts paint missed (2 Out)
09:10	7 SILVA JM Defensive Rebound			
09:00	12 LIMA E 2-Pts made (2 In)	2-2	0	
08:45				11 KOHLSTROM P 2 Pts paint missed (2 Out)
08:42	13 MIRANDO L Defensive Rebound			
08:29	13 MIRANDO L 2 Pts paint missed (2 Out)			
08:28	13 MIRANDO L Offensive Rebound			
08:28				11 KOHLSTROM P Personal foul
08:28	13 MIRANDO L Foul On			
08:28	13 MIRANDO L Free Throw made (1 In)	3-2	+1	
08:28	13 MIRANDO L Free Throw made (1 In)	4-2	+2	
08:12				11 KOHLSTROM P 2 Pts paint missed (2 Out)
08:10	13 MIRANDO L Defensive Rebound			
07:55	12 LIMA E 2 Pts paint missed (2 Out)			
07:53	13 MIRANDO L Offensive Rebound			
07:53	13 MIRANDO L 2 Pts paint missed (2 Out)			
07:51	7 SILVA JM Offensive Rebound			
07:51	7 SILVA JM 2-Pts paint made (2 In)	6-2	+4	
07:51				Time out
07:37				9 WALLIN D 2 Pts paint missed (2 Out)



## PLAY BY PLAY

文字比分播报

**BRA 75 vs 56 SWE**

**Attendance: 8854**

Game Time	BRA - Brazil	Score	Lead	SWE - Sweden
07:37	13 MIRANDO L Defensive Rebound			
07:18	7 SILVA JM 2-Pts paint made (2 In)	8-2	+6	
07:17	12 LIMA E Assist			
07:05	7 SILVA JM Personal foul			
07:05				9 WALLIN D Foul On
07:05				9 WALLIN D Player OUT ---->>
07:05				8 ABLORH E Player IN <<----
06:58	13 MIRANDO L Steal			
06:58				5 GUSTAVSSON J Turnover
06:48	7 SILVA JM 2 Pts paint missed (2 Out)			
06:47				5 GUSTAVSSON J Defensive Rebound
06:26				11 KOHLSTROM P 2 Pts paint missed (2 Out)
06:24	9 PESSOA N Defensive Rebound			
06:08	13 MIRANDO L 2 Pts paint missed (2 Out)			
06:06				5 GUSTAVSSON J Defensive Rebound
05:59		8-4	+4	10 HAIDARI H 2-Pts paint made (2 In)
05:59	7 SILVA JM Personal foul			
05:59				10 HAIDARI H Foul On
05:59		8-5	+3	10 HAIDARI H Free Throw made (1 In)
05:41	13 MIRANDO L 2 Pts paint missed (2 Out)			
05:40	13 MIRANDO L Offensive Rebound			
05:40	13 MIRANDO L 2-Pts paint made (2 In)	10-5	+5	
05:33	9 PESSOA N Personal foul			
05:33				8 ABLORH E Foul On
05:31				8 ABLORH E Turnover
05:15	13 MIRANDO L 2-Pts paint made (2 In)	12-5	+7	
05:11	12 LIMA E Assist			
05:11				6 LARSSON N Offensive foul
05:11				6 LARSSON N Turnover
05:11	7 SILVA JM Foul On			
05:11	7 SILVA JM Steal			
05:00	7 SILVA JM 2-Pts made (2 In)	14-5	+9	
04:59	12 LIMA E Assist			
04:39		14-7	+7	8 ABLORH E 2-Pts made (2 In)
04:16	5 ROCA H 2-Pts paint made (2 In)	16-7	+9	
04:13	9 PESSOA N Assist			
04:00		16-9	+7	5 GUSTAVSSON J 2-Pts made (2 In)
03:48				6 LARSSON N Player OUT ---->>
03:48				11 KOHLSTROM P Player OUT ---->>
03:48				13 LARSSON T Player IN <<----
03:48				14 LINDEN J Player IN <<----
03:34	7 SILVA JM 2 Pts paint missed (2 Out)			



## PLAY BY PLAY

文字比分播报

**BRA 75 vs 56 SWE**

**Attendance: 8854**

Game Time	BRA - Brazil	Score	Lead	SWE - Sweden
03:34				Defensive Rebound
03:25	13 MIRANDO L Personal foul			
03:25				10 HAIDARI H Foul On
03:04				8 ABLORH E 2 Pts paint missed (2 Out)
03:02	13 MIRANDO L Defensive Rebound			
03:00	5 ROCA H Offensive foul			
03:00	5 ROCA H Turnover			
03:00				8 ABLORH E Foul On
03:00				8 ABLORH E Steal
03:00				5 GUSTAVSSON J Turnover
02:43	7 SILVA JM 2-Pts paint made (2 In)	18-9	+9	
02:43	9 PESSOA N Assist			
02:43				5 GUSTAVSSON J Personal foul
02:43	7 SILVA JM Foul On			
02:43	7 SILVA JM Free Throw missed (1 Out)			
02:37				8 ABLORH E Defensive Rebound
02:24		18-11	+7	8 ABLORH E 2-Pts made (2 In)
02:22				10 HAIDARI H Assist
02:07				5 GUSTAVSSON J Personal foul
02:07	13 MIRANDO L Foul On			
02:07				10 HAIDARI H Player OUT ---->>
02:07				15 MENG R Player IN <<----
01:48	9 PESSOA N 2-Pts paint made (2 In)	20-11	+9	
01:21				8 ABLORH E Turnover
01:12				8 ABLORH E Personal foul
01:12	12 LIMA E Foul On			
01:12	12 LIMA E Free Throw made (1 In)	21-11	+10	
01:12	12 LIMA E Free Throw missed (1 Out)			
01:08	7 SILVA JM Offensive Rebound			
01:08	7 SILVA JM 2-Pts paint made (2 In)	23-11	+12	
00:54				8 ABLORH E Turnover
00:39	13 MIRANDO L 2 Pts paint missed (2 Out)			
00:38	13 MIRANDO L Offensive Rebound			
00:38	13 MIRANDO L 2-Pts paint made (2 In)	25-11	+14	
00:11				5 GUSTAVSSON J Turnover
00:02	9 PESSOA N 2-Pts missed (2 out)			

## SECOND QUARTER

### Quarter Starters:

**BRA** 5 ROCA H                      7 SILVA JM                      9 PESSOA N                      12 LIMA E                      13 MIRANDO L  
**SWE** 7 BYQVIST P                      9 WALLIN D                      14 LINDEN J                      15 MENG R                      13 LARSSON T

Game Time	BRA - Brazil	Score	Lead	SWE - Sweden
10:00				7 BYQVIST P Player IN <<----



## PLAY BY PLAY

文字比分播报

**BRA 75 vs 56 SWE**

**Attendance: 8854**

Game Time	BRA - Brazil	Score	Lead	SWE - Sweden
10:00				9 WALLIN D Player IN <<-----
10:00				14 LINDEN J Player IN <<-----
10:00	5 ROCA H Player IN <<-----			
10:00	7 SILVA JM Player IN <<-----			
10:00	9 PESSOA N Player IN <<-----			
10:00	12 LIMA E Player IN <<-----			
10:00	13 MIRANDO L Player IN <<-----			
10:00				15 MENG R Player IN <<-----
10:00				13 LARSSON T Player IN <<-----
09:46	Tap off situation, throw-in			
09:44	13 MIRANDO L 2-Pts paint made (2 In)	27-11	+16	
09:43	9 PESSOA N Assist			
09:27		27-13	+14	9 WALLIN D 2-Pts made (2 In)
09:13	12 LIMA E Turnover			
09:13				15 MENG R Steal
09:13				14 LINDEN J Turnover
08:42	12 LIMA E 2-Pts missed (2 out)			
08:39				13 LARSSON T Defensive Rebound
08:23				15 MENG R Turnover
08:03				9 WALLIN D Personal foul
08:03	7 SILVA JM Foul On			
07:49	12 LIMA E 2-Pts made (2 In)	29-13	+16	
07:36				9 WALLIN D 2-Pts missed (2 out)
07:25	7 SILVA JM 2-Pts paint made (2 In)	31-13	+18	
07:24	12 LIMA E Assist			
06:56		31-15	+16	14 LINDEN J 2-Pts paint made (2 In)
06:55				14 LINDEN J Assist
06:46	13 MIRANDO L 2 Pts paint missed (2 Out)			
06:45	13 MIRANDO L Offensive Rebound			
06:45	13 MIRANDO L 2 Pts paint missed (2 Out)			
06:44	13 MIRANDO L Offensive Rebound			
06:44	13 MIRANDO L 2 Pts paint missed (2 Out)			
06:41	7 SILVA JM Offensive Rebound			
06:41	7 SILVA JM 2-Pts paint made (2 In)	33-15	+18	
06:21		33-17	+16	9 WALLIN D 2-Pts made (2 In)
06:06	12 LIMA E 2 Pts paint missed (2 Out)			
06:04				13 LARSSON T Defensive Rebound
05:47				14 LINDEN J 2-Pts missed (2 out)
05:46	13 MIRANDO L Defensive Rebound			
05:42	9 PESSOA N 2-Pts paint made (2 In)	35-17	+18	
05:42	9 PESSOA N Fast Break			
05:42	12 LIMA E Assist			



## PLAY BY PLAY

文字比分播报

**BRA 75 vs 56 SWE**

**Attendance: 8854**

Game Time	BRA - Brazil	Score	Lead	SWE - Sweden
05:42	13 MIRANDO L Player OUT ---->>			
05:42	8 NUNES I Player IN <<----			
05:42				9 WALLIN D Player OUT ---->>
05:42				13 LARSSON T Player OUT ---->>
05:42				11 KOHLSTROM P Player IN <<----
05:42				7 BYQVIST P Player OUT ---->>
05:42				5 GUSTAVSSON J Player IN <<----
05:42				5 GUSTAVSSON J Player OUT ---->>
05:42				4 NYLANDER P Player IN <<----
05:42				9 WALLIN D Player IN <<----
05:27				11 KOHLSTROM P 2-Pts missed (2 out)
05:21				9 WALLIN D Offensive Rebound
05:07		35-19	+16	9 WALLIN D 2-Pts paint made (2 In)
04:55				9 WALLIN D Personal foul
04:55	9 PESSOA N Foul On			
04:38	8 NUNES I 2-Pts paint made (2 In)	37-19	+18	
04:35	12 LIMA E Assist			
04:15	12 LIMA E Personal foul			
04:15				15 MENG R Foul On
04:15				15 MENG R Free Throw missed (1 Out)
04:15				15 MENG R Free Throw missed (1 Out)
04:11	12 LIMA E Defensive Rebound			
03:57	8 NUNES I 2-Pts missed (2 out)			
03:55				11 KOHLSTROM P Defensive Rebound
03:38				4 NYLANDER P Turnover
03:38	8 NUNES I Steal			
03:26	8 NUNES I 2-Pts paint made (2 In)	39-19	+20	
03:17	9 PESSOA N Assist			
03:11		39-21	+18	11 KOHLSTROM P 2-Pts paint made (2 In)
03:09				15 MENG R Assist
02:50	9 PESSOA N 2-Pts missed (2 out)			
02:44	8 NUNES I Offensive Rebound			
02:34	8 NUNES I 2-Pts missed (2 out)			
02:29	8 NUNES I Offensive Rebound			
02:16	7 SILVA JM 2-Pts missed (2 out)			
02:14				9 WALLIN D Defensive Rebound
02:00				14 LINDEN J Turnover
02:00	7 SILVA JM Steal			
01:41	5 ROCA H 2-Pts made (2 In)	41-21	+20	
01:33				9 WALLIN D 2 Pts paint missed (2 Out)
01:31	8 NUNES I Defensive Rebound			
01:30	8 NUNES I Turnover			





## PLAY BY PLAY

文字比分播报

**BRA 75 vs 56 SWE**

**Attendance: 8854**

Game Time	BRA - Brazil	Score	Lead	SWE - Sweden
01:30				15 MENG R Steal
01:17		41-23	+18	14 LINDEN J 2-Pts paint made (2 In)
00:59	7 SILVA JM 2-Pts missed (2 out)			
00:56	5 ROCA H Offensive Rebound			
00:46	8 NUNES I 3-Pts missed (3 Out)			
00:46				15 MENG R Defensive Rebound
00:46				15 MENG R Turnover
00:46				15 MENG R Player OUT ---->>
00:46				12 AKERBERG T Player IN <<----
00:11	9 PESSOA N 2-Pts missed (2 out)			
00:09				9 WALLIN D Defensive Rebound
00:04				12 AKERBERG T 3-Pts missed (3 Out)
00:02	12 LIMA E Defensive Rebound			

## THIRD QUARTER

### Quarter Starters:

**BRA** 5 ROCA H                      7 SILVA JM                      8 NUNES I                      9 PESSOA N                      12 LIMA E  
**SWE** 4 NYLANDER P                      5 GUSTAVSSON J                      7 BYQVIST P                      12 AKERBERG T                      11 KOHLSTROM P

Game Time	BRA - Brazil	Score	Lead	SWE - Sweden
10:00				4 NYLANDER P Player IN <<----
10:00				5 GUSTAVSSON J Player IN <<----
10:00				7 BYQVIST P Player IN <<----
10:00				12 AKERBERG T Player IN <<----
10:00				11 KOHLSTROM P Player IN <<----
10:00	5 ROCA H Player IN <<----			
10:00	7 SILVA JM Player IN <<----			
10:00	8 NUNES I Player IN <<----			
10:00	9 PESSOA N Player IN <<----			
10:00	12 LIMA E Player IN <<----			
09:53				Tap off situation, throw-in
09:46				11 KOHLSTROM P Turnover
09:46	7 SILVA JM Steal			
09:38				12 AKERBERG T Personal foul
09:38	8 NUNES I Foul On			
09:38	8 NUNES I Free Throw made (1 In)	42-23	+19	
09:38	8 NUNES I Free Throw made (1 In)	43-23	+20	
09:17				5 GUSTAVSSON J 2-Pts missed (2 out)
09:15	8 NUNES I Defensive Rebound			
09:00	7 SILVA JM Turnover			
09:00				11 KOHLSTROM P Steal
08:48				7 BYQVIST P 2-Pts missed (2 out)
08:46	7 SILVA JM Defensive Rebound			



## PLAY BY PLAY

文字比分播报

**BRA 75 vs 56 SWE**

**Attendance: 8854**

Game Time	BRA - Brazil	Score	Lead	SWE - Sweden
08:33				12 AKERBERG T Defensive Rebound
08:31	12 LIMA E 2-Pts missed (2 out)			
08:13				12 AKERBERG T 2 Pts paint missed (2 Out)
08:12				5 GUSTAVSSON J Offensive Rebound
08:12				5 GUSTAVSSON J 2 Pts paint missed (2 Out)
08:07				5 GUSTAVSSON J Offensive Rebound
08:07		43-25	+18	5 GUSTAVSSON J 2-Pts paint made (2 In)
07:54	7 SILVA JM 2-Pts missed (2 out)			
07:53	9 PESSOA N Offensive Rebound			
07:43				12 AKERBERG T Defensive Rebound
07:41	7 SILVA JM 2-Pts missed (2 out)			
07:24				12 AKERBERG T Turnover
07:24	9 PESSOA N Steal			
07:19				7 BYQVIST P Personal foul
07:19	8 NUNES I Foul On			
07:09	12 LIMA E 2-Pts made (2 In)	45-25	+20	
06:52	5 ROCA H Personal foul			
06:52				7 BYQVIST P Foul On
06:52				7 BYQVIST P Free Throw missed (1 Out)
06:52		45-26	+19	7 BYQVIST P Free Throw made (1 In)
06:36	12 LIMA E 2-Pts made (2 In)	47-26	+21	
06:36	7 SILVA JM Player OUT ---->>			
06:36	6 SILVA E Player IN <<----			
06:19		47-28	+19	5 GUSTAVSSON J 2-Pts made (2 In)
06:07	6 SILVA E Turnover			
05:59	8 NUNES I Personal foul			
05:59				7 BYQVIST P Foul On
05:52		47-30	+17	11 KOHLSTROM P 2-Pts made (2 In)
05:25				5 GUSTAVSSON J Defensive Rebound
05:19	12 LIMA E 2-Pts missed (2 out)			
05:16				12 AKERBERG T Turnover
05:16	8 NUNES I Player OUT ---->>			
05:16	13 MIRANDO L Player IN <<----			
05:01				7 BYQVIST P Defensive Rebound
05:00	9 PESSOA N 2-Pts missed (2 out)			
04:45				11 KOHLSTROM P 2-Pts missed (2 out)
04:39	12 LIMA E Defensive Rebound			
04:34	5 ROCA H 2-Pts paint made (2 In)	49-30	+19	
04:17				7 BYQVIST P 2-Pts missed (2 out)
04:15				12 AKERBERG T Offensive Rebound
04:14				12 AKERBERG T Turnover
04:14	12 LIMA E Steal			



## PLAY BY PLAY

文字比分播报

**BRA 75 vs 56 SWE**

**Attendance: 8854**

Game Time	BRA - Brazil	Score	Lead	SWE - Sweden
04:09	9 PESSOA N 2-Pts paint made (2 In)	51-30	+21	
04:00				12 AKERBERG T Player OUT ---->>
04:00				14 LINDEN J Player IN <<----
03:47				11 KOHLSTROM P 2-Pts missed (2 out)
03:45	6 SILVA E Defensive Rebound			
03:34	5 ROCA H 2 Pts paint missed (2 Out)			
03:32				14 LINDEN J Defensive Rebound
03:13		51-32	+19	13 LARSSON T 2-Pts made (2 In)
02:56	12 LIMA E 2 Pts paint missed (2 Out)			
02:53				7 BYQVIST P Defensive Rebound
02:45	5 ROCA H Player OUT ---->>			
02:45	4 SILVA JR Player IN <<----			
02:38	13 MIRANDO L Personal foul			
02:38				11 KOHLSTROM P Foul On
02:38				11 KOHLSTROM P Free Throw missed (1 Out)
02:38		51-33	+18	11 KOHLSTROM P Free Throw made (1 In)
02:14	12 LIMA E 2-Pts made (2 In)	53-33	+20	
02:00		53-35	+18	5 GUSTAVSSON J 2-Pts made (2 In)
01:45	12 LIMA E 2-Pts made (2 In)	55-35	+20	
01:25		55-37	+18	11 KOHLSTROM P 2-Pts paint made (2 In)
01:18	4 SILVA JR Offensive foul			
01:18	4 SILVA JR Turnover			
01:18				14 LINDEN J Foul On
01:16				14 LINDEN J Steal
01:08	9 PESSOA N Personal foul			
01:08				11 KOHLSTROM P Foul On
01:08	9 PESSOA N Player OUT ---->>			
01:08	14 ALEXANDRE S Player IN <<----			
01:08		55-38	+17	11 KOHLSTROM P Free Throw made (1 In)
01:08		55-39	+16	11 KOHLSTROM P Free Throw made (1 In)
00:46	14 ALEXANDRE S 2-Pts missed (2 out)			
00:44				Defensive Rebound
00:17				4 NYLANDER P 3-Pts missed (3 Out)
00:08				7 BYQVIST P Offensive Rebound
00:08				7 BYQVIST P 2 Pts paint missed (2 Out)
00:08	13 MIRANDO L Defensive Rebound			
00:08	13 MIRANDO L 2-Pts paint made (2 In)	57-39	+18	
00:08	14 ALEXANDRE S Assist			
00:08				7 BYQVIST P Personal foul
00:08	13 MIRANDO L Foul On			
00:02	13 MIRANDO L Free Throw missed (1 Out)			
00:01				11 KOHLSTROM P Defensive Rebound



## PLAY BY PLAY

文字比分播报

**BRA 75 vs 56 SWE**

**Attendance: 8854**

Game Time	BRA - Brazil	Score	Lead	SWE - Sweden
-----------	--------------	-------	------	--------------

### FOURTH QUARTER

#### Quarter Starters:

BRA

SWE

Game Time	BRA - Brazil	Score	Lead	SWE - Sweden
10:00				8 ABLORH E Player IN <<----
10:00				9 WALLIN D Player IN <<----
10:00				11 KOHLSTROM P Player IN <<----
10:00				13 LARSSON T Player IN <<----
10:00				14 LINDEN J Player IN <<----
10:00	4 SILVA JR Player IN <<----			
10:00	6 SILVA E Player IN <<----			
10:00	11 SILVA JUNIOR G Player IN <<----			
10:00	11 SILVA JUNIOR G Player OUT ---->>			
10:00	12 LIMA E Player IN <<----			
10:00	13 MIRANDO L Player IN <<----			
10:00	14 ALEXANDRE S Player IN <<----			
09:51	Tap off situation, throw-in			
09:47	13 MIRANDO L 2-Pts paint made (2 In)	59-39	+20	
09:43	4 SILVA JR Assist			
09:21		59-41	+18	11 KOHLSTROM P 2-Pts paint made (2 In)
09:02	13 MIRANDO L 2 Pts paint missed (2 Out)			
08:52	13 MIRANDO L Offensive Rebound			
08:52	13 MIRANDO L 2 Pts paint missed (2 Out)			
08:40				8 ABLORH E Defensive Rebound
08:39		59-43	+16	11 KOHLSTROM P 2-Pts made (2 In)
08:39	6 SILVA E Personal foul			
08:39				11 KOHLSTROM P Foul On
08:39		59-44	+15	11 KOHLSTROM P Free Throw made (1 In)
08:19	6 SILVA E 2 Pts paint missed (2 Out)			
08:17				8 ABLORH E Defensive Rebound
08:06		59-46	+13	9 WALLIN D 2-Pts made (2 In)
08:04				8 ABLORH E Assist
07:41	14 ALEXANDRE S 2-Pts missed (2 out)			
07:40				14 LINDEN J Defensive Rebound
07:40	12 LIMA E Personal foul			
07:40				8 ABLORH E Foul On
07:40	4 SILVA JR Player OUT ---->>			
07:40	6 SILVA E Player OUT ---->>			
07:40	13 MIRANDO L Player OUT ---->>			
07:40	13 MIRANDO L Player IN <<----			



## PLAY BY PLAY

文字比分播报

**BRA 75 vs 56 SWE**

**Attendance: 8854**

Game Time	BRA - Brazil	Score	Lead	SWE - Sweden
07:40	14 ALEXANDRE S Player OUT ---->>			
07:40	5 ROCA H Player IN <<----			
07:40	7 SILVA JM Player IN <<----			
07:40	9 PESSOA N Player IN <<----			
07:28				8 ABLORH E 2 Pts paint missed (2 Out)
07:26	13 MIRANDO L Defensive Rebound			
07:05	5 ROCA H 2-Pts made (2 In)	61-46	+15	
06:41		61-48	+13	11 KOHLSTROM P 2-Pts paint made (2 In)
06:23	5 ROCA H Offensive foul			
06:23	5 ROCA H Turnover			
06:23				8 ABLORH E Foul On
06:23				8 ABLORH E Steal
06:11	7 SILVA JM Personal foul			
06:11				8 ABLORH E Foul On
06:01	13 MIRANDO L Personal foul			
06:01				9 WALLIN D Foul On
06:01				9 WALLIN D Free Throw missed (1 Out)
05:59				9 WALLIN D Free Throw missed (1 Out)
05:55				14 LINDEN J Offensive Rebound
05:44				8 ABLORH E 2-Pts missed (2 out)
05:31				9 WALLIN D Personal foul
05:31	7 SILVA JM Foul On			
05:25				9 WALLIN D Personal foul
05:25	9 PESSOA N Foul On			
05:25				Time out
05:25				9 WALLIN D Player OUT ---->>
05:25				5 GUSTAVSSON J Player IN <<----
05:05	12 LIMA E 2-Pts made (2 In)	63-48	+15	
04:54	7 SILVA JM Personal foul			
04:54				8 ABLORH E Foul On
04:54		63-49	+14	8 ABLORH E Free Throw made (1 In)
04:52		63-50	+13	8 ABLORH E Free Throw made (1 In)
04:34	7 SILVA JM 2-Pts paint made (2 In)	65-50	+15	
04:34	7 SILVA JM Foul On			
04:34				13 LARSSON T Personal foul
04:32	7 SILVA JM Free Throw missed (1 Out)			
04:29	13 MIRANDO L Offensive Rebound			
04:29	13 MIRANDO L 2 Pts paint missed (2 Out)			
04:20				8 ABLORH E Defensive Rebound
04:08				8 ABLORH E Turnover
04:04	9 PESSOA N 2-Pts paint made (2 In)	67-50	+17	
03:45				14 LINDEN J Assist



## PLAY BY PLAY

文字比分播报

**BRA 75 vs 56 SWE**

**Attendance: 8854**

Game Time	BRA - Brazil	Score	Lead	SWE - Sweden
03:43		67-52	+15	11 KOHLSTROM P 2-Pts paint made (2 In)
03:17	12 LIMA E 2-Pts missed (2 out)			
03:14	7 SILVA JM Offensive Rebound			
03:14	7 SILVA JM 2-Pts paint made (2 In)	69-52	+17	
03:02				11 KOHLSTROM P 2-Pts missed (2 out)
02:57	13 MIRANDO L Defensive Rebound			
02:40	9 PESSOA N Assist			
02:32	9 PESSOA N 2-Pts paint made (2 In)	71-52	+19	
02:30				8 ABLORH E 3-Pts missed (3 Out)
02:28	13 MIRANDO L Defensive Rebound			
02:18	7 SILVA JM 2-Pts made (2 In)	73-52	+21	
02:18				Time out
02:18	5 ROCA H Player OUT ---->>			
02:18	7 SILVA JM Player OUT ---->>			
02:18	10 SILVA SANDOVAL F Player IN <<----			
02:18	10 SILVA SANDOVAL F Player OUT ---->>			
02:18	10 SILVA SANDOVAL F Player IN <<----			
02:18	14 ALEXANDRE S Player IN <<----			
02:18				5 GUSTAVSSON J Player OUT ---->>
02:18				6 LARSSON N Player IN <<----
02:18				13 LARSSON T Player OUT ---->>
02:18				15 MENG R Player IN <<----
01:59		73-54	+19	11 KOHLSTROM P 2-Pts made (2 In)
01:33	13 MIRANDO L Turnover			
01:19				11 KOHLSTROM P 2-Pts missed (2 out)
01:17	9 PESSOA N Defensive Rebound			
01:01	10 SILVA SANDOVAL F 2 Pts paint missed (2 Out)			
00:58				14 LINDEN J Defensive Rebound
00:50		73-56	+17	14 LINDEN J 2-Pts paint made (2 In)
00:50				15 MENG R Assist
00:50	9 PESSOA N Player OUT ---->>			
00:50	13 MIRANDO L Player OUT ---->>			
00:50	11 SILVA JUNIOR G Player IN <<----			
00:50	11 SILVA JUNIOR G Player OUT ---->>			
00:50	11 SILVA JUNIOR G Player IN <<----			
00:50	15 SILVA D Player IN <<----			
00:35	15 SILVA D 2-Pts paint made (2 In)	75-56	+19	
00:23				8 ABLORH E 2-Pts missed (2 out)
00:23	12 LIMA E Defensive Rebound			
00:23	11 SILVA JUNIOR G Foul On			
00:23				8 ABLORH E Personal foul
00:10	15 SILVA D Turnover			



## PLAY BY PLAY

文字比分播报

**BRA 75 vs 56 SWE**

**Attendance: 8854**

Game Time	BRA - Brazil	Score	Lead	SWE - Sweden
00:10				15 MENG R Steal



## RESULTS

比赛成绩

### BRA 41 vs 23 SWE

Attendance: 8854

Referee: GAUTHIER Sebastien (CAN)

Commissioner: COSSAER Dirk Lodewijk M (BEL)

Umpires: WALLAART Edwin Frank (NED); PAVLOPOULOS Adrianos (GRE)

Classifier: PERRIMAN Don (AUS)

		Q1		Q2	
Scoring by 5 min intervals:	BRA	14	25	35	41
	SWE	5	11	19	23

#### BRA - BRAZIL

No.	Name	Sport Class	MIN	Field Goals		2 Points		3 Points		Free Throws		Rebounds			AS	TO	ST	BS	PF	FO	PTS	
				M/A	%	M/A	%	M/A	%	M/A	%	OR	DR	TOT								
*5	ROCA Heriberto	1.0	20:00	2/2	100	2/2	100					1	1		1				1		4	
*7	SILVA Jose Marcos	4.0	20:00	7/12	58	7/12	58			0/1	0	3	1	4			2		2	3	14	
*9	PESSOA Nilton	2.0	20:00	2/5	40	2/5	40						1	1	4				1	1	4	
*12	LIMA Everaldo	2.5	20:00	2/5	40	2/5	40			1/2	50		2	2	6	1			1	1	5	
*13	MIRANDO Leandro	4.5	14:18	4/12	33	4/12	33			2/2	100	6	5	11			1		1	2	10	
4	SILVA Jose Ricardo (C)	1.5	00:00																		0	
6	SILVA Erick	3.5	00:00																		0	
8	NUNES Irio	4.5	05:42	2/5	40	2/4	50	0/1	0			2	1	3		1	1				4	
10	SILVA SANDOVAL Francisco	3.0	00:00																		0	
11	SILVA JUNIOR Gelson	3.5	00:00																		0	
14	ALEXANDRE Sergio	2.0	00:00																		0	
15	SILVA Douglas	3.0	00:00																		0	
Team/Coach																						
<b>Totals</b>				19/41	46	19/40	48	0/1	0	3/5	60	12	10	22	10	3	4			6	7	41
<b>Coach</b>		SILVA Itamar Luiz																				
<b>Assistant Coach</b>		SILVA SANTOS Sileno																				

#### SWE - SWEDEN

No.	Name	Sport Class	MIN	Field Goals		2 Points		3 Points		Free Throws		Rebounds			AS	TO	ST	BS	PF	FO	PTS	
				M/A	%	M/A	%	M/A	%	M/A	%	OR	DR	TOT								
*5	GUSTAVSSON Joachim	3.5	10:00	1/1	100	1/1	100						2	2		3			2		2	
*6	LARSSON Niclas	1.0	06:12												1				1		0	
*9	WALLIN Dan	4.0	12:55	3/7	43	3/7	43					1	3	4					2	1	6	
*10	HAIDARI Hussein	3.0	07:53	2/2	100	2/2	100			1/1	100			1						2	5	
*11	KOHLSTROM Peter	2.5	11:54	1/5	20	1/5	20						1	1					1		2	
4	NYLANDER Patrik	2.0	05:42												1						0	
7	BYQVIST Per	3.0	04:18																		0	
8	ABLORH Enoch (C)	4.0	07:05	2/3	67	2/3	67						1	1		3	1		1	2	4	
12	AKERBERG Thomas	3.0	00:46	0/1	0			0/1	0												0	
13	LARSSON Thomas	1.0	08:06										2	2							0	
14	LINDEN Joakim	2.5	13:48	1/2	50	1/2	50								1	2					2	
15	MENG Robin	3.0	11:21	1/1	100	1/1	100			0/2	0		1	1	1	2	2			1	2	
Team/Coach																						
<b>Totals</b>				11/22	50	11/21	52	0/1	0	1/3	33	1	11	12	3	12	3			7	6	23
<b>Coach</b>		LOPES Ines																				
<b>Assistant Coach</b>		ANDERSSON Lars Gunnar																				

	BRA	SWE
Points from Turnovers	12	2
Points in the Paint	30	12
Second Chance Points	18	2
Fast Break Points	0	0

	BRA	SWE
Biggest Lead	20	2
Biggest Scoring Run	9-0(27-11)	3-0(8-5)
Lead Changes	1	
Times Tied	1	

#### Legend:

%	Shooting Percentage	(C)	Captain	*	Starters	AS	Assists
BS	Blocked Shots	DR	Defensive Rebounds	FO	Fouls On	M/A	Made/Attempts
MIN	Minutes Played	OR	Offensive Rebounds	PF	Fouls	PTS	Points
Qx	Quarter Time	ST	Steals	TO	Turnovers	TOT	Total Rebounds





## RESULTS

比赛成绩

### BRA 75 vs 56 SWE

Attendance: 8854

Referee: GAUTHIER Sebastien (CAN)

Commissioner: COSSAER Dirk Lodewijk M (BEL)

Umpires: WALLAART Edwin Frank (NED); PAVLOPOULOS Adrianos (GRE)

Classifier: PERRIMAN Don (AUS)

		Q1		Q2		Q3		Q4	
Scoring by 5 min intervals:	<b>BRA</b>	14	25	35	41	47	57	63	75
	<b>SWE</b>	5	11	19	23	30	39	48	56

#### BRA - BRAZIL

No.	Name	Sport Class	MIN	Field Goals		2 Points		3 Points		Free Throws		Rebounds			AS	TO	ST	BS	PF	FO	PTS	
				M/A	%	M/A	%	M/A	%	M/A	%	OR	DR	TOT								
*5	ROCA Heriberto	1.0	32:37	4/5	80	4/5	80					1	1		2				3		8	
*7	SILVA Jose Marcos	4.0	28:46	10/17	59	10/17	59			0/2	0	4	2	6	1	3			4	5	20	
*9	PESSOA Nilton	2.0	35:42	5/9	56	5/9	56					1	2	3	5		1		2	2	10	
*12	LIMA Everaldo	2.5	40:00	7/14	50	7/14	50			1/2	50	4	4	4	6	1	1		2	1	15	
*13	MIRANDO Leandro	4.5	28:44	6/17	35	6/17	35			2/3	67	8	9	17		1	1		3	3	14	
4	SILVA Jose Ricardo (C)	1.5	05:05												1	1			1		0	
6	SILVA Erick	3.5	08:56	0/1	0	0/1	0						1	1		1			1		0	
8	NUNES Irio	4.5	10:26	2/5	40	2/4	50	0/1	0	2/2	100	2	2	4		1	1		1	2	6	
10	SILVA SANDOVAL Francisco	3.0	02:18	0/1	0	0/1	0														0	
11	SILVA JUNIOR Gelson	3.5	00:50																	1	0	
14	ALEXANDRE Sergio	2.0	05:46	0/2	0	0/2	0								1						0	
15	SILVA Douglas	3.0	00:50	1/1	100	1/1	100									1					2	
Team/Coach																						
<b>Totals</b>				35/72	49	35/71	49	0/1	0	5/9	56	16	20	36	13	9	7			17	14	75
<b>Coach</b>		SILVA Itamar Luiz																				
<b>Assistant Coach</b>		SILVA SANTOS Sileno																				

#### SWE - SWEDEN

No.	Name	Sport Class	MIN	Field Goals		2 Points		3 Points		Free Throws		Rebounds			AS	TO	ST	BS	PF	FO	PTS	
				M/A	%	M/A	%	M/A	%	M/A	%	OR	DR	TOT								
*5	GUSTAVSSON Joachim	3.5	23:07	4/6	67	4/6	67					2	3	5		3			2		8	
*6	LARSSON Niclas	1.0	08:30												1				1		0	
*9	WALLIN Dan	4.0	17:30	4/8	50	4/8	50			0/2	0	1	3	4					4	2	8	
*10	HAIDARI Hussein	3.0	07:53	2/2	100	2/2	100			1/1	100				1					2	5	
*11	KOHLSTROM Peter	2.5	31:54	8/16	50	8/16	50			4/5	80		2	2		1	1		1	3	20	
4	NYLANDER Patrik	2.0	15:42	0/1	0			0/1	0							1					0	
7	BYQVIST Per	3.0	14:18	0/3	0	0/3	0			1/2	50	1	2	3					2	2	1	
8	ABLORH Enoch (C)	4.0	17:05	2/7	29	2/6	33	0/1	0	2/2	100		4	4	1	4	2		2	6	6	
12	AKERBERG Thomas	3.0	06:46	0/2	0	0/1	0	0/1	0			1	2	3		3			1		0	
13	LARSSON Thomas	1.0	15:48										2	2					1		0	
14	LINDEN Joakim	2.5	27:48	3/4	75	3/4	75					1	3	4	2	2	1			1	6	
15	MENG Robin	3.0	13:39	1/1	100	1/1	100			0/2	0		1	1	2	2	3			1	2	
Team/Coach																						
<b>Totals</b>				24/50	48	24/47	51	0/3	0	8/14	57	6	24	30	6	17	7			14	17	56
<b>Coach</b>		LOPES Ines																				
<b>Assistant Coach</b>		ANDERSSON Lars Gunnar																				

	BRA	SWE
Points from Turnovers	20	2
Points in the Paint	48	24
Second Chance Points	20	6
Fast Break Points	0	0

	BRA	SWE
Biggest Lead	21	2
Biggest Scoring Run	9-0(27-11)	7-0(59-46)
Lead Changes	1	
Times Tied	1	

#### Legend:

%	Shooting Percentage	(C)	Captain	*	Starters	AS	Assists
BS	Blocked Shots	DR	Defensive Rebounds	FO	Fouls On	M/A	Made/Attempts
MIN	Minutes Played	OR	Offensive Rebounds	OTx	Overtime	PF	Fouls
PTS	Points	Qx	Quarter Time	ST	Steals	TO	Turnovers
TOT	Total Rebounds						



## RESULTS

比赛成绩

### BRA 75 vs 56 SWE

Attendance: 8854

Referee: GAUTHIER Sebastien (CAN)

Commissioner: COSSAER Dirk Lodewijk M (BEL)

Umpires: WALLAART Edwin Frank (NED); PAVLOPOULOS Adrianos (GRE)

Classifier: PERRIMAN Don (AUS)

		Q1		Q2		Q3		Q4	
Scoring by 5 min intervals:	<b>BRA</b>	14	25	35	41	47	57	63	75
	<b>SWE</b>	5	11	19	23	30	39	48	56

#### BRA - BRAZIL

No.	Name	Sport Class	MIN	Field Goals		2 Points		3 Points		Free Throws		Rebounds			AS	TO	ST	BS	PF	FO	PTS	
				M/A	%	M/A	%	M/A	%	M/A	%	OR	DR	TOT								
*5	ROCA Heriberto	1.0	32:37	4/5	80	4/5	80					1	1		2				3		8	
*7	SILVA Jose Marcos	4.0	28:46	10/17	59	10/17	59			0/2	0	4	2	6	1	3			4	5	20	
*9	PESSOA Nilton	2.0	35:42	5/9	56	5/9	56					1	2	3	5		1		2	2	10	
*12	LIMA Everaldo	2.5	40:00	7/14	50	7/14	50			1/2	50	4	4	4	6	1	1		2	1	15	
*13	MIRANDO Leandro	4.5	28:44	6/17	35	6/17	35			2/3	67	8	9	17	1	1			3	3	14	
4	SILVA Jose Ricardo (C)	1.5	05:05												1	1			1		0	
6	SILVA Erick	3.5	08:56	0/1	0	0/1	0						1	1		1			1		0	
8	NUNES Irio	4.5	10:26	2/5	40	2/4	50	0/1	0	2/2	100	2	2	4		1	1		1	2	6	
10	SILVA SANDOVAL Francisco	3.0	02:18	0/1	0	0/1	0														0	
11	SILVA JUNIOR Gelson	3.5	00:50																	1	0	
14	ALEXANDRE Sergio	2.0	05:46	0/2	0	0/2	0								1						0	
15	SILVA Douglas	3.0	00:50	1/1	100	1/1	100									1					2	
Team/Coach																						
<b>Totals</b>				35/72	49	35/71	49	0/1	0	5/9	56	16	20	36	13	9	7			17	14	75
<b>Coach</b>		SILVA Itamar Luiz																				
<b>Assistant Coach</b>		SILVA SANTOS Sileno																				

#### SWE - SWEDEN

No.	Name	Sport Class	MIN	Field Goals		2 Points		3 Points		Free Throws		Rebounds			AS	TO	ST	BS	PF	FO	PTS	
				M/A	%	M/A	%	M/A	%	M/A	%	OR	DR	TOT								
*5	GUSTAVSSON Joachim	3.5	23:07	4/6	67	4/6	67					2	3	5		3			2		8	
*6	LARSSON Niclas	1.0	08:30												1				1		0	
*9	WALLIN Dan	4.0	17:30	4/8	50	4/8	50			0/2	0	1	3	4					4	2	8	
*10	HAIDARI Hussein	3.0	07:53	2/2	100	2/2	100			1/1	100				1					2	5	
*11	KOHLSTROM Peter	2.5	31:54	8/16	50	8/16	50			4/5	80		2	2		1	1		1	3	20	
4	NYLANDER Patrik	2.0	15:42	0/1	0			0/1	0							1					0	
7	BYQVIST Per	3.0	14:18	0/3	0	0/3	0			1/2	50	1	2	3					2	2	1	
8	ABLORH Enoch (C)	4.0	17:05	2/7	29	2/6	33	0/1	0	2/2	100		4	4	1	4	2		2	6	6	
12	AKERBERG Thomas	3.0	06:46	0/2	0	0/1	0	0/1	0			1	2	3		3			1		0	
13	LARSSON Thomas	1.0	15:48	1/1	100	1/1	100						2	2					1		2	
14	LINDEN Joakim	2.5	27:48	3/4	75	3/4	75					1	3	4	2	2	1			1	6	
15	MENG Robin	3.0	13:39							0/2	0		1	1	2	2	3			1	0	
Team/Coach																						
<b>Totals</b>				24/50	48	24/47	51	0/3	0	8/14	57	6	24	30	6	17	7			14	17	56
<b>Coach</b>		LOPES Ines																				
<b>Assistant Coach</b>		ANDERSSON Lars Gunnar																				

	BRA	SWE
Points from Turnovers	20	2
Points in the Paint	48	24
Second Chance Points	20	6
Fast Break Points	0	0

	BRA	SWE
Biggest Lead	21	2
Biggest Scoring Run	9-0(27-11)	7-0(59-46)
Lead Changes	1	
Times Tied	1	

#### Legend:

%	Shooting Percentage	(C)	Captain	*	Starters	AS	Assists
BS	Blocked Shots	DR	Defensive Rebounds	FO	Fouls On	M/A	Made/Attempts
MIN	Minutes Played	OR	Offensive Rebounds	OTx	Overtime	PF	Fouls
PTS	Points	Qx	Quarter Time	ST	Steals	TO	Turnovers
TOT	Total Rebounds						



## START LIST

首发名单

### RSA - CHN

**Referee:** BURFORD Jonathon Blake (USA)  
**Umpires:** KANNO Eisuke (JPN); VILJANEN Seppo Olavi (CZE)

**Commissioner:** REHLING Detlef Klaus (GER)  
**Classifier:** DINH Trian Tan (FRA)

#### RSA - South Africa

No.	Name	Pos	Age	Sport Class	Current Games Statistics							
					PPG	FG%	3FG%	FT%	RPG	APG	MPG (GP)	
4	RETIEF Marcus	F	32	1.0	1.2	60				0.6		13:48 (5)
5	HARTNICK Shaun	F	34	1.0	0.0							06:26 (2)
6	WILLIAMS Ralph	G	38	2.0	2.0	50				1.0		11:25 (3)
7	TAYLOR Nicholas	G	28	2.0	15.0	53	47	50	4.4	3.2	34:27 (5)	
8	GOVENDER Justin	F	30	1.0	2.8	50			2.0	0.8	22:17 (5)	
9	GUMBI Siphamandla	G	33	3.0	0.7	20			0.3		05:34 (3)	
10	PAPENFUS Marius (C)	G	30	2.5	7.2	42	0	100	2.8	1.8	30:14 (5)	
11	ZONKE Thandile	G	26	3.5	2.7	33	0		0.7	1.3	10:53 (3)	
12	CURLE David Nathaniel	F	26	3.5	7.8	35	33	42	5.8	1.4	33:37 (5)	
13	WAITES Grant	F	35	4.0	1.3	29	0	50	1.8		06:27 (4)	
14	NEL Jeremy	F	35	4.0	0.8	18		0	3.4	0.2	11:27 (5)	
15	NORTJE Richard	F	27	4.5	17.4	44	0	58	8.6	1.4	28:57 (5)	
Team			31.2		56.4	42	36	57	30.2	9.6		
<b>Coach</b>		SIERRA Vivian										
<b>Assistant Coach</b>		MOSUOE Kelebone										

RSA Played		
PR	IRI	62-73
PR	CAN	55-80
PR	GER	43-96
PR	SWE	64-58
PR	JPN	58-60

#### CHN - China

No.	Name	Pos	Age	Sport Class	Current Games Statistics							
					PPG	FG%	3FG%	FT%	RPG	APG	MPG (GP)	
4	CHEN Guojun	C	24	4.0	3.0	42	0	67	3.8		12:27 (4)	
5	HUANG Xunan	F	23	4.0	5.8	39	0	100	3.8	0.6	19:23 (5)	
6	YANG Lei	C	25	3.5	5.2	25	0	40	4.0	0.6	25:56 (5)	
7	ZHANG Lei	C	22	4.5	0.0						00:00 (0)	
8	DING Hai	C	21	4.5	12.6	42	33	57	8.6	1.0	24:35 (5)	
9	XU Hang	F	20	2.5	0.7	17			0.7		04:10 (3)	
10	LIN Yin Hai	F	21	3.5	0.0						00:37 (1)	
11	QU Huanjian	F	23	2.0	2.6	29		25	3.6	1.0	27:22 (5)	
12	GUO Yandong	F/G	21	2.0	3.6	53		100	1.6	0.8	16:55 (5)	
13	LI Pengcheng	G	27	2.0	4.2	31		100	1.6	2.6	25:51 (5)	
14	CHEN Haijiang	G	32	2.0	3.0	21		25	2.8	2.2	33:19 (5)	
15	CHEN Qi (C)	F/G	32	1.5	0.8	29			0.2	0.4	14:02 (5)	
Team			24.3		40.6	33	13	60	29.6	9.2		
<b>Coach</b>		XU Yuansheng										
<b>Assistant Coach</b>		ZHAI Yongjun										

CHN Played		
PR	GBR	34-81
PR	ISR	41-80
PR	AUS	44-79
PR	USA	38-97
PR	BRA	46-65

**Legend:**

3FG%	3 Field Goals %	APG	Assists per Game	C	Centre	F	Forward
FG%	Field Goals %	FT%	Free Throws %	G	Guard	GP	Games Played
MPG	Minutes Played per Game	Pos	Playing Position	PPG	Points per Game	PR	Preliminary Round
RPG	Rebounds per Game						



## START LIST

首发名单

### RSA - CHN

**Referee:** BURFORD Jonathon Blake (USA)  
**Umpires:** KANNO Eisuke (JPN); VILJANEN Seppo Olavi (CZE)

**Commissioner:** REHLING Detlef Klaus (GER)  
**Classifier:** DINH Trian Tan (FRA)

#### RSA - South Africa

No.	Name	Pos	Age	Sport Class	Current Games Statistics							
					PPG	FG%	3FG%	FT%	RPG	APG	MPG (GP)	
4	RETIEF Marcus	F	32	1.0	1.2	60				0.6		13:48 (5)
5	HARTNICK Shaun	F	34	1.0	0.0							06:26 (2)
6	WILLIAMS Ralph	G	38	2.0	2.0	50				1.0		11:25 (3)
7	TAYLOR Nicholas	G	28	2.0	15.0	53	47	50	4.4	3.2	34:27 (5)	
8	GOVENDER Justin	F	30	1.0	2.8	50			2.0	0.8	22:17 (5)	
9	GUMBI Siphamandla	G	33	3.0	0.7	20			0.3		05:34 (3)	
10	PAPENFUS Marius (C)	G	30	2.5	7.2	42	0	100	2.8	1.8	30:14 (5)	
11	ZONKE Thandile	G	26	3.5	2.7	33	0		0.7	1.3	10:53 (3)	
12	CURLE David Nathaniel	F	26	3.5	7.8	35	33	42	5.8	1.4	33:37 (5)	
13	WAITES Grant	F	35	4.0	1.3	29	0	50	1.8		06:27 (4)	
14	NEL Jeremy	F	35	4.0	0.8	18		0	3.4	0.2	11:27 (5)	
15	NORTJE Richard	F	27	4.5	17.4	44	0	58	8.6	1.4	28:57 (5)	
Team			31.2		56.4	42	36	57	30.2	9.6		
<b>Coach</b>		SIERRA Vivian										
<b>Assistant Coach</b>		MOSUOE Kelebone										

RSA Played		
PR	IRI	62-73
PR	CAN	55-80
PR	GER	43-96
PR	SWE	64-58
PR	JPN	58-60

#### CHN - China

No.	Name	Pos	Age	Sport Class	Current Games Statistics							
					PPG	FG%	3FG%	FT%	RPG	APG	MPG (GP)	
4	CHEN Guojun	C	24	4.0	3.0	42	0	67	3.8		12:27 (4)	
5	HUANG Xunan	F	23	4.0	5.8	39	0	100	3.8	0.6	19:23 (5)	
6	YANG Lei	C	25	3.5	5.2	25	0	40	4.0	0.6	25:56 (5)	
7	ZHANG Lei	C	22	4.5	0.0						00:00 (0)	
8	DING Hai	C	21	4.5	12.6	42	33	57	8.6	1.0	24:35 (5)	
9	XU Hang	F	20	2.5	0.7	17			0.7		04:10 (3)	
10	LIN Yin Hai	F	21	3.5	0.0						00:37 (1)	
11	QU Huanjian	F	23	2.0	2.6	29		25	3.6	1.0	27:22 (5)	
12	GUO Yandong	F/G	21	2.0	3.6	53		100	1.6	0.8	16:55 (5)	
13	LI Pengcheng	G	27	2.0	4.2	31		100	1.6	2.6	25:51 (5)	
14	CHEN Haijiang	G	32	2.0	3.0	21		25	2.8	2.2	33:19 (5)	
15	CHEN Qi (C)	F/G	32	1.5	0.8	29			0.2	0.4	14:02 (5)	
Team			24.3		40.6	33	13	60	29.6	9.2		
<b>Coach</b>		XU Yuansheng										
<b>Assistant Coach</b>		ZHAI Yongjun										

CHN Played		
PR	GBR	34-81
PR	ISR	41-80
PR	AUS	44-79
PR	USA	38-97
PR	BRA	46-65

**Legend:**

3FG%	3 Field Goals %	APG	Assists per Game	C	Centre	F	Forward
FG%	Field Goals %	FT%	Free Throws %	G	Guard	GP	Games Played
MPG	Minutes Played per Game	Pos	Playing Position	PPG	Points per Game	PR	Preliminary Round
RPG	Rebounds per Game						



## PLAY BY PLAY

文字比分播报

RSA 32 vs 29 CHN

Attendance: 8854

		Q1		Q2	
Scoring by 5 min intervals:	RSA	5	13	23	32
	CHN	8	14	23	29

### FIRST QUARTER

#### Quarter Starters:

RSA 7 TAYLOR N      8 GOVENDER J      9 GUMBI S      12 CURLE DN      15 NORTJE R  
CHN 6 YANG L      8 DING H      11 QU H      13 LI P      14 CHEN H

Game Time	RSA - South Africa	Score	Lead	CHN - China
10:00	7 TAYLOR N Player IN <<----			
10:00	8 GOVENDER J Player IN <<----			
10:00	9 GUMBI S Player IN <<----			
10:00	12 CURLE DN Player IN <<----			
10:00	15 NORTJE R Player IN <<----			
10:00				6 YANG L Player IN <<----
10:00				8 DING H Player IN <<----
10:00				11 QU H Player IN <<----
10:00				13 LI P Player IN <<----
10:00				14 CHEN H Player IN <<----
10:00	15 NORTJE R Tap off lost			6 YANG L Tap off won
09:48		0-2	-2	8 DING H 2-Pts paint made (2 In)
09:31	7 TAYLOR N 3-Pts missed (3 Out)			
09:30				8 DING H Defensive Rebound
09:23	7 TAYLOR N Personal foul			
09:23				8 DING H Foul On
09:16		0-4	-4	6 YANG L 2-Pts made (2 In)
09:00	15 NORTJE R 2-Pts missed (2 out)			
08:58				6 YANG L Defensive Rebound
08:53		0-6	-6	6 YANG L 2-Pts paint made (2 In)
08:37	15 NORTJE R 2 Pts paint missed (2 Out)			
08:36				8 DING H Defensive Rebound
08:34	12 CURLE DN Steal			
08:34				11 QU H Turnover
08:27				14 CHEN H Personal foul
08:27	12 CURLE DN Foul On			
08:27	15 NORTJE R Player OUT ---->>			
08:27	13 WAITES G Player IN <<----			
08:27	12 CURLE DN Free Throw missed (1 Out)			
08:27	12 CURLE DN Free Throw made (1 In)	1-6	-5	
08:13				6 YANG L 2 Pts paint missed (2 Out)
08:13	13 WAITES G Defensive Rebound			
08:13				8 DING H Personal foul
08:13	13 WAITES G Foul On			



## PLAY BY PLAY

文字比分播报

RSA 32 vs 29 CHN

Attendance: 8854

Game Time	RSA - South Africa	Score	Lead	CHN - China
07:57	12 CURLE DN 2 Pts paint missed (2 Out)			
07:56				8 DING H Defensive Rebound
07:51				6 YANG L Turnover
07:27	12 CURLE DN 2-Pts missed (2 out)			
07:26	7 TAYLOR N Offensive Rebound			
07:17	13 WAITES G 2 Pts paint missed (2 Out)			
07:16				Defensive Rebound
07:16	7 TAYLOR N Player OUT ---->>			
07:16	10 PAPENFUS M Player IN <<----			
07:00				13 LI P 2-Pts missed (2 out)
06:59	12 CURLE DN Defensive Rebound			
06:45	10 PAPENFUS M 2 Pts paint missed (2 Out)			
06:42	10 PAPENFUS M Offensive Rebound			
06:42	10 PAPENFUS M 2 Pts paint missed (2 Out)			
06:39	9 GUMBI S Offensive Rebound			
06:33	9 GUMBI S 2-Pts made (2 In)	3-6	-3	
06:12	9 GUMBI S Personal foul			
06:12				13 LI P Foul On
06:06		3-8	-5	8 DING H 2-Pts made (2 In)
05:46	13 WAITES G 2-Pts paint made (2 In)	5-8	-3	
05:40	8 GOVENDER J Assist			
05:25				6 YANG L 2-Pts missed (2 out)
05:23				14 CHEN H Offensive Rebound
05:21				6 YANG L 2-Pts missed (2 out)
05:20	13 WAITES G Defensive Rebound			
05:09	13 WAITES G 2-Pts missed (2 out)			
05:09				6 YANG L Blocked Shot
05:09	Offensive Rebound			
05:09				11 QU H Player OUT ---->>
05:09				12 GUO Y Player IN <<----
04:55	10 PAPENFUS M 2 Pts paint missed (2 Out)			
04:54				8 DING H Defensive Rebound
04:50				13 LI P Offensive foul
04:50				13 LI P Turnover
04:50	12 CURLE DN Time out			
04:50	12 CURLE DN Steal			
04:35	13 WAITES G 2-Pts paint made (2 In)	7-8	-1	
04:34	9 GUMBI S Assist			
04:19		7-10	-3	8 DING H 2-Pts made (2 In)
03:52	9 GUMBI S 3-Pts made (3 In)	10-10	0	
03:35				13 LI P 2-Pts missed (2 out)
03:33	13 WAITES G Defensive Rebound			



## PLAY BY PLAY

文字比分播报

RSA 32 vs 29 CHN

Attendance: 8854

Game Time	RSA - South Africa	Score	Lead	CHN - China
03:30	9 GUMBI S Turnover			
03:30	10 PAPENFUS M Steal			
03:30				6 YANG L Turnover
03:17				13 LI P Personal foul
03:17	12 CURLE DN Foul On			
03:07	8 GOVENDER J 2 Pts paint missed (2 Out)			
03:07				8 DING H Defensive Rebound
03:07	10 PAPENFUS M Personal foul			
03:07				8 DING H Foul On
02:48				13 LI P 2 Pts paint missed (2 Out)
02:46				6 YANG L Offensive Rebound
02:46				6 YANG L 2 Pts paint missed (2 Out)
02:43				12 GUO Y Offensive Rebound
02:26		10-12	-2	6 YANG L 2-Pts made (2 In)
02:18				6 YANG L Personal foul
02:18	12 CURLE DN Foul On			
02:17	12 CURLE DN Free Throw missed (1 Out)			
02:10	13 WAITES G Offensive Rebound			
02:10	13 WAITES G 2 Pts paint missed (2 Out)			
02:09	13 WAITES G Offensive Rebound			
02:09	13 WAITES G 2 Pts paint missed (2 Out)			
02:04				8 DING H Defensive Rebound
02:01	12 CURLE DN 2-Pts paint made (2 In)	12-12	0	
01:52				12 GUO Y 2 Pts paint missed (2 Out)
01:43	12 CURLE DN Defensive Rebound			
01:41				6 YANG L Personal foul
01:41	10 PAPENFUS M Foul On			
01:41	10 PAPENFUS M Free Throw made (1 In)	13-12	+1	
01:41	10 PAPENFUS M Free Throw missed (1 Out)			
01:40				8 DING H Defensive Rebound
01:15				6 YANG L 2 Pts paint missed (2 Out)
01:14				14 CHEN H Offensive Rebound
01:08		13-14	-1	12 GUO Y 2-Pts paint made (2 In)
01:06				6 YANG L Assist
00:45	9 GUMBI S 2-Pts missed (2 out)			
00:44				Defensive Rebound
00:26	8 GOVENDER J Personal foul			
00:26				8 DING H Foul On
00:13				13 LI P 2 Pts paint missed (2 Out)
00:12	13 WAITES G Defensive Rebound			
00:03	10 PAPENFUS M 2-Pts missed (2 out)			
00:01	12 CURLE DN Offensive Rebound			



## PLAY BY PLAY

文字比分播报

RSA 32 vs 29 CHN

Attendance: 8854

Game Time	RSA - South Africa	Score	Lead	CHN - China
00:01	12 CURLE DN 2 Pts paint missed (2 Out)			
00:01	13 WAITES G Offensive Rebound			
00:01	13 WAITES G 2 Pts paint missed (2 Out)			
00:01				8 DING H Defensive Rebound

## SECOND QUARTER

### Quarter Starters:

**RSA** 8 GOVENDER J      9 GUMBI S      10 PAPENFUS M      12 CURLE DN      13 WAITES G  
**CHN** 6 YANG L      8 DING H      12 GUO Y      13 LI P      14 CHEN H

Game Time	RSA - South Africa	Score	Lead	CHN - China
10:00	8 GOVENDER J Player IN <<----			
10:00	8 GOVENDER J Player OUT ---->>			
10:00	8 GOVENDER J Player IN <<----			
10:00	9 GUMBI S Player IN <<----			
10:00	10 PAPENFUS M Player IN <<----			
10:00	12 CURLE DN Player IN <<----			
10:00	13 WAITES G Player IN <<----			
10:00				6 YANG L Player IN <<----
10:00				8 DING H Player IN <<----
10:00				12 GUO Y Player IN <<----
10:00				13 LI P Player IN <<----
10:00				14 CHEN H Player IN <<----
00:00	Tap off situation, throw-in			
09:49	10 PAPENFUS M 2-Pts missed (2 out)			
09:45				8 DING H Defensive Rebound
09:30				8 DING H 2-Pts missed (2 out)
09:28				12 GUO Y Offensive Rebound
09:26		13-16	-3	8 DING H 2-Pts paint made (2 In)
09:26				6 YANG L Assist
09:07				12 GUO Y Personal foul
09:07	9 GUMBI S Foul On			
08:53	9 GUMBI S 2-Pts missed (2 out)			
08:52				8 DING H Defensive Rebound
08:48	8 GOVENDER J Personal foul			
08:48				6 YANG L Foul On
08:48	9 GUMBI S Player OUT ---->>			
08:48	10 PAPENFUS M Player OUT ---->>			
08:48	7 TAYLOR N Player IN <<----			
08:48	11 ZONKE T Player IN <<----			
08:48				6 YANG L Free Throw missed (1 Out)
08:48		13-17	-4	6 YANG L Free Throw made (1 In)
08:19	11 ZONKE T 2-Pts made (2 In)	15-17	-2	





## PLAY BY PLAY

文字比分播报

RSA 32 vs 29 CHN

Attendance: 8854

Game Time	RSA - South Africa	Score	Lead	CHN - China
08:07				13 LI P 2 Pts paint missed (2 Out)
08:07	13 WAITES G Personal foul			
08:07				12 GUO Y Offensive Rebound
08:07				12 GUO Y Foul On
08:07	13 WAITES G Player OUT ---->>			
08:07	14 NEL J Player IN <<----			
08:00		15-19	-4	8 DING H 2-Pts made (2 In)
07:59				13 LI P Assist
07:41	11 ZONKE T 2-Pts made (2 In)	17-19	-2	
07:24		17-21	-4	8 DING H 2-Pts paint made (2 In)
07:23				13 LI P Assist
07:00	11 ZONKE T 2-Pts paint made (2 In)	19-21	-2	
06:59	12 CURLE DN Assist			
06:41		19-23	-4	8 DING H 2-Pts made (2 In)
06:41	14 NEL J Personal foul			
06:41				8 DING H Foul On
06:41				8 DING H Free Throw missed (1 Out)
06:39	8 GOVENDER J Defensive Rebound			
06:24	8 GOVENDER J 2-Pts paint made (2 In)	21-23	-2	
06:23	12 CURLE DN Assist			
05:55				8 DING H 2 Pts paint missed (2 Out)
05:55	Defensive Rebound			
05:37	7 TAYLOR N 2-Pts made (2 In)	23-23	0	
05:20				14 CHEN H Offensive foul
05:20				14 CHEN H Turnover
05:20	7 TAYLOR N Foul On			
05:20	7 TAYLOR N Steal			
05:20				Time out
05:12	7 TAYLOR N 3-Pts missed (3 Out)			
05:11				Defensive Rebound
04:50		23-25	-2	14 CHEN H 2-Pts made (2 In)
04:49				8 DING H Assist
04:31	7 TAYLOR N 2-Pts missed (2 out)			
04:29				8 DING H Defensive Rebound
04:17				8 DING H 2 Pts paint missed (2 Out)
04:14	12 CURLE DN Defensive Rebound			
04:14	12 CURLE DN Turnover			
04:14				6 YANG L Steal
04:14				13 LI P Turnover
04:14	12 CURLE DN Steal			
04:07				13 LI P Personal foul
04:07	12 CURLE DN Foul On			



## PLAY BY PLAY

文字比分播报

RSA 32 vs 29 CHN

Attendance: 8854

Game Time	RSA - South Africa	Score	Lead	CHN - China
04:07	7 TAYLOR N Player OUT ---->>			
04:07	6 WILLIAMS R Player IN <<----			
03:50	14 NEL J 2 Pts paint missed (2 Out)			
03:49	8 GOVENDER J Offensive Rebound			
03:41	14 NEL J 2-Pts paint made (2 In)	25-25	0	
03:40	12 CURLE DN Assist			
03:28				8 DING H 2 Pts paint missed (2 Out)
03:28				13 LI P Offensive Rebound
03:21				6 YANG L Turnover
03:21	6 WILLIAMS R Player OUT ---->>			
03:21	7 TAYLOR N Player IN <<----			
03:03	11 ZONKE T 2-Pts missed (2 out)			
03:02	14 NEL J Offensive Rebound			
02:56	11 ZONKE T 2 Pts paint missed (2 Out)			
02:56	11 ZONKE T Offensive Rebound			
02:56				6 YANG L Personal foul
02:56	11 ZONKE T Foul On			
02:56				13 LI P Player OUT ---->>
02:56				11 QU H Player IN <<----
02:46	11 ZONKE T 2 Pts paint missed (2 Out)			
02:44				8 DING H Defensive Rebound
02:26		25-27	-2	8 DING H 2-Pts paint made (2 In)
02:07	12 CURLE DN 3-Pts missed (3 Out)			
02:07				Defensive Rebound
01:55				6 YANG L Turnover
01:40	8 GOVENDER J 2 Pts paint missed (2 Out)			
01:40				8 DING H Defensive Rebound
01:40	12 CURLE DN Personal foul			
01:40				8 DING H Foul On
01:32	12 CURLE DN Personal foul			
01:32				6 YANG L Foul On
01:32				6 YANG L Free Throw missed (1 Out)
01:31				6 YANG L Free Throw missed (1 Out)
01:29				8 DING H Offensive Rebound
01:29				8 DING H 2 Pts paint missed (2 Out)
01:29	11 ZONKE T Defensive Rebound			
01:29	Time out			
01:12	11 ZONKE T 2-Pts missed (2 out)			
01:10				11 QU H Defensive Rebound
01:01		25-29	-4	8 DING H 2-Pts paint made (2 In)
00:44	7 TAYLOR N 3-Pts made (3 In)	28-29	-1	
00:29	12 CURLE DN Steal			



## PLAY BY PLAY

文字比分播报

RSA 32 vs 29 CHN

Attendance: 8854

Game Time	RSA - South Africa	Score	Lead	CHN - China
00:29				14 CHEN H Turnover
00:29				8 DING H Personal foul
00:29	7 TAYLOR N Foul On			
00:29	7 TAYLOR N Free Throw made (1 In)	29-29	0	
00:29	7 TAYLOR N Free Throw made (1 In)	30-29	+1	
00:18				12 GUO Y Offensive foul
00:18				12 GUO Y Turnover
00:18	12 CURLE DN Foul On			
00:18	12 CURLE DN Steal			
00:03	8 GOVENDER J 2-Pts paint made (2 In)	32-29	+3	
00:01	7 TAYLOR N Assist			



## PLAY BY PLAY

文字比分播报

RSA 67 vs 60 CHN

Attendance: 8854

Scoring by 5 min intervals:		Q1		Q2		Q3		Q4	
RSA		5	13	23	32	39	51	60	67
CHN		8	14	23	29	35	56	56	60

### FIRST QUARTER

#### Quarter Starters:

RSA 7 TAYLOR N      8 GOVENDER J      9 GUMBI S      12 CURLE DN      15 NORTJE R  
CHN 6 YANG L      8 DING H      11 QU H      13 LI P      14 CHEN H

Game Time	RSA - South Africa	Score	Lead	CHN - China
10:00	7 TAYLOR N Player IN <<----			
10:00	8 GOVENDER J Player IN <<----			
10:00	9 GUMBI S Player IN <<----			
10:00	12 CURLE DN Player IN <<----			
10:00	15 NORTJE R Player IN <<----			
10:00				6 YANG L Player IN <<----
10:00				8 DING H Player IN <<----
10:00				11 QU H Player IN <<----
10:00				13 LI P Player IN <<----
10:00				14 CHEN H Player IN <<----
10:00	15 NORTJE R Tap off lost			6 YANG L Tap off won
09:48		0-2	-2	8 DING H 2-Pts paint made (2 In)
09:31	7 TAYLOR N 3-Pts missed (3 Out)			
09:30				8 DING H Defensive Rebound
09:23	7 TAYLOR N Personal foul			
09:23				8 DING H Foul On
09:16		0-4	-4	6 YANG L 2-Pts made (2 In)
09:00	15 NORTJE R 2-Pts missed (2 out)			
08:58				6 YANG L Defensive Rebound
08:53		0-6	-6	6 YANG L 2-Pts paint made (2 In)
08:37	15 NORTJE R 2 Pts paint missed (2 Out)			
08:36				8 DING H Defensive Rebound
08:34	12 CURLE DN Steal			
08:34				11 QU H Turnover
08:27				14 CHEN H Personal foul
08:27	12 CURLE DN Foul On			
08:27	15 NORTJE R Player OUT ---->>			
08:27	13 WAITES G Player IN <<----			
08:27	12 CURLE DN Free Throw missed (1 Out)			
08:27	12 CURLE DN Free Throw made (1 In)	1-6	-5	
08:13				6 YANG L 2 Pts paint missed (2 Out)
08:13	13 WAITES G Defensive Rebound			
08:13				8 DING H Personal foul
08:13	13 WAITES G Foul On			



## PLAY BY PLAY

文字比分播报

RSA 67 vs 60 CHN

Attendance: 8854

Game Time	RSA - South Africa	Score	Lead	CHN - China
07:57	12 CURLE DN 2 Pts paint missed (2 Out)			
07:56				8 DING H Defensive Rebound
07:51				6 YANG L Turnover
07:27	12 CURLE DN 2-Pts missed (2 out)			
07:26	7 TAYLOR N Offensive Rebound			
07:17	13 WAITES G 2 Pts paint missed (2 Out)			
07:16				Defensive Rebound
07:16	7 TAYLOR N Player OUT ---->>			
07:16	10 PAPENFUS M Player IN <<----			
07:00				13 LI P 2-Pts missed (2 out)
06:59	12 CURLE DN Defensive Rebound			
06:45	10 PAPENFUS M 2 Pts paint missed (2 Out)			
06:42	10 PAPENFUS M Offensive Rebound			
06:42	10 PAPENFUS M 2 Pts paint missed (2 Out)			
06:39	9 GUMBI S Offensive Rebound			
06:33	9 GUMBI S 2-Pts made (2 In)	3-6	-3	
06:12	9 GUMBI S Personal foul			
06:12				13 LI P Foul On
06:06		3-8	-5	8 DING H 2-Pts made (2 In)
05:46	13 WAITES G 2-Pts paint made (2 In)	5-8	-3	
05:40	8 GOVENDER J Assist			
05:25				6 YANG L 2-Pts missed (2 out)
05:23				14 CHEN H Offensive Rebound
05:21				6 YANG L 2-Pts missed (2 out)
05:20	13 WAITES G Defensive Rebound			
05:09	13 WAITES G 2-Pts missed (2 out)			
05:09				6 YANG L Blocked Shot
05:09	Offensive Rebound			
05:09				11 QU H Player OUT ---->>
05:09				12 GUO Y Player IN <<----
04:55	10 PAPENFUS M 2 Pts paint missed (2 Out)			
04:54				8 DING H Defensive Rebound
04:50				13 LI P Offensive foul
04:50				13 LI P Turnover
04:50	12 CURLE DN Time out			
04:50	12 CURLE DN Steal			
04:35	13 WAITES G 2-Pts paint made (2 In)	7-8	-1	
04:34	9 GUMBI S Assist			
04:19		7-10	-3	8 DING H 2-Pts made (2 In)
03:52	9 GUMBI S 3-Pts made (3 In)	10-10	0	
03:35				13 LI P 2-Pts missed (2 out)
03:33	13 WAITES G Defensive Rebound			



## PLAY BY PLAY

文字比分播报

RSA 67 vs 60 CHN

Attendance: 8854

Game Time	RSA - South Africa	Score	Lead	CHN - China
03:30	9 GUMBI S Turnover			
03:30	10 PAPANFUS M Steal			
03:30				6 YANG L Turnover
03:17				13 LI P Personal foul
03:17	12 CURLE DN Foul On			
03:07	8 GOVENDER J 2 Pts paint missed (2 Out)			
03:07				8 DING H Defensive Rebound
03:07	10 PAPANFUS M Personal foul			
03:07				8 DING H Foul On
02:48				13 LI P 2 Pts paint missed (2 Out)
02:46				6 YANG L Offensive Rebound
02:46				6 YANG L 2 Pts paint missed (2 Out)
02:43				12 GUO Y Offensive Rebound
02:26		10-12	-2	6 YANG L 2-Pts made (2 In)
02:18				6 YANG L Personal foul
02:18	12 CURLE DN Foul On			
02:17	12 CURLE DN Free Throw missed (1 Out)			
02:10	13 WAITES G Offensive Rebound			
02:10	13 WAITES G 2 Pts paint missed (2 Out)			
02:09	13 WAITES G Offensive Rebound			
02:09	13 WAITES G 2 Pts paint missed (2 Out)			
02:04				8 DING H Defensive Rebound
02:01	12 CURLE DN 2-Pts paint made (2 In)	12-12	0	
01:52				12 GUO Y 2 Pts paint missed (2 Out)
01:43	12 CURLE DN Defensive Rebound			
01:41				6 YANG L Personal foul
01:41	10 PAPANFUS M Foul On			
01:41	10 PAPANFUS M Free Throw made (1 In)	13-12	+1	
01:41	10 PAPANFUS M Free Throw missed (1 Out)			
01:40				8 DING H Defensive Rebound
01:15				6 YANG L 2 Pts paint missed (2 Out)
01:14				14 CHEN H Offensive Rebound
01:08		13-14	-1	12 GUO Y 2-Pts paint made (2 In)
01:06				6 YANG L Assist
00:45	9 GUMBI S 2-Pts missed (2 out)			
00:44				Defensive Rebound
00:26	8 GOVENDER J Personal foul			
00:26				8 DING H Foul On
00:13				13 LI P 2 Pts paint missed (2 Out)
00:12	13 WAITES G Defensive Rebound			
00:03	10 PAPANFUS M 2-Pts missed (2 out)			
00:01	12 CURLE DN Offensive Rebound			



## PLAY BY PLAY

文字比分播报

RSA 67 vs 60 CHN

Attendance: 8854

Game Time	RSA - South Africa	Score	Lead	CHN - China
00:01	12 CURLE DN 2 Pts paint missed (2 Out)			
00:01	13 WAITES G Offensive Rebound			
00:01	13 WAITES G 2 Pts paint missed (2 Out)			
00:01				8 DING H Defensive Rebound

## SECOND QUARTER

### Quarter Starters:

**RSA** 8 GOVENDER J      9 GUMBI S      10 PAPENFUS M      12 CURLE DN      13 WAITES G  
**CHN** 6 YANG L      8 DING H      12 GUO Y      13 LI P      14 CHEN H

Game Time	RSA - South Africa	Score	Lead	CHN - China
10:00	8 GOVENDER J Player IN <<----			
10:00	8 GOVENDER J Player OUT ---->>			
10:00	8 GOVENDER J Player IN <<----			
10:00	9 GUMBI S Player IN <<----			
10:00	10 PAPENFUS M Player IN <<----			
10:00	12 CURLE DN Player IN <<----			
10:00	13 WAITES G Player IN <<----			
10:00				6 YANG L Player IN <<----
10:00				8 DING H Player IN <<----
10:00				12 GUO Y Player IN <<----
10:00				13 LI P Player IN <<----
10:00				14 CHEN H Player IN <<----
00:00	Tap off situation, throw-in			
09:49	10 PAPENFUS M 2-Pts missed (2 out)			
09:45				8 DING H Defensive Rebound
09:30				8 DING H 2-Pts missed (2 out)
09:28				12 GUO Y Offensive Rebound
09:26		13-16	-3	8 DING H 2-Pts paint made (2 In)
09:26				6 YANG L Assist
09:07				12 GUO Y Personal foul
09:07	9 GUMBI S Foul On			
08:53	9 GUMBI S 2-Pts missed (2 out)			
08:52				8 DING H Defensive Rebound
08:48	8 GOVENDER J Personal foul			
08:48				6 YANG L Foul On
08:48	9 GUMBI S Player OUT ---->>			
08:48	10 PAPENFUS M Player OUT ---->>			
08:48	7 TAYLOR N Player IN <<----			
08:48	11 ZONKE T Player IN <<----			
08:48				6 YANG L Free Throw missed (1 Out)
08:48		13-17	-4	6 YANG L Free Throw made (1 In)
08:19	11 ZONKE T 2-Pts made (2 In)	15-17	-2	



## PLAY BY PLAY

文字比分播报

RSA 67 vs 60 CHN

Attendance: 8854

Game Time	RSA - South Africa	Score	Lead	CHN - China
08:07				13 LI P 2 Pts paint missed (2 Out)
08:07	13 WAITES G Personal foul			
08:07				12 GUO Y Offensive Rebound
08:07				12 GUO Y Foul On
08:07	13 WAITES G Player OUT ---->>			
08:07	14 NEL J Player IN <<----			
08:00		15-19	-4	8 DING H 2-Pts made (2 In)
07:59				13 LI P Assist
07:41	11 ZONKE T 2-Pts made (2 In)	17-19	-2	
07:24		17-21	-4	8 DING H 2-Pts paint made (2 In)
07:23				13 LI P Assist
07:00	11 ZONKE T 2-Pts paint made (2 In)	19-21	-2	
06:59	12 CURLE DN Assist			
06:41		19-23	-4	8 DING H 2-Pts made (2 In)
06:41	14 NEL J Personal foul			
06:41				8 DING H Foul On
06:41				8 DING H Free Throw missed (1 Out)
06:39	8 GOVENDER J Defensive Rebound			
06:24	8 GOVENDER J 2-Pts paint made (2 In)	21-23	-2	
06:23	12 CURLE DN Assist			
05:55				8 DING H 2 Pts paint missed (2 Out)
05:55	Defensive Rebound			
05:37	7 TAYLOR N 2-Pts made (2 In)	23-23	0	
05:20				14 CHEN H Offensive foul
05:20				14 CHEN H Turnover
05:20	7 TAYLOR N Foul On			
05:20	7 TAYLOR N Steal			
05:20				Time out
05:12	7 TAYLOR N 3-Pts missed (3 Out)			
05:11				Defensive Rebound
04:50		23-25	-2	14 CHEN H 2-Pts made (2 In)
04:49				8 DING H Assist
04:31	7 TAYLOR N 2-Pts missed (2 out)			
04:29				8 DING H Defensive Rebound
04:17				8 DING H 2 Pts paint missed (2 Out)
04:14	12 CURLE DN Defensive Rebound			
04:14	12 CURLE DN Turnover			
04:14				6 YANG L Steal
04:14				13 LI P Turnover
04:14	12 CURLE DN Steal			
04:07				13 LI P Personal foul
04:07	12 CURLE DN Foul On			





## PLAY BY PLAY

文字比分播报

RSA 67 vs 60 CHN

Attendance: 8854

Game Time	RSA - South Africa	Score	Lead	CHN - China
04:07	7 TAYLOR N Player OUT ---->>			
04:07	6 WILLIAMS R Player IN <<----			
03:50	14 NEL J 2 Pts paint missed (2 Out)			
03:49	8 GOVENDER J Offensive Rebound			
03:41	14 NEL J 2-Pts paint made (2 In)	25-25	0	
03:40	12 CURLE DN Assist			
03:28				8 DING H 2 Pts paint missed (2 Out)
03:28				13 LI P Offensive Rebound
03:21				6 YANG L Turnover
03:21	6 WILLIAMS R Player OUT ---->>			
03:21	7 TAYLOR N Player IN <<----			
03:03	11 ZONKE T 2-Pts missed (2 out)			
03:02	14 NEL J Offensive Rebound			
02:56	11 ZONKE T 2 Pts paint missed (2 Out)			
02:56	11 ZONKE T Offensive Rebound			
02:56				6 YANG L Personal foul
02:56	11 ZONKE T Foul On			
02:56				13 LI P Player OUT ---->>
02:56				11 QU H Player IN <<----
02:46	11 ZONKE T 2 Pts paint missed (2 Out)			
02:44				8 DING H Defensive Rebound
02:26		25-27	-2	8 DING H 2-Pts paint made (2 In)
02:07	12 CURLE DN 3-Pts missed (3 Out)			
02:07				Defensive Rebound
01:55				6 YANG L Turnover
01:40	8 GOVENDER J 2 Pts paint missed (2 Out)			
01:40				8 DING H Defensive Rebound
01:40	12 CURLE DN Personal foul			
01:40				8 DING H Foul On
01:32	12 CURLE DN Personal foul			
01:32				6 YANG L Foul On
01:32				6 YANG L Free Throw missed (1 Out)
01:31				6 YANG L Free Throw missed (1 Out)
01:29				8 DING H Offensive Rebound
01:29				8 DING H 2 Pts paint missed (2 Out)
01:29	11 ZONKE T Defensive Rebound			
01:29	Time out			
01:12	11 ZONKE T 2-Pts missed (2 out)			
01:10				11 QU H Defensive Rebound
01:01		25-29	-4	8 DING H 2-Pts paint made (2 In)
00:44	7 TAYLOR N 3-Pts made (3 In)	28-29	-1	
00:29	12 CURLE DN Steal			



## PLAY BY PLAY

文字比分播报

RSA 67 vs 60 CHN

Attendance: 8854

Game Time	RSA - South Africa	Score	Lead	CHN - China
00:29				14 CHEN H Turnover
00:29				8 DING H Personal foul
00:29	7 TAYLOR N Foul On			
00:29	7 TAYLOR N Free Throw made (1 In)	29-29	0	
00:29	7 TAYLOR N Free Throw made (1 In)	30-29	+1	
00:18				12 GUO Y Offensive foul
00:18				12 GUO Y Turnover
00:18	12 CURLE DN Foul On			
00:18	12 CURLE DN Steal			
00:03	8 GOVENDER J 2-Pts paint made (2 In)	32-29	+3	
00:01	7 TAYLOR N Assist			

## THIRD QUARTER

### Quarter Starters:

RSA 12 CURLE DN      13 WAITES G      15 NORTJE R      8 GOVENDER J      4 RETIEF M  
CHN 6 YANG L      8 DING H      11 QU H      13 LI P      14 CHEN H

Game Time	RSA - South Africa	Score	Lead	CHN - China
10:00	12 CURLE DN Player IN <<----			
10:00	13 WAITES G Player IN <<----			
10:00	15 NORTJE R Player IN <<----			
10:00	8 GOVENDER J Player IN <<----			
10:00	4 RETIEF M Player IN <<----			
10:00				6 YANG L Player IN <<----
10:00				8 DING H Player IN <<----
10:00				11 QU H Player IN <<----
10:00				13 LI P Player IN <<----
10:00				14 CHEN H Player IN <<----
09:59				Tap off situation, throw-in
09:39				6 YANG L 2-Pts missed (2 out)
09:33	13 WAITES G Defensive Rebound			
09:19	12 CURLE DN 2-Pts missed (2 out)			
09:15	13 WAITES G Offensive Rebound			
09:12	8 GOVENDER J 2 Pts paint missed (2 Out)			
09:11	8 GOVENDER J Offensive Rebound			
09:01	8 GOVENDER J Turnover			
09:01	13 WAITES G Player OUT ---->>			
09:01	14 NEL J Player IN <<----			
08:44				8 DING H 2-Pts missed (2 out)
08:42	12 CURLE DN Defensive Rebound			
08:41	12 CURLE DN Turnover			
08:41				8 DING H Steal
08:33		32-31	+1	6 YANG L 2-Pts made (2 In)



## PLAY BY PLAY

文字比分播报

RSA 67 vs 60 CHN

Attendance: 8854

Game Time	RSA - South Africa	Score	Lead	CHN - China
08:28				11 QU H Assist
08:15				8 DING H Steal
08:15	15 NORTJE R Turnover			
08:15	8 GOVENDER J Steal			
08:15				8 DING H Turnover
08:00	12 CURLE DN 2 Pts paint missed (2 Out)			
08:00				13 LI P Personal foul
08:00	15 NORTJE R Foul On			
08:00	15 NORTJE R Offensive Rebound			
08:00	15 NORTJE R Free Throw made (1 In)	33-31	+2	
08:00	15 NORTJE R Free Throw made (1 In)	34-31	+3	
07:44		34-33	+1	13 LI P 2-Pts made (2 In)
07:23				11 QU H Steal
07:23	15 NORTJE R Turnover			
07:10				6 YANG L 2-Pts missed (2 out)
07:07	15 NORTJE R Defensive Rebound			
06:57	15 NORTJE R 2-Pts paint made (2 In)	36-33	+3	
06:57				8 DING H Personal foul
06:57	15 NORTJE R Foul On			
06:57	15 NORTJE R Free Throw made (1 In)	37-33	+4	
06:37				6 YANG L 2-Pts missed (2 out)
06:35	14 NEL J Defensive Rebound			
06:29				8 DING H Personal foul
06:29	12 CURLE DN Foul On			
06:16	15 NORTJE R 3-Pts missed (3 Out)			
06:14				8 DING H Defensive Rebound
06:01		37-35	+2	8 DING H 2-Pts made (2 In)
06:00				13 LI P Assist
05:52				11 QU H Personal foul
05:52	15 NORTJE R Foul On			
05:52				8 DING H Player OUT ---->>
05:52				11 QU H Player OUT ---->>
05:52				5 HUANG X Player IN <<----
05:52				12 GUO Y Player IN <<----
05:31	15 NORTJE R 2-Pts paint made (2 In)	39-35	+4	
05:06	15 NORTJE R Blocked Shot			
05:04				6 YANG L 2-Pts missed (2 out)
05:01				5 HUANG X Offensive Rebound
04:56		39-37	+2	6 YANG L 2-Pts made (2 In)
04:55				13 LI P Assist
04:46	15 NORTJE R 2-Pts paint made (2 In)	41-37	+4	
04:46	15 NORTJE R Fast Break			



## PLAY BY PLAY

文字比分播报

RSA 67 vs 60 CHN

Attendance: 8854

Game Time	RSA - South Africa	Score	Lead	CHN - China
04:46	12 CURLE DN Assist			
04:46				13 LI P Personal foul
04:46	15 NORTJE R Foul On			
04:46				13 LI P Player OUT ---->>
04:46				11 QU H Player IN <<----
04:46	15 NORTJE R Free Throw made (1 In)	42-37	+5	
04:31		42-39	+3	5 HUANG X 2-Pts paint made (2 In)
04:18				6 YANG L Personal foul
04:18	12 CURLE DN Foul On			
04:18	12 CURLE DN Free Throw made (1 In)	43-39	+4	
04:18	12 CURLE DN Free Throw made (1 In)	44-39	+5	
04:06		44-41	+3	12 GUO Y 2-Pts made (2 In)
04:03				14 CHEN H Assist
03:41	12 CURLE DN 2-Pts missed (2 out)			
03:39				5 HUANG X Defensive Rebound
03:27		44-43	+1	14 CHEN H 2-Pts made (2 In)
03:25				12 GUO Y Assist
03:00	15 NORTJE R 2-Pts missed (2 out)			
02:59				5 HUANG X Defensive Rebound
02:51		44-45	-1	11 QU H 2-Pts paint made (2 In)
02:51	4 RETIEF M Personal foul			
02:51				11 QU H Foul On
02:51	Time out			
02:51	14 NEL J Player OUT ---->>			
02:51	13 WAITES G Player IN <<----			
02:51		44-46	-2	11 QU H Free Throw made (1 In)
02:50				5 HUANG X Personal foul
02:50	8 GOVENDER J Foul On			
02:50	8 GOVENDER J Free Throw missed (1 Out)			
02:50	8 GOVENDER J Free Throw missed (1 Out)			
02:48				5 HUANG X Defensive Rebound
02:36				6 YANG L 2-Pts missed (2 out)
02:36				5 HUANG X Offensive Rebound
02:36		44-48	-4	5 HUANG X 2-Pts paint made (2 In)
02:36	13 WAITES G Personal foul			
02:36				5 HUANG X Foul On
02:36				5 HUANG X Free Throw missed (1 Out)
02:32				11 QU H Offensive Rebound
02:32		44-50	-6	6 YANG L 2-Pts paint made (2 In)
02:32				11 QU H Assist
02:15	13 WAITES G 2-Pts missed (2 out)			
02:15				11 QU H Blocked Shot



## PLAY BY PLAY

文字比分播报

RSA 67 vs 60 CHN

Attendance: 8854

Game Time	RSA - South Africa	Score	Lead	CHN - China
02:15				Defensive Rebound
02:15	13 WAITES G Player OUT ---->>			
02:15	8 GOVENDER J Player OUT ---->>			
02:15	7 TAYLOR N Player IN <<----			
02:15	10 PAPENFUS M Player IN <<----			
02:05				5 HUANG X Turnover
02:05	15 NORTJE R Steal			
01:50	15 NORTJE R 2-Pts paint made (2 In)	46-50	-4	
01:49	7 TAYLOR N Assist			
01:16		46-52	-6	6 YANG L 2-Pts paint made (2 In)
01:15				5 HUANG X Assist
01:09				11 QU H Personal foul
01:09	7 TAYLOR N Foul On			
01:09	7 TAYLOR N Free Throw made (1 In)	47-52	-5	
01:09	7 TAYLOR N Free Throw missed (1 Out)			
01:05	12 CURLE DN Offensive Rebound			
01:05	12 CURLE DN 2 Pts paint missed (2 Out)			
01:03				6 YANG L Defensive Rebound
01:03				6 YANG L Turnover
00:50	7 TAYLOR N 2-Pts made (2 In)	49-52	-3	
00:44	4 RETIEF M Assist			
00:43	4 RETIEF M Personal foul			
00:43				5 HUANG X Foul On
00:32		49-54	-5	11 QU H 2-Pts paint made (2 In)
00:31				6 YANG L Assist
00:16	15 NORTJE R 2 Pts paint missed (2 Out)			
00:15	12 CURLE DN Offensive Rebound			
00:15	12 CURLE DN 2 Pts paint missed (2 Out)			
00:12	10 PAPENFUS M Offensive Rebound			
00:12	10 PAPENFUS M 2-Pts paint made (2 In)	51-54	-3	
00:02		51-56	-5	12 GUO Y 2-Pts paint made (2 In)
00:01				6 YANG L Assist

## FOURTH QUARTER

### Quarter Starters:

RSA

CHN

Game Time	RSA - South Africa	Score	Lead	CHN - China
10:00	4 RETIEF M Player IN <<----			
10:00	7 TAYLOR N Player IN <<----			
10:00	10 PAPENFUS M Player IN <<----			
10:00	12 CURLE DN Player IN <<----			



## PLAY BY PLAY

文字比分播报

RSA 67 vs 60 CHN

Attendance: 8854

Game Time	RSA - South Africa	Score	Lead	CHN - China
10:00	15 NORTJE R Player IN <<----			
10:00				5 HUANG X Player IN <<----
10:00				6 YANG L Player IN <<----
10:00				10 LIN Y Player IN <<----
10:00				10 LIN Y Player OUT ---->>
10:00				11 QU H Player IN <<----
10:00				12 GUO Y Player IN <<----
10:00				14 CHEN H Player IN <<----
09:59	Tap off situation, throw-in			
09:47	15 NORTJE R 2-Pts paint made (2 In)	53-56	-3	
09:45	4 RETIEF M Assist			
09:25				6 YANG L 2-Pts missed (2 out)
09:25				Offensive Rebound
09:18				5 HUANG X 2-Pts missed (2 out)
09:18	12 CURLE DN Blocked Shot			
09:18				6 YANG L Offensive Rebound
09:18				11 QU H Offensive foul
09:18				11 QU H Turnover
09:17	12 CURLE DN Foul On			
09:16	12 CURLE DN Steal			
09:06	7 TAYLOR N 3-Pts made (3 In)	56-56	0	
08:46				11 QU H Turnover
08:46	12 CURLE DN Steal			
08:42	7 TAYLOR N 2-Pts paint made (2 In)	58-56	+2	
08:42	7 TAYLOR N Fast Break			
08:42	12 CURLE DN Assist			
08:19				6 YANG L 2-Pts missed (2 out)
08:18	15 NORTJE R Defensive Rebound			
08:09	10 PAPENFUS M Turnover			
08:09				5 HUANG X Player OUT ---->>
08:09				8 DING H Player IN <<----
08:00				8 DING H 2-Pts missed (2 out)
08:00				Offensive Rebound
08:00	Time out			
07:51				8 DING H 2 Pts paint missed (2 Out)
07:48	15 NORTJE R Defensive Rebound			
07:30	15 NORTJE R 3-Pts missed (3 Out)			
07:28				6 YANG L Defensive Rebound
07:22				12 GUO Y Turnover
07:22	15 NORTJE R Steal			
07:22	10 PAPENFUS M Turnover			
06:56				6 YANG L 2 Pts paint missed (2 Out)



## PLAY BY PLAY

文字比分播报

RSA 67 vs 60 CHN

Attendance: 8854

Game Time	RSA - South Africa	Score	Lead	CHN - China
06:56	Defensive Rebound			
06:36	7 TAYLOR N 2 Pts paint missed (2 Out)			
06:36				6 YANG L Personal foul
06:36	7 TAYLOR N Offensive Rebound			
06:36	7 TAYLOR N Foul On			
06:36				6 YANG L Player OUT ---->>
06:36				12 GUO Y Player OUT ---->>
06:36				5 HUANG X Player IN <<----
06:36				15 CHEN Q Player IN <<----
06:23	4 RETIEF M 2 Pts paint missed (2 Out)			
06:20	12 CURLE DN Offensive Rebound			
06:14	7 TAYLOR N 3-Pts missed (3 Out)			
06:12				11 QU H Defensive Rebound
06:05				8 DING H Turnover
06:05				Time out
05:41	10 PAPENFUS M 2 Pts paint missed (2 Out)			
05:40				5 HUANG X Defensive Rebound
05:39	7 TAYLOR N Personal foul			
05:39				8 DING H Foul On
05:23	15 NORTJE R Steal			
05:23				8 DING H Turnover
05:11	15 NORTJE R 2-Pts paint made (2 In)	60-56	+4	
05:10	10 PAPENFUS M Assist			
04:50				8 DING H 2-Pts missed (2 out)
04:49	12 CURLE DN Defensive Rebound			
04:44	15 NORTJE R 2-Pts paint made (2 In)	62-56	+6	
04:42	15 NORTJE R Fast Break			
04:23				14 CHEN H 2-Pts missed (2 out)
04:22	7 TAYLOR N Defensive Rebound			
04:14				15 CHEN Q Personal foul
04:14	10 PAPENFUS M Foul On			
04:14				8 DING H Player OUT ---->>
04:14				4 CHEN G Player IN <<----
04:14				15 CHEN Q Player OUT ---->>
04:14				12 GUO Y Player IN <<----
04:14	10 PAPENFUS M Free Throw missed (1 Out)			
04:14	10 PAPENFUS M Free Throw made (1 In)	63-56	+7	
03:52				5 HUANG X 2-Pts missed (2 out)
03:52	Defensive Rebound			
03:41				5 HUANG X Personal foul
03:41	15 NORTJE R Foul On			
03:41	15 NORTJE R Free Throw missed (1 Out)			



## PLAY BY PLAY

文字比分播报

RSA 67 vs 60 CHN

Attendance: 8854

Game Time	RSA - South Africa	Score	Lead	CHN - China
03:41	15 NORTJE R Free Throw made (1 In)	64-56	+8	
03:19				11 QU H 2-Pts missed (2 out)
03:16	15 NORTJE R Defensive Rebound			
03:13				14 CHEN H Steal
03:13	12 CURLE DN Turnover			
03:02	12 CURLE DN Defensive Rebound			
02:59				14 CHEN H 2-Pts missed (2 out)
02:46	15 NORTJE R 2-Pts missed (2 out)			
02:45				5 HUANG X Defensive Rebound
02:33	12 CURLE DN Steal			
02:33				11 QU H Turnover
02:08	12 CURLE DN 2 Pts paint missed (2 Out)			
02:07				5 HUANG X Defensive Rebound
01:52				4 CHEN G 3-Pts missed (3 Out)
01:52	Defensive Rebound			
01:27	15 NORTJE R 3-Pts missed (3 Out)			
01:25				5 HUANG X Defensive Rebound
01:04		64-58	+6	5 HUANG X 2-Pts paint made (2 In)
01:03				14 CHEN H Assist
00:48	15 NORTJE R 2-Pts paint made (2 In)	66-58	+8	
00:48				Time out
00:30				5 HUANG X Turnover
00:30	10 PAPENFUS M Steal			
00:24				12 GUO Y Personal foul
00:24	15 NORTJE R Foul On			
00:24	15 NORTJE R Free Throw missed (1 Out)			
00:24	15 NORTJE R Free Throw made (1 In)	67-58	+9	
00:01	12 CURLE DN Personal foul			
00:01				5 HUANG X Foul On
00:01		67-59	+8	5 HUANG X Free Throw made (1 In)
00:01		67-60	+7	5 HUANG X Free Throw made (1 In)





## RESULTS

比赛成绩

### RSA 32 vs 29 CHN

Attendance: 8854

Referee: BURFORD Jonathon Blake (USA)

Commissioner: REHLING Detlef Klaus (GER)

Umpires: KANNO Eisuke (JPN); VILJANEN Seppo Olavi (CZE)

Classifier: DINH Trien Tan (FRA)

		Q1		Q2	
Scoring by 5 min intervals:	RSA	5	13	23	32
	CHN	8	14	23	29

#### RSA - SOUTH AFRICA

No.	Name	Sport Class	MIN	Field Goals		2 Points		3 Points		Free Throws		Rebounds			AS	TO	ST	BS	PF	FO	PTS	
				M/A	%	M/A	%	M/A	%	M/A	%	OR	DR	TOT								
*7	TAYLOR Nicholas	2.0	10:46	2/5	40	1/2	50	1/3	33	2/2	100	1		1	1		1		1	2	7	
*8	GOVENDER Justin	1.0	20:00	2/4	50	2/4	50					1	1	2	1				2		4	
*9	GUMBI Siphamandla	3.0	11:12	2/4	50	1/3	33	1/1	100			1		1	1	1			1	1	5	
*12	CURLE David Nathaniel	3.5	20:00	1/5	20	1/4	25	0/1	0	1/3	33	1	3	4	3	1	5		2	5	3	
*15	NORTJE Richard	4.5	01:33	0/2	0	0/2	0														0	
4	RETIEF Marcus	1.0	00:00																		0	
5	HARTNICK Shaun	1.0	00:00																		0	
6	WILLIAMS Ralph	2.0	00:46																		0	
10	PAPENFUS Marius (C)	2.5	08:28	0/5	0	0/5	0			1/2	50	1		1		1			1	1	1	
11	ZONKE Thandile	3.5	08:48	3/7	43	3/7	43					1	1	2						1	6	
13	WAITES Grant	4.0	10:20	2/7	29	2/7	29					3	4	7					1	1	4	
14	NEL Jeremy	4.0	08:07	1/2	50	1/2	50					1		1					1		2	
Team/Coach																						
<b>Totals</b>				13/41	32	11/36	31	2/5	40	4/7	57	11	10	21	6	2	7			9	11	32
<b>Coach</b>		SIERRA Vivian																				
<b>Assistant Coach</b>		MOSUOE Kelebone																				

#### CHN - CHINA

No.	Name	Sport Class	MIN	Field Goals		2 Points		3 Points		Free Throws		Rebounds			AS	TO	ST	BS	PF	FO	PTS
				M/A	%	M/A	%	M/A	%	M/A	%	OR	DR	TOT							
*6	YANG Lei	3.5	20:00	3/8	38	3/8	38			1/4	25	1	1	2	2	4	1	1	3	2	7
*8	DING Hai	4.5	20:00	9/14	64	9/14	64			0/1	0	1	13	14	1				2	5	18
*11	QU Huanjian	2.0	07:47										1	1		1					0
*13	LI Pengcheng	2.0	17:04	0/5	0	0/5	0					1		1	2	2			3	1	0
*14	CHEN Haijiang	2.0	20:00	1/1	100	1/1	100					2		2		2			2		2
4	CHEN Guojun	4.0	00:00																		0
5	HUANG Xunan	4.0	00:00																		0
7	ZHANG Lei	4.5	00:00																		0
9	XU Hang	2.5	00:00																		0
10	LIN Yin Hai	3.5	00:00																		0
12	GUO Yandong	2.0	15:09	1/2	50	1/2	50					3		3		1			2	1	2
15	CHEN Qi (C)	1.5	00:00																		0
Team/Coach																					
<b>Totals</b>				14/30	47	14/30	47			1/5	20	8	19	27	5	10	1	1	12	9	29
<b>Coach</b>		XU Yuansheng																			
<b>Assistant Coach</b>		ZHAI Yongjun																			

	RSA	CHN
Points from Turnovers	6	0
Points in the Paint	14	14
Second Chance Points	6	8
Fast Break Points	0	0

	RSA	CHN
Biggest Lead	3	6
Biggest Scoring Run	7-0(32-29)	6-0(0-6)
Lead Changes	3	
Times Tied	5	

#### Legend:

%	Shooting Percentage	(C)	Captain	*	Starters	AS	Assists
BS	Blocked Shots	DR	Defensive Rebounds	FO	Fouls On	M/A	Made/Attempts
MIN	Minutes Played	OR	Offensive Rebounds	PF	Fouls	PTS	Points
Qx	Quarter Time	ST	Steals	TO	Turnovers	TOT	Total Rebounds



## RESULTS

比赛成绩

### RSA 67 vs 60 CHN

Attendance: 8854

Referee: BURFORD Jonathon Blake (USA)

Commissioner: REHLING Detlef Klaus (GER)

Umpires: KANNO Eisuke (JPN); VILJANEN Seppo Olavi (CZE)

Classifier: DINH Trien Tan (FRA)

Scoring by 5 min intervals:		Q1		Q2		Q3		Q4	
RSA		5	13	23	32	39	51	60	67
CHN		8	14	23	29	35	56	56	60

#### RSA - SOUTH AFRICA

No.	Name	Sport Class	MIN	Field Goals		2 Points		3 Points		Free Throws		Rebounds			AS	TO	ST	BS	PF	FO	PTS	
				M/A	%	M/A	%	M/A	%	M/A	%	OR	DR	TOT								
*7	TAYLOR Nicholas	2.0	23:01	5/10	50	3/5	60	2/5	40	3/4	75	2	1	3	2		1		2	4	15	
*8	GOVENDER Justin	1.0	27:45	2/5	40	2/5	40			0/2	0	2	1	3	1	1	1		2	1	4	
*9	GUMBI Siphamandla	3.0	11:12	2/4	50	1/3	33	1/1	100			1		1	1	1			1	1	5	
*12	CURLE David Nathaniel	3.5	40:00	1/11	9	1/10	10	0/1	0	3/5	60	4	6	10	5	3	8	1	3	8	5	
*15	NORTJE Richard	4.5	21:33	8/16	50	8/13	62	0/3	0	6/8	75	1	4	5		2	3	1		6	22	
4	RETIEF Marcus	1.0	20:00	0/1	0	0/1	0								2						0	
5	HARTNICK Shaun	1.0	00:00																		0	
6	WILLIAMS Ralph	2.0	00:46																		0	
10	PAPENFUS Marius (C)	2.5	20:43	1/7	14	1/7	14			2/4	50	2		2	1	2	2			1	2	4
11	ZONKE Thandile	3.5	08:48	3/7	43	3/7	43					1	1	2							1	6
13	WAITES Grant	4.0	11:55	2/8	25	2/8	25					4	5	9						2	1	4
14	NEL Jeremy	4.0	14:17	1/2	50	1/2	50					1	1	2						1		2
Team/Coach																						
<b>Totals</b>				25/71	35	22/61	36	3/10	30	14/23	61	19	23	42	12	9	15	2	14	24	67	
Coach		SIERRA Vivian																				
Assistant Coach		MOSUOE Kelebhone																				

#### CHN - CHINA

No.	Name	Sport Class	MIN	Field Goals		2 Points		3 Points		Free Throws		Rebounds			AS	TO	ST	BS	PF	FO	PTS
				M/A	%	M/A	%	M/A	%	M/A	%	OR	DR	TOT							
*6	YANG Lei	3.5	33:24	7/20	35	7/20	35			1/4	25	2	3	5	4	5	1	1	5	2	15
*8	DING Hai	4.5	28:03	10/19	53	10/19	53			0/1	0	1	14	15	1	3	2		4	6	20
*11	QU Huanjian	2.0	26:41	2/3	67	2/3	67			1/1	100	1	2	3	2	4	1	1	3	1	5
*13	LI Pengcheng	2.0	22:18	1/6	17	1/6	17					1		1	4	2			5	1	2
*14	CHEN Haijiang	2.0	40:00	2/4	50	2/4	50					2		2	2	2	1		2		4
4	CHEN Guojun	4.0	04:14	0/1	0			0/1	0												0
5	HUANG Xunan	4.0	14:19	3/5	60	3/5	60			2/3	67	2	7	9	1	2			2	3	8
7	ZHANG Lei	4.5	00:00																		0
9	XU Hang	2.5	00:00																		0
10	LIN Yinhai	3.5	00:00																		0
12	GUO Yandong	2.0	28:39	3/4	75	3/4	75					3		3	1	2			3	1	6
15	CHEN Qi (C)	1.5	02:22																1		0
Team/Coach																					
<b>Totals</b>				28/62	45	28/61	46	0/1	0	4/9	44	14	31	45	15	20	5	2	25	14	60
Coach		XU Yuansheng																			
Assistant Coach		ZHAI Yongjun																			

	RSA	CHN
Points from Turnovers	20	4
Points in the Paint	34	30
Second Chance Points	12	14
Fast Break Points	0	0

	RSA	CHN
Biggest Lead	9	6
Biggest Scoring Run	13-0(64-56)	11-0(44-50)
Lead Changes	5	
Times Tied	6	

#### Legend:

%	Shooting Percentage	(C)	Captain	*	Starters	AS	Assists
BS	Blocked Shots	DR	Defensive Rebounds	FO	Fouls On	M/A	Made/Attempts
MIN	Minutes Played	OR	Offensive Rebounds	OTx	Overtime	PF	Fouls
PTS	Points	Qx	Quarter Time	ST	Steals	TO	Turnovers
TOT	Total Rebounds						



## START LIST

首发名单

### CAN - USA

**Referee:** KINDERVATER Max (GER)  
**Umpires:** CALIGIURI Gabriele (AUS); BOSVELD Andre (NED)

**Commissioner:** VIVIERS Nico Maritz Malan (RSA)  
**Classifier:** RIBEIRO Maria Sonia (BRA)

#### CAN - Canada

No.	Name	Pos	Age	Sport Class	Current Games Statistics						
					PPG	FG%	3FG%	FT%	RPG	APG	MPG (GP)
4	DUREPOS David	F/G	40	3.5	9.3	41	32	100	2.7	3.3	16:05 (6)
5	ROUILLARD Yvon	F	36	3.0	4.2	52		17	2.5	0.2	11:58 (6)
6	HEDGES Robert	F/G	28	2.5	0.2	0		50	0.4		06:30 (5)
7	PETER Richard	F/G	36	2.5	11.0	50		57	4.7	1.0	26:41 (6)
8	JOHNSON Joey	C	33	4.5	7.7	47		43	8.0	2.2	20:02 (6)
9	NORTON Ross	F	35	2.0	2.7	57			1.2	0.7	12:00 (6)
10	LANCIA Adam	F	28	4.5	4.0	32	50	57	2.3	0.5	06:16 (6)
11	BORISOFF Jaimie (C)	G	38	1.0	3.5	38		60	1.7	1.8	23:42 (6)
12	ANDERSON Patrick	F	29	4.5	18.0	52	23	59	11.0	4.7	23:03 (6)
13	STOUTENBERG Chris	G	31	1.0	2.2	27		50	1.5	1.3	22:14 (6)
14	DINI Abditatch	G	27	1.0	2.0	67			1.5	0.2	17:57 (6)
15	ENG David	F	31	4.5	6.5	40	50	63	2.5	0.3	14:32 (6)
Team			32.7		71.2	45	32	54	39.8	16.2	
<b>Coach</b>		FROGLEY Mile									
<b>Assistant Coach</b>		TONELLO Jerry					BOWES Paul				

CAN Played		
PR	GER	62-59
PR	RSA	80-55
PR	SWE	62-52
PR	JPN	75-48
PR	IRI	93-62
QF	ISR	55-47

#### USA - United States of America

No.	Name	Pos	Age	Sport Class	Current Games Statistics						
					PPG	FG%	3FG%	FT%	RPG	APG	MPG (GP)
4	BARBER Eric	G	37	1.0	2.0	31	0	100	0.8	0.4	19:00 (5)
5	PAYE Mikey (C)	G	25	3.0	8.0	38	25	60	3.4	3.8	27:20 (5)
6	LESPERANCE Matt	G	21	1.0	0.2	0		50	0.2	0.2	18:36 (5)
7	MAZZI Jaime	G	27	2.0	2.5	18	27	50	1.5	1.0	09:38 (4)
8	COUNTS Jacob	F	28	3.5	3.8	50		33	2.3		08:24 (4)
9	SCOTT Matt	F	23	3.5	6.0	64	50	0	3.8	1.2	11:56 (5)
10	GLASBRENNER Jeff	C	35	4.5	10.0	70		57	4.4	0.4	10:23 (5)
11	SERIO Steve	F	21	3.5	8.4	54	100	11	3.8	1.4	21:11 (5)
12	NELMS Jay	G	27	2.5	7.2	42	60	70	0.6	1.4	11:47 (5)
13	LADE Jeremy	G	27	2.5	4.2	30	0	75	4.0	1.8	23:55 (5)
14	SCHULTE Paul	G	29	3.0	14.0	54	64	60	2.4	3.2	23:07 (5)
15	CHAMBERS Joe	C	26	4.0	10.6	64		33	7.0	1.2	18:15 (5)
Team			27.2		63.0	48	46	49	27.8	13.2	
<b>Coach</b>		WILSON Steve									
<b>Assistant Coach</b>		CHYNOWETH Tracy					JACKSON Paul				

USA Played		
PR	ISR	76-53
PR	BRA	87-41
PR	GBR	50-54
PR	CHN	97-38
PR	AUS	68-61
QF	IRI	20-

**Legend:**

3FG%	3 Field Goals %	APG	Assists per Game	C	Centre	F	Forward
FG%	Field Goals %	FT%	Free Throws %	G	Guard	GP	Games Played
MPG	Minutes Played per Game	Pos	Playing Position	PPG	Points per Game	PR	Preliminary Round
QF	Quarterfinal	RPG	Rebounds per Game				



## PLAY BY PLAY

文字比分播报

CAN 23 vs 35 USA

Attendance: 12000

Scoring by 5 min intervals:

	Q1		Q2	
CAN	8	15	18	23
USA	13	25	32	35

### FIRST QUARTER

#### Quarter Starters:

**CAN** 7 PETER R                      8 JOHNSON J                      11 BORISOFF J                      12 ANDERSON P                      13 STOUTENBERG C  
**USA** 4 BARBER E                      11 SERIO S                      13 LADE J                      14 SCHULTE P                      15 CHAMBERS J

Game Time	CAN - Canada	Score	Lead	USA - United States
10:00	7 PETER R Player IN <<-----			
10:00	8 JOHNSON J Player IN <<-----			
10:00	11 BORISOFF J Player IN <<-----			
10:00	12 ANDERSON P Player IN <<-----			
10:00	13 STOUTENBERG C Player IN <<-----			
10:00				4 BARBER E Player IN <<-----
10:00				11 SERIO S Player IN <<-----
10:00				13 LADE J Player IN <<-----
10:00				14 SCHULTE P Player IN <<-----
10:00				15 CHAMBERS J Player IN <<-----
10:00	12 ANDERSON P Tap off lost			15 CHAMBERS J Tap off won
09:46		0-2	-2	15 CHAMBERS J 2-Pts paint made (2 In)
09:44				13 LADE J Assist
09:18	12 ANDERSON P 2-Pts paint made (2 In)	2-2	0	
08:57		2-4	-2	13 LADE J 2-Pts paint made (2 In)
08:55				15 CHAMBERS J Assist
08:42	7 PETER R 2-Pts paint made (2 In)	4-4	0	
08:40	11 BORISOFF J Assist			
08:24				14 SCHULTE P 2-Pts missed (2 out)
08:23	8 JOHNSON J Defensive Rebound			
08:18	7 PETER R 2 Pts paint missed (2 Out)			
08:16				15 CHAMBERS J Defensive Rebound
08:05		4-6	-2	13 LADE J 2-Pts made (2 In)
07:37	13 STOUTENBERG C 2-Pts made (2 In)	6-6	0	
07:35	12 ANDERSON P Assist			
07:22		6-9	-3	14 SCHULTE P 3-Pts made (3 In)
07:13				15 CHAMBERS J Steal
07:13	8 JOHNSON J Turnover			
07:13	8 JOHNSON J Steal			
07:13				11 SERIO S Turnover
06:53	12 ANDERSON P Fast Break			
06:51	12 ANDERSON P 2-Pts paint made (2 In)	8-9	-1	
06:49	8 JOHNSON J Assist			
06:45				11 SERIO S Turnover



## PLAY BY PLAY

文字比分播报

CAN 23 vs 35 USA

Attendance: 12000

Game Time	CAN - Canada	Score	Lead	USA - United States
06:34	12 ANDERSON P 2 Pts paint missed (2 Out)			
06:32				13 LADE J Defensive Rebound
06:22		8-11	-3	13 LADE J 2-Pts paint made (2 In)
06:03	13 STOUTENBERG C 2-Pts missed (2 out)			
06:00				15 CHAMBERS J Defensive Rebound
05:49				15 CHAMBERS J 2 Pts paint missed (2 Out)
05:49	13 STOUTENBERG C Blocked Shot			
05:49				15 CHAMBERS J Offensive Rebound
05:37				13 LADE J 2-Pts missed (2 out)
05:35	8 JOHNSON J Defensive Rebound			
05:18	13 STOUTENBERG C 2 Pts paint missed (2 Out)			
05:16				15 CHAMBERS J Defensive Rebound
05:03		8-13	-5	11 SERIO S 2-Pts paint made (2 In)
05:02				13 LADE J Assist
04:58				15 CHAMBERS J Personal foul
04:58	8 JOHNSON J Foul On			
04:43	7 PETER R 2-Pts paint made (2 In)	10-13	-3	
04:41	12 ANDERSON P Assist			
04:26		10-16	-6	14 SCHULTE P 3-Pts made (3 In)
04:06	8 JOHNSON J Turnover			
04:06				11 SERIO S Steal
04:06	Time out			
03:51				15 CHAMBERS J 2-Pts missed (2 out)
03:49	7 PETER R Defensive Rebound			
03:33	7 PETER R 2-Pts paint made (2 In)	12-16	-4	
03:31	11 BORISOFF J Assist			
03:24		12-18	-6	15 CHAMBERS J 2-Pts paint made (2 In)
03:24				15 CHAMBERS J Foul On
03:24				13 LADE J Assist
03:24	11 BORISOFF J Personal foul			
03:24	14 DINI A Player IN <<----			
03:24	11 BORISOFF J Player OUT ---->>			
03:23				15 CHAMBERS J Free Throw missed (1 Out)
03:20				13 LADE J Offensive Rebound
03:08				11 SERIO S 2-Pts missed (2 out)
03:05	7 PETER R Defensive Rebound			
02:57	7 PETER R Foul On			
02:57				4 BARBER E Personal foul
02:57	7 PETER R Free Throw missed (1 Out)			
02:56	7 PETER R Free Throw missed (1 Out)			
02:54				11 SERIO S Defensive Rebound
02:38		12-21	-9	14 SCHULTE P 3-Pts made (3 In)



## PLAY BY PLAY

文字比分播报

CAN 23 vs 35 USA

Attendance: 12000

Game Time	CAN - Canada	Score	Lead	USA - United States
02:36				11 SERIO S Assist
02:20				11 SERIO S Personal foul
02:20	12 ANDERSON P Foul On			
02:15	12 ANDERSON P 3-Pts missed (3 Out)			
02:14				Defensive Rebound
02:03	14 DINI A Personal foul			
02:03				11 SERIO S Foul On
01:52		12-23	-11	15 CHAMBERS J 2-Pts paint made (2 In)
01:51				14 SCHULTE P Assist
01:38				4 BARBER E Personal foul
01:38	7 PETER R Foul On			
01:30	13 STOUTENBERG C 2 Pts paint missed (2 Out)			
01:29				11 SERIO S Defensive Rebound
01:08		12-25	-13	15 CHAMBERS J 2-Pts made (2 In)
00:52	8 JOHNSON J Turnover			
00:43				14 SCHULTE P Foul On
00:43	13 STOUTENBERG C Personal foul			
00:43				6 LESPERANCE M Player IN <<----
00:43				4 BARBER E Player OUT ---->>
00:43				9 SCOTT M Player IN <<----
00:43				11 SERIO S Player OUT ---->>
00:36	8 JOHNSON J Personal foul			
00:36				14 SCHULTE P Foul On
00:20				13 LADE J 2 Pts paint missed (2 Out)
00:19	8 JOHNSON J Defensive Rebound			
00:05	8 JOHNSON J 2-Pts paint made (2 In)	14-25	-11	
00:05	12 ANDERSON P Assist			
00:05	8 JOHNSON J Foul On			
00:05				15 CHAMBERS J Personal foul
00:05	6 HEDGES R Player IN <<----			
00:05	4 DUREPOS D Player IN <<----			
00:05	8 JOHNSON J Free Throw made (1 In)	15-25	-10	
00:05	13 STOUTENBERG C Player OUT ---->>			
00:05	8 JOHNSON J Player OUT ---->>			

## SECOND QUARTER

### Quarter Starters:

**CAN** 7 PETER R      11 BORISOFF J      12 ANDERSON P      14 DINI A      15 ENG D  
**USA** 15 CHAMBERS J      11 SERIO S      13 LADE J      14 SCHULTE P      6 LESPERANCE M

Game Time	CAN - Canada	Score	Lead	USA - United States
10:00	7 PETER R Player IN <<----			
10:00	11 BORISOFF J Player IN <<----			



## PLAY BY PLAY

文字比分播报

CAN 23 vs 35 USA

Attendance: 12000

Game Time	CAN - Canada	Score	Lead	USA - United States
10:00	12 ANDERSON P Player IN <<----			
10:00	14 DINI A Player IN <<----			
10:00	15 ENG D Player IN <<----			
10:00				15 CHAMBERS J Player IN <<----
10:00				11 SERIO S Player IN <<----
10:00				13 LADE J Player IN <<----
10:00				14 SCHULTE P Player IN <<----
10:00				6 LESPERANCE M Player IN <<----
09:58	Tap off situation, throw-in			
09:40	15 ENG D 2 Pts paint missed (2 Out)			
09:38				11 SERIO S Defensive Rebound
09:30				11 SERIO S 2-Pts missed (2 out)
09:29	12 ANDERSON P Defensive Rebound			
09:06	12 ANDERSON P 2-Pts missed (2 out)			
09:05	7 PETER R Offensive Rebound			
08:57				11 SERIO S Personal foul
08:57	12 ANDERSON P Foul On			
08:45	11 BORISOFF J 2 Pts paint missed (2 Out)			
08:43				15 CHAMBERS J Defensive Rebound
08:28				15 CHAMBERS J 2 Pts paint missed (2 Out)
08:27				11 SERIO S Offensive Rebound
08:27				11 SERIO S 2 Pts paint missed (2 Out)
08:23				11 SERIO S Offensive Rebound
08:23				11 SERIO S 2 Pts paint missed (2 Out)
08:23	15 ENG D Defensive Rebound			
08:23				5 PAYE M Player IN <<----
08:23				11 SERIO S Player OUT ---->>
08:04	12 ANDERSON P 3-Pts made (3 In)	18-25	-7	
07:55	15 ENG D Personal foul			
07:55				15 CHAMBERS J Foul On
07:48				14 SCHULTE P 2-Pts missed (2 out)
07:45	14 DINI A Defensive Rebound			
07:33	14 DINI A 2 Pts paint missed (2 Out)			
07:32				5 PAYE M Defensive Rebound
07:15				5 PAYE M 2-Pts missed (2 out)
07:14	12 ANDERSON P Defensive Rebound			
07:06	15 ENG D Foul On			
07:06				15 CHAMBERS J Personal foul
07:06				13 LADE J Player OUT ---->>
07:06				12 NELMS J Player IN <<----
07:06				10 GLASBRENNER J Player IN <<----
07:06				15 CHAMBERS J Player OUT ---->>



## PLAY BY PLAY

文字比分播报

CAN 23 vs 35 USA

Attendance: 12000

Game Time	CAN - Canada	Score	Lead	USA - United States
07:06	7 PETER R Player OUT ---->>			
07:06	15 ENG D Player OUT ---->>			
07:06	13 STOUTENBERG C Player IN <<----			
07:06	8 JOHNSON J Player IN <<----			
07:06	14 DINI A Player OUT ---->>			
07:06	5 ROUILLARD Y Player IN <<----			
06:43	5 ROUILLARD Y 3-Pts missed (3 Out)			
06:41				14 SCHULTE P Defensive Rebound
06:33		18-27	-9	6 LESPERANCE M 2-Pts paint made (2 In)
06:31				14 SCHULTE P Assist
06:04	8 JOHNSON J 3-Pts missed (3 Out)			
06:00				5 PAYE M Defensive Rebound
05:51		18-29	-11	10 GLASBRENNER J 2-Pts paint made (2 In)
05:51				14 SCHULTE P Assist
05:51	8 JOHNSON J Personal foul			
05:51				10 GLASBRENNER J Foul On
05:51	Time out			
05:51		18-30	-12	10 GLASBRENNER J Free Throw made (1 In)
05:47				12 NELMS J Personal foul
05:47	11 BORISOFF J Foul On			
05:23	11 BORISOFF J 2 Pts paint missed (2 Out)			
05:21				5 PAYE M Defensive Rebound
05:03		18-32	-14	10 GLASBRENNER J 2-Pts paint made (2 In)
05:03				14 SCHULTE P Assist
04:59				12 NELMS J Foul On
04:59				12 NELMS J Steal
04:59	13 STOUTENBERG C Offensive foul			
04:59	13 STOUTENBERG C Turnover			
04:53				14 SCHULTE P 3-Pts missed (3 Out)
04:53	Defensive Rebound			
04:40	8 JOHNSON J 2 Pts paint missed (2 Out)			
04:38				10 GLASBRENNER J Defensive Rebound
04:33	13 STOUTENBERG C Personal foul			
04:33				5 PAYE M Foul On
04:33	5 ROUILLARD Y Player OUT ---->>			
04:33	13 STOUTENBERG C Player OUT ---->>			
04:33	14 DINI A Player IN <<----			
04:33	7 PETER R Player IN <<----			
04:20		18-34	-16	12 NELMS J 2-Pts made (2 In)
04:18				14 SCHULTE P Assist
03:53	11 BORISOFF J 2-Pts paint made (2 In)	20-34	-14	
03:51	12 ANDERSON P Assist			





PLAY BY PLAY

文字比分播报

CAN 23 vs 35 USA

Attendance: 12000

Game Time	CAN - Canada	Score	Lead	USA - United States
03:38				5 PAYE M 2-Pts missed (2 out)
03:37	12 ANDERSON P Defensive Rebound			
03:27				Time out
03:19				Technical foul
03:19	12 ANDERSON P Free Throw missed (1 Out)			
03:19	12 ANDERSON P Free Throw made (1 In)	21-34	-13	
03:09	14 DINI A 2-Pts missed (2 out)			
03:07				14 SCHULTE P Defensive Rebound
03:01	12 ANDERSON P Unsportmanlike foul			
03:01				10 GLASBRENNER J Foul On
03:01	10 LANCIA A Player IN <<----			
03:01	12 ANDERSON P Player OUT ---->>			
03:01				10 GLASBRENNER J Free Throw missed (1 Out)
03:01		21-35	-14	10 GLASBRENNER J Free Throw made (1 In)
02:40				12 NELMS J 2 Pts paint missed (2 Out)
02:39	8 JOHNSON J Defensive Rebound			
02:29	8 JOHNSON J Foul On			
02:29				14 SCHULTE P Personal foul
02:20	11 BORISOFF J 2-Pts missed (2 out)			
02:18				5 PAYE M Defensive Rebound
01:59				12 NELMS J 2-Pts missed (2 out)
01:58	8 JOHNSON J Defensive Rebound			
01:58	10 LANCIA A Offensive foul			
01:58	10 LANCIA A Turnover			
01:58				12 NELMS J Foul On
01:58				12 NELMS J Steal
01:58				8 COUNTS J Player IN <<----
01:58				11 SERIO S Player IN <<----
01:58				12 NELMS J Player OUT ---->>
01:58				10 GLASBRENNER J Player OUT ---->>
01:58				6 LESPERANCE M Player OUT ---->>
01:58				4 BARBER E Player IN <<----
01:35				14 SCHULTE P 2-Pts missed (2 out)
01:33	10 LANCIA A Defensive Rebound			
01:33				8 COUNTS J Personal foul
01:33	10 LANCIA A Foul On			
01:33	12 ANDERSON P Player IN <<----			
01:33	8 JOHNSON J Player OUT ---->>			
01:33	10 LANCIA A Free Throw missed (1 Out)			
01:33	10 LANCIA A Free Throw missed (1 Out)			
01:30				8 COUNTS J Defensive Rebound
01:01				14 SCHULTE P Personal foul



PLAY BY PLAY

文字比分播报

CAN 23 vs 35 USA

Attendance: 12000

Game Time	CAN - Canada	Score	Lead	USA - United States
01:01	12 ANDERSON P Foul On			
01:01	15 ENG D Player IN <<----			
01:01	10 LANCIA A Player OUT ---->>			
01:01	12 ANDERSON P Free Throw made (1 In)	22-35	-13	
01:01	12 ANDERSON P Free Throw made (1 In)	23-35	-12	
00:34				5 PAYE M 2-Pts missed (2 out)
00:32	12 ANDERSON P Defensive Rebound			
00:27	15 ENG D Turnover			
00:27				8 COUNTS J Player OUT ---->>
00:27				9 SCOTT M Player IN <<----
00:03				5 PAYE M 2-Pts missed (2 out)
00:02	12 ANDERSON P Defensive Rebound			
00:02	12 ANDERSON P Turnover			



## PLAY BY PLAY

文字比分播报

CAN 69 vs 62 USA

Attendance: 12000

Scoring by 5 min intervals:		Q1		Q2		Q3		Q4		OT1	OT2
CAN		8	15	18	23	28	37	41	49	57	69
USA		13	25	32	35	39	45	47	49	57	62

### FIRST QUARTER

#### Quarter Starters:

**CAN** 7 PETER R                      8 JOHNSON J                      11 BORISOFF J                      12 ANDERSON P                      13 STOUTENBERG C  
**USA** 4 BARBER E                      11 SERIO S                      13 LADE J                      14 SCHULTE P                      15 CHAMBERS J

Game Time	CAN - Canada	Score	Lead	USA - United States
10:00	7 PETER R Player IN <<-----			
10:00	8 JOHNSON J Player IN <<-----			
10:00	11 BORISOFF J Player IN <<-----			
10:00	12 ANDERSON P Player IN <<-----			
10:00	13 STOUTENBERG C Player IN <<-----			
10:00				4 BARBER E Player IN <<-----
10:00				11 SERIO S Player IN <<-----
10:00				13 LADE J Player IN <<-----
10:00				14 SCHULTE P Player IN <<-----
10:00				15 CHAMBERS J Player IN <<-----
10:00	12 ANDERSON P Tap off lost			15 CHAMBERS J Tap off won
09:46		0-2	-2	15 CHAMBERS J 2-Pts paint made (2 In)
09:44				13 LADE J Assist
09:18	12 ANDERSON P 2-Pts paint made (2 In)	2-2	0	
08:57		2-4	-2	13 LADE J 2-Pts paint made (2 In)
08:55				15 CHAMBERS J Assist
08:42	7 PETER R 2-Pts paint made (2 In)	4-4	0	
08:40	11 BORISOFF J Assist			
08:24				14 SCHULTE P 2-Pts missed (2 out)
08:23	8 JOHNSON J Defensive Rebound			
08:18	7 PETER R 2 Pts paint missed (2 Out)			
08:16				15 CHAMBERS J Defensive Rebound
08:05		4-6	-2	13 LADE J 2-Pts made (2 In)
07:37	13 STOUTENBERG C 2-Pts made (2 In)	6-6	0	
07:35	12 ANDERSON P Assist			
07:22		6-9	-3	14 SCHULTE P 3-Pts made (3 In)
07:13				15 CHAMBERS J Steal
07:13	8 JOHNSON J Turnover			
07:13	8 JOHNSON J Steal			
07:13				11 SERIO S Turnover
06:53	12 ANDERSON P Fast Break			
06:51	12 ANDERSON P 2-Pts paint made (2 In)	8-9	-1	
06:49	8 JOHNSON J Assist			
06:45				11 SERIO S Turnover



## PLAY BY PLAY

文字比分播报

CAN 69 vs 62 USA

Attendance: 12000

Game Time	CAN - Canada	Score	Lead	USA - United States
06:34	12 ANDERSON P 2 Pts paint missed (2 Out)			
06:32				13 LADE J Defensive Rebound
06:22		8-11	-3	13 LADE J 2-Pts paint made (2 In)
06:03	13 STOUTENBERG C 2-Pts missed (2 out)			
06:00				15 CHAMBERS J Defensive Rebound
05:49				15 CHAMBERS J 2 Pts paint missed (2 Out)
05:49	13 STOUTENBERG C Blocked Shot			
05:49				15 CHAMBERS J Offensive Rebound
05:37				13 LADE J 2-Pts missed (2 out)
05:35	8 JOHNSON J Defensive Rebound			
05:18	13 STOUTENBERG C 2 Pts paint missed (2 Out)			
05:16				15 CHAMBERS J Defensive Rebound
05:03		8-13	-5	11 SERIO S 2-Pts paint made (2 In)
05:02				13 LADE J Assist
04:58				15 CHAMBERS J Personal foul
04:58	8 JOHNSON J Foul On			
04:43	7 PETER R 2-Pts paint made (2 In)	10-13	-3	
04:41	12 ANDERSON P Assist			
04:26		10-16	-6	14 SCHULTE P 3-Pts made (3 In)
04:06	8 JOHNSON J Turnover			
04:06				11 SERIO S Steal
04:06	Time out			
03:51				15 CHAMBERS J 2-Pts missed (2 out)
03:49	7 PETER R Defensive Rebound			
03:33	7 PETER R 2-Pts paint made (2 In)	12-16	-4	
03:31	11 BORISOFF J Assist			
03:24		12-18	-6	15 CHAMBERS J 2-Pts paint made (2 In)
03:24				15 CHAMBERS J Foul On
03:24				13 LADE J Assist
03:24	11 BORISOFF J Personal foul			
03:24	14 DINI A Player IN <<----			
03:24	11 BORISOFF J Player OUT ---->>			
03:23				15 CHAMBERS J Free Throw missed (1 Out)
03:20				13 LADE J Offensive Rebound
03:08				11 SERIO S 2-Pts missed (2 out)
03:05	7 PETER R Defensive Rebound			
02:57	7 PETER R Foul On			
02:57				4 BARBER E Personal foul
02:57	7 PETER R Free Throw missed (1 Out)			
02:56	7 PETER R Free Throw missed (1 Out)			
02:54				11 SERIO S Defensive Rebound
02:38		12-21	-9	14 SCHULTE P 3-Pts made (3 In)



## PLAY BY PLAY

文字比分播报

CAN 69 vs 62 USA

Attendance: 12000

Game Time	CAN - Canada	Score	Lead	USA - United States
02:36				11 SERIO S Assist
02:20				11 SERIO S Personal foul
02:20	12 ANDERSON P Foul On			
02:15	12 ANDERSON P 3-Pts missed (3 Out)			
02:14				Defensive Rebound
02:03	14 DINI A Personal foul			
02:03				11 SERIO S Foul On
01:52		12-23	-11	15 CHAMBERS J 2-Pts paint made (2 In)
01:51				14 SCHULTE P Assist
01:38				4 BARBER E Personal foul
01:38	7 PETER R Foul On			
01:30	13 STOUTENBERG C 2 Pts paint missed (2 Out)			
01:29				11 SERIO S Defensive Rebound
01:08		12-25	-13	15 CHAMBERS J 2-Pts made (2 In)
00:52	8 JOHNSON J Turnover			
00:43				14 SCHULTE P Foul On
00:43	13 STOUTENBERG C Personal foul			
00:43				6 LESPERANCE M Player IN <<----
00:43				4 BARBER E Player OUT ---->>
00:43				9 SCOTT M Player IN <<----
00:43				11 SERIO S Player OUT ---->>
00:36	8 JOHNSON J Personal foul			
00:36				14 SCHULTE P Foul On
00:20				13 LADE J 2 Pts paint missed (2 Out)
00:19	8 JOHNSON J Defensive Rebound			
00:05	8 JOHNSON J 2-Pts paint made (2 In)	14-25	-11	
00:05	12 ANDERSON P Assist			
00:05	8 JOHNSON J Foul On			
00:05				15 CHAMBERS J Personal foul
00:05	6 HEDGES R Player IN <<----			
00:05	4 DUREPOS D Player IN <<----			
00:05	8 JOHNSON J Free Throw made (1 In)	15-25	-10	
00:05	13 STOUTENBERG C Player OUT ---->>			
00:05	8 JOHNSON J Player OUT ---->>			

## SECOND QUARTER

### Quarter Starters:

**CAN** 7 PETER R      11 BORISOFF J      12 ANDERSON P      14 DINI A      15 ENG D  
**USA** 15 CHAMBERS J      11 SERIO S      13 LADE J      14 SCHULTE P      6 LESPERANCE M

Game Time	CAN - Canada	Score	Lead	USA - United States
10:00	7 PETER R Player IN <<----			
10:00	11 BORISOFF J Player IN <<----			



## PLAY BY PLAY

文字比分播报

CAN 69 vs 62 USA

Attendance: 12000

Game Time	CAN - Canada	Score	Lead	USA - United States
10:00	12 ANDERSON P Player IN <<-----			
10:00	14 DINI A Player IN <<-----			
10:00	15 ENG D Player IN <<-----			
10:00				15 CHAMBERS J Player IN <<-----
10:00				11 SERIO S Player IN <<-----
10:00				13 LADE J Player IN <<-----
10:00				14 SCHULTE P Player IN <<-----
10:00				6 LESPERANCE M Player IN <<-----
09:58	Tap off situation, throw-in			
09:40	15 ENG D 2 Pts paint missed (2 Out)			
09:38				11 SERIO S Defensive Rebound
09:30				11 SERIO S 2-Pts missed (2 out)
09:29	12 ANDERSON P Defensive Rebound			
09:06	12 ANDERSON P 2-Pts missed (2 out)			
09:05	7 PETER R Offensive Rebound			
08:57				11 SERIO S Personal foul
08:57	12 ANDERSON P Foul On			
08:45	11 BORISOFF J 2 Pts paint missed (2 Out)			
08:43				15 CHAMBERS J Defensive Rebound
08:28				15 CHAMBERS J 2 Pts paint missed (2 Out)
08:27				11 SERIO S Offensive Rebound
08:27				11 SERIO S 2 Pts paint missed (2 Out)
08:23				11 SERIO S Offensive Rebound
08:23				11 SERIO S 2 Pts paint missed (2 Out)
08:23	15 ENG D Defensive Rebound			
08:23				5 PAYE M Player IN <<-----
08:23				11 SERIO S Player OUT ----->>
08:04	12 ANDERSON P 3-Pts made (3 In)	18-25	-7	
07:55	15 ENG D Personal foul			
07:55				15 CHAMBERS J Foul On
07:48				14 SCHULTE P 2-Pts missed (2 out)
07:45	14 DINI A Defensive Rebound			
07:33	14 DINI A 2 Pts paint missed (2 Out)			
07:32				5 PAYE M Defensive Rebound
07:15				5 PAYE M 2-Pts missed (2 out)
07:14	12 ANDERSON P Defensive Rebound			
07:06	15 ENG D Foul On			
07:06				15 CHAMBERS J Personal foul
07:06				13 LADE J Player OUT ----->>
07:06				12 NELMS J Player IN <<-----
07:06				10 GLASBRENNER J Player IN <<-----
07:06				15 CHAMBERS J Player OUT ----->>



## PLAY BY PLAY

文字比分播报

CAN 69 vs 62 USA

Attendance: 12000

Game Time	CAN - Canada	Score	Lead	USA - United States
07:06	7 PETER R Player OUT ---->>			
07:06	15 ENG D Player OUT ---->>			
07:06	13 STOUTENBERG C Player IN <<----			
07:06	8 JOHNSON J Player IN <<----			
07:06	14 DINI A Player OUT ---->>			
07:06	5 ROUILLARD Y Player IN <<----			
06:43	5 ROUILLARD Y 3-Pts missed (3 Out)			
06:41				14 SCHULTE P Defensive Rebound
06:33		18-27	-9	6 LESPERANCE M 2-Pts paint made (2 In)
06:31				14 SCHULTE P Assist
06:04	8 JOHNSON J 3-Pts missed (3 Out)			
06:00				5 PAYE M Defensive Rebound
05:51		18-29	-11	10 GLASBRENNER J 2-Pts paint made (2 In)
05:51				14 SCHULTE P Assist
05:51	8 JOHNSON J Personal foul			
05:51				10 GLASBRENNER J Foul On
05:51	Time out			
05:51		18-30	-12	10 GLASBRENNER J Free Throw made (1 In)
05:47				12 NELMS J Personal foul
05:47	11 BORISOFF J Foul On			
05:23	11 BORISOFF J 2 Pts paint missed (2 Out)			
05:21				5 PAYE M Defensive Rebound
05:03		18-32	-14	10 GLASBRENNER J 2-Pts paint made (2 In)
05:03				14 SCHULTE P Assist
04:59				12 NELMS J Foul On
04:59				12 NELMS J Steal
04:59	13 STOUTENBERG C Offensive foul			
04:59	13 STOUTENBERG C Turnover			
04:53				14 SCHULTE P 3-Pts missed (3 Out)
04:53	Defensive Rebound			
04:40	8 JOHNSON J 2 Pts paint missed (2 Out)			
04:38				10 GLASBRENNER J Defensive Rebound
04:33	13 STOUTENBERG C Personal foul			
04:33				5 PAYE M Foul On
04:33	5 ROUILLARD Y Player OUT ---->>			
04:33	13 STOUTENBERG C Player OUT ---->>			
04:33	14 DINI A Player IN <<----			
04:33	7 PETER R Player IN <<----			
04:20		18-34	-16	12 NELMS J 2-Pts made (2 In)
04:18				14 SCHULTE P Assist
03:53	11 BORISOFF J 2-Pts paint made (2 In)	20-34	-14	
03:51	12 ANDERSON P Assist			



## PLAY BY PLAY

文字比分播报

CAN 69 vs 62 USA

Attendance: 12000

Game Time	CAN - Canada	Score	Lead	USA - United States
03:38				5 PAYE M 2-Pts missed (2 out)
03:37	12 ANDERSON P Defensive Rebound			
03:27				Time out
03:19				Technical foul
03:19	12 ANDERSON P Free Throw missed (1 Out)			
03:19	12 ANDERSON P Free Throw made (1 In)	21-34	-13	
03:09	14 DINI A 2-Pts missed (2 out)			
03:07				14 SCHULTE P Defensive Rebound
03:01	12 ANDERSON P Unsportmanlike foul			
03:01				10 GLASBRENNER J Foul On
03:01	10 LANCIA A Player IN <<----			
03:01	12 ANDERSON P Player OUT ---->>			
03:01				10 GLASBRENNER J Free Throw missed (1 Out)
03:01		21-35	-14	10 GLASBRENNER J Free Throw made (1 In)
02:40				12 NELMS J 2 Pts paint missed (2 Out)
02:39	8 JOHNSON J Defensive Rebound			
02:29	8 JOHNSON J Foul On			
02:29				14 SCHULTE P Personal foul
02:20	11 BORISOFF J 2-Pts missed (2 out)			
02:18				5 PAYE M Defensive Rebound
01:59				12 NELMS J 2-Pts missed (2 out)
01:58	8 JOHNSON J Defensive Rebound			
01:58	10 LANCIA A Offensive foul			
01:58	10 LANCIA A Turnover			
01:58				12 NELMS J Foul On
01:58				12 NELMS J Steal
01:58				8 COUNTS J Player IN <<----
01:58				11 SERIO S Player IN <<----
01:58				12 NELMS J Player OUT ---->>
01:58				10 GLASBRENNER J Player OUT ---->>
01:58				6 LESPERANCE M Player OUT ---->>
01:58				4 BARBER E Player IN <<----
01:35				14 SCHULTE P 2-Pts missed (2 out)
01:33	10 LANCIA A Defensive Rebound			
01:33				8 COUNTS J Personal foul
01:33	10 LANCIA A Foul On			
01:33	12 ANDERSON P Player IN <<----			
01:33	8 JOHNSON J Player OUT ---->>			
01:33	10 LANCIA A Free Throw missed (1 Out)			
01:33	10 LANCIA A Free Throw missed (1 Out)			
01:30				8 COUNTS J Defensive Rebound
01:01				14 SCHULTE P Personal foul





## PLAY BY PLAY

文字比分播报

CAN 69 vs 62 USA

Attendance: 12000

Game Time	CAN - Canada	Score	Lead	USA - United States
01:01	12 ANDERSON P Foul On			
01:01	15 ENG D Player IN <<----			
01:01	10 LANCIA A Player OUT ---->>			
01:01	12 ANDERSON P Free Throw made (1 In)	22-35	-13	
01:01	12 ANDERSON P Free Throw made (1 In)	23-35	-12	
00:34				5 PAYE M 2-Pts missed (2 out)
00:32	12 ANDERSON P Defensive Rebound			
00:27	15 ENG D Turnover			
00:27				8 COUNTS J Player OUT ---->>
00:27				9 SCOTT M Player IN <<----
00:03				5 PAYE M 2-Pts missed (2 out)
00:02	12 ANDERSON P Defensive Rebound			
00:02	12 ANDERSON P Turnover			

## THIRD QUARTER

### Quarter Starters:

**CAN** 4 DUREPOS D      6 HEDGES R      7 PETER R      11 BORISOFF J      12 ANDERSON P  
**USA** 10 GLASBRENNER J      5 PAYE M      6 LESPERANCE M      12 NELMS J      14 SCHULTE P

Game Time	CAN - Canada	Score	Lead	USA - United States
10:00				10 GLASBRENNER J Player IN <<-----
10:00				5 PAYE M Player IN <<-----
10:00				6 LESPERANCE M Player IN <<-----
10:00				12 NELMS J Player IN <<-----
10:00				14 SCHULTE P Player IN <<-----
10:00	4 DUREPOS D Player IN <<-----			
10:00	6 HEDGES R Player IN <<-----			
10:00	7 PETER R Player IN <<-----			
10:00	11 BORISOFF J Player IN <<-----			
10:00	12 ANDERSON P Player IN <<-----			
00:00				Tap off situation, throw-in
09:47				14 SCHULTE P 2-Pts missed (2 out)
09:45	12 ANDERSON P Defensive Rebound			
09:44				14 SCHULTE P Personal foul
09:44	12 ANDERSON P Foul On			
09:35	4 DUREPOS D 2-Pts missed (2 out)			
09:29				6 LESPERANCE M Defensive Rebound
09:16				12 NELMS J 3-Pts missed (3 Out)
09:16				10 GLASBRENNER J Offensive Rebound
09:16	7 PETER R Personal foul			
09:16				10 GLASBRENNER J Foul On
09:16				10 GLASBRENNER J Free Throw missed (1 Out)
09:16				10 GLASBRENNER J Free Throw missed (1 Out)



PLAY BY PLAY

文字比分播报

CAN 69 vs 62 USA

Attendance: 12000

Game Time	CAN - Canada	Score	Lead	USA - United States
09:14	12 ANDERSON P Defensive Rebound			
08:58	7 PETER R Turnover			
08:48				14 SCHULTE P 2 Pts paint missed (2 Out)
08:47	12 ANDERSON P Defensive Rebound			
08:35	12 ANDERSON P 2-Pts missed (2 out)			
08:34				Defensive Rebound
08:34	Time out			
08:20				5 PAYE M 2-Pts missed (2 out)
08:18	7 PETER R Defensive Rebound			
07:59	4 DUREPOS D 2-Pts paint made (2 In)	25-35	-10	
07:59	12 ANDERSON P Assist			
07:59				6 LESPERANCE M Personal foul
07:59	4 DUREPOS D Foul On			
07:59				15 CHAMBERS J Player IN <<----
07:59				11 SERIO S Player IN <<----
07:59				13 LADE J Player IN <<----
07:59				10 GLASBRENNER J Player OUT ---->>
07:59				14 SCHULTE P Player OUT ---->>
07:59				12 NELMS J Player OUT ---->>
07:59	4 DUREPOS D Free Throw made (1 In)	26-35	-9	
07:50	6 HEDGES R Steal			
07:50				13 LADE J Turnover
07:44	7 PETER R 2 Pts paint missed (2 Out)			
07:42				15 CHAMBERS J Defensive Rebound
07:38	7 PETER R Steal			
07:38				11 SERIO S Turnover
07:38				Time out
07:23	7 PETER R 2-Pts paint made (2 In)	28-35	-7	
07:22	4 DUREPOS D Assist			
06:57				15 CHAMBERS J Offensive foul
06:57				15 CHAMBERS J Turnover
06:57	11 BORISOFF J Foul On			
06:57	11 BORISOFF J Steal			
06:57				9 SCOTT M Player IN <<----
06:57				15 CHAMBERS J Player OUT ---->>
06:42	4 DUREPOS D 2-Pts missed (2 out)			
06:40				11 SERIO S Defensive Rebound
06:23				6 LESPERANCE M Foul On
06:23	4 DUREPOS D Personal foul			
06:23				14 SCHULTE P Player IN <<----
06:23				4 BARBER E Player IN <<----
06:23				6 LESPERANCE M Player OUT ---->>



## PLAY BY PLAY

文字比分播报

CAN 69 vs 62 USA

Attendance: 12000

Game Time	CAN - Canada	Score	Lead	USA - United States
06:23				13 LADE J Player OUT ---->>
06:08		28-37	-9	5 PAYE M 2-Pts paint made (2 In)
06:06				14 SCHULTE P Assist
05:41	4 DUREPOS D 2-Pts missed (2 out)			
05:40				11 SERIO S Defensive Rebound
05:16		28-39	-11	9 SCOTT M 2-Pts made (2 In)
04:47	12 ANDERSON P 2-Pts paint made (2 In)	30-39	-9	
04:31	4 DUREPOS D Steal			
04:31				4 BARBER E Turnover
04:28	12 ANDERSON P 2-Pts paint made (2 In)	32-39	-7	
04:24	12 ANDERSON P Fast Break			
04:23	4 DUREPOS D Assist			
04:08		32-41	-9	5 PAYE M 2-Pts made (2 In)
04:08	6 HEDGES R Personal foul			
04:08				5 PAYE M Foul On
04:07				5 PAYE M Free Throw missed (1 Out)
04:05	12 ANDERSON P Defensive Rebound			
03:56	12 ANDERSON P Turnover			
03:32		32-43	-11	11 SERIO S 2-Pts made (2 In)
03:31				5 PAYE M Assist
03:18				4 BARBER E Personal foul
03:18	6 HEDGES R Foul On			
03:06				9 SCOTT M Steal
03:06	4 DUREPOS D Turnover			
03:00				11 SERIO S Fast Break
02:58		32-45	-13	11 SERIO S 2-Pts paint made (2 In)
02:54				4 BARBER E Assist
02:52				9 SCOTT M Personal foul
02:52	12 ANDERSON P Foul On			
02:52	8 JOHNSON J Player IN <<----			
02:52	13 STOUTENBERG C Player IN <<----			
02:52	6 HEDGES R Player OUT ---->>			
02:52	4 DUREPOS D Player OUT ---->>			
02:52	12 ANDERSON P Free Throw made (1 In)	33-45	-12	
02:52	12 ANDERSON P Free Throw made (1 In)	34-45	-11	
02:37				11 SERIO S 2-Pts missed (2 out)
02:29	13 STOUTENBERG C Defensive Rebound			
02:14	12 ANDERSON P 3-Pts made (3 In)	37-45	-8	
02:12	13 STOUTENBERG C Assist			
01:51				11 SERIO S 2-Pts missed (2 out)
01:49	12 ANDERSON P Defensive Rebound			
01:30				9 SCOTT M Steal



## PLAY BY PLAY

文字比分播报

CAN 69 vs 62 USA

Attendance: 12000

Game Time	CAN - Canada	Score	Lead	USA - United States
01:30	13 STOUTENBERG C Turnover			
01:30	7 PETER R Personal foul			
01:30				11 SERIO S Foul On
01:07				14 SCHULTE P 2-Pts missed (2 out)
01:05	11 BORISOFF J Defensive Rebound			
00:52	12 ANDERSON P 2 Pts paint missed (2 Out)			
00:46				14 SCHULTE P Defensive Rebound
00:41				5 PAYE M 2 Pts paint missed (2 Out)
00:03				8 COUNTS J Player IN <<----
00:03				9 SCOTT M Player OUT ---->>
00:40	12 ANDERSON P Defensive Rebound			
00:19	7 PETER R 2 Pts paint missed (2 Out)			
00:18				5 PAYE M Defensive Rebound
00:03				8 COUNTS J Turnover
00:03				9 SCOTT M Player IN <<----
00:03				8 COUNTS J Player OUT ---->>
00:03				6 LESPERANCE M Player IN <<----
00:03				4 BARBER E Player OUT ---->>
00:00				14 SCHULTE P Steal
00:00	12 ANDERSON P Turnover			

## FOURTH QUARTER

### Quarter Starters:

CAN

USA

Game Time	CAN - Canada	Score	Lead	USA - United States
10:00				5 PAYE M Player IN <<----
10:00				9 SCOTT M Player IN <<----
10:00				11 SERIO S Player IN <<----
10:00				14 SCHULTE P Player IN <<----
10:00				4 BARBER E Player IN <<----
10:00	7 PETER R Player IN <<----			
10:00	8 JOHNSON J Player IN <<----			
10:00	12 ANDERSON P Player IN <<----			
10:00	13 STOUTENBERG C Player IN <<----			
10:00	14 DINI A Player IN <<----			
09:59	Tap off situation, throw-in			
09:46				9 SCOTT M Steal
09:46	12 ANDERSON P Turnover			
09:26				4 BARBER E 2 Pts paint missed (2 Out)
09:26	12 ANDERSON P Defensive Rebound			
09:26				9 SCOTT M Personal foul



## PLAY BY PLAY

文字比分播报

CAN 69 vs 62 USA

Attendance: 12000

Game Time	CAN - Canada	Score	Lead	USA - United States
09:26	12 ANDERSON P Foul On			
09:06	14 DINI A 2 Pts paint missed (2 Out)			
08:54				11 SERIO S Defensive Rebound
08:51				11 SERIO S 2 Pts paint missed (2 Out)
08:50	8 JOHNSON J Defensive Rebound			
08:47				14 SCHULTE P Personal foul
08:47	8 JOHNSON J Foul On			
08:34	11 BORISOFF J 2-Pts paint made (2 In)	39-45	-6	
08:29	13 STOUTENBERG C Player OUT ---->>			
08:29	13 STOUTENBERG C Player IN <<----			
08:29	11 BORISOFF J Player IN <<----			
08:29	14 DINI A Player OUT ---->>			
08:23				5 PAYE M 3-Pts missed (3 Out)
08:23	Defensive Rebound			
08:23				14 SCHULTE P Player OUT ---->>
08:23				11 SERIO S Player OUT ---->>
08:23				15 CHAMBERS J Player IN <<----
08:23				13 LADE J Player IN <<----
08:06	11 BORISOFF J 2-Pts missed (2 out)			
08:04				13 LADE J Defensive Rebound
07:42				5 PAYE M 2 Pts paint missed (2 Out)
07:41	7 PETER R Defensive Rebound			
07:34				9 SCOTT M Personal foul
07:34	12 ANDERSON P Foul On			
07:24	13 STOUTENBERG C Turnover			
07:24	15 ENG D Player IN <<----			
07:24	8 JOHNSON J Player OUT ---->>			
07:06				15 CHAMBERS J 2-Pts missed (2 out)
07:05	11 BORISOFF J Defensive Rebound			
07:00	12 ANDERSON P Fast Break			
06:58	12 ANDERSON P 2-Pts paint made (2 In)	41-45	-4	
06:57	11 BORISOFF J Assist			
06:37				5 PAYE M 2-Pts missed (2 out)
06:35	7 PETER R Defensive Rebound			
06:31	7 PETER R Turnover			
06:31				12 NELMS J Player IN <<----
06:31				14 SCHULTE P Player IN <<----
06:31				9 SCOTT M Player OUT ---->>
06:31				5 PAYE M Player OUT ---->>
06:31	8 JOHNSON J Player IN <<----			
06:31	15 ENG D Player OUT ---->>			
06:31	14 DINI A Player IN <<----			



## PLAY BY PLAY

文字比分播报

CAN 69 vs 62 USA

Attendance: 12000

Game Time	CAN - Canada	Score	Lead	USA - United States
06:31	13 STOUTENBERG C Player OUT ---->>			
06:31				11 SERIO S Player IN <<----
06:31				13 LADE J Player OUT ---->>
06:02				15 CHAMBERS J 2-Pts missed (2 out)
06:01	12 ANDERSON P Defensive Rebound			
05:55				14 SCHULTE P Personal foul
05:55	8 JOHNSON J Foul On			
05:55				14 SCHULTE P Player OUT ---->>
05:55				5 PAYE M Player IN <<----
05:55				Time out
05:55	11 BORISOFF J Turnover			
05:40				12 NELMS J 2-Pts missed (2 out)
05:40	8 JOHNSON J Defensive Rebound			
05:40	13 STOUTENBERG C Player IN <<----			
05:40	14 DINI A Player OUT ---->>			
05:25	8 JOHNSON J Foul On			
05:25				12 NELMS J Personal foul
05:25	8 JOHNSON J Free Throw missed (1 Out)			
05:25	8 JOHNSON J Free Throw missed (1 Out)			
05:21				11 SERIO S Defensive Rebound
05:04		41-47	-6	15 CHAMBERS J 2-Pts made (2 In)
05:02				5 PAYE M Assist
04:52				5 PAYE M Steal
04:52	11 BORISOFF J Turnover			
04:41				4 BARBER E 2 Pts paint missed (2 Out)
04:40	7 PETER R Defensive Rebound			
04:34	13 STOUTENBERG C 2 Pts paint missed (2 Out)			
04:34	8 JOHNSON J Offensive Rebound			
04:34	8 JOHNSON J Turnover			
04:18				12 NELMS J 2-Pts missed (2 out)
04:17	7 PETER R Defensive Rebound			
03:57	8 JOHNSON J 2 Pts paint missed (2 Out)			
03:54				15 CHAMBERS J Defensive Rebound
03:38				12 NELMS J Turnover
03:38	12 ANDERSON P Steal			
03:32	12 ANDERSON P Foul On			
03:32				11 SERIO S Personal foul
03:32				13 LADE J Player IN <<----
03:32				12 NELMS J Player OUT ---->>
03:32	8 JOHNSON J Player OUT ---->>			
03:32	15 ENG D Player IN <<----			
03:32	12 ANDERSON P Free Throw missed (1 Out)			



## PLAY BY PLAY

文字比分播报

CAN 69 vs 62 USA

Attendance: 12000

Game Time	CAN - Canada	Score	Lead	USA - United States
03:32	12 ANDERSON P Free Throw made (1 In)	42-47	-5	
03:12				15 CHAMBERS J 2 Pts paint missed (2 Out)
03:11	7 PETER R Defensive Rebound			
02:48	15 ENG D 2-Pts paint made (2 In)	44-47	-3	
02:46	13 STOUTENBERG C Assist			
02:30		44-49	-5	15 CHAMBERS J 2-Pts paint made (2 In)
02:28				4 BARBER E Assist
02:23	7 PETER R Offensive foul			
02:23	7 PETER R Turnover			
02:23				11 SERIO S Foul On
02:23				11 SERIO S Steal
02:23	Time out			
02:03				13 LADE J 2-Pts missed (2 out)
02:02	7 PETER R Defensive Rebound			
01:48	7 PETER R 2 Pts paint missed (2 Out)			
01:43	12 ANDERSON P Offensive Rebound			
01:40	12 ANDERSON P 2-Pts made (2 In)	46-49	-3	
01:39	15 ENG D Assist			
01:21				5 PAYE M 2-Pts missed (2 out)
01:19	12 ANDERSON P Defensive Rebound			
01:06	15 ENG D Turnover			
01:06				12 NELMS J Player IN <<----
01:06				13 LADE J Player OUT ---->>
00:50				5 PAYE M Foul On
00:50	7 PETER R Personal foul			
00:50	4 DUREPOS D Player IN <<----			
00:50	6 HEDGES R Player IN <<----			
00:50	15 ENG D Player OUT ---->>			
00:50	13 STOUTENBERG C Player OUT ---->>			
00:26				12 NELMS J 2-Pts missed (2 out)
00:25	7 PETER R Defensive Rebound			
00:16	12 ANDERSON P 3-Pts made (3 In)	49-49	0	
00:16				Time out
00:16				9 SCOTT M Player IN <<----
00:16				11 SERIO S Player OUT ---->>
00:00				15 CHAMBERS J 2-Pts missed (2 out)
00:00	12 ANDERSON P Defensive Rebound			
00:00	12 ANDERSON P 3-Pts missed (3 Out)			

### FIRST OVERTIME

#### Quarter Starters:

<b>CAN</b> 4 DUREPOS D	7 PETER R	12 ANDERSON P	6 HEDGES R	11 BORISOFF J
<b>USA</b> 4 BARBER E	5 PAYE M	11 SERIO S	12 NELMS J	15 CHAMBERS J



## PLAY BY PLAY

文字比分播报

CAN 69 vs 62 USA

Attendance: 12000

Game Time	CAN - Canada	Score	Lead	USA - United States
05:00	4 DUREPOS D Player IN <<----			
05:00	7 PETER R Player IN <<----			
05:00	12 ANDERSON P Player IN <<----			
05:00	6 HEDGES R Player IN <<----			
05:00	11 BORISOFF J Player IN <<----			
05:00				4 BARBER E Player IN <<----
05:00				5 PAYE M Player IN <<----
05:00				11 SERIO S Player IN <<----
05:00				12 NELMS J Player IN <<----
05:00				15 CHAMBERS J Player IN <<----
05:00				Tap off situation, throw-in
04:52		49-52	-3	5 PAYE M 3-Pts made (3 In)
04:31	11 BORISOFF J 2-Pts paint made (2 In)	51-52	-1	
04:29	6 HEDGES R Assist			
04:15				5 PAYE M 3-Pts missed (3 Out)
04:14	11 BORISOFF J Defensive Rebound			
03:57	6 HEDGES R 2 Pts paint missed (2 Out)			
03:54				15 CHAMBERS J Defensive Rebound
03:37				11 SERIO S Turnover
03:14	7 PETER R 2-Pts paint made (2 In)	53-52	+1	
03:12	4 DUREPOS D Assist			
02:55				4 BARBER E 2-Pts missed (2 out)
02:51	4 DUREPOS D Defensive Rebound			
02:36	6 HEDGES R 2 Pts paint missed (2 Out)			
02:35	11 BORISOFF J Offensive Rebound			
02:33	11 BORISOFF J Turnover			
02:33				15 CHAMBERS J Steal
02:18		53-54	-1	12 NELMS J 2-Pts paint made (2 In)
01:50	6 HEDGES R 2-Pts missed (2 out)			
01:48				5 PAYE M Defensive Rebound
01:32				12 NELMS J 2-Pts missed (2 out)
01:30				15 CHAMBERS J Offensive Rebound
01:15		53-56	-3	15 CHAMBERS J 2-Pts paint made (2 In)
01:15	13 STOUTENBERG C Player IN <<----			
01:15	11 BORISOFF J Player OUT ---->>			
00:57	12 ANDERSON P 3-Pts missed (3 Out)			
00:57				Defensive Rebound
00:57	Time out			
00:57	10 LANCIA A Player IN <<----			
00:57	12 ANDERSON P Player OUT ---->>			
00:56	10 LANCIA A Personal foul			
00:56				5 PAYE M Foul On





## PLAY BY PLAY

文字比分播报

CAN 69 vs 62 USA

Attendance: 12000

Game Time	CAN - Canada	Score	Lead	USA - United States
00:55	10 LANCIA A Personal foul			
00:55				5 PAYE M Foul On
00:55	12 ANDERSON P Player IN <<----			
00:55	10 LANCIA A Player OUT ---->>			
00:47	4 DUREPOS D Steal			
00:47				4 BARBER E Turnover
00:36	4 DUREPOS D 3-Pts missed (3 Out)			
00:34				15 CHAMBERS J Defensive Rebound
00:34	7 PETER R Personal foul			
00:34				15 CHAMBERS J Foul On
00:34	7 PETER R Player OUT ---->>			
00:34				13 LADE J Player IN <<----
00:34				5 PAYE M Player OUT ---->>
00:34	8 JOHNSON J Player IN <<----			
00:34	4 DUREPOS D Player OUT ---->>			
00:34	11 BORISOFF J Player IN <<----			
00:34				15 CHAMBERS J Free Throw missed (1 Out)
00:34				15 CHAMBERS J Free Throw missed (1 Out)
00:32	8 JOHNSON J Defensive Rebound			
00:24				15 CHAMBERS J Personal foul
00:24	8 JOHNSON J Foul On			
00:24				9 SCOTT M Player IN <<----
00:24				15 CHAMBERS J Player OUT ---->>
00:24				5 PAYE M Player IN <<----
00:24				13 LADE J Player OUT ---->>
00:24				Time out
00:24				8 COUNTS J Player IN <<----
00:24				13 LADE J Player IN <<----
00:24				5 PAYE M Player OUT ---->>
00:24				12 NELMS J Player OUT ---->>
00:24	8 JOHNSON J Free Throw made (1 In)	54-56	-2	
00:24	8 JOHNSON J Free Throw made (1 In)	55-56	-1	
00:24	8 JOHNSON J Personal foul			
00:24				8 COUNTS J Foul On
00:24				8 COUNTS J Free Throw missed (1 Out)
00:24		55-57	-2	8 COUNTS J Free Throw made (1 In)
00:21				9 SCOTT M Personal foul
00:21	12 ANDERSON P Foul On			
00:21	12 ANDERSON P Free Throw made (1 In)	56-57	-1	
00:20	12 ANDERSON P Free Throw missed (1 Out)			
00:19				9 SCOTT M Defensive Rebound
00:19	12 ANDERSON P Personal foul			



## PLAY BY PLAY

文字比分播报

CAN 69 vs 62 USA

Attendance: 12000

Game Time	CAN - Canada	Score	Lead	USA - United States
00:19				9 SCOTT M Foul On
00:19				9 SCOTT M Free Throw missed (1 Out)
00:18				9 SCOTT M Free Throw missed (1 Out)
00:15	12 ANDERSON P Defensive Rebound			
00:11	8 JOHNSON J Foul On			
00:11				9 SCOTT M Personal foul
00:11				9 SCOTT M Player OUT ---->>
00:11				12 NELMS J Player IN <<----
00:11				10 GLASBRENNER J Player IN <<----
00:11				8 COUNTS J Player OUT ---->>
00:11	8 JOHNSON J Free Throw missed (1 Out)			
00:11	8 JOHNSON J Free Throw made (1 In)	57-57	0	
00:08	8 JOHNSON J Steal			
00:08				11 SERIO S Turnover
00:01	12 ANDERSON P 3-Pts missed (3 Out)			

## SECOND OVERTIME

### Quarter Starters:

CAN 8 JOHNSON J      11 BORISOFF J      12 ANDERSON P      13 STOUTENBERG C      6 HEDGES R  
USA 4 BARBER E      10 GLASBRENNER J      11 SERIO S      12 NELMS J      13 LADE J

Game Time	CAN - Canada	Score	Lead	USA - United States
05:00				4 BARBER E Player IN <<----
05:00				10 GLASBRENNER J Player IN <<----
05:00				11 SERIO S Player IN <<----
05:00				12 NELMS J Player IN <<----
05:00				13 LADE J Player IN <<----
05:00	8 JOHNSON J Player IN <<----			
05:00	11 BORISOFF J Player IN <<----			
05:00	12 ANDERSON P Player IN <<----			
05:00	13 STOUTENBERG C Player IN <<----			
05:00	6 HEDGES R Player IN <<----			
05:00	Tap off situation, throw-in			
04:52	8 JOHNSON J Foul On			
04:52				12 NELMS J Personal foul
04:52	8 JOHNSON J Free Throw made (1 In)	58-57	+1	
04:51	8 JOHNSON J Free Throw missed (1 Out)			
04:49				10 GLASBRENNER J Defensive Rebound
04:37		58-59	-1	10 GLASBRENNER J 2-Pts paint made (2 In)
04:35				11 SERIO S Assist
04:21	13 STOUTENBERG C 2 Pts paint missed (2 Out)			
04:20	13 STOUTENBERG C Offensive Rebound			
04:17	13 STOUTENBERG C 2 Pts paint missed (2 Out)			



## PLAY BY PLAY

文字比分播报

CAN 69 vs 62 USA

Attendance: 12000

Game Time	CAN - Canada	Score	Lead	USA - United States
04:17	8 JOHNSON J Offensive Rebound			
04:17				10 GLASBRENNER J Personal foul
04:17	8 JOHNSON J Foul On			
04:17	8 JOHNSON J Free Throw made (1 In)	59-59	0	
04:17	8 JOHNSON J Free Throw missed (1 Out)			
04:13	12 ANDERSON P Offensive Rebound			
04:13	12 ANDERSON P 2 Pts paint missed (2 Out)			
04:06				11 SERIO S Blocked Shot
04:04				4 BARBER E Defensive Rebound
03:54				12 NELMS J 2-Pts missed (2 out)
03:51				13 LADE J Offensive Rebound
03:46	8 JOHNSON J Personal foul			
03:46				10 GLASBRENNER J Foul On
03:46	15 ENG D Player IN <<----			
03:46	8 JOHNSON J Player OUT ---->>			
03:46		59-60	-1	10 GLASBRENNER J Free Throw made (1 In)
03:46				10 GLASBRENNER J Free Throw missed (1 Out)
03:46	Defensive Rebound			
03:27				10 GLASBRENNER J Steal
03:27	13 STOUTENBERG C Turnover			
03:24	15 ENG D Personal foul			
03:24				11 SERIO S Foul On
03:24	8 JOHNSON J Player IN <<----			
03:24	15 ENG D Player OUT ---->>			
03:24				11 SERIO S Free Throw missed (1 Out)
03:24				11 SERIO S Free Throw missed (1 Out)
03:24	Defensive Rebound			
03:09				10 GLASBRENNER J Personal foul
03:09	12 ANDERSON P Foul On			
03:09	12 ANDERSON P Free Throw made (1 In)	60-60	0	
03:09	12 ANDERSON P Free Throw made (1 In)	61-60	+1	
02:52				10 GLASBRENNER J 2-Pts missed (2 out)
02:50	12 ANDERSON P Defensive Rebound			
02:33	12 ANDERSON P 2-Pts missed (2 out)			
02:31				10 GLASBRENNER J Defensive Rebound
02:27				11 SERIO S 2 Pts paint missed (2 Out)
02:26	Defensive Rebound			
02:12	8 JOHNSON J Foul On			
02:12				12 NELMS J Personal foul
02:12	8 JOHNSON J Free Throw made (1 In)	62-60	+2	
02:11	8 JOHNSON J Free Throw missed (1 Out)			
02:08	8 JOHNSON J Offensive Rebound			



## PLAY BY PLAY

文字比分播报

CAN 69 vs 62 USA

Attendance: 12000

Game Time	CAN - Canada	Score	Lead	USA - United States
01:57	8 JOHNSON J 2-Pts paint made (2 In)	64-60	+4	
01:57	13 STOUTENBERG C Assist			
01:57				4 BARBER E Personal foul
01:57	8 JOHNSON J Foul On			
01:57				13 LADE J Player OUT ---->>
01:57				12 NELMS J Player OUT ---->>
01:57				7 MAZZI J Player IN <<----
01:57				5 PAYE M Player IN <<----
01:57	8 JOHNSON J Free Throw missed (1 Out)			
01:54	8 JOHNSON J Offensive Rebound			
01:35	8 JOHNSON J 2-Pts missed (2 out)			
01:34	12 ANDERSON P Defensive Rebound			
01:24	12 ANDERSON P Technical foul			
01:24				5 PAYE M Free Throw missed (1 Out)
01:24				5 PAYE M Free Throw missed (1 Out)
01:13				5 PAYE M 2 Pts paint missed (2 Out)
01:12				Offensive Rebound
00:50				10 GLASBRENNER J 2-Pts missed (2 out)
00:49	8 JOHNSON J Defensive Rebound			
00:49				11 SERIO S Personal foul
00:49	12 ANDERSON P Foul On			
00:49	12 ANDERSON P Free Throw missed (1 Out)			
00:49	12 ANDERSON P Free Throw made (1 In)	65-60	+5	
00:38				7 MAZZI J 2 Pts paint missed (2 Out)
00:36	12 ANDERSON P Defensive Rebound			
00:32	8 JOHNSON J 2-Pts paint made (2 In)	67-60	+7	
00:31	8 JOHNSON J Fast Break			
00:30	12 ANDERSON P Assist			
00:22		67-62	+5	10 GLASBRENNER J 2-Pts paint made (2 In)
00:22				5 PAYE M Assist
00:21				5 PAYE M Personal foul
00:21	12 ANDERSON P Foul On			
00:21	12 ANDERSON P Free Throw missed (1 Out)			
00:21	12 ANDERSON P Free Throw made (1 In)	68-62	+6	
00:09				7 MAZZI J 3-Pts missed (3 Out)
00:09	Defensive Rebound			
00:09	Time out			
00:09				6 LESPERANCE M Player IN <<----
00:09				8 COUNTS J Player IN <<----
00:09				11 SERIO S Player OUT ---->>
00:09				4 BARBER E Player OUT ---->>
00:07				5 PAYE M Personal foul



PLAY BY PLAY

文字比分播报

CAN 69 vs 62 USA

Attendance: 12000

Game Time	CAN - Canada	Score	Lead	USA - United States
00:07	12 ANDERSON P Foul On			
00:07	15 ENG D Player IN <<----			
00:07	8 JOHNSON J Player OUT ---->>			
00:07	12 ANDERSON P Free Throw missed (1 Out)			
00:07	12 ANDERSON P Free Throw made (1 In)	69-62	+7	
00:00				10 GLASBRENNER J 3-Pts missed (3 Out)



## RESULTS

比赛成绩

### CAN 23 vs 35 USA

Attendance: 12000

Referee: KINDERVATER Max (GER)

Commissioner: VIVIERS Nico Maritz Malan (RSA)

Umpires: CALIGIURI Gabriele (AUS); BOSVELD Andre (NED)

Classifier: RIBEIRO Maria Sonia (BRA)

		Q1		Q2	
Scoring by 5 min intervals:	CAN	8	15	18	23
	USA	13	25	32	35

#### CAN - CANADA

No.	Name	Sport Class	MIN	Field Goals		2 Points		3 Points		Free Throws		Rebounds			AS	TO	ST	BS	PF	FO	PTS
				M/A	%	M/A	%	M/A	%	M/A	%	OR	DR	TOT							
*7	PETER Richard	2.5	17:27	3/4	75	3/4	75			0/2	0	1	2	3						2	6
*8	JOHNSON Joey	4.5	15:28	1/3	33	1/2	50	0/1	0	1/1	100		5	5	1	3	1		2	3	3
*11	BORISOFF Jaimie (C)	1.0	16:36	1/4	25	1/4	25								2				1	1	2
*12	ANDERSON Patrick	4.5	18:32	3/6	50	2/4	50	1/2	50	3/4	75		5	5	4	1			1	3	10
*13	STOUTENBERG Chris	1.0	12:28	1/4	25	1/4	25									1		1	3		2
4	DUREPOS David	3.5	00:05																		0
5	ROUILLARD Yvon	3.0	02:33	0/1	0			0/1	0												0
6	HEDGES Robert	2.5	00:05																		0
9	NORTON Ross	2.0	00:00																		0
10	LANCIA Adam	4.5	02:00							0/2	0		1	1		1			1	1	0
14	DINI Abditatch	1.0	10:51	0/2	0	0/2	0						1	1					1		0
15	ENG David	4.5	03:55	0/1	0	0/1	0						1	1		1			1	1	0
Team/Coach																					
<b>Totals</b>				9/25	36	8/21	38	1/4	25	4/9	44	1	16	17	7	7	1	1	10	11	23
<b>Coach</b>		FROGLEY Mile																			
<b>Assistant Coach</b>		TONELLO Jerry									BOWES Paul										

#### USA - UNITED STATES of AMERICA

No.	Name	Sport Class	MIN	Field Goals		2 Points		3 Points		Free Throws		Rebounds			AS	TO	ST	BS	PF	FO	PTS	
				M/A	%	M/A	%	M/A	%	M/A	%	OR	DR	TOT								
*4	BARBER Eric	1.0	11:15																2		0	
*11	SERIO Steve	3.5	12:52	1/5	20	1/5	20					2	3	5	1	2	1		2	1	2	
*13	LADE Jeremy	2.5	12:54	3/5	60	3/5	60					1	1	2	3						6	
*14	SCHULTE Paul	3.0	20:00	3/7	43	0/3	0	3/4	75				2	2	5				2	2	9	
*15	CHAMBERS Joe	4.0	12:54	4/7	57	4/7	57			0/1	0	1	4	5	1		1		3	2	8	
5	PAYE Mikey (C)	3.0	08:23	0/4	0	0/4	0					4	4							1	0	
6	LESPERANCE Matt	1.0	08:45	1/1	100	1/1	100														2	
7	MAZZI Jaime	2.0	00:00																		0	
8	COUNTS Jacob	3.5	01:31									1	1						1		0	
9	SCOTT Matt	3.5	01:10																		0	
10	GLASBRENNER Jeff	4.5	05:08	2/2	100	2/2	100			2/3	67		1	1						2	6	
12	NELMS Jay	2.5	05:08	1/3	33	1/3	33									2			1	2	2	
Team/Coach																						
<b>Totals</b>				15/34	44	12/30	40	3/4	75	2/4	50	4	17	21	10	2	4			12	10	35
<b>Coach</b>		WILSON Steve																				
<b>Assistant Coach</b>		CHYNOWETH Tracy									JACKSON Paul											

	CAN	USA
Points from Turnovers	2	0
Points in the Paint	14	18
Second Chance Points	0	0
Fast Break Points	2	0

	CAN	USA
Biggest Lead	0	16
Biggest Scoring Run	6-0(18-25)	9-0(12-25)
Lead Changes	0	
Times Tied	3	

#### Legend:

%	Shooting Percentage	(C)	Captain	*	Starters	AS	Assists
BS	Blocked Shots	DR	Defensive Rebounds	FO	Fouls On	M/A	Made/Attempts
MIN	Minutes Played	OR	Offensive Rebounds	PF	Fouls	PTS	Points
Qx	Quarter Time	ST	Steals	TO	Turnovers	TOT	Total Rebounds



## RESULTS

比赛成绩

### CAN 69 vs 62 USA

Attendance: 12000

Referee: KINDERVATER Max (GER)

Commissioner: VIVIERS Nico Maritz Malan (RSA)

Umpires: CALIGIURI Gabriele (AUS); BOSVELD Andre (NED)

Classifier: RIBEIRO Maria Sonia (BRA)

Scoring by 5 min intervals:		Q1		Q2		Q3		Q4		OT1	OT2
CAN		8	15	18	23	28	37	41	49	57	69
USA		13	25	32	35	39	45	47	49	57	62

#### CAN - CANADA

No.	Name	Sport Class	MIN	Field Goals		2 Points		3 Points		Free Throws		Rebounds			AS	TO	ST	BS	PF	FO	PTS
				M/A	%	M/A	%	M/A	%	M/A	%	OR	DR	TOT							
*7	PETER Richard	2.5	41:53	5/9	56	5/9	56			0/2	0	1	10	11		3	1		5	2	10
*8	JOHNSON Joey	4.5	29:00	3/7	43	3/6	50	0/1	0	7/14	50	4	9	13	1	4	2		4	12	13
*11	BORISOFF Jaimie (C)	1.0	44:24	3/7	43	3/7	43					1	3	4	3	3	1		1	2	6
*12	ANDERSON Patrick	4.5	48:30	9/19	47	6/12	50	3/7	43	12/18	67	2	19	21	6	4	1		3	13	33
*13	STOUTENBERG Chris	1.0	29:54	1/7	14	1/7	14					1	1	2	3	4		1	3	2	
4	DUREPOS David	3.5	12:29	1/5	20	1/4	25	0/1	0	1/1	100		1	1	3	1	2		1	1	3
5	ROUILLARD Yvon	3.0	02:33	0/1	0			0/1	0												0
6	HEDGES Robert	2.5	18:03	0/3	0	0/3	0								1		1		1	1	0
9	NORTON Ross	2.0	00:00																		0
10	LANCIA Adam	4.5	02:02							0/2	0		1	1		1			3	1	0
14	DINI Abditatch	1.0	13:13	0/3	0	0/3	0						1	1					1		0
15	ENG David	4.5	07:59	1/2	50	1/2	50						1	1	1	2			2	1	2
Team/Coach																					
<b>Totals</b>				23/63	37	20/53	38	3/10	30	20/37	54	9	52	61	18	22	8	1	24	33	69
<b>Coach</b>		FROGLEY Mile																			
<b>Assistant Coach</b>		TONELLO Jerry										BOWES Paul									

#### USA - UNITED STATES of AMERICA

No.	Name	Sport Class	MIN	Field Goals		2 Points		3 Points		Free Throws		Rebounds			AS	TO	ST	BS	PF	FO	PTS
				M/A	%	M/A	%	M/A	%	M/A	%	OR	DR	TOT							
*4	BARBER Eric	1.0	37:26	0/3	0	0/3	0						1	1	2	2			4		0
*11	SERIO Steve	3.5	38:34	3/11	27	3/11	27			0/2	0	2	7	9	2	5	2	1	4	4	6
*13	LADE Jeremy	2.5	22:25	3/6	50	3/6	50					2	2	4	3	1					6
*14	SCHULTE Paul	3.0	30:37	3/10	30	0/6	0	3/4	75				3	3	6		1		5	2	9
*15	CHAMBERS Joe	4.0	26:55	7/14	50	7/14	50			0/3	0	2	8	10	1	1	2		5	3	14
5	PAYE Mikey (C)	3.0	34:10	3/15	20	2/12	17	1/3	33	0/3	0		6	6	3		1		2	5	7
6	LESPERANCE Matt	1.0	12:34	1/1	100	1/1	100						1	1					1	1	2
7	MAZZI Jaime	2.0	01:57	0/2	0	0/1	0	0/1	0												0
8	COUNTS Jacob	3.5	01:53							1/2	50		1	1		1			1	1	1
9	SCOTT Matt	3.5	12:05	1/1	100	1/1	100			0/2	0		1	1		3			5	1	2
10	GLASBRENNER Jeff	4.5	12:20	4/7	57	4/6	67	0/1	0	3/7	43	1	3	4			1		2	4	11
12	NELMS Jay	2.5	19:04	2/10	20	2/9	22	0/1	0						1	2			4	2	4
Team/Coach																					
<b>Totals</b>				27/80	34	23/70	33	4/10	40	4/19	21	8	36	44	17	11	12	1	34	23	62
<b>Coach</b>		WILSON Steve																			
<b>Assistant Coach</b>		CHYNOWETH Tracy										JACKSON Paul									

	CAN	USA
Points from Turnovers	8	6
Points in the Paint	36	32
Second Chance Points	6	2
Fast Break Points	4	2

	CAN	USA
Biggest Lead	7	16
Biggest Scoring Run	9-0(41-45)	9-0(12-25)
Lead Changes	5	
Times Tied	7	

#### Legend:

%	Shooting Percentage	(C)	Captain	*	Starters	AS	Assists
BS	Blocked Shots	DR	Defensive Rebounds	FO	Fouls On	M/A	Made/Attempts
MIN	Minutes Played	OR	Offensive Rebounds	OTx	Overtime	PF	Fouls
PTS	Points	Qx	Quarter Time	ST	Steals	TO	Turnovers
TOT	Total Rebounds						



## START LIST

首发名单

### GBR - AUS

**Referee:** URUNUELA Juan Manuel (ESP)  
**Umpires:** QUINTANA Matias (ARG); RADOMSKY Ziv (ISR)

**Commissioner:** COSSAER Dirk Lodewijk M (BEL)  
**Classifier:** TSUNEMI Hiroshi (JPN)

#### GBR - Great Britain

No.	Name	Pos	Age	Sport Class	Current Games Statistics						
					PPG	FG%	3FG%	FT%	RPG	APG	MPG (GP)
4	BESTWICK Joseph	F	23	4.5	4.8	36		45	5.0	0.3	14:59 (6)
5	BROWN Simon	G	22	2.0	0.0				0.3		04:14 (3)
6	HAYES Kevin	G	45	1.0	2.4	50		100	0.4		09:33 (5)
7	BYWATER Terence	F	25	4.5	11.0	46	14	75	6.6	0.6	24:53 (5)
8	MUNN Simon	F	40	4.0	22.0	53	0	79	15.2	0.8	31:02 (5)
9	POLLOCK Jon (C)	G	31	2.5	13.2	38	28	52	2.5	6.5	32:55 (6)
10	JAMA Abdillah	G	25	1.0	5.7	59		67	0.8	0.5	19:44 (6)
11	BYRNE Matthew	G	33	1.5	1.0	40	0		0.3		07:28 (4)
12	BLAKE Andrew	F	36	2.5	2.3	50		100	2.7		18:20 (6)
13	FINBOW Peter	G	33	2.0	2.8	35		83	3.2	2.5	27:48 (6)
14	HALL Jonathan	G	26	3.0	5.5	48	40	27	1.5	1.0	10:15 (6)
15	OROGBEMI Ade	G	30	2.5	3.0	32	0	30	1.7	1.2	14:20 (6)
Team			30.8		67.5	45	24	59	36.2	13.2	
<b>Coach</b>		THOMAS Sinclair Richford									
<b>Assistant Coach</b>		BHANIA Haj Singh									

GBR Played		
PR	CHN	81-34
PR	AUS	48-67
PR	USA	54-50
PR	BRA	69-53
PR	ISR	82-67
QF	GER	71-64

#### AUS - Australia

No.	Name	Pos	Age	Sport Class	Current Games Statistics						
					PPG	FG%	3FG%	FT%	RPG	APG	MPG (GP)
4	EVESON Justin	F	28	4.5	19.2	65	20	73	9.7	4.5	27:08 (6)
5	SACHS Troy	C	32	4.5	4.5	26		63	2.8	1.3	11:55 (6)
6	STIBNERS Brett	F	29	4.0	3.0	62	0	100	0.8	0.5	06:23 (6)
7	NORRIS Shaun	F/G	23	3.0	10.5	40	0	44	5.0	3.7	28:30 (6)
8	HARTNETT Michael	G	26	1.0	1.2	30	0	50	0.5	0.3	22:15 (6)
9	KNOWLES Tristan	F	25	4.0	4.3	46	40	0	1.7	0.7	08:20 (6)
10	KING Adrian	F	36	2.0	3.0	32	0	100	1.7	1.7	12:30 (6)
11	SIMMONS Tige	G	31	1.0	0.3	17			0.3		07:48 (6)
12	MIZENS Grant	G	31	2.0	1.3	40		0	1.8	0.3	15:30 (6)
13	ALCOTT Dylan	G	17	1.0	1.8	42	0	50		0.2	08:22 (6)
14	DOWLER Brendan	G	40	1.0	1.2	43		50	0.5		25:05 (6)
15	NESS Brad (C)	C	33	4.5	19.3	54	0	72	9.7	2.2	26:18 (6)
Team			29.3		69.7	47	12	64	34.5	15.3	
<b>Coach</b>		ETTRIDGE Benjamin James									
<b>Assistant Coach</b>		FRIDAY Craig Anthony									

AUS Played		
PR	BRA	73-72
PR	GBR	67-48
PR	CHN	79-44
PR	ISR	66-59
PR	USA	61-68
QF	JPN	72-52

**Legend:**

3FG%	3 Field Goals %	APG	Assists per Game	C	Centre	F	Forward
FG%	Field Goals %	FT%	Free Throws %	G	Guard	GP	Games Played
MPG	Minutes Played per Game	Pos	Playing Position	PPG	Points per Game	PR	Preliminary Round
QF	Quarterfinal	RPG	Rebounds per Game				





## PLAY BY PLAY

文字比分播报

GBR 20 vs 36 AUS

Attendance: 12000

Scoring by 5 min intervals:

	Q1		Q2	
GBR	6	6	10	20
AUS	11	19	28	36

### FIRST QUARTER

#### Quarter Starters:

GBR 8 MUNN S                      9 POLLOCK J                      12 BLAKE A                      13 FINBOW P                      15 OROGBEMI A  
AUS 4 EVESON J                      7 NORRIS S                      8 HARTNETT M                      14 DOWLER B                      15 NESS B

Game Time	GBR - Great Britain	Score	Lead	AUS - Australia
10:00	8 MUNN S Player IN <<-----			
10:00	9 POLLOCK J Player IN <<-----			
10:00	13 FINBOW P Player IN <<-----			
10:00	15 OROGBEMI A Player IN <<-----			
10:00				4 EVESON J Player IN <<-----
10:00				7 NORRIS S Player IN <<-----
10:00				8 HARTNETT M Player IN <<-----
10:00				14 DOWLER B Player IN <<-----
10:00				15 NESS B Player IN <<-----
10:00	11 BYRNE M Player OUT ---->>			
10:00	12 BLAKE A Player IN <<-----			
10:00	8 MUNN S Tap off won			15 NESS B Tap off lost
09:41	8 MUNN S 2-Pts missed (2 out)			
09:39	15 OROGBEMI A Offensive Rebound			
09:28	13 FINBOW P 2-Pts missed (2 out)			
09:25	12 BLAKE A Offensive Rebound			
09:09	9 POLLOCK J 3-Pts made (3 In)	3-0	+3	
08:52		3-2	+1	4 EVESON J 2-Pts paint made (2 In)
08:37	9 POLLOCK J 3-Pts made (3 In)	6-2	+4	
08:14		6-4	+2	4 EVESON J 2-Pts paint made (2 In)
07:53	12 BLAKE A 2 Pts paint missed (2 Out)			
07:50				Tap off situation, throw-in
07:37	8 MUNN S Personal foul			
07:37				4 EVESON J Foul On
07:30				15 NESS B 2 Pts paint missed (2 Out)
07:26	8 MUNN S Defensive Rebound			
07:11	13 FINBOW P 2-Pts missed (2 out)			
07:10	Offensive Rebound			
07:05	9 POLLOCK J 3-Pts missed (3 Out)			
07:02				4 EVESON J Defensive Rebound
06:48				15 NESS B 2 Pts paint missed (2 Out)
06:46	8 MUNN S Defensive Rebound			
06:34	8 MUNN S 2 Pts paint missed (2 Out)			
06:33				15 NESS B Defensive Rebound



## PLAY BY PLAY

文字比分播报

GBR 20 vs 36 AUS

Attendance: 12000

Game Time	GBR - Great Britain	Score	Lead	AUS - Australia
06:29		6-6	0	7 NORRIS S 2-Pts paint made (2 In)
06:29				7 NORRIS S Foul On
06:29	9 POLLOCK J Personal foul			
06:29	Time out			
06:29		6-7	-1	7 NORRIS S Free Throw made (1 In)
06:17				15 NESS B Steal
06:17	9 POLLOCK J Turnover			
06:16				4 EVESON J Turnover
06:16	7 BYWATER T Player IN <<----			
06:16	10 JAMA A Player IN <<----			
06:16	12 BLAKE A Player OUT ---->>			
06:16	15 OROGBEMI A Player OUT ---->>			
06:10				14 DOWLER B Personal foul
06:10	7 BYWATER T Foul On			
05:58	7 BYWATER T 2-Pts missed (2 out)			
05:56				15 NESS B Defensive Rebound
05:33		6-9	-3	4 EVESON J 2-Pts paint made (2 In)
05:26				8 HARTNETT M Personal foul
05:26	8 MUNN S Foul On			
05:26	8 MUNN S Free Throw missed (1 Out)			
05:26	8 MUNN S Free Throw missed (1 Out)			
05:23				15 NESS B Defensive Rebound
05:06		6-11	-5	7 NORRIS S 2-Pts made (2 In)
04:40	9 POLLOCK J 2-Pts missed (2 out)			
04:39				15 NESS B Defensive Rebound
04:26				7 NORRIS S Turnover
04:15	13 FINBOW P 2-Pts missed (2 out)			
04:12				15 NESS B Defensive Rebound
03:51				15 NESS B 2-Pts missed (2 out)
03:49	8 MUNN S Defensive Rebound			
03:35	10 JAMA A 2-Pts missed (2 out)			
03:32	9 POLLOCK J Offensive Rebound			
03:19	13 FINBOW P Offensive foul			
03:19	13 FINBOW P Turnover			
03:19				4 EVESON J Foul On
03:19				4 EVESON J Steal
03:19				5 SACHS T Player IN <<----
03:19				15 NESS B Player OUT ---->>
03:03		6-13	-7	5 SACHS T 2-Pts made (2 In)
02:44	8 MUNN S 2-Pts missed (2 out)			
02:42				5 SACHS T Defensive Rebound
02:32		6-15	-9	4 EVESON J 2-Pts paint made (2 In)



## PLAY BY PLAY

文字比分播报

GBR 20 vs 36 AUS

Attendance: 12000

Game Time	GBR - Great Britain	Score	Lead	AUS - Australia
02:30				5 SACHS T Assist
02:03	9 POLLOCK J 2-Pts missed (2 out)			
02:01				5 SACHS T Defensive Rebound
01:58	13 FINBOW P Personal foul			
01:58				4 EVESON J Foul On
01:58	12 BLAKE A Player IN <<----			
01:58	14 HALL J Player IN <<----			
01:58	7 BYWATER T Player OUT ---->>			
01:58	10 JAMA A Player OUT ---->>			
01:40				8 HARTNETT M 2-Pts missed (2 out)
01:37	8 MUNN S Defensive Rebound			
01:15	14 HALL J 2 Pts paint missed (2 Out)			
01:15	12 BLAKE A Offensive Rebound			
01:15	12 BLAKE A Technical foul			
01:15		6-16	-10	4 EVESON J Free Throw made (1 In)
01:15		6-17	-11	4 EVESON J Free Throw made (1 In)
01:04				7 NORRIS S 2-Pts missed (2 out)
00:59	8 MUNN S Defensive Rebound			
00:41				5 SACHS T Personal foul
00:41	8 MUNN S Foul On			
00:26	9 POLLOCK J 2 Pts paint missed (2 Out)			
00:25	13 FINBOW P Offensive Rebound			
00:20	12 BLAKE A Turnover			
00:20				8 HARTNETT M Steal
00:20				5 SACHS T Turnover
00:16	11 BYRNE M Player IN <<----			
00:16	13 FINBOW P Player OUT ---->>			
00:00	11 BYRNE M 2-Pts missed (2 out)			
00:00				4 EVESON J Defensive Rebound
00:00		6-19	-13	7 NORRIS S 2-Pts paint made (2 In)
00:00				4 EVESON J Assist

## SECOND QUARTER

### Quarter Starters:

GBR 8 MUNN S                      9 POLLOCK J                      11 BYRNE M                      12 BLAKE A                      15 OROGBEMI A  
 AUS 4 EVESON J                      7 NORRIS S                      8 HARTNETT M                      5 SACHS T                      14 DOWLER B

Game Time	GBR - Great Britain	Score	Lead	AUS - Australia
10:00	8 MUNN S Player IN <<----			
10:00	9 POLLOCK J Player IN <<----			
10:00	11 BYRNE M Player IN <<----			
10:00	12 BLAKE A Player IN <<----			
10:00	15 OROGBEMI A Player IN <<----			



## PLAY BY PLAY

文字比分播报

GBR 20 vs 36 AUS

Attendance: 12000

Game Time	GBR - Great Britain	Score	Lead	AUS - Australia
10:00				4 EVESON J Player IN <<----
10:00				7 NORRIS S Player IN <<----
10:00				8 HARTNETT M Player IN <<----
10:00				5 SACHS T Player IN <<----
10:00				14 DOWLER B Player IN <<----
09:56	Tap off situation, throw-in			
09:40	8 MUNN S 2-Pts missed (2 out)			
09:37				4 EVESON J Defensive Rebound
09:15				7 NORRIS S 2 Pts paint missed (2 Out)
09:11				14 DOWLER B Offensive Rebound
09:02	9 POLLOCK J Personal foul			
09:02				14 DOWLER B Foul On
09:02	4 BESTWICK J Player IN <<----			
09:02	8 MUNN S Player OUT ---->>			
08:44		6-21	-15	7 NORRIS S 2-Pts paint made (2 In)
08:27	9 POLLOCK J Turnover			
08:27				5 SACHS T Steal
08:22	11 BYRNE M Foul On			
08:22				7 NORRIS S Offensive foul
08:22				7 NORRIS S Turnover
08:22	11 BYRNE M Steal			
08:22	8 MUNN S Player IN <<----			
08:22	4 BESTWICK J Player OUT ---->>			
08:08	9 POLLOCK J 2-Pts missed (2 out)			
08:06				4 EVESON J Defensive Rebound
07:50		6-23	-17	5 SACHS T 2-Pts paint made (2 In)
07:30	11 BYRNE M 2-Pts made (2 In)	8-23	-15	
07:19	11 BYRNE M Personal foul			
07:19				4 EVESON J Foul On
07:19	7 BYWATER T Player IN <<----			
07:19	10 JAMA A Player IN <<----			
07:19	9 POLLOCK J Player OUT ---->>			
07:19	12 BLAKE A Player OUT ---->>			
07:09				7 NORRIS S 2 Pts paint missed (2 Out)
07:07				7 NORRIS S Offensive Rebound
06:59				8 HARTNETT M 2-Pts missed (2 out)
06:52	8 MUNN S Defensive Rebound			
06:52				4 EVESON J Personal foul
06:52	15 OROGBEMI A Foul On			
06:52	9 POLLOCK J Player IN <<----			
06:52	13 FINBOW P Player IN <<----			
06:52	11 BYRNE M Player OUT ---->>			



## PLAY BY PLAY

文字比分播报

GBR 20 vs 36 AUS

Attendance: 12000

Game Time	GBR - Great Britain	Score	Lead	AUS - Australia
06:52	15 OROGBEMI A Player OUT ---->>			
06:43	9 POLLOCK J 2-Pts made (2 In)	10-23	-13	
06:24				5 SACHS T Turnover
06:24	8 MUNN S Steal			
06:24	9 POLLOCK J Turnover			
06:02				13 ALCOTT D Player IN <<----
06:02				8 HARTNETT M Player OUT ---->>
05:48		10-25	-15	13 ALCOTT D 2-Pts paint made (2 In)
05:28	9 POLLOCK J Turnover			
05:28	4 BESTWICK J Player IN <<----			
05:28	7 BYWATER T Player OUT ---->>			
05:28	Time out			
05:10		10-28	-18	13 ALCOTT D 3-Pts made (3 In)
04:50	9 POLLOCK J Turnover			
04:31	4 BESTWICK J Personal foul			
04:31				5 SACHS T Foul On
04:31	11 BYRNE M Player IN <<----			
04:31	15 OROGBEMI A Player IN <<----			
04:31	13 FINBOW P Player OUT ---->>			
04:31				Time out
04:31	9 POLLOCK J Player OUT ---->>			
04:14				13 ALCOTT D 3-Pts missed (3 Out)
04:13	8 MUNN S Defensive Rebound			
04:04	11 BYRNE M 2-Pts made (2 In)	12-28	-16	
03:49		12-30	-18	7 NORRIS S 2-Pts made (2 In)
03:28				11 SIMMONS T Player IN <<----
03:28				15 NESS B Player IN <<----
03:28	7 BYWATER T Player IN <<----			
03:28	4 BESTWICK J Player OUT ---->>			
03:28				5 SACHS T Player OUT ---->>
03:28				13 ALCOTT D Player OUT ---->>
03:21	11 BYRNE M 3-Pts missed (3 Out)			
03:19				15 NESS B Defensive Rebound
03:16	11 BYRNE M Personal foul			
03:16				15 NESS B Foul On
03:16	9 POLLOCK J Player IN <<----			
03:16	15 OROGBEMI A Player OUT ---->>			
03:04		12-32	-20	4 EVESON J 2-Pts made (2 In)
02:45	8 MUNN S 2-Pts made (2 In)	14-32	-18	
02:32		14-34	-20	15 NESS B 2-Pts paint made (2 In)
02:11	9 POLLOCK J 3-Pts missed (3 Out)			
02:09	7 BYWATER T Offensive Rebound			



## PLAY BY PLAY

文字比分播报

GBR 20 vs 36 AUS

Attendance: 12000

Game Time	GBR - Great Britain	Score	Lead	AUS - Australia
01:54	10 JAMA A 2-Pts made (2 In)	16-34	-18	
01:42				15 NESS B Offensive foul
01:42				15 NESS B Turnover
01:42	10 JAMA A Foul On			
01:42	10 JAMA A Steal			
01:42				8 HARTNETT M Player IN <<----
01:42				14 DOWLER B Player OUT ---->>
01:23	7 BYWATER T 2-Pts missed (2 out)			
01:21				11 SIMMONS T Defensive Rebound
01:13		16-36	-20	7 NORRIS S 2-Pts paint made (2 In)
01:10				15 NESS B Assist
00:52	7 BYWATER T 2-Pts made (2 In)	18-36	-18	
00:49	9 POLLOCK J Assist			
00:37				4 EVESON J 3-Pts missed (3 Out)
00:34	8 MUNN S Defensive Rebound			
00:19	10 JAMA A 2-Pts made (2 In)	20-36	-16	
00:01				4 EVESON J 2-Pts missed (2 out)
00:00	7 BYWATER T Defensive Rebound			



## PLAY BY PLAY

文字比分播报

GBR 54 vs 67 AUS

Attendance: 12000

Scoring by 5 min intervals:		Q1		Q2		Q3		Q4	
GBR		6	6	10	20	24	33	45	54
AUS		11	19	28	36	44	54	56	67

### FIRST QUARTER

#### Quarter Starters:

GBR 8 MUNN S	9 POLLOCK J	12 BLAKE A	13 FINBOW P	15 OROGBEMI A
AUS 4 EVESON J	7 NORRIS S	8 HARTNETT M	14 DOWLER B	15 NESS B

Game Time	GBR - Great Britain	Score	Lead	AUS - Australia
10:00	8 MUNN S Player IN <<-----			
10:00	9 POLLOCK J Player IN <<-----			
10:00	13 FINBOW P Player IN <<-----			
10:00	15 OROGBEMI A Player IN <<-----			
10:00				4 EVESON J Player IN <<-----
10:00				7 NORRIS S Player IN <<-----
10:00				8 HARTNETT M Player IN <<-----
10:00				14 DOWLER B Player IN <<-----
10:00				15 NESS B Player IN <<-----
10:00	12 BLAKE A Player IN <<-----			
10:00	8 MUNN S Tap off won			15 NESS B Tap off lost
09:41	8 MUNN S 2-Pts missed (2 out)			
09:39	15 OROGBEMI A Offensive Rebound			
09:28	13 FINBOW P 2-Pts missed (2 out)			
09:25	12 BLAKE A Offensive Rebound			
09:09	9 POLLOCK J 3-Pts made (3 In)	3-0	+3	
08:52		3-2	+1	4 EVESON J 2-Pts paint made (2 In)
08:37	9 POLLOCK J 3-Pts made (3 In)	6-2	+4	
08:14		6-4	+2	4 EVESON J 2-Pts paint made (2 In)
07:53	12 BLAKE A 2 Pts paint missed (2 Out)			
07:50				Tap off situation, throw-in
07:37	8 MUNN S Personal foul			
07:37				4 EVESON J Foul On
07:30				15 NESS B 2 Pts paint missed (2 Out)
07:26	8 MUNN S Defensive Rebound			
07:11	13 FINBOW P 2-Pts missed (2 out)			
07:10	Offensive Rebound			
07:05	9 POLLOCK J 3-Pts missed (3 Out)			
07:02				4 EVESON J Defensive Rebound
06:48				15 NESS B 2 Pts paint missed (2 Out)
06:46	8 MUNN S Defensive Rebound			
06:34	8 MUNN S 2 Pts paint missed (2 Out)			
06:33				15 NESS B Defensive Rebound
06:29		6-6	0	7 NORRIS S 2-Pts paint made (2 In)



## PLAY BY PLAY

文字比分播报

GBR 54 vs 67 AUS

Attendance: 12000

Game Time	GBR - Great Britain	Score	Lead	AUS - Australia
06:29				7 NORRIS S Foul On
06:29	9 POLLOCK J Personal foul			
06:29	Time out			
06:29		6-7	-1	7 NORRIS S Free Throw made (1 In)
06:17				15 NESS B Steal
06:17	9 POLLOCK J Turnover			
06:16				4 EVESON J Turnover
06:16	7 BYWATER T Player IN <<----			
06:16	10 JAMA A Player IN <<----			
06:16	12 BLAKE A Player OUT ---->>			
06:16	15 OROGBEMI A Player OUT ---->>			
06:10				14 DOWLER B Personal foul
06:10	7 BYWATER T Foul On			
05:58	7 BYWATER T 2-Pts missed (2 out)			
05:56				15 NESS B Defensive Rebound
05:33		6-9	-3	4 EVESON J 2-Pts paint made (2 In)
05:26				8 HARTNETT M Personal foul
05:26	8 MUNN S Foul On			
05:26	8 MUNN S Free Throw missed (1 Out)			
05:26	8 MUNN S Free Throw missed (1 Out)			
05:23				15 NESS B Defensive Rebound
05:06		6-11	-5	7 NORRIS S 2-Pts made (2 In)
04:40	9 POLLOCK J 2-Pts missed (2 out)			
04:39				15 NESS B Defensive Rebound
04:26				7 NORRIS S Turnover
04:15	13 FINBOW P 2-Pts missed (2 out)			
04:12				15 NESS B Defensive Rebound
03:51				15 NESS B 2-Pts missed (2 out)
03:49	8 MUNN S Defensive Rebound			
03:35	10 JAMA A 2-Pts missed (2 out)			
03:32	9 POLLOCK J Offensive Rebound			
03:19	13 FINBOW P Offensive foul			
03:19	13 FINBOW P Turnover			
03:19				4 EVESON J Foul On
03:19				4 EVESON J Steal
03:19				5 SACHS T Player IN <<----
03:19				15 NESS B Player OUT ---->>
03:03		6-13	-7	5 SACHS T 2-Pts made (2 In)
02:44	8 MUNN S 2-Pts missed (2 out)			
02:42				5 SACHS T Defensive Rebound
02:32		6-15	-9	4 EVESON J 2-Pts paint made (2 In)
02:30				5 SACHS T Assist





## PLAY BY PLAY

文字比分播报

GBR 54 vs 67 AUS

Attendance: 12000

Game Time	GBR - Great Britain	Score	Lead	AUS - Australia
02:03	9 POLLOCK J 2-Pts missed (2 out)			
02:01				5 SACHS T Defensive Rebound
01:58	13 FINBOW P Personal foul			
01:58				4 EVESON J Foul On
01:58	12 BLAKE A Player IN <<----			
01:58	14 HALL J Player IN <<----			
01:58	7 BYWATER T Player OUT ---->>			
01:58	10 JAMA A Player OUT ---->>			
01:40				8 HARTNETT M 2-Pts missed (2 out)
01:37	8 MUNN S Defensive Rebound			
01:15	14 HALL J 2 Pts paint missed (2 Out)			
01:15	12 BLAKE A Offensive Rebound			
01:15	12 BLAKE A Technical foul			
01:15		6-16	-10	4 EVESON J Free Throw made (1 In)
01:15		6-17	-11	4 EVESON J Free Throw made (1 In)
01:04				7 NORRIS S 2-Pts missed (2 out)
00:59	8 MUNN S Defensive Rebound			
00:41				5 SACHS T Personal foul
00:41	8 MUNN S Foul On			
00:26	9 POLLOCK J 2 Pts paint missed (2 Out)			
00:25	13 FINBOW P Offensive Rebound			
00:20	12 BLAKE A Turnover			
00:20				8 HARTNETT M Steal
00:20				5 SACHS T Turnover
00:16	11 BYRNE M Player IN <<----			
00:16	13 FINBOW P Player OUT ---->>			
00:00	11 BYRNE M 2-Pts missed (2 out)			
00:00				4 EVESON J Defensive Rebound
00:00		6-19	-13	7 NORRIS S 2-Pts paint made (2 In)
00:00				4 EVESON J Assist

## SECOND QUARTER

### Quarter Starters:

GBR 8 MUNN S                      9 POLLOCK J                      11 BYRNE M                      12 BLAKE A                      15 OROGBEMI A  
AUS 4 EVESON J                      7 NORRIS S                      8 HARTNETT M                      5 SACHS T                      14 DOWLER B

Game Time	GBR - Great Britain	Score	Lead	AUS - Australia
10:00	8 MUNN S Player IN <<----			
10:00	9 POLLOCK J Player IN <<----			
10:00	11 BYRNE M Player IN <<----			
10:00	12 BLAKE A Player IN <<----			
10:00	15 OROGBEMI A Player IN <<----			
10:00				4 EVESON J Player IN <<----



## PLAY BY PLAY

文字比分播报

GBR 54 vs 67 AUS

Attendance: 12000

Game Time	GBR - Great Britain	Score	Lead	AUS - Australia
10:00				7 NORRIS S Player IN <<----
10:00				8 HARTNETT M Player IN <<----
10:00				5 SACHS T Player IN <<----
10:00				14 DOWLER B Player IN <<----
09:56	Tap off situation, throw-in			
09:40	8 MUNN S 2-Pts missed (2 out)			
09:37				4 EVESON J Defensive Rebound
09:15				7 NORRIS S 2 Pts paint missed (2 Out)
09:11				14 DOWLER B Offensive Rebound
09:02	9 POLLOCK J Personal foul			
09:02				14 DOWLER B Foul On
09:02	4 BESTWICK J Player IN <<----			
09:02	8 MUNN S Player OUT ---->>			
08:44		6-21	-15	7 NORRIS S 2-Pts paint made (2 In)
08:27	9 POLLOCK J Turnover			
08:27				5 SACHS T Steal
08:22	11 BYRNE M Foul On			
08:22				7 NORRIS S Offensive foul
08:22				7 NORRIS S Turnover
08:22	11 BYRNE M Steal			
08:22	8 MUNN S Player IN <<----			
08:22	4 BESTWICK J Player OUT ---->>			
08:08	9 POLLOCK J 2-Pts missed (2 out)			
08:06				4 EVESON J Defensive Rebound
07:50		6-23	-17	5 SACHS T 2-Pts paint made (2 In)
07:30	11 BYRNE M 2-Pts made (2 In)	8-23	-15	
07:19	11 BYRNE M Personal foul			
07:19				4 EVESON J Foul On
07:19	7 BYWATER T Player IN <<----			
07:19	10 JAMA A Player IN <<----			
07:19	9 POLLOCK J Player OUT ---->>			
07:19	12 BLAKE A Player OUT ---->>			
07:09				7 NORRIS S 2 Pts paint missed (2 Out)
07:07				7 NORRIS S Offensive Rebound
06:59				8 HARTNETT M 2-Pts missed (2 out)
06:52	8 MUNN S Defensive Rebound			
06:52				4 EVESON J Personal foul
06:52	15 OROGBEMI A Foul On			
06:52	9 POLLOCK J Player IN <<----			
06:52	13 FINBOW P Player IN <<----			
06:52	11 BYRNE M Player OUT ---->>			
06:52	15 OROGBEMI A Player OUT ---->>			



## PLAY BY PLAY

文字比分播报

GBR 54 vs 67 AUS

Attendance: 12000

Game Time	GBR - Great Britain	Score	Lead	AUS - Australia
06:43	9 POLLOCK J 2-Pts made (2 In)	10-23	-13	
06:24				5 SACHS T Turnover
06:24	8 MUNN S Steal			
06:24	9 POLLOCK J Turnover			
06:02				13 ALCOTT D Player IN <<----
06:02				8 HARTNETT M Player OUT ---->>
05:48		10-25	-15	13 ALCOTT D 2-Pts paint made (2 In)
05:28	9 POLLOCK J Turnover			
05:28	4 BESTWICK J Player IN <<----			
05:28	7 BYWATER T Player OUT ---->>			
05:28	Time out			
05:10		10-28	-18	13 ALCOTT D 3-Pts made (3 In)
04:50	9 POLLOCK J Turnover			
04:31	4 BESTWICK J Personal foul			
04:31				5 SACHS T Foul On
04:31	11 BYRNE M Player IN <<----			
04:31	15 OROGBEMI A Player IN <<----			
04:31	13 FINBOW P Player OUT ---->>			
04:31				Time out
04:31	9 POLLOCK J Player OUT ---->>			
04:14				13 ALCOTT D 3-Pts missed (3 Out)
04:13	8 MUNN S Defensive Rebound			
04:04	11 BYRNE M 2-Pts made (2 In)	12-28	-16	
03:49		12-30	-18	7 NORRIS S 2-Pts made (2 In)
03:28				11 SIMMONS T Player IN <<----
03:28				15 NESS B Player IN <<----
03:28	7 BYWATER T Player IN <<----			
03:28	4 BESTWICK J Player OUT ---->>			
03:28				5 SACHS T Player OUT ---->>
03:28				13 ALCOTT D Player OUT ---->>
03:21	11 BYRNE M 3-Pts missed (3 Out)			
03:19				15 NESS B Defensive Rebound
03:16	11 BYRNE M Personal foul			
03:16				15 NESS B Foul On
03:16	9 POLLOCK J Player IN <<----			
03:16	15 OROGBEMI A Player OUT ---->>			
03:04		12-32	-20	4 EVESON J 2-Pts made (2 In)
02:45	8 MUNN S 2-Pts made (2 In)	14-32	-18	
02:32		14-34	-20	15 NESS B 2-Pts paint made (2 In)
02:11	9 POLLOCK J 3-Pts missed (3 Out)			
02:09	7 BYWATER T Offensive Rebound			
01:54	10 JAMA A 2-Pts made (2 In)	16-34	-18	



## PLAY BY PLAY

文字比分播报

GBR 54 vs 67 AUS

Attendance: 12000

Game Time	GBR - Great Britain	Score	Lead	AUS - Australia
01:42				15 NESS B Offensive foul
01:42				15 NESS B Turnover
01:42	10 JAMA A Foul On			
01:42	10 JAMA A Steal			
01:42				8 HARTNETT M Player IN <<----
01:42				14 DOWLER B Player OUT ---->>
01:23	7 BYWATER T 2-Pts missed (2 out)			
01:21				11 SIMMONS T Defensive Rebound
01:13		16-36	-20	7 NORRIS S 2-Pts paint made (2 In)
01:10				15 NESS B Assist
00:52	7 BYWATER T 2-Pts made (2 In)	18-36	-18	
00:49	9 POLLOCK J Assist			
00:37				4 EVESON J 3-Pts missed (3 Out)
00:34	8 MUNN S Defensive Rebound			
00:19	10 JAMA A 2-Pts made (2 In)	20-36	-16	
00:01				4 EVESON J 2-Pts missed (2 out)
00:00	7 BYWATER T Defensive Rebound			

### THIRD QUARTER

#### Quarter Starters:

GBR 8 MUNN S                      13 FINBOW P                      10 JAMA A                      7 BYWATER T                      9 POLLOCK J  
 AUS 14 DOWLER B                      15 NESS B                      4 EVESON J                      7 NORRIS S                      8 HARTNETT M

Game Time	GBR - Great Britain	Score	Lead	AUS - Australia
10:00				14 DOWLER B Player IN <<----
10:00				15 NESS B Player IN <<----
10:00				4 EVESON J Player IN <<----
10:00				7 NORRIS S Player IN <<----
10:00				8 HARTNETT M Player IN <<----
10:00	8 MUNN S Player IN <<----			
10:00	13 FINBOW P Player IN <<----			
10:00	10 JAMA A Player IN <<----			
10:00	7 BYWATER T Player IN <<----			
10:00	9 POLLOCK J Player IN <<----			
10:00				Tap off situation, throw-in
09:44		20-38	-18	4 EVESON J 2-Pts made (2 In)
09:32	8 MUNN S Foul On			
09:32				7 NORRIS S Personal foul
09:14	8 MUNN S 2-Pts missed (2 out)			
09:12				15 NESS B Defensive Rebound
08:49				4 EVESON J 2-Pts missed (2 out)
08:45	7 BYWATER T Defensive Rebound			
08:26	13 FINBOW P 2-Pts made (2 In)	22-38	-16	



## PLAY BY PLAY

文字比分播报

GBR 54 vs 67 AUS

Attendance: 12000

Game Time	GBR - Great Britain	Score	Lead	AUS - Australia
08:11		22-40	-18	7 NORRIS S 2-Pts paint made (2 In)
07:50	8 MUNN S 2-Pts missed (2 out)			
07:48				15 NESS B Defensive Rebound
07:29		22-42	-20	15 NESS B 2-Pts paint made (2 In)
07:12	13 FINBOW P 2-Pts made (2 In)	24-42	-18	
07:02				4 EVESON J Turnover
06:44	7 BYWATER T 2-Pts missed (2 out)			
06:42				15 NESS B Defensive Rebound
06:41	7 BYWATER T Personal foul			
06:41				4 EVESON J Foul On
06:41	4 BESTWICK J Player IN <<----			
06:41	6 HAYES K Player IN <<----			
06:41	10 JAMA A Player OUT ---->>			
06:41	7 BYWATER T Player OUT ---->>			
06:28				15 NESS B 2 Pts paint missed (2 Out)
06:26	8 MUNN S Defensive Rebound			
06:09	9 POLLOCK J 2 Pts paint missed (2 Out)			
06:09				14 DOWLER B Personal foul
06:09	4 BESTWICK J Foul On			
05:57	9 POLLOCK J 2-Pts missed (2 out)			
05:51				7 NORRIS S Defensive Rebound
05:36		24-44	-20	15 NESS B 2-Pts made (2 In)
05:07	4 BESTWICK J 2-Pts missed (2 out)			
05:07				Defensive Rebound
04:44		24-46	-22	7 NORRIS S 2-Pts paint made (2 In)
04:41				4 EVESON J Assist
04:30				14 DOWLER B Personal foul
04:30	8 MUNN S Foul On			
04:30	11 BYRNE M Player IN <<----			
04:30	13 FINBOW P Player OUT ---->>			
04:30				14 DOWLER B Player OUT ---->>
04:30				11 SIMMONS T Player IN <<----
04:19	8 MUNN S 2-Pts missed (2 out)			
04:16				7 NORRIS S Defensive Rebound
04:15	4 BESTWICK J Personal foul			
04:15				15 NESS B Foul On
03:55				4 EVESON J 2-Pts missed (2 out)
03:52				15 NESS B Offensive Rebound
03:52		24-48	-24	15 NESS B 2-Pts paint made (2 In)
03:23	11 BYRNE M Turnover			
03:08	4 BESTWICK J Personal foul			
03:08				15 NESS B Foul On



## PLAY BY PLAY

文字比分播报

GBR 54 vs 67 AUS

Attendance: 12000

Game Time	GBR - Great Britain	Score	Lead	AUS - Australia
03:08	12 BLAKE A Player IN <<----			
03:08	14 HALL J Player IN <<----			
03:08	4 BESTWICK J Player OUT ---->>			
03:08	6 HAYES K Player OUT ---->>			
02:48				15 NESS B Turnover
02:48	14 HALL J Steal			
02:38	14 HALL J 2-Pts paint made (2 In)	26-48	-22	
02:36	9 POLLOCK J Assist			
02:16		26-50	-24	15 NESS B 2-Pts made (2 In)
02:16				15 NESS B Foul On
02:16	11 BYRNE M Personal foul			
02:16				15 NESS B Free Throw missed (1 Out)
02:13	Defensive Rebound			
01:47	9 POLLOCK J 2-Pts missed (2 out)			
01:45				15 NESS B Defensive Rebound
01:36				7 NORRIS S 2 Pts paint missed (2 Out)
01:34				7 NORRIS S Offensive Rebound
01:34		26-52	-26	7 NORRIS S 2-Pts paint made (2 In)
01:18	9 POLLOCK J 2-Pts paint made (2 In)	28-52	-24	
01:07	8 MUNN S Personal foul			
01:07				4 EVESON J Foul On
01:07	Time out			
01:07	15 OROGBEMI A Player IN <<----			
01:07	12 BLAKE A Player OUT ---->>			
01:07		28-53	-25	4 EVESON J Free Throw made (1 In)
01:07		28-54	-26	4 EVESON J Free Throw made (1 In)
00:50	9 POLLOCK J 3-Pts made (3 In)	31-54	-23	
00:25				15 NESS B 2 Pts paint missed (2 Out)
00:22	8 MUNN S Defensive Rebound			
00:21	9 POLLOCK J Foul On			
00:21				4 EVESON J Personal foul
00:02	9 POLLOCK J 2-Pts made (2 In)	33-54	-21	

## FOURTH QUARTER

### Quarter Starters:

GBR

AUS

Game Time	GBR - Great Britain	Score	Lead	AUS - Australia
10:00	8 MUNN S Player IN <<----			
10:00	14 HALL J Player IN <<----			
10:00	13 FINBOW P Player IN <<----			
10:00	15 OROGBEMI A Player IN <<----			



## PLAY BY PLAY

文字比分播报

GBR 54 vs 67 AUS

Attendance: 12000

Game Time	GBR - Great Britain	Score	Lead	AUS - Australia
10:00				4 EVESON J Player IN <<----
10:00				5 SACHS T Player IN <<----
10:00				7 NORRIS S Player IN <<----
10:00				8 HARTNETT M Player IN <<----
10:00				14 DOWLER B Player IN <<----
10:00	9 POLLOCK J Player IN <<----			
09:57	Tap off situation, throw-in			
09:47				4 EVESON J Personal foul
09:47	15 OROGBEMI A Foul On			
09:37	9 POLLOCK J 3-Pts missed (3 Out)			
09:36				5 SACHS T Defensive Rebound
09:11				4 EVESON J Turnover
09:11	9 POLLOCK J Steal			
09:04	8 MUNN S Foul On			
09:04				4 EVESON J Personal foul
09:04				4 EVESON J Player OUT ---->>
09:04				15 NESS B Player IN <<----
09:04	8 MUNN S Free Throw made (1 In)	34-54	-20	
09:04	8 MUNN S Free Throw made (1 In)	35-54	-19	
08:54	8 MUNN S Personal foul			
08:54				15 NESS B Foul On
08:54				15 NESS B Free Throw missed (1 Out)
08:54				15 NESS B Free Throw missed (1 Out)
08:50	15 OROGBEMI A Defensive Rebound			
08:40	9 POLLOCK J 3-Pts made (3 In)	38-54	-16	
08:32				7 NORRIS S Offensive foul
08:32				7 NORRIS S Turnover
08:32	14 HALL J Foul On			
08:32	14 HALL J Steal			
08:32				Time out
08:32	5 BROWN S Player IN <<----			
08:32	8 MUNN S Player OUT ---->>			
08:32	8 MUNN S Player IN <<----			
08:32	13 FINBOW P Player OUT ---->>			
08:19	8 MUNN S 2-Pts paint made (2 In)	40-54	-14	
08:18	9 POLLOCK J Assist			
07:52		40-56	-16	5 SACHS T 2-Pts made (2 In)
07:35	14 HALL J 2-Pts made (2 In)	42-56	-14	
07:10				5 SACHS T 2 Pts paint missed (2 Out)
07:08				14 DOWLER B Offensive Rebound
06:51				7 NORRIS S 2-Pts missed (2 out)
06:50	8 MUNN S Defensive Rebound			



## PLAY BY PLAY

文字比分播报

GBR 54 vs 67 AUS

Attendance: 12000

Game Time	GBR - Great Britain	Score	Lead	AUS - Australia
06:45	9 POLLOCK J Foul On			
06:45				8 HARTNETT M Personal foul
06:37				7 NORRIS S Personal foul
06:37	5 BROWN S Foul On			
06:37				7 NORRIS S Player OUT ---->>
06:37				10 KING A Player IN <<----
06:37				12 MIZENS G Player IN <<----
06:37				8 HARTNETT M Player OUT ---->>
06:37	5 BROWN S Free Throw missed (1 Out)			
06:37	5 BROWN S Free Throw made (1 In)	43-56	-13	
06:11				5 SACHS T 2-Pts missed (2 out)
06:09				12 MIZENS G Offensive Rebound
05:46				15 NESS B 2 Pts paint missed (2 Out)
05:44	14 HALL J Defensive Rebound			
05:28	14 HALL J 2 Pts paint missed (2 Out)			
05:25	15 OROGBEMI A Offensive Rebound			
05:25	8 MUNN S 2-Pts paint made (2 In)	45-56	-11	
05:23	8 MUNN S Personal foul			
05:23				5 SACHS T Foul On
04:59				10 KING A 2-Pts missed (2 out)
04:59				Offensive Rebound
04:53	8 MUNN S Personal foul			
04:53				5 SACHS T Foul On
04:53	8 MUNN S Player OUT ---->>			
04:53	7 BYWATER T Player IN <<----			
04:53	11 BYRNE M Player IN <<----			
04:53	5 BROWN S Player OUT ---->>			
04:53				5 SACHS T Free Throw missed (1 Out)
04:53		45-57	-12	5 SACHS T Free Throw made (1 In)
04:38	11 BYRNE M 2-Pts made (2 In)	47-57	-10	
04:34	14 HALL J Personal foul			
04:34				15 NESS B Foul On
04:27	9 POLLOCK J Personal foul			
04:27				10 KING A Foul On
04:27				10 KING A Free Throw missed (1 Out)
04:26				10 KING A Free Throw missed (1 Out)
04:22				Tap off situation, throw-in
04:08		47-59	-12	5 SACHS T 2-Pts made (2 In)
03:58				10 KING A Personal foul
03:58	15 OROGBEMI A Foul On			
03:58	4 BESTWICK J Player IN <<----			
03:58	7 BYWATER T Player OUT ---->>			





## PLAY BY PLAY

文字比分播报

GBR 54 vs 67 AUS

Attendance: 12000

Game Time	GBR - Great Britain	Score	Lead	AUS - Australia
03:58	15 OROGBEMI A Free Throw missed (1 Out)			
03:58	15 OROGBEMI A Free Throw made (1 In)	48-59	-11	
03:37				10 KING A 2 Pts paint missed (2 Out)
03:35				10 KING A Offensive Rebound
03:32				15 NESS B 2-Pts missed (2 out)
03:30	14 HALL J Defensive Rebound			
03:20	14 HALL J Turnover			
03:20				15 NESS B Steal
03:20				5 SACHS T Foul On
03:20	9 POLLOCK J Personal foul			
03:20	Time out			
03:20				4 EVESON J Player IN <<----
03:20				15 NESS B Player OUT ---->>
03:20				5 SACHS T Free Throw missed (1 Out)
03:20				5 SACHS T Free Throw missed (1 Out)
03:17	14 HALL J Defensive Rebound			
03:07	9 POLLOCK J 3-Pts missed (3 Out)			
03:05				12 MIZENS G Defensive Rebound
03:03	9 POLLOCK J Steal			
03:03				5 SACHS T Turnover
02:53	4 BESTWICK J 2 Pts paint missed (2 Out)			
02:52	4 BESTWICK J Offensive Rebound			
02:52	4 BESTWICK J 2-Pts paint made (2 In)	50-59	-9	
02:34	15 OROGBEMI A Personal foul			
02:34				4 EVESON J Foul On
02:34		50-60	-10	4 EVESON J Free Throw made (1 In)
02:32				4 EVESON J Free Throw missed (1 Out)
02:28				5 SACHS T Offensive Rebound
02:28		50-62	-12	5 SACHS T 2-Pts paint made (2 In)
02:12	4 BESTWICK J 2-Pts missed (2 out)			
02:10	14 HALL J Offensive Rebound			
02:09	9 POLLOCK J 3-Pts missed (3 Out)			
02:07				12 MIZENS G Defensive Rebound
01:46				5 SACHS T 2-Pts missed (2 out)
01:45	14 HALL J Defensive Rebound			
01:33	4 BESTWICK J 2-Pts paint made (2 In)	52-62	-10	
01:29	9 POLLOCK J Personal foul			
01:29				4 EVESON J Foul On
01:29	9 POLLOCK J Player OUT ---->>			
01:29	13 FINBOW P Player IN <<----			
01:29		52-63	-11	4 EVESON J Free Throw made (1 In)
01:29		52-64	-12	4 EVESON J Free Throw made (1 In)



## PLAY BY PLAY

文字比分播报

**GBR 54 vs 67 AUS**

**Attendance: 12000**

Game Time	GBR - Great Britain	Score	Lead	AUS - Australia
01:14	15 OROGBEMI A 2-Pts paint made (2 In)	54-64	-10	
01:14	14 HALL J Assist			
01:03	15 OROGBEMI A Personal foul			
01:03				4 EVESON J Foul On
01:03				4 EVESON J Free Throw missed (1 Out)
01:03		54-65	-11	4 EVESON J Free Throw made (1 In)
00:50	4 BESTWICK J Turnover			
00:50				4 EVESON J Steal
00:29		54-67	-13	4 EVESON J 2-Pts made (2 In)
00:17	14 HALL J 3-Pts missed (3 Out)			
00:14				5 SACHS T Defensive Rebound



## RESULTS

比赛成绩

### GBR 20 vs 36 AUS

Attendance: 12000

Referee: URUNUELA Juan Manuel (ESP)

Commissioner: COSSAER Dirk Lodewijk M (BEL)

Umpires: QUINTANA Matias (ARG); RADOMSKY Ziv (ISR)

Classifier: TSUNEMI Hiroshi (JPN)

		Q1		Q2	
Scoring by 5 min intervals:	GBR	6	6	10	20
	AUS	11	19	28	36

#### GBR - GREAT BRITAIN

No.	Name	Sport Class	MIN	Field Goals		2 Points		3 Points		Free Throws		Rebounds			AS	TO	ST	BS	PF	FO	PTS
				M/A	%	M/A	%	M/A	%	M/A	%	OR	DR	TOT							
*8	MUNN Simon	4.0	19:20	1/5	20	1/5	20			0/2	0		8	8			1		1	2	2
*9	POLLOCK Jon (C)	2.5	18:18	3/9	33	1/5	20	2/4	50			1	1	1	5			2		8	
*12	BLAKE Andrew	2.5	08:23	0/1	0	0/1	0					2	2		1			1		0	
*13	FINBOW Peter	2.0	12:05	0/3	0	0/3	0					1	1		1			2		0	
*15	OROGBEMI Ade	2.5	08:07									1	1						1	0	
4	BESTWICK Joseph	4.5	02:40															1		0	
5	BROWN Simon	2.0	00:00																	0	
6	HAYES Kevin	1.0	00:00																	0	
7	BYWATER Terence	4.5	09:37	1/3	33	1/3	33					1	1	2					1	2	
10	JAMA Abdillah	1.0	11:37	2/3	67	2/3	67									1			1	4	
11	BYRNE Matthew	1.5	-02:05	2/4	50	2/3	67	0/1	0							1		2	1	4	
14	HALL Jonathan	3.0	01:58	0/1	0	0/1	0													0	
Team/Coach																					
<b>Totals</b>				9/29	31	7/24	29	2/5	40	0/2	0	7	9	16	1	7	3		9	6	20
Coach		THOMAS Sinclair Richford																			
Assistant Coach		BHANIA Haj Singh																			

#### AUS - AUSTRALIA

No.	Name	Sport Class	MIN	Field Goals		2 Points		3 Points		Free Throws		Rebounds			AS	TO	ST	BS	PF	FO	PTS
				M/A	%	M/A	%	M/A	%	M/A	%	OR	DR	TOT							
*4	EVESON Justin	4.5	20:00	5/7	71	5/6	83	0/1	0	2/2	100		4	4	1	1	1		1	4	12
*7	NORRIS Shaun	3.0	20:00	6/9	67	6/9	67			1/1	100	1	1		2			1	1	13	
*8	HARTNETT Michael	1.0	15:40	0/2	0	0/2	0									1		1		0	
*14	DOWLER Brendan	1.0	18:18									1	1					1	1	0	
*15	NESS Brad (C)	4.5	10:09	1/4	25	1/4	25					6	6	1	1	1		1	1	2	
5	SACHS Troy	4.5	09:51	2/2	100	2/2	100					2	2	1	2	1		1	1	4	
6	STIBNERS Brett	4.0	00:00																	0	
9	KNOWLES Tristan	4.0	00:00																	0	
10	KING Adrian	2.0	00:00																	0	
11	SIMMONS Tige	1.0	03:28									1	1							0	
12	MIZENS Grant	2.0	00:00																	0	
13	ALCOTT Dylan	1.0	02:34	2/3	67	1/1	100	1/2	50											5	
Team/Coach																					
<b>Totals</b>				16/27	59	15/24	63	1/3	33	3/3	100	2	13	15	3	6	4		6	8	36
Coach		ETTRIDGE Benjamin James																			
Assistant Coach		FRIDAY Craig Anthony																			

	GBR	AUS
Points from Turnovers	0	4
Points in the Paint	0	22
Second Chance Points	8	0
Fast Break Points	0	0

	GBR	AUS
Biggest Lead	4	20
Biggest Scoring Run	4-0(10-23)	21-0(6-23)
Lead Changes	2	
Times Tied	1	

#### Legend:

%	Shooting Percentage	(C)	Captain	*	Starters	AS	Assists
BS	Blocked Shots	DR	Defensive Rebounds	FO	Fouls On	M/A	Made/Attempts
MIN	Minutes Played	OR	Offensive Rebounds	PF	Fouls	PTS	Points
Qx	Quarter Time	ST	Steals	TO	Turnovers	TOT	Total Rebounds



## RESULTS

比赛成绩

### GBR 54 vs 67 AUS

Attendance: 12000

Referee: URUNUELA Juan Manuel (ESP)

Commissioner: COSSAER Dirk Lodewijk M (BEL)

Umpires: QUINTANA Matias (ARG); RADOMSKY Ziv (ISR)

Classifier: TSUNEMI Hiroshi (JPN)

Scoring by 5 min intervals:		Q1		Q2		Q3		Q4	
GBR		6	6	10	20	24	33	45	54
AUS		11	19	28	36	44	54	56	67

#### GBR - GREAT BRITAIN

No.	Name	Sport Class	MIN	Field Goals		2 Points		3 Points		Free Throws		Rebounds			AS	TO	ST	BS	PF	FO	PTS	
				M/A	%	M/A	%	M/A	%	M/A	%	OR	DR	TOT								
*8	MUNN Simon	4.0	34:27	3/10	30	3/10	30			2/4	50		11	11			1		5	5	8	
*9	POLLOCK Jon (C)	2.5	36:49	7/19	37	3/10	30	4/9	44			1		1	3	5	2		5	2	18	
*12	BLAKE Andrew	2.5	10:24	0/1	0	0/1	0					2		2		1			1		0	
*13	FINBOW Peter	2.0	20:32	2/5	40	2/5	40					1		1		1			2		4	
*15	OROGBEMI Ade	2.5	19:14	1/1	100	1/1	100			1/2	50	2	1	3					2	3	3	
4	BESTWICK Joseph	4.5	10:11	2/5	40	2/5	40					1		1		1			3	1	4	
5	BROWN Simon	2.0	03:39							1/2	50									1	1	
6	HAYES Kevin	1.0	03:33																		0	
7	BYWATER Terence	4.5	13:51	1/4	25	1/4	25					1	2	3					1	1	2	
10	JAMA Abdillah	1.0	14:56	2/3	67	2/3	67										1			1	4	
11	BYRNE Matthew	1.5	17:18	3/5	60	3/4	75	0/1	0							1	1		3	1	6	
14	HALL Jonathan	3.0	15:06	2/5	40	2/4	50	0/1	0			1	4	5	1	1	2		1	1	4	
Team/Coach																						
<b>Totals</b>				23/58	40	19/47	40	4/11	36	4/8	50	10	19	29	4	10	7			23	16	54
<b>Coach</b>		THOMAS Sinclair Richford																				
<b>Assistant Coach</b>		BHANIA Haj Singh																				

#### AUS - AUSTRALIA

No.	Name	Sport Class	MIN	Field Goals		2 Points		3 Points		Free Throws		Rebounds			AS	TO	ST	BS	PF	FO	PTS	
				M/A	%	M/A	%	M/A	%	M/A	%	OR	DR	TOT								
*4	EVESON Justin	4.5	34:16	7/11	64	7/10	70	0/1	0	8/10	80		4	4	2	3	2		4	9	22	
*7	NORRIS Shaun	3.0	33:23	9/14	64	9/14	64			1/1	100	2	2	4		3			4	1	19	
*8	HARTNETT Michael	1.0	29:03	0/2	0	0/2	0										1		2		0	
*14	DOWLER Brendan	1.0	33:48									2		2					3	1	0	
*15	NESS Brad (C)	4.5	25:53	5/12	42	5/12	42			0/3	0	1	10	11	1	2	2		1	6	10	
5	SACHS Troy	4.5	19:51	5/8	63	5/8	63			1/4	25	1	4	5	1	3	1		1	4	11	
6	STIBNERS Brett	4.0	00:00																		0	
9	KNOWLES Tristan	4.0	00:00																		0	
10	KING Adrian	2.0	06:37	0/2	0	0/2	0			0/2	0	1		1					1	1	0	
11	SIMMONS Tige	1.0	07:58										1	1							0	
12	MIZENS Grant	2.0	06:37									1	2	3							0	
13	ALCOTT Dylan	1.0	02:34	2/3	67	1/1	100	1/2	50												5	
Team/Coach																						
<b>Totals</b>				28/52	54	27/49	55	1/3	33	10/20	50	9	24	33	4	11	6			16	22	67
<b>Coach</b>		ETTRIDGE Benjamin James																				
<b>Assistant Coach</b>		FRIDAY Craig Anthony																				

	GBR	AUS
Points from Turnovers	4	6
Points in the Paint	14	34
Second Chance Points	12	6
Fast Break Points	0	0

	GBR	AUS
Biggest Lead	4	26
Biggest Scoring Run	12-0(40-54)	21-0(6-23)
Lead Changes	2	
Times Tied	1	

#### Legend:

%	Shooting Percentage	(C)	Captain	*	Starters	AS	Assists
BS	Blocked Shots	DR	Defensive Rebounds	FO	Fouls On	M/A	Made/Attempts
MIN	Minutes Played	OR	Offensive Rebounds	OTx	Overtime	PF	Fouls
PTS	Points	Qx	Quarter Time	ST	Steals	TO	Turnovers
TOT	Total Rebounds						



## START LIST

首发名单

### GER - JPN

**Referee:** KUERZI Bill (USA)  
**Umpires:** PURSGLOVE Ian Robert (GBR); GOMEZ RUF Antonia (ESP)

**Commissioner:** LOVE Greg (AUS)  
**Classifier:** MACKAY Kenneth (GBR)

#### GER - Germany

No.	Name	Pos	Age	Sport Class	Current Games Statistics						
					PPG	FG%	3FG%	FT%	RPG	APG	MPG (GP)
4	LOHMANN Bjoern	F	29	1.0	1.2	18		75	1.0	0.2	12:42 (6)
5	SCHUERMANNS Jens	F	27	1.0	1.7	28			1.5	0.3	25:38 (6)
6	QUALI Mimoun	F	33	3.0	2.0	43			0.3		03:52 (3)
7	LEHMANN Lars	G	31	3.0	6.2	35	33	14	3.3	3.5	21:25 (6)
8	BIENEK Andre	C	21	3.0	8.5	50		45	5.3	1.5	19:58 (6)
9	FISCHER Florian	F/G	31	1.5	2.0	56	0	100	1.5	0.7	18:14 (6)
10	KRESS Andreas	C	22	3.5	1.7	50		50	1.0		03:05 (3)
11	PASSIWAN Dirk	F/G	31	4.5	14.5	38	6	60	4.2	2.5	18:29 (6)
12	WOLK Sebastian	C	27	4.0	8.7	54		73	3.7	0.8	17:55 (6)
13	CHRISTINK Lars (C)	G	36	2.0	8.2	37	17	67	1.8	4.2	22:26 (6)
15	KOHLER-LENZ Dirk	C	40	4.0	13.2	48	0	58	10.7	0.7	30:20 (6)
Team			29.8		65.8	42	10	54	33.7	14.3	
<b>Coach</b>		WIEGMANN Frits									
<b>Assistant Coach</b>		MOERTL Sigggi									

GER Played		
PR	CAN	59-62
PR	JPN	56-58
PR	RSA	96-43
PR	IRI	73-63
PR	SWE	78-72
QF	GBR	64-71

#### JPN - Japan

No.	Name	Pos	Age	Sport Class	Current Games Statistics						
					PPG	FG%	3FG%	FT%	RPG	APG	MPG (GP)
4	MIURA Fumiharu	G	29	2.5	0.4	11	0		0.6	0.2	02:45 (5)
5	MORI Noriyuki	F	37	2.0	0.8	33		50	1.3	0.3	07:26 (6)
6	MIYAJIMA Tetsuya	C	19	4.0	3.7	35	0	46	3.0	0.8	09:49 (6)
7	SATO Satoshi	F	32	1.0	0.2	0		50	0.8		08:05 (5)
8	KORETOMO Keisuke	G	37	3.0	5.7	57	17	70	2.3	1.0	10:43 (6)
9	KOZAI Hiroaki	F	20	3.5	13.3	38	31	63	3.5	1.8	24:40 (6)
10	SUZUKI Akimasa	F	31	3.5	7.8	48	0	42	6.2	1.5	24:44 (6)
11	FUJII Shingo (C)	G	30	1.5	1.7	24	0	0	3.8	1.8	30:40 (6)
12	KYOYA Kazuyuki	G	37	1.0	2.7	25	33	25	3.2	1.3	34:58 (6)
13	FUJIMOTO Reo	C	24	4.5	12.3	39	0	52	9.7	1.7	29:19 (6)
14	OSHIMA Tomohiko	C	37	4.0	3.7	30	25	64	2.8	0.5	16:26 (6)
15	MAEDA Kenzo	F	33	4.5	1.0	50			0.3	0.3	03:13 (4)
Team			30.5		52.8	37	20	52	37.2	11.2	
<b>Coach</b>		OKUHARA Akio									
<b>Assistant Coach</b>		SAKANO Haruo									

JPN Played		
PR	SWE	49-61
PR	GER	58-56
PR	IRI	50-69
PR	CAN	48-75
PR	RSA	60-58
QF	AUS	52-72

#### Legend:

3FG%	3 Field Goals %	APG	Assists per Game	C	Centre	F	Forward
FG%	Field Goals %	FT%	Free Throws %	G	Guard	GP	Games Played
MPG	Minutes Played per Game	Pos	Playing Position	PPG	Points per Game	PR	Preliminary Round
QF	Quarterfinal	RPG	Rebounds per Game				



## PLAY BY PLAY

文字比分播报

GER 37 vs 27 JPN

Attendance: 0

		Q1		Q2	
Scoring by 5 min intervals:	GER	8	16	30	37
	JPN	4	16	19	27

### FIRST QUARTER

#### Quarter Starters:

<b>GER</b> 5 SCHUERMAN J	8 BIENEK A	12 WOLK S	13 CHRISTINK L	15 KOHLER-LENZ D
<b>JPN</b> 9 KOZAI H	10 SUZUKI A	11 FUJII S	12 KYOYA K	13 FUJIMOTO R

Game Time	GER - Germany	Score	Lead	JPN - Japan
10:00	5 SCHUERMAN J Player IN <<----			
10:00	8 BIENEK A Player IN <<----			
10:00	12 WOLK S Player IN <<----			
10:00	13 CHRISTINK L Player IN <<----			
10:00	15 KOHLER-LENZ D Player IN <<----			
10:00				9 KOZAI H Player IN <<----
10:00				10 SUZUKI A Player IN <<----
10:00				11 FUJII S Player IN <<----
10:00				12 KYOYA K Player IN <<----
10:00				13 FUJIMOTO R Player IN <<----
10:00	15 KOHLER-LENZ D Tap off won			13 FUJIMOTO R Tap off lost
09:44	12 WOLK S 2 Pts paint missed (2 Out)			
09:42				12 KYOYA K Defensive Rebound
09:25				9 KOZAI H 3-Pts missed (3 Out)
09:23	15 KOHLER-LENZ D Defensive Rebound			
09:17	15 KOHLER-LENZ D Turnover			
08:57				9 KOZAI H 2 Pts paint missed (2 Out)
08:57				Offensive Rebound
08:57	8 BIENEK A Personal foul			
08:57				9 KOZAI H Foul On
08:52				10 SUZUKI A 2 Pts paint missed (2 Out)
08:51	8 BIENEK A Defensive Rebound			
08:35	8 BIENEK A 2-Pts missed (2 out)			
08:33				9 KOZAI H Defensive Rebound
08:19		0-2	-2	9 KOZAI H 2-Pts paint made (2 In)
08:02	13 CHRISTINK L 2 Pts paint missed (2 Out)			
08:00	13 CHRISTINK L Offensive Rebound			
07:56	13 CHRISTINK L 2-Pts made (2 In)	2-2	0	
07:41				13 FUJIMOTO R Turnover
07:13	8 BIENEK A 2-Pts missed (2 out)			
07:11				9 KOZAI H Defensive Rebound
07:03				9 KOZAI H Turnover
06:42	15 KOHLER-LENZ D 2-Pts paint made (2 In)	4-2	+2	
06:40	8 BIENEK A Assist			



## PLAY BY PLAY

文字比分播报

GER 37 vs 27 JPN

Attendance: 0

Game Time	GER - Germany	Score	Lead	JPN - Japan
06:15				10 SUZUKI A 2-Pts missed (2 out)
06:13	13 CHRISTINK L Defensive Rebound			
06:03	12 WOLK S 2-Pts paint made (2 In)	6-2	+4	
05:46	12 WOLK S Personal foul			
05:46				9 KOZAI H Foul On
05:25	12 WOLK S Personal foul			
05:25				13 FUJIMOTO R Foul On
05:25		6-3	+3	13 FUJIMOTO R Free Throw made (1 In)
05:25		6-4	+2	13 FUJIMOTO R Free Throw made (1 In)
05:03	8 BIENEK A 2-Pts made (2 In)	8-4	+4	
05:01	13 CHRISTINK L Assist			
04:36				13 FUJIMOTO R 2 Pts paint missed (2 Out)
04:34				10 SUZUKI A Offensive Rebound
04:34		8-6	+2	10 SUZUKI A 2-Pts paint made (2 In)
04:16	8 BIENEK A 2-Pts made (2 In)	10-6	+4	
04:05	13 CHRISTINK L Personal foul			
04:05				9 KOZAI H Foul On
04:05	12 WOLK S Player OUT ---->>			
04:05	13 CHRISTINK L Player OUT ---->>			
04:05	9 FISCHER F Player IN <<----			
04:05	11 PASSIWAN D Player IN <<----			
04:05		10-7	+3	9 KOZAI H Free Throw made (1 In)
04:05		10-8	+2	9 KOZAI H Free Throw made (1 In)
04:05				14 OSHIMA T Player IN <<----
04:05				8 KORETOMO K Player IN <<----
04:05				9 KOZAI H Player OUT ---->>
04:05				10 SUZUKI A Player OUT ---->>
03:56				13 FUJIMOTO R Personal foul
03:56	8 BIENEK A Foul On			
03:47	15 KOHLER-LENZ D 2-Pts missed (2 out)			
03:45				14 OSHIMA T Defensive Rebound
03:35				13 FUJIMOTO R 2 Pts paint missed (2 Out)
03:33				13 FUJIMOTO R Offensive Rebound
03:33		10-10	0	13 FUJIMOTO R 2-Pts paint made (2 In)
03:21	11 PASSIWAN D Turnover			
02:56		10-12	-2	12 KYOYA K 2-Pts made (2 In)
02:44	8 BIENEK A Foul On			
02:44				8 KORETOMO K Personal foul
02:44	8 BIENEK A Free Throw missed (1 Out)			
02:44	8 BIENEK A Free Throw missed (1 Out)			
02:44				Defensive Rebound
02:29	5 SCHUERMAN J Personal foul			



## PLAY BY PLAY

文字比分播报

GER 37 vs 27 JPN

Attendance: 0

Game Time	GER - Germany	Score	Lead	JPN - Japan
02:29				8 KORETOMO K Foul On
02:29	7 LEHMANN L Player IN <<----			
02:29	8 BIENEK A Player OUT ---->>			
02:29				8 KORETOMO K Free Throw missed (1 Out)
02:29				8 KORETOMO K Free Throw missed (1 Out)
02:29	Defensive Rebound			
02:05	11 PASSIWAN D 3-Pts made (3 In)	13-12	+1	
01:53		13-14	-1	13 FUJIMOTO R 2-Pts paint made (2 In)
01:48				11 FUJII S Assist
01:35	11 PASSIWAN D 3-Pts missed (3 Out)			
01:33				11 FUJII S Defensive Rebound
01:20		13-16	-3	14 OSHIMA T 2-Pts made (2 In)
00:55	15 KOHLER-LENZ D 2-Pts paint made (2 In)	15-16	-1	
00:55				13 FUJIMOTO R Personal foul
00:55	15 KOHLER-LENZ D Foul On			
00:55	15 KOHLER-LENZ D Free Throw made (1 In)	16-16	0	
00:34				14 OSHIMA T 2-Pts missed (2 out)
00:29				12 KYOYA K Offensive Rebound
00:19				11 FUJII S Turnover
00:19	7 LEHMANN L Steal			
00:01				12 KYOYA K Personal foul
00:01	7 LEHMANN L Foul On			

## SECOND QUARTER

### Quarter Starters:

GER 5 SCHUERMANN J      7 LEHMANN L      9 FISCHER F      11 PASSIWAN D      15 KOHLER-LENZ D  
JPN 13 FUJIMOTO R      10 SUZUKI A      12 KYOYA K      11 FUJII S      9 KOZAI H

Game Time	GER - Germany	Score	Lead	JPN - Japan
10:00	5 SCHUERMANN J Player IN <<----			
10:00	7 LEHMANN L Player IN <<----			
10:00	9 FISCHER F Player IN <<----			
10:00	11 PASSIWAN D Player IN <<----			
10:00	15 KOHLER-LENZ D Player IN <<----			
10:00				13 FUJIMOTO R Player IN <<----
10:00				10 SUZUKI A Player IN <<----
10:00				12 KYOYA K Player IN <<----
10:00				11 FUJII S Player IN <<----
10:00				9 KOZAI H Player IN <<----
09:59				Tap off situation, throw-in
09:40		16-18	-2	12 KYOYA K 2-Pts made (2 In)
09:10	7 LEHMANN L Turnover			
08:54	9 FISCHER F Personal foul			





## PLAY BY PLAY

文字比分播报

GER 37 vs 27 JPN

Attendance: 0

Game Time	GER - Germany	Score	Lead	JPN - Japan
08:54				9 KOZAI H Foul On
08:41				9 KOZAI H 3-Pts missed (3 Out)
08:35	11 PASSIWAN D Defensive Rebound			
08:26	15 KOHLER-LENZ D 2-Pts paint made (2 In)	18-18	0	
08:24	7 LEHMANN L Assist			
08:06	11 PASSIWAN D Steal			
08:06				10 SUZUKI A Turnover
08:00	15 KOHLER-LENZ D 2-Pts paint made (2 In)	20-18	+2	
08:00	9 FISCHER F Assist			
08:00				Time out
08:00				14 OSHIMA T Player IN <<----
08:00				9 KOZAI H Player OUT ---->>
08:00				5 MORI N Player IN <<----
08:00				9 KOZAI H Player IN <<----
08:00				11 FUJII S Player OUT ---->>
08:00				13 FUJIMOTO R Player OUT ---->>
07:45	9 FISCHER F Personal foul			
07:45				5 MORI N Foul On
07:45				5 MORI N Free Throw missed (1 Out)
07:45		20-19	+1	5 MORI N Free Throw made (1 In)
07:34	15 KOHLER-LENZ D 2-Pts paint made (2 In)	22-19	+3	
07:32	7 LEHMANN L Assist			
07:11				10 SUZUKI A 2 Pts paint missed (2 Out)
07:05				10 SUZUKI A Offensive Rebound
06:50				12 KYOYA K 2-Pts missed (2 out)
06:48	5 SCHUERMANN J Defensive Rebound			
06:48				5 MORI N Personal foul
06:48	11 PASSIWAN D Foul On			
06:41	11 PASSIWAN D 2-Pts made (2 In)	24-19	+5	
06:36				10 SUZUKI A Turnover
06:36				6 MIYAJIMA T Player IN <<----
06:36				11 FUJII S Player IN <<----
06:36				5 MORI N Player OUT ---->>
06:36				9 KOZAI H Player OUT ---->>
06:24	11 PASSIWAN D 2-Pts made (2 In)	26-19	+7	
06:07				14 OSHIMA T 3-Pts missed (3 Out)
06:05	11 PASSIWAN D Defensive Rebound			
05:54	15 KOHLER-LENZ D 2-Pts paint made (2 In)	28-19	+9	
05:53	7 LEHMANN L Assist			
05:45				11 FUJII S Offensive foul
05:45				11 FUJII S Turnover
05:45	15 KOHLER-LENZ D Foul On			



## PLAY BY PLAY

文字比分播报

GER 37 vs 27 JPN

Attendance: 0

Game Time	GER - Germany	Score	Lead	JPN - Japan
05:45	15 KOHLER-LENZ D Steal			
05:25	15 KOHLER-LENZ D 2 Pts paint missed (2 Out)			
05:23	15 KOHLER-LENZ D Offensive Rebound			
05:23	15 KOHLER-LENZ D 2-Pts paint made (2 In)	30-19	+11	
05:03	11 PASSIWAN D Personal foul			
05:03				10 SUZUKI A Foul On
05:03				8 KORETOMO K Player IN <<----
05:03				13 FUJIMOTO R Player IN <<----
05:03				6 MIYAJIMA T Player OUT ---->>
05:03				10 SUZUKI A Player OUT ---->>
04:57				13 FUJIMOTO R Turnover
04:38	11 PASSIWAN D 2-Pts made (2 In)	32-19	+13	
04:26	9 FISCHER F Personal foul			
04:26				8 KORETOMO K Foul On
04:09		32-21	+11	12 KYOYA K 2-Pts made (2 In)
03:58	11 PASSIWAN D 2-Pts made (2 In)	34-21	+13	
03:55	7 LEHMANN L Assist			
03:37				8 KORETOMO K 3-Pts missed (3 Out)
03:36	11 PASSIWAN D Defensive Rebound			
03:35				13 FUJIMOTO R Technical foul
03:35	11 PASSIWAN D Free Throw made (1 In)	35-21	+14	
03:35	11 PASSIWAN D Free Throw missed (1 Out)			
03:27	7 LEHMANN L Turnover			
03:16	5 SCHUERMANN J Personal foul			
03:16				14 OSHIMA T Foul On
03:16	4 LOHMANN B Player IN <<----			
03:16	5 SCHUERMANN J Player OUT ---->>			
03:16		35-22	+13	14 OSHIMA T Free Throw made (1 In)
03:16		35-23	+12	14 OSHIMA T Free Throw made (1 In)
02:53	15 KOHLER-LENZ D 2-Pts missed (2 out)			
02:51				14 OSHIMA T Defensive Rebound
02:35				14 OSHIMA T 2-Pts missed (2 out)
02:33	7 LEHMANN L Defensive Rebound			
02:19	8 BIENEK A Player IN <<----			
02:19	13 CHRISTINK L Player IN <<----			
02:19	12 WOLK S Player IN <<----			
02:19	7 LEHMANN L Player OUT ---->>			
02:19	9 FISCHER F Player OUT ---->>			
02:19	11 PASSIWAN D Player OUT ---->>			
02:10	12 WOLK S Turnover			
02:10				8 KORETOMO K Steal
02:01		35-25	+10	13 FUJIMOTO R 2-Pts paint made (2 In)



## PLAY BY PLAY

文字比分播报

GER 37 vs 27 JPN

Attendance: 0

Game Time	GER - Germany	Score	Lead	JPN - Japan
01:55				12 KYOYA K Assist
01:45				11 FUJII S Personal foul
01:45	8 BIENEK A Foul On			
01:45	Time out			
01:35	13 CHRISTINK L 2 Pts paint missed (2 Out)			
01:29				13 FUJIMOTO R Defensive Rebound
01:19		35-27	+8	13 FUJIMOTO R 2-Pts paint made (2 In)
00:48	13 CHRISTINK L 2-Pts made (2 In)	37-27	+10	
00:48				Time out
00:28				14 OSHIMA T 2-Pts missed (2 out)
00:26	8 BIENEK A Defensive Rebound			
00:06	8 BIENEK A 2-Pts missed (2 out)			
00:05	12 WOLK S Turnover			
00:02				Defensive Rebound
04:48				11 FUJII S 3-Pts missed (3 Out)



## PLAY BY PLAY

文字比分播报

GER 71 vs 57 JPN

Attendance: 12000

Scoring by 5 min intervals:		Q1		Q2		Q3		Q4	
GER		8	16	30	37	45	49	57	71
JPN		4	16	19	27	37	43	45	57

### FIRST QUARTER

#### Quarter Starters:

**GER** 5 SCHUERMAN J      8 BIENEK A      12 WOLK S      13 CHRISTINK L      15 KOHLER-LENZ D  
**JPN** 9 KOZAI H      10 SUZUKI A      11 FUJII S      12 KYOYA K      13 FUJIMOTO R

Game Time	GER - Germany	Score	Lead	JPN - Japan
10:00	5 SCHUERMAN J Player IN <<----			
10:00	8 BIENEK A Player IN <<----			
10:00	12 WOLK S Player IN <<----			
10:00	13 CHRISTINK L Player IN <<----			
10:00	15 KOHLER-LENZ D Player IN <<----			
10:00				9 KOZAI H Player IN <<----
10:00				10 SUZUKI A Player IN <<----
10:00				11 FUJII S Player IN <<----
10:00				12 KYOYA K Player IN <<----
10:00				13 FUJIMOTO R Player IN <<----
10:00	15 KOHLER-LENZ D Tap off won			13 FUJIMOTO R Tap off lost
09:44	12 WOLK S 2 Pts paint missed (2 Out)			
09:42				12 KYOYA K Defensive Rebound
09:25				9 KOZAI H 3-Pts missed (3 Out)
09:23	15 KOHLER-LENZ D Defensive Rebound			
09:17	15 KOHLER-LENZ D Turnover			
08:57				9 KOZAI H 2 Pts paint missed (2 Out)
08:57				Offensive Rebound
08:57	8 BIENEK A Personal foul			
08:57				9 KOZAI H Foul On
08:52				10 SUZUKI A 2 Pts paint missed (2 Out)
08:51	8 BIENEK A Defensive Rebound			
08:35	8 BIENEK A 2-Pts missed (2 out)			
08:33				9 KOZAI H Defensive Rebound
08:19		0-2	-2	9 KOZAI H 2-Pts paint made (2 In)
08:02	13 CHRISTINK L 2 Pts paint missed (2 Out)			
08:00	13 CHRISTINK L Offensive Rebound			
07:56	13 CHRISTINK L 2-Pts made (2 In)	2-2	0	
07:41				13 FUJIMOTO R Turnover
07:13	8 BIENEK A 2-Pts missed (2 out)			
07:11				9 KOZAI H Defensive Rebound
07:03				9 KOZAI H Turnover
06:42	15 KOHLER-LENZ D 2-Pts paint made (2 In)	4-2	+2	
06:40	8 BIENEK A Assist			



## PLAY BY PLAY

文字比分播报

GER 71 vs 57 JPN

Attendance: 12000

Game Time	GER - Germany	Score	Lead	JPN - Japan
06:15				10 SUZUKI A 2-Pts missed (2 out)
06:13	13 CHRISTINK L Defensive Rebound			
06:03	12 WOLK S 2-Pts paint made (2 In)	6-2	+4	
05:46	12 WOLK S Personal foul			
05:46				9 KOZAI H Foul On
05:25	12 WOLK S Personal foul			
05:25				13 FUJIMOTO R Foul On
05:25		6-3	+3	13 FUJIMOTO R Free Throw made (1 In)
05:25		6-4	+2	13 FUJIMOTO R Free Throw made (1 In)
05:03	8 BIENEK A 2-Pts made (2 In)	8-4	+4	
05:01	13 CHRISTINK L Assist			
04:36				13 FUJIMOTO R 2 Pts paint missed (2 Out)
04:34				10 SUZUKI A Offensive Rebound
04:34		8-6	+2	10 SUZUKI A 2-Pts paint made (2 In)
04:16	8 BIENEK A 2-Pts made (2 In)	10-6	+4	
04:05	13 CHRISTINK L Personal foul			
04:05				9 KOZAI H Foul On
04:05	12 WOLK S Player OUT ---->>			
04:05	13 CHRISTINK L Player OUT ---->>			
04:05	9 FISCHER F Player IN <<----			
04:05	11 PASSIWAN D Player IN <<----			
04:05		10-7	+3	9 KOZAI H Free Throw made (1 In)
04:05		10-8	+2	9 KOZAI H Free Throw made (1 In)
04:05				14 OSHIMA T Player IN <<----
04:05				8 KORETOMO K Player IN <<----
04:05				9 KOZAI H Player OUT ---->>
04:05				10 SUZUKI A Player OUT ---->>
03:56				13 FUJIMOTO R Personal foul
03:56	8 BIENEK A Foul On			
03:47	15 KOHLER-LENZ D 2-Pts missed (2 out)			
03:45				14 OSHIMA T Defensive Rebound
03:35				13 FUJIMOTO R 2 Pts paint missed (2 Out)
03:33				13 FUJIMOTO R Offensive Rebound
03:33		10-10	0	13 FUJIMOTO R 2-Pts paint made (2 In)
03:21	11 PASSIWAN D Turnover			
02:56		10-12	-2	12 KYOYA K 2-Pts made (2 In)
02:44	8 BIENEK A Foul On			
02:44				8 KORETOMO K Personal foul
02:44	8 BIENEK A Free Throw missed (1 Out)			
02:44	8 BIENEK A Free Throw missed (1 Out)			
02:44				Defensive Rebound
02:29	5 SCHUERMANN J Personal foul			



## PLAY BY PLAY

文字比分播报

GER 71 vs 57 JPN

Attendance: 12000

Game Time	GER - Germany	Score	Lead	JPN - Japan
02:29				8 KORETOMO K Foul On
02:29	7 LEHMANN L Player IN <<----			
02:29	8 BIENEK A Player OUT ---->>			
02:29				8 KORETOMO K Free Throw missed (1 Out)
02:29				8 KORETOMO K Free Throw missed (1 Out)
02:29	Defensive Rebound			
02:05	11 PASSIWAN D 3-Pts made (3 In)	13-12	+1	
01:53		13-14	-1	13 FUJIMOTO R 2-Pts paint made (2 In)
01:48				11 FUJII S Assist
01:35	11 PASSIWAN D 3-Pts missed (3 Out)			
01:33				11 FUJII S Defensive Rebound
01:20		13-16	-3	14 OSHIMA T 2-Pts made (2 In)
00:55	15 KOHLER-LENZ D 2-Pts paint made (2 In)	15-16	-1	
00:55				13 FUJIMOTO R Personal foul
00:55	15 KOHLER-LENZ D Foul On			
00:55	15 KOHLER-LENZ D Free Throw made (1 In)	16-16	0	
00:34				14 OSHIMA T 2-Pts missed (2 out)
00:29				12 KYOYA K Offensive Rebound
00:19				11 FUJII S Turnover
00:19	7 LEHMANN L Steal			
00:01				12 KYOYA K Personal foul
00:01	7 LEHMANN L Foul On			

## SECOND QUARTER

### Quarter Starters:

GER 5 SCHUERMANN J      7 LEHMANN L      9 FISCHER F      11 PASSIWAN D      15 KOHLER-LENZ D  
JPN 13 FUJIMOTO R      10 SUZUKI A      12 KYOYA K      11 FUJII S      9 KOZAI H

Game Time	GER - Germany	Score	Lead	JPN - Japan
10:00	5 SCHUERMANN J Player IN <<----			
10:00	7 LEHMANN L Player IN <<----			
10:00	9 FISCHER F Player IN <<----			
10:00	11 PASSIWAN D Player IN <<----			
10:00	15 KOHLER-LENZ D Player IN <<----			
10:00				13 FUJIMOTO R Player IN <<----
10:00				10 SUZUKI A Player IN <<----
10:00				12 KYOYA K Player IN <<----
10:00				11 FUJII S Player IN <<----
10:00				9 KOZAI H Player IN <<----
09:59				Tap off situation, throw-in
09:40		16-18	-2	12 KYOYA K 2-Pts made (2 In)
09:10	7 LEHMANN L Turnover			
08:54	9 FISCHER F Personal foul			



## PLAY BY PLAY

文字比分播报

GER 71 vs 57 JPN

Attendance: 12000

Game Time	GER - Germany	Score	Lead	JPN - Japan
08:54				9 KOZAI H Foul On
08:41				9 KOZAI H 3-Pts missed (3 Out)
08:35	11 PASSIWAN D Defensive Rebound			
08:26	15 KOHLER-LENZ D 2-Pts paint made (2 In)	18-18	0	
08:24	7 LEHMANN L Assist			
08:06	11 PASSIWAN D Steal			
08:06				10 SUZUKI A Turnover
08:00	15 KOHLER-LENZ D 2-Pts paint made (2 In)	20-18	+2	
08:00	9 FISCHER F Assist			
08:00				Time out
08:00				14 OSHIMA T Player IN <<----
08:00				9 KOZAI H Player OUT ---->>
08:00				5 MORI N Player IN <<----
08:00				9 KOZAI H Player IN <<----
08:00				11 FUJII S Player OUT ---->>
08:00				13 FUJIMOTO R Player OUT ---->>
07:45	9 FISCHER F Personal foul			
07:45				5 MORI N Foul On
07:45				5 MORI N Free Throw missed (1 Out)
07:45		20-19	+1	5 MORI N Free Throw made (1 In)
07:34	15 KOHLER-LENZ D 2-Pts paint made (2 In)	22-19	+3	
07:32	7 LEHMANN L Assist			
07:11				10 SUZUKI A 2 Pts paint missed (2 Out)
07:05				10 SUZUKI A Offensive Rebound
06:50				12 KYOYA K 2-Pts missed (2 out)
06:48	5 SCHUERMANN J Defensive Rebound			
06:48				5 MORI N Personal foul
06:48	11 PASSIWAN D Foul On			
06:41	11 PASSIWAN D 2-Pts made (2 In)	24-19	+5	
06:36				10 SUZUKI A Turnover
06:36				6 MIYAJIMA T Player IN <<----
06:36				11 FUJII S Player IN <<----
06:36				5 MORI N Player OUT ---->>
06:36				9 KOZAI H Player OUT ---->>
06:24	11 PASSIWAN D 2-Pts made (2 In)	26-19	+7	
06:07				14 OSHIMA T 3-Pts missed (3 Out)
06:05	11 PASSIWAN D Defensive Rebound			
05:54	15 KOHLER-LENZ D 2-Pts paint made (2 In)	28-19	+9	
05:53	7 LEHMANN L Assist			
05:45				11 FUJII S Offensive foul
05:45				11 FUJII S Turnover
05:45	15 KOHLER-LENZ D Foul On			



## PLAY BY PLAY

文字比分播报

GER 71 vs 57 JPN

Attendance: 12000

Game Time	GER - Germany	Score	Lead	JPN - Japan
05:45	15 KOHLER-LENZ D Steal			
05:25	15 KOHLER-LENZ D 2 Pts paint missed (2 Out)			
05:23	15 KOHLER-LENZ D Offensive Rebound			
05:23	15 KOHLER-LENZ D 2-Pts paint made (2 In)	30-19	+11	
05:03	11 PASSIWAN D Personal foul			
05:03				10 SUZUKI A Foul On
05:03				8 KORETOMO K Player IN <<----
05:03				13 FUJIMOTO R Player IN <<----
05:03				6 MIYAJIMA T Player OUT ---->>
05:03				10 SUZUKI A Player OUT ---->>
04:57				13 FUJIMOTO R Turnover
04:38	11 PASSIWAN D 2-Pts made (2 In)	32-19	+13	
04:26	9 FISCHER F Personal foul			
04:26				8 KORETOMO K Foul On
04:09		32-21	+11	12 KYOYA K 2-Pts made (2 In)
03:58	11 PASSIWAN D 2-Pts made (2 In)	34-21	+13	
03:55	7 LEHMANN L Assist			
03:37				8 KORETOMO K 3-Pts missed (3 Out)
03:36	11 PASSIWAN D Defensive Rebound			
03:35				13 FUJIMOTO R Technical foul
03:35	11 PASSIWAN D Free Throw made (1 In)	35-21	+14	
03:35	11 PASSIWAN D Free Throw missed (1 Out)			
03:27	7 LEHMANN L Turnover			
03:16	5 SCHUERMANN J Personal foul			
03:16				14 OSHIMA T Foul On
03:16	4 LOHMANN B Player IN <<----			
03:16	5 SCHUERMANN J Player OUT ---->>			
03:16		35-22	+13	14 OSHIMA T Free Throw made (1 In)
03:16		35-23	+12	14 OSHIMA T Free Throw made (1 In)
02:53	15 KOHLER-LENZ D 2-Pts missed (2 out)			
02:51				14 OSHIMA T Defensive Rebound
02:35				14 OSHIMA T 2-Pts missed (2 out)
02:33	7 LEHMANN L Defensive Rebound			
02:19	8 BIENEK A Player IN <<----			
02:19	13 CHRISTINK L Player IN <<----			
02:19	12 WOLK S Player IN <<----			
02:19	7 LEHMANN L Player OUT ---->>			
02:19	9 FISCHER F Player OUT ---->>			
02:19	11 PASSIWAN D Player OUT ---->>			
02:10	12 WOLK S Turnover			
02:10				8 KORETOMO K Steal
02:01		35-25	+10	13 FUJIMOTO R 2-Pts paint made (2 In)





## PLAY BY PLAY

文字比分播报

GER 71 vs 57 JPN

Attendance: 12000

Game Time	GER - Germany	Score	Lead	JPN - Japan
01:55				12 KYOYA K Assist
01:45				11 FUJII S Personal foul
01:45	8 BIENEK A Foul On			
01:45	Time out			
01:35	13 CHRISTINK L 2 Pts paint missed (2 Out)			
01:29				13 FUJIMOTO R Defensive Rebound
01:19		35-27	+8	13 FUJIMOTO R 2-Pts paint made (2 In)
00:48	13 CHRISTINK L 2-Pts made (2 In)	37-27	+10	
00:48				Time out
00:28				14 OSHIMA T 2-Pts missed (2 out)
00:26	8 BIENEK A Defensive Rebound			
00:06	8 BIENEK A 2-Pts missed (2 out)			
00:05	12 WOLK S Turnover			
00:02				Defensive Rebound
00:00				11 FUJII S 3-Pts missed (3 Out)

## THIRD QUARTER

### Quarter Starters:

**GER** 12 WOLK S                      13 CHRISTINK L                      8 BIENEK A                      4 LOHMANN B                      15 KOHLER-LENZ D  
**JPN** 13 FUJIMOTO R                      11 FUJII S                      9 KOZAI H                      12 KYOYA K                      10 SUZUKI A

Game Time	GER - Germany	Score	Lead	JPN - Japan
10:00	12 WOLK S Player IN <<----			
10:00	13 CHRISTINK L Player IN <<----			
10:00	8 BIENEK A Player IN <<----			
10:00				13 FUJIMOTO R Player IN <<----
10:00				11 FUJII S Player IN <<----
10:00				9 KOZAI H Player IN <<----
10:00				12 KYOYA K Player IN <<----
10:00	4 LOHMANN B Player IN <<----			
10:00	15 KOHLER-LENZ D Player IN <<----			
10:00				10 SUZUKI A Player IN <<----
09:59	Tap off situation, throw-in			
09:47	8 BIENEK A 2-Pts missed (2 out)			
09:45				10 SUZUKI A Defensive Rebound
09:27		37-29	+8	13 FUJIMOTO R 2-Pts made (2 In)
09:25				11 FUJII S Assist
09:04	8 BIENEK A Turnover			
09:04				13 FUJIMOTO R Steal
08:47				9 KOZAI H 2-Pts missed (2 out)
08:45	15 KOHLER-LENZ D Defensive Rebound			
08:38	4 LOHMANN B 2-Pts missed (2 out)			
08:38				13 FUJIMOTO R Defensive Rebound



## PLAY BY PLAY

文字比分播报

GER 71 vs 57 JPN

Attendance: 12000

Game Time	GER - Germany	Score	Lead	JPN - Japan
08:38	7 LEHMANN L Player IN <<----			
08:38	9 FISCHER F Player IN <<----			
08:38	11 PASSIWAN D Player IN <<----			
08:38	8 BIENEK A Player OUT ---->>			
08:38	12 WOLK S Player OUT ---->>			
08:38	13 CHRISTINK L Player OUT ---->>			
08:19				9 KOZAI H 2-Pts missed (2 out)
08:17	15 KOHLER-LENZ D Defensive Rebound			
08:12	7 LEHMANN L 2 Pts paint missed (2 Out)			
08:11				10 SUZUKI A Defensive Rebound
07:58		37-31	+6	10 SUZUKI A 2-Pts paint made (2 In)
07:47	7 LEHMANN L 2-Pts made (2 In)	39-31	+8	
07:31				11 FUJII S 2 Pts paint missed (2 Out)
07:29	15 KOHLER-LENZ D Defensive Rebound			
07:22	11 PASSIWAN D 2-Pts paint made (2 In)	41-31	+10	
06:53		41-33	+8	13 FUJIMOTO R 2-Pts paint made (2 In)
06:52				9 KOZAI H Assist
06:47				10 SUZUKI A Personal foul
06:47	15 KOHLER-LENZ D Foul On			
06:47	4 LOHMANN B Player OUT ---->>			
06:47	5 SCHUERMANN J Player IN <<----			
06:47				14 OSHIMA T Player IN <<----
06:47				8 KORETOMO K Player IN <<----
06:47				9 KOZAI H Player OUT ---->>
06:47				10 SUZUKI A Player OUT ---->>
06:47	15 KOHLER-LENZ D Free Throw made (1 In)	42-33	+9	
06:47	15 KOHLER-LENZ D Free Throw made (1 In)	43-33	+10	
06:30				11 FUJII S 2 Pts paint missed (2 Out)
06:29	11 PASSIWAN D Defensive Rebound			
06:23				12 KYOYA K Personal foul
06:23	11 PASSIWAN D Foul On			
06:12				Tap off situation, throw-in
05:53		43-35	+8	13 FUJIMOTO R 2-Pts paint made (2 In)
05:51				14 OSHIMA T Assist
05:37	15 KOHLER-LENZ D 2-Pts paint made (2 In)	45-35	+10	
05:35	7 LEHMANN L Assist			
05:14		45-37	+8	13 FUJIMOTO R 2-Pts paint made (2 In)
05:12				11 FUJII S Assist
04:56	11 PASSIWAN D 2-Pts missed (2 out)			
04:54	11 PASSIWAN D Offensive Rebound			
04:54	11 PASSIWAN D 2-Pts paint made (2 In)	47-37	+10	
04:36	7 LEHMANN L Personal foul			



## PLAY BY PLAY

文字比分播报

GER 71 vs 57 JPN

Attendance: 12000

Game Time	GER - Germany	Score	Lead	JPN - Japan
04:36				8 KORETOMO K Foul On
04:36				8 KORETOMO K Free Throw missed (1 Out)
04:36				8 KORETOMO K Free Throw missed (1 Out)
04:33	15 KOHLER-LENZ D Defensive Rebound			
04:21	11 PASSIWAN D 2-Pts missed (2 out)			
04:18				12 KYOYA K Defensive Rebound
04:07	11 PASSIWAN D Steal			
04:07				14 OSHIMA T Turnover
03:57	7 LEHMANN L Foul On			
03:57				8 KORETOMO K Personal foul
03:57				9 KOZAI H Player IN <<----
03:57				7 SATO S Player IN <<----
03:57				8 KORETOMO K Player OUT ---->>
03:57				11 FUJII S Player OUT ---->>
03:57	7 LEHMANN L Free Throw missed (1 Out)			
03:56	7 LEHMANN L Free Throw missed (1 Out)			
03:53	15 KOHLER-LENZ D Offensive Rebound			
03:48				13 FUJIMOTO R Personal foul
03:48	15 KOHLER-LENZ D Foul On			
03:48				13 FUJIMOTO R Player OUT ---->>
03:48				15 MAEDA K Player IN <<----
03:27	7 LEHMANN L 2-Pts missed (2 out)			
03:25				14 OSHIMA T Defensive Rebound
03:13	11 PASSIWAN D Personal foul			
03:13				9 KOZAI H Foul On
03:13				9 KOZAI H Free Throw missed (1 Out)
03:13		47-38	+9	9 KOZAI H Free Throw made (1 In)
02:57	11 PASSIWAN D 2-Pts made (2 In)	49-38	+11	
02:55	9 FISCHER F Assist			
02:24		49-40	+9	15 MAEDA K 2-Pts made (2 In)
02:22				12 KYOYA K Assist
02:06	11 PASSIWAN D 2-Pts missed (2 out)			
02:04				14 OSHIMA T Defensive Rebound
01:47				9 KOZAI H 2-Pts missed (2 out)
01:47	Defensive Rebound			
01:47	13 CHRISTINK L Player IN <<----			
01:47	8 BIENEK A Player IN <<----			
01:47	15 KOHLER-LENZ D Player OUT ---->>			
01:47	5 SCHUERMANN J Player OUT ---->>			
01:35	11 PASSIWAN D 2-Pts missed (2 out)			
01:33				7 SATO S Defensive Rebound
01:28				11 FUJII S Player IN <<----



## PLAY BY PLAY

文字比分播报

GER 71 vs 57 JPN

Attendance: 12000

Game Time	GER - Germany	Score	Lead	JPN - Japan
01:28				8 KORETOMO K Player IN <<----
01:28				7 SATO S Player OUT ---->>
01:28				9 KOZAI H Player OUT ---->>
01:08				14 OSHIMA T 2-Pts missed (2 out)
01:07				14 OSHIMA T Offensive Rebound
00:55		49-42	+7	14 OSHIMA T 2-Pts paint made (2 In)
00:55				14 OSHIMA T Foul On
00:55	8 BIENEK A Personal foul			
00:55		49-43	+6	14 OSHIMA T Free Throw made (1 In)
00:41	7 LEHMANN L 2 Pts paint missed (2 Out)			
00:40	Tap off situation, throw-in			
00:26	13 CHRISTINK L 2-Pts missed (2 out)			
00:24	9 FISCHER F Offensive Rebound			
00:06	13 CHRISTINK L 3-Pts missed (3 Out)			
00:04				11 FUJII S Defensive Rebound
00:00				14 OSHIMA T 3-Pts missed (3 Out)

## FOURTH QUARTER

### Quarter Starters:

GER

JPN

Game Time	GER - Germany	Score	Lead	JPN - Japan
10:00	5 SCHUERMAN J Player IN <<----			
10:00	7 LEHMANN L Player IN <<----			
10:00	9 FISCHER F Player IN <<----			
10:00	11 PASSIWAN D Player IN <<----			
10:00	15 KOHLER-LENZ D Player IN <<----			
10:00				14 OSHIMA T Player IN <<----
10:00				15 MAEDA K Player IN <<----
10:00				11 FUJII S Player IN <<----
10:00				8 KORETOMO K Player IN <<----
10:00				12 KYOYA K Player IN <<----
09:59				Tap off situation, throw-in
09:35		49-45	+4	15 MAEDA K 2-Pts made (2 In)
09:33				8 KORETOMO K Assist
09:11	9 FISCHER F 2-Pts missed (2 out)			
09:11				Defensive Rebound
08:54				8 KORETOMO K 2 Pts paint missed (2 Out)
08:53	7 LEHMANN L Defensive Rebound			
08:38	11 PASSIWAN D 2-Pts made (2 In)	51-45	+6	
08:37	9 FISCHER F Assist			
08:14				14 OSHIMA T Turnover



## PLAY BY PLAY

文字比分播报

GER 71 vs 57 JPN

Attendance: 12000

Game Time	GER - Germany	Score	Lead	JPN - Japan
07:54	5 SCHUERMANN J 2-Pts paint made (2 In)	53-45	+8	
07:53	7 LEHMANN L Assist			
07:35				15 MAEDA K 2-Pts missed (2 out)
07:35	Defensive Rebound			
07:35				13 FUJIMOTO R Player IN <<----
07:35				15 MAEDA K Player OUT ---->>
07:24	11 PASSIWAN D 2-Pts made (2 In)	55-45	+10	
07:23	7 LEHMANN L Assist			
07:12	11 PASSIWAN D Personal foul			
07:12				8 KORETOMO K Foul On
07:12				11 FUJII S Player OUT ---->>
07:12				7 SATO S Player IN <<----
07:12				10 SUZUKI A Player IN <<----
07:12				8 KORETOMO K Player OUT ---->>
06:57				12 KYOYA K 2-Pts missed (2 out)
06:55	15 KOHLER-LENZ D Defensive Rebound			
06:53	15 KOHLER-LENZ D Turnover			
06:53				10 SUZUKI A Steal
06:53				10 SUZUKI A Turnover
06:28	7 LEHMANN L 2-Pts missed (2 out)			
06:26	9 FISCHER F Offensive Rebound			
06:14	7 LEHMANN L Turnover			
06:14				14 OSHIMA T Steal
06:12	7 LEHMANN L Personal foul			
06:12				13 FUJIMOTO R Foul On
06:12				4 MIURA F Player IN <<----
06:12				5 MORI N Player IN <<----
06:12				11 FUJII S Player IN <<----
06:12				6 MIYAJIMA T Player IN <<----
06:12				13 FUJIMOTO R Player OUT ---->>
06:12				10 SUZUKI A Player OUT ---->>
06:12				7 SATO S Player OUT ---->>
06:12				12 KYOYA K Player OUT ---->>
05:54				4 MIURA F 2-Pts missed (2 out)
05:53	15 KOHLER-LENZ D Defensive Rebound			
05:33	11 PASSIWAN D 3-Pts missed (3 Out)			
05:31				6 MIYAJIMA T Defensive Rebound
05:14				11 FUJII S 3-Pts missed (3 Out)
05:12	7 LEHMANN L Defensive Rebound			
05:07	5 SCHUERMANN J 2-Pts paint made (2 In)	57-45	+12	
05:05	5 SCHUERMANN J Fast Break			
05:05	9 FISCHER F Assist			



## PLAY BY PLAY

文字比分播报

GER 71 vs 57 JPN

Attendance: 12000

Game Time	GER - Germany	Score	Lead	JPN - Japan
05:05				Time out
05:05				10 SUZUKI A Player IN <<----
05:05				9 KOZAI H Player IN <<----
05:05				13 FUJIMOTO R Player IN <<----
05:05				12 KYOYA K Player IN <<----
05:05				4 MIURA F Player OUT ---->>
05:05				5 MORI N Player OUT ---->>
05:05				6 MIYAJIMA T Player OUT ---->>
05:05				14 OSHIMA T Player OUT ---->>
04:55	7 LEHMANN L Personal foul			
04:55				9 KOZAI H Foul On
04:36		57-47	+10	13 FUJIMOTO R 2-Pts made (2 In)
04:16	15 KOHLER-LENZ D 2 Pts paint missed (2 Out)			
04:13	15 KOHLER-LENZ D Offensive Rebound			
04:13	15 KOHLER-LENZ D 2 Pts paint missed (2 Out)			
04:11				13 FUJIMOTO R Defensive Rebound
03:54				9 KOZAI H 2 Pts paint missed (2 Out)
03:51	15 KOHLER-LENZ D Defensive Rebound			
03:31	7 LEHMANN L 2-Pts missed (2 out)			
03:29				10 SUZUKI A Defensive Rebound
03:13		57-49	+8	9 KOZAI H 2-Pts made (2 In)
02:48				12 KYOYA K Personal foul
02:48	15 KOHLER-LENZ D Foul On			
02:42	11 PASSIWAN D 2-Pts made (2 In)	59-49	+10	
02:41	7 LEHMANN L Assist			
02:41				Time out
02:24		59-52	+7	9 KOZAI H 3-Pts made (3 In)
02:08	5 SCHUERMANN J Turnover			
01:54				11 FUJII S Offensive foul
01:54				11 FUJII S Turnover
01:54	5 SCHUERMANN J Foul On			
01:54	5 SCHUERMANN J Steal			
01:44	7 LEHMANN L 2-Pts paint made (2 In)	61-52	+9	
01:43	7 LEHMANN L Fast Break			
01:32				9 KOZAI H 3-Pts missed (3 Out)
01:30	15 KOHLER-LENZ D Defensive Rebound			
01:26	11 PASSIWAN D 2 Pts paint missed (2 Out)			
01:24	7 LEHMANN L Offensive Rebound			
01:22				12 KYOYA K Personal foul
01:22	9 FISCHER F Foul On			
01:20				10 SUZUKI A Personal foul
01:20	11 PASSIWAN D Foul On			



## PLAY BY PLAY

文字比分播报

GER 71 vs 57 JPN

Attendance: 12000

Game Time	GER - Germany	Score	Lead	JPN - Japan
01:15	11 PASSIWAN D 2-Pts paint made (2 In)	63-52	+11	
01:15	15 KOHLER-LENZ D Assist			
00:54		63-54	+9	10 SUZUKI A 2-Pts paint made (2 In)
00:54				13 FUJIMOTO R Assist
00:53				10 SUZUKI A Personal foul
00:53	11 PASSIWAN D Foul On			
00:53	11 PASSIWAN D Free Throw made (1 In)	64-54	+10	
00:53	11 PASSIWAN D Free Throw made (1 In)	65-54	+11	
00:53				Time out
00:40				11 FUJII S 2 Pts paint missed (2 Out)
00:40				10 SUZUKI A Offensive Rebound
00:40				10 SUZUKI A 2 Pts paint missed (2 Out)
00:40	15 KOHLER-LENZ D Defensive Rebound			
00:40	15 KOHLER-LENZ D Foul On			
00:40				11 FUJII S Personal foul
00:40	15 KOHLER-LENZ D Free Throw missed (1 Out)			
00:39	15 KOHLER-LENZ D Free Throw missed (1 Out)			
00:37	11 PASSIWAN D Offensive Rebound			
00:37	11 PASSIWAN D Foul On			
00:37				10 SUZUKI A Personal foul
00:37	11 PASSIWAN D Free Throw made (1 In)	66-54	+12	
00:37	11 PASSIWAN D Free Throw missed (1 Out)			
00:33				10 SUZUKI A Defensive Rebound
00:32				10 SUZUKI A Turnover
00:32	15 KOHLER-LENZ D Steal			
00:32	15 KOHLER-LENZ D 2-Pts paint made (2 In)	68-54	+14	
00:23				10 SUZUKI A 2 Pts paint missed (2 Out)
00:23	11 PASSIWAN D Defensive Rebound			
00:23				9 KOZAI H Personal foul
00:23	11 PASSIWAN D Foul On			
00:23	11 PASSIWAN D Free Throw missed (1 Out)			
00:23	11 PASSIWAN D Free Throw made (1 In)	69-54	+15	
00:23				4 MIURA F Player IN <<----
00:23				5 MORI N Player IN <<----
00:23				12 KYOYA K Player OUT ---->>
00:23				10 SUZUKI A Player OUT ---->>
00:10				13 FUJIMOTO R 2-Pts missed (2 out)
00:10	15 KOHLER-LENZ D Defensive Rebound			
00:10	15 KOHLER-LENZ D Foul On			
00:10				13 FUJIMOTO R Personal foul
00:10				13 FUJIMOTO R Player OUT ---->>
00:10				15 MAEDA K Player IN <<----



## PLAY BY PLAY

文字比分播报

GER 71 vs 57 JPN

Attendance: 12000

Game Time	GER - Germany	Score	Lead	JPN - Japan
00:10	15 KOHLER-LENZ D Free Throw made (1 In)	70-54	+16	
00:10	15 KOHLER-LENZ D Free Throw made (1 In)	71-54	+17	
00:00		71-57	+14	5 MORI N 3-Pts made (3 In)





## RESULTS

比赛成绩

### GER 37 vs 27 JPN

Attendance: 0

Referee: KUERZI Bill (USA)

Commissioner: LOVE Greg (AUS)

Umpires: PURSGLOVE Ian Robert (GBR); GOMEZ RUF Antonia (ESP)

Classifier: MACKAY Kenneth (GBR)

		Q1		Q2	
Scoring by 5 min intervals:	GER	8	16	30	37
	JPN	4	16	19	27

#### GER - GERMANY

No.	Name	Sport Class	MIN	Field Goals		2 Points		3 Points		Free Throws		Rebounds			AS	TO	ST	BS	PF	FO	PTS	
				M/A	%	M/A	%	M/A	%	M/A	%	OR	DR	TOT								
*5	SCHUERMANN Jens	1.0	16:44									1	1							2	0	
*8	BIENEK Andre	3.0	09:50	2/5	40	2/5	40			0/2	0	2	2	1					1	3	4	
*12	WOLK Sebastian	4.0	08:14	1/2	50	1/2	50								2				2		2	
*13	CHRISTINK Lars (C)	2.0	08:14	2/4	50	2/4	50					1	1	2	1				1		4	
*15	KOHLER-LENZ Dirk	4.0	20:00	7/10	70	7/10	70			1/1	100	1	1	2		1	1			2	15	
4	LOHMANN Bjoern	1.0	03:16																		0	
6	QUALI Mimoun	3.0	00:00																		0	
7	LEHMANN Lars	3.0	10:10									1	1	4	2	1				1	0	
9	FISCHER Florian	1.5	11:46											1					3		0	
10	KRESS Andreas	3.5	00:00																		0	
11	PASSIWAN Dirk	4.5	11:46	5/6	83	4/4	100	1/2	50	1/2	50	3	3			1	1		1	1	12	
Team/Coach																						
<b>Totals</b>				17/27	63	16/25	64	1/2	50	2/5	40	2	10	12	7	6	3			10	7	37
<b>Coach</b>		WIEGMANN Frits																				
<b>Assistant Coach</b>		MOERTL Sigg																				

#### JPN - JAPAN

No.	Name	Sport Class	MIN	Field Goals		2 Points		3 Points		Free Throws		Rebounds			AS	TO	ST	BS	PF	FO	PTS	
				M/A	%	M/A	%	M/A	%	M/A	%	OR	DR	TOT								
*9	KOZAI Hiroaki	3.5	09:19	1/4	25	1/2	50	0/2	0	2/2	100		2	2		1				4	4	
*10	SUZUKI Akimasa	3.5	10:52	1/4	25	1/4	25					2	2		2				1		2	
*11	FUJII Shingo (C)	1.5	18:36	0/1	0			0/1	0			1	1	1	2				2		0	
*12	KYOYA Kazuyuki	1.0	20:00	3/4	75	3/4	75					1	1	2	1				1		6	
*13	FUJIMOTO Reo	4.5	17:03	4/6	67	4/6	67			2/2	100	1	1	2	2				3	1	10	
4	MIURA Fumiharu	2.5	00:00																		0	
5	MORI Noriyuki	2.0	01:24							1/2	50								1	1	1	
6	MIYAJIMA Tetsuya	4.0	01:33																		0	
7	SATO Satoshi	1.0	00:00																		0	
8	KORETOMO Keisuke	3.0	09:08	0/1	0			0/1	0	0/2	0					1			1	2	0	
14	OSHIMA Tomohiko	4.0	12:05	1/5	20	1/4	25	0/1	0	2/2	100	2	2						1		4	
15	MAEDA Kenzo	4.5	00:00																		0	
Team/Coach																						
<b>Totals</b>				10/25	40	10/20	50	0/5	0	7/10	70	5	9	14	2	7	1			8	10	27
<b>Coach</b>		OKUHARA Akio																				
<b>Assistant Coach</b>		SAKANO Haruo																				

	GER	JPN
Points from Turnovers	8	4
Points in the Paint	16	12
Second Chance Points	4	4
Fast Break Points	0	0

	GER	JPN
Biggest Lead	14	3
Biggest Scoring Run	12-0(32-19)	6-0(10-12)
Lead Changes	5	
Times Tied	4	

#### Legend:

%	Shooting Percentage	(C)	Captain	*	Starters	AS	Assists
BS	Blocked Shots	DR	Defensive Rebounds	FO	Fouls On	M/A	Made/Attempts
MIN	Minutes Played	OR	Offensive Rebounds	PF	Fouls	PTS	Points
Qx	Quarter Time	ST	Steals	TO	Turnovers	TOT	Total Rebounds



## RESULTS

比赛成绩

### GER 71 vs 57 JPN

Attendance: 12000

Referee: KUERZI Bill (USA)

Commissioner: LOVE Greg (AUS)

Umpires: PURSGLOVE Ian Robert (GBR); GOMEZ RUF Antonia (ESP)

Classifier: MACKAY Kenneth (GBR)

		Q1		Q2		Q3		Q4	
Scoring by 5 min intervals:	GER	8	16	30	37	45	49	57	71
	JPN	4	16	19	27	37	43	45	57

#### GER - GERMANY

No.	Name	Sport Class	MIN	Field Goals		2 Points		3 Points		Free Throws		Rebounds			AS	TO	ST	BS	PF	FO	PTS		
				M/A	%	M/A	%	M/A	%	M/A	%	OR	DR	TOT									
*5	SCHUERMANN Jens	1.0	31:44	2/2	100	2/2	100						1	1		1	1		2	1	4		
*8	BIENEK Andre	3.0	12:59	2/6	33	2/6	33			0/2	0		2	2	1	1			2	3	4		
*12	WOLK Sebastian	4.0	09:36	1/2	50	1/2	50								2				2		2		
*13	CHRISTINK Lars (C)	2.0	11:23	2/6	33	2/5	40	0/1	0				1	1	2	1			1		4		
*15	KOHLER-LENZ Dirk	4.0	38:13	9/14	64	9/14	64			5/7	71		3	11	14	1	2	2		7	23		
4	LOHMANN Bjoern	1.0	06:29	0/1	0	0/1	0														0		
6	QUALI Mimoun	3.0	00:00																		0		
7	LEHMANN Lars	3.0	28:48	2/7	29	2/7	29			0/2	0		1	3	4	8	3	1		3	2	4	
9	FISCHER Florian	1.5	30:24	0/1	0	0/1	0						2		2	4				3	1	0	
10	KRESS Andreas	3.5	00:00																			0	
11	PASSIWAN Dirk	4.5	30:24	12/19	63	11/16	69	1/3	33	5/8	63		2	5	7				1	2	3	6	30
Team/Coach																							
<b>Totals</b>				30/58	52	29/54	54	1/4	25	10/19	53	9	26	35	15	10	6			16	20	71	
Coach		WIEGMANN Frits																					
Assistant Coach		MOERTL Sigg																					

#### JPN - JAPAN

No.	Name	Sport Class	MIN	Field Goals		2 Points		3 Points		Free Throws		Rebounds			AS	TO	ST	BS	PF	FO	PTS	
				M/A	%	M/A	%	M/A	%	M/A	%	OR	DR	TOT								
*9	KOZAI Hiroaki	3.5	20:06	3/11	27	2/7	29	1/4	25	3/4	75		2	2	1	1			1	6	10	
*10	SUZUKI Akimasa	3.5	19:47	3/8	38	3/8	38						3	4	7	4	1		4	1	6	
*11	FUJII Shingo (C)	1.5	35:07	0/5	0	0/3	0	0/2	0				2	2	3	3			4		0	
*12	KYOYA Kazuyuki	1.0	38:30	3/5	60	3/5	60						1	2	3	2			4		6	
*13	FUJIMOTO Reo	4.5	29:33	9/12	75	9/12	75			2/2	100		1	3	4	1	2	1		5	2	20
4	MIURA Fumiharu	2.5	01:30	0/1	0	0/1	0														0	
5	MORI Noriyuki	2.0	02:54	1/1	100			1/1	100	1/2	50								1	1	4	
6	MIYAJIMA Tetsuya	4.0	02:40										1	1							0	
7	SATO Satoshi	1.0	03:29										1	1							0	
8	KORETOMO Keisuke	3.0	16:14	0/2	0	0/1	0	0/1	0	0/4	0				1		1		2	4	0	
14	OSHIMA Tomohiko	4.0	23:47	2/8	25	2/6	33	0/2	0	3/3	100		1	4	5	1	2	1		2	7	
15	MAEDA Kenzo	4.5	06:23	2/3	67	2/3	67														4	
Team/Coach																						
<b>Totals</b>				23/56	41	21/46	46	2/10	20	9/15	60	7	22	29	9	12	4			21	16	57
Coach		OKUHARA Akio																				
Assistant Coach		SAKANO Haruo																				

	GER	JPN
Points from Turnovers	14	4
Points in the Paint	32	24
Second Chance Points	9	6
Fast Break Points	0	0

	GER	JPN
Biggest Lead	17	3
Biggest Scoring Run	12-0(32-19)	7-0(49-45)
Lead Changes	5	
Times Tied	4	

#### Legend:

%	Shooting Percentage	(C)	Captain	*	Starters	AS	Assists
BS	Blocked Shots	DR	Defensive Rebounds	FO	Fouls On	M/A	Made/Attempts
MIN	Minutes Played	OR	Offensive Rebounds	OTx	Overtime	PF	Fouls
PTS	Points	Qx	Quarter Time	ST	Steals	TO	Turnovers
TOT	Total Rebounds						



## START LIST

首发名单

### CAN - ISR

**Referee:** CALIGIURI Gabriele (AUS)  
**Umpires:** SALGUERO Cristian Ariel (ARG); PAVLOPOULOS Adrianos (GRE)

**Commissioner:** LOVE Greg (AUS)  
**Classifier:** RIBEIRO Maria Sonia (BRA)

#### CAN - Canada

No.	Name	Pos	Age	Sport Class	Current Games Statistics						
					PPG	FG%	3FG%	FT%	RPG	APG	MPG (GP)
4	DUREPOS David	F/G	40	3.5	10.6	45	33	100	3.0	3.2	16:51 (5)
5	ROUILLARD Yvon	F	36	3.0	4.8	55		0	2.2	0.2	12:44 (5)
6	HEDGES Robert	F/G	28	2.5	0.3	0		50	0.5		06:48 (4)
7	PETER Richard	F/G	36	2.5	10.6	50		56	4.0	0.8	25:38 (5)
8	JOHNSON Joey	C	33	4.5	8.0	54		42	6.4	2.6	17:49 (5)
9	NORTON Ross	F	35	2.0	3.2	62			1.0	0.8	13:01 (5)
10	LANCIA Adam	F	28	4.5	4.8	35	50	57	2.6	0.6	07:11 (5)
11	BORISOFF Jaimie (C)	G	38	1.0	3.0	37		33	1.2	2.0	23:37 (5)
12	ANDERSON Patrick	F	29	4.5	18.2	52	30	61	10.8	5.2	22:07 (5)
13	STOUTENBERG Chris	G	31	1.0	1.8	25		50	1.8	1.2	21:53 (5)
14	DINI Abditatch	G	27	1.0	2.0	63			1.8	0.2	17:37 (5)
15	ENG David	F	31	4.5	7.2	39	50	64	3.0	0.4	16:00 (5)
Team			32.7		74.4	46	35	53	38.2	17.2	
<b>Coach</b>		FROGLEY Mile									
<b>Assistant Coach</b>		TONELLO Jerry					BOWES Paul				

CAN Played		
PR	GER	62-59
PR	RSA	80-55
PR	SWE	62-52
PR	JPN	75-48
PR	IRI	93-62

#### ISR - Israel

No.	Name	Pos	Age	Sport Class	Current Games Statistics						
					PPG	FG%	3FG%	FT%	RPG	APG	MPG (GP)
4	SAR TOV Eyal	F	46	4.5	1.0	0		50	1.0		04:45 (1)
5	DROR Lior	C	34	4.5	15.6	54	100	47	7.8	2.0	27:51 (5)
6	OTTOLENGHI Ariel	G	45	2.0	0.8	15			0.2	1.2	06:39 (5)
7	FURMAN Ron	G	30	1.0	0.4	0		50	1.0		22:48 (5)
8	MEISHAR Dotan	F	39	4.0	16.8	48		69	11.8	1.0	32:13 (5)
9	ROZENBERG Roei	G	37	2.5	16.4	42	14	68	2.8	4.2	32:41 (5)
10	LEHRMAN Avraham	G	41	2.0	2.0	33			1.0	2.5	14:12 (4)
11	DOR Oon Igal Allon	F	24	4.5	1.8	31		33	2.0	0.2	07:08 (5)
12	HENDEL Liran	G	35	2.0	9.2	48	33	8	2.6	3.2	33:11 (5)
13	HAIM Shay-Refael	G	26	2.0	1.0	100		0			03:05 (2)
14	PHILIPPS Rotem (C)	F	36	4.0	3.2	41		50	5.4	1.0	11:50 (5)
15	DRAI David	G	37	1.0	0.0	0		0	0.6		12:03 (5)
Team			35.8		66.4	44	22	52	35.2	14.8	
<b>Coach</b>		PINTO Ari									
<b>Assistant Coach</b>		KLEIN Benyamin					ZAIDE Michael				

ISR Played		
PR	USA	53-76
PR	CHN	80-41
PR	BRA	73-60
PR	AUS	59-66
PR	GBR	67-82

**Legend:**

3FG%	3 Field Goals %	APG	Assists per Game	C	Centre	F	Forward
FG%	Field Goals %	FT%	Free Throws %	G	Guard	GP	Games Played
MPG	Minutes Played per Game	Pos	Playing Position	PPG	Points per Game	PR	Preliminary Round
RPG	Rebounds per Game						



## PLAY BY PLAY

文字比分播报

CAN 27 vs 14 ISR

Attendance: 12000

Scoring by 5 min intervals:

	Q1		Q2	
CAN	11	20	22	27
ISR	2	4	8	14

### FIRST QUARTER

#### Quarter Starters:

**CAN** 7 PETER R                      8 JOHNSON J                      11 BORISOFF J                      12 ANDERSON P                      13 STOUTENBERG C  
**ISR** 5 DROR L                      7 FURMAN R                      9 ROZENBERG R                      12 HENDEL L                      14 PHILIPPS R

Game Time	CAN - Canada	Score	Lead	ISR - Israel
10:00	7 PETER R Player IN <<-----			
10:00	8 JOHNSON J Player IN <<-----			
10:00	11 BORISOFF J Player IN <<-----			
10:00	12 ANDERSON P Player IN <<-----			
10:00	13 STOUTENBERG C Player IN <<-----			
10:00				5 DROR L Player IN <<-----
10:00				7 FURMAN R Player IN <<-----
10:00				9 ROZENBERG R Player IN <<-----
10:00				12 HENDEL L Player IN <<-----
10:00				14 PHILIPPS R Player IN <<-----
10:00	8 JOHNSON J Tap off won			5 DROR L Tap off lost
09:46				14 PHILIPPS R Personal foul
09:46	8 JOHNSON J Foul On			
09:39	12 ANDERSON P 3-Pts missed (3 Out)			
09:37				14 PHILIPPS R Defensive Rebound
09:23				14 PHILIPPS R 2 Pts paint missed (2 Out)
09:23	8 JOHNSON J Defensive Rebound			
09:15	8 JOHNSON J 2 Pts paint missed (2 Out)			
09:15	8 JOHNSON J Offensive Rebound			
09:15				14 PHILIPPS R Personal foul
09:15	8 JOHNSON J Foul On			
09:15	8 JOHNSON J Free Throw missed (1 Out)			
09:15	8 JOHNSON J Free Throw made (1 In)	1-0	+1	
08:57		1-2	-1	12 HENDEL L 2-Pts made (2 In)
08:43	7 PETER R 2-Pts paint made (2 In)	3-2	+1	
08:37	13 STOUTENBERG C Assist			
08:17				5 DROR L 2 Pts paint missed (2 Out)
08:15	11 BORISOFF J Defensive Rebound			
08:08	12 ANDERSON P 2-Pts paint made (2 In)	5-2	+3	
07:56	7 PETER R Personal foul			
07:56				9 ROZENBERG R Foul On
07:56				14 PHILIPPS R Player OUT ----->
07:56				8 MEISHAR D Player IN <<-----
07:35				12 HENDEL L 2-Pts missed (2 out)



## PLAY BY PLAY

文字比分播报

CAN 27 vs 14 ISR

Attendance: 12000

Game Time	CAN - Canada	Score	Lead	ISR - Israel
07:34	Defensive Rebound			
07:22				12 HENDEL L Personal foul
07:22	12 ANDERSON P Foul On			
07:16	7 PETER R 2-Pts paint made (2 In)	7-2	+5	
07:09	11 BORISOFF J Assist			
06:56				9 ROZENBERG R 2-Pts missed (2 out)
06:55	8 JOHNSON J Defensive Rebound			
06:48	13 STOUTENBERG C Turnover			
06:48				9 ROZENBERG R Steal
06:27				9 ROZENBERG R 3-Pts missed (3 Out)
06:25	12 ANDERSON P Defensive Rebound			
06:10	7 PETER R 2 Pts paint missed (2 Out)			
06:10	7 PETER R Offensive Rebound			
06:10	12 ANDERSON P 2-Pts paint made (2 In)	9-2	+7	
06:10	12 ANDERSON P Foul On			
06:10				7 FURMAN R Personal foul
06:10				Time out
06:07	12 ANDERSON P Free Throw missed (1 Out)			
06:06				5 DROR L Defensive Rebound
05:55				12 HENDEL L Turnover
05:55	11 BORISOFF J Steal			
05:55	12 ANDERSON P 2-Pts missed (2 out)			
05:44	Offensive Rebound			
05:39	12 ANDERSON P 3-Pts missed (3 Out)			
05:37				8 MEISHAR D Defensive Rebound
05:31				12 HENDEL L Turnover
05:11				5 DROR L Personal foul
05:11	7 PETER R Foul On			
05:11	7 PETER R Free Throw made (1 In)	10-2	+8	
05:11	7 PETER R Free Throw made (1 In)	11-2	+9	
05:11	11 BORISOFF J Personal foul			
05:11				5 DROR L Foul On
05:06				5 DROR L Offensive foul
05:06				5 DROR L Turnover
05:06	7 PETER R Foul On			
05:06	7 PETER R Steal			
04:54	13 STOUTENBERG C 2 Pts paint missed (2 Out)			
04:53				5 DROR L Defensive Rebound
04:34				9 ROZENBERG R 2-Pts missed (2 out)
04:32	8 JOHNSON J Defensive Rebound			
04:29	11 BORISOFF J 2 Pts paint missed (2 Out)			
04:28	12 ANDERSON P Offensive Rebound			



## PLAY BY PLAY

文字比分播报

CAN 27 vs 14 ISR

Attendance: 12000

Game Time	CAN - Canada	Score	Lead	ISR - Israel
04:27	12 ANDERSON P 2-Pts paint made (2 In)	13-2	+11	
04:27				5 DROR L Personal foul
04:27	12 ANDERSON P Foul On			
04:27				5 DROR L Player OUT ---->>
04:27				11 DOR OIA Player IN <<----
04:27	12 ANDERSON P Free Throw made (1 In)	14-2	+12	
04:05				8 MEISHAR D 2-Pts missed (2 out)
04:04				Offensive Rebound
03:52				9 ROZENBERG R 3-Pts missed (3 Out)
03:47	8 JOHNSON J Defensive Rebound			
03:35	7 PETER R 2-Pts paint made (2 In)	16-2	+14	
03:11				9 ROZENBERG R 3-Pts missed (3 Out)
03:11	Defensive Rebound			
03:11				12 HENDEL L Player OUT ---->>
03:11				10 LEHRMAN A Player IN <<----
02:55	12 ANDERSON P Turnover			
02:55				10 LEHRMAN A Steal
02:30				8 MEISHAR D 2 Pts paint missed (2 Out)
02:29	12 ANDERSON P Defensive Rebound			
02:14	11 BORISOFF J 2-Pts missed (2 out)			
02:12				8 MEISHAR D Defensive Rebound
02:03				10 LEHRMAN A Turnover
02:03	8 JOHNSON J Steal			
01:54	12 ANDERSON P 2 Pts paint missed (2 Out)			
01:53				11 DOR OIA Defensive Rebound
01:40				11 DOR OIA 2-Pts missed (2 out)
01:38				8 MEISHAR D Offensive Rebound
01:38				8 MEISHAR D 2 Pts paint missed (2 Out)
01:34	8 JOHNSON J Blocked Shot			
01:32	11 BORISOFF J Defensive Rebound			
01:27	8 JOHNSON J 2 Pts paint missed (2 Out)			
01:24				9 ROZENBERG R Defensive Rebound
01:12		16-4	+12	9 ROZENBERG R 2-Pts paint made (2 In)
00:55	13 STOUTENBERG C 2-Pts made (2 In)	18-4	+14	
00:35				7 FURMAN R Turnover
00:35	12 ANDERSON P Steal			
00:31				10 LEHRMAN A Personal foul
00:31	12 ANDERSON P Foul On			
00:31	8 JOHNSON J Player OUT ---->>			
00:31	11 BORISOFF J Player OUT ---->>			
00:31	14 DINI A Player IN <<----			
00:31	15 ENG D Player IN <<----			



## PLAY BY PLAY

文字比分播报

CAN 27 vs 14 ISR

Attendance: 12000

Game Time	CAN - Canada	Score	Lead	ISR - Israel
00:31	12 ANDERSON P Free Throw missed (1 Out)			
00:31	12 ANDERSON P Free Throw made (1 In)	19-4	+15	
00:15				10 LEHRMAN A 2-Pts missed (2 out)
00:13	7 PETER R Defensive Rebound			
00:10				8 MEISHAR D Personal foul
00:10	12 ANDERSON P Foul On			
00:10	12 ANDERSON P Free Throw made (1 In)	20-4	+16	
00:08	12 ANDERSON P Free Throw missed (1 Out)			
00:04				8 MEISHAR D Defensive Rebound
00:02				9 ROZENBERG R 3-Pts missed (3 Out)
00:01	12 ANDERSON P Defensive Rebound			

## SECOND QUARTER

### Quarter Starters:

**CAN** 14 DINI A                      15 ENG D                      12 ANDERSON P                      5 ROUILLARD Y                      13 STOUTENBERG C  
**ISR** 12 HENDEL L                      14 PHILIPPS R                      6 OTTOLENGHI A                      8 MEISHAR D                      10 LEHRMAN A

Game Time	CAN - Canada	Score	Lead	ISR - Israel
10:00	14 DINI A Player IN <<----			
10:00	15 ENG D Player IN <<----			
10:00	12 ANDERSON P Player IN <<----			
10:00	5 ROUILLARD Y Player IN <<----			
10:00	13 STOUTENBERG C Player IN <<----			
10:00				12 HENDEL L Player IN <<----
10:00				14 PHILIPPS R Player IN <<----
10:00				6 OTTOLENGHI A Player IN <<----
10:00				8 MEISHAR D Player IN <<----
10:00				10 LEHRMAN A Player IN <<----
09:59				Tap off situation, throw-in
09:47				10 LEHRMAN A 2-Pts missed (2 out)
09:46	12 ANDERSON P Defensive Rebound			
09:28	13 STOUTENBERG C 2-Pts missed (2 out)			
09:26				14 PHILIPPS R Defensive Rebound
09:05				12 HENDEL L 2-Pts missed (2 out)
09:03	12 ANDERSON P Defensive Rebound			
08:47	15 ENG D 2-Pts paint made (2 In)	22-4	+18	
08:46	12 ANDERSON P Assist			
08:22				6 OTTOLENGHI A 2-Pts missed (2 out)
08:20	12 ANDERSON P Defensive Rebound			
08:10	5 ROUILLARD Y 2 Pts paint missed (2 Out)			
08:09				12 HENDEL L Defensive Rebound
07:51		22-6	+16	6 OTTOLENGHI A 2-Pts paint made (2 In)
07:48				10 LEHRMAN A Assist



## PLAY BY PLAY

文字比分播报

CAN 27 vs 14 ISR

Attendance: 12000

Game Time	CAN - Canada	Score	Lead	ISR - Israel
07:16	15 ENG D 2-Pts missed (2 out)			
07:14				8 MEISHAR D Defensive Rebound
06:56	5 ROUILLARD Y Personal foul			
06:56				14 PHILIPPS R Foul On
06:56	Time out			
06:56	5 ROUILLARD Y Player OUT ---->>			
06:56	12 ANDERSON P Player OUT ---->>			
06:56	13 STOUTENBERG C Player OUT ---->>			
06:56	15 ENG D Player OUT ---->>			
06:56	4 DUREPOS D Player IN <<----			
06:56	7 PETER R Player IN <<----			
06:56	8 JOHNSON J Player IN <<----			
06:56	9 NORTON R Player IN <<----			
06:56				14 PHILIPPS R Free Throw missed (1 Out)
06:56				14 PHILIPPS R Free Throw missed (1 Out)
06:56				Offensive Rebound
06:41				6 OTTOLENGHI A 2-Pts missed (2 out)
06:40	8 JOHNSON J Defensive Rebound			
06:18	4 DUREPOS D 3-Pts missed (3 Out)			
06:18				Defensive Rebound
06:04				10 LEHRMAN A 2 Pts paint missed (2 Out)
06:03	8 JOHNSON J Defensive Rebound			
05:59	7 PETER R Turnover			
05:59	7 PETER R Steal			
05:59				8 MEISHAR D Turnover
05:27	14 DINI A Turnover			
05:27				14 PHILIPPS R Steal
05:18		22-8	+14	8 MEISHAR D 2-Pts paint made (2 In)
05:08				14 PHILIPPS R Assist
04:56	14 DINI A 2-Pts paint made (2 In)	24-8	+16	
04:55	4 DUREPOS D Assist			
04:32				8 MEISHAR D 2 Pts paint missed (2 Out)
04:30				8 MEISHAR D Offensive Rebound
04:30		24-10	+14	8 MEISHAR D 2-Pts paint made (2 In)
04:04	4 DUREPOS D 2-Pts missed (2 out)			
04:01				8 MEISHAR D Defensive Rebound
03:53				10 LEHRMAN A 2 Pts paint missed (2 Out)
03:50	8 JOHNSON J Defensive Rebound			
03:50	9 NORTON R Turnover			
03:28				6 OTTOLENGHI A 2 Pts paint missed (2 Out)
03:27	8 JOHNSON J Defensive Rebound			
03:22				14 PHILIPPS R Personal foul





## PLAY BY PLAY

文字比分播报

**CAN 27 vs 14 ISR**

**Attendance: 12000**

Game Time	CAN - Canada	Score	Lead	ISR - Israel
03:22	8 JOHNSON J Foul On			
03:12	14 DINI A Offensive foul			
03:12	14 DINI A Turnover			
03:12				10 LEHRMAN A Foul On
02:49				6 OTTOLENGHI A 2 Pts paint missed (2 Out)
02:47	4 DUREPOS D Defensive Rebound			
02:33	4 DUREPOS D 2 Pts paint missed (2 Out)			
02:32				14 PHILIPPS R Defensive Rebound
02:21		24-12	+12	8 MEISHAR D 2-Pts paint made (2 In)
01:50	8 JOHNSON J 2 Pts paint missed (2 Out)			
01:49	8 JOHNSON J Offensive Rebound			
01:49	8 JOHNSON J 2 Pts paint missed (2 Out)			
01:49				Defensive Rebound
01:40	7 PETER R Personal foul			
01:40				8 MEISHAR D Foul On
01:32				8 MEISHAR D 2 Pts paint missed (2 Out)
01:31	8 JOHNSON J Defensive Rebound			
01:28				6 OTTOLENGHI A Personal foul
01:28	8 JOHNSON J Foul On			
01:28				6 OTTOLENGHI A Player OUT ---->>
01:28				13 HAIM SR Player IN <<----
01:17	4 DUREPOS D 3-Pts missed (3 Out)			
01:15	8 JOHNSON J Offensive Rebound			
01:09				10 LEHRMAN A Personal foul
01:09	4 DUREPOS D Foul On			
01:03	4 DUREPOS D 3-Pts made (3 In)	27-12	+15	
00:40		27-14	+13	14 PHILIPPS R 2-Pts paint made (2 In)
00:39				10 LEHRMAN A Assist
00:34				14 PHILIPPS R Personal foul
00:34	8 JOHNSON J Foul On			
00:15	7 PETER R 2 Pts paint missed (2 Out)			
00:12	9 NORTON R Offensive Rebound			
00:12	9 NORTON R 2 Pts paint missed (2 Out)			
00:10				14 PHILIPPS R Defensive Rebound
00:01				10 LEHRMAN A 2-Pts missed (2 out)
00:01	9 NORTON R Defensive Rebound			



## PLAY BY PLAY

文字比分播报

CAN 55 vs 47 ISR

Attendance: 12000

Scoring by 5 min intervals:		Q1		Q2		Q3		Q4	
CAN		11	20	22	27	36	41	45	55
ISR		2	4	8	14	23	27	40	47

### FIRST QUARTER

#### Quarter Starters:

**CAN** 7 PETER R                      8 JOHNSON J                      11 BORISOFF J                      12 ANDERSON P                      13 STOUTENBERG C  
**ISR** 5 DROR L                      7 FURMAN R                      9 ROZENBERG R                      12 HENDEL L                      14 PHILIPPS R

Game Time	CAN - Canada	Score	Lead	ISR - Israel
10:00	7 PETER R Player IN <<<<<<			
10:00	8 JOHNSON J Player IN <<<<<<			
10:00	11 BORISOFF J Player IN <<<<<<			
10:00	12 ANDERSON P Player IN <<<<<<			
10:00	13 STOUTENBERG C Player IN <<<<<<			
10:00				5 DROR L Player IN <<<<<<
10:00				7 FURMAN R Player IN <<<<<<
10:00				9 ROZENBERG R Player IN <<<<<<
10:00				12 HENDEL L Player IN <<<<<<
10:00				14 PHILIPPS R Player IN <<<<<<
10:00	8 JOHNSON J Tap off won			5 DROR L Tap off lost
09:46				14 PHILIPPS R Personal foul
09:46	8 JOHNSON J Foul On			
09:39	12 ANDERSON P 3-Pts missed (3 Out)			
09:37				14 PHILIPPS R Defensive Rebound
09:23				14 PHILIPPS R 2 Pts paint missed (2 Out)
09:23	8 JOHNSON J Defensive Rebound			
09:15	8 JOHNSON J 2 Pts paint missed (2 Out)			
09:15	8 JOHNSON J Offensive Rebound			
09:15				14 PHILIPPS R Personal foul
09:15	8 JOHNSON J Foul On			
09:15	8 JOHNSON J Free Throw missed (1 Out)			
09:15	8 JOHNSON J Free Throw made (1 In)	1-0	+1	
08:57		1-2	-1	12 HENDEL L 2-Pts made (2 In)
08:43	7 PETER R 2-Pts paint made (2 In)	3-2	+1	
08:37	13 STOUTENBERG C Assist			
08:17				5 DROR L 2 Pts paint missed (2 Out)
08:15	11 BORISOFF J Defensive Rebound			
08:08	12 ANDERSON P 2-Pts paint made (2 In)	5-2	+3	
07:56	7 PETER R Personal foul			
07:56				9 ROZENBERG R Foul On
07:56				14 PHILIPPS R Player OUT <<<<>>
07:56				8 MEISHAR D Player IN <<<<<<
07:35				12 HENDEL L 2-Pts missed (2 out)



## PLAY BY PLAY

文字比分播报

CAN 55 vs 47 ISR

Attendance: 12000

Game Time	CAN - Canada	Score	Lead	ISR - Israel
07:34	Defensive Rebound			
07:22				12 HENDEL L Personal foul
07:22	12 ANDERSON P Foul On			
07:16	7 PETER R 2-Pts paint made (2 In)	7-2	+5	
07:09	11 BORISOFF J Assist			
06:56				9 ROZENBERG R 2-Pts missed (2 out)
06:55	8 JOHNSON J Defensive Rebound			
06:48	13 STOUTENBERG C Turnover			
06:48				9 ROZENBERG R Steal
06:27				9 ROZENBERG R 3-Pts missed (3 Out)
06:25	12 ANDERSON P Defensive Rebound			
06:10	7 PETER R 2 Pts paint missed (2 Out)			
06:10	7 PETER R Offensive Rebound			
06:10	12 ANDERSON P 2-Pts paint made (2 In)	9-2	+7	
06:10	12 ANDERSON P Foul On			
06:10				7 FURMAN R Personal foul
06:10				Time out
06:07	12 ANDERSON P Free Throw missed (1 Out)			
06:06				5 DROR L Defensive Rebound
05:55				12 HENDEL L Turnover
05:55	11 BORISOFF J Steal			
05:55	12 ANDERSON P 2-Pts missed (2 out)			
05:44	Offensive Rebound			
05:39	12 ANDERSON P 3-Pts missed (3 Out)			
05:37				8 MEISHAR D Defensive Rebound
05:31				12 HENDEL L Turnover
05:11				5 DROR L Personal foul
05:11	7 PETER R Foul On			
05:11	7 PETER R Free Throw made (1 In)	10-2	+8	
05:11	7 PETER R Free Throw made (1 In)	11-2	+9	
05:11	11 BORISOFF J Personal foul			
05:11				5 DROR L Foul On
05:06				5 DROR L Offensive foul
05:06				5 DROR L Turnover
05:06	7 PETER R Foul On			
05:06	7 PETER R Steal			
04:54	13 STOUTENBERG C 2 Pts paint missed (2 Out)			
04:53				5 DROR L Defensive Rebound
04:34				9 ROZENBERG R 2-Pts missed (2 out)
04:32	8 JOHNSON J Defensive Rebound			
04:29	11 BORISOFF J 2 Pts paint missed (2 Out)			
04:28	12 ANDERSON P Offensive Rebound			



## PLAY BY PLAY

文字比分播报

CAN 55 vs 47 ISR

Attendance: 12000

Game Time	CAN - Canada	Score	Lead	ISR - Israel
04:27	12 ANDERSON P 2-Pts paint made (2 In)	13-2	+11	
04:27				5 DROR L Personal foul
04:27	12 ANDERSON P Foul On			
04:27				5 DROR L Player OUT ---->>
04:27				11 DOR OIA Player IN <<----
04:27	12 ANDERSON P Free Throw made (1 In)	14-2	+12	
04:05				8 MEISHAR D 2-Pts missed (2 out)
04:04				Offensive Rebound
03:52				9 ROZENBERG R 3-Pts missed (3 Out)
03:47	8 JOHNSON J Defensive Rebound			
03:35	7 PETER R 2-Pts paint made (2 In)	16-2	+14	
03:11				9 ROZENBERG R 3-Pts missed (3 Out)
03:11	Defensive Rebound			
03:11				12 HENDEL L Player OUT ---->>
03:11				10 LEHRMAN A Player IN <<----
02:55	12 ANDERSON P Turnover			
02:55				10 LEHRMAN A Steal
02:30				8 MEISHAR D 2 Pts paint missed (2 Out)
02:29	12 ANDERSON P Defensive Rebound			
02:14	11 BORISOFF J 2-Pts missed (2 out)			
02:12				8 MEISHAR D Defensive Rebound
02:03				10 LEHRMAN A Turnover
02:03	8 JOHNSON J Steal			
01:54	12 ANDERSON P 2 Pts paint missed (2 Out)			
01:53				11 DOR OIA Defensive Rebound
01:40				11 DOR OIA 2-Pts missed (2 out)
01:38				8 MEISHAR D Offensive Rebound
01:38				8 MEISHAR D 2 Pts paint missed (2 Out)
01:34	8 JOHNSON J Blocked Shot			
01:32	11 BORISOFF J Defensive Rebound			
01:27	8 JOHNSON J 2 Pts paint missed (2 Out)			
01:24				9 ROZENBERG R Defensive Rebound
01:12		16-4	+12	9 ROZENBERG R 2-Pts paint made (2 In)
00:55	13 STOUTENBERG C 2-Pts made (2 In)	18-4	+14	
00:35				7 FURMAN R Turnover
00:35	12 ANDERSON P Steal			
00:31				10 LEHRMAN A Personal foul
00:31	12 ANDERSON P Foul On			
00:31	8 JOHNSON J Player OUT ---->>			
00:31	11 BORISOFF J Player OUT ---->>			
00:31	14 DINI A Player IN <<----			
00:31	15 ENG D Player IN <<----			



## PLAY BY PLAY

文字比分播报

CAN 55 vs 47 ISR

Attendance: 12000

Game Time	CAN - Canada	Score	Lead	ISR - Israel
00:31	12 ANDERSON P Free Throw missed (1 Out)			
00:31	12 ANDERSON P Free Throw made (1 In)	19-4	+15	
00:15				10 LEHRMAN A 2-Pts missed (2 out)
00:13	7 PETER R Defensive Rebound			
00:10				8 MEISHAR D Personal foul
00:10	12 ANDERSON P Foul On			
00:10	12 ANDERSON P Free Throw made (1 In)	20-4	+16	
00:08	12 ANDERSON P Free Throw missed (1 Out)			
00:04				8 MEISHAR D Defensive Rebound
00:02				9 ROZENBERG R 3-Pts missed (3 Out)
00:01	12 ANDERSON P Defensive Rebound			

## SECOND QUARTER

### Quarter Starters:

**CAN** 14 DINI A                      15 ENG D                      12 ANDERSON P                      5 ROUILLARD Y                      13 STOUTENBERG C  
**ISR** 12 HENDEL L                      14 PHILIPPS R                      6 OTTOLENGHI A                      8 MEISHAR D                      10 LEHRMAN A

Game Time	CAN - Canada	Score	Lead	ISR - Israel
10:00	14 DINI A Player IN <<----			
10:00	15 ENG D Player IN <<----			
10:00	12 ANDERSON P Player IN <<----			
10:00	5 ROUILLARD Y Player IN <<----			
10:00	13 STOUTENBERG C Player IN <<----			
10:00				12 HENDEL L Player IN <<----
10:00				14 PHILIPPS R Player IN <<----
10:00				6 OTTOLENGHI A Player IN <<----
10:00				8 MEISHAR D Player IN <<----
10:00				10 LEHRMAN A Player IN <<----
09:59				Tap off situation, throw-in
09:47				10 LEHRMAN A 2-Pts missed (2 out)
09:46	12 ANDERSON P Defensive Rebound			
09:28	13 STOUTENBERG C 2-Pts missed (2 out)			
09:26				14 PHILIPPS R Defensive Rebound
09:05				12 HENDEL L 2-Pts missed (2 out)
09:03	12 ANDERSON P Defensive Rebound			
08:47	15 ENG D 2-Pts paint made (2 In)	22-4	+18	
08:46	12 ANDERSON P Assist			
08:22				6 OTTOLENGHI A 2-Pts missed (2 out)
08:20	12 ANDERSON P Defensive Rebound			
08:10	5 ROUILLARD Y 2 Pts paint missed (2 Out)			
08:09				12 HENDEL L Defensive Rebound
07:51		22-6	+16	6 OTTOLENGHI A 2-Pts paint made (2 In)
07:48				10 LEHRMAN A Assist



## PLAY BY PLAY

文字比分播报

CAN 55 vs 47 ISR

Attendance: 12000

Game Time	CAN - Canada	Score	Lead	ISR - Israel
07:16	15 ENG D 2-Pts missed (2 out)			
07:14				8 MEISHAR D Defensive Rebound
06:56	5 ROUILLARD Y Personal foul			
06:56				14 PHILIPPS R Foul On
06:56	Time out			
06:56	5 ROUILLARD Y Player OUT ---->>			
06:56	12 ANDERSON P Player OUT ---->>			
06:56	13 STOUTENBERG C Player OUT ---->>			
06:56	15 ENG D Player OUT ---->>			
06:56	4 DUREPOS D Player IN <<----			
06:56	7 PETER R Player IN <<----			
06:56	8 JOHNSON J Player IN <<----			
06:56	9 NORTON R Player IN <<----			
06:56				14 PHILIPPS R Free Throw missed (1 Out)
06:56				14 PHILIPPS R Free Throw missed (1 Out)
06:56				Offensive Rebound
06:41				6 OTTOLENGHI A 2-Pts missed (2 out)
06:40	8 JOHNSON J Defensive Rebound			
06:18	4 DUREPOS D 3-Pts missed (3 Out)			
06:18				Defensive Rebound
06:04				10 LEHRMAN A 2 Pts paint missed (2 Out)
06:03	8 JOHNSON J Defensive Rebound			
05:59	7 PETER R Turnover			
05:59	7 PETER R Steal			
05:59				8 MEISHAR D Turnover
05:27	14 DINI A Turnover			
05:27				14 PHILIPPS R Steal
05:18		22-8	+14	8 MEISHAR D 2-Pts paint made (2 In)
05:08				14 PHILIPPS R Assist
04:56	14 DINI A 2-Pts paint made (2 In)	24-8	+16	
04:55	4 DUREPOS D Assist			
04:32				8 MEISHAR D 2 Pts paint missed (2 Out)
04:30				8 MEISHAR D Offensive Rebound
04:30		24-10	+14	8 MEISHAR D 2-Pts paint made (2 In)
04:04	4 DUREPOS D 2-Pts missed (2 out)			
04:01				8 MEISHAR D Defensive Rebound
03:53				10 LEHRMAN A 2 Pts paint missed (2 Out)
03:50	8 JOHNSON J Defensive Rebound			
03:50	9 NORTON R Turnover			
03:28				6 OTTOLENGHI A 2 Pts paint missed (2 Out)
03:27	8 JOHNSON J Defensive Rebound			
03:22				14 PHILIPPS R Personal foul



## PLAY BY PLAY

文字比分播报

CAN 55 vs 47 ISR

Attendance: 12000

Game Time	CAN - Canada	Score	Lead	ISR - Israel
03:22	8 JOHNSON J Foul On			
03:12	14 DINI A Offensive foul			
03:12	14 DINI A Turnover			
03:12				10 LEHRMAN A Foul On
02:49				6 OTTOLENGHI A 2 Pts paint missed (2 Out)
02:47	4 DUREPOS D Defensive Rebound			
02:33	4 DUREPOS D 2 Pts paint missed (2 Out)			
02:32				14 PHILIPPS R Defensive Rebound
02:21		24-12	+12	8 MEISHAR D 2-Pts paint made (2 In)
01:50	8 JOHNSON J 2 Pts paint missed (2 Out)			
01:49	8 JOHNSON J Offensive Rebound			
01:49	8 JOHNSON J 2 Pts paint missed (2 Out)			
01:49				Defensive Rebound
01:40	7 PETER R Personal foul			
01:40				8 MEISHAR D Foul On
01:32				8 MEISHAR D 2 Pts paint missed (2 Out)
01:31	8 JOHNSON J Defensive Rebound			
01:28				6 OTTOLENGHI A Personal foul
01:28	8 JOHNSON J Foul On			
01:28				6 OTTOLENGHI A Player OUT ---->>
01:28				13 HAIM SR Player IN <<----
01:17	4 DUREPOS D 3-Pts missed (3 Out)			
01:15	8 JOHNSON J Offensive Rebound			
01:09				10 LEHRMAN A Personal foul
01:09	4 DUREPOS D Foul On			
01:03	4 DUREPOS D 3-Pts made (3 In)	27-12	+15	
00:40		27-14	+13	14 PHILIPPS R 2-Pts paint made (2 In)
00:39				10 LEHRMAN A Assist
00:34				14 PHILIPPS R Personal foul
00:34	8 JOHNSON J Foul On			
00:15	7 PETER R 2 Pts paint missed (2 Out)			
00:12	9 NORTON R Offensive Rebound			
00:12	9 NORTON R 2 Pts paint missed (2 Out)			
00:10				14 PHILIPPS R Defensive Rebound
00:01				10 LEHRMAN A 2-Pts missed (2 out)
00:01	9 NORTON R Defensive Rebound			

### THIRD QUARTER

#### Quarter Starters:

CAN 4 DUREPOS D      11 BORISOFF J      12 ANDERSON P      6 HEDGES R      7 PETER R  
ISR 5 DROR L      7 FURMAN R      8 MEISHAR D      12 HENDEL L      9 ROZENBERG R

Game Time	CAN - Canada	Score	Lead	ISR - Israel
10:00				5 DROR L Player IN <<----



## PLAY BY PLAY

文字比分播报

CAN 55 vs 47 ISR

Attendance: 12000

Game Time	CAN - Canada	Score	Lead	ISR - Israel
10:00				7 FURMAN R Player IN <<----
10:00				8 MEISHAR D Player IN <<----
10:00				11 DOR OIA Player IN <<----
10:00				11 DOR OIA Player OUT ---->>
10:00				12 HENDEL L Player IN <<----
10:00				9 ROZENBERG R Player IN <<----
10:00	4 DUREPOS D Player IN <<----			
10:00	11 BORISOFF J Player IN <<----			
10:00	12 ANDERSON P Player IN <<----			
10:00	6 HEDGES R Player IN <<----			
10:00	7 PETER R Player IN <<----			
09:53	Tap off situation, throw-in			
09:45				8 MEISHAR D Steal
09:45	4 DUREPOS D Turnover			
09:33				12 HENDEL L 2 Pts paint missed (2 Out)
09:31	12 ANDERSON P Defensive Rebound			
09:19	11 BORISOFF J 2-Pts paint made (2 In)	29-14	+15	
09:18	7 PETER R Assist			
08:53				9 ROZENBERG R 2-Pts missed (2 out)
08:52	7 PETER R Defensive Rebound			
08:41	12 ANDERSON P 2-Pts paint made (2 In)	31-14	+17	
08:34	4 DUREPOS D Assist			
08:21				5 DROR L 2-Pts missed (2 out)
08:19	7 PETER R Defensive Rebound			
08:12				8 MEISHAR D Personal foul
08:12	7 PETER R Foul On			
08:12	Time out			
08:12	7 PETER R Free Throw missed (1 Out)			
08:12	7 PETER R Free Throw made (1 In)	32-14	+18	
07:52				12 HENDEL L 2-Pts missed (2 out)
07:51				8 MEISHAR D Offensive Rebound
07:51				8 MEISHAR D Foul On
07:51	12 ANDERSON P Personal foul			
07:51		32-15	+17	8 MEISHAR D Free Throw made (1 In)
07:51				8 MEISHAR D Free Throw missed (1 Out)
07:49	7 PETER R Defensive Rebound			
07:38	4 DUREPOS D 2-Pts missed (2 out)			
07:35	11 BORISOFF J Offensive Rebound			
07:25	11 BORISOFF J 2-Pts paint made (2 In)	34-15	+19	
07:09		34-17	+17	9 ROZENBERG R 2-Pts paint made (2 In)
06:52	12 ANDERSON P 2-Pts missed (2 out)			
06:52	7 PETER R Personal foul			





## PLAY BY PLAY

文字比分播报

CAN 55 vs 47 ISR

Attendance: 12000

Game Time	CAN - Canada	Score	Lead	ISR - Israel
06:52				9 ROZENBERG R Defensive Rebound
06:52				9 ROZENBERG R Foul On
06:32		34-19	+15	9 ROZENBERG R 2-Pts paint made (2 In)
06:15	6 HEDGES R Turnover			
06:15				8 MEISHAR D Steal
06:00		34-21	+13	7 FURMAN R 2-Pts paint made (2 In)
05:45	7 PETER R 2-Pts paint made (2 In)	36-21	+15	
05:43	4 DUREPOS D Assist			
05:29		36-23	+13	5 DROR L 2-Pts paint made (2 In)
05:28				8 MEISHAR D Assist
05:09	4 DUREPOS D 3-Pts missed (3 Out)			
05:07				7 FURMAN R Defensive Rebound
04:47				5 DROR L 2-Pts missed (2 out)
04:46	12 ANDERSON P Defensive Rebound			
04:39	7 PETER R 2-Pts paint made (2 In)	38-23	+15	
04:39				5 DROR L Personal foul
04:39	7 PETER R Foul On			
04:39	4 DUREPOS D Assist			
04:39	4 DUREPOS D Player OUT ---->>			
04:39	6 HEDGES R Player OUT ---->>			
04:39	11 BORISOFF J Player OUT ---->>			
04:39	12 ANDERSON P Player OUT ---->>			
04:39	8 JOHNSON J Player IN <<----			
04:39	10 LANCIA A Player IN <<----			
04:39	13 STOUTENBERG C Player IN <<----			
04:39	14 DINI A Player IN <<----			
04:37	7 PETER R Free Throw missed (1 Out)			
04:35	7 PETER R Offensive Rebound			
04:25	10 LANCIA A 2 Pts paint missed (2 Out)			
04:23				9 ROZENBERG R Defensive Rebound
04:18	14 DINI A Personal foul			
04:18				9 ROZENBERG R Foul On
04:18	7 PETER R Player OUT ---->>			
04:18	5 ROUILLARD Y Player IN <<----			
04:18				5 DROR L Player OUT ---->>
04:18				11 DOR OIA Player IN <<----
04:18		38-24	+14	9 ROZENBERG R Free Throw made (1 In)
04:18		38-25	+13	9 ROZENBERG R Free Throw made (1 In)
03:57	13 STOUTENBERG C 2-Pts missed (2 out)			
03:56				8 MEISHAR D Defensive Rebound
03:36				9 ROZENBERG R 3-Pts missed (3 Out)
03:36				Offensive Rebound



## PLAY BY PLAY

文字比分播报

CAN 55 vs 47 ISR

Attendance: 12000

Game Time	CAN - Canada	Score	Lead	ISR - Israel
03:33				Turnover
03:27	10 LANCIA A Turnover			
03:05				12 HENDEL L 2-Pts missed (2 out)
03:04	10 LANCIA A Defensive Rebound			
02:55	10 LANCIA A 2 Pts paint missed (2 Out)			
02:55	5 ROUILLARD Y Offensive Rebound			
02:55	5 ROUILLARD Y Foul On			
02:55				11 DOR OIA Personal foul
02:55	10 LANCIA A Player OUT ---->>			
02:55	15 ENG D Player IN <<----			
02:55	5 ROUILLARD Y Free Throw made (1 In)	39-25	+14	
02:55	5 ROUILLARD Y Free Throw missed (1 Out)			
02:53				8 MEISHAR D Defensive Rebound
02:40				9 ROZENBERG R 2-Pts missed (2 out)
02:38	8 JOHNSON J Defensive Rebound			
02:32	13 STOUTENBERG C 2 Pts paint missed (2 Out)			
02:23				12 HENDEL L Defensive Rebound
02:15				11 DOR OIA 2-Pts missed (2 out)
02:13	5 ROUILLARD Y Defensive Rebound			
02:08	5 ROUILLARD Y Offensive foul			
02:08	5 ROUILLARD Y Turnover			
02:08				8 MEISHAR D Foul On
02:08				8 MEISHAR D Steal
01:55	8 JOHNSON J Steal			
01:55				12 HENDEL L Turnover
01:50				12 HENDEL L Personal foul
01:50	5 ROUILLARD Y Foul On			
01:41				8 MEISHAR D Personal foul
01:41	8 JOHNSON J Foul On			
01:41	8 JOHNSON J Free Throw missed (1 Out)			
01:41	8 JOHNSON J Free Throw made (1 In)	40-25	+15	
01:28				12 HENDEL L 3-Pts missed (3 Out)
01:27	5 ROUILLARD Y Defensive Rebound			
01:27				7 FURMAN R Personal foul
01:27	15 ENG D Foul On			
01:27	15 ENG D Free Throw made (1 In)	41-25	+16	
01:27	15 ENG D Free Throw missed (1 Out)			
01:24				8 MEISHAR D Defensive Rebound
01:09				8 MEISHAR D 2 Pts paint missed (2 Out)
01:08				11 DOR OIA Offensive Rebound
01:08				11 DOR OIA 2 Pts paint missed (2 Out)
01:05	8 JOHNSON J Defensive Rebound			



## PLAY BY PLAY

文字比分播报

CAN 55 vs 47 ISR

Attendance: 12000

Game Time	CAN - Canada	Score	Lead	ISR - Israel
01:01	8 JOHNSON J Turnover			
01:01				12 HENDEL L Player OUT ---->>
01:01				10 LEHRMAN A Player IN <<----
00:42				9 ROZENBERG R 3-Pts missed (3 Out)
00:40	5 ROUILLARD Y Defensive Rebound			
00:20	8 JOHNSON J 2 Pts paint missed (2 Out)			
00:20				8 MEISHAR D Defensive Rebound
00:20				Time out
00:16				11 DOR OIA Player OUT ---->>
00:16				5 DROR L Player IN <<----
00:01		41-27	+14	8 MEISHAR D 2-Pts paint made (2 In)

## FOURTH QUARTER

### Quarter Starters:

CAN

ISR

Game Time	CAN - Canada	Score	Lead	ISR - Israel
10:00	5 ROUILLARD Y Player IN <<----			
10:00	8 JOHNSON J Player IN <<----			
10:00	13 STOUTENBERG C Player IN <<----			
10:00	14 DINI A Player IN <<----			
10:00	15 ENG D Player IN <<----			
10:00				9 ROZENBERG R Player IN <<----
10:00				10 LEHRMAN A Player IN <<----
10:00				5 DROR L Player IN <<----
10:00				7 FURMAN R Player IN <<----
10:00				8 MEISHAR D Player IN <<----
09:58				Tap off situation, throw-in
09:51				8 MEISHAR D Foul On
09:51	8 JOHNSON J Personal foul			
09:51		41-28	+13	8 MEISHAR D Free Throw made (1 In)
09:51		41-29	+12	8 MEISHAR D Free Throw made (1 In)
09:47				10 LEHRMAN A Personal foul
09:47	14 DINI A Foul On			
09:27	5 ROUILLARD Y Turnover			
09:27				10 LEHRMAN A Steal
09:15		41-31	+10	5 DROR L 2-Pts paint made (2 In)
09:15				9 ROZENBERG R Assist
09:15				5 DROR L Foul On
09:15	13 STOUTENBERG C Personal foul			
09:15	5 ROUILLARD Y Player OUT ---->>			
09:15	12 ANDERSON P Player IN <<----			



## PLAY BY PLAY

文字比分播报

CAN 55 vs 47 ISR

Attendance: 12000

Game Time	CAN - Canada	Score	Lead	ISR - Israel
09:15	13 STOUTENBERG C Player OUT ---->>			
09:15	7 PETER R Player IN <<----			
09:15	14 DINI A Player OUT ---->>			
09:15	14 DINI A Player IN <<----			
09:15	15 ENG D Player OUT ---->>			
09:15	11 BORISOFF J Player IN <<----			
09:06				5 DROR L Free Throw missed (1 Out)
09:05	12 ANDERSON P Defensive Rebound			
09:01	12 ANDERSON P 2-Pts paint made (2 In)	43-31	+12	
08:37				5 DROR L 2 Pts paint missed (2 Out)
08:37				5 DROR L Offensive Rebound
08:30				9 ROZENBERG R 3-Pts missed (3 Out)
08:28	8 JOHNSON J Defensive Rebound			
08:20	8 JOHNSON J 2 Pts paint missed (2 Out)			
08:19	8 JOHNSON J Offensive Rebound			
08:19	8 JOHNSON J 2-Pts paint made (2 In)	45-31	+14	
08:00				5 DROR L 2 Pts paint missed (2 Out)
07:59				5 DROR L Offensive Rebound
07:59		45-33	+12	5 DROR L 2-Pts paint made (2 In)
07:49				5 DROR L Personal foul
07:49				5 DROR L Player OUT ---->>
07:49				11 DOR OIA Player IN <<----
07:49				10 LEHRMAN A Player OUT ---->>
07:49				12 HENDEL L Player IN <<----
07:49	8 JOHNSON J Foul On			
07:30	11 BORISOFF J 2-Pts missed (2 out)			
07:28				8 MEISHAR D Defensive Rebound
07:18		45-35	+10	11 DOR OIA 2-Pts paint made (2 In)
07:04	14 DINI A Turnover			
07:04				9 ROZENBERG R Steal
06:42	8 JOHNSON J Personal foul			
06:42				12 HENDEL L Foul On
06:42	Time out			
06:42		45-36	+9	12 HENDEL L Free Throw made (1 In)
06:42		45-37	+8	12 HENDEL L Free Throw made (1 In)
06:42		45-38	+7	12 HENDEL L Free Throw made (1 In)
06:24	7 PETER R Turnover			
06:09				12 HENDEL L 2-Pts missed (2 out)
06:07				7 FURMAN R Offensive Rebound
05:51				8 MEISHAR D 2 Pts paint missed (2 Out)
05:49	11 BORISOFF J Defensive Rebound			
05:36	7 PETER R 2 Pts paint missed (2 Out)			



## PLAY BY PLAY

文字比分播报

CAN 55 vs 47 ISR

Attendance: 12000

Game Time	CAN - Canada	Score	Lead	ISR - Israel
05:34				8 MEISHAR D Defensive Rebound
05:34	12 ANDERSON P Personal foul			
05:34				8 MEISHAR D Foul On
05:34	14 DINI A Player OUT ---->>			
05:34	13 STOUTENBERG C Player IN <<-----			
05:13				12 HENDEL L 2-Pts missed (2 out)
05:01				7 FURMAN R Offensive Rebound
05:00		45-40	+5	8 MEISHAR D 2-Pts paint made (2 In)
04:59				7 FURMAN R Assist
04:42	12 ANDERSON P 2-Pts paint made (2 In)	47-40	+7	
04:41	7 PETER R Assist			
04:27				7 FURMAN R Offensive foul
04:27				7 FURMAN R Turnover
04:27	12 ANDERSON P Foul On			
04:27	12 ANDERSON P Steal			
04:13	12 ANDERSON P 3-Pts missed (3 Out)			
04:11				11 DOR OIA Defensive Rebound
03:53				9 ROZENBERG R 3-Pts missed (3 Out)
03:53	Defensive Rebound			
03:38	8 JOHNSON J 2-Pts paint made (2 In)	49-40	+9	
03:36	13 STOUTENBERG C Assist			
03:18	12 ANDERSON P Steal			
03:18				9 ROZENBERG R Turnover
03:18				Time out
02:58	7 PETER R 2 Pts paint missed (2 Out)			
02:57	7 PETER R Offensive Rebound			
02:57	7 PETER R 2 Pts paint missed (2 Out)			
02:54				8 MEISHAR D Defensive Rebound
02:54	8 JOHNSON J Personal foul			
02:54				7 FURMAN R Foul On
02:54				11 DOR OIA Player OUT ---->>
02:54				14 PHILIPPS R Player IN <<-----
02:54				12 HENDEL L Free Throw missed (1 Out)
02:54		49-41	+8	12 HENDEL L Free Throw made (1 In)
02:30	13 STOUTENBERG C 2-Pts paint made (2 In)	51-41	+10	
02:28	12 ANDERSON P Assist			
02:14				9 ROZENBERG R 3-Pts missed (3 Out)
02:13				12 HENDEL L Offensive Rebound
02:03		51-43	+8	12 HENDEL L 2-Pts made (2 In)
01:49	12 ANDERSON P Fast Break			
01:49	12 ANDERSON P 2-Pts paint made (2 In)	53-43	+10	
01:36	11 BORISOFF J Personal foul			



## PLAY BY PLAY

文字比分播报

CAN 55 vs 47 ISR

Attendance: 12000

Game Time	CAN - Canada	Score	Lead	ISR - Israel
01:36				7 FURMAN R Foul On
01:36				7 FURMAN R Free Throw missed (1 Out)
01:35				7 FURMAN R Free Throw missed (1 Out)
01:33				8 MEISHAR D Offensive Rebound
01:33		53-45	+8	8 MEISHAR D 2-Pts paint made (2 In)
01:27				12 HENDEL L Steal
01:27	7 PETER R Turnover			
01:16		53-47	+6	14 PHILIPPS R 2-Pts paint made (2 In)
01:08	8 JOHNSON J Offensive foul			
01:08	8 JOHNSON J Turnover			
01:08				9 ROZENBERG R Foul On
01:08				9 ROZENBERG R Steal
01:08				Time out
00:58				12 HENDEL L 3-Pts missed (3 Out)
00:58	7 PETER R Defensive Rebound			
00:58				14 PHILIPPS R Personal foul
00:58	7 PETER R Foul On			
00:58				14 PHILIPPS R Player OUT ---->>
00:58				11 DOR OIA Player IN <<----
00:52				11 DOR OIA Personal foul
00:52	11 BORISOFF J Foul On			
00:52	11 BORISOFF J Free Throw made (1 In)	54-47	+7	
00:52	11 BORISOFF J Free Throw made (1 In)	55-47	+8	
00:40				12 HENDEL L 3-Pts missed (3 Out)
00:38	12 ANDERSON P Defensive Rebound			
00:37	12 ANDERSON P Turnover			
00:18				12 HENDEL L 3-Pts missed (3 Out)
00:17				12 HENDEL L Offensive Rebound
00:03				8 MEISHAR D 2 Pts paint missed (2 Out)
00:01	12 ANDERSON P Defensive Rebound			



## RESULTS

比赛成绩

### CAN 27 vs 14 ISR

Attendance: 12000

Referee: CALIGIURI Gabriele (AUS)

Commissioner: LOVE Greg (AUS)

Umpires: SALGUERO Cristian Ariel (ARG); PAVLOPOULOS Adrianos (GRE)

Classifier: RIBEIRO Maria Sonia (BRA)

		Q1		Q2	
Scoring by 5 min intervals:	CAN	11	20	22	27
	ISR	2	4	8	14

#### CAN - CANADA

No.	Name	Sport Class	MIN	Field Goals		2 Points		3 Points		Free Throws		Rebounds			AS	TO	ST	BS	PF	FO	PTS
				M/A	%	M/A	%	M/A	%	M/A	%	OR	DR	TOT							
*7	PETER Richard	2.5	16:56	3/5	60	3/5	60			2/2	100	1	1	2		1	2		2	2	8
*8	JOHNSON Joey	4.5	16:25	0/4	0	0/4	0			1/2	50	3	9	12			1	1		5	1
*11	BORISOFF Jaimie (C)	1.0	09:29	0/2	0	0/2	0						2	2	1		1		1		0
*12	ANDERSON Patrick	4.5	13:04	3/7	43	3/5	60	0/2	0	3/6	50	1	6	7	1	1	1			5	9
*13	STOUTENBERG Chris	1.0	13:04	1/3	33	1/3	33								1	1					2
4	DUREPOS David	3.5	06:56	1/5	20	0/2	0	1/3	33				1	1	1					1	3
5	ROUILLARD Yvon	3.0	03:04	0/1	0	0/1	0											1			0
6	HEDGES Robert	2.5	00:00																		0
9	NORTON Ross	2.0	06:56	0/1	0	0/1	0					1	1	2		1					0
10	LANCIA Adam	4.5	00:00																		0
14	DINI Abditatch	1.0	10:31	1/1	100	1/1	100								2				1		2
15	ENG David	4.5	03:35	1/2	50	1/2	50														2
Team/Coach																					
<b>Totals</b>				10/31	32	9/26	35	1/5	20	6/10	60	7	22	29	4	6	5	1	5	13	27
<b>Coach</b>		FROGLEY Mile																			
<b>Assistant Coach</b>		TONELLO Jerry									BOWES Paul										

#### ISR - ISRAEL

No.	Name	Sport Class	MIN	Field Goals		2 Points		3 Points		Free Throws		Rebounds			AS	TO	ST	BS	PF	FO	PTS
				M/A	%	M/A	%	M/A	%	M/A	%	OR	DR	TOT							
*5	DROR Lior	4.5	05:33	0/1	0	0/1	0						2	2		1			3	1	0
*7	FURMAN Ron	1.0	10:00													1			1		0
*9	ROZENBERG Roei	2.5	10:00	1/7	14	1/3	33	0/4	0				1	1			1		1		2
*12	HENDEL Liran	2.0	16:49	1/3	33	1/3	33						1	1	2				1		2
*14	PHILIPPS Rotem (C)	4.0	12:04	1/2	50	1/2	50			0/2	0		4	4	1		1		4	1	2
4	SAR TOV Eyal	4.5	00:00																		0
6	OTTOLENGHI Ariel	2.0	08:32	1/5	20	1/5	20												1		2
8	MEISHAR Dotan	4.0	17:56	3/8	38	3/8	38					2	5	7		1			1	1	6
10	LEHRMAN Avraham	2.0	13:11	0/5	0	0/5	0								2	1	1		2	1	0
11	DOR Oon Igal Allon	4.5	04:27	0/1	0	0/1	0						1	1							0
13	HAIM Shay-Refael	2.0	01:28																		0
15	DRAI David	1.0	00:00																		0
Team/Coach																					
<b>Totals</b>				7/32	22	7/28	25	0/4	0	0/2	0	4	16	20	3	6	3		13	5	14
<b>Coach</b>		PINTO Ari																			
<b>Assistant Coach</b>		KLEIN Benyamin									ZAIDE Michael										

	CAN	ISR
Points from Turnovers	1	2
Points in the Paint	16	12
Second Chance Points	8	2
Fast Break Points	0	0

	CAN	ISR
Biggest Lead	18	1
Biggest Scoring Run	15-0(16-2)	4-0(22-8)
Lead Changes	3	
Times Tied	0	

#### Legend:

%	Shooting Percentage	(C)	Captain	*	Starters	AS	Assists
BS	Blocked Shots	DR	Defensive Rebounds	FO	Fouls On	M/A	Made/Attempts
MIN	Minutes Played	OR	Offensive Rebounds	PF	Fouls	PTS	Points
Qx	Quarter Time	ST	Steals	TO	Turnovers	TOT	Total Rebounds



## RESULTS

比赛成绩

### CAN 55 vs 47 ISR

Attendance: 12000

Referee: CALIGIURI Gabriele (AUS)

Commissioner: LOVE Greg (AUS)

Umpires: SALGUERO Cristian Ariel (ARG); PAVLOPOULOS Adrianos (GRE)

Classifier: RIBEIRO Maria Sonia (BRA)

		Q1		Q2		Q3		Q4	
Scoring by 5 min intervals:	CAN	11	20	22	27	36	41	45	55
	ISR	2	4	8	14	23	27	40	47

#### CAN - CANADA

No.	Name	Sport Class	MIN	Field Goals		2 Points		3 Points		Free Throws		Rebounds			AS	TO	ST	BS	PF	FO	PTS
				M/A	%	M/A	%	M/A	%	M/A	%	OR	DR	TOT							
*7	PETER Richard	2.5	31:53	5/10	50	5/10	50			3/5	60	3	5	8	2	3	2		3	5	13
*8	JOHNSON Joey	4.5	31:04	2/8	25	2/8	25			2/4	50	4	12	16		2	2	1	4	7	6
*11	BORISOFF Jaimie (C)	1.0	24:05	2/5	40	2/5	40			2/2	100	1	3	4	1		1		2	1	6
*12	ANDERSON Patrick	4.5	27:40	7/13	54	7/10	70	0/3	0	3/6	50	1	11	12	2	2	3		2	6	17
*13	STOUTENBERG Chris	1.0	24:02	2/6	33	2/6	33								2	1			1		4
4	DUREPOS David	3.5	12:17	1/7	14	0/3	0	1/4	25			1	1	4	1					1	3
5	ROUILLARD Yvon	3.0	08:07	0/1	0	0/1	0			1/2	50	1	3	4		2			2	2	1
6	HEDGES Robert	2.5	05:21													1					0
9	NORTON Ross	2.0	06:56	0/1	0	0/1	0					1	1	2		1					0
10	LANCIA Adam	4.5	01:44	0/2	0	0/2	0						1	1		1					0
14	DINI Abditatch	1.0	19:36	1/1	100	1/1	100									3			2	1	2
15	ENG David	4.5	07:15	1/2	50	1/2	50			1/2	50									1	3
Team/Coach																					
<b>Totals</b>				21/56	38	20/49	41	1/7	14	12/21	57	12	40	52	11	17	8	1	16	24	55
<b>Coach</b>		FROGLEY Mile																			
<b>Assistant Coach</b>		TONELLO Jerry									BOWES Paul										

#### ISR - ISRAEL

No.	Name	Sport Class	MIN	Field Goals		2 Points		3 Points		Free Throws		Rebounds			AS	TO	ST	BS	PF	FO	PTS	
				M/A	%	M/A	%	M/A	%	M/A	%	OR	DR	TOT								
*5	DROR Lior	4.5	13:42	3/8	38	3/8	38			0/1	0	2	2	4		1			5	2	6	
*7	FURMAN Ron	1.0	30:00	1/1	100	1/1	100			0/2	0	2	1	3	1	2			3	2	2	
*9	ROZENBERG Roei	2.5	30:00	3/16	19	3/7	43	0/9	0	2/2	100		3	3	1	1	3			4	8	
*12	HENDEL Liran	2.0	33:37	2/13	15	2/9	22	0/4	0	4/5	80	2	2	4		3	1		2	1	8	
*14	PHILIPPS Rotem (C)	4.0	14:00	2/3	67	2/3	67			0/2	0		4	4	1		1		5	1	4	
4	SAR TOV Eyal	4.5	00:00																		0	
6	OTTOLENGHI Ariel	2.0	08:32	1/5	20	1/5	20												1		2	
8	MEISHAR Dotan	4.0	37:56	6/14	43	6/14	43			3/4	75	4	12	16	1	1	3		3	5	15	
10	LEHRMAN Avraham	2.0	16:23	0/5	0	0/5	0								2	1	2		3	1	0	
11	DOR Oon Igal Allon	4.5	14:22	1/4	25	1/4	25					1	2	3					2		2	
13	HAIM Shay-Refael	2.0	01:28																		0	
15	DRAI David	1.0	00:00																		0	
Team/Coach				1																		
<b>Totals</b>				19/69	28	19/56	34	0/13	0	9/16	56	14	28	42	6	10	10			24	16	47
<b>Coach</b>		PINTO Ari																				
<b>Assistant Coach</b>		KLEIN Benyamin									ZAIDE Michael											

	CAN	ISR
Points from Turnovers	1	8
Points in the Paint	38	34
Second Chance Points	13	11
Fast Break Points	2	0

	CAN	ISR
Biggest Lead	19	1
Biggest Scoring Run	15-0(16-2)	9-0(45-40)
Lead Changes	3	
Times Tied	0	

#### Legend:

%	Shooting Percentage	(C)	Captain	*	Starters	AS	Assists
BS	Blocked Shots	DR	Defensive Rebounds	FO	Fouls On	M/A	Made/Attempts
MIN	Minutes Played	OR	Offensive Rebounds	OTx	Overtime	PF	Fouls
PTS	Points	Qx	Quarter Time	ST	Steals	TO	Turnovers
TOT	Total Rebounds						





## START LIST

首发名单

### USA - IRI

**Referee:** QUINTANA Matias (ARG)  
**Umpires:** PAVLOPOULOS Adrianos (GRE); JIN Zhuo (CHN)

**Commissioner:** KERR Trevor Andrew (CAN)  
**Classifier:** LACHANCE Anne (CAN)

#### USA - United States of America

No.	Name	Pos	Age	Sport Class	Current Games Statistics						
					PPG	FG%	3FG%	FT%	RPG	APG	MPG (GP)
4	BARBER Eric	G	37	1.0	2.0	31	0	100	0.8	0.4	19:00 (5)
5	PAYE Mikey (C)	G	25	3.0	8.0	38	25	60	3.4	3.8	27:20 (5)
6	LESPERANCE Matt	G	21	1.0	0.2	0		50	0.2	0.2	18:36 (5)
7	MAZZI Jaime	G	27	2.0	2.5	18	27	50	1.5	1.0	09:38 (4)
8	COUNTS Jacob	F	28	3.5	3.8	50		33	2.3		08:24 (4)
9	SCOTT Matt	F	23	3.5	6.0	64	50	0	3.8	1.2	11:56 (5)
10	GLASBRENNER Jeff	C	35	4.5	10.0	70		57	4.4	0.4	10:23 (5)
11	SERIO Steve	F	21	3.5	8.4	54	100	11	3.8	1.4	21:11 (5)
12	NELMS Jay	G	27	2.5	7.2	42	60	70	0.6	1.4	11:47 (5)
13	LADE Jeremy	G	27	2.5	4.2	30	0	75	4.0	1.8	23:55 (5)
14	SCHULTE Paul	G	29	3.0	14.0	54	64	60	2.4	3.2	23:07 (5)
15	CHAMBERS Joe	C	26	4.0	10.6	64		33	7.0	1.2	18:15 (5)
Team			27.2		75.6	48	46	49	33.4	15.8	
<b>Coach</b>		WILSON Steve									
<b>Assistant Coach</b>		CHYNOWETH Tracy					JACKSON Paul				

USA Played		
PR	ISR	76-53
PR	BRA	87-41
PR	GBR	50-54
PR	CHN	97-38
PR	AUS	68-61

#### IRI - Islamic Republic of Iran

No.	Name	Pos	Age	Sport Class	Current Games Statistics						
					PPG	FG%	3FG%	FT%	RPG	APG	MPG (GP)
4	BOLAGHINALOU Saman	F	21	1.0	0.2	0		50	0.8	0.2	15:42 (5)
5	HESAMY ZADEH Zakaria	G	34	2.5	8.8	39	40	75	0.8	0.3	10:54 (4)
6	MANSOURI Hakim	F	23	2.0	0.5	50		0	0.5	0.3	08:41 (4)
7	AHMADI Ebrahim	C	22	4.0	5.0	38		71	3.7	1.3	11:53 (3)
8	DAGHAGHELEPOUR A	F	26	1.5	4.2	36	13	22	3.4	0.8	26:06 (5)
9	HOSSEIN POUR Esmaeel	F	25	1.5	1.0	25		50	1.2	0.4	19:48 (5)
10	AHMADI Alireza	G	32	3.0	17.8	43	33	64	2.8	4.8	31:30 (5)
11	NAMI Gholamreza (C)	F	31	1.0	0.0				0.5		17:03 (2)
12	GHARIBLOO Morteza	C	29	4.0	15.6	58	0	70	8.2	0.4	28:50 (5)
13	SIEFI Bahman	F	22	2.0	2.5	50	100	0	2.0		10:46 (2)
14	GHOLAM AZAD Vahid	C	20	4.5	9.2	54		53	6.6	0.8	14:22 (5)
15	TORFI MENESHIDI Adel	C	31	4.0	12.4	43	100	41	7.8	1.6	29:43 (5)
Team			26.3		71.8	45	34	53	35.0	10.2	
<b>Coach</b>		KAMRAVA Abdolghafour									
<b>Assistant Coach</b>		ESHGH Kamal									

IRI Played		
PR	RSA	73-62
PR	SWE	92-66
PR	JPN	69-50
PR	GER	63-73
PR	CAN	62-93

<b>Legend:</b>	3FG% 3 Field Goals %	APG Assists per Game	C Centre	F Forward
FG% Field Goals %	FT% Free Throws %	G Guard	GP Games Played	
MPG Minutes Played per Game	Pos Playing Position	PPG Points per Game	PR Preliminary Round	
RPG Rebounds per Game				



## PLAY BY PLAY

文字比分播报

USA 20 vs 0 IRI

Attendance: 12000

Scoring by 5 min intervals:

	Q1		Q2		Q3		Q4	
USA	0	20	20	20	20	20	20	
IRI	0	0	0	0	0	0	0	

### FIRST QUARTER

#### Quarter Starters:

USA

IRI



## RESULTS

比赛成绩

### USA 20 vs 0 IRI

Attendance: 12000

Referee: QUINTANA Matias (ARG)

Commissioner: KERR Trevor Andrew (CAN)

Umpires: PAVLOPOULOS Adrianos (GRE); JIN Zhuo (CHN)

Classifier: LACHANCE Anne (CAN)

Scoring by 5 min intervals:		Q1		Q2		Q3		Q4	
USA		0	20	20	20	20	20	20	20
IRI		0	0	0	0	0	0	0	0

#### USA - UNITED STATES of AMERICA

No.	Name	Sport Class	MIN	Field Goals		2 Points		3 Points		Free Throws		Rebounds			AS	TO	ST	BS	PF	FO	PTS	
				M/A	%	M/A	%	M/A	%	M/A	%	OR	DR	TOT								
4	BARBER Eric	1.0	00:00																		0	
5	PAYE Mikey (C)	3.0	00:00																		0	
6	LESPERANCE Matt	1.0	00:00																		0	
7	MAZZI Jaime	2.0	00:00																		0	
8	COUNTS Jacob	3.5	00:00																		0	
9	SCOTT Matt	3.5	00:00																		0	
10	GLASBRENNER Jeff	4.5	00:00																		0	
11	SERIO Steve	3.5	00:00																		0	
12	NELMS Jay	2.5	00:00																		0	
13	LADE Jeremy	2.5	00:00																		0	
14	SCHULTE Paul	3.0	00:00																		0	
15	CHAMBERS Joe	4.0	00:00																		0	
Team/Coach																						
<b>Totals</b>																						0
<b>Coach</b>		WILSON Steve																				
<b>Assistant Coach</b>		CHYNOWETH Tracy									JACKSON Paul											

#### IRI - ISLAMIC REPUBLIC of IRAN

No.	Name	Sport Class	MIN	Field Goals		2 Points		3 Points		Free Throws		Rebounds			AS	TO	ST	BS	PF	FO	PTS	
				M/A	%	M/A	%	M/A	%	M/A	%	OR	DR	TOT								
4	BOLAGHINALOU Saman	1.0	00:00																		0	
5	HESAMY ZADEH Zakaria	2.5	00:00																		0	
6	MANSOURI Hakim	2.0	00:00																		0	
7	AHMADI Ebrahim	4.0	00:00																		0	
8	DAGHAGHELEPOUR Ahmad	1.5	00:00																		0	
9	HOSSEIN POUR Esmaeel	1.5	00:00																		0	
10	AHMADI Alireza	3.0	00:00																		0	
11	NAMI Gholamreza (C)	1.0	00:00																		0	
12	GHARIBLOO Morteza	4.0	00:00																		0	
13	SIEFI Bahman	2.0	00:00																		0	
14	GHOLAM AZAD Vahid	4.5	00:00																		0	
15	TORFI MENESHIDI Adel	4.0	00:00																		0	
Team/Coach																						
<b>Totals</b>																						0
<b>Coach</b>		KAMRAVA Abdolghafour																				
<b>Assistant Coach</b>		ESHGH Kamal																				

	USA	IRI
Points from Turnovers	0	0
Points in the Paint	0	0
Second Chance Points	0	0
Fast Break Points	0	0

	USA	IRI
Biggest Lead	0	0
Biggest Scoring Run		
Lead Changes	0	
Times Tied	0	

**Legend:**

%	Shooting Percentage	(C)	Captain	AS	Assists	BS	Blocked Shots
DR	Defensive Rebounds	FO	Fouls On	M/A	Made/Attempts	MIN	Minutes Played
OR	Offensive Rebounds	OTx	Overtime	PF	Fouls	PTS	Points
Qx	Quarter Time	ST	Steals	TO	Turnovers	TOT	Total Rebounds



## START LIST

首发名单

### GER - GBR

**Referee:** KUERZI Bill (USA)  
**Umpires:** GAUTHIER Sebastien (CAN); RADOMSKY Ziv (ISR)

**Commissioner:** KERR Trevor Andrew (CAN)  
**Classifier:** TSUNEMI Hiroshi (JPN)

#### GER - Germany

No.	Name	Pos	Age	Sport Class	Current Games Statistics						
					PPG	FG%	3FG%	FT%	RPG	APG	MPG (GP)
4	LOHMANN Bjoern	F	29	1.0	1.4	18		75	1.0	0.2	13:08 (5)
5	SCHUERMANN Jens	F	27	1.0	2.0	29			1.4	0.4	26:51 (5)
6	QUALI Mimoun	F	33	3.0	3.0	43			0.5		05:26 (2)
7	LEHMANN Lars	G	31	3.0	6.2	36	33	15	3.8	3.8	21:12 (5)
8	BIENEK Andre	C	21	3.0	7.6	45		44	5.0	1.4	18:36 (5)
9	FISCHER Florian	F/G	31	1.5	2.0	50	0	100	1.4	0.8	17:29 (5)
10	KRESS Andreas	C	22	3.5	1.7	50		50	1.0		03:05 (3)
11	PASSIWAN Dirk	F/G	31	4.5	16.0	41	0	60	4.2	2.4	19:09 (5)
12	WOLK Sebastian	C	27	4.0	8.4	53		89	3.2	0.8	17:25 (5)
13	CHRISTINK Lars (C)	G	36	2.0	8.2	36	25	67	1.8	4.0	21:19 (5)
15	KOHLER-LENZ Dirk	C	40	4.0	12.2	50	0	59	10.6	0.6	29:31 (5)
Team			29.8		66.2	42	9	56	33.2	14.4	
<b>Coach</b>		WIEGMANN Frits									
<b>Assistant Coach</b>		MOERTL Sigggi									

GER Played		
PR	CAN	59-62
PR	JPN	56-58
PR	RSA	96-43
PR	IRI	73-63
PR	SWE	78-72

#### GBR - Great Britain

No.	Name	Pos	Age	Sport Class	Current Games Statistics						
					PPG	FG%	3FG%	FT%	RPG	APG	MPG (GP)
4	BESTWICK Joseph	F	23	4.5	5.8	36		45	6.0	0.4	17:42 (5)
5	BROWN Simon	G	22	2.0	0.0				0.3		04:14 (3)
6	HAYES Kevin	G	45	1.0	2.4	50		100	0.4		09:33 (5)
7	BYWATER Terence	F	25	4.5	11.3	49	0	70	7.0	0.8	25:09 (4)
8	MUNN Simon	F	40	4.0	19.8	56	0	79	14.0	1.0	29:01 (4)
9	POLLOCK Jon (C)	G	31	2.5	12.8	38	27	56	2.2	6.2	31:32 (5)
10	JAMA Abdillah	G	25	1.0	4.8	50		67	0.8	0.2	18:43 (5)
11	BYRNE Matthew	G	33	1.5	1.3	40	0		0.3		08:33 (3)
12	BLAKE Andrew	F	36	2.5	2.4	56		100	3.0		19:01 (5)
13	FINBOW Peter	G	33	2.0	3.4	40		83	2.6	2.4	26:16 (5)
14	HALL Jonathan	G	26	3.0	6.6	48	40	33	1.6	1.2	12:10 (5)
15	OROGBEMI Ade	G	30	2.5	3.0	28	0	28	1.8	1.0	14:04 (5)
Team			30.8		66.8	45	22	59	35.6	12.8	
<b>Coach</b>		THOMAS Sinclair Richford									
<b>Assistant Coach</b>		BHANIA Haj Singh									

GBR Played		
PR	CHN	81-34
PR	AUS	48-67
PR	USA	54-50
PR	BRA	69-53
PR	ISR	82-67

**Legend:**

3FG%	3 Field Goals %	APG	Assists per Game	C	Centre	F	Forward
FG%	Field Goals %	FT%	Free Throws %	G	Guard	GP	Games Played
MPG	Minutes Played per Game	Pos	Playing Position	PPG	Points per Game	PR	Preliminary Round
RPG	Rebounds per Game						



## PLAY BY PLAY

文字比分播报

GER 30 vs 38 GBR

Attendance: 12000

		Q1		Q2	
Scoring by 5 min intervals:	GER	8	17	23	30
	GBR	8	21	32	38

### FIRST QUARTER

#### Quarter Starters:

**GER** 5 SCHUERMANN J      7 LEHMANN L      9 FISCHER F      11 PASSIWAN D      15 KOHLER-LENZ D  
**GBR** 7 BYWATER T      8 MUNN S      9 POLLOCK J      10 JAMA A      13 FINBOW P

Game Time	GER - Germany	Score	Lead	GBR - Great Britain
10:00	5 SCHUERMANN J Player IN <<----			
10:00	7 LEHMANN L Player IN <<----			
10:00	9 FISCHER F Player IN <<----			
10:00	11 PASSIWAN D Player IN <<----			
10:00	15 KOHLER-LENZ D Player IN <<----			
10:00				7 BYWATER T Player IN <<----
10:00				8 MUNN S Player IN <<----
10:00				9 POLLOCK J Player IN <<----
10:00				10 JAMA A Player IN <<----
10:00				13 FINBOW P Player IN <<----
10:00	15 KOHLER-LENZ D Tap off lost			8 MUNN S Tap off won
09:47				13 FINBOW P 2-Pts missed (2 out)
09:46				13 FINBOW P Offensive Rebound
09:44				8 MUNN S 2-Pts missed (2 out)
09:42				13 FINBOW P Offensive Rebound
09:41				8 MUNN S 2 Pts paint missed (2 Out)
09:35	15 KOHLER-LENZ D Defensive Rebound			
09:24	15 KOHLER-LENZ D 2-Pts made (2 In)	2-0	+2	
09:22	11 PASSIWAN D Assist			
09:07				9 POLLOCK J 3-Pts missed (3 Out)
09:05				9 POLLOCK J Offensive Rebound
08:57		2-2	0	7 BYWATER T 2-Pts paint made (2 In)
08:55				10 JAMA A Assist
08:54				8 MUNN S Personal foul
08:54	5 SCHUERMANN J Foul On			
08:43	11 PASSIWAN D 2-Pts made (2 In)	4-2	+2	
08:31	15 KOHLER-LENZ D Personal foul			
08:31				8 MUNN S Foul On
08:21		4-4	0	10 JAMA A 2-Pts made (2 In)
08:18				13 FINBOW P Assist
08:05	11 PASSIWAN D 2-Pts missed (2 out)			
08:04				Defensive Rebound
07:48		4-6	-2	10 JAMA A 2-Pts made (2 In)
07:26	15 KOHLER-LENZ D 2 Pts paint missed (2 Out)			



## PLAY BY PLAY

文字比分播报

GER 30 vs 38 GBR

Attendance: 12000

Game Time	GER - Germany	Score	Lead	GBR - Great Britain
07:26				Defensive Rebound
07:12				7 BYWATER T Turnover
06:56	11 PASSIWAN D 3-Pts missed (3 Out)			
06:54				13 FINBOW P Defensive Rebound
06:33		4-8	-4	9 POLLOCK J 2-Pts made (2 In)
06:21	7 LEHMANN L 2-Pts paint made (2 In)	6-8	-2	
05:57				7 BYWATER T 2-Pts missed (2 out)
05:56	11 PASSIWAN D Defensive Rebound			
05:47	11 PASSIWAN D 2-Pts missed (2 out)			
05:45	9 FISCHER F Offensive Rebound			
05:38	15 KOHLER-LENZ D 2-Pts made (2 In)	8-8	0	
05:36	7 LEHMANN L Assist			
05:17	11 PASSIWAN D Personal foul			
05:17				7 BYWATER T Foul On
05:17				Time out
05:09				13 FINBOW P 2-Pts missed (2 out)
05:07	15 KOHLER-LENZ D Defensive Rebound			
05:00				13 FINBOW P Personal foul
05:00	11 PASSIWAN D Foul On			
04:56				13 FINBOW P Personal foul
04:56	11 PASSIWAN D Foul On			
04:50	11 PASSIWAN D 2-Pts missed (2 out)			
04:48				7 BYWATER T Defensive Rebound
04:39				8 MUNN S 2 Pts paint missed (2 Out)
04:39	5 SCHUERMANN J Defensive Rebound			
04:27	11 PASSIWAN D Turnover			
04:27				13 FINBOW P Steal
04:20		8-10	-2	8 MUNN S 2-Pts paint made (2 In)
04:18				9 POLLOCK J Assist
03:55	11 PASSIWAN D 3-Pts missed (3 Out)			
03:52				8 MUNN S Defensive Rebound
03:40				10 JAMA A 2-Pts missed (2 out)
03:38	15 KOHLER-LENZ D Defensive Rebound			
03:37				7 BYWATER T Player OUT ---->>
03:37				9 POLLOCK J Player OUT ---->>
03:37				7 BYWATER T Player IN <<----
03:37				9 POLLOCK J Player IN <<----
03:37	7 LEHMANN L Player OUT ---->>			
03:37	9 FISCHER F Player OUT ---->>			
03:37	11 PASSIWAN D Player OUT ---->>			
03:37	8 BIENEK A Player IN <<----			
03:37	12 WOLK S Player IN <<----			



## PLAY BY PLAY

文字比分播报

GER 30 vs 38 GBR

Attendance: 12000

Game Time	GER - Germany	Score	Lead	GBR - Great Britain
03:37	13 CHRISTINK L Player IN <<----			
03:37				13 FINBOW P Player OUT ---->>
03:37				11 BYRNE M Player IN <<----
03:25	13 CHRISTINK L 2-Pts made (2 In)	10-10	0	
03:22	8 BIENEK A Assist			
02:56				8 MUNN S 2 Pts paint missed (2 Out)
02:54	5 SCHUERMANN J Defensive Rebound			
02:46	15 KOHLER-LENZ D 2-Pts paint made (2 In)	12-10	+2	
02:45	13 CHRISTINK L Assist			
02:23		12-13	-1	7 BYWATER T 3-Pts made (3 In)
02:06	8 BIENEK A 2-Pts missed (2 out)			
02:02	12 WOLK S Offensive Rebound			
02:00	12 WOLK S 2-Pts paint made (2 In)	14-13	+1	
01:42	5 SCHUERMANN J Personal foul			
01:42				9 POLLOCK J Foul On
01:42				7 BYWATER T Player OUT ---->>
01:42				11 BYRNE M Player OUT ---->>
01:42				12 BLAKE A Player IN <<----
01:42				15 OROGBEMI A Player IN <<----
01:35		14-16	-2	9 POLLOCK J 3-Pts made (3 In)
01:22				12 BLAKE A Personal foul
01:22	12 WOLK S Foul On			
01:22				10 JAMA A Player OUT ---->>
01:22				11 BYRNE M Player IN <<----
01:22	12 WOLK S Free Throw missed (1 Out)			
01:22	12 WOLK S Free Throw missed (1 Out)			
01:18	15 KOHLER-LENZ D Offensive Rebound			
01:18	15 KOHLER-LENZ D 2 Pts paint missed (2 Out)			
01:15				15 OROGBEMI A Defensive Rebound
01:04		14-19	-5	9 POLLOCK J 3-Pts made (3 In)
00:56				11 BYRNE M Personal foul
00:56	15 KOHLER-LENZ D Foul On			
00:56	Time out			
00:56	15 KOHLER-LENZ D Free Throw made (1 In)	15-19	-4	
00:54	15 KOHLER-LENZ D Free Throw missed (1 Out)			
00:52				9 POLLOCK J Defensive Rebound
00:52	15 KOHLER-LENZ D Personal foul			
00:52				9 POLLOCK J Foul On
00:39				9 POLLOCK J 3-Pts missed (3 Out)
00:38	15 KOHLER-LENZ D Defensive Rebound			
00:24	15 KOHLER-LENZ D 2-Pts made (2 In)	17-19	-2	
00:22	13 CHRISTINK L Assist			



## PLAY BY PLAY

文字比分播报

GER 30 vs 38 GBR

Attendance: 12000

Game Time	GER - Germany	Score	Lead	GBR - Great Britain
00:01		17-21	-4	8 MUNN S 2-Pts paint made (2 In)
00:01				15 OROGBEMI A Assist

## SECOND QUARTER

### Quarter Starters:

GER 5 SCHUERMANN J      7 LEHMANN L      12 WOLK S      13 CHRISTINK L      15 KOHLER-LENZ D  
GBR 8 MUNN S      9 POLLOCK J      12 BLAKE A      13 FINBOW P      15 OROGBEMI A

Game Time	GER - Germany	Score	Lead	GBR - Great Britain
10:00	5 SCHUERMANN J Player IN <<----			
10:00	7 LEHMANN L Player IN <<----			
10:00	12 WOLK S Player IN <<----			
10:00	13 CHRISTINK L Player IN <<----			
10:00	15 KOHLER-LENZ D Player IN <<----			
10:00				8 MUNN S Player IN <<----
10:00				9 POLLOCK J Player IN <<----
10:00				12 BLAKE A Player IN <<----
10:00				13 FINBOW P Player IN <<----
10:00				15 OROGBEMI A Player IN <<----
09:57	Tap off situation, throw-in			
09:43	5 SCHUERMANN J 2-Pts missed (2 out)			
09:41				12 BLAKE A Defensive Rebound
09:24		17-23	-6	9 POLLOCK J 2-Pts paint made (2 In)
09:05	7 LEHMANN L 2-Pts missed (2 out)			
09:04				8 MUNN S Defensive Rebound
08:53		17-25	-8	12 BLAKE A 2-Pts paint made (2 In)
08:52				9 POLLOCK J Assist
08:50	12 WOLK S Player OUT ---->>			
08:50	12 WOLK S Player IN <<----			
08:50	13 CHRISTINK L Player OUT ---->>			
08:50	11 PASSIWAN D Player IN <<----			
08:50	12 WOLK S Player OUT ---->>			
08:50	9 FISCHER F Player IN <<----			
08:41	7 LEHMANN L 2-Pts paint made (2 In)	19-25	-6	
08:41				12 BLAKE A Personal foul
08:41	7 LEHMANN L Foul On			
08:41	7 LEHMANN L Free Throw missed (1 Out)			
08:37	11 PASSIWAN D Offensive Rebound			
08:35	15 KOHLER-LENZ D 2-Pts paint made (2 In)	21-25	-4	
08:34	11 PASSIWAN D Assist			
08:27	11 PASSIWAN D Personal foul			
08:27				15 OROGBEMI A Foul On
08:10		21-27	-6	8 MUNN S 2-Pts paint made (2 In)





## PLAY BY PLAY

文字比分播报

GER 30 vs 38 GBR

Attendance: 12000

Game Time	GER - Germany	Score	Lead	GBR - Great Britain
08:09				9 POLLOCK J Assist
07:51	7 LEHMANN L 2 Pts paint missed (2 Out)			
07:50				8 MUNN S Defensive Rebound
07:35				8 MUNN S 2 Pts paint missed (2 Out)
07:32	7 LEHMANN L Defensive Rebound			
07:25	15 KOHLER-LENZ D 2 Pts paint missed (2 Out)			
07:25				9 POLLOCK J Defensive Rebound
07:19	5 SCHUERMANN J Unsportmanlike foul			
07:19				15 OROGBEMI A Foul On
07:19				15 OROGBEMI A Free Throw missed (1 Out)
07:19		21-28	-7	15 OROGBEMI A Free Throw made (1 In)
07:07				8 MUNN S 2 Pts paint missed (2 Out)
07:06				8 MUNN S Offensive Rebound
07:06				8 MUNN S 2 Pts paint missed (2 Out)
07:03				8 MUNN S Offensive Rebound
07:03		21-30	-9	8 MUNN S 2-Pts paint made (2 In)
06:41	11 PASSIWAN D 2 Pts paint missed (2 Out)			
06:39				8 MUNN S Defensive Rebound
06:23				9 POLLOCK J 3-Pts missed (3 Out)
06:23	Defensive Rebound			
06:23	Time out			
06:09	11 PASSIWAN D 2-Pts missed (2 out)			
06:07				8 MUNN S Defensive Rebound
05:56	11 PASSIWAN D Personal foul			
05:56				8 MUNN S Foul On
05:56	11 PASSIWAN D Player OUT ---->>			
05:56	5 SCHUERMANN J Player OUT ---->>			
05:56	8 BIENEK A Player IN <<----			
05:56	13 CHRISTINK L Player IN <<----			
05:56	9 FISCHER F Player OUT ---->>			
05:56	7 LEHMANN L Player OUT ---->>			
05:56	4 LOHMANN B Player IN <<----			
05:56	12 WOLK S Player IN <<----			
05:56		21-31	-10	8 MUNN S Free Throw made (1 In)
05:56		21-32	-11	8 MUNN S Free Throw made (1 In)
05:34	13 CHRISTINK L 2-Pts missed (2 out)			
05:33	12 WOLK S Offensive Rebound			
05:33	12 WOLK S 2-Pts paint made (2 In)	23-32	-9	
05:13				8 MUNN S Turnover
04:46	15 KOHLER-LENZ D 2 Pts paint missed (2 Out)			
04:45	15 KOHLER-LENZ D Offensive Rebound			
04:45				9 POLLOCK J Personal foul



## PLAY BY PLAY

文字比分播报

GER 30 vs 38 GBR

Attendance: 12000

Game Time	GER - Germany	Score	Lead	GBR - Great Britain
04:45	15 KOHLER-LENZ D Foul On			
04:45	15 KOHLER-LENZ D Free Throw missed (1 Out)			
04:45	15 KOHLER-LENZ D Free Throw made (1 In)	24-32	-8	
04:15				13 FINBOW P Turnover
04:15	4 LOHMANN B Steal			
04:15				Tap off situation, throw-in
03:58				8 MUNN S 2 Pts paint missed (2 Out)
03:58	12 WOLK S Defensive Rebound			
03:40	8 BIENEK A 2-Pts made (2 In)	26-32	-6	
03:39	13 CHRISTINK L Assist			
03:16				9 POLLOCK J 3-Pts missed (3 Out)
03:14	8 BIENEK A Defensive Rebound			
03:01	15 KOHLER-LENZ D 2-Pts paint made (2 In)	28-32	-4	
03:01	13 CHRISTINK L Assist			
03:01				Time out
03:01				12 BLAKE A Player OUT ---->>
03:01				10 JAMA A Player IN <<----
03:01				15 OROGBEMI A Player OUT ---->>
03:01				7 BYWATER T Player IN <<----
02:38		28-34	-6	8 MUNN S 2-Pts made (2 In)
02:36				13 FINBOW P Assist
02:19	15 KOHLER-LENZ D 2 Pts paint missed (2 Out)			
02:17				7 BYWATER T Defensive Rebound
02:01		28-36	-8	8 MUNN S 2-Pts paint made (2 In)
02:00				9 POLLOCK J Assist
01:35	12 WOLK S 2 Pts paint missed (2 Out)			
01:35				13 FINBOW P Defensive Rebound
01:29				9 POLLOCK J 2 Pts paint missed (2 Out)
01:29	15 KOHLER-LENZ D Blocked Shot			
01:29				Offensive Rebound
01:15				7 BYWATER T 2-Pts missed (2 out)
01:12	13 CHRISTINK L Defensive Rebound			
00:52	15 KOHLER-LENZ D 2 Pts paint missed (2 Out)			
00:50				8 MUNN S Defensive Rebound
00:36		28-38	-10	8 MUNN S 2-Pts paint made (2 In)
00:36				9 POLLOCK J Assist
00:36				8 MUNN S Personal foul
00:36	4 LOHMANN B Foul On			
00:22	15 KOHLER-LENZ D 2-Pts made (2 In)	30-38	-8	
00:11				9 POLLOCK J Turnover
00:11				13 FINBOW P Player OUT ---->>
00:11				8 MUNN S Player OUT ---->>



## PLAY BY PLAY

文字比分播报

**GER 30 vs 38 GBR**

**Attendance: 12000**

Game Time	GER - Germany	Score	Lead	GBR - Great Britain
00:11				4 BESTWICK J Player IN <<----
00:11				11 BYRNE M Player IN <<----
00:02	15 KOHLER-LENZ D 2-Pts missed (2 out)			
00:01				10 JAMA A Defensive Rebound



## PLAY BY PLAY

文字比分播报

GER 64 vs 71 GBR

Attendance: 12000

		Q1		Q2		Q3		Q4	
Scoring by 5 min intervals:	GER	8	17	23	30	40	44	51	64
	GBR	8	21	32	38	47	58	63	71

### FIRST QUARTER

#### Quarter Starters:

**GER** 5 SCHUERMANN J      7 LEHMANN L      9 FISCHER F      11 PASSIWAN D      15 KOHLER-LENZ D  
**GBR** 7 BYWATER T      8 MUNN S      9 POLLOCK J      10 JAMA A      13 FINBOW P

Game Time	GER - Germany	Score	Lead	GBR - Great Britain
10:00	5 SCHUERMANN J Player IN <<----			
10:00	7 LEHMANN L Player IN <<----			
10:00	9 FISCHER F Player IN <<----			
10:00	11 PASSIWAN D Player IN <<----			
10:00	15 KOHLER-LENZ D Player IN <<----			
10:00				7 BYWATER T Player IN <<----
10:00				8 MUNN S Player IN <<----
10:00				9 POLLOCK J Player IN <<----
10:00				10 JAMA A Player IN <<----
10:00				13 FINBOW P Player IN <<----
10:00	15 KOHLER-LENZ D Tap off lost			8 MUNN S Tap off won
09:47				13 FINBOW P 2-Pts missed (2 out)
09:46				13 FINBOW P Offensive Rebound
09:44				8 MUNN S 2-Pts missed (2 out)
09:42				13 FINBOW P Offensive Rebound
09:41				8 MUNN S 2 Pts paint missed (2 Out)
09:35	15 KOHLER-LENZ D Defensive Rebound			
09:24	15 KOHLER-LENZ D 2-Pts made (2 In)	2-0	+2	
09:22	11 PASSIWAN D Assist			
09:07				9 POLLOCK J 3-Pts missed (3 Out)
09:05				9 POLLOCK J Offensive Rebound
08:57		2-2	0	7 BYWATER T 2-Pts paint made (2 In)
08:55				10 JAMA A Assist
08:54				8 MUNN S Personal foul
08:54	5 SCHUERMANN J Foul On			
08:43	11 PASSIWAN D 2-Pts made (2 In)	4-2	+2	
08:31	15 KOHLER-LENZ D Personal foul			
08:31				8 MUNN S Foul On
08:21		4-4	0	10 JAMA A 2-Pts made (2 In)
08:18				13 FINBOW P Assist
08:05	11 PASSIWAN D 2-Pts missed (2 out)			
08:04				Defensive Rebound
07:48		4-6	-2	10 JAMA A 2-Pts made (2 In)
07:26	15 KOHLER-LENZ D 2 Pts paint missed (2 Out)			



## PLAY BY PLAY

文字比分播报

GER 64 vs 71 GBR

Attendance: 12000

Game Time	GER - Germany	Score	Lead	GBR - Great Britain
07:26				Defensive Rebound
07:12				7 BYWATER T Turnover
06:56	11 PASSIWAN D 3-Pts missed (3 Out)			
06:54				13 FINBOW P Defensive Rebound
06:33		4-8	-4	9 POLLOCK J 2-Pts made (2 In)
06:21	7 LEHMANN L 2-Pts paint made (2 In)	6-8	-2	
05:57				7 BYWATER T 2-Pts missed (2 out)
05:56	11 PASSIWAN D Defensive Rebound			
05:47	11 PASSIWAN D 2-Pts missed (2 out)			
05:45	9 FISCHER F Offensive Rebound			
05:38	15 KOHLER-LENZ D 2-Pts made (2 In)	8-8	0	
05:36	7 LEHMANN L Assist			
05:17	11 PASSIWAN D Personal foul			
05:17				7 BYWATER T Foul On
05:17				Time out
05:09				13 FINBOW P 2-Pts missed (2 out)
05:07	15 KOHLER-LENZ D Defensive Rebound			
05:00				13 FINBOW P Personal foul
05:00	11 PASSIWAN D Foul On			
04:56				13 FINBOW P Personal foul
04:56	11 PASSIWAN D Foul On			
04:50	11 PASSIWAN D 2-Pts missed (2 out)			
04:48				7 BYWATER T Defensive Rebound
04:39				8 MUNN S 2 Pts paint missed (2 Out)
04:39	5 SCHUERMANN J Defensive Rebound			
04:27	11 PASSIWAN D Turnover			
04:27				13 FINBOW P Steal
04:20		8-10	-2	8 MUNN S 2-Pts paint made (2 In)
04:18				9 POLLOCK J Assist
03:55	11 PASSIWAN D 3-Pts missed (3 Out)			
03:52				8 MUNN S Defensive Rebound
03:40				10 JAMA A 2-Pts missed (2 out)
03:38	15 KOHLER-LENZ D Defensive Rebound			
03:37				7 BYWATER T Player OUT ---->>
03:37				9 POLLOCK J Player OUT ---->>
03:37				7 BYWATER T Player IN <<----
03:37				9 POLLOCK J Player IN <<----
03:37	7 LEHMANN L Player OUT ---->>			
03:37	9 FISCHER F Player OUT ---->>			
03:37	11 PASSIWAN D Player OUT ---->>			
03:37	8 BIENEK A Player IN <<----			
03:37	12 WOLK S Player IN <<----			



## PLAY BY PLAY

文字比分播报

GER 64 vs 71 GBR

Attendance: 12000

Game Time	GER - Germany	Score	Lead	GBR - Great Britain
03:37	13 CHRISTINK L Player IN <<----			
03:37				13 FINBOW P Player OUT ---->>
03:37				11 BYRNE M Player IN <<----
03:25	13 CHRISTINK L 2-Pts made (2 In)	10-10	0	
03:22	8 BIENEK A Assist			
02:56				8 MUNN S 2 Pts paint missed (2 Out)
02:54	5 SCHUERMANN J Defensive Rebound			
02:46	15 KOHLER-LENZ D 2-Pts paint made (2 In)	12-10	+2	
02:45	13 CHRISTINK L Assist			
02:23		12-13	-1	7 BYWATER T 3-Pts made (3 In)
02:06	8 BIENEK A 2-Pts missed (2 out)			
02:02	12 WOLK S Offensive Rebound			
02:00	12 WOLK S 2-Pts paint made (2 In)	14-13	+1	
01:42	5 SCHUERMANN J Personal foul			
01:42				9 POLLOCK J Foul On
01:42				7 BYWATER T Player OUT ---->>
01:42				11 BYRNE M Player OUT ---->>
01:42				12 BLAKE A Player IN <<----
01:42				15 OROGBEMI A Player IN <<----
01:35		14-16	-2	9 POLLOCK J 3-Pts made (3 In)
01:22				12 BLAKE A Personal foul
01:22	12 WOLK S Foul On			
01:22				10 JAMA A Player OUT ---->>
01:22				11 BYRNE M Player IN <<----
01:22	12 WOLK S Free Throw missed (1 Out)			
01:22	12 WOLK S Free Throw missed (1 Out)			
01:18	15 KOHLER-LENZ D Offensive Rebound			
01:18	15 KOHLER-LENZ D 2 Pts paint missed (2 Out)			
01:15				15 OROGBEMI A Defensive Rebound
01:04		14-19	-5	9 POLLOCK J 3-Pts made (3 In)
00:56				11 BYRNE M Personal foul
00:56	15 KOHLER-LENZ D Foul On			
00:56	Time out			
00:56	15 KOHLER-LENZ D Free Throw made (1 In)	15-19	-4	
00:54	15 KOHLER-LENZ D Free Throw missed (1 Out)			
00:52				9 POLLOCK J Defensive Rebound
00:52	15 KOHLER-LENZ D Personal foul			
00:52				9 POLLOCK J Foul On
00:39				9 POLLOCK J 3-Pts missed (3 Out)
00:38	15 KOHLER-LENZ D Defensive Rebound			
00:24	15 KOHLER-LENZ D 2-Pts made (2 In)	17-19	-2	
00:22	13 CHRISTINK L Assist			



## PLAY BY PLAY

文字比分播报

GER 64 vs 71 GBR

Attendance: 12000

Game Time	GER - Germany	Score	Lead	GBR - Great Britain
00:01		17-21	-4	8 MUNN S 2-Pts paint made (2 In)
00:01				15 OROGBEMI A Assist

## SECOND QUARTER

### Quarter Starters:

GER 5 SCHUERMAN J      7 LEHMANN L      12 WOLK S      13 CHRISTINK L      15 KOHLER-LENZ D  
GBR 8 MUNN S      9 POLLOCK J      12 BLAKE A      13 FINBOW P      15 OROGBEMI A

Game Time	GER - Germany	Score	Lead	GBR - Great Britain
10:00	5 SCHUERMAN J Player IN <<----			
10:00	7 LEHMANN L Player IN <<----			
10:00	12 WOLK S Player IN <<----			
10:00	13 CHRISTINK L Player IN <<----			
10:00	15 KOHLER-LENZ D Player IN <<----			
10:00				8 MUNN S Player IN <<----
10:00				9 POLLOCK J Player IN <<----
10:00				12 BLAKE A Player IN <<----
10:00				13 FINBOW P Player IN <<----
10:00				15 OROGBEMI A Player IN <<----
09:57	Tap off situation, throw-in			
09:43	5 SCHUERMAN J 2-Pts missed (2 out)			
09:41				12 BLAKE A Defensive Rebound
09:24		17-23	-6	9 POLLOCK J 2-Pts paint made (2 In)
09:05	7 LEHMANN L 2-Pts missed (2 out)			
09:04				8 MUNN S Defensive Rebound
08:53		17-25	-8	12 BLAKE A 2-Pts paint made (2 In)
08:52				9 POLLOCK J Assist
08:50	12 WOLK S Player OUT ---->>			
08:50	12 WOLK S Player IN <<----			
08:50	13 CHRISTINK L Player OUT ---->>			
08:50	11 PASSIWAN D Player IN <<----			
08:50	12 WOLK S Player OUT ---->>			
08:50	9 FISCHER F Player IN <<----			
08:41	7 LEHMANN L 2-Pts paint made (2 In)	19-25	-6	
08:41				12 BLAKE A Personal foul
08:41	7 LEHMANN L Foul On			
08:41	7 LEHMANN L Free Throw missed (1 Out)			
08:37	11 PASSIWAN D Offensive Rebound			
08:35	15 KOHLER-LENZ D 2-Pts paint made (2 In)	21-25	-4	
08:34	11 PASSIWAN D Assist			
08:27	11 PASSIWAN D Personal foul			
08:27				15 OROGBEMI A Foul On
08:10		21-27	-6	8 MUNN S 2-Pts paint made (2 In)



## PLAY BY PLAY

文字比分播报

GER 64 vs 71 GBR

Attendance: 12000

Game Time	GER - Germany	Score	Lead	GBR - Great Britain
08:09				9 POLLOCK J Assist
07:51	7 LEHMANN L 2 Pts paint missed (2 Out)			
07:50				8 MUNN S Defensive Rebound
07:35				8 MUNN S 2 Pts paint missed (2 Out)
07:32	7 LEHMANN L Defensive Rebound			
07:25	15 KOHLER-LENZ D 2 Pts paint missed (2 Out)			
07:25				9 POLLOCK J Defensive Rebound
07:19	5 SCHUERMANN J Unsportmanlike foul			
07:19				15 OROGBEMI A Foul On
07:19				15 OROGBEMI A Free Throw missed (1 Out)
07:19		21-28	-7	15 OROGBEMI A Free Throw made (1 In)
07:07				8 MUNN S 2 Pts paint missed (2 Out)
07:06				8 MUNN S Offensive Rebound
07:06				8 MUNN S 2 Pts paint missed (2 Out)
07:03				8 MUNN S Offensive Rebound
07:03		21-30	-9	8 MUNN S 2-Pts paint made (2 In)
06:41	11 PASSIWAN D 2 Pts paint missed (2 Out)			
06:39				8 MUNN S Defensive Rebound
06:23				9 POLLOCK J 3-Pts missed (3 Out)
06:23	Defensive Rebound			
06:23	Time out			
06:09	11 PASSIWAN D 2-Pts missed (2 out)			
06:07				8 MUNN S Defensive Rebound
05:56	11 PASSIWAN D Personal foul			
05:56				8 MUNN S Foul On
05:56	11 PASSIWAN D Player OUT ---->>			
05:56	5 SCHUERMANN J Player OUT ---->>			
05:56	8 BIENEK A Player IN <<----			
05:56	13 CHRISTINK L Player IN <<----			
05:56	9 FISCHER F Player OUT ---->>			
05:56	7 LEHMANN L Player OUT ---->>			
05:56	4 LOHMANN B Player IN <<----			
05:56	12 WOLK S Player IN <<----			
05:56		21-31	-10	8 MUNN S Free Throw made (1 In)
05:56		21-32	-11	8 MUNN S Free Throw made (1 In)
05:34	13 CHRISTINK L 2-Pts missed (2 out)			
05:33	12 WOLK S Offensive Rebound			
05:33	12 WOLK S 2-Pts paint made (2 In)	23-32	-9	
05:13				8 MUNN S Turnover
04:46	15 KOHLER-LENZ D 2 Pts paint missed (2 Out)			
04:45	15 KOHLER-LENZ D Offensive Rebound			
04:45				9 POLLOCK J Personal foul





## PLAY BY PLAY

文字比分播报

GER 64 vs 71 GBR

Attendance: 12000

Game Time	GER - Germany	Score	Lead	GBR - Great Britain
04:45	15 KOHLER-LENZ D Foul On			
04:45	15 KOHLER-LENZ D Free Throw missed (1 Out)			
04:45	15 KOHLER-LENZ D Free Throw made (1 In)	24-32	-8	
04:15				13 FINBOW P Turnover
04:15	4 LOHMANN B Steal			
04:15				Tap off situation, throw-in
03:58				8 MUNN S 2 Pts paint missed (2 Out)
03:58	12 WOLK S Defensive Rebound			
03:40	8 BIENEK A 2-Pts made (2 In)	26-32	-6	
03:39	13 CHRISTINK L Assist			
03:16				9 POLLOCK J 3-Pts missed (3 Out)
03:14	8 BIENEK A Defensive Rebound			
03:01	15 KOHLER-LENZ D 2-Pts paint made (2 In)	28-32	-4	
03:01	13 CHRISTINK L Assist			
03:01				Time out
03:01				12 BLAKE A Player OUT ---->>
03:01				10 JAMA A Player IN <<----
03:01				15 OROGBEMI A Player OUT ---->>
03:01				7 BYWATER T Player IN <<----
02:38		28-34	-6	8 MUNN S 2-Pts made (2 In)
02:36				13 FINBOW P Assist
02:19	15 KOHLER-LENZ D 2 Pts paint missed (2 Out)			
02:17				7 BYWATER T Defensive Rebound
02:01		28-36	-8	8 MUNN S 2-Pts paint made (2 In)
02:00				9 POLLOCK J Assist
01:35	12 WOLK S 2 Pts paint missed (2 Out)			
01:35				13 FINBOW P Defensive Rebound
01:29				9 POLLOCK J 2 Pts paint missed (2 Out)
01:29	15 KOHLER-LENZ D Blocked Shot			
01:29				Offensive Rebound
01:15				7 BYWATER T 2-Pts missed (2 out)
01:12	13 CHRISTINK L Defensive Rebound			
00:52	15 KOHLER-LENZ D 2 Pts paint missed (2 Out)			
00:50				8 MUNN S Defensive Rebound
00:36		28-38	-10	8 MUNN S 2-Pts paint made (2 In)
00:36				9 POLLOCK J Assist
00:36				8 MUNN S Personal foul
00:36	4 LOHMANN B Foul On			
00:22	15 KOHLER-LENZ D 2-Pts made (2 In)	30-38	-8	
00:11				9 POLLOCK J Turnover
00:11				13 FINBOW P Player OUT ---->>
00:11				8 MUNN S Player OUT ---->>



## PLAY BY PLAY

文字比分播报

GER 64 vs 71 GBR

Attendance: 12000

Game Time	GER - Germany	Score	Lead	GBR - Great Britain
00:11				4 BESTWICK J Player IN <<----
00:11				11 BYRNE M Player IN <<----
00:02	15 KOHLER-LENZ D 2-Pts missed (2 out)			
00:01				10 JAMA A Defensive Rebound

## THIRD QUARTER

### Quarter Starters:

GER 5 SCHUERMANN J      8 BIENEK A      12 WOLK S      13 CHRISTINK L      15 KOHLER-LENZ D  
GBR 8 MUNN S      9 POLLOCK J      12 BLAKE A      13 FINBOW P      15 OROGBEMI A

Game Time	GER - Germany	Score	Lead	GBR - Great Britain
10:00				8 MUNN S Player IN <<----
10:00				9 POLLOCK J Player IN <<----
10:00				12 BLAKE A Player IN <<----
10:00				13 FINBOW P Player IN <<----
10:00				15 OROGBEMI A Player IN <<----
10:00	5 SCHUERMANN J Player IN <<----			
10:00	8 BIENEK A Player IN <<----			
10:00	12 WOLK S Player IN <<----			
10:00	13 CHRISTINK L Player IN <<----			
10:00	15 KOHLER-LENZ D Player IN <<----			
09:59	Tap off situation, throw-in			
09:41	13 CHRISTINK L 2 Pts paint missed (2 Out)			
09:41				8 MUNN S Defensive Rebound
09:31		30-40	-10	15 OROGBEMI A 2-Pts paint made (2 In)
09:10	8 BIENEK A 2-Pts made (2 In)	32-40	-8	
08:52		32-42	-10	8 MUNN S 2-Pts paint made (2 In)
08:47				15 OROGBEMI A Assist
08:23	12 WOLK S 2 Pts paint missed (2 Out)			
08:22				8 MUNN S Defensive Rebound
08:07				9 POLLOCK J 2-Pts missed (2 out)
08:06	8 BIENEK A Defensive Rebound			
07:53	13 CHRISTINK L 2-Pts missed (2 out)			
07:51	12 WOLK S Offensive Rebound			
07:51	12 WOLK S 2-Pts paint made (2 In)	34-42	-8	
07:26				12 BLAKE A 2-Pts missed (2 out)
07:25	15 KOHLER-LENZ D Defensive Rebound			
07:12	8 BIENEK A 2-Pts made (2 In)	36-42	-6	
06:41				9 POLLOCK J 3-Pts missed (3 Out)
06:39	8 BIENEK A Defensive Rebound			
06:26	8 BIENEK A 2-Pts missed (2 out)			
06:24				Defensive Rebound
06:10		36-44	-8	8 MUNN S 2-Pts paint made (2 In)



## PLAY BY PLAY

文字比分播报

GER 64 vs 71 GBR

Attendance: 12000

Game Time	GER - Germany	Score	Lead	GBR - Great Britain
06:10	5 SCHUERMANN J Personal foul			
06:10				8 MUNN S Foul On
06:10		36-45	-9	8 MUNN S Free Throw made (1 In)
05:54	12 WOLK S 2-Pts paint made (2 In)	38-45	-7	
05:53	13 CHRISTINK L Assist			
05:38				12 BLAKE A Turnover
05:38	13 CHRISTINK L Steal			
05:21	15 KOHLER-LENZ D 2-Pts paint made (2 In)	40-45	-5	
05:21	12 WOLK S Assist			
05:21				Time out
05:21				12 BLAKE A Player OUT ---->>
05:21				15 OROGBEMI A Player OUT ---->>
05:21				7 BYWATER T Player IN <<----
05:21				10 JAMA A Player IN <<----
05:11	5 SCHUERMANN J Personal foul			
05:11				9 POLLOCK J Foul On
05:01		40-47	-7	8 MUNN S 2-Pts paint made (2 In)
05:00				9 POLLOCK J Assist
04:38	15 KOHLER-LENZ D 2-Pts missed (2 out)			
04:36				7 BYWATER T Defensive Rebound
04:33	13 CHRISTINK L Personal foul			
04:33				9 POLLOCK J Foul On
04:33	5 SCHUERMANN J Player OUT ---->>			
04:33	4 LOHMANN B Player IN <<----			
04:33				9 POLLOCK J Free Throw missed (1 Out)
04:33				9 POLLOCK J Free Throw missed (1 Out)
04:28				7 BYWATER T Offensive Rebound
04:28				7 BYWATER T 2 Pts paint missed (2 Out)
04:25				8 MUNN S Offensive Rebound
04:05				8 MUNN S 2-Pts missed (2 out)
04:04	4 LOHMANN B Defensive Rebound			
03:59				8 MUNN S Personal foul
03:59	8 BIENEK A Foul On			
03:41	12 WOLK S 2 Pts paint missed (2 Out)			
03:40				8 MUNN S Defensive Rebound
03:39	12 WOLK S Personal foul			
03:39				8 MUNN S Foul On
03:19		40-49	-9	9 POLLOCK J 2-Pts made (2 In)
03:00	13 CHRISTINK L 3-Pts missed (3 Out)			
02:59	12 WOLK S Offensive Rebound			
02:59	12 WOLK S 2-Pts paint made (2 In)	42-49	-7	
02:45				7 BYWATER T 2 Pts paint missed (2 Out)



## PLAY BY PLAY

文字比分播报

GER 64 vs 71 GBR

Attendance: 12000

Game Time	GER - Germany	Score	Lead	GBR - Great Britain
02:45	12 WOLK S Defensive Rebound			
02:45				7 BYWATER T Personal foul
02:45	12 WOLK S Foul On			
02:45	8 BIENEK A Player OUT ---->>			
02:45	13 CHRISTINK L Player OUT ---->>			
02:45	15 KOHLER-LENZ D Player OUT ---->>			
02:45	7 LEHMANN L Player IN <<----			
02:45	9 FISCHER F Player IN <<----			
02:45	11 PASSIWAN D Player IN <<----			
02:45				7 BYWATER T Player OUT ---->>
02:45				4 BESTWICK J Player IN <<----
02:30	7 LEHMANN L 2-Pts made (2 In)	44-49	-5	
02:27	11 PASSIWAN D Assist			
02:09				9 POLLOCK J 2 Pts paint missed (2 Out)
02:09				8 MUNN S Offensive Rebound
02:09				4 BESTWICK J Offensive foul
02:09				4 BESTWICK J Turnover
02:09	7 LEHMANN L Foul On			
02:09	7 LEHMANN L Steal			
02:09				4 BESTWICK J Player OUT ---->>
02:09				7 BYWATER T Player IN <<----
01:52	11 PASSIWAN D Turnover			
01:52				8 MUNN S Steal
01:47	9 FISCHER F Personal foul			
01:47				9 POLLOCK J Foul On
01:47		44-50	-6	9 POLLOCK J Free Throw made (1 In)
01:47				9 POLLOCK J Free Throw missed (1 Out)
01:45	11 PASSIWAN D Defensive Rebound			
01:38	11 PASSIWAN D Offensive foul			
01:38	11 PASSIWAN D Turnover			
01:38				9 POLLOCK J Foul On
01:38				9 POLLOCK J Steal
01:17		44-52	-8	9 POLLOCK J 2-Pts paint made (2 In)
01:02	11 PASSIWAN D 2-Pts missed (2 out)			
00:59				13 FINBOW P Defensive Rebound
00:49				8 MUNN S 2 Pts paint missed (2 Out)
00:49				8 MUNN S Offensive Rebound
00:49		44-54	-10	8 MUNN S 2-Pts paint made (2 In)
00:49	Time out			
00:36	12 WOLK S 2 Pts paint missed (2 Out)			
00:36				9 POLLOCK J Defensive Rebound
00:31	7 LEHMANN L Personal foul			



## PLAY BY PLAY

文字比分播报

GER 64 vs 71 GBR

Attendance: 12000

Game Time	GER - Germany	Score	Lead	GBR - Great Britain
00:31				8 MUNN S Foul On
00:31		44-55	-11	8 MUNN S Free Throw made (1 In)
00:31		44-56	-12	8 MUNN S Free Throw made (1 In)
00:19	9 FISCHER F Turnover			
00:19	12 WOLK S Player OUT ---->>			
00:19	15 KOHLER-LENZ D Player IN <<----			
00:03		44-58	-14	8 MUNN S 2-Pts made (2 In)
00:02				10 JAMA A Assist
00:02				13 FINBOW P Personal foul
00:02	7 LEHMANN L Foul On			
00:02	9 FISCHER F Player OUT ---->>			
00:02	11 PASSIWAN D Player OUT ---->>			
00:02	8 BIENEK A Player IN <<----			
00:02	13 CHRISTINK L Player IN <<----			
00:02				13 FINBOW P Player OUT ---->>
00:02				11 BYRNE M Player IN <<----
00:01	7 LEHMANN L Offensive foul			
00:01	7 LEHMANN L Turnover			
00:01				11 BYRNE M Foul On
00:01				11 BYRNE M Steal

## FOURTH QUARTER

### Quarter Starters:

GER

GBR

Game Time	GER - Germany	Score	Lead	GBR - Great Britain
10:00	7 LEHMANN L Player IN <<----			
10:00	8 BIENEK A Player IN <<----			
10:00	9 FISCHER F Player IN <<----			
10:00	13 CHRISTINK L Player IN <<----			
10:00	15 KOHLER-LENZ D Player IN <<----			
10:00				7 BYWATER T Player IN <<----
10:00				8 MUNN S Player IN <<----
10:00				9 POLLOCK J Player IN <<----
10:00				10 JAMA A Player IN <<----
10:00				13 FINBOW P Player IN <<----
09:59				Tap off situation, throw-in
09:32		44-60	-16	10 JAMA A 2-Pts made (2 In)
09:32				9 POLLOCK J Assist
09:12	8 BIENEK A 2-Pts paint made (2 In)	46-60	-14	
08:48		46-62	-16	10 JAMA A 2-Pts made (2 In)
08:47				13 FINBOW P Assist



## PLAY BY PLAY

文字比分播报

GER 64 vs 71 GBR

Attendance: 12000

Game Time	GER - Germany	Score	Lead	GBR - Great Britain
08:25	15 KOHLER-LENZ D 2 Pts paint missed (2 Out)			
08:25	8 BIENEK A Offensive Rebound			
08:25				8 MUNN S Personal foul
08:25	8 BIENEK A Foul On			
08:25	8 BIENEK A Free Throw missed (1 Out)			
08:25	8 BIENEK A Free Throw made (1 In)	47-62	-15	
08:25				8 MUNN S Player OUT ---->>
08:25				4 BESTWICK J Player IN <<----
08:25				13 FINBOW P Player OUT ---->>
08:25				11 BYRNE M Player IN <<----
08:03				9 POLLOCK J 2-Pts missed (2 out)
08:01	15 KOHLER-LENZ D Defensive Rebound			
07:43	7 LEHMANN L 2 Pts paint missed (2 Out)			
07:43				Defensive Rebound
07:43				4 BESTWICK J Player OUT ---->>
07:43				11 BYRNE M Player OUT ---->>
07:43				8 MUNN S Player IN <<----
07:43				13 FINBOW P Player IN <<----
07:29	7 LEHMANN L Personal foul			
07:29				9 POLLOCK J Foul On
07:26				9 POLLOCK J Turnover
07:06	13 CHRISTINK L 2-Pts made (2 In)	49-62	-13	
07:04	7 LEHMANN L Assist			
06:36				8 MUNN S 2-Pts missed (2 out)
06:33	13 CHRISTINK L Defensive Rebound			
06:23	13 CHRISTINK L 3-Pts missed (3 Out)			
06:21				8 MUNN S Defensive Rebound
06:16	9 FISCHER F Personal foul			
06:16				7 BYWATER T Foul On
06:16		49-63	-14	7 BYWATER T Free Throw made (1 In)
06:16				7 BYWATER T Free Throw missed (1 Out)
06:12				8 MUNN S Offensive Rebound
06:12				8 MUNN S 2 Pts paint missed (2 Out)
06:10				8 MUNN S Offensive Rebound
06:10				8 MUNN S 2 Pts paint missed (2 Out)
06:07	15 KOHLER-LENZ D Defensive Rebound			
06:03	13 CHRISTINK L Turnover			
06:03				8 MUNN S Steal
05:58	7 LEHMANN L Steal			
05:58				7 BYWATER T Turnover
05:51				9 POLLOCK J Personal foul
05:51	7 LEHMANN L Foul On			



## PLAY BY PLAY

文字比分播报

GER 64 vs 71 GBR

Attendance: 12000

Game Time	GER - Germany	Score	Lead	GBR - Great Britain
05:51				7 BYWATER T Player OUT ---->>
05:51				10 JAMA A Player OUT ---->>
05:51				12 BLAKE A Player IN <<----
05:51				15 OROGBEMI A Player IN <<----
05:44	8 BIENEK A 2-Pts paint made (2 In)	51-63	-12	
05:42	15 KOHLER-LENZ D Assist			
05:31				9 POLLOCK J Turnover
05:31	9 FISCHER F Steal			
05:05	7 LEHMANN L 2-Pts missed (2 out)			
05:04				8 MUNN S Defensive Rebound
05:04	8 BIENEK A Personal foul			
05:04				8 MUNN S Foul On
05:04				Time out
04:43				12 BLAKE A 2 Pts paint missed (2 Out)
04:43	15 KOHLER-LENZ D Defensive Rebound			
04:22	15 KOHLER-LENZ D 2 Pts paint missed (2 Out)			
04:22				13 FINBOW P Defensive Rebound
04:15				9 POLLOCK J Turnover
04:15				12 BLAKE A Player OUT ---->>
04:15				15 OROGBEMI A Player OUT ---->>
04:15				7 BYWATER T Player IN <<----
04:15				10 JAMA A Player IN <<----
03:58	9 FISCHER F 2-Pts paint made (2 In)	53-63	-10	
03:57	8 BIENEK A Assist			
03:43	9 FISCHER F Personal foul			
03:43				9 POLLOCK J Foul On
03:29				7 BYWATER T 2-Pts missed (2 out)
03:28	15 KOHLER-LENZ D Defensive Rebound			
03:12	13 CHRISTINK L 2-Pts made (2 In)	55-63	-8	
03:08	15 KOHLER-LENZ D Player OUT ---->>			
03:08	11 PASSIWAN D Player IN <<----			
02:42				9 POLLOCK J 2-Pts missed (2 out)
02:40	11 PASSIWAN D Defensive Rebound			
02:28	11 PASSIWAN D 2-Pts missed (2 out)			
02:25				8 MUNN S Defensive Rebound
02:07				9 POLLOCK J Turnover
01:56	7 LEHMANN L 2 Pts paint missed (2 Out)			
01:56	8 BIENEK A Offensive Rebound			
01:56	8 BIENEK A 2-Pts paint made (2 In)	57-63	-6	
01:39		57-65	-8	10 JAMA A 2-Pts made (2 In)
01:39				9 POLLOCK J Assist
01:29	11 PASSIWAN D 3-Pts missed (3 Out)			



## PLAY BY PLAY

文字比分播报

GER 64 vs 71 GBR

Attendance: 12000

Game Time	GER - Germany	Score	Lead	GBR - Great Britain
01:28				8 MUNN S Defensive Rebound
01:21				10 JAMA A Turnover
01:21				9 POLLOCK J Player OUT ---->>
01:21				15 OROGBEMI A Player IN <<----
01:21				10 JAMA A Player OUT ---->>
01:21				7 BYWATER T Player OUT ---->>
01:21				14 HALL J Player IN <<----
01:21				9 POLLOCK J Player IN <<----
00:59	11 PASSIWAN D 2-Pts made (2 In)	59-65	-6	
00:57	7 LEHMANN L Personal foul			
00:57				14 HALL J Foul On
00:57	Time out			
00:57				14 HALL J Free Throw missed (1 Out)
00:57				14 HALL J Free Throw missed (1 Out)
00:51	9 FISCHER F Defensive Rebound			
00:45	7 LEHMANN L 2 Pts paint missed (2 Out)			
00:43				14 HALL J Defensive Rebound
00:43	7 LEHMANN L Personal foul			
00:43				8 MUNN S Foul On
00:43				14 HALL J Player OUT ---->>
00:43				15 OROGBEMI A Player OUT ---->>
00:43				7 BYWATER T Player IN <<----
00:43				10 JAMA A Player IN <<----
00:43		59-66	-7	8 MUNN S Free Throw made (1 In)
00:43	7 LEHMANN L Player OUT ---->>			
00:43	6 QUALI M Player IN <<----			
00:42				8 MUNN S Free Throw missed (1 Out)
00:38	8 BIENEK A Defensive Rebound			
00:31	13 CHRISTINK L 2-Pts paint made (2 In)	61-66	-5	
00:31	13 CHRISTINK L Personal foul			
00:31				7 BYWATER T Foul On
00:31		61-67	-6	7 BYWATER T Free Throw made (1 In)
00:31		61-68	-7	7 BYWATER T Free Throw made (1 In)
00:27				7 BYWATER T Personal foul
00:27	13 CHRISTINK L Foul On			
00:19	13 CHRISTINK L 2 Pts paint missed (2 Out)			
00:19	8 BIENEK A Personal foul			
00:19				7 BYWATER T Foul On
00:19				7 BYWATER T Defensive Rebound
00:19		61-69	-8	7 BYWATER T Free Throw made (1 In)
00:19		61-70	-9	7 BYWATER T Free Throw made (1 In)
00:09	11 PASSIWAN D 3-Pts made (3 In)	64-70	-6	





## PLAY BY PLAY

文字比分播报

**GER 64 vs 71 GBR**

**Attendance: 12000**

Game Time	GER - Germany	Score	Lead	GBR - Great Britain
00:07	9 FISCHER F Personal foul			
00:07				8 MUNN S Foul On
00:07				9 POLLOCK J Player OUT ---->>
00:07				15 OROGBEMI A Player IN <<----
00:07		64-71	-7	8 MUNN S Free Throw made (1 In)
00:06				8 MUNN S Free Throw missed (1 Out)
00:04	8 BIENEK A Defensive Rebound			
00:04				10 JAMA A Personal foul
00:04	13 CHRISTINK L Foul On			
00:01	11 PASSIWAN D 3-Pts missed (3 Out)			



## RESULTS

比赛成绩

### GER 30 vs 38 GBR

Attendance: 12000

Referee: KUERZI Bill (USA)

Commissioner: KERR Trevor Andrew (CAN)

Umpires: GAUTHIER Sebastien (CAN); RADOMSKY Ziv (ISR)

Classifier: TSUNEMI Hiroshi (JPN)

		Q1		Q2	
Scoring by 5 min intervals:	GER	8	17	23	30
	GBR	8	21	32	38

#### GER - GERMANY

No.	Name	Sport Class	MIN	Field Goals		2 Points		3 Points		Free Throws		Rebounds			AS	TO	ST	BS	PF	FO	PTS
				M/A	%	M/A	%	M/A	%	M/A	%	OR	DR	TOT							
*5	SCHUERMANNS Jens	1.0	14:04	0/1	0	0/1	0						2	2					2	1	0
*7	LEHMANN Lars	3.0	10:27	2/4	50	2/4	50			0/1	0		1	1	1					1	4
*9	FISCHER Florian	1.5	09:17									1		1							0
*11	PASSIWAN Dirk	4.5	09:17	1/8	13	1/6	17	0/2	0			1	1	2	2	1			3	2	2
*15	KOHLER-LENZ Dirk	4.0	20:00	7/14	50	7/14	50			2/4	50	2	4	6			1	2	2	2	16
4	LOHMANN Bjoern	1.0	05:56													1				1	0
6	QUALI Mimoun	3.0	00:00																		0
8	BIENEK Andre	3.0	09:33	1/2	50	1/2	50					1	1	1							2
10	KRESS Andreas	3.5	00:00																		0
12	WOLK Sebastian	4.0	10:43	2/3	67	2/3	67			0/2	0	2	1	3					1	4	
13	CHRISTINK Lars (C)	2.0	10:43	1/2	50	1/2	50					1	1	4							2
Team/Coach																					
<b>Totals</b>				14/34	41	14/32	44	0/2	0	2/7	29	6	12	18	8	1	1	1	7	8	30
Coach		WIEGMANN Frits																			
Assistant Coach		MOERTL Sigg																			

#### GBR - GREAT BRITAIN

No.	Name	Sport Class	MIN	Field Goals		2 Points		3 Points		Free Throws		Rebounds			AS	TO	ST	BS	PF	FO	PTS
				M/A	%	M/A	%	M/A	%	M/A	%	OR	DR	TOT							
*7	BYWATER Terence	4.5	11:19	2/4	50	1/3	33	1/1	100				2	2		1				1	5
*8	MUNN Simon	4.0	19:49	7/15	47	7/15	47			2/2	100	2	6	8		1			2	2	16
*9	POLLOCK Jon (C)	2.5	20:00	4/9	44	2/3	67	2/6	33			1	2	3	5	1			1	2	10
*10	JAMA Abdillah	1.0	11:39	2/3	67	2/3	67						1	1	1						4
*13	FINBOW Peter	2.0	16:12	0/2	0	0/2	0					2	2	4	2	1	1		2		0
4	BESTWICK Joseph	4.5	00:11																		0
5	BROWN Simon	2.0	00:00																		0
6	HAYES Kevin	1.0	00:00																		0
11	BYRNE Matthew	1.5	03:28																1		0
12	BLAKE Andrew	2.5	08:41	1/1	100	1/1	100					1	1						2		2
14	HALL Jonathan	3.0	00:00																		0
15	OROGBEMI Ade	2.5	08:41							1/2	50	1	1	1						2	1
Team/Coach																					
<b>Totals</b>				16/34	47	13/27	48	3/7	43	3/4	75	6	17	23	9	4	1		8	7	38
Coach		THOMAS Sinclair Richford																			
Assistant Coach		BHANIA Haj Singh																			

	GER	GBR
Points from Turnovers	1	2
Points in the Paint	14	18
Second Chance Points	9	6
Fast Break Points	0	0

	GER	GBR
Biggest Lead	2	11
Biggest Scoring Run	7-0(28-32)	7-0(21-32)
Lead Changes	6	
Times Tied	4	

#### Legend:

%	Shooting Percentage	(C)	Captain	*	Starters	AS	Assists
BS	Blocked Shots	DR	Defensive Rebounds	FO	Fouls On	M/A	Made/Attempts
MIN	Minutes Played	OR	Offensive Rebounds	PF	Fouls	PTS	Points
Qx	Quarter Time	ST	Steals	TO	Turnovers	TOT	Total Rebounds



## RESULTS

比赛成绩

### GER 64 vs 71 GBR

Attendance: 12000

Referee: KUERZI Bill (USA)

Commissioner: KERR Trevor Andrew (CAN)

Umpires: GAUTHIER Sebastien (CAN); RADOMSKY Ziv (ISR)

Classifier: TSUNEMI Hiroshi (JPN)

		Q1		Q2		Q3		Q4	
Scoring by 5 min intervals:	GER	8	17	23	30	40	44	51	64
	GBR	8	21	32	38	47	58	63	71

#### GER - GERMANY

No.	Name	Sport Class	MIN	Field Goals		2 Points		3 Points		Free Throws		Rebounds			AS	TO	ST	BS	PF	FO	PTS
				M/A	%	M/A	%	M/A	%	M/A	%	OR	DR	TOT							
*5	SCHUERMANN Jens	1.0	19:31	0/1	0	0/1	0						2	2					4	1	0
*7	LEHMANN Lars	3.0	22:29	3/9	33	3/9	33			0/1	0		1	1	2	1	2		5	4	6
*9	FISCHER Florian	1.5	22:00	1/1	100	1/1	100						1	1	2		1	1		4	2
*11	PASSIWAN Dirk	4.5	15:08	3/14	21	2/9	22	1/5	20				1	3	4	3	3			4	2
*15	KOHLER-LENZ Dirk	4.0	34:26	8/18	44	8/18	44			2/4	50		2	9	11	1		1	2	2	18
4	LOHMANN Bjoern	1.0	10:29										1	1			1			1	0
6	QUALI Mimoun	3.0	00:43																		0
8	BIENEK Andre	3.0	26:50	6/8	75	6/8	75			1/2	50		2	5	7	2			2	2	13
10	KRESS Andreas	3.5	00:00																		0
12	WOLK Sebastian	4.0	20:24	5/9	56	5/9	56			0/2	0	4	2	6	1				1	2	10
13	CHRISTINK Lars (C)	2.0	28:00	4/10	40	4/8	50	0/2	0				2	2	5	1	1		2	2	8
Team/Coach																					
<b>Totals</b>				30/70	43	29/63	46	1/7	14	3/9	33	10	27	37	14	6	5	1	24	16	64
Coach		WIEGMANN Frits																			
Assistant Coach		MOERTL Sigg																			

#### GBR - GREAT BRITAIN

No.	Name	Sport Class	MIN	Field Goals		2 Points		3 Points		Free Throws		Rebounds			AS	TO	ST	BS	PF	FO	PTS
				M/A	%	M/A	%	M/A	%	M/A	%	OR	DR	TOT							
*7	BYWATER Terence	4.5	23:50	2/7	29	1/6	17	1/1	100	5/6	83	1	4	5		2			2	4	10
*8	MUNN Simon	4.0	39:07	12/25	48	12/25	48			7/9	78	7	13	20		1	2		4	8	31
*9	POLLOCK Jon (C)	2.5	39:53	6/16	38	4/9	44	2/7	29	1/4	25	1	3	4	8	5	1		2	8	15
*10	JAMA Abdillah	1.0	24:46	5/6	83	5/6	83						1	1	2	1			1	1	10
*13	FINBOW Peter	2.0	35:28	0/2	0	0/2	0					2	4	6	3	1	1		3	0	0
4	BESTWICK Joseph	4.5	01:29													1			1	0	0
5	BROWN Simon	2.0	00:00																	0	0
6	HAYES Kevin	1.0	00:00																	0	0
11	BYRNE Matthew	1.5	04:12													1			1	1	0
12	BLAKE Andrew	2.5	14:56	1/3	33	1/3	33					1	1		1				2	2	2
14	HALL Jonathan	3.0	00:38							0/2	0	1	1						1	0	0
15	OROGBEMI Ade	2.5	15:41	1/1	100	1/1	100			1/2	50	1	1	2					2	3	3
Team/Coach																					
<b>Totals</b>				27/60	45	24/52	46	3/8	38	14/23	61	12	32	44	15	12	5		16	24	71
Coach		THOMAS Sinclair Richford																			
Assistant Coach		BHANIA Haj Singh																			

	GER	GBR
Points from Turnovers	7	5
Points in the Paint	32	30
Second Chance Points	16	8
Fast Break Points	0	0

	GER	GBR
Biggest Lead	2	16
Biggest Scoring Run	8-0(57-63)	11-0(44-60)
Lead Changes	6	
Times Tied	4	

#### Legend:

%	Shooting Percentage	(C)	Captain	*	Starters	AS	Assists
BS	Blocked Shots	DR	Defensive Rebounds	FO	Fouls On	M/A	Made/Attempts
MIN	Minutes Played	OR	Offensive Rebounds	OTx	Overtime	PF	Fouls
PTS	Points	Qx	Quarter Time	ST	Steals	TO	Turnovers
TOT	Total Rebounds						



## START LIST

首发名单

### AUS - JPN

**Referee:** WALLAART Edwin Frank (NED)  
**Umpires:** GIORDANO Sergio (CAN); SAUNDERS Charles David (RSA)

**Commissioner:** de KNOCK Luc D H M (BEL)  
**Classifier:** MACKAY Kenneth (GBR)

#### AUS - Australia

No.	Name	Pos	Age	Sport Class	Current Games Statistics						
					PPG	FG%	3FG%	FT%	RPG	APG	MPG (GP)
4	EVESON Justin	F	28	4.5	19.6	66	20	68	9.4	5.2	27:32 (5)
5	SACHS Troy	C	32	4.5	4.0	24		60	2.8	1.2	11:37 (5)
6	STIBNERS Brett	F	29	4.0	3.0	58	0	100	0.8	0.6	06:51 (5)
7	NORRIS Shaun	F/G	23	3.0	9.6	42	0	33	5.4	3.6	26:59 (5)
8	HARTNETT Michael	G	26	1.0	0.6	17	0	50	0.6	0.2	20:32 (5)
9	KNOWLES Tristan	F	25	4.0	4.4	56	67	0	1.8	0.6	08:26 (5)
10	KING Adrian	F	36	2.0	3.6	33	0	100	1.6	1.4	14:12 (5)
11	SIMMONS Tige	G	31	1.0	0.4	17			0.2		08:16 (5)
12	MIZENS Grant	G	31	2.0	1.6	40		0	2.2	0.4	17:01 (5)
13	ALCOTT Dylan	G	17	1.0	1.4	33	0	50		0.2	08:54 (5)
14	DOWLER Brendan	G	40	1.0	1.4	43		50	0.6		24:06 (5)
15	NESS Brad (C)	C	33	4.5	19.6	54	0	73	8.8	2.2	25:39 (5)
Team			29.3		69.2	48	15	61	34.2	15.6	
<b>Coach</b>		ETTRIDGE Benjamin James									
<b>Assistant Coach</b>		FRIDAY Craig Anthony									

AUS Played		
PR	BRA	73-72
PR	GBR	67-48
PR	CHN	79-44
PR	ISR	66-59
PR	USA	61-68

#### JPN - Japan

No.	Name	Pos	Age	Sport Class	Current Games Statistics						
					PPG	FG%	3FG%	FT%	RPG	APG	MPG (GP)
4	MIURA Fumiharu	G	29	2.5	0.5	13	0		0.5		02:39 (4)
5	MORI Noriyuki	F	37	2.0	0.6	33		50	1.4	0.4	08:06 (5)
6	MIYAJIMA Tetsuya	C	19	4.0	2.6	25	0	63	2.8	1.0	08:58 (5)
7	SATO Satoshi	F	32	1.0	0.3	0		50	1.0		09:35 (4)
8	KORETOMO Keisuke	G	37	3.0	5.4	55	17	57	2.6	1.2	10:47 (5)
9	KOZAI Hiroaki	F	20	3.5	15.0	41	32	63	3.8	1.6	24:33 (5)
10	SUZUKI Akimasa	F	31	3.5	7.8	46	0	42	6.2	1.4	26:00 (5)
11	FUJII Shingo (C)	G	30	1.5	2.0	29	0	0	3.4	1.8	28:58 (5)
12	KYOYA Kazuyuki	G	37	1.0	1.4	15	0	25	3.2	1.4	35:02 (5)
13	FUJIMOTO Reo	C	24	4.5	13.2	37	0	52	10.6	1.8	30:31 (5)
14	OSHIMA Tomohiko	C	37	4.0	4.0	33	33	64	2.6	0.4	15:11 (5)
15	MAEDA Kenzo	F	33	4.5	0.7	50			0.3	0.3	03:23 (3)
Team			30.5		53.0	37	19	52	38.0	11.2	
<b>Coach</b>		OKUHARA Akio									
<b>Assistant Coach</b>		SAKANO Haruo									

JPN Played		
PR	SWE	49-61
PR	GER	58-56
PR	IRI	50-69
PR	CAN	48-75
PR	RSA	60-58

#### Legend:

3FG%	3 Field Goals %	APG	Assists per Game	C	Centre	F	Forward
FG%	Field Goals %	FT%	Free Throws %	G	Guard	GP	Games Played
MPG	Minutes Played per Game	Pos	Playing Position	PPG	Points per Game	PR	Preliminary Round
RPG	Rebounds per Game						



## PLAY BY PLAY

文字比分播报

**AUS 38 vs 30 JPN**

**Attendance: 12000**

Scoring by 5 min intervals:

	Q1		Q2	
AUS	8	21	32	38
JPN	8	15	19	30

### FIRST QUARTER

#### Quarter Starters:

**AUS** 4 EVESON J      7 NORRIS S      8 HARTNETT M      14 DOWLER B      15 NESS B  
**JPN** 9 KOZAI H      10 SUZUKI A      11 FUJII S      12 KYOYA K      13 FUJIMOTO R

Game Time	AUS - Australia	Score	Lead	JPN - Japan
10:00	4 EVESON J Player IN <<----			
10:00	7 NORRIS S Player IN <<----			
10:00	8 HARTNETT M Player IN <<----			
10:00	14 DOWLER B Player IN <<----			
10:00	15 NESS B Player IN <<----			
10:00				9 KOZAI H Player IN <<----
10:00				10 SUZUKI A Player IN <<----
10:00				11 FUJII S Player IN <<----
10:00				12 KYOYA K Player IN <<----
10:00				13 FUJIMOTO R Player IN <<----
10:00	15 NESS B Tap off lost			13 FUJIMOTO R Tap off won
09:35		0-2	-2	9 KOZAI H 2-Pts made (2 In)
09:34				10 SUZUKI A Assist
09:16	4 EVESON J 2 Pts paint missed (2 Out)			
09:14				10 SUZUKI A Defensive Rebound
08:52				9 KOZAI H 2-Pts missed (2 out)
08:50	7 NORRIS S Defensive Rebound			
08:42				12 KYOYA K Personal foul
08:42	4 EVESON J Foul On			
08:42	4 EVESON J Free Throw made (1 In)	1-2	-1	
08:42	4 EVESON J Free Throw made (1 In)	2-2	0	
08:29		2-4	-2	12 KYOYA K 2-Pts made (2 In)
08:14				13 FUJIMOTO R Personal foul
08:14	7 NORRIS S Foul On			
08:01	15 NESS B 2 Pts paint missed (2 Out)			
08:00				10 SUZUKI A Defensive Rebound
07:55		2-6	-4	13 FUJIMOTO R 2-Pts paint made (2 In)
07:55				10 SUZUKI A Assist
07:42				13 FUJIMOTO R Personal foul
07:42	7 NORRIS S Foul On			
07:42	7 NORRIS S Free Throw made (1 In)	3-6	-3	
07:42	7 NORRIS S Free Throw made (1 In)	4-6	-2	
07:42				10 SUZUKI A Player OUT ---->>
07:42				13 FUJIMOTO R Player OUT ---->>



## PLAY BY PLAY

文字比分播报

AUS 38 vs 30 JPN

Attendance: 12000

Game Time	AUS - Australia	Score	Lead	JPN - Japan
07:42				6 MIYAJIMA T Player IN <<----
07:42				14 OSHIMA T Player IN <<----
07:26	15 NESS B Steal			
07:26				12 KYOYA K Turnover
07:01	8 HARTNETT M 2-Pts paint made (2 In)	6-6	0	
07:00	15 NESS B Assist			
06:47				9 KOZAI H 2-Pts missed (2 out)
06:45	15 NESS B Defensive Rebound			
06:36	15 NESS B 2-Pts paint made (2 In)	8-6	+2	
06:10				6 MIYAJIMA T 2 Pts paint missed (2 Out)
06:08				6 MIYAJIMA T Offensive Rebound
06:08		8-8	0	6 MIYAJIMA T 2-Pts paint made (2 In)
05:51	7 NORRIS S 2-Pts missed (2 out)			
05:47				6 MIYAJIMA T Defensive Rebound
05:45				12 KYOYA K 2-Pts missed (2 out)
05:45	4 EVESON J Defensive Rebound			
05:40				14 OSHIMA T Personal foul
05:40	14 DOWLER B Foul On			
05:21	8 HARTNETT M 2-Pts missed (2 out)			
05:19				14 OSHIMA T Defensive Rebound
05:11				6 MIYAJIMA T 2-Pts missed (2 out)
05:09	15 NESS B Defensive Rebound			
04:50	7 NORRIS S 2-Pts paint made (2 In)	10-8	+2	
04:50	15 NESS B Assist			
04:26		10-10	0	12 KYOYA K 2-Pts made (2 In)
04:22				9 KOZAI H Assist
04:17	15 NESS B 2-Pts paint made (2 In)	12-10	+2	
04:16	7 NORRIS S Assist			
04:00				14 OSHIMA T 2 Pts paint missed (2 Out)
04:00	15 NESS B Defensive Rebound			
03:56	4 EVESON J Offensive foul			
03:56	4 EVESON J Turnover			
03:56				11 FUJII S Foul On
03:56				11 FUJII S Steal
03:56	15 NESS B Player OUT ---->>			
03:56	5 SACHS T Player IN <<----			
03:28				14 OSHIMA T 3-Pts missed (3 Out)
03:26	4 EVESON J Defensive Rebound			
03:18				11 FUJII S Personal foul
03:18	5 SACHS T Foul On			
03:18	5 SACHS T Free Throw made (1 In)	13-10	+3	
03:18	5 SACHS T Free Throw made (1 In)	14-10	+4	



## PLAY BY PLAY

文字比分播报

AUS 38 vs 30 JPN

Attendance: 12000

Game Time	AUS - Australia	Score	Lead	JPN - Japan
03:02	4 EVESON J Steal			
03:02				12 KYOYA K Turnover
03:00				14 OSHIMA T Unsportmanlike foul
03:00	5 SACHS T Foul On			
03:00	5 SACHS T Free Throw missed (1 Out)			
03:00	5 SACHS T Free Throw made (1 In)	15-10	+5	
02:43	5 SACHS T 2-Pts paint made (2 In)	17-10	+7	
02:23				11 FUJII S 2 Pts paint missed (2 Out)
02:23				6 MIYAJIMA T Offensive Rebound
02:23		17-12	+5	6 MIYAJIMA T 2-Pts paint made (2 In)
02:23	7 NORRIS S Personal foul			
02:23				6 MIYAJIMA T Foul On
02:21				6 MIYAJIMA T Free Throw missed (1 Out)
02:16	4 EVESON J Defensive Rebound			
02:07	7 NORRIS S 2-Pts paint made (2 In)	19-12	+7	
02:05	5 SACHS T Assist			
01:43				9 KOZAI H 2 Pts paint missed (2 Out)
01:41	5 SACHS T Defensive Rebound			
01:31	7 NORRIS S 2 Pts paint missed (2 Out)			
01:30				9 KOZAI H Defensive Rebound
01:23	5 SACHS T Personal foul			
01:23				6 MIYAJIMA T Foul On
01:23				14 OSHIMA T Player OUT ---->>
01:23				5 MORI N Player IN <<----
01:23				5 MORI N Player OUT ---->>
01:23				6 MIYAJIMA T Player OUT ---->>
01:23				10 SUZUKI A Player IN <<----
01:23				13 FUJIMOTO R Player IN <<----
01:11				9 KOZAI H 2-Pts missed (2 out)
01:09	7 NORRIS S Defensive Rebound			
00:58	5 SACHS T 2 Pts paint missed (2 Out)			
00:58	5 SACHS T Offensive Rebound			
00:58	5 SACHS T 2-Pts paint made (2 In)	21-12	+9	
00:39		21-15	+6	12 KYOYA K 3-Pts made (3 In)
00:28	5 SACHS T 2 Pts paint missed (2 Out)			
00:28				9 KOZAI H Defensive Rebound
00:07				12 KYOYA K Turnover
00:01	7 NORRIS S 3-Pts missed (3 Out)			

## SECOND QUARTER

### Quarter Starters:

AUS 4 EVESON J	5 SACHS T	7 NORRIS S	8 HARTNETT M	14 DOWLER B
JPN 9 KOZAI H	12 KYOYA K	10 SUZUKI A	11 FUJII S	13 FUJIMOTO R



## PLAY BY PLAY

文字比分播报

AUS 38 vs 30 JPN

Attendance: 12000

Game Time	AUS - Australia	Score	Lead	JPN - Japan
10:00	4 EVESON J Player IN <<----			
10:00	5 SACHS T Player IN <<----			
10:00	7 NORRIS S Player IN <<----			
10:00	8 HARTNETT M Player IN <<----			
10:00	14 DOWLER B Player IN <<----			
10:00				9 KOZAI H Player IN <<----
10:00				12 KYOYA K Player IN <<----
10:00				10 SUZUKI A Player IN <<----
10:00				11 FUJII S Player IN <<----
10:00				13 FUJIMOTO R Player IN <<----
09:54	Tap off situation, throw-in			
09:44	7 NORRIS S 2 Pts paint missed (2 Out)			
09:44	4 EVESON J Offensive Rebound			
09:44	4 EVESON J 2-Pts paint made (2 In)	23-15	+8	
09:44				10 SUZUKI A Personal foul
09:44	4 EVESON J Foul On			
09:42	4 EVESON J Free Throw made (1 In)	24-15	+9	
09:22				10 SUZUKI A 2 Pts paint missed (2 Out)
09:21	4 EVESON J Defensive Rebound			
09:09	4 EVESON J 2-Pts paint made (2 In)	26-15	+11	
08:45				13 FUJIMOTO R 2 Pts paint missed (2 Out)
08:43	4 EVESON J Defensive Rebound			
08:36	5 SACHS T Turnover			
08:36				13 FUJIMOTO R Player OUT ---->>
08:36				14 OSHIMA T Player IN <<----
08:36				9 KOZAI H Player OUT ---->>
08:36				6 MIYAJIMA T Player IN <<----
08:14				11 FUJII S 3-Pts missed (3 Out)
08:13				10 SUZUKI A Offensive Rebound
08:09				10 SUZUKI A 2 Pts paint missed (2 Out)
08:07				14 OSHIMA T Offensive Rebound
08:05				14 OSHIMA T Turnover
08:05	8 HARTNETT M Steal			
07:53	4 EVESON J 2 Pts paint missed (2 Out)			
07:51	4 EVESON J Offensive Rebound			
07:51	4 EVESON J 2-Pts paint made (2 In)	28-15	+13	
07:29		28-17	+11	6 MIYAJIMA T 2-Pts paint made (2 In)
07:29				14 OSHIMA T Assist
07:29	4 EVESON J Player OUT ---->>			
07:29	8 HARTNETT M Player OUT ---->>			
07:29	11 SIMMONS T Player IN <<----			
07:29	15 NESS B Player IN <<----			





## PLAY BY PLAY

文字比分播报

AUS 38 vs 30 JPN

Attendance: 12000

Game Time	AUS - Australia	Score	Lead	JPN - Japan
06:59	7 NORRIS S 3-Pts missed (3 Out)			
06:59				Defensive Rebound
06:45		28-19	+9	10 SUZUKI A 2-Pts made (2 In)
06:25	15 NESS B 2-Pts paint made (2 In)	30-19	+11	
06:22	7 NORRIS S Assist			
05:59				14 OSHIMA T 2-Pts missed (2 out)
05:58	11 SIMMONS T Defensive Rebound			
05:55				11 FUJII S Personal foul
05:55	15 NESS B Foul On			
05:55	5 SACHS T Player OUT ---->>			
05:55	9 KNOWLES T Player IN <<----			
05:40	9 KNOWLES T 2-Pts paint made (2 In)	32-19	+13	
05:40				Time out
05:16				10 SUZUKI A 2-Pts missed (2 out)
05:13	15 NESS B Defensive Rebound			
05:10	9 KNOWLES T Turnover			
05:10				6 MIYAJIMA T Steal
05:01	15 NESS B Defensive Rebound			
04:58				12 KYOYA K 2 Pts paint missed (2 Out)
04:53	9 KNOWLES T 2 Pts paint missed (2 Out)			
04:52				10 SUZUKI A Defensive Rebound
04:39		32-21	+11	10 SUZUKI A 2-Pts paint made (2 In)
04:32				11 FUJII S Assist
04:18				12 KYOYA K Personal foul
04:18	9 KNOWLES T Foul On			
04:18				6 MIYAJIMA T Player OUT ---->>
04:18				10 SUZUKI A Player OUT ---->>
04:18				8 KORETOMO K Player IN <<----
04:18				13 FUJIMOTO R Player IN <<----
04:18	14 DOWLER B Player OUT ---->>			
04:18	8 HARTNETT M Player IN <<----			
03:55	9 KNOWLES T 3-Pts missed (3 Out)			
03:53				13 FUJIMOTO R Defensive Rebound
03:50		32-23	+9	14 OSHIMA T 2-Pts paint made (2 In)
03:49				14 OSHIMA T Fast Break
03:48				13 FUJIMOTO R Assist
03:23	15 NESS B 2 Pts paint missed (2 Out)			
03:20	15 NESS B Offensive Rebound			
03:20	15 NESS B 2-Pts paint made (2 In)	34-23	+11	
03:09		34-25	+9	8 KORETOMO K 2-Pts paint made (2 In)
02:43	7 NORRIS S 2 Pts paint missed (2 Out)			
02:41				14 OSHIMA T Defensive Rebound



## PLAY BY PLAY

文字比分播报

AUS 38 vs 30 JPN

Attendance: 12000

Game Time	AUS - Australia	Score	Lead	JPN - Japan
02:20				12 KYOYA K 2-Pts missed (2 out)
02:19	9 KNOWLES T Defensive Rebound			
02:03	9 KNOWLES T 2 Pts paint missed (2 Out)			
02:03				13 FUJIMOTO R Defensive Rebound
02:03	Time out			
02:03	7 NORRIS S Player OUT ---->>			
02:03	4 EVESON J Player IN <<----			
02:03	9 KNOWLES T Player OUT ---->>			
02:03	10 KING A Player IN <<----			
02:03	11 SIMMONS T Player OUT ---->>			
02:03	12 MIZENS G Player IN <<----			
01:57	12 MIZENS G Personal foul			
01:57				8 KORETOMO K Foul On
01:57		34-26	+8	8 KORETOMO K Free Throw made (1 In)
01:57		34-27	+7	8 KORETOMO K Free Throw made (1 In)
01:32	10 KING A 2 Pts paint missed (2 Out)			
01:31	10 KING A Offensive Rebound			
01:29	4 EVESON J 2-Pts paint made (2 In)	36-27	+9	
01:28	10 KING A Assist			
01:23		36-29	+7	8 KORETOMO K 2-Pts paint made (2 In)
01:23	10 KING A Personal foul			
01:23				8 KORETOMO K Foul On
01:23		36-30	+6	8 KORETOMO K Free Throw made (1 In)
01:13	10 KING A Turnover			
01:13				13 FUJIMOTO R Steal
01:13				Turnover
00:49				Time out
00:32	15 NESS B 2-Pts paint made (2 In)	38-30	+8	
00:30	10 KING A Assist			
00:07				8 KORETOMO K Offensive foul
00:07				8 KORETOMO K Turnover
00:07	12 MIZENS G Foul On			
00:07	12 MIZENS G Steal			
00:01	15 NESS B 3-Pts missed (3 Out)			



## PLAY BY PLAY

文字比分播报

**AUS 72 vs 52 JPN**

**Attendance: 12000**

Scoring by 5 min intervals:		Q1		Q2		Q3		Q4	
AUS		8	21	32	38	46	57	62	72
JPN		8	15	19	30	36	43	50	52

### FIRST QUARTER

#### Quarter Starters:

**AUS** 4 EVESON J      7 NORRIS S      8 HARTNETT M      14 DOWLER B      15 NESS B  
**JPN** 9 KOZAI H      10 SUZUKI A      11 FUJII S      12 KYOYA K      13 FUJIMOTO R

Game Time	AUS - Australia	Score	Lead	JPN - Japan
10:00	4 EVESON J Player IN <<----			
10:00	7 NORRIS S Player IN <<----			
10:00	8 HARTNETT M Player IN <<----			
10:00	14 DOWLER B Player IN <<----			
10:00	15 NESS B Player IN <<----			
10:00				9 KOZAI H Player IN <<----
10:00				10 SUZUKI A Player IN <<----
10:00				11 FUJII S Player IN <<----
10:00				12 KYOYA K Player IN <<----
10:00				13 FUJIMOTO R Player IN <<----
10:00	15 NESS B Tap off lost			13 FUJIMOTO R Tap off won
09:35		0-2	-2	9 KOZAI H 2-Pts made (2 In)
09:34				10 SUZUKI A Assist
09:16	4 EVESON J 2 Pts paint missed (2 Out)			
09:14				10 SUZUKI A Defensive Rebound
08:52				9 KOZAI H 2-Pts missed (2 out)
08:50	7 NORRIS S Defensive Rebound			
08:42				12 KYOYA K Personal foul
08:42	4 EVESON J Foul On			
08:42	4 EVESON J Free Throw made (1 In)	1-2	-1	
08:42	4 EVESON J Free Throw made (1 In)	2-2	0	
08:29		2-4	-2	12 KYOYA K 2-Pts made (2 In)
08:14				13 FUJIMOTO R Personal foul
08:14	7 NORRIS S Foul On			
08:01	15 NESS B 2 Pts paint missed (2 Out)			
08:00				10 SUZUKI A Defensive Rebound
07:55		2-6	-4	13 FUJIMOTO R 2-Pts paint made (2 In)
07:55				10 SUZUKI A Assist
07:42				13 FUJIMOTO R Personal foul
07:42	7 NORRIS S Foul On			
07:42	7 NORRIS S Free Throw made (1 In)	3-6	-3	
07:42	7 NORRIS S Free Throw made (1 In)	4-6	-2	
07:42				10 SUZUKI A Player OUT ---->>
07:42				13 FUJIMOTO R Player OUT ---->>



## PLAY BY PLAY

文字比分播报

AUS 72 vs 52 JPN

Attendance: 12000

Game Time	AUS - Australia	Score	Lead	JPN - Japan
07:42				6 MIYAJIMA T Player IN <<----
07:42				14 OSHIMA T Player IN <<----
07:26	15 NESS B Steal			
07:26				12 KYOYA K Turnover
07:01	8 HARTNETT M 2-Pts paint made (2 In)	6-6	0	
07:00	15 NESS B Assist			
06:47				9 KOZAI H 2-Pts missed (2 out)
06:45	15 NESS B Defensive Rebound			
06:36	15 NESS B 2-Pts paint made (2 In)	8-6	+2	
06:10				6 MIYAJIMA T 2 Pts paint missed (2 Out)
06:08				6 MIYAJIMA T Offensive Rebound
06:08		8-8	0	6 MIYAJIMA T 2-Pts paint made (2 In)
05:51	7 NORRIS S 2-Pts missed (2 out)			
05:47				6 MIYAJIMA T Defensive Rebound
05:45				12 KYOYA K 2-Pts missed (2 out)
05:45	4 EVESON J Defensive Rebound			
05:40				14 OSHIMA T Personal foul
05:40	14 DOWLER B Foul On			
05:21	8 HARTNETT M 2-Pts missed (2 out)			
05:19				14 OSHIMA T Defensive Rebound
05:11				6 MIYAJIMA T 2-Pts missed (2 out)
05:09	15 NESS B Defensive Rebound			
04:50	7 NORRIS S 2-Pts paint made (2 In)	10-8	+2	
04:50	15 NESS B Assist			
04:26		10-10	0	12 KYOYA K 2-Pts made (2 In)
04:22				9 KOZAI H Assist
04:17	15 NESS B 2-Pts paint made (2 In)	12-10	+2	
04:16	7 NORRIS S Assist			
04:00				14 OSHIMA T 2 Pts paint missed (2 Out)
04:00	15 NESS B Defensive Rebound			
03:56	4 EVESON J Offensive foul			
03:56	4 EVESON J Turnover			
03:56				11 FUJII S Foul On
03:56				11 FUJII S Steal
03:56	15 NESS B Player OUT ---->>			
03:56	5 SACHS T Player IN <<----			
03:28				14 OSHIMA T 3-Pts missed (3 Out)
03:26	4 EVESON J Defensive Rebound			
03:18				11 FUJII S Personal foul
03:18	5 SACHS T Foul On			
03:18	5 SACHS T Free Throw made (1 In)	13-10	+3	
03:18	5 SACHS T Free Throw made (1 In)	14-10	+4	



## PLAY BY PLAY

文字比分播报

AUS 72 vs 52 JPN

Attendance: 12000

Game Time	AUS - Australia	Score	Lead	JPN - Japan
03:02	4 EVESON J Steal			
03:02				12 KYOYA K Turnover
03:00				14 OSHIMA T Unsportmanlike foul
03:00	5 SACHS T Foul On			
03:00	5 SACHS T Free Throw missed (1 Out)			
03:00	5 SACHS T Free Throw made (1 In)	15-10	+5	
02:43	5 SACHS T 2-Pts paint made (2 In)	17-10	+7	
02:23				11 FUJII S 2 Pts paint missed (2 Out)
02:23				6 MIYAJIMA T Offensive Rebound
02:23		17-12	+5	6 MIYAJIMA T 2-Pts paint made (2 In)
02:23	7 NORRIS S Personal foul			
02:23				6 MIYAJIMA T Foul On
02:21				6 MIYAJIMA T Free Throw missed (1 Out)
02:16	4 EVESON J Defensive Rebound			
02:07	7 NORRIS S 2-Pts paint made (2 In)	19-12	+7	
02:05	5 SACHS T Assist			
01:43				9 KOZAI H 2 Pts paint missed (2 Out)
01:41	5 SACHS T Defensive Rebound			
01:31	7 NORRIS S 2 Pts paint missed (2 Out)			
01:30				9 KOZAI H Defensive Rebound
01:23	5 SACHS T Personal foul			
01:23				6 MIYAJIMA T Foul On
01:23				14 OSHIMA T Player OUT ---->>
01:23				5 MORI N Player IN <<----
01:23				5 MORI N Player OUT ---->>
01:23				6 MIYAJIMA T Player OUT ---->>
01:23				10 SUZUKI A Player IN <<----
01:23				13 FUJIMOTO R Player IN <<----
01:11				9 KOZAI H 2-Pts missed (2 out)
01:09	7 NORRIS S Defensive Rebound			
00:58	5 SACHS T 2 Pts paint missed (2 Out)			
00:58	5 SACHS T Offensive Rebound			
00:58	5 SACHS T 2-Pts paint made (2 In)	21-12	+9	
00:39		21-15	+6	12 KYOYA K 3-Pts made (3 In)
00:28	5 SACHS T 2 Pts paint missed (2 Out)			
00:28				9 KOZAI H Defensive Rebound
00:07				12 KYOYA K Turnover
00:01	7 NORRIS S 3-Pts missed (3 Out)			

## SECOND QUARTER

### Quarter Starters:

AUS 4 EVESON J	5 SACHS T	7 NORRIS S	8 HARTNETT M	14 DOWLER B
JPN 9 KOZAI H	12 KYOYA K	10 SUZUKI A	11 FUJII S	13 FUJIMOTO R



## PLAY BY PLAY

文字比分播报

AUS 72 vs 52 JPN

Attendance: 12000

Game Time	AUS - Australia	Score	Lead	JPN - Japan
10:00	4 EVESON J Player IN <<----			
10:00	5 SACHS T Player IN <<----			
10:00	7 NORRIS S Player IN <<----			
10:00	8 HARTNETT M Player IN <<----			
10:00	14 DOWLER B Player IN <<----			
10:00				9 KOZAI H Player IN <<----
10:00				12 KYOYA K Player IN <<----
10:00				10 SUZUKI A Player IN <<----
10:00				11 FUJII S Player IN <<----
10:00				13 FUJIMOTO R Player IN <<----
09:54	Tap off situation, throw-in			
09:44	7 NORRIS S 2 Pts paint missed (2 Out)			
09:44	4 EVESON J Offensive Rebound			
09:44	4 EVESON J 2-Pts paint made (2 In)	23-15	+8	
09:44				10 SUZUKI A Personal foul
09:44	4 EVESON J Foul On			
09:42	4 EVESON J Free Throw made (1 In)	24-15	+9	
09:22				10 SUZUKI A 2 Pts paint missed (2 Out)
09:21	4 EVESON J Defensive Rebound			
09:09	4 EVESON J 2-Pts paint made (2 In)	26-15	+11	
08:45				13 FUJIMOTO R 2 Pts paint missed (2 Out)
08:43	4 EVESON J Defensive Rebound			
08:36	5 SACHS T Turnover			
08:36				13 FUJIMOTO R Player OUT ---->>
08:36				14 OSHIMA T Player IN <<----
08:36				9 KOZAI H Player OUT ---->>
08:36				6 MIYAJIMA T Player IN <<----
08:14				11 FUJII S 3-Pts missed (3 Out)
08:13				10 SUZUKI A Offensive Rebound
08:09				10 SUZUKI A 2 Pts paint missed (2 Out)
08:07				14 OSHIMA T Offensive Rebound
08:05				14 OSHIMA T Turnover
08:05	8 HARTNETT M Steal			
07:53	4 EVESON J 2 Pts paint missed (2 Out)			
07:51	4 EVESON J Offensive Rebound			
07:51	4 EVESON J 2-Pts paint made (2 In)	28-15	+13	
07:29		28-17	+11	6 MIYAJIMA T 2-Pts paint made (2 In)
07:29				14 OSHIMA T Assist
07:29	4 EVESON J Player OUT ---->>			
07:29	8 HARTNETT M Player OUT ---->>			
07:29	11 SIMMONS T Player IN <<----			
07:29	15 NESS B Player IN <<----			



## PLAY BY PLAY

文字比分播报

AUS 72 vs 52 JPN

Attendance: 12000

Game Time	AUS - Australia	Score	Lead	JPN - Japan
06:59	7 NORRIS S 3-Pts missed (3 Out)			
06:59				Defensive Rebound
06:45		28-19	+9	10 SUZUKI A 2-Pts made (2 In)
06:25	15 NESS B 2-Pts paint made (2 In)	30-19	+11	
06:22	7 NORRIS S Assist			
05:59				14 OSHIMA T 2-Pts missed (2 out)
05:58	11 SIMMONS T Defensive Rebound			
05:55				11 FUJII S Personal foul
05:55	15 NESS B Foul On			
05:55	5 SACHS T Player OUT ---->>			
05:55	9 KNOWLES T Player IN <<----			
05:40	9 KNOWLES T 2-Pts paint made (2 In)	32-19	+13	
05:40				Time out
05:16				10 SUZUKI A 2-Pts missed (2 out)
05:13	15 NESS B Defensive Rebound			
05:10	9 KNOWLES T Turnover			
05:10				6 MIYAJIMA T Steal
05:01	15 NESS B Defensive Rebound			
04:58				12 KYOYA K 2 Pts paint missed (2 Out)
04:53	9 KNOWLES T 2 Pts paint missed (2 Out)			
04:52				10 SUZUKI A Defensive Rebound
04:39		32-21	+11	10 SUZUKI A 2-Pts paint made (2 In)
04:32				11 FUJII S Assist
04:18				12 KYOYA K Personal foul
04:18	9 KNOWLES T Foul On			
04:18				6 MIYAJIMA T Player OUT ---->>
04:18				10 SUZUKI A Player OUT ---->>
04:18				8 KORETOMO K Player IN <<----
04:18				13 FUJIMOTO R Player IN <<----
04:18	14 DOWLER B Player OUT ---->>			
04:18	8 HARTNETT M Player IN <<----			
03:55	9 KNOWLES T 3-Pts missed (3 Out)			
03:53				13 FUJIMOTO R Defensive Rebound
03:50		32-23	+9	14 OSHIMA T 2-Pts paint made (2 In)
03:49				14 OSHIMA T Fast Break
03:48				13 FUJIMOTO R Assist
03:23	15 NESS B 2 Pts paint missed (2 Out)			
03:20	15 NESS B Offensive Rebound			
03:20	15 NESS B 2-Pts paint made (2 In)	34-23	+11	
03:09		34-25	+9	8 KORETOMO K 2-Pts paint made (2 In)
02:43	7 NORRIS S 2 Pts paint missed (2 Out)			
02:41				14 OSHIMA T Defensive Rebound



## PLAY BY PLAY

文字比分播报

AUS 72 vs 52 JPN

Attendance: 12000

Game Time	AUS - Australia	Score	Lead	JPN - Japan
02:20				12 KYOYA K 2-Pts missed (2 out)
02:19	9 KNOWLES T Defensive Rebound			
02:03	9 KNOWLES T 2 Pts paint missed (2 Out)			
02:03				13 FUJIMOTO R Defensive Rebound
02:03	Time out			
02:03	7 NORRIS S Player OUT ---->>			
02:03	4 EVESON J Player IN <<----			
02:03	9 KNOWLES T Player OUT ---->>			
02:03	10 KING A Player IN <<----			
02:03	11 SIMMONS T Player OUT ---->>			
02:03	12 MIZENS G Player IN <<----			
01:57	12 MIZENS G Personal foul			
01:57				8 KORETOMO K Foul On
01:57		34-26	+8	8 KORETOMO K Free Throw made (1 In)
01:57		34-27	+7	8 KORETOMO K Free Throw made (1 In)
01:32	10 KING A 2 Pts paint missed (2 Out)			
01:31	10 KING A Offensive Rebound			
01:29	4 EVESON J 2-Pts paint made (2 In)	36-27	+9	
01:28	10 KING A Assist			
01:23		36-29	+7	8 KORETOMO K 2-Pts paint made (2 In)
01:23	10 KING A Personal foul			
01:23				8 KORETOMO K Foul On
01:23		36-30	+6	8 KORETOMO K Free Throw made (1 In)
01:13	10 KING A Turnover			
01:13				13 FUJIMOTO R Steal
01:13				Turnover
00:49				Time out
00:32	15 NESS B 2-Pts paint made (2 In)	38-30	+8	
00:30	10 KING A Assist			
00:07				8 KORETOMO K Offensive foul
00:07				8 KORETOMO K Turnover
00:07	12 MIZENS G Foul On			
00:07	12 MIZENS G Steal			
00:01	15 NESS B 3-Pts missed (3 Out)			

### THIRD QUARTER

#### Quarter Starters:

AUS 4 EVESON J                      7 NORRIS S                      8 HARTNETT M                      15 NESS B                      14 DOWLER B  
JPN 10 SUZUKI A                      11 FUJII S                      12 KYOYA K                      13 FUJIMOTO R                      9 KOZAI H

Game Time	AUS - Australia	Score	Lead	JPN - Japan
10:00	4 EVESON J Player IN <<----			
10:00	7 NORRIS S Player IN <<----			





## PLAY BY PLAY

文字比分播报

AUS 72 vs 52 JPN

Attendance: 12000

Game Time	AUS - Australia	Score	Lead	JPN - Japan
10:00	8 HARTNETT M Player IN <<----			
10:00	15 NESS B Player IN <<----			
10:00	14 DOWLER B Player IN <<----			
10:00				10 SUZUKI A Player IN <<----
10:00				11 FUJII S Player IN <<----
10:00				12 KYOYA K Player IN <<----
10:00				13 FUJIMOTO R Player IN <<----
10:00				9 KOZAI H Player IN <<----
09:59				Tap off situation, throw-in
09:49	4 EVESON J Personal foul			
09:49				9 KOZAI H Foul On
09:37				13 FUJIMOTO R 2-Pts missed (2 out)
09:35	15 NESS B Defensive Rebound			
09:34				12 KYOYA K Personal foul
09:34	14 DOWLER B Foul On			
09:17	15 NESS B 2-Pts missed (2 out)			
09:15				12 KYOYA K Defensive Rebound
09:00				13 FUJIMOTO R Turnover
09:00	15 NESS B Steal			
08:52	7 NORRIS S Fast Break			
08:51	7 NORRIS S 2-Pts paint made (2 In)	40-30	+10	
08:48				13 FUJIMOTO R Turnover
08:36	7 NORRIS S 2-Pts made (2 In)	42-30	+12	
08:11				12 KYOYA K 2-Pts missed (2 out)
08:10	15 NESS B Defensive Rebound			
07:47				13 FUJIMOTO R Steal
07:47	4 EVESON J Turnover			
07:32		42-32	+10	10 SUZUKI A 2-Pts paint made (2 In)
07:31				9 KOZAI H Assist
07:19				13 FUJIMOTO R Personal foul
07:19	15 NESS B Foul On			
07:19				9 KOZAI H Player OUT ---->>
07:19				10 SUZUKI A Player OUT ---->>
07:19				8 KORETOMO K Player IN <<----
07:19				14 OSHIMA T Player IN <<----
06:59	7 NORRIS S 2 Pts paint missed (2 Out)			
06:58				12 KYOYA K Defensive Rebound
06:34				11 FUJII S 2 Pts paint missed (2 Out)
06:31				11 FUJII S Offensive Rebound
06:31				11 FUJII S Assist
06:31		42-34	+8	13 FUJIMOTO R 2-Pts paint made (2 In)
06:18	7 NORRIS S 2-Pts paint made (2 In)	44-34	+10	



## PLAY BY PLAY

文字比分播报

AUS 72 vs 52 JPN

Attendance: 12000

Game Time	AUS - Australia	Score	Lead	JPN - Japan
05:54				14 OSHIMA T 2 Pts paint missed (2 Out)
05:52				13 FUJIMOTO R Offensive Rebound
05:52		44-36	+8	13 FUJIMOTO R 2-Pts paint made (2 In)
05:34	4 EVESON J 2 Pts paint missed (2 Out)			
05:33	4 EVESON J Offensive Rebound			
05:33	4 EVESON J 2-Pts paint made (2 In)	46-36	+10	
05:23	4 EVESON J Personal foul			
05:23				12 KYOYA K Foul On
05:23	4 EVESON J Player OUT ---->>			
05:23	5 SACHS T Player IN <<----			
05:13				13 FUJIMOTO R 2-Pts missed (2 out)
05:12	5 SACHS T Defensive Rebound			
05:04	7 NORRIS S 2 Pts paint missed (2 Out)			
05:03				11 FUJII S Defensive Rebound
04:57	5 SACHS T Personal foul			
04:57				14 OSHIMA T Foul On
04:51	7 NORRIS S Steal			
04:51				8 KORETOMO K Turnover
04:44	5 SACHS T 2 Pts paint missed (2 Out)			
04:44				13 FUJIMOTO R Defensive Rebound
04:44	5 SACHS T Personal foul			
04:44				13 FUJIMOTO R Foul On
04:26				13 FUJIMOTO R Turnover
04:09	15 NESS B 2-Pts paint made (2 In)	48-36	+12	
04:05	8 HARTNETT M Assist			
03:42				8 KORETOMO K Offensive foul
03:42				8 KORETOMO K Turnover
03:42	5 SACHS T Foul On			
03:42	5 SACHS T Steal			
03:16	7 NORRIS S 2 Pts paint missed (2 Out)			
03:14				14 OSHIMA T Defensive Rebound
03:04				8 KORETOMO K 2-Pts missed (2 out)
03:02	15 NESS B Defensive Rebound			
02:44	5 SACHS T 2-Pts missed (2 out)			
02:43				8 KORETOMO K Defensive Rebound
02:29		48-38	+10	12 KYOYA K 2-Pts made (2 In)
02:07				12 KYOYA K Personal foul
02:07	7 NORRIS S Foul On			
02:07				8 KORETOMO K Player OUT ---->>
02:07				8 KORETOMO K Player IN <<----
02:07				Time out
02:07				8 KORETOMO K Player OUT ---->>



## PLAY BY PLAY

文字比分播报

AUS 72 vs 52 JPN

Attendance: 12000

Game Time	AUS - Australia	Score	Lead	JPN - Japan
02:07				6 MIYAJIMA T Player IN <<----
02:07				12 KYOYA K Player OUT ---->>
02:07				13 FUJIMOTO R Player OUT ---->>
02:07				7 SATO S Player IN <<----
02:07				9 KOZAI H Player IN <<----
02:07	7 NORRIS S Free Throw made (1 In)	49-38	+11	
02:07	7 NORRIS S Free Throw missed (1 Out)			
02:04	15 NESS B Offensive Rebound			
02:04	15 NESS B 2 Pts paint missed (2 Out)			
02:04	15 NESS B Offensive Rebound			
02:04	15 NESS B Foul On			
02:04				14 OSHIMA T Personal foul
02:04	15 NESS B Free Throw made (1 In)	50-38	+12	
02:04	15 NESS B Free Throw made (1 In)	51-38	+13	
02:04	14 DOWLER B Player OUT ---->>			
02:04	13 ALCOTT D Player IN <<----			
01:39		51-40	+11	6 MIYAJIMA T 2-Pts paint made (2 In)
01:35				9 KOZAI H Assist
01:16	13 ALCOTT D 2-Pts paint made (2 In)	53-40	+13	
01:13	5 SACHS T Assist			
00:56				6 MIYAJIMA T Turnover
00:56	8 HARTNETT M Steal			
00:54				7 SATO S Personal foul
00:54	15 NESS B Foul On			
00:54				9 KOZAI H Player OUT ---->>
00:54				11 FUJII S Player OUT ---->>
00:54				14 OSHIMA T Player OUT ---->>
00:54				5 MORI N Player IN <<----
00:54				8 KORETOMO K Player IN <<----
00:54				10 SUZUKI A Player IN <<----
00:54	15 NESS B Free Throw made (1 In)	54-40	+14	
00:54	15 NESS B Free Throw made (1 In)	55-40	+15	
00:37		55-42	+13	5 MORI N 2-Pts made (2 In)
00:29	7 NORRIS S Fast Break			
00:28	7 NORRIS S 2-Pts paint made (2 In)	57-42	+15	
00:19	5 SACHS T Unsportmanlike foul			
00:19				6 MIYAJIMA T Foul On
00:19				6 MIYAJIMA T Free Throw missed (1 Out)
00:19		57-43	+14	6 MIYAJIMA T Free Throw made (1 In)
00:10				6 MIYAJIMA T 2 Pts paint missed (2 Out)
00:08				5 MORI N Offensive Rebound
00:08				5 MORI N 2 Pts paint missed (2 Out)



## PLAY BY PLAY

文字比分播报

AUS 72 vs 52 JPN

Attendance: 12000

Game Time	AUS - Australia	Score	Lead	JPN - Japan
00:08				6 MIYAJIMA T Offensive Rebound
00:06	15 NESS B Personal foul			
00:06				6 MIYAJIMA T Foul On
00:03				6 MIYAJIMA T Free Throw missed (1 Out)
00:02				6 MIYAJIMA T Free Throw missed (1 Out)

## FOURTH QUARTER

### Quarter Starters:

AUS

JPN

Game Time	AUS - Australia	Score	Lead	JPN - Japan
10:00				9 KOZAI H Player IN <<----
10:00				10 SUZUKI A Player IN <<----
10:00				11 FUJII S Player IN <<----
10:00				12 KYOYA K Player IN <<----
10:00				13 FUJIMOTO R Player IN <<----
10:00	6 STIBNERS B Player IN <<----			
10:00	7 NORRIS S Player IN <<----			
10:00	9 KNOWLES T Player IN <<----			
10:00	12 MIZENS G Player IN <<----			
10:00	14 DOWLER B Player IN <<----			
09:56	Tap off situation, throw-in			
09:44	7 NORRIS S 2-Pts missed (2 out)			
09:43				11 FUJII S Defensive Rebound
09:43	6 STIBNERS B Personal foul			
09:43				10 SUZUKI A Foul On
09:29	7 NORRIS S Personal foul			
09:29				9 KOZAI H Foul On
09:22				11 FUJII S Turnover
08:57	7 NORRIS S 2-Pts missed (2 out)			
08:55				13 FUJIMOTO R Defensive Rebound
08:43		57-46	+11	9 KOZAI H 3-Pts made (3 In)
08:29	9 KNOWLES T 3-Pts missed (3 Out)			
08:27				11 FUJII S Defensive Rebound
08:07		57-48	+9	13 FUJIMOTO R 2-Pts paint made (2 In)
07:36	9 KNOWLES T 2 Pts paint missed (2 Out)			
07:34				11 FUJII S Defensive Rebound
07:21				9 KOZAI H 2-Pts missed (2 out)
07:19	6 STIBNERS B Defensive Rebound			
07:18				10 SUZUKI A Personal foul
07:18	7 NORRIS S Foul On			
07:18	Time out			



## PLAY BY PLAY

文字比分播报

AUS 72 vs 52 JPN

Attendance: 12000

Game Time	AUS - Australia	Score	Lead	JPN - Japan
07:04	9 KNOWLES T 2-Pts made (2 In)	59-48	+11	
06:40		59-50	+9	10 SUZUKI A 2-Pts paint made (2 In)
06:39				12 KYOYA K Assist
06:19	9 KNOWLES T 2-Pts missed (2 out)			
06:15				10 SUZUKI A Defensive Rebound
06:06				9 KOZAI H 3-Pts missed (3 Out)
06:05	7 NORRIS S Defensive Rebound			
05:58	6 STIBNERS B 2-Pts paint made (2 In)	61-50	+11	
05:58	9 KNOWLES T Assist			
05:58				10 SUZUKI A Personal foul
05:58	6 STIBNERS B Foul On			
05:58	6 STIBNERS B Free Throw made (1 In)	62-50	+12	
05:58	6 STIBNERS B Player OUT ---->>			
05:58	9 KNOWLES T Player OUT ---->>			
05:58	12 MIZENS G Player OUT ---->>			
05:58	4 EVESON J Player IN <<----			
05:58	8 HARTNETT M Player IN <<----			
05:58	15 NESS B Player IN <<----			
05:32				9 KOZAI H 2 Pts paint missed (2 Out)
05:31	4 EVESON J Defensive Rebound			
05:31				13 FUJIMOTO R Personal foul
05:31	7 NORRIS S Foul On			
05:11	4 EVESON J 2-Pts missed (2 out)			
05:09				10 SUZUKI A Defensive Rebound
04:52	7 NORRIS S Steal			
04:52				10 SUZUKI A Turnover
04:45	4 EVESON J 2-Pts paint made (2 In)	64-50	+14	
04:45	7 NORRIS S Assist			
04:45	4 EVESON J Fast Break			
04:45				Time out
04:29				10 SUZUKI A Player OUT ---->>
04:29				13 FUJIMOTO R Player OUT ---->>
04:29				6 MIYAJIMA T Player IN <<----
04:29				14 OSHIMA T Player IN <<----
04:18				9 KOZAI H 3-Pts missed (3 Out)
04:16	15 NESS B Defensive Rebound			
03:55	15 NESS B 2-Pts paint made (2 In)	66-50	+16	
03:53	7 NORRIS S Assist			
03:47	8 HARTNETT M Personal foul			
03:47				6 MIYAJIMA T Foul On
03:37				6 MIYAJIMA T Turnover
03:37	14 DOWLER B Player OUT ---->>			



## PLAY BY PLAY

文字比分播报

AUS 72 vs 52 JPN

Attendance: 12000

Game Time	AUS - Australia	Score	Lead	JPN - Japan
03:37	13 ALCOTT D Player IN <<----			
03:15	13 ALCOTT D 3-Pts missed (3 Out)			
03:14				12 KYOYA K Defensive Rebound
03:11	15 NESS B Personal foul			
03:11				6 MIYAJIMA T Foul On
03:11				12 KYOYA K Player OUT ---->>
03:11				14 OSHIMA T Player OUT ---->>
03:11				6 MIYAJIMA T Player OUT ---->>
03:11				4 MIURA F Player IN <<----
03:11				5 MORI N Player IN <<----
03:11				13 FUJIMOTO R Player IN <<----
02:58				4 MIURA F 3-Pts missed (3 Out)
02:56	4 EVESON J Defensive Rebound			
02:46	4 EVESON J Turnover			
02:46				13 FUJIMOTO R Steal
02:41				13 FUJIMOTO R Player OUT ---->>
02:41				15 MAEDA K Player IN <<----
02:28	4 EVESON J Steal			
02:28				5 MORI N Turnover
02:28				9 KOZAI H Personal foul
02:28	4 EVESON J Foul On			
02:11	8 HARTNETT M 2 Pts paint missed (2 Out)			
02:09	15 NESS B Offensive Rebound			
02:09	8 HARTNETT M 2-Pts paint made (2 In)	68-50	+18	
02:09	4 EVESON J Assist			
01:59				9 KOZAI H 3-Pts missed (3 Out)
01:59				Offensive Rebound
01:53	4 EVESON J Steal			
01:53				5 MORI N Turnover
01:53				11 FUJII S Personal foul
01:53	4 EVESON J Foul On			
01:53	8 HARTNETT M Player OUT ---->>			
01:53	7 NORRIS S Player OUT ---->>			
01:53	10 KING A Player IN <<----			
01:53	12 MIZENS G Player IN <<----			
01:53	4 EVESON J Free Throw made (1 In)	69-50	+19	
01:53	4 EVESON J Free Throw made (1 In)	70-50	+20	
01:38				5 MORI N 2-Pts missed (2 out)
01:37	4 EVESON J Defensive Rebound			
01:36	4 EVESON J Turnover			
01:36				5 MORI N Steal
01:36				5 MORI N Turnover



## PLAY BY PLAY

文字比分播报

**AUS 72 vs 52 JPN**

**Attendance: 12000**

Game Time	AUS - Australia	Score	Lead	JPN - Japan
01:36	15 NESS B Steal			
01:24				4 MIURA F Personal foul
01:24	15 NESS B Foul On			
01:24	15 NESS B Free Throw missed (1 Out)			
01:24	15 NESS B Free Throw missed (1 Out)			
01:17				4 MIURA F Defensive Rebound
01:10				11 FUJII S 2-Pts missed (2 out)
01:07	15 NESS B Defensive Rebound			
01:05	13 ALCOTT D 2-Pts paint made (2 In)	72-50	+22	
01:05	13 ALCOTT D Fast Break			
01:02	10 KING A Assist			
00:46				9 KOZAI H 2-Pts missed (2 out)
00:41				11 FUJII S Offensive Rebound
00:38				15 MAEDA K 2-Pts missed (2 out)
00:34	10 KING A Defensive Rebound			
00:17	Turnover			
00:17				Time out
00:05		72-52	+20	15 MAEDA K 2-Pts paint made (2 In)
00:05				4 MIURA F Assist



## RESULTS

比赛成绩

### AUS 38 vs 30 JPN

Attendance: 12000

Referee: WALLAART Edwin Frank (NED)

Commissioner: de KNOCK Luc D H M (BEL)

Umpires: GIORDANO Sergio (CAN); SAUNDERS Charles David (RSA)

Classifier: MACKAY Kenneth (GBR)

		Q1		Q2	
Scoring by 5 min intervals:	AUS	8	21	32	38
	JPN	8	15	19	30

#### AUS - AUSTRALIA

No.	Name	Sport Class	MIN	Field Goals		2 Points		3 Points		Free Throws		Rebounds			AS	TO	ST	BS	PF	FO	PTS	
				M/A	%	M/A	%	M/A	%	M/A	%	OR	DR	TOT								
*4	EVESON Justin	4.5	14:34	4/6	67	4/6	67			3/3	100	2	5	7		1	1		1	2	11	
*7	NORRIS Shaun	3.0	17:57	2/8	25	2/6	33	0/2	0	2/2	100		2	2	2				1	2	6	
*8	HARTNETT Michael	1.0	16:49	1/2	50	1/2	50										1				2	
*14	DOWLER Brendan	1.0	15:42																		0	
*15	NESS Brad (C)	4.5	13:33	5/8	63	5/7	71	0/1	0			1	5	6	2		1			1	10	
5	SACHS Troy	4.5	08:01	2/4	50	2/4	50			3/4	75	1	1	2	1	1			1	2	7	
6	STIBNERS Brett	4.0	00:00																		0	
9	KNOWLES Tristan	4.0	03:52	1/4	25	1/3	33	0/1	0				1	1			1			1	2	
10	KING Adrian	2.0	02:03	0/1	0	0/1	0						1	1	1	2	1			1	0	
11	SIMMONS Tige	1.0	05:26										1	1							0	
12	MIZENS Grant	2.0	02:03														1		1	1	0	
13	ALCOTT Dylan	1.0	00:00																		0	
Team/Coach																						
<b>Totals</b>				15/33	45	15/29	52	0/4	0	8/9	89	5	15	20	7	4	4			5	10	38
<b>Coach</b>		ETTRIDGE Benjamin James																				
<b>Assistant Coach</b>		FRIDAY Craig Anthony																				

#### JPN - JAPAN

No.	Name	Sport Class	MIN	Field Goals		2 Points		3 Points		Free Throws		Rebounds			AS	TO	ST	BS	PF	FO	PTS	
				M/A	%	M/A	%	M/A	%	M/A	%	OR	DR	TOT								
*9	KOZAI Hiroaki	3.5	11:24	1/5	20	1/5	20						2	2	1						2	
*10	SUZUKI Akimasa	3.5	09:23	2/5	40	2/5	40					1	3	4	2				1		4	
*11	FUJII Shingo (C)	1.5	20:00	0/2	0	0/1	0	0/1	0						1		1		2	1	0	
*12	KYOYA Kazuyuki	1.0	20:00	3/6	50	2/5	40	1/1	100							3			2		7	
*13	FUJIMOTO Reo	4.5	09:23	1/2	50	1/2	50						2	2	1		1		2		2	
4	MIURA Fumiharu	2.5	00:00																		0	
5	MORI Noriyuki	2.0	00:00																		0	
6	MIYAJIMA Tetsuya	4.0	10:37	3/5	60	3/5	60			0/1	0	2	1	3			1			2	6	
7	SATO Satoshi	1.0	00:00																		0	
8	KORETOMO Keisuke	3.0	04:18	2/2	100	2/2	100			3/3	100					1			1	2	7	
14	OSHIMA Tomohiko	4.0	14:55	1/4	25	1/3	33	0/1	0			1	2	3	1	1			2		2	
15	MAEDA Kenzo	4.5	00:00																		0	
Team/Coach																						
<b>Totals</b>				13/31	42	12/28	43	1/3	33	3/4	75	4	11	15	6	6	3			10	5	30
<b>Coach</b>		OKUHARA Akio																				
<b>Assistant Coach</b>		SAKANO Haruo																				

	AUS	JPN
Points from Turnovers	4	0
Points in the Paint	30	16
Second Chance Points	10	4
Fast Break Points	0	0

	AUS	JPN
Biggest Lead	13	4
Biggest Scoring Run	7-0(17-10)	4-0(2-6)
Lead Changes	1	
Times Tied	4	

#### Legend:

%	Shooting Percentage	(C)	Captain	*	Starters	AS	Assists
BS	Blocked Shots	DR	Defensive Rebounds	FO	Fouls On	M/A	Made/Attempts
MIN	Minutes Played	OR	Offensive Rebounds	PF	Fouls	PTS	Points
Qx	Quarter Time	ST	Steals	TO	Turnovers	TOT	Total Rebounds





## RESULTS

比赛成绩

### AUS 72 vs 52 JPN

Attendance: 12000

Referee: WALLAART Edwin Frank (NED)

Commissioner: de KNOCK Luc D H M (BEL)

Umpires: GIORDANO Sergio (CAN); SAUNDERS Charles David (RSA)

Classifier: MACKAY Kenneth (GBR)

		Q1		Q2		Q3		Q4	
Scoring by 5 min intervals:	AUS	8	21	32	38	46	57	62	72
	JPN	8	15	19	30	36	43	50	52

#### AUS - AUSTRALIA

No.	Name	Sport Class	MIN	Field Goals		2 Points		3 Points		Free Throws		Rebounds			AS	TO	ST	BS	PF	FO	PTS
				M/A	%	M/A	%	M/A	%	M/A	%	OR	DR	TOT							
*4	EVESON Justin	4.5	25:09	6/10	60	6/10	60			5/5	100	3	8	11	1	4	3		3	4	17
*7	NORRIS Shaun	3.0	36:04	6/17	35	6/15	40	0/2	0	3/4	75		3	3	4		2		2	5	15
*8	HARTNETT Michael	1.0	30:54	2/4	50	2/4	50								1		2		1		4
*14	DOWLER Brendan	1.0	30:01																		0
*15	NESS Brad (C)	4.5	29:31	7/12	58	7/11	64	0/1	0	4/6	67	4	10	14	2		3		2	5	18
5	SACHS Troy	4.5	13:24	2/6	33	2/6	33			3/4	75	1	2	3	2	1	1		4	3	7
6	STIBNERS Brett	4.0	04:02	1/1	100	1/1	100			1/1	100		1	1					1	1	3
9	KNOWLES Tristan	4.0	07:54	2/8	25	2/6	33	0/2	0				1	1	1	1				1	4
10	KING Adrian	2.0	03:56	0/1	0	0/1	0					1	1	2	3	1			1		0
11	SIMMONS Tige	1.0	05:26										1	1							0
12	MIZENS Grant	2.0	07:58														1		1	1	0
13	ALCOTT Dylan	1.0	05:41	2/3	67	2/2	100	0/1	0												4
Team/Coach																					
<b>Totals</b>			28/62	45	28/56	50	0/6	0	16/20	80	9	27	36	14	8	12			15	22	72
<b>Coach</b>		ETTRIDGE Benjamin James																			
<b>Assistant Coach</b>		FRIDAY Craig Anthony																			

#### JPN - JAPAN

No.	Name	Sport Class	MIN	Field Goals		2 Points		3 Points		Free Throws		Rebounds			AS	TO	ST	BS	PF	FO	PTS
				M/A	%	M/A	%	M/A	%	M/A	%	OR	DR	TOT							
*9	KOZAI Hiroaki	3.5	25:18	2/12	17	1/8	13	1/4	25				2	2	3				1	2	5
*10	SUZUKI Akimasa	3.5	18:29	4/7	57	4/7	57					1	5	6	2	1			3	1	8
*11	FUJII Shingo (C)	1.5	39:06	0/4	0	0/3	0	0/1	0			2	4	6	2	1	1		3	1	0
*12	KYOYA Kazuyuki	1.0	34:42	4/8	50	3/7	43	1/1	100				3	3	1	3			4	1	9
*13	FUJIMOTO Reo	4.5	23:17	4/7	57	4/7	57					1	4	5	1	3	3		4	1	8
4	MIURA Fumiharu	2.5	03:11	0/1	0			0/1	0				1	1	1	1			1		0
5	MORI Noriyuki	2.0	04:05	1/3	33	1/3	33					1		1		3	1				2
6	MIYAJIMA Tetsuya	4.0	14:02	4/7	57	4/7	57			1/5	20	3	1	4		2	1			6	9
7	SATO Satoshi	1.0	02:07																1		0
8	KORETOMO Keisuke	3.0	10:24	2/3	67	2/3	67			3/3	100		1	1		3			2	2	7
14	OSHIMA Tomohiko	4.0	22:38	1/5	20	1/4	25	0/1	0			1	3	4	1	1			3	1	2
15	MAEDA Kenzo	4.5	02:41	1/2	50	1/2	50														2
Team/Coach																					
<b>Totals</b>			23/59	39	21/51	41	2/8	25	4/8	50	10	25	35	11	18	6			22	15	52
<b>Coach</b>		OKUHARA Akio																			
<b>Assistant Coach</b>		SAKANO Haruo																			

	AUS	JPN
Points from Turnovers	12	4
Points in the Paint	52	30
Second Chance Points	18	8
Fast Break Points	4	0

	AUS	JPN
Biggest Lead	22	4
Biggest Scoring Run	13-0(72-50)	6-0(57-48)
Lead Changes	1	
Times Tied	4	

#### Legend:

%	Shooting Percentage	(C)	Captain	*	Starters	AS	Assists
BS	Blocked Shots	DR	Defensive Rebounds	FO	Fouls On	M/A	Made/Attempts
MIN	Minutes Played	OR	Offensive Rebounds	OTx	Overtime	PF	Fouls
PTS	Points	Qx	Quarter Time	ST	Steals	TO	Turnovers
TOT	Total Rebounds						



## START LIST

首发名单

### IRI - RSA

**Referee:** KINDERVATER Max (GER)  
**Umpires:** HO Shuet Mei (SIN); BURFORD Jonathon Blake (USA)

**Commissioner:** LOVE Greg (AUS)  
**Classifier:**

#### IRI - Islamic Republic of Iran

No.	Name	Pos	Age	Sport Class	Current Games Statistics						
					PPG	FG%	3FG%	FT%	RPG	APG	MPG (GP)
4	BOLAGHINALOU Saman	F	21	1.0	0.0						00:00 (0)
5	HESAMY ZADEH Zakaria	G	34	2.5	0.0						00:00 (0)
6	MANSOURI Hakim	F	23	2.0	0.0						00:00 (0)
7	AHMADI Ebrahim	C	22	4.0	0.0						00:00 (0)
8	DAGHAGHELEPOUR A	F	26	1.5	0.0						00:00 (0)
9	HOSSEIN POUR Esmaeel	F	25	1.5	0.0						00:00 (0)
10	AHMADI Alireza	G	32	3.0	0.0						00:00 (0)
11	NAMI Gholamreza (C)	F	31	1.0	0.0						00:00 (0)
12	GHARIBLOO Morteza	C	29	4.0	0.0						00:00 (0)
13	SIEFI Bahman	F	22	2.0	0.0						00:00 (0)
14	GHOLAM AZAD Vahid	C	20	4.5	0.0						00:00 (0)
15	TORFI MENESHIDI Adel	C	31	4.0	0.0						00:00 (0)
Team			26.3		0.0						
<b>Coach</b>		KAMRAVA Abdolghafour									
<b>Assistant Coach</b>		ESHGH Kamal									

IRI Played		
PR	SWE	08 SEP
PR	JPN	09 SEP
PR	GER	10 SEP
PR	CAN	11 SEP

#### RSA - South Africa

No.	Name	Pos	Age	Sport Class	Current Games Statistics						
					PPG	FG%	3FG%	FT%	RPG	APG	MPG (GP)
4	RETIEF Marcus	F	32	1.0	0.0						00:00 (0)
5	HARTNICK Shaun	F	34	1.0	0.0						00:00 (0)
6	WILLIAMS Ralph	G	38	2.0	0.0						00:00 (0)
7	TAYLOR Nicholas	G	28	2.0	0.0						00:00 (0)
8	GOVENDER Justin	F	30	1.0	0.0						00:00 (0)
9	GUMBI Siphamandla	G	33	3.0	0.0						00:00 (0)
10	PAPENFUS Marius (C)	G	30	2.5	0.0						00:00 (0)
11	ZONKE Thandile	G	26	3.5	0.0						00:00 (0)
12	CURLE David Nathaniel	F	26	3.5	0.0						00:00 (0)
13	WAITES Grant	F	35	4.0	0.0						00:00 (0)
14	NEL Jeremy	F	35	4.0	0.0						00:00 (0)
15	NORTJE Richard	F	27	4.5	0.0						00:00 (0)
Team			31.2		0.0						
<b>Coach</b>		SIERRA Vivian									
<b>Assistant Coach</b>		MOSUOE Kelebone									

RSA Played		
PR	CAN	08 SEP
PR	GER	09 SEP
PR	SWE	10 SEP
PR	JPN	11 SEP

**Legend:**

3FG%	3 Field Goals %	APG	Assists per Game	C	Centre	F	Forward
FG%	Field Goals %	FT%	Free Throws %	G	Guard	GP	Games Played
MPG	Minutes Played per Game	Pos	Playing Position	PPG	Points per Game	PR	Preliminary Round
RPG	Rebounds per Game						



## PLAY BY PLAY

文字比分播报

IRI 33 vs 28 RSA

Attendance: 0

		Q1		Q2	
Scoring by 5 min intervals:	IRI	6	13	23	33
	RSA	3	10	21	28

### FIRST QUARTER

#### Quarter Starters:

IRI 4 BOLAGHINALOU S      8 DAGHAGHELEPOUR A      10 AHMADI A      12 GHARIBLOO M      15 TORFI MENESHIDI A  
RSA 4 RETIEF M      7 TAYLOR N      10 PAPENFUS M      12 CURLE DN      15 NORTJE R

Game Time	IRI - Iran	Score	Lead	RSA - South Africa
10:00	4 BOLAGHINALOU S Player IN <<-----			
10:00	8 DAGHAGHELEPOUR A Player IN <<-----			
10:00	10 AHMADI A Player IN <<-----			
10:00	12 GHARIBLOO M Player IN <<-----			
10:00	15 TORFI MENESHIDI A Player IN <<-----			
10:00				4 RETIEF M Player IN <<-----
10:00				7 TAYLOR N Player IN <<-----
10:00				10 PAPENFUS M Player IN <<-----
10:00				12 CURLE DN Player IN <<-----
10:00				15 NORTJE R Player IN <<-----
10:00	Tap off lost			Tap off won
09:43				15 NORTJE R 2-Pts missed (2 out)
09:34	15 TORFI MENESHIDI A Defensive Rebound			
09:26	12 GHARIBLOO M 2-Pts missed (2 out)			
09:24				12 CURLE DN Defensive Rebound
09:20	15 TORFI MENESHIDI A Steal			
09:20				7 TAYLOR N Turnover
09:19				12 CURLE DN Personal foul
09:19	15 TORFI MENESHIDI A Foul On			
09:08				10 PAPENFUS M Personal foul
09:08	15 TORFI MENESHIDI A Foul On			
09:02	10 AHMADI A 2-Pts made (2 In)	2-0	+2	
09:02	15 TORFI MENESHIDI A Assist			
08:44		2-3	-1	7 TAYLOR N 3-Pts made (3 In)
08:27	10 AHMADI A 3-Pts missed (3 Out)			
08:25				10 PAPENFUS M Defensive Rebound
08:05				10 PAPENFUS M 2 Pts paint missed (2 Out)
08:03	12 GHARIBLOO M Defensive Rebound			
07:48	15 TORFI MENESHIDI A Turnover			
07:48				12 CURLE DN Steal
07:48				15 NORTJE R Turnover
07:48	15 TORFI MENESHIDI A Steal			
07:38	8 DAGHAGHELEPOUR A 3-Pts missed (3 Out)			
07:35				12 CURLE DN Defensive Rebound



## PLAY BY PLAY

文字比分播报

IRI 33 vs 28 RSA

Attendance: 0

Game Time	IRI - Iran	Score	Lead	RSA - South Africa
07:16				10 PAPENFUS M 2-Pts missed (2 out)
07:14	12 GHARIBLOO M Defensive Rebound			
07:00	15 TORFI MENESHIDI A 2-Pts made (2 In)	4-3	+1	
06:58	10 AHMADI A Assist			
06:33				7 TAYLOR N 3-Pts missed (3 Out)
06:20				Offensive Rebound
06:16				Turnover
06:07	15 TORFI MENESHIDI A 2 Pts paint missed (2 Out)			
06:06				7 TAYLOR N Defensive Rebound
06:04				15 NORTJE R Personal foul
06:04	15 TORFI MENESHIDI A Foul On			
05:53	15 TORFI MENESHIDI A 2-Pts paint made (2 In)	6-3	+3	
05:52	10 AHMADI A Assist			
05:46	12 GHARIBLOO M Personal foul			
05:46				15 NORTJE R Foul On
05:46				12 CURLE DN Player OUT ---->>
05:46				14 NEL J Player IN <<----
05:23				15 NORTJE R 2-Pts missed (2 out)
05:21	12 GHARIBLOO M Defensive Rebound			
05:07	8 DAGHAGHELEPOUR A 3-Pts missed (3 Out)			
05:04				14 NEL J Defensive Rebound
05:02				10 PAPENFUS M Turnover
04:52	15 TORFI MENESHIDI A 2-Pts missed (2 out)			
04:49				15 NORTJE R Defensive Rebound
04:47				4 RETIEF M Personal foul
04:47	15 TORFI MENESHIDI A Foul On			
04:47	4 BOLAGHINALOU S Player OUT ---->>			
04:47	9 HOSSEIN POUR E Player IN <<----			
04:33	12 GHARIBLOO M 2 Pts paint missed (2 Out)			
04:31				15 NORTJE R Defensive Rebound
04:17		6-5	+1	15 NORTJE R 2-Pts paint made (2 In)
04:12	15 TORFI MENESHIDI A 2 Pts paint missed (2 Out)			
04:12				Defensive Rebound
03:55				10 PAPENFUS M 2-Pts missed (2 out)
03:51	10 AHMADI A Defensive Rebound			
03:43	15 TORFI MENESHIDI A 2-Pts made (2 In)	8-5	+3	
03:39	10 AHMADI A Assist			
03:23				15 NORTJE R 2-Pts missed (2 out)
03:20				10 PAPENFUS M Offensive Rebound
03:20		8-7	+1	10 PAPENFUS M 2-Pts paint made (2 In)
03:03	15 TORFI MENESHIDI A 2-Pts missed (2 out)			
03:01				4 RETIEF M Defensive Rebound



## PLAY BY PLAY

文字比分播报

IRI 33 vs 28 RSA

Attendance: 0

Game Time	IRI - Iran	Score	Lead	RSA - South Africa
02:46				7 TAYLOR N 3-Pts missed (3 Out)
02:43	12 GHARIBLOO M Defensive Rebound			
02:32	10 AHMADI A 3-Pts missed (3 Out)			
02:31				14 NEL J Defensive Rebound
02:22				15 NORTJE R 2 Pts paint missed (2 Out)
02:19	10 AHMADI A Defensive Rebound			
02:03	12 GHARIBLOO M 2-Pts missed (2 out)			
02:01				4 RETIEF M Defensive Rebound
01:54				15 NORTJE R Turnover
01:54				14 NEL J Player OUT ---->>
01:54				12 CURLE DN Player IN <<----
01:54	8 DAGHAGHELEPOUR A Player OUT ---->>			
01:54	15 TORFI MENESHIDI A Player OUT ---->>			
01:54	4 BOLAGHINALOU S Player IN <<----			
01:54	14 GHOLAM AZAD V Player IN <<----			
01:48				4 RETIEF M Personal foul
01:48	10 AHMADI A Foul On			
01:48	10 AHMADI A Free Throw made (1 In)	9-7	+2	
01:48	10 AHMADI A Free Throw missed (1 Out)			
01:30				15 NORTJE R 2 Pts paint missed (2 Out)
01:28	14 GHOLAM AZAD V Defensive Rebound			
01:04	9 HOSSEIN POUR E Turnover			
01:04				10 PAPENFUS M Steal
00:55	12 GHARIBLOO M Personal foul			
00:55				12 CURLE DN Foul On
00:55				12 CURLE DN Free Throw missed (1 Out)
00:55		9-8	+1	12 CURLE DN Free Throw made (1 In)
00:36	14 GHOLAM AZAD V 2-Pts made (2 In)	11-8	+3	
00:17		11-10	+1	7 TAYLOR N 2-Pts made (2 In)
00:12				15 NORTJE R Assist
00:10	14 GHOLAM AZAD V 2-Pts paint made (2 In)	13-10	+3	
00:09	4 BOLAGHINALOU S Assist			
00:07	12 GHARIBLOO M Steal			
00:07				7 TAYLOR N Turnover
00:02	12 GHARIBLOO M 3-Pts missed (3 Out)			

## SECOND QUARTER

### Quarter Starters:

IRI 4 BOLAGHINALOU S    9 HOSSEIN POUR E    10 AHMADI A    12 GHARIBLOO M    14 GHOLAM AZAD V  
RSA 10 PAPENFUS M    12 CURLE DN    15 NORTJE R    7 TAYLOR N    8 GOVENDER J

Game Time	IRI - Iran	Score	Lead	RSA - South Africa
10:00	4 BOLAGHINALOU S Player IN <<----			



## PLAY BY PLAY

文字比分播报

IRI 33 vs 28 RSA

Attendance: 0

Game Time	IRI - Iran	Score	Lead	RSA - South Africa
10:00	9 HOSSEIN POUR E Player IN <<----			
10:00	10 AHMADI A Player IN <<----			
10:00	12 GHARIBLOO M Player IN <<----			
10:00	14 GHOLAM AZAD V Player IN <<----			
10:00				10 PAPENFUS M Player IN <<----
10:00				12 CURLE DN Player IN <<----
10:00				15 NORTJE R Player IN <<----
10:00				7 TAYLOR N Player IN <<----
10:00				8 GOVENDER J Player IN <<----
09:39	14 GHOLAM AZAD V 2-Pts paint made (2 In)	15-10	+5	
09:36	9 HOSSEIN POUR E Assist			
09:20		15-12	+3	15 NORTJE R 2-Pts paint made (2 In)
09:18				7 TAYLOR N Assist
08:59	9 HOSSEIN POUR E 2-Pts made (2 In)	17-12	+5	
08:40		17-14	+3	7 TAYLOR N 2-Pts paint made (2 In)
08:39	14 GHOLAM AZAD V Defensive Rebound			
08:39	9 HOSSEIN POUR E Personal foul			
08:39				15 NORTJE R Foul On
08:02				10 PAPENFUS M Tap off situation, throw-in
07:49	12 GHARIBLOO M 2-Pts paint made (2 In)	19-14	+5	
07:32	14 GHOLAM AZAD V Personal foul			
07:32				15 NORTJE R Foul On
07:21	14 GHOLAM AZAD V 2-Pts made (2 In)	21-14	+7	
07:17		21-17	+4	7 TAYLOR N 3-Pts made (3 In)
06:51	14 GHOLAM AZAD V 2-Pts missed (2 out)			
06:49				15 NORTJE R Defensive Rebound
06:47	14 GHOLAM AZAD V Turnover			
06:43				10 PAPENFUS M Offensive Rebound
06:41				7 TAYLOR N 3-Pts missed (3 Out)
06:39				15 NORTJE R Offensive Rebound
06:30		21-19	+2	7 TAYLOR N 2-Pts made (2 In)
06:07	Time out			
06:01	14 GHOLAM AZAD V 2-Pts missed (2 out)			
05:59				12 CURLE DN Defensive Rebound
05:47		21-21	0	15 NORTJE R 2-Pts paint made (2 In)
05:45				12 CURLE DN Assist
05:33	14 GHOLAM AZAD V 2-Pts made (2 In)	23-21	+2	
05:10				15 NORTJE R 2 Pts paint missed (2 Out)
05:08	14 GHOLAM AZAD V Defensive Rebound			
04:53	14 GHOLAM AZAD V 2-Pts missed (2 out)			
04:51	12 GHARIBLOO M Offensive Rebound			
04:51	12 GHARIBLOO M 2 Pts paint missed (2 Out)			



## PLAY BY PLAY

文字比分播报

IRI 33 vs 28 RSA

Attendance: 0

Game Time	IRI - Iran	Score	Lead	RSA - South Africa
04:48				15 NORTJE R Defensive Rebound
04:34				7 TAYLOR N Turnover
04:34	10 AHMADI A Steal			
04:21	12 GHARIBLOO M 2-Pts paint made (2 In)	25-21	+4	
04:17	10 AHMADI A Assist			
04:06				7 TAYLOR N 3-Pts missed (3 Out)
04:05	12 GHARIBLOO M Defensive Rebound			
03:51	14 GHOLAM AZAD V 2-Pts paint made (2 In)	27-21	+6	
03:49	10 AHMADI A Assist			
03:37	9 HOSSEIN POUR E Personal foul			
03:37				15 NORTJE R Foul On
03:37				Time out
03:35	9 HOSSEIN POUR E Player OUT ---->>			
03:35	8 DAGHAGHELEPOUR A Player IN <<-----			
03:35	12 GHARIBLOO M Player OUT ---->>			
03:35	15 TORFI MENESHIDI A Player IN <<-----			
03:35	14 GHOLAM AZAD V Personal foul			
03:35				15 NORTJE R Foul On
03:35		27-22	+5	15 NORTJE R Free Throw made (1 In)
03:35		27-23	+4	15 NORTJE R Free Throw made (1 In)
03:13	14 GHOLAM AZAD V 2 Pts paint missed (2 Out)			
03:13	14 GHOLAM AZAD V Offensive Rebound			
03:13	14 GHOLAM AZAD V 2 Pts paint missed (2 Out)			
03:13	14 GHOLAM AZAD V Offensive Rebound			
03:13	14 GHOLAM AZAD V 2 Pts paint missed (2 Out)			
03:13	14 GHOLAM AZAD V Offensive Rebound			
03:13	14 GHOLAM AZAD V 2-Pts paint made (2 In)	29-23	+6	
03:07				12 CURLE DN Personal foul
03:07	14 GHOLAM AZAD V Foul On			
03:03	14 GHOLAM AZAD V Free Throw missed (1 Out)			
02:57				15 NORTJE R Defensive Rebound
02:47		29-25	+4	15 NORTJE R 2-Pts paint made (2 In)
02:35	10 AHMADI A 3-Pts missed (3 Out)			
02:28	15 TORFI MENESHIDI A Offensive Rebound			
02:25	15 TORFI MENESHIDI A 2-Pts missed (2 out)			
02:22				7 TAYLOR N Defensive Rebound
02:17				12 CURLE DN 2 Pts paint missed (2 Out)
02:15				8 GOVENDER J Offensive Rebound
02:06		29-27	+2	15 NORTJE R 2-Pts made (2 In)
02:03				7 TAYLOR N Assist
01:45	14 GHOLAM AZAD V 2-Pts paint made (2 In)	31-27	+4	
01:31				10 PAPENFUS M 2-Pts missed (2 out)



## PLAY BY PLAY

文字比分播报

IRI 33 vs 28 RSA

Attendance: 0

Game Time	IRI - Iran	Score	Lead	RSA - South Africa
01:29	8 DAGHAGHELEPOUR A Defensive Rebound			
01:12	14 GHOLAM AZAD V 2-Pts paint made (2 In)	33-27	+6	
01:05	4 BOLAGHINALOU S Personal foul			
01:05				12 CURLE DN Foul On
01:05				Time out
01:05				12 CURLE DN Free Throw missed (1 Out)
01:05				12 CURLE DN Free Throw missed (1 Out)
01:04	10 AHMADI A Defensive Rebound			
01:04				12 CURLE DN Personal foul
01:04	10 AHMADI A Foul On			
01:04				12 CURLE DN Player OUT ---->>
01:04				13 WAITES G Player IN <<----
00:54	14 GHOLAM AZAD V 2 Pts paint missed (2 Out)			
00:51				13 WAITES G Defensive Rebound
00:42				15 NORTJE R 2 Pts paint missed (2 Out)
00:37				8 GOVENDER J Offensive Rebound
00:27				10 PAPENFUS M 2-Pts missed (2 out)
00:21	14 GHOLAM AZAD V Defensive Rebound			
00:13	10 AHMADI A 2-Pts missed (2 out)			
00:13	14 GHOLAM AZAD V Defensive Rebound			
00:13	14 GHOLAM AZAD V Technical foul			
00:13		33-28	+5	15 NORTJE R Free Throw made (1 In)
00:13				15 NORTJE R Free Throw missed (1 Out)
00:07	10 AHMADI A Personal foul			
00:07				15 NORTJE R Foul On
00:07				15 NORTJE R Free Throw missed (1 Out)
00:05				15 NORTJE R Free Throw missed (1 Out)
00:03	14 GHOLAM AZAD V Defensive Rebound			





## PLAY BY PLAY

文字比分播报

IRI 73 vs 62 RSA

Attendance: 11500

Scoring by 5 min intervals:		Q1		Q2		Q3		Q4	
IRI		6	13	23	33	47	56	66	73
RSA		3	10	21	28	35	43	54	62

### FIRST QUARTER

#### Quarter Starters:

IRI 4 BOLAGHINALOU S      8 DAGHAGHELEPOUR A      10 AHMADI A      12 GHARIBLOO M      15 TORFI MENESHIDI A  
RSA 4 RETIEF M      7 TAYLOR N      10 PAPENFUS M      12 CURLE DN      15 NORTJE R

Game Time	IRI - Iran	Score	Lead	RSA - South Africa
10:00	4 BOLAGHINALOU S Player IN <<-----			
10:00	8 DAGHAGHELEPOUR A Player IN <<-----			
10:00	10 AHMADI A Player IN <<-----			
10:00	12 GHARIBLOO M Player IN <<-----			
10:00	15 TORFI MENESHIDI A Player IN <<-----			
10:00				4 RETIEF M Player IN <<-----
10:00				7 TAYLOR N Player IN <<-----
10:00				10 PAPENFUS M Player IN <<-----
10:00				12 CURLE DN Player IN <<-----
10:00				15 NORTJE R Player IN <<-----
10:00	Tap off lost			Tap off won
09:43				15 NORTJE R 2-Pts missed (2 out)
09:34	15 TORFI MENESHIDI A Defensive Rebound			
09:26	12 GHARIBLOO M 2-Pts missed (2 out)			
09:24				12 CURLE DN Defensive Rebound
09:20	15 TORFI MENESHIDI A Steal			
09:20				7 TAYLOR N Turnover
09:19				12 CURLE DN Personal foul
09:19	15 TORFI MENESHIDI A Foul On			
09:08				10 PAPENFUS M Personal foul
09:08	15 TORFI MENESHIDI A Foul On			
09:02	10 AHMADI A 2-Pts made (2 In)	2-0	+2	
09:02	15 TORFI MENESHIDI A Assist			
08:44		2-3	-1	7 TAYLOR N 3-Pts made (3 In)
08:27	10 AHMADI A 3-Pts missed (3 Out)			
08:25				10 PAPENFUS M Defensive Rebound
08:05				10 PAPENFUS M 2 Pts paint missed (2 Out)
08:03	12 GHARIBLOO M Defensive Rebound			
07:48	15 TORFI MENESHIDI A Turnover			
07:48				12 CURLE DN Steal
07:48				15 NORTJE R Turnover
07:48	15 TORFI MENESHIDI A Steal			
07:38	8 DAGHAGHELEPOUR A 3-Pts missed (3 Out)			
07:35				12 CURLE DN Defensive Rebound



## PLAY BY PLAY

文字比分播报

IRI 73 vs 62 RSA

Attendance: 11500

Game Time	IRI - Iran	Score	Lead	RSA - South Africa
07:16				10 PAPPENFUS M 2-Pts missed (2 out)
07:14	12 GHARIBLOO M Defensive Rebound			
07:00	15 TORFI MENESHIDI A 2-Pts made (2 In)	4-3	+1	
06:58	10 AHMADI A Assist			
06:33				7 TAYLOR N 3-Pts missed (3 Out)
06:20				Offensive Rebound
06:16				Turnover
06:07	15 TORFI MENESHIDI A 2 Pts paint missed (2 Out)			
06:06				7 TAYLOR N Defensive Rebound
06:04				15 NORTJE R Personal foul
06:04	15 TORFI MENESHIDI A Foul On			
05:53	15 TORFI MENESHIDI A 2-Pts paint made (2 In)	6-3	+3	
05:52	10 AHMADI A Assist			
05:46	12 GHARIBLOO M Personal foul			
05:46				15 NORTJE R Foul On
05:46				12 CURLE DN Player OUT ---->>
05:46				14 NEL J Player IN <<----
05:23				15 NORTJE R 2-Pts missed (2 out)
05:21	12 GHARIBLOO M Defensive Rebound			
05:07	8 DAGHAGHELEPOUR A 3-Pts missed (3 Out)			
05:04				14 NEL J Defensive Rebound
05:02				10 PAPPENFUS M Turnover
04:52	15 TORFI MENESHIDI A 2-Pts missed (2 out)			
04:49				15 NORTJE R Defensive Rebound
04:47				4 RETIEF M Personal foul
04:47	15 TORFI MENESHIDI A Foul On			
04:47	4 BOLAGHINALOU S Player OUT ---->>			
04:47	9 HOSSEIN POUR E Player IN <<----			
04:33	12 GHARIBLOO M 2 Pts paint missed (2 Out)			
04:31				15 NORTJE R Defensive Rebound
04:17		6-5	+1	15 NORTJE R 2-Pts paint made (2 In)
04:12	15 TORFI MENESHIDI A 2 Pts paint missed (2 Out)			
04:12				Defensive Rebound
03:55				10 PAPPENFUS M 2-Pts missed (2 out)
03:51	10 AHMADI A Defensive Rebound			
03:43	15 TORFI MENESHIDI A 2-Pts made (2 In)	8-5	+3	
03:39	10 AHMADI A Assist			
03:23				15 NORTJE R 2-Pts missed (2 out)
03:20				10 PAPPENFUS M Offensive Rebound
03:20		8-7	+1	10 PAPPENFUS M 2-Pts paint made (2 In)
03:03	15 TORFI MENESHIDI A 2-Pts missed (2 out)			
03:01				4 RETIEF M Defensive Rebound



## PLAY BY PLAY

文字比分播报

IRI 73 vs 62 RSA

Attendance: 11500

Game Time	IRI - Iran	Score	Lead	RSA - South Africa
02:46				7 TAYLOR N 3-Pts missed (3 Out)
02:43	12 GHARIBLOO M Defensive Rebound			
02:32	10 AHMADI A 3-Pts missed (3 Out)			
02:31				14 NEL J Defensive Rebound
02:22				15 NORTJE R 2 Pts paint missed (2 Out)
02:19	10 AHMADI A Defensive Rebound			
02:03	12 GHARIBLOO M 2-Pts missed (2 out)			
02:01				4 RETIEF M Defensive Rebound
01:54				15 NORTJE R Turnover
01:54				14 NEL J Player OUT ---->>
01:54				12 CURLE DN Player IN <<----
01:54	8 DAGHAGHELEPOUR A Player OUT ---->>			
01:54	15 TORFI MENESHIDI A Player OUT ---->>			
01:54	4 BOLAGHINALOU S Player IN <<----			
01:54	14 GHOLAM AZAD V Player IN <<----			
01:48				4 RETIEF M Personal foul
01:48	10 AHMADI A Foul On			
01:48	10 AHMADI A Free Throw made (1 In)	9-7	+2	
01:48	10 AHMADI A Free Throw missed (1 Out)			
01:30				15 NORTJE R 2 Pts paint missed (2 Out)
01:28	14 GHOLAM AZAD V Defensive Rebound			
01:04	9 HOSSEIN POUR E Turnover			
01:04				10 PAPENFUS M Steal
00:55	12 GHARIBLOO M Personal foul			
00:55				12 CURLE DN Foul On
00:55				12 CURLE DN Free Throw missed (1 Out)
00:55		9-8	+1	12 CURLE DN Free Throw made (1 In)
00:36	14 GHOLAM AZAD V 2-Pts made (2 In)	11-8	+3	
00:17		11-10	+1	7 TAYLOR N 2-Pts made (2 In)
00:12				15 NORTJE R Assist
00:10	14 GHOLAM AZAD V 2-Pts paint made (2 In)	13-10	+3	
00:09	4 BOLAGHINALOU S Assist			
00:07	12 GHARIBLOO M Steal			
00:07				7 TAYLOR N Turnover
00:02	12 GHARIBLOO M 3-Pts missed (3 Out)			

## SECOND QUARTER

### Quarter Starters:

IRI 4 BOLAGHINALOU S    9 HOSSEIN POUR E    10 AHMADI A    12 GHARIBLOO M    14 GHOLAM AZAD V  
RSA 10 PAPENFUS M    12 CURLE DN    15 NORTJE R    7 TAYLOR N    8 GOVENDER J

Game Time	IRI - Iran	Score	Lead	RSA - South Africa
10:00	4 BOLAGHINALOU S Player IN <<----			



## PLAY BY PLAY

文字比分播报

IRI 73 vs 62 RSA

Attendance: 11500

Game Time	IRI - Iran	Score	Lead	RSA - South Africa
10:00	9 HOSSEIN POUR E Player IN <<----			
10:00	10 AHMADI A Player IN <<----			
10:00	12 GHARIBLOO M Player IN <<----			
10:00	14 GHOLAM AZAD V Player IN <<----			
10:00				10 PAPENFUS M Player IN <<----
10:00				12 CURLE DN Player IN <<----
10:00				15 NORTJE R Player IN <<----
10:00				7 TAYLOR N Player IN <<----
10:00				8 GOVENDER J Player IN <<----
09:39	14 GHOLAM AZAD V 2-Pts paint made (2 In)	15-10	+5	
09:36	9 HOSSEIN POUR E Assist			
09:20		15-12	+3	15 NORTJE R 2-Pts paint made (2 In)
09:18				7 TAYLOR N Assist
08:59	9 HOSSEIN POUR E 2-Pts made (2 In)	17-12	+5	
08:40		17-14	+3	7 TAYLOR N 2-Pts paint made (2 In)
08:39	14 GHOLAM AZAD V Defensive Rebound			
08:39	9 HOSSEIN POUR E Personal foul			
08:39				15 NORTJE R Foul On
08:02				10 PAPENFUS M Tap off situation, throw-in
07:49	12 GHARIBLOO M 2-Pts paint made (2 In)	19-14	+5	
07:32	14 GHOLAM AZAD V Personal foul			
07:32				15 NORTJE R Foul On
07:21	14 GHOLAM AZAD V 2-Pts made (2 In)	21-14	+7	
07:17		21-17	+4	7 TAYLOR N 3-Pts made (3 In)
06:51	14 GHOLAM AZAD V 2-Pts missed (2 out)			
06:49				15 NORTJE R Defensive Rebound
06:47	14 GHOLAM AZAD V Turnover			
06:43				10 PAPENFUS M Offensive Rebound
06:41				7 TAYLOR N 3-Pts missed (3 Out)
06:39				15 NORTJE R Offensive Rebound
06:30		21-19	+2	7 TAYLOR N 2-Pts made (2 In)
06:07	Time out			
06:01	14 GHOLAM AZAD V 2-Pts missed (2 out)			
05:59				12 CURLE DN Defensive Rebound
05:47		21-21	0	15 NORTJE R 2-Pts paint made (2 In)
05:45				12 CURLE DN Assist
05:33	14 GHOLAM AZAD V 2-Pts made (2 In)	23-21	+2	
05:10				15 NORTJE R 2 Pts paint missed (2 Out)
05:08	14 GHOLAM AZAD V Defensive Rebound			
04:53	14 GHOLAM AZAD V 2-Pts missed (2 out)			
04:51	12 GHARIBLOO M Offensive Rebound			
04:51	12 GHARIBLOO M 2 Pts paint missed (2 Out)			



## PLAY BY PLAY

文字比分播报

IRI 73 vs 62 RSA

Attendance: 11500

Game Time	IRI - Iran	Score	Lead	RSA - South Africa
04:48				15 NORTJE R Defensive Rebound
04:34				7 TAYLOR N Turnover
04:34	10 AHMADI A Steal			
04:21	12 GHARIBLOO M 2-Pts paint made (2 In)	25-21	+4	
04:17	10 AHMADI A Assist			
04:06				7 TAYLOR N 3-Pts missed (3 Out)
04:05	12 GHARIBLOO M Defensive Rebound			
03:51	14 GHOLAM AZAD V 2-Pts paint made (2 In)	27-21	+6	
03:49	10 AHMADI A Assist			
03:37	9 HOSSEIN POUR E Personal foul			
03:37				15 NORTJE R Foul On
03:37				Time out
03:35	9 HOSSEIN POUR E Player OUT ---->>			
03:35	8 DAGHAGHELEPOUR A Player IN <<-----			
03:35	12 GHARIBLOO M Player OUT ---->>			
03:35	15 TORFI MENESHIDI A Player IN <<-----			
03:35	14 GHOLAM AZAD V Personal foul			
03:35				15 NORTJE R Foul On
03:35		27-22	+5	15 NORTJE R Free Throw made (1 In)
03:35		27-23	+4	15 NORTJE R Free Throw made (1 In)
03:13	14 GHOLAM AZAD V 2 Pts paint missed (2 Out)			
03:13	14 GHOLAM AZAD V Offensive Rebound			
03:13	14 GHOLAM AZAD V 2 Pts paint missed (2 Out)			
03:13	14 GHOLAM AZAD V Offensive Rebound			
03:13	14 GHOLAM AZAD V 2 Pts paint missed (2 Out)			
03:13	14 GHOLAM AZAD V Offensive Rebound			
03:13	14 GHOLAM AZAD V 2-Pts paint made (2 In)	29-23	+6	
03:07				12 CURLE DN Personal foul
03:07	14 GHOLAM AZAD V Foul On			
03:03	14 GHOLAM AZAD V Free Throw missed (1 Out)			
02:57				15 NORTJE R Defensive Rebound
02:47		29-25	+4	15 NORTJE R 2-Pts paint made (2 In)
02:35	10 AHMADI A 3-Pts missed (3 Out)			
02:28	15 TORFI MENESHIDI A Offensive Rebound			
02:25	15 TORFI MENESHIDI A 2-Pts missed (2 out)			
02:22				7 TAYLOR N Defensive Rebound
02:17				12 CURLE DN 2 Pts paint missed (2 Out)
02:15				8 GOVENDER J Offensive Rebound
02:06		29-27	+2	15 NORTJE R 2-Pts made (2 In)
02:03				7 TAYLOR N Assist
01:45	14 GHOLAM AZAD V 2-Pts paint made (2 In)	31-27	+4	
01:31				10 PAPENFUS M 2-Pts missed (2 out)



## PLAY BY PLAY

文字比分播报

IRI 73 vs 62 RSA

Attendance: 11500

Game Time	IRI - Iran	Score	Lead	RSA - South Africa
01:29	8 DAGHAGHELEPOUR A Defensive Rebound			
01:12	14 GHOLAM AZAD V 2-Pts paint made (2 In)	33-27	+6	
01:05	4 BOLAGHINALOU S Personal foul			
01:05				12 CURLE DN Foul On
01:05				Time out
01:05				12 CURLE DN Free Throw missed (1 Out)
01:05				12 CURLE DN Free Throw missed (1 Out)
01:04	10 AHMADI A Defensive Rebound			
01:04				12 CURLE DN Personal foul
01:04	10 AHMADI A Foul On			
01:04				12 CURLE DN Player OUT ---->>
01:04				13 WAITES G Player IN <<----
00:54	14 GHOLAM AZAD V 2 Pts paint missed (2 Out)			
00:51				13 WAITES G Defensive Rebound
00:42				15 NORTJE R 2 Pts paint missed (2 Out)
00:37				8 GOVENDER J Offensive Rebound
00:27				10 PAPENFUS M 2-Pts missed (2 out)
00:21	14 GHOLAM AZAD V Defensive Rebound			
00:13	10 AHMADI A 2-Pts missed (2 out)			
00:13	14 GHOLAM AZAD V Defensive Rebound			
00:13	14 GHOLAM AZAD V Technical foul			
00:13		33-28	+5	15 NORTJE R Free Throw made (1 In)
00:13				15 NORTJE R Free Throw missed (1 Out)
00:07	10 AHMADI A Personal foul			
00:07				15 NORTJE R Foul On
00:07				15 NORTJE R Free Throw missed (1 Out)
00:05				15 NORTJE R Free Throw missed (1 Out)
00:03	14 GHOLAM AZAD V Defensive Rebound			

### THIRD QUARTER

#### Quarter Starters:

IRI 8 DAGHAGHELEPOUR A 9 HOSSEIN POUR E 10 AHMADI A 12 GHARIBLOO M 15 TORFI MENESHIDI A  
RSA 7 TAYLOR N 8 GOVENDER J 10 PAPENFUS M 13 WAITES G 15 NORTJE R

Game Time	IRI - Iran	Score	Lead	RSA - South Africa
10:00	8 DAGHAGHELEPOUR A Player IN <<----			
10:00	9 HOSSEIN POUR E Player IN <<----			
10:00	10 AHMADI A Player IN <<----			
10:00	12 GHARIBLOO M Player IN <<----			
10:00	15 TORFI MENESHIDI A Player IN <<----			
10:00				7 TAYLOR N Player IN <<----
10:00				8 GOVENDER J Player IN <<----
10:00				10 PAPENFUS M Player IN <<----



## PLAY BY PLAY

文字比分播报

IRI 73 vs 62 RSA

Attendance: 11500

Game Time	IRI - Iran	Score	Lead	RSA - South Africa
10:00				13 WAITES G Player IN <<----
10:00				15 NORTJE R Player IN <<----
09:36				Tap off situation, throw-in
09:30		33-30	+3	7 TAYLOR N 2-Pts made (2 In)
09:18	10 AHMADI A 3-Pts made (3 In)	36-30	+6	
08:48				10 PAPENFUS M Turnover
08:48	10 AHMADI A Steal			
08:38	10 AHMADI A 2 Pts paint missed (2 Out)			
08:36				15 NORTJE R Defensive Rebound
08:27				13 WAITES G 2 Pts paint missed (2 Out)
08:25	9 HOSSEIN POUR E Defensive Rebound			
08:12	12 GHARIBLOO M 2-Pts paint made (2 In)	38-30	+8	
08:10	10 AHMADI A Assist			
07:57		38-33	+5	7 TAYLOR N 3-Pts made (3 In)
07:41	12 GHARIBLOO M 2 Pts paint missed (2 Out)			
07:37				15 NORTJE R Defensive Rebound
07:25		38-35	+3	13 WAITES G 2-Pts paint made (2 In)
06:59	10 AHMADI A 3-Pts made (3 In)	41-35	+6	
06:57				Time out
06:27				8 GOVENDER J 2 Pts paint missed (2 Out)
06:23	12 GHARIBLOO M Defensive Rebound			
06:19	12 GHARIBLOO M 2-Pts paint made (2 In)	43-35	+8	
06:17	10 AHMADI A Assist			
05:53				15 NORTJE R 2-Pts missed (2 out)
05:51	12 GHARIBLOO M Defensive Rebound			
05:45	10 AHMADI A 2-Pts paint made (2 In)	45-35	+10	
05:40	8 DAGHAGHELEPOUR A Personal foul			
05:40				15 NORTJE R Foul On
05:40				10 PAPENFUS M Player OUT ---->>
05:40				15 NORTJE R Player OUT ---->>
05:40				11 ZONKE T Player IN <<----
05:40				12 CURLE DN Player IN <<----
05:28				12 CURLE DN 2-Pts missed (2 out)
05:27	15 TORFI MENESHIDI A Defensive Rebound			
05:07	12 GHARIBLOO M 2-Pts paint made (2 In)	47-35	+12	
05:05	10 AHMADI A Assist			
04:50				7 TAYLOR N 3-Pts missed (3 Out)
04:49	15 TORFI MENESHIDI A Defensive Rebound			
04:49	8 DAGHAGHELEPOUR A Offensive foul			
04:49				7 TAYLOR N Foul On
04:33				11 ZONKE T 2-Pts missed (2 out)
04:31	15 TORFI MENESHIDI A Defensive Rebound			



## PLAY BY PLAY

文字比分播报

IRI 73 vs 62 RSA

Attendance: 11500

Game Time	IRI - Iran	Score	Lead	RSA - South Africa
04:26	10 AHMADI A Fast Break			
04:19	10 AHMADI A 2-Pts paint made (2 In)	49-35	+14	
04:16	8 DAGHAGHELEPOUR A Assist			
04:10				7 TAYLOR N 3-Pts missed (3 Out)
04:07				12 CURLE DN Offensive Rebound
04:03				8 GOVENDER J 2-Pts missed (2 out)
04:01	12 GHARIBLOO M Defensive Rebound			
03:46	10 AHMADI A Fast Break			
03:43	10 AHMADI A 2-Pts paint made (2 In)	51-35	+16	
03:36	8 DAGHAGHELEPOUR A Steal			
03:36				7 TAYLOR N Turnover
03:31	8 DAGHAGHELEPOUR A Turnover			
03:31				11 ZONKE T Steal
03:20				12 CURLE DN 2 Pts paint missed (2 Out)
03:20				13 WAITES G Offensive Rebound
03:20	12 GHARIBLOO M Personal foul			
03:20				13 WAITES G Foul On
03:20				13 WAITES G Free Throw missed (1 Out)
03:20		51-36	+15	13 WAITES G Free Throw made (1 In)
02:58	15 TORFI MENESHIDI A 2-Pts missed (2 out)			
02:55				12 CURLE DN Defensive Rebound
02:50	9 HOSSEIN POUR E Personal foul			
02:50				12 CURLE DN Foul On
02:50				12 CURLE DN Free Throw missed (1 Out)
02:50		51-37	+14	12 CURLE DN Free Throw made (1 In)
02:43	10 AHMADI A Offensive foul			
02:43	10 AHMADI A Turnover			
02:41				8 GOVENDER J Foul On
02:31		51-39	+12	7 TAYLOR N 2-Pts made (2 In)
02:14	8 DAGHAGHELEPOUR A 2 Pts paint missed (2 Out)			
02:12				13 WAITES G Defensive Rebound
02:07	9 HOSSEIN POUR E Steal			
02:07				11 ZONKE T Turnover
01:51	9 HOSSEIN POUR E Turnover			
01:51				12 CURLE DN Steal
01:39		51-41	+10	13 WAITES G 2-Pts made (2 In)
01:39	Time out			
01:22	9 HOSSEIN POUR E 2 Pts paint missed (2 Out)			
01:19				12 CURLE DN Defensive Rebound
01:11				13 WAITES G 2 Pts paint missed (2 Out)
01:10	12 GHARIBLOO M Defensive Rebound			
01:04				12 CURLE DN Personal foul





## PLAY BY PLAY

文字比分播报

IRI 73 vs 62 RSA

Attendance: 11500

Game Time	IRI - Iran	Score	Lead	RSA - South Africa
01:04	12 GHARIBLOO M Foul On			
00:52	15 TORFI MENESHIDI A 2-Pts paint made (2 In)	53-41	+12	
00:49	8 DAGHAGHELEPOUR A Assist			
00:33		53-43	+10	11 ZONKE T 2-Pts paint made (2 In)
00:31				7 TAYLOR N Assist
00:10	8 DAGHAGHELEPOUR A 3-Pts made (3 In)	56-43	+13	
00:01	8 DAGHAGHELEPOUR A Steal			
00:01				11 ZONKE T Turnover

## FOURTH QUARTER

### Quarter Starters:

IRI

RSA

Game Time	IRI - Iran	Score	Lead	RSA - South Africa
10:00				7 TAYLOR N Player IN <<----
10:00				8 GOVENDER J Player IN <<----
10:00				10 PAPENFUS M Player IN <<----
10:00				12 CURLE DN Player IN <<----
10:00				15 NORTJE R Player IN <<----
10:00	8 DAGHAGHELEPOUR A Player IN <<----			
10:00	10 AHMADI A Player IN <<----			
10:00	12 GHARIBLOO M Player IN <<----			
10:00	9 HOSSEIN POUR E Player IN <<----			
10:00	15 TORFI MENESHIDI A Player IN <<----			
09:57	Tap off situation, throw-in			
09:43	12 GHARIBLOO M 2-Pts paint made (2 In)	58-43	+15	
09:39	10 AHMADI A Assist			
09:24		58-45	+13	15 NORTJE R 2-Pts paint made (2 In)
09:21				7 TAYLOR N Assist
09:06	15 TORFI MENESHIDI A 2 Pts paint missed (2 Out)			
09:01				10 PAPENFUS M Defensive Rebound
08:39				12 CURLE DN 2-Pts missed (2 out)
08:39	Defensive Rebound			
08:31	12 GHARIBLOO M 2 Pts paint missed (2 Out)			
08:27				15 NORTJE R Defensive Rebound
08:08		58-47	+11	10 PAPENFUS M 2-Pts paint made (2 In)
08:06				12 CURLE DN Assist
07:53	10 AHMADI A 2-Pts made (2 In)	60-47	+13	
07:38				7 TAYLOR N 2-Pts missed (2 out)
07:35	15 TORFI MENESHIDI A Defensive Rebound			
07:19	10 AHMADI A 2-Pts paint made (2 In)	62-47	+15	
07:07	15 TORFI MENESHIDI A Personal foul			



## PLAY BY PLAY

文字比分播报

IRI 73 vs 62 RSA

Attendance: 11500

Game Time	IRI - Iran	Score	Lead	RSA - South Africa
07:07				15 NORTJE R Foul On
07:07		62-48	+14	15 NORTJE R Free Throw made (1 In)
07:07		62-49	+13	15 NORTJE R Free Throw made (1 In)
06:43	12 GHARIBLOO M 2-Pts missed (2 out)			
06:41	8 DAGHAGHELEPOUR A Offensive Rebound			
06:38	15 TORFI MENESHIDI A 2-Pts made (2 In)	64-49	+15	
06:38				15 NORTJE R Personal foul
06:38	15 TORFI MENESHIDI A Foul On			
06:38	15 TORFI MENESHIDI A Free Throw missed (1 Out)			
06:30		64-52	+12	7 TAYLOR N 3-Pts made (3 In)
06:12				7 TAYLOR N Personal foul
06:12	12 GHARIBLOO M Foul On			
05:58	15 TORFI MENESHIDI A 2-Pts made (2 In)	66-52	+14	
05:56	10 AHMADI A Assist			
05:42				12 CURLE DN Turnover
05:35				8 GOVENDER J 2 Pts paint missed (2 Out)
05:31				15 NORTJE R Offensive Rebound
05:31		66-54	+12	15 NORTJE R 2-Pts paint made (2 In)
05:12	9 HOSSEIN POUR E 2 Pts paint missed (2 Out)			
05:11				7 TAYLOR N Defensive Rebound
04:51	12 GHARIBLOO M Personal foul			
04:51				15 NORTJE R Foul On
04:51		66-55	+11	15 NORTJE R Free Throw made (1 In)
04:50				15 NORTJE R Free Throw missed (1 Out)
04:41	12 GHARIBLOO M Defensive Rebound			
04:35				8 GOVENDER J Personal foul
04:35	15 TORFI MENESHIDI A Foul On			
04:35	15 TORFI MENESHIDI A Free Throw missed (1 Out)			
04:33	15 TORFI MENESHIDI A Free Throw missed (1 Out)			
04:30				12 CURLE DN Defensive Rebound
04:20				7 TAYLOR N Turnover
04:20				Time out
04:20	9 HOSSEIN POUR E Player OUT ---->>			
04:20	4 BOLAGHINALOU S Player IN <<----			
04:20	12 GHARIBLOO M Player OUT ---->>			
04:20	14 GHOLAM AZAD V Player IN <<----			
04:11				8 GOVENDER J Personal foul
04:11	10 AHMADI A Foul On			
04:11	10 AHMADI A Free Throw made (1 In)	67-55	+12	
04:11	10 AHMADI A Free Throw made (1 In)	68-55	+13	
03:52		68-57	+11	7 TAYLOR N 2-Pts paint made (2 In)
03:51				12 CURLE DN Assist



PLAY BY PLAY

文字比分播报

IRI 73 vs 62 RSA

Attendance: 11500

Game Time	IRI - Iran	Score	Lead	RSA - South Africa
03:33	14 GHOLAM AZAD V 2 Pts paint missed (2 Out)			
03:31				7 TAYLOR N Defensive Rebound
03:21		68-59	+9	15 NORTJE R 2-Pts paint made (2 In)
02:55	10 AHMADI A 3-Pts missed (3 Out)			
02:55				Defensive Rebound
02:35	15 TORFI MENESHIDI A Personal foul			
02:35				15 NORTJE R Foul On
02:19	15 TORFI MENESHIDI A Steal			
02:19				10 PAPENFUS M Turnover
02:19				7 TAYLOR N Personal foul
02:19	8 DAGHAGHELEPOUR A Foul On			
02:19	8 DAGHAGHELEPOUR A Free Throw missed (1 Out)			
02:14	8 DAGHAGHELEPOUR A Free Throw missed (1 Out)			
02:12	15 TORFI MENESHIDI A Offensive Rebound			
02:12	15 TORFI MENESHIDI A 2 Pts paint missed (2 Out)			
02:10				12 CURLE DN Defensive Rebound
01:59				7 TAYLOR N 3-Pts missed (3 Out)
01:57	14 GHOLAM AZAD V Defensive Rebound			
01:52				7 TAYLOR N Personal foul
01:52	10 AHMADI A Foul On			
01:52	4 BOLAGHINALOU S Player OUT ---->>			
01:52	9 HOSSEIN POUR E Player IN <<----			
01:52				Time out
01:52	10 AHMADI A Free Throw missed (1 Out)			
01:52	10 AHMADI A Free Throw made (1 In)	69-59	+10	
01:23				15 NORTJE R 2-Pts missed (2 out)
01:17	10 AHMADI A Defensive Rebound			
01:15	10 AHMADI A 2-Pts paint made (2 In)	71-59	+12	
01:13	8 DAGHAGHELEPOUR A Personal foul			
01:13				15 NORTJE R Foul On
00:55				15 NORTJE R Turnover
00:47	8 DAGHAGHELEPOUR A Player OUT ---->>			
00:47	8 DAGHAGHELEPOUR A Player IN <<----			
00:47	14 GHOLAM AZAD V Player OUT ---->>			
00:47	12 GHARIBLOO M Player IN <<----			
00:46	Time out			
00:35		71-61	+10	15 NORTJE R 2-Pts paint made (2 In)
00:35				10 PAPENFUS M Assist
00:35	10 AHMADI A Personal foul			
00:35				15 NORTJE R Foul On
00:35		71-62	+9	15 NORTJE R Free Throw made (1 In)
00:33				7 TAYLOR N Personal foul



## PLAY BY PLAY

文字比分播报

**IRI 73 vs 62 RSA**

**Attendance: 11500**

Game Time	IRI - Iran	Score	Lead	RSA - South Africa
00:33	8 DAGHAGHELEPOUR A Foul On			
00:33	8 DAGHAGHELEPOUR A Free Throw missed (1 Out)			
00:31	8 DAGHAGHELEPOUR A Free Throw missed (1 Out)			
00:27				7 TAYLOR N Defensive Rebound
00:26				15 NORTJE R Turnover
00:26	Time out			
00:23				10 PAPENFUS M Personal foul
00:23	12 GHARIBLOO M Foul On			
00:23	12 GHARIBLOO M Free Throw made (1 In)	72-62	+10	
00:23	12 GHARIBLOO M Free Throw made (1 In)	73-62	+11	
00:09				15 NORTJE R 3-Pts missed (3 Out)
00:06	9 HOSSEIN POUR E Defensive Rebound			
00:03				7 TAYLOR N Steal
00:03	15 TORFI MENESHIDI A Turnover			
00:01				7 TAYLOR N 2-Pts missed (2 out)



## RESULTS

比赛成绩

### IRI 33 vs 28 RSA

Attendance: 0

Referee: KINDERVATER Max (GER)

Commissioner: LOVE Greg (AUS)

Umpires: HO Shuet Mei (SIN); BURFORD Jonathon Blake (USA)

Classifier:

		Q1		Q2	
Scoring by 5 min intervals:	IRI	6	13	23	33
	RSA	3	10	21	28

#### IRI - ISLAMIC REPUBLIC of IRAN

No.	Name	Sport Class	MIN	Field Goals		2 Points		3 Points		Free Throws		Rebounds			AS	TO	ST	BS	PF	FO	PTS
				M/A	%	M/A	%	M/A	%	M/A	%	OR	DR	TOT							
*4	BOLAGHINALOU Saman	1.0	17:07												1					1	0
*8	DAGHAGHELEPOUR Ahmad	1.5	11:41	0/2	0			0/2	0				1	1							0
*10	AHMADI Alireza	3.0	20:00	1/5	20	1/2	50	0/3	0	1/2	50		3	3	5		1		1	2	3
*12	GHARIBLOO Morteza	4.0	16:25	2/7	29	2/6	33	0/1	0				1	5	6		1		2	4	4
*15	TORFI MENESHIDI Adel	4.0	11:41	3/8	38	3/8	38						1	1	2	1	1	2		4	6
5	HESAMY ZADEH Zakaria	2.5	00:00																		0
6	MANSOURI Hakim	2.0	00:00																		0
7	AHMADI Ebrahim	4.0	00:00																		0
9	HOSSEIN POUR Esmaeel	1.5	11:12	1/1	100	1/1	100								1	1			2	2	2
11	NAMI Gholamreza (C)	1.0	00:00																		0
13	SIEFI Bahman	2.0	00:00																		0
14	GHOLAM AZAD Vahid	4.5	11:54	9/16	56	9/16	56			0/1	0		3	6	9		1		3	1	18
Team/Coach																					
<b>Totals</b>				16/39	41	16/33	48	0/6	0	1/3	33	5	16	21	8	3	4		9	7	33
Coach		KAMRAVA Abdolghafour																			
Assistant Coach		ESHGH Kamal																			

#### RSA - SOUTH AFRICA

No.	Name	Sport Class	MIN	Field Goals		2 Points		3 Points		Free Throws		Rebounds			AS	TO	ST	BS	PF	FO	PTS
				M/A	%	M/A	%	M/A	%	M/A	%	OR	DR	TOT							
*4	RETIEF Marcus	1.0	10:00										2	2					2		0
*7	TAYLOR Nicholas	2.0	20:00	5/9	56	3/3	100	2/6	33				2	2	2	3					12
*10	PAPENFUS Marius (C)	2.5	20:00	1/6	17	1/6	17						2	1	3		1	1	1		2
*12	CURLE David Nathaniel	3.5	15:04	0/1	0	0/1	0			1/4	25		3	3	1		1		3	2	1
*15	NORTJE Richard	4.5	20:00	5/12	42	5/12	42			3/6	50		1	5	6	1	2		1	6	13
5	HARTNICK Shaun	1.0	00:00																		0
6	WILLIAMS Ralph	2.0	00:00																		0
8	GOVENDER Justin	1.0	10:00											2	2						0
9	GUMBI Siphamandla	3.0	00:00																		0
11	ZONKE Thandile	3.5	00:00																		0
13	WAITES Grant	4.0	01:04										1	1							0
14	NEL Jeremy	4.0	03:52										2	2							0
Team/Coach																					
<b>Totals</b>				11/28	39	9/22	41	2/6	33	4/10	40	6	17	23	4	7	2		7	8	28
Coach		SIERRA Vivian																			
Assistant Coach		MOSUOE Kelebhone																			

	IRI	RSA
Points from Turnovers	2	3
Points in the Paint	18	12
Second Chance Points	6	8
Fast Break Points	0	0

	IRI	RSA
Biggest Lead	7	1
Biggest Scoring Run	6-0(27-21)	7-0(21-21)
Lead Changes	3	
Times Tied	1	

#### Legend:

%	Shooting Percentage	(C)	Captain	*	Starters	AS	Assists
BS	Blocked Shots	DR	Defensive Rebounds	FO	Fouls On	M/A	Made/Attempts
MIN	Minutes Played	OR	Offensive Rebounds	PF	Fouls	PTS	Points
Qx	Quarter Time	ST	Steals	TO	Turnovers	TOT	Total Rebounds



## RESULTS

比赛成绩

### IRI 73 vs 62 RSA

Attendance: 11500

Referee: KINDERVATER Max (GER)

Commissioner: LOVE Greg (AUS)

Umpires: HO Shuet Mei (SIN); BURFORD Jonathon Blake (USA)

Classifier:

		Q1		Q2		Q3		Q4	
Scoring by 5 min intervals:	IRI	6	13	23	33	47	56	66	73
	RSA	3	10	21	28	35	43	54	62

#### IRI - ISLAMIC REPUBLIC of IRAN

No.	Name	Sport Class	MIN	Field Goals		2 Points		3 Points		Free Throws		Rebounds			AS	TO	ST	BS	PF	FO	PTS
				M/A	%	M/A	%	M/A	%	M/A	%	OR	DR	TOT							
*4	BOLAGHINALOU Saman	1.0	19:35												1				1		0
*8	DAGHAGHELEPOUR Ahmad	1.5	31:41	1/4	25	0/1	0	1/3	33	0/4	0	1	1	2	2	1	2		3	2	3
*10	AHMADI Alireza	3.0	40:00	9/15	60	7/9	78	2/6	33	4/6	67		4	4	10	1	2		3	4	24
*12	GHARIBLOO Morteza	4.0	32:52	6/14	43	6/13	46	0/1	0	2/2	100	1	10	11			1		4	3	14
*15	TORFI MENESHIDI Adel	4.0	31:41	6/14	43	6/14	43			0/3	0	2	5	7	1	2	3		2	6	12
5	HESAMY ZADEH Zakaria	2.5	00:00																		0
6	MANSOURI Hakim	2.0	00:00																		0
7	AHMADI Ebrahim	4.0	00:00																		0
9	HOSSEIN POUR Esmaeel	1.5	28:44	1/3	33	1/3	33					2	2	1	2	1		3		2	
11	NAMI Gholamreza (C)	1.0	00:00																		0
13	SIEFI Bahman	2.0	00:00																		0
14	GHOLAM AZAD Vahid	4.5	15:27	9/17	53	9/17	53			0/1	0	3	7	10		1		3	1	18	
Team/Coach																					
<b>Totals</b>				32/67	48	29/57	51	3/10	30	6/16	38	7	30	37	15	7	9		19	16	73
<b>Coach</b>		KAMRAVA Abdolghafour																			
<b>Assistant Coach</b>		ESHGH Kamal																			

#### RSA - SOUTH AFRICA

No.	Name	Sport Class	MIN	Field Goals		2 Points		3 Points		Free Throws		Rebounds			AS	TO	ST	BS	PF	FO	PTS
				M/A	%	M/A	%	M/A	%	M/A	%	OR	DR	TOT							
*4	RETIEF Marcus	1.0	10:00									2	2					2		0	
*7	TAYLOR Nicholas	2.0	40:00	10/19	53	6/8	75	4/11	36			5	5	4	5	1		4	1	24	
*10	PAPENFUS Marius (C)	2.5	34:20	2/7	29	2/7	29					2	2	4	1	3	1	2		4	
*12	CURLE David Nathaniel	3.5	30:44	0/4	0	0/4	0			2/6	33	1	7	8	3	1	2		4	3	2
*15	NORTJE Richard	4.5	34:20	9/19	47	9/18	50	0/1	0	7/11	64	2	8	10	1	4		2	12	25	
5	HARTNICK Shaun	1.0	00:00																	0	
6	WILLIAMS Ralph	2.0	00:00																	0	
8	GOVENDER Justin	1.0	30:00	0/3	0	0/3	0					2	2					2	1	0	
9	GUMBI Siphamandla	3.0	00:00																	0	
11	ZONKE Thandile	3.5	05:40	1/2	50	1/2	50								2	1				2	
13	WAITES Grant	4.0	11:04	2/4	50	2/4	50			1/2	50	1	2	3					1	5	
14	NEL Jeremy	4.0	03:52									2	2							0	
Team/Coach																					
<b>Totals</b>				24/58	41	20/46	43	4/12	33	10/19	53	9	30	39	9	16	5		16	18	62
<b>Coach</b>		SIERRA Vivian																			
<b>Assistant Coach</b>		MOSUOE Kelebhone																			

	IRI	RSA
Points from Turnovers	4	8
Points in the Paint	38	28
Second Chance Points	8	11
Fast Break Points	4	0

	IRI	RSA
Biggest Lead	16	1
Biggest Scoring Run	13-0(51-35)	7-0(21-21)
Lead Changes	3	
Times Tied	1	

#### Legend:

%	Shooting Percentage	(C)	Captain	*	Starters	AS	Assists
BS	Blocked Shots	DR	Defensive Rebounds	FO	Fouls On	M/A	Made/Attempts
MIN	Minutes Played	OR	Offensive Rebounds	OTx	Overtime	PF	Fouls
PTS	Points	Qx	Quarter Time	ST	Steals	TO	Turnovers
TOT	Total Rebounds						



## START LIST

首发名单

### JPN - SWE

**Referee:** GAUTHIER Sebastien (CAN)  
**Umpires:** OTTO Jorg-Ulrich (GER); JIN Zhuo (CHN)

**Commissioner:** de KNOCK Luc D H M (BEL)  
**Classifier:**

#### JPN - Japan

No.	Name	Pos	Age	Sport Class	Current Games Statistics						
					PPG	FG%	3FG%	FT%	RPG	APG	MPG (GP)
4	MIURA Fumiharu	G	29	2.5	0.0						00:00 (0)
5	MORI Noriyuki	F	37	2.0	0.0						00:00 (0)
6	MIYAJIMA Tetsuya	C	19	4.0	0.0						00:00 (0)
7	SATO Satoshi	F	32	1.0	0.0						00:00 (0)
8	KORETOMO Keisuke	G	37	3.0	0.0						00:00 (0)
9	KOZAI Hiroaki	F	20	3.5	0.0						00:00 (0)
10	SUZUKI Akimasa	F	31	3.5	0.0						00:00 (0)
11	FUJII Shingo (C)	G	30	1.5	0.0						00:00 (0)
12	KYOYA Kazuyuki	G	37	1.0	0.0						00:00 (0)
13	FUJIMOTO Reo	C	24	4.5	0.0						00:00 (0)
14	OSHIMA Tomohiko	C	37	4.0	0.0						00:00 (0)
15	MAEDA Kenzo	F	33	4.5	0.0						00:00 (0)
Team			30.5		0.0						
<b>Coach</b>		OKUHARA Akio									
<b>Assistant Coach</b>		SAKANO Haruo									

JPN Played		
PR	GER	08 SEP
PR	IRI	09 SEP
PR	CAN	10 SEP
PR	RSA	11 SEP

#### SWE - Sweden

No.	Name	Pos	Age	Sport Class	Current Games Statistics						
					PPG	FG%	3FG%	FT%	RPG	APG	MPG (GP)
4	NYLANDER Patrik	F	28	2.0	0.0						00:00 (0)
5	GUSTAVSSON Joachim	F	36	3.5	0.0						00:00 (0)
6	LARSSON Niclas	F	39	1.0	0.0						00:00 (0)
7	BYQVIST Per	C	40	3.0	0.0						00:00 (0)
8	ABLORH Enoch (C)	G	36	4.0	0.0						00:00 (0)
9	WALLIN Dan	C	34	4.0	0.0						00:00 (0)
10	HAIDARI Hussein	G	29	3.0	0.0						00:00 (0)
11	KOHLSTROM Peter	F	33	2.5	0.0						00:00 (0)
12	AKERBERG Thomas	F	40	3.0	0.0						00:00 (0)
13	LARSSON Thomas	F	39	1.0	0.0						00:00 (0)
14	LINDEN Joakim	F	19	2.5	0.0						00:00 (0)
15	MENG Robin	G	18	3.0	0.0						00:00 (0)
Team			32.6		0.0						
<b>Coach</b>		LOPES Ines									
<b>Assistant Coach</b>		ANDER Nils					ANDERSSON Lars Gunnar				

SWE Played		
PR	IRI	08 SEP
PR	CAN	09 SEP
PR	RSA	10 SEP
PR	GER	11 SEP

**Legend:**

3FG%	3 Field Goals %	APG	Assists per Game	C	Centre	F	Forward
FG%	Field Goals %	FT%	Free Throws %	G	Guard	GP	Games Played
MPG	Minutes Played per Game	Pos	Playing Position	PPG	Points per Game	PR	Preliminary Round
RPG	Rebounds per Game						



## PLAY BY PLAY

文字比分播报

JPN 15 vs 33 SWE

Attendance: 11797

		Q1		Q2	
Scoring by 5 min intervals:	JPN	0	6	12	15
	SWE	5	16	26	33

### FIRST QUARTER

#### Quarter Starters:

JPN 9 KOZAI H                      10 SUZUKI A                      11 FUJII S                      12 KYOYA K                      13 FUJIMOTO R  
SWE 5 GUSTAVSSON J              9 WALLIN D                      10 HAIDARI H                      11 KOHLSTROM P                      13 LARSSON T

Game Time	JPN - Japan	Score	Lead	SWE - Sweden
10:00	9 KOZAI H Player IN <<<<<<			
10:00	10 SUZUKI A Player IN <<<<<<			
10:00	11 FUJII S Player IN <<<<<<			
10:00	12 KYOYA K Player IN <<<<<<			
10:00	13 FUJIMOTO R Player IN <<<<<<			
10:00				5 GUSTAVSSON J Player IN <<<<<<
10:00				9 WALLIN D Player IN <<<<<<
10:00				10 HAIDARI H Player IN <<<<<<
10:00				11 KOHLSTROM P Player IN <<<<<<
10:00				13 LARSSON T Player IN <<<<<<
10:00	13 FUJIMOTO R Tap off won			9 WALLIN D Tap off lost
09:43	9 KOZAI H 2-Pts missed (2 out)			
09:42				9 WALLIN D Defensive Rebound
09:37	12 KYOYA K Personal foul			
09:37				10 HAIDARI H Foul On
09:37		0-1	-1	10 HAIDARI H Free Throw made (1 In)
09:37				10 HAIDARI H Free Throw missed (1 Out)
09:36	9 KOZAI H Defensive Rebound			
09:21	13 FUJIMOTO R 2-Pts missed (2 out)			
09:19				5 GUSTAVSSON J Defensive Rebound
09:09				10 HAIDARI H 2 Pts paint missed (2 Out)
09:08	9 KOZAI H Defensive Rebound			
08:53	13 FUJIMOTO R 2-Pts missed (2 out)			
08:53				9 WALLIN D Defensive Rebound
08:53	12 KYOYA K Personal foul			
08:53				10 HAIDARI H Foul On
08:32				10 HAIDARI H 2 Pts paint missed (2 Out)
08:30				10 HAIDARI H Offensive Rebound
08:12				10 HAIDARI H 2 Pts paint missed (2 Out)
08:09	13 FUJIMOTO R Defensive Rebound			
07:51	13 FUJIMOTO R 3-Pts missed (3 Out)			
07:49				9 WALLIN D Defensive Rebound
07:39				9 WALLIN D 2 Pts paint missed (2 Out)
07:37				11 KOHLSTROM P Offensive Rebound





## PLAY BY PLAY

文字比分播报

JPN 15 vs 33 SWE

Attendance: 11797

Game Time	JPN - Japan	Score	Lead	SWE - Sweden
07:22		0-3	-3	10 HAIDARI H 2-Pts paint made (2 In)
07:04	10 SUZUKI A Offensive foul			
07:04	10 SUZUKI A Turnover			
07:04				5 GUSTAVSSON J Foul On
06:50				11 KOHLSTROM P 2-Pts missed (2 out)
06:48	13 FUJIMOTO R Defensive Rebound			
06:41	13 FUJIMOTO R Turnover			
06:41				5 GUSTAVSSON J Steal
06:29				5 GUSTAVSSON J 2-Pts missed (2 out)
06:29				Offensive Rebound
06:25				5 GUSTAVSSON J 2-Pts missed (2 out)
06:25				Offensive Rebound
06:17		0-5	-5	11 KOHLSTROM P 2-Pts paint made (2 In)
06:14				13 LARSSON T Assist
06:02	9 KOZAI H Turnover			
06:02	11 FUJII S Player OUT ---->>			
06:02	13 FUJIMOTO R Player OUT ---->>			
06:02	5 MORI N Player IN <<----			
06:02	14 OSHIMA T Player IN <<----			
05:45				9 WALLIN D 2 Pts paint missed (2 Out)
05:43	10 SUZUKI A Defensive Rebound			
05:29	12 KYOYA K 2-Pts missed (2 out)			
05:27				5 GUSTAVSSON J Defensive Rebound
05:21				13 LARSSON T 2 Pts paint missed (2 Out)
05:19	9 KOZAI H Defensive Rebound			
05:01	9 KOZAI H 2 Pts paint missed (2 Out)			
04:59				5 GUSTAVSSON J Defensive Rebound
04:48				9 WALLIN D 2 Pts paint missed (2 Out)
04:47				9 WALLIN D Offensive Rebound
04:47		0-7	-7	9 WALLIN D 2-Pts paint made (2 In)
04:47	Time out			
04:30	10 SUZUKI A 2 Pts paint missed (2 Out)			
04:30				Defensive Rebound
04:18		0-9	-9	10 HAIDARI H 2-Pts paint made (2 In)
03:48	9 KOZAI H 3-Pts missed (3 Out)			
03:46	14 OSHIMA T Offensive Rebound			
03:46	14 OSHIMA T 2-Pts paint made (2 In)	2-9	-7	
03:24		2-11	-9	11 KOHLSTROM P 2-Pts paint made (2 In)
03:23				10 HAIDARI H Assist
03:00	10 SUZUKI A 2-Pts made (2 In)	4-11	-7	
02:58	9 KOZAI H Assist			
02:51		4-13	-9	10 HAIDARI H 2-Pts paint made (2 In)



## PLAY BY PLAY

文字比分播报

JPN 15 vs 33 SWE

Attendance: 11797

Game Time	JPN - Japan	Score	Lead	SWE - Sweden
02:32	12 KYOYA K 3-Pts missed (3 Out)			
02:30				9 WALLIN D Defensive Rebound
02:24				10 HAIDARI H 2 Pts paint missed (2 Out)
02:22	9 KOZAI H Defensive Rebound			
02:12	9 KOZAI H 3-Pts missed (3 Out)			
02:11				5 GUSTAVSSON J Defensive Rebound
01:56				10 HAIDARI H 2-Pts missed (2 out)
01:56	5 MORI N Player OUT ---->>			
01:56	14 OSHIMA T Player OUT ---->>			
01:56	11 FUJII S Player IN <<----			
01:56	13 FUJIMOTO R Player IN <<----			
01:39	9 KOZAI H 3-Pts missed (3 Out)			
01:36				9 WALLIN D Defensive Rebound
01:32	9 KOZAI H Personal foul			
01:32				11 KOHLSTROM P Foul On
01:32		4-14	-10	11 KOHLSTROM P Free Throw made (1 In)
01:30				11 KOHLSTROM P Free Throw missed (1 Out)
01:27	10 SUZUKI A Defensive Rebound			
01:14	13 FUJIMOTO R 2 Pts paint missed (2 Out)			
01:11				5 GUSTAVSSON J Defensive Rebound
01:02				11 KOHLSTROM P 2 Pts paint missed (2 Out)
01:02	Defensive Rebound			
00:41	13 FUJIMOTO R 2 Pts paint missed (2 Out)			
00:40				9 WALLIN D Defensive Rebound
00:26		4-16	-12	11 KOHLSTROM P 2-Pts paint made (2 In)
00:24				10 HAIDARI H Assist
00:01	13 FUJIMOTO R 2-Pts made (2 In)	6-16	-10	
00:01	11 FUJII S Assist			

## SECOND QUARTER

### Quarter Starters:

JPN 9 KOZAI H                      10 SUZUKI A                      11 FUJII S                      12 KYOYA K                      13 FUJIMOTO R  
SWE 5 GUSTAVSSON J              6 LARSSON N                      9 WALLIN D                      10 HAIDARI H                      11 KOHLSTROM P

Game Time	JPN - Japan	Score	Lead	SWE - Sweden
10:00	9 KOZAI H Player IN <<----			
10:00	10 SUZUKI A Player IN <<----			
10:00	11 FUJII S Player IN <<----			
10:00	12 KYOYA K Player IN <<----			
10:00				5 GUSTAVSSON J Player IN <<----
10:00				6 LARSSON N Player IN <<----
10:00				9 WALLIN D Player IN <<----
10:00				10 HAIDARI H Player IN <<----



## PLAY BY PLAY

文字比分播报

JPN 15 vs 33 SWE

Attendance: 11797

Game Time	JPN - Japan	Score	Lead	SWE - Sweden
10:00				11 KOHLSTROM P Player IN <<-----
10:00	13 FUJIMOTO R Player IN <<-----			
00:00				Tap off situation, throw-in
09:45				6 LARSSON N 2 Pts paint missed (2 Out)
09:44	13 FUJIMOTO R Defensive Rebound			
09:30	11 FUJII S 2 Pts paint missed (2 Out)			
09:27				10 HAIDARI H Defensive Rebound
09:20		6-18	-12	10 HAIDARI H 2-Pts paint made (2 In)
08:57	9 KOZAI H 2-Pts missed (2 out)			
08:55				9 WALLIN D Defensive Rebound
08:46				10 HAIDARI H 2 Pts paint missed (2 Out)
08:44	11 FUJII S Defensive Rebound			
08:33	13 FUJIMOTO R 2 Pts paint missed (2 Out)			
08:31				10 HAIDARI H Defensive Rebound
08:18	10 SUZUKI A Personal foul			
08:18				9 WALLIN D Foul On
08:18	10 SUZUKI A Player OUT ---->>			
08:18	12 KYOYA K Player OUT ---->>			
08:18	12 KYOYA K Player IN <<-----			
08:18	13 FUJIMOTO R Player OUT ---->>			
08:18	6 MIYAJIMA T Player IN <<-----			
08:18	14 OSHIMA T Player IN <<-----			
08:10		6-20	-14	11 KOHLSTROM P 2-Pts paint made (2 In)
08:08				6 LARSSON N Assist
07:37	9 KOZAI H 2-Pts missed (2 out)			
07:34				5 GUSTAVSSON J Defensive Rebound
07:22		6-22	-16	10 HAIDARI H 2-Pts paint made (2 In)
07:02				10 HAIDARI H Personal foul
07:02	14 OSHIMA T Foul On			
07:02	9 KOZAI H Player OUT ---->>			
07:02	10 SUZUKI A Player IN <<-----			
06:51	11 FUJII S 2-Pts paint made (2 In)	8-22	-14	
06:49	14 OSHIMA T Assist			
06:30				11 KOHLSTROM P 2-Pts missed (2 out)
06:28	14 OSHIMA T Defensive Rebound			
06:26				10 HAIDARI H Personal foul
06:26	6 MIYAJIMA T Foul On			
06:14	6 MIYAJIMA T 2-Pts paint made (2 In)	10-22	-12	
06:13	11 FUJII S Assist			
05:50	6 MIYAJIMA T Steal			
05:50				10 HAIDARI H Turnover
05:48	10 SUZUKI A Fast Break			



## PLAY BY PLAY

文字比分播报

JPN 15 vs 33 SWE

Attendance: 11797

Game Time	JPN - Japan	Score	Lead	SWE - Sweden
05:48	10 SUZUKI A 2-Pts paint made (2 In)	12-22	-10	
05:48				Time out
05:48				9 WALLIN D Player OUT ---->>
05:48				8 ABLORH E Player IN <<----
05:29		12-24	-12	8 ABLORH E 2-Pts made (2 In)
05:27				5 GUSTAVSSON J Assist
05:07	14 OSHIMA T 2-Pts missed (2 out)			
05:04	6 MIYAJIMA T Offensive Rebound			
05:02	12 KYOYA K Turnover			
05:02				10 HAIDARI H Steal
05:02	14 OSHIMA T Unsportmanlike foul			
05:02				10 HAIDARI H Foul On
05:02		12-25	-13	10 HAIDARI H Free Throw made (1 In)
05:02		12-26	-14	10 HAIDARI H Free Throw made (1 In)
04:39				10 HAIDARI H 3-Pts missed (3 Out)
04:36				11 KOHLSTROM P Offensive Rebound
04:22		12-28	-16	11 KOHLSTROM P 2-Pts paint made (2 In)
04:20				8 ABLORH E Assist
04:06	6 MIYAJIMA T 2 Pts paint missed (2 Out)			
04:04	6 MIYAJIMA T Offensive Rebound			
04:04	6 MIYAJIMA T 2 Pts paint missed (2 Out)			
04:04				Defensive Rebound
04:04	6 MIYAJIMA T Player OUT ---->>			
04:04	14 OSHIMA T Player OUT ---->>			
04:04	9 KOZAI H Player IN <<----			
04:04	13 FUJIMOTO R Player IN <<----			
04:04				6 LARSSON N Player OUT ---->>
04:04				13 LARSSON T Player IN <<----
03:40		12-30	-18	10 HAIDARI H 2-Pts made (2 In)
03:40				11 KOHLSTROM P Personal foul
03:40	10 SUZUKI A Foul On			
03:29				5 GUSTAVSSON J Personal foul
03:29	9 KOZAI H Foul On			
03:29	9 KOZAI H Free Throw missed (1 Out)			
03:29	9 KOZAI H Free Throw made (1 In)	13-30	-17	
03:19	13 FUJIMOTO R Personal foul			
03:19				5 GUSTAVSSON J Foul On
03:19	Time out			
03:19		13-31	-18	5 GUSTAVSSON J Free Throw made (1 In)
03:18				5 GUSTAVSSON J Free Throw missed (1 Out)
03:15	10 SUZUKI A Defensive Rebound			
02:56	13 FUJIMOTO R 2-Pts missed (2 out)			



## PLAY BY PLAY

文字比分播报

JPN 15 vs 33 SWE

Attendance: 11797

Game Time	JPN - Japan	Score	Lead	SWE - Sweden
02:54				5 GUSTAVSSON J Defensive Rebound
02:37		13-33	-20	8 ABLORH E 2-Pts made (2 In)
02:35				10 HAIDARI H Assist
02:18	12 KYOYA K 2-Pts missed (2 out)			
02:16				5 GUSTAVSSON J Defensive Rebound
01:56				10 HAIDARI H 3-Pts missed (3 Out)
01:56	Defensive Rebound			
01:29	9 KOZAI H 2-Pts made (2 In)	15-33	-18	
01:27	11 FUJII S Assist			
01:13				8 ABLORH E 2-Pts missed (2 out)
01:09	10 SUZUKI A Defensive Rebound			
00:52	13 FUJIMOTO R 2 Pts paint missed (2 Out)			
00:49				5 GUSTAVSSON J Defensive Rebound
00:28				10 HAIDARI H 2-Pts missed (2 out)
00:24				13 LARSSON T Offensive Rebound
00:03				5 GUSTAVSSON J 2-Pts missed (2 out)
00:01	12 KYOYA K Defensive Rebound			
00:01	11 FUJII S 3-Pts missed (3 Out)			



## PLAY BY PLAY

文字比分播报

JPN 49 vs 61 SWE

Attendance: 12000

Scoring by 5 min intervals:		Q1		Q2		Q3		Q4	
JPN		0	6	12	15	28	34	42	49
SWE		5	16	26	33	39	45	51	61

### FIRST QUARTER

#### Quarter Starters:

JPN 9 KOZAI H                      10 SUZUKI A                      11 FUJII S                      12 KYOYA K                      13 FUJIMOTO R  
SWE 5 GUSTAVSSON J              9 WALLIN D                      10 HAIDARI H                      11 KOHLSTROM P                      13 LARSSON T

Game Time	JPN - Japan	Score	Lead	SWE - Sweden
10:00	9 KOZAI H Player IN <<<<<<			
10:00	10 SUZUKI A Player IN <<<<<<			
10:00	11 FUJII S Player IN <<<<<<			
10:00	12 KYOYA K Player IN <<<<<<			
10:00	13 FUJIMOTO R Player IN <<<<<<			
10:00				5 GUSTAVSSON J Player IN <<<<<<
10:00				9 WALLIN D Player IN <<<<<<
10:00				10 HAIDARI H Player IN <<<<<<
10:00				11 KOHLSTROM P Player IN <<<<<<
10:00				13 LARSSON T Player IN <<<<<<
10:00	13 FUJIMOTO R Tap off won			9 WALLIN D Tap off lost
09:43	9 KOZAI H 2-Pts missed (2 out)			
09:42				9 WALLIN D Defensive Rebound
09:37	12 KYOYA K Personal foul			
09:37				10 HAIDARI H Foul On
09:37		0-1	-1	10 HAIDARI H Free Throw made (1 In)
09:37				10 HAIDARI H Free Throw missed (1 Out)
09:36	9 KOZAI H Defensive Rebound			
09:21	13 FUJIMOTO R 2-Pts missed (2 out)			
09:19				5 GUSTAVSSON J Defensive Rebound
09:09				10 HAIDARI H 2 Pts paint missed (2 Out)
09:08	9 KOZAI H Defensive Rebound			
08:53	13 FUJIMOTO R 2-Pts missed (2 out)			
08:53				9 WALLIN D Defensive Rebound
08:53	12 KYOYA K Personal foul			
08:53				10 HAIDARI H Foul On
08:32				10 HAIDARI H 2 Pts paint missed (2 Out)
08:30				10 HAIDARI H Offensive Rebound
08:12				10 HAIDARI H 2 Pts paint missed (2 Out)
08:09	13 FUJIMOTO R Defensive Rebound			
07:51	13 FUJIMOTO R 3-Pts missed (3 Out)			
07:49				9 WALLIN D Defensive Rebound
07:39				9 WALLIN D 2 Pts paint missed (2 Out)
07:37				11 KOHLSTROM P Offensive Rebound



## PLAY BY PLAY

文字比分播报

JPN 49 vs 61 SWE

Attendance: 12000

Game Time	JPN - Japan	Score	Lead	SWE - Sweden
07:22		0-3	-3	10 HAIDARI H 2-Pts paint made (2 In)
07:04	10 SUZUKI A Offensive foul			
07:04	10 SUZUKI A Turnover			
07:04				5 GUSTAVSSON J Foul On
06:50				11 KOHLSTROM P 2-Pts missed (2 out)
06:48	13 FUJIMOTO R Defensive Rebound			
06:41	13 FUJIMOTO R Turnover			
06:41				5 GUSTAVSSON J Steal
06:29				5 GUSTAVSSON J 2-Pts missed (2 out)
06:29				Offensive Rebound
06:25				5 GUSTAVSSON J 2-Pts missed (2 out)
06:25				Offensive Rebound
06:17		0-5	-5	11 KOHLSTROM P 2-Pts paint made (2 In)
06:14				13 LARSSON T Assist
06:02	9 KOZAI H Turnover			
06:02	11 FUJII S Player OUT ---->>			
06:02	13 FUJIMOTO R Player OUT ---->>			
06:02	5 MORI N Player IN <<----			
06:02	14 OSHIMA T Player IN <<----			
05:45				9 WALLIN D 2 Pts paint missed (2 Out)
05:43	10 SUZUKI A Defensive Rebound			
05:29	12 KYOYA K 2-Pts missed (2 out)			
05:27				5 GUSTAVSSON J Defensive Rebound
05:21				13 LARSSON T 2 Pts paint missed (2 Out)
05:19	9 KOZAI H Defensive Rebound			
05:01	9 KOZAI H 2 Pts paint missed (2 Out)			
04:59				5 GUSTAVSSON J Defensive Rebound
04:48				9 WALLIN D 2 Pts paint missed (2 Out)
04:47				9 WALLIN D Offensive Rebound
04:47		0-7	-7	9 WALLIN D 2-Pts paint made (2 In)
04:47	Time out			
04:30	10 SUZUKI A 2 Pts paint missed (2 Out)			
04:30				Defensive Rebound
04:18		0-9	-9	10 HAIDARI H 2-Pts paint made (2 In)
03:48	9 KOZAI H 3-Pts missed (3 Out)			
03:46	14 OSHIMA T Offensive Rebound			
03:46	14 OSHIMA T 2-Pts paint made (2 In)	2-9	-7	
03:24		2-11	-9	11 KOHLSTROM P 2-Pts paint made (2 In)
03:23				10 HAIDARI H Assist
03:00	10 SUZUKI A 2-Pts made (2 In)	4-11	-7	
02:58	9 KOZAI H Assist			
02:51		4-13	-9	10 HAIDARI H 2-Pts paint made (2 In)



## PLAY BY PLAY

文字比分播报

JPN 49 vs 61 SWE

Attendance: 12000

Game Time	JPN - Japan	Score	Lead	SWE - Sweden
02:32	12 KYOYA K 3-Pts missed (3 Out)			
02:30				9 WALLIN D Defensive Rebound
02:24				10 HAIDARI H 2 Pts paint missed (2 Out)
02:22	9 KOZAI H Defensive Rebound			
02:12	9 KOZAI H 3-Pts missed (3 Out)			
02:11				5 GUSTAVSSON J Defensive Rebound
01:56				10 HAIDARI H 2-Pts missed (2 out)
01:56	5 MORI N Player OUT ---->>			
01:56	14 OSHIMA T Player OUT ---->>			
01:56	11 FUJII S Player IN <<----			
01:56	13 FUJIMOTO R Player IN <<----			
01:39	9 KOZAI H 3-Pts missed (3 Out)			
01:36				9 WALLIN D Defensive Rebound
01:32	9 KOZAI H Personal foul			
01:32				11 KOHLSTROM P Foul On
01:32		4-14	-10	11 KOHLSTROM P Free Throw made (1 In)
01:30				11 KOHLSTROM P Free Throw missed (1 Out)
01:27	10 SUZUKI A Defensive Rebound			
01:14	13 FUJIMOTO R 2 Pts paint missed (2 Out)			
01:11				5 GUSTAVSSON J Defensive Rebound
01:02				11 KOHLSTROM P 2 Pts paint missed (2 Out)
01:02	Defensive Rebound			
00:41	13 FUJIMOTO R 2 Pts paint missed (2 Out)			
00:40				9 WALLIN D Defensive Rebound
00:26		4-16	-12	11 KOHLSTROM P 2-Pts paint made (2 In)
00:24				10 HAIDARI H Assist
00:01	13 FUJIMOTO R 2-Pts made (2 In)	6-16	-10	
00:01	11 FUJII S Assist			

## SECOND QUARTER

### Quarter Starters:

JPN 9 KOZAI H                      10 SUZUKI A                      11 FUJII S                      12 KYOYA K                      13 FUJIMOTO R  
SWE 5 GUSTAVSSON J              6 LARSSON N                      9 WALLIN D                      10 HAIDARI H                      11 KOHLSTROM P

Game Time	JPN - Japan	Score	Lead	SWE - Sweden
10:00	9 KOZAI H Player IN <<----			
10:00	10 SUZUKI A Player IN <<----			
10:00	11 FUJII S Player IN <<----			
10:00	12 KYOYA K Player IN <<----			
10:00				5 GUSTAVSSON J Player IN <<----
10:00				6 LARSSON N Player IN <<----
10:00				9 WALLIN D Player IN <<----
10:00				10 HAIDARI H Player IN <<----





## PLAY BY PLAY

文字比分播报

JPN 49 vs 61 SWE

Attendance: 12000

Game Time	JPN - Japan	Score	Lead	SWE - Sweden
10:00				11 KOHLSTROM P Player IN <<-----
10:00	13 FUJIMOTO R Player IN <<-----			
00:00				Tap off situation, throw-in
09:45				6 LARSSON N 2 Pts paint missed (2 Out)
09:44	13 FUJIMOTO R Defensive Rebound			
09:30	11 FUJII S 2 Pts paint missed (2 Out)			
09:27				10 HAIDARI H Defensive Rebound
09:20		6-18	-12	10 HAIDARI H 2-Pts paint made (2 In)
08:57	9 KOZAI H 2-Pts missed (2 out)			
08:55				9 WALLIN D Defensive Rebound
08:46				10 HAIDARI H 2 Pts paint missed (2 Out)
08:44	11 FUJII S Defensive Rebound			
08:33	13 FUJIMOTO R 2 Pts paint missed (2 Out)			
08:31				10 HAIDARI H Defensive Rebound
08:18	10 SUZUKI A Personal foul			
08:18				9 WALLIN D Foul On
08:18	10 SUZUKI A Player OUT ---->>			
08:18	12 KYOYA K Player OUT ---->>			
08:18	12 KYOYA K Player IN <<-----			
08:18	13 FUJIMOTO R Player OUT ---->>			
08:18	6 MIYAJIMA T Player IN <<-----			
08:18	14 OSHIMA T Player IN <<-----			
08:10		6-20	-14	11 KOHLSTROM P 2-Pts paint made (2 In)
08:08				6 LARSSON N Assist
07:37	9 KOZAI H 2-Pts missed (2 out)			
07:34				5 GUSTAVSSON J Defensive Rebound
07:22		6-22	-16	10 HAIDARI H 2-Pts paint made (2 In)
07:02				10 HAIDARI H Personal foul
07:02	14 OSHIMA T Foul On			
07:02	9 KOZAI H Player OUT ---->>			
07:02	10 SUZUKI A Player IN <<-----			
06:51	11 FUJII S 2-Pts paint made (2 In)	8-22	-14	
06:49	14 OSHIMA T Assist			
06:30				11 KOHLSTROM P 2-Pts missed (2 out)
06:28	14 OSHIMA T Defensive Rebound			
06:26				10 HAIDARI H Personal foul
06:26	6 MIYAJIMA T Foul On			
06:14	6 MIYAJIMA T 2-Pts paint made (2 In)	10-22	-12	
06:13	11 FUJII S Assist			
05:50	6 MIYAJIMA T Steal			
05:50				10 HAIDARI H Turnover
05:48	10 SUZUKI A Fast Break			



## PLAY BY PLAY

文字比分播报

JPN 49 vs 61 SWE

Attendance: 12000

Game Time	JPN - Japan	Score	Lead	SWE - Sweden
05:48	10 SUZUKI A 2-Pts paint made (2 In)	12-22	-10	
05:48				Time out
05:48				9 WALLIN D Player OUT ---->>
05:48				8 ABLORH E Player IN <<----
05:29		12-24	-12	8 ABLORH E 2-Pts made (2 In)
05:27				5 GUSTAVSSON J Assist
05:07	14 OSHIMA T 2-Pts missed (2 out)			
05:04	6 MIYAJIMA T Offensive Rebound			
05:02	12 KYOYA K Turnover			
05:02				10 HAIDARI H Steal
05:02	14 OSHIMA T Unsportmanlike foul			
05:02				10 HAIDARI H Foul On
05:02		12-25	-13	10 HAIDARI H Free Throw made (1 In)
05:02		12-26	-14	10 HAIDARI H Free Throw made (1 In)
04:39				10 HAIDARI H 3-Pts missed (3 Out)
04:36				11 KOHLSTROM P Offensive Rebound
04:22		12-28	-16	11 KOHLSTROM P 2-Pts paint made (2 In)
04:20				8 ABLORH E Assist
04:06	6 MIYAJIMA T 2 Pts paint missed (2 Out)			
04:04	6 MIYAJIMA T Offensive Rebound			
04:04	6 MIYAJIMA T 2 Pts paint missed (2 Out)			
04:04				Defensive Rebound
04:04	6 MIYAJIMA T Player OUT ---->>			
04:04	14 OSHIMA T Player OUT ---->>			
04:04	9 KOZAI H Player IN <<----			
04:04	13 FUJIMOTO R Player IN <<----			
04:04				6 LARSSON N Player OUT ---->>
04:04				13 LARSSON T Player IN <<----
03:40		12-30	-18	10 HAIDARI H 2-Pts made (2 In)
03:40				11 KOHLSTROM P Personal foul
03:40	10 SUZUKI A Foul On			
03:29				5 GUSTAVSSON J Personal foul
03:29	9 KOZAI H Foul On			
03:29	9 KOZAI H Free Throw missed (1 Out)			
03:29	9 KOZAI H Free Throw made (1 In)	13-30	-17	
03:19	13 FUJIMOTO R Personal foul			
03:19				5 GUSTAVSSON J Foul On
03:19	Time out			
03:19		13-31	-18	5 GUSTAVSSON J Free Throw made (1 In)
03:18				5 GUSTAVSSON J Free Throw missed (1 Out)
03:15	10 SUZUKI A Defensive Rebound			
02:56	13 FUJIMOTO R 2-Pts missed (2 out)			



## PLAY BY PLAY

文字比分播报

JPN 49 vs 61 SWE

Attendance: 12000

Game Time	JPN - Japan	Score	Lead	SWE - Sweden
02:54				5 GUSTAVSSON J Defensive Rebound
02:37		13-33	-20	8 ABLORH E 2-Pts made (2 In)
02:35				10 HAIDARI H Assist
02:18	12 KYOYA K 2-Pts missed (2 out)			
02:16				5 GUSTAVSSON J Defensive Rebound
01:56				10 HAIDARI H 3-Pts missed (3 Out)
01:56	Defensive Rebound			
01:29	9 KOZAI H 2-Pts made (2 In)	15-33	-18	
01:27	11 FUJII S Assist			
01:13				8 ABLORH E 2-Pts missed (2 out)
01:09	10 SUZUKI A Defensive Rebound			
00:52	13 FUJIMOTO R 2 Pts paint missed (2 Out)			
00:49				5 GUSTAVSSON J Defensive Rebound
00:28				10 HAIDARI H 2-Pts missed (2 out)
00:24				13 LARSSON T Offensive Rebound
00:03				5 GUSTAVSSON J 2-Pts missed (2 out)
00:01	12 KYOYA K Defensive Rebound			
00:01	11 FUJII S 3-Pts missed (3 Out)			

## THIRD QUARTER

### Quarter Starters:

JPN 9 KOZAI H                      10 SUZUKI A                      11 FUJII S                      12 KYOYA K                      13 FUJIMOTO R  
SWE 5 GUSTAVSSON J              9 WALLIN D                      10 HAIDARI H                      11 KOHLSTROM P                      13 LARSSON T

Game Time	JPN - Japan	Score	Lead	SWE - Sweden
10:00				5 GUSTAVSSON J Player IN <<----
10:00				9 WALLIN D Player IN <<----
10:00				10 HAIDARI H Player IN <<----
10:00				11 KOHLSTROM P Player IN <<----
10:00				13 LARSSON T Player IN <<----
10:00	9 KOZAI H Player IN <<----			
10:00	10 SUZUKI A Player IN <<----			
10:00	11 FUJII S Player IN <<----			
10:00	12 KYOYA K Player IN <<----			
10:00	13 FUJIMOTO R Player IN <<----			
09:58	Tap off situation, throw-in			
09:56				9 WALLIN D Personal foul
09:56	13 FUJIMOTO R Foul On			
09:46	10 SUZUKI A 2-Pts paint made (2 In)	17-33	-16	
09:44	11 FUJII S Assist			
09:27				10 HAIDARI H 2 Pts paint missed (2 Out)
09:25	10 SUZUKI A Defensive Rebound			
09:14	13 FUJIMOTO R 2 Pts paint missed (2 Out)			



## PLAY BY PLAY

文字比分播报

JPN 49 vs 61 SWE

Attendance: 12000

Game Time	JPN - Japan	Score	Lead	SWE - Sweden
09:12	11 FUJII S Offensive Rebound			
09:07	9 KOZAI H 3-Pts missed (3 Out)			
09:05				10 HAIDARI H Defensive Rebound
09:01				5 GUSTAVSSON J Fast Break
08:59		17-35	-18	5 GUSTAVSSON J 2-Pts paint made (2 In)
08:57				10 HAIDARI H Assist
08:32	13 FUJIMOTO R 2-Pts missed (2 out)			
08:24	11 FUJII S Offensive Rebound			
08:21	11 FUJII S Turnover			
08:21				10 HAIDARI H Steal
08:15		17-37	-20	5 GUSTAVSSON J 2-Pts paint made (2 In)
08:14				10 HAIDARI H Assist
08:00	13 FUJIMOTO R 2-Pts made (2 In)	19-37	-18	
08:00	10 SUZUKI A Assist			
08:00				13 LARSSON T Personal foul
08:00	13 FUJIMOTO R Foul On			
07:59	13 FUJIMOTO R Free Throw missed (1 Out)			
07:57				9 WALLIN D Defensive Rebound
07:43				9 WALLIN D Turnover
07:19	13 FUJIMOTO R 2-Pts missed (2 out)			
07:19				Defensive Rebound
07:02	13 FUJIMOTO R Steal			
07:02				5 GUSTAVSSON J Turnover
06:57	9 KOZAI H 2-Pts paint made (2 In)	21-37	-16	
06:57	10 SUZUKI A Assist			
06:57				13 LARSSON T Personal foul
06:57	9 KOZAI H Foul On			
06:57	9 KOZAI H Free Throw made (1 In)	22-37	-15	
06:35				9 WALLIN D 2 Pts paint missed (2 Out)
06:31	12 KYOYA K Defensive Rebound			
06:15	9 KOZAI H 3-Pts made (3 In)	25-37	-12	
06:15	12 KYOYA K Assist			
06:15				Time out
06:15				11 KOHLSTROM P Player OUT ---->>
06:15				12 AKERBERG T Player IN <<----
06:15				5 GUSTAVSSON J Player OUT ---->>
06:15				11 KOHLSTROM P Player IN <<----
05:55		25-39	-14	10 HAIDARI H 2-Pts made (2 In)
05:54				13 LARSSON T Assist
05:54	9 KOZAI H Offensive foul			
05:54	9 KOZAI H Turnover			
05:54				11 KOHLSTROM P Foul On



## PLAY BY PLAY

文字比分播报

JPN 49 vs 61 SWE

Attendance: 12000

Game Time	JPN - Japan	Score	Lead	SWE - Sweden
05:33				10 HAIDARI H 2-Pts missed (2 out)
05:31	12 KYOYA K Defensive Rebound			
05:16	9 KOZAI H 3-Pts made (3 In)	28-39	-11	
04:55				10 HAIDARI H 2 Pts paint missed (2 Out)
04:55	13 FUJIMOTO R Defensive Rebound			
04:55				10 HAIDARI H Personal foul
04:55	13 FUJIMOTO R Foul On			
04:30	13 FUJIMOTO R 2-Pts missed (2 out)			
04:28	13 FUJIMOTO R Offensive Rebound			
04:22	12 KYOYA K 2-Pts missed (2 out)			
04:21				9 WALLIN D Defensive Rebound
04:17				10 HAIDARI H Turnover
04:09				12 AKERBERG T Personal foul
04:09	13 FUJIMOTO R Foul On			
04:09	13 FUJIMOTO R Free Throw missed (1 Out)			
04:09	13 FUJIMOTO R Free Throw missed (1 Out)			
04:06				9 WALLIN D Defensive Rebound
04:01		28-41	-13	10 HAIDARI H 2-Pts paint made (2 In)
04:01				10 HAIDARI H Fast Break
04:01	13 FUJIMOTO R Personal foul			
04:01				10 HAIDARI H Foul On
04:00				10 HAIDARI H Free Throw missed (1 Out)
03:57	13 FUJIMOTO R Defensive Rebound			
03:40	13 FUJIMOTO R 2-Pts missed (2 out)			
03:40				Defensive Rebound
03:36				Tap off situation, throw-in
03:25		28-43	-15	11 KOHLSTROM P 2-Pts paint made (2 In)
03:23				10 HAIDARI H Assist
03:04	11 FUJII S 3-Pts missed (3 Out)			
03:03				Defensive Rebound
02:43				9 WALLIN D 2 Pts paint missed (2 Out)
02:43	9 KOZAI H Defensive Rebound			
02:43				12 AKERBERG T Personal foul
02:43	12 KYOYA K Foul On			
02:43	11 FUJII S Player OUT ---->>			
02:43	5 MORI N Player IN <<----			
02:43	13 FUJIMOTO R Player OUT ---->>			
02:43	6 MIYAJIMA T Player IN <<----			
02:43	12 KYOYA K Free Throw missed (1 Out)			
02:42	12 KYOYA K Free Throw missed (1 Out)			
02:40				9 WALLIN D Defensive Rebound
02:22	9 KOZAI H Personal foul			



## PLAY BY PLAY

文字比分播报

JPN 49 vs 61 SWE

Attendance: 12000

Game Time	JPN - Japan	Score	Lead	SWE - Sweden
02:22				10 HAIDARI H Foul On
02:22				12 AKERBERG T Player OUT ---->>
02:22				5 GUSTAVSSON J Player IN <<----
01:59				13 LARSSON T 2-Pts missed (2 out)
01:57	5 MORI N Defensive Rebound			
01:51	9 KOZAI H Fast Break			
01:49	9 KOZAI H 2-Pts paint made (2 In)	30-43	-13	
01:35	6 MIYAJIMA T Assist			
01:30		30-45	-15	5 GUSTAVSSON J 2-Pts made (2 In)
01:28				10 HAIDARI H Assist
01:14	10 SUZUKI A 2-Pts paint made (2 In)	32-45	-13	
01:12	9 KOZAI H Assist			
00:50				10 HAIDARI H 2 Pts paint missed (2 Out)
00:49	6 MIYAJIMA T Defensive Rebound			
00:38	6 MIYAJIMA T 2-Pts missed (2 out)			
00:36				5 GUSTAVSSON J Defensive Rebound
00:17				5 GUSTAVSSON J 2-Pts missed (2 out)
00:15	10 SUZUKI A Defensive Rebound			
00:01	10 SUZUKI A 2-Pts made (2 In)	34-45	-11	
00:01	5 MORI N Assist			

## FOURTH QUARTER

### Quarter Starters:

JPN

SWE

Game Time	JPN - Japan	Score	Lead	SWE - Sweden
10:00	5 MORI N Player IN <<----			
10:00	6 MIYAJIMA T Player IN <<----			
10:00	9 KOZAI H Player IN <<----			
10:00	10 SUZUKI A Player IN <<----			
10:00	12 KYOYA K Player IN <<----			
10:00				9 WALLIN D Player IN <<----
10:00				10 HAIDARI H Player IN <<----
10:00				5 GUSTAVSSON J Player IN <<----
10:00				11 KOHLSTROM P Player IN <<----
10:00				13 LARSSON T Player IN <<----
00:00	Tap off situation, throw-in			
09:37	9 KOZAI H 2-Pts made (2 In)	36-45	-9	
09:35	10 SUZUKI A Assist			
09:20	12 KYOYA K Personal foul			
09:20				9 WALLIN D Foul On
09:16	6 MIYAJIMA T Personal foul			



## PLAY BY PLAY

文字比分播报

JPN 49 vs 61 SWE

Attendance: 12000

Game Time	JPN - Japan	Score	Lead	SWE - Sweden
09:16				10 HAIDARI H Foul On
09:16				10 HAIDARI H Free Throw missed (1 Out)
09:16				10 HAIDARI H Free Throw missed (1 Out)
09:11				9 WALLIN D Offensive Rebound
09:08				9 WALLIN D 2 Pts paint missed (2 Out)
09:07	6 MIYAJIMA T Defensive Rebound			
08:54	10 SUZUKI A Turnover			
08:54				9 WALLIN D Steal
08:52	9 KOZAI H Unsportmanlike foul			
08:52				10 HAIDARI H Foul On
08:52				9 WALLIN D Player OUT ---->>
08:52				8 ABLORH E Player IN <<----
08:52		36-46	-10	10 HAIDARI H Free Throw made (1 In)
08:52				10 HAIDARI H Free Throw missed (1 Out)
08:52	5 MORI N Player OUT ---->>			
08:52	9 KOZAI H Player OUT ---->>			
08:52	8 KORETOMO K Player IN <<----			
08:52	8 KORETOMO K Player OUT ---->>			
08:52	5 MORI N Player IN <<----			
08:52	6 MIYAJIMA T Player OUT ---->>			
08:52	8 KORETOMO K Player IN <<----			
08:52	13 FUJIMOTO R Player IN <<----			
08:39				10 HAIDARI H 2 Pts paint missed (2 Out)
08:37				10 HAIDARI H Offensive Rebound
08:17		36-48	-12	10 HAIDARI H 2-Pts made (2 In)
08:12				13 LARSSON T Assist
08:00				10 HAIDARI H Personal foul
08:00	13 FUJIMOTO R Foul On			
08:00	13 FUJIMOTO R Free Throw made (1 In)	37-48	-11	
08:00	13 FUJIMOTO R Free Throw made (1 In)	38-48	-10	
07:48		38-50	-12	8 ABLORH E 2-Pts made (2 In)
07:26	13 FUJIMOTO R 2-Pts missed (2 out)			
07:25	13 FUJIMOTO R Offensive Rebound			
07:22	10 SUZUKI A 2-Pts paint made (2 In)	40-50	-10	
07:21	13 FUJIMOTO R Assist			
07:09				8 ABLORH E 2 Pts paint missed (2 Out)
07:07	12 KYOYA K Defensive Rebound			
06:50	5 MORI N 2-Pts missed (2 out)			
06:48	8 KORETOMO K Offensive Rebound			
06:36				11 KOHLSTROM P Personal foul
06:36	10 SUZUKI A Foul On			
06:36	10 SUZUKI A Free Throw made (1 In)	41-50	-9	



## PLAY BY PLAY

文字比分播报

JPN 49 vs 61 SWE

Attendance: 12000

Game Time	JPN - Japan	Score	Lead	SWE - Sweden
06:36	10 SUZUKI A Free Throw made (1 In)	42-50	-8	
06:33	5 MORI N Personal foul			
06:33				8 ABLORH E Foul On
06:21	12 KYOYA K Personal foul			
06:21				5 GUSTAVSSON J Foul On
06:21		42-51	-9	5 GUSTAVSSON J Free Throw made (1 In)
06:21				5 GUSTAVSSON J Free Throw missed (1 Out)
06:18	8 KORETOMO K Defensive Rebound			
06:06	8 KORETOMO K 2 Pts paint missed (2 Out)			
06:06				10 HAIDARI H Defensive Rebound
06:06	10 SUZUKI A Personal foul			
06:06				10 HAIDARI H Foul On
06:06				10 HAIDARI H Free Throw missed (1 Out)
06:06				10 HAIDARI H Free Throw missed (1 Out)
06:02	8 KORETOMO K Defensive Rebound			
05:36	8 KORETOMO K 3-Pts missed (3 Out)			
05:34				5 GUSTAVSSON J Defensive Rebound
05:28	5 MORI N Player OUT ---->>			
05:28	8 KORETOMO K Player OUT ---->>			
05:28	9 KOZAI H Player IN <<----			
05:28	11 FUJII S Player IN <<----			
05:16				10 HAIDARI H 2-Pts missed (2 out)
05:13	13 FUJIMOTO R Defensive Rebound			
05:02	9 KOZAI H 3-Pts missed (3 Out)			
05:00				8 ABLORH E Defensive Rebound
04:52				10 HAIDARI H Turnover
04:52	9 KOZAI H Steal			
04:33	13 FUJIMOTO R 2-Pts missed (2 out)			
04:31				10 HAIDARI H Defensive Rebound
04:25				13 LARSSON T Player OUT ---->>
04:25				6 LARSSON N Player IN <<----
04:25				5 GUSTAVSSON J Player OUT ---->>
04:25				12 AKERBERG T Player IN <<----
04:09	9 KOZAI H Steal			
04:09				8 ABLORH E Turnover
04:09				8 ABLORH E Player OUT ---->>
04:09				9 WALLIN D Player IN <<----
03:54	13 FUJIMOTO R 2-Pts made (2 In)	44-51	-7	
03:21				11 KOHLSTROM P 2 Pts paint missed (2 Out)
03:19	9 KOZAI H Defensive Rebound			
03:08	10 SUZUKI A 2-Pts paint made (2 In)	46-51	-5	
03:08	13 FUJIMOTO R Assist			





## PLAY BY PLAY

文字比分播报

JPN 49 vs 61 SWE

Attendance: 12000

Game Time	JPN - Japan	Score	Lead	SWE - Sweden
03:08				Time out
03:08				12 AKERBERG T Player OUT ---->>
03:08				5 GUSTAVSSON J Player IN <<----
02:53				9 WALLIN D 2 Pts paint missed (2 Out)
02:51	10 SUZUKI A Defensive Rebound			
02:35	11 FUJII S 2 Pts paint missed (2 Out)			
02:33				5 GUSTAVSSON J Defensive Rebound
02:20				9 WALLIN D 2 Pts paint missed (2 Out)
02:19	13 FUJIMOTO R Defensive Rebound			
02:04	12 KYOYA K 2 Pts paint missed (2 Out)			
02:04	Offensive Rebound			
02:00	9 KOZAI H 2-Pts missed (2 out)			
01:59	13 FUJIMOTO R Turnover			
01:56				Defensive Rebound
01:51		46-53	-7	10 HAIDARI H 2-Pts paint made (2 In)
01:51	12 KYOYA K Personal foul			
01:51				10 HAIDARI H Foul On
01:51	Time out			
01:51	12 KYOYA K Player OUT ---->>			
01:51	7 SATO S Player IN <<----			
01:50				10 HAIDARI H Free Throw missed (1 Out)
01:46	13 FUJIMOTO R Defensive Rebound			
01:23	11 FUJII S 3-Pts missed (3 Out)			
01:21				10 HAIDARI H Defensive Rebound
01:18	10 SUZUKI A Personal foul			
01:18				5 GUSTAVSSON J Foul On
01:18		46-54	-8	5 GUSTAVSSON J Free Throw made (1 In)
01:17				5 GUSTAVSSON J Free Throw missed (1 Out)
01:16	13 FUJIMOTO R Defensive Rebound			
01:04	13 FUJIMOTO R 3-Pts missed (3 Out)			
01:03				6 LARSSON N Defensive Rebound
01:03	13 FUJIMOTO R Personal foul			
01:03				9 WALLIN D Foul On
01:03		46-55	-9	9 WALLIN D Free Throw made (1 In)
01:03		46-56	-10	9 WALLIN D Free Throw made (1 In)
01:03	Time out			
00:54	11 FUJII S 3-Pts missed (3 Out)			
00:54				5 GUSTAVSSON J Defensive Rebound
00:54	7 SATO S Personal foul			
00:54				5 GUSTAVSSON J Foul On
00:54				5 GUSTAVSSON J Free Throw missed (1 Out)
00:54		46-57	-11	5 GUSTAVSSON J Free Throw made (1 In)



## PLAY BY PLAY

文字比分播报

JPN 49 vs 61 SWE

Attendance: 12000

Game Time	JPN - Japan	Score	Lead	SWE - Sweden
00:54	Time out			
00:45	9 KOZAI H 3-Pts missed (3 Out)			
00:43				6 LARSSON N Defensive Rebound
00:43	11 FUJII S Personal foul			
00:43				6 LARSSON N Foul On
00:43				6 LARSSON N Free Throw missed (1 Out)
00:43		46-58	-12	6 LARSSON N Free Throw made (1 In)
00:33	9 KOZAI H 3-Pts made (3 In)	49-58	-9	
00:33				Time out
00:28	11 FUJII S Personal foul			
00:28				10 HAIDARI H Foul On
00:28		49-59	-10	10 HAIDARI H Free Throw made (1 In)
00:28		49-60	-11	10 HAIDARI H Free Throw made (1 In)
00:13	9 KOZAI H 3-Pts missed (3 Out)			
00:12	7 SATO S Offensive Rebound			
00:12	13 FUJIMOTO R 2-Pts missed (2 out)			
00:12				Defensive Rebound
00:10	10 SUZUKI A Personal foul			
00:10				5 GUSTAVSSON J Foul On
00:10	10 SUZUKI A Player OUT ---->>			
00:10	7 SATO S Player OUT ---->>			
00:10	4 MIURA F Player IN <<----			
00:10	5 MORI N Player IN <<----			
00:10				5 GUSTAVSSON J Free Throw missed (1 Out)
00:10		49-61	-12	5 GUSTAVSSON J Free Throw made (1 In)
00:01	13 FUJIMOTO R 3-Pts missed (3 Out)			



## RESULTS

比赛成绩

### JPN 15 vs 33 SWE

Attendance: 11797

Referee: GAUTHIER Sebastien (CAN)

Commissioner: de KNOCK Luc D H M (BEL)

Umpires: OTTO Jorg-Ulrich (GER); JIN Zhuo (CHN)

Classifier:

		Q1		Q2	
Scoring by 5 min intervals:	JPN	0	6	12	15
	SWE	5	16	26	33

#### JPN - JAPAN

No.	Name	Sport Class	MIN	Field Goals		2 Points		3 Points		Free Throws		Rebounds			AS	TO	ST	BS	PF	FO	PTS	
				M/A	%	M/A	%	M/A	%	M/A	%	OR	DR	TOT								
*9	KOZAI Hiroaki	3.5	17:02	1/8	13	1/5	20	0/3	0	1/2	50		4	4	1	1			1	1	3	
*10	SUZUKI Akimasa	3.5	18:44	2/3	67	2/3	67						4	4		1			2	1	4	
*11	FUJII Shingo (C)	1.5	15:54	1/3	33	1/2	50	0/1	0				1	1	3						2	
*12	KYOYA Kazuyuki	1.0	20:00	0/3	0	0/2	0	0/1	0				1	1		1			2	0	0	
*13	FUJIMOTO Reo	4.5	11:40	1/9	11	1/8	13	0/1	0				3	3		1			1	2	2	
4	MIURA Fumiharu	2.5	00:00																		0	
5	MORI Noriyuki	2.0	04:06																		0	
6	MIYAJIMA Tetsuya	4.0	04:14	1/3	33	1/3	33					2	2			1			1	2	0	
7	SATO Satoshi	1.0	00:00																		0	
8	KORETOMO Keisuke	3.0	00:00																		0	
14	OSHIMA Tomohiko	4.0	08:20	1/2	50	1/2	50					1	1	2	1				1	1	2	
15	MAEDA Kenzo	4.5	00:00																		0	
Team/Coach																						
<b>Totals</b>				7/31	23	7/25	28	0/6	0	1/2	50	3	16	19	5	4	1			7	4	15
<b>Coach</b>		OKUHARA Akio																				
<b>Assistant Coach</b>		SAKANO Haruo																				

#### SWE - SWEDEN

No.	Name	Sport Class	MIN	Field Goals		2 Points		3 Points		Free Throws		Rebounds			AS	TO	ST	BS	PF	FO	PTS	
				M/A	%	M/A	%	M/A	%	M/A	%	OR	DR	TOT								
*5	GUSTAVSSON Joachim	3.5	20:00	0/3	0	0/3	0			1/2	50		9	9	1		1		1	2	1	
*9	WALLIN Dan	4.0	14:12	1/4	25	1/4	25					1	7	8					1	2	2	
*10	HADARI Hussein	3.0	20:00	6/15	40	6/13	46	0/2	0	3/4	75	1	2	3	3	1	1		2	3	15	
*11	KOHLSTROM Peter	2.5	20:00	5/8	63	5/8	63			1/2	50	2		2					1	1	11	
*13	LARSSON Thomas	1.0	14:04	0/1	0	0/1	0					1	1	1							0	
4	NYLANDER Patrik	2.0	00:00																		0	
6	LARSSON Niclas	1.0	05:56	0/1	0	0/1	0								1						0	
7	BYQVIST Per	3.0	00:00																		0	
8	ABLORH Enoch (C)	4.0	05:48	2/3	67	2/3	67								1						4	
12	AKERBERG Thomas	3.0	00:00																		0	
14	LINDEN Joakim	2.5	00:00																		0	
15	MENG Robin	3.0	00:00																		0	
Team/Coach																						
<b>Totals</b>				14/35	40	14/33	42	0/2	0	5/8	63	7	20	27	7	1	2			4	7	33
<b>Coach</b>		LOPES Ines																				
<b>Assistant Coach</b>		ANDER Nils ANDERSSON Lars Gunnar																				

	JPN	SWE
Points from Turnovers	2	2
Points in the Paint	8	22
Second Chance Points	2	10
Fast Break Points	2	0

	JPN	SWE
Biggest Lead	0	20
Biggest Scoring Run	6-0(12-22)	9-0(0-9)
Lead Changes	0	
Times Tied	0	

#### Legend:

%	Shooting Percentage	(C)	Captain	*	Starters	AS	Assists
BS	Blocked Shots	DR	Defensive Rebounds	FO	Fouls On	M/A	Made/Attempts
MIN	Minutes Played	OR	Offensive Rebounds	PF	Fouls	PTS	Points
Qx	Quarter Time	ST	Steals	TO	Turnovers	TOT	Total Rebounds



## RESULTS

比赛成绩

### JPN 49 vs 61 SWE

Attendance: 12000

Referee: GAUTHIER Sebastien (CAN)

Commissioner: de KNOCK Luc D H M (BEL)

Umpires: OTTO Jorg-Ulrich (GER); JIN Zhuo (CHN)

Classifier:

		Q1		Q2		Q3		Q4	
Scoring by 5 min intervals:	JPN	0	6	12	15	28	34	42	49
	SWE	5	16	26	33	39	45	51	61

#### JPN - JAPAN

No.	Name	Sport Class	MIN	Field Goals		2 Points		3 Points		Free Throws		Rebounds			AS	TO	ST	BS	PF	FO	PTS	
				M/A	%	M/A	%	M/A	%	M/A	%	OR	DR	TOT								
*9	KOZAI Hiroaki	3.5	33:38	7/19	37	4/9	44	3/10	30	2/3	67	6	6	2	2	2			4	2	19	
*10	SUZUKI Akimasa	3.5	38:34	7/8	88	7/8	88			2/2	100	7	7	3	2				5	2	16	
*11	FUJII Shingo (C)	1.5	28:39	1/7	14	1/3	33	0/4	0			2	1	3	4	1			2		2	
*12	KYOYA Kazuyuki	1.0	38:09	0/5	0	0/4	0	0/1	0	0/2	0	4	4	1	1				5	1	0	
*13	FUJIMOTO Reo	4.5	27:49	3/21	14	3/18	17	0/3	0	2/5	40	2	9	11	2	2	1		3	5	8	
4	MIURA Fumiharu	2.5	00:10																		0	
5	MORI Noriyuki	2.0	11:31	0/1	0	0/1	0						1	1	1				1		0	
6	MIYAJIMA Tetsuya	4.0	08:05	1/4	25	1/4	25					2	2	4	1		1		1	1	2	
7	SATO Satoshi	1.0	01:41									1		1					1		0	
8	KORETOMO Keisuke	3.0	03:24	0/2	0	0/1	0	0/1	0			1	2	3							0	
14	OSHIMA Tomohiko	4.0	08:20	1/2	50	1/2	50					1	1	2	1				1	1	2	
15	MAEDA Kenzo	4.5	00:00																		0	
Team/Coach																						
<b>Totals</b>				20/69	29	17/50	34	3/19	16	6/12	50	10	35	45	15	8	4			23	12	49
<b>Coach</b>		OKUHARA Akio																				
<b>Assistant Coach</b>		SAKANO Haruo																				

#### SWE - SWEDEN

No.	Name	Sport Class	MIN	Field Goals		2 Points		3 Points		Free Throws		Rebounds			AS	TO	ST	BS	PF	FO	PTS	
				M/A	%	M/A	%	M/A	%	M/A	%	OR	DR	TOT								
*5	GUSTAVSSON Joachim	3.5	34:50	3/7	43	3/7	43			5/10	50	13	13	1	1	1			1	6	11	
*9	WALLIN Dan	4.0	29:29	1/9	11	1/9	11			2/2	100	2	11	13	1	1			1	3	4	
*10	HADARI Hussein	3.0	40:00	10/25	40	10/23	43	0/2	0	6/14	43	2	6	8	7	3	2		4	10	26	
*11	KOHLSTROM Peter	2.5	40:00	6/10	60	6/10	60			1/2	50	2		2					2	2	13	
*13	LARSSON Thomas	1.0	29:39	0/2	0	0/2	0					1		1	3				2		0	
4	NYLANDER Patrik	2.0	00:00																		0	
6	LARSSON Niclas	1.0	10:21	0/1	0	0/1	0			1/2	50	2	2	1					1		1	
7	BYQVIST Per	3.0	00:00																		0	
8	ABLORH Enoch (C)	4.0	10:31	3/5	60	3/5	60					1	1	1	1				1		6	
12	AKERBERG Thomas	3.0	05:10																2		0	
14	LINDEN Joakim	2.5	00:00																		0	
15	MENG Robin	3.0	00:00																		0	
Team/Coach																						
<b>Totals</b>				23/59	39	23/57	40	0/2	0	15/30	50	9	40	49	13	6	4			12	23	61
<b>Coach</b>		LOPES Ines																				
<b>Assistant Coach</b>		ANDERSSON Lars Gunnar																				

	JPN	SWE
Points from Turnovers	4	6
Points in the Paint	20	32
Second Chance Points	6	12
Fast Break Points	4	2

	JPN	SWE
Biggest Lead	0	20
Biggest Scoring Run	8-0(25-37)	9-0(0-9)
Lead Changes	0	
Times Tied	0	

#### Legend:

%	Shooting Percentage	(C)	Captain	*	Starters	AS	Assists
BS	Blocked Shots	DR	Defensive Rebounds	FO	Fouls On	M/A	Made/Attempts
MIN	Minutes Played	OR	Offensive Rebounds	OTx	Overtime	PF	Fouls
PTS	Points	Qx	Quarter Time	ST	Steals	TO	Turnovers
TOT	Total Rebounds						



## START LIST

首发名单

### CAN - GER

**Referee:** URUNUELA Juan Manuel (ESP)  
**Umpires:** MARQUES Rui David (BRA); PAVLOPOULOS Adrianos (GRE)

**Commissioner:** de KNOCK Luc D H M (BEL)  
**Classifier:**

#### CAN - Canada

No.	Name	Pos	Age	Sport Class	Current Games Statistics						
					PPG	FG%	3FG%	FT%	RPG	APG	MPG (GP)
4	DUREPOS David	F/G	40	3.5	0.0						00:00 (0)
5	ROUILLARD Yvon	F	36	3.0	0.0						00:00 (0)
6	HEDGES Robert	F/G	28	2.5	0.0						00:00 (0)
7	PETER Richard	F/G	35	2.5	0.0						00:00 (0)
8	JOHNSON Joey	C	33	4.5	0.0						00:00 (0)
9	NORTON Ross	F	35	2.0	0.0						00:00 (0)
10	LANCIA Adam	F	28	4.5	0.0						00:00 (0)
11	BORISOFF Jaimie (C)	G	38	1.0	0.0						00:00 (0)
12	ANDERSON Patrick	F	29	4.5	0.0						00:00 (0)
13	STOUTENBERG Chris	G	30	1.0	0.0						00:00 (0)
14	DINI Abditatch	G	27	1.0	0.0						00:00 (0)
15	ENG David	F	31	4.5	0.0						00:00 (0)
Team			32.5		0.0						
<b>Coach</b>		FROGLEY Mile									
<b>Assistant Coach</b>		TONELLO Jerry					BOWES Paul				

CAN Played		
PR	RSA	08 SEP
PR	SWE	09 SEP
PR	JPN	10 SEP
PR	IRI	11 SEP

#### GER - Germany

No.	Name	Pos	Age	Sport Class	Current Games Statistics						
					PPG	FG%	3FG%	FT%	RPG	APG	MPG (GP)
4	LOHMANN Bjoern	F	29	1.0	0.0						00:00 (0)
5	SCHUERMANN Jens	F	27	1.0	0.0						00:00 (0)
6	QUALI Mimoun	F	33	3.0	0.0						00:00 (0)
7	LEHMANN Lars	G	31	3.0	0.0						00:00 (0)
8	BIENEK Andre	C	21	3.0	0.0						00:00 (0)
9	FISCHER Florian	F/G	31	1.5	0.0						00:00 (0)
10	KRESS Andreas	C	22	3.5	0.0						00:00 (0)
11	PASSIWAN Dirk	F/G	31	4.5	0.0						00:00 (0)
12	WOLK Sebastian	C	27	4.0	0.0						00:00 (0)
13	CHRISTINK Lars (C)	G	36	2.0	0.0						00:00 (0)
14	COSKUN Ahmet	F	33	4.0	0.0						00:00 (0)
15	KOHLER-LENZ Dirk	C	40	4.0	0.0						00:00 (0)
Team			30.1		0.0						
<b>Coach</b>		WIEGMANN Frits									
<b>Assistant Coach</b>		MOERTL Sigggi									

GER Played		
PR	JPN	08 SEP
PR	RSA	09 SEP
PR	IRI	10 SEP
PR	SWE	11 SEP

**Legend:**

3FG%	3 Field Goals %	APG	Assists per Game	C	Centre	F	Forward
FG%	Field Goals %	FT%	Free Throws %	G	Guard	GP	Games Played
MPG	Minutes Played per Game	Pos	Playing Position	PPG	Points per Game	PR	Preliminary Round
RPG	Rebounds per Game						



## PLAY BY PLAY

文字比分播报

CAN 23 vs 26 GER

Attendance: 0

Scoring by 5 min intervals:

	Q1		Q2	
CAN	4	17	19	23
GER	6	13	18	26

### FIRST QUARTER

#### Quarter Starters:

**CAN** 7 PETER R      8 JOHNSON J      11 BORISOFF J      12 ANDERSON P      13 STOUTENBERG C  
**GER** 5 SCHUERMANN J      8 BIENEK A      13 CHRISTINK L      14 COSKUN A      15 KOHLER-LENZ D

Game Time	CAN - Canada	Score	Lead	GER - Germany
10:00	7 PETER R Player IN <<-----			
10:00	8 JOHNSON J Player IN <<-----			
10:00	11 BORISOFF J Player IN <<-----			
10:00	12 ANDERSON P Player IN <<-----			
10:00	13 STOUTENBERG C Player IN <<-----			
10:00				5 SCHUERMANN J Player IN <<-----
10:00				8 BIENEK A Player IN <<-----
10:00				13 CHRISTINK L Player IN <<-----
10:00				14 COSKUN A Player IN <<-----
10:00				15 KOHLER-LENZ D Player IN <<-----
10:00	8 JOHNSON J Tap off won			15 KOHLER-LENZ D Tap off lost
09:43	8 JOHNSON J 2 Pts paint missed (2 Out)			
09:41	8 JOHNSON J Offensive Rebound			
09:41	8 JOHNSON J 2 Pts paint missed (2 Out)			
09:35				13 CHRISTINK L Defensive Rebound
09:27				13 CHRISTINK L 2-Pts missed (2 out)
09:27	Defensive Rebound			
09:13	12 ANDERSON P 3-Pts missed (3 Out)			
09:11	8 JOHNSON J Offensive Rebound			
09:09				13 CHRISTINK L Personal foul
09:09	7 PETER R Foul On			
09:09	5 ROUILLARD Y Player IN <<-----			
09:09	7 PETER R Player OUT ---->>			
09:04	12 ANDERSON P 2 Pts paint missed (2 Out)			
09:02				5 SCHUERMANN J Defensive Rebound
08:49		0-2	-2	14 COSKUN A 2-Pts made (2 In)
08:34	12 ANDERSON P 2 Pts paint missed (2 Out)			
08:32				15 KOHLER-LENZ D Defensive Rebound
08:10				8 BIENEK A 2-Pts missed (2 out)
08:08	12 ANDERSON P Defensive Rebound			
07:50	11 BORISOFF J 2-Pts made (2 In)	2-2	0	
07:31				13 CHRISTINK L 2-Pts missed (2 out)
07:27				8 BIENEK A Offensive Rebound
07:27		2-4	-2	8 BIENEK A 2-Pts paint made (2 In)



## PLAY BY PLAY

文字比分播报

CAN 23 vs 26 GER

Attendance: 0

Game Time	CAN - Canada	Score	Lead	GER - Germany
07:13	13 STOUTENBERG C 2 Pts paint missed (2 Out)			
07:13	Offensive Rebound			
07:11	13 STOUTENBERG C Turnover			
06:51				5 SCHUERMAN J 2-Pts missed (2 out)
06:49	12 ANDERSON P Defensive Rebound			
06:39	13 STOUTENBERG C 2 Pts paint missed (2 Out)			
06:38				8 BIENEK A Defensive Rebound
06:25				13 CHRISTINK L 2-Pts missed (2 out)
06:23	12 ANDERSON P Defensive Rebound			
06:19	11 BORISOFF J Turnover			
06:01				15 KOHLER-LENZ D Turnover
06:01	5 ROUILLARD Y Steal			
06:01				15 KOHLER-LENZ D Turnover
05:56	12 ANDERSON P Fast Break			
05:54	12 ANDERSON P 2-Pts paint made (2 In)	4-4	0	
05:52	5 ROUILLARD Y Assist			
05:49				15 KOHLER-LENZ D Turnover
05:40				13 CHRISTINK L Personal foul
05:40	5 ROUILLARD Y Foul On			
05:40	7 PETER R Player IN <<----			
05:40	5 ROUILLARD Y Player OUT ---->>			
05:33	7 PETER R 2 Pts paint missed (2 Out)			
05:32				5 SCHUERMAN J Defensive Rebound
05:32				13 CHRISTINK L Turnover
05:32				5 SCHUERMAN J Personal foul
05:32	7 PETER R Foul On			
05:32				7 LEHMANN L Player IN <<----
05:32				9 FISCHER F Player IN <<----
05:32				11 PASSIWAN D Player IN <<----
05:32				14 COSKUN A Player OUT ---->>
05:32				13 CHRISTINK L Player OUT ---->>
05:32				8 BIENEK A Player OUT ---->>
05:27	7 PETER R 2-Pts missed (2 out)			
05:23				11 PASSIWAN D Defensive Rebound
05:16		4-6	-2	7 LEHMANN L 2-Pts made (2 In)
05:01	11 BORISOFF J 2-Pts missed (2 out)			
04:58				15 KOHLER-LENZ D Defensive Rebound
04:38				7 LEHMANN L 2-Pts missed (2 out)
04:36	12 ANDERSON P Defensive Rebound			
04:31				7 LEHMANN L Personal foul
04:31	12 ANDERSON P Foul On			
04:27	11 BORISOFF J 2-Pts paint made (2 In)	6-6	0	



## PLAY BY PLAY

文字比分播报

CAN 23 vs 26 GER

Attendance: 0

Game Time	CAN - Canada	Score	Lead	GER - Germany
04:27	8 JOHNSON J Assist			
04:27				5 SCHUERMANN J Personal foul
04:27	11 BORISOFF J Foul On			
04:27	11 BORISOFF J Free Throw missed (1 Out)			
04:23				7 LEHMANN L Defensive Rebound
04:21				7 LEHMANN L Turnover
04:21	7 PETER R Player OUT ---->>			
04:21	5 ROUILLARD Y Player IN <<----			
04:06	13 STOUTENBERG C 2-Pts missed (2 out)			
04:04				5 SCHUERMANN J Defensive Rebound
03:49				5 SCHUERMANN J 2-Pts missed (2 out)
03:47				15 KOHLER-LENZ D Offensive Rebound
03:41		6-8	-2	11 PASSIWAN D 2-Pts made (2 In)
03:27				9 FISCHER F Personal foul
03:27	12 ANDERSON P Foul On			
03:27	12 ANDERSON P Free Throw made (1 In)	7-8	-1	
03:26	12 ANDERSON P Free Throw missed (1 Out)			
03:24				15 KOHLER-LENZ D Defensive Rebound
03:10				11 PASSIWAN D 2-Pts missed (2 out)
03:10	13 STOUTENBERG C Defensive Rebound			
03:10				Time out
02:51	12 ANDERSON P 2-Pts made (2 In)	9-8	+1	
02:49	11 BORISOFF J Assist			
02:29				15 KOHLER-LENZ D 2-Pts missed (2 out)
02:29				Offensive Rebound
02:20				15 KOHLER-LENZ D 2-Pts missed (2 out)
02:18	12 ANDERSON P Defensive Rebound			
01:58	13 STOUTENBERG C 2-Pts made (2 In)	11-8	+3	
01:55	8 JOHNSON J Assist			
01:33				11 PASSIWAN D 2-Pts missed (2 out)
01:30	13 STOUTENBERG C Defensive Rebound			
01:19	12 ANDERSON P 2-Pts made (2 In)	13-8	+5	
01:19				15 KOHLER-LENZ D Personal foul
01:19	12 ANDERSON P Foul On			
01:19	12 ANDERSON P Free Throw missed (1 Out)			
01:15				15 KOHLER-LENZ D Defensive Rebound
01:11	13 STOUTENBERG C Personal foul			
01:11				11 PASSIWAN D Foul On
01:11		13-9	+4	11 PASSIWAN D Free Throw made (1 In)
01:11		13-10	+3	11 PASSIWAN D Free Throw made (1 In)
00:54	5 ROUILLARD Y 2 Pts paint missed (2 Out)			
00:52				7 LEHMANN L Defensive Rebound





## PLAY BY PLAY

文字比分播报

CAN 23 vs 26 GER

Attendance: 0

Game Time	CAN - Canada	Score	Lead	GER - Germany
00:50	12 ANDERSON P Personal foul			
00:50				6 QUALI M Foul On
00:50				12 WOLK S Player IN <<----
00:50				15 KOHLER-LENZ D Player OUT ---->>
00:35				9 FISCHER F 2-Pts missed (2 out)
00:33	12 ANDERSON P Defensive Rebound			
00:25	8 JOHNSON J 2-Pts paint made (2 In)	15-10	+5	
00:25	12 ANDERSON P Assist			
00:25				11 PASSIWAN D Personal foul
00:25	8 JOHNSON J Foul On			
00:20	8 JOHNSON J Free Throw missed (1 Out)			
00:18				11 PASSIWAN D Defensive Rebound
00:13		15-12	+3	12 WOLK S 2-Pts paint made (2 In)
00:13	8 JOHNSON J Personal foul			
00:13				12 WOLK S Foul On
00:13		15-13	+2	12 WOLK S Free Throw made (1 In)
00:06				7 LEHMANN L Personal foul
00:06	12 ANDERSON P Foul On			
00:06	12 ANDERSON P Free Throw made (1 In)	16-13	+3	
00:06	12 ANDERSON P Free Throw made (1 In)	17-13	+4	
00:00				7 LEHMANN L 3-Pts missed (3 Out)

## SECOND QUARTER

### Quarter Starters:

CAN 4 DUREPOS D      7 PETER R      9 NORTON R      10 LANCIA A      11 BORISOFF J  
GER 13 CHRISTINK L      4 LOHMANN B      14 COSKUN A      12 WOLK S      8 BIENEK A

Game Time	CAN - Canada	Score	Lead	GER - Germany
10:00	4 DUREPOS D Player IN <<----			
10:00	7 PETER R Player IN <<----			
10:00	9 NORTON R Player IN <<----			
10:00	10 LANCIA A Player IN <<----			
10:00	11 BORISOFF J Player IN <<----			
10:00				13 CHRISTINK L Player IN <<----
10:00				4 LOHMANN B Player IN <<----
10:00				14 COSKUN A Player IN <<----
10:00				12 WOLK S Player IN <<----
10:00				8 BIENEK A Player IN <<----
09:55				Tap off situation, throw-in
09:40				13 CHRISTINK L 2-Pts missed (2 out)
09:32	10 LANCIA A Defensive Rebound			
09:28	4 DUREPOS D 2-Pts missed (2 out)			
09:26				14 COSKUN A Defensive Rebound



## PLAY BY PLAY

文字比分播报

CAN 23 vs 26 GER

Attendance: 0

Game Time	CAN - Canada	Score	Lead	GER - Germany
09:14		17-15	+2	13 CHRISTINK L 2-Pts made (2 In)
09:14	Time out			
08:51	10 LANCIA A 2 Pts paint missed (2 Out)			
08:49				8 BIENEK A Defensive Rebound
08:40				12 WOLK S Turnover
08:40	4 DUREPOS D Steal			
08:21	4 DUREPOS D 2-Pts made (2 In)	19-15	+4	
08:05				14 COSKUN A 2-Pts missed (2 out)
08:03	7 PETER R Defensive Rebound			
08:01	9 NORTON R Offensive foul			
08:01	9 NORTON R Turnover			
08:01				12 WOLK S Foul On
07:45				13 CHRISTINK L 2-Pts missed (2 out)
07:43	10 LANCIA A Defensive Rebound			
07:38	7 PETER R Turnover			
07:13				13 CHRISTINK L 2-Pts missed (2 out)
07:12	Defensive Rebound			
06:51	7 PETER R 2 Pts paint missed (2 Out)			
06:49				14 COSKUN A Defensive Rebound
06:38				13 CHRISTINK L 2 Pts paint missed (2 Out)
06:35	10 LANCIA A Defensive Rebound			
06:23	10 LANCIA A 2 Pts paint missed (2 Out)			
06:20				12 WOLK S Defensive Rebound
06:01				13 CHRISTINK L 2-Pts missed (2 out)
05:59	10 LANCIA A Defensive Rebound			
05:46	10 LANCIA A 2 Pts paint missed (2 Out)			
05:46	Offensive Rebound			
05:46	10 LANCIA A Foul On			
05:46				8 BIENEK A Personal foul
05:37	4 DUREPOS D 3-Pts missed (3 Out)			
05:35				4 LOHMANN B Defensive Rebound
05:27		19-17	+2	12 WOLK S 2-Pts paint made (2 In)
05:27				13 CHRISTINK L Assist
05:27	7 PETER R Personal foul			
05:27				12 WOLK S Foul On
05:27		19-18	+1	12 WOLK S Free Throw made (1 In)
05:03	4 DUREPOS D 2-Pts missed (2 out)			
05:01				8 BIENEK A Defensive Rebound
04:51				13 CHRISTINK L Turnover
04:38				12 WOLK S Personal foul
04:38	10 LANCIA A Foul On			
04:38				7 LEHMANN L Player IN <<----



## PLAY BY PLAY

文字比分播报

CAN 23 vs 26 GER

Attendance: 0

Game Time	CAN - Canada	Score	Lead	GER - Germany
04:38				9 FISCHER F Player IN <<----
04:38				11 PASSIWAN D Player IN <<----
04:38				8 BIENEK A Player OUT ---->>
04:38				13 CHRISTINK L Player OUT ---->>
04:38				14 COSKUN A Player OUT ---->>
04:33	4 DUREPOS D Turnover			
04:22	11 BORISOFF J Personal foul			
04:22				12 WOLK S Foul On
04:07				4 LOHMANN B 2-Pts missed (2 out)
04:05	7 PETER R Defensive Rebound			
03:50	4 DUREPOS D 2-Pts made (2 In)	21-18	+3	
03:48	10 LANCIA A Assist			
03:28	7 PETER R Personal foul			
03:28				11 PASSIWAN D Foul On
03:28		21-19	+2	11 PASSIWAN D Free Throw made (1 In)
03:28		21-20	+1	11 PASSIWAN D Free Throw made (1 In)
03:28				15 KOHLER-LENZ D Player IN <<----
03:28				12 WOLK S Player OUT ---->>
03:13	9 NORTON R 2-Pts paint made (2 In)	23-20	+3	
03:11	4 DUREPOS D Assist			
02:43				4 LOHMANN B 2 Pts paint missed (2 Out)
02:40	9 NORTON R Defensive Rebound			
02:33				7 LEHMANN L Personal foul
02:33	10 LANCIA A Foul On			
02:33				4 LOHMANN B Player OUT ---->>
02:33				5 SCHUERMANN J Player IN <<----
02:28	9 NORTON R 2 Pts paint missed (2 Out)			
02:26				9 FISCHER F Defensive Rebound
02:13		23-22	+1	11 PASSIWAN D 2-Pts made (2 In)
01:57	7 PETER R 2-Pts missed (2 out)			
01:55				11 PASSIWAN D Defensive Rebound
01:35				15 KOHLER-LENZ D 3-Pts missed (3 Out)
01:33	7 PETER R Defensive Rebound			
01:20	10 LANCIA A Turnover			
01:20				11 PASSIWAN D Steal
01:10	4 DUREPOS D Personal foul			
01:10				11 PASSIWAN D Foul On
01:10				7 LEHMANN L Player OUT ---->>
01:10				8 BIENEK A Player IN <<----
01:10				11 PASSIWAN D Free Throw missed (1 Out)
01:10		23-23	0	11 PASSIWAN D Free Throw made (1 In)
00:55	4 DUREPOS D 2 Pts paint missed (2 Out)			



## PLAY BY PLAY

文字比分播报

**CAN 23 vs 26 GER**

**Attendance: 0**

Game Time	CAN - Canada	Score	Lead	GER - Germany
00:53				8 BIENEK A Defensive Rebound
00:47	9 NORTON R Personal foul			
00:47				11 PASSIWAN D Foul On
00:47		23-24	-1	11 PASSIWAN D Free Throw made (1 In)
00:46				11 PASSIWAN D Free Throw missed (1 Out)
00:41				15 KOHLER-LENZ D Offensive Rebound
00:41				15 KOHLER-LENZ D 2 Pts paint missed (2 Out)
00:39	9 NORTON R Defensive Rebound			
00:25	11 BORISOFF J 2 Pts paint missed (2 Out)			
00:16				15 KOHLER-LENZ D Defensive Rebound
00:06		23-26	-3	8 BIENEK A 2-Pts made (2 In)
00:00	10 LANCIA A 3-Pts missed (3 Out)			



## PLAY BY PLAY

文字比分播报

CAN 62 vs 59 GER

Attendance: 11797

Scoring by 5 min intervals:		Q1		Q2		Q3		Q4	
CAN		4	17	19	23	32	42	50	62
GER		6	13	18	26	31	43	50	59

### FIRST QUARTER

#### Quarter Starters:

<b>CAN</b> 7 PETER R	8 JOHNSON J	11 BORISOFF J	12 ANDERSON P	13 STOUTENBERG C
<b>GER</b> 5 SCHUERMANN J	8 BIENEK A	13 CHRISTINK L	14 COSKUN A	15 KOHLER-LENZ D

Game Time	CAN - Canada	Score	Lead	GER - Germany
10:00	7 PETER R Player IN <<-----			
10:00	8 JOHNSON J Player IN <<-----			
10:00	11 BORISOFF J Player IN <<-----			
10:00	12 ANDERSON P Player IN <<-----			
10:00	13 STOUTENBERG C Player IN <<-----			
10:00				5 SCHUERMANN J Player IN <<-----
10:00				8 BIENEK A Player IN <<-----
10:00				13 CHRISTINK L Player IN <<-----
10:00				14 COSKUN A Player IN <<-----
10:00				15 KOHLER-LENZ D Player IN <<-----
10:00	8 JOHNSON J Tap off won			15 KOHLER-LENZ D Tap off lost
09:43	8 JOHNSON J 2 Pts paint missed (2 Out)			
09:41	8 JOHNSON J Offensive Rebound			
09:41	8 JOHNSON J 2 Pts paint missed (2 Out)			
09:35				13 CHRISTINK L Defensive Rebound
09:27				13 CHRISTINK L 2-Pts missed (2 out)
09:27	Defensive Rebound			
09:13	12 ANDERSON P 3-Pts missed (3 Out)			
09:11	8 JOHNSON J Offensive Rebound			
09:09				13 CHRISTINK L Personal foul
09:09	7 PETER R Foul On			
09:09	5 ROUILLARD Y Player IN <<-----			
09:09	7 PETER R Player OUT ---->>			
09:04	12 ANDERSON P 2 Pts paint missed (2 Out)			
09:02				5 SCHUERMANN J Defensive Rebound
08:49		0-2	-2	14 COSKUN A 2-Pts made (2 In)
08:34	12 ANDERSON P 2 Pts paint missed (2 Out)			
08:32				15 KOHLER-LENZ D Defensive Rebound
08:10				8 BIENEK A 2-Pts missed (2 out)
08:08	12 ANDERSON P Defensive Rebound			
07:50	11 BORISOFF J 2-Pts made (2 In)	2-2	0	
07:31				13 CHRISTINK L 2-Pts missed (2 out)
07:27				8 BIENEK A Offensive Rebound
07:27		2-4	-2	8 BIENEK A 2-Pts paint made (2 In)



## PLAY BY PLAY

文字比分播报

CAN 62 vs 59 GER

Attendance: 11797

Game Time	CAN - Canada	Score	Lead	GER - Germany
07:13	13 STOUTENBERG C 2 Pts paint missed (2 Out)			
07:13	Offensive Rebound			
07:11	13 STOUTENBERG C Turnover			
06:51				5 SCHUERMAN J 2-Pts missed (2 out)
06:49	12 ANDERSON P Defensive Rebound			
06:39	13 STOUTENBERG C 2 Pts paint missed (2 Out)			
06:38				8 BIENEK A Defensive Rebound
06:25				13 CHRISTINK L 2-Pts missed (2 out)
06:23	12 ANDERSON P Defensive Rebound			
06:19	11 BORISOFF J Turnover			
06:01				15 KOHLER-LENZ D Turnover
06:01	5 ROUILLARD Y Steal			
06:01				15 KOHLER-LENZ D Turnover
05:56	12 ANDERSON P Fast Break			
05:54	12 ANDERSON P 2-Pts paint made (2 In)	4-4	0	
05:52	5 ROUILLARD Y Assist			
05:49				15 KOHLER-LENZ D Turnover
05:40				13 CHRISTINK L Personal foul
05:40	5 ROUILLARD Y Foul On			
05:40	7 PETER R Player IN <<----			
05:40	5 ROUILLARD Y Player OUT ---->>			
05:33	7 PETER R 2 Pts paint missed (2 Out)			
05:32				5 SCHUERMAN J Defensive Rebound
05:32				13 CHRISTINK L Turnover
05:32				5 SCHUERMAN J Personal foul
05:32	7 PETER R Foul On			
05:32				7 LEHMANN L Player IN <<----
05:32				9 FISCHER F Player IN <<----
05:32				11 PASSIWAN D Player IN <<----
05:32				14 COSKUN A Player OUT ---->>
05:32				13 CHRISTINK L Player OUT ---->>
05:32				8 BIENEK A Player OUT ---->>
05:27	7 PETER R 2-Pts missed (2 out)			
05:23				11 PASSIWAN D Defensive Rebound
05:16		4-6	-2	7 LEHMANN L 2-Pts made (2 In)
05:01	11 BORISOFF J 2-Pts missed (2 out)			
04:58				15 KOHLER-LENZ D Defensive Rebound
04:38				7 LEHMANN L 2-Pts missed (2 out)
04:36	12 ANDERSON P Defensive Rebound			
04:31				7 LEHMANN L Personal foul
04:31	12 ANDERSON P Foul On			
04:27	11 BORISOFF J 2-Pts paint made (2 In)	6-6	0	



## PLAY BY PLAY

文字比分播报

CAN 62 vs 59 GER

Attendance: 11797

Game Time	CAN - Canada	Score	Lead	GER - Germany
04:27	8 JOHNSON J Assist			
04:27				5 SCHUERMANN J Personal foul
04:27	11 BORISOFF J Foul On			
04:27	11 BORISOFF J Free Throw missed (1 Out)			
04:23				7 LEHMANN L Defensive Rebound
04:21				7 LEHMANN L Turnover
04:21	7 PETER R Player OUT ---->>			
04:21	5 ROUILLARD Y Player IN <<----			
04:06	13 STOUTENBERG C 2-Pts missed (2 out)			
04:04				5 SCHUERMANN J Defensive Rebound
03:49				5 SCHUERMANN J 2-Pts missed (2 out)
03:47				15 KOHLER-LENZ D Offensive Rebound
03:41		6-8	-2	11 PASSIWAN D 2-Pts made (2 In)
03:27				9 FISCHER F Personal foul
03:27	12 ANDERSON P Foul On			
03:27	12 ANDERSON P Free Throw made (1 In)	7-8	-1	
03:26	12 ANDERSON P Free Throw missed (1 Out)			
03:24				15 KOHLER-LENZ D Defensive Rebound
03:10				11 PASSIWAN D 2-Pts missed (2 out)
03:10	13 STOUTENBERG C Defensive Rebound			
03:10				Time out
02:51	12 ANDERSON P 2-Pts made (2 In)	9-8	+1	
02:49	11 BORISOFF J Assist			
02:29				15 KOHLER-LENZ D 2-Pts missed (2 out)
02:29				Offensive Rebound
02:20				15 KOHLER-LENZ D 2-Pts missed (2 out)
02:18	12 ANDERSON P Defensive Rebound			
01:58	13 STOUTENBERG C 2-Pts made (2 In)	11-8	+3	
01:55	8 JOHNSON J Assist			
01:33				11 PASSIWAN D 2-Pts missed (2 out)
01:30	13 STOUTENBERG C Defensive Rebound			
01:19	12 ANDERSON P 2-Pts made (2 In)	13-8	+5	
01:19				15 KOHLER-LENZ D Personal foul
01:19	12 ANDERSON P Foul On			
01:19	12 ANDERSON P Free Throw missed (1 Out)			
01:15				15 KOHLER-LENZ D Defensive Rebound
01:11	13 STOUTENBERG C Personal foul			
01:11				11 PASSIWAN D Foul On
01:11		13-9	+4	11 PASSIWAN D Free Throw made (1 In)
01:11		13-10	+3	11 PASSIWAN D Free Throw made (1 In)
00:54	5 ROUILLARD Y 2 Pts paint missed (2 Out)			
00:52				7 LEHMANN L Defensive Rebound



## PLAY BY PLAY

文字比分播报

CAN 62 vs 59 GER

Attendance: 11797

Game Time	CAN - Canada	Score	Lead	GER - Germany
00:50	12 ANDERSON P Personal foul			
00:50				6 QUALI M Foul On
00:50				12 WOLK S Player IN <<----
00:50				15 KOHLER-LENZ D Player OUT ---->>
00:35				9 FISCHER F 2-Pts missed (2 out)
00:33	12 ANDERSON P Defensive Rebound			
00:25	8 JOHNSON J 2-Pts paint made (2 In)	15-10	+5	
00:25	12 ANDERSON P Assist			
00:25				11 PASSIWAN D Personal foul
00:25	8 JOHNSON J Foul On			
00:20	8 JOHNSON J Free Throw missed (1 Out)			
00:18				11 PASSIWAN D Defensive Rebound
00:13		15-12	+3	12 WOLK S 2-Pts paint made (2 In)
00:13	8 JOHNSON J Personal foul			
00:13				12 WOLK S Foul On
00:13		15-13	+2	12 WOLK S Free Throw made (1 In)
00:06				7 LEHMANN L Personal foul
00:06	12 ANDERSON P Foul On			
00:06	12 ANDERSON P Free Throw made (1 In)	16-13	+3	
00:06	12 ANDERSON P Free Throw made (1 In)	17-13	+4	
00:00				7 LEHMANN L 3-Pts missed (3 Out)

## SECOND QUARTER

### Quarter Starters:

CAN 4 DUREPOS D      7 PETER R      9 NORTON R      10 LANCIA A      11 BORISOFF J  
GER 13 CHRISTINK L      4 LOHMANN B      14 COSKUN A      12 WOLK S      8 BIENEK A

Game Time	CAN - Canada	Score	Lead	GER - Germany
10:00	4 DUREPOS D Player IN <<----			
10:00	7 PETER R Player IN <<----			
10:00	9 NORTON R Player IN <<----			
10:00	10 LANCIA A Player IN <<----			
10:00	11 BORISOFF J Player IN <<----			
10:00				13 CHRISTINK L Player IN <<----
10:00				4 LOHMANN B Player IN <<----
10:00				14 COSKUN A Player IN <<----
10:00				12 WOLK S Player IN <<----
10:00				8 BIENEK A Player IN <<----
09:55				Tap off situation, throw-in
09:40				13 CHRISTINK L 2-Pts missed (2 out)
09:32	10 LANCIA A Defensive Rebound			
09:28	4 DUREPOS D 2-Pts missed (2 out)			
09:26				14 COSKUN A Defensive Rebound





## PLAY BY PLAY

文字比分播报

CAN 62 vs 59 GER

Attendance: 11797

Game Time	CAN - Canada	Score	Lead	GER - Germany
09:14		17-15	+2	13 CHRISTINK L 2-Pts made (2 In)
09:14	Time out			
08:51	10 LANCIA A 2 Pts paint missed (2 Out)			
08:49				8 BIENEK A Defensive Rebound
08:40				12 WOLK S Turnover
08:40	4 DUREPOS D Steal			
08:21	4 DUREPOS D 2-Pts made (2 In)	19-15	+4	
08:05				14 COSKUN A 2-Pts missed (2 out)
08:03	7 PETER R Defensive Rebound			
08:01	9 NORTON R Offensive foul			
08:01	9 NORTON R Turnover			
08:01				12 WOLK S Foul On
07:45				13 CHRISTINK L 2-Pts missed (2 out)
07:43	10 LANCIA A Defensive Rebound			
07:38	7 PETER R Turnover			
07:13				13 CHRISTINK L 2-Pts missed (2 out)
07:12	Defensive Rebound			
06:51	7 PETER R 2 Pts paint missed (2 Out)			
06:49				14 COSKUN A Defensive Rebound
06:38				13 CHRISTINK L 2 Pts paint missed (2 Out)
06:35	10 LANCIA A Defensive Rebound			
06:23	10 LANCIA A 2 Pts paint missed (2 Out)			
06:20				12 WOLK S Defensive Rebound
06:01				13 CHRISTINK L 2-Pts missed (2 out)
05:59	10 LANCIA A Defensive Rebound			
05:46	10 LANCIA A 2 Pts paint missed (2 Out)			
05:46	Offensive Rebound			
05:46	10 LANCIA A Foul On			
05:46				8 BIENEK A Personal foul
05:37	4 DUREPOS D 3-Pts missed (3 Out)			
05:35				4 LOHMANN B Defensive Rebound
05:27		19-17	+2	12 WOLK S 2-Pts paint made (2 In)
05:27				13 CHRISTINK L Assist
05:27	7 PETER R Personal foul			
05:27				12 WOLK S Foul On
05:27		19-18	+1	12 WOLK S Free Throw made (1 In)
05:03	4 DUREPOS D 2-Pts missed (2 out)			
05:01				8 BIENEK A Defensive Rebound
04:51				13 CHRISTINK L Turnover
04:38				12 WOLK S Personal foul
04:38	10 LANCIA A Foul On			
04:38				7 LEHMANN L Player IN <<----



## PLAY BY PLAY

文字比分播报

CAN 62 vs 59 GER

Attendance: 11797

Game Time	CAN - Canada	Score	Lead	GER - Germany
04:38				9 FISCHER F Player IN <<----
04:38				11 PASSIWAN D Player IN <<----
04:38				8 BIENEK A Player OUT ---->>
04:38				13 CHRISTINK L Player OUT ---->>
04:38				14 COSKUN A Player OUT ---->>
04:33	4 DUREPOS D Turnover			
04:22	11 BORISOFF J Personal foul			
04:22				12 WOLK S Foul On
04:07				4 LOHMANN B 2-Pts missed (2 out)
04:05	7 PETER R Defensive Rebound			
03:50	4 DUREPOS D 2-Pts made (2 In)	21-18	+3	
03:48	10 LANCIA A Assist			
03:28	7 PETER R Personal foul			
03:28				11 PASSIWAN D Foul On
03:28		21-19	+2	11 PASSIWAN D Free Throw made (1 In)
03:28		21-20	+1	11 PASSIWAN D Free Throw made (1 In)
03:28				15 KOHLER-LENZ D Player IN <<----
03:28				12 WOLK S Player OUT ---->>
03:13	9 NORTON R 2-Pts paint made (2 In)	23-20	+3	
03:11	4 DUREPOS D Assist			
02:43				4 LOHMANN B 2 Pts paint missed (2 Out)
02:40	9 NORTON R Defensive Rebound			
02:33				7 LEHMANN L Personal foul
02:33	10 LANCIA A Foul On			
02:33				4 LOHMANN B Player OUT ---->>
02:33				5 SCHUERMAN J Player IN <<----
02:28	9 NORTON R 2 Pts paint missed (2 Out)			
02:26				9 FISCHER F Defensive Rebound
02:13		23-22	+1	11 PASSIWAN D 2-Pts made (2 In)
01:57	7 PETER R 2-Pts missed (2 out)			
01:55				11 PASSIWAN D Defensive Rebound
01:35				15 KOHLER-LENZ D 3-Pts missed (3 Out)
01:33	7 PETER R Defensive Rebound			
01:20	10 LANCIA A Turnover			
01:20				11 PASSIWAN D Steal
01:10	4 DUREPOS D Personal foul			
01:10				11 PASSIWAN D Foul On
01:10				7 LEHMANN L Player OUT ---->>
01:10				8 BIENEK A Player IN <<----
01:10				11 PASSIWAN D Free Throw missed (1 Out)
01:10		23-23	0	11 PASSIWAN D Free Throw made (1 In)
00:55	4 DUREPOS D 2 Pts paint missed (2 Out)			



## PLAY BY PLAY

文字比分播报

CAN 62 vs 59 GER

Attendance: 11797

Game Time	CAN - Canada	Score	Lead	GER - Germany
00:53				8 BIENEK A Defensive Rebound
00:47	9 NORTON R Personal foul			
00:47				11 PASSIWAN D Foul On
00:47		23-24	-1	11 PASSIWAN D Free Throw made (1 In)
00:46				11 PASSIWAN D Free Throw missed (1 Out)
00:41				15 KOHLER-LENZ D Offensive Rebound
00:41				15 KOHLER-LENZ D 2 Pts paint missed (2 Out)
00:39	9 NORTON R Defensive Rebound			
00:25	11 BORISOFF J 2 Pts paint missed (2 Out)			
00:16				15 KOHLER-LENZ D Defensive Rebound
00:06		23-26	-3	8 BIENEK A 2-Pts made (2 In)
00:00	10 LANCIA A 3-Pts missed (3 Out)			

## THIRD QUARTER

### Quarter Starters:

**CAN** 5 ROUILLARD Y      12 ANDERSON P      13 STOUTENBERG C      14 DINI A      15 ENG D  
**GER** 15 KOHLER-LENZ D      5 SCHUERMANN J      9 FISCHER F      8 BIENEK A      11 PASSIWAN D

Game Time	CAN - Canada	Score	Lead	GER - Germany
10:00				15 KOHLER-LENZ D Player IN <<-----
10:00				5 SCHUERMANN J Player IN <<-----
10:00				9 FISCHER F Player IN <<-----
10:00				8 BIENEK A Player IN <<-----
10:00				11 PASSIWAN D Player IN <<-----
10:00	5 ROUILLARD Y Player IN <<-----			
10:00	12 ANDERSON P Player IN <<-----			
10:00	13 STOUTENBERG C Player IN <<-----			
10:00	14 DINI A Player IN <<-----			
10:00	15 ENG D Player IN <<-----			
10:00	Tap off situation, throw-in			
09:41	12 ANDERSON P 2-Pts missed (2 out)			
09:39				8 BIENEK A Defensive Rebound
09:32		23-28	-5	15 KOHLER-LENZ D 2-Pts paint made (2 In)
09:32				11 PASSIWAN D Assist
09:14	15 ENG D 2-Pts missed (2 out)			
09:10	5 ROUILLARD Y Offensive Rebound			
09:10	5 ROUILLARD Y 2-Pts paint made (2 In)	25-28	-3	
08:48		25-30	-5	8 BIENEK A 2-Pts paint made (2 In)
08:41				9 FISCHER F Assist
08:35				9 FISCHER F Personal foul
08:35	12 ANDERSON P Foul On			
08:35	12 ANDERSON P Free Throw made (1 In)	26-30	-4	
08:35	12 ANDERSON P Free Throw missed (1 Out)			



## PLAY BY PLAY

文字比分播报

CAN 62 vs 59 GER

Attendance: 11797

Game Time	CAN - Canada	Score	Lead	GER - Germany
08:35				Defensive Rebound
08:19	13 STOUTENBERG C Personal foul			
08:19				11 PASSIWAN D Foul On
08:19				11 PASSIWAN D Free Throw missed (1 Out)
08:19		26-31	-5	11 PASSIWAN D Free Throw made (1 In)
08:03	5 ROUILLARD Y 2-Pts paint made (2 In)	28-31	-3	
08:01	12 ANDERSON P Assist			
07:45				5 SCHUERMANN J 2-Pts missed (2 out)
07:40	13 STOUTENBERG C Defensive Rebound			
07:27	5 ROUILLARD Y 2-Pts missed (2 out)			
07:25				11 PASSIWAN D Defensive Rebound
07:02				9 FISCHER F 3-Pts missed (3 Out)
07:02	Defensive Rebound			
06:46	15 ENG D 2-Pts paint made (2 In)	30-31	-1	
06:45	12 ANDERSON P Assist			
06:30				11 PASSIWAN D 2-Pts missed (2 out)
06:28	14 DINI A Defensive Rebound			
06:25				9 FISCHER F Personal foul
06:25	12 ANDERSON P Foul On			
06:15	12 ANDERSON P Turnover			
06:15				8 BIENEK A Steal
06:15				11 PASSIWAN D Turnover
06:14				10 KRESS A Player IN <<----
06:14				13 CHRISTINK L Player IN <<----
06:14				15 KOHLER-LENZ D Player OUT ---->>
06:14				9 FISCHER F Player OUT ---->>
05:58	12 ANDERSON P 3-Pts missed (3 Out)			
05:36				10 KRESS A 2 Pts paint missed (2 Out)
05:36	12 ANDERSON P Defensive Rebound			
05:28				8 BIENEK A Personal foul
05:28	15 ENG D Foul On			
05:28	15 ENG D Free Throw made (1 In)	31-31	0	
05:28	15 ENG D Free Throw made (1 In)	32-31	+1	
05:05				8 BIENEK A 2-Pts missed (2 out)
05:04	5 ROUILLARD Y Defensive Rebound			
04:54				5 SCHUERMANN J Personal foul
04:54	5 ROUILLARD Y Foul On			
04:54				14 COSKUN A Player IN <<----
04:54				11 PASSIWAN D Player OUT ---->>
04:54				15 KOHLER-LENZ D Player IN <<----
04:54				10 KRESS A Player OUT ---->>
04:54	Technical foul			



## PLAY BY PLAY

文字比分播报

CAN 62 vs 59 GER

Attendance: 11797

Game Time	CAN - Canada	Score	Lead	GER - Germany
04:54		32-32	0	14 COSKUN A Free Throw made (1 In)
04:54		32-33	-1	14 COSKUN A Free Throw made (1 In)
04:35		32-35	-3	13 CHRISTINK L 2-Pts made (2 In)
04:20	14 DINI A 2-Pts made (2 In)	34-35	-1	
04:00		34-37	-3	14 COSKUN A 2-Pts made (2 In)
03:38	14 DINI A 2-Pts missed (2 out)			
03:36				15 KOHLER-LENZ D Defensive Rebound
03:19		34-39	-5	15 KOHLER-LENZ D 2-Pts made (2 In)
03:17				13 CHRISTINK L Assist
03:08				5 SCHUERMAN J Personal foul
03:08	12 ANDERSON P Foul On			
03:08				4 LOHMANN B Player IN <<----
03:08				5 SCHUERMAN J Player OUT ---->>
03:08	12 ANDERSON P Free Throw missed (1 Out)			
03:07	12 ANDERSON P Free Throw missed (1 Out)			
03:03	15 ENG D Offensive Rebound			
03:03	15 ENG D 2 Pts paint missed (2 Out)			
03:03				15 KOHLER-LENZ D Defensive Rebound
03:03	5 ROUILLARD Y Personal foul			
03:03				15 KOHLER-LENZ D Foul On
03:03	4 DUREPOS D Player IN <<----			
03:03	7 PETER R Player IN <<----			
03:03	8 JOHNSON J Player IN <<----			
03:03	5 ROUILLARD Y Player OUT ---->>			
03:03	14 DINI A Player OUT ---->>			
03:03	15 ENG D Player OUT ---->>			
03:03	11 BORISOFF J Player IN <<----			
03:03	4 DUREPOS D Player OUT ---->>			
02:43		34-41	-7	13 CHRISTINK L 2-Pts made (2 In)
02:34	12 ANDERSON P Turnover			
02:14		34-43	-9	8 BIENEK A 2-Pts paint made (2 In)
02:14				8 BIENEK A Foul On
02:14	11 BORISOFF J Personal foul			
02:14				14 COSKUN A Assist
02:14				8 BIENEK A Free Throw missed (1 Out)
02:11	12 ANDERSON P Defensive Rebound			
02:00				14 COSKUN A Personal foul
02:00	12 ANDERSON P Foul On			
02:00	12 ANDERSON P Free Throw made (1 In)	35-43	-8	
02:00	12 ANDERSON P Free Throw made (1 In)	36-43	-7	
01:36				14 COSKUN A 3-Pts missed (3 Out)
01:36	Defensive Rebound			



## PLAY BY PLAY

文字比分播报

CAN 62 vs 59 GER

Attendance: 11797

Game Time	CAN - Canada	Score	Lead	GER - Germany
01:22	12 ANDERSON P 3-Pts made (3 In)	39-43	-4	
01:16	8 JOHNSON J Personal foul			
01:16				8 BIENEK A Foul On
00:57				14 COSKUN A 2-Pts missed (2 out)
00:57	8 JOHNSON J Defensive Rebound			
00:57				14 COSKUN A Personal foul
00:57	8 JOHNSON J Foul On			
00:57				14 COSKUN A Player OUT ---->>
00:57				12 WOLK S Player IN <<----
00:57	8 JOHNSON J Free Throw missed (1 Out)			
00:57	8 JOHNSON J Free Throw made (1 In)	40-43	-3	
00:48				15 KOHLER-LENZ D Turnover
00:48				Time out
00:37	12 ANDERSON P 3-Pts missed (3 Out)			
00:34				12 WOLK S Defensive Rebound
00:20				13 CHRISTINK L 2 Pts paint missed (2 Out)
00:18	8 JOHNSON J Defensive Rebound			
00:06	12 ANDERSON P 2-Pts paint made (2 In)	42-43	-1	
00:00				13 CHRISTINK L 3-Pts missed (3 Out)

## FOURTH QUARTER

### Quarter Starters:

CAN

GER

Game Time	CAN - Canada	Score	Lead	GER - Germany
10:00	7 PETER R Player IN <<----			
10:00	11 BORISOFF J Player IN <<----			
10:00	12 ANDERSON P Player IN <<----			
10:00	14 DINI A Player IN <<----			
10:00	15 ENG D Player IN <<----			
10:00				4 LOHMANN B Player IN <<----
10:00				7 LEHMANN L Player IN <<----
10:00				11 PASSIWAN D Player IN <<----
10:00				15 KOHLER-LENZ D Player IN <<----
10:00				9 FISCHER F Player IN <<----
09:35				Tap off situation, throw-in
09:31				11 PASSIWAN D 2-Pts missed (2 out)
09:29	11 BORISOFF J Defensive Rebound			
09:23	15 ENG D 2 Pts paint missed (2 Out)			
09:23	7 PETER R Offensive Rebound			
09:23	7 PETER R 2 Pts paint missed (2 Out)			
09:23				Defensive Rebound



## PLAY BY PLAY

文字比分播报

CAN 62 vs 59 GER

Attendance: 11797

Game Time	CAN - Canada	Score	Lead	GER - Germany
09:07				11 PASSIWAN D 2-Pts missed (2 out)
09:04	12 ANDERSON P Defensive Rebound			
09:03				7 LEHMANN L Personal foul
09:03	12 ANDERSON P Foul On			
08:54	15 ENG D Turnover			
08:54				7 LEHMANN L Steal
08:35				15 KOHLER-LENZ D 2 Pts paint missed (2 Out)
08:35	7 PETER R Defensive Rebound			
08:35				15 KOHLER-LENZ D Personal foul
08:35	11 BORISOFF J Foul On			
08:35				5 SCHUERMANN J Player IN <<----
08:35				4 LOHMANN B Player OUT ---->>
08:21	12 ANDERSON P 2-Pts made (2 In)	44-43	+1	
08:06				15 KOHLER-LENZ D Fast Break
08:03		44-45	-1	15 KOHLER-LENZ D 2-Pts paint made (2 In)
08:02				7 LEHMANN L Assist
07:56				11 PASSIWAN D Personal foul
07:56	12 ANDERSON P Foul On			
07:56	8 JOHNSON J Player IN <<----			
07:56	13 STOUTENBERG C Player IN <<----			
07:56	14 DINI A Player OUT ---->>			
07:56	15 ENG D Player OUT ---->>			
07:56	12 ANDERSON P Free Throw made (1 In)	45-45	0	
07:56	12 ANDERSON P Free Throw missed (1 Out)			
07:50				15 KOHLER-LENZ D Defensive Rebound
07:49	13 STOUTENBERG C Personal foul			
07:49				11 PASSIWAN D Foul On
07:39	8 JOHNSON J Personal foul			
07:39				15 KOHLER-LENZ D Foul On
07:39				15 KOHLER-LENZ D Free Throw missed (1 Out)
07:39		45-46	-1	15 KOHLER-LENZ D Free Throw made (1 In)
07:32				5 SCHUERMANN J Personal foul
07:32	8 JOHNSON J Foul On			
07:32				5 SCHUERMANN J Player OUT ---->>
07:32				4 LOHMANN B Player IN <<----
07:28	8 JOHNSON J Offensive foul			
07:28	8 JOHNSON J Turnover			
07:28				11 PASSIWAN D Foul On
07:08				11 PASSIWAN D 3-Pts missed (3 Out)
07:06	8 JOHNSON J Defensive Rebound			
06:50	12 ANDERSON P 3-Pts made (3 In)	48-46	+2	
06:30	8 JOHNSON J Personal foul			



## PLAY BY PLAY

文字比分播报

CAN 62 vs 59 GER

Attendance: 11797

Game Time	CAN - Canada	Score	Lead	GER - Germany
06:30				7 LEHMANN L Foul On
06:30	8 JOHNSON J Player OUT ---->>			
06:30	15 ENG D Player IN <<----			
06:30				7 LEHMANN L Free Throw missed (1 Out)
06:30				7 LEHMANN L Free Throw missed (1 Out)
06:26	12 ANDERSON P Defensive Rebound			
06:24				11 PASSIWAN D Personal foul
06:24	12 ANDERSON P Foul On			
06:24	12 ANDERSON P Free Throw made (1 In)	49-46	+3	
06:24	12 ANDERSON P Free Throw made (1 In)	50-46	+4	
06:24				Time out
06:23				9 FISCHER F Turnover
06:11				12 WOLK S Player IN <<----
06:11				13 CHRISTINK L Player IN <<----
06:11				11 PASSIWAN D Player OUT ---->>
06:11				9 FISCHER F Player OUT ---->>
06:04	12 ANDERSON P 3-Pts missed (3 Out)			
06:02				4 LOHMANN B Defensive Rebound
05:54		50-48	+2	7 LEHMANN L 2-Pts paint made (2 In)
05:39	12 ANDERSON P 2 Pts paint missed (2 Out)			
05:37				15 KOHLER-LENZ D Defensive Rebound
05:26		50-50	0	13 CHRISTINK L 2-Pts paint made (2 In)
05:23				12 WOLK S Assist
05:06	7 PETER R 2 Pts paint missed (2 Out)			
05:04				7 LEHMANN L Defensive Rebound
04:55				13 CHRISTINK L Turnover
04:55	7 PETER R Steal			
04:48	15 ENG D 2 Pts paint missed (2 Out)			
04:48				13 CHRISTINK L Personal foul
04:48	15 ENG D Foul On			
04:48	15 ENG D Free Throw made (1 In)	51-50	+1	
04:48	15 ENG D Free Throw made (1 In)	52-50	+2	
04:38	13 STOUTENBERG C Personal foul			
04:38				7 LEHMANN L Foul On
04:38	14 DINI A Player IN <<----			
04:38	13 STOUTENBERG C Player OUT ---->>			
04:38				7 LEHMANN L Free Throw missed (1 Out)
04:37				7 LEHMANN L Free Throw missed (1 Out)
04:33				15 KOHLER-LENZ D Offensive Rebound
04:09	12 ANDERSON P Blocked Shot			
03:50	Defensive Rebound			
04:06				13 CHRISTINK L 2-Pts missed (2 out)





## PLAY BY PLAY

文字比分播报

CAN 62 vs 59 GER

Attendance: 11797

Game Time	CAN - Canada	Score	Lead	GER - Germany
04:03	15 ENG D 2 Pts paint missed (2 Out)			
04:01				Defensive Rebound
03:35				7 LEHMANN L 2 Pts paint missed (2 Out)
03:31				13 CHRISTINK L Offensive Rebound
03:26				13 CHRISTINK L 2-Pts missed (2 out)
03:24	12 ANDERSON P Defensive Rebound			
03:14	11 BORISOFF J Turnover			
03:14				7 LEHMANN L Steal
03:14	11 BORISOFF J Personal foul			
03:14				7 LEHMANN L Foul On
03:14	Time out			
03:14				15 KOHLER-LENZ D Player OUT ---->>
03:14				14 COSKUN A Player IN <<----
03:14				7 LEHMANN L Free Throw missed (1 Out)
03:09				12 WOLK S Player OUT ---->>
03:09				15 KOHLER-LENZ D Player IN <<----
02:55				7 LEHMANN L Free Throw missed (1 Out)
02:53	12 ANDERSON P Defensive Rebound			
02:49	15 ENG D 2-Pts paint made (2 In)	54-50	+4	
02:41	12 ANDERSON P Assist			
02:30				4 LOHMANN B 2 Pts paint missed (2 Out)
02:18	15 ENG D Blocked Shot			
02:16	15 ENG D Defensive Rebound			
02:16	15 ENG D 2 Pts paint missed (2 Out)			
02:16				14 COSKUN A Defensive Rebound
02:16	15 ENG D Personal foul			
02:16				15 KOHLER-LENZ D Foul On
02:16				8 BIENEK A Player IN <<----
02:16				7 LEHMANN L Player OUT ---->>
02:16		54-51	+3	15 KOHLER-LENZ D Free Throw made (1 In)
02:16		54-52	+2	15 KOHLER-LENZ D Free Throw made (1 In)
02:16	13 STOUTENBERG C Player IN <<----			
02:16	14 DINI A Player OUT ---->>			
01:59	12 ANDERSON P 2-Pts paint made (2 In)	56-52	+4	
01:57	13 STOUTENBERG C Assist			
01:47		56-54	+2	14 COSKUN A 2-Pts paint made (2 In)
01:45				15 KOHLER-LENZ D Assist
01:36	7 PETER R 2-Pts paint made (2 In)	58-54	+4	
01:36	12 ANDERSON P Assist			
01:25	7 PETER R Personal foul			
01:25				15 KOHLER-LENZ D Foul On
01:25				15 KOHLER-LENZ D Free Throw missed (1 Out)



## PLAY BY PLAY

文字比分播报

CAN 62 vs 59 GER

Attendance: 11797

Game Time	CAN - Canada	Score	Lead	GER - Germany
01:25		58-55	+3	15 KOHLER-LENZ D Free Throw made (1 In)
01:16	12 ANDERSON P Fast Break			
01:16	12 ANDERSON P 2-Pts paint made (2 In)	60-55	+5	
01:05		60-57	+3	14 COSKUN A 2-Pts paint made (2 In)
01:05				8 BIENEK A Assist
00:52	13 STOUTENBERG C 2 Pts paint missed (2 Out)			
00:52				13 CHRISTINK L Defensive Rebound
00:38				14 COSKUN A 3-Pts missed (3 Out)
00:38				8 BIENEK A Offensive Rebound
00:38	13 STOUTENBERG C Personal foul			
00:38				8 BIENEK A Foul On
00:38	13 STOUTENBERG C Player OUT ---->>			
00:38	14 DINI A Player IN <<----			
00:38				8 BIENEK A Free Throw missed (1 Out)
00:38				8 BIENEK A Free Throw missed (1 Out)
00:36	14 DINI A Defensive Rebound			
00:29	7 PETER R Turnover			
00:29				4 LOHMANN B Steal
00:22		60-59	+1	4 LOHMANN B 2-Pts made (2 In)
00:22				14 COSKUN A Assist
00:12	15 ENG D 2 Pts paint missed (2 Out)			
00:12	15 ENG D Offensive Rebound			
00:12	15 ENG D 2-Pts paint made (2 In)	62-59	+3	
00:12				Time out
00:12				7 LEHMANN L Player IN <<----
00:12				9 FISCHER F Player IN <<----
00:12				11 PASSIWAN D Player IN <<----
00:12				13 CHRISTINK L Player OUT ---->>
00:12				15 KOHLER-LENZ D Player OUT ---->>
00:12				8 BIENEK A Player OUT ---->>
00:03				11 PASSIWAN D 3-Pts missed (3 Out)
00:03				Offensive Rebound
00:00				11 PASSIWAN D 3-Pts missed (3 Out)



## RESULTS

比赛成绩

### CAN 23 vs 26 GER

Attendance: 0

Referee: URUNUELA Juan Manuel (ESP)

Commissioner: de KNOCK Luc D H M (BEL)

Umpires: MARQUES Rui David (BRA); PAVLOPOULOS Adrianos (GRE)

Classifier:

		Q1		Q2	
Scoring by 5 min intervals:	CAN	4	17	19	23
	GER	6	13	18	26

#### CAN - CANADA

No.	Name	Sport Class	MIN	Field Goals		2 Points		3 Points		Free Throws		Rebounds			AS	TO	ST	BS	PF	FO	PTS	
				M/A	%	M/A	%	M/A	%	M/A	%	OR	DR	TOT								
*7	PETER Richard	2.5	12:10	0/4	0	0/4	0						3	3		1			2	2	0	
*8	JOHNSON Joey	4.5	10:00	1/3	33	1/3	33			0/1	0	2		2	2				1	1	2	
*11	BORISOFF Jaimie (C)	1.0	20:00	2/4	50	2/4	50			0/1	0				1	1			1	1	4	
*12	ANDERSON Patrick	4.5	10:00	3/6	50	3/5	60	0/1	0	3/5	60		6	6	1				1	4	9	
*13	STOUTENBERG Chris	1.0	10:00	1/4	25	1/4	25					2	2		1				1		2	
4	DUREPOS David	3.5	10:00	2/6	33	2/5	40	0/1	0						1	1	1		1		4	
5	ROUILLARD Yvon	3.0	07:50	0/1	0	0/1	0								1		1			1	0	
6	HEDGES Robert	2.5	00:00																		0	
9	NORTON Ross	2.0	10:00	1/2	50	1/2	50					2	2			1			2		2	
10	LANCIA Adam	4.5	10:00	0/4	0	0/3	0	0/1	0			4	4	1	1					3	0	
14	DINI Abditatch	1.0	00:00																		0	
15	ENG David	4.5	00:00																		0	
Team/Coach																						
<b>Totals</b>				10/34	29	10/31	32	0/3	0	3/7	43	4	19	23	7	6	2			9	12	23
<b>Coach</b>		FROGLEY Mile																				
<b>Assistant Coach</b>		TONELLO Jerry									BOWES Paul											

#### GER - GERMANY

No.	Name	Sport Class	MIN	Field Goals		2 Points		3 Points		Free Throws		Rebounds			AS	TO	ST	BS	PF	FO	PTS	
				M/A	%	M/A	%	M/A	%	M/A	%	OR	DR	TOT								
*5	SCHUERMANN Jens	1.0	12:33	0/2	0	0/2	0						3	3					2		0	
*8	BIENEK Andre	3.0	11:00	2/3	67	2/3	67					1	4	5					1		4	
*13	CHRISTINK Lars (C)	2.0	09:50	1/9	11	1/9	11						1	1	1	2			2		2	
*14	COSKUN Ahmet	4.0	09:50	1/2	50	1/2	50						2	2							2	
*15	KOHLER-LENZ Dirk	4.0	12:38	0/4	0	0/3	0	0/1	0			2	5	7		3			1		0	
4	LOHMANN Bjoern	1.0	07:27	0/2	0	0/2	0					1	1								0	
6	QUALI Mimoun	3.0	00:00																	1	0	
7	LEHMANN Lars	3.0	09:00	1/3	33	1/2	50	0/1	0			2	2		1				3		2	
9	FISCHER Florian	1.5	10:10	0/1	0	0/1	0					1	1						1		0	
10	KRESS Andreas	3.5	00:00																		0	
11	PASSIWAN Dirk	4.5	10:10	2/4	50	2/4	50			6/8	75	3	3			1			1	4	10	
12	WOLK Sebastian	4.0	07:22	2/2	100	2/2	100			2/2	100	1	1		1				1	4	6	
Team/Coach																						
<b>Totals</b>				9/32	28	9/30	30	0/2	0	8/10	80	4	23	27	1	7	1			12	9	26
<b>Coach</b>		WIEGMANN Frits																				
<b>Assistant Coach</b>		MOERTL Sigg																				

	CAN	GER
Points from Turnovers	4	1
Points in the Paint	8	6
Second Chance Points	0	4
Fast Break Points	2	0

	CAN	GER
Biggest Lead	5	3
Biggest Scoring Run	7-0(13-8)	6-0(23-26)
Lead Changes	2	
Times Tied	4	

#### Legend:

%	Shooting Percentage	(C)	Captain	*	Starters	AS	Assists
BS	Blocked Shots	DR	Defensive Rebounds	FO	Fouls On	M/A	Made/Attempts
MIN	Minutes Played	OR	Offensive Rebounds	PF	Fouls	PTS	Points
Qx	Quarter Time	ST	Steals	TO	Turnovers	TOT	Total Rebounds



## RESULTS

比赛成绩

### CAN 62 vs 59 GER

Attendance: 11797

Referee: URUNUELA Juan Manuel (ESP)

Commissioner: de KNOCK Luc D H M (BEL)

Umpires: MARQUES Rui David (BRA); PAVLOPOULOS Adrianos (GRE)

Classifier:

		Q1		Q2		Q3		Q4	
Scoring by 5 min intervals:	CAN	4	17	19	23	32	42	50	62
	GER	6	13	18	26	31	43	50	59

#### CAN - CANADA

No.	Name	Sport Class	MIN	Field Goals		2 Points		3 Points		Free Throws		Rebounds			AS	TO	ST	BS	PF	FO	PTS
				M/A	%	M/A	%	M/A	%	M/A	%	OR	DR	TOT							
*7	PETER Richard	2.5	25:13	1/7	14	1/7	14					1	4	5		2	1		3	2	2
*8	JOHNSON Joey	4.5	14:29	1/3	33	1/3	33			1/3	33	2	3	5	2	1			5	3	3
*11	BORISOFF Jaimie (C)	1.0	33:03	2/4	50	2/4	50			0/1	0		1	1	1	2			3	2	4
*12	ANDERSON Patrick	4.5	30:00	9/17	53	7/11	64	2/6	33	9/15	60		12	12	5	2		1	1	11	29
*13	STOUTENBERG Chris	1.0	24:56	1/5	20	1/5	20						3	3	1	1			5		2
4	DUREPOS David	3.5	10:00	2/6	33	2/5	40	0/1	0						1	1	1		1		4
5	ROUILLARD Yvon	3.0	14:47	2/4	50	2/4	50					1	1	2	1		1		1	2	4
6	HEDGES Robert	2.5	00:00																		0
9	NORTON Ross	2.0	10:00	1/2	50	1/2	50						2	2			1		2		2
10	LANCIA Adam	4.5	10:00	0/4	0	0/3	0	0/1	0				4	4	1	1				3	0
14	DINI Abditatch	1.0	12:01	1/2	50	1/2	50						2	2							2
15	ENG David	4.5	15:31	3/10	30	3/10	30			4/4	100	2	1	3		1		1	1	2	10
Team/Coach																					
<b>Totals</b>				23/64	36	21/56	38	2/8	25	14/23	61	8	38	46	12	12	3	2	23	25	62
Coach		FROGLEY Mile																			
Assistant Coach		TONELLO Jerry									BOWES Paul										

#### GER - GERMANY

No.	Name	Sport Class	MIN	Field Goals		2 Points		3 Points		Free Throws		Rebounds			AS	TO	ST	BS	PF	FO	PTS	
				M/A	%	M/A	%	M/A	%	M/A	%	OR	DR	TOT								
*5	SCHUERMANN Jens	1.0	20:28	0/3	0	0/3	0						3	3					5		0	
*8	BIENEK Andre	3.0	23:04	4/6	67	4/6	67			0/3	0	2	5	7	1		1		2	3	8	
*13	CHRISTINK Lars (C)	2.0	22:03	4/16	25	4/15	27	0/1	0			1	2	3	2	3			3		8	
*14	COSKUN Ahmet	4.0	17:01	4/8	50	4/6	67	0/2	0	2/2	100		3	3	2				2		10	
*15	KOHLER-LENZ Dirk	4.0	31:01	3/8	38	3/7	43	0/1	0	4/6	67	3	9	12	1	4			2	4	10	
4	LOHMANN Bjoern	1.0	19:32	1/4	25	1/4	25						2	2			1				2	
6	QUALI Mimoun	3.0	00:00																	1	0	
7	LEHMANN Lars	3.0	16:56	2/5	40	2/4	50	0/1	0	0/6	0		3	3	1	1	2		4	3	4	
9	FISCHER Florian	1.5	17:57	0/2	0	0/1	0	0/1	0				1	1	1	1			3		0	
10	KRESS Andreas	3.5	01:20	0/1	0	0/1	0														0	
11	PASSIWAN Dirk	4.5	19:17	2/10	20	2/7	29	0/3	0	7/10	70		4	4	1	1	1		3	7	11	
12	WOLK Sebastian	4.0	11:21	2/2	100	2/2	100			2/2	100		2	2	1	1			1	4	6	
Team/Coach																						
<b>Totals</b>				22/65	34	22/56	39	0/9	0	15/29	52	8	37	45	10	11	5			25	22	59
Coach		WIEGMANN Frits																				
Assistant Coach		MOERTL Sigi																				

	CAN	GER
Points from Turnovers	6	5
Points in the Paint	26	22
Second Chance Points	4	4
Fast Break Points	4	2

	CAN	GER
Biggest Lead	5	9
Biggest Scoring Run	10-0(44-43)	8-0(23-28)
Lead Changes	7	
Times Tied	8	

#### Legend:

%	Shooting Percentage	(C)	Captain	*	Starters	AS	Assists
BS	Blocked Shots	DR	Defensive Rebounds	FO	Fouls On	M/A	Made/Attempts
MIN	Minutes Played	OR	Offensive Rebounds	OTx	Overtime	PF	Fouls
PTS	Points	Qx	Quarter Time	ST	Steals	TO	Turnovers
TOT	Total Rebounds						



## START LIST

首发名单

### SWE - IRI

**Referee:** KUERZI Bill (USA)  
**Umpires:** KANNO Eisuke (JPN); ROJA Cristian (ITA)

**Commissioner:** REHLING Detlef Klaus (GER)  
**Classifier:** MACKAY Kenneth (GBR)

#### SWE - Sweden

No.	Name	Pos	Age	Sport Class	Current Games Statistics							
					PPG	FG%	3FG%	FT%	RPG	APG	MPG (GP)	
4	NYLANDER Patrik	F	28	2.0	0.0							00:00 (0)
5	GUSTAVSSON Joachim	F	36	3.5	11.0	43		50	13.0	1.0	34:50 (1)	
6	LARSSON Niclas	F	39	1.0	1.0	0		50	2.0	1.0	10:21 (1)	
7	BYQVIST Per	C	40	3.0	0.0						00:00 (0)	
8	ABLORH Enoch (C)	G	36	4.0	6.0	60			1.0	1.0	10:31 (1)	
9	WALLIN Dan	C	34	4.0	4.0	11		100	13.0		29:29 (1)	
10	HAIDARI Hussein	G	29	3.0	26.0	40	0	43	8.0	7.0	40:00 (1)	
11	KOHLSTROM Peter	F	33	2.5	13.0	60		50	2.0		40:00 (1)	
12	AKERBERG Thomas	F	40	3.0	0.0						05:10 (1)	
13	LARSSON Thomas	F	39	1.0	0.0	0			1.0	3.0	29:39 (1)	
14	LINDEN Joakim	F	19	2.5	0.0						00:00 (0)	
15	MENG Robin	G	18	3.0	0.0						00:00 (0)	
Team			32.6		61.0	39	0	50	40.0	13.0		
<b>Coach</b>		LOPES Ines										
<b>Assistant Coach</b>		ANDER Nils					ANDERSSON Lars Gunnar					

SWE Played		
PR	JPN	61-49
PR	CAN	09 SEP
PR	RSA	10 SEP
PR	GER	11 SEP

#### IRI - Islamic Republic of Iran

No.	Name	Pos	Age	Sport Class	Current Games Statistics						
					PPG	FG%	3FG%	FT%	RPG	APG	MPG (GP)
4	BOLAGHINALOU Saman	F	21	1.0	0.0					1.0	19:35 (1)
5	HESAMY ZADEH Zakaria	G	34	2.5	0.0						00:00 (0)
6	MANSOURI Hakim	F	23	2.0	0.0						00:00 (0)
7	AHMADI Ebrahim	C	22	4.0	0.0						00:00 (0)
8	DAGHAGHELEPOUR A	F	26	1.5	3.0	25	33	0	2.0	2.0	31:41 (1)
9	HOSSEIN POUR Esmaeel	F	25	1.5	2.0	33			2.0	1.0	28:44 (1)
10	AHMADI Alireza	G	32	3.0	24.0	60	33	67	4.0	10.0	40:00 (1)
11	NAMI Gholamreza (C)	F	31	1.0	0.0						00:00 (0)
12	GHARIBLOO Morteza	C	29	4.0	14.0	43	0	100	11.0		32:52 (1)
13	SIEFI Bahman	F	22	2.0	0.0						00:00 (0)
14	GHOLAM AZAD Vahid	C	20	4.5	18.0	53		0	10.0		15:27 (1)
15	TORFI MENESHIDI Adel	C	31	4.0	12.0	43		0	7.0	1.0	31:41 (1)
Team			26.3		73.0	48	30	38	36.0	15.0	
<b>Coach</b>		KAMRAVA Abdolghafour									
<b>Assistant Coach</b>		ESHGH Kamal									

IRI Played		
PR	RSA	73-62
PR	JPN	09 SEP
PR	GER	10 SEP
PR	CAN	11 SEP

**Legend:**

3FG%	3 Field Goals %	APG	Assists per Game	C	Centre	F	Forward
FG%	Field Goals %	FT%	Free Throws %	G	Guard	GP	Games Played
MPG	Minutes Played per Game	Pos	Playing Position	PPG	Points per Game	PR	Preliminary Round
RPG	Rebounds per Game						



## PLAY BY PLAY

文字比分播报

SWE 30 vs 47 IRI

Attendance: 1376

		Q1		Q2	
Scoring by 5 min intervals:	SWE	6	12	20	30
	IRI	14	24	35	47

### FIRST QUARTER

#### Quarter Starters:

**SWE** 5 GUSTAVSSON J      9 WALLIN D      10 HAIDARI H      11 KOHLSTROM P      13 LARSSON T  
**IRI** 8 DAGHAGHELEPOUR A      9 HOSSEIN POUR E      10 AHMADI A      12 GHARIBLOO M      15 TORFI MENESHIDI A

Game Time	SWE - Sweden	Score	Lead	IRI - Iran
10:00	5 GUSTAVSSON J Player IN <<<----			
10:00	9 WALLIN D Player IN <<----			
10:00	10 HAIDARI H Player IN <<<----			
10:00	11 KOHLSTROM P Player IN <<<----			
10:00	13 LARSSON T Player IN <<----			
10:00				8 DAGHAGHELEPOUR A Player IN <<<----
10:00				9 HOSSEIN POUR E Player IN <<----
10:00				10 AHMADI A Player IN <<----
10:00				12 GHARIBLOO M Player IN <<----
10:00				15 TORFI MENESHIDI A Player IN <<----
10:00	9 WALLIN D Tap off lost			12 GHARIBLOO M Tap off won
09:43				8 DAGHAGHELEPOUR A 3-Pts missed (3 Out)
09:41	10 HAIDARI H Defensive Rebound			
09:39	10 HAIDARI H Turnover			
09:39				12 GHARIBLOO M Steal
09:33				12 GHARIBLOO M 2 Pts paint missed (2 Out)
09:31	9 WALLIN D Defensive Rebound			
09:20	10 HAIDARI H 2 Pts paint missed (2 Out)			
09:18				15 TORFI MENESHIDI A Defensive Rebound
09:07		0-2	-2	12 GHARIBLOO M 2-Pts paint made (2 In)
08:53	9 WALLIN D 2 Pts paint missed (2 Out)			
08:53				Defensive Rebound
08:40				10 AHMADI A 3-Pts missed (3 Out)
08:37	9 WALLIN D Defensive Rebound			
08:37	10 HAIDARI H Turnover			
08:24		0-4	-4	12 GHARIBLOO M 2-Pts made (2 In)
08:07	11 KOHLSTROM P 2 Pts paint missed (2 Out)			
08:06				15 TORFI MENESHIDI A Defensive Rebound
07:53				15 TORFI MENESHIDI A Assist
07:55		0-6	-6	8 DAGHAGHELEPOUR A 2-Pts paint made (2 In)
07:44				8 DAGHAGHELEPOUR A Personal foul
07:44	10 HAIDARI H Foul On			
07:35	11 KOHLSTROM P Assist			
07:37	5 GUSTAVSSON J 2-Pts paint made (2 In)	2-6	-4	



## PLAY BY PLAY

文字比分播报

SWE 30 vs 47 IRI

Attendance: 1376

Game Time	SWE - Sweden	Score	Lead	IRI - Iran
07:23				10 AHMADI A 3-Pts missed (3 Out)
07:22				15 TORFI MENESHIDI A Offensive Rebound
07:19		2-8	-6	15 TORFI MENESHIDI A 2-Pts paint made (2 In)
06:56	5 GUSTAVSSON J 2-Pts missed (2 out)			
06:52				10 AHMADI A Defensive Rebound
06:44				10 AHMADI A Assist
06:44		2-10	-8	12 GHARIBLOO M 2-Pts made (2 In)
06:44	Time out			
06:31	11 KOHLSTROM P 2 Pts paint missed (2 Out)			
06:31	9 WALLIN D Offensive Rebound			
06:31	9 WALLIN D 2-Pts paint made (2 In)	4-10	-6	
06:31				9 HOSSEIN POUR E Personal foul
06:31	9 WALLIN D Foul On			
06:26	9 WALLIN D Free Throw missed (1 Out)			
06:23				12 GHARIBLOO M Defensive Rebound
06:17				15 TORFI MENESHIDI A 2 Pts paint missed (2 Out)
06:15	9 WALLIN D Defensive Rebound			
06:05	11 KOHLSTROM P Assist			
06:08	5 GUSTAVSSON J 2-Pts paint made (2 In)	6-10	-4	
05:49		6-13	-7	10 AHMADI A 3-Pts made (3 In)
05:46				9 HOSSEIN POUR E Personal foul
05:46	10 HAIDARI H Foul On			
05:37	5 GUSTAVSSON J 2-Pts missed (2 out)			
05:34				9 HOSSEIN POUR E Defensive Rebound
05:25	13 LARSSON T Personal foul			
05:25				12 GHARIBLOO M Foul On
05:16	11 KOHLSTROM P Personal foul			
05:16				15 TORFI MENESHIDI A Foul On
05:16				15 TORFI MENESHIDI A Free Throw missed (1 Out)
05:16		6-14	-8	15 TORFI MENESHIDI A Free Throw made (1 In)
04:58	9 WALLIN D 2-Pts made (2 In)	8-14	-6	
04:43				10 AHMADI A 3-Pts missed (3 Out)
04:43	5 GUSTAVSSON J Defensive Rebound			
04:43				10 AHMADI A Personal foul
04:43	5 GUSTAVSSON J Foul On			
04:33	10 HAIDARI H Turnover			
04:28				8 DAGHAGHELEPOUR A Offensive foul
04:28				8 DAGHAGHELEPOUR A Turnover
04:28	9 WALLIN D Foul On			
04:28	9 WALLIN D Steal			
04:11	11 KOHLSTROM P 2 Pts paint missed (2 Out)			
04:08				15 TORFI MENESHIDI A Defensive Rebound



## PLAY BY PLAY

文字比分播报

SWE 30 vs 47 IRI

Attendance: 1376

Game Time	SWE - Sweden	Score	Lead	IRI - Iran
03:51				10 AHMADI A 3-Pts missed (3 Out)
03:49	9 WALLIN D Defensive Rebound			
03:36	9 WALLIN D 2-Pts paint made (2 In)	10-14	-4	
03:11				9 HOSSEIN POUR E 2 Pts paint missed (2 Out)
03:09	11 KOHLSTROM P Defensive Rebound			
03:01	9 WALLIN D 2 Pts paint missed (2 Out)			
02:58	9 WALLIN D Offensive Rebound			
02:45	5 GUSTAVSSON J Turnover			
02:45				12 GHARIBLOO M Steal
02:45				15 TORFI MENESHIDI A Turnover
02:34	11 KOHLSTROM P Player OUT ---->>			
02:34	14 LINDEN J Player IN <<----			
02:19	14 LINDEN J 2-Pts missed (2 out)			
02:17				15 TORFI MENESHIDI A Defensive Rebound
01:57		10-16	-6	15 TORFI MENESHIDI A 2-Pts paint made (2 In)
01:40	14 LINDEN J 2 Pts paint missed (2 Out)			
01:40				15 TORFI MENESHIDI A Blocked Shot
01:40				9 HOSSEIN POUR E Defensive Rebound
01:24				15 TORFI MENESHIDI A 2-Pts missed (2 out)
01:22				12 GHARIBLOO M Offensive Rebound
01:22		10-18	-8	12 GHARIBLOO M 2-Pts paint made (2 In)
01:22	9 WALLIN D Personal foul			
01:22				12 GHARIBLOO M Foul On
01:22		10-19	-9	12 GHARIBLOO M Free Throw made (1 In)
01:07	10 HAIDARI H 2-Pts missed (2 out)			
01:07				15 TORFI MENESHIDI A Defensive Rebound
01:07	9 WALLIN D Personal foul			
01:07				15 TORFI MENESHIDI A Foul On
01:07	5 GUSTAVSSON J Player OUT ---->>			
01:07	14 LINDEN J Player OUT ---->>			
01:07	11 KOHLSTROM P Player IN <<----			
01:07	7 BYQVIST P Player IN <<----			
00:54		10-21	-11	12 GHARIBLOO M 2-Pts paint made (2 In)
00:54	7 BYQVIST P Personal foul			
00:54				12 GHARIBLOO M Foul On
00:53				12 GHARIBLOO M Free Throw missed (1 Out)
00:51	7 BYQVIST P Defensive Rebound			
00:36	11 KOHLSTROM P Turnover			
00:36				12 GHARIBLOO M Steal
00:21		10-24	-14	10 AHMADI A 3-Pts made (3 In)
00:00	11 KOHLSTROM P Assist			
00:00	13 LARSSON T 2-Pts paint made (2 In)	12-24	-12	





## PLAY BY PLAY

文字比分播报

SWE 30 vs 47 IRI

Attendance: 1376

Game Time	SWE - Sweden	Score	Lead	IRI - Iran
-----------	--------------	-------	------	------------

### SECOND QUARTER

#### Quarter Starters:

**SWE** 7 BYQVIST P      9 WALLIN D      10 HAIDARI H      11 KOHLSTROM P      13 LARSSON T  
**IRI** 12 GHARIBLOO M      10 AHMADI A      8 DAGHAGHELEPOUR A      9 HOSSEIN POUR E      15 TORFI MENESHIDI A

Game Time	SWE - Sweden	Score	Lead	IRI - Iran
10:00	7 BYQVIST P Player IN <<----			
10:00	9 WALLIN D Player IN <<----			
10:00	10 HAIDARI H Player IN <<----			
10:00	11 KOHLSTROM P Player IN <<----			
10:00	13 LARSSON T Player IN <<----			
10:00				12 GHARIBLOO M Player IN <<----
10:00				10 AHMADI A Player IN <<----
10:00				8 DAGHAGHELEPOUR A Player IN <<----
10:00				9 HOSSEIN POUR E Player IN <<----
10:00				15 TORFI MENESHIDI A Player IN <<----
09:59	10 HAIDARI H Tap off situation, throw-in			
09:44	10 HAIDARI H 2-Pts missed (2 out)			
09:42				9 HOSSEIN POUR E Defensive Rebound
09:30				10 AHMADI A 3-Pts missed (3 Out)
09:29	Defensive Rebound			
09:19	7 BYQVIST P 2 Pts paint missed (2 Out)			
09:17				12 GHARIBLOO M Defensive Rebound
09:07		12-26	-14	15 TORFI MENESHIDI A 2-Pts paint made (2 In)
08:55				10 AHMADI A Personal foul
08:55	11 KOHLSTROM P Foul On			
08:55	11 KOHLSTROM P Free Throw made (1 In)	13-26	-13	
08:55	11 KOHLSTROM P Free Throw made (1 In)	14-26	-12	
08:35				9 HOSSEIN POUR E 2 Pts paint missed (2 Out)
08:32	7 BYQVIST P Blocked Shot			
08:29	9 WALLIN D Defensive Rebound			
08:27	7 BYQVIST P 2-Pts paint made (2 In)	16-26	-10	
08:27	10 HAIDARI H Assist			
08:27				15 TORFI MENESHIDI A Personal foul
08:27	7 BYQVIST P Foul On			
08:26	7 BYQVIST P Free Throw missed (1 Out)			
08:23				12 GHARIBLOO M Defensive Rebound
08:12				8 DAGHAGHELEPOUR A Turnover
07:54	11 KOHLSTROM P 2 Pts paint missed (2 Out)			
07:52	11 KOHLSTROM P Offensive Rebound			
07:52	11 KOHLSTROM P 2 Pts paint missed (2 Out)			
07:49	11 KOHLSTROM P Offensive Rebound			



## PLAY BY PLAY

文字比分播报

SWE 30 vs 47 IRI

Attendance: 1376

Game Time	SWE - Sweden	Score	Lead	IRI - Iran
07:49	11 KOHLSTROM P 2-Pts paint made (2 In)	18-26	-8	
07:48				Time out
07:27		18-28	-10	12 GHARIBLOO M 2-Pts paint made (2 In)
07:12	9 WALLIN D 2 Pts paint missed (2 Out)			
07:12				12 GHARIBLOO M Defensive Rebound
07:12	9 WALLIN D Personal foul			
07:12				12 GHARIBLOO M Foul On
06:59				10 AHMADI A 2-Pts missed (2 out)
06:56	7 BYQVIST P Defensive Rebound			
06:44	9 WALLIN D 2-Pts paint made (2 In)	20-28	-8	
06:43	10 HAIDARI H Assist			
06:23		20-30	-10	15 TORFI MENESHIDI A 2-Pts paint made (2 In)
06:01	9 WALLIN D Turnover			
06:01	9 WALLIN D Player OUT ---->>			
06:01	5 GUSTAVSSON J Player IN <<----			
06:01	13 LARSSON T Player OUT ---->>			
06:01	4 NYLANDER P Player IN <<----			
05:52		20-32	-12	12 GHARIBLOO M 2-Pts made (2 In)
05:34	11 KOHLSTROM P 2-Pts missed (2 out)			
05:32				12 GHARIBLOO M Defensive Rebound
05:21				12 GHARIBLOO M 2-Pts missed (2 out)
05:13				8 DAGHAGHELEPOUR A Offensive Rebound
05:13				8 DAGHAGHELEPOUR A 2 Pts paint missed (2 Out)
05:13				12 GHARIBLOO M Offensive Rebound
05:13				12 GHARIBLOO M 2 Pts paint missed (2 Out)
05:13				15 TORFI MENESHIDI A Offensive Rebound
05:13		20-34	-14	15 TORFI MENESHIDI A 2-Pts paint made (2 In)
05:13	11 KOHLSTROM P Personal foul			
05:13				15 TORFI MENESHIDI A Foul On
05:13		20-35	-15	15 TORFI MENESHIDI A Free Throw made (1 In)
04:57	10 HAIDARI H 2-Pts made (2 In)	22-35	-13	
04:36				15 TORFI MENESHIDI A 2-Pts missed (2 out)
04:36	10 HAIDARI H Defensive Rebound			
04:24	10 HAIDARI H 2-Pts made (2 In)	24-35	-11	
04:06		24-38	-14	10 AHMADI A 3-Pts made (3 In)
03:45	5 GUSTAVSSON J 2-Pts made (2 In)	26-38	-12	
03:43	10 HAIDARI H Assist			
03:23		26-40	-14	10 AHMADI A 2-Pts paint made (2 In)
03:13				8 DAGHAGHELEPOUR A Personal foul
03:13	10 HAIDARI H Foul On			
03:01	5 GUSTAVSSON J 2-Pts missed (2 out)			
02:59				12 GHARIBLOO M Defensive Rebound



## PLAY BY PLAY

文字比分播报

SWE 30 vs 47 IRI

Attendance: 1376

Game Time	SWE - Sweden	Score	Lead	IRI - Iran
02:47				8 DAGHAGHELEPOUR A 2-Pts missed (2 out)
02:46	5 GUSTAVSSON J Defensive Rebound			
02:46	5 GUSTAVSSON J Turnover			
02:29				15 TORFI MENESHIDI A 2-Pts missed (2 out)
02:22	7 BYQVIST P Defensive Rebound			
02:20	7 BYQVIST P Turnover			
02:20				12 GHARIBLOO M Steal
02:17		26-42	-16	12 GHARIBLOO M 2-Pts paint made (2 In)
02:01	4 NYLANDER P 2-Pts paint made (2 In)	28-42	-14	
01:53				12 GHARIBLOO M 2-Pts missed (2 out)
01:50	5 GUSTAVSSON J Defensive Rebound			
01:50				8 DAGHAGHELEPOUR A Personal foul
01:50	10 HAIDARI H Foul On			
01:50	7 BYQVIST P Player OUT ---->>			
01:50	12 AKERBERG T Player IN <<----			
01:37	5 GUSTAVSSON J 2-Pts made (2 In)	30-42	-12	
01:22				8 DAGHAGHELEPOUR A Player OUT ---->>
01:22				15 TORFI MENESHIDI A Player OUT ---->>
01:22				14 GHOLAM AZAD V Player IN <<----
01:22				4 BOLAGHINALOU S Player IN <<----
01:18				10 AHMADI A 3-Pts missed (3 Out)
01:16	Defensive Rebound			
01:04	5 GUSTAVSSON J Turnover			
01:04				14 GHOLAM AZAD V Steal
00:54				14 GHOLAM AZAD V 2 Pts paint missed (2 Out)
00:50				14 GHOLAM AZAD V Offensive Rebound
00:50				14 GHOLAM AZAD V 2 Pts paint missed (2 Out)
00:50				14 GHOLAM AZAD V Offensive Rebound
00:50	11 KOHLSTROM P Personal foul			
00:50				14 GHOLAM AZAD V Foul On
00:50				14 GHOLAM AZAD V Free Throw missed (1 Out)
00:50		30-43	-13	14 GHOLAM AZAD V Free Throw made (1 In)
00:36	10 HAIDARI H 3-Pts missed (3 Out)			
00:34				12 GHARIBLOO M Defensive Rebound
00:34				10 AHMADI A Fast Break
00:34		30-45	-15	10 AHMADI A 2-Pts made (2 In)
00:34				12 GHARIBLOO M Assist
00:34	Time out			
00:12	4 NYLANDER P 2 Pts paint missed (2 Out)			
00:10				14 GHOLAM AZAD V Defensive Rebound
00:00		30-47	-17	12 GHARIBLOO M 2-Pts made (2 In)
00:00				14 GHOLAM AZAD V Assist



USTB GYMNASIUM  
北京科技大学体育馆

MON 星期一  
8 SEP 2008  
15:30

WHEELCHAIR BASKETBALL  
轮椅篮球

MEN  
男子

PRELIMINARIES GROUP A - GAME 16  
预赛 组 A - 场 16



### PLAY BY PLAY

文字比分播报

**SWE 30 vs 47 IRI**

**Attendance: 1376**

Game Time	SWE - Sweden	Score	Lead	IRI - Iran
-----------	--------------	-------	------	------------



## PLAY BY PLAY

文字比分播报

SWE 66 vs 92 IRI

Attendance: 1376

		Q1		Q2		Q3		Q4	
Scoring by 5 min intervals:	SWE	6	12	20	30	40	52	60	66
	IRI	14	24	35	47	57	68	78	92

### FIRST QUARTER

#### Quarter Starters:

**SWE** 5 GUSTAVSSON J      9 WALLIN D      10 HAIDARI H      11 KOHLSTROM P      13 LARSSON T  
**IRI** 8 DAGHAGHELEPOUR A      9 HOSSEIN POUR E      10 AHMADI A      12 GHARIBLOO M      15 TORFI MENESHIDI A

Game Time	SWE - Sweden	Score	Lead	IRI - Iran
10:00	5 GUSTAVSSON J Player IN <<<----			
10:00	9 WALLIN D Player IN <<----			
10:00	10 HAIDARI H Player IN <<<----			
10:00	11 KOHLSTROM P Player IN <<<----			
10:00	13 LARSSON T Player IN <<----			
10:00				8 DAGHAGHELEPOUR A Player IN <<<----
10:00				9 HOSSEIN POUR E Player IN <<----
10:00				10 AHMADI A Player IN <<----
10:00				12 GHARIBLOO M Player IN <<----
10:00				15 TORFI MENESHIDI A Player IN <<----
10:00	9 WALLIN D Tap off lost			12 GHARIBLOO M Tap off won
09:43				8 DAGHAGHELEPOUR A 3-Pts missed (3 Out)
09:41	10 HAIDARI H Defensive Rebound			
09:39	10 HAIDARI H Turnover			
09:39				12 GHARIBLOO M Steal
09:33				12 GHARIBLOO M 2 Pts paint missed (2 Out)
09:31	9 WALLIN D Defensive Rebound			
09:20	10 HAIDARI H 2 Pts paint missed (2 Out)			
09:18				15 TORFI MENESHIDI A Defensive Rebound
09:07		0-2	-2	12 GHARIBLOO M 2-Pts paint made (2 In)
08:53	9 WALLIN D 2 Pts paint missed (2 Out)			
08:53				Defensive Rebound
08:40				10 AHMADI A 3-Pts missed (3 Out)
08:37	9 WALLIN D Defensive Rebound			
08:37	10 HAIDARI H Turnover			
08:24		0-4	-4	12 GHARIBLOO M 2-Pts made (2 In)
08:07	11 KOHLSTROM P 2 Pts paint missed (2 Out)			
08:06				15 TORFI MENESHIDI A Defensive Rebound
07:53				15 TORFI MENESHIDI A Assist
07:55		0-6	-6	8 DAGHAGHELEPOUR A 2-Pts paint made (2 In)
07:44				8 DAGHAGHELEPOUR A Personal foul
07:44	10 HAIDARI H Foul On			
07:35	11 KOHLSTROM P Assist			
07:37	5 GUSTAVSSON J 2-Pts paint made (2 In)	2-6	-4	



## PLAY BY PLAY

文字比分播报

SWE 66 vs 92 IRI

Attendance: 1376

Game Time	SWE - Sweden	Score	Lead	IRI - Iran
07:23				10 AHMADI A 3-Pts missed (3 Out)
07:22				15 TORFI MENESHIDI A Offensive Rebound
07:19		2-8	-6	15 TORFI MENESHIDI A 2-Pts paint made (2 In)
06:56	5 GUSTAVSSON J 2-Pts missed (2 out)			
06:52				10 AHMADI A Defensive Rebound
06:44				10 AHMADI A Assist
06:44		2-10	-8	12 GHARIBLOO M 2-Pts made (2 In)
06:44	Time out			
06:31	11 KOHLSTROM P 2 Pts paint missed (2 Out)			
06:31	9 WALLIN D Offensive Rebound			
06:31	9 WALLIN D 2-Pts paint made (2 In)	4-10	-6	
06:31				9 HOSSEIN POUR E Personal foul
06:31	9 WALLIN D Foul On			
06:26	9 WALLIN D Free Throw missed (1 Out)			
06:23				12 GHARIBLOO M Defensive Rebound
06:17				15 TORFI MENESHIDI A 2 Pts paint missed (2 Out)
06:15	9 WALLIN D Defensive Rebound			
06:05	11 KOHLSTROM P Assist			
06:08	5 GUSTAVSSON J 2-Pts paint made (2 In)	6-10	-4	
05:49		6-13	-7	10 AHMADI A 3-Pts made (3 In)
05:46				9 HOSSEIN POUR E Personal foul
05:46	10 HAIDARI H Foul On			
05:37	5 GUSTAVSSON J 2-Pts missed (2 out)			
05:34				9 HOSSEIN POUR E Defensive Rebound
05:25	13 LARSSON T Personal foul			
05:25				12 GHARIBLOO M Foul On
05:16	11 KOHLSTROM P Personal foul			
05:16				15 TORFI MENESHIDI A Foul On
05:16				15 TORFI MENESHIDI A Free Throw missed (1 Out)
05:16		6-14	-8	15 TORFI MENESHIDI A Free Throw made (1 In)
04:58	9 WALLIN D 2-Pts made (2 In)	8-14	-6	
04:43				10 AHMADI A 3-Pts missed (3 Out)
04:43	5 GUSTAVSSON J Defensive Rebound			
04:43				10 AHMADI A Personal foul
04:43	5 GUSTAVSSON J Foul On			
04:33	10 HAIDARI H Turnover			
04:28				8 DAGHAGHELEPOUR A Offensive foul
04:28				8 DAGHAGHELEPOUR A Turnover
04:28	9 WALLIN D Foul On			
04:28	9 WALLIN D Steal			
04:11	11 KOHLSTROM P 2 Pts paint missed (2 Out)			
04:08				15 TORFI MENESHIDI A Defensive Rebound



## PLAY BY PLAY

文字比分播报

SWE 66 vs 92 IRI

Attendance: 1376

Game Time	SWE - Sweden	Score	Lead	IRI - Iran
03:51				10 AHMADI A 3-Pts missed (3 Out)
03:49	9 WALLIN D Defensive Rebound			
03:36	9 WALLIN D 2-Pts paint made (2 In)	10-14	-4	
03:11				9 HOSSEIN POUR E 2 Pts paint missed (2 Out)
03:09	11 KOHLSTROM P Defensive Rebound			
03:01	9 WALLIN D 2 Pts paint missed (2 Out)			
02:58	9 WALLIN D Offensive Rebound			
02:45	5 GUSTAVSSON J Turnover			
02:45				12 GHARIBLOO M Steal
02:45				15 TORFI MENESHIDI A Turnover
02:34	11 KOHLSTROM P Player OUT ---->>			
02:34	14 LINDEN J Player IN <<----			
02:19	14 LINDEN J 2-Pts missed (2 out)			
02:17				15 TORFI MENESHIDI A Defensive Rebound
01:57		10-16	-6	15 TORFI MENESHIDI A 2-Pts paint made (2 In)
01:40	14 LINDEN J 2 Pts paint missed (2 Out)			
01:40				15 TORFI MENESHIDI A Blocked Shot
01:40				9 HOSSEIN POUR E Defensive Rebound
01:24				15 TORFI MENESHIDI A 2-Pts missed (2 out)
01:22				12 GHARIBLOO M Offensive Rebound
01:22		10-18	-8	12 GHARIBLOO M 2-Pts paint made (2 In)
01:22	9 WALLIN D Personal foul			
01:22				12 GHARIBLOO M Foul On
01:22		10-19	-9	12 GHARIBLOO M Free Throw made (1 In)
01:07	10 HAIDARI H 2-Pts missed (2 out)			
01:07				15 TORFI MENESHIDI A Defensive Rebound
01:07	9 WALLIN D Personal foul			
01:07				15 TORFI MENESHIDI A Foul On
01:07	5 GUSTAVSSON J Player OUT ---->>			
01:07	14 LINDEN J Player OUT ---->>			
01:07	11 KOHLSTROM P Player IN <<----			
01:07	7 BYQVIST P Player IN <<----			
00:54		10-21	-11	12 GHARIBLOO M 2-Pts paint made (2 In)
00:54	7 BYQVIST P Personal foul			
00:54				12 GHARIBLOO M Foul On
00:53				12 GHARIBLOO M Free Throw missed (1 Out)
00:51	7 BYQVIST P Defensive Rebound			
00:36	11 KOHLSTROM P Turnover			
00:36				12 GHARIBLOO M Steal
00:21		10-24	-14	10 AHMADI A 3-Pts made (3 In)
00:00	11 KOHLSTROM P Assist			
00:00	13 LARSSON T 2-Pts paint made (2 In)	12-24	-12	



## PLAY BY PLAY

文字比分播报

SWE 66 vs 92 IRI

Attendance: 1376

Game Time	SWE - Sweden	Score	Lead	IRI - Iran
-----------	--------------	-------	------	------------

### SECOND QUARTER

#### Quarter Starters:

**SWE** 7 BYQVIST P      9 WALLIN D      10 HAIDARI H      11 KOHLSTROM P      13 LARSSON T  
**IRI** 12 GHARIBLOO M      10 AHMADI A      8 DAGHAGHELEPOUR A      9 HOSSEIN POUR E      15 TORFI MENESHIDI A

Game Time	SWE - Sweden	Score	Lead	IRI - Iran
10:00	7 BYQVIST P Player IN <<----			
10:00	9 WALLIN D Player IN <<----			
10:00	10 HAIDARI H Player IN <<----			
10:00	11 KOHLSTROM P Player IN <<----			
10:00	13 LARSSON T Player IN <<----			
10:00				12 GHARIBLOO M Player IN <<----
10:00				10 AHMADI A Player IN <<----
10:00				8 DAGHAGHELEPOUR A Player IN <<----
10:00				9 HOSSEIN POUR E Player IN <<----
10:00				15 TORFI MENESHIDI A Player IN <<----
09:59	10 HAIDARI H Tap off situation, throw-in			
09:44	10 HAIDARI H 2-Pts missed (2 out)			
09:42				9 HOSSEIN POUR E Defensive Rebound
09:30				10 AHMADI A 3-Pts missed (3 Out)
09:29	Defensive Rebound			
09:19	7 BYQVIST P 2 Pts paint missed (2 Out)			
09:17				12 GHARIBLOO M Defensive Rebound
09:07		12-26	-14	15 TORFI MENESHIDI A 2-Pts paint made (2 In)
08:55				10 AHMADI A Personal foul
08:55	11 KOHLSTROM P Foul On			
08:55	11 KOHLSTROM P Free Throw made (1 In)	13-26	-13	
08:55	11 KOHLSTROM P Free Throw made (1 In)	14-26	-12	
08:35				9 HOSSEIN POUR E 2 Pts paint missed (2 Out)
08:32	7 BYQVIST P Blocked Shot			
08:29	9 WALLIN D Defensive Rebound			
08:27	7 BYQVIST P 2-Pts paint made (2 In)	16-26	-10	
08:27	10 HAIDARI H Assist			
08:27				15 TORFI MENESHIDI A Personal foul
08:27	7 BYQVIST P Foul On			
08:26	7 BYQVIST P Free Throw missed (1 Out)			
08:23				12 GHARIBLOO M Defensive Rebound
08:12				8 DAGHAGHELEPOUR A Turnover
07:54	11 KOHLSTROM P 2 Pts paint missed (2 Out)			
07:52	11 KOHLSTROM P Offensive Rebound			
07:52	11 KOHLSTROM P 2 Pts paint missed (2 Out)			
07:49	11 KOHLSTROM P Offensive Rebound			





## PLAY BY PLAY

文字比分播报

SWE 66 vs 92 IRI

Attendance: 1376

Game Time	SWE - Sweden	Score	Lead	IRI - Iran
07:49	11 KOHLSTROM P 2-Pts paint made (2 In)	18-26	-8	
07:48				Time out
07:27		18-28	-10	12 GHARIBLOO M 2-Pts paint made (2 In)
07:12	9 WALLIN D 2 Pts paint missed (2 Out)			
07:12				12 GHARIBLOO M Defensive Rebound
07:12	9 WALLIN D Personal foul			
07:12				12 GHARIBLOO M Foul On
06:59				10 AHMADI A 2-Pts missed (2 out)
06:56	7 BYQVIST P Defensive Rebound			
06:44	9 WALLIN D 2-Pts paint made (2 In)	20-28	-8	
06:43	10 HAIDARI H Assist			
06:23		20-30	-10	15 TORFI MENESHIDI A 2-Pts paint made (2 In)
06:01	9 WALLIN D Turnover			
06:01	9 WALLIN D Player OUT ---->>			
06:01	5 GUSTAVSSON J Player IN <<----			
06:01	13 LARSSON T Player OUT ---->>			
06:01	4 NYLANDER P Player IN <<----			
05:52		20-32	-12	12 GHARIBLOO M 2-Pts made (2 In)
05:34	11 KOHLSTROM P 2-Pts missed (2 out)			
05:32				12 GHARIBLOO M Defensive Rebound
05:21				12 GHARIBLOO M 2-Pts missed (2 out)
05:13				8 DAGHAGHELEPOUR A Offensive Rebound
05:13				8 DAGHAGHELEPOUR A 2 Pts paint missed (2 Out)
05:13				12 GHARIBLOO M Offensive Rebound
05:13				12 GHARIBLOO M 2 Pts paint missed (2 Out)
05:13				15 TORFI MENESHIDI A Offensive Rebound
05:13		20-34	-14	15 TORFI MENESHIDI A 2-Pts paint made (2 In)
05:13	11 KOHLSTROM P Personal foul			
05:13				15 TORFI MENESHIDI A Foul On
05:13		20-35	-15	15 TORFI MENESHIDI A Free Throw made (1 In)
04:57	10 HAIDARI H 2-Pts made (2 In)	22-35	-13	
04:36				15 TORFI MENESHIDI A 2-Pts missed (2 out)
04:36	10 HAIDARI H Defensive Rebound			
04:24	10 HAIDARI H 2-Pts made (2 In)	24-35	-11	
04:06		24-38	-14	10 AHMADI A 3-Pts made (3 In)
03:45	5 GUSTAVSSON J 2-Pts made (2 In)	26-38	-12	
03:43	10 HAIDARI H Assist			
03:23		26-40	-14	10 AHMADI A 2-Pts paint made (2 In)
03:13				8 DAGHAGHELEPOUR A Personal foul
03:13	10 HAIDARI H Foul On			
03:01	5 GUSTAVSSON J 2-Pts missed (2 out)			
02:59				12 GHARIBLOO M Defensive Rebound



## PLAY BY PLAY

文字比分播报

SWE 66 vs 92 IRI

Attendance: 1376

Game Time	SWE - Sweden	Score	Lead	IRI - Iran
02:47				8 DAGHAGHELEPOUR A 2-Pts missed (2 out)
02:46	5 GUSTAVSSON J Defensive Rebound			
02:46	5 GUSTAVSSON J Turnover			
02:29				15 TORFI MENESHIDI A 2-Pts missed (2 out)
02:22	7 BYQVIST P Defensive Rebound			
02:20	7 BYQVIST P Turnover			
02:20				12 GHARIBLOO M Steal
02:17		26-42	-16	12 GHARIBLOO M 2-Pts paint made (2 In)
02:01	4 NYLANDER P 2-Pts paint made (2 In)	28-42	-14	
01:53				12 GHARIBLOO M 2-Pts missed (2 out)
01:50	5 GUSTAVSSON J Defensive Rebound			
01:50				8 DAGHAGHELEPOUR A Personal foul
01:50	10 HAIDARI H Foul On			
01:50	7 BYQVIST P Player OUT ---->>			
01:50	12 AKERBERG T Player IN <<----			
01:37	5 GUSTAVSSON J 2-Pts made (2 In)	30-42	-12	
01:22				8 DAGHAGHELEPOUR A Player OUT ---->>
01:22				15 TORFI MENESHIDI A Player OUT ---->>
01:22				14 GHOLAM AZAD V Player IN <<----
01:22				4 BOLAGHINALOU S Player IN <<----
01:18				10 AHMADI A 3-Pts missed (3 Out)
01:16	Defensive Rebound			
01:04	5 GUSTAVSSON J Turnover			
01:04				14 GHOLAM AZAD V Steal
00:54				14 GHOLAM AZAD V 2 Pts paint missed (2 Out)
00:50				14 GHOLAM AZAD V Offensive Rebound
00:50				14 GHOLAM AZAD V 2 Pts paint missed (2 Out)
00:50				14 GHOLAM AZAD V Offensive Rebound
00:50	11 KOHLSTROM P Personal foul			
00:50				14 GHOLAM AZAD V Foul On
00:50				14 GHOLAM AZAD V Free Throw missed (1 Out)
00:50		30-43	-13	14 GHOLAM AZAD V Free Throw made (1 In)
00:36	10 HAIDARI H 3-Pts missed (3 Out)			
00:34				12 GHARIBLOO M Defensive Rebound
00:34				10 AHMADI A Fast Break
00:34		30-45	-15	10 AHMADI A 2-Pts made (2 In)
00:34				12 GHARIBLOO M Assist
00:34	Time out			
00:12	4 NYLANDER P 2 Pts paint missed (2 Out)			
00:10				14 GHOLAM AZAD V Defensive Rebound
00:00		30-47	-17	12 GHARIBLOO M 2-Pts made (2 In)
00:00				14 GHOLAM AZAD V Assist



## PLAY BY PLAY

文字比分播报

SWE 66 vs 92 IRI

Attendance: 1376

Game Time	SWE - Sweden	Score	Lead	IRI - Iran
-----------	--------------	-------	------	------------

### THIRD QUARTER

#### Quarter Starters:

**SWE** 4 NYLANDER P      8 ABLORH E      10 HAIDARI H      11 KOHLSTROM P      14 LINDEN J  
**IRI** 8 DAGHAGHELEPOUR A    9 HOSSEIN POUR E    12 GHARIBLOO M    15 TORFI MENESHIDI A    10 AHMADI A

Game Time	SWE - Sweden	Score	Lead	IRI - Iran
10:00				8 DAGHAGHELEPOUR A Player IN <<----
10:00				9 HOSSEIN POUR E Player IN <<----
10:00				12 GHARIBLOO M Player IN <<----
10:00				15 TORFI MENESHIDI A Player IN <<----
10:00				10 AHMADI A Player IN <<----
10:00	4 NYLANDER P Player IN <<----			
10:00	8 ABLORH E Player IN <<----			
10:00	10 HAIDARI H Player IN <<----			
10:00	11 KOHLSTROM P Player IN <<----			
10:00	14 LINDEN J Player IN <<----			
09:57				8 DAGHAGHELEPOUR A Tap off situation, throw-in
09:47		30-50	-20	10 AHMADI A 3-Pts made (3 In)
09:33	10 HAIDARI H 2-Pts made (2 In)	32-50	-18	
09:21				8 DAGHAGHELEPOUR A Fast Break
09:22		32-52	-20	8 DAGHAGHELEPOUR A 2-Pts paint made (2 In)
09:21				10 AHMADI A Assist
09:08	11 KOHLSTROM P 2 Pts paint missed (2 Out)			
09:03	14 LINDEN J Offensive Rebound			
08:49	11 KOHLSTROM P 2 Pts paint missed (2 Out)			
08:47				15 TORFI MENESHIDI A Defensive Rebound
08:38				9 HOSSEIN POUR E 2 Pts paint missed (2 Out)
08:35				8 DAGHAGHELEPOUR A Offensive Rebound
08:22		32-54	-22	15 TORFI MENESHIDI A 2-Pts paint made (2 In)
08:20				10 AHMADI A Assist
08:04	8 ABLORH E 2-Pts missed (2 out)			
08:02				12 GHARIBLOO M Defensive Rebound
08:02	8 ABLORH E Personal foul			
08:02				12 GHARIBLOO M Foul On
08:01	8 ABLORH E Personal foul			
08:01				10 AHMADI A Foul On
07:49	11 KOHLSTROM P Personal foul			
07:49				12 GHARIBLOO M Foul On
07:42				9 HOSSEIN POUR E Turnover
07:28	11 KOHLSTROM P Turnover			
07:28				15 TORFI MENESHIDI A Steal
07:22				15 TORFI MENESHIDI A 2 Pts paint missed (2 Out)



## PLAY BY PLAY

文字比分播报

SWE 66 vs 92 IRI

Attendance: 1376

Game Time	SWE - Sweden	Score	Lead	IRI - Iran
07:21				12 GHARIBLOO M Offensive Rebound
07:21				12 GHARIBLOO M 2 Pts paint missed (2 Out)
07:21				12 GHARIBLOO M Offensive Rebound
07:21	4 NYLANDER P Personal foul			
07:21				12 GHARIBLOO M Foul On
07:21		32-55	-23	12 GHARIBLOO M Free Throw made (1 In)
07:21		32-56	-24	12 GHARIBLOO M Free Throw made (1 In)
07:03	8 ABLORH E 2-Pts made (2 In)	34-56	-22	
07:01	11 KOHLSTROM P Assist			
06:46				9 HOSSEIN POUR E Turnover
06:46	10 HAIDARI H Steal			
06:43				9 HOSSEIN POUR E Personal foul
06:43	11 KOHLSTROM P Foul On			
06:33	8 ABLORH E 2-Pts missed (2 out)			
06:31	4 NYLANDER P Offensive Rebound			
06:24				9 HOSSEIN POUR E Personal foul
06:24	11 KOHLSTROM P Foul On			
06:24	11 KOHLSTROM P Free Throw missed (1 Out)			
06:24	11 KOHLSTROM P Free Throw made (1 In)	35-56	-21	
06:24				9 HOSSEIN POUR E Player OUT ---->>
06:24				4 BOLAGHINALOU S Player IN <<----
06:24	4 NYLANDER P Player OUT ---->>			
06:24	5 GUSTAVSSON J Player IN <<----			
06:24	11 KOHLSTROM P Player OUT ---->>			
06:24	13 LARSSON T Player IN <<----			
06:12				8 DAGHAGHELEPOUR A Turnover
06:12	10 HAIDARI H Steal			
05:52	14 LINDEN J 2-Pts paint made (2 In)	37-56	-19	
05:37				8 DAGHAGHELEPOUR A Turnover
05:37				Time out
05:30				4 BOLAGHINALOU S Personal foul
05:30	10 HAIDARI H Foul On			
05:30	10 HAIDARI H Free Throw missed (1 Out)			
05:30	10 HAIDARI H Free Throw missed (1 Out)			
05:28				12 GHARIBLOO M Defensive Rebound
05:25	13 LARSSON T Personal foul			
05:25				4 BOLAGHINALOU S Foul On
05:25				4 BOLAGHINALOU S Free Throw missed (1 Out)
05:25		37-57	-20	4 BOLAGHINALOU S Free Throw made (1 In)
05:10	5 GUSTAVSSON J 2-Pts paint made (2 In)	39-57	-18	
05:08	10 HAIDARI H Assist			
05:01	8 ABLORH E Steal			



## PLAY BY PLAY

文字比分播报

SWE 66 vs 92 IRI

Attendance: 1376

Game Time	SWE - Sweden	Score	Lead	IRI - Iran
05:01				10 AHMADI A Turnover
05:01				8 DAGHAGHELEPOUR A Personal foul
05:01	8 ABLORH E Foul On			
05:01				8 DAGHAGHELEPOUR A Player OUT ---->>
05:01				9 HOSSEIN POUR E Player IN <<----
05:01	8 ABLORH E Free Throw missed (1 Out)			
05:01	8 ABLORH E Free Throw made (1 In)	40-57	-17	
04:57	14 LINDEN J Personal foul			
04:57				15 TORFI MENESHIDI A Foul On
04:57		40-58	-18	15 TORFI MENESHIDI A Free Throw made (1 In)
04:57				15 TORFI MENESHIDI A Free Throw missed (1 Out)
04:35	8 ABLORH E 2-Pts paint made (2 In)	42-58	-16	
04:33	14 LINDEN J Assist			
04:22				9 HOSSEIN POUR E Turnover
04:06	5 GUSTAVSSON J 2-Pts missed (2 out)			
04:04				12 GHARIBLOO M Defensive Rebound
03:58				4 BOLAGHINALOU S 2 Pts paint missed (2 Out)
03:55	13 LARSSON T Defensive Rebound			
03:40	8 ABLORH E 2-Pts missed (2 out)			
03:38	10 HAIDARI H Offensive Rebound			
03:35	8 ABLORH E 2-Pts made (2 In)	44-58	-14	
03:33	10 HAIDARI H Assist			
03:26				15 TORFI MENESHIDI A Player OUT ---->>
03:26				4 BOLAGHINALOU S Player OUT ---->>
03:26				9 HOSSEIN POUR E Player OUT ---->>
03:26				5 HESAMY ZADEH Z Player IN <<----
03:26				6 MANSOURI H Player IN <<----
03:26				13 SIEFI B Player IN <<----
03:18		44-61	-17	5 HESAMY ZADEH Z 3-Pts made (3 In)
03:07				5 HESAMY ZADEH Z Personal foul
03:07	14 LINDEN J Foul On			
03:07	14 LINDEN J Free Throw missed (1 Out)			
03:07	14 LINDEN J Free Throw made (1 In)	45-61	-16	
02:48		45-63	-18	12 GHARIBLOO M 2-Pts paint made (2 In)
02:44				10 AHMADI A Assist
02:39				6 MANSOURI H Personal foul
02:39	10 HAIDARI H Foul On			
02:39	10 HAIDARI H Free Throw missed (1 Out)			
02:39	10 HAIDARI H Free Throw made (1 In)	46-63	-17	
02:33				10 AHMADI A Turnover
02:23	8 ABLORH E 2-Pts missed (2 out)			
02:21				12 GHARIBLOO M Defensive Rebound



## PLAY BY PLAY

文字比分播报

SWE 66 vs 92 IRI

Attendance: 1376

Game Time	SWE - Sweden	Score	Lead	IRI - Iran
02:07		46-65	-19	12 GHARIBLOO M 2-Pts paint made (2 In)
02:06				10 AHMADI A Assist
01:46	5 GUSTAVSSON J 2-Pts made (2 In)	48-65	-17	
01:26		48-68	-20	5 HESAMY ZADEH Z 3-Pts made (3 In)
01:24				10 AHMADI A Assist
01:14	5 GUSTAVSSON J 2-Pts paint made (2 In)	50-68	-18	
01:11	10 HAIDARI H Assist			
00:50				10 AHMADI A 3-Pts missed (3 Out)
00:48	10 HAIDARI H Defensive Rebound			
00:39	13 LARSSON T Turnover			
00:39				5 HESAMY ZADEH Z Steal
00:34				12 GHARIBLOO M 2 Pts paint missed (2 Out)
00:31	5 GUSTAVSSON J Blocked Shot			
00:30	10 HAIDARI H Defensive Rebound			
00:30				10 AHMADI A Personal foul
00:30	5 GUSTAVSSON J Foul On			
00:30				12 GHARIBLOO M Player OUT ---->>
00:30				15 TORFI MENESHIDI A Player IN <<----
00:30	5 GUSTAVSSON J Free Throw made (1 In)	51-68	-17	
00:30	5 GUSTAVSSON J Free Throw made (1 In)	52-68	-16	
00:22				5 HESAMY ZADEH Z Turnover
00:02	14 LINDEN J 2-Pts missed (2 out)			
00:00				15 TORFI MENESHIDI A Defensive Rebound
00:00				5 HESAMY ZADEH Z 3-Pts missed (3 Out)

## FOURTH QUARTER

### Quarter Starters:

SWE

IRI

Game Time	SWE - Sweden	Score	Lead	IRI - Iran
10:00	5 GUSTAVSSON J Player IN <<----			
10:00	8 ABLORH E Player IN <<----			
10:00	10 HAIDARI H Player IN <<----			
10:00	14 LINDEN J Player IN <<----			
10:00	13 LARSSON T Player IN <<----			
10:00				5 HESAMY ZADEH Z Player IN <<----
10:00				6 MANSOURI H Player IN <<----
10:00				10 AHMADI A Player IN <<----
10:00				13 SIEFI B Player IN <<----
10:00				15 TORFI MENESHIDI A Player IN <<----
00:00	10 HAIDARI H Tap off situation, throw-in			
09:50	5 GUSTAVSSON J 2-Pts made (2 In)	54-68	-14	



## PLAY BY PLAY

文字比分播报

SWE 66 vs 92 IRI

Attendance: 1376

Game Time	SWE - Sweden	Score	Lead	IRI - Iran
09:48	10 HAIDARI H Assist			
09:26				5 HESAMY ZADEH Z 3-Pts missed (3 Out)
09:24	8 ABLORH E Defensive Rebound			
09:11	5 GUSTAVSSON J 2-Pts missed (2 out)			
09:10				13 SIEFI B Defensive Rebound
08:52		54-71	-17	10 AHMADI A 3-Pts made (3 In)
08:37	10 HAIDARI H 3-Pts missed (3 Out)			
08:35				5 HESAMY ZADEH Z Defensive Rebound
08:20		54-74	-20	10 AHMADI A 3-Pts made (3 In)
08:20	Time out			
08:20	13 LARSSON T Player OUT ---->>			
08:20	6 LARSSON N Player IN <<----			
08:04				15 TORFI MENESHIDI A Personal foul
08:04	14 LINDEN J Foul On			
08:04	14 LINDEN J Free Throw made (1 In)	55-74	-19	
08:04	14 LINDEN J Free Throw made (1 In)	56-74	-18	
07:38				15 TORFI MENESHIDI A 2-Pts missed (2 out)
07:38	10 HAIDARI H Defensive Rebound			
07:38				6 MANSOURI H Personal foul
07:38	10 HAIDARI H Foul On			
07:30				10 AHMADI A Personal foul
07:30	14 LINDEN J Foul On			
07:16	6 LARSSON N 2-Pts missed (2 out)			
07:14				15 TORFI MENESHIDI A Defensive Rebound
07:09				10 AHMADI A 2-Pts missed (2 out)
07:06				13 SIEFI B Offensive Rebound
07:06				13 SIEFI B 2 Pts paint missed (2 Out)
07:03	6 LARSSON N Defensive Rebound			
06:57	14 LINDEN J 2-Pts paint made (2 In)	58-74	-16	
06:55	10 HAIDARI H Assist			
06:45				15 TORFI MENESHIDI A 2 Pts paint missed (2 Out)
06:42				15 TORFI MENESHIDI A Offensive Rebound
06:42		58-76	-18	15 TORFI MENESHIDI A 2-Pts paint made (2 In)
06:24	5 GUSTAVSSON J 2-Pts missed (2 out)			
06:22				5 HESAMY ZADEH Z Defensive Rebound
06:07				10 AHMADI A 3-Pts missed (3 Out)
06:05	Defensive Rebound			
06:05	Time out			
06:05	14 LINDEN J Player OUT ---->>			
06:05	9 WALLIN D Player IN <<----			
06:05	8 ABLORH E Player OUT ---->>			
06:05	11 KOHLSTROM P Player IN <<----			



## PLAY BY PLAY

文字比分播报

SWE 66 vs 92 IRI

Attendance: 1376

Game Time	SWE - Sweden	Score	Lead	IRI - Iran
06:05				13 SIEFI B Player OUT ---->>
06:05				Player IN <<----
06:05				4 BOLAGHINALOU S Player IN <<----
06:05				5 HESAMY ZADEH Z Player OUT ---->>
06:05				12 GHARIBLOO M Player IN <<----
05:44	11 KOHLSTROM P 2 Pts paint missed (2 Out)			
05:44				12 GHARIBLOO M Defensive Rebound
05:44	10 HAIDARI H Personal foul			
05:44				10 AHMADI A Foul On
05:32		58-78	-20	15 TORFI MENESHIDI A 2-Pts paint made (2 In)
05:21				4 BOLAGHINALOU S Personal foul
05:21	11 KOHLSTROM P Foul On			
05:08	5 GUSTAVSSON J 2-Pts made (2 In)	60-78	-18	
04:45				15 TORFI MENESHIDI A 2-Pts missed (2 out)
04:42	10 HAIDARI H Defensive Rebound			
04:28	5 GUSTAVSSON J 2 Pts paint missed (2 Out)			
04:25				12 GHARIBLOO M Defensive Rebound
04:18		60-80	-20	15 TORFI MENESHIDI A 2-Pts paint made (2 In)
04:16				10 AHMADI A Assist
03:57				12 GHARIBLOO M Personal foul
03:57	10 HAIDARI H Foul On			
03:57	5 GUSTAVSSON J Player OUT ---->>			
03:57	12 AKERBERG T Player IN <<----			
03:57	10 HAIDARI H Free Throw made (1 In)	61-80	-19	
03:57	10 HAIDARI H Free Throw made (1 In)	62-80	-18	
03:44				15 TORFI MENESHIDI A 2 Pts paint missed (2 Out)
03:42	10 HAIDARI H Defensive Rebound			
03:25	11 KOHLSTROM P 2 Pts paint missed (2 Out)			
03:23				15 TORFI MENESHIDI A Defensive Rebound
03:21	12 AKERBERG T Personal foul			
03:21				12 GHARIBLOO M Foul On
03:14	12 AKERBERG T Personal foul			
03:14				10 AHMADI A Foul On
03:12	10 HAIDARI H Personal foul			
03:12				10 AHMADI A Foul On
03:12				Time out
03:12	11 KOHLSTROM P Player OUT ---->>			
03:12	14 LINDEN J Player IN <<----			
02:57		62-82	-20	12 GHARIBLOO M 2-Pts paint made (2 In)
02:55				10 AHMADI A Assist
02:49				15 TORFI MENESHIDI A Personal foul
02:49	9 WALLIN D Foul On			





## PLAY BY PLAY

文字比分播报

SWE 66 vs 92 IRI

Attendance: 1376

Game Time	SWE - Sweden	Score	Lead	IRI - Iran
02:49	9 WALLIN D Free Throw made (1 In)	63-82	-19	
02:49	9 WALLIN D Free Throw made (1 In)	64-82	-18	
02:33		64-84	-20	15 TORFI MENESHIDI A 2-Pts paint made (2 In)
02:21	12 AKERBERG T 3-Pts missed (3 Out)			
02:17				6 MANSOURI H Defensive Rebound
02:17				12 GHARIBLOO M Fast Break
02:17		64-86	-22	12 GHARIBLOO M 2-Pts paint made (2 In)
02:17				6 MANSOURI H Assist
02:17	10 HAIDARI H Personal foul			
02:17				10 AHMADI A Foul On
02:17	Time out			
02:17		64-87	-23	10 AHMADI A Free Throw made (1 In)
02:03	9 WALLIN D Offensive foul			
02:03	9 WALLIN D Turnover			
02:03				12 GHARIBLOO M Foul On
02:03	10 HAIDARI H Player OUT ---->>			
02:03	7 BYQVIST P Player IN <<----			
02:03				12 GHARIBLOO M Steal
01:41				10 AHMADI A 3-Pts missed (3 Out)
01:36	14 LINDEN J Defensive Rebound			
01:24	14 LINDEN J Turnover			
01:24				6 MANSOURI H Steal
01:17	14 LINDEN J Personal foul			
01:17				10 AHMADI A Foul On
01:17		64-88	-24	10 AHMADI A Free Throw made (1 In)
01:17		64-89	-25	10 AHMADI A Free Throw made (1 In)
01:17				Time out
01:09				4 BOLAGHINALOU S Personal foul
01:09	7 BYQVIST P Foul On			
01:09	7 BYQVIST P Free Throw missed (1 Out)			
01:08	7 BYQVIST P Turnover			
00:42				4 BOLAGHINALOU S 2 Pts paint missed (2 Out)
00:38	7 BYQVIST P Defensive Rebound			
00:32	9 WALLIN D 3-Pts missed (3 Out)			
00:32	14 LINDEN J Offensive Rebound			
00:32	14 LINDEN J 2-Pts paint made (2 In)	66-89	-23	
00:12		66-92	-26	10 AHMADI A 3-Pts made (3 In)
00:00	6 LARSSON N 2-Pts missed (2 out)			
00:00				12 GHARIBLOO M Defensive Rebound



## RESULTS

比赛成绩

### SWE 30 vs 47 IRI

Attendance: 1376

Referee: KUERZI Bill (USA)

Commissioner: REHLING Detlef Klaus (GER)

Umpires: KANNO Eisuke (JPN); ROJA Cristian (ITA)

Classifier: MACKAY Kenneth (GBR)

		Q1		Q2	
Scoring by 5 min intervals:	SWE	6	12	20	30
	IRI	14	24	35	47

#### SWE - SWEDEN

No.	Name	Sport Class	MIN	Field Goals		2 Points		3 Points		Free Throws		Rebounds			AS	TO	ST	BS	PF	FO	PTS
				M/A	%	M/A	%	M/A	%	M/A	%	OR	DR	TOT							
*5	GUSTAVSSON Joachim	3.5	14:54	4/7	57	4/7	57					3	3		3					1	8
*9	WALLIN Dan	4.0	13:59	4/7	57	4/7	57			0/1	0	2	5	7		1	1		3	2	8
*10	HAIDARI Hussein	3.0	20:00	2/6	33	2/5	40	0/1	0				2	2	3	3				4	4
*11	KOHLSTROM Peter	2.5	18:33	1/7	14	1/7	14			2/2	100	2	1	3	3	1			3	1	4
*13	LARSSON Thomas	1.0	13:59	1/1	100	1/1	100												1		2
4	NYLANDER Patrik	2.0	06:01	1/2	50	1/2	50														2
6	LARSSON Niclas	1.0	00:00																		0
7	BYQVIST Per	3.0	09:17	1/2	50	1/2	50			0/1	0		3	3		1		1	1	1	2
8	ABLORH Enoch (C)	4.0	00:00																		0
12	AKERBERG Thomas	3.0	01:50																		0
14	LINDEN Joakim	2.5	01:27	0/2	0	0/2	0														0
15	MENG Robin	3.0	00:00																		0
Team/Coach																					
<b>Totals</b>				14/34	41	14/33	42	0/1	0	2/4	50	4	16	20	6	9	1	1	8	9	30
<b>Coach</b>		LOPES Ines																			
<b>Assistant Coach</b>		ANDER Nils ANDERSSON Lars Gunnar																			

#### IRI - ISLAMIC REPUBLIC of IRAN

No.	Name	Sport Class	MIN	Field Goals		2 Points		3 Points		Free Throws		Rebounds			AS	TO	ST	BS	PF	FO	PTS
				M/A	%	M/A	%	M/A	%	M/A	%	OR	DR	TOT							
*8	DAGHAGHELEPOUR Ahmad	1.5	18:38	1/4	25	1/3	33	0/1	0			1		1		2			4		2
*9	HOSSEIN POUR Esmaeel	1.5	20:00	0/2	0	0/2	0						3	3					2		0
*10	AHMADI Alireza	3.0	20:00	5/12	42	2/3	67	3/9	33				1	1	1				2		13
*12	GHARIBLOO Morteza	4.0	20:00	9/13	69	9/13	69			1/2	50	2	7	9	1		4			4	19
*15	TORFI MENESHIDI Adel	4.0	18:38	5/9	56	5/9	56			2/3	67	2	5	7	1	1	1	1	1	3	12
4	BOLAGHINALOU Saman	1.0	01:22																		0
5	HESAMY ZADEH Zakaria	2.5	00:00																		0
6	MANSOURI Hakim	2.0	00:00																		0
7	AHMADI Ebrahim	4.0	00:00																		0
11	NAMI Gholamreza (C)	1.0	00:00																		0
13	SIEFI Bahman	2.0	00:00																		0
14	GHOLAM AZAD Vahid	4.5	01:22	0/2	0	0/2	0			1/2	50	2	1	3	1		1			1	1
Team/Coach																					
<b>Totals</b>				20/42	48	17/32	53	3/10	30	4/7	57	7	18	25	4	3	5	1	9	8	47
<b>Coach</b>		KAMRAVA Abdolghafour																			
<b>Assistant Coach</b>		ESHGH Kamal																			

	SWE	IRI
Points from Turnovers	2	8
Points in the Paint	18	24
Second Chance Points	6	12
Fast Break Points	0	2

	SWE	IRI
Biggest Lead	0	17
Biggest Scoring Run	6-0(18-26)	10-0(10-24)
Lead Changes	0	
Times Tied	0	

#### Legend:

%	Shooting Percentage	(C)	Captain	*	Starters	AS	Assists
BS	Blocked Shots	DR	Defensive Rebounds	FO	Fouls On	M/A	Made/Attempts
MIN	Minutes Played	OR	Offensive Rebounds	PF	Fouls	PTS	Points
Qx	Quarter Time	ST	Steals	TO	Turnovers	TOT	Total Rebounds



## RESULTS

比赛成绩

### SWE 66 vs 92 IRI

Attendance: 1376

Referee: KUERZI Bill (USA)

Commissioner: REHLING Detlef Klaus (GER)

Umpires: KANNO Eisuke (JPN); ROJA Cristian (ITA)

Classifier: MACKAY Kenneth (GBR)

		Q1		Q2		Q3		Q4	
Scoring by 5 min intervals:	SWE	6	12	20	30	40	52	60	66
	IRI	14	24	35	47	57	68	78	92

#### SWE - SWEDEN

No.	Name	Sport Class	MIN	Field Goals		2 Points		3 Points		Free Throws		Rebounds			AS	TO	ST	BS	PF	FO	PTS
				M/A	%	M/A	%	M/A	%	M/A	%	OR	DR	TOT							
*5	GUSTAVSSON Joachim	3.5	27:21	9/16	56	9/16	56			2/2	100	3	3		3			1		2	20
*9	WALLIN Dan	4.0	20:04	4/8	50	4/7	57	0/1	0	2/3	67	2	5	7		2	1		4	3	10
*10	HAIDARI Hussein	3.0	37:57	3/8	38	3/6	50	0/2	0	3/6	50	1	7	8	8	3	2		3	8	9
*11	KOHLSTROM Peter	2.5	25:02	1/11	9	1/11	9			3/4	75	2	1	3	4	2			4	4	5
*13	LARSSON Thomas	1.0	22:03	1/1	100	1/1	100					1	1	1		1			2		2
4	NYLANDER Patrik	2.0	09:37	1/2	50	1/2	50					1	1	1					1		2
6	LARSSON Niclas	1.0	08:20	0/2	0	0/2	0					1	1	1							0
7	BYQVIST Per	3.0	11:20	1/2	50	1/2	50			0/2	0	4	4	4	2			1	1	2	2
8	ABLORH Enoch (C)	4.0	13:55	3/7	43	3/7	43			1/2	50	1	1	1		1			2	1	7
12	AKERBERG Thomas	3.0	05:47	0/1	0			0/1	0										2		0
14	LINDEN Joakim	2.5	18:34	3/6	50	3/6	50			3/4	75	2	1	3	1	1			2	3	9
15	MENG Robin	3.0	00:00																		0
Team/Coach																					
<b>Totals</b>				26/64	41	26/60	43	0/4	0	14/23	61	8	27	35	13	14	4	2	21	23	66
<b>Coach</b>		LOPES Ines																			
<b>Assistant Coach</b>		ANDER Nils ANDERSSON Lars Gunnar																			

#### IRI - ISLAMIC REPUBLIC of IRAN

No.	Name	Sport Class	MIN	Field Goals		2 Points		3 Points		Free Throws		Rebounds			AS	TO	ST	BS	PF	FO	PTS
				M/A	%	M/A	%	M/A	%	M/A	%	OR	DR	TOT							
*8	DAGHAGHELEPOUR Ahmad	1.5	23:37	2/5	40	2/4	50	0/1	0			2	2		4				5		4
*9	HOSSEIN POUR Esmaeel	1.5	25:11	0/3	0	0/3	0					3	3		3				4		0
*10	AHMADI Alireza	3.0	40:00	9/20	45	2/4	50	7/16	44	3/3	100	1	1	8	2				4	6	28
*12	GHARIBLOO Morteza	4.0	35:35	13/19	68	13/19	68			3/4	75	4	14	18	1	5			1	9	29
*15	TORFI MENESHIDI Adel	4.0	35:42	10/19	53	10/19	53			3/5	60	3	9	12	1	1	1	1	3	4	23
4	BOLAGHINALOU Saman	1.0	10:25	0/2	0	0/2	0			1/2	50								3	1	1
5	HESAMY ZADEH Zakaria	2.5	07:21	2/4	50			2/4	50			2	2		1	1			1		6
6	MANSOURI Hakim	2.0	13:26									1	1	1		1			2		0
7	AHMADI Ebrahim	4.0	00:00																		0
11	NAMI Gholamreza (C)	1.0	00:00																		0
13	SIEFI Bahman	2.0	07:21	0/1	0	0/1	0					1	1	2							0
14	GHOLAM AZAD Vahid	4.5	01:22	0/2	0	0/2	0			1/2	50	2	1	3	1		1			1	1
Team/Coach																					
<b>Totals</b>				36/75	48	27/54	50	9/21	43	11/16	69	12	33	45	12	11	9	1	23	21	92
<b>Coach</b>		KAMRAVA Abdolghafour																			
<b>Assistant Coach</b>		ESHGH Kamal																			

	SWE	IRI
Points from Turnovers	5	12
Points in the Paint	30	44
Second Chance Points	11	20
Fast Break Points	0	6

	SWE	IRI
Biggest Lead	0	26
Biggest Scoring Run	6-0(18-26)	10-0(10-24)
Lead Changes	0	
Times Tied	0	

#### Legend:

%	Shooting Percentage	(C)	Captain	*	Starters	AS	Assists
BS	Blocked Shots	DR	Defensive Rebounds	FO	Fouls On	M/A	Made/Attempts
MIN	Minutes Played	OR	Offensive Rebounds	OTx	Overtime	PF	Fouls
PTS	Points	Qx	Quarter Time	ST	Steals	TO	Turnovers
TOT	Total Rebounds						



## START LIST

首发名单

### RSA - CAN

**Referee:** QUINTANA Matias (ARG)  
**Umpires:** WELLS Matthew Brian (AUS); JIN Zhuo (CHN)

**Commissioner:** de KNOCK Luc D H M (BEL)  
**Classifier:** TSUNEMI Hiroshi (JPN)

#### RSA - South Africa

No.	Name	Pos	Age	Sport Class	Current Games Statistics						
					PPG	FG%	3FG%	FT%	RPG	APG	MPG (GP)
4	RETIEF Marcus	F	32	1.0	0.0				2.0		10:00 (1)
5	HARTNICK Shaun	F	34	1.0	0.0						00:00 (0)
6	WILLIAMS Ralph	G	38	2.0	0.0						00:00 (0)
7	TAYLOR Nicholas	G	28	2.0	24.0	53	36		5.0	4.0	40:00 (1)
8	GOVENDER Justin	F	30	1.0	0.0	0			2.0		30:00 (1)
9	GUMBI Siphamandla	G	33	3.0	0.0						00:00 (0)
10	PAPENFUS Marius (C)	G	30	2.5	4.0	29			4.0	1.0	34:20 (1)
11	ZONKE Thandile	G	26	3.5	2.0	50					05:40 (1)
12	CURLE David Nathaniel	F	26	3.5	2.0	0		33	8.0	3.0	30:44 (1)
13	WAITES Grant	F	35	4.0	5.0	50		50	3.0		11:04 (1)
14	NEL Jeremy	F	35	4.0	0.0				2.0		03:52 (1)
15	NORTJE Richard	F	27	4.5	25.0	47	0	64	10.0	1.0	34:20 (1)
Team			31.2		62.0	41	33	53	36.0	9.0	
<b>Coach</b>		SIERRA Vivian									
<b>Assistant Coach</b>		MOSUOE Kelebone									

RSA Played		
PR	IRI	62-73
PR	GER	09 SEP
PR	SWE	10 SEP
PR	JPN	11 SEP

#### CAN - Canada

No.	Name	Pos	Age	Sport Class	Current Games Statistics						
					PPG	FG%	3FG%	FT%	RPG	APG	MPG (GP)
4	DUREPOS David	F/G	40	3.5	4.0	33	0		1.0	10:00 (1)	
5	ROUILLARD Yvon	F	36	3.0	0.0	0			1.0	07:50 (1)	
6	HEDGES Robert	F/G	28	2.5	0.0						00:00 (0)
7	PETER Richard	F/G	35	2.5	0.0	0		3.0			12:10 (1)
8	JOHNSON Joey	C	33	4.5	2.0	33		0	2.0	2.0	10:00 (1)
9	NORTON Ross	F	35	2.0	2.0	50			2.0		10:00 (1)
10	LANCIA Adam	F	28	4.5	0.0	0	0		4.0	1.0	10:00 (1)
11	BORISOFF Jaimie (C)	G	38	1.0	4.0	50		0	1.0		20:00 (1)
12	ANDERSON Patrick	F	29	4.5	9.0	50	0	60	6.0	1.0	10:00 (1)
13	STOUTENBERG Chris	G	30	1.0	2.0	25			2.0		10:00 (1)
14	DINI Abditatch	G	27	1.0	0.0						00:00 (0)
15	ENG David	F	31	4.5	0.0						00:00 (0)
Team			32.5		23.0	29	0	43	19.0	7.0	
<b>Coach</b>		FROGLEY Mile									
<b>Assistant Coach</b>		TONELLO Jerry					BOWES Paul				

CAN Played		
PR	GER	23-26
PR	SWE	09 SEP
PR	JPN	10 SEP
PR	IRI	11 SEP

**Legend:**

3FG%	3 Field Goals %	APG	Assists per Game	C	Centre	F	Forward
FG%	Field Goals %	FT%	Free Throws %	G	Guard	GP	Games Played
MPG	Minutes Played per Game	Pos	Playing Position	PPG	Points per Game	PR	Preliminary Round
RPG	Rebounds per Game						



## PLAY BY PLAY

文字比分播报

RSA 24 vs 46 CAN

Attendance: 1376

Scoring by 5 min intervals:

	Q1		Q2	
RSA	7	12	19	24
CAN	14	25	36	46

### FIRST QUARTER

#### Quarter Starters:

**RSA** 5 HARTNICK S      7 TAYLOR N      10 PAPENFUS M      12 CURLE DN      15 NORTJE R  
**CAN** 7 PETER R      8 JOHNSON J      11 BORISOFF J      12 ANDERSON P      13 STOUTENBERG C

Game Time	RSA - South Africa	Score	Lead	CAN - Canada
10:00	5 HARTNICK S Player IN <<----			
10:00	7 TAYLOR N Player IN <<----			
10:00	10 PAPENFUS M Player IN <<----			
10:00	12 CURLE DN Player IN <<----			
10:00	15 NORTJE R Player IN <<----			
10:00				7 PETER R Player IN <<----
10:00				8 JOHNSON J Player IN <<----
10:00				11 BORISOFF J Player IN <<----
10:00				12 ANDERSON P Player IN <<----
10:00				13 STOUTENBERG C Player IN <<----
10:00	15 NORTJE R Tap off lost			8 JOHNSON J Tap off won
09:49		0-2	-2	7 PETER R 2-Pts paint made (2 In)
09:46				12 ANDERSON P Assist
09:41	15 NORTJE R Turnover			
09:27				13 STOUTENBERG C 2 Pts paint missed (2 Out)
09:24	7 TAYLOR N Defensive Rebound			
09:05	15 NORTJE R 2-Pts missed (2 out)			
09:04				12 ANDERSON P Defensive Rebound
08:49		0-4	-4	8 JOHNSON J 2-Pts paint made (2 In)
08:46				12 ANDERSON P Assist
08:22	12 CURLE DN 2-Pts missed (2 out)			
08:22				12 ANDERSON P Blocked Shot
08:22				Defensive Rebound
08:22	Time out			
08:08				7 PETER R 2 Pts paint missed (2 Out)
08:05	Defensive Rebound			
07:58				11 BORISOFF J Personal foul
07:58	15 NORTJE R Foul On			
07:39	7 TAYLOR N Turnover			
07:39				8 JOHNSON J Steal
07:37	5 HARTNICK S Personal foul			
07:37				12 ANDERSON P Foul On
07:37	5 HARTNICK S Player OUT ---->>			
07:37	8 GOVENDER J Player IN <<----			



## PLAY BY PLAY

文字比分播报

RSA 24 vs 46 CAN

Attendance: 1376

Game Time	RSA - South Africa	Score	Lead	CAN - Canada
07:37				12 ANDERSON P Free Throw missed (1 Out)
07:37		0-5	-5	12 ANDERSON P Free Throw made (1 In)
07:24	12 CURLE DN 2-Pts paint made (2 In)	2-5	-3	
07:13	7 TAYLOR N Personal foul			
07:13				8 JOHNSON J Foul On
07:13		2-6	-4	8 JOHNSON J Free Throw made (1 In)
07:13		2-7	-5	8 JOHNSON J Free Throw made (1 In)
06:54	7 TAYLOR N 3-Pts made (3 In)	5-7	-2	
06:34				7 PETER R 2 Pts paint missed (2 Out)
06:31				12 ANDERSON P Offensive Rebound
06:31		5-9	-4	12 ANDERSON P 2-Pts paint made (2 In)
06:13	10 PAPENFUS M Offensive foul			
06:13	10 PAPENFUS M Turnover			
06:13				8 JOHNSON J Foul On
06:13				8 JOHNSON J Steal
06:01				8 JOHNSON J 2 Pts paint missed (2 Out)
05:59				12 ANDERSON P Offensive Rebound
05:59	7 TAYLOR N Personal foul			
05:59				8 JOHNSON J Foul On
05:59		5-10	-5	8 JOHNSON J Free Throw made (1 In)
05:59				8 JOHNSON J Free Throw missed (1 Out)
05:55	15 NORTJE R Defensive Rebound			
05:39	15 NORTJE R 2-Pts paint made (2 In)	7-10	-3	
05:38	10 PAPENFUS M Assist			
05:22		7-12	-5	12 ANDERSON P 2-Pts made (2 In)
05:16	15 NORTJE R Turnover			
05:03		7-14	-7	12 ANDERSON P 2-Pts paint made (2 In)
05:01				11 BORISOFF J Assist
04:32	10 PAPENFUS M 2-Pts paint made (2 In)	9-14	-5	
04:16				11 BORISOFF J 2 Pts paint missed (2 Out)
04:10				7 PETER R Offensive Rebound
03:58				7 PETER R 2 Pts paint missed (2 Out)
03:56	12 CURLE DN Blocked Shot			
03:54	15 NORTJE R Defensive Rebound			
03:33	12 CURLE DN 2-Pts missed (2 out)			
03:31				13 STOUTENBERG C Defensive Rebound
03:17				12 ANDERSON P 2 Pts paint missed (2 Out)
03:16				12 ANDERSON P Offensive Rebound
03:16				12 ANDERSON P 2 Pts paint missed (2 Out)
03:14	Defensive Rebound			
03:14				7 PETER R Player OUT ---->>
03:14				13 STOUTENBERG C Player OUT ---->>



## PLAY BY PLAY

文字比分播报

RSA 24 vs 46 CAN

Attendance: 1376

Game Time	RSA - South Africa	Score	Lead	CAN - Canada
03:14				8 JOHNSON J Player OUT ---->>
03:14				5 ROUILLARD Y Player IN <<----
03:14				13 STOUTENBERG C Player IN <<----
03:14				13 STOUTENBERG C Player OUT ---->>
03:14				14 DINI A Player IN <<----
03:14				15 ENG D Player IN <<----
02:56	10 PAPENFUS M 2 Pts paint missed (2 Out)			
02:54				12 ANDERSON P Defensive Rebound
02:40				15 ENG D 2 Pts paint missed (2 Out)
02:39				Offensive Rebound
02:33		9-16	-7	5 ROUILLARD Y 2-Pts paint made (2 In)
02:29				12 ANDERSON P Assist
02:07	12 CURLE DN 2 Pts paint missed (2 Out)			
02:07				Defensive Rebound
01:59	15 NORTJE R Personal foul			
01:59				12 ANDERSON P Foul On
01:59		9-17	-8	12 ANDERSON P Free Throw made (1 In)
01:59				12 ANDERSON P Free Throw missed (1 Out)
01:58				Offensive Rebound
01:58	12 CURLE DN Player OUT ---->>			
01:58	13 WAITES G Player IN <<----			
01:54		9-19	-10	15 ENG D 2-Pts paint made (2 In)
01:52				11 BORISOFF J Assist
01:35	7 TAYLOR N 3-Pts made (3 In)	12-19	-7	
01:28	8 GOVENDER J Assist			
01:13		12-21	-9	5 ROUILLARD Y 2-Pts paint made (2 In)
01:11				12 ANDERSON P Assist
00:48	10 PAPENFUS M 2 Pts paint missed (2 Out)			
00:46				12 ANDERSON P Defensive Rebound
00:37		12-23	-11	12 ANDERSON P 2-Pts made (2 In)
00:23	13 WAITES G Player OUT ---->>			
00:23	12 CURLE DN Player IN <<----			
00:13	7 TAYLOR N Turnover			
00:13				12 ANDERSON P Steal
00:02		12-25	-13	15 ENG D 2-Pts paint made (2 In)
00:00				12 ANDERSON P Assist

## SECOND QUARTER

### Quarter Starters:

**RSA** 7 TAYLOR N      8 GOVENDER J      10 PAPENFUS M      12 CURLE DN      14 NEL J  
**CAN** 4 DUREPOS D      7 PETER R      8 JOHNSON J      9 NORTON R      13 STOUTENBERG C

Game Time	RSA - South Africa	Score	Lead	CAN - Canada
10:00				4 DUREPOS D Player IN <<----



## PLAY BY PLAY

文字比分播报

RSA 24 vs 46 CAN

Attendance: 1376

Game Time	RSA - South Africa	Score	Lead	CAN - Canada
10:00				7 PETER R Player IN <<----
10:00				8 JOHNSON J Player IN <<----
10:00				9 NORTON R Player IN <<----
10:00				10 LANCIA A Player IN <<----
10:00				10 LANCIA A Player OUT ---->>
10:00				13 STOUTENBERG C Player IN <<----
10:00	7 TAYLOR N Player IN <<----			
10:00	8 GOVENDER J Player IN <<----			
10:00	10 PAPENFUS M Player IN <<----			
10:00	12 CURLE DN Player IN <<----			
10:00	14 NEL J Player IN <<----			
09:54	8 GOVENDER J Tap off situation, throw-in			
09:34	12 CURLE DN 3-Pts made (3 In)	15-25	-10	
09:16		15-27	-12	7 PETER R 2-Pts paint made (2 In)
09:14				9 NORTON R Assist
08:57	12 CURLE DN 2-Pts made (2 In)	17-27	-10	
08:34		17-29	-12	9 NORTON R 2-Pts paint made (2 In)
08:32				4 DUREPOS D Assist
08:22	12 CURLE DN 2 Pts paint missed (2 Out)			
08:18				8 JOHNSON J Defensive Rebound
08:14	8 GOVENDER J Personal foul			
08:14				8 JOHNSON J Foul On
08:14		17-30	-13	8 JOHNSON J Free Throw made (1 In)
08:14				8 JOHNSON J Free Throw missed (1 Out)
08:03	7 TAYLOR N Defensive Rebound			
08:02				4 DUREPOS D Personal foul
08:02	7 TAYLOR N Foul On			
07:44	12 CURLE DN 2-Pts made (2 In)	19-30	-11	
07:23				4 DUREPOS D 2-Pts missed (2 out)
07:21	7 TAYLOR N Defensive Rebound			
07:11	12 CURLE DN Turnover			
07:01				4 DUREPOS D Turnover
07:01	8 GOVENDER J Player OUT ---->>			
07:01	6 WILLIAMS R Player IN <<----			
06:40	14 NEL J 2-Pts missed (2 out)			
06:38				7 PETER R Defensive Rebound
06:26				13 STOUTENBERG C 2 Pts paint missed (2 Out)
06:21				8 JOHNSON J Offensive Rebound
06:18		19-32	-13	8 JOHNSON J 2-Pts paint made (2 In)
06:16				9 NORTON R Assist
05:57	12 CURLE DN 2-Pts missed (2 out)			
05:57				Defensive Rebound





## PLAY BY PLAY

文字比分播报

RSA 24 vs 46 CAN

Attendance: 1376

Game Time	RSA - South Africa	Score	Lead	CAN - Canada
05:44		19-34	-15	7 PETER R 2-Pts paint made (2 In)
05:42				4 DUREPOS D Assist
05:25	12 CURLE DN 2 Pts paint missed (2 Out)			
05:23				7 PETER R Defensive Rebound
05:19	10 PAPENFUS M Personal foul			
05:19				8 JOHNSON J Foul On
05:19	Time out			
05:06		19-36	-17	9 NORTON R 2-Pts paint made (2 In)
05:03				4 DUREPOS D Assist
04:43	12 CURLE DN 2-Pts paint made (2 In)	21-36	-15	
04:38	10 PAPENFUS M Assist			
04:19				7 PETER R Turnover
04:19	14 NEL J Steal			
04:03	10 PAPENFUS M 2-Pts missed (2 out)			
04:01				13 STOUTENBERG C Defensive Rebound
03:50				7 PETER R 2 Pts paint missed (2 Out)
03:47	10 PAPENFUS M Defensive Rebound			
03:40	12 CURLE DN Offensive foul			
03:40	12 CURLE DN Turnover			
03:40				9 NORTON R Foul On
03:40				9 NORTON R Steal
03:37				8 JOHNSON J Player OUT ---->>
03:37				9 NORTON R Player OUT ---->>
03:37				6 HEDGES R Player IN <<----
03:37				11 BORISOFF J Player IN <<----
03:37				13 STOUTENBERG C Player OUT ---->>
03:37				12 ANDERSON P Player IN <<----
03:25				4 DUREPOS D 2-Pts missed (2 out)
03:21	10 PAPENFUS M Defensive Rebound			
03:01	12 CURLE DN 3-Pts made (3 In)	24-36	-12	
02:43				4 DUREPOS D 3-Pts missed (3 Out)
02:39				6 HEDGES R Offensive Rebound
02:35		24-38	-14	12 ANDERSON P 2-Pts paint made (2 In)
02:35				4 DUREPOS D Assist
02:35	12 CURLE DN Personal foul			
02:35				12 ANDERSON P Foul On
02:35		24-39	-15	12 ANDERSON P Free Throw made (1 In)
02:10	7 TAYLOR N Turnover			
01:52		24-41	-17	7 PETER R 2-Pts paint made (2 In)
01:49				4 DUREPOS D Assist
01:21	12 CURLE DN 2-Pts missed (2 out)			
01:19				4 DUREPOS D Defensive Rebound



## PLAY BY PLAY

文字比分播报

RSA 24 vs 46 CAN

Attendance: 1376

Game Time	RSA - South Africa	Score	Lead	CAN - Canada
01:12		24-43	-19	4 DUREPOS D 2-Pts paint made (2 In)
00:43	7 TAYLOR N 2 Pts paint missed (2 Out)			
00:40				12 ANDERSON P Defensive Rebound
00:34				12 ANDERSON P Turnover
00:34	10 PAPENFUS M Steal			
00:34	12 CURLE DN Turnover			
00:34				12 ANDERSON P Steal
00:20	6 WILLIAMS R Personal foul			
00:20				12 ANDERSON P Foul On
00:20		24-44	-20	12 ANDERSON P Free Throw made (1 In)
00:20		24-45	-21	12 ANDERSON P Free Throw made (1 In)
00:14	14 NEL J Turnover			
00:05				11 BORISOFF J 2-Pts missed (2 out)
00:03				7 PETER R Offensive Rebound
00:00				12 ANDERSON P 2 Pts paint missed (2 Out)
00:00				12 ANDERSON P Offensive Rebound
00:00				12 ANDERSON P 2 Pts paint missed (2 Out)
00:00	14 NEL J Personal foul			
00:00				12 ANDERSON P Foul On
00:00				12 ANDERSON P Free Throw missed (1 Out)
00:00		24-46	-22	12 ANDERSON P Free Throw made (1 In)



## PLAY BY PLAY

文字比分播报

RSA 55 vs 80 CAN

Attendance: 1376

Scoring by 5 min intervals:		Q1		Q2		Q3		Q4	
RSA		7	12	19	24	30	48	55	55
CAN		14	25	36	46	56	62	72	80

### FIRST QUARTER

#### Quarter Starters:

<b>RSA</b> 5 HARTNICK S	7 TAYLOR N	10 PAPENFUS M	12 CURLE DN	15 NORTJE R
<b>CAN</b> 7 PETER R	8 JOHNSON J	11 BORISOFF J	12 ANDERSON P	13 STOUTENBERG C

Game Time	RSA - South Africa	Score	Lead	CAN - Canada
10:00	5 HARTNICK S Player IN <<----			
10:00	7 TAYLOR N Player IN <<----			
10:00	10 PAPENFUS M Player IN <<----			
10:00	12 CURLE DN Player IN <<----			
10:00	15 NORTJE R Player IN <<----			
10:00				7 PETER R Player IN <<----
10:00				8 JOHNSON J Player IN <<----
10:00				11 BORISOFF J Player IN <<----
10:00				12 ANDERSON P Player IN <<----
10:00				13 STOUTENBERG C Player IN <<----
10:00	15 NORTJE R Tap off lost			8 JOHNSON J Tap off won
09:49		0-2	-2	7 PETER R 2-Pts paint made (2 In)
09:46				12 ANDERSON P Assist
09:41	15 NORTJE R Turnover			
09:27				13 STOUTENBERG C 2 Pts paint missed (2 Out)
09:24	7 TAYLOR N Defensive Rebound			
09:05	15 NORTJE R 2-Pts missed (2 out)			
09:04				12 ANDERSON P Defensive Rebound
08:49		0-4	-4	8 JOHNSON J 2-Pts paint made (2 In)
08:46				12 ANDERSON P Assist
08:22	12 CURLE DN 2-Pts missed (2 out)			
08:22				12 ANDERSON P Blocked Shot
08:22				Defensive Rebound
08:22	Time out			
08:08				7 PETER R 2 Pts paint missed (2 Out)
08:05	Defensive Rebound			
07:58				11 BORISOFF J Personal foul
07:58	15 NORTJE R Foul On			
07:39	7 TAYLOR N Turnover			
07:39				8 JOHNSON J Steal
07:37	5 HARTNICK S Personal foul			
07:37				12 ANDERSON P Foul On
07:37	5 HARTNICK S Player OUT ---->>			
07:37	8 GOVENDER J Player IN <<----			



## PLAY BY PLAY

文字比分播报

RSA 55 vs 80 CAN

Attendance: 1376

Game Time	RSA - South Africa	Score	Lead	CAN - Canada
07:37				12 ANDERSON P Free Throw missed (1 Out)
07:37		0-5	-5	12 ANDERSON P Free Throw made (1 In)
07:24	12 CURLE DN 2-Pts paint made (2 In)	2-5	-3	
07:13	7 TAYLOR N Personal foul			
07:13				8 JOHNSON J Foul On
07:13		2-6	-4	8 JOHNSON J Free Throw made (1 In)
07:13		2-7	-5	8 JOHNSON J Free Throw made (1 In)
06:54	7 TAYLOR N 3-Pts made (3 In)	5-7	-2	
06:34				7 PETER R 2 Pts paint missed (2 Out)
06:31				12 ANDERSON P Offensive Rebound
06:31		5-9	-4	12 ANDERSON P 2-Pts paint made (2 In)
06:13	10 PAPENFUS M Offensive foul			
06:13	10 PAPENFUS M Turnover			
06:13				8 JOHNSON J Foul On
06:13				8 JOHNSON J Steal
06:01				8 JOHNSON J 2 Pts paint missed (2 Out)
05:59				12 ANDERSON P Offensive Rebound
05:59	7 TAYLOR N Personal foul			
05:59				8 JOHNSON J Foul On
05:59		5-10	-5	8 JOHNSON J Free Throw made (1 In)
05:59				8 JOHNSON J Free Throw missed (1 Out)
05:55	15 NORTJE R Defensive Rebound			
05:39	15 NORTJE R 2-Pts paint made (2 In)	7-10	-3	
05:38	10 PAPENFUS M Assist			
05:22		7-12	-5	12 ANDERSON P 2-Pts made (2 In)
05:16	15 NORTJE R Turnover			
05:03		7-14	-7	12 ANDERSON P 2-Pts paint made (2 In)
05:01				11 BORISOFF J Assist
04:32	10 PAPENFUS M 2-Pts paint made (2 In)	9-14	-5	
04:16				11 BORISOFF J 2 Pts paint missed (2 Out)
04:10				7 PETER R Offensive Rebound
03:58				7 PETER R 2 Pts paint missed (2 Out)
03:56	12 CURLE DN Blocked Shot			
03:54	15 NORTJE R Defensive Rebound			
03:33	12 CURLE DN 2-Pts missed (2 out)			
03:31				13 STOUTENBERG C Defensive Rebound
03:17				12 ANDERSON P 2 Pts paint missed (2 Out)
03:16				12 ANDERSON P Offensive Rebound
03:16				12 ANDERSON P 2 Pts paint missed (2 Out)
03:14	Defensive Rebound			
03:14				7 PETER R Player OUT ---->>
03:14				13 STOUTENBERG C Player OUT ---->>



## PLAY BY PLAY

文字比分播报

RSA 55 vs 80 CAN

Attendance: 1376

Game Time	RSA - South Africa	Score	Lead	CAN - Canada
03:14				8 JOHNSON J Player OUT ---->>
03:14				5 ROUILLARD Y Player IN <<----
03:14				13 STOUTENBERG C Player IN <<----
03:14				13 STOUTENBERG C Player OUT ---->>
03:14				14 DINI A Player IN <<----
03:14				15 ENG D Player IN <<----
02:56	10 PAPENFUS M 2 Pts paint missed (2 Out)			
02:54				12 ANDERSON P Defensive Rebound
02:40				15 ENG D 2 Pts paint missed (2 Out)
02:39				Offensive Rebound
02:33		9-16	-7	5 ROUILLARD Y 2-Pts paint made (2 In)
02:29				12 ANDERSON P Assist
02:07	12 CURLE DN 2 Pts paint missed (2 Out)			
02:07				Defensive Rebound
01:59	15 NORTJE R Personal foul			
01:59				12 ANDERSON P Foul On
01:59		9-17	-8	12 ANDERSON P Free Throw made (1 In)
01:59				12 ANDERSON P Free Throw missed (1 Out)
01:58				Offensive Rebound
01:58	12 CURLE DN Player OUT ---->>			
01:58	13 WAITES G Player IN <<----			
01:54		9-19	-10	15 ENG D 2-Pts paint made (2 In)
01:52				11 BORISOFF J Assist
01:35	7 TAYLOR N 3-Pts made (3 In)	12-19	-7	
01:28	8 GOVENDER J Assist			
01:13		12-21	-9	5 ROUILLARD Y 2-Pts paint made (2 In)
01:11				12 ANDERSON P Assist
00:48	10 PAPENFUS M 2 Pts paint missed (2 Out)			
00:46				12 ANDERSON P Defensive Rebound
00:37		12-23	-11	12 ANDERSON P 2-Pts made (2 In)
00:23	13 WAITES G Player OUT ---->>			
00:23	12 CURLE DN Player IN <<----			
00:13	7 TAYLOR N Turnover			
00:13				12 ANDERSON P Steal
00:02		12-25	-13	15 ENG D 2-Pts paint made (2 In)
00:00				12 ANDERSON P Assist

## SECOND QUARTER

### Quarter Starters:

**RSA** 7 TAYLOR N      8 GOVENDER J      10 PAPENFUS M      12 CURLE DN      14 NEL J  
**CAN** 4 DUREPOS D      7 PETER R      8 JOHNSON J      9 NORTON R      13 STOUTENBERG C

Game Time	RSA - South Africa	Score	Lead	CAN - Canada
10:00				4 DUREPOS D Player IN <<----



## PLAY BY PLAY

文字比分播报

RSA 55 vs 80 CAN

Attendance: 1376

Game Time	RSA - South Africa	Score	Lead	CAN - Canada
10:00				7 PETER R Player IN <<----
10:00				8 JOHNSON J Player IN <<----
10:00				9 NORTON R Player IN <<----
10:00				10 LANCIA A Player IN <<----
10:00				10 LANCIA A Player OUT ---->>
10:00				13 STOUTENBERG C Player IN <<----
10:00	7 TAYLOR N Player IN <<----			
10:00	8 GOVENDER J Player IN <<----			
10:00	10 PAPENFUS M Player IN <<----			
10:00	12 CURLE DN Player IN <<----			
10:00	14 NEL J Player IN <<----			
09:54	8 GOVENDER J Tap off situation, throw-in			
09:34	12 CURLE DN 3-Pts made (3 In)	15-25	-10	
09:16		15-27	-12	7 PETER R 2-Pts paint made (2 In)
09:14				9 NORTON R Assist
08:57	12 CURLE DN 2-Pts made (2 In)	17-27	-10	
08:34		17-29	-12	9 NORTON R 2-Pts paint made (2 In)
08:32				4 DUREPOS D Assist
08:22	12 CURLE DN 2 Pts paint missed (2 Out)			
08:18				8 JOHNSON J Defensive Rebound
08:14	8 GOVENDER J Personal foul			
08:14				8 JOHNSON J Foul On
08:14		17-30	-13	8 JOHNSON J Free Throw made (1 In)
08:14				8 JOHNSON J Free Throw missed (1 Out)
08:03	7 TAYLOR N Defensive Rebound			
08:02				4 DUREPOS D Personal foul
08:02	7 TAYLOR N Foul On			
07:44	12 CURLE DN 2-Pts made (2 In)	19-30	-11	
07:23				4 DUREPOS D 2-Pts missed (2 out)
07:21	7 TAYLOR N Defensive Rebound			
07:11	12 CURLE DN Turnover			
07:01				4 DUREPOS D Turnover
07:01	8 GOVENDER J Player OUT ---->>			
07:01	6 WILLIAMS R Player IN <<----			
06:40	14 NEL J 2-Pts missed (2 out)			
06:38				7 PETER R Defensive Rebound
06:26				13 STOUTENBERG C 2 Pts paint missed (2 Out)
06:21				8 JOHNSON J Offensive Rebound
06:18		19-32	-13	8 JOHNSON J 2-Pts paint made (2 In)
06:16				9 NORTON R Assist
05:57	12 CURLE DN 2-Pts missed (2 out)			
05:57				Defensive Rebound



## PLAY BY PLAY

文字比分播报

RSA 55 vs 80 CAN

Attendance: 1376

Game Time	RSA - South Africa	Score	Lead	CAN - Canada
05:44		19-34	-15	7 PETER R 2-Pts paint made (2 In)
05:42				4 DUREPOS D Assist
05:25	12 CURLE DN 2 Pts paint missed (2 Out)			
05:23				7 PETER R Defensive Rebound
05:19	10 PAPENFUS M Personal foul			
05:19				8 JOHNSON J Foul On
05:19	Time out			
05:06		19-36	-17	9 NORTON R 2-Pts paint made (2 In)
05:03				4 DUREPOS D Assist
04:43	12 CURLE DN 2-Pts paint made (2 In)	21-36	-15	
04:38	10 PAPENFUS M Assist			
04:19				7 PETER R Turnover
04:19	14 NEL J Steal			
04:03	10 PAPENFUS M 2-Pts missed (2 out)			
04:01				13 STOUTENBERG C Defensive Rebound
03:50				7 PETER R 2 Pts paint missed (2 Out)
03:47	10 PAPENFUS M Defensive Rebound			
03:40	12 CURLE DN Offensive foul			
03:40	12 CURLE DN Turnover			
03:40				9 NORTON R Foul On
03:40				9 NORTON R Steal
03:37				8 JOHNSON J Player OUT ---->>
03:37				9 NORTON R Player OUT ---->>
03:37				6 HEDGES R Player IN <<----
03:37				11 BORISOFF J Player IN <<----
03:37				13 STOUTENBERG C Player OUT ---->>
03:37				12 ANDERSON P Player IN <<----
03:25				4 DUREPOS D 2-Pts missed (2 out)
03:21	10 PAPENFUS M Defensive Rebound			
03:01	12 CURLE DN 3-Pts made (3 In)	24-36	-12	
02:43				4 DUREPOS D 3-Pts missed (3 Out)
02:39				6 HEDGES R Offensive Rebound
02:35		24-38	-14	12 ANDERSON P 2-Pts paint made (2 In)
02:35				4 DUREPOS D Assist
02:35	12 CURLE DN Personal foul			
02:35				12 ANDERSON P Foul On
02:35		24-39	-15	12 ANDERSON P Free Throw made (1 In)
02:10	7 TAYLOR N Turnover			
01:52		24-41	-17	7 PETER R 2-Pts paint made (2 In)
01:49				4 DUREPOS D Assist
01:21	12 CURLE DN 2-Pts missed (2 out)			
01:19				4 DUREPOS D Defensive Rebound



## PLAY BY PLAY

文字比分播报

RSA 55 vs 80 CAN

Attendance: 1376

Game Time	RSA - South Africa	Score	Lead	CAN - Canada
01:12		24-43	-19	4 DUREPOS D 2-Pts paint made (2 In)
00:43	7 TAYLOR N 2 Pts paint missed (2 Out)			
00:40				12 ANDERSON P Defensive Rebound
00:34				12 ANDERSON P Turnover
00:34	10 PAPENFUS M Steal			
00:34	12 CURLE DN Turnover			
00:34				12 ANDERSON P Steal
00:20	6 WILLIAMS R Personal foul			
00:20				12 ANDERSON P Foul On
00:20		24-44	-20	12 ANDERSON P Free Throw made (1 In)
00:20		24-45	-21	12 ANDERSON P Free Throw made (1 In)
00:14	14 NEL J Turnover			
00:05				11 BORISOFF J 2-Pts missed (2 out)
00:03				7 PETER R Offensive Rebound
00:00				12 ANDERSON P 2 Pts paint missed (2 Out)
00:00				12 ANDERSON P Offensive Rebound
00:00				12 ANDERSON P 2 Pts paint missed (2 Out)
00:00	14 NEL J Personal foul			
00:00				12 ANDERSON P Foul On
00:00				12 ANDERSON P Free Throw missed (1 Out)
00:00		24-46	-22	12 ANDERSON P Free Throw made (1 In)

## THIRD QUARTER

### Quarter Starters:

RSA 6 WILLIAMS R      7 TAYLOR N      10 PAPENFUS M      12 CURLE DN      14 NEL J  
CAN 10 LANCIA A      13 STOUTENBERG C      11 BORISOFF J      15 ENG D      5 ROUILLARD Y

Game Time	RSA - South Africa	Score	Lead	CAN - Canada
10:00	6 WILLIAMS R Player IN <<----			
10:00	7 TAYLOR N Player IN <<----			
10:00	10 PAPENFUS M Player IN <<----			
10:00	12 CURLE DN Player IN <<----			
10:00	14 NEL J Player IN <<----			
10:00				10 LANCIA A Player IN <<----
10:00				13 STOUTENBERG C Player IN <<----
10:00				11 BORISOFF J Player IN <<----
10:00				15 ENG D Player IN <<----
10:00				5 ROUILLARD Y Player IN <<----
09:54				11 BORISOFF J Tap off situation, throw-in
09:49				15 ENG D 2 Pts paint missed (2 Out)
09:45	6 WILLIAMS R Defensive Rebound			
09:30	12 CURLE DN 2 Pts paint missed (2 Out)			
09:29	12 CURLE DN Personal foul			





## PLAY BY PLAY

文字比分播报

RSA 55 vs 80 CAN

Attendance: 1376

Game Time	RSA - South Africa	Score	Lead	CAN - Canada
09:29				5 ROUILLARD Y Foul On
09:29				Defensive Rebound
09:19				10 LANCIA A 2-Pts missed (2 out)
09:14	12 CURLE DN Defensive Rebound			
08:56	7 TAYLOR N 3-Pts missed (3 Out)			
08:53	10 PAPENFUS M Offensive Rebound			
08:39				5 ROUILLARD Y Personal foul
08:39	14 NEL J Foul On			
08:28	14 NEL J 2 Pts paint missed (2 Out)			
08:28	Offensive Rebound			
08:19	6 WILLIAMS R 2-Pts missed (2 out)			
08:17				10 LANCIA A Defensive Rebound
08:02		24-48	-24	15 ENG D 2-Pts paint made (2 In)
08:00				10 LANCIA A Assist
07:43	10 PAPENFUS M 2-Pts paint made (2 In)	26-48	-22	
07:29				5 ROUILLARD Y 2 Pts paint missed (2 Out)
07:27				5 ROUILLARD Y Offensive Rebound
07:27		26-50	-24	5 ROUILLARD Y 2-Pts paint made (2 In)
07:11				15 ENG D Personal foul
07:11	12 CURLE DN Foul On			
07:05				13 STOUTENBERG C Personal foul
07:05	10 PAPENFUS M Foul On			
06:52	10 PAPENFUS M 2-Pts paint made (2 In)	28-50	-22	
06:33				10 LANCIA A 2 Pts paint missed (2 Out)
06:32				10 LANCIA A Offensive Rebound
06:32		28-52	-24	10 LANCIA A 2-Pts paint made (2 In)
06:32	6 WILLIAMS R Personal foul			
06:32				10 LANCIA A Foul On
06:32		28-53	-25	10 LANCIA A Free Throw made (1 In)
06:07	12 CURLE DN 2-Pts made (2 In)	30-53	-23	
05:51	14 NEL J Personal foul			
05:51				10 LANCIA A Foul On
05:51				10 LANCIA A Free Throw missed (1 Out)
05:50				10 LANCIA A Free Throw missed (1 Out)
05:48				Offensive Rebound
05:43		30-56	-26	10 LANCIA A 3-Pts made (3 In)
05:22	14 NEL J 2 Pts paint missed (2 Out)			
05:21				5 ROUILLARD Y Defensive Rebound
05:04				10 LANCIA A 3-Pts missed (3 Out)
05:01	12 CURLE DN Defensive Rebound			
04:58	10 PAPENFUS M Fast Break			
04:58	10 PAPENFUS M 2-Pts paint made (2 In)	32-56	-24	



## PLAY BY PLAY

文字比分播报

RSA 55 vs 80 CAN

Attendance: 1376

Game Time	RSA - South Africa	Score	Lead	CAN - Canada
04:58				10 LANCIA A Personal foul
04:58	10 PAPERFUS M Foul On			
04:58	10 PAPERFUS M Free Throw made (1 In)	33-56	-23	
04:44				15 ENG D Turnover
04:30	7 TAYLOR N 2-Pts made (2 In)	35-56	-21	
04:16		35-58	-23	10 LANCIA A 2-Pts paint made (2 In)
04:14				11 BORISOFF J Assist
03:49	12 CURLE DN 3-Pts missed (3 Out)			
03:39				10 LANCIA A Defensive Rebound
03:39				10 LANCIA A 2 Pts paint missed (2 Out)
03:39	12 CURLE DN Defensive Rebound			
03:19	10 PAPERFUS M 2-Pts missed (2 out)			
03:17				10 LANCIA A Defensive Rebound
03:05				15 ENG D Turnover
03:05	6 WILLIAMS R Steal			
03:00	7 TAYLOR N Fast Break			
02:58	7 TAYLOR N 2-Pts paint made (2 In)	37-58	-21	
02:43				15 ENG D 2 Pts paint missed (2 Out)
02:40	14 NEL J Defensive Rebound			
02:30	6 WILLIAMS R 2-Pts paint made (2 In)	39-58	-19	
02:29	7 TAYLOR N Assist			
02:16				15 ENG D 2 Pts paint missed (2 Out)
02:13	6 WILLIAMS R Defensive Rebound			
02:06	7 TAYLOR N 3-Pts missed (3 Out)			
02:06	Offensive Rebound			
01:56	6 WILLIAMS R 2-Pts made (2 In)	41-58	-17	
01:41		41-60	-19	10 LANCIA A 2-Pts paint made (2 In)
01:12	12 CURLE DN 2 Pts paint missed (2 Out)			
01:12	14 NEL J Offensive Rebound			
01:12				15 ENG D Personal foul
01:12	14 NEL J Foul On			
01:12	14 NEL J Free Throw missed (1 Out)			
01:12	14 NEL J Free Throw missed (1 Out)			
01:07	12 CURLE DN Offensive Rebound			
01:05	10 PAPERFUS M 2-Pts paint made (2 In)	43-60	-17	
01:03	12 CURLE DN Assist			
00:47	10 PAPERFUS M Personal foul			
00:47				15 ENG D Foul On
00:41				5 ROUILLARD Y Turnover
00:41	7 TAYLOR N Steal			
00:28	7 TAYLOR N 3-Pts made (3 In)	46-60	-14	
00:27	10 PAPERFUS M Assist			



## PLAY BY PLAY

文字比分播报

RSA 55 vs 80 CAN

Attendance: 1376

Game Time	RSA - South Africa	Score	Lead	CAN - Canada
00:18	7 TAYLOR N Personal foul			
00:18				11 BORISOFF J Foul On
00:18		46-61	-15	11 BORISOFF J Free Throw made (1 In)
00:18				11 BORISOFF J Free Throw missed (1 Out)
00:14	6 WILLIAMS R Defensive Rebound			
00:14	6 WILLIAMS R Turnover			
00:08	6 WILLIAMS R Personal foul			
00:08				10 LANCIA A Foul On
00:08				10 LANCIA A Free Throw missed (1 Out)
00:08		46-62	-16	10 LANCIA A Free Throw made (1 In)
00:00	14 NEL J 2-Pts paint made (2 In)	48-62	-14	

## FOURTH QUARTER

### Quarter Starters:

RSA

CAN

Game Time	RSA - South Africa	Score	Lead	CAN - Canada
10:00	6 WILLIAMS R Player IN <<----			
10:00	7 TAYLOR N Player IN <<----			
10:00	10 PAPENFUS M Player IN <<----			
10:00	12 CURLE DN Player IN <<----			
10:00	14 NEL J Player IN <<----			
10:00				4 DUREPOS D Player IN <<----
10:00				8 JOHNSON J Player IN <<----
10:00				9 NORTON R Player IN <<----
10:00				7 PETER R Player IN <<----
10:00				14 DINI A Player IN <<----
00:00	6 WILLIAMS R Tap off situation, throw-in			
09:46	12 CURLE DN Turnover			
09:46				7 PETER R Steal
09:41				7 PETER R 2 Pts paint missed (2 Out)
09:38	14 NEL J Defensive Rebound			
09:27	7 TAYLOR N Turnover			
09:27				8 JOHNSON J Steal
09:16		48-64	-16	7 PETER R 2-Pts paint made (2 In)
09:12				8 JOHNSON J Assist
08:58				9 NORTON R Personal foul
08:58	12 CURLE DN Foul On			
08:48	7 TAYLOR N Turnover			
08:48				8 JOHNSON J Steal
08:39				4 DUREPOS D Fast Break
08:37		48-66	-18	4 DUREPOS D 2-Pts paint made (2 In)



## PLAY BY PLAY

文字比分播报

RSA 55 vs 80 CAN

Attendance: 1376

Game Time	RSA - South Africa	Score	Lead	CAN - Canada
08:34				8 JOHNSON J Assist
08:21				4 DUREPOS D Personal foul
08:21	12 CURLE DN Foul On			
08:13	10 PAPENFUS M 2-Pts missed (2 out)			
07:54		48-68	-20	14 DINI A 2-Pts paint made (2 In)
07:52				4 DUREPOS D Assist
07:32	6 WILLIAMS R 2-Pts missed (2 out)			
07:29				8 JOHNSON J Defensive Rebound
07:23	10 PAPENFUS M Personal foul			
07:23				8 JOHNSON J Foul On
07:23		48-69	-21	8 JOHNSON J Free Throw made (1 In)
07:23		48-70	-22	8 JOHNSON J Free Throw made (1 In)
07:11	7 TAYLOR N 3-Pts made (3 In)	51-70	-19	
06:56				7 PETER R Turnover
06:56	10 PAPENFUS M Steal			
06:56	10 PAPENFUS M Turnover			
06:56	7 TAYLOR N Steal			
06:56				7 PETER R Turnover
06:12	7 TAYLOR N Fast Break			
06:11	7 TAYLOR N 2-Pts paint made (2 In)	53-70	-17	
06:01				8 JOHNSON J 2 Pts paint missed (2 Out)
05:58	12 CURLE DN Defensive Rebound			
05:49	10 PAPENFUS M 2 Pts paint missed (2 Out)			
05:49				8 JOHNSON J Blocked Shot
05:49	Offensive Rebound			
05:39	10 PAPENFUS M 2-Pts paint made (2 In)	55-70	-15	
05:37	7 TAYLOR N Assist			
05:21		55-72	-17	7 PETER R 2-Pts paint made (2 In)
05:19				4 DUREPOS D Assist
05:11	10 PAPENFUS M Turnover			
05:11				4 DUREPOS D Steal
05:07	10 PAPENFUS M Personal foul			
05:07				7 PETER R Foul On
05:07	10 PAPENFUS M Player OUT ---->>			
05:07	8 GOVENDER J Player IN <<----			
04:59	6 WILLIAMS R Personal foul			
04:59				8 JOHNSON J Foul On
04:59	14 NEL J Player OUT ---->>			
04:59	15 NORTJE R Player IN <<----			
04:59	8 GOVENDER J Player OUT ---->>			
04:59	4 RETIEF M Player IN <<----			
04:59	6 WILLIAMS R Player OUT ---->>			



## PLAY BY PLAY

文字比分播报

RSA 55 vs 80 CAN

Attendance: 1376

Game Time	RSA - South Africa	Score	Lead	CAN - Canada
04:59	9 GUMBI S Player IN <<----			
04:50		55-75	-20	4 DUREPOS D 3-Pts made (3 In)
04:48				8 JOHNSON J Assist
04:31	9 GUMBI S 2-Pts missed (2 out)			
04:31				Defensive Rebound
04:31	Time out			
04:31				8 JOHNSON J Player OUT ---->>
04:31				9 NORTON R Player OUT ---->>
04:31				6 HEDGES R Player IN <<----
04:31				15 ENG D Player IN <<----
04:16				6 HEDGES R 2 Pts paint missed (2 Out)
04:14	12 CURLE DN Defensive Rebound			
03:56	15 NORTJE R 2-Pts missed (2 out)			
03:53				14 DINI A Defensive Rebound
03:38		55-78	-23	4 DUREPOS D 3-Pts made (3 In)
03:12	9 GUMBI S Turnover			
03:01	7 TAYLOR N Personal foul			
03:01				15 ENG D Foul On
02:56				15 ENG D 2 Pts paint missed (2 Out)
02:52				4 DUREPOS D Offensive Rebound
02:44				7 PETER R 2 Pts paint missed (2 Out)
02:41	15 NORTJE R Defensive Rebound			
02:30				6 HEDGES R Personal foul
02:30	15 NORTJE R Foul On			
02:23	15 NORTJE R 2-Pts missed (2 out)			
02:20	Offensive Rebound			
02:15	15 NORTJE R 2 Pts paint missed (2 Out)			
02:13				4 DUREPOS D Defensive Rebound
02:01				4 DUREPOS D Turnover
02:01	7 TAYLOR N Steal			
02:01	7 TAYLOR N Turnover			
02:01				6 HEDGES R Steal
01:43				4 DUREPOS D 3-Pts missed (3 Out)
01:40	12 CURLE DN Defensive Rebound			
01:31	12 CURLE DN 2 Pts paint missed (2 Out)			
01:28				6 HEDGES R Defensive Rebound
01:20	12 CURLE DN Personal foul			
01:20				15 ENG D Foul On
01:20	Time out			
01:20				15 ENG D Free Throw missed (1 Out)
01:20				15 ENG D Free Throw missed (1 Out)
01:17	12 CURLE DN Defensive Rebound			



## PLAY BY PLAY

文字比分播报

RSA 55 vs 80 CAN

Attendance: 1376

Game Time	RSA - South Africa	Score	Lead	CAN - Canada
01:03	9 GUMBI S Turnover			
00:54				4 DUREPOS D Turnover
00:35	12 CURLE DN 3-Pts missed (3 Out)			
00:34				7 PETER R Defensive Rebound
00:33	12 CURLE DN Personal foul			
00:33				4 DUREPOS D Foul On
00:33	12 CURLE DN Player OUT ---->>			
00:33	8 GOVENDER J Player IN <<----			
00:33		55-79	-24	4 DUREPOS D Free Throw made (1 In)
00:33		55-80	-25	4 DUREPOS D Free Throw made (1 In)
00:19	15 NORTJE R 3-Pts missed (3 Out)			
00:19				Defensive Rebound



## RESULTS

比赛成绩

### RSA 24 vs 46 CAN

Attendance: 1376

Referee: QUINTANA Matias (ARG)  
Umpires: WELLS Matthew Brian (AUS); JIN Zhuo (CHN)

Commissioner: de KNOCK Luc D H M (BEL)  
Classifier: TSUNEMI Hiroshi (JPN)

		Q1		Q2	
Scoring by 5 min intervals:	RSA	7	12	19	24
	CAN	14	25	36	46

#### RSA - SOUTH AFRICA

No.	Name	Sport Class	MIN	Field Goals		2 Points		3 Points		Free Throws		Rebounds			AS	TO	ST	BS	PF	FO	PTS	
				M/A	%	M/A	%	M/A	%	M/A	%	OR	DR	TOT								
*5	HARTNICK Shaun	1.0	02:23																	1	0	
*7	TAYLOR Nicholas	2.0	20:00	2/3	67	0/1	0	2/2	100			3	3		3				2	1	6	
*10	PAPENFUS Marius (C)	2.5	20:00	1/4	25	1/4	25					2	2	2	1	1			2		2	
*12	CURLE David Nathaniel	3.5	18:25	6/13	46	4/11	36	2/2	100						3		1		2		14	
*15	NORTJE Richard	4.5	10:00	1/2	50	1/2	50					2	2		2				1	1	2	
4	RETIEF Marcus	1.0	00:00																		0	
6	WILLIAMS Ralph	2.0	07:01																1		0	
8	GOVENDER Justin	1.0	10:36											1					1		0	
9	GUMBI Siphamandla	3.0	00:00																		0	
11	ZONKE Thandile	3.5	00:00																		0	
13	WAITES Grant	4.0	01:35																		0	
14	NEL Jeremy	4.0	10:00	0/1	0	0/1	0									1	1			1	0	
Team/Coach																						
<b>Totals</b>				10/23	43	6/19	32	4/4	100					9	9	3	10	2	1	11	2	24
Coach		SIERRA Vivian																				
Assistant Coach		MOSUOE Kelebhone																				

#### CAN - CANADA

No.	Name	Sport Class	MIN	Field Goals		2 Points		3 Points		Free Throws		Rebounds			AS	TO	ST	BS	PF	FO	PTS
				M/A	%	M/A	%	M/A	%	M/A	%	OR	DR	TOT							
*7	PETER Richard	2.5	16:46	4/8	50	4/8	50					2	2	4		1					8
*8	JOHNSON Joey	4.5	13:09	2/3	67	2/3	67			4/6	67	1	1	2			2			5	8
*11	BORISOFF Jaimie (C)	1.0	13:37	0/2	0	0/2	0								2				1		0
*12	ANDERSON Patrick	4.5	13:37	5/9	56	5/9	56			6/9	67	4	4	8	5	1	2	1		5	16
*13	STOUTENBERG Chris	1.0	13:09	0/2	0	0/2	0							2	2						0
4	DUREPOS David	3.5	10:00	1/4	25	1/3	33	0/1	0					1	1	5	1			1	2
5	ROUILLARD Yvon	3.0	03:14	2/2	100	2/2	100														4
6	HEDGES Robert	2.5	03:37									1	1								0
9	NORTON Ross	2.0	06:23	2/2	100	2/2	100								2		1			1	4
10	LANCIA Adam	4.5	00:00																		0
14	DINI Abditatch	1.0	03:14																		0
15	ENG David	4.5	03:14	2/3	67	2/3	67														4
Team/Coach																					
<b>Totals</b>				18/35	51	18/34	53	0/1	0	10/15	67	10	13	23	14	3	5	1	2	11	46
Coach		FROGLEY Mile																			
Assistant Coach		TONELLO Jerry BOWES Paul																			

	RSA	CAN
Points from Turnovers	0	10
Points in the Paint	8	32
Second Chance Points	0	11
Fast Break Points	0	0

	RSA	CAN
Biggest Lead	0	22
Biggest Scoring Run	5-0(24-36)	10-0(24-46)
Lead Changes	0	
Times Tied	0	

#### Legend:

%	Shooting Percentage	(C)	Captain	*	Starters	AS	Assists
BS	Blocked Shots	DR	Defensive Rebounds	FO	Fouls On	M/A	Made/Attempts
MIN	Minutes Played	OR	Offensive Rebounds	PF	Fouls	PTS	Points
Qx	Quarter Time	ST	Steals	TO	Turnovers	TOT	Total Rebounds



## RESULTS

比赛成绩

### RSA 55 vs 80 CAN

Attendance: 1376

Referee: QUINTANA Matias (ARG)

Commissioner: de KNOCK Luc D H M (BEL)

Umpires: WELLS Matthew Brian (AUS); JIN Zhuo (CHN)

Classifier: TSUNEMI Hiroshi (JPN)

		Q1		Q2		Q3		Q4	
Scoring by 5 min intervals:	RSA	7	12	19	24	30	48	55	55
	CAN	14	25	36	46	56	62	72	80

#### RSA - SOUTH AFRICA

No.	Name	Sport Class	MIN	Field Goals		2 Points		3 Points		Free Throws		Rebounds			AS	TO	ST	BS	PF	FO	PTS
				M/A	%	M/A	%	M/A	%	M/A	%	OR	DR	TOT							
*5	HARTNICK Shaun	1.0	02:23																1		0
*7	TAYLOR Nicholas	2.0	40:00	7/10	70	3/4	75	4/6	67			3	3	2	6	3			4	1	18
*10	PAPENFUS Marius (C)	2.5	34:53	6/12	50	6/12	50			1/1	100	1	2	3	3	3	2		5	2	13
*12	CURLE David Nathaniel	3.5	37:52	7/19	37	5/15	33	2/4	50			1	7	8	1	4		1	5	3	16
*15	NORTJE Richard	4.5	14:59	1/6	17	1/5	20	0/1	0			3	3		2				1	2	2
4	RETIEF Marcus	1.0	04:59																		0
6	WILLIAMS Ralph	2.0	22:02	2/4	50	2/4	50						3	3		1	1		4		4
8	GOVENDER Justin	1.0	11:17												1				1		0
9	GUMBI Siphamandla	3.0	04:59	0/1	0	0/1	0								2						0
11	ZONKE Thandile	3.5	00:00																		0
13	WAITES Grant	4.0	01:35																		0
14	NEL Jeremy	4.0	25:01	1/4	25	1/4	25			0/2	0	1	2	3		1	1		2	2	2
Team/Coach																					
<b>Totals</b>				24/56	43	18/45	40	6/11	55	1/3	33	7	22	29	7	19	7	1	23	10	55
<b>Coach</b>		SIERRA Vivian																			
<b>Assistant Coach</b>		MOSUOE Kelebhone																			

#### CAN - CANADA

No.	Name	Sport Class	MIN	Field Goals		2 Points		3 Points		Free Throws		Rebounds			AS	TO	ST	BS	PF	FO	PTS
				M/A	%	M/A	%	M/A	%	M/A	%	OR	DR	TOT							
*7	PETER Richard	2.5	26:46	6/12	50	6/12	50					2	3	5		3	1			1	12
*8	JOHNSON Joey	4.5	18:38	2/4	50	2/4	50			6/8	75	1	2	3	3		4	1		7	10
*11	BORISOFF Jaimie (C)	1.0	23:37	0/2	0	0/2	0			1/2	50				3				1	1	1
*12	ANDERSON Patrick	4.5	13:37	5/9	56	5/9	56			6/9	67	4	4	8	5	1	2	1		5	16
*13	STOUTENBERG Chris	1.0	23:09	0/2	0	0/2	0						2	2					1		0
4	DUREPOS David	3.5	20:00	4/8	50	2/4	50	2/4	50	2/2	100	1	2	3	7	3	1		2	1	12
5	ROUILLARD Yvon	3.0	13:14	3/4	75	3/4	75					1	1	2		1			1	1	6
6	HEDGES Robert	2.5	08:08	0/1	0	0/1	0					1	1	2			1		1		0
9	NORTON Ross	2.0	11:52	2/2	100	2/2	100								2		1		1	1	4
10	LANCIA Adam	4.5	10:00	4/8	50	3/6	50	1/2	50	2/5	40	1	3	4	1				1	3	11
14	DINI Abditatch	1.0	13:14	1/1	100	1/1	100						1	1							2
15	ENG David	4.5	17:45	3/8	38	3/8	38			0/2	0				2				2	3	6
Team/Coach																					
<b>Totals</b>				30/61	49	27/55	49	3/6	50	17/28	61	14	25	39	21	10	10	2	10	23	80
<b>Coach</b>		FROGLEY Mile																			
<b>Assistant Coach</b>		TONELLO Jerry																			
		BOWES Paul																			

	RSA	CAN
Points from Turnovers	9	15
Points in the Paint	26	50
Second Chance Points	8	18
Fast Break Points	6	2

	RSA	CAN
Biggest Lead	0	26
Biggest Scoring Run	7-0(55-70)	12-0(24-48)
Lead Changes	0	
Times Tied	0	

#### Legend:

%	Shooting Percentage	(C)	Captain	*	Starters	AS	Assists
BS	Blocked Shots	DR	Defensive Rebounds	FO	Fouls On	M/A	Made/Attempts
MIN	Minutes Played	OR	Offensive Rebounds	OTx	Overtime	PF	Fouls
PTS	Points	Qx	Quarter Time	ST	Steals	TO	Turnovers
TOT	Total Rebounds						





## START LIST

首发名单

### GER - JPN

**Referee:** GIORDANO Sergio (CAN)  
**Umpires:** SALGUERO Cristian Ariel (ARG); GREGORY Christopher (GBR)

**Commissioner:** KERR Trevor Andrew (CAN)  
**Classifier:** LACHANCE Anne (CAN)

#### GER - Germany

No.	Name	Pos	Age	Sport Class	Current Games Statistics						
					PPG	FG%	3FG%	FT%	RPG	APG	MPG (GP)
4	LOHMANN Bjoern	F	29	1.0	0.0	0			1.0		07:27 (1)
5	SCHUERMANN Jens	F	27	1.0	0.0	0			3.0		12:33 (1)
6	QUALI Mimoun	F	33	3.0	0.0						00:00 (0)
7	LEHMANN Lars	G	31	3.0	2.0	33	0		2.0		09:00 (1)
8	BIENEK Andre	C	21	3.0	4.0	67			5.0		11:00 (1)
9	FISCHER Florian	F/G	31	1.5	0.0	0			1.0		10:10 (1)
10	KRESS Andreas	C	22	3.5	0.0						00:00 (0)
11	PASSIWAN Dirk	F/G	31	4.5	10.0	50		75	3.0		10:10 (1)
12	WOLK Sebastian	C	27	4.0	6.0	100		100	1.0		07:22 (1)
13	CHRISTINK Lars (C)	G	36	2.0	2.0	11			1.0	1.0	09:50 (1)
14	COSKUN Ahmet	F	33	4.0	2.0	50			2.0		09:50 (1)
15	KOHLER-LENZ Dirk	C	40	4.0	0.0	0	0		7.0		12:38 (1)
Team			30.1		26.0	28	0	80	26.0	1.0	
<b>Coach</b>		WIEGMANN Frits									
<b>Assistant Coach</b>		MOERTL Sigggi									

GER Played		
PR	CAN	26-23
PR	RSA	09 SEP
PR	IRI	10 SEP
PR	SWE	11 SEP

#### JPN - Japan

No.	Name	Pos	Age	Sport Class	Current Games Statistics						
					PPG	FG%	3FG%	FT%	RPG	APG	MPG (GP)
4	MIURA Fumiharu	G	29	2.5	0.0						00:10 (1)
5	MORI Noriyuki	F	37	2.0	0.0	0			1.0	1.0	11:31 (1)
6	MIYAJIMA Tetsuya	C	19	4.0	2.0	25			4.0	1.0	08:05 (1)
7	SATO Satoshi	F	32	1.0	0.0				1.0		01:41 (1)
8	KORETOMO Keisuke	G	37	3.0	0.0	0	0		3.0		03:24 (1)
9	KOZAI Hiroaki	F	20	3.5	19.0	37	30	67	6.0	2.0	33:38 (1)
10	SUZUKI Akimasa	F	31	3.5	16.0	88		100	7.0	3.0	38:34 (1)
11	FUJII Shingo (C)	G	30	1.5	2.0	14	0		3.0	4.0	28:39 (1)
12	KYOYA Kazuyuki	G	37	1.0	0.0	0	0	0	4.0	1.0	38:09 (1)
13	FUJIMOTO Reo	C	24	4.5	8.0	14	0	40	11.0	2.0	27:49 (1)
14	OSHIMA Tomohiko	C	37	4.0	2.0	50			2.0	1.0	08:20 (1)
15	MAEDA Kenzo	F	33	4.5	0.0						00:00 (0)
Team			30.5		49.0	29	16	50	42.0	15.0	
<b>Coach</b>		OKUHARA Akio									
<b>Assistant Coach</b>		SAKANO Haruo									

JPN Played		
PR	SWE	49-61
PR	IRI	09 SEP
PR	CAN	10 SEP
PR	RSA	11 SEP

#### Legend:

3FG%	3 Field Goals %	APG	Assists per Game	C	Centre	F	Forward
FG%	Field Goals %	FT%	Free Throws %	G	Guard	GP	Games Played
MPG	Minutes Played per Game	Pos	Playing Position	PPG	Points per Game	PR	Preliminary Round
RPG	Rebounds per Game						



## PLAY BY PLAY

文字比分播报

GER 29 vs 32 JPN

Attendance: 8580

		Q1		Q2	
Scoring by 5 min intervals:	GER	4	12	18	29
	JPN	6	18	24	32

### FIRST QUARTER

#### Quarter Starters:

**GER** 5 SCHUERMANN J      7 LEHMANN L      9 FISCHER F      11 PASSIWAN D      15 KOHLER-LENZ D  
**JPN** 9 KOZAI H      10 SUZUKI A      11 FUJII S      12 KYOYA K      13 FUJIMOTO R

Game Time	GER - Germany	Score	Lead	JPN - Japan
10:00	5 SCHUERMANN J Player IN <<----			
10:00	7 LEHMANN L Player IN <<----			
10:00	9 FISCHER F Player IN <<----			
10:00	11 PASSIWAN D Player IN <<----			
10:00	15 KOHLER-LENZ D Player IN <<----			
10:00				9 KOZAI H Player IN <<----
10:00				10 SUZUKI A Player IN <<----
10:00				11 FUJII S Player IN <<----
10:00				12 KYOYA K Player IN <<----
10:00				13 FUJIMOTO R Player IN <<----
10:00	15 KOHLER-LENZ D Tap off lost			13 FUJIMOTO R Tap off won
09:43				13 FUJIMOTO R 2-Pts missed (2 out)
09:41	11 PASSIWAN D Defensive Rebound			
09:41	15 KOHLER-LENZ D Offensive foul			
09:41	15 KOHLER-LENZ D Turnover			
09:41				13 FUJIMOTO R Foul On
09:28	11 PASSIWAN D Steal			
09:28				11 FUJII S Turnover
09:15	5 SCHUERMANN J 2 Pts paint missed (2 Out)			
09:11				13 FUJIMOTO R Defensive Rebound
09:05		0-2	-2	13 FUJIMOTO R 2-Pts paint made (2 In)
09:03				9 KOZAI H Assist
08:38	11 PASSIWAN D 3-Pts missed (3 Out)			
08:36				13 FUJIMOTO R Defensive Rebound
08:33				11 FUJII S Turnover
08:19	11 PASSIWAN D 2-Pts made (2 In)	2-2	0	
08:10				9 KOZAI H Foul On
08:10	5 SCHUERMANN J Personal foul			
07:49				11 FUJII S 2 Pts paint missed (2 Out)
07:44	11 PASSIWAN D Defensive Rebound			
07:44	15 KOHLER-LENZ D 2-Pts paint made (2 In)	4-2	+2	
07:44	7 LEHMANN L Assist			
07:44				10 SUZUKI A Personal foul
07:44	15 KOHLER-LENZ D Foul On			



## PLAY BY PLAY

文字比分播报

GER 29 vs 32 JPN

Attendance: 8580

Game Time	GER - Germany	Score	Lead	JPN - Japan
07:44	15 KOHLER-LENZ D Free Throw missed (1 Out)			
07:40				9 KOZAI H Defensive Rebound
07:35				9 KOZAI H Turnover
07:22	11 PASSIWAN D 2-Pts missed (2 out)			
07:19				13 FUJIMOTO R Defensive Rebound
07:12				10 SUZUKI A Turnover
06:55				9 KOZAI H Personal foul
06:55	5 SCHUERMANN J Foul On			
06:42	11 PASSIWAN D 2 Pts paint missed (2 Out)			
06:40				13 FUJIMOTO R Defensive Rebound
06:37				10 SUZUKI A Turnover
06:16	5 SCHUERMANN J 2 Pts paint missed (2 Out)			
06:15				10 SUZUKI A Defensive Rebound
06:00				10 SUZUKI A 2-Pts missed (2 out)
05:57				9 KOZAI H Offensive Rebound
05:57		4-4	0	9 KOZAI H 2-Pts paint made (2 In)
05:39	7 LEHMANN L 2-Pts missed (2 out)			
05:37				13 FUJIMOTO R Defensive Rebound
05:32				9 KOZAI H Fast Break
05:30		4-6	-2	9 KOZAI H 2-Pts paint made (2 In)
05:28				12 KYOYA K Assist
05:11	11 PASSIWAN D 2-Pts missed (2 out)			
05:09				13 FUJIMOTO R Defensive Rebound
05:08	9 FISCHER F Personal foul			
05:08				10 SUZUKI A Foul On
05:08	8 BIENEK A Player IN <<----			
05:08	13 CHRISTINK L Player IN <<----			
05:08	14 COSKUN A Player IN <<----			
05:08	7 LEHMANN L Player OUT ---->>			
05:08	9 FISCHER F Player OUT ---->>			
05:08	11 PASSIWAN D Player OUT ---->>			
05:08				8 KORETOMO K Player IN <<----
05:08				4 MIURA F Player IN <<----
05:08				4 MIURA F Player OUT ---->>
05:08				14 OSHIMA T Player IN <<----
05:08				9 KOZAI H Player OUT ---->>
05:08				11 FUJII S Player OUT ---->>
04:52		4-8	-4	13 FUJIMOTO R 2-Pts paint made (2 In)
04:35				13 FUJIMOTO R Steal
04:35	8 BIENEK A Turnover			
04:13		4-10	-6	12 KYOYA K 2-Pts made (2 In)
04:13	Time out			



## PLAY BY PLAY

文字比分播报

GER 29 vs 32 JPN

Attendance: 8580

Game Time	GER - Germany	Score	Lead	JPN - Japan
04:07				11 FUJII S Player IN <<----
04:07				10 SUZUKI A Player OUT ---->>
03:49	14 COSKUN A 2-Pts missed (2 out)			
03:46				14 OSHIMA T Defensive Rebound
03:41		4-12	-8	8 KORETOMO K 2-Pts paint made (2 In)
03:36				8 KORETOMO K Fast Break
03:17	8 BIENEK A 2-Pts missed (2 out)			
03:16				8 KORETOMO K Defensive Rebound
03:16	13 CHRISTINK L Personal foul			
03:16				8 KORETOMO K Foul On
02:58		4-14	-10	13 FUJIMOTO R 2-Pts paint made (2 In)
02:56				8 KORETOMO K Assist
02:46				8 KORETOMO K Personal foul
02:46	8 BIENEK A Foul On			
02:33	13 CHRISTINK L 2-Pts paint made (2 In)	6-14	-8	
02:23				8 KORETOMO K Fast Break
02:23		6-16	-10	8 KORETOMO K 2-Pts paint made (2 In)
02:23	8 BIENEK A Personal foul			
02:23				8 KORETOMO K Foul On
02:22				8 KORETOMO K Free Throw missed (1 Out)
02:20	8 BIENEK A Defensive Rebound			
02:16	13 CHRISTINK L Personal foul			
02:16				13 FUJIMOTO R Foul On
01:56				14 OSHIMA T 2 Pts paint missed (2 Out)
01:55	8 BIENEK A Defensive Rebound			
01:45	14 COSKUN A 2-Pts made (2 In)	8-16	-8	
01:33				8 KORETOMO K Turnover
01:33				9 KOZAI H Player IN <<----
01:33				6 MIYAJIMA T Player IN <<----
01:33				8 KORETOMO K Player OUT ---->>
01:33				13 FUJIMOTO R Player OUT ---->>
01:10	5 SCHUERMANN J 2-Pts made (2 In)	10-16	-6	
00:38				14 OSHIMA T 2 Pts paint missed (2 Out)
00:35				6 MIYAJIMA T Offensive Rebound
00:35		10-18	-8	6 MIYAJIMA T 2-Pts paint made (2 In)
00:20	14 COSKUN A 2-Pts made (2 In)	12-18	-6	
00:17	13 CHRISTINK L Assist			

## SECOND QUARTER

### Quarter Starters:

GER 5 SCHUERMANN J

8 BIENEK A

13 CHRISTINK L

14 COSKUN A

15 KOHLER-LENZ D

JPN 11 FUJII S

13 FUJIMOTO R

12 KYOYA K

14 OSHIMA T

8 KORETOMO K



## PLAY BY PLAY

文字比分播报

GER 29 vs 32 JPN

Attendance: 8580

Game Time	GER - Germany	Score	Lead	JPN - Japan
10:00				11 FUJII S Player IN <<----
10:00				13 FUJIMOTO R Player IN <<----
10:00				12 KYOYA K Player IN <<----
10:00				14 OSHIMA T Player IN <<----
10:00	5 SCHUERMANN J Player IN <<----			
10:00	8 BIENEK A Player IN <<----			
10:00	13 CHRISTINK L Player IN <<----			
10:00	14 COSKUN A Player IN <<----			
10:00	15 KOHLER-LENZ D Player IN <<----			
10:00				8 KORETOMO K Player IN <<----
10:00	Tap off situation, throw-in			
09:45	14 COSKUN A 2-Pts made (2 In)	14-18	-4	
09:42	13 CHRISTINK L Assist			
09:17				13 FUJIMOTO R 2-Pts missed (2 out)
09:15	13 CHRISTINK L Defensive Rebound			
09:04	14 COSKUN A 2-Pts missed (2 out)			
09:00				12 KYOYA K Defensive Rebound
08:54				8 KORETOMO K Turnover
08:54	12 WOLK S Player IN <<----			
08:54	15 KOHLER-LENZ D Player OUT ---->>			
08:54				6 MIYAJIMA T Player IN <<----
08:54				14 OSHIMA T Player OUT ---->>
08:30	8 BIENEK A 2-Pts made (2 In)	16-18	-2	
08:05		16-20	-4	13 FUJIMOTO R 2-Pts paint made (2 In)
08:03				12 KYOYA K Assist
07:50	8 BIENEK A 2 Pts paint missed (2 Out)			
07:48				6 MIYAJIMA T Defensive Rebound
07:42				8 KORETOMO K Turnover
07:42	12 WOLK S Steal			
07:35				6 MIYAJIMA T Personal foul
07:35	13 CHRISTINK L Foul On			
07:22	13 CHRISTINK L 2-Pts missed (2 out)			
07:22				12 KYOYA K Defensive Rebound
07:04		16-22	-6	8 KORETOMO K 2-Pts made (2 In)
06:50	13 CHRISTINK L 2 Pts paint missed (2 Out)			
06:44				13 FUJIMOTO R Defensive Rebound
06:25				12 KYOYA K 2-Pts missed (2 out)
06:22	8 BIENEK A Defensive Rebound			
06:15	14 COSKUN A 2-Pts made (2 In)	18-22	-4	
06:02	8 BIENEK A Blocked Shot			
06:02				11 FUJII S 2 Pts paint missed (2 Out)
06:02	Defensive Rebound			



## PLAY BY PLAY

文字比分播报

GER 29 vs 32 JPN

Attendance: 8580

Game Time	GER - Germany	Score	Lead	JPN - Japan
06:02				Time out
06:02	4 LOHMANN B Player IN <<----			
06:02	5 SCHUERMANN J Player OUT ---->>			
06:02				9 KOZAI H Player IN <<----
06:02				10 SUZUKI A Player IN <<----
06:02				6 MIYAJIMA T Player OUT ---->>
06:02				8 KORETOMO K Player OUT ---->>
05:52		18-24	-6	9 KOZAI H 2-Pts paint made (2 In)
05:34	14 COSKUN A 2-Pts missed (2 out)			
05:32				9 KOZAI H Defensive Rebound
05:27				11 FUJII S Turnover
05:10	8 BIENEK A 2-Pts missed (2 out)			
05:09				13 FUJIMOTO R Defensive Rebound
04:56		18-26	-8	11 FUJII S 2-Pts paint made (2 In)
04:53				13 FUJIMOTO R Assist
04:40	14 COSKUN A 2-Pts missed (2 out)			
04:38				9 KOZAI H Defensive Rebound
04:28				12 KYOYA K Turnover
04:28	8 BIENEK A Personal foul			
04:28	7 LEHMANN L Player IN <<----			
04:28	11 PASSIWAN D Player IN <<----			
04:23				11 FUJII S Foul On
04:18	9 FISCHER F Player IN <<----			
04:13				13 FUJIMOTO R 2-Pts missed (2 out)
04:06	4 LOHMANN B Defensive Rebound			
04:09	13 CHRISTINK L Player OUT ---->>			
04:09	8 BIENEK A Player OUT ---->>			
04:09	14 COSKUN A Player OUT ---->>			
04:06	11 PASSIWAN D 2-Pts made (2 In)	20-26	-6	
04:06				13 FUJIMOTO R Personal foul
04:06	11 PASSIWAN D Foul On			
04:01	11 PASSIWAN D Free Throw missed (1 Out)			
03:58				11 FUJII S Defensive Rebound
03:41	9 FISCHER F Defensive Rebound			
03:40				10 SUZUKI A 2-Pts missed (2 out)
03:21	4 LOHMANN B 2 Pts paint missed (2 Out)			
03:18				13 FUJIMOTO R Defensive Rebound
03:13				10 SUZUKI A Turnover
03:13	7 LEHMANN L Steal			
02:58	11 PASSIWAN D 2-Pts missed (2 out)			
02:56	11 PASSIWAN D Offensive Rebound			
02:56	11 PASSIWAN D 2 Pts paint missed (2 Out)			



## PLAY BY PLAY

文字比分播报

GER 29 vs 32 JPN

Attendance: 8580

Game Time	GER - Germany	Score	Lead	JPN - Japan
02:53	4 LOHMANN B Offensive Rebound			
02:46	7 LEHMANN L 3-Pts made (3 In)	23-26	-3	
02:35	7 LEHMANN L Personal foul			
02:35				10 SUZUKI A Foul On
02:35				12 KYOYA K Player OUT ---->>
02:35				7 SATO S Player IN <<----
02:35				10 SUZUKI A Free Throw missed (1 Out)
02:35				10 SUZUKI A Free Throw missed (1 Out)
02:33	7 LEHMANN L Defensive Rebound			
02:19				10 SUZUKI A Personal foul
02:19	7 LEHMANN L Foul On			
02:19				8 KORETOMO K Player IN <<----
02:19				14 OSHIMA T Player IN <<----
02:19				9 KOZAI H Player OUT ---->>
02:19				10 SUZUKI A Player OUT ---->>
02:13	11 PASSIWAN D Turnover			
02:13				13 FUJIMOTO R Steal
02:13	12 WOLK S Personal foul			
02:13				13 FUJIMOTO R Foul On
02:02		23-28	-5	11 FUJII S 2-Pts made (2 In)
02:02				13 FUJIMOTO R Assist
02:02	9 FISCHER F Personal foul			
02:02				11 FUJII S Foul On
01:45				13 FUJIMOTO R 2-Pts missed (2 out)
01:43	7 LEHMANN L Defensive Rebound			
01:34				7 SATO S Personal foul
01:34	12 WOLK S Foul On			
01:34				Time out
01:21	11 PASSIWAN D 2-Pts missed (2 out)			
01:21	11 PASSIWAN D Offensive Rebound			
01:21	11 PASSIWAN D 2-Pts paint made (2 In)	25-28	-3	
01:21	7 LEHMANN L Personal foul			
01:21				13 FUJIMOTO R Foul On
01:21		25-29	-4	13 FUJIMOTO R Free Throw made (1 In)
01:20		25-30	-5	13 FUJIMOTO R Free Throw made (1 In)
01:05	12 WOLK S 2 Pts paint missed (2 Out)			
01:04				8 KORETOMO K Defensive Rebound
00:51	9 FISCHER F Steal			
00:51				14 OSHIMA T Turnover
00:46	7 LEHMANN L Turnover			
00:46				8 KORETOMO K Steal
00:42	9 FISCHER F Steal			



## PLAY BY PLAY

文字比分播报

GER 29 vs 32 JPN

Attendance: 8580

Game Time	GER - Germany	Score	Lead	JPN - Japan
00:42				14 OSHIMA T Turnover
00:29	11 PASSIWAN D 2-Pts missed (2 out)			
00:29				Defensive Rebound
00:28	9 FISCHER F Personal foul			
00:28				11 FUJII S Foul On
00:28				11 FUJII S Free Throw missed (1 Out)
00:27				11 FUJII S Free Throw missed (1 Out)
00:22	7 LEHMANN L Defensive Rebound			
00:19				13 FUJIMOTO R Personal foul
00:19	11 PASSIWAN D Foul On			
00:19	11 PASSIWAN D Free Throw made (1 In)	26-30	-4	
00:19	11 PASSIWAN D Free Throw made (1 In)	27-30	-3	
00:08		27-32	-5	8 KORETOMO K 2-Pts paint made (2 In)
00:06				8 KORETOMO K Fast Break
00:05				14 OSHIMA T Personal foul
00:05	9 FISCHER F Foul On			
00:01	9 FISCHER F Free Throw made (1 In)	28-32	-4	
00:00	9 FISCHER F Free Throw made (1 In)	29-32	-3	





## PLAY BY PLAY

文字比分播报

GER 56 vs 58 JPN

Attendance: 8580

Scoring by 5 min intervals:		Q1		Q2		Q3		Q4	
GER		4	12	18	29	35	43	47	56
JPN		6	18	24	32	41	46	52	58

### FIRST QUARTER

#### Quarter Starters:

**GER** 5 SCHUERMANN J      7 LEHMANN L      9 FISCHER F      11 PASSIWAN D      15 KOHLER-LENZ D  
**JPN** 9 KOZAI H      10 SUZUKI A      11 FUJII S      12 KYOYA K      13 FUJIMOTO R

Game Time	GER - Germany	Score	Lead	JPN - Japan
10:00	5 SCHUERMANN J Player IN <<----			
10:00	7 LEHMANN L Player IN <<----			
10:00	9 FISCHER F Player IN <<----			
10:00	11 PASSIWAN D Player IN <<----			
10:00	15 KOHLER-LENZ D Player IN <<----			
10:00				9 KOZAI H Player IN <<----
10:00				10 SUZUKI A Player IN <<----
10:00				11 FUJII S Player IN <<----
10:00				12 KYOYA K Player IN <<----
10:00				13 FUJIMOTO R Player IN <<----
10:00	15 KOHLER-LENZ D Tap off lost			13 FUJIMOTO R Tap off won
09:43				13 FUJIMOTO R 2-Pts missed (2 out)
09:41	11 PASSIWAN D Defensive Rebound			
09:41	15 KOHLER-LENZ D Offensive foul			
09:41	15 KOHLER-LENZ D Turnover			
09:41				13 FUJIMOTO R Foul On
09:28	11 PASSIWAN D Steal			
09:28				11 FUJII S Turnover
09:15	5 SCHUERMANN J 2 Pts paint missed (2 Out)			
09:11				13 FUJIMOTO R Defensive Rebound
09:05		0-2	-2	13 FUJIMOTO R 2-Pts paint made (2 In)
09:03				9 KOZAI H Assist
08:38	11 PASSIWAN D 3-Pts missed (3 Out)			
08:36				13 FUJIMOTO R Defensive Rebound
08:33				11 FUJII S Turnover
08:19	11 PASSIWAN D 2-Pts made (2 In)	2-2	0	
08:10				9 KOZAI H Foul On
08:10	5 SCHUERMANN J Personal foul			
07:49				11 FUJII S 2 Pts paint missed (2 Out)
07:44	11 PASSIWAN D Defensive Rebound			
07:44	15 KOHLER-LENZ D 2-Pts paint made (2 In)	4-2	+2	
07:44	7 LEHMANN L Assist			
07:44				10 SUZUKI A Personal foul
07:44	15 KOHLER-LENZ D Foul On			



## PLAY BY PLAY

文字比分播报

GER 56 vs 58 JPN

Attendance: 8580

Game Time	GER - Germany	Score	Lead	JPN - Japan
07:44	15 KOHLER-LENZ D Free Throw missed (1 Out)			
07:40				9 KOZAI H Defensive Rebound
07:35				9 KOZAI H Turnover
07:22	11 PASSIWAN D 2-Pts missed (2 out)			
07:19				13 FUJIMOTO R Defensive Rebound
07:12				10 SUZUKI A Turnover
06:55				9 KOZAI H Personal foul
06:55	5 SCHUERMANN J Foul On			
06:42	11 PASSIWAN D 2 Pts paint missed (2 Out)			
06:40				13 FUJIMOTO R Defensive Rebound
06:37				10 SUZUKI A Turnover
06:16	5 SCHUERMANN J 2 Pts paint missed (2 Out)			
06:15				10 SUZUKI A Defensive Rebound
06:00				10 SUZUKI A 2-Pts missed (2 out)
05:57				9 KOZAI H Offensive Rebound
05:57		4-4	0	9 KOZAI H 2-Pts paint made (2 In)
05:39	7 LEHMANN L 2-Pts missed (2 out)			
05:37				13 FUJIMOTO R Defensive Rebound
05:32				9 KOZAI H Fast Break
05:30		4-6	-2	9 KOZAI H 2-Pts paint made (2 In)
05:28				12 KYOYA K Assist
05:11	11 PASSIWAN D 2-Pts missed (2 out)			
05:09				13 FUJIMOTO R Defensive Rebound
05:08	9 FISCHER F Personal foul			
05:08				10 SUZUKI A Foul On
05:08	8 BIENEK A Player IN <<----			
05:08	13 CHRISTINK L Player IN <<----			
05:08	14 COSKUN A Player IN <<----			
05:08	7 LEHMANN L Player OUT ---->>			
05:08	9 FISCHER F Player OUT ---->>			
05:08	11 PASSIWAN D Player OUT ---->>			
05:08				8 KORETOMO K Player IN <<----
05:08				4 MIURA F Player IN <<----
05:08				4 MIURA F Player OUT ---->>
05:08				14 OSHIMA T Player IN <<----
05:08				9 KOZAI H Player OUT ---->>
05:08				11 FUJII S Player OUT ---->>
04:52		4-8	-4	13 FUJIMOTO R 2-Pts paint made (2 In)
04:35				13 FUJIMOTO R Steal
04:35	8 BIENEK A Turnover			
04:13		4-10	-6	12 KYOYA K 2-Pts made (2 In)
04:13	Time out			



## PLAY BY PLAY

文字比分播报

GER 56 vs 58 JPN

Attendance: 8580

Game Time	GER - Germany	Score	Lead	JPN - Japan
04:07				11 FUJII S Player IN <<----
04:07				10 SUZUKI A Player OUT ---->>
03:49	14 COSKUN A 2-Pts missed (2 out)			
03:46				14 OSHIMA T Defensive Rebound
03:41		4-12	-8	8 KORETOMO K 2-Pts paint made (2 In)
03:36				8 KORETOMO K Fast Break
03:17	8 BIENEK A 2-Pts missed (2 out)			
03:16				8 KORETOMO K Defensive Rebound
03:16	13 CHRISTINK L Personal foul			
03:16				8 KORETOMO K Foul On
02:58		4-14	-10	13 FUJIMOTO R 2-Pts paint made (2 In)
02:56				8 KORETOMO K Assist
02:46				8 KORETOMO K Personal foul
02:46	8 BIENEK A Foul On			
02:33	13 CHRISTINK L 2-Pts paint made (2 In)	6-14	-8	
02:23				8 KORETOMO K Fast Break
02:23		6-16	-10	8 KORETOMO K 2-Pts paint made (2 In)
02:23	8 BIENEK A Personal foul			
02:23				8 KORETOMO K Foul On
02:22				8 KORETOMO K Free Throw missed (1 Out)
02:20	8 BIENEK A Defensive Rebound			
02:16	13 CHRISTINK L Personal foul			
02:16				13 FUJIMOTO R Foul On
01:56				14 OSHIMA T 2 Pts paint missed (2 Out)
01:55	8 BIENEK A Defensive Rebound			
01:45	14 COSKUN A 2-Pts made (2 In)	8-16	-8	
01:33				8 KORETOMO K Turnover
01:33				9 KOZAI H Player IN <<----
01:33				6 MIYAJIMA T Player IN <<----
01:33				8 KORETOMO K Player OUT ---->>
01:33				13 FUJIMOTO R Player OUT ---->>
01:10	5 SCHUERMANN J 2-Pts made (2 In)	10-16	-6	
00:38				14 OSHIMA T 2 Pts paint missed (2 Out)
00:35				6 MIYAJIMA T Offensive Rebound
00:35		10-18	-8	6 MIYAJIMA T 2-Pts paint made (2 In)
00:20	14 COSKUN A 2-Pts made (2 In)	12-18	-6	
00:17	13 CHRISTINK L Assist			

## SECOND QUARTER

### Quarter Starters:

GER 5 SCHUERMANN J

8 BIENEK A

13 CHRISTINK L

14 COSKUN A

15 KOHLER-LENZ D

JPN 11 FUJII S

13 FUJIMOTO R

12 KYOYA K

14 OSHIMA T

8 KORETOMO K



## PLAY BY PLAY

文字比分播报

GER 56 vs 58 JPN

Attendance: 8580

Game Time	GER - Germany	Score	Lead	JPN - Japan
10:00				11 FUJII S Player IN <<----
10:00				13 FUJIMOTO R Player IN <<----
10:00				12 KYOYA K Player IN <<----
10:00				14 OSHIMA T Player IN <<----
10:00	5 SCHUERMANN J Player IN <<----			
10:00	8 BIENEK A Player IN <<----			
10:00	13 CHRISTINK L Player IN <<----			
10:00	14 COSKUN A Player IN <<----			
10:00	15 KOHLER-LENZ D Player IN <<----			
10:00				8 KORETOMO K Player IN <<----
10:00	Tap off situation, throw-in			
09:45	14 COSKUN A 2-Pts made (2 In)	14-18	-4	
09:42	13 CHRISTINK L Assist			
09:17				13 FUJIMOTO R 2-Pts missed (2 out)
09:15	13 CHRISTINK L Defensive Rebound			
09:04	14 COSKUN A 2-Pts missed (2 out)			
09:00				12 KYOYA K Defensive Rebound
08:54				8 KORETOMO K Turnover
08:54	12 WOLK S Player IN <<----			
08:54	15 KOHLER-LENZ D Player OUT ---->>			
08:54				6 MIYAJIMA T Player IN <<----
08:54				14 OSHIMA T Player OUT ---->>
08:30	8 BIENEK A 2-Pts made (2 In)	16-18	-2	
08:05		16-20	-4	13 FUJIMOTO R 2-Pts paint made (2 In)
08:03				12 KYOYA K Assist
07:50	8 BIENEK A 2 Pts paint missed (2 Out)			
07:48				6 MIYAJIMA T Defensive Rebound
07:42				8 KORETOMO K Turnover
07:42	12 WOLK S Steal			
07:35				6 MIYAJIMA T Personal foul
07:35	13 CHRISTINK L Foul On			
07:22	13 CHRISTINK L 2-Pts missed (2 out)			
07:22				12 KYOYA K Defensive Rebound
07:04		16-22	-6	8 KORETOMO K 2-Pts made (2 In)
06:50	13 CHRISTINK L 2 Pts paint missed (2 Out)			
06:44				13 FUJIMOTO R Defensive Rebound
06:25				12 KYOYA K 2-Pts missed (2 out)
06:22	8 BIENEK A Defensive Rebound			
06:15	14 COSKUN A 2-Pts made (2 In)	18-22	-4	
06:02	8 BIENEK A Blocked Shot			
06:02				11 FUJII S 2 Pts paint missed (2 Out)
06:02	Defensive Rebound			



## PLAY BY PLAY

文字比分播报

GER 56 vs 58 JPN

Attendance: 8580

Game Time	GER - Germany	Score	Lead	JPN - Japan
06:02				Time out
06:02	4 LOHMANN B Player IN <<----			
06:02	5 SCHUERMANN J Player OUT ---->>			
06:02				9 KOZAI H Player IN <<----
06:02				10 SUZUKI A Player IN <<----
06:02				6 MIYAJIMA T Player OUT ---->>
06:02				8 KORETOMO K Player OUT ---->>
05:52		18-24	-6	9 KOZAI H 2-Pts paint made (2 In)
05:34	14 COSKUN A 2-Pts missed (2 out)			
05:32				9 KOZAI H Defensive Rebound
05:27				11 FUJII S Turnover
05:10	8 BIENEK A 2-Pts missed (2 out)			
05:09				13 FUJIMOTO R Defensive Rebound
04:56		18-26	-8	11 FUJII S 2-Pts paint made (2 In)
04:53				13 FUJIMOTO R Assist
04:40	14 COSKUN A 2-Pts missed (2 out)			
04:38				9 KOZAI H Defensive Rebound
04:28				12 KYOYA K Turnover
04:28	8 BIENEK A Personal foul			
04:28	7 LEHMANN L Player IN <<----			
04:28	11 PASSIWAN D Player IN <<----			
04:23				11 FUJII S Foul On
04:18	9 FISCHER F Player IN <<----			
04:13				13 FUJIMOTO R 2-Pts missed (2 out)
04:06	4 LOHMANN B Defensive Rebound			
04:09	13 CHRISTINK L Player OUT ---->>			
04:09	8 BIENEK A Player OUT ---->>			
04:09	14 COSKUN A Player OUT ---->>			
04:06	11 PASSIWAN D 2-Pts made (2 In)	20-26	-6	
04:06				13 FUJIMOTO R Personal foul
04:06	11 PASSIWAN D Foul On			
04:01	11 PASSIWAN D Free Throw missed (1 Out)			
03:58				11 FUJII S Defensive Rebound
03:41	9 FISCHER F Defensive Rebound			
03:40				10 SUZUKI A 2-Pts missed (2 out)
03:21	4 LOHMANN B 2 Pts paint missed (2 Out)			
03:18				13 FUJIMOTO R Defensive Rebound
03:13				10 SUZUKI A Turnover
03:13	7 LEHMANN L Steal			
02:58	11 PASSIWAN D 2-Pts missed (2 out)			
02:56	11 PASSIWAN D Offensive Rebound			
02:56	11 PASSIWAN D 2 Pts paint missed (2 Out)			



## PLAY BY PLAY

文字比分播报

GER 56 vs 58 JPN

Attendance: 8580

Game Time	GER - Germany	Score	Lead	JPN - Japan
02:53	4 LOHMANN B Offensive Rebound			
02:46	7 LEHMANN L 3-Pts made (3 In)	23-26	-3	
02:35	7 LEHMANN L Personal foul			
02:35				10 SUZUKI A Foul On
02:35				12 KYOYA K Player OUT ---->>
02:35				7 SATO S Player IN <<----
02:35				10 SUZUKI A Free Throw missed (1 Out)
02:35				10 SUZUKI A Free Throw missed (1 Out)
02:33	7 LEHMANN L Defensive Rebound			
02:19				10 SUZUKI A Personal foul
02:19	7 LEHMANN L Foul On			
02:19				8 KORETOMO K Player IN <<----
02:19				14 OSHIMA T Player IN <<----
02:19				9 KOZAI H Player OUT ---->>
02:19				10 SUZUKI A Player OUT ---->>
02:13	11 PASSIWAN D Turnover			
02:13				13 FUJIMOTO R Steal
02:13	12 WOLK S Personal foul			
02:13				13 FUJIMOTO R Foul On
02:02		23-28	-5	11 FUJII S 2-Pts made (2 In)
02:02				13 FUJIMOTO R Assist
02:02	9 FISCHER F Personal foul			
02:02				11 FUJII S Foul On
01:45				13 FUJIMOTO R 2-Pts missed (2 out)
01:43	7 LEHMANN L Defensive Rebound			
01:34				7 SATO S Personal foul
01:34	12 WOLK S Foul On			
01:34				Time out
01:21	11 PASSIWAN D 2-Pts missed (2 out)			
01:21	11 PASSIWAN D Offensive Rebound			
01:21	11 PASSIWAN D 2-Pts paint made (2 In)	25-28	-3	
01:21	7 LEHMANN L Personal foul			
01:21				13 FUJIMOTO R Foul On
01:21		25-29	-4	13 FUJIMOTO R Free Throw made (1 In)
01:20		25-30	-5	13 FUJIMOTO R Free Throw made (1 In)
01:05	12 WOLK S 2 Pts paint missed (2 Out)			
01:04				8 KORETOMO K Defensive Rebound
00:51	9 FISCHER F Steal			
00:51				14 OSHIMA T Turnover
00:46	7 LEHMANN L Turnover			
00:46				8 KORETOMO K Steal
00:42	9 FISCHER F Steal			



## PLAY BY PLAY

文字比分播报

GER 56 vs 58 JPN

Attendance: 8580

Game Time	GER - Germany	Score	Lead	JPN - Japan
00:42				14 OSHIMA T Turnover
00:29	11 PASSIWAN D 2-Pts missed (2 out)			
00:29				Defensive Rebound
00:28	9 FISCHER F Personal foul			
00:28				11 FUJII S Foul On
00:28				11 FUJII S Free Throw missed (1 Out)
00:27				11 FUJII S Free Throw missed (1 Out)
00:22	7 LEHMANN L Defensive Rebound			
00:19				13 FUJIMOTO R Personal foul
00:19	11 PASSIWAN D Foul On			
00:19	11 PASSIWAN D Free Throw made (1 In)	26-30	-4	
00:19	11 PASSIWAN D Free Throw made (1 In)	27-30	-3	
00:08		27-32	-5	8 KORETOMO K 2-Pts paint made (2 In)
00:06				8 KORETOMO K Fast Break
00:05				14 OSHIMA T Personal foul
00:05	9 FISCHER F Foul On			
00:01	9 FISCHER F Free Throw made (1 In)	28-32	-4	
00:00	9 FISCHER F Free Throw made (1 In)	29-32	-3	

## THIRD QUARTER

### Quarter Starters:

GER 15 KOHLER-LENZ D    5 SCHUERMAN J    7 LEHMANN L    13 CHRISTINK L    14 COSKUN A  
JPN 9 KOZAI H    13 FUJIMOTO R    10 SUZUKI A    11 FUJII S    12 KYOYA K

Game Time	GER - Germany	Score	Lead	JPN - Japan
10:00				9 KOZAI H Player IN <<----
10:00				13 FUJIMOTO R Player IN <<----
10:00				10 SUZUKI A Player IN <<----
10:00				11 FUJII S Player IN <<----
10:00				12 KYOYA K Player IN <<----
10:00	15 KOHLER-LENZ D Player IN <<----			
10:00	5 SCHUERMAN J Player IN <<----			
10:00	7 LEHMANN L Player IN <<----			
10:00	13 CHRISTINK L Player IN <<----			
10:00	14 COSKUN A Player IN <<----			
10:00	Tap off situation, throw-in			
09:48	13 CHRISTINK L 2-Pts paint made (2 In)	31-32	-1	
09:46	7 LEHMANN L Assist			
09:28				9 KOZAI H 2-Pts missed (2 out)
09:27	7 LEHMANN L Defensive Rebound			
09:15	13 CHRISTINK L 2-Pts missed (2 out)			
09:13				10 SUZUKI A Defensive Rebound
08:54				9 KOZAI H 2-Pts missed (2 out)



## PLAY BY PLAY

文字比分播报

GER 56 vs 58 JPN

Attendance: 8580

Game Time	GER - Germany	Score	Lead	JPN - Japan
08:52	15 KOHLER-LENZ D Defensive Rebound			
08:40	5 SCHUERMANN J 2 Pts paint missed (2 Out)			
08:37				13 FUJIMOTO R Defensive Rebound
08:30		31-34	-3	10 SUZUKI A 2-Pts made (2 In)
08:28				10 SUZUKI A Fast Break
08:10	7 LEHMANN L 2-Pts missed (2 out)			
08:10				13 FUJIMOTO R Defensive Rebound
08:10	7 LEHMANN L Personal foul			
08:10				11 FUJII S Foul On
07:54		31-37	-6	9 KOZAI H 3-Pts made (3 In)
07:35				9 KOZAI H Steal
07:35	14 COSKUN A Turnover			
07:28				9 KOZAI H Fast Break
07:26		31-39	-8	9 KOZAI H 2-Pts paint made (2 In)
07:09	14 COSKUN A 2-Pts made (2 In)	33-39	-6	
07:05	7 LEHMANN L Assist			
06:48	15 KOHLER-LENZ D Defensive Rebound			
06:46				9 KOZAI H 2 Pts paint missed (2 Out)
06:33	7 LEHMANN L 2 Pts paint missed (2 Out)			
06:31	7 LEHMANN L Offensive Rebound			
06:31	7 LEHMANN L 2 Pts paint missed (2 Out)			
06:20	15 KOHLER-LENZ D Offensive Rebound			
06:20	15 KOHLER-LENZ D 2-Pts paint made (2 In)	35-39	-4	
06:20				12 KYOYA K Turnover
06:20				8 KORETOMO K Player IN <<----
06:20				14 OSHIMA T Player IN <<----
06:20				9 KOZAI H Player OUT ---->>
06:20				10 SUZUKI A Player OUT ---->>
06:11				11 FUJII S Personal foul
06:11	14 COSKUN A Foul On			
06:06	7 LEHMANN L 2 Pts paint missed (2 Out)			
06:04				14 OSHIMA T Defensive Rebound
05:49	15 KOHLER-LENZ D Defensive Rebound			
05:47				8 KORETOMO K 2 Pts paint missed (2 Out)
05:36	13 CHRISTINK L 2-Pts missed (2 out)			
05:36				14 OSHIMA T Defensive Rebound
05:36	14 COSKUN A Personal foul			
05:36				14 OSHIMA T Foul On
05:36	8 BIENEK A Player IN <<----			
05:36	7 LEHMANN L Player OUT ---->>			
05:17		35-41	-6	8 KORETOMO K 2-Pts made (2 In)
05:02				11 FUJII S Personal foul





## PLAY BY PLAY

文字比分播报

GER 56 vs 58 JPN

Attendance: 8580

Game Time	GER - Germany	Score	Lead	JPN - Japan
05:02	13 CHRISTINK L Foul On			
04:49	13 CHRISTINK L 2-Pts missed (2 out)			
04:46				11 FUJII S Defensive Rebound
04:34				11 FUJII S 2-Pts missed (2 out)
04:31	15 KOHLER-LENZ D Defensive Rebound			
04:23	14 COSKUN A Foul On			
04:23				11 FUJII S Personal foul
04:23	14 COSKUN A Free Throw missed (1 Out)			
04:23	14 COSKUN A Free Throw made (1 In)	36-41	-5	
04:23				4 MIURA F Player IN <<----
04:23				5 MORI N Player IN <<----
04:23				8 KORETOMO K Player OUT ---->>
04:23				11 FUJII S Player OUT ---->>
04:08				4 MIURA F 3-Pts missed (3 Out)
04:06	15 KOHLER-LENZ D Defensive Rebound			
03:50	13 CHRISTINK L Turnover			
03:50				5 MORI N Steal
03:47				4 MIURA F 2 Pts paint missed (2 Out)
03:47	Defensive Rebound			
03:34	14 COSKUN A 2-Pts missed (2 out)			
03:34				5 MORI N Defensive Rebound
03:15	5 SCHUERMANN J Personal foul			
03:15				13 FUJIMOTO R Foul On
03:13				5 MORI N Turnover
03:13	9 FISCHER F Player IN <<----			
03:13	11 PASSIWAN D Player IN <<----			
03:13	13 CHRISTINK L Player OUT ---->>			
03:13	14 COSKUN A Player OUT ---->>			
02:53	5 SCHUERMANN J 2-Pts missed (2 out)			
02:53	8 BIENEK A Offensive Rebound			
02:53	8 BIENEK A Foul On			
02:53				5 MORI N Personal foul
02:53				9 KOZAI H Player IN <<----
02:53				10 SUZUKI A Player IN <<----
02:53				11 FUJII S Player IN <<----
02:53				4 MIURA F Player OUT ---->>
02:53				5 MORI N Player OUT ---->>
02:53				14 OSHIMA T Player OUT ---->>
02:53	8 BIENEK A Free Throw missed (1 Out)			
02:53	8 BIENEK A Free Throw made (1 In)	37-41	-4	
02:43		37-43	-6	13 FUJIMOTO R 2-Pts paint made (2 In)
02:43				9 KOZAI H Assist



## PLAY BY PLAY

文字比分播报

GER 56 vs 58 JPN

Attendance: 8580

Game Time	GER - Germany	Score	Lead	JPN - Japan
02:43	8 BIENEK A Personal foul			
02:43				13 FUJIMOTO R Foul On
02:42				13 FUJIMOTO R Free Throw missed (1 Out)
02:41				Offensive Rebound
02:30				13 FUJIMOTO R 2 Pts paint missed (2 Out)
02:24	Defensive Rebound			
02:13	9 FISCHER F 2-Pts made (2 In)	39-43	-4	
02:12	11 PASSIWAN D Assist			
01:52				13 FUJIMOTO R 2-Pts missed (2 out)
01:50	11 PASSIWAN D Defensive Rebound			
01:40	11 PASSIWAN D 2 Pts paint missed (2 Out)			
01:38				11 FUJII S Defensive Rebound
01:27				Tap off situation, throw-in
01:20				13 FUJIMOTO R 2 Pts paint missed (2 Out)
01:18	8 BIENEK A Defensive Rebound			
01:06	9 FISCHER F 2 Pts paint missed (2 Out)			
01:04				9 KOZAI H Defensive Rebound
00:59	11 PASSIWAN D Steal			
00:59				10 SUZUKI A Turnover
00:57				12 KYOYA K Personal foul
00:57	15 KOHLER-LENZ D Foul On			
00:57	15 KOHLER-LENZ D Free Throw made (1 In)	40-43	-3	
00:57	15 KOHLER-LENZ D Free Throw made (1 In)	41-43	-2	
00:39		41-45	-4	9 KOZAI H 2-Pts made (2 In)
00:20	9 FISCHER F 2-Pts missed (2 out)			
00:20				12 KYOYA K Defensive Rebound
00:20				9 KOZAI H Foul On
00:20	9 FISCHER F Personal foul			
00:20		41-46	-5	9 KOZAI H Free Throw made (1 In)
00:20				9 KOZAI H Free Throw missed (1 Out)
00:18	8 BIENEK A Defensive Rebound			
00:09	11 PASSIWAN D 2-Pts missed (2 out)			
00:01	11 PASSIWAN D Offensive Rebound			
00:00	11 PASSIWAN D 2-Pts paint made (2 In)	43-46	-3	

## FOURTH QUARTER

### Quarter Starters:

GER

JPN

Game Time	GER - Germany	Score	Lead	JPN - Japan
10:00				9 KOZAI H Player IN <<----
10:00				10 SUZUKI A Player IN <<-----



## PLAY BY PLAY

文字比分播报

GER 56 vs 58 JPN

Attendance: 8580

Game Time	GER - Germany	Score	Lead	JPN - Japan
10:00				11 FUJII S Player IN <<----
10:00				12 KYOYA K Player IN <<----
10:00				13 FUJIMOTO R Player IN <<----
10:00	11 PASSIWAN D Player IN <<----			
10:00	5 SCHUERMANN J Player IN <<----			
10:00	9 FISCHER F Player IN <<----			
10:00	15 KOHLER-LENZ D Player IN <<----			
10:00	8 BIENEK A Player IN <<----			
00:00	Tap off situation, throw-in			
09:37				13 FUJIMOTO R Defensive Rebound
09:36	8 BIENEK A 2 Pts paint missed (2 Out)			
09:19				9 KOZAI H 2-Pts missed (2 out)
09:18	8 BIENEK A Defensive Rebound			
09:10	15 KOHLER-LENZ D 2-Pts paint made (2 In)	45-46	-1	
09:09	11 PASSIWAN D Assist			
08:39				9 KOZAI H 2-Pts missed (2 out)
08:37	5 SCHUERMANN J Defensive Rebound			
08:30	11 PASSIWAN D 2 Pts paint missed (2 Out)			
08:29				10 SUZUKI A Defensive Rebound
08:16		45-48	-3	9 KOZAI H 2-Pts made (2 In)
08:00	11 PASSIWAN D 2-Pts missed (2 out)			
07:58				13 FUJIMOTO R Defensive Rebound
07:49		45-50	-5	13 FUJIMOTO R 2-Pts made (2 In)
07:19	15 KOHLER-LENZ D 2-Pts missed (2 out)			
07:17				10 SUZUKI A Defensive Rebound
07:14				13 FUJIMOTO R Turnover
07:14	8 BIENEK A Steal			
07:01	11 PASSIWAN D 2-Pts missed (2 out)			
06:59	9 FISCHER F Offensive Rebound			
06:49	8 BIENEK A 2-Pts missed (2 out)			
06:49				Defensive Rebound
06:49	7 LEHMANN L Player IN <<----			
06:49	13 CHRISTINK L Player IN <<----			
06:49	14 COSKUN A Player IN <<----			
06:49	8 BIENEK A Player OUT ---->>			
06:49	9 FISCHER F Player OUT ---->>			
06:49	11 PASSIWAN D Player OUT ---->>			
06:31				10 SUZUKI A 2-Pts missed (2 out)
06:31	Defensive Rebound			
06:31				14 OSHIMA T Player IN <<----
06:31				8 KORETOMO K Player IN <<----
06:31				9 KOZAI H Player OUT ---->>



## PLAY BY PLAY

文字比分播报

GER 56 vs 58 JPN

Attendance: 8580

Game Time	GER - Germany	Score	Lead	JPN - Japan
06:31				10 SUZUKI A Player OUT ---->>
06:04	7 LEHMANN L 2 Pts paint missed (2 Out)			
06:00				14 OSHIMA T Defensive Rebound
06:00				8 KORETOMO K Turnover
06:00				Time out
06:00	8 BIENEK A Personal foul			
06:00				11 FUJII S Foul On
05:34	13 CHRISTINK L 2-Pts made (2 In)	47-50	-3	
05:30	7 LEHMANN L Assist			
05:11		47-52	-5	13 FUJIMOTO R 2-Pts made (2 In)
04:59	15 KOHLER-LENZ D 2-Pts paint made (2 In)	49-52	-3	
04:59	7 LEHMANN L Assist			
04:34				13 FUJIMOTO R 2-Pts missed (2 out)
04:31	15 KOHLER-LENZ D Defensive Rebound			
04:22	15 KOHLER-LENZ D 2 Pts paint missed (2 Out)			
04:18				Defensive Rebound
04:18				15 MAEDA K Player IN <<----
04:18				13 FUJIMOTO R Player OUT ---->>
03:51				15 MAEDA K 2-Pts missed (2 out)
03:48	15 KOHLER-LENZ D Defensive Rebound			
03:40	15 KOHLER-LENZ D 2-Pts paint made (2 In)	51-52	-1	
03:40	7 LEHMANN L Assist			
03:40				8 KORETOMO K Personal foul
03:40	15 KOHLER-LENZ D Foul On			
03:40				Time out
03:40				6 MIYAJIMA T Player IN <<----
03:40				9 KOZAI H Player IN <<----
03:40				8 KORETOMO K Player OUT ---->>
03:40				15 MAEDA K Player OUT ---->>
03:33				6 MIYAJIMA T Defensive Rebound
03:33	15 KOHLER-LENZ D Free Throw missed (1 Out)			
03:27	7 LEHMANN L Personal foul			
03:27				6 MIYAJIMA T Foul On
03:13				9 KOZAI H Turnover
03:13	13 CHRISTINK L Steal			
02:53	14 COSKUN A 2-Pts made (2 In)	53-52	+1	
02:19	15 KOHLER-LENZ D Defensive Rebound			
02:17				9 KOZAI H 3-Pts missed (3 Out)
02:14				13 FUJIMOTO R Player IN <<----
02:14				10 SUZUKI A Player IN <<----
02:14				6 MIYAJIMA T Player OUT ---->>
02:14				14 OSHIMA T Player OUT ---->>



## PLAY BY PLAY

文字比分播报

GER 56 vs 58 JPN

Attendance: 8580

Game Time	GER - Germany	Score	Lead	JPN - Japan
01:55	14 COSKUN A 2-Pts missed (2 out)			
01:53				13 FUJIMOTO R Defensive Rebound
01:44		53-54	-1	9 KOZAI H 2-Pts made (2 In)
01:43				9 KOZAI H Fast Break
01:41				10 SUZUKI A Assist
01:29	14 COSKUN A 2 Pts paint missed (2 Out)			
01:27				13 FUJIMOTO R Defensive Rebound
01:21	14 COSKUN A Steal			
01:21				11 FUJII S Turnover
01:18	13 CHRISTINK L Turnover			
01:18	Time out			
01:05		53-56	-3	9 KOZAI H 2-Pts made (2 In)
00:45	7 LEHMANN L 2-Pts missed (2 out)			
00:40	7 LEHMANN L Offensive Rebound			
00:40	7 LEHMANN L 2 Pts paint missed (2 Out)			
00:38				10 SUZUKI A Defensive Rebound
00:31	13 CHRISTINK L Steal			
00:31				10 SUZUKI A Turnover
00:24	13 CHRISTINK L 3-Pts made (3 In)	56-56	0	
00:24				Time out
00:04		56-58	-2	10 SUZUKI A 2-Pts made (2 In)
00:04	Time out			
00:00	14 COSKUN A 3-Pts missed (3 Out)			



## RESULTS

比赛成绩

### GER 29 vs 32 JPN

Attendance: 8580

Referee: GIORDANO Sergio (CAN)

Commissioner: KERR Trevor Andrew (CAN)

Umpires: SALGUERO Cristian Ariel (ARG); GREGORY Christopher (GBR)

Classifier: LACHANCE Anne (CAN)

		Q1		Q2	
Scoring by 5 min intervals:	GER	4	12	18	29
	JPN	6	18	24	32

#### GER - GERMANY

No.	Name	Sport Class	MIN	Field Goals		2 Points		3 Points		Free Throws		Rebounds			AS	TO	ST	BS	PF	FO	PTS
				M/A	%	M/A	%	M/A	%	M/A	%	OR	DR	TOT							
*5	SCHUERMANN Jens	1.0	13:58	1/3	33	1/3	33												1	1	2
*7	LEHMANN Lars	3.0	09:20	1/2	50	0/1	0	1/1	100			3	3	1	1	1			2	1	3
*9	FISCHER Florian	1.5	09:10							2/2	100	1	1			2			3	1	2
*11	PASSIWAN Dirk	4.5	09:20	3/11	27	3/10	30	0/1	0	2/3	67	2	2	4		1	1			2	8
*15	KOHLER-LENZ Dirk	4.0	11:06	1/1	100	1/1	100			0/1	0					1			1	1	2
4	LOHMANN Bjoern	1.0	06:02	0/1	0	0/1	0					1	1	2							0
6	QUALI Mimoun	3.0	00:00																		0
8	BIENEK Andre	3.0	10:59	1/4	25	1/4	25					3	3			1		1	2	1	2
10	KRESS Andreas	3.5	00:00																		0
12	WOLK Sebastian	4.0	08:54	0/1	0	0/1	0									1			1	1	0
13	CHRISTINK Lars (C)	2.0	10:59	1/3	33	1/3	33					1	1	2					2	1	2
14	COSKUN Ahmet	4.0	10:59	4/8	50	4/8	50														8
Team/Coach																					
<b>Totals</b>				12/34	35	11/32	34	1/2	50	4/6	67	3	12	15	3	4	5	1	12	9	29
Coach		WIEGMANN Frits																			
Assistant Coach		MOERTL Sigg																			

#### JPN - JAPAN

No.	Name	Sport Class	MIN	Field Goals		2 Points		3 Points		Free Throws		Rebounds			AS	TO	ST	BS	PF	FO	PTS	
				M/A	%	M/A	%	M/A	%	M/A	%	OR	DR	TOT								
*9	KOZAI Hiroaki	3.5	10:08	3/3	100	3/3	100					1	3	4	1	1			1	1	6	
*10	SUZUKI Akimasa	3.5	09:36	0/2	0	0/2	0			0/2	0	1	1		3				2	2	0	
*11	FUJII Shingo (C)	1.5	18:59	2/4	50	2/4	50			0/2	0	1	1		3				3	4		
*12	KYOYA Kazuyuki	1.0	17:25	1/2	50	1/2	50					2	2	2	1						2	
*13	FUJIMOTO Reo	4.5	18:27	4/8	50	4/8	50			2/2	100	9	9	2		2			2	4	10	
4	MIURA Fumiharu	2.5	00:00																		0	
5	MORI Noriyuki	2.0	00:00																		0	
6	MIYAJIMA Tetsuya	4.0	04:25	1/1	100	1/1	100					1	1	2					1	2		
7	SATO Satoshi	1.0	02:35																		0	
8	KORETOMO Keisuke	3.0	09:52	4/4	100	4/4	100			0/1	0	2	2	1	3	1			1	2	8	
14	OSHIMA Tomohiko	4.0	08:33	0/2	0	0/2	0					1	1		2				1	0		
15	MAEDA Kenzo	4.5	00:00																		0	
Team/Coach																						
<b>Totals</b>				15/26	58	15/26	58			2/7	29	2	21	23	6	13	3			9	12	32
Coach		OKUHARA Akio																				
Assistant Coach		SAKANO Haruo																				

	GER	JPN
Points from Turnovers	5	4
Points in the Paint	6	24
Second Chance Points	8	4
Fast Break Points	0	4

	GER	JPN
Biggest Lead	2	10
Biggest Scoring Run	6-0(16-18)	12-0(4-14)
Lead Changes	2	
Times Tied	2	

#### Legend:

%	Shooting Percentage	(C)	Captain	*	Starters	AS	Assists
BS	Blocked Shots	DR	Defensive Rebounds	FO	Fouls On	M/A	Made/Attempts
MIN	Minutes Played	OR	Offensive Rebounds	PF	Fouls	PTS	Points
Qx	Quarter Time	ST	Steals	TO	Turnovers	TOT	Total Rebounds



## RESULTS

比赛成绩

### GER 56 vs 58 JPN

Attendance: 8580

Referee: GIORDANO Sergio (CAN)

Commissioner: KERR Trevor Andrew (CAN)

Umpires: SALGUERO Cristian Ariel (ARG); GREGORY Christopher (GBR)

Classifier: LACHANCE Anne (CAN)

		Q1		Q2		Q3		Q4	
Scoring by 5 min intervals:	GER	4	12	18	29	35	43	47	56
	JPN	6	18	24	32	41	46	52	58

#### GER - GERMANY

No.	Name	Sport Class	MIN	Field Goals		2 Points		3 Points		Free Throws		Rebounds			AS	TO	ST	BS	PF	FO	PTS
				M/A	%	M/A	%	M/A	%	M/A	%	OR	DR	TOT							
*5	SCHUERMANN Jens	1.0	33:58	1/5	20	1/5	20						1	1					2	1	2
*7	LEHMANN Lars	3.0	20:33	1/9	11	0/8	0	1/1	100			2	4	6	6	1	1		4	1	3
*9	FISCHER Florian	1.5	15:34	1/3	33	1/3	33			2/2	100	1	1	2			2		4	1	4
*11	PASSIWAN Dirk	4.5	15:44	4/17	24	4/16	25	0/1	0	2/3	67	3	3	6	2	1	2			2	10
*15	KOHLER-LENZ Dirk	4.0	31:06	5/7	71	5/7	71			2/4	50	1	8	9		1		1	3	12	
4	LOHMANN Bjoern	1.0	06:02	0/1	0	0/1	0					1	1	2						0	
6	QUALI Mimoun	3.0	00:00																	0	
8	BIENEK Andre	3.0	19:46	1/6	17	1/6	17			1/2	50	1	6	7		1	1	1	4	2	3
10	KRESS Andreas	3.5	00:00																	0	
12	WOLK Sebastian	4.0	08:54	0/1	0	0/1	0										1		1	1	0
13	CHRISTINK Lars (C)	2.0	24:35	4/9	44	3/8	38	1/1	100			1	1	2	2	2		2	2	9	
14	COSKUN Ahmet	4.0	24:35	6/14	43	6/13	46	0/1	0	1/2	50					1	1		1	2	13
Team/Coach																					
<b>Totals</b>				23/72	32	21/68	31	2/4	50	8/13	62	9	29	38	10	7	10	1	19	15	56
Coach		WIEGMANN Frits																			
Assistant Coach		MOERTL Sigg																			

#### JPN - JAPAN

No.	Name	Sport Class	MIN	Field Goals		2 Points		3 Points		Free Throws		Rebounds			AS	TO	ST	BS	PF	FO	PTS
				M/A	%	M/A	%	M/A	%	M/A	%	OR	DR	TOT							
*9	KOZAI Hiroaki	3.5	23:50	9/15	60	8/13	62	1/2	50	1/2	50	1	4	5	2	2	1		1	2	20
*10	SUZUKI Akimasa	3.5	21:52	2/5	40	2/5	40			0/2	0		5	5	1	5			2	2	4
*11	FUJII Shingo (C)	1.5	37:29	2/5	40	2/5	40			0/2	0		3	3		4			3	5	4
*12	KYOYA Kazuyuki	1.0	37:25	1/2	50	1/2	50						3	3	2	2			1	2	2
*13	FUJIMOTO Reo	4.5	36:23	7/15	47	7/15	47			2/3	67		15	15	2	1	2		2	6	16
4	MIURA Fumiharu	2.5	01:30	0/2	0	0/1	0	0/1	0											0	
5	MORI Noriyuki	2.0	01:30										1	1		1	1		1	0	
6	MIYAJIMA Tetsuya	4.0	05:51	1/1	100	1/1	100					1	2	3				1	1	2	
7	SATO Satoshi	1.0	02:35																1	0	
8	KORETOMO Keisuke	3.0	14:40	5/6	83	5/6	83			0/1	0		2	2	1	4	1		2	2	10
14	OSHIMA Tomohiko	4.0	16:17	0/2	0	0/2	0						4	4		2			1	1	0
15	MAEDA Kenzo	4.5	00:38	0/1	0	0/1	0													0	
Team/Coach																					
<b>Totals</b>				27/54	50	26/51	51	1/3	33	3/10	30	3	42	45	8	21	5		15	19	58
Coach		OKUHARA Akio																			
Assistant Coach		SAKANO Haruo																			

	GER	JPN
Points from Turnovers	10	6
Points in the Paint	18	28
Second Chance Points	14	4
Fast Break Points	0	6

	GER	JPN
Biggest Lead	2	10
Biggest Scoring Run	6-0(16-18)	12-0(4-14)
Lead Changes	4	
Times Tied	3	

#### Legend:

%	Shooting Percentage	(C)	Captain	*	Starters	AS	Assists
BS	Blocked Shots	DR	Defensive Rebounds	FO	Fouls On	M/A	Made/Attempts
MIN	Minutes Played	OR	Offensive Rebounds	OTx	Overtime	PF	Fouls
PTS	Points	Qx	Quarter Time	ST	Steals	TO	Turnovers
TOT	Total Rebounds						



## START LIST

首发名单

### IRI - JPN

**Referee:** PURSGLOVE Ian Robert (GBR)  
**Umpires:** MARQUES Rui David (BRA); CALIGIURI Gabriele (AUS)

**Commissioner:** VIVIERS Nico Maritz Malan (RSA)  
**Classifier:** RIBEIRO Maria Sonia (BRA)

#### IRI - Islamic Republic of Iran

No.	Name	Pos	Age	Sport Class	Current Games Statistics						
					PPG	FG%	3FG%	FT%	RPG	APG	MPG (GP)
4	BOLAGHINALOU Saman	F	21	1.0	0.5	0		50		0.5	15:00 (2)
5	HESAMY ZADEH Zakaria	G	34	2.5	6.0	50	50		2.0		07:21 (1)
6	MANSOURI Hakim	F	23	2.0	0.0				1.0	1.0	13:26 (1)
7	AHMADI Ebrahim	C	22	4.0	0.0						00:00 (0)
8	DAGHAGHELEPOUR A	F	26	1.5	3.5	33	25	0	2.0	1.0	27:39 (2)
9	HOSSEIN POUR Esmaeel	F	25	1.5	1.0	17			2.5	0.5	26:57 (2)
10	AHMADI Alireza	G	32	3.0	26.0	51	41	78	2.5	9.0	40:00 (2)
11	NAMI Gholamreza (C)	F	31	1.0	0.0						00:00 (0)
12	GHARIBLOO Morteza	C	29	4.0	21.5	58	0	83	14.5	0.5	34:13 (2)
13	SIEFI Bahman	F	22	2.0	0.0	0			2.0		07:21 (1)
14	GHOLAM AZAD Vahid	C	20	4.5	9.5	47			33	6.5	08:24 (2)
15	TORFI MENESHIDI Adel	C	31	4.0	17.5	48			38	9.5	33:41 (2)
Team			26.3		82.5	48	39	53	40.0	13.5	
<b>Coach</b>		KAMRAVA Abdolghafour									
<b>Assistant Coach</b>		ESHGH Kamal									

IRI Played		
PR	RSA	73-62
PR	SWE	92-66
PR	GER	10 SEP
PR	CAN	11 SEP

#### JPN - Japan

No.	Name	Pos	Age	Sport Class	Current Games Statistics						
					PPG	FG%	3FG%	FT%	RPG	APG	MPG (GP)
4	MIURA Fumiharu	G	29	2.5	0.0	0	0				00:50 (2)
5	MORI Noriyuki	F	37	2.0	0.0	0			1.0	0.5	06:30 (2)
6	MIYAJIMA Tetsuya	C	19	4.0	2.0	40			3.5	0.5	06:58 (2)
7	SATO Satoshi	F	32	1.0	0.0				0.5		02:08 (2)
8	KORETOMO Keisuke	G	37	3.0	5.0	63	0	0	2.5	0.5	09:02 (2)
9	KOZAI Hiroaki	F	20	3.5	19.5	47	33	60	5.5	2.0	28:44 (2)
10	SUZUKI Akimasa	F	31	3.5	10.0	69			50	6.0	30:13 (2)
11	FUJII Shingo (C)	G	30	1.5	3.0	25	0	0	3.0	2.0	33:04 (2)
12	KYOYA Kazuyuki	G	37	1.0	1.0	14	0	0	3.5	1.5	37:47 (2)
13	FUJIMOTO Reo	C	24	4.5	12.0	28	0	50	13.0	2.0	32:06 (2)
14	OSHIMA Tomohiko	C	37	4.0	1.0	25			3.0	0.5	12:18 (2)
15	MAEDA Kenzo	F	33	4.5	0.0	0					00:38 (1)
Team			30.5		53.5	38	18	41	41.5	11.5	
<b>Coach</b>		OKUHARA Akio									
<b>Assistant Coach</b>		SAKANO Haruo									

JPN Played		
PR	SWE	49-61
PR	GER	58-56
PR	CAN	10 SEP
PR	RSA	11 SEP

#### Legend:

3FG%	3 Field Goals %	APG	Assists per Game	C	Centre	F	Forward
FG%	Field Goals %	FT%	Free Throws %	G	Guard	GP	Games Played
MPG	Minutes Played per Game	Pos	Playing Position	PPG	Points per Game	PR	Preliminary Round
RPG	Rebounds per Game						





## PLAY BY PLAY

文字比分播报

IRI 27 vs 21 JPN

Attendance: 1095

Scoring by 5 min intervals:

	Q1		Q2	
IRI	5	9	21	27
JPN	4	6	16	21

### FIRST QUARTER

#### Quarter Starters:

IRI 8 DAGHAGHELEPOUR A 9 HOSSEIN POUR E 10 AHMADI A 12 GHARIBLOO M 15 TORFI MENESHIDI A  
JPN 10 SUZUKI A 11 FUJII S 12 KYOYA K 13 FUJIMOTO R 9 KOZAI H

Game Time	IRI - Iran	Score	Lead	JPN - Japan
10:00	8 DAGHAGHELEPOUR A Player IN <<-----			
10:00	9 HOSSEIN POUR E Player IN <<-----			
10:00	10 AHMADI A Player IN <<-----			
10:00	12 GHARIBLOO M Player IN <<-----			
10:00	15 TORFI MENESHIDI A Player IN <<-----			
10:00				10 SUZUKI A Player IN <<-----
10:00				11 FUJII S Player IN <<-----
10:00				12 KYOYA K Player IN <<-----
10:00				13 FUJIMOTO R Player IN <<-----
10:00				9 KOZAI H Player IN <<-----
10:00	12 GHARIBLOO M Tap off lost			13 FUJIMOTO R Tap off won
09:50	8 DAGHAGHELEPOUR A Steal			
09:50				12 KYOYA K Turnover
09:46	8 DAGHAGHELEPOUR A Fast Break			
09:44	8 DAGHAGHELEPOUR A 2-Pts paint made (2 In)	2-0	+2	
09:34				9 KOZAI H Turnover
09:34	10 AHMADI A Steal			
09:16	10 AHMADI A 3-Pts missed (3 Out)			
09:13				13 FUJIMOTO R Defensive Rebound
09:01				9 KOZAI H 3-Pts missed (3 Out)
09:00	Defensive Rebound			
08:48				11 FUJII S Personal foul
08:48	12 GHARIBLOO M Foul On			
08:48	12 GHARIBLOO M Free Throw missed (1 Out)			
08:48	12 GHARIBLOO M Free Throw made (1 In)	3-0	+3	
08:32				11 FUJII S 2 Pts paint missed (2 Out)
08:27				13 FUJIMOTO R Offensive Rebound
08:25	10 AHMADI A Personal foul			
08:25				9 KOZAI H Foul On
08:25				9 KOZAI H Free Throw missed (1 Out)
08:25				9 KOZAI H Free Throw missed (1 Out)
08:22	15 TORFI MENESHIDI A Defensive Rebound			
08:12	9 HOSSEIN POUR E Turnover			
07:52				12 KYOYA K 2-Pts missed (2 out)



## PLAY BY PLAY

文字比分播报

IRI 27 vs 21 JPN

Attendance: 1095

Game Time	IRI - Iran	Score	Lead	JPN - Japan
07:50	15 TORFI MENESHIDI A Defensive Rebound			
07:45	12 GHARIBLOO M Turnover			
07:45	9 HOSSEIN POUR E Steal			
07:45				10 SUZUKI A Turnover
07:23	10 AHMADI A 3-Pts missed (3 Out)			
07:20				13 FUJIMOTO R Defensive Rebound
07:18				13 FUJIMOTO R Turnover
07:18				9 KOZAI H Player OUT ---->>
07:18				11 FUJII S Player OUT ---->>
07:18				5 MORI N Player IN <<----
07:18				8 KORETOMO K Player IN <<----
07:03	10 AHMADI A 2-Pts paint made (2 In)	5-0	+5	
07:02	9 HOSSEIN POUR E Assist			
06:44		5-2	+3	10 SUZUKI A 2-Pts paint made (2 In)
06:42				8 KORETOMO K Assist
06:21	12 GHARIBLOO M 2-Pts missed (2 out)			
06:19				5 MORI N Defensive Rebound
06:15				13 FUJIMOTO R Turnover
06:15	9 HOSSEIN POUR E Steal			
06:06	12 GHARIBLOO M 2 Pts paint missed (2 Out)			
06:04	15 TORFI MENESHIDI A Offensive Rebound			
05:55	8 DAGHAGHELEPOUR A 3-Pts missed (3 Out)			
05:53				8 KORETOMO K Defensive Rebound
05:36		5-4	+1	5 MORI N 2-Pts made (2 In)
05:06	8 DAGHAGHELEPOUR A Turnover			
04:53	8 DAGHAGHELEPOUR A Personal foul			
04:53				10 SUZUKI A Foul On
04:53		5-5	0	10 SUZUKI A Free Throw made (1 In)
04:52				10 SUZUKI A Free Throw missed (1 Out)
04:50	15 TORFI MENESHIDI A Defensive Rebound			
04:33	15 TORFI MENESHIDI A 2-Pts missed (2 out)			
04:32				5 MORI N Defensive Rebound
04:15	9 HOSSEIN POUR E Steal			
04:15				8 KORETOMO K Turnover
04:15				12 KYOYA K Personal foul
04:15	9 HOSSEIN POUR E Foul On			
03:58	10 AHMADI A Turnover			
03:42				8 KORETOMO K 3-Pts missed (3 Out)
03:41	15 TORFI MENESHIDI A Defensive Rebound			
03:32	15 TORFI MENESHIDI A Offensive foul			
03:32	15 TORFI MENESHIDI A Turnover			
03:32				12 KYOYA K Foul On



## PLAY BY PLAY

文字比分播报

IRI 27 vs 21 JPN

Attendance: 1095

Game Time	IRI - Iran	Score	Lead	JPN - Japan
03:32				12 KYOYA K Steal
03:32				8 KORETOMO K Turnover
03:19	10 AHMADI A Turnover			
03:02				5 MORI N Turnover
03:02	8 DAGHAGHELEPOUR A Steal			
02:43	12 GHARIBLOO M 2-Pts missed (2 out)			
02:38				8 KORETOMO K Defensive Rebound
02:34				13 FUJIMOTO R Turnover
02:34	10 AHMADI A Player OUT ---->>			
02:34	5 HESAMY ZADEH Z Player IN <<----			
02:34	15 TORFI MENESHIDI A Player OUT ---->>			
02:34	14 GHOLAM AZAD V Player IN <<----			
02:16	12 GHARIBLOO M 2-Pts made (2 In)	7-5	+2	
02:07	12 GHARIBLOO M Personal foul			
02:07				10 SUZUKI A Foul On
01:54	14 GHOLAM AZAD V Personal foul			
01:54				13 FUJIMOTO R Foul On
01:54				13 FUJIMOTO R Free Throw missed (1 Out)
01:54		7-6	+1	13 FUJIMOTO R Free Throw made (1 In)
01:39	5 HESAMY ZADEH Z 3-Pts missed (3 Out)			
01:39				Defensive Rebound
01:14				13 FUJIMOTO R 2-Pts missed (2 out)
01:12				13 FUJIMOTO R Offensive Rebound
01:04				5 MORI N Turnover
01:04	9 HOSSEIN POUR E Offensive foul			
01:04	9 HOSSEIN POUR E Turnover			
01:04				5 MORI N Foul On
01:04				5 MORI N Steal
00:37				8 KORETOMO K 2-Pts missed (2 out)
00:36				10 SUZUKI A Offensive Rebound
00:36				10 SUZUKI A 2 Pts paint missed (2 Out)
00:35	Defensive Rebound			
00:18	5 HESAMY ZADEH Z 2-Pts paint made (2 In)	9-6	+3	
00:02				13 FUJIMOTO R 2-Pts missed (2 out)
00:02	Defensive Rebound			

## SECOND QUARTER

### Quarter Starters:

IRI 5 HESAMY ZADEH Z    8 DAGHAGHELEPOUR A    9 HOSSEIN POUR E    12 GHARIBLOO M    14 GHOLAM AZAD V  
JPN 10 SUZUKI A    9 KOZAI H    11 FUJII S    12 KYOYA K    13 FUJIMOTO R

Game Time	IRI - Iran	Score	Lead	JPN - Japan
10:00				10 SUZUKI A Player IN <<----



## PLAY BY PLAY

文字比分播报

IRI 27 vs 21 JPN

Attendance: 1095

Game Time	IRI - Iran	Score	Lead	JPN - Japan
10:00				9 KOZAI H Player IN <<----
10:00				11 FUJII S Player IN <<----
10:00				12 KYOYA K Player IN <<----
10:00				13 FUJIMOTO R Player IN <<----
10:00	5 HESAMY ZADEH Z Player IN <<----			
10:00	8 DAGHAGHELEPOUR A Player IN <<----			
10:00	9 HOSSEIN POUR E Player IN <<----			
10:00	12 GHARIBLOO M Player IN <<----			
10:00	14 GHOLAM AZAD V Player IN <<----			
09:59				11 FUJII S Tap off situation, throw-in
09:48		9-8	+1	10 SUZUKI A 2-Pts paint made (2 In)
09:48				9 KOZAI H Assist
09:29	12 GHARIBLOO M 2-Pts made (2 In)	11-8	+3	
09:26	5 HESAMY ZADEH Z Assist			
09:04		11-10	+1	9 KOZAI H 2-Pts made (2 In)
09:02				10 SUZUKI A Assist
08:43	5 HESAMY ZADEH Z 3-Pts made (3 In)	14-10	+4	
08:24		14-12	+2	13 FUJIMOTO R 2-Pts made (2 In)
08:24	5 HESAMY ZADEH Z Personal foul			
08:24				13 FUJIMOTO R Foul On
08:24				13 FUJIMOTO R Free Throw missed (1 Out)
08:21	14 GHOLAM AZAD V Defensive Rebound			
08:03	5 HESAMY ZADEH Z 3-Pts missed (3 Out)			
08:01				10 SUZUKI A Defensive Rebound
07:51				13 FUJIMOTO R Turnover
07:51	5 HESAMY ZADEH Z Steal			
07:51	5 HESAMY ZADEH Z Turnover			
07:34	2 Pts paint missed (2 Out)			
07:51	Defensive Rebound			
07:26				13 FUJIMOTO R Personal foul
07:26	12 GHARIBLOO M Foul On			
07:14	14 GHOLAM AZAD V 2 Pts paint missed (2 Out)			
07:12				11 FUJII S Defensive Rebound
07:06				13 FUJIMOTO R Fast Break
07:04		14-14	0	13 FUJIMOTO R 2-Pts paint made (2 In)
07:02				9 KOZAI H Assist
06:58				12 KYOYA K Personal foul
06:58	9 HOSSEIN POUR E Foul On			
06:45	5 HESAMY ZADEH Z 3-Pts made (3 In)	17-14	+3	
06:33				9 KOZAI H 3-Pts missed (3 Out)
06:31	14 GHOLAM AZAD V Defensive Rebound			
06:13	8 DAGHAGHELEPOUR A 3-Pts missed (3 Out)			



## PLAY BY PLAY

文字比分播报

IRI 27 vs 21 JPN

Attendance: 1095

Game Time	IRI - Iran	Score	Lead	JPN - Japan
06:12				9 KOZAI H Defensive Rebound
06:05				10 SUZUKI A Fast Break
06:03		17-16	+1	10 SUZUKI A 2-Pts paint made (2 In)
05:44	14 GHOLAM AZAD V 2-Pts made (2 In)	19-16	+3	
05:33				13 FUJIMOTO R Offensive foul
05:33				13 FUJIMOTO R Turnover
05:33	14 GHOLAM AZAD V Foul On			
05:33	14 GHOLAM AZAD V Steal			
05:33				12 KYOYA K Player OUT ---->>
05:33				7 SATO S Player IN <<----
05:33				Time out
05:30				10 SUZUKI A Personal foul
05:30	9 HOSSEIN POUR E Foul On			
05:23	5 HESAMY ZADEH Z 3-Pts missed (3 Out)			
05:19	14 GHOLAM AZAD V Offensive Rebound			
05:16	14 GHOLAM AZAD V 2 Pts paint missed (2 Out)			
05:14				13 FUJIMOTO R Defensive Rebound
05:13				13 FUJIMOTO R Turnover
05:13	14 GHOLAM AZAD V Steal			
05:09	14 GHOLAM AZAD V 2-Pts paint made (2 In)	21-16	+5	
04:51	12 GHARIBLOO M Personal foul			
04:51				13 FUJIMOTO R Foul On
04:51				13 FUJIMOTO R Free Throw missed (1 Out)
04:51		21-17	+4	13 FUJIMOTO R Free Throw made (1 In)
04:40	12 GHARIBLOO M 2-Pts paint made (2 In)	23-17	+6	
04:40	14 GHOLAM AZAD V Assist			
04:40				9 KOZAI H Personal foul
04:40	12 GHARIBLOO M Foul On			
04:40				13 FUJIMOTO R Player OUT ---->>
04:40				10 SUZUKI A Player OUT ---->>
04:40				6 MIYAJIMA T Player IN <<----
04:40				14 OSHIMA T Player IN <<----
04:39	12 GHARIBLOO M Free Throw missed (1 Out)			
04:37				Defensive Rebound
04:26				9 KOZAI H 2-Pts missed (2 out)
04:23	12 GHARIBLOO M Defensive Rebound			
04:17	5 HESAMY ZADEH Z 3-Pts missed (3 Out)			
04:16				7 SATO S Defensive Rebound
04:16	9 HOSSEIN POUR E Personal foul			
04:16				7 SATO S Foul On
03:58				9 KOZAI H Turnover
03:58	12 GHARIBLOO M Steal			



## PLAY BY PLAY

文字比分播报

IRI 27 vs 21 JPN

Attendance: 1095

Game Time	IRI - Iran	Score	Lead	JPN - Japan
03:52	8 DAGHAGHELEPOUR A 2 Pts paint missed (2 Out)			
03:50				11 FUJII S Defensive Rebound
03:37				14 OSHIMA T 2-Pts missed (2 out)
03:34				7 SATO S Offensive Rebound
03:30				9 KOZAI H 2-Pts missed (2 out)
03:29	8 DAGHAGHELEPOUR A Defensive Rebound			
03:17	5 HESAMY ZADEH Z 2-Pts missed (2 out)			
03:12	12 GHARIBLOO M Offensive Rebound			
03:12	12 GHARIBLOO M 2-Pts paint made (2 In)	25-17	+8	
02:58				11 FUJII S Turnover
02:58				9 KOZAI H Player OUT ---->>
02:58				10 SUZUKI A Player IN <<-----
02:58	5 HESAMY ZADEH Z Player OUT ---->>			
02:58	8 DAGHAGHELEPOUR A Player OUT ---->>			
02:58	9 HOSSEIN POUR E Player OUT ---->>			
02:58	14 GHOLAM AZAD V Player OUT ---->>			
02:58	4 BOLAGHINALOU S Player IN <<-----			
02:58	6 MANSOURI H Player IN <<-----			
02:58	10 AHMADI A Player IN <<-----			
02:58	15 TORFI MENESHIDI A Player IN <<-----			
02:43	4 BOLAGHINALOU S 2 Pts paint missed (2 Out)			
02:42				10 SUZUKI A Defensive Rebound
02:28	15 TORFI MENESHIDI A Steal			
02:28				10 SUZUKI A Turnover
02:22	10 AHMADI A 2-Pts paint made (2 In)	27-17	+10	
02:22	15 TORFI MENESHIDI A Assist			
02:22				Time out
02:09				6 MIYAJIMA T 2-Pts missed (2 out)
02:07				10 SUZUKI A Offensive Rebound
01:51		27-19	+8	14 OSHIMA T 2-Pts made (2 In)
01:32	4 BOLAGHINALOU S Turnover			
01:12				14 OSHIMA T Turnover
00:49	10 AHMADI A Turnover			
00:49				11 FUJII S Steal
00:33				10 SUZUKI A 2-Pts missed (2 out)
00:31				10 SUZUKI A Offensive Rebound
00:23		27-21	+6	6 MIYAJIMA T 2-Pts paint made (2 In)
00:21				11 FUJII S Assist
00:03				7 SATO S Personal foul
00:03	6 MANSOURI H Foul On			
00:03	Time out			
00:03				11 FUJII S Player OUT ---->>



## PLAY BY PLAY

文字比分播报

IRI 27 vs 21 JPN

Attendance: 1095

Game Time	IRI - Iran	Score	Lead	JPN - Japan
00:03				14 OSHIMA T Player OUT ---->>
00:03				13 FUJIMOTO R Player IN <<----
00:03				12 KYOYA K Player IN <<----
00:03	6 MANSOURI H Free Throw missed (1 Out)			
00:03	6 MANSOURI H Free Throw missed (1 Out)			
00:00	15 TORFI MENESHIDI A Offensive Rebound			
00:00	10 AHMADI A 3-Pts missed (3 Out)			



## PLAY BY PLAY

文字比分播报

IRI 69 vs 50 JPN

Attendance: 1095

Scoring by 5 min intervals:		Q1		Q2		Q3		Q4	
IRI		5	9	21	27	36	44	52	69
JPN		4	6	16	21	27	35	43	50

### FIRST QUARTER

#### Quarter Starters:

IRI 8 DAGHAGHELEPOUR A 9 HOSSEIN POUR E 10 AHMADI A 12 GHARIBLOO M 15 TORFI MENESHIDI A  
JPN 10 SUZUKI A 11 FUJII S 12 KYOYA K 13 FUJIMOTO R 9 KOZAI H

Game Time	IRI - Iran	Score	Lead	JPN - Japan
10:00	8 DAGHAGHELEPOUR A Player IN <<-----			
10:00	9 HOSSEIN POUR E Player IN <<-----			
10:00	10 AHMADI A Player IN <<-----			
10:00	12 GHARIBLOO M Player IN <<-----			
10:00	15 TORFI MENESHIDI A Player IN <<-----			
10:00				10 SUZUKI A Player IN <<-----
10:00				11 FUJII S Player IN <<-----
10:00				12 KYOYA K Player IN <<-----
10:00				13 FUJIMOTO R Player IN <<-----
10:00				9 KOZAI H Player IN <<-----
10:00	12 GHARIBLOO M Tap off lost			13 FUJIMOTO R Tap off won
09:50	8 DAGHAGHELEPOUR A Steal			
09:50				12 KYOYA K Turnover
09:46	8 DAGHAGHELEPOUR A Fast Break			
09:44	8 DAGHAGHELEPOUR A 2-Pts paint made (2 In)	2-0	+2	
09:34				9 KOZAI H Turnover
09:34	10 AHMADI A Steal			
09:16	10 AHMADI A 3-Pts missed (3 Out)			
09:13				13 FUJIMOTO R Defensive Rebound
09:01				9 KOZAI H 3-Pts missed (3 Out)
09:00	Defensive Rebound			
08:48				11 FUJII S Personal foul
08:48	12 GHARIBLOO M Foul On			
08:48	12 GHARIBLOO M Free Throw missed (1 Out)			
08:48	12 GHARIBLOO M Free Throw made (1 In)	3-0	+3	
08:32				11 FUJII S 2 Pts paint missed (2 Out)
08:27				13 FUJIMOTO R Offensive Rebound
08:25	10 AHMADI A Personal foul			
08:25				9 KOZAI H Foul On
08:25				9 KOZAI H Free Throw missed (1 Out)
08:25				9 KOZAI H Free Throw missed (1 Out)
08:22	15 TORFI MENESHIDI A Defensive Rebound			
08:12	9 HOSSEIN POUR E Turnover			
07:52				12 KYOYA K 2-Pts missed (2 out)





## PLAY BY PLAY

文字比分播报

IRI 69 vs 50 JPN

Attendance: 1095

Game Time	IRI - Iran	Score	Lead	JPN - Japan
07:50	15 TORFI MENESHIDI A Defensive Rebound			
07:45	12 GHARIBLOO M Turnover			
07:45	9 HOSSEIN POUR E Steal			
07:45				10 SUZUKI A Turnover
07:23	10 AHMADI A 3-Pts missed (3 Out)			
07:20				13 FUJIMOTO R Defensive Rebound
07:18				13 FUJIMOTO R Turnover
07:18				9 KOZAI H Player OUT ---->>
07:18				11 FUJII S Player OUT ---->>
07:18				5 MORI N Player IN <<----
07:18				8 KORETOMO K Player IN <<----
07:03	10 AHMADI A 2-Pts paint made (2 In)	5-0	+5	
07:02	9 HOSSEIN POUR E Assist			
06:44		5-2	+3	10 SUZUKI A 2-Pts paint made (2 In)
06:42				8 KORETOMO K Assist
06:21	12 GHARIBLOO M 2-Pts missed (2 out)			
06:19				5 MORI N Defensive Rebound
06:15				13 FUJIMOTO R Turnover
06:15	9 HOSSEIN POUR E Steal			
06:06	12 GHARIBLOO M 2 Pts paint missed (2 Out)			
06:04	15 TORFI MENESHIDI A Offensive Rebound			
05:55	8 DAGHAGHELEPOUR A 3-Pts missed (3 Out)			
05:53				8 KORETOMO K Defensive Rebound
05:36		5-4	+1	5 MORI N 2-Pts made (2 In)
05:06	8 DAGHAGHELEPOUR A Turnover			
04:53	8 DAGHAGHELEPOUR A Personal foul			
04:53				10 SUZUKI A Foul On
04:53		5-5	0	10 SUZUKI A Free Throw made (1 In)
04:52				10 SUZUKI A Free Throw missed (1 Out)
04:50	15 TORFI MENESHIDI A Defensive Rebound			
04:33	15 TORFI MENESHIDI A 2-Pts missed (2 out)			
04:32				5 MORI N Defensive Rebound
04:15	9 HOSSEIN POUR E Steal			
04:15				8 KORETOMO K Turnover
04:15				12 KYOYA K Personal foul
04:15	9 HOSSEIN POUR E Foul On			
03:58	10 AHMADI A Turnover			
03:42				8 KORETOMO K 3-Pts missed (3 Out)
03:41	15 TORFI MENESHIDI A Defensive Rebound			
03:32	15 TORFI MENESHIDI A Offensive foul			
03:32	15 TORFI MENESHIDI A Turnover			
03:32				12 KYOYA K Foul On



## PLAY BY PLAY

文字比分播报

IRI 69 vs 50 JPN

Attendance: 1095

Game Time	IRI - Iran	Score	Lead	JPN - Japan
03:32				12 KYOYA K Steal
03:32				8 KORETOMO K Turnover
03:19	10 AHMADI A Turnover			
03:02				5 MORI N Turnover
03:02	8 DAGHAGHELEPOUR A Steal			
02:43	12 GHARIBLOO M 2-Pts missed (2 out)			
02:38				8 KORETOMO K Defensive Rebound
02:34				13 FUJIMOTO R Turnover
02:34	10 AHMADI A Player OUT ---->>			
02:34	5 HESAMY ZADEH Z Player IN <<----			
02:34	15 TORFI MENESHIDI A Player OUT ---->>			
02:34	14 GHOLAM AZAD V Player IN <<----			
02:16	12 GHARIBLOO M 2-Pts made (2 In)	7-5	+2	
02:07	12 GHARIBLOO M Personal foul			
02:07				10 SUZUKI A Foul On
01:54	14 GHOLAM AZAD V Personal foul			
01:54				13 FUJIMOTO R Foul On
01:54				13 FUJIMOTO R Free Throw missed (1 Out)
01:54		7-6	+1	13 FUJIMOTO R Free Throw made (1 In)
01:39	5 HESAMY ZADEH Z 3-Pts missed (3 Out)			
01:39				Defensive Rebound
01:14				13 FUJIMOTO R 2-Pts missed (2 out)
01:12				13 FUJIMOTO R Offensive Rebound
01:04				5 MORI N Turnover
01:04	9 HOSSEIN POUR E Offensive foul			
01:04	9 HOSSEIN POUR E Turnover			
01:04				5 MORI N Foul On
01:04				5 MORI N Steal
00:37				8 KORETOMO K 2-Pts missed (2 out)
00:36				10 SUZUKI A Offensive Rebound
00:36				10 SUZUKI A 2 Pts paint missed (2 Out)
00:35	Defensive Rebound			
00:18	5 HESAMY ZADEH Z 2-Pts paint made (2 In)	9-6	+3	
00:02				13 FUJIMOTO R 2-Pts missed (2 out)
00:02	Defensive Rebound			

## SECOND QUARTER

### Quarter Starters:

IRI 5 HESAMY ZADEH Z    8 DAGHAGHELEPOUR A    9 HOSSEIN POUR E    12 GHARIBLOO M    14 GHOLAM AZAD V  
JPN 10 SUZUKI A    9 KOZAI H    11 FUJII S    12 KYOYA K    13 FUJIMOTO R

Game Time	IRI - Iran	Score	Lead	JPN - Japan
10:00				10 SUZUKI A Player IN <<----



## PLAY BY PLAY

文字比分播报

IRI 69 vs 50 JPN

Attendance: 1095

Game Time	IRI - Iran	Score	Lead	JPN - Japan
10:00				9 KOZAI H Player IN <<----
10:00				11 FUJII S Player IN <<----
10:00				12 KYOYA K Player IN <<----
10:00				13 FUJIMOTO R Player IN <<----
10:00	5 HESAMY ZADEH Z Player IN <<----			
10:00	8 DAGHAGHELEPOUR A Player IN <<----			
10:00	9 HOSSEIN POUR E Player IN <<----			
10:00	12 GHARIBLOO M Player IN <<----			
10:00	14 GHOLAM AZAD V Player IN <<----			
09:59				11 FUJII S Tap off situation, throw-in
09:48		9-8	+1	10 SUZUKI A 2-Pts paint made (2 In)
09:48				9 KOZAI H Assist
09:29	12 GHARIBLOO M 2-Pts made (2 In)	11-8	+3	
09:26	5 HESAMY ZADEH Z Assist			
09:04		11-10	+1	9 KOZAI H 2-Pts made (2 In)
09:02				10 SUZUKI A Assist
08:43	5 HESAMY ZADEH Z 3-Pts made (3 In)	14-10	+4	
08:24		14-12	+2	13 FUJIMOTO R 2-Pts made (2 In)
08:24	5 HESAMY ZADEH Z Personal foul			
08:24				13 FUJIMOTO R Foul On
08:24				13 FUJIMOTO R Free Throw missed (1 Out)
08:21	14 GHOLAM AZAD V Defensive Rebound			
08:03	5 HESAMY ZADEH Z 3-Pts missed (3 Out)			
08:01				10 SUZUKI A Defensive Rebound
07:51				13 FUJIMOTO R Turnover
07:51	5 HESAMY ZADEH Z Steal			
07:51	5 HESAMY ZADEH Z Turnover			
07:34	2 Pts paint missed (2 Out)			
07:51	Defensive Rebound			
07:26				13 FUJIMOTO R Personal foul
07:26	12 GHARIBLOO M Foul On			
07:14	14 GHOLAM AZAD V 2 Pts paint missed (2 Out)			
07:12				11 FUJII S Defensive Rebound
07:06				13 FUJIMOTO R Fast Break
07:04		14-14	0	13 FUJIMOTO R 2-Pts paint made (2 In)
07:02				9 KOZAI H Assist
06:58				12 KYOYA K Personal foul
06:58	9 HOSSEIN POUR E Foul On			
06:45	5 HESAMY ZADEH Z 3-Pts made (3 In)	17-14	+3	
06:33				9 KOZAI H 3-Pts missed (3 Out)
06:31	14 GHOLAM AZAD V Defensive Rebound			
06:13	8 DAGHAGHELEPOUR A 3-Pts missed (3 Out)			



## PLAY BY PLAY

文字比分播报

IRI 69 vs 50 JPN

Attendance: 1095

Game Time	IRI - Iran	Score	Lead	JPN - Japan
06:12				9 KOZAI H Defensive Rebound
06:05				10 SUZUKI A Fast Break
06:03		17-16	+1	10 SUZUKI A 2-Pts paint made (2 In)
05:44	14 GHOLAM AZAD V 2-Pts made (2 In)	19-16	+3	
05:33				13 FUJIMOTO R Offensive foul
05:33				13 FUJIMOTO R Turnover
05:33	14 GHOLAM AZAD V Foul On			
05:33	14 GHOLAM AZAD V Steal			
05:33				12 KYOYA K Player OUT ---->>
05:33				7 SATO S Player IN <<----
05:33				Time out
05:30				10 SUZUKI A Personal foul
05:30	9 HOSSEIN POUR E Foul On			
05:23	5 HESAMY ZADEH Z 3-Pts missed (3 Out)			
05:19	14 GHOLAM AZAD V Offensive Rebound			
05:16	14 GHOLAM AZAD V 2 Pts paint missed (2 Out)			
05:14				13 FUJIMOTO R Defensive Rebound
05:13				13 FUJIMOTO R Turnover
05:13	14 GHOLAM AZAD V Steal			
05:09	14 GHOLAM AZAD V 2-Pts paint made (2 In)	21-16	+5	
04:51	12 GHARIBLOO M Personal foul			
04:51				13 FUJIMOTO R Foul On
04:51				13 FUJIMOTO R Free Throw missed (1 Out)
04:51		21-17	+4	13 FUJIMOTO R Free Throw made (1 In)
04:40	12 GHARIBLOO M 2-Pts paint made (2 In)	23-17	+6	
04:40	14 GHOLAM AZAD V Assist			
04:40				9 KOZAI H Personal foul
04:40	12 GHARIBLOO M Foul On			
04:40				13 FUJIMOTO R Player OUT ---->>
04:40				10 SUZUKI A Player OUT ---->>
04:40				6 MIYAJIMA T Player IN <<----
04:40				14 OSHIMA T Player IN <<----
04:39	12 GHARIBLOO M Free Throw missed (1 Out)			
04:37				Defensive Rebound
04:26				9 KOZAI H 2-Pts missed (2 out)
04:23	12 GHARIBLOO M Defensive Rebound			
04:17	5 HESAMY ZADEH Z 3-Pts missed (3 Out)			
04:16				7 SATO S Defensive Rebound
04:16	9 HOSSEIN POUR E Personal foul			
04:16				7 SATO S Foul On
03:58				9 KOZAI H Turnover
03:58	12 GHARIBLOO M Steal			



## PLAY BY PLAY

文字比分播报

IRI 69 vs 50 JPN

Attendance: 1095

Game Time	IRI - Iran	Score	Lead	JPN - Japan
03:52	8 DAGHAGHELEPOUR A 2 Pts paint missed (2 Out)			
03:50				11 FUJII S Defensive Rebound
03:37				14 OSHIMA T 2-Pts missed (2 out)
03:34				7 SATO S Offensive Rebound
03:30				9 KOZAI H 2-Pts missed (2 out)
03:29	8 DAGHAGHELEPOUR A Defensive Rebound			
03:17	5 HESAMY ZADEH Z 2-Pts missed (2 out)			
03:12	12 GHARIBLOO M Offensive Rebound			
03:12	12 GHARIBLOO M 2-Pts paint made (2 In)	25-17	+8	
02:58				11 FUJII S Turnover
02:58				9 KOZAI H Player OUT ---->>
02:58				10 SUZUKI A Player IN <<-----
02:58	5 HESAMY ZADEH Z Player OUT ---->>			
02:58	8 DAGHAGHELEPOUR A Player OUT ---->>			
02:58	9 HOSSEIN POUR E Player OUT ---->>			
02:58	14 GHOLAM AZAD V Player OUT ---->>			
02:58	4 BOLAGHINALOU S Player IN <<-----			
02:58	6 MANSOURI H Player IN <<-----			
02:58	10 AHMADI A Player IN <<-----			
02:58	15 TORFI MENESHIDI A Player IN <<-----			
02:43	4 BOLAGHINALOU S 2 Pts paint missed (2 Out)			
02:42				10 SUZUKI A Defensive Rebound
02:28	15 TORFI MENESHIDI A Steal			
02:28				10 SUZUKI A Turnover
02:22	10 AHMADI A 2-Pts paint made (2 In)	27-17	+10	
02:22	15 TORFI MENESHIDI A Assist			
02:22				Time out
02:09				6 MIYAJIMA T 2-Pts missed (2 out)
02:07				10 SUZUKI A Offensive Rebound
01:51		27-19	+8	14 OSHIMA T 2-Pts made (2 In)
01:32	4 BOLAGHINALOU S Turnover			
01:12				14 OSHIMA T Turnover
00:49	10 AHMADI A Turnover			
00:49				11 FUJII S Steal
00:33				10 SUZUKI A 2-Pts missed (2 out)
00:31				10 SUZUKI A Offensive Rebound
00:23		27-21	+6	6 MIYAJIMA T 2-Pts paint made (2 In)
00:21				11 FUJII S Assist
00:03				7 SATO S Personal foul
00:03	6 MANSOURI H Foul On			
00:03	Time out			
00:03				11 FUJII S Player OUT ---->>



## PLAY BY PLAY

文字比分播报

IRI 69 vs 50 JPN

Attendance: 1095

Game Time	IRI - Iran	Score	Lead	JPN - Japan
00:03				14 OSHIMA T Player OUT ---->>
00:03				13 FUJIMOTO R Player IN <<----
00:03				12 KYOYA K Player IN <<----
00:03	6 MANSOURI H Free Throw missed (1 Out)			
00:03	6 MANSOURI H Free Throw missed (1 Out)			
00:00	15 TORFI MENESHIDI A Offensive Rebound			
00:00	10 AHMADI A 3-Pts missed (3 Out)			

## THIRD QUARTER

### Quarter Starters:

IRI 8 DAGHAGHELEPOUR A 9 HOSSEIN POUR E 10 AHMADI A 7 AHMADI E 15 TORFI MENESHIDI A  
JPN 9 KOZAI H 12 KYOYA K 13 FUJIMOTO R 10 SUZUKI A 11 FUJII S

Game Time	IRI - Iran	Score	Lead	JPN - Japan
10:00	8 DAGHAGHELEPOUR A Player IN <<----			
10:00	9 HOSSEIN POUR E Player IN <<----			
10:00	7 AHMADI E Player IN <<----			
10:00	10 AHMADI A Player IN <<----			
10:00	15 TORFI MENESHIDI A Player IN <<----			
10:00				9 KOZAI H Player IN <<----
10:00				12 KYOYA K Player IN <<----
10:00				13 FUJIMOTO R Player IN <<----
10:00				10 SUZUKI A Player IN <<----
10:00				11 FUJII S Player IN <<----
00:00				Tap off situation, throw-in
00:00	12 GHARIBLOO M Disqualifying foul			
00:00				9 KOZAI H Free Throw missed (1 Out)
00:00		27-22	+5	9 KOZAI H Free Throw made (1 In)
09:52				13 FUJIMOTO R Turnover
09:29	15 TORFI MENESHIDI A 2-Pts missed (2 out)			
09:28	15 TORFI MENESHIDI A Offensive Rebound			
09:23	15 TORFI MENESHIDI A 2-Pts made (2 In)	29-22	+7	
09:11				9 KOZAI H 3-Pts missed (3 Out)
09:09	15 TORFI MENESHIDI A Defensive Rebound			
08:56	15 TORFI MENESHIDI A 2 Pts paint missed (2 Out)			
08:55	15 TORFI MENESHIDI A Offensive Rebound			
08:55	15 TORFI MENESHIDI A 2-Pts paint made (2 In)	31-22	+9	
08:38				10 SUZUKI A 2-Pts missed (2 out)
08:34				9 KOZAI H Offensive Rebound
08:34		31-24	+7	9 KOZAI H 2-Pts paint made (2 In)
08:20	8 DAGHAGHELEPOUR A 2-Pts paint made (2 In)	33-24	+9	
07:56		33-26	+7	13 FUJIMOTO R 2-Pts made (2 In)
07:43				13 FUJIMOTO R Personal foul



## PLAY BY PLAY

文字比分播报

IRI 69 vs 50 JPN

Attendance: 1095

Game Time	IRI - Iran	Score	Lead	JPN - Japan
07:43	9 HOSSEIN POUR E Foul On			
07:24	15 TORFI MENESHIDI A 2-Pts missed (2 out)			
07:22	7 AHMADI E Offensive Rebound			
07:12	10 AHMADI A 3-Pts missed (3 Out)			
07:11	9 HOSSEIN POUR E Offensive Rebound			
07:05	7 AHMADI E 2-Pts missed (2 out)			
07:03				10 SUZUKI A Defensive Rebound
06:47		33-28	+5	9 KOZAI H 2-Pts paint made (2 In)
06:46				10 SUZUKI A Assist
06:36				9 KOZAI H Personal foul
06:36	15 TORFI MENESHIDI A Foul On			
06:36				13 FUJIMOTO R Player OUT ---->>
06:36				15 MAEDA K Player IN <<----
06:36	15 TORFI MENESHIDI A Player OUT ---->>			
06:36	14 GHOLAM AZAD V Player IN <<----			
06:36	9 HOSSEIN POUR E Player OUT ---->>			
06:36	4 BOLAGHINALOU S Player IN <<----			
06:28				11 FUJII S Personal foul
06:28	14 GHOLAM AZAD V Foul On			
06:28	14 GHOLAM AZAD V Free Throw missed (1 Out)			
06:28	14 GHOLAM AZAD V Free Throw made (1 In)	34-28	+6	
06:15				9 KOZAI H 2-Pts missed (2 out)
06:13	7 AHMADI E Defensive Rebound			
06:01	14 GHOLAM AZAD V 2-Pts made (2 In)	36-28	+8	
05:58	10 AHMADI A Assist			
05:32				12 KYOYA K 2 Pts paint missed (2 Out)
05:27	4 BOLAGHINALOU S Defensive Rebound			
05:14	14 GHOLAM AZAD V Turnover			
05:14				11 FUJII S Steal
04:56		36-30	+6	9 KOZAI H 2-Pts made (2 In)
04:32	10 AHMADI A Turnover			
04:32	7 AHMADI E Player OUT ---->>			
04:32	15 TORFI MENESHIDI A Player IN <<----			
04:32				10 SUZUKI A Player OUT ---->>
04:32				8 KORETOMO K Player IN <<----
04:32				9 KOZAI H Player OUT ---->>
04:32				14 OSHIMA T Player IN <<----
04:13				14 OSHIMA T 2-Pts missed (2 out)
04:11	15 TORFI MENESHIDI A Defensive Rebound			
04:07	10 AHMADI A Fast Break			
04:05	10 AHMADI A 2-Pts paint made (2 In)	38-30	+8	
04:03	15 TORFI MENESHIDI A Assist			



## PLAY BY PLAY

文字比分播报

IRI 69 vs 50 JPN

Attendance: 1095

Game Time	IRI - Iran	Score	Lead	JPN - Japan
03:39				8 KORETOMO K 3-Pts missed (3 Out)
03:38	14 GHOLAM AZAD V Defensive Rebound			
03:24	15 TORFI MENESHIDI A 2 Pts paint missed (2 Out)			
03:23	15 TORFI MENESHIDI A Offensive Rebound			
03:23	15 TORFI MENESHIDI A 2-Pts paint made (2 In)	40-30	+10	
03:23				14 OSHIMA T Personal foul
03:23	15 TORFI MENESHIDI A Foul On			
03:23				Time out
03:23				15 MAEDA K Player OUT ---->>
03:23				13 FUJIMOTO R Player IN <<----
03:22	15 TORFI MENESHIDI A Free Throw missed (1 Out)			
03:18				12 KYOYA K Defensive Rebound
03:08		40-32	+8	8 KORETOMO K 2-Pts paint made (2 In)
03:06				13 FUJIMOTO R Assist
02:55				12 KYOYA K Steal
02:55	8 DAGHAGHELEPOUR A Turnover			
02:54	14 GHOLAM AZAD V Personal foul			
02:54				11 FUJII S Foul On
02:32				13 FUJIMOTO R 2 Pts paint missed (2 Out)
02:29				8 KORETOMO K Offensive Rebound
02:25				12 KYOYA K 2 Pts paint missed (2 Out)
02:23	15 TORFI MENESHIDI A Defensive Rebound			
02:21	10 AHMADI A 2 Pts paint missed (2 Out)			
02:19				11 FUJII S Defensive Rebound
02:02				11 FUJII S 2 Pts paint missed (2 Out)
01:59	14 GHOLAM AZAD V Defensive Rebound			
01:38	15 TORFI MENESHIDI A 2 Pts paint missed (2 Out)			
01:37	4 BOLAGHINALOU S Offensive Rebound			
01:37	8 DAGHAGHELEPOUR A 2-Pts paint made (2 In)	42-32	+10	
01:37				13 FUJIMOTO R Personal foul
01:37	8 DAGHAGHELEPOUR A Foul On			
01:37				11 FUJII S Player OUT ---->>
01:37				13 FUJIMOTO R Player OUT ---->>
01:37				5 MORI N Player IN <<----
01:37				6 MIYAJIMA T Player IN <<----
01:37	8 DAGHAGHELEPOUR A Free Throw made (1 In)	43-32	+11	
01:19	10 AHMADI A Personal foul			
01:19				6 MIYAJIMA T Foul On
01:19				5 MORI N Player OUT ---->>
01:19				8 KORETOMO K Player OUT ---->>
01:19				9 KOZAI H Player IN <<----
01:19				11 FUJII S Player IN <<----





## PLAY BY PLAY

文字比分播报

IRI 69 vs 50 JPN

Attendance: 1095

Game Time	IRI - Iran	Score	Lead	JPN - Japan
01:19				6 MIYAJIMA T Free Throw missed (1 Out)
01:19				6 MIYAJIMA T Free Throw missed (1 Out)
01:16				14 OSHIMA T Offensive Rebound
01:15	10 AHMADI A Personal foul			
01:15				14 OSHIMA T Foul On
01:15				14 OSHIMA T Free Throw missed (1 Out)
01:15		43-33	+10	14 OSHIMA T Free Throw made (1 In)
00:48	14 GHOLAM AZAD V 2-Pts missed (2 out)			
00:46				9 KOZAI H Defensive Rebound
00:24		43-35	+8	14 OSHIMA T 2-Pts made (2 In)
00:17				11 FUJII S Personal foul
00:17	10 AHMADI A Foul On			
00:17	10 AHMADI A Free Throw made (1 In)	44-35	+9	
00:16	10 AHMADI A Free Throw missed (1 Out)			
00:16				Defensive Rebound
00:00				12 KYOYA K 2-Pts missed (2 out)

## FOURTH QUARTER

### Quarter Starters:

IRI

JPN

Game Time	IRI - Iran	Score	Lead	JPN - Japan
10:00				9 KOZAI H Player IN <<----
10:00				10 SUZUKI A Player IN <<----
10:00				12 KYOYA K Player IN <<----
10:00				11 FUJII S Player IN <<----
10:00				13 FUJIMOTO R Player IN <<----
10:00	4 BOLAGHINALOU S Player IN <<----			
10:00	8 DAGHAGHELEPOUR A Player IN <<----			
10:00	10 AHMADI A Player IN <<----			
10:00	14 GHOLAM AZAD V Player IN <<----			
10:00	15 TORFI MENESHIDI A Player IN <<----			
00:00	10 AHMADI A Tap off situation, throw-in			
09:49	14 GHOLAM AZAD V Technical foul			
09:49		44-36	+8	13 FUJIMOTO R Free Throw made (1 In)
09:49				13 FUJIMOTO R Free Throw missed (1 Out)
09:33				10 SUZUKI A 2 Pts paint missed (2 Out)
09:32				10 SUZUKI A Offensive Rebound
09:32	14 GHOLAM AZAD V Personal foul			
09:32				10 SUZUKI A Foul On
09:32				10 SUZUKI A Free Throw missed (1 Out)
09:32		44-37	+7	10 SUZUKI A Free Throw made (1 In)



## PLAY BY PLAY

文字比分播报

IRI 69 vs 50 JPN

Attendance: 1095

Game Time	IRI - Iran	Score	Lead	JPN - Japan
09:12				11 FUJII S Personal foul
09:12	15 TORFI MENESHIDI A Foul On			
08:57	15 TORFI MENESHIDI A 2-Pts paint made (2 In)	46-37	+9	
08:30		46-39	+7	9 KOZAI H 2-Pts paint made (2 In)
08:28				13 FUJIMOTO R Assist
08:23				10 SUZUKI A Personal foul
08:23	15 TORFI MENESHIDI A Foul On			
08:08	14 GHOLAM AZAD V 2-Pts missed (2 out)			
08:02				13 FUJIMOTO R Defensive Rebound
07:46				13 FUJIMOTO R 2-Pts missed (2 out)
07:43				11 FUJII S Offensive Rebound
07:40		46-41	+5	13 FUJIMOTO R 2-Pts paint made (2 In)
07:38				11 FUJII S Assist
07:26	15 TORFI MENESHIDI A 2-Pts paint made (2 In)	48-41	+7	
07:14	4 BOLAGHINALOU S Personal foul			
07:14				13 FUJIMOTO R Foul On
07:07				9 KOZAI H 2-Pts missed (2 out)
07:03				11 FUJII S Offensive Rebound
07:00				13 FUJIMOTO R Turnover
06:45	15 TORFI MENESHIDI A 2 Pts paint missed (2 Out)			
06:40	8 DAGHAGHELEPOUR A Offensive Rebound			
06:37	14 GHOLAM AZAD V 2-Pts paint made (2 In)	50-41	+9	
06:22				10 SUZUKI A 2-Pts missed (2 out)
06:20				13 FUJIMOTO R Offensive Rebound
06:20				13 FUJIMOTO R 2 Pts paint missed (2 Out)
06:15				13 FUJIMOTO R Offensive Rebound
06:15				13 FUJIMOTO R Turnover
05:56	8 DAGHAGHELEPOUR A 3-Pts missed (3 Out)			
05:55				10 SUZUKI A Defensive Rebound
05:49				10 SUZUKI A Turnover
05:49	4 BOLAGHINALOU S Steal			
05:46	14 GHOLAM AZAD V 2 Pts paint missed (2 Out)			
05:44	10 AHMADI A Offensive Rebound			
05:44	10 AHMADI A 2-Pts paint made (2 In)	52-41	+11	
05:44				Time out
05:31				10 SUZUKI A 2 Pts paint missed (2 Out)
05:23				10 SUZUKI A Offensive Rebound
05:15		52-43	+9	10 SUZUKI A 2-Pts paint made (2 In)
05:14				13 FUJIMOTO R Assist
05:14	15 TORFI MENESHIDI A 2 Pts paint missed (2 Out)			
05:14	15 TORFI MENESHIDI A Offensive Rebound			
05:14				13 FUJIMOTO R Player OUT ---->>



## PLAY BY PLAY

文字比分播报

IRI 69 vs 50 JPN

Attendance: 1095

Game Time	IRI - Iran	Score	Lead	JPN - Japan
05:14				14 OSHIMA T Player IN <<----
05:14				10 SUZUKI A Player OUT ---->>
05:14				6 MIYAJIMA T Player IN <<----
04:55	10 AHMADI A 3-Pts made (3 In)	55-43	+12	
04:32				9 KOZAI H 2-Pts missed (2 out)
04:32	15 TORFI MENESHIDI A Defensive Rebound			
04:32				6 MIYAJIMA T Personal foul
04:32	15 TORFI MENESHIDI A Foul On			
04:16				12 KYOYA K Personal foul
04:16	15 TORFI MENESHIDI A Foul On			
04:16	15 TORFI MENESHIDI A Free Throw missed (1 Out)			
04:16	15 TORFI MENESHIDI A Free Throw missed (1 Out)			
04:12	14 GHOLAM AZAD V Offensive Rebound			
04:12	14 GHOLAM AZAD V 2-Pts paint made (2 In)	57-43	+14	
03:56				6 MIYAJIMA T 3-Pts missed (3 Out)
03:56	Defensive Rebound			
03:56				9 KOZAI H Player OUT ---->>
03:56				10 SUZUKI A Player IN <<----
03:56				11 FUJII S Player OUT ---->>
03:56				5 MORI N Player IN <<----
03:56				6 MIYAJIMA T Player OUT ---->>
03:56				9 KOZAI H Player IN <<----
03:32	10 AHMADI A 2 Pts paint missed (2 Out)			
03:25	10 AHMADI A Defensive Rebound			
03:25	4 BOLAGHINALOU S Personal foul			
03:25				12 KYOYA K Foul On
03:16				12 KYOYA K 2-Pts missed (2 out)
03:13	10 AHMADI A Defensive Rebound			
02:09				13 FUJIMOTO R Personal foul
02:09	8 DAGHAGHELEPOUR A Foul On			
03:10	10 AHMADI A Fast Break			
03:09	10 AHMADI A 2-Pts paint made (2 In)	59-43	+16	
03:08				Time out
02:59				9 KOZAI H 3-Pts missed (3 Out)
02:57	4 BOLAGHINALOU S Defensive Rebound			
02:53	10 AHMADI A Fast Break			
02:52	10 AHMADI A 2-Pts paint made (2 In)	61-43	+18	
02:36				14 OSHIMA T 3-Pts missed (3 Out)
02:34	4 BOLAGHINALOU S Defensive Rebound			
02:23	10 AHMADI A 2 Pts paint missed (2 Out)			
02:21	8 DAGHAGHELEPOUR A Offensive Rebound			
02:21	8 DAGHAGHELEPOUR A 2 Pts paint missed (2 Out)			



## PLAY BY PLAY

文字比分播报

IRI 69 vs 50 JPN

Attendance: 1095

Game Time	IRI - Iran	Score	Lead	JPN - Japan
02:18	10 AHMADI A Offensive Rebound			
02:09				10 SUZUKI A Personal foul
02:09	15 TORFI MENESHIDI A Foul On			
02:09	15 TORFI MENESHIDI A Free Throw made (1 In)	62-43	+19	
02:09	15 TORFI MENESHIDI A Free Throw made (1 In)	63-43	+20	
02:09				9 KOZAI H Player OUT ---->>
02:09				12 KYOYA K Player OUT ---->>
02:09				11 FUJII S Player IN <<----
02:09				4 MIURA F Player IN <<----
01:54				10 SUZUKI A 3-Pts missed (3 Out)
01:53				11 FUJII S Offensive Rebound
01:43				4 MIURA F 2-Pts missed (2 out)
01:41				10 SUZUKI A Offensive Rebound
01:38				10 SUZUKI A 2 Pts paint missed (2 Out)
01:37	14 GHOLAM AZAD V Defensive Rebound			
01:37				14 OSHIMA T Personal foul
01:37	14 GHOLAM AZAD V Foul On			
01:37				10 SUZUKI A Player OUT ---->>
01:37				6 MIYAJIMA T Player IN <<----
01:37	14 GHOLAM AZAD V Free Throw missed (1 Out)			
01:37	14 GHOLAM AZAD V Free Throw made (1 In)	64-43	+21	
01:26	4 BOLAGHINALOU S Personal foul			
01:26				14 OSHIMA T Foul On
01:26		64-44	+20	14 OSHIMA T Free Throw made (1 In)
01:26		64-45	+19	14 OSHIMA T Free Throw made (1 In)
01:26		64-46	+18	14 OSHIMA T Free Throw made (1 In)
01:23				14 OSHIMA T Personal foul
01:23	8 DAGHAGHELEPOUR A Foul On			
01:23	8 DAGHAGHELEPOUR A Free Throw missed (1 Out)			
01:23	8 DAGHAGHELEPOUR A Free Throw made (1 In)	65-46	+19	
01:12		65-48	+17	11 FUJII S 2-Pts paint made (2 In)
01:12				6 MIYAJIMA T Assist
01:09				11 FUJII S Personal foul
01:09	10 AHMADI A Foul On			
01:09				11 FUJII S Player OUT ---->>
01:09				7 SATO S Player IN <<----
01:09	10 AHMADI A Free Throw missed (1 Out)			
01:09	10 AHMADI A Free Throw made (1 In)	66-48	+18	
00:52				5 MORI N Turnover
00:41				7 SATO S Personal foul
00:41	14 GHOLAM AZAD V Foul On			
00:41	14 GHOLAM AZAD V Free Throw made (1 In)	67-48	+19	



## PLAY BY PLAY

文字比分播报

IRI 69 vs 50 JPN

Attendance: 1095

Game Time	IRI - Iran	Score	Lead	JPN - Japan
00:41	14 GHOLAM AZAD V Free Throw missed (1 Out)			
00:29				14 OSHIMA T 3-Pts missed (3 Out)
00:25				4 MIURA F Offensive Rebound
00:25		67-50	+17	4 MIURA F 2-Pts made (2 In)
00:14	8 DAGHAGHELEPOUR A 2 Pts paint missed (2 Out)			
00:12				14 OSHIMA T Defensive Rebound
00:07				4 MIURA F 2 Pts paint missed (2 Out)
00:06	15 TORFI MENESHIDI A Defensive Rebound			
00:06				6 MIYAJIMA T Personal foul
00:06	15 TORFI MENESHIDI A Foul On			
00:06	Time out			
00:06	Time out			
00:06	15 TORFI MENESHIDI A Free Throw made (1 In)	68-50	+18	
00:06	15 TORFI MENESHIDI A Free Throw made (1 In)	69-50	+19	
00:00				6 MIYAJIMA T 3-Pts missed (3 Out)



## RESULTS

比赛成绩

### IRI 27 vs 21 JPN

Attendance: 1095

Referee: PURSGLOVE Ian Robert (GBR)

Commissioner: VIVIERS Nico Maritz Malan (RSA)

Umpires: MARQUES Rui David (BRA); CALIGIURI Gabriele (AUS)

Classifier: RIBEIRO Maria Sonia (BRA)

		Q1		Q2	
Scoring by 5 min intervals:	IRI	5	9	21	27
	JPN	4	6	16	21

#### IRI - ISLAMIC REPUBLIC of IRAN

No.	Name	Sport Class	MIN	Field Goals		2 Points		3 Points		Free Throws		Rebounds			AS	TO	ST	BS	PF	FO	PTS
				M/A	%	M/A	%	M/A	%	M/A	%	OR	DR	TOT							
*8	DAGHAGHELEPOUR Ahmad	1.5	17:02	1/4	25	1/2	50	0/2	0				1	1		1	2		1		2
*9	HOSSEIN POUR Esmaeel	1.5	17:02												1	2	3		2	3	0
*10	AHMADI Alireza	3.0	10:24	2/5	40	2/2	100	0/3	0							3	1		1		4
*12	GHARIBLOO Morteza	4.0	20:00	4/7	57	4/7	57			1/3	33	1	1	2		1	1		2	3	9
*15	TORFI MENESHIDI Adel	4.0	10:24	0/1	0	0/1	0					2	4	6	1	1	1		1		0
4	BOLAGHINALOU Saman	1.0	02:58	0/1	0	0/1	0									1					0
5	HESAMY ZADEH Zakaria	2.5	09:36	3/8	38	1/2	50	2/6	33						1	1	1		1		8
6	MANSOURI Hakim	2.0	02:58							0/2	0									1	0
7	AHMADI Ebrahim	4.0	00:00																		0
11	NAMI Gholamreza (C)	1.0	00:00																		0
13	SIEFI Bahman	2.0	00:00																		0
14	GHOLAM AZAD Vahid	4.5	09:36	2/4	50	2/4	50					1	2	3	1		2		1	1	4
Team/Coach																					
<b>Totals</b>				12/31	39	10/20	50	2/11	18	1/5	20	4	12	16	4	10	11		9	8	27
<b>Coach</b>		KAMRAVA Abdolghafour																			
<b>Assistant Coach</b>		ESHGH Kamal																			

#### JPN - JAPAN

No.	Name	Sport Class	MIN	Field Goals		2 Points		3 Points		Free Throws		Rebounds			AS	TO	ST	BS	PF	FO	PTS
				M/A	%	M/A	%	M/A	%	M/A	%	OR	DR	TOT							
*9	KOZAI Hiroaki	3.5	09:44	1/5	20	1/3	33	0/2	0	0/2	0		1	1	2	2			1	1	2
*10	SUZUKI Akimasa	3.5	18:18	3/5	60	3/5	60			1/2	50	3	2	5	1	2			1	2	7
*11	FUJII Shingo (C)	1.5	12:39	0/1	0	0/1	0						2	2	1	1	1		1		0
*12	KYOYA Kazuyuki	1.0	14:30	0/1	0	0/1	0									1	1		2	1	0
*13	FUJIMOTO Reo	4.5	15:23	2/4	50	2/4	50			2/5	40	2	3	5		6			2	3	6
4	MIURA Fumiharu	2.5	00:00																		0
5	MORI Noriyuki	2.0	07:18	1/1	100	1/1	100									2	2		2	1	2
6	MIYAJIMA Tetsuya	4.0	04:40	1/2	50	1/2	50														2
7	SATO Satoshi	1.0	05:33									1	1	2					1	1	0
8	KORETOMO Keisuke	3.0	07:18	0/2	0	0/1	0	0/1	0				2	2	1	2					0
14	OSHIMA Tomohiko	4.0	04:37	1/2	50	1/2	50									1					2
15	MAEDA Kenzo	4.5	00:00																		0
Team/Coach																					
<b>Totals</b>				9/23	39	9/20	45	0/3	0	3/9	33	6	15	21	5	17	3		8	9	21
<b>Coach</b>		OKUHARA Akio																			
<b>Assistant Coach</b>		SAKANO Haruo																			

	IRI	JPN
Points from Turnovers	8	2
Points in the Paint	14	10
Second Chance Points	2	4
Fast Break Points	2	4

	IRI	JPN
Biggest Lead	10	0
Biggest Scoring Run	6-0(27-17)	5-0(5-5)
Lead Changes	1	
Times Tied	2	

#### Legend:

%	Shooting Percentage	(C)	Captain	*	Starters	AS	Assists
BS	Blocked Shots	DR	Defensive Rebounds	FO	Fouls On	M/A	Made/Attempts
MIN	Minutes Played	OR	Offensive Rebounds	PF	Fouls	PTS	Points
Qx	Quarter Time	ST	Steals	TO	Turnovers	TOT	Total Rebounds



## RESULTS

比赛成绩

### IRI 69 vs 50 JPN

Attendance: 1095

Referee: PURSGLOVE Ian Robert (GBR)

Commissioner: VIVIERS Nico Maritz Malan (RSA)

Umpires: MARQUES Rui David (BRA); CALIGIURI Gabriele (AUS)

Classifier: RIBEIRO Maria Sonia (BRA)

		Q1		Q2		Q3		Q4	
Scoring by 5 min intervals:	IRI	5	9	21	27	36	44	52	69
	JPN	4	6	16	21	27	35	43	50

#### IRI - ISLAMIC REPUBLIC of IRAN

No.	Name	Sport Class	MIN	Field Goals		2 Points		3 Points		Free Throws		Rebounds			AS	TO	ST	BS	PF	FO	PTS
				M/A	%	M/A	%	M/A	%	M/A	%	OR	DR	TOT							
*8	DAGHAGHELEPOUR Ahmad	1.5	37:02	3/9	33	3/6	50	0/3	0	2/3	67	2	1	3		2	2		1	3	8
*9	HOSSEIN POUR Esmael	1.5	20:26									1		1	1	2	3		2	4	0
*10	AHMADI Alireza	3.0	30:24	7/14	50	6/9	67	1/5	20	2/4	50	2	2	4	1	4	1		3	2	17
*12	GHARIBLOO Morteza	4.0	20:00	4/7	57	4/7	57			1/3	33	1	1	2	1	1	1		3	3	9
*15	TORFI MENESHIDI Adel	4.0	28:20	5/13	38	5/13	38			4/7	57	6	9	15	2	1	1		1	8	14
4	BOLAGHINALOU Saman	1.0	19:34	0/1	0	0/1	0					1	3	4		1	1		3		0
5	HESAMY ZADEH Zakaria	2.5	09:36	3/8	38	1/2	50	2/6	33						1	1	1		1		8
6	MANSOURI Hakim	2.0	02:58							0/2	0									1	0
7	AHMADI Ebrahim	4.0	05:28	0/1	0	0/1	0					1	1	2							0
11	NAMI Gholamreza (C)	1.0	00:00																		0
13	SIEFI Bahman	2.0	00:00																		0
14	GHOLAM AZAD Vahid	4.5	26:12	5/10	50	5/10	50			3/6	50	2	5	7	1	1	2		4	4	13
Team/Coach																					
<b>Totals</b>				27/64	42	24/50	48	3/14	21	12/25	48	16	27	43	6	13	12		18	25	69
Coach		KAMRAVA Abdolghafour																			
Assistant Coach		ESHGH Kamal																			

#### JPN - JAPAN

No.	Name	Sport Class	MIN	Field Goals		2 Points		3 Points		Free Throws		Rebounds			AS	TO	ST	BS	PF	FO	PTS	
				M/A	%	M/A	%	M/A	%	M/A	%	OR	DR	TOT								
*9	KOZAI Hiroaki	3.5	24:22	5/14	36	5/10	50	0/4	0	1/4	25	1	2	3	2	2			2	1	11	
*10	SUZUKI Akimasa	3.5	30:51	4/12	33	4/11	36	0/1	0	2/4	50	6	4	10	2	3			3	3	10	
*11	FUJII Shingo (C)	1.5	29:25	1/3	33	1/3	33					3	3	6	2	1	2		5	1	2	
*12	KYOYA Kazuyuki	1.0	32:21	0/5	0	0/5	0					1	1	2		1	2		3	2	0	
*13	FUJIMOTO Reo	4.5	25:19	4/9	44	4/9	44			3/7	43	4	4	8	3	9			5	4	11	
4	MIURA Fumiharu	2.5	02:09	1/3	33	1/3	33					1		1							2	
5	MORI Noriyuki	2.0	11:32	1/1	100	1/1	100					2	2	4		3	1			1	2	
6	MIYAJIMA Tetsuya	4.0	09:12	1/4	25	1/2	50	0/2	0	0/2	0				1				2	1	2	
7	SATO Satoshi	1.0	06:42									1	1	2					2	1	0	
8	KORETOMO Keisuke	3.0	10:31	1/4	25	1/2	50	0/2	0			1	2	3	1	2					2	
14	OSHIMA Tomohiko	4.0	14:23	2/6	33	2/4	50	0/2	0	4/5	80	1	1	2		1			3	2	8	
15	MAEDA Kenzo	4.5	03:13																		0	
Team/Coach																						
<b>Totals</b>				20/61	33	20/50	40	0/11	0	10/22	45	18	23	41	11	22	5			25	16	50
Coach		OKUHARA Akio																				
Assistant Coach		SAKANO Haruo																				

	IRI	JPN
Points from Turnovers	14	4
Points in the Paint	38	24
Second Chance Points	20	14
Fast Break Points	8	4

	IRI	JPN
Biggest Lead	21	0
Biggest Scoring Run	12-0(64-43)	5-0(5-5)
Lead Changes	1	
Times Tied	2	

#### Legend:

%	Shooting Percentage	(C)	Captain	*	Starters	AS	Assists
BS	Blocked Shots	DR	Defensive Rebounds	FO	Fouls On	M/A	Made/Attempts
MIN	Minutes Played	OR	Offensive Rebounds	OTx	Overtime	PF	Fouls
PTS	Points	Qx	Quarter Time	ST	Steals	TO	Turnovers
TOT	Total Rebounds						



## START LIST

首发名单

### RSA - GER

**Referee:** BOSVELD Andre (NED)  
**Umpires:** RADOMSKY Ziv (ISR); VILJANEN Seppo Olavi (CZE)

**Commissioner:** LOVE Greg (AUS)  
**Classifier:** LACHANCE Anne (CAN)

#### RSA - South Africa

No.	Name	Pos	Age	Sport Class	Current Games Statistics						
					PPG	FG%	3FG%	FT%	RPG	APG	MPG (GP)
4	RETIEF Marcus	F	32	1.0	0.0				1.0		07:29 (2)
5	HARTNICK Shaun	F	34	1.0	0.0						02:23 (1)
6	WILLIAMS Ralph	G	38	2.0	4.0	50			3.0		22:02 (1)
7	TAYLOR Nicholas	G	28	2.0	21.0	59	47		4.0	3.0	40:00 (2)
8	GOVENDER Justin	F	30	1.0	0.0	0			1.0	0.5	20:38 (2)
9	GUMBI Siphamandla	G	33	3.0	0.0	0					04:59 (1)
10	PAPENFUS Marius (C)	G	30	2.5	8.5	42		100	3.5	2.0	34:36 (2)
11	ZONKE Thandile	G	26	3.5	2.0	50					05:40 (1)
12	CURLE David Nathaniel	F	26	3.5	9.0	30	50	33	8.0	2.0	34:18 (2)
13	WAITES Grant	F	35	4.0	2.5	50		50	1.5		06:19 (2)
14	NEL Jeremy	F	35	4.0	1.0	25		0	2.5		14:26 (2)
15	NORTJE Richard	F	27	4.5	13.5	40	0	64	6.5	0.5	24:39 (2)
Team			31.2		58.5	42	43	50	29.5	8.0	
<b>Coach</b>		SIERRA Vivian									
<b>Assistant Coach</b>		MOSUOE Kelebone									

RSA Played		
PR	IRI	62-73
PR	CAN	55-80
PR	SWE	10 SEP
PR	JPN	11 SEP

#### GER - Germany

No.	Name	Pos	Age	Sport Class	Current Games Statistics						
					PPG	FG%	3FG%	FT%	RPG	APG	MPG (GP)
4	LOHMANN Bjoern	F	29	1.0	1.0	20			2.0		12:47 (2)
5	SCHUERMANN Jens	F	27	1.0	1.0	13			2.0		27:13 (2)
6	QUALI Mimoun	F	33	3.0	0.0						00:00 (0)
7	LEHMANN Lars	G	31	3.0	3.5	21	50	0	4.5	3.5	18:44 (2)
8	BIENEK Andre	C	21	3.0	5.5	42		20	7.0	0.5	21:25 (2)
9	FISCHER Florian	F/G	31	1.5	2.0	20	0	100	1.5	0.5	16:45 (2)
10	KRESS Andreas	C	22	3.5	0.0	0					01:20 (1)
11	PASSIWAN Dirk	F/G	31	4.5	10.5	22	0	69	5.0	1.5	17:30 (2)
12	WOLK Sebastian	C	27	4.0	3.0	67		100	1.0	0.5	10:07 (2)
13	CHRISTINK Lars (C)	G	36	2.0	8.5	32	50		2.0	2.0	23:19 (2)
14	COSKUN Ahmet	F	33	4.0	11.5	45	0	75	1.5	1.0	20:48 (2)
15	KOHLER-LENZ Dirk	C	40	4.0	11.0	53	0	60	10.5	0.5	31:03 (2)
Team			30.1		57.5	33	15	55	37.0	10.0	
<b>Coach</b>		WIEGMANN Frits									
<b>Assistant Coach</b>		MOERTL Sigggi									

GER Played		
PR	CAN	59-62
PR	JPN	56-58
PR	IRI	10 SEP
PR	SWE	11 SEP

**Legend:**

3FG%	3 Field Goals %	APG	Assists per Game	C	Centre	F	Forward
FG%	Field Goals %	FT%	Free Throws %	G	Guard	GP	Games Played
MPG	Minutes Played per Game	Pos	Playing Position	PPG	Points per Game	PR	Preliminary Round
RPG	Rebounds per Game						





## PLAY BY PLAY

文字比分播报

RSA 16 vs 46 GER

Attendance: 1095

Scoring by 5 min intervals:

	Q1		Q2	
RSA	2	8	10	16
GER	12	21	36	46

### FIRST QUARTER

#### Quarter Starters:

RSA 5 HARTNICK S      7 TAYLOR N      10 PAPENFUS M      12 CURLE DN      15 NORTJE R  
GER 5 SCHUERMANN J      7 LEHMANN L      9 FISCHER F      11 PASSIWAN D      15 KOHLER-LENZ D

Game Time	RSA - South Africa	Score	Lead	GER - Germany
10:00	5 HARTNICK S Player IN <<----			
10:00	7 TAYLOR N Player IN <<----			
10:00	10 PAPENFUS M Player IN <<----			
10:00	12 CURLE DN Player IN <<----			
10:00	15 NORTJE R Player IN <<----			
10:00				5 SCHUERMANN J Player IN <<----
10:00				7 LEHMANN L Player IN <<----
10:00				9 FISCHER F Player IN <<----
10:00				11 PASSIWAN D Player IN <<----
10:00				15 KOHLER-LENZ D Player IN <<----
10:00	15 NORTJE R Tap off won			15 KOHLER-LENZ D Tap off lost
09:45	15 NORTJE R 2-Pts made (2 In)	2-0	+2	
09:32				11 PASSIWAN D 2-Pts missed (2 out)
09:28	10 PAPENFUS M Defensive Rebound			
09:16	15 NORTJE R 2 Pts paint missed (2 Out)			
09:13				11 PASSIWAN D Defensive Rebound
09:06				7 LEHMANN L Turnover
09:06	7 TAYLOR N Steal			
09:06	10 PAPENFUS M Turnover			
09:06				15 KOHLER-LENZ D Steal
08:56				11 PASSIWAN D 2 Pts paint missed (2 Out)
08:55	7 TAYLOR N Defensive Rebound			
08:51	7 TAYLOR N Turnover			
08:43				11 PASSIWAN D 2-Pts missed (2 out)
08:41	7 TAYLOR N Defensive Rebound			
08:31	12 CURLE DN Turnover			
08:31				15 KOHLER-LENZ D Steal
08:19		2-2	0	7 LEHMANN L 2-Pts made (2 In)
07:56	7 TAYLOR N Turnover			
07:56				5 SCHUERMANN J Steal
07:48		2-4	-2	11 PASSIWAN D 2-Pts paint made (2 In)
07:46				7 LEHMANN L Assist
07:39	15 NORTJE R Turnover			
07:27		2-6	-4	11 PASSIWAN D 2-Pts made (2 In)



## PLAY BY PLAY

文字比分播报

RSA 16 vs 46 GER

Attendance: 1095

Game Time	RSA - South Africa	Score	Lead	GER - Germany
07:13	7 TAYLOR N 3-Pts missed (3 Out)			
07:11				9 FISCHER F Defensive Rebound
07:03				7 LEHMANN L 2 Pts paint missed (2 Out)
07:01				11 PASSIWAN D Offensive Rebound
07:01		2-8	-6	11 PASSIWAN D 2-Pts paint made (2 In)
07:01	Time out			
06:46	15 NORTJE R 2 Pts paint missed (2 Out)			
06:44				15 KOHLER-LENZ D Defensive Rebound
06:34				15 KOHLER-LENZ D 2-Pts missed (2 out)
06:33	15 NORTJE R Defensive Rebound			
06:11	12 CURLE DN 2-Pts missed (2 out)			
06:11				Defensive Rebound
05:53	5 HARTNICK S Personal foul			
05:53				15 KOHLER-LENZ D Foul On
05:48		2-10	-8	7 LEHMANN L 2-Pts paint made (2 In)
05:44				5 SCHUERMAN J Assist
05:35	7 TAYLOR N 3-Pts missed (3 Out)			
05:32				5 SCHUERMAN J Defensive Rebound
05:23		2-12	-10	11 PASSIWAN D 2-Pts paint made (2 In)
04:56	15 NORTJE R Turnover			
04:42				11 PASSIWAN D Turnover
04:42	12 CURLE DN Steal			
04:34	12 CURLE DN 2-Pts paint made (2 In)	4-12	-8	
04:24	5 HARTNICK S Personal foul			
04:24				15 KOHLER-LENZ D Foul On
04:06				11 PASSIWAN D 3-Pts missed (3 Out)
04:04	15 NORTJE R Defensive Rebound			
03:59	10 PAPENFUS M Turnover			
03:44				9 FISCHER F Turnover
03:44	7 TAYLOR N Steal			
03:28	15 NORTJE R Offensive foul			
03:28	15 NORTJE R Turnover			
03:28				9 FISCHER F Foul On
03:28				9 FISCHER F Steal
03:28				7 LEHMANN L Player OUT ---->>
03:28				9 FISCHER F Player OUT ---->>
03:28				11 PASSIWAN D Player OUT ---->>
03:28				8 BIENEK A Player IN <<----
03:28				13 CHRISTINK L Player IN <<----
03:28				14 COSKUN A Player IN <<----
03:17				15 KOHLER-LENZ D Turnover
03:17	10 PAPENFUS M Steal			



## PLAY BY PLAY

文字比分播报

RSA 16 vs 46 GER

Attendance: 1095

Game Time	RSA - South Africa	Score	Lead	GER - Germany
03:09	15 NORTJE R 2-Pts paint made (2 In)	6-12	-6	
03:09				15 KOHLER-LENZ D Personal foul
03:09	15 NORTJE R Foul On			
03:09	15 NORTJE R Free Throw made (1 In)	7-12	-5	
02:55		7-14	-7	13 CHRISTINK L 2-Pts paint made (2 In)
02:45	15 NORTJE R Turnover			
02:37	5 HARTNICK S Personal foul			
02:37				8 BIENEK A Foul On
02:37				15 KOHLER-LENZ D Player OUT ---->>
02:37				12 WOLK S Player IN <<----
02:37		7-15	-8	8 BIENEK A Free Throw made (1 In)
02:37		7-16	-9	8 BIENEK A Free Throw made (1 In)
02:25	15 NORTJE R Turnover			
02:12		7-18	-11	14 COSKUN A 2-Pts made (2 In)
02:10				13 CHRISTINK L Assist
02:08				12 WOLK S Personal foul
02:08	12 CURLE DN Foul On			
02:08	7 TAYLOR N Player OUT ---->>			
02:08	6 WILLIAMS R Player IN <<----			
01:53				8 BIENEK A Steal
01:53	12 CURLE DN Turnover			
01:53	12 CURLE DN Personal foul			
01:53				13 CHRISTINK L Foul On
01:53				13 CHRISTINK L Free Throw missed (1 Out)
01:53		7-19	-12	13 CHRISTINK L Free Throw made (1 In)
01:41				13 CHRISTINK L Steal
01:41	10 PAPENFUS M Turnover			
01:38				5 SCHUERMANN J Player OUT ---->>
01:38				4 LOHMANN B Player IN <<----
01:30				14 COSKUN A 2-Pts missed (2 out)
01:29	15 NORTJE R Defensive Rebound			
01:29				12 WOLK S Personal foul
01:29	5 HARTNICK S Foul On			
01:29	6 WILLIAMS R Player OUT ---->>			
01:29	7 TAYLOR N Player IN <<----			
01:15	10 PAPENFUS M Turnover			
01:15				12 WOLK S Steal
01:07		7-21	-14	13 CHRISTINK L 2-Pts paint made (2 In)
01:05				8 BIENEK A Assist
00:59				13 CHRISTINK L Personal foul
00:59	15 NORTJE R Foul On			
00:59	10 PAPENFUS M Player OUT ---->>			



## PLAY BY PLAY

文字比分播报

RSA 16 vs 46 GER

Attendance: 1095

Game Time	RSA - South Africa	Score	Lead	GER - Germany
00:59	9 GUMBI S Player IN <<----			
00:59				Time out
00:50				14 COSKUN A Personal foul
00:50	15 NORTJE R Foul On			
00:50	15 NORTJE R Free Throw missed (1 Out)			
00:50	15 NORTJE R Free Throw made (1 In)	8-21	-13	
00:37				8 BIENEK A 2 Pts paint missed (2 Out)
00:34	7 TAYLOR N Defensive Rebound			
00:31	12 CURLE DN Offensive foul			
00:31	12 CURLE DN Turnover			
00:31				13 CHRISTINK L Foul On
00:31				13 CHRISTINK L Steal
00:18				12 WOLK S 2 Pts paint missed (2 Out)
00:16	7 TAYLOR N Defensive Rebound			

## SECOND QUARTER

### Quarter Starters:

RSA 5 HARTNICK S      7 TAYLOR N      9 GUMBI S      12 CURLE DN      15 NORTJE R  
GER 8 BIENEK A      13 CHRISTINK L      14 COSKUN A      4 LOHMANN B      12 WOLK S

Game Time	RSA - South Africa	Score	Lead	GER - Germany
10:00				8 BIENEK A Player IN <<----
10:00				13 CHRISTINK L Player IN <<----
10:00				14 COSKUN A Player IN <<----
10:00				4 LOHMANN B Player IN <<----
10:00				12 WOLK S Player IN <<----
10:00	5 HARTNICK S Player IN <<----			
10:00	7 TAYLOR N Player IN <<----			
10:00	9 GUMBI S Player IN <<----			
10:00	12 CURLE DN Player IN <<----			
10:00	15 NORTJE R Player IN <<----			
00:00				4 LOHMANN B Tap off situation, throw-in
09:46				8 BIENEK A 2-Pts missed (2 out)
09:41				4 LOHMANN B Offensive Rebound
09:33				8 BIENEK A 2 Pts paint missed (2 Out)
09:31				12 WOLK S Offensive Rebound
09:31		8-23	-15	12 WOLK S 2-Pts paint made (2 In)
09:31				8 BIENEK A Player OUT ---->>
09:31				6 QUALI M Player IN <<----
09:31	5 HARTNICK S Player OUT ---->>			
09:31	4 RETIEF M Player IN <<----			
09:14	15 NORTJE R 2-Pts paint made (2 In)	10-23	-13	
09:02	15 NORTJE R Personal foul			



## PLAY BY PLAY

文字比分播报

RSA 16 vs 46 GER

Attendance: 1095

Game Time	RSA - South Africa	Score	Lead	GER - Germany
09:02				12 WOLK S Foul On
09:02				12 WOLK S Free Throw missed (1 Out)
09:02		10-24	-14	12 WOLK S Free Throw made (1 In)
08:52	9 GUMBI S 2 Pts paint missed (2 Out)			
08:50				14 COSKUN A Defensive Rebound
08:44		10-26	-16	13 CHRISTINK L 2-Pts paint made (2 In)
08:14	7 TAYLOR N 2-Pts missed (2 out)			
08:11				13 CHRISTINK L Defensive Rebound
07:57		10-28	-18	14 COSKUN A 2-Pts made (2 In)
07:54				13 CHRISTINK L Assist
07:34	15 NORTJE R Player OUT ---->>			
07:34	14 NEL J Player IN <<----			
07:28	7 TAYLOR N 2-Pts missed (2 out)			
07:27				14 COSKUN A Defensive Rebound
07:15				14 COSKUN A 2 Pts paint missed (2 Out)
07:14	7 TAYLOR N Defensive Rebound			
07:14	7 TAYLOR N Turnover			
07:06				6 QUALI M 2-Pts missed (2 out)
07:04	14 NEL J Defensive Rebound			
07:02	7 TAYLOR N Turnover			
06:55		10-30	-20	6 QUALI M 2-Pts paint made (2 In)
06:53				13 CHRISTINK L Assist
06:46	12 CURLE DN Turnover			
06:46				13 CHRISTINK L Steal
06:40	14 NEL J Personal foul			
06:40				12 WOLK S Foul On
06:32				6 QUALI M 2 Pts paint missed (2 Out)
06:30				6 QUALI M Offensive Rebound
06:30		10-32	-22	6 QUALI M 2-Pts paint made (2 In)
06:12				14 COSKUN A Steal
06:12	12 CURLE DN Turnover			
06:06				12 WOLK S 2 Pts paint missed (2 Out)
06:04	14 NEL J Defensive Rebound			
06:03				13 CHRISTINK L Personal foul
06:03	12 CURLE DN Foul On			
05:48	14 NEL J Offensive foul			
05:48	14 NEL J Turnover			
05:48				13 CHRISTINK L Foul On
05:48				13 CHRISTINK L Steal
05:48				14 COSKUN A Player OUT ---->>
05:48				15 KOHLER-LENZ D Player IN <<----
05:35		10-34	-24	6 QUALI M 2-Pts made (2 In)



## PLAY BY PLAY

文字比分播报

RSA 16 vs 46 GER

Attendance: 1095

Game Time	RSA - South Africa	Score	Lead	GER - Germany
05:32				13 CHRISTINK L Assist
05:22				15 KOHLER-LENZ D Steal
05:22	9 GUMBI S Turnover			
05:18		10-36	-26	12 WOLK S 2-Pts paint made (2 In)
05:17				15 KOHLER-LENZ D Assist
05:13	14 NEL J Player OUT ---->>			
05:13	13 WAITES G Player IN <<----			
05:04				13 CHRISTINK L Steal
05:04	12 CURLE DN Turnover			
04:57		10-38	-28	12 WOLK S 2-Pts paint made (2 In)
04:55				13 CHRISTINK L Assist
04:48	7 TAYLOR N Turnover			
04:42				6 QUALI M 2 Pts paint missed (2 Out)
04:39				15 KOHLER-LENZ D Offensive Rebound
04:39				15 KOHLER-LENZ D 2 Pts paint missed (2 Out)
04:39				15 KOHLER-LENZ D Offensive Rebound
04:29				4 LOHMANN B 2-Pts missed (2 out)
04:29	Defensive Rebound			
04:10	9 GUMBI S 2-Pts missed (2 out)			
04:08				12 WOLK S Defensive Rebound
04:00				13 CHRISTINK L 2 Pts paint missed (2 Out)
03:58	12 CURLE DN Defensive Rebound			
03:39	9 GUMBI S 2-Pts paint made (2 In)	12-38	-26	
03:39	7 TAYLOR N Assist			
03:39				Time out
03:39				4 LOHMANN B Player OUT ---->>
03:39				6 QUALI M Player OUT ---->>
03:39				12 WOLK S Player OUT ---->>
03:39				13 CHRISTINK L Player OUT ---->>
03:39				5 SCHUERMANN J Player IN <<----
03:39				7 LEHMANN L Player IN <<----
03:39				9 FISCHER F Player IN <<----
03:39				11 PASSIWAN D Player IN <<----
03:26		12-40	-28	11 PASSIWAN D 2-Pts made (2 In)
03:13	13 WAITES G Turnover			
03:13				15 KOHLER-LENZ D Steal
03:10				11 PASSIWAN D Fast Break
03:09		12-42	-30	11 PASSIWAN D 2-Pts paint made (2 In)
03:07				15 KOHLER-LENZ D Assist
02:55	9 GUMBI S 2 Pts paint missed (2 Out)			
02:53				15 KOHLER-LENZ D Defensive Rebound
02:51	9 GUMBI S Personal foul			



## PLAY BY PLAY

文字比分播报

RSA 16 vs 46 GER

Attendance: 1095

Game Time	RSA - South Africa	Score	Lead	GER - Germany
02:51				15 KOHLER-LENZ D Foul On
02:37				7 LEHMANN L 2-Pts missed (2 out)
02:33	7 TAYLOR N Defensive Rebound			
02:30	7 TAYLOR N Turnover			
02:30				5 SCHUERMANN J Steal
02:23	4 RETIEF M Personal foul			
02:23				11 PASSIWAN D Foul On
02:23				11 PASSIWAN D Free Throw missed (1 Out)
02:23				11 PASSIWAN D Free Throw missed (1 Out)
02:19	12 CURLE DN Defensive Rebound			
02:19	12 CURLE DN Turnover			
02:02		12-44	-32	11 PASSIWAN D 2-Pts paint made (2 In)
02:00				7 LEHMANN L Assist
01:37	13 WAITES G 2-Pts missed (2 out)			
01:36				11 PASSIWAN D Defensive Rebound
01:29				7 LEHMANN L 2 Pts paint missed (2 Out)
01:27	12 CURLE DN Defensive Rebound			
01:16	4 RETIEF M Turnover			
01:16				7 LEHMANN L Steal
01:16				7 LEHMANN L Turnover
01:14				7 LEHMANN L Player OUT ---->>
01:14				8 BIENEK A Player IN <<----
01:04	7 TAYLOR N 2-Pts made (2 In)	14-44	-30	
01:03	12 CURLE DN Assist			
00:48				11 PASSIWAN D 2-Pts missed (2 out)
00:46	9 GUMBI S Defensive Rebound			
00:30	7 TAYLOR N 2-Pts made (2 In)	16-44	-28	
00:28	12 CURLE DN Assist			
00:13		16-46	-30	11 PASSIWAN D 2-Pts made (2 In)
00:01	13 WAITES G Turnover			
00:00				11 PASSIWAN D 3-Pts missed (3 Out)



## PLAY BY PLAY

文字比分播报

RSA 43 vs 96 GER

Attendance: 1095

Scoring by 5 min intervals:		Q1		Q2		Q3		Q4	
RSA		2	8	10	16	22	26	31	43
GER		12	21	36	46	57	72	85	96

### FIRST QUARTER

#### Quarter Starters:

<b>RSA</b> 5 HARTNICK S	7 TAYLOR N	10 PAPENFUS M	12 CURLE DN	15 NORTJE R
<b>GER</b> 5 SCHUERMANN J	7 LEHMANN L	9 FISCHER F	11 PASSIWAN D	15 KOHLER-LENZ D

Game Time	RSA - South Africa	Score	Lead	GER - Germany
10:00	5 HARTNICK S Player IN <<----			
10:00	7 TAYLOR N Player IN <<----			
10:00	10 PAPENFUS M Player IN <<----			
10:00	12 CURLE DN Player IN <<----			
10:00	15 NORTJE R Player IN <<----			
10:00				5 SCHUERMANN J Player IN <<----
10:00				7 LEHMANN L Player IN <<----
10:00				9 FISCHER F Player IN <<----
10:00				11 PASSIWAN D Player IN <<----
10:00				15 KOHLER-LENZ D Player IN <<----
10:00	15 NORTJE R Tap off won			15 KOHLER-LENZ D Tap off lost
09:45	15 NORTJE R 2-Pts made (2 In)	2-0	+2	
09:32				11 PASSIWAN D 2-Pts missed (2 out)
09:28	10 PAPENFUS M Defensive Rebound			
09:16	15 NORTJE R 2 Pts paint missed (2 Out)			
09:13				11 PASSIWAN D Defensive Rebound
09:06				7 LEHMANN L Turnover
09:06	7 TAYLOR N Steal			
09:06	10 PAPENFUS M Turnover			
09:06				15 KOHLER-LENZ D Steal
08:56				11 PASSIWAN D 2 Pts paint missed (2 Out)
08:55	7 TAYLOR N Defensive Rebound			
08:51	7 TAYLOR N Turnover			
08:43				11 PASSIWAN D 2-Pts missed (2 out)
08:41	7 TAYLOR N Defensive Rebound			
08:31	12 CURLE DN Turnover			
08:31				15 KOHLER-LENZ D Steal
08:19		2-2	0	7 LEHMANN L 2-Pts made (2 In)
07:56	7 TAYLOR N Turnover			
07:56				5 SCHUERMANN J Steal
07:48		2-4	-2	11 PASSIWAN D 2-Pts paint made (2 In)
07:46				7 LEHMANN L Assist
07:39	15 NORTJE R Turnover			
07:27		2-6	-4	11 PASSIWAN D 2-Pts made (2 In)





## PLAY BY PLAY

文字比分播报

RSA 43 vs 96 GER

Attendance: 1095

Game Time	RSA - South Africa	Score	Lead	GER - Germany
07:13	7 TAYLOR N 3-Pts missed (3 Out)			
07:11				9 FISCHER F Defensive Rebound
07:03				7 LEHMANN L 2 Pts paint missed (2 Out)
07:01				11 PASSIWAN D Offensive Rebound
07:01		2-8	-6	11 PASSIWAN D 2-Pts paint made (2 In)
07:01	Time out			
06:46	15 NORTJE R 2 Pts paint missed (2 Out)			
06:44				15 KOHLER-LENZ D Defensive Rebound
06:34				15 KOHLER-LENZ D 2-Pts missed (2 out)
06:33	15 NORTJE R Defensive Rebound			
06:11	12 CURLE DN 2-Pts missed (2 out)			
06:11				Defensive Rebound
05:53	5 HARTNICK S Personal foul			
05:53				15 KOHLER-LENZ D Foul On
05:48		2-10	-8	7 LEHMANN L 2-Pts paint made (2 In)
05:44				5 SCHUERMAN J Assist
05:35	7 TAYLOR N 3-Pts missed (3 Out)			
05:32				5 SCHUERMAN J Defensive Rebound
05:23		2-12	-10	11 PASSIWAN D 2-Pts paint made (2 In)
04:56	15 NORTJE R Turnover			
04:42				11 PASSIWAN D Turnover
04:42	12 CURLE DN Steal			
04:34	12 CURLE DN 2-Pts paint made (2 In)	4-12	-8	
04:24	5 HARTNICK S Personal foul			
04:24				15 KOHLER-LENZ D Foul On
04:06				11 PASSIWAN D 3-Pts missed (3 Out)
04:04	15 NORTJE R Defensive Rebound			
03:59	10 PAPPENFUS M Turnover			
03:44				9 FISCHER F Turnover
03:44	7 TAYLOR N Steal			
03:28	15 NORTJE R Offensive foul			
03:28	15 NORTJE R Turnover			
03:28				9 FISCHER F Foul On
03:28				9 FISCHER F Steal
03:28				7 LEHMANN L Player OUT ---->>
03:28				9 FISCHER F Player OUT ---->>
03:28				11 PASSIWAN D Player OUT ---->>
03:28				8 BIENEK A Player IN <<----
03:28				13 CHRISTINK L Player IN <<----
03:28				14 COSKUN A Player IN <<----
03:17				15 KOHLER-LENZ D Turnover
03:17	10 PAPPENFUS M Steal			



## PLAY BY PLAY

文字比分播报

RSA 43 vs 96 GER

Attendance: 1095

Game Time	RSA - South Africa	Score	Lead	GER - Germany
03:09	15 NORTJE R 2-Pts paint made (2 In)	6-12	-6	
03:09				15 KOHLER-LENZ D Personal foul
03:09	15 NORTJE R Foul On			
03:09	15 NORTJE R Free Throw made (1 In)	7-12	-5	
02:55		7-14	-7	13 CHRISTINK L 2-Pts paint made (2 In)
02:45	15 NORTJE R Turnover			
02:37	5 HARTNICK S Personal foul			
02:37				8 BIENEK A Foul On
02:37				15 KOHLER-LENZ D Player OUT ---->>
02:37				12 WOLK S Player IN <<----
02:37		7-15	-8	8 BIENEK A Free Throw made (1 In)
02:37		7-16	-9	8 BIENEK A Free Throw made (1 In)
02:25	15 NORTJE R Turnover			
02:12		7-18	-11	14 COSKUN A 2-Pts made (2 In)
02:10				13 CHRISTINK L Assist
02:08				12 WOLK S Personal foul
02:08	12 CURLE DN Foul On			
02:08	7 TAYLOR N Player OUT ---->>			
02:08	6 WILLIAMS R Player IN <<----			
01:53				8 BIENEK A Steal
01:53	12 CURLE DN Turnover			
01:53	12 CURLE DN Personal foul			
01:53				13 CHRISTINK L Foul On
01:53				13 CHRISTINK L Free Throw missed (1 Out)
01:53		7-19	-12	13 CHRISTINK L Free Throw made (1 In)
01:41				13 CHRISTINK L Steal
01:41	10 PAPENFUS M Turnover			
01:38				5 SCHUERMANN J Player OUT ---->>
01:38				4 LOHMANN B Player IN <<----
01:30				14 COSKUN A 2-Pts missed (2 out)
01:29	15 NORTJE R Defensive Rebound			
01:29				12 WOLK S Personal foul
01:29	5 HARTNICK S Foul On			
01:29	6 WILLIAMS R Player OUT ---->>			
01:29	7 TAYLOR N Player IN <<----			
01:15	10 PAPENFUS M Turnover			
01:15				12 WOLK S Steal
01:07		7-21	-14	13 CHRISTINK L 2-Pts paint made (2 In)
01:05				8 BIENEK A Assist
00:59				13 CHRISTINK L Personal foul
00:59	15 NORTJE R Foul On			
00:59	10 PAPENFUS M Player OUT ---->>			



## PLAY BY PLAY

文字比分播报

RSA 43 vs 96 GER

Attendance: 1095

Game Time	RSA - South Africa	Score	Lead	GER - Germany
00:59	9 GUMBI S Player IN <<----			
00:59				Time out
00:50				14 COSKUN A Personal foul
00:50	15 NORTJE R Foul On			
00:50	15 NORTJE R Free Throw missed (1 Out)			
00:50	15 NORTJE R Free Throw made (1 In)	8-21	-13	
00:37				8 BIENEK A 2 Pts paint missed (2 Out)
00:34	7 TAYLOR N Defensive Rebound			
00:31	12 CURLE DN Offensive foul			
00:31	12 CURLE DN Turnover			
00:31				13 CHRISTINK L Foul On
00:31				13 CHRISTINK L Steal
00:18				12 WOLK S 2 Pts paint missed (2 Out)
00:16	7 TAYLOR N Defensive Rebound			

## SECOND QUARTER

### Quarter Starters:

RSA 5 HARTNICK S      7 TAYLOR N      9 GUMBI S      12 CURLE DN      15 NORTJE R  
GER 8 BIENEK A      13 CHRISTINK L      14 COSKUN A      4 LOHMANN B      12 WOLK S

Game Time	RSA - South Africa	Score	Lead	GER - Germany
10:00				8 BIENEK A Player IN <<----
10:00				13 CHRISTINK L Player IN <<----
10:00				14 COSKUN A Player IN <<----
10:00				4 LOHMANN B Player IN <<----
10:00				12 WOLK S Player IN <<----
10:00	5 HARTNICK S Player IN <<----			
10:00	7 TAYLOR N Player IN <<----			
10:00	9 GUMBI S Player IN <<----			
10:00	12 CURLE DN Player IN <<----			
10:00	15 NORTJE R Player IN <<----			
00:00				4 LOHMANN B Tap off situation, throw-in
09:46				8 BIENEK A 2-Pts missed (2 out)
09:41				4 LOHMANN B Offensive Rebound
09:33				8 BIENEK A 2 Pts paint missed (2 Out)
09:31				12 WOLK S Offensive Rebound
09:31		8-23	-15	12 WOLK S 2-Pts paint made (2 In)
09:31				8 BIENEK A Player OUT ---->>
09:31				6 QUALI M Player IN <<----
09:31	5 HARTNICK S Player OUT ---->>			
09:31	4 RETIEF M Player IN <<----			
09:14	15 NORTJE R 2-Pts paint made (2 In)	10-23	-13	
09:02	15 NORTJE R Personal foul			



## PLAY BY PLAY

文字比分播报

RSA 43 vs 96 GER

Attendance: 1095

Game Time	RSA - South Africa	Score	Lead	GER - Germany
09:02				12 WOLK S Foul On
09:02				12 WOLK S Free Throw missed (1 Out)
09:02		10-24	-14	12 WOLK S Free Throw made (1 In)
08:52	9 GUMBI S 2 Pts paint missed (2 Out)			
08:50				14 COSKUN A Defensive Rebound
08:44		10-26	-16	13 CHRISTINK L 2-Pts paint made (2 In)
08:14	7 TAYLOR N 2-Pts missed (2 out)			
08:11				13 CHRISTINK L Defensive Rebound
07:57		10-28	-18	14 COSKUN A 2-Pts made (2 In)
07:54				13 CHRISTINK L Assist
07:34	15 NORTJE R Player OUT ---->>			
07:34	14 NEL J Player IN <<----			
07:28	7 TAYLOR N 2-Pts missed (2 out)			
07:27				14 COSKUN A Defensive Rebound
07:15				14 COSKUN A 2 Pts paint missed (2 Out)
07:14	7 TAYLOR N Defensive Rebound			
07:14	7 TAYLOR N Turnover			
07:06				6 QUALI M 2-Pts missed (2 out)
07:04	14 NEL J Defensive Rebound			
07:02	7 TAYLOR N Turnover			
06:55		10-30	-20	6 QUALI M 2-Pts paint made (2 In)
06:53				13 CHRISTINK L Assist
06:46	12 CURLE DN Turnover			
06:46				13 CHRISTINK L Steal
06:40	14 NEL J Personal foul			
06:40				12 WOLK S Foul On
06:32				6 QUALI M 2 Pts paint missed (2 Out)
06:30				6 QUALI M Offensive Rebound
06:30		10-32	-22	6 QUALI M 2-Pts paint made (2 In)
06:12				14 COSKUN A Steal
06:12	12 CURLE DN Turnover			
06:06				12 WOLK S 2 Pts paint missed (2 Out)
06:04	14 NEL J Defensive Rebound			
06:03				13 CHRISTINK L Personal foul
06:03	12 CURLE DN Foul On			
05:48	14 NEL J Offensive foul			
05:48	14 NEL J Turnover			
05:48				13 CHRISTINK L Foul On
05:48				13 CHRISTINK L Steal
05:48				14 COSKUN A Player OUT ---->>
05:48				15 KOHLER-LENZ D Player IN <<----
05:35		10-34	-24	6 QUALI M 2-Pts made (2 In)



## PLAY BY PLAY

文字比分播报

RSA 43 vs 96 GER

Attendance: 1095

Game Time	RSA - South Africa	Score	Lead	GER - Germany
05:32				13 CHRISTINK L Assist
05:22				15 KOHLER-LENZ D Steal
05:22	9 GUMBI S Turnover			
05:18		10-36	-26	12 WOLK S 2-Pts paint made (2 In)
05:17				15 KOHLER-LENZ D Assist
05:13	14 NEL J Player OUT ---->>			
05:13	13 WAITES G Player IN <<----			
05:04				13 CHRISTINK L Steal
05:04	12 CURLE DN Turnover			
04:57		10-38	-28	12 WOLK S 2-Pts paint made (2 In)
04:55				13 CHRISTINK L Assist
04:48	7 TAYLOR N Turnover			
04:42				6 QUALI M 2 Pts paint missed (2 Out)
04:39				15 KOHLER-LENZ D Offensive Rebound
04:39				15 KOHLER-LENZ D 2 Pts paint missed (2 Out)
04:39				15 KOHLER-LENZ D Offensive Rebound
04:29				4 LOHMANN B 2-Pts missed (2 out)
04:29	Defensive Rebound			
04:10	9 GUMBI S 2-Pts missed (2 out)			
04:08				12 WOLK S Defensive Rebound
04:00				13 CHRISTINK L 2 Pts paint missed (2 Out)
03:58	12 CURLE DN Defensive Rebound			
03:39	9 GUMBI S 2-Pts paint made (2 In)	12-38	-26	
03:39	7 TAYLOR N Assist			
03:39				Time out
03:39				4 LOHMANN B Player OUT ---->>
03:39				6 QUALI M Player OUT ---->>
03:39				12 WOLK S Player OUT ---->>
03:39				13 CHRISTINK L Player OUT ---->>
03:39				5 SCHUERMANN J Player IN <<----
03:39				7 LEHMANN L Player IN <<----
03:39				9 FISCHER F Player IN <<----
03:39				11 PASSIWAN D Player IN <<----
03:26		12-40	-28	11 PASSIWAN D 2-Pts made (2 In)
03:13	13 WAITES G Turnover			
03:13				15 KOHLER-LENZ D Steal
03:10				11 PASSIWAN D Fast Break
03:09		12-42	-30	11 PASSIWAN D 2-Pts paint made (2 In)
03:07				15 KOHLER-LENZ D Assist
02:55	9 GUMBI S 2 Pts paint missed (2 Out)			
02:53				15 KOHLER-LENZ D Defensive Rebound
02:51	9 GUMBI S Personal foul			



## PLAY BY PLAY

文字比分播报

RSA 43 vs 96 GER

Attendance: 1095

Game Time	RSA - South Africa	Score	Lead	GER - Germany
02:51				15 KOHLER-LENZ D Foul On
02:37				7 LEHMANN L 2-Pts missed (2 out)
02:33	7 TAYLOR N Defensive Rebound			
02:30	7 TAYLOR N Turnover			
02:30				5 SCHUERMANN J Steal
02:23	4 RETIEF M Personal foul			
02:23				11 PASSIWAN D Foul On
02:23				11 PASSIWAN D Free Throw missed (1 Out)
02:23				11 PASSIWAN D Free Throw missed (1 Out)
02:19	12 CURLE DN Defensive Rebound			
02:19	12 CURLE DN Turnover			
02:02		12-44	-32	11 PASSIWAN D 2-Pts paint made (2 In)
02:00				7 LEHMANN L Assist
01:37	13 WAITES G 2-Pts missed (2 out)			
01:36				11 PASSIWAN D Defensive Rebound
01:29				7 LEHMANN L 2 Pts paint missed (2 Out)
01:27	12 CURLE DN Defensive Rebound			
01:16	4 RETIEF M Turnover			
01:16				7 LEHMANN L Steal
01:16				7 LEHMANN L Turnover
01:14				7 LEHMANN L Player OUT ---->>
01:14				8 BIENEK A Player IN <<----
01:04	7 TAYLOR N 2-Pts made (2 In)	14-44	-30	
01:03	12 CURLE DN Assist			
00:48				11 PASSIWAN D 2-Pts missed (2 out)
00:46	9 GUMBI S Defensive Rebound			
00:30	7 TAYLOR N 2-Pts made (2 In)	16-44	-28	
00:28	12 CURLE DN Assist			
00:13		16-46	-30	11 PASSIWAN D 2-Pts made (2 In)
00:01	13 WAITES G Turnover			
00:00				11 PASSIWAN D 3-Pts missed (3 Out)

### THIRD QUARTER

#### Quarter Starters:

**RSA** 4 RETIEF M                      8 GOVENDER J                      11 ZONKE T                      12 CURLE DN                      15 NORTJE R  
**GER** 7 LEHMANN L                      9 FISCHER F                      11 PASSIWAN D                      15 KOHLER-LENZ D                      5 SCHUERMANN J

Game Time	RSA - South Africa	Score	Lead	GER - Germany
10:00	4 RETIEF M Player IN <<----			
10:00	8 GOVENDER J Player IN <<----			
10:00	11 ZONKE T Player IN <<----			
10:00	12 CURLE DN Player IN <<----			
10:00	15 NORTJE R Player IN <<----			



## PLAY BY PLAY

文字比分播报

RSA 43 vs 96 GER

Attendance: 1095

Game Time	RSA - South Africa	Score	Lead	GER - Germany
10:00				7 LEHMANN L Player IN <<----
10:00				9 FISCHER F Player IN <<----
10:00				11 PASSIWAN D Player IN <<----
10:00				15 KOHLER-LENZ D Player IN <<----
10:00				5 SCHUERMANN J Player IN <<----
09:59	4 RETIEF M Tap off situation, throw-in			
09:48	11 ZONKE T 2-Pts made (2 In)	18-46	-28	
09:24		18-48	-30	11 PASSIWAN D 2-Pts made (2 In)
09:13	12 CURLE DN Turnover			
09:13				5 SCHUERMANN J Steal
09:03				15 KOHLER-LENZ D 2 Pts paint missed (2 Out)
09:00	15 NORTJE R Defensive Rebound			
08:54	15 NORTJE R Turnover			
08:42		18-50	-32	11 PASSIWAN D 2-Pts made (2 In)
08:40				9 FISCHER F Assist
08:29				15 KOHLER-LENZ D Personal foul
08:29	15 NORTJE R Foul On			
08:13	12 CURLE DN 2-Pts made (2 In)	20-50	-30	
07:57				11 PASSIWAN D 2-Pts missed (2 out)
07:56				7 LEHMANN L Offensive Rebound
07:56	12 CURLE DN Personal foul			
07:56				11 PASSIWAN D Foul On
07:41		20-52	-32	7 LEHMANN L 2-Pts paint made (2 In)
07:41	11 ZONKE T Personal foul			
07:41				7 LEHMANN L Foul On
07:40				7 LEHMANN L Free Throw missed (1 Out)
07:36				15 KOHLER-LENZ D Offensive Rebound
07:36		20-54	-34	15 KOHLER-LENZ D 2-Pts paint made (2 In)
07:06	15 NORTJE R 2-Pts missed (2 out)			
07:04				7 LEHMANN L Defensive Rebound
06:55	4 RETIEF M Personal foul			
06:55				7 LEHMANN L Foul On
06:55				15 KOHLER-LENZ D Player OUT ---->>
06:55				12 WOLK S Player IN <<----
06:55		20-55	-35	7 LEHMANN L Free Throw made (1 In)
06:54				7 LEHMANN L Free Throw missed (1 Out)
06:51				11 PASSIWAN D Offensive Rebound
06:49				12 WOLK S 2 Pts paint missed (2 Out)
06:47	15 NORTJE R Defensive Rebound			
06:37				9 FISCHER F Personal foul
06:37	4 RETIEF M Foul On			
06:25	15 NORTJE R 2-Pts paint made (2 In)	22-55	-33	



## PLAY BY PLAY

文字比分播报

RSA 43 vs 96 GER

Attendance: 1095

Game Time	RSA - South Africa	Score	Lead	GER - Germany
06:03		22-57	-35	7 LEHMANN L 2-Pts paint made (2 In)
06:01				11 PASSIWAN D Assist
05:49	12 CURLE DN Turnover			
05:49				9 FISCHER F Steal
05:40				5 SCHUERMANN J 2 Pts paint missed (2 Out)
05:39	12 CURLE DN Defensive Rebound			
05:24	15 NORTJE R 2-Pts missed (2 out)			
05:22				7 LEHMANN L Defensive Rebound
05:09				5 SCHUERMANN J Offensive foul
05:09				5 SCHUERMANN J Turnover
05:09	8 GOVENDER J Foul On			
05:09	8 GOVENDER J Steal			
05:01	15 NORTJE R Player OUT ---->>			
05:01	14 NEL J Player IN <<----			
05:01	4 RETIEF M Player OUT ---->>			
05:01	6 WILLIAMS R Player IN <<----			
04:48	11 ZONKE T Turnover			
04:48				5 SCHUERMANN J Steal
04:44		22-59	-37	9 FISCHER F 2-Pts paint made (2 In)
04:42				7 LEHMANN L Assist
04:32	12 CURLE DN Turnover			
04:32				11 PASSIWAN D Steal
04:27		22-61	-39	9 FISCHER F 2-Pts paint made (2 In)
04:26				12 WOLK S Assist
04:08				5 SCHUERMANN J Steal
04:08	12 CURLE DN Turnover			
04:02				12 WOLK S Fast Break
04:02		22-63	-41	12 WOLK S 2-Pts paint made (2 In)
04:02	Time out			
04:00				9 FISCHER F Player OUT ---->>
04:00				7 LEHMANN L Player OUT ---->>
04:00				8 BIENEK A Player IN <<----
04:00				13 CHRISTINK L Player IN <<----
04:00				5 SCHUERMANN J Player OUT ---->>
04:00				14 COSKUN A Player IN <<----
04:00				11 PASSIWAN D Player OUT ---->>
04:00				4 LOHMANN B Player IN <<----
03:50	8 GOVENDER J Turnover			
03:28		22-65	-43	14 COSKUN A 2-Pts made (2 In)
03:17				14 COSKUN A Steal
03:17	11 ZONKE T Turnover			
03:03				14 COSKUN A 2-Pts missed (2 out)





## PLAY BY PLAY

文字比分播报

RSA 43 vs 96 GER

Attendance: 1095

Game Time	RSA - South Africa	Score	Lead	GER - Germany
02:58				8 BIENEK A Offensive Rebound
02:55				14 COSKUN A 2-Pts missed (2 out)
02:54	14 NEL J Defensive Rebound			
02:41	6 WILLIAMS R 2-Pts made (2 In)	24-65	-41	
02:16				12 WOLK S 2 Pts paint missed (2 Out)
02:14	14 NEL J Defensive Rebound			
01:58	14 NEL J 2-Pts missed (2 out)			
01:56				12 WOLK S Defensive Rebound
01:48		24-67	-43	8 BIENEK A 2-Pts paint made (2 In)
01:45				14 COSKUN A Assist
01:44	11 ZONKE T Turnover			
01:20		24-69	-45	8 BIENEK A 2-Pts made (2 In)
01:09				12 WOLK S Steal
01:09	12 CURLE DN Turnover			
00:58	8 GOVENDER J Personal foul			
00:58				4 LOHMANN B Foul On
00:58	11 ZONKE T Player OUT ---->>			
00:58	10 PAPENFUS M Player IN <<----			
00:58				4 LOHMANN B Free Throw missed (1 Out)
00:58		24-70	-46	4 LOHMANN B Free Throw made (1 In)
00:56	8 GOVENDER J Turnover			
00:43		24-72	-48	4 LOHMANN B 2-Pts made (2 In)
00:41				13 CHRISTINK L Assist
00:28				14 COSKUN A Personal foul
00:28	12 CURLE DN Foul On			
00:28	10 PAPENFUS M Player OUT ---->>			
00:28	11 ZONKE T Player IN <<----			
00:09	12 CURLE DN 2-Pts made (2 In)	26-72	-46	
00:00				13 CHRISTINK L 3-Pts missed (3 Out)

## FOURTH QUARTER

### Quarter Starters:

RSA

GER

Game Time	RSA - South Africa	Score	Lead	GER - Germany
10:00				13 CHRISTINK L Player IN <<----
10:00				4 LOHMANN B Player IN <<----
10:00				8 BIENEK A Player IN <<----
10:00				10 KRESS A Player IN <<----
10:00				14 COSKUN A Player IN <<----
10:00	6 WILLIAMS R Player IN <<----			
10:00	7 TAYLOR N Player IN <<----			



## PLAY BY PLAY

文字比分播报

RSA 43 vs 96 GER

Attendance: 1095

Game Time	RSA - South Africa	Score	Lead	GER - Germany
10:00	10 PAPENFUS M Player IN <<----			
10:00	12 CURLE DN Player IN <<----			
10:00	13 WAITES G Player IN <<----			
00:00				8 BIENEK A Tap off situation, throw-in
09:48		26-74	-48	8 BIENEK A 2-Pts made (2 In)
09:38	12 CURLE DN Offensive foul			
09:38	12 CURLE DN Turnover			
09:38				8 BIENEK A Foul On
09:38				8 BIENEK A Steal
09:26		26-76	-50	8 BIENEK A 2-Pts made (2 In)
09:24				13 CHRISTINK L Assist
08:57	13 WAITES G 3-Pts missed (3 Out)			
08:55				8 BIENEK A Defensive Rebound
08:44				4 LOHMANN B 2-Pts missed (2 out)
08:41				8 BIENEK A Offensive Rebound
08:38	7 TAYLOR N Personal foul			
08:38				14 COSKUN A Foul On
08:28		26-78	-52	8 BIENEK A 2-Pts paint made (2 In)
08:26				4 LOHMANN B Assist
08:15	12 CURLE DN Turnover			
08:15	Time out			
08:02				8 BIENEK A 2-Pts missed (2 out)
08:00	13 WAITES G Defensive Rebound			
07:45	7 TAYLOR N Turnover			
07:45				8 BIENEK A Steal
07:44	7 TAYLOR N Personal foul			
07:44				8 BIENEK A Foul On
07:33				13 CHRISTINK L 2 Pts paint missed (2 Out)
07:31				10 KRESS A Offensive Rebound
07:29				10 KRESS A 2 Pts paint missed (2 Out)
07:27	13 WAITES G Defensive Rebound			
07:17	12 CURLE DN Turnover			
07:17				10 KRESS A Steal
07:03		26-80	-54	10 KRESS A 2-Pts paint made (2 In)
07:03				8 BIENEK A Assist
07:03	6 WILLIAMS R Personal foul			
07:03				10 KRESS A Foul On
07:03	6 WILLIAMS R Player OUT ---->>			
07:03	10 PAPENFUS M Player OUT ---->>			
07:03	13 WAITES G Player OUT ---->>			
07:03	8 GOVENDER J Player IN <<----			
07:03	14 NEL J Player IN <<----			



## PLAY BY PLAY

文字比分播报

RSA 43 vs 96 GER

Attendance: 1095

Game Time	RSA - South Africa	Score	Lead	GER - Germany
07:03	15 NORTJE R Player IN <<----			
07:03		26-81	-55	10 KRESS A Free Throw made (1 In)
07:01	12 CURLE DN Player OUT ---->>			
07:01	10 PAPENFUS M Player IN <<----			
06:56				13 CHRISTINK L Steal
06:56	10 PAPENFUS M Turnover			
06:44		26-83	-57	14 COSKUN A 2-Pts paint made (2 In)
06:42				8 BIENEK A Assist
06:22	15 NORTJE R 2-Pts paint made (2 In)	28-83	-55	
06:22				10 KRESS A Personal foul
06:22	15 NORTJE R Foul On			
06:22				13 CHRISTINK L Player OUT ---->>
06:22				14 COSKUN A Player OUT ---->>
06:22				10 KRESS A Player OUT ---->>
06:22				6 QUALI M Player IN <<----
06:22				7 LEHMANN L Player IN <<----
06:22				12 WOLK S Player IN <<----
06:21	15 NORTJE R Free Throw missed (1 Out)			
06:18				8 BIENEK A Defensive Rebound
06:11		28-85	-57	7 LEHMANN L 2-Pts paint made (2 In)
06:10				8 BIENEK A Assist
05:53				12 WOLK S Personal foul
05:53	15 NORTJE R Foul On			
05:42	7 TAYLOR N 3-Pts made (3 In)	31-85	-54	
05:40	15 NORTJE R Assist			
05:21				7 LEHMANN L Turnover
05:21	14 NEL J Steal			
05:14				7 LEHMANN L Personal foul
05:14	15 NORTJE R Foul On			
05:14	15 NORTJE R Free Throw missed (1 Out)			
05:14	15 NORTJE R Free Throw missed (1 Out)			
05:12				7 LEHMANN L Defensive Rebound
05:04				8 BIENEK A Offensive foul
05:04				8 BIENEK A Turnover
05:04	8 GOVENDER J Foul On			
05:04	8 GOVENDER J Steal			
04:48	7 TAYLOR N 2-Pts missed (2 out)			
04:46				8 BIENEK A Defensive Rebound
04:35				6 QUALI M 2 Pts paint missed (2 Out)
04:33	15 NORTJE R Defensive Rebound			
04:26	15 NORTJE R Turnover			
04:08				8 BIENEK A 2-Pts missed (2 out)



## PLAY BY PLAY

文字比分播报

RSA 43 vs 96 GER

Attendance: 1095

Game Time	RSA - South Africa	Score	Lead	GER - Germany
04:05				12 WOLK S Offensive Rebound
04:05		31-87	-56	12 WOLK S 2-Pts paint made (2 In)
03:38	8 GOVENDER J 2-Pts paint made (2 In)	33-87	-54	
03:36	10 PAPENFUS M Assist			
03:12				7 LEHMANN L 2-Pts missed (2 out)
03:10	14 NEL J Defensive Rebound			
02:53	7 TAYLOR N 3-Pts made (3 In)	36-87	-51	
02:51	14 NEL J Assist			
02:50				Time out
02:50				6 QUALI M Player OUT ---->>
02:50				8 BIENEK A Player OUT ---->>
02:50				11 PASSIWAN D Player IN <<----
02:50				10 KRESS A Player IN <<----
02:50				12 WOLK S Player OUT ---->>
02:50				13 CHRISTINK L Player IN <<----
02:40		36-89	-53	11 PASSIWAN D 2-Pts made (2 In)
02:23				11 PASSIWAN D Personal foul
02:23	15 NORTJE R Foul On			
02:23	15 NORTJE R Free Throw made (1 In)	37-89	-52	
02:23	15 NORTJE R Free Throw made (1 In)	38-89	-51	
02:03				4 LOHMANN B 2 Pts paint missed (2 Out)
02:01	14 NEL J Defensive Rebound			
01:54				11 PASSIWAN D Steal
01:54	7 TAYLOR N Turnover			
01:48				11 PASSIWAN D 2 Pts paint missed (2 Out)
01:46	7 TAYLOR N Defensive Rebound			
01:31	10 PAPENFUS M 2 Pts paint missed (2 Out)			
01:30				13 CHRISTINK L Defensive Rebound
01:11				11 PASSIWAN D 3-Pts missed (3 Out)
01:08	15 NORTJE R Defensive Rebound			
01:08				7 LEHMANN L Personal foul
01:08	15 NORTJE R Foul On			
01:08	15 NORTJE R Free Throw made (1 In)	39-89	-50	
01:08	15 NORTJE R Free Throw made (1 In)	40-89	-49	
00:56		40-91	-51	10 KRESS A 2-Pts made (2 In)
00:56	10 PAPENFUS M Personal foul			
00:56				10 KRESS A Foul On
00:56	Time out			
00:56				10 KRESS A Free Throw missed (1 Out)
00:53				Offensive Rebound
00:44				11 PASSIWAN D 2-Pts missed (2 out)
00:43	14 NEL J Defensive Rebound			



## PLAY BY PLAY

文字比分播报

RSA 43 vs 96 GER

Attendance: 1095

Game Time	RSA - South Africa	Score	Lead	GER - Germany
00:37	15 NORTJE R 2-Pts paint made (2 In)	42-91	-49	
00:37	8 GOVENDER J Assist			
00:35	8 GOVENDER J Personal foul			
00:35				4 LOHMANN B Foul On
00:35		42-92	-50	4 LOHMANN B Free Throw made (1 In)
00:35		42-93	-51	4 LOHMANN B Free Throw made (1 In)
00:27				13 CHRISTINK L Personal foul
00:27	15 NORTJE R Foul On			
00:27	15 NORTJE R Free Throw missed (1 Out)			
00:27	15 NORTJE R Free Throw made (1 In)	43-93	-50	
00:27	7 TAYLOR N Personal foul			
00:27				13 CHRISTINK L Foul On
00:27				13 CHRISTINK L Free Throw missed (1 Out)
00:27		43-94	-51	13 CHRISTINK L Free Throw made (1 In)
00:15	14 NEL J 2-Pts missed (2 out)			
00:13				10 KRESS A Defensive Rebound
00:08				13 CHRISTINK L Fast Break
00:08		43-96	-53	13 CHRISTINK L 2-Pts paint made (2 In)
00:08				11 PASSIWAN D Assist
00:00	15 NORTJE R 3-Pts missed (3 Out)			
00:00				10 KRESS A Defensive Rebound



## RESULTS

比赛成绩

### RSA 16 vs 46 GER

Attendance: 1095

Referee: BOSVELD Andre (NED)

Commissioner: LOVE Greg (AUS)

Umpires: RADOMSKY Ziv (ISR); VILJANEN Seppo Olavi (CZE)

Classifier: LACHANCE Anne (CAN)

		Q1		Q2	
Scoring by 5 min intervals:	RSA	2	8	10	16
	GER	12	21	36	46

#### RSA - SOUTH AFRICA

No.	Name	Sport Class	MIN	Field Goals		2 Points		3 Points		Free Throws		Rebounds			AS	TO	ST	BS	PF	FO	PTS	
				M/A	%	M/A	%	M/A	%	M/A	%	OR	DR	TOT								
*5	HARTNICK Shaun	1.0	10:29																3	1	0	
*7	TAYLOR Nicholas	2.0	19:21	2/6	33	2/4	50	0/2	0			6	6	1	6	2					4	
*10	PAPENFUS Marius (C)	2.5	09:01									1	1		4	1					0	
*12	CURLE David Nathaniel	3.5	20:00	1/2	50	1/2	50					3	3	2	7	1			2	2	2	
*15	NORTJE Richard	4.5	12:26	3/5	60	3/5	60			2/3	67			3	3				5		8	
4	RETIEF Marcus	1.0	09:31												1				1		0	
6	WILLIAMS Ralph	2.0	00:39																		0	
8	GOVENDER Justin	1.0	00:00																		0	
9	GUMBI Siphamandla	3.0	10:59	1/4	25	1/4	25					1	1		1				1		2	
11	ZONKE Thandile	3.5	00:00																		0	
13	WAITES Grant	4.0	05:13	0/1	0	0/1	0								2						0	
14	NEL Jeremy	4.0	02:21									2	2		1				2		0	
Team/Coach																						
<b>Totals</b>				7/18	39	7/16	44	0/2	0	2/3	67		17	17	3	27	4			11	6	16
<b>Coach</b>		SIERRA Vivian																				
<b>Assistant Coach</b>		MOSUOE Kelebone																				

#### GER - GERMANY

No.	Name	Sport Class	MIN	Field Goals		2 Points		3 Points		Free Throws		Rebounds			AS	TO	ST	BS	PF	FO	PTS	
				M/A	%	M/A	%	M/A	%	M/A	%	OR	DR	TOT								
*5	SCHUERMANN Jens	1.0	12:01									1	1	1		2					0	
*7	LEHMANN Lars	3.0	08:57	2/5	40	2/5	40							2	2	1					4	
*9	FISCHER Florian	1.5	10:11									1	1		1	1				1	0	
*11	PASSIWAN Dirk	4.5	10:11	8/14	57	8/12	67	0/2	0	0/2	0	1	2	3	1					1	16	
*15	KOHLER-LENZ Dirk	4.0	13:11	0/2	0	0/2	0					2	2	4	2	1	4		1	3	0	
4	LOHMANN Bjoern	1.0	07:59	0/1	0	0/1	0					1	1								0	
6	QUALI Mimoun	3.0	05:52	3/6	50	3/6	50					1	1								6	
8	BIENEK Andre	3.0	05:11	0/3	0	0/3	0			2/2	100			1		1				1	2	
10	KRESS Andreas	3.5	00:00																		0	
12	WOLK Sebastian	4.0	08:58	3/5	60	3/5	60			1/2	50	1	1	2		1			2	2	7	
13	CHRISTINK Lars (C)	2.0	09:49	3/4	75	3/4	75			1/2	50	1	1	5		5			2	3	7	
14	COSKUN Ahmet	4.0	07:40	2/4	50	2/4	50					2	2			1			1		4	
Team/Coach																						
<b>Totals</b>				21/44	48	21/42	50	0/2	0	4/8	50	6	11	17	11	5	16			6	11	46
<b>Coach</b>		WIEGMANN Frits																				
<b>Assistant Coach</b>		MOERTL Sigg																				

	RSA	GER
Points from Turnovers	4	24
Points in the Paint	8	28
Second Chance Points	0	8
Fast Break Points	0	2

	RSA	GER
Biggest Lead	2	32
Biggest Scoring Run	5-0(7-12)	15-0(10-38)
Lead Changes	2	
Times Tied	1	

#### Legend:

%	Shooting Percentage	(C)	Captain	*	Starters	AS	Assists
BS	Blocked Shots	DR	Defensive Rebounds	FO	Fouls On	M/A	Made/Attempts
MIN	Minutes Played	OR	Offensive Rebounds	PF	Fouls	PTS	Points
Qx	Quarter Time	ST	Steals	TO	Turnovers	TOT	Total Rebounds



## RESULTS

比赛成绩

### RSA 43 vs 96 GER

Attendance: 1095

Referee: BOSVELD Andre (NED)

Commissioner: LOVE Greg (AUS)

Umpires: RADOMSKY Ziv (ISR); VILJANEN Seppo Olavi (CZE)

Classifier: LACHANCE Anne (CAN)

		Q1		Q2		Q3		Q4	
Scoring by 5 min intervals:	RSA	2	8	10	16	22	26	31	43
	GER	12	21	36	46	57	72	85	96

#### RSA - SOUTH AFRICA

No.	Name	Sport Class	MIN	Field Goals		2 Points		3 Points		Free Throws		Rebounds			AS	TO	ST	BS	PF	FO	PTS	
				M/A	%	M/A	%	M/A	%	M/A	%	OR	DR	TOT								
*5	HARTNICK Shaun	1.0	10:29																3	1	0	
*7	TAYLOR Nicholas	2.0	29:21	4/9	44	2/5	40	2/4	50			7	7	1	8	2			3		10	
*10	PAPENFUS Marius (C)	2.5	19:29	0/1	0	0/1	0					1	1	1	5	1			1		0	
*12	CURLE David Nathaniel	3.5	32:59	3/4	75	3/4	75					4	4	2	15	1			4	3	6	
*15	NORTJE Richard	4.5	24:28	6/11	55	6/10	60	0/1	0	7/12	58	7	7	1	7				2	10	19	
4	RETIEF Marcus	1.0	14:30												1				2	1	0	
6	WILLIAMS Ralph	2.0	08:37	1/1	100	1/1	100												1		2	
8	GOVENDER Justin	1.0	17:03	1/1	100	1/1	100							1	2	2			2	2	2	
9	GUMBI Siphamandla	3.0	10:59	1/4	25	1/4	25					1	1		1				1		2	
11	ZONKE Thandile	3.5	09:30	1/1	100	1/1	100								3				1		2	
13	WAITES Grant	4.0	08:10	0/2	0	0/1	0	0/1	0			2	2		2						0	
14	NEL Jeremy	4.0	14:25	0/2	0	0/2	0					7	7	1	1	1			2		0	
Team/Coach																						
<b>Totals</b>				17/36	47	15/30	50	2/6	33	7/12	58		30	30	7	45	7			22	17	43
<b>Coach</b>		SIERRA Vivian																				
<b>Assistant Coach</b>		MOSUOE Kelebone																				

#### GER - GERMANY

No.	Name	Sport Class	MIN	Field Goals		2 Points		3 Points		Free Throws		Rebounds			AS	TO	ST	BS	PF	FO	PTS	
				M/A	%	M/A	%	M/A	%	M/A	%	OR	DR	TOT								
*5	SCHUERMANN Jens	1.0	18:01	0/1	0	0/1	0					1	1	1	1	5			1		0	
*7	LEHMANN Lars	3.0	21:19	5/9	56	5/9	56			1/3	33	1	3	4	3	3	1		2	2	11	
*9	FISCHER Florian	1.5	16:11	2/2	100	2/2	100					1	1	1	1	2			1	1	4	
*11	PASSIWAN Dirk	4.5	19:01	11/21	52	11/18	61	0/3	0	0/2	0	2	2	4	2	1	2		1	2	22	
*15	KOHLER-LENZ Dirk	4.0	16:16	1/4	25	1/4	25					3	2	5	2	1	4		2	3	2	
4	LOHMANN Bjoern	1.0	21:59	1/4	25	1/4	25			3/4	75	1		1	1					2	5	
6	QUALI Mimoun	3.0	09:24	3/7	43	3/7	43					1		1						6		
8	BIENEK Andre	3.0	16:21	5/10	50	5/10	50			2/2	100	2	3	5	4	1	3		1	3	12	
10	KRESS Andreas	3.5	06:28	2/3	67	2/3	67			1/2	50	1	2	3		1			1	2	5	
12	WOLK Sebastian	4.0	19:25	5/9	56	5/9	56			1/2	50	2	2	4	1	2			3	2	11	
13	CHRISTINK Lars (C)	2.0	20:17	4/7	57	4/6	67	0/1	0	2/4	50		2	2	7		6		3	4	10	
14	COSKUN Ahmet	4.0	15:18	4/8	50	4/8	50						2	2	1		2		2	1	8	
Team/Coach																						
<b>Totals</b>				43/85	51	43/81	53	0/4	0	10/19	53	14	21	35	23	8	28			17	22	96
<b>Coach</b>		WIEGMANN Frits																				
<b>Assistant Coach</b>		MOERTL Sigi																				

	RSA	GER
Points from Turnovers	8	46
Points in the Paint	16	54
Second Chance Points	0	16
Fast Break Points	0	6

	RSA	GER
Biggest Lead	2	57
Biggest Scoring Run	5-0(7-12)	15-0(10-38)
Lead Changes	2	
Times Tied	1	

#### Legend:

%	Shooting Percentage	(C)	Captain	*	Starters	AS	Assists
BS	Blocked Shots	DR	Defensive Rebounds	FO	Fouls On	M/A	Made/Attempts
MIN	Minutes Played	OR	Offensive Rebounds	OTx	Overtime	PF	Fouls
PTS	Points	Qx	Quarter Time	ST	Steals	TO	Turnovers
TOT	Total Rebounds						



## START LIST

首发名单

### CAN - SWE

**Referee:** CALIGIURI Gabriele (AUS)  
**Umpires:** WALLAART Edwin Frank (NED); BURFORD Jonathon Blake (USA)

**Commissioner:** REHLING Detlef Klaus (GER)  
**Classifier:** TSUNEMI Hiroshi (JPN)

#### CAN - Canada

No.	Name	Pos	Age	Sport Class	Current Games Statistics						
					PPG	FG%	3FG%	FT%	RPG	APG	MPG (GP)
4	DUREPOS David	F/G	40	3.5	8.0	43	40	100	1.5	4.0	15:00 (2)
5	ROUILLARD Yvon	F	36	3.0	5.0	63			2.0	0.5	14:00 (2)
6	HEDGES Robert	F/G	28	2.5	0.0	0			2.0		08:08 (1)
7	PETER Richard	F/G	35	2.5	7.0	37			5.0		25:59 (2)
8	JOHNSON Joey	C	33	4.5	6.5	43		64	4.0	2.5	16:33 (2)
9	NORTON Ross	F	35	2.0	3.0	75			1.0	1.0	10:56 (2)
10	LANCIA Adam	F	28	4.5	5.5	33	33	40	4.0	1.0	10:00 (2)
11	BORISOFF Jaimie (C)	G	38	1.0	2.5	33		33	0.5	2.0	28:20 (2)
12	ANDERSON Patrick	F	29	4.5	22.5	54	33	63	10.0	5.0	21:48 (2)
13	STOUTENBERG Chris	G	30	1.0	1.0	14			2.5	0.5	24:02 (2)
14	DINI Abditatch	G	27	1.0	2.0	67			1.5		12:37 (2)
15	ENG David	F	31	4.5	8.0	33		67	1.5		16:38 (2)
Team			32.5		71.0	42	36	61	34.5	16.5	
<b>Coach</b>		FROGLEY Mile									
<b>Assistant Coach</b>		TONELLO Jerry					BOWES Paul				

CAN Played		
PR	GER	62-59
PR	RSA	80-55
PR	JPN	10 SEP
PR	IRI	11 SEP

#### SWE - Sweden

No.	Name	Pos	Age	Sport Class	Current Games Statistics						
					PPG	FG%	3FG%	FT%	RPG	APG	MPG (GP)
4	NYLANDER Patrik	F	28	2.0	2.0	50			1.0		09:37 (1)
5	GUSTAVSSON Joachim	F	36	3.5	15.5	52		58	8.0	0.5	31:05 (2)
6	LARSSON Niclas	F	39	1.0	0.5	0		50	1.5	0.5	09:20 (2)
7	BYQVIST Per	C	40	3.0	2.0	50		0	4.0		11:20 (1)
8	ABLORH Enoch (C)	G	36	4.0	6.5	50		50	1.0	0.5	12:13 (2)
9	WALLIN Dan	C	34	4.0	7.0	29	0	80	10.0		24:46 (2)
10	H Aidari Hussein	G	29	3.0	17.5	39	0	45	8.0	7.5	38:58 (2)
11	KOHLSTROM Peter	F	33	2.5	9.0	33		67	2.5	2.0	32:31 (2)
12	AKERBERG Thomas	F	40	3.0	0.0	0	0				05:28 (2)
13	LARSSON Thomas	F	39	1.0	1.0	33			1.0	1.5	25:51 (2)
14	LINDEN Joakim	F	19	2.5	9.0	50		75	3.0	1.0	18:34 (1)
15	MENG Robin	G	18	3.0	0.0						00:00 (0)
Team			32.6		63.5	40	0	55	36.0	13.0	
<b>Coach</b>		LOPES Ines									
<b>Assistant Coach</b>		ANDER Nils					ANDERSSON Lars Gunnar				

SWE Played		
PR	JPN	61-49
PR	IRI	66-92
PR	RSA	10 SEP
PR	GER	11 SEP

**Legend:**

3FG%	3 Field Goals %	APG	Assists per Game	C	Centre	F	Forward
FG%	Field Goals %	FT%	Free Throws %	G	Guard	GP	Games Played
MPG	Minutes Played per Game	Pos	Playing Position	PPG	Points per Game	PR	Preliminary Round
RPG	Rebounds per Game						





## PLAY BY PLAY

文字比分播报

CAN 44 vs 25 SWE

Attendance: 8162

Scoring by 5 min intervals:

	Q1		Q2	
CAN	12	25	36	44
SWE	9	14	19	25

### FIRST QUARTER

#### Quarter Starters:

**CAN** 7 PETER R                      8 JOHNSON J                      13 STOUTENBERG C                      11 BORISOFF J                      12 ANDERSON P  
**SWE** 4 NYLANDER P                      5 GUSTAVSSON J                      10 HAIDARI H                      11 KOHLSTROM P                      12 AKERBERG T

Game Time	CAN - Canada	Score	Lead	SWE - Sweden
10:00	7 PETER R Player IN <<-----			
10:00	8 JOHNSON J Player IN <<-----			
10:00	11 BORISOFF J Player IN <<-----			
10:00	13 STOUTENBERG C Player IN <<-----			
10:00	12 ANDERSON P Player IN <<-----			
10:00				4 NYLANDER P Player IN <<-----
10:00				5 GUSTAVSSON J Player IN <<-----
10:00				10 HAIDARI H Player IN <<-----
10:00				11 KOHLSTROM P Player IN <<-----
10:00				12 AKERBERG T Player IN <<-----
10:00	8 JOHNSON J Tap off won			5 GUSTAVSSON J Tap off lost
09:51	8 JOHNSON J Turnover			
09:36				11 KOHLSTROM P 2-Pts missed (2 out)
09:34	12 ANDERSON P Defensive Rebound			
09:26				10 HAIDARI H Personal foul
09:26	12 ANDERSON P Foul On			
09:26	12 ANDERSON P Free Throw missed (1 Out)			
09:26	12 ANDERSON P Free Throw missed (1 Out)			
09:24				5 GUSTAVSSON J Defensive Rebound
09:22				5 GUSTAVSSON J Turnover
09:22	8 JOHNSON J Steal			
09:22				11 KOHLSTROM P Personal foul
09:22	12 ANDERSON P Foul On			
09:14	12 ANDERSON P 2 Pts paint missed (2 Out)			
09:13				5 GUSTAVSSON J Defensive Rebound
08:55				11 KOHLSTROM P 2-Pts missed (2 out)
08:53	7 PETER R Defensive Rebound			
08:51				4 NYLANDER P Steal
08:51	11 BORISOFF J Turnover			
08:42	12 ANDERSON P Personal foul			
08:42				10 HAIDARI H Foul On
08:42		0-1	-1	10 HAIDARI H Free Throw made (1 In)
08:42				10 HAIDARI H Free Throw missed (1 Out)
08:42	Defensive Rebound			



## PLAY BY PLAY

文字比分播报

**CAN 44 vs 25 SWE**

**Attendance: 8162**

Game Time	CAN - Canada	Score	Lead	SWE - Sweden
08:33				5 GUSTAVSSON J Personal foul
08:33	12 ANDERSON P Foul On			
08:23	8 JOHNSON J 2-Pts paint made (2 In)	2-1	+1	
08:21	13 STOUTENBERG C Assist			
08:11		2-3	-1	10 HAIDARI H 2-Pts paint made (2 In)
07:50				12 AKERBERG T Personal foul
07:50	12 ANDERSON P Foul On			
07:45	12 ANDERSON P 3-Pts made (3 In)	5-3	+2	
07:45	11 BORISOFF J Assist			
07:34		5-5	0	10 HAIDARI H 2-Pts made (2 In)
07:19	8 JOHNSON J 2-Pts paint made (2 In)	7-5	+2	
07:17	12 ANDERSON P Assist			
07:01				12 AKERBERG T 2-Pts missed (2 out)
06:59	12 ANDERSON P Defensive Rebound			
06:51	12 ANDERSON P 2-Pts paint made (2 In)	9-5	+4	
06:31	11 BORISOFF J Steal			
06:31				10 HAIDARI H Turnover
06:23	8 JOHNSON J 2 Pts paint missed (2 Out)			
06:23	7 PETER R Offensive Rebound			
06:23				12 AKERBERG T Personal foul
06:23	7 PETER R Foul On			
06:23	7 PETER R Free Throw missed (1 Out)			
06:23	7 PETER R Free Throw missed (1 Out)			
06:20	12 ANDERSON P Offensive Rebound			
06:15				4 NYLANDER P Steal
06:15	11 BORISOFF J Turnover			
06:09				10 HAIDARI H 2 Pts paint missed (2 Out)
06:05	12 ANDERSON P Defensive Rebound			
05:56	11 BORISOFF J 2-Pts paint made (2 In)	11-5	+6	
05:56	8 JOHNSON J Assist			
05:56				Time out
05:43		11-7	+4	11 KOHLSTROM P 2-Pts made (2 In)
05:43				10 HAIDARI H Assist
05:43				10 HAIDARI H Personal foul
05:43	13 STOUTENBERG C Foul On			
05:43	13 STOUTENBERG C Free Throw missed (1 Out)			
05:43	13 STOUTENBERG C Free Throw made (1 In)	12-7	+5	
05:38	12 ANDERSON P Personal foul			
05:38				10 HAIDARI H Foul On
05:30		12-9	+3	5 GUSTAVSSON J 2-Pts made (2 In)
05:05	12 ANDERSON P 2 Pts paint missed (2 Out)			
05:04				5 GUSTAVSSON J Defensive Rebound



## PLAY BY PLAY

文字比分播报

CAN 44 vs 25 SWE

Attendance: 8162

Game Time	CAN - Canada	Score	Lead	SWE - Sweden
04:59				10 HAIDARI H 2 Pts paint missed (2 Out)
04:58	8 JOHNSON J Defensive Rebound			
04:46	12 ANDERSON P 2 Pts paint missed (2 Out)			
04:43	12 ANDERSON P Offensive Rebound			
04:43	12 ANDERSON P 2-Pts paint made (2 In)	14-9	+5	
04:18	12 ANDERSON P Blocked Shot			
04:18				4 NYLANDER P 2 Pts paint missed (2 Out)
04:18				Offensive Rebound
04:18	8 JOHNSON J Player OUT ---->>			
04:18	11 BORISOFF J Player OUT ---->>			
04:18	14 DINI A Player IN <<----			
04:18	15 ENG D Player IN <<----			
04:16	7 PETER R Personal foul			
04:16				11 KOHLSTROM P Foul On
04:12				12 AKERBERG T 2-Pts missed (2 out)
04:09	12 ANDERSON P Defensive Rebound			
04:06				5 GUSTAVSSON J Personal foul
04:06	12 ANDERSON P Foul On			
04:06	12 ANDERSON P Free Throw missed (1 Out)			
04:06	12 ANDERSON P Free Throw made (1 In)	15-9	+6	
03:59				12 AKERBERG T Turnover
03:44	7 PETER R Turnover			
03:38	13 STOUTENBERG C Personal foul			
03:38				12 AKERBERG T Foul On
03:28				11 KOHLSTROM P 2-Pts missed (2 out)
03:26	12 ANDERSON P Defensive Rebound			
03:14	15 ENG D 2-Pts paint made (2 In)	17-9	+8	
03:13	12 ANDERSON P Assist			
02:58				5 GUSTAVSSON J 2-Pts missed (2 out)
02:56	12 ANDERSON P Defensive Rebound			
02:50				10 HAIDARI H Personal foul
02:50	12 ANDERSON P Foul On			
02:50				14 LINDEN J Player IN <<----
02:50				9 WALLIN D Player IN <<----
02:50				5 GUSTAVSSON J Player OUT ---->>
02:50				12 AKERBERG T Player OUT ---->>
02:50	12 ANDERSON P Free Throw made (1 In)	18-9	+9	
02:50	12 ANDERSON P Free Throw missed (1 Out)			
02:46				14 LINDEN J Defensive Rebound
02:36				9 WALLIN D Turnover
02:36	Time out			
02:24				14 LINDEN J Personal foul



## PLAY BY PLAY

文字比分播报

CAN 44 vs 25 SWE

Attendance: 8162

Game Time	CAN - Canada	Score	Lead	SWE - Sweden
02:24	15 ENG D Foul On			
02:24	15 ENG D Free Throw made (1 In)	19-9	+10	
02:23	15 ENG D Free Throw missed (1 Out)			
02:18	12 ANDERSON P Offensive Rebound			
02:18	12 ANDERSON P 2 Pts paint missed (2 Out)			
02:15				14 LINDEN J Defensive Rebound
02:00		19-11	+8	14 LINDEN J 2-Pts paint made (2 In)
01:59				10 HAIDARI H Assist
01:33	7 PETER R 2-Pts paint made (2 In)	21-11	+10	
01:31	12 ANDERSON P Assist			
01:22		21-13	+8	10 HAIDARI H 2-Pts paint made (2 In)
01:22	15 ENG D Personal foul			
01:22				10 HAIDARI H Foul On
01:22				10 HAIDARI H Free Throw missed (1 Out)
01:19	12 ANDERSON P Defensive Rebound			
01:03	12 ANDERSON P 2-Pts missed (2 out)			
01:02				14 LINDEN J Defensive Rebound
01:02	15 ENG D Personal foul			
01:02				9 WALLIN D Foul On
01:02				9 WALLIN D Free Throw missed (1 Out)
01:02		21-14	+7	9 WALLIN D Free Throw made (1 In)
00:59	13 STOUTENBERG C 2-Pts paint made (2 In)	23-14	+9	
00:50				4 NYLANDER P 2 Pts paint missed (2 Out)
00:48	7 PETER R Defensive Rebound			
00:30	7 PETER R 2-Pts paint made (2 In)	25-14	+11	
00:29	12 ANDERSON P Assist			
00:16				4 NYLANDER P 2 Pts paint missed (2 Out)
00:14	12 ANDERSON P Defensive Rebound			
00:01				10 HAIDARI H Steal
00:01	15 ENG D Turnover			

## SECOND QUARTER

### Quarter Starters:

**CAN** 4 DUREPOS D      7 PETER R      8 JOHNSON J      9 NORTON R      14 DINI A  
**SWE** 4 NYLANDER P      9 WALLIN D      10 HAIDARI H      11 KOHLSTROM P      14 LINDEN J

Game Time	CAN - Canada	Score	Lead	SWE - Sweden
10:00				4 NYLANDER P Player IN <<-----
10:00				9 WALLIN D Player IN <<-----
10:00				10 HAIDARI H Player IN <<-----
10:00				11 KOHLSTROM P Player IN <<-----
10:00				14 LINDEN J Player IN <<-----
10:00	4 DUREPOS D Player IN <<-----			



## PLAY BY PLAY

文字比分播报

CAN 44 vs 25 SWE

Attendance: 8162

Game Time	CAN - Canada	Score	Lead	SWE - Sweden
10:00	7 PETER R Player IN <<----			
10:00	8 JOHNSON J Player IN <<----			
10:00	9 NORTON R Player IN <<----			
10:00	14 DINI A Player IN <<----			
00:00				Tap off situation, throw-in
09:47				11 KOHLSTROM P 2 Pts paint missed (2 Out)
09:46	8 JOHNSON J Defensive Rebound			
09:34				10 HAIDARI H Steal
09:34	7 PETER R Turnover			
09:12				4 NYLANDER P 2-Pts missed (2 out)
09:10	8 JOHNSON J Defensive Rebound			
09:05				11 KOHLSTROM P Personal foul
09:05	9 NORTON R Foul On			
09:05				13 LARSSON T Player IN <<----
09:05				4 NYLANDER P Player OUT ---->>
09:05				9 WALLIN D Player OUT ---->>
09:05				11 KOHLSTROM P Player OUT ---->>
09:05				5 GUSTAVSSON J Player IN <<----
09:05				8 ABLORH E Player IN <<----
09:05				13 LARSSON T Player OUT ---->>
09:05				13 LARSSON T Player IN <<----
08:39	9 NORTON R 2-Pts paint made (2 In)	27-14	+13	
08:37	7 PETER R Assist			
08:34				5 GUSTAVSSON J Turnover
08:22	7 PETER R 2-Pts paint made (2 In)	29-14	+15	
08:20	4 DUREPOS D Assist			
08:01				8 ABLORH E 2-Pts missed (2 out)
08:00	8 JOHNSON J Defensive Rebound			
07:47	4 DUREPOS D 2-Pts missed (2 out)			
07:47	8 JOHNSON J Offensive Rebound			
07:47				5 GUSTAVSSON J Personal foul
07:47	8 JOHNSON J Foul On			
07:47	8 JOHNSON J Free Throw made (1 In)	30-14	+16	
07:46	8 JOHNSON J Free Throw missed (1 Out)			
07:43				13 LARSSON T Defensive Rebound
07:29				5 GUSTAVSSON J 2 Pts paint missed (2 Out)
07:26				5 GUSTAVSSON J Offensive Rebound
07:24	8 JOHNSON J Steal			
07:24				5 GUSTAVSSON J Turnover
07:16	4 DUREPOS D Turnover			
07:06				5 GUSTAVSSON J 2-Pts missed (2 out)
07:05	4 DUREPOS D Defensive Rebound			



## PLAY BY PLAY

文字比分播报

CAN 44 vs 25 SWE

Attendance: 8162

Game Time	CAN - Canada	Score	Lead	SWE - Sweden
06:53	9 NORTON R 2 Pts paint missed (2 Out)			
06:51	14 DINI A Offensive Rebound			
06:51	14 DINI A 2-Pts paint made (2 In)	32-14	+18	
06:22		32-16	+16	8 ABLORH E 2-Pts made (2 In)
05:59	14 DINI A 2-Pts paint made (2 In)	34-16	+18	
05:56	4 DUREPOS D Assist			
05:41		34-18	+16	8 ABLORH E 2-Pts made (2 In)
05:25	7 PETER R 2-Pts paint made (2 In)	36-18	+18	
05:23	4 DUREPOS D Assist			
05:14	4 DUREPOS D Personal foul			
05:14				10 HAIDARI H Foul On
05:14				7 BYQVIST P Player IN <<----
05:14				5 GUSTAVSSON J Player OUT ---->>
05:14		36-19	+17	10 HAIDARI H Free Throw made (1 In)
05:14				10 HAIDARI H Free Throw missed (1 Out)
05:12	4 DUREPOS D Defensive Rebound			
05:04	4 DUREPOS D Offensive foul			
05:04	4 DUREPOS D Turnover			
05:04				8 ABLORH E Foul On
04:59	9 NORTON R Personal foul			
04:59				8 ABLORH E Foul On
04:48		36-21	+15	8 ABLORH E 2-Pts made (2 In)
04:32	8 JOHNSON J 2-Pts paint made (2 In)	38-21	+17	
04:32	9 NORTON R Assist			
04:19		38-23	+15	14 LINDEN J 2-Pts paint made (2 In)
04:17				10 HAIDARI H Assist
04:00	4 DUREPOS D 3-Pts made (3 In)	41-23	+18	
03:47				10 HAIDARI H 3-Pts missed (3 Out)
03:45	4 DUREPOS D Defensive Rebound			
03:32	4 DUREPOS D 3-Pts missed (3 Out)			
03:31				7 BYQVIST P Defensive Rebound
03:08				8 ABLORH E 2-Pts missed (2 out)
03:06	7 PETER R Defensive Rebound			
03:02	4 DUREPOS D 2 Pts paint missed (2 Out)			
03:00				13 LARSSON T Defensive Rebound
02:34				7 BYQVIST P 2 Pts paint missed (2 Out)
02:32	8 JOHNSON J Defensive Rebound			
02:13	9 NORTON R 2-Pts paint made (2 In)	43-23	+20	
02:12	4 DUREPOS D Assist			
01:58				8 ABLORH E 2-Pts missed (2 out)
01:55	8 JOHNSON J Defensive Rebound			
01:10	8 JOHNSON J 2-Pts missed (2 out)			



## PLAY BY PLAY

文字比分播报

CAN 44 vs 25 SWE

Attendance: 8162

Game Time	CAN - Canada	Score	Lead	SWE - Sweden
01:24				10 HAIDARI H Defensive Rebound
01:17		43-25	+18	7 BYQVIST P 2-Pts paint made (2 In)
01:15				8 ABLORH E Assist
01:10				13 LARSSON T Personal foul
01:10	8 JOHNSON J Foul On			
01:10				Time out
01:10	8 JOHNSON J Free Throw made (1 In)	44-25	+19	
01:10	8 JOHNSON J Free Throw missed (1 Out)			
01:08	8 JOHNSON J Offensive Rebound			
00:55	9 NORTON R 2 Pts paint missed (2 Out)			
00:53				10 HAIDARI H Defensive Rebound
00:47				8 ABLORH E Steal
00:47	7 PETER R Turnover			
00:36				6 LARSSON N Player IN <<----
00:36				13 LARSSON T Player OUT ---->>
00:26	7 PETER R 2 Pts paint missed (2 Out)			
00:26	Offensive Rebound			
00:16	8 JOHNSON J Turnover			
00:02				8 ABLORH E 2-Pts missed (2 out)
00:00	8 JOHNSON J Defensive Rebound			



## PLAY BY PLAY

文字比分播报

CAN 62 vs 52 SWE

Attendance: 8162

Scoring by 5 min intervals:		Q1		Q2		Q3		Q4	
CAN		12	25	36	44	54	58	58	62
SWE		9	14	19	25	31	37	45	52

### FIRST QUARTER

#### Quarter Starters:

**CAN** 7 PETER R                      8 JOHNSON J                      13 STOUTENBERG C                      11 BORISOFF J                      12 ANDERSON P  
**SWE** 4 NYLANDER P                      5 GUSTAVSSON J                      10 HAIDARI H                      11 KOHLSTROM P                      12 AKERBERG T

Game Time	CAN - Canada	Score	Lead	SWE - Sweden
10:00	7 PETER R Player IN <<-----			
10:00	8 JOHNSON J Player IN <<-----			
10:00	11 BORISOFF J Player IN <<-----			
10:00	13 STOUTENBERG C Player IN <<-----			
10:00	12 ANDERSON P Player IN <<-----			
10:00				4 NYLANDER P Player IN <<-----
10:00				5 GUSTAVSSON J Player IN <<-----
10:00				10 HAIDARI H Player IN <<-----
10:00				11 KOHLSTROM P Player IN <<-----
10:00				12 AKERBERG T Player IN <<-----
10:00	8 JOHNSON J Tap off won			5 GUSTAVSSON J Tap off lost
09:51	8 JOHNSON J Turnover			
09:36				11 KOHLSTROM P 2-Pts missed (2 out)
09:34	12 ANDERSON P Defensive Rebound			
09:26				10 HAIDARI H Personal foul
09:26	12 ANDERSON P Foul On			
09:26	12 ANDERSON P Free Throw missed (1 Out)			
09:26	12 ANDERSON P Free Throw missed (1 Out)			
09:24				5 GUSTAVSSON J Defensive Rebound
09:22				5 GUSTAVSSON J Turnover
09:22	8 JOHNSON J Steal			
09:22				11 KOHLSTROM P Personal foul
09:22	12 ANDERSON P Foul On			
09:14	12 ANDERSON P 2 Pts paint missed (2 Out)			
09:13				5 GUSTAVSSON J Defensive Rebound
08:55				11 KOHLSTROM P 2-Pts missed (2 out)
08:53	7 PETER R Defensive Rebound			
08:51				4 NYLANDER P Steal
08:51	11 BORISOFF J Turnover			
08:42	12 ANDERSON P Personal foul			
08:42				10 HAIDARI H Foul On
08:42		0-1	-1	10 HAIDARI H Free Throw made (1 In)
08:42				10 HAIDARI H Free Throw missed (1 Out)
08:42	Defensive Rebound			





## PLAY BY PLAY

文字比分播报

CAN 62 vs 52 SWE

Attendance: 8162

Game Time	CAN - Canada	Score	Lead	SWE - Sweden
08:33				5 GUSTAVSSON J Personal foul
08:33	12 ANDERSON P Foul On			
08:23	8 JOHNSON J 2-Pts paint made (2 In)	2-1	+1	
08:21	13 STOUTENBERG C Assist			
08:11		2-3	-1	10 HAIDARI H 2-Pts paint made (2 In)
07:50				12 AKERBERG T Personal foul
07:50	12 ANDERSON P Foul On			
07:45	12 ANDERSON P 3-Pts made (3 In)	5-3	+2	
07:45	11 BORISOFF J Assist			
07:34		5-5	0	10 HAIDARI H 2-Pts made (2 In)
07:19	8 JOHNSON J 2-Pts paint made (2 In)	7-5	+2	
07:17	12 ANDERSON P Assist			
07:01				12 AKERBERG T 2-Pts missed (2 out)
06:59	12 ANDERSON P Defensive Rebound			
06:51	12 ANDERSON P 2-Pts paint made (2 In)	9-5	+4	
06:31	11 BORISOFF J Steal			
06:31				10 HAIDARI H Turnover
06:23	8 JOHNSON J 2 Pts paint missed (2 Out)			
06:23	7 PETER R Offensive Rebound			
06:23				12 AKERBERG T Personal foul
06:23	7 PETER R Foul On			
06:23	7 PETER R Free Throw missed (1 Out)			
06:23	7 PETER R Free Throw missed (1 Out)			
06:20	12 ANDERSON P Offensive Rebound			
06:15				4 NYLANDER P Steal
06:15	11 BORISOFF J Turnover			
06:09				10 HAIDARI H 2 Pts paint missed (2 Out)
06:05	12 ANDERSON P Defensive Rebound			
05:56	11 BORISOFF J 2-Pts paint made (2 In)	11-5	+6	
05:56	8 JOHNSON J Assist			
05:56				Time out
05:43		11-7	+4	11 KOHLSTROM P 2-Pts made (2 In)
05:43				10 HAIDARI H Assist
05:43				10 HAIDARI H Personal foul
05:43	13 STOUTENBERG C Foul On			
05:43	13 STOUTENBERG C Free Throw missed (1 Out)			
05:43	13 STOUTENBERG C Free Throw made (1 In)	12-7	+5	
05:38	12 ANDERSON P Personal foul			
05:38				10 HAIDARI H Foul On
05:30		12-9	+3	5 GUSTAVSSON J 2-Pts made (2 In)
05:05	12 ANDERSON P 2 Pts paint missed (2 Out)			
05:04				5 GUSTAVSSON J Defensive Rebound



## PLAY BY PLAY

文字比分播报

CAN 62 vs 52 SWE

Attendance: 8162

Game Time	CAN - Canada	Score	Lead	SWE - Sweden
04:59				10 HAIDARI H 2 Pts paint missed (2 Out)
04:58	8 JOHNSON J Defensive Rebound			
04:46	12 ANDERSON P 2 Pts paint missed (2 Out)			
04:43	12 ANDERSON P Offensive Rebound			
04:43	12 ANDERSON P 2-Pts paint made (2 In)	14-9	+5	
04:18	12 ANDERSON P Blocked Shot			
04:18				4 NYLANDER P 2 Pts paint missed (2 Out)
04:18				Offensive Rebound
04:18	8 JOHNSON J Player OUT ---->>			
04:18	11 BORISOFF J Player OUT ---->>			
04:18	14 DINI A Player IN <<----			
04:18	15 ENG D Player IN <<----			
04:16	7 PETER R Personal foul			
04:16				11 KOHLSTROM P Foul On
04:12				12 AKERBERG T 2-Pts missed (2 out)
04:09	12 ANDERSON P Defensive Rebound			
04:06				5 GUSTAVSSON J Personal foul
04:06	12 ANDERSON P Foul On			
04:06	12 ANDERSON P Free Throw missed (1 Out)			
04:06	12 ANDERSON P Free Throw made (1 In)	15-9	+6	
03:59				12 AKERBERG T Turnover
03:44	7 PETER R Turnover			
03:38	13 STOUTENBERG C Personal foul			
03:38				12 AKERBERG T Foul On
03:28				11 KOHLSTROM P 2-Pts missed (2 out)
03:26	12 ANDERSON P Defensive Rebound			
03:14	15 ENG D 2-Pts paint made (2 In)	17-9	+8	
03:13	12 ANDERSON P Assist			
02:58				5 GUSTAVSSON J 2-Pts missed (2 out)
02:56	12 ANDERSON P Defensive Rebound			
02:50				10 HAIDARI H Personal foul
02:50	12 ANDERSON P Foul On			
02:50				14 LINDEN J Player IN <<----
02:50				9 WALLIN D Player IN <<----
02:50				5 GUSTAVSSON J Player OUT ---->>
02:50				12 AKERBERG T Player OUT ---->>
02:50	12 ANDERSON P Free Throw made (1 In)	18-9	+9	
02:50	12 ANDERSON P Free Throw missed (1 Out)			
02:46				14 LINDEN J Defensive Rebound
02:36				9 WALLIN D Turnover
02:36	Time out			
02:24				14 LINDEN J Personal foul



## PLAY BY PLAY

文字比分播报

CAN 62 vs 52 SWE

Attendance: 8162

Game Time	CAN - Canada	Score	Lead	SWE - Sweden
02:24	15 ENG D Foul On			
02:24	15 ENG D Free Throw made (1 In)	19-9	+10	
02:23	15 ENG D Free Throw missed (1 Out)			
02:18	12 ANDERSON P Offensive Rebound			
02:18	12 ANDERSON P 2 Pts paint missed (2 Out)			
02:15				14 LINDEN J Defensive Rebound
02:00		19-11	+8	14 LINDEN J 2-Pts paint made (2 In)
01:59				10 HAIDARI H Assist
01:33	7 PETER R 2-Pts paint made (2 In)	21-11	+10	
01:31	12 ANDERSON P Assist			
01:22		21-13	+8	10 HAIDARI H 2-Pts paint made (2 In)
01:22	15 ENG D Personal foul			
01:22				10 HAIDARI H Foul On
01:22				10 HAIDARI H Free Throw missed (1 Out)
01:19	12 ANDERSON P Defensive Rebound			
01:03	12 ANDERSON P 2-Pts missed (2 out)			
01:02				14 LINDEN J Defensive Rebound
01:02	15 ENG D Personal foul			
01:02				9 WALLIN D Foul On
01:02				9 WALLIN D Free Throw missed (1 Out)
01:02		21-14	+7	9 WALLIN D Free Throw made (1 In)
00:59	13 STOUTENBERG C 2-Pts paint made (2 In)	23-14	+9	
00:50				4 NYLANDER P 2 Pts paint missed (2 Out)
00:48	7 PETER R Defensive Rebound			
00:30	7 PETER R 2-Pts paint made (2 In)	25-14	+11	
00:29	12 ANDERSON P Assist			
00:16				4 NYLANDER P 2 Pts paint missed (2 Out)
00:14	12 ANDERSON P Defensive Rebound			
00:01				10 HAIDARI H Steal
00:01	15 ENG D Turnover			

## SECOND QUARTER

### Quarter Starters:

**CAN** 4 DUREPOS D      7 PETER R      8 JOHNSON J      9 NORTON R      14 DINI A  
**SWE** 4 NYLANDER P      9 WALLIN D      10 HAIDARI H      11 KOHLSTROM P      14 LINDEN J

Game Time	CAN - Canada	Score	Lead	SWE - Sweden
10:00				4 NYLANDER P Player IN <<-----
10:00				9 WALLIN D Player IN <<-----
10:00				10 HAIDARI H Player IN <<-----
10:00				11 KOHLSTROM P Player IN <<-----
10:00				14 LINDEN J Player IN <<-----
10:00	4 DUREPOS D Player IN <<-----			



## PLAY BY PLAY

文字比分播报

CAN 62 vs 52 SWE

Attendance: 8162

Game Time	CAN - Canada	Score	Lead	SWE - Sweden
10:00	7 PETER R Player IN <<----			
10:00	8 JOHNSON J Player IN <<----			
10:00	9 NORTON R Player IN <<----			
10:00	14 DINI A Player IN <<----			
00:00				Tap off situation, throw-in
09:47				11 KOHLSTROM P 2 Pts paint missed (2 Out)
09:46	8 JOHNSON J Defensive Rebound			
09:34				10 HAIDARI H Steal
09:34	7 PETER R Turnover			
09:12				4 NYLANDER P 2-Pts missed (2 out)
09:10	8 JOHNSON J Defensive Rebound			
09:05				11 KOHLSTROM P Personal foul
09:05	9 NORTON R Foul On			
09:05				13 LARSSON T Player IN <<----
09:05				4 NYLANDER P Player OUT ---->>
09:05				9 WALLIN D Player OUT ---->>
09:05				11 KOHLSTROM P Player OUT ---->>
09:05				5 GUSTAVSSON J Player IN <<----
09:05				8 ABLORH E Player IN <<----
09:05				13 LARSSON T Player OUT ---->>
09:05				13 LARSSON T Player IN <<----
08:39	9 NORTON R 2-Pts paint made (2 In)	27-14	+13	
08:37	7 PETER R Assist			
08:34				5 GUSTAVSSON J Turnover
08:22	7 PETER R 2-Pts paint made (2 In)	29-14	+15	
08:20	4 DUREPOS D Assist			
08:01				8 ABLORH E 2-Pts missed (2 out)
08:00	8 JOHNSON J Defensive Rebound			
07:47	4 DUREPOS D 2-Pts missed (2 out)			
07:47	8 JOHNSON J Offensive Rebound			
07:47				5 GUSTAVSSON J Personal foul
07:47	8 JOHNSON J Foul On			
07:47	8 JOHNSON J Free Throw made (1 In)	30-14	+16	
07:46	8 JOHNSON J Free Throw missed (1 Out)			
07:43				13 LARSSON T Defensive Rebound
07:29				5 GUSTAVSSON J 2 Pts paint missed (2 Out)
07:26				5 GUSTAVSSON J Offensive Rebound
07:24	8 JOHNSON J Steal			
07:24				5 GUSTAVSSON J Turnover
07:16	4 DUREPOS D Turnover			
07:06				5 GUSTAVSSON J 2-Pts missed (2 out)
07:05	4 DUREPOS D Defensive Rebound			



## PLAY BY PLAY

文字比分播报

CAN 62 vs 52 SWE

Attendance: 8162

Game Time	CAN - Canada	Score	Lead	SWE - Sweden
06:53	9 NORTON R 2 Pts paint missed (2 Out)			
06:51	14 DINI A Offensive Rebound			
06:51	14 DINI A 2-Pts paint made (2 In)	32-14	+18	
06:22		32-16	+16	8 ABLORH E 2-Pts made (2 In)
05:59	14 DINI A 2-Pts paint made (2 In)	34-16	+18	
05:56	4 DUREPOS D Assist			
05:41		34-18	+16	8 ABLORH E 2-Pts made (2 In)
05:25	7 PETER R 2-Pts paint made (2 In)	36-18	+18	
05:23	4 DUREPOS D Assist			
05:14	4 DUREPOS D Personal foul			
05:14				10 HAIDARI H Foul On
05:14				7 BYQVIST P Player IN <<----
05:14				5 GUSTAVSSON J Player OUT ---->>
05:14		36-19	+17	10 HAIDARI H Free Throw made (1 In)
05:14				10 HAIDARI H Free Throw missed (1 Out)
05:12	4 DUREPOS D Defensive Rebound			
05:04	4 DUREPOS D Offensive foul			
05:04	4 DUREPOS D Turnover			
05:04				8 ABLORH E Foul On
04:59	9 NORTON R Personal foul			
04:59				8 ABLORH E Foul On
04:48		36-21	+15	8 ABLORH E 2-Pts made (2 In)
04:32	8 JOHNSON J 2-Pts paint made (2 In)	38-21	+17	
04:32	9 NORTON R Assist			
04:19		38-23	+15	14 LINDEN J 2-Pts paint made (2 In)
04:17				10 HAIDARI H Assist
04:00	4 DUREPOS D 3-Pts made (3 In)	41-23	+18	
03:47				10 HAIDARI H 3-Pts missed (3 Out)
03:45	4 DUREPOS D Defensive Rebound			
03:32	4 DUREPOS D 3-Pts missed (3 Out)			
03:31				7 BYQVIST P Defensive Rebound
03:08				8 ABLORH E 2-Pts missed (2 out)
03:06	7 PETER R Defensive Rebound			
03:02	4 DUREPOS D 2 Pts paint missed (2 Out)			
03:00				13 LARSSON T Defensive Rebound
02:34				7 BYQVIST P 2 Pts paint missed (2 Out)
02:32	8 JOHNSON J Defensive Rebound			
02:13	9 NORTON R 2-Pts paint made (2 In)	43-23	+20	
02:12	4 DUREPOS D Assist			
01:58				8 ABLORH E 2-Pts missed (2 out)
01:55	8 JOHNSON J Defensive Rebound			
01:10	8 JOHNSON J 2-Pts missed (2 out)			



## PLAY BY PLAY

文字比分播报

CAN 62 vs 52 SWE

Attendance: 8162

Game Time	CAN - Canada	Score	Lead	SWE - Sweden
01:24				10 HAIDARI H Defensive Rebound
01:17		43-25	+18	7 BYQVIST P 2-Pts paint made (2 In)
01:15				8 ABLORH E Assist
01:10				13 LARSSON T Personal foul
01:10	8 JOHNSON J Foul On			
01:10				Time out
01:10	8 JOHNSON J Free Throw made (1 In)	44-25	+19	
01:10	8 JOHNSON J Free Throw missed (1 Out)			
01:08	8 JOHNSON J Offensive Rebound			
00:55	9 NORTON R 2 Pts paint missed (2 Out)			
00:53				10 HAIDARI H Defensive Rebound
00:47				8 ABLORH E Steal
00:47	7 PETER R Turnover			
00:36				6 LARSSON N Player IN <<----
00:36				13 LARSSON T Player OUT ---->>
00:26	7 PETER R 2 Pts paint missed (2 Out)			
00:26	Offensive Rebound			
00:16	8 JOHNSON J Turnover			
00:02				8 ABLORH E 2-Pts missed (2 out)
00:00	8 JOHNSON J Defensive Rebound			

## THIRD QUARTER

### Quarter Starters:

**CAN** 12 ANDERSON P      5 ROUILLARD Y      11 BORISOFF J      13 STOUTENBERG C      15 ENG D  
**SWE** 6 LARSSON N      10 HAIDARI H      14 LINDEN J      8 ABLORH E      7 BYQVIST P

Game Time	CAN - Canada	Score	Lead	SWE - Sweden
10:00	12 ANDERSON P Player IN <<----			
10:00	5 ROUILLARD Y Player IN <<----			
10:00	11 BORISOFF J Player IN <<----			
10:00	13 STOUTENBERG C Player IN <<----			
10:00	15 ENG D Player IN <<----			
10:00				6 LARSSON N Player IN <<----
10:00				10 HAIDARI H Player IN <<----
10:00				14 LINDEN J Player IN <<----
10:00				8 ABLORH E Player IN <<----
10:00				7 BYQVIST P Player IN <<----
09:59				Tap off situation, throw-in
09:35		44-28	+16	10 HAIDARI H 3-Pts made (3 In)
09:32				8 ABLORH E Assist
09:21	5 ROUILLARD Y Turnover			
08:58	12 ANDERSON P Personal foul			
08:58				14 LINDEN J Foul On



## PLAY BY PLAY

文字比分播报

CAN 62 vs 52 SWE

Attendance: 8162

Game Time	CAN - Canada	Score	Lead	SWE - Sweden
08:58		44-29	+15	14 LINDEN J Free Throw made (1 In)
08:58		44-30	+14	14 LINDEN J Free Throw made (1 In)
08:43	15 ENG D 2-Pts paint made (2 In)	46-30	+16	
08:42	12 ANDERSON P Assist			
08:27				8 ABLORH E 2-Pts missed (2 out)
08:20	13 STOUTENBERG C Defensive Rebound			
08:17				14 LINDEN J Personal foul
08:17	15 ENG D Foul On			
08:14				7 BYQVIST P Personal foul
08:14	15 ENG D Foul On			
08:14	15 ENG D Free Throw made (1 In)	47-30	+17	
08:13	15 ENG D Free Throw missed (1 Out)			
08:10				7 BYQVIST P Defensive Rebound
08:10				7 BYQVIST P Turnover
08:03	15 ENG D 3-Pts made (3 In)	50-30	+20	
08:01	13 STOUTENBERG C Assist			
07:57	13 STOUTENBERG C Personal foul			
07:57				7 BYQVIST P Foul On
07:57				5 GUSTAVSSON J Player IN <<----
07:57				7 BYQVIST P Player OUT ---->>
07:41				10 HAIDARI H 2-Pts missed (2 out)
07:39	12 ANDERSON P Defensive Rebound			
07:16	12 ANDERSON P 2-Pts missed (2 out)			
07:15				10 HAIDARI H Defensive Rebound
07:11	13 STOUTENBERG C Personal foul			
07:11				10 HAIDARI H Foul On
07:11				10 HAIDARI H Free Throw missed (1 Out)
07:09				10 HAIDARI H Free Throw missed (1 Out)
07:07	12 ANDERSON P Defensive Rebound			
06:59	12 ANDERSON P Turnover			
06:59				8 ABLORH E Steal
06:52				14 LINDEN J 2 Pts paint missed (2 Out)
06:47	15 ENG D Defensive Rebound			
06:36				14 LINDEN J Personal foul
06:36	15 ENG D Foul On			
06:32				10 HAIDARI H Personal foul
06:32	12 ANDERSON P Foul On			
06:26	12 ANDERSON P 2-Pts paint made (2 In)	52-30	+22	
06:21	13 STOUTENBERG C Assist			
06:09	13 STOUTENBERG C Personal foul			
06:09				5 GUSTAVSSON J Foul On
06:09	13 STOUTENBERG C Player OUT ---->>			



## PLAY BY PLAY

文字比分播报

CAN 62 vs 52 SWE

Attendance: 8162

Game Time	CAN - Canada	Score	Lead	SWE - Sweden
06:09	14 DINI A Player IN <<----			
06:09				5 GUSTAVSSON J Free Throw missed (1 Out)
06:09		52-31	+21	5 GUSTAVSSON J Free Throw made (1 In)
05:55	12 ANDERSON P 2-Pts made (2 In)	54-31	+23	
05:52	11 BORISOFF J Assist			
05:36				10 HAIDARI H 3-Pts missed (3 Out)
05:33	12 ANDERSON P Defensive Rebound			
05:30				5 GUSTAVSSON J Player OUT ---->>
05:30				10 HAIDARI H Player OUT ---->>
05:30				9 WALLIN D Player IN <<----
05:30				11 KOHLSTROM P Player IN <<----
05:11				11 KOHLSTROM P 2-Pts missed (2 out)
05:08				6 LARSSON N Offensive Rebound
05:01	12 ANDERSON P Steal			
05:01				14 LINDEN J Turnover
04:56	15 ENG D 2 Pts paint missed (2 Out)			
04:54	12 ANDERSON P Offensive Rebound			
04:54	12 ANDERSON P 2-Pts paint made (2 In)	56-31	+25	
04:27				8 ABLORH E 2-Pts missed (2 out)
04:25	15 ENG D Defensive Rebound			
04:04	11 BORISOFF J 2 Pts paint missed (2 Out)			
04:02	12 ANDERSON P Offensive Rebound			
04:02	Turnover			
03:52				14 LINDEN J 2 Pts paint missed (2 Out)
03:52				6 LARSSON N Offensive Rebound
03:45				11 KOHLSTROM P 2-Pts missed (2 out)
03:43	12 ANDERSON P Defensive Rebound			
03:32	12 ANDERSON P Turnover			
03:14				8 ABLORH E 2-Pts missed (2 out)
03:13				9 WALLIN D Offensive Rebound
03:10		56-33	+23	8 ABLORH E 2-Pts paint made (2 In)
03:09				9 WALLIN D Assist
02:46	12 ANDERSON P 2-Pts missed (2 out)			
02:44				11 KOHLSTROM P Defensive Rebound
02:33				11 KOHLSTROM P 2 Pts paint missed (2 Out)
02:29	15 ENG D Defensive Rebound			
02:21				11 KOHLSTROM P Personal foul
02:21	5 ROUILLARD Y Foul On			
02:21	Time out			
02:21	5 ROUILLARD Y Free Throw missed (1 Out)			
02:20	5 ROUILLARD Y Free Throw missed (1 Out)			
02:18				Defensive Rebound





## PLAY BY PLAY

文字比分播报

CAN 62 vs 52 SWE

Attendance: 8162

Game Time	CAN - Canada	Score	Lead	SWE - Sweden
02:02				9 WALLIN D 2 Pts paint missed (2 Out)
02:00	14 DINI A Defensive Rebound			
01:56				14 LINDEN J Personal foul
01:56	15 ENG D Foul On			
01:56	15 ENG D Free Throw made (1 In)	57-33	+24	
01:56	15 ENG D Free Throw made (1 In)	58-33	+25	
01:33		58-35	+23	8 ABLORH E 2-Pts made (2 In)
01:25	12 ANDERSON P Offensive foul			
01:25	12 ANDERSON P Turnover			
01:25				14 LINDEN J Foul On
01:06				8 ABLORH E 2-Pts missed (2 out)
01:03	14 DINI A Defensive Rebound			
00:49	15 ENG D 2 Pts paint missed (2 Out)			
00:47				9 WALLIN D Defensive Rebound
00:41		58-37	+21	11 KOHLSTROM P 2-Pts paint made (2 In)
00:39				8 ABLORH E Assist
00:24	14 DINI A Turnover			
00:24	10 LANCIA A Player IN <<----			
00:24	12 ANDERSON P Player OUT ---->>			
00:04	10 LANCIA A Personal foul			
00:04				14 LINDEN J Foul On
00:04				14 LINDEN J Free Throw missed (1 Out)
00:04				14 LINDEN J Free Throw missed (1 Out)
00:01	14 DINI A Defensive Rebound			

## FOURTH QUARTER

### Quarter Starters:

CAN

SWE

Game Time	CAN - Canada	Score	Lead	SWE - Sweden
10:00	6 HEDGES R Player IN <<----			
10:00	8 JOHNSON J Player IN <<----			
10:00	9 NORTON R Player IN <<----			
10:00	4 DUREPOS D Player IN <<----			
10:00				9 WALLIN D Player IN <<----
10:00				15 MENG R Player IN <<----
10:00				7 BYQVIST P Player IN <<----
10:00				10 HAIDARI H Player IN <<----
10:00				13 LARSSON T Player IN <<----
10:00	14 DINI A Player IN <<----			
10:00	Tap off situation, throw-in			
09:45	8 JOHNSON J 2 Pts paint missed (2 Out)			



## PLAY BY PLAY

文字比分播报

CAN 62 vs 52 SWE

Attendance: 8162

Game Time	CAN - Canada	Score	Lead	SWE - Sweden
09:44				10 HAIDARI H Defensive Rebound
09:41		58-39	+19	10 HAIDARI H 2-Pts paint made (2 In)
09:41				10 HAIDARI H Foul On
09:41	6 HEDGES R Personal foul			
09:40				10 HAIDARI H Free Throw missed (1 Out)
09:38				9 WALLIN D Offensive Rebound
09:32		58-41	+17	10 HAIDARI H 2-Pts made (2 In)
09:30				13 LARSSON T Assist
09:13	4 DUREPOS D 2-Pts missed (2 out)			
09:11				9 WALLIN D Defensive Rebound
08:46		58-43	+15	9 WALLIN D 2-Pts paint made (2 In)
08:44				15 MENG R Assist
08:30	4 DUREPOS D 2 Pts paint missed (2 Out)			
08:29				7 BYQVIST P Defensive Rebound
08:10		58-45	+13	10 HAIDARI H 2-Pts made (2 In)
08:10	Time out			
08:10	7 PETER R Player IN <<----			
08:10	6 HEDGES R Player OUT ---->>			
07:52				9 WALLIN D Personal foul
07:52	4 DUREPOS D Foul On			
07:44				9 WALLIN D Steal
07:44	4 DUREPOS D Turnover			
07:28				10 HAIDARI H 2-Pts missed (2 out)
07:26	9 NORTON R Defensive Rebound			
07:13				9 WALLIN D Personal foul
07:13	8 JOHNSON J Foul On			
07:13	8 JOHNSON J Free Throw missed (1 Out)			
07:13	8 JOHNSON J Free Throw missed (1 Out)			
07:09	4 DUREPOS D Offensive Rebound			
07:00	4 DUREPOS D 3-Pts missed (3 Out)			
06:58				7 BYQVIST P Defensive Rebound
06:55				10 HAIDARI H Turnover
06:55	12 ANDERSON P Player IN <<----			
06:55	8 JOHNSON J Player OUT ---->>			
06:35	7 PETER R 2 Pts paint missed (2 Out)			
06:35				7 BYQVIST P Blocked Shot
06:35	Offensive Rebound			
06:28	7 PETER R 2-Pts missed (2 out)			
06:26				10 HAIDARI H Defensive Rebound
06:12				10 HAIDARI H 2-Pts missed (2 out)
06:10	12 ANDERSON P Defensive Rebound			
05:58	4 DUREPOS D 2 Pts paint missed (2 Out)			



## PLAY BY PLAY

文字比分播报

CAN 62 vs 52 SWE

Attendance: 8162

Game Time	CAN - Canada	Score	Lead	SWE - Sweden
05:57				10 HAIDARI H Defensive Rebound
05:44				9 WALLIN D 2 Pts paint missed (2 Out)
05:42	14 DINI A Defensive Rebound			
05:25	12 ANDERSON P 2 Pts paint missed (2 Out)			
05:25				Defensive Rebound
05:25				8 ABLORH E Player IN <<----
05:25				9 WALLIN D Player OUT ---->>
05:06				10 HAIDARI H 2-Pts missed (2 out)
05:04	12 ANDERSON P Defensive Rebound			
05:00	4 DUREPOS D 2 Pts paint missed (2 Out)			
04:57				8 ABLORH E Defensive Rebound
04:42				8 ABLORH E 2-Pts missed (2 out)
04:40	4 DUREPOS D Defensive Rebound			
04:20	4 DUREPOS D 2-Pts missed (2 out)			
04:18				8 ABLORH E Defensive Rebound
04:15				10 HAIDARI H Fast Break
04:13		58-47	+11	10 HAIDARI H 2-Pts paint made (2 In)
04:06				Time out
03:58				8 ABLORH E Steal
03:58	14 DINI A Turnover			
03:58	4 DUREPOS D Steal			
03:58				7 BYQVIST P Turnover
03:58				10 HAIDARI H Steal
03:58	4 DUREPOS D Turnover			
03:47	14 DINI A Personal foul			
03:47				8 ABLORH E Foul On
03:47		58-48	+10	8 ABLORH E Free Throw made (1 In)
03:47		58-49	+9	8 ABLORH E Free Throw made (1 In)
03:40				8 ABLORH E Personal foul
03:40	12 ANDERSON P Foul On			
03:27	7 PETER R 2-Pts paint made (2 In)	60-49	+11	
03:25	12 ANDERSON P Assist			
03:07				10 HAIDARI H 3-Pts missed (3 Out)
03:04				15 MENG R Offensive Rebound
03:01				15 MENG R Turnover
03:01	12 ANDERSON P Steal			
02:49	14 DINI A 2 Pts paint missed (2 Out)			
02:46				8 ABLORH E Defensive Rebound
02:30				8 ABLORH E 2-Pts missed (2 out)
02:28				15 MENG R Offensive Rebound
02:21	7 PETER R Personal foul			
02:21				15 MENG R Foul On



## PLAY BY PLAY

文字比分播报

CAN 62 vs 52 SWE

Attendance: 8162

Game Time	CAN - Canada	Score	Lead	SWE - Sweden
02:00				10 HAIDARI H Turnover
01:35	12 ANDERSON P 3-Pts missed (3 Out)			
01:33				8 ABLORH E Defensive Rebound
01:29				8 ABLORH E Turnover
01:12	9 NORTON R 2 Pts paint missed (2 Out)			
01:12				Defensive Rebound
01:12				Time out
01:09				12 AKERBERG T Player IN <<-----
01:09				15 MENG R Player OUT ----->>
01:09	4 DUREPOS D Personal foul			
01:09				8 ABLORH E Foul On
01:02	6 HEDGES R Player IN <<-----			
01:02	9 NORTON R Player OUT ----->>			
00:56		60-52	+8	10 HAIDARI H 3-Pts made (3 In)
00:56				13 LARSSON T Assist
00:53				8 ABLORH E Personal foul
00:53	6 HEDGES R Foul On			
00:29	4 DUREPOS D 3-Pts missed (3 Out)			
00:27				12 AKERBERG T Defensive Rebound
00:14				7 BYQVIST P 2 Pts paint missed (2 Out)
00:13	7 PETER R Defensive Rebound			
00:08				8 ABLORH E Personal foul
00:08	7 PETER R Foul On			
00:08	7 PETER R Free Throw made (1 In)	61-52	+9	
00:08	7 PETER R Free Throw made (1 In)	62-52	+10	
00:08				Time out
00:00				10 HAIDARI H 2 Pts paint missed (2 Out)



## RESULTS

比赛成绩

### CAN 44 vs 25 SWE

Attendance: 8162

Referee: CALIGIURI Gabriele (AUS)

Commissioner: REHLING Detlef Klaus (GER)

Umpires: WALLAART Edwin Frank (NED); BURFORD Jonathon Blake (USA)

Classifier: TSUNEMI Hiroshi (JPN)

		Q1		Q2	
Scoring by 5 min intervals:	CAN	12	25	36	44
	SWE	9	14	19	25

#### CAN - CANADA

No.	Name	Sport Class	MIN	Field Goals		2 Points		3 Points		Free Throws		Rebounds			AS	TO	ST	BS	PF	FO	PTS
				M/A	%	M/A	%	M/A	%	M/A	%	OR	DR	TOT							
*7	PETER Richard	2.5	20:00	4/5	80	4/5	80			0/2	0	1	3	4	1	3			1	1	8
*8	JOHNSON Joey	4.5	15:42	3/5	60	3/5	60			2/4	50	2	7	9	1	2	2			2	8
*11	BORISOFF Jaimie (C)	1.0	05:42	1/1	100	1/1	100								1	2	1				2
*12	ANDERSON Patrick	4.5	10:00	3/8	38	2/7	29	1/1	100	2/6	33	3	8	11	4			1	2	6	9
*13	STOUTENBERG Chris	1.0	10:00	1/1	100	1/1	100			1/2	50				1				1	1	3
4	DUREPOS David	3.5	10:00	1/4	25	0/2	0	1/2	50			3	3	4	2				2		3
5	ROUILLARD Yvon	3.0	00:00																		0
6	HEDGES Robert	2.5	00:00																		0
9	NORTON Ross	2.0	10:00	2/4	50	2/4	50								1				1	1	4
10	LANCIA Adam	4.5	00:00																		0
14	DINI Abditatch	1.0	14:18	2/2	100	2/2	100					1	1								4
15	ENG David	4.5	04:18	1/1	100	1/1	100			1/2	50					1			2	1	3
Team/Coach																					
<b>Totals</b>				18/31	58	16/28	57	2/3	67	6/16	38	8	22	30	13	10	3	1	9	12	44
<b>Coach</b>		FROGLEY Mile																			
<b>Assistant Coach</b>		TONELLO Jerry									BOWES Paul										

#### SWE - SWEDEN

No.	Name	Sport Class	MIN	Field Goals		2 Points		3 Points		Free Throws		Rebounds			AS	TO	ST	BS	PF	FO	PTS	
				M/A	%	M/A	%	M/A	%	M/A	%	OR	DR	TOT								
*4	NYLANDER Patrik	2.0	10:55	0/4	0	0/4	0									2					0	
*5	GUSTAVSSON Joachim	3.5	11:01	1/4	25	1/4	25					1	3	4		3			3		2	
*10	Haidari Hussein	3.0	20:00	3/6	50	3/5	60	0/1	0	2/5	40		2	2	3	1	2		3	4	8	
*11	KOHLSTROM Peter	2.5	10:55	1/5	20	1/5	20												2	1	2	
*12	AKERBERG Thomas	3.0	07:10	0/2	0	0/2	0								1				2	1	0	
6	LARSSON Niclas	1.0	00:36																		0	
7	BYQVIST Per	3.0	05:14	1/2	50	1/2	50					1	1								2	
8	ABLORH Enoch (C)	4.0	09:05	3/7	43	3/7	43							1		1				2	6	
9	WALLIN Dan	4.0	03:45							1/2	50				1					1	1	
13	LARSSON Thomas	1.0	08:29									2	2						1		0	
14	LINDEN Joakim	2.5	12:50	2/2	100	2/2	100					3	3						1		4	
15	MENG Robin	3.0	00:00																		0	
Team/Coach																						
<b>Totals</b>				11/32	34	11/31	35	0/1	0	3/7	43	2	11	13	4	6	5			12	9	25
<b>Coach</b>		LOPES Ines																				
<b>Assistant Coach</b>		ANDER Nils									ANDERSSON Lars Gunnar											

	CAN	SWE
Points from Turnovers	3	2
Points in the Paint	32	10
Second Chance Points	5	0
Fast Break Points	0	0

	CAN	SWE
Biggest Lead	20	1
Biggest Scoring Run	11-0(32-14)	3-0(21-14)
Lead Changes	3	
Times Tied	1	

#### Legend:

%	Shooting Percentage	(C)	Captain	*	Starters	AS	Assists
BS	Blocked Shots	DR	Defensive Rebounds	FO	Fouls On	M/A	Made/Attempts
MIN	Minutes Played	OR	Offensive Rebounds	PF	Fouls	PTS	Points
Qx	Quarter Time	ST	Steals	TO	Turnovers	TOT	Total Rebounds



## RESULTS

比赛成绩

### CAN 62 vs 52 SWE

Attendance: 8162

Referee: CALIGIURI Gabriele (AUS)

Commissioner: REHLING Detlef Klaus (GER)

Umpires: WALLAART Edwin Frank (NED); BURFORD Jonathon Blake (USA)

Classifier: TSUNEMI Hiroshi (JPN)

		Q1		Q2		Q3		Q4	
Scoring by 5 min intervals:	CAN	12	25	36	44	54	58	58	62
	SWE	9	14	19	25	31	37	45	52

#### CAN - CANADA

No.	Name	Sport Class	MIN	Field Goals		2 Points		3 Points		Free Throws		Rebounds			AS	TO	ST	BS	PF	FO	PTS
				M/A	%	M/A	%	M/A	%	M/A	%	OR	DR	TOT							
*7	PETER Richard	2.5	28:10	5/8	63	5/8	63			2/4	50	1	4	5	1	3			2	2	12
*8	JOHNSON Joey	4.5	18:47	3/6	50	3/6	50			2/6	33	2	7	9	1	2	2			3	8
*11	BORISOFF Jaimie (C)	1.0	15:42	1/2	50	1/2	50								2	2	1				2
*12	ANDERSON Patrick	4.5	26:31	6/15	40	5/13	38	1/2	50	2/6	33	5	14	19	6	3	2	1	4	8	15
*13	STOUTENBERG Chris	1.0	13:51	1/1	100	1/1	100			1/2	50		1	1	3				4	1	3
4	DUREPOS David	3.5	20:00	1/11	9	0/7	0	1/4	25			1	4	5	4	4	1		3	1	3
5	ROUILLARD Yvon	3.0	10:00							0/2	0					1				1	0
6	HEDGES Robert	2.5	02:52																1	1	0
9	NORTON Ross	2.0	18:58	2/5	40	2/5	40					1	1	1					1	1	4
10	LANCIA Adam	4.5	00:24																1		0
14	DINI Abditatch	1.0	30:27	2/3	67	2/3	67					1	4	5		2			1		4
15	ENG David	4.5	14:18	3/5	60	2/4	50	1/1	100	4/6	67		3	3		1			2	5	11
Team/Coach																					
<b>Totals</b>				24/56	43	21/49	43	3/7	43	11/26	42	12	39	51	18	19	6	1	19	23	62
Coach		FROGLEY Mile																			
Assistant Coach		TONELLO Jerry									BOWES Paul										

#### SWE - SWEDEN

No.	Name	Sport Class	MIN	Field Goals		2 Points		3 Points		Free Throws		Rebounds			AS	TO	ST	BS	PF	FO	PTS
				M/A	%	M/A	%	M/A	%	M/A	%	OR	DR	TOT							
*4	NYLANDER Patrik	2.0	10:55	0/4	0	0/4	0										2				0
*5	GUSTAVSSON Joachim	3.5	13:28	1/4	25	1/4	25			1/2	50	1	3	4		3			3	1	3
*10	HADARI Hussein	3.0	34:30	9/19	47	7/14	50	2/5	40	2/8	25		6	6	3	3	3		4	6	22
*11	KOHLSTROM Peter	2.5	16:25	2/9	22	2/9	22						1	1					3	1	4
*12	AKERBERG Thomas	3.0	08:19	0/2	0	0/2	0						1	1		1			2	1	0
6	LARSSON Niclas	1.0	10:36										2	2							0
7	BYQVIST Per	3.0	17:17	1/3	33	1/3	33						4	4		2		1	1	1	2
8	ABLORH Enoch (C)	4.0	24:30	5/15	33	5/15	33			2/2	100		4	4	3	1	3		3	4	12
9	WALLIN Dan	4.0	13:50	1/3	33	1/3	33			1/2	50	2	2	4	1	1	1		2	1	3
13	LARSSON Thomas	1.0	18:29									2	2	2					1		0
14	LINDEN Joakim	2.5	22:50	2/4	50	2/4	50			2/4	50		3	3		1			4	3	6
15	MENG Robin	3.0	08:51										2	2	1	1				1	0
Team/Coach																					
<b>Totals</b>				21/63	33	19/58	33	2/5	40	8/18	44	8	29	37	10	13	9	1	23	19	52
Coach		LOPES Ines																			
Assistant Coach		ANDER Nils									ANDERSSON Lars Gunnar										

	CAN	SWE
Points from Turnovers	8	4
Points in the Paint	40	20
Second Chance Points	7	4
Fast Break Points	0	2

	CAN	SWE
Biggest Lead	25	1
Biggest Scoring Run	11-0(32-14)	16-0(58-49)
Lead Changes	3	
Times Tied	1	

#### Legend:

%	Shooting Percentage	(C)	Captain	*	Starters	AS	Assists
BS	Blocked Shots	DR	Defensive Rebounds	FO	Fouls On	M/A	Made/Attempts
MIN	Minutes Played	OR	Offensive Rebounds	OTx	Overtime	PF	Fouls
PTS	Points	Qx	Quarter Time	ST	Steals	TO	Turnovers
TOT	Total Rebounds						



## START LIST

首发名单

### JPN - CAN

**Referee:** VILJANEN Seppo Olavi (CZE)  
**Umpires:** BOSVELD Andre (NED); GOMEZ RUF Antonia (ESP)

**Commissioner:** COSSAER Dirk Lodewijk M (BEL)  
**Classifier:** DINH Trien Tan (FRA)

#### JPN - Japan

No.	Name	Pos	Age	Sport Class	Current Games Statistics						
					PPG	FG%	3FG%	FT%	RPG	APG	MPG (GP)
4	MIURA Fumiharu	G	29	2.5	0.7	20	0		0.3		01:16 (3)
5	MORI Noriyuki	F	37	2.0	0.7	50			1.3	0.3	08:11 (3)
6	MIYAJIMA Tetsuya	C	19	4.0	2.0	33	0	0	2.3	0.7	07:42 (3)
7	SATO Satoshi	F	32	1.0	0.0				1.0		03:39 (3)
8	KORETOMO Keisuke	G	37	3.0	4.0	50	0	0	2.7	0.7	09:31 (3)
9	KOZAI Hiroaki	F	20	3.5	16.7	44	25	44	4.7	2.0	27:16 (3)
10	SUZUKI Akimasa	F	31	3.5	10.0	52	0	50	7.3	2.0	30:25 (3)
11	FUJII Shingo (C)	G	30	1.5	2.7	27	0	0	4.0	2.0	31:51 (3)
12	KYOYA Kazuyuki	G	37	1.0	0.7	8	0	0	2.7	1.0	35:58 (3)
13	FUJIMOTO Reo	C	24	4.5	11.7	31	0	47	11.3	2.3	29:50 (3)
14	OSHIMA Tomohiko	C	37	4.0	3.3	30	0	80	2.7	0.3	13:00 (3)
15	MAEDA Kenzo	F	33	4.5	0.0	0					01:55 (2)
Team			30.5		52.3	36	12	43	40.3	11.3	
<b>Coach</b>		OKUHARA Akio									
<b>Assistant Coach</b>		SAKANO Haruo									

JPN Played		
PR	SWE	49-61
PR	GER	58-56
PR	IRI	50-69
PR	RSA	11 SEP

#### CAN - Canada

No.	Name	Pos	Age	Sport Class	Current Games Statistics						
					PPG	FG%	3FG%	FT%	RPG	APG	MPG (GP)
4	DUREPOS David	F/G	40	3.5	6.3	28	33	100	2.7	4.0	16:40 (3)
5	ROUILLARD Yvon	F	36	3.0	3.3	63		0	1.3	0.3	12:40 (3)
6	HEDGES Robert	F/G	28	2.5	0.0	0			1.0		05:30 (2)
7	PETER Richard	F/G	35	2.5	8.7	44		50	5.0	0.3	26:43 (3)
8	JOHNSON Joey	C	33	4.5	7.0	46		53	5.7	2.0	17:18 (3)
9	NORTON Ross	F	35	2.0	3.3	56			1.0	1.0	13:36 (3)
10	LANCIA Adam	F	28	4.5	3.7	33	33	40	2.7	0.7	06:48 (3)
11	BORISOFF Jaimie (C)	G	38	1.0	2.3	38		33	0.3	2.0	24:07 (3)
12	ANDERSON Patrick	F	29	4.5	20.0	49	38	57	13.0	5.3	23:22 (3)
13	STOUTENBERG Chris	G	30	1.0	1.7	25		50	2.0	1.3	20:38 (3)
14	DINI Abditatch	G	27	1.0	2.7	67			2.7		18:34 (3)
15	ENG David	F	31	4.5	9.0	39	100	67	2.0		15:51 (3)
Team			32.5		68.0	43	38	55	39.0	17.0	
<b>Coach</b>		FROGLEY Mile									
<b>Assistant Coach</b>		TONELLO Jerry					BOWES Paul				

CAN Played		
PR	GER	62-59
PR	RSA	80-55
PR	SWE	62-52
PR	IRI	11 SEP

**Legend:**

3FG%	3 Field Goals %	APG	Assists per Game	C	Centre	F	Forward
FG%	Field Goals %	FT%	Free Throws %	G	Guard	GP	Games Played
MPG	Minutes Played per Game	Pos	Playing Position	PPG	Points per Game	PR	Preliminary Round
RPG	Rebounds per Game						



## PLAY BY PLAY

文字比分播报

JPN 25 vs 37 CAN

Attendance: 7262

		Q1		Q2	
Scoring by 5 min intervals:	JPN	2	7	11	25
	CAN	10	18	32	37

### FIRST QUARTER

#### Quarter Starters:

<b>JPN</b> 7 SATO S	9 KOZAI H	12 KYOYA K	13 FUJIMOTO R	14 OSHIMA T
<b>CAN</b> 7 PETER R	8 JOHNSON J	11 BORISOFF J	12 ANDERSON P	13 STOUTENBERG C

Game Time	JPN - Japan	Score	Lead	CAN - Canada
10:00	7 SATO S Player IN <<----			
10:00	9 KOZAI H Player IN <<----			
10:00	12 KYOYA K Player IN <<----			
10:00	13 FUJIMOTO R Player IN <<----			
10:00	14 OSHIMA T Player IN <<----			
10:00				7 PETER R Player IN <<----
10:00				8 JOHNSON J Player IN <<----
10:00				11 BORISOFF J Player IN <<----
10:00				12 ANDERSON P Player IN <<----
10:00				13 STOUTENBERG C Player IN <<----
10:00	13 FUJIMOTO R Tap off lost			8 JOHNSON J Tap off won
09:36				11 BORISOFF J 2-Pts missed (2 out)
09:34	14 OSHIMA T Defensive Rebound			
09:14	14 OSHIMA T 2 Pts paint missed (2 Out)			
09:13	Offensive Rebound			
08:58	13 FUJIMOTO R 2-Pts missed (2 out)			
08:56				12 ANDERSON P Defensive Rebound
08:46				13 STOUTENBERG C 2 Pts paint missed (2 Out)
08:44	12 KYOYA K Defensive Rebound			
08:23	13 FUJIMOTO R Turnover			
08:03		0-2	-2	13 STOUTENBERG C 2-Pts paint made (2 In)
08:02				12 ANDERSON P Assist
07:50	9 KOZAI H 3-Pts missed (3 Out)			
07:48				12 ANDERSON P Defensive Rebound
07:31		0-4	-4	12 ANDERSON P 2-Pts made (2 In)
07:30				8 JOHNSON J Assist
07:17	14 OSHIMA T Turnover			
07:17				8 JOHNSON J Steal
07:12				7 PETER R 2 Pts paint missed (2 Out)
07:12				8 JOHNSON J Offensive Rebound
07:12		0-6	-6	8 JOHNSON J 2-Pts paint made (2 In)
06:59	13 FUJIMOTO R 2-Pts paint made (2 In)	2-6	-4	
06:58	14 OSHIMA T Assist			
06:58	12 KYOYA K Personal foul			





## PLAY BY PLAY

文字比分播报

JPN 25 vs 37 CAN

Attendance: 7262

Game Time	JPN - Japan	Score	Lead	CAN - Canada
06:58				8 JOHNSON J Foul On
06:41				12 ANDERSON P 2-Pts missed (2 out)
06:39	13 FUJIMOTO R Defensive Rebound			
06:21	12 KYOYA K 2-Pts missed (2 out)			
06:20				8 JOHNSON J Defensive Rebound
06:17		2-8	-6	8 JOHNSON J 2-Pts paint made (2 In)
06:17	9 KOZAI H Personal foul			
06:17				8 JOHNSON J Foul On
06:17	9 KOZAI H Player OUT ---->>			
06:17	10 SUZUKI A Player IN <<----			
06:14				8 JOHNSON J Free Throw missed (1 Out)
06:13				8 JOHNSON J Offensive Rebound
06:10				7 PETER R 2 Pts paint missed (2 Out)
06:10				Offensive Rebound
06:03				11 BORISOFF J Turnover
05:35	10 SUZUKI A 3-Pts missed (3 Out)			
05:33				8 JOHNSON J Defensive Rebound
05:24		2-10	-8	11 BORISOFF J 2-Pts paint made (2 In)
05:23				11 BORISOFF J Fast Break
05:22				8 JOHNSON J Assist
04:49	14 OSHIMA T 2-Pts missed (2 out)			
04:48				8 JOHNSON J Defensive Rebound
04:44		2-12	-10	12 ANDERSON P 2-Pts paint made (2 In)
04:44				12 ANDERSON P Fast Break
04:44				8 JOHNSON J Assist
04:44	Time out			
04:44	14 OSHIMA T Player OUT ---->>			
04:44	6 MIYAJIMA T Player IN <<----			
04:31				8 JOHNSON J Personal foul
04:31	13 FUJIMOTO R Foul On			
04:20	6 MIYAJIMA T 2 Pts paint missed (2 Out)			
04:20				Defensive Rebound
03:55				7 PETER R 2 Pts paint missed (2 Out)
03:55				11 BORISOFF J Offensive Rebound
03:55				8 JOHNSON J Turnover
03:55				8 JOHNSON J Player OUT ---->>
03:55				11 BORISOFF J Player OUT ---->>
03:55				14 DINI A Player IN <<----
03:55				15 ENG D Player IN <<----
03:36	10 SUZUKI A 2-Pts made (2 In)	4-12	-8	
03:34	12 KYOYA K Assist			
03:25				13 STOUTENBERG C 2-Pts missed (2 out)



## PLAY BY PLAY

文字比分播报

JPN 25 vs 37 CAN

Attendance: 7262

Game Time	JPN - Japan	Score	Lead	CAN - Canada
03:23	13 FUJIMOTO R Defensive Rebound			
03:16				14 DINI A Personal foul
03:16	13 FUJIMOTO R Foul On			
03:16	13 FUJIMOTO R Free Throw made (1 In)	5-12	-7	
03:15	13 FUJIMOTO R Free Throw missed (1 Out)			
03:14				15 ENG D Defensive Rebound
02:49				13 STOUTENBERG C 2-Pts missed (2 out)
02:48				13 STOUTENBERG C Offensive Rebound
02:44				12 ANDERSON P 2 Pts paint missed (2 Out)
02:42				12 ANDERSON P Offensive Rebound
02:42		5-14	-9	12 ANDERSON P 2-Pts paint made (2 In)
02:32				15 ENG D Personal foul
02:32	6 MIYAJIMA T Foul On			
02:23	10 SUZUKI A 2 Pts paint missed (2 Out)			
02:22	10 SUZUKI A Offensive Rebound			
02:13	12 KYOYA K 3-Pts missed (3 Out)			
02:09	13 FUJIMOTO R Offensive Rebound			
01:58	12 KYOYA K 2 Pts paint missed (2 Out)			
01:58	Tap off situation, throw-in			
01:52	10 SUZUKI A 2-Pts missed (2 out)			
01:50				13 STOUTENBERG C Defensive Rebound
01:38				7 PETER R 2 Pts paint missed (2 Out)
01:36				12 ANDERSON P Offensive Rebound
01:32		5-16	-11	12 ANDERSON P 2-Pts made (2 In)
01:14	10 SUZUKI A Turnover			
01:14				12 ANDERSON P Steal
01:13	12 KYOYA K Personal foul			
01:13				12 ANDERSON P Foul On
01:12	6 MIYAJIMA T Player OUT ---->>			
01:12	12 KYOYA K Player OUT ---->>			
01:12	5 MORI N Player IN <<----			
01:12	8 KORETOMO K Player IN <<----			
00:52		5-18	-13	15 ENG D 2-Pts paint made (2 In)
00:50				7 PETER R Assist
00:21	13 FUJIMOTO R 2-Pts made (2 In)	7-18	-11	
00:01				12 ANDERSON P 2-Pts missed (2 out)
00:01	13 FUJIMOTO R Defensive Rebound			

## SECOND QUARTER

### Quarter Starters:

<b>JPN</b> 5 MORI N	7 SATO S	8 KORETOMO K	10 SUZUKI A	13 FUJIMOTO R
<b>CAN</b> 4 DUREPOS D	9 NORTON R	7 PETER R	8 JOHNSON J	11 BORISOFF J



## PLAY BY PLAY

文字比分播报

JPN 25 vs 37 CAN

Attendance: 7262

Game Time	JPN - Japan	Score	Lead	CAN - Canada
10:00				4 DUREPOS D Player IN <<----
10:00				9 NORTON R Player IN <<----
10:00				7 PETER R Player IN <<----
10:00	5 MORI N Player IN <<----			
10:00	7 SATO S Player IN <<----			
10:00	8 KORETOMO K Player IN <<----			
10:00	10 SUZUKI A Player IN <<----			
10:00	13 FUJIMOTO R Player IN <<----			
10:00				8 JOHNSON J Player IN <<----
10:00				11 BORISOFF J Player IN <<----
09:57				Tap off situation, throw-in
09:50		7-20	-13	7 PETER R 2-Pts paint made (2 In)
09:49				4 DUREPOS D Assist
09:27	13 FUJIMOTO R 2-Pts missed (2 out)			
09:27				Defensive Rebound
09:03				11 BORISOFF J 2 Pts paint missed (2 Out)
09:01				7 PETER R Offensive Rebound
09:01				7 PETER R 2 Pts paint missed (2 Out)
09:01				8 JOHNSON J Offensive Rebound
09:01				8 JOHNSON J 2 Pts paint missed (2 Out)
09:01				7 PETER R Offensive Rebound
09:01	5 MORI N Personal foul			
09:01				8 JOHNSON J Foul On
08:48		7-22	-15	4 DUREPOS D 2-Pts made (2 In)
08:45				4 DUREPOS D Personal foul
08:45	13 FUJIMOTO R Foul On			
08:38				4 DUREPOS D Personal foul
08:38	13 FUJIMOTO R Foul On			
08:38	13 FUJIMOTO R Free Throw made (1 In)	8-22	-14	
08:38	13 FUJIMOTO R Free Throw made (1 In)	9-22	-13	
08:23				8 JOHNSON J 2 Pts paint missed (2 Out)
08:23				8 JOHNSON J Offensive Rebound
08:23		9-24	-15	8 JOHNSON J 2-Pts paint made (2 In)
08:23	8 KORETOMO K Personal foul			
08:23				8 JOHNSON J Foul On
08:23	5 MORI N Player OUT ---->>			
08:23	8 KORETOMO K Player OUT ---->>			
08:23	9 KOZAI H Player IN <<----			
08:23	11 FUJII S Player IN <<----			
08:20				8 JOHNSON J Free Throw missed (1 Out)
08:18	10 SUZUKI A Defensive Rebound			
08:05	11 FUJII S 2-Pts paint made (2 In)	11-24	-13	



## PLAY BY PLAY

文字比分播报

JPN 25 vs 37 CAN

Attendance: 7262

Game Time	JPN - Japan	Score	Lead	CAN - Canada
07:50				4 DUREPOS D 2-Pts missed (2 out)
07:47	9 KOZAI H Defensive Rebound			
07:34	9 KOZAI H Turnover			
07:34				9 NORTON R Steal
07:22		11-26	-15	11 BORISOFF J 2-Pts made (2 In)
07:20				8 JOHNSON J Assist
07:04	9 KOZAI H 2-Pts missed (2 out)			
07:04				8 JOHNSON J Defensive Rebound
07:04	10 SUZUKI A Personal foul			
07:04				8 JOHNSON J Foul On
06:47				4 DUREPOS D 2-Pts missed (2 out)
06:45	13 FUJIMOTO R Defensive Rebound			
06:28	9 KOZAI H 2-Pts missed (2 out)			
06:24				8 JOHNSON J Defensive Rebound
06:04		11-29	-18	4 DUREPOS D 3-Pts made (3 In)
05:38	10 SUZUKI A 2-Pts missed (2 out)			
05:36				4 DUREPOS D Defensive Rebound
05:18		11-32	-21	4 DUREPOS D 3-Pts made (3 In)
05:15				9 NORTON R Personal foul
05:15	10 SUZUKI A Foul On			
05:15	10 SUZUKI A Player OUT ---->>			
05:15	11 FUJII S Player OUT ---->>			
05:15	6 MIYAJIMA T Player IN <<----			
05:15	12 KYOYA K Player IN <<----			
05:11				9 NORTON R Personal foul
05:11	6 MIYAJIMA T Foul On			
04:57	13 FUJIMOTO R 2-Pts missed (2 out)			
04:55				8 JOHNSON J Defensive Rebound
04:48	13 FUJIMOTO R Personal foul			
04:48				8 JOHNSON J Foul On
04:46				11 BORISOFF J Offensive foul
04:46				11 BORISOFF J Turnover
04:46	12 KYOYA K Foul On			
04:46	12 KYOYA K Steal			
04:25	13 FUJIMOTO R 2-Pts paint made (2 In)	13-32	-19	
04:23	6 MIYAJIMA T Assist			
04:04				4 DUREPOS D 3-Pts missed (3 Out)
04:02	13 FUJIMOTO R Defensive Rebound			
03:57				7 PETER R Personal foul
03:57	6 MIYAJIMA T Foul On			
03:57	6 MIYAJIMA T Free Throw made (1 In)	14-32	-18	
03:57	6 MIYAJIMA T Free Throw made (1 In)	15-32	-17	



## PLAY BY PLAY

文字比分播报

JPN 25 vs 37 CAN

Attendance: 7262

Game Time	JPN - Japan	Score	Lead	CAN - Canada
03:34				9 NORTON R 2 Pts paint missed (2 Out)
03:32				11 BORISOFF J Offensive Rebound
03:32				11 BORISOFF J 2 Pts paint missed (2 Out)
03:30	13 FUJIMOTO R Defensive Rebound			
03:20	13 FUJIMOTO R 2-Pts paint made (2 In)	17-32	-15	
03:20	9 KOZAI H Assist			
03:20				Time out
03:02				8 JOHNSON J 2-Pts missed (2 out)
03:01	6 MIYAJIMA T Defensive Rebound			
02:48	9 KOZAI H 2-Pts made (2 In)	19-32	-13	
02:47	12 KYOYA K Assist			
02:31	13 FUJIMOTO R Personal foul			
02:31				8 JOHNSON J Foul On
02:31				8 JOHNSON J Free Throw missed (1 Out)
02:31				8 JOHNSON J Free Throw missed (1 Out)
02:28	6 MIYAJIMA T Defensive Rebound			
02:23				8 JOHNSON J Personal foul
02:23	7 SATO S Foul On			
02:23				11 BORISOFF J Player OUT ---->>
02:23				13 STOUTENBERG C Player IN <<----
02:23	7 SATO S Free Throw made (1 In)	20-32	-12	
02:22	7 SATO S Free Throw missed (1 Out)			
02:20				8 JOHNSON J Defensive Rebound
01:58				4 DUREPOS D Turnover
01:58	6 MIYAJIMA T Steal			
01:58	6 MIYAJIMA T Turnover			
01:58				8 JOHNSON J Steal
01:55	6 MIYAJIMA T Personal foul			
01:55				8 JOHNSON J Foul On
01:55		20-33	-13	8 JOHNSON J Free Throw made (1 In)
01:53				8 JOHNSON J Free Throw missed (1 Out)
01:44	13 FUJIMOTO R Defensive Rebound			
01:26	13 FUJIMOTO R 2-Pts missed (2 out)			
01:25	6 MIYAJIMA T Offensive Rebound			
01:25	9 KOZAI H 2-Pts paint made (2 In)	22-33	-11	
01:25	6 MIYAJIMA T Assist			
01:25				8 JOHNSON J Personal foul
01:25	9 KOZAI H Foul On			
01:25	9 KOZAI H Free Throw made (1 In)	23-33	-10	
01:09		23-35	-12	7 PETER R 2-Pts paint made (2 In)
01:08				4 DUREPOS D Assist
00:52	6 MIYAJIMA T Turnover			



## PLAY BY PLAY

文字比分播报

JPN 25 vs 37 CAN

Attendance: 7262

Game Time	JPN - Japan	Score	Lead	CAN - Canada
00:52				13 STOUTENBERG C Steal
00:44		23-37	-14	4 DUREPOS D 2-Pts paint made (2 In)
00:43				4 DUREPOS D Fast Break
00:42				8 JOHNSON J Assist
00:30	6 MIYAJIMA T Offensive foul			
00:30	6 MIYAJIMA T Turnover			
00:30				7 PETER R Foul On
00:09				4 DUREPOS D Turnover
00:09	Time out			
00:09				8 JOHNSON J Player OUT ---->>
00:09				10 LANCIA A Player IN <<----
00:01	6 MIYAJIMA T 2-Pts paint made (2 In)	25-37	-12	
00:01	13 FUJIMOTO R Assist			



## PLAY BY PLAY

文字比分播报

JPN 48 vs 75 CAN

Attendance: 7262

Scoring by 5 min intervals:		Q1		Q2		Q3		Q4	
JPN		2	7	11	25	28	30	37	48
CAN		10	18	32	37	49	58	72	75

### FIRST QUARTER

#### Quarter Starters:

<b>JPN</b> 7 SATO S	9 KOZAI H	12 KYOYA K	13 FUJIMOTO R	14 OSHIMA T
<b>CAN</b> 7 PETER R	8 JOHNSON J	11 BORISOFF J	12 ANDERSON P	13 STOUTENBERG C

Game Time	JPN - Japan	Score	Lead	CAN - Canada
10:00	7 SATO S Player IN <<----			
10:00	9 KOZAI H Player IN <<----			
10:00	12 KYOYA K Player IN <<----			
10:00	13 FUJIMOTO R Player IN <<----			
10:00	14 OSHIMA T Player IN <<----			
10:00				7 PETER R Player IN <<----
10:00				8 JOHNSON J Player IN <<----
10:00				11 BORISOFF J Player IN <<----
10:00				12 ANDERSON P Player IN <<----
10:00				13 STOUTENBERG C Player IN <<----
10:00	13 FUJIMOTO R Tap off lost			8 JOHNSON J Tap off won
09:36				11 BORISOFF J 2-Pts missed (2 out)
09:34	14 OSHIMA T Defensive Rebound			
09:14	14 OSHIMA T 2 Pts paint missed (2 Out)			
09:13	Offensive Rebound			
08:58	13 FUJIMOTO R 2-Pts missed (2 out)			
08:56				12 ANDERSON P Defensive Rebound
08:46				13 STOUTENBERG C 2 Pts paint missed (2 Out)
08:44	12 KYOYA K Defensive Rebound			
08:23	13 FUJIMOTO R Turnover			
08:03		0-2	-2	13 STOUTENBERG C 2-Pts paint made (2 In)
08:02				12 ANDERSON P Assist
07:50	9 KOZAI H 3-Pts missed (3 Out)			
07:48				12 ANDERSON P Defensive Rebound
07:31		0-4	-4	12 ANDERSON P 2-Pts made (2 In)
07:30				8 JOHNSON J Assist
07:17	14 OSHIMA T Turnover			
07:17				8 JOHNSON J Steal
07:12				7 PETER R 2 Pts paint missed (2 Out)
07:12				8 JOHNSON J Offensive Rebound
07:12		0-6	-6	8 JOHNSON J 2-Pts paint made (2 In)
06:59	13 FUJIMOTO R 2-Pts paint made (2 In)	2-6	-4	
06:58	14 OSHIMA T Assist			
06:58	12 KYOYA K Personal foul			



## PLAY BY PLAY

文字比分播报

JPN 48 vs 75 CAN

Attendance: 7262

Game Time	JPN - Japan	Score	Lead	CAN - Canada
06:58				8 JOHNSON J Foul On
06:41				12 ANDERSON P 2-Pts missed (2 out)
06:39	13 FUJIMOTO R Defensive Rebound			
06:21	12 KYOYA K 2-Pts missed (2 out)			
06:20				8 JOHNSON J Defensive Rebound
06:17		2-8	-6	8 JOHNSON J 2-Pts paint made (2 In)
06:17	9 KOZAI H Personal foul			
06:17				8 JOHNSON J Foul On
06:17	9 KOZAI H Player OUT ---->>			
06:17	10 SUZUKI A Player IN <<----			
06:14				8 JOHNSON J Free Throw missed (1 Out)
06:13				8 JOHNSON J Offensive Rebound
06:10				7 PETER R 2 Pts paint missed (2 Out)
06:10				Offensive Rebound
06:03				11 BORISOFF J Turnover
05:35	10 SUZUKI A 3-Pts missed (3 Out)			
05:33				8 JOHNSON J Defensive Rebound
05:24		2-10	-8	11 BORISOFF J 2-Pts paint made (2 In)
05:23				11 BORISOFF J Fast Break
05:22				8 JOHNSON J Assist
04:49	14 OSHIMA T 2-Pts missed (2 out)			
04:48				8 JOHNSON J Defensive Rebound
04:44		2-12	-10	12 ANDERSON P 2-Pts paint made (2 In)
04:44				12 ANDERSON P Fast Break
04:44				8 JOHNSON J Assist
04:44	Time out			
04:44	14 OSHIMA T Player OUT ---->>			
04:44	6 MIYAJIMA T Player IN <<----			
04:31				8 JOHNSON J Personal foul
04:31	13 FUJIMOTO R Foul On			
04:20	6 MIYAJIMA T 2 Pts paint missed (2 Out)			
04:20				Defensive Rebound
03:55				7 PETER R 2 Pts paint missed (2 Out)
03:55				11 BORISOFF J Offensive Rebound
03:55				8 JOHNSON J Turnover
03:55				8 JOHNSON J Player OUT ---->>
03:55				11 BORISOFF J Player OUT ---->>
03:55				14 DINI A Player IN <<----
03:55				15 ENG D Player IN <<----
03:36	10 SUZUKI A 2-Pts made (2 In)	4-12	-8	
03:34	12 KYOYA K Assist			
03:25				13 STOUTENBERG C 2-Pts missed (2 out)





## PLAY BY PLAY

文字比分播报

JPN 48 vs 75 CAN

Attendance: 7262

Game Time	JPN - Japan	Score	Lead	CAN - Canada
03:23	13 FUJIMOTO R Defensive Rebound			
03:16				14 DINI A Personal foul
03:16	13 FUJIMOTO R Foul On			
03:16	13 FUJIMOTO R Free Throw made (1 In)	5-12	-7	
03:15	13 FUJIMOTO R Free Throw missed (1 Out)			
03:14				15 ENG D Defensive Rebound
02:49				13 STOUTENBERG C 2-Pts missed (2 out)
02:48				13 STOUTENBERG C Offensive Rebound
02:44				12 ANDERSON P 2 Pts paint missed (2 Out)
02:42				12 ANDERSON P Offensive Rebound
02:42		5-14	-9	12 ANDERSON P 2-Pts paint made (2 In)
02:32				15 ENG D Personal foul
02:32	6 MIYAJIMA T Foul On			
02:23	10 SUZUKI A 2 Pts paint missed (2 Out)			
02:22	10 SUZUKI A Offensive Rebound			
02:13	12 KYOYA K 3-Pts missed (3 Out)			
02:09	13 FUJIMOTO R Offensive Rebound			
01:58	12 KYOYA K 2 Pts paint missed (2 Out)			
01:58	Tap off situation, throw-in			
01:52	10 SUZUKI A 2-Pts missed (2 out)			
01:50				13 STOUTENBERG C Defensive Rebound
01:38				7 PETER R 2 Pts paint missed (2 Out)
01:36				12 ANDERSON P Offensive Rebound
01:32		5-16	-11	12 ANDERSON P 2-Pts made (2 In)
01:14	10 SUZUKI A Turnover			
01:14				12 ANDERSON P Steal
01:13	12 KYOYA K Personal foul			
01:13				12 ANDERSON P Foul On
01:12	6 MIYAJIMA T Player OUT ---->>			
01:12	12 KYOYA K Player OUT ---->>			
01:12	5 MORI N Player IN <<----			
01:12	8 KORETOMO K Player IN <<----			
00:52		5-18	-13	15 ENG D 2-Pts paint made (2 In)
00:50				7 PETER R Assist
00:21	13 FUJIMOTO R 2-Pts made (2 In)	7-18	-11	
00:01				12 ANDERSON P 2-Pts missed (2 out)
00:01	13 FUJIMOTO R Defensive Rebound			

## SECOND QUARTER

### Quarter Starters:

<b>JPN</b> 5 MORI N	7 SATO S	8 KORETOMO K	10 SUZUKI A	13 FUJIMOTO R
<b>CAN</b> 4 DUREPOS D	9 NORTON R	7 PETER R	8 JOHNSON J	11 BORISOFF J



## PLAY BY PLAY

文字比分播报

JPN 48 vs 75 CAN

Attendance: 7262

Game Time	JPN - Japan	Score	Lead	CAN - Canada
10:00				4 DUREPOS D Player IN <<----
10:00				9 NORTON R Player IN <<----
10:00				7 PETER R Player IN <<----
10:00	5 MORI N Player IN <<----			
10:00	7 SATO S Player IN <<----			
10:00	8 KORETOMO K Player IN <<----			
10:00	10 SUZUKI A Player IN <<----			
10:00	13 FUJIMOTO R Player IN <<----			
10:00				8 JOHNSON J Player IN <<----
10:00				11 BORISOFF J Player IN <<----
09:57				Tap off situation, throw-in
09:50		7-20	-13	7 PETER R 2-Pts paint made (2 In)
09:49				4 DUREPOS D Assist
09:27	13 FUJIMOTO R 2-Pts missed (2 out)			
09:27				Defensive Rebound
09:03				11 BORISOFF J 2 Pts paint missed (2 Out)
09:01				7 PETER R Offensive Rebound
09:01				7 PETER R 2 Pts paint missed (2 Out)
09:01				8 JOHNSON J Offensive Rebound
09:01				8 JOHNSON J 2 Pts paint missed (2 Out)
09:01				7 PETER R Offensive Rebound
09:01	5 MORI N Personal foul			
09:01				8 JOHNSON J Foul On
08:48		7-22	-15	4 DUREPOS D 2-Pts made (2 In)
08:45				4 DUREPOS D Personal foul
08:45	13 FUJIMOTO R Foul On			
08:38				4 DUREPOS D Personal foul
08:38	13 FUJIMOTO R Foul On			
08:38	13 FUJIMOTO R Free Throw made (1 In)	8-22	-14	
08:38	13 FUJIMOTO R Free Throw made (1 In)	9-22	-13	
08:23				8 JOHNSON J 2 Pts paint missed (2 Out)
08:23				8 JOHNSON J Offensive Rebound
08:23		9-24	-15	8 JOHNSON J 2-Pts paint made (2 In)
08:23	8 KORETOMO K Personal foul			
08:23				8 JOHNSON J Foul On
08:23	5 MORI N Player OUT ---->>			
08:23	8 KORETOMO K Player OUT ---->>			
08:23	9 KOZAI H Player IN <<----			
08:23	11 FUJII S Player IN <<----			
08:20				8 JOHNSON J Free Throw missed (1 Out)
08:18	10 SUZUKI A Defensive Rebound			
08:05	11 FUJII S 2-Pts paint made (2 In)	11-24	-13	



## PLAY BY PLAY

文字比分播报

JPN 48 vs 75 CAN

Attendance: 7262

Game Time	JPN - Japan	Score	Lead	CAN - Canada
07:50				4 DUREPOS D 2-Pts missed (2 out)
07:47	9 KOZAI H Defensive Rebound			
07:34	9 KOZAI H Turnover			
07:34				9 NORTON R Steal
07:22		11-26	-15	11 BORISOFF J 2-Pts made (2 In)
07:20				8 JOHNSON J Assist
07:04	9 KOZAI H 2-Pts missed (2 out)			
07:04				8 JOHNSON J Defensive Rebound
07:04	10 SUZUKI A Personal foul			
07:04				8 JOHNSON J Foul On
06:47				4 DUREPOS D 2-Pts missed (2 out)
06:45	13 FUJIMOTO R Defensive Rebound			
06:28	9 KOZAI H 2-Pts missed (2 out)			
06:24				8 JOHNSON J Defensive Rebound
06:04		11-29	-18	4 DUREPOS D 3-Pts made (3 In)
05:38	10 SUZUKI A 2-Pts missed (2 out)			
05:36				4 DUREPOS D Defensive Rebound
05:18		11-32	-21	4 DUREPOS D 3-Pts made (3 In)
05:15				9 NORTON R Personal foul
05:15	10 SUZUKI A Foul On			
05:15	10 SUZUKI A Player OUT ---->>			
05:15	11 FUJII S Player OUT ---->>			
05:15	6 MIYAJIMA T Player IN <<----			
05:15	12 KYOYA K Player IN <<----			
05:11				9 NORTON R Personal foul
05:11	6 MIYAJIMA T Foul On			
04:57	13 FUJIMOTO R 2-Pts missed (2 out)			
04:55				8 JOHNSON J Defensive Rebound
04:48	13 FUJIMOTO R Personal foul			
04:48				8 JOHNSON J Foul On
04:46				11 BORISOFF J Offensive foul
04:46				11 BORISOFF J Turnover
04:46	12 KYOYA K Foul On			
04:46	12 KYOYA K Steal			
04:25	13 FUJIMOTO R 2-Pts paint made (2 In)	13-32	-19	
04:23	6 MIYAJIMA T Assist			
04:04				4 DUREPOS D 3-Pts missed (3 Out)
04:02	13 FUJIMOTO R Defensive Rebound			
03:57				7 PETER R Personal foul
03:57	6 MIYAJIMA T Foul On			
03:57	6 MIYAJIMA T Free Throw made (1 In)	14-32	-18	
03:57	6 MIYAJIMA T Free Throw made (1 In)	15-32	-17	



## PLAY BY PLAY

文字比分播报

JPN 48 vs 75 CAN

Attendance: 7262

Game Time	JPN - Japan	Score	Lead	CAN - Canada
03:34				9 NORTON R 2 Pts paint missed (2 Out)
03:32				11 BORISOFF J Offensive Rebound
03:32				11 BORISOFF J 2 Pts paint missed (2 Out)
03:30	13 FUJIMOTO R Defensive Rebound			
03:20	13 FUJIMOTO R 2-Pts paint made (2 In)	17-32	-15	
03:20	9 KOZAI H Assist			
03:20				Time out
03:02				8 JOHNSON J 2-Pts missed (2 out)
03:01	6 MIYAJIMA T Defensive Rebound			
02:48	9 KOZAI H 2-Pts made (2 In)	19-32	-13	
02:47	12 KYOYA K Assist			
02:31	13 FUJIMOTO R Personal foul			
02:31				8 JOHNSON J Foul On
02:31				8 JOHNSON J Free Throw missed (1 Out)
02:31				8 JOHNSON J Free Throw missed (1 Out)
02:28	6 MIYAJIMA T Defensive Rebound			
02:23				8 JOHNSON J Personal foul
02:23	7 SATO S Foul On			
02:23				11 BORISOFF J Player OUT ---->>
02:23				13 STOUTENBERG C Player IN <<----
02:23	7 SATO S Free Throw made (1 In)	20-32	-12	
02:22	7 SATO S Free Throw missed (1 Out)			
02:20				8 JOHNSON J Defensive Rebound
01:58				4 DUREPOS D Turnover
01:58	6 MIYAJIMA T Steal			
01:58	6 MIYAJIMA T Turnover			
01:58				8 JOHNSON J Steal
01:55	6 MIYAJIMA T Personal foul			
01:55				8 JOHNSON J Foul On
01:55		20-33	-13	8 JOHNSON J Free Throw made (1 In)
01:53				8 JOHNSON J Free Throw missed (1 Out)
01:44	13 FUJIMOTO R Defensive Rebound			
01:26	13 FUJIMOTO R 2-Pts missed (2 out)			
01:25	6 MIYAJIMA T Offensive Rebound			
01:25	9 KOZAI H 2-Pts paint made (2 In)	22-33	-11	
01:25	6 MIYAJIMA T Assist			
01:25				8 JOHNSON J Personal foul
01:25	9 KOZAI H Foul On			
01:25	9 KOZAI H Free Throw made (1 In)	23-33	-10	
01:09		23-35	-12	7 PETER R 2-Pts paint made (2 In)
01:08				4 DUREPOS D Assist
00:52	6 MIYAJIMA T Turnover			



## PLAY BY PLAY

文字比分播报

JPN 48 vs 75 CAN

Attendance: 7262

Game Time	JPN - Japan	Score	Lead	CAN - Canada
00:52				13 STOUTENBERG C Steal
00:44		23-37	-14	4 DUREPOS D 2-Pts paint made (2 In)
00:43				4 DUREPOS D Fast Break
00:42				8 JOHNSON J Assist
00:30	6 MIYAJIMA T Offensive foul			
00:30	6 MIYAJIMA T Turnover			
00:30				7 PETER R Foul On
00:09				4 DUREPOS D Turnover
00:09	Time out			
00:09				8 JOHNSON J Player OUT ----->>
00:09				10 LANCIA A Player IN <<-----
00:01	6 MIYAJIMA T 2-Pts paint made (2 In)	25-37	-12	
00:01	13 FUJIMOTO R Assist			

## THIRD QUARTER

### Quarter Starters:

**JPN** 6 MIYAJIMA T      7 SATO S      9 KOZAI H      12 KYOYA K      13 FUJIMOTO R  
**CAN** 4 DUREPOS D      6 HEDGES R      7 PETER R      11 BORISOFF J      12 ANDERSON P

Game Time	JPN - Japan	Score	Lead	CAN - Canada
10:00				4 DUREPOS D Player IN <<-----
10:00				6 HEDGES R Player IN <<-----
10:00				7 PETER R Player IN <<-----
10:00				11 BORISOFF J Player IN <<-----
10:00				12 ANDERSON P Player IN <<-----
10:00	6 MIYAJIMA T Player IN <<-----			
10:00	7 SATO S Player IN <<-----			
10:00	9 KOZAI H Player IN <<-----			
10:00	12 KYOYA K Player IN <<-----			
10:00	13 FUJIMOTO R Player IN <<-----			
09:59	Tap off situation, throw-in			
09:45	12 KYOYA K 2-Pts missed (2 out)			
09:44				12 ANDERSON P Defensive Rebound
09:22		25-39	-14	4 DUREPOS D 2-Pts made (2 In)
08:50	9 KOZAI H 2-Pts missed (2 out)			
08:47				12 ANDERSON P Defensive Rebound
08:36		25-41	-16	7 PETER R 2-Pts paint made (2 In)
08:34				12 ANDERSON P Assist
08:22	9 KOZAI H Turnover			
08:01		25-43	-18	4 DUREPOS D 2-Pts made (2 In)
07:34	6 MIYAJIMA T Turnover			
07:34	6 MIYAJIMA T Player OUT ----->>			
07:34	14 OSHIMA T Player IN <<-----			



## PLAY BY PLAY

文字比分播报

JPN 48 vs 75 CAN

Attendance: 7262

Game Time	JPN - Japan	Score	Lead	CAN - Canada
07:12		25-45	-20	4 DUREPOS D 2-Pts paint made (2 In)
06:54	7 SATO S 2-Pts missed (2 out)			
06:52				12 ANDERSON P Defensive Rebound
06:40		25-47	-22	4 DUREPOS D 2-Pts paint made (2 In)
06:40				12 ANDERSON P Assist
06:40	9 KOZAI H Personal foul			
06:40				12 ANDERSON P Foul On
06:22		25-49	-24	4 DUREPOS D 2-Pts made (2 In)
06:22	Time out			
06:22	9 KOZAI H Player OUT ---->>			
06:22	10 SUZUKI A Player IN <<----			
06:13				11 BORISOFF J Personal foul
06:13	10 SUZUKI A Foul On			
06:13	10 SUZUKI A Free Throw missed (1 Out)			
06:13	10 SUZUKI A Free Throw missed (1 Out)			
06:10	7 SATO S Offensive Rebound			
05:48	14 OSHIMA T 3-Pts made (3 In)	28-49	-21	
05:22				4 DUREPOS D 3-Pts missed (3 Out)
05:20	13 FUJIMOTO R Defensive Rebound			
05:13				11 BORISOFF J Personal foul
05:13	13 FUJIMOTO R Foul On			
05:09	14 OSHIMA T Offensive foul			
05:09	14 OSHIMA T Turnover			
05:09				4 DUREPOS D Foul On
05:09				4 DUREPOS D Steal
04:43		28-51	-23	11 BORISOFF J 2-Pts made (2 In)
04:42				12 ANDERSON P Assist
04:15				7 PETER R Personal foul
04:15	12 KYOYA K Foul On			
04:15	13 FUJIMOTO R Player OUT ---->>			
04:15	15 MAEDA K Player IN <<----			
04:15	12 KYOYA K Free Throw made (1 In)	29-51	-22	
04:13	12 KYOYA K Free Throw missed (1 Out)			
04:09				4 DUREPOS D Defensive Rebound
04:00		29-53	-24	12 ANDERSON P 2-Pts paint made (2 In)
03:36	14 OSHIMA T 2-Pts missed (2 out)			
03:35				4 DUREPOS D Defensive Rebound
03:19				4 DUREPOS D 2-Pts missed (2 out)
03:18				12 ANDERSON P Offensive Rebound
03:16				12 ANDERSON P 2-Pts missed (2 out)
03:12	10 SUZUKI A Defensive Rebound			
03:00	7 SATO S 2-Pts missed (2 out)			



## PLAY BY PLAY

文字比分播报

JPN 48 vs 75 CAN

Attendance: 7262

Game Time	JPN - Japan	Score	Lead	CAN - Canada
03:00				Defensive Rebound
02:43				7 PETER R 2 Pts paint missed (2 Out)
02:43				7 PETER R Offensive Rebound
02:43	14 OSHIMA T Personal foul			
02:43				7 PETER R Foul On
02:43				7 PETER R Free Throw missed (1 Out)
02:43		29-54	-25	7 PETER R Free Throw made (1 In)
02:36				12 ANDERSON P Personal foul
02:36	14 OSHIMA T Foul On			
02:36	7 SATO S Player OUT ---->>			
02:36	10 SUZUKI A Player OUT ---->>			
02:36	12 KYOYA K Player OUT ---->>			
02:36	15 MAEDA K Player OUT ---->>			
02:36	4 MIURA F Player IN <<----			
02:36	5 MORI N Player IN <<----			
02:36	6 MIYAJIMA T Player IN <<----			
02:36	11 FUJII S Player IN <<----			
02:18	6 MIYAJIMA T 2 Pts paint missed (2 Out)			
02:16				12 ANDERSON P Defensive Rebound
02:07		29-56	-27	4 DUREPOS D 2-Pts paint made (2 In)
02:06				12 ANDERSON P Assist
01:52	4 MIURA F 3-Pts missed (3 Out)			
01:50				4 DUREPOS D Defensive Rebound
01:30				12 ANDERSON P 2 Pts paint missed (2 Out)
01:30				12 ANDERSON P Offensive Rebound
01:23		29-58	-29	12 ANDERSON P 2-Pts made (2 In)
01:19				11 BORISOFF J Assist
01:07				6 HEDGES R Personal foul
01:07	6 MIYAJIMA T Foul On			
01:07	6 MIYAJIMA T Free Throw missed (1 Out)			
01:07	6 MIYAJIMA T Free Throw made (1 In)	30-58	-28	
00:52				4 DUREPOS D Turnover
00:52				Time out
00:31	4 MIURA F 3-Pts missed (3 Out)			
00:29	11 FUJII S Offensive Rebound			
00:15				12 ANDERSON P Steal
00:15	6 MIYAJIMA T Turnover			
00:07				7 PETER R 2 Pts paint missed (2 Out)
00:07	4 MIURA F Defensive Rebound			

### FOURTH QUARTER

#### Quarter Starters:

JPN

CAN



## PLAY BY PLAY

文字比分播报

JPN 48 vs 75 CAN

Attendance: 7262

Game Time	JPN - Japan	Score	Lead	CAN - Canada
10:00				14 DINI A Player IN <<----
10:00				15 ENG D Player IN <<----
10:00				13 STOUTENBERG C Player IN <<----
10:00				5 ROUILLARD Y Player IN <<----
10:00				10 LANCIA A Player IN <<----
10:00	4 MIURA F Player IN <<----			
10:00	5 MORI N Player IN <<----			
10:00	9 KOZAI H Player IN <<----			
10:00	11 FUJII S Player IN <<----			
10:00	13 FUJIMOTO R Player IN <<----			
09:59				Tap off situation, throw-in
09:45				5 ROUILLARD Y 2 Pts paint missed (2 Out)
09:43				5 ROUILLARD Y Offensive Rebound
09:43		30-60	-30	5 ROUILLARD Y 2-Pts paint made (2 In)
09:22				10 LANCIA A Personal foul
09:22	5 MORI N Foul On			
09:22	5 MORI N Free Throw made (1 In)	31-60	-29	
09:18	5 MORI N Free Throw missed (1 Out)			
09:16				15 ENG D Defensive Rebound
08:56				10 LANCIA A 2 Pts paint missed (2 Out)
08:56				10 LANCIA A Offensive Rebound
08:56	13 FUJIMOTO R Personal foul			
08:56				10 LANCIA A Foul On
08:56				Time out
08:46		31-62	-31	5 ROUILLARD Y 2-Pts paint made (2 In)
08:45				15 ENG D Assist
08:37	13 FUJIMOTO R Offensive foul			
08:37	13 FUJIMOTO R Turnover			
08:37				15 ENG D Foul On
08:30				15 ENG D Steal
08:24				10 LANCIA A 2 Pts paint missed (2 Out)
08:21				10 LANCIA A Offensive Rebound
08:21		31-64	-33	10 LANCIA A 2-Pts paint made (2 In)
07:58	9 KOZAI H 2-Pts made (2 In)	33-64	-31	
07:58	4 MIURA F Player OUT ---->>			
07:58	5 MORI N Player OUT ---->>			
07:58	10 SUZUKI A Player IN <<----			
07:58	12 KYOYA K Player IN <<----			
07:58	13 FUJIMOTO R Player OUT ---->>			
07:58	15 MAEDA K Player IN <<----			
07:44		33-66	-33	10 LANCIA A 2-Pts paint made (2 In)
07:32	11 FUJII S Turnover			





## PLAY BY PLAY

文字比分播报

JPN 48 vs 75 CAN

Attendance: 7262

Game Time	JPN - Japan	Score	Lead	CAN - Canada
07:32				5 ROUILLARD Y Steal
07:19				10 LANCIA A 2 Pts paint missed (2 Out)
07:17	12 KYOYA K Defensive Rebound			
07:15				10 LANCIA A Personal foul
07:15	11 FUJII S Foul On			
07:15				10 LANCIA A Player OUT ---->>
07:15				12 ANDERSON P Player IN <<----
07:02	15 MAEDA K 2-Pts made (2 In)	35-66	-31	
07:00	10 SUZUKI A Assist			
06:45	15 MAEDA K Personal foul			
06:45				5 ROUILLARD Y Foul On
06:45				12 ANDERSON P Player OUT ---->>
06:45				10 LANCIA A Player IN <<----
06:41				15 ENG D 3-Pts missed (3 Out)
06:38				5 ROUILLARD Y Offensive Rebound
06:22		35-68	-33	15 ENG D 2-Pts made (2 In)
06:21				14 DINI A Assist
06:04	9 KOZAI H 2-Pts missed (2 out)			
06:02				15 ENG D Defensive Rebound
05:49	15 MAEDA K Personal foul			
05:49				10 LANCIA A Foul On
05:36		35-70	-35	5 ROUILLARD Y 2-Pts paint made (2 In)
05:35				10 LANCIA A Assist
05:18	11 FUJII S Turnover			
05:18				10 LANCIA A Steal
05:14		35-72	-37	10 LANCIA A 2-Pts paint made (2 In)
05:13				10 LANCIA A Fast Break
05:13	Time out			
05:01				13 STOUTENBERG C Personal foul
05:01	9 KOZAI H Foul On			
05:01	9 KOZAI H Free Throw made (1 In)	36-72	-36	
05:01	9 KOZAI H Free Throw made (1 In)	37-72	-35	
05:01	9 KOZAI H Personal foul			
05:01				5 ROUILLARD Y Foul On
05:01				5 ROUILLARD Y Free Throw missed (1 Out)
05:01				5 ROUILLARD Y Free Throw missed (1 Out)
04:55				15 ENG D Offensive Rebound
04:55				15 ENG D 2 Pts paint missed (2 Out)
04:52	9 KOZAI H Defensive Rebound			
04:41	9 KOZAI H 3-Pts missed (3 Out)			
04:38				10 LANCIA A Defensive Rebound
04:33				13 STOUTENBERG C Offensive foul



## PLAY BY PLAY

文字比分播报

JPN 48 vs 75 CAN

Attendance: 7262

Game Time	JPN - Japan	Score	Lead	CAN - Canada
04:33				13 STOUTENBERG C Turnover
04:33	9 KOZAI H Foul On			
04:33	9 KOZAI H Steal			
04:07	12 KYOYA K 2-Pts paint made (2 In)	39-72	-33	
04:06	15 MAEDA K Assist			
03:50				5 ROUILLARD Y 2-Pts missed (2 out)
03:48	15 MAEDA K Defensive Rebound			
03:38	9 KOZAI H 3-Pts made (3 In)	42-72	-30	
03:17				10 LANCIA A 2 Pts paint missed (2 Out)
03:17				Offensive Rebound
03:17	9 KOZAI H Player OUT ---->>			
03:17	13 FUJIMOTO R Player IN <<----			
03:17	15 MAEDA K Player OUT ---->>			
03:17	9 KOZAI H Player IN <<----			
03:12	12 KYOYA K Steal			
03:12				10 LANCIA A Turnover
02:48	13 FUJIMOTO R 2-Pts missed (2 out)			
02:46				5 ROUILLARD Y Defensive Rebound
02:39				10 LANCIA A 2 Pts paint missed (2 Out)
02:38	9 KOZAI H Defensive Rebound			
02:27	13 FUJIMOTO R 2-Pts missed (2 out)			
02:21				14 DINI A Defensive Rebound
02:15				15 ENG D 2 Pts paint missed (2 Out)
02:13	9 KOZAI H Defensive Rebound			
02:09				10 LANCIA A Personal foul
02:09	11 FUJII S Foul On			
02:09	10 SUZUKI A Player OUT ---->>			
02:09	12 KYOYA K Player OUT ---->>			
02:09	4 MIURA F Player IN <<----			
02:09	5 MORI N Player IN <<----			
02:09	Time out			
02:09	11 FUJII S Free Throw missed (1 Out)			
02:08	11 FUJII S Free Throw missed (1 Out)			
02:07	9 KOZAI H Offensive Rebound			
02:04	9 KOZAI H 2 Pts paint missed (2 Out)			
02:04				Defensive Rebound
01:55				10 LANCIA A Turnover
01:46	9 KOZAI H 3-Pts made (3 In)	45-72	-27	
01:46	13 FUJIMOTO R Assist			
01:25		45-75	-30	10 LANCIA A 3-Pts made (3 In)
01:17	9 KOZAI H 3-Pts made (3 In)	48-75	-27	
00:53				10 LANCIA A 2 Pts paint missed (2 Out)



## PLAY BY PLAY

文字比分播报

JPN 48 vs 75 CAN

Attendance: 7262

Game Time	JPN - Japan	Score	Lead	CAN - Canada
00:52	11 FUJII S Defensive Rebound			
00:52	9 KOZAI H Offensive foul			
00:52	9 KOZAI H Turnover			
00:52				14 DINI A Foul On
00:52				14 DINI A Steal
00:37				15 ENG D 2 Pts paint missed (2 Out)
00:37				Offensive Rebound
00:19				13 STOUTENBERG C 2-Pts missed (2 out)
00:17	5 MORI N Defensive Rebound			
00:09	4 MIURA F 2-Pts missed (2 out)			
00:07				15 ENG D Defensive Rebound
00:01	9 KOZAI H Steal			
00:01				10 LANCIA A Turnover
00:01	9 KOZAI H 3-Pts missed (3 Out)			



## RESULTS

比赛成绩

### JPN 25 vs 37 CAN

Attendance: 7262

Referee: VILJANEN Seppo Olavi (CZE)

Commissioner: COSSAER Dirk Lodewijk M (BEL)

Umpires: BOSVELD Andre (NED); GOMEZ RUF Antonia (ESP)

Classifier: DINH Trien Tan (FRA)

		Q1		Q2	
Scoring by 5 min intervals:	JPN	2	7	11	25
	CAN	10	18	32	37

#### JPN - JAPAN

No.	Name	Sport Class	MIN	Field Goals		2 Points		3 Points		Free Throws		Rebounds			AS	TO	ST	BS	PF	FO	PTS
				M/A	%	M/A	%	M/A	%	M/A	%	OR	DR	TOT							
*7	SATO Satoshi	1.0	20:00							1/2	50									1	1
*9	KOZAI Hiroaki	3.5	12:06	2/5	40	2/4	50	0/1	0	1/1	100		1	1	1	1			1	1	5
*12	KYOYA Kazuyuki	1.0	14:03	0/3	0	0/2	0	0/1	0				1	1	2		1		2	1	0
*13	FUJIMOTO Reo	4.5	20:00	4/8	50	4/8	50			3/4	75	1	7	8	1	1			2	4	11
*14	OSHIMA Tomohiko	4.0	05:16	0/2	0	0/2	0						1	1	1	1					0
4	MIURA Fumiharu	2.5	00:00																		0
5	MORI Noriyuki	2.0	02:49																1		0
6	MIYAJIMA Tetsuya	4.0	08:47	1/2	50	1/2	50			2/2	100	1	2	3	2	3	1		2	3	4
8	KORETOMO Keisuke	3.0	02:49																1		0
10	SUZUKI Akimasa	3.5	11:02	1/5	20	1/4	25	0/1	0			1	1	2				1	1	2	
11	FUJII Shingo (C)	1.5	03:08	1/1	100	1/1	100														2
15	MAEDA Kenzo	4.5	00:00																		0
Team/Coach																					
<b>Totals</b>				9/26	35	9/23	39	0/3	0	7/9	78	4	13	17	7	7	2		10	11	25
Coach		OKUHARA Akio																			
Assistant Coach		SAKANO Haruo																			

#### CAN - CANADA

No.	Name	Sport Class	MIN	Field Goals		2 Points		3 Points		Free Throws		Rebounds			AS	TO	ST	BS	PF	FO	PTS
				M/A	%	M/A	%	M/A	%	M/A	%	OR	DR	TOT							
*7	PETER Richard	2.5	20:00	2/7	29	2/7	29					2	2	1					1	1	4
*8	JOHNSON Joey	4.5	15:56	3/6	50	3/6	50			1/6	17	4	7	11	5	1	2		3	8	7
*11	BORISOFF Jaimie (C)	1.0	13:42	2/5	40	2/5	40					2	2	2		2			1		4
*12	ANDERSON Patrick	4.5	10:00	4/7	57	4/7	57					2	2	4	1		1			1	8
*13	STOUTENBERG Chris	1.0	12:23	1/4	25	1/4	25					1	1	2			1				2
4	DUREPOS David	3.5	10:00	4/7	57	2/4	50	2/3	67				1	1	2	2			2		10
5	ROUILLARD Yvon	3.0	00:00																		0
6	HEDGES Robert	2.5	00:00																		0
9	NORTON Ross	2.0	10:00	0/1	0	0/1	0									1			2		0
10	LANCIA Adam	4.5	00:09																		0
14	DINI Abditatch	1.0	03:55																1		0
15	ENG David	4.5	03:55	1/1	100	1/1	100						1	1					1		2
Team/Coach																					
<b>Totals</b>				17/38	45	15/35	43	2/3	67	1/6	17	12	14	26	9	5	5		11	10	37
Coach		FROGLEY Mile																			
Assistant Coach		TONELLO Jerry																			
		BOWES Paul																			

	JPN	CAN
Points from Turnovers	2	9
Points in the Paint	12	22
Second Chance Points	2	16
Fast Break Points	0	0

	JPN	CAN
Biggest Lead	0	21
Biggest Scoring Run	9-0(20-32)	8-0(11-32)
Lead Changes	0	
Times Tied	0	

#### Legend:

%	Shooting Percentage	(C)	Captain	*	Starters	AS	Assists
BS	Blocked Shots	DR	Defensive Rebounds	FO	Fouls On	M/A	Made/Attempts
MIN	Minutes Played	OR	Offensive Rebounds	PF	Fouls	PTS	Points
Qx	Quarter Time	ST	Steals	TO	Turnovers	TOT	Total Rebounds



## RESULTS

比赛成绩

### JPN 48 vs 75 CAN

Attendance: 7262

Referee: VILJANEN Seppo Olavi (CZE)

Commissioner: COSSAER Dirk Lodewijk M (BEL)

Umpires: BOSVELD Andre (NED); GOMEZ RUF Antonia (ESP)

Classifier: DINH Trien Tan (FRA)

Scoring by 5 min intervals:		Q1		Q2		Q3		Q4	
JPN		2	7	11	25	28	30	37	48
CAN		10	18	32	37	49	58	72	75

#### JPN - JAPAN

No.	Name	Sport Class	MIN	Field Goals		2 Points		3 Points		Free Throws		Rebounds			AS	TO	ST	BS	PF	FO	PTS	
				M/A	%	M/A	%	M/A	%	M/A	%	OR	DR	TOT								
*7	SATO Satoshi	1.0	27:24	0/2	0	0/2	0			1/2	50	1		1						1	1	
*9	KOZAI Hiroaki	3.5	25:44	6/14	43	3/8	38	3/6	50	3/3	100	1	4	5	1	3	2		4	3	18	
*12	KYOYA Kazuyuki	1.0	27:16	1/5	20	1/4	25	0/1	0	1/2	50		2	2	2		2		2	2	3	
*13	FUJIMOTO Reo	4.5	31:04	4/10	40	4/10	40			3/4	75	1	8	9	2	2			4	5	11	
*14	OSHIMA Tomohiko	4.0	12:50	1/4	25	0/3	0	1/1	100				1	1	1	2			2	1	3	
4	MIURA Fumiharu	2.5	06:47	0/3	0	0/1	0	0/2	0				1	1							0	
5	MORI Noriyuki	2.0	09:36							1/2	50		1	1					1	1	1	
6	MIYAJIMA Tetsuya	4.0	13:49	1/3	33	1/3	33			3/4	75	1	2	3	2	5	1		2	4	5	
8	KORETOMO Keisuke	3.0	02:49																1		0	
10	SUZUKI Akimasa	3.5	20:37	1/5	20	1/4	25	0/1	0	0/2	0	1	2	3	1	1			1	2	2	
11	FUJII Shingo (C)	1.5	15:44	1/1	100	1/1	100			0/2	0	1	1	2		2				2	2	
15	MAEDA Kenzo	4.5	06:20	1/1	100	1/1	100						1	1	1				2		2	
Team/Coach																						
<b>Totals</b>				16/48	33	12/37	32	4/11	36	12/21	57	7	23	30	10	15	5			19	21	48
Coach		OKUHARA Akio																				
Assistant Coach		SAKANO Haruo																				

#### CAN - CANADA

No.	Name	Sport Class	MIN	Field Goals		2 Points		3 Points		Free Throws		Rebounds			AS	TO	ST	BS	PF	FO	PTS	
				M/A	%	M/A	%	M/A	%	M/A	%	OR	DR	TOT								
*7	PETER Richard	2.5	30:00	3/10	30	3/10	30			1/2	50	3		3	1				2	2	7	
*8	JOHNSON Joey	4.5	15:56	3/6	50	3/6	50			1/6	17	4	7	11	5	1	2		3	8	7	
*11	BORISOFF Jaimie (C)	1.0	23:42	3/6	50	3/6	50					2		2	1	2			3		6	
*12	ANDERSON Patrick	4.5	20:30	6/11	55	6/11	55					4	6	10	5		2		1	2	12	
*13	STOUTENBERG Chris	1.0	22:23	1/5	20	1/5	20					1	1	2		1	1		2		2	
4	DUREPOS David	3.5	20:00	10/15	67	8/11	73	2/4	50				4	4	2	3	1		2	1	22	
5	ROUILLARD Yvon	3.0	10:00	3/5	60	3/5	60			0/2	0	2	1	3			1			2	6	
6	HEDGES Robert	2.5	10:00																1		0	
9	NORTON Ross	2.0	10:00	0/1	0	0/1	0										1		2		0	
10	LANCIA Adam	4.5	09:39	4/10	40	3/9	33	1/1	100			2	1	3	1	3	1		3	2	9	
14	DINI Abditatch	1.0	13:55										1	1	1		1		1	1	0	
15	ENG David	4.5	13:55	2/6	33	2/5	40	0/1	0			1	4	5	1		1		1	1	4	
Team/Coach																						
<b>Totals</b>				35/75	47	32/69	46	3/6	50	2/10	20	22	29	51	17	10	11			21	19	75
Coach		FROGLEY Mile																				
Assistant Coach		TONELLO Jerry										BOWES Paul										

	JPN	CAN
Points from Turnovers	8	17
Points in the Paint	14	44
Second Chance Points	5	27
Fast Break Points	0	0

	JPN	CAN
Biggest Lead	0	37
Biggest Scoring Run	10-0(45-72)	12-0(25-49)
Lead Changes	0	
Times Tied	0	

#### Legend:

%	Shooting Percentage	(C)	Captain	*	Starters	AS	Assists
BS	Blocked Shots	DR	Defensive Rebounds	FO	Fouls On	M/A	Made/Attempts
MIN	Minutes Played	OR	Offensive Rebounds	OTx	Overtime	PF	Fouls
PTS	Points	Qx	Quarter Time	ST	Steals	TO	Turnovers
TOT	Total Rebounds						



## START LIST

首发名单

### SWE - RSA

**Referee:** GIORDANO Sergio (CAN)  
**Umpires:** PURSGLOVE Ian Robert (GBR); MARQUES Rui David (BRA)

**Commissioner:** de KNOCK Luc D H M (BEL)  
**Classifier:** RIBEIRO Maria Sonia (BRA)

#### SWE - Sweden

No.	Name	Pos	Age	Sport Class	Current Games Statistics							
					PPG	FG%	3FG%	FT%	RPG	APG	MPG (GP)	
4	NYLANDER Patrik	F	28	2.0	1.0	17				0.5		10:16 (2)
5	GUSTAVSSON Joachim	F	36	3.5	11.3	48			57	6.7	0.3	25:13 (3)
6	LARSSON Niclas	F	39	1.0	0.3	0			50	1.7	0.3	09:45 (3)
7	BYQVIST Per	C	40	3.0	2.0	40			0	4.0		14:18 (2)
8	ABLORH Enoch (C)	G	36	4.0	8.3	41			75	2.0	1.3	16:18 (3)
9	WALLIN Dan	C	34	4.0	5.7	30	0	71	8.0	0.3	21:07 (3)	
10	HAIDARI Hussein	G	29	3.0	19.0	42	22	39	7.3	6.0	37:29 (3)	
11	KOHLSTROM Peter	F	33	2.5	7.3	30			67	2.0	1.3	27:09 (3)
12	AKERBERG Thomas	F	40	3.0	0.0	0	0		0.3			06:25 (3)
13	LARSSON Thomas	F	39	1.0	0.7	33			1.3	1.7	23:23 (3)	
14	LINDEN Joakim	F	19	2.5	7.5	50			63	3.0	0.5	20:42 (2)
15	MENG Robin	G	18	3.0	0.0				2.0	1.0	08:51 (1)	
Team			32.6		59.7	38	18	52	35.0	12.0		
<b>Coach</b>		LOPES Ines										
<b>Assistant Coach</b>		ANDER Nils					ANDERSSON Lars Gunnar					

SWE Played		
PR	JPN	61-49
PR	IRI	66-92
PR	CAN	52-62
PR	GER	11 SEP

#### RSA - South Africa

No.	Name	Pos	Age	Sport Class	Current Games Statistics							
					PPG	FG%	3FG%	FT%	RPG	APG	MPG (GP)	
4	RETIET Marcus	F	32	1.0	0.0					0.7		09:49 (3)
5	HARTNICK Shaun	F	34	1.0	0.0							06:26 (2)
6	WILLIAMS Ralph	G	38	2.0	3.0	60			1.5			15:19 (2)
7	TAYLOR Nicholas	G	28	2.0	17.3	55	48		5.0	2.3	36:27 (3)	
8	GOVENDER Justin	F	30	1.0	0.7	25			0.7	0.7	19:26 (3)	
9	GUMBI Siphamandla	G	33	3.0	1.0	20			0.5			07:59 (2)
10	PAPENFUS Marius (C)	G	30	2.5	5.7	40		100	2.7	1.7	29:34 (3)	
11	ZONKE Thandile	G	26	3.5	2.0	67						07:35 (2)
12	CURLE David Nathaniel	F	26	3.5	8.0	37	50	33	6.7	2.0	33:51 (3)	
13	WAITES Grant	F	35	4.0	1.7	33	0	50	1.7			06:56 (3)
14	NEL Jeremy	F	35	4.0	0.7	17		0	4.0	0.3	14:26 (3)	
15	NORTJE Richard	F	27	4.5	15.3	44	0	61	6.7	0.7	24:35 (3)	
Team			31.2		53.3	43	41	53	29.3	7.7		
<b>Coach</b>		SIERRA Vivian										
<b>Assistant Coach</b>		MOSUOE Kelebone										

RSA Played		
PR	IRI	62-73
PR	CAN	55-80
PR	GER	43-96
PR	JPN	11 SEP

**Legend:**

3FG%	3 Field Goals %	APG	Assists per Game	C	Centre	F	Forward
FG%	Field Goals %	FT%	Free Throws %	G	Guard	GP	Games Played
MPG	Minutes Played per Game	Pos	Playing Position	PPG	Points per Game	PR	Preliminary Round
RPG	Rebounds per Game						



## PLAY BY PLAY

文字比分播报

SWE 29 vs 27 RSA

Attendance: 7262

		Q1		Q2	
Scoring by 5 min intervals:	SWE	13	15	25	29
	RSA	7	11	21	27

### FIRST QUARTER

#### Quarter Starters:

**SWE** 4 NYLANDER P      9 WALLIN D      10 HAIDARI H      11 KOHLSTROM P      14 LINDEN J  
**RSA** 7 TAYLOR N      8 GOVENDER J      10 PAPENFUS M      12 CURLE DN      15 NORTJE R

Game Time	SWE - Sweden	Score	Lead	RSA - South Africa
10:00	4 NYLANDER P Player IN <<----			
10:00	9 WALLIN D Player IN <<----			
10:00	10 HAIDARI H Player IN <<----			
10:00	11 KOHLSTROM P Player IN <<----			
10:00	14 LINDEN J Player IN <<----			
10:00				7 TAYLOR N Player IN <<----
10:00				8 GOVENDER J Player IN <<----
10:00				10 PAPENFUS M Player IN <<----
10:00				12 CURLE DN Player IN <<----
10:00				15 NORTJE R Player IN <<----
10:00	9 WALLIN D Tap off won			15 NORTJE R Tap off lost
09:48	10 HAIDARI H 2-Pts paint made (2 In)	2-0	+2	
09:46	9 WALLIN D Player OUT ---->>			
09:46	8 ABLORH E Player IN <<----			
09:46				12 CURLE DN Turnover
09:46	4 NYLANDER P Steal			
09:46	4 NYLANDER P Turnover			
09:38				7 TAYLOR N Turnover
09:25	10 HAIDARI H 2-Pts missed (2 out)			
09:25				Defensive Rebound
09:01				12 CURLE DN 2 Pts paint missed (2 Out)
09:01	11 KOHLSTROM P Defensive Rebound			
08:54				7 TAYLOR N Player OUT ---->>
08:54				6 WILLIAMS R Player IN <<----
08:48				10 PAPENFUS M 2 Pts paint missed (2 Out)
08:45	14 LINDEN J Defensive Rebound			
08:30	4 NYLANDER P 2-Pts paint made (2 In)	4-0	+4	
08:29	8 ABLORH E Assist			
08:11		4-2	+2	15 NORTJE R 2-Pts paint made (2 In)
07:54	8 ABLORH E 2-Pts missed (2 out)			
07:52				10 PAPENFUS M Defensive Rebound
07:42		4-4	0	8 GOVENDER J 2-Pts paint made (2 In)
07:41				15 NORTJE R Assist
07:28				6 WILLIAMS R Personal foul



## PLAY BY PLAY

文字比分播报

SWE 29 vs 27 RSA

Attendance: 7262

Game Time	SWE - Sweden	Score	Lead	RSA - South Africa
07:28	14 LINDEN J Foul On			
07:18	11 KOHLSTROM P 2-Pts paint made (2 In)	6-4	+2	
07:18				12 CURLE DN Personal foul
07:18	11 KOHLSTROM P Foul On			
07:18	11 KOHLSTROM P Free Throw made (1 In)	7-4	+3	
07:04				6 WILLIAMS R 2-Pts missed (2 out)
07:00	14 LINDEN J Defensive Rebound			
06:50	11 KOHLSTROM P 2 Pts paint missed (2 Out)			
06:47	14 LINDEN J Offensive Rebound			
06:47	14 LINDEN J 2 Pts paint missed (2 Out)			
06:39				15 NORTJE R Defensive Rebound
06:36				12 CURLE DN 2 Pts paint missed (2 Out)
06:33	14 LINDEN J Defensive Rebound			
06:31	14 LINDEN J 2-Pts paint made (2 In)	9-4	+5	
06:31				10 PAPENFUS M Personal foul
06:31	14 LINDEN J Foul On			
06:30	14 LINDEN J Free Throw missed (1 Out)			
06:27				12 CURLE DN Defensive Rebound
06:20				8 GOVENDER J 2-Pts missed (2 out)
06:20				10 PAPENFUS M Offensive Rebound
06:20		9-6	+3	10 PAPENFUS M 2-Pts paint made (2 In)
06:20				10 PAPENFUS M Foul On
06:20	4 NYLANDER P Personal foul			
06:07		9-7	+2	10 PAPENFUS M Free Throw made (1 In)
05:53	10 HAIDARI H 2-Pts missed (2 out)			
05:51	10 HAIDARI H Offensive Rebound			
05:40	10 HAIDARI H 2-Pts made (2 In)	11-7	+4	
05:34				12 CURLE DN Turnover
05:34				Time out
05:26	11 KOHLSTROM P 2-Pts paint made (2 In)	13-7	+6	
05:25	8 ABLORH E Assist			
05:17				6 WILLIAMS R Player OUT ---->>
05:17				7 TAYLOR N Player IN <<----
05:10				10 PAPENFUS M 2 Pts paint missed (2 Out)
05:07	10 HAIDARI H Defensive Rebound			
04:51	10 HAIDARI H 2-Pts missed (2 out)			
04:49				12 CURLE DN Defensive Rebound
04:42		13-9	+4	15 NORTJE R 2-Pts paint made (2 In)
04:14	8 ABLORH E 2-Pts missed (2 out)			
04:11				7 TAYLOR N Defensive Rebound
04:05	8 ABLORH E Personal foul			
04:05				10 PAPENFUS M Foul On





## PLAY BY PLAY

文字比分播报

SWE 29 vs 27 RSA

Attendance: 7262

Game Time	SWE - Sweden	Score	Lead	RSA - South Africa
04:01		13-11	+2	15 NORTJE R 2-Pts paint made (2 In)
03:54				8 GOVENDER J Assist
03:42	8 ABLORH E 2-Pts missed (2 out)			
03:41				15 NORTJE R Defensive Rebound
03:40				8 GOVENDER J Offensive foul
03:40				8 GOVENDER J Turnover
03:40	10 HAIDARI H Foul On			
03:40	10 HAIDARI H Steal			
03:27	14 LINDEN J 2-Pts paint made (2 In)	15-11	+4	
03:26	11 KOHLSTROM P Assist			
03:08				12 CURLE DN Turnover
02:51	11 KOHLSTROM P 2 Pts paint missed (2 Out)			
02:51				12 CURLE DN Blocked Shot
02:51	Offensive Rebound			
02:45	11 KOHLSTROM P 2 Pts paint missed (2 Out)			
02:41				15 NORTJE R Defensive Rebound
02:29				8 GOVENDER J 2 Pts paint missed (2 Out)
02:27	14 LINDEN J Defensive Rebound			
02:25	14 LINDEN J Turnover			
02:25				7 TAYLOR N Steal
02:25				10 PAPENFUS M Turnover
02:05	10 HAIDARI H 2-Pts missed (2 out)			
02:03				15 NORTJE R Defensive Rebound
01:51				15 NORTJE R 2 Pts paint missed (2 Out)
01:48				10 PAPENFUS M Offensive Rebound
01:44				7 TAYLOR N Turnover
01:36	14 LINDEN J Turnover			
01:36	14 LINDEN J Steal			
01:36				15 NORTJE R Turnover
01:24	14 LINDEN J Turnover			
01:24				8 GOVENDER J Steal
01:11				15 NORTJE R 2-Pts missed (2 out)
01:10	11 KOHLSTROM P Defensive Rebound			
00:40	8 ABLORH E Turnover			
00:32				12 CURLE DN 2 Pts paint missed (2 Out)
00:29	11 KOHLSTROM P Defensive Rebound			
00:19	11 KOHLSTROM P 2 Pts paint missed (2 Out)			
00:13	4 NYLANDER P Offensive Rebound			
00:07	11 KOHLSTROM P Turnover			
00:07				15 NORTJE R Steal
00:01				10 PAPENFUS M 2-Pts missed (2 out)

## SECOND QUARTER

### Quarter Starters:

SWE 5 GUSTAVSSON J

8 ABLORH E

10 HAIDARI H

11 KOHLSTROM P

13 LARSSON T

RSA 8 GOVENDER J

7 TAYLOR N

10 PAPENFUS M

12 CURLE DN

15 NORTJE R



## PLAY BY PLAY

文字比分播报

SWE 29 vs 27 RSA

Attendance: 7262

Game Time	SWE - Sweden	Score	Lead	RSA - South Africa
10:00				6 WILLIAMS R Player IN <<----
10:00				7 TAYLOR N Player IN <<----
10:00				10 PAPENFUS M Player IN <<----
10:00				12 CURLE DN Player IN <<----
10:00				6 WILLIAMS R Player OUT ---->>
10:00				8 GOVENDER J Player IN <<----
10:00	5 GUSTAVSSON J Player IN <<----			
10:00	8 ABLORH E Player IN <<----			
10:00	10 HAIDARI H Player IN <<----			
10:00	11 KOHLSTROM P Player IN <<----			
10:00	13 LARSSON T Player IN <<----			
10:00				15 NORTJE R Player IN <<----
09:59				Tap off situation, throw-in
09:57		15-13	+2	15 NORTJE R 2-Pts paint made (2 In)
09:57				12 CURLE DN Assist
09:57	11 KOHLSTROM P Personal foul			
09:57				15 NORTJE R Foul On
09:54				15 NORTJE R Free Throw missed (1 Out)
09:52	11 KOHLSTROM P Defensive Rebound			
09:46	10 HAIDARI H 2-Pts paint made (2 In)	17-13	+4	
09:46				10 PAPENFUS M Personal foul
09:46	10 HAIDARI H Foul On			
09:44	10 HAIDARI H Free Throw missed (1 Out)			
09:43	11 KOHLSTROM P Offensive Rebound			
09:31	5 GUSTAVSSON J 2-Pts missed (2 out)			
09:29				12 CURLE DN Defensive Rebound
09:24	5 GUSTAVSSON J Steal			
09:24				12 CURLE DN Turnover
09:18	10 HAIDARI H 2-Pts paint made (2 In)	19-13	+6	
09:02		19-15	+4	10 PAPENFUS M 2-Pts paint made (2 In)
08:48	11 KOHLSTROM P 2-Pts paint made (2 In)	21-15	+6	
08:41	10 HAIDARI H Personal foul			
08:41				15 NORTJE R Foul On
08:41				15 NORTJE R Player OUT ---->>
08:41				14 NEL J Player IN <<----
08:25				7 TAYLOR N 3-Pts missed (3 Out)
08:24				7 TAYLOR N Offensive Rebound
08:21		21-17	+4	7 TAYLOR N 2-Pts paint made (2 In)
08:06	8 ABLORH E 2-Pts missed (2 out)			
08:06	Offensive Rebound			
08:00	5 GUSTAVSSON J 2-Pts missed (2 out)			
07:57				12 CURLE DN Defensive Rebound



## PLAY BY PLAY

文字比分播报

SWE 29 vs 27 RSA

Attendance: 7262

Game Time	SWE - Sweden	Score	Lead	RSA - South Africa
07:38				12 CURLE DN 2-Pts missed (2 out)
07:32	10 HAIDARI H Defensive Rebound			
07:28	10 HAIDARI H 2-Pts paint made (2 In)	23-17	+6	
07:10				10 PAPENFUS M Turnover
07:10				14 NEL J Player OUT ---->>
07:10				15 NORTJE R Player IN <<-----
06:57	5 GUSTAVSSON J 2-Pts missed (2 out)			
06:52				12 CURLE DN Defensive Rebound
06:44		23-19	+4	15 NORTJE R 2-Pts paint made (2 In)
06:26	11 KOHLSTROM P 2 Pts paint missed (2 Out)			
06:25				7 TAYLOR N Defensive Rebound
06:16				10 PAPENFUS M Turnover
06:16	Time out			
06:05	10 HAIDARI H 2 Pts paint missed (2 Out)			
06:03				15 NORTJE R Defensive Rebound
05:51		23-21	+2	12 CURLE DN 2-Pts paint made (2 In)
05:27	10 HAIDARI H 2-Pts missed (2 out)			
05:24	11 KOHLSTROM P Offensive Rebound			
05:24	11 KOHLSTROM P 2-Pts paint made (2 In)	25-21	+4	
04:55				10 PAPENFUS M 2-Pts missed (2 out)
04:54	Defensive Rebound			
04:54				Time out
04:42	8 ABLORH E 2-Pts made (2 In)	27-21	+6	
04:16				7 TAYLOR N 2-Pts missed (2 out)
04:14	8 ABLORH E Defensive Rebound			
04:08	5 GUSTAVSSON J Turnover			
03:49		27-23	+4	7 TAYLOR N 2-Pts made (2 In)
03:31				8 GOVENDER J Personal foul
03:31	5 GUSTAVSSON J Foul On			
03:31	5 GUSTAVSSON J Free Throw missed (1 Out)			
03:31	5 GUSTAVSSON J Free Throw missed (1 Out)			
03:29	10 HAIDARI H Personal foul			
03:29				15 NORTJE R Foul On
03:29				15 NORTJE R Defensive Rebound
03:29	8 ABLORH E Player OUT ---->>			
03:29	9 WALLIN D Player IN <<-----			
03:19				7 TAYLOR N 3-Pts missed (3 Out)
03:16	11 KOHLSTROM P Defensive Rebound			
03:06	9 WALLIN D 2 Pts paint missed (2 Out)			
03:06				Defensive Rebound
02:43		27-25	+2	15 NORTJE R 2-Pts paint made (2 In)
02:27	11 KOHLSTROM P 2-Pts paint made (2 In)	29-25	+4	



## PLAY BY PLAY

文字比分播报

**SWE 29 vs 27 RSA**

**Attendance: 7262**

Game Time	SWE - Sweden	Score	Lead	RSA - South Africa
02:10				7 TAYLOR N 2-Pts missed (2 out)
02:08	11 KOHLSTROM P Defensive Rebound			
01:58	10 HAIDARI H Turnover			
01:37				10 PAPENFUS M 2-Pts missed (2 out)
01:33	5 GUSTAVSSON J Defensive Rebound			
01:26	10 HAIDARI H Turnover			
01:26				10 PAPENFUS M Steal
01:26				7 TAYLOR N Turnover
01:02	13 LARSSON T Offensive foul			
01:02	13 LARSSON T Turnover			
01:02				10 PAPENFUS M Foul On
01:02				10 PAPENFUS M Steal
01:02	Time out			
00:51				15 NORTJE R 2 Pts paint missed (2 Out)
00:47				8 GOVENDER J Offensive Rebound
00:37				7 TAYLOR N 2-Pts missed (2 out)
00:34	5 GUSTAVSSON J Defensive Rebound			
00:19	11 KOHLSTROM P 2 Pts paint missed (2 Out)			
00:18				12 CURLE DN Defensive Rebound
00:01		29-27	+2	12 CURLE DN 2-Pts paint made (2 In)
00:01				15 NORTJE R Assist



## PLAY BY PLAY

文字比分播报

SWE 58 vs 64 RSA

Attendance: 7262

		Q1		Q2		Q3		Q4	
Scoring by 5 min intervals:	SWE	13	15	25	29	38	42	47	58
	RSA	7	11	21	27	29	38	49	64

### FIRST QUARTER

#### Quarter Starters:

**SWE** 4 NYLANDER P      9 WALLIN D      10 HAIDARI H      11 KOHLSTROM P      14 LINDEN J  
**RSA** 7 TAYLOR N      8 GOVENDER J      10 PAPENFUS M      12 CURLE DN      15 NORTJE R

Game Time	SWE - Sweden	Score	Lead	RSA - South Africa
10:00	4 NYLANDER P Player IN <<----			
10:00	9 WALLIN D Player IN <<----			
10:00	10 HAIDARI H Player IN <<----			
10:00	11 KOHLSTROM P Player IN <<----			
10:00	14 LINDEN J Player IN <<----			
10:00				7 TAYLOR N Player IN <<----
10:00				8 GOVENDER J Player IN <<----
10:00				10 PAPENFUS M Player IN <<----
10:00				12 CURLE DN Player IN <<----
10:00				15 NORTJE R Player IN <<----
10:00	9 WALLIN D Tap off won			15 NORTJE R Tap off lost
09:48	10 HAIDARI H 2-Pts paint made (2 In)	2-0	+2	
09:46	9 WALLIN D Player OUT ---->>			
09:46	8 ABLORH E Player IN <<----			
09:46				12 CURLE DN Turnover
09:46	4 NYLANDER P Steal			
09:46	4 NYLANDER P Turnover			
09:38				7 TAYLOR N Turnover
09:25	10 HAIDARI H 2-Pts missed (2 out)			
09:25				Defensive Rebound
09:01				12 CURLE DN 2 Pts paint missed (2 Out)
09:01	11 KOHLSTROM P Defensive Rebound			
08:54				7 TAYLOR N Player OUT ---->>
08:54				6 WILLIAMS R Player IN <<----
08:48				10 PAPENFUS M 2 Pts paint missed (2 Out)
08:45	14 LINDEN J Defensive Rebound			
08:30	4 NYLANDER P 2-Pts paint made (2 In)	4-0	+4	
08:29	8 ABLORH E Assist			
08:11		4-2	+2	15 NORTJE R 2-Pts paint made (2 In)
07:54	8 ABLORH E 2-Pts missed (2 out)			
07:52				10 PAPENFUS M Defensive Rebound
07:42		4-4	0	8 GOVENDER J 2-Pts paint made (2 In)
07:41				15 NORTJE R Assist
07:28				6 WILLIAMS R Personal foul



## PLAY BY PLAY

文字比分播报

SWE 58 vs 64 RSA

Attendance: 7262

Game Time	SWE - Sweden	Score	Lead	RSA - South Africa
07:28	14 LINDEN J Foul On			
07:18	11 KOHLSTROM P 2-Pts paint made (2 In)	6-4	+2	
07:18				12 CURLE DN Personal foul
07:18	11 KOHLSTROM P Foul On			
07:18	11 KOHLSTROM P Free Throw made (1 In)	7-4	+3	
07:04				6 WILLIAMS R 2-Pts missed (2 out)
07:00	14 LINDEN J Defensive Rebound			
06:50	11 KOHLSTROM P 2 Pts paint missed (2 Out)			
06:47	14 LINDEN J Offensive Rebound			
06:47	14 LINDEN J 2 Pts paint missed (2 Out)			
06:39				15 NORTJE R Defensive Rebound
06:36				12 CURLE DN 2 Pts paint missed (2 Out)
06:33	14 LINDEN J Defensive Rebound			
06:31	14 LINDEN J 2-Pts paint made (2 In)	9-4	+5	
06:31				10 PAPENFUS M Personal foul
06:31	14 LINDEN J Foul On			
06:30	14 LINDEN J Free Throw missed (1 Out)			
06:27				12 CURLE DN Defensive Rebound
06:20				8 GOVENDER J 2-Pts missed (2 out)
06:20				10 PAPENFUS M Offensive Rebound
06:20		9-6	+3	10 PAPENFUS M 2-Pts paint made (2 In)
06:20				10 PAPENFUS M Foul On
06:20	4 NYLANDER P Personal foul			
06:07		9-7	+2	10 PAPENFUS M Free Throw made (1 In)
05:53	10 HAIDARI H 2-Pts missed (2 out)			
05:51	10 HAIDARI H Offensive Rebound			
05:40	10 HAIDARI H 2-Pts made (2 In)	11-7	+4	
05:34				12 CURLE DN Turnover
05:34				Time out
05:26	11 KOHLSTROM P 2-Pts paint made (2 In)	13-7	+6	
05:25	8 ABLORH E Assist			
05:17				6 WILLIAMS R Player OUT ---->>
05:17				7 TAYLOR N Player IN <<----
05:10				10 PAPENFUS M 2 Pts paint missed (2 Out)
05:07	10 HAIDARI H Defensive Rebound			
04:51	10 HAIDARI H 2-Pts missed (2 out)			
04:49				12 CURLE DN Defensive Rebound
04:42		13-9	+4	15 NORTJE R 2-Pts paint made (2 In)
04:14	8 ABLORH E 2-Pts missed (2 out)			
04:11				7 TAYLOR N Defensive Rebound
04:05	8 ABLORH E Personal foul			
04:05				10 PAPENFUS M Foul On



## PLAY BY PLAY

文字比分播报

SWE 58 vs 64 RSA

Attendance: 7262

Game Time	SWE - Sweden	Score	Lead	RSA - South Africa
04:01		13-11	+2	15 NORTJE R 2-Pts paint made (2 In)
03:54				8 GOVENDER J Assist
03:42	8 ABLORH E 2-Pts missed (2 out)			
03:41				15 NORTJE R Defensive Rebound
03:40				8 GOVENDER J Offensive foul
03:40				8 GOVENDER J Turnover
03:40	10 HAIDARI H Foul On			
03:40	10 HAIDARI H Steal			
03:27	14 LINDEN J 2-Pts paint made (2 In)	15-11	+4	
03:26	11 KOHLSTROM P Assist			
03:08				12 CURLE DN Turnover
02:51	11 KOHLSTROM P 2 Pts paint missed (2 Out)			
02:51				12 CURLE DN Blocked Shot
02:51	Offensive Rebound			
02:45	11 KOHLSTROM P 2 Pts paint missed (2 Out)			
02:41				15 NORTJE R Defensive Rebound
02:29				8 GOVENDER J 2 Pts paint missed (2 Out)
02:27	14 LINDEN J Defensive Rebound			
02:25	14 LINDEN J Turnover			
02:25				7 TAYLOR N Steal
02:25				10 PAPENFUS M Turnover
02:05	10 HAIDARI H 2-Pts missed (2 out)			
02:03				15 NORTJE R Defensive Rebound
01:51				15 NORTJE R 2 Pts paint missed (2 Out)
01:48				10 PAPENFUS M Offensive Rebound
01:44				7 TAYLOR N Turnover
01:36	14 LINDEN J Turnover			
01:36	14 LINDEN J Steal			
01:36				15 NORTJE R Turnover
01:24	14 LINDEN J Turnover			
01:24				8 GOVENDER J Steal
01:11				15 NORTJE R 2-Pts missed (2 out)
01:10	11 KOHLSTROM P Defensive Rebound			
00:40	8 ABLORH E Turnover			
00:32				12 CURLE DN 2 Pts paint missed (2 Out)
00:29	11 KOHLSTROM P Defensive Rebound			
00:19	11 KOHLSTROM P 2 Pts paint missed (2 Out)			
00:13	4 NYLANDER P Offensive Rebound			
00:07	11 KOHLSTROM P Turnover			
00:07				15 NORTJE R Steal
00:01				10 PAPENFUS M 2-Pts missed (2 out)

## SECOND QUARTER

### Quarter Starters:

SWE 5 GUSTAVSSON J

8 ABLORH E

10 HAIDARI H

11 KOHLSTROM P

13 LARSSON T

RSA 8 GOVENDER J

7 TAYLOR N

10 PAPENFUS M

12 CURLE DN

15 NORTJE R



## PLAY BY PLAY

文字比分播报

SWE 58 vs 64 RSA

Attendance: 7262

Game Time	SWE - Sweden	Score	Lead	RSA - South Africa
10:00				6 WILLIAMS R Player IN <<----
10:00				7 TAYLOR N Player IN <<----
10:00				10 PAPENFUS M Player IN <<----
10:00				12 CURLE DN Player IN <<----
10:00				6 WILLIAMS R Player OUT ---->>
10:00				8 GOVENDER J Player IN <<----
10:00	5 GUSTAVSSON J Player IN <<----			
10:00	8 ABLORH E Player IN <<----			
10:00	10 HAIDARI H Player IN <<----			
10:00	11 KOHLSTROM P Player IN <<----			
10:00	13 LARSSON T Player IN <<----			
10:00				15 NORTJE R Player IN <<----
09:59				Tap off situation, throw-in
09:57		15-13	+2	15 NORTJE R 2-Pts paint made (2 In)
09:57				12 CURLE DN Assist
09:57	11 KOHLSTROM P Personal foul			
09:57				15 NORTJE R Foul On
09:54				15 NORTJE R Free Throw missed (1 Out)
09:52	11 KOHLSTROM P Defensive Rebound			
09:46	10 HAIDARI H 2-Pts paint made (2 In)	17-13	+4	
09:46				10 PAPENFUS M Personal foul
09:46	10 HAIDARI H Foul On			
09:44	10 HAIDARI H Free Throw missed (1 Out)			
09:43	11 KOHLSTROM P Offensive Rebound			
09:31	5 GUSTAVSSON J 2-Pts missed (2 out)			
09:29				12 CURLE DN Defensive Rebound
09:24	5 GUSTAVSSON J Steal			
09:24				12 CURLE DN Turnover
09:18	10 HAIDARI H 2-Pts paint made (2 In)	19-13	+6	
09:02		19-15	+4	10 PAPENFUS M 2-Pts paint made (2 In)
08:48	11 KOHLSTROM P 2-Pts paint made (2 In)	21-15	+6	
08:41	10 HAIDARI H Personal foul			
08:41				15 NORTJE R Foul On
08:41				15 NORTJE R Player OUT ---->>
08:41				14 NEL J Player IN <<----
08:25				7 TAYLOR N 3-Pts missed (3 Out)
08:24				7 TAYLOR N Offensive Rebound
08:21		21-17	+4	7 TAYLOR N 2-Pts paint made (2 In)
08:06	8 ABLORH E 2-Pts missed (2 out)			
08:06	Offensive Rebound			
08:00	5 GUSTAVSSON J 2-Pts missed (2 out)			
07:57				12 CURLE DN Defensive Rebound





## PLAY BY PLAY

文字比分播报

SWE 58 vs 64 RSA

Attendance: 7262

Game Time	SWE - Sweden	Score	Lead	RSA - South Africa
07:38				12 CURLE DN 2-Pts missed (2 out)
07:32	10 HAIDARI H Defensive Rebound			
07:28	10 HAIDARI H 2-Pts paint made (2 In)	23-17	+6	
07:10				10 PAPENFUS M Turnover
07:10				14 NEL J Player OUT ---->>
07:10				15 NORTJE R Player IN <<-----
06:57	5 GUSTAVSSON J 2-Pts missed (2 out)			
06:52				12 CURLE DN Defensive Rebound
06:44		23-19	+4	15 NORTJE R 2-Pts paint made (2 In)
06:26	11 KOHLSTROM P 2 Pts paint missed (2 Out)			
06:25				7 TAYLOR N Defensive Rebound
06:16				10 PAPENFUS M Turnover
06:16	Time out			
06:05	10 HAIDARI H 2 Pts paint missed (2 Out)			
06:03				15 NORTJE R Defensive Rebound
05:51		23-21	+2	12 CURLE DN 2-Pts paint made (2 In)
05:27	10 HAIDARI H 2-Pts missed (2 out)			
05:24	11 KOHLSTROM P Offensive Rebound			
05:24	11 KOHLSTROM P 2-Pts paint made (2 In)	25-21	+4	
04:55				10 PAPENFUS M 2-Pts missed (2 out)
04:54	Defensive Rebound			
04:54				Time out
04:42	8 ABLORH E 2-Pts made (2 In)	27-21	+6	
04:16				7 TAYLOR N 2-Pts missed (2 out)
04:14	8 ABLORH E Defensive Rebound			
04:08	5 GUSTAVSSON J Turnover			
03:49		27-23	+4	7 TAYLOR N 2-Pts made (2 In)
03:31				8 GOVENDER J Personal foul
03:31	5 GUSTAVSSON J Foul On			
03:31	5 GUSTAVSSON J Free Throw missed (1 Out)			
03:31	5 GUSTAVSSON J Free Throw missed (1 Out)			
03:29	10 HAIDARI H Personal foul			
03:29				15 NORTJE R Foul On
03:29				15 NORTJE R Defensive Rebound
03:29	8 ABLORH E Player OUT ---->>			
03:29	9 WALLIN D Player IN <<-----			
03:19				7 TAYLOR N 3-Pts missed (3 Out)
03:16	11 KOHLSTROM P Defensive Rebound			
03:06	9 WALLIN D 2 Pts paint missed (2 Out)			
03:06				Defensive Rebound
02:43		27-25	+2	15 NORTJE R 2-Pts paint made (2 In)
02:27	11 KOHLSTROM P 2-Pts paint made (2 In)	29-25	+4	



## PLAY BY PLAY

文字比分播报

SWE 58 vs 64 RSA

Attendance: 7262

Game Time	SWE - Sweden	Score	Lead	RSA - South Africa
02:10				7 TAYLOR N 2-Pts missed (2 out)
02:08	11 KOHLSTROM P Defensive Rebound			
01:58	10 HAIDARI H Turnover			
01:37				10 PAPENFUS M 2-Pts missed (2 out)
01:33	5 GUSTAVSSON J Defensive Rebound			
01:26	10 HAIDARI H Turnover			
01:26				10 PAPENFUS M Steal
01:26				7 TAYLOR N Turnover
01:02	13 LARSSON T Offensive foul			
01:02	13 LARSSON T Turnover			
01:02				10 PAPENFUS M Foul On
01:02				10 PAPENFUS M Steal
01:02	Time out			
00:51				15 NORTJE R 2 Pts paint missed (2 Out)
00:47				8 GOVENDER J Offensive Rebound
00:37				7 TAYLOR N 2-Pts missed (2 out)
00:34	5 GUSTAVSSON J Defensive Rebound			
00:19	11 KOHLSTROM P 2 Pts paint missed (2 Out)			
00:18				12 CURLE DN Defensive Rebound
00:01		29-27	+2	12 CURLE DN 2-Pts paint made (2 In)
00:01				15 NORTJE R Assist

## THIRD QUARTER

### Quarter Starters:

SWE 6 LARSSON N      7 BYQVIST P      8 ABLORH E      10 HAIDARI H      14 LINDEN J  
RSA 7 TAYLOR N      9 GUMBI S      10 PAPENFUS M      12 CURLE DN      15 NORTJE R

Game Time	SWE - Sweden	Score	Lead	RSA - South Africa
10:00	6 LARSSON N Player IN <<----			
10:00	7 BYQVIST P Player IN <<----			
10:00	8 ABLORH E Player IN <<----			
10:00	10 HAIDARI H Player IN <<----			
10:00	14 LINDEN J Player IN <<----			
10:00				7 TAYLOR N Player IN <<----
10:00				9 GUMBI S Player IN <<----
10:00				10 PAPENFUS M Player IN <<----
10:00				12 CURLE DN Player IN <<----
10:00				15 NORTJE R Player IN <<----
09:59	Tap off situation, throw-in			
09:50	8 ABLORH E 2-Pts made (2 In)	31-27	+4	
09:42				10 PAPENFUS M Offensive foul
09:42				10 PAPENFUS M Turnover
09:41	14 LINDEN J Foul On			



## PLAY BY PLAY

文字比分播报

SWE 58 vs 64 RSA

Attendance: 7262

Game Time	SWE - Sweden	Score	Lead	RSA - South Africa
09:40	14 LINDEN J Steal			
09:40	14 LINDEN J Turnover			
09:19				8 GOVENDER J 2 Pts paint missed (2 Out)
09:16				9 GUMBI S Player OUT ---->>
09:16				8 GOVENDER J Player IN <<-----
09:02	8 ABLORH E 2-Pts missed (2 out)			
09:00				15 NORTJE R Defensive Rebound
08:55	8 ABLORH E Steal			
08:55				15 NORTJE R Turnover
08:50	10 HAIDARI H 2-Pts paint made (2 In)	33-27	+6	
08:49	8 ABLORH E Assist			
08:24				15 NORTJE R 2-Pts missed (2 out)
08:20	10 HAIDARI H Defensive Rebound			
08:15	10 HAIDARI H 2 Pts paint missed (2 Out)			
08:15	7 BYQVIST P Offensive Rebound			
08:15	7 BYQVIST P Turnover			
07:58	7 BYQVIST P Personal foul			
07:58				15 NORTJE R Foul On
07:46				15 NORTJE R 2 Pts paint missed (2 Out)
07:41	7 BYQVIST P Defensive Rebound			
07:35	14 LINDEN J 2-Pts paint made (2 In)	35-27	+8	
07:33	10 HAIDARI H Assist			
07:10				7 TAYLOR N Turnover
07:10				Time out
06:49	14 LINDEN J 2-Pts paint made (2 In)	37-27	+10	
06:47	8 ABLORH E Assist			
06:24				15 NORTJE R 2 Pts paint missed (2 Out)
06:22	8 ABLORH E Defensive Rebound			
06:07	8 ABLORH E 2-Pts missed (2 out)			
06:06				8 GOVENDER J Defensive Rebound
05:53		37-29	+8	10 PAPENFUS M 2-Pts paint made (2 In)
05:52				7 TAYLOR N Assist
05:29				8 GOVENDER J Personal foul
05:29	14 LINDEN J Foul On			
05:29	14 LINDEN J Free Throw made (1 In)	38-29	+9	
05:29	14 LINDEN J Free Throw missed (1 Out)			
05:26				15 NORTJE R Defensive Rebound
05:23	10 HAIDARI H Personal foul			
05:23				15 NORTJE R Foul On
05:01				12 CURLE DN 2-Pts missed (2 out)
04:59	8 ABLORH E Defensive Rebound			
04:42	7 BYQVIST P 2 Pts paint missed (2 Out)			



## PLAY BY PLAY

文字比分播报

SWE 58 vs 64 RSA

Attendance: 7262

Game Time	SWE - Sweden	Score	Lead	RSA - South Africa
04:42				7 TAYLOR N Defensive Rebound
04:32		38-31	+7	15 NORTJE R 2-Pts paint made (2 In)
04:31				10 PAPENFUS M Assist
04:14	14 LINDEN J Offensive foul			
04:14	14 LINDEN J Turnover			
04:14				8 GOVENDER J Foul On
04:14				8 GOVENDER J Steal
04:02	8 ABLORH E Personal foul			
04:02				10 PAPENFUS M Foul On
03:50				12 CURLE DN 2 Pts paint missed (2 Out)
03:48	8 ABLORH E Defensive Rebound			
03:45	10 HAIDARI H Offensive foul			
03:45	10 HAIDARI H Turnover			
03:45				12 CURLE DN Foul On
03:45				12 CURLE DN Steal
03:31		38-34	+4	7 TAYLOR N 3-Pts made (3 In)
03:15	10 HAIDARI H 2-Pts missed (2 out)			
03:13	14 LINDEN J Offensive Rebound			
03:01	6 LARSSON N 2-Pts missed (2 out)			
03:00				8 GOVENDER J Defensive Rebound
02:45				12 CURLE DN 2 Pts paint missed (2 Out)
02:45	14 LINDEN J Defensive Rebound			
02:45	7 BYQVIST P Player OUT ---->>			
02:45	10 HAIDARI H Player OUT ---->>			
02:45	9 WALLIN D Player IN <<----			
02:45	11 KOHLSTROM P Player IN <<----			
02:28	11 KOHLSTROM P 2 Pts paint missed (2 Out)			
02:26				8 GOVENDER J Defensive Rebound
02:07		38-36	+2	15 NORTJE R 2-Pts made (2 In)
02:06	Time out			
01:48	8 ABLORH E 2-Pts missed (2 out)			
01:45	9 WALLIN D Offensive Rebound			
01:45	9 WALLIN D 2-Pts paint made (2 In)	40-36	+4	
01:21				15 NORTJE R 2-Pts missed (2 out)
01:20				8 GOVENDER J Offensive Rebound
01:06				12 CURLE DN 2-Pts missed (2 out)
01:04	9 WALLIN D Defensive Rebound			
00:51	8 ABLORH E 2-Pts paint made (2 In)	42-36	+6	
00:43	11 KOHLSTROM P Assist			
00:35				7 TAYLOR N 2-Pts missed (2 out)
00:31				8 GOVENDER J Offensive Rebound
00:20		42-38	+4	15 NORTJE R 2-Pts paint made (2 In)



## PLAY BY PLAY

文字比分播报

SWE 58 vs 64 RSA

Attendance: 7262

Game Time	SWE - Sweden	Score	Lead	RSA - South Africa
00:18				10 PAPENFUS M Assist
00:07	9 WALLIN D Turnover			
00:01				12 CURLE DN 3-Pts missed (3 Out)

## FOURTH QUARTER

### Quarter Starters:

SWE

RSA

Game Time	SWE - Sweden	Score	Lead	RSA - South Africa
10:00				7 TAYLOR N Player IN <<----
10:00				8 GOVENDER J Player IN <<----
10:00				10 PAPENFUS M Player IN <<----
10:00				12 CURLE DN Player IN <<----
10:00				15 NORTJE R Player IN <<----
10:00	14 LINDEN J Player IN <<----			
10:00	11 KOHLSTROM P Player IN <<----			
10:00	6 LARSSON N Player IN <<----			
10:00	8 ABLORH E Player IN <<----			
10:00	6 LARSSON N Player OUT ---->>			
10:00	9 WALLIN D Player IN <<----			
10:00	13 LARSSON T Player IN <<----			
09:57				Tap off situation, throw-in
09:50				7 TAYLOR N 2-Pts missed (2 out)
09:48	13 LARSSON T Defensive Rebound			
09:32	9 WALLIN D 2-Pts paint made (2 In)	44-38	+6	
09:31	13 LARSSON T Assist			
09:08				10 PAPENFUS M 2-Pts missed (2 out)
09:08	9 WALLIN D Defensive Rebound			
09:08	9 WALLIN D Player OUT ---->>			
09:08	5 GUSTAVSSON J Player IN <<----			
08:54	8 ABLORH E 2-Pts missed (2 out)			
08:51				7 TAYLOR N Defensive Rebound
08:42		44-41	+3	7 TAYLOR N 3-Pts made (3 In)
08:30				7 TAYLOR N Personal foul
08:30	11 KOHLSTROM P Foul On			
08:30	11 KOHLSTROM P Free Throw made (1 In)	45-41	+4	
08:30	11 KOHLSTROM P Free Throw missed (1 Out)			
08:28				12 CURLE DN Defensive Rebound
08:20		45-43	+2	15 NORTJE R 2-Pts paint made (2 In)
08:20				7 TAYLOR N Assist
08:20	14 LINDEN J Personal foul			
08:20				15 NORTJE R Foul On



## PLAY BY PLAY

文字比分播报

SWE 58 vs 64 RSA

Attendance: 7262

Game Time	SWE - Sweden	Score	Lead	RSA - South Africa
08:19				15 NORTJE R Free Throw missed (1 Out)
08:14	5 GUSTAVSSON J Defensive Rebound			
08:14				8 GOVENDER J Personal foul
08:14	8 ABLORH E Foul On			
08:14	14 LINDEN J Player OUT ---->>			
08:14	11 KOHLSTROM P Player OUT ---->>			
08:14	10 HAIDARI H Player IN <<----			
08:14	11 KOHLSTROM P Player IN <<----			
07:56	5 GUSTAVSSON J 2-Pts made (2 In)	47-43	+4	
07:55	10 HAIDARI H Assist			
07:44		47-45	+2	7 TAYLOR N 2-Pts made (2 In)
07:25	5 GUSTAVSSON J 2-Pts missed (2 out)			
07:24				12 CURLE DN Defensive Rebound
07:13				7 TAYLOR N 3-Pts missed (3 Out)
07:12	11 KOHLSTROM P Defensive Rebound			
07:04				7 TAYLOR N Personal foul
07:04	11 KOHLSTROM P Foul On			
07:04	8 ABLORH E Player OUT ---->>			
07:04	9 WALLIN D Player IN <<----			
06:58	9 WALLIN D 2 Pts paint missed (2 Out)			
06:53				15 NORTJE R Defensive Rebound
06:38		47-47	0	10 PAPENFUS M 2-Pts paint made (2 In)
06:17	10 HAIDARI H 2-Pts missed (2 out)			
06:15				8 GOVENDER J Defensive Rebound
05:54		47-49	-2	15 NORTJE R 2-Pts made (2 In)
05:53	Time out			
05:53	13 LARSSON T Player OUT ---->>			
05:53	5 GUSTAVSSON J Player OUT ---->>			
05:53	4 NYLANDER P Player IN <<----			
05:53	14 LINDEN J Player IN <<----			
05:31	4 NYLANDER P 2-Pts missed (2 out)			
05:29				10 PAPENFUS M Defensive Rebound
05:20				10 PAPENFUS M Turnover
05:20	14 LINDEN J Steal			
05:05				8 GOVENDER J Personal foul
05:05	10 HAIDARI H Foul On			
05:05				8 GOVENDER J Player OUT ---->>
05:05				4 RETIEF M Player IN <<----
04:51	11 KOHLSTROM P 2 Pts paint missed (2 Out)			
04:49	14 LINDEN J Offensive Rebound			
04:49	14 LINDEN J 2 Pts paint missed (2 Out)			
04:47				15 NORTJE R Defensive Rebound



## PLAY BY PLAY

文字比分播报

SWE 58 vs 64 RSA

Attendance: 7262

Game Time	SWE - Sweden	Score	Lead	RSA - South Africa
04:36	11 KOHLSTROM P Personal foul			
04:36				15 NORTJE R Foul On
04:36				15 NORTJE R Free Throw missed (1 Out)
04:36				15 NORTJE R Free Throw missed (1 Out)
04:33	14 LINDEN J Defensive Rebound			
04:22	11 KOHLSTROM P 2-Pts paint made (2 In)	49-49	0	
04:21	10 HAIDARI H Assist			
04:05				4 RETIEF M 2 Pts paint missed (2 Out)
04:03	14 LINDEN J Defensive Rebound			
03:53	9 WALLIN D 2-Pts paint made (2 In)	51-49	+2	
03:52	10 HAIDARI H Assist			
03:52				Time out
03:38	9 WALLIN D Personal foul			
03:38				10 PAPENFUS M Foul On
03:28		51-51	0	10 PAPENFUS M 2-Pts paint made (2 In)
03:27				7 TAYLOR N Assist
03:15				15 NORTJE R Personal foul
03:15	11 KOHLSTROM P Foul On			
03:15	11 KOHLSTROM P Free Throw missed (1 Out)			
03:15	11 KOHLSTROM P Free Throw missed (1 Out)			
03:14	10 HAIDARI H Offensive Rebound			
02:56	10 HAIDARI H Turnover			
02:56				7 TAYLOR N Steal
02:26		51-53	-2	12 CURLE DN 2-Pts made (2 In)
02:10	4 NYLANDER P 2-Pts made (2 In)	53-53	0	
02:08	14 LINDEN J Assist			
01:50		53-55	-2	10 PAPENFUS M 2-Pts paint made (2 In)
01:39				12 CURLE DN Personal foul
01:39	10 HAIDARI H Foul On			
01:39	10 HAIDARI H Free Throw made (1 In)	54-55	-1	
01:39	10 HAIDARI H Free Throw made (1 In)	55-55	0	
01:39				Time out
01:27		55-57	-2	15 NORTJE R 2-Pts paint made (2 In)
01:27				7 TAYLOR N Assist
01:22				7 TAYLOR N Unsportmanlike foul
01:22	10 HAIDARI H Foul On			
01:22	10 HAIDARI H Free Throw missed (1 Out)			
01:22	10 HAIDARI H Free Throw missed (1 Out)			
01:11				4 RETIEF M Personal foul
01:11	14 LINDEN J Foul On			
01:11	14 LINDEN J Free Throw missed (1 Out)			
01:11	14 LINDEN J Free Throw made (1 In)	56-57	-1	



## PLAY BY PLAY

文字比分播报

**SWE 58 vs 64 RSA**

**Attendance: 7262**

Game Time	SWE - Sweden	Score	Lead	RSA - South Africa
01:01		56-59	-3	12 CURLE DN 2-Pts paint made (2 In)
01:01				10 PAPENFUS M Assist
01:01	11 KOHLSTROM P Personal foul			
01:01				12 CURLE DN Foul On
01:01		56-60	-4	12 CURLE DN Free Throw made (1 In)
01:01	9 WALLIN D Player OUT ---->>			
01:01	8 ABLORH E Player IN <<----			
00:50	10 HAIDARI H 3-Pts missed (3 Out)			
00:42				12 CURLE DN Defensive Rebound
00:36	8 ABLORH E Personal foul			
00:36				12 CURLE DN Foul On
00:36	Time out			
00:36				12 CURLE DN Free Throw missed (1 Out)
00:36		56-61	-5	12 CURLE DN Free Throw made (1 In)
00:27	10 HAIDARI H 3-Pts missed (3 Out)			
00:27				7 TAYLOR N Defensive Rebound
00:27	4 NYLANDER P Personal foul			
00:27				7 TAYLOR N Foul On
00:27				7 TAYLOR N Free Throw missed (1 Out)
00:27		56-62	-6	7 TAYLOR N Free Throw made (1 In)
00:06	11 KOHLSTROM P 2-Pts paint made (2 In)	58-62	-4	
00:06	10 HAIDARI H Assist			
00:05	8 ABLORH E Unsportmanlike foul			
00:05				15 NORTJE R Foul On
00:05		58-63	-5	15 NORTJE R Free Throw made (1 In)
00:05		58-64	-6	15 NORTJE R Free Throw made (1 In)





## RESULTS

比赛成绩

### SWE 29 vs 27 RSA

Attendance: 7262

Referee: GIORDANO Sergio (CAN)

Commissioner: de KNOCK Luc D H M (BEL)

Umpires: PURSGLOVE Ian Robert (GBR); MARQUES Rui David (BRA)

Classifier: RIBEIRO Maria Sonia (BRA)

		Q1		Q2	
Scoring by 5 min intervals:	SWE	13	15	25	29
	RSA	7	11	21	27

#### SWE - SWEDEN

No.	Name	Sport Class	MIN	Field Goals		2 Points		3 Points		Free Throws		Rebounds			AS	TO	ST	BS	PF	FO	PTS
				M/A	%	M/A	%	M/A	%	M/A	%	OR	DR	TOT							
*4	NYLANDER Patrik	2.0	10:00	1/1	100	1/1	100					1		1		1	1				2
*9	WALLIN Dan	4.0	03:43	0/1	0	0/1	0														0
*10	HAIDARI Hussein	3.0	20:00	5/11	45	5/11	45			0/1	0	1	2	3		2	1		2	2	10
*11	KOHLSTROM Peter	2.5	20:00	5/11	45	5/11	45			1/1	100	2	6	8	1	1			1	1	11
*14	LINDEN Joakim	2.5	10:00	2/3	67	2/3	67			0/1	0	1	4	5		3	1			2	4
5	GUSTAVSSON Joachim	3.5	10:00	0/3	0	0/3	0			0/2	0		2	2		1	1			1	0
6	LARSSON Niclas	1.0	00:00																		0
7	BYQVIST Per	3.0	00:00																		0
8	ABLORH Enoch (C)	4.0	16:17	1/5	20	1/5	20					1	1	2	1				1	2	2
12	AKERBERG Thomas	3.0	00:00																		0
13	LARSSON Thomas	1.0	10:00													1			1		0
15	MENG Robin	3.0	00:00																		0
Team/Coach																					
<b>Totals</b>				14/35	40	14/35	40			1/5	20	7	16	23	3	10	4		6	6	29
<b>Coach</b>		LOPES Ines																			
<b>Assistant Coach</b>		ANDER Nils ANDERSSON Lars Gunnar																			

#### RSA - SOUTH AFRICA

No.	Name	Sport Class	MIN	Field Goals		2 Points		3 Points		Free Throws		Rebounds			AS	TO	ST	BS	PF	FO	PTS
				M/A	%	M/A	%	M/A	%	M/A	%	OR	DR	TOT							
*7	TAYLOR Nicholas	2.0	16:23	2/7	29	2/5	40	0/2	0			1	2	3		3	1				4
*8	GOVENDER Justin	1.0	20:00	1/3	33	1/3	33					1		1	1	1			2		2
*10	PAPENFUS Marius (C)	2.5	20:00	2/7	29	2/7	29			1/1	100	2	1	3		3	2		2	3	5
*12	CURLE David Nathaniel	3.5	20:00	2/6	33	2/6	33					6	6	12	1	4		1	1		4
*15	NORTJE Richard	4.5	18:29	6/9	67	6/9	67			0/1	0	6	6	12	2	1	1			3	12
4	RETIEF Marcus	1.0	00:00																		0
5	HARTNICK Shaun	1.0	00:00																		0
6	WILLIAMS Ralph	2.0	03:37	0/1	0	0/1	0												1		0
9	GUMBI Siphamandla	3.0	00:00																		0
11	ZONKE Thandile	3.5	00:00																		0
13	WAITES Grant	4.0	00:00																		0
14	NEL Jeremy	4.0	01:31																		0
Team/Coach																					
<b>Totals</b>				13/33	39	13/31	42	0/2	0	1/2	50	4	17	21	4	12	5	1	6	6	27
<b>Coach</b>		SIERRA Vivian																			
<b>Assistant Coach</b>		MOSUOE Kelebhone																			

	SWE	RSA
Points from Turnovers	4	2
Points in the Paint	24	24
Second Chance Points	4	4
Fast Break Points	0	0

	SWE	RSA
Biggest Lead	6	0
Biggest Scoring Run	5-0(9-4)	4-0(4-4)
Lead Changes	1	
Times Tied	1	

#### Legend:

%	Shooting Percentage	(C)	Captain	*	Starters	AS	Assists
BS	Blocked Shots	DR	Defensive Rebounds	FO	Fouls On	M/A	Made/Attempts
MIN	Minutes Played	OR	Offensive Rebounds	PF	Fouls	PTS	Points
Qx	Quarter Time	ST	Steals	TO	Turnovers	TOT	Total Rebounds



## RESULTS

比赛成绩

### SWE 58 vs 64 RSA

Attendance: 7262

Referee: GIORDANO Sergio (CAN)

Commissioner: de KNOCK Luc D H M (BEL)

Umpires: PURSGLOVE Ian Robert (GBR); MARQUES Rui David (BRA)

Classifier: RIBEIRO Maria Sonia (BRA)

		Q1		Q2		Q3		Q4	
Scoring by 5 min intervals:	SWE	13	15	25	29	38	42	47	58
	RSA	7	11	21	27	29	38	49	64

#### SWE - SWEDEN

No.	Name	Sport Class	MIN	Field Goals		2 Points		3 Points		Free Throws		Rebounds			AS	TO	ST	BS	PF	FO	PTS	
				M/A	%	M/A	%	M/A	%	M/A	%	OR	DR	TOT								
*4	NYLANDER Patrik	2.0	15:53	2/3	67	2/3	67					1		1		1	1		2		4	
*9	WALLIN Dan	4.0	13:23	3/5	60	3/5	60					1	2	3		1			1		6	
*10	HAIDARI Hussein	3.0	35:29	6/17	35	6/15	40	0/2	0	2/5	40	2	3	5	5	4	1		4	5	14	
*11	KOHLSTROM Peter	2.5	32:45	7/15	47	7/15	47			2/5	40	2	7	9	2	1			3	4	16	
*14	LINDEN Joakim	2.5	27:39	4/6	67	4/6	67			2/5	40	3	7	10	1	5	3		2	5	10	
5	GUSTAVSSON Joachim	3.5	13:15	1/5	20	1/5	20			0/2	0		3	3		1	1			1	2	
6	LARSSON Niclas	1.0	10:00	0/1	0	0/1	0														0	
7	BYQVIST Per	3.0	07:15	0/1	0	0/1	0					1	1	2		1			1		0	
8	ABLORH Enoch (C)	4.0	30:14	3/11	27	3/11	27						4	4	4	1	1		4	1	6	
12	AKERBERG Thomas	3.0	00:00																		0	
13	LARSSON Thomas	1.0	14:07										1	1	1	1			1		0	
15	MENG Robin	3.0	00:00																		0	
Team/Coach																						
<b>Totals</b>				26/64	41	26/62	42	0/2	0	6/17	35	12	29	41	13	16	7			18	16	58
<b>Coach</b>		LOPES Ines																				
<b>Assistant Coach</b>		ANDER Nils ANDERSSON Lars Gunnar																				

#### RSA - SOUTH AFRICA

No.	Name	Sport Class	MIN	Field Goals		2 Points		3 Points		Free Throws		Rebounds			AS	TO	ST	BS	PF	FO	PTS
				M/A	%	M/A	%	M/A	%	M/A	%	OR	DR	TOT							
*7	TAYLOR Nicholas	2.0	36:23	5/13	38	3/8	38	2/5	40	1/2	50	1	5	6	4	4	2		3	1	13
*8	GOVENDER Justin	1.0	34:11	1/4	25	1/4	25					3	4	7	1	1	2		5	1	2
*10	PAPENFUS Marius (C)	2.5	40:00	6/12	50	6/12	50			1/1	100	2	2	4	3	5	2		3	5	13
*12	CURLE David Nathaniel	3.5	40:00	4/13	31	4/12	33	0/1	0	2/3	67		9	9	1	4	1	1	2	3	10
*15	NORTJE Richard	4.5	38:29	12/19	63	12/19	63			2/6	33		10	10	2	2	1		1	8	26
4	RETIEF Marcus	1.0	05:05	0/1	0	0/1	0												1		0
5	HARTNICK Shaun	1.0	00:00																		0
6	WILLIAMS Ralph	2.0	03:37	0/1	0	0/1	0												1		0
9	GUMBI Siphamandla	3.0	00:44																		0
11	ZONKE Thandile	3.5	00:00																		0
13	WAITES Grant	4.0	00:00																		0
14	NEL Jeremy	4.0	01:31																		0
Team/Coach																					
<b>Totals</b>				28/63	44	26/57	46	2/6	33	6/12	50	6	32	38	11	16	8	1	16	18	64
<b>Coach</b>		SIERRA Vivian																			
<b>Assistant Coach</b>		MOSUOE Kelebhone																			

	SWE	RSA
Points from Turnovers	6	7
Points in the Paint	42	42
Second Chance Points	6	6
Fast Break Points	0	0

	SWE	RSA
Biggest Lead	10	6
Biggest Scoring Run	8-0(37-27)	7-0(38-36)
Lead Changes	4	
Times Tied	6	

#### Legend:

%	Shooting Percentage	(C)	Captain	*	Starters	AS	Assists
BS	Blocked Shots	DR	Defensive Rebounds	FO	Fouls On	M/A	Made/Attempts
MIN	Minutes Played	OR	Offensive Rebounds	OTx	Overtime	PF	Fouls
PTS	Points	Qx	Quarter Time	ST	Steals	TO	Turnovers
TOT	Total Rebounds						



## START LIST

首发名单

### GER - IRI

**Referee:** GAUTHIER Sebastien (CAN)  
**Umpires:** QUINTANA Matias (ARG); FARRUGIA Anna Valerie (FRA)

**Commissioner:** COSSAER Dirk Lodewijk M (BEL)  
**Classifier:** MACKAY Kenneth (GBR)

#### GER - Germany

No.	Name	Pos	Age	Sport Class	Current Games Statistics						
					PPG	FG%	3FG%	FT%	RPG	APG	MPG (GP)
4	LOHMANN Bjoern	F	29	1.0	2.3	22		75	1.7	0.3	15:51 (3)
5	SCHUERMANN Jens	F	27	1.0	0.7	11			1.7	0.3	24:09 (3)
6	QUALI Mimoun	F	33	3.0	6.0	43			1.0		09:24 (1)
7	LEHMANN Lars	G	31	3.0	6.0	35	50	11	4.3	3.3	19:36 (3)
8	BIENEK Andre	C	21	3.0	7.7	45		43	6.3	1.7	19:43 (3)
9	FISCHER Florian	F/G	31	1.5	2.7	43	0	100	1.3	0.7	16:34 (3)
10	KRESS Andreas	C	22	3.5	2.5	50		50	1.5		03:54 (2)
11	PASSIWAN Dirk	F/G	31	4.5	14.3	35	0	60	4.7	1.7	18:00 (3)
12	WOLK Sebastian	C	27	4.0	5.7	58		75	2.0	0.7	13:13 (3)
13	CHRISTINK Lars (C)	G	36	2.0	9.0	38	33	50	2.0	3.7	22:18 (3)
14	COSKUN Ahmet	F	33	4.0	10.3	47	0	75	1.7	1.0	18:58 (3)
15	KOHLER-LENZ Dirk	C	40	4.0	8.0	47	0	60	8.7	1.0	26:07 (3)
Team			30.1		70.3	40	12	54	35.7	14.3	
<b>Coach</b>		WIEGMANN Frits									
<b>Assistant Coach</b>		MOERTL Sigggi									

GER Played		
PR	CAN	59-62
PR	JPN	56-58
PR	RSA	96-43
PR	SWE	11 SEP

#### IRI - Islamic Republic of Iran

No.	Name	Pos	Age	Sport Class	Current Games Statistics						
					PPG	FG%	3FG%	FT%	RPG	APG	MPG (GP)
4	BOLAGHINALOU Saman	F	21	1.0	0.3	0		50	1.3	0.3	16:31 (3)
5	HESAMY ZADEH Zakaria	G	34	2.5	7.0	42	40		1.0	0.5	08:28 (2)
6	MANSOURI Hakim	F	23	2.0	0.0			0	0.5	0.5	08:12 (2)
7	AHMADI Ebrahim	C	22	4.0	0.0	0			2.0		05:28 (1)
8	DAGHAGHELEPOUR A	F	26	1.5	5.0	33	14	29	2.3	0.7	30:46 (3)
9	HOSSEIN POUR Esmaeel	F	25	1.5	0.7	17			2.0	0.7	24:47 (3)
10	AHMADI Alireza	G	32	3.0	23.0	51	37	69	3.0	6.3	36:48 (3)
11	NAMI Gholamreza (C)	F	31	1.0	0.0						00:00 (0)
12	GHARIBLOO Morteza	C	29	4.0	17.3	57	0	67	10.3	0.3	29:29 (3)
13	SIEFI Bahman	F	22	2.0	0.0	0			2.0		07:21 (1)
14	GHOLAM AZAD Vahid	C	20	4.5	10.7	48		44	6.7	0.7	14:20 (3)
15	TORFI MENESHIDI Adel	C	31	4.0	16.3	46		47	11.3	1.3	31:54 (3)
Team			26.3		78.0	46	33	51	39.3	11.0	
<b>Coach</b>		KAMRAVA Abdolghafour									
<b>Assistant Coach</b>		ESHGH Kamal									

IRI Played		
PR	RSA	73-62
PR	SWE	92-66
PR	JPN	69-50
PR	CAN	11 SEP

**Legend:**

3FG%	3 Field Goals %	APG	Assists per Game	C	Centre	F	Forward
FG%	Field Goals %	FT%	Free Throws %	G	Guard	GP	Games Played
MPG	Minutes Played per Game	Pos	Playing Position	PPG	Points per Game	PR	Preliminary Round
RPG	Rebounds per Game						



## PLAY BY PLAY

文字比分播报

GER 39 vs 29 IRI

Attendance: 7262

		Q1		Q2	
Scoring by 5 min intervals:	GER	4	10	20	39
	IRI	8	15	21	29

### FIRST QUARTER

#### Quarter Starters:

GER 4 LOHMANN B      7 LEHMANN L      12 WOLK S      13 CHRISTINK L      15 KOHLER-LENZ D  
IRI 8 DAGHAGHELEPOUR A      9 HOSSEIN POUR E      10 AHMADI A      12 GHARIBLOO M      15 TORFI MENESHIDI A

Game Time	GER - Germany	Score	Lead	IRI - Iran
10:00	4 LOHMANN B Player IN <<<----			
10:00	7 LEHMANN L Player IN <<<----			
10:00	12 WOLK S Player IN <<<----			
10:00	13 CHRISTINK L Player IN <<<----			
10:00	15 KOHLER-LENZ D Player IN <<<----			
10:00				8 DAGHAGHELEPOUR A Player IN <<<----
10:00				9 HOSSEIN POUR E Player IN <<<----
10:00				10 AHMADI A Player IN <<<----
10:00				12 GHARIBLOO M Player IN <<<----
10:00				15 TORFI MENESHIDI A Player IN <<<----
10:00	15 KOHLER-LENZ D Tap off lost			12 GHARIBLOO M Tap off won
09:49	12 WOLK S Personal foul			
09:49				12 GHARIBLOO M Foul On
09:33		0-2	-2	15 TORFI MENESHIDI A 2-Pts paint made (2 In)
09:31				10 AHMADI A Assist
09:11	15 KOHLER-LENZ D 2 Pts paint missed (2 Out)			
09:08	15 KOHLER-LENZ D Offensive Rebound			
09:07	13 CHRISTINK L 2-Pts missed (2 out)			
09:04	12 WOLK S Offensive Rebound			
09:04	12 WOLK S 2 Pts paint missed (2 Out)			
08:59				8 DAGHAGHELEPOUR A Defensive Rebound
08:52				15 TORFI MENESHIDI A 2 Pts paint missed (2 Out)
08:51	15 KOHLER-LENZ D Defensive Rebound			
08:38	13 CHRISTINK L 2-Pts missed (2 out)			
08:37				8 DAGHAGHELEPOUR A Defensive Rebound
08:31				9 HOSSEIN POUR E 2 Pts paint missed (2 Out)
08:30	7 LEHMANN L Defensive Rebound			
08:28				10 AHMADI A Personal foul
08:28	12 WOLK S Foul On			
08:11	7 LEHMANN L Turnover			
08:11				15 TORFI MENESHIDI A Steal
08:01				10 AHMADI A 3-Pts missed (3 Out)
07:56				12 GHARIBLOO M Offensive Rebound
07:56		0-4	-4	12 GHARIBLOO M 2-Pts paint made (2 In)



## PLAY BY PLAY

文字比分播报

GER 39 vs 29 IRI

Attendance: 7262

Game Time	GER - Germany	Score	Lead	IRI - Iran
07:33	15 KOHLER-LENZ D 2 Pts paint missed (2 Out)			
07:31				12 GHARIBLOO M Defensive Rebound
07:31				9 HOSSEIN POUR E Offensive foul
07:31				9 HOSSEIN POUR E Turnover
07:31	13 CHRISTINK L Foul On			
07:31	13 CHRISTINK L Steal			
07:08	4 LOHMANN B 2-Pts missed (2 out)			
07:06				8 DAGHAGHELEPOUR A Defensive Rebound
06:48				10 AHMADI A Turnover
06:48	7 LEHMANN L Steal			
06:34	7 LEHMANN L 2-Pts missed (2 out)			
06:31				12 GHARIBLOO M Defensive Rebound
06:20		0-6	-6	9 HOSSEIN POUR E 2-Pts paint made (2 In)
06:19				8 DAGHAGHELEPOUR A Assist
05:59	13 CHRISTINK L 2-Pts missed (2 out)			
05:56				15 TORFI MENESHIDI A Defensive Rebound
05:53		0-8	-8	10 AHMADI A 2-Pts paint made (2 In)
05:53				10 AHMADI A Fast Break
05:53	Time out			
05:53	7 LEHMANN L Player OUT ---->>			
05:53	8 BIENEK A Player IN <<----			
05:38	8 BIENEK A 2-Pts made (2 In)	2-8	-6	
05:36	13 CHRISTINK L Assist			
05:27	12 WOLK S Steal			
05:27				15 TORFI MENESHIDI A Turnover
05:23	15 KOHLER-LENZ D 2-Pts paint made (2 In)	4-8	-4	
05:22	12 WOLK S Assist			
05:04				10 AHMADI A 3-Pts missed (3 Out)
04:36	13 CHRISTINK L 2-Pts made (2 In)	6-8	-2	
04:35	8 BIENEK A Assist			
04:32	15 KOHLER-LENZ D Personal foul			
04:32				8 DAGHAGHELEPOUR A Foul On
04:19				15 TORFI MENESHIDI A Turnover
04:19	13 CHRISTINK L Steal			
04:08	13 CHRISTINK L 3-Pts missed (3 Out)			
04:05	13 CHRISTINK L Offensive Rebound			
03:52				8 DAGHAGHELEPOUR A Personal foul
03:52	12 WOLK S Foul On			
03:43				8 DAGHAGHELEPOUR A Personal foul
03:43	13 CHRISTINK L Foul On			
03:43				Time out
03:26	15 KOHLER-LENZ D 2-Pts missed (2 out)			



## PLAY BY PLAY

文字比分播报

GER 39 vs 29 IRI

Attendance: 7262

Game Time	GER - Germany	Score	Lead	IRI - Iran
03:24				8 DAGHAGHELEPOUR A Defensive Rebound
03:09				15 TORFI MENESHIDI A 2-Pts missed (2 out)
03:07	15 KOHLER-LENZ D Defensive Rebound			
03:01	15 KOHLER-LENZ D Turnover			
02:53				15 TORFI MENESHIDI A Turnover
02:32	12 WOLK S 2-Pts missed (2 out)			
02:30				12 GHARIBLOO M Defensive Rebound
02:14				8 DAGHAGHELEPOUR A 3-Pts missed (3 Out)
02:13	8 BIENEK A Defensive Rebound			
01:57	12 WOLK S 2 Pts paint missed (2 Out)			
01:57				10 AHMADI A Defensive Rebound
01:57	12 WOLK S Technical foul			
01:57				10 AHMADI A Foul On
01:57	4 LOHMANN B Player OUT ---->>			
01:57	8 BIENEK A Player OUT ---->>			
01:57	12 WOLK S Player OUT ---->>			
01:57	12 WOLK S Player IN <<----			
01:57	12 WOLK S Player OUT ---->>			
01:57	13 CHRISTINK L Player OUT ---->>			
01:57	5 SCHUERMANN J Player IN <<----			
01:57	7 LEHMANN L Player IN <<----			
01:57	9 FISCHER F Player IN <<----			
01:57	11 PASSIWAN D Player IN <<----			
01:57		6-9	-3	10 AHMADI A Free Throw made (1 In)
01:57				10 AHMADI A Free Throw missed (1 Out)
01:47		6-11	-5	12 GHARIBLOO M 2-Pts paint made (2 In)
01:47				10 AHMADI A Assist
01:47	5 SCHUERMANN J Personal foul			
01:47				12 GHARIBLOO M Foul On
01:47		6-12	-6	12 GHARIBLOO M Free Throw made (1 In)
01:27	15 KOHLER-LENZ D 2-Pts made (2 In)	8-12	-4	
01:17	5 SCHUERMANN J Personal foul			
01:17				9 HOSSEIN POUR E Foul On
01:17				9 HOSSEIN POUR E Free Throw missed (1 Out)
01:17		8-13	-5	9 HOSSEIN POUR E Free Throw made (1 In)
01:04	11 PASSIWAN D 2-Pts missed (2 out)			
01:01				8 DAGHAGHELEPOUR A Defensive Rebound
00:38				10 AHMADI A 3-Pts missed (3 Out)
00:35	11 PASSIWAN D Defensive Rebound			
00:32	15 KOHLER-LENZ D 2-Pts paint made (2 In)	10-13	-3	
00:29	15 KOHLER-LENZ D Fast Break			
00:28	11 PASSIWAN D Assist			



## PLAY BY PLAY

文字比分播报

GER 39 vs 29 IRI

Attendance: 7262

Game Time	GER - Germany	Score	Lead	IRI - Iran
00:16		10-15	-5	12 GHARIBLOO M 2-Pts paint made (2 In)
00:12				8 DAGHAGHELEPOUR A Assist
00:09	15 KOHLER-LENZ D 3-Pts missed (3 Out)			
00:07	15 KOHLER-LENZ D Offensive Rebound			
00:03	15 KOHLER-LENZ D 3-Pts missed (3 Out)			

## SECOND QUARTER

### Quarter Starters:

GER 5 SCHUERMAN J      7 LEHMANN L      9 FISCHER F      11 PASSIWAN D      15 KOHLER-LENZ D  
IRI 8 DAGHAGHELEPOUR A      9 HOSSEIN POUR E      10 AHMADI A      12 GHARIBLOO M      15 TORFI MENESHIDI A

Game Time	GER - Germany	Score	Lead	IRI - Iran
10:00	5 SCHUERMAN J Player IN <<----			
10:00	7 LEHMANN L Player IN <<----			
10:00	9 FISCHER F Player IN <<----			
10:00	11 PASSIWAN D Player IN <<----			
10:00	15 KOHLER-LENZ D Player IN <<----			
10:00				8 DAGHAGHELEPOUR A Player IN <<----
10:00				9 HOSSEIN POUR E Player IN <<----
10:00				10 AHMADI A Player IN <<----
10:00				12 GHARIBLOO M Player IN <<----
10:00				15 TORFI MENESHIDI A Player IN <<----
09:59	Tap off situation, throw-in			
09:49	11 PASSIWAN D 2-Pts made (2 In)	12-15	-3	
09:42	11 PASSIWAN D Personal foul			
09:42				9 HOSSEIN POUR E Foul On
09:27		12-17	-5	15 TORFI MENESHIDI A 2-Pts made (2 In)
09:25				10 AHMADI A Assist
09:13	11 PASSIWAN D 2-Pts missed (2 out)			
09:12	9 FISCHER F Offensive Rebound			
08:58	11 PASSIWAN D 2-Pts missed (2 out)			
08:57				8 DAGHAGHELEPOUR A Defensive Rebound
08:38				10 AHMADI A 3-Pts missed (3 Out)
08:38	Defensive Rebound			
08:26	5 SCHUERMAN J 2 Pts paint missed (2 Out)			
08:25				15 TORFI MENESHIDI A Defensive Rebound
08:19		12-19	-7	8 DAGHAGHELEPOUR A 2-Pts paint made (2 In)
08:16				10 AHMADI A Assist
07:55	7 LEHMANN L 2-Pts paint made (2 In)	14-19	-5	
07:54	11 PASSIWAN D Assist			
07:36				9 HOSSEIN POUR E Turnover
07:28	Turnover			
07:17		14-21	-7	8 DAGHAGHELEPOUR A 2-Pts paint made (2 In)



## PLAY BY PLAY

文字比分播报

GER 39 vs 29 IRI

Attendance: 7262

Game Time	GER - Germany	Score	Lead	IRI - Iran
07:15				8 DAGHAGHELEPOUR A Fast Break
06:53	11 PASSIWAN D 2-Pts made (2 In)	16-21	-5	
06:52	9 FISCHER F Assist			
06:25				10 AHMADI A 3-Pts missed (3 Out)
06:25	Defensive Rebound			
06:25	Time out			
06:09	11 PASSIWAN D 2-Pts made (2 In)	18-21	-3	
06:08	7 LEHMANN L Assist			
05:51	11 PASSIWAN D Personal foul			
05:51				15 TORFI MENESHIDI A Foul On
05:51				15 TORFI MENESHIDI A Free Throw missed (1 Out)
05:51				15 TORFI MENESHIDI A Free Throw missed (1 Out)
05:48	11 PASSIWAN D Defensive Rebound			
05:40	11 PASSIWAN D Turnover			
05:40				8 DAGHAGHELEPOUR A Steal
05:40				9 HOSSEIN POUR E Turnover
05:25	11 PASSIWAN D 2 Pts paint missed (2 Out)			
05:24	15 KOHLER-LENZ D Offensive Rebound			
05:24	15 KOHLER-LENZ D 2-Pts paint made (2 In)	20-21	-1	
04:56				12 GHARIBLOO M 2-Pts missed (2 out)
04:53	11 PASSIWAN D Defensive Rebound			
04:42	15 KOHLER-LENZ D 2-Pts paint made (2 In)	22-21	+1	
04:42				Time out
04:25				15 TORFI MENESHIDI A 2 Pts paint missed (2 Out)
04:23	7 LEHMANN L Defensive Rebound			
04:08	11 PASSIWAN D 2-Pts made (2 In)	24-21	+3	
04:03	15 KOHLER-LENZ D Personal foul			
04:03				9 HOSSEIN POUR E Foul On
03:38		24-24	0	10 AHMADI A 3-Pts made (3 In)
03:18	11 PASSIWAN D 2-Pts made (2 In)	26-24	+2	
03:17	7 LEHMANN L Assist			
03:07				10 AHMADI A Turnover
02:58				8 DAGHAGHELEPOUR A Personal foul
02:58	11 PASSIWAN D Foul On			
02:39	11 PASSIWAN D 2-Pts made (2 In)	28-24	+4	
02:36	5 SCHUERMANN J Assist			
02:25				Tap off situation, throw-in
02:18	9 FISCHER F Personal foul			
02:18				15 TORFI MENESHIDI A Foul On
02:18		28-25	+3	15 TORFI MENESHIDI A Free Throw made (1 In)
02:18				15 TORFI MENESHIDI A Free Throw missed (1 Out)
02:15	15 KOHLER-LENZ D Defensive Rebound			





## PLAY BY PLAY

文字比分播报

GER 39 vs 29 IRI

Attendance: 7262

Game Time	GER - Germany	Score	Lead	IRI - Iran
02:00	15 KOHLER-LENZ D 2-Pts paint made (2 In)	30-25	+5	
01:33		30-27	+3	8 DAGHAGHELEPOUR A 2-Pts paint made (2 In)
01:32				10 AHMADI A Assist
01:19	11 PASSIWAN D 2-Pts missed (2 out)			
01:19	15 KOHLER-LENZ D Offensive Rebound			
01:19	15 KOHLER-LENZ D 2-Pts paint made (2 In)	32-27	+5	
01:19				9 HOSSEIN POUR E Personal foul
01:19	15 KOHLER-LENZ D Foul On			
01:11	15 KOHLER-LENZ D Free Throw missed (1 Out)			
01:10	15 KOHLER-LENZ D Offensive Rebound			
01:10	15 KOHLER-LENZ D 2 Pts paint missed (2 Out)			
01:08	7 LEHMANN L Offensive Rebound			
01:08	7 LEHMANN L 2 Pts paint missed (2 Out)			
01:07	11 PASSIWAN D Offensive Rebound			
01:07	11 PASSIWAN D 2-Pts paint made (2 In)	34-27	+7	
00:57				10 AHMADI A Player OUT ---->>
00:57				5 HESAMY ZADEH Z Player IN <<----
00:56				15 TORFI MENESHIDI A Offensive foul
00:56				15 TORFI MENESHIDI A Turnover
00:56	9 FISCHER F Foul On			
00:56	9 FISCHER F Steal			
00:48	15 KOHLER-LENZ D 2-Pts paint made (2 In)	36-27	+9	
00:48	9 FISCHER F Assist			
00:48				15 TORFI MENESHIDI A Personal foul
00:48	9 FISCHER F Foul On			
00:48				9 HOSSEIN POUR E Player OUT ---->>
00:48				6 MANSOURI H Player IN <<----
00:48	15 KOHLER-LENZ D Free Throw made (1 In)	37-27	+10	
00:36		37-29	+8	12 GHARIBLOO M 2-Pts paint made (2 In)
00:35				15 TORFI MENESHIDI A Assist
00:14	7 LEHMANN L 3-Pts missed (3 Out)			
00:14				Defensive Rebound
00:07				5 HESAMY ZADEH Z 3-Pts missed (3 Out)
00:06	7 LEHMANN L Defensive Rebound			
00:05	15 KOHLER-LENZ D 2-Pts paint made (2 In)	39-29	+10	
00:03	15 KOHLER-LENZ D Fast Break			
00:01	11 PASSIWAN D Assist			



## PLAY BY PLAY

文字比分播报

GER 73 vs 63 IRI

Attendance: 7262

Scoring by 5 min intervals:		Q1		Q2		Q3		Q4	
GER		4	10	20	39	47	61	65	73
IRI		8	15	21	29	35	42	52	63

### FIRST QUARTER

#### Quarter Starters:

GER 4 LOHMANN B      7 LEHMANN L      12 WOLK S      13 CHRISTINK L      15 KOHLER-LENZ D  
IRI 8 DAGHAGHELEPOUR A      9 HOSSEIN POUR E      10 AHMADI A      12 GHARIBLOO M      15 TORFI MENESHIDI A

Game Time	GER - Germany	Score	Lead	IRI - Iran
10:00	4 LOHMANN B Player IN <<<----			
10:00	7 LEHMANN L Player IN <<<----			
10:00	12 WOLK S Player IN <<<----			
10:00	13 CHRISTINK L Player IN <<<----			
10:00	15 KOHLER-LENZ D Player IN <<<----			
10:00				8 DAGHAGHELEPOUR A Player IN <<<----
10:00				9 HOSSEIN POUR E Player IN <<<----
10:00				10 AHMADI A Player IN <<<----
10:00				12 GHARIBLOO M Player IN <<<----
10:00				15 TORFI MENESHIDI A Player IN <<<----
10:00	15 KOHLER-LENZ D Tap off lost			12 GHARIBLOO M Tap off won
09:49	12 WOLK S Personal foul			
09:49				12 GHARIBLOO M Foul On
09:33		0-2	-2	15 TORFI MENESHIDI A 2-Pts paint made (2 In)
09:31				10 AHMADI A Assist
09:11	15 KOHLER-LENZ D 2 Pts paint missed (2 Out)			
09:08	15 KOHLER-LENZ D Offensive Rebound			
09:07	13 CHRISTINK L 2-Pts missed (2 out)			
09:04	12 WOLK S Offensive Rebound			
09:04	12 WOLK S 2 Pts paint missed (2 Out)			
08:59				8 DAGHAGHELEPOUR A Defensive Rebound
08:52				15 TORFI MENESHIDI A 2 Pts paint missed (2 Out)
08:51	15 KOHLER-LENZ D Defensive Rebound			
08:38	13 CHRISTINK L 2-Pts missed (2 out)			
08:37				8 DAGHAGHELEPOUR A Defensive Rebound
08:31				9 HOSSEIN POUR E 2 Pts paint missed (2 Out)
08:30	7 LEHMANN L Defensive Rebound			
08:28				10 AHMADI A Personal foul
08:28	12 WOLK S Foul On			
08:11	7 LEHMANN L Turnover			
08:11				15 TORFI MENESHIDI A Steal
08:01				10 AHMADI A 3-Pts missed (3 Out)
07:56				12 GHARIBLOO M Offensive Rebound
07:56		0-4	-4	12 GHARIBLOO M 2-Pts paint made (2 In)



## PLAY BY PLAY

文字比分播报

GER 73 vs 63 IRI

Attendance: 7262

Game Time	GER - Germany	Score	Lead	IRI - Iran
07:33	15 KOHLER-LENZ D 2 Pts paint missed (2 Out)			
07:31				12 GHARIBLOO M Defensive Rebound
07:31				9 HOSSEIN POUR E Offensive foul
07:31				9 HOSSEIN POUR E Turnover
07:31	13 CHRISTINK L Foul On			
07:31	13 CHRISTINK L Steal			
07:08	4 LOHMANN B 2-Pts missed (2 out)			
07:06				8 DAGHAGHELEPOUR A Defensive Rebound
06:48				10 AHMADI A Turnover
06:48	7 LEHMANN L Steal			
06:34	7 LEHMANN L 2-Pts missed (2 out)			
06:31				12 GHARIBLOO M Defensive Rebound
06:20		0-6	-6	9 HOSSEIN POUR E 2-Pts paint made (2 In)
06:19				8 DAGHAGHELEPOUR A Assist
05:59	13 CHRISTINK L 2-Pts missed (2 out)			
05:56				15 TORFI MENESHIDI A Defensive Rebound
05:53		0-8	-8	10 AHMADI A 2-Pts paint made (2 In)
05:53				10 AHMADI A Fast Break
05:53	Time out			
05:53	7 LEHMANN L Player OUT ---->>			
05:53	8 BIENEK A Player IN <<----			
05:38	8 BIENEK A 2-Pts made (2 In)	2-8	-6	
05:36	13 CHRISTINK L Assist			
05:27	12 WOLK S Steal			
05:27				15 TORFI MENESHIDI A Turnover
05:23	15 KOHLER-LENZ D 2-Pts paint made (2 In)	4-8	-4	
05:22	12 WOLK S Assist			
05:04				10 AHMADI A 3-Pts missed (3 Out)
04:36	13 CHRISTINK L 2-Pts made (2 In)	6-8	-2	
04:35	8 BIENEK A Assist			
04:32	15 KOHLER-LENZ D Personal foul			
04:32				8 DAGHAGHELEPOUR A Foul On
04:19				15 TORFI MENESHIDI A Turnover
04:19	13 CHRISTINK L Steal			
04:08	13 CHRISTINK L 3-Pts missed (3 Out)			
04:05	13 CHRISTINK L Offensive Rebound			
03:52				8 DAGHAGHELEPOUR A Personal foul
03:52	12 WOLK S Foul On			
03:43				8 DAGHAGHELEPOUR A Personal foul
03:43	13 CHRISTINK L Foul On			
03:43				Time out
03:26	15 KOHLER-LENZ D 2-Pts missed (2 out)			



## PLAY BY PLAY

文字比分播报

GER 73 vs 63 IRI

Attendance: 7262

Game Time	GER - Germany	Score	Lead	IRI - Iran
03:24				8 DAGHAGHELEPOUR A Defensive Rebound
03:09				15 TORFI MENESHIDI A 2-Pts missed (2 out)
03:07	15 KOHLER-LENZ D Defensive Rebound			
03:01	15 KOHLER-LENZ D Turnover			
02:53				15 TORFI MENESHIDI A Turnover
02:32	12 WOLK S 2-Pts missed (2 out)			
02:30				12 GHARIBLOO M Defensive Rebound
02:14				8 DAGHAGHELEPOUR A 3-Pts missed (3 Out)
02:13	8 BIENEK A Defensive Rebound			
01:57	12 WOLK S 2 Pts paint missed (2 Out)			
01:57				10 AHMADI A Defensive Rebound
01:57	12 WOLK S Technical foul			
01:57				10 AHMADI A Foul On
01:57	4 LOHMANN B Player OUT ---->>			
01:57	8 BIENEK A Player OUT ---->>			
01:57	12 WOLK S Player OUT ---->>			
01:57	12 WOLK S Player IN <<----			
01:57	12 WOLK S Player OUT ---->>			
01:57	13 CHRISTINK L Player OUT ---->>			
01:57	5 SCHUERMANN J Player IN <<----			
01:57	7 LEHMANN L Player IN <<----			
01:57	9 FISCHER F Player IN <<----			
01:57	11 PASSIWAN D Player IN <<----			
01:57		6-9	-3	10 AHMADI A Free Throw made (1 In)
01:57				10 AHMADI A Free Throw missed (1 Out)
01:47		6-11	-5	12 GHARIBLOO M 2-Pts paint made (2 In)
01:47				10 AHMADI A Assist
01:47	5 SCHUERMANN J Personal foul			
01:47				12 GHARIBLOO M Foul On
01:47		6-12	-6	12 GHARIBLOO M Free Throw made (1 In)
01:27	15 KOHLER-LENZ D 2-Pts made (2 In)	8-12	-4	
01:17	5 SCHUERMANN J Personal foul			
01:17				9 HOSSEIN POUR E Foul On
01:17				9 HOSSEIN POUR E Free Throw missed (1 Out)
01:17		8-13	-5	9 HOSSEIN POUR E Free Throw made (1 In)
01:04	11 PASSIWAN D 2-Pts missed (2 out)			
01:01				8 DAGHAGHELEPOUR A Defensive Rebound
00:38				10 AHMADI A 3-Pts missed (3 Out)
00:35	11 PASSIWAN D Defensive Rebound			
00:32	15 KOHLER-LENZ D 2-Pts paint made (2 In)	10-13	-3	
00:29	15 KOHLER-LENZ D Fast Break			
00:28	11 PASSIWAN D Assist			



## PLAY BY PLAY

文字比分播报

GER 73 vs 63 IRI

Attendance: 7262

Game Time	GER - Germany	Score	Lead	IRI - Iran
00:16		10-15	-5	12 GHARIBLOO M 2-Pts paint made (2 In)
00:12				8 DAGHAGHELEPOUR A Assist
00:09	15 KOHLER-LENZ D 3-Pts missed (3 Out)			
00:07	15 KOHLER-LENZ D Offensive Rebound			
00:03	15 KOHLER-LENZ D 3-Pts missed (3 Out)			

## SECOND QUARTER

### Quarter Starters:

GER 5 SCHUERMAN J      7 LEHMANN L      9 FISCHER F      11 PASSIWAN D      15 KOHLER-LENZ D  
IRI 8 DAGHAGHELEPOUR A      9 HOSSEIN POUR E      10 AHMADI A      12 GHARIBLOO M      15 TORFI MENESHIDI A

Game Time	GER - Germany	Score	Lead	IRI - Iran
10:00	5 SCHUERMAN J Player IN <<----			
10:00	7 LEHMANN L Player IN <<----			
10:00	9 FISCHER F Player IN <<----			
10:00	11 PASSIWAN D Player IN <<----			
10:00	15 KOHLER-LENZ D Player IN <<----			
10:00				8 DAGHAGHELEPOUR A Player IN <<----
10:00				9 HOSSEIN POUR E Player IN <<----
10:00				10 AHMADI A Player IN <<----
10:00				12 GHARIBLOO M Player IN <<----
10:00				15 TORFI MENESHIDI A Player IN <<----
09:59	Tap off situation, throw-in			
09:49	11 PASSIWAN D 2-Pts made (2 In)	12-15	-3	
09:42	11 PASSIWAN D Personal foul			
09:42				9 HOSSEIN POUR E Foul On
09:27		12-17	-5	15 TORFI MENESHIDI A 2-Pts made (2 In)
09:25				10 AHMADI A Assist
09:13	11 PASSIWAN D 2-Pts missed (2 out)			
09:12	9 FISCHER F Offensive Rebound			
08:58	11 PASSIWAN D 2-Pts missed (2 out)			
08:57				8 DAGHAGHELEPOUR A Defensive Rebound
08:38				10 AHMADI A 3-Pts missed (3 Out)
08:38	Defensive Rebound			
08:26	5 SCHUERMAN J 2 Pts paint missed (2 Out)			
08:25				15 TORFI MENESHIDI A Defensive Rebound
08:19		12-19	-7	8 DAGHAGHELEPOUR A 2-Pts paint made (2 In)
08:16				10 AHMADI A Assist
07:55	7 LEHMANN L 2-Pts paint made (2 In)	14-19	-5	
07:54	11 PASSIWAN D Assist			
07:36				9 HOSSEIN POUR E Turnover
07:28	Turnover			
07:17		14-21	-7	8 DAGHAGHELEPOUR A 2-Pts paint made (2 In)



## PLAY BY PLAY

文字比分播报

GER 73 vs 63 IRI

Attendance: 7262

Game Time	GER - Germany	Score	Lead	IRI - Iran
07:15				8 DAGHAGHELEPOUR A Fast Break
06:53	11 PASSIWAN D 2-Pts made (2 In)	16-21	-5	
06:52	9 FISCHER F Assist			
06:25				10 AHMADI A 3-Pts missed (3 Out)
06:25	Defensive Rebound			
06:25	Time out			
06:09	11 PASSIWAN D 2-Pts made (2 In)	18-21	-3	
06:08	7 LEHMANN L Assist			
05:51	11 PASSIWAN D Personal foul			
05:51				15 TORFI MENESHIDI A Foul On
05:51				15 TORFI MENESHIDI A Free Throw missed (1 Out)
05:51				15 TORFI MENESHIDI A Free Throw missed (1 Out)
05:48	11 PASSIWAN D Defensive Rebound			
05:40	11 PASSIWAN D Turnover			
05:40				8 DAGHAGHELEPOUR A Steal
05:40				9 HOSSEIN POUR E Turnover
05:25	11 PASSIWAN D 2 Pts paint missed (2 Out)			
05:24	15 KOHLER-LENZ D Offensive Rebound			
05:24	15 KOHLER-LENZ D 2-Pts paint made (2 In)	20-21	-1	
04:56				12 GHARIBLOO M 2-Pts missed (2 out)
04:53	11 PASSIWAN D Defensive Rebound			
04:42	15 KOHLER-LENZ D 2-Pts paint made (2 In)	22-21	+1	
04:42				Time out
04:25				15 TORFI MENESHIDI A 2 Pts paint missed (2 Out)
04:23	7 LEHMANN L Defensive Rebound			
04:08	11 PASSIWAN D 2-Pts made (2 In)	24-21	+3	
04:03	15 KOHLER-LENZ D Personal foul			
04:03				9 HOSSEIN POUR E Foul On
03:38		24-24	0	10 AHMADI A 3-Pts made (3 In)
03:18	11 PASSIWAN D 2-Pts made (2 In)	26-24	+2	
03:17	7 LEHMANN L Assist			
03:07				10 AHMADI A Turnover
02:58				8 DAGHAGHELEPOUR A Personal foul
02:58	11 PASSIWAN D Foul On			
02:39	11 PASSIWAN D 2-Pts made (2 In)	28-24	+4	
02:36	5 SCHUERMANN J Assist			
02:25				Tap off situation, throw-in
02:18	9 FISCHER F Personal foul			
02:18				15 TORFI MENESHIDI A Foul On
02:18		28-25	+3	15 TORFI MENESHIDI A Free Throw made (1 In)
02:18				15 TORFI MENESHIDI A Free Throw missed (1 Out)
02:15	15 KOHLER-LENZ D Defensive Rebound			



## PLAY BY PLAY

文字比分播报

GER 73 vs 63 IRI

Attendance: 7262

Game Time	GER - Germany	Score	Lead	IRI - Iran
02:00	15 KOHLER-LENZ D 2-Pts paint made (2 In)	30-25	+5	
01:33		30-27	+3	8 DAGHAGHELEPOUR A 2-Pts paint made (2 In)
01:32				10 AHMADI A Assist
01:19	11 PASSIWAN D 2-Pts missed (2 out)			
01:19	15 KOHLER-LENZ D Offensive Rebound			
01:19	15 KOHLER-LENZ D 2-Pts paint made (2 In)	32-27	+5	
01:19				9 HOSSEIN POUR E Personal foul
01:19	15 KOHLER-LENZ D Foul On			
01:11	15 KOHLER-LENZ D Free Throw missed (1 Out)			
01:10	15 KOHLER-LENZ D Offensive Rebound			
01:10	15 KOHLER-LENZ D 2 Pts paint missed (2 Out)			
01:08	7 LEHMANN L Offensive Rebound			
01:08	7 LEHMANN L 2 Pts paint missed (2 Out)			
01:07	11 PASSIWAN D Offensive Rebound			
01:07	11 PASSIWAN D 2-Pts paint made (2 In)	34-27	+7	
00:57				10 AHMADI A Player OUT ---->>
00:57				5 HESAMY ZADEH Z Player IN <<----
00:56				15 TORFI MENESHIDI A Offensive foul
00:56				15 TORFI MENESHIDI A Turnover
00:56	9 FISCHER F Foul On			
00:56	9 FISCHER F Steal			
00:48	15 KOHLER-LENZ D 2-Pts paint made (2 In)	36-27	+9	
00:48	9 FISCHER F Assist			
00:48				15 TORFI MENESHIDI A Personal foul
00:48	9 FISCHER F Foul On			
00:48				9 HOSSEIN POUR E Player OUT ---->>
00:48				6 MANSOURI H Player IN <<----
00:48	15 KOHLER-LENZ D Free Throw made (1 In)	37-27	+10	
00:36		37-29	+8	12 GHARIBLOO M 2-Pts paint made (2 In)
00:35				15 TORFI MENESHIDI A Assist
00:14	7 LEHMANN L 3-Pts missed (3 Out)			
00:14				Defensive Rebound
00:07				5 HESAMY ZADEH Z 3-Pts missed (3 Out)
00:06	7 LEHMANN L Defensive Rebound			
00:05	15 KOHLER-LENZ D 2-Pts paint made (2 In)	39-29	+10	
00:03	15 KOHLER-LENZ D Fast Break			
00:01	11 PASSIWAN D Assist			

### THIRD QUARTER

#### Quarter Starters:

**GER** 5 SCHUERMANN J      7 LEHMANN L      9 FISCHER F      11 PASSIWAN D      15 KOHLER-LENZ D  
**IRI** 8 DAGHAGHELEPOUR A      9 HOSSEIN POUR E      10 AHMADI A      12 GHARIBLOO M      15 TORFI MENESHIDI A



## PLAY BY PLAY

文字比分播报

GER 73 vs 63 IRI

Attendance: 7262

Game Time	GER - Germany	Score	Lead	IRI - Iran
10:00	5 SCHUERMANN J Player IN <<----			
10:00	7 LEHMANN L Player IN <<----			
10:00	9 FISCHER F Player IN <<----			
10:00	11 PASSIWAN D Player IN <<----			
10:00	15 KOHLER-LENZ D Player IN <<----			
10:00				8 DAGHAGHELEPOUR A Player IN <<----
10:00				9 HOSSEIN POUR E Player IN <<----
10:00				10 AHMADI A Player IN <<----
10:00				12 GHARIBLOO M Player IN <<----
10:00				15 TORFI MENESHIDI A Player IN <<----
09:57	Tap off situation, throw-in			
09:50	15 KOHLER-LENZ D 2 Pts paint missed (2 Out)			
09:49				12 GHARIBLOO M Defensive Rebound
09:36				15 TORFI MENESHIDI A 2 Pts paint missed (2 Out)
09:35	11 PASSIWAN D Defensive Rebound			
09:21	11 PASSIWAN D 2 Pts paint missed (2 Out)			
09:21				12 GHARIBLOO M Defensive Rebound
09:21	7 LEHMANN L Personal foul			
09:21				12 GHARIBLOO M Foul On
09:08				15 TORFI MENESHIDI A 2-Pts missed (2 out)
09:06	15 KOHLER-LENZ D Defensive Rebound			
08:51	11 PASSIWAN D 3-Pts missed (3 Out)			
08:49				15 TORFI MENESHIDI A Defensive Rebound
08:26				10 AHMADI A 2-Pts missed (2 out)
08:25	15 KOHLER-LENZ D Defensive Rebound			
08:17	7 LEHMANN L 2-Pts paint made (2 In)	41-29	+12	
08:15	7 LEHMANN L Fast Break			
08:14	11 PASSIWAN D Assist			
08:01		41-32	+9	10 AHMADI A 3-Pts made (3 In)
07:39	5 SCHUERMANN J 2-Pts made (2 In)	43-32	+11	
07:32	11 PASSIWAN D Personal foul			
07:32				12 GHARIBLOO M Foul On
07:32				9 HOSSEIN POUR E Player OUT ---->>
07:32				12 GHARIBLOO M Player OUT ---->>
07:32				4 BOLAGHINALOU S Player IN <<----
07:32				12 GHARIBLOO M Player IN <<----
07:32				15 TORFI MENESHIDI A Player OUT ---->>
07:32				14 GHOLAM AZAD V Player IN <<----
07:32	7 LEHMANN L Player OUT ---->>			
07:32	9 FISCHER F Player OUT ---->>			
07:32	11 PASSIWAN D Player OUT ---->>			
07:32	12 WOLK S Player IN <<----			





## PLAY BY PLAY

文字比分播报

GER 73 vs 63 IRI

Attendance: 7262

Game Time	GER - Germany	Score	Lead	IRI - Iran
07:32	8 BIENEK A Player IN <<----			
07:32	13 CHRISTINK L Player IN <<----			
07:17				10 AHMADI A 3-Pts missed (3 Out)
07:15	Defensive Rebound			
06:54	8 BIENEK A 2-Pts missed (2 out)			
06:52				8 DAGHAGHELEPOUR A Defensive Rebound
06:44	12 WOLK S Personal foul			
06:44				12 GHARIBLOO M Foul On
06:37	12 WOLK S Unsportmanlike foul			
06:37				10 AHMADI A Foul On
06:37		43-33	+10	10 AHMADI A Free Throw made (1 In)
06:37				10 AHMADI A Free Throw missed (1 Out)
06:37				10 AHMADI A Turnover
06:23	8 BIENEK A 2-Pts made (2 In)	45-33	+12	
05:55		45-35	+10	12 GHARIBLOO M 2-Pts made (2 In)
05:54				14 GHOLAM AZAD V Assist
05:37	8 BIENEK A 2-Pts missed (2 out)			
05:35				14 GHOLAM AZAD V Defensive Rebound
05:25				12 GHARIBLOO M 2 Pts paint missed (2 Out)
05:25	15 KOHLER-LENZ D Defensive Rebound			
05:07	8 BIENEK A 2-Pts made (2 In)	47-35	+12	
04:45				4 BOLAGHINALOU S Offensive foul
04:45				4 BOLAGHINALOU S Turnover
04:45	12 WOLK S Foul On			
04:45	12 WOLK S Steal			
04:27	15 KOHLER-LENZ D 2-Pts paint made (2 In)	49-35	+14	
04:26	13 CHRISTINK L Assist			
04:07				10 AHMADI A Turnover
04:07				4 BOLAGHINALOU S Player OUT ---->>
04:07				11 NAMI G Player IN <<----
03:48	5 SCHUERMAN J 2-Pts paint made (2 In)	51-35	+16	
03:44	13 CHRISTINK L Assist			
03:32		51-37	+14	10 AHMADI A 2-Pts paint made (2 In)
03:10	13 CHRISTINK L 2-Pts made (2 In)	53-37	+16	
02:55	8 BIENEK A Personal foul			
02:55				14 GHOLAM AZAD V Foul On
02:55				12 GHARIBLOO M Player OUT ---->>
02:55				15 TORFI MENESHIDI A Player IN <<----
02:55				14 GHOLAM AZAD V Free Throw missed (1 Out)
02:55		53-38	+15	14 GHOLAM AZAD V Free Throw made (1 In)
02:33	15 KOHLER-LENZ D 2 Pts paint missed (2 Out)			
02:32				14 GHOLAM AZAD V Defensive Rebound



## PLAY BY PLAY

文字比分播报

GER 73 vs 63 IRI

Attendance: 7262

Game Time	GER - Germany	Score	Lead	IRI - Iran
02:28				10 AHMADI A Turnover
02:28				Time out
02:14	8 BIENEK A 2-Pts missed (2 out)			
02:10				Defensive Rebound
01:58				8 DAGHAGHELEPOUR A 2 Pts paint missed (2 Out)
01:56				8 DAGHAGHELEPOUR A Offensive Rebound
01:54				8 DAGHAGHELEPOUR A Turnover
01:54				10 AHMADI A Player OUT ---->>
01:54				8 DAGHAGHELEPOUR A Player OUT ---->>
01:54				14 GHOLAM AZAD V Player OUT ---->>
01:54				4 BOLAGHINALOU S Player IN <<----
01:54				7 AHMADI E Player IN <<----
01:54				12 GHARIBLOO M Player IN <<----
01:35	12 WOLK S 2-Pts paint made (2 In)	55-38	+17	
01:34	13 CHRISTINK L Assist			
01:11		55-40	+15	12 GHARIBLOO M 2-Pts made (2 In)
00:54	8 BIENEK A 2-Pts made (2 In)	57-40	+17	
00:53	13 CHRISTINK L Assist			
00:37				15 TORFI MENESHIDI A 2-Pts missed (2 out)
00:33	15 KOHLER-LENZ D Defensive Rebound			
00:15	8 BIENEK A 2-Pts made (2 In)	59-40	+19	
00:05	15 KOHLER-LENZ D Personal foul			
00:05				7 AHMADI E Foul On
00:05	Time out			
00:05		59-41	+18	7 AHMADI E Free Throw made (1 In)
00:05		59-42	+17	7 AHMADI E Free Throw made (1 In)
00:02	12 WOLK S 2-Pts paint made (2 In)	61-42	+19	
00:01	8 BIENEK A Assist			

## FOURTH QUARTER

### Quarter Starters:

GER

IRI

Game Time	GER - Germany	Score	Lead	IRI - Iran
10:00	5 SCHUERMANN J Player IN <<----			
10:00	7 LEHMANN L Player IN <<----			
10:00	9 FISCHER F Player IN <<----			
10:00	11 PASSIWAN D Player IN <<----			
10:00	12 WOLK S Player IN <<----			
10:00				7 AHMADI E Player IN <<----
10:00				15 TORFI MENESHIDI A Player IN <<----
10:00				12 GHARIBLOO M Player IN <<----



## PLAY BY PLAY

文字比分播报

GER 73 vs 63 IRI

Attendance: 7262

Game Time	GER - Germany	Score	Lead	IRI - Iran
10:00				11 NAMI G Player IN <<----
10:00				4 BOLAGHINALOU S Player IN <<----
09:59				Tap off situation, throw-in
09:49				15 TORFI MENESHIDI A Turnover
09:49	7 LEHMANN L Steal			
09:49	7 LEHMANN L Turnover			
09:49				12 GHARIBLOO M Steal
09:42		61-44	+17	15 TORFI MENESHIDI A 2-Pts paint made (2 In)
09:41				7 AHMADI E Assist
09:19	9 FISCHER F Turnover			
09:04				7 AHMADI E 2 Pts paint missed (2 Out)
09:03				7 AHMADI E Offensive Rebound
09:03		61-46	+15	7 AHMADI E 2-Pts paint made (2 In)
08:42				4 BOLAGHINALOU S Personal foul
08:42	11 PASSIWAN D Foul On			
08:42				Time out
08:36	11 PASSIWAN D 2-Pts made (2 In)	63-46	+17	
08:21	9 FISCHER F Personal foul			
08:21				15 TORFI MENESHIDI A Foul On
08:05		63-48	+15	12 GHARIBLOO M 2-Pts paint made (2 In)
08:04				7 AHMADI E Assist
08:00	7 LEHMANN L Offensive foul			
08:00	7 LEHMANN L Turnover			
08:00				7 AHMADI E Foul On
08:00				7 AHMADI E Steal
07:50	7 LEHMANN L Personal foul			
07:50				12 GHARIBLOO M Foul On
07:50		63-49	+14	12 GHARIBLOO M Free Throw made (1 In)
07:50		63-50	+13	12 GHARIBLOO M Free Throw made (1 In)
07:50	12 WOLK S Player OUT ---->>			
07:50	15 KOHLER-LENZ D Player IN <<----			
07:41	11 PASSIWAN D Turnover			
07:41				15 TORFI MENESHIDI A Steal
07:28				15 TORFI MENESHIDI A 2 Pts paint missed (2 Out)
07:27	9 FISCHER F Defensive Rebound			
07:19	7 LEHMANN L 2-Pts paint made (2 In)	65-50	+15	
07:18	7 LEHMANN L Fast Break			
07:00	11 PASSIWAN D Steal			
07:00				7 AHMADI E Turnover
07:00				12 GHARIBLOO M Personal foul
07:00	11 PASSIWAN D Foul On			
06:39	15 KOHLER-LENZ D 2 Pts paint missed (2 Out)			



## PLAY BY PLAY

文字比分播报

GER 73 vs 63 IRI

Attendance: 7262

Game Time	GER - Germany	Score	Lead	IRI - Iran
06:39	15 KOHLER-LENZ D Offensive Rebound			
06:39	15 KOHLER-LENZ D 2 Pts paint missed (2 Out)			
06:39				Defensive Rebound
06:29	5 SCHUERMAN J Personal foul			
06:29				7 AHMADI E Foul On
06:18				12 GHARIBLOO M 2 Pts paint missed (2 Out)
06:16	15 KOHLER-LENZ D Defensive Rebound			
05:59	7 LEHMANN L 2 Pts paint missed (2 Out)			
05:58				7 AHMADI E Defensive Rebound
05:46		65-52	+13	15 TORFI MENESHIDI A 2-Pts paint made (2 In)
05:45				12 GHARIBLOO M Assist
05:30				11 NAMI G Personal foul
05:30	7 LEHMANN L Foul On			
05:30	7 LEHMANN L Free Throw missed (1 Out)			
05:30	7 LEHMANN L Free Throw missed (1 Out)			
05:27	Offensive Rebound			
05:21	15 KOHLER-LENZ D Turnover			
05:04				12 GHARIBLOO M Turnover
04:48	11 PASSIWAN D 2 Pts paint missed (2 Out)			
04:46				15 TORFI MENESHIDI A Defensive Rebound
04:45				15 TORFI MENESHIDI A Turnover
04:45	15 KOHLER-LENZ D Steal			
04:21	11 PASSIWAN D 3-Pts missed (3 Out)			
04:21				15 TORFI MENESHIDI A Defensive Rebound
04:21	7 LEHMANN L Personal foul			
04:21				15 TORFI MENESHIDI A Foul On
04:21	7 LEHMANN L Player OUT ---->>			
04:21	9 FISCHER F Player OUT ---->>			
04:21	11 PASSIWAN D Player OUT ---->>			
04:21	8 BIENEK A Player IN <<----			
04:21	12 WOLK S Player IN <<----			
04:21	13 CHRISTINK L Player IN <<----			
04:21		65-53	+12	15 TORFI MENESHIDI A Free Throw made (1 In)
04:21				15 TORFI MENESHIDI A Free Throw missed (1 Out)
04:18				Offensive Rebound
04:13		65-55	+10	7 AHMADI E 2-Pts paint made (2 In)
04:13				15 TORFI MENESHIDI A Assist
04:13	8 BIENEK A Personal foul			
04:13				7 AHMADI E Foul On
04:13				7 AHMADI E Free Throw missed (1 Out)
04:13	Defensive Rebound			
03:53	8 BIENEK A 2 Pts paint missed (2 Out)			



## PLAY BY PLAY

文字比分播报

GER 73 vs 63 IRI

Attendance: 7262

Game Time	GER - Germany	Score	Lead	IRI - Iran
03:53	Offensive Rebound			
03:31	13 CHRISTINK L 2-Pts made (2 In)	67-55	+12	
03:24	15 KOHLER-LENZ D Personal foul			
03:24				7 AHMADI E Foul On
03:24		67-56	+11	7 AHMADI E Free Throw made (1 In)
03:24				7 AHMADI E Free Throw missed (1 Out)
03:18	15 KOHLER-LENZ D Defensive Rebound			
03:09	8 BIENEK A 2 Pts paint missed (2 Out)			
03:09				4 BOLAGHINALOU S Personal foul
03:09	8 BIENEK A Foul On			
03:09	8 BIENEK A Offensive Rebound			
03:01				11 NAMI G Personal foul
03:01	12 WOLK S Foul On			
03:01	12 WOLK S Free Throw made (1 In)	68-56	+12	
03:01	12 WOLK S Free Throw made (1 In)	69-56	+13	
02:52				7 AHMADI E Turnover
02:26	5 SCHUERMAN J 2-Pts missed (2 out)			
02:24	15 KOHLER-LENZ D Offensive Rebound			
02:10	13 CHRISTINK L Turnover			
02:10	Time out			
01:54				7 AHMADI E 2 Pts paint missed (2 Out)
01:52	8 BIENEK A Defensive Rebound			
01:48	15 KOHLER-LENZ D 2-Pts paint made (2 In)	71-56	+15	
01:47	15 KOHLER-LENZ D Fast Break			
01:45	13 CHRISTINK L Assist			
01:29		71-58	+13	12 GHARIBLOO M 2-Pts paint made (2 In)
01:29	5 SCHUERMAN J Player OUT ---->>			
01:29	15 KOHLER-LENZ D Player OUT ---->>			
01:29	12 WOLK S Player OUT ---->>			
01:29	8 BIENEK A Player OUT ---->>			
01:29	6 QUALI M Player IN <<----			
01:29	10 KRESS A Player IN <<----			
01:29	11 PASSIWAN D Player IN <<----			
01:29	4 LOHMANN B Player IN <<----			
01:21				15 TORFI MENESHIDI A Personal foul
01:21	13 CHRISTINK L Foul On			
01:21	13 CHRISTINK L Free Throw made (1 In)	72-58	+14	
01:21	13 CHRISTINK L Free Throw made (1 In)	73-58	+15	
01:11		73-60	+13	12 GHARIBLOO M 2-Pts paint made (2 In)
01:11				15 TORFI MENESHIDI A Assist
01:05	4 LOHMANN B Turnover			
01:05				Time out



## PLAY BY PLAY

文字比分播报

GER 73 vs 63 IRI

Attendance: 7262

Game Time	GER - Germany	Score	Lead	IRI - Iran
00:45				12 GHARIBLOO M 2-Pts missed (2 out)
00:45	11 PASSIWAN D Defensive Rebound			
00:45				4 BOLAGHINALOU S Personal foul
00:45	11 PASSIWAN D Foul On			
00:45	11 PASSIWAN D Free Throw missed (1 Out)			
00:45				15 TORFI MENESHIDI A Free Throw missed (1 Out)
00:42				7 AHMADI E Defensive Rebound
00:30		73-62	+11	7 AHMADI E 2-Pts made (2 In)
00:20	10 KRESS A Turnover			
00:20				4 BOLAGHINALOU S Steal
00:20	11 PASSIWAN D Personal foul			
00:20				12 GHARIBLOO M Foul On
00:20				12 GHARIBLOO M Free Throw missed (1 Out)
00:20		73-63	+10	12 GHARIBLOO M Free Throw made (1 In)
00:01	11 PASSIWAN D 3-Pts missed (3 Out)			



## RESULTS

比赛成绩

### GER 39 vs 29 IRI

Attendance: 7262

Referee: GAUTHIER Sebastien (CAN)

Commissioner: COSSAER Dirk Lodewijk M (BEL)

Umpires: QUINTANA Matias (ARG); FARRUGIA Anna Valerie (FRA)

Classifier: MACKAY Kenneth (GBR)

		Q1		Q2	
Scoring by 5 min intervals:	GER	4	10	20	39
	IRI	8	15	21	29

#### GER - GERMANY

No.	Name	Sport Class	MIN	Field Goals		2 Points		3 Points		Free Throws		Rebounds			AS	TO	ST	BS	PF	FO	PTS
				M/A	%	M/A	%	M/A	%	M/A	%	OR	DR	TOT							
*4	LOHMANN Bjoern	1.0	08:03	0/1	0	0/1	0														0
*7	LEHMANN Lars	3.0	16:04	1/4	25	1/3	33	0/1	0			1	3	4	2	1	1				2
*12	WOLK Sebastian	4.0	08:03	0/3	0	0/3	0					1		1	1		1		2		0
*13	CHRISTINK Lars (C)	2.0	08:03	1/5	20	1/4	25	0/1	0			1		1	1		2			2	2
*15	KOHLER-LENZ Dirk	4.0	20:00	9/15	60	9/13	69	0/2	0	1/2	50	5	3	8		1			2	1	19
5	SCHUERMANN Jens	1.0	11:57	0/1	0	0/1	0								1				2		0
6	QUALI Mimoun	3.0	00:00																		0
8	BIENEK Andre	3.0	03:56	1/1	100	1/1	100						1	1	1						2
9	FISCHER Florian	1.5	11:57									1		1	2		1		1	2	0
10	KRESS Andreas	3.5	00:00																		0
11	PASSIWAN Dirk	4.5	11:57	7/12	58	7/12	58					1	3	4	3	1			2	1	14
14	COSKUN Ahmet	4.0	00:00																		0
Team/Coach																					
<b>Totals</b>				19/42	45	19/38	50	0/4	0	1/2	50	10	12	22	11	4	5		9	8	39
<b>Coach</b>		WIEGMANN Frits																			
<b>Assistant Coach</b>		MOERTL Sigg																			

#### IRI - ISLAMIC REPUBLIC of IRAN

No.	Name	Sport Class	MIN	Field Goals		2 Points		3 Points		Free Throws		Rebounds			AS	TO	ST	BS	PF	FO	PTS
				M/A	%	M/A	%	M/A	%	M/A	%	OR	DR	TOT							
*8	DAGHAGHELEPOUR Ahmad	1.5	20:00	3/4	75	3/3	100	0/1	0				6	6	2		1		3	1	6
*9	HOSSEIN POUR Esmaeel	1.5	19:12	1/2	50	1/2	50			1/2	50				3				2	3	3
*10	AHMADI Alireza	3.0	19:03	2/7	29	1/1	100	1/6	17	1/2	50		1	1	5	2			1	1	6
*12	GHARIBLOO Morteza	4.0	20:00	4/5	80	4/5	80			1/1	100	1	3	4						2	9
*15	TORFI MENESHIDI Adel	4.0	20:00	2/5	40	2/5	40			1/4	25		2	2	1	4	1		2	2	5
4	BOLAGHINALOU Saman	1.0	00:00																		0
5	HESAMY ZADEH Zakaria	2.5	00:57	0/1	0			0/1	0												0
6	MANSOURI Hakim	2.0	00:48																		0
7	AHMADI Ebrahim	4.0	00:00																		0
11	NAMI Gholamreza (C)	1.0	00:00																		0
13	SIEFI Bahman	2.0	00:00																		0
14	GHOLAM AZAD Vahid	4.5	00:00																		0
Team/Coach																					
<b>Totals</b>				12/24	50	11/16	69	1/8	13	4/9	44	1	13	14	8	9	2		8	9	29
<b>Coach</b>		KAMRAVA Abdolghafour																			
<b>Assistant Coach</b>		ESHGH Kamal																			

	GER	IRI
Points from Turnovers	6	4
Points in the Paint	20	20
Second Chance Points	10	2
Fast Break Points	0	0

	GER	IRI
Biggest Lead	10	8
Biggest Scoring Run	10-0(24-21)	8-0(0-8)
Lead Changes	1	
Times Tied	1	

#### Legend:

%	Shooting Percentage	(C)	Captain	*	Starters	AS	Assists
BS	Blocked Shots	DR	Defensive Rebounds	FO	Fouls On	M/A	Made/Attempts
MIN	Minutes Played	OR	Offensive Rebounds	PF	Fouls	PTS	Points
Qx	Quarter Time	ST	Steals	TO	Turnovers	TOT	Total Rebounds



## RESULTS

比赛成绩

### GER 73 vs 63 IRI

Attendance: 7262

Referee: GAUTHIER Sebastien (CAN)

Commissioner: COSSAER Dirk Lodewijk M (BEL)

Umpires: QUINTANA Matias (ARG); FARRUGIA Anna Valerie (FRA)

Classifier: MACKAY Kenneth (GBR)

		Q1		Q2		Q3		Q4	
Scoring by 5 min intervals:	GER	4	10	20	39	47	61	65	73
	IRI	8	15	21	29	35	42	52	63

#### GER - GERMANY

No.	Name	Sport Class	MIN	Field Goals		2 Points		3 Points		Free Throws		Rebounds			AS	TO	ST	BS	PF	FO	PTS	
				M/A	%	M/A	%	M/A	%	M/A	%	OR	DR	TOT								
*4	LOHMANN Bjoern	1.0	09:32	0/1	0	0/1	0									1					0	
*7	LEHMANN Lars	3.0	24:11	3/7	43	3/6	50	0/1	0	0/2	0	1	3	4	2	3	2		4	1	6	
*12	WOLK Sebastian	4.0	20:37	2/5	40	2/5	40			2/2	100	1		1	1		2		4	4	6	
*13	CHRISTINK Lars (C)	2.0	19:56	3/7	43	3/6	50	0/1	0	2/2	100	1		1	6	1	2			3	8	
*15	KOHLER-LENZ Dirk	4.0	36:21	11/21	52	11/19	58	0/2	0	1/2	50	7	9	16		2	1		4	1	23	
5	SCHUERMANNS Jens	1.0	30:28	2/4	50	2/4	50								1				3		4	
6	QUALI Mimoun	3.0	01:29																		0	
8	BIENEK Andre	3.0	14:20	5/10	50	5/10	50					1	2	3	2				2	1	10	
9	FISCHER Florian	1.5	20:04									1	1	2	2	1	1		2	2	0	
10	KRESS Andreas	3.5	01:29													1					0	
11	PASSIWAN Dirk	4.5	21:33	8/18	44	8/15	53	0/3	0	0/1	0	1	5	6	4	2	1		4	4	16	
14	COSKUN Ahmet	4.0	00:00																		0	
Team/Coach																						
<b>Totals</b>				34/73	47	34/66	52	0/7	0	5/9	56	15	24	39	18	12	9			23	16	73
Coach		WIEGMANN Frits																				
Assistant Coach		MOERTL Sigg																				

#### IRI - ISLAMIC REPUBLIC of IRAN

No.	Name	Sport Class	MIN	Field Goals		2 Points		3 Points		Free Throws		Rebounds			AS	TO	ST	BS	PF	FO	PTS	
				M/A	%	M/A	%	M/A	%	M/A	%	OR	DR	TOT								
*8	DAGHAGHELEPOUR Ahmad	1.5	28:06	3/5	60	3/4	75	0/1	0			1	7	8	2	1	1		3	1	6	
*9	HOSSEIN POUR Esmaeel	1.5	21:40	1/2	50	1/2	50			1/2	50					3			2	3	3	
*10	AHMADI Alireza	3.0	27:09	4/11	36	2/3	67	2/8	25	2/4	50	1	1	5	5				1	2	12	
*12	GHARIBLOO Morteza	4.0	38:59	9/13	69	9/13	69			4/5	80	1	5	6	1	1	1		1	7	22	
*15	TORFI MENESHIDI Adel	4.0	35:23	4/11	36	4/11	36			2/7	29	5	5	3	6	2			3	4	10	
4	BOLAGHINALOU Saman	1.0	15:19													1	1				0	
5	HESAMY ZADEH Zakaria	2.5	00:57	0/1	0			0/1	0												0	
6	MANSOURI Hakim	2.0	00:48																		0	
7	AHMADI Ebrahim	4.0	11:54	3/5	60	3/5	60			3/5	60	1	2	3	2	2	1			5	9	
11	NAMI Gholamreza (C)	1.0	14:07																2		0	
13	SIEFI Bahman	2.0	00:00																		0	
14	GHOLAM AZAD Vahid	4.5	05:38							1/2	50		2	2	1					1	1	
Team/Coach																						
<b>Totals</b>				24/48	50	22/38	58	2/10	20	13/25	52	4	25	29	14	19	6			16	23	63
Coach		KAMRAVA Abdolghafour																				
Assistant Coach		ESHGH Kamal																				

	GER	IRI
Points from Turnovers	10	11
Points in the Paint	34	36
Second Chance Points	14	6
Fast Break Points	0	0

	GER	IRI
Biggest Lead	19	8
Biggest Scoring Run	10-0(24-21)	8-0(0-8)
Lead Changes	1	
Times Tied	1	

#### Legend:

%	Shooting Percentage	(C)	Captain	*	Starters	AS	Assists
BS	Blocked Shots	DR	Defensive Rebounds	FO	Fouls On	M/A	Made/Attempts
MIN	Minutes Played	OR	Offensive Rebounds	OTx	Overtime	PF	Fouls
PTS	Points	Qx	Quarter Time	ST	Steals	TO	Turnovers
TOT	Total Rebounds						





## START LIST

首发名单

### RSA - JPN

**Referee:** KUERZI Bill (USA)  
**Umpires:** FARRUGIA Anna Valerie (FRA); PAVLOPOULOS Adrianos (GRE)

**Commissioner:** REHLING Detlef Klaus (GER)  
**Classifier:** DINH Trien Tan (FRA)

#### RSA - South Africa

No.	Name	Pos	Age	Sport Class	Current Games Statistics							
					PPG	FG%	3FG%	FT%	RPG	APG	MPG (GP)	
4	RETIEF Marcus	F	32	1.0	0.0	0				0.5		08:38 (4)
5	HARTNICK Shaun	F	34	1.0	0.0							06:26 (2)
6	WILLIAMS Ralph	G	38	2.0	2.0	50				1.0		11:25 (3)
7	TAYLOR Nicholas	G	28	2.0	16.3	51	46	50	5.3	2.8		36:26 (4)
8	GOVENDER Justin	F	30	1.0	1.0	25				2.3	0.8	23:07 (4)
9	GUMBI Siphamandla	G	33	3.0	0.7	20				0.3		05:34 (3)
10	PAPENFUS Marius (C)	G	30	2.5	7.5	44		100	3.0	2.0		32:10 (4)
11	ZONKE Thandile	G	26	3.5	2.0	67						07:35 (2)
12	CURLE David Nathaniel	F	26	3.5	8.5	35	40	44	7.3	1.8		35:23 (4)
13	WAITES Grant	F	35	4.0	1.7	33	0	50	1.7			06:56 (3)
14	NEL Jeremy	F	35	4.0	0.5	17		0	3.0	0.3		11:12 (4)
15	NORTJE Richard	F	27	4.5	18.0	51	0	55	7.5	1.0		28:04 (4)
Team			31.2		56.0	44	40	52	31.0	8.5		
<b>Coach</b>		SIERRA Vivian										
<b>Assistant Coach</b>		MOSUOE Kelebone										

RSA Played		
PR	IRI	62-73
PR	CAN	55-80
PR	GER	43-96
PR	SWE	64-58

#### JPN - Japan

No.	Name	Pos	Age	Sport Class	Current Games Statistics							
					PPG	FG%	3FG%	FT%	RPG	APG	MPG (GP)	
4	MIURA Fumiharu	G	29	2.5	0.5	13	0		0.5			02:39 (4)
5	MORI Noriyuki	F	37	2.0	0.8	50		50	1.3	0.3		08:32 (4)
6	MIYAJIMA Tetsuya	C	19	4.0	2.8	33	0	50	2.5	1.0		09:14 (4)
7	SATO Satoshi	F	32	1.0	0.3	0		50	1.0			09:35 (4)
8	KORETOMO Keisuke	G	37	3.0	3.0	50	0	0	2.0	0.5		07:51 (4)
9	KOZAI Hiroaki	F	20	3.5	17.0	44	32	58	4.8	1.8		26:53 (4)
10	SUZUKI Akimasa	F	31	3.5	8.0	47	0	40	6.3	1.8		27:58 (4)
11	FUJII Shingo (C)	G	30	1.5	2.5	31	0	0	3.5	1.5		27:49 (4)
12	KYOYA Kazuyuki	G	37	1.0	1.3	12	0	25	2.5	1.3		33:47 (4)
13	FUJIMOTO Reo	C	24	4.5	11.5	33	0	53	10.8	2.3		30:08 (4)
14	OSHIMA Tomohiko	C	37	4.0	3.3	29	33	80	2.3	0.5		12:57 (4)
15	MAEDA Kenzo	F	33	4.5	0.7	50			0.3	0.3		03:23 (3)
Team			30.5		51.3	36	18	48	37.5	11.0		
<b>Coach</b>		OKUHARA Akio										
<b>Assistant Coach</b>		SAKANO Haruo										

JPN Played		
PR	SWE	49-61
PR	GER	58-56
PR	IRI	50-69
PR	CAN	48-75

**Legend:**

3FG%	3 Field Goals %	APG	Assists per Game	C	Centre	F	Forward
FG%	Field Goals %	FT%	Free Throws %	G	Guard	GP	Games Played
MPG	Minutes Played per Game	Pos	Playing Position	PPG	Points per Game	PR	Preliminary Round
RPG	Rebounds per Game						



## PLAY BY PLAY

文字比分播报

RSA 27 vs 26 JPN

Attendance: 1302

		Q1		Q2	
Scoring by 5 min intervals:	RSA	8	17	21	27
	JPN	6	15	17	26

### FIRST QUARTER

#### Quarter Starters:

<b>RSA</b> 4 RETIEF M	7 TAYLOR N	10 PAPENFUS M	12 CURLE DN	15 NORTJE R
<b>JPN</b> 8 KORETOMO K	11 FUJII S	12 KYOYA K	13 FUJIMOTO R	14 OSHIMA T

Game Time	RSA - South Africa	Score	Lead	JPN - Japan
10:00	4 RETIEF M Player IN <<----			
10:00	7 TAYLOR N Player IN <<----			
10:00	10 PAPENFUS M Player IN <<----			
10:00	12 CURLE DN Player IN <<----			
10:00	15 NORTJE R Player IN <<----			
10:00				8 KORETOMO K Player IN <<----
10:00				11 FUJII S Player IN <<----
10:00				12 KYOYA K Player IN <<----
10:00				13 FUJIMOTO R Player IN <<----
10:00				14 OSHIMA T Player IN <<----
10:00	15 NORTJE R Tap off won			13 FUJIMOTO R Tap off lost
09:37	15 NORTJE R 2 Pts paint missed (2 Out)			
09:37	15 NORTJE R Offensive Rebound			
09:37				13 FUJIMOTO R Personal foul
09:37	15 NORTJE R Foul On			
09:37	15 NORTJE R Free Throw made (1 In)	1-0	+1	
09:37	15 NORTJE R Free Throw made (1 In)	2-0	+2	
09:31				8 KORETOMO K Turnover
09:15	7 TAYLOR N 2-Pts made (2 In)	4-0	+4	
08:59	10 PAPENFUS M Steal			
08:59				14 OSHIMA T Turnover
08:55	15 NORTJE R Fast Break			
08:55	15 NORTJE R 2-Pts paint made (2 In)	6-0	+6	
08:55	7 TAYLOR N Assist			
08:55				14 OSHIMA T Personal foul
08:55	15 NORTJE R Foul On			
08:55	15 NORTJE R Free Throw made (1 In)	7-0	+7	
08:34		7-2	+5	13 FUJIMOTO R 2-Pts made (2 In)
08:29				8 KORETOMO K Assist
08:14	15 NORTJE R 2-Pts missed (2 out)			
08:12				13 FUJIMOTO R Defensive Rebound
07:57				13 FUJIMOTO R 2-Pts missed (2 out)
07:54	7 TAYLOR N Defensive Rebound			
07:52	10 PAPENFUS M Offensive foul			



## PLAY BY PLAY

文字比分播报

RSA 27 vs 26 JPN

Attendance: 1302

Game Time	RSA - South Africa	Score	Lead	JPN - Japan
07:52	10 PAPENFUS M Turnover			
07:52				8 KORETOMO K Foul On
07:52				8 KORETOMO K Steal
07:35	12 CURLE DN Steal			
07:35				11 FUJII S Turnover
07:10	15 NORTJE R 3-Pts missed (3 Out)			
07:08				13 FUJIMOTO R Defensive Rebound
06:53				13 FUJIMOTO R 2-Pts missed (2 out)
06:51	15 NORTJE R Defensive Rebound			
06:41				8 KORETOMO K Personal foul
06:41	10 PAPENFUS M Foul On			
06:30	15 NORTJE R 2 Pts paint missed (2 Out)			
06:28				11 FUJII S Defensive Rebound
06:10				13 FUJIMOTO R Turnover
06:04	15 NORTJE R 2 Pts paint missed (2 Out)			
06:02				14 OSHIMA T Defensive Rebound
05:48		7-4	+3	8 KORETOMO K 2-Pts paint made (2 In)
05:41				12 KYOYA K Personal foul
05:41	15 NORTJE R Foul On			
05:41				11 FUJII S Player OUT ---->>
05:41				14 OSHIMA T Player OUT ---->>
05:41				5 MORI N Player IN <<----
05:41				10 SUZUKI A Player IN <<----
05:28	10 PAPENFUS M 2 Pts paint missed (2 Out)			
05:24				8 KORETOMO K Defensive Rebound
05:06		7-6	+1	10 SUZUKI A 2-Pts paint made (2 In)
05:05				8 KORETOMO K Assist
05:00				13 FUJIMOTO R Personal foul
05:00	15 NORTJE R Foul On			
05:00	Time out			
05:00				5 MORI N Player OUT ---->>
05:00				6 MIYAJIMA T Player IN <<----
05:00				13 FUJIMOTO R Player OUT ---->>
05:00				8 KORETOMO K Player OUT ---->>
05:00				14 OSHIMA T Player IN <<----
05:00				11 FUJII S Player IN <<----
05:00	15 NORTJE R Free Throw made (1 In)	8-6	+2	
04:57	15 NORTJE R Free Throw missed (1 Out)			
04:54				10 SUZUKI A Defensive Rebound
04:42	12 CURLE DN Turnover			
04:28	4 RETIEF M 2-Pts paint made (2 In)	10-6	+4	
04:27	7 TAYLOR N Assist			



## PLAY BY PLAY

文字比分播报

RSA 27 vs 26 JPN

Attendance: 1302

Game Time	RSA - South Africa	Score	Lead	JPN - Japan
04:18	4 RETIEF M Personal foul			
04:18				6 MIYAJIMA T Foul On
04:14		10-8	+2	10 SUZUKI A 2-Pts paint made (2 In)
04:12				11 FUJII S Assist
04:00				6 MIYAJIMA T Personal foul
04:00	10 PAPENFUS M Foul On			
04:00	10 PAPENFUS M Free Throw made (1 In)	11-8	+3	
04:00	10 PAPENFUS M Free Throw made (1 In)	12-8	+4	
03:44				10 SUZUKI A 2 Pts paint missed (2 Out)
03:43	10 PAPENFUS M Defensive Rebound			
03:37	15 NORTJE R 2 Pts paint missed (2 Out)			
03:36				6 MIYAJIMA T Defensive Rebound
03:36	10 PAPENFUS M Personal foul			
03:36				6 MIYAJIMA T Foul On
03:23		12-10	+2	14 OSHIMA T 2-Pts paint made (2 In)
03:20				6 MIYAJIMA T Assist
02:59				14 OSHIMA T Personal foul
02:59	12 CURLE DN Foul On			
02:59	12 CURLE DN Free Throw missed (1 Out)			
02:59	12 CURLE DN Free Throw missed (1 Out)			
02:59	12 CURLE DN Free Throw made (1 In)	13-10	+3	
02:43		13-12	+1	10 SUZUKI A 2-Pts paint made (2 In)
02:41				12 KYOYA K Assist
02:36				6 MIYAJIMA T Personal foul
02:36	10 PAPENFUS M Foul On			
02:36	10 PAPENFUS M Free Throw made (1 In)	14-12	+2	
02:36	10 PAPENFUS M Free Throw made (1 In)	15-12	+3	
02:36				Time out
02:24				12 KYOYA K 2-Pts missed (2 out)
02:20				6 MIYAJIMA T Offensive Rebound
02:20				6 MIYAJIMA T 2 Pts paint missed (2 Out)
02:17	15 NORTJE R Defensive Rebound			
01:55	10 PAPENFUS M 2-Pts missed (2 out)			
01:55				Defensive Rebound
01:40				6 MIYAJIMA T 2 Pts paint missed (2 Out)
01:38				12 KYOYA K Offensive Rebound
01:36	12 CURLE DN Personal foul			
01:36				6 MIYAJIMA T Foul On
01:36		15-13	+2	6 MIYAJIMA T Free Throw made (1 In)
01:36		15-14	+1	6 MIYAJIMA T Free Throw made (1 In)
01:20	15 NORTJE R Offensive foul			
01:20	15 NORTJE R Turnover			



## PLAY BY PLAY

文字比分播报

RSA 27 vs 26 JPN

Attendance: 1302

Game Time	RSA - South Africa	Score	Lead	JPN - Japan
01:20				14 OSHIMA T Foul On
01:20				14 OSHIMA T Steal
01:06	4 RETIEF M Personal foul			
01:06				10 SUZUKI A Foul On
01:06		15-15	0	10 SUZUKI A Free Throw made (1 In)
01:05				10 SUZUKI A Free Throw missed (1 Out)
01:03				6 MIYAJIMA T Offensive Rebound
00:59				14 OSHIMA T 2 Pts paint missed (2 Out)
00:56	15 NORTJE R Defensive Rebound			
00:46	12 CURLE DN Fast Break			
00:47	12 CURLE DN 2-Pts paint made (2 In)	17-15	+2	
00:33	12 CURLE DN Personal foul			
00:33				14 OSHIMA T Foul On
00:33				14 OSHIMA T Free Throw missed (1 Out)
00:33				14 OSHIMA T Free Throw missed (1 Out)
00:31	15 NORTJE R Defensive Rebound			
00:11	15 NORTJE R 2-Pts missed (2 out)			
00:09				12 KYOYA K Defensive Rebound
00:07				6 MIYAJIMA T Offensive foul
00:07				6 MIYAJIMA T Turnover
00:07	4 RETIEF M Foul On			
00:07	4 RETIEF M Steal			
00:00	12 CURLE DN 3-Pts missed (3 Out)			
00:00				10 SUZUKI A Defensive Rebound

## SECOND QUARTER

### Quarter Starters:

**RSA** 4 RETIEF M                      7 TAYLOR N                      10 PAPENFUS M                      12 CURLE DN                      15 NORTJE R  
**JPN** 14 OSHIMA T                      6 MIYAJIMA T                      10 SUZUKI A                      11 FUJII S                      12 KYOYA K

Game Time	RSA - South Africa	Score	Lead	JPN - Japan
10:00				14 OSHIMA T Player IN <<----
10:00				6 MIYAJIMA T Player IN <<----
10:00				10 SUZUKI A Player IN <<----
10:00				11 FUJII S Player IN <<----
10:00				12 KYOYA K Player IN <<----
10:00	4 RETIEF M Player IN <<----			
10:00	7 TAYLOR N Player IN <<----			
10:00	10 PAPENFUS M Player IN <<----			
10:00	12 CURLE DN Player IN <<----			
10:00	15 NORTJE R Player IN <<----			
09:50				12 KYOYA K Tap off situation, throw-in
09:43				6 MIYAJIMA T 2-Pts missed (2 out)



## PLAY BY PLAY

文字比分播报

RSA 27 vs 26 JPN

Attendance: 1302

Game Time	RSA - South Africa	Score	Lead	JPN - Japan
09:41	15 NORTJE R Defensive Rebound			
09:32	7 TAYLOR N 3-Pts missed (3 Out)			
09:27				6 MIYAJIMA T Defensive Rebound
09:11	7 TAYLOR N Steal			
09:11				14 OSHIMA T Turnover
09:07				11 FUJII S Personal foul
09:07	10 PAPENFUS M Foul On			
08:44	4 RETIEF M 2 Pts paint missed (2 Out)			
08:43				11 FUJII S Defensive Rebound
08:21				10 SUZUKI A 2-Pts missed (2 out)
08:18	4 RETIEF M Defensive Rebound			
08:03	12 CURLE DN 2 Pts paint missed (2 Out)			
07:58				11 FUJII S Defensive Rebound
07:58	Time out			
07:47	7 TAYLOR N Blocked Shot			
07:47				6 MIYAJIMA T 2 Pts paint missed (2 Out)
07:47				Offensive Rebound
07:42	10 PAPENFUS M Steal			
07:42				11 FUJII S Turnover
07:35	15 NORTJE R Fast Break			
07:35	15 NORTJE R 2-Pts paint made (2 In)	19-15	+4	
07:33	7 TAYLOR N Assist			
07:04				10 SUZUKI A 3-Pts missed (3 Out)
07:04	Defensive Rebound			
07:04				6 MIYAJIMA T Player OUT ---->>
07:04				14 OSHIMA T Player OUT ---->>
07:04				9 KOZAI H Player IN <<----
07:04				13 FUJIMOTO R Player IN <<----
06:40	15 NORTJE R 2 Pts paint missed (2 Out)			
06:38	10 PAPENFUS M Offensive Rebound			
06:38	10 PAPENFUS M 2-Pts paint made (2 In)	21-15	+6	
06:27				11 FUJII S Turnover
06:18	7 TAYLOR N 3-Pts missed (3 Out)			
06:16				12 KYOYA K Defensive Rebound
06:16	7 TAYLOR N Personal foul			
06:16				12 KYOYA K Foul On
06:00				9 KOZAI H 2-Pts missed (2 out)
05:56				10 SUZUKI A Offensive Rebound
05:56	12 CURLE DN Personal foul			
05:56				13 FUJIMOTO R Foul On
05:56		21-16	+5	13 FUJIMOTO R Free Throw made (1 In)
05:56		21-17	+4	13 FUJIMOTO R Free Throw made (1 In)



## PLAY BY PLAY

文字比分播报

RSA 27 vs 26 JPN

Attendance: 1302

Game Time	RSA - South Africa	Score	Lead	JPN - Japan
05:40	15 NORTJE R 3-Pts missed (3 Out)			
05:36				12 KYOYA K Defensive Rebound
05:14				Turnover
04:53	15 NORTJE R 2-Pts missed (2 out)			
04:51				13 FUJIMOTO R Defensive Rebound
04:39		21-19	+2	13 FUJIMOTO R 2-Pts paint made (2 In)
04:37				11 FUJII S Assist
04:11	12 CURLE DN 2-Pts missed (2 out)			
04:09				10 SUZUKI A Defensive Rebound
04:03	7 TAYLOR N Personal foul			
04:03				9 KOZAI H Foul On
04:03	10 PAPPENFUS M Player OUT ---->>			
04:03	15 NORTJE R Player OUT ---->>			
04:03	13 WAITES G Player IN <<----			
04:03	11 ZONKE T Player IN <<----			
03:50				9 KOZAI H 2-Pts missed (2 out)
03:49	13 WAITES G Defensive Rebound			
03:40	12 CURLE DN Fast Break			
03:40	12 CURLE DN 2-Pts paint made (2 In)	23-19	+4	
03:34	11 ZONKE T Assist			
03:22				10 SUZUKI A Turnover
02:59	7 TAYLOR N 2-Pts made (2 In)	25-19	+6	
02:57	11 ZONKE T Assist			
02:39				11 FUJII S 2 Pts paint missed (2 Out)
02:37	13 WAITES G Defensive Rebound			
02:28	4 RETIEF M 2-Pts paint made (2 In)	27-19	+8	
02:27	7 TAYLOR N Assist			
02:27				Time out
02:15	11 ZONKE T Steal			
02:15				11 FUJII S Turnover
02:15				10 SUZUKI A Personal foul
02:15	7 TAYLOR N Foul On			
02:00	13 WAITES G 2 Pts paint missed (2 Out)			
01:58				13 FUJIMOTO R Defensive Rebound
01:37				13 FUJIMOTO R 2-Pts missed (2 out)
01:30				13 FUJIMOTO R Offensive Rebound
01:28		27-21	+6	13 FUJIMOTO R 2-Pts paint made (2 In)
01:12	11 ZONKE T 2 Pts paint missed (2 Out)			
01:12				Defensive Rebound
01:12				10 SUZUKI A Player OUT ---->>
01:12				11 FUJII S Player OUT ---->>
01:12				5 MORI N Player IN <<----



## PLAY BY PLAY

文字比分播报

RSA 27 vs 26 JPN

Attendance: 1302

Game Time	RSA - South Africa	Score	Lead	JPN - Japan
01:12				8 KORETOMO K Player IN <<----
00:54	12 CURLE DN Personal foul			
00:54				8 KORETOMO K Foul On
00:41		27-23	+4	9 KOZAI H 2-Pts made (2 In)
00:37				5 MORI N Assist
00:33	11 ZONKE T Offensive foul			
00:33	11 ZONKE T Turnover			
00:33				8 KORETOMO K Foul On
00:33				8 KORETOMO K Steal
00:24	12 CURLE DN Steal			
00:24				8 KORETOMO K Turnover
00:24	12 CURLE DN Turnover			
00:13	4 RETIEF M Personal foul			
00:13				8 KORETOMO K Foul On
00:13		27-24	+3	8 KORETOMO K Free Throw made (1 In)
00:13				8 KORETOMO K Free Throw missed (1 Out)
00:09				13 FUJIMOTO R Offensive Rebound
00:09		27-26	+1	13 FUJIMOTO R 2-Pts paint made (2 In)
00:00	11 ZONKE T 2-Pts missed (2 out)			





## PLAY BY PLAY

文字比分播报

RSA 58 vs 60 JPN

Attendance: 1302

Scoring by 5 min intervals:		Q1		Q2		Q3		Q4	
RSA		8	17	21	27	37	43	46	58
JPN		6	15	17	26	30	40	53	60

### FIRST QUARTER

#### Quarter Starters:

<b>RSA</b> 4 RETIEF M	7 TAYLOR N	10 PAPENFUS M	12 CURLE DN	15 NORTJE R
<b>JPN</b> 8 KORETOMO K	11 FUJII S	12 KYOYA K	13 FUJIMOTO R	14 OSHIMA T

Game Time	RSA - South Africa	Score	Lead	JPN - Japan
10:00	4 RETIEF M Player IN <<----			
10:00	7 TAYLOR N Player IN <<----			
10:00	10 PAPENFUS M Player IN <<----			
10:00	12 CURLE DN Player IN <<----			
10:00	15 NORTJE R Player IN <<----			
10:00				8 KORETOMO K Player IN <<----
10:00				11 FUJII S Player IN <<----
10:00				12 KYOYA K Player IN <<----
10:00				13 FUJIMOTO R Player IN <<----
10:00				14 OSHIMA T Player IN <<----
10:00	15 NORTJE R Tap off won			13 FUJIMOTO R Tap off lost
09:37	15 NORTJE R 2 Pts paint missed (2 Out)			
09:37	15 NORTJE R Offensive Rebound			
09:37				13 FUJIMOTO R Personal foul
09:37	15 NORTJE R Foul On			
09:37	15 NORTJE R Free Throw made (1 In)	1-0	+1	
09:37	15 NORTJE R Free Throw made (1 In)	2-0	+2	
09:31				8 KORETOMO K Turnover
09:15	7 TAYLOR N 2-Pts made (2 In)	4-0	+4	
08:59	10 PAPENFUS M Steal			
08:59				14 OSHIMA T Turnover
08:55	15 NORTJE R Fast Break			
08:55	15 NORTJE R 2-Pts paint made (2 In)	6-0	+6	
08:55	7 TAYLOR N Assist			
08:55				14 OSHIMA T Personal foul
08:55	15 NORTJE R Foul On			
08:55	15 NORTJE R Free Throw made (1 In)	7-0	+7	
08:34		7-2	+5	13 FUJIMOTO R 2-Pts made (2 In)
08:29				8 KORETOMO K Assist
08:14	15 NORTJE R 2-Pts missed (2 out)			
08:12				13 FUJIMOTO R Defensive Rebound
07:57				13 FUJIMOTO R 2-Pts missed (2 out)
07:54	7 TAYLOR N Defensive Rebound			
07:52	10 PAPENFUS M Offensive foul			



## PLAY BY PLAY

文字比分播报

RSA 58 vs 60 JPN

Attendance: 1302

Game Time	RSA - South Africa	Score	Lead	JPN - Japan
07:52	10 PAPENFUS M Turnover			
07:52				8 KORETOMO K Foul On
07:52				8 KORETOMO K Steal
07:35	12 CURLE DN Steal			
07:35				11 FUJII S Turnover
07:10	15 NORTJE R 3-Pts missed (3 Out)			
07:08				13 FUJIMOTO R Defensive Rebound
06:53				13 FUJIMOTO R 2-Pts missed (2 out)
06:51	15 NORTJE R Defensive Rebound			
06:41				8 KORETOMO K Personal foul
06:41	10 PAPENFUS M Foul On			
06:30	15 NORTJE R 2 Pts paint missed (2 Out)			
06:28				11 FUJII S Defensive Rebound
06:10				13 FUJIMOTO R Turnover
06:04	15 NORTJE R 2 Pts paint missed (2 Out)			
06:02				14 OSHIMA T Defensive Rebound
05:48		7-4	+3	8 KORETOMO K 2-Pts paint made (2 In)
05:41				12 KYOYA K Personal foul
05:41	15 NORTJE R Foul On			
05:41				11 FUJII S Player OUT ---->>
05:41				14 OSHIMA T Player OUT ---->>
05:41				5 MORI N Player IN <<----
05:41				10 SUZUKI A Player IN <<----
05:28	10 PAPENFUS M 2 Pts paint missed (2 Out)			
05:24				8 KORETOMO K Defensive Rebound
05:06		7-6	+1	10 SUZUKI A 2-Pts paint made (2 In)
05:05				8 KORETOMO K Assist
05:00				13 FUJIMOTO R Personal foul
05:00	15 NORTJE R Foul On			
05:00	Time out			
05:00				5 MORI N Player OUT ---->>
05:00				6 MIYAJIMA T Player IN <<----
05:00				13 FUJIMOTO R Player OUT ---->>
05:00				8 KORETOMO K Player OUT ---->>
05:00				14 OSHIMA T Player IN <<----
05:00				11 FUJII S Player IN <<----
05:00	15 NORTJE R Free Throw made (1 In)	8-6	+2	
04:57	15 NORTJE R Free Throw missed (1 Out)			
04:54				10 SUZUKI A Defensive Rebound
04:42	12 CURLE DN Turnover			
04:28	4 RETIEF M 2-Pts paint made (2 In)	10-6	+4	
04:27	7 TAYLOR N Assist			



## PLAY BY PLAY

文字比分播报

RSA 58 vs 60 JPN

Attendance: 1302

Game Time	RSA - South Africa	Score	Lead	JPN - Japan
04:18	4 RETIEF M Personal foul			
04:18				6 MIYAJIMA T Foul On
04:14		10-8	+2	10 SUZUKI A 2-Pts paint made (2 In)
04:12				11 FUJII S Assist
04:00				6 MIYAJIMA T Personal foul
04:00	10 PAPENFUS M Foul On			
04:00	10 PAPENFUS M Free Throw made (1 In)	11-8	+3	
04:00	10 PAPENFUS M Free Throw made (1 In)	12-8	+4	
03:44				10 SUZUKI A 2 Pts paint missed (2 Out)
03:43	10 PAPENFUS M Defensive Rebound			
03:37	15 NORTJE R 2 Pts paint missed (2 Out)			
03:36				6 MIYAJIMA T Defensive Rebound
03:36	10 PAPENFUS M Personal foul			
03:36				6 MIYAJIMA T Foul On
03:23		12-10	+2	14 OSHIMA T 2-Pts paint made (2 In)
03:20				6 MIYAJIMA T Assist
02:59				14 OSHIMA T Personal foul
02:59	12 CURLE DN Foul On			
02:59	12 CURLE DN Free Throw missed (1 Out)			
02:59	12 CURLE DN Free Throw missed (1 Out)			
02:59	12 CURLE DN Free Throw made (1 In)	13-10	+3	
02:43		13-12	+1	10 SUZUKI A 2-Pts paint made (2 In)
02:41				12 KYOYA K Assist
02:36				6 MIYAJIMA T Personal foul
02:36	10 PAPENFUS M Foul On			
02:36	10 PAPENFUS M Free Throw made (1 In)	14-12	+2	
02:36	10 PAPENFUS M Free Throw made (1 In)	15-12	+3	
02:36				Time out
02:24				12 KYOYA K 2-Pts missed (2 out)
02:20				6 MIYAJIMA T Offensive Rebound
02:20				6 MIYAJIMA T 2 Pts paint missed (2 Out)
02:17	15 NORTJE R Defensive Rebound			
01:55	10 PAPENFUS M 2-Pts missed (2 out)			
01:55				Defensive Rebound
01:40				6 MIYAJIMA T 2 Pts paint missed (2 Out)
01:38				12 KYOYA K Offensive Rebound
01:36	12 CURLE DN Personal foul			
01:36				6 MIYAJIMA T Foul On
01:36		15-13	+2	6 MIYAJIMA T Free Throw made (1 In)
01:36		15-14	+1	6 MIYAJIMA T Free Throw made (1 In)
01:20	15 NORTJE R Offensive foul			
01:20	15 NORTJE R Turnover			



## PLAY BY PLAY

文字比分播报

RSA 58 vs 60 JPN

Attendance: 1302

Game Time	RSA - South Africa	Score	Lead	JPN - Japan
01:20				14 OSHIMA T Foul On
01:20				14 OSHIMA T Steal
01:06	4 RETIEF M Personal foul			
01:06				10 SUZUKI A Foul On
01:06		15-15	0	10 SUZUKI A Free Throw made (1 In)
01:05				10 SUZUKI A Free Throw missed (1 Out)
01:03				6 MIYAJIMA T Offensive Rebound
00:59				14 OSHIMA T 2 Pts paint missed (2 Out)
00:56	15 NORTJE R Defensive Rebound			
00:46	12 CURLE DN Fast Break			
00:47	12 CURLE DN 2-Pts paint made (2 In)	17-15	+2	
00:33	12 CURLE DN Personal foul			
00:33				14 OSHIMA T Foul On
00:33				14 OSHIMA T Free Throw missed (1 Out)
00:33				14 OSHIMA T Free Throw missed (1 Out)
00:31	15 NORTJE R Defensive Rebound			
00:11	15 NORTJE R 2-Pts missed (2 out)			
00:09				12 KYOYA K Defensive Rebound
00:07				6 MIYAJIMA T Offensive foul
00:07				6 MIYAJIMA T Turnover
00:07	4 RETIEF M Foul On			
00:07	4 RETIEF M Steal			
00:00	12 CURLE DN 3-Pts missed (3 Out)			
00:00				10 SUZUKI A Defensive Rebound

## SECOND QUARTER

### Quarter Starters:

**RSA** 4 RETIEF M      7 TAYLOR N      10 PAPENFUS M      12 CURLE DN      15 NORTJE R  
**JPN** 14 OSHIMA T      6 MIYAJIMA T      10 SUZUKI A      11 FUJII S      12 KYOYA K

Game Time	RSA - South Africa	Score	Lead	JPN - Japan
10:00				14 OSHIMA T Player IN <<----
10:00				6 MIYAJIMA T Player IN <<----
10:00				10 SUZUKI A Player IN <<----
10:00				11 FUJII S Player IN <<----
10:00				12 KYOYA K Player IN <<----
10:00	4 RETIEF M Player IN <<----			
10:00	7 TAYLOR N Player IN <<----			
10:00	10 PAPENFUS M Player IN <<----			
10:00	12 CURLE DN Player IN <<----			
10:00	15 NORTJE R Player IN <<----			
09:50				12 KYOYA K Tap off situation, throw-in
09:43				6 MIYAJIMA T 2-Pts missed (2 out)



## PLAY BY PLAY

文字比分播报

RSA 58 vs 60 JPN

Attendance: 1302

Game Time	RSA - South Africa	Score	Lead	JPN - Japan
09:41	15 NORTJE R Defensive Rebound			
09:32	7 TAYLOR N 3-Pts missed (3 Out)			
09:27				6 MIYAJIMA T Defensive Rebound
09:11	7 TAYLOR N Steal			
09:11				14 OSHIMA T Turnover
09:07				11 FUJII S Personal foul
09:07	10 PAPENFUS M Foul On			
08:44	4 RETIEF M 2 Pts paint missed (2 Out)			
08:43				11 FUJII S Defensive Rebound
08:21				10 SUZUKI A 2-Pts missed (2 out)
08:18	4 RETIEF M Defensive Rebound			
08:03	12 CURLE DN 2 Pts paint missed (2 Out)			
07:58				11 FUJII S Defensive Rebound
07:58	Time out			
07:47	7 TAYLOR N Blocked Shot			
07:47				6 MIYAJIMA T 2 Pts paint missed (2 Out)
07:47				Offensive Rebound
07:42	10 PAPENFUS M Steal			
07:42				11 FUJII S Turnover
07:35	15 NORTJE R Fast Break			
07:35	15 NORTJE R 2-Pts paint made (2 In)	19-15	+4	
07:33	7 TAYLOR N Assist			
07:04				10 SUZUKI A 3-Pts missed (3 Out)
07:04	Defensive Rebound			
07:04				6 MIYAJIMA T Player OUT ---->>
07:04				14 OSHIMA T Player OUT ---->>
07:04				9 KOZAI H Player IN <<----
07:04				13 FUJIMOTO R Player IN <<----
06:40	15 NORTJE R 2 Pts paint missed (2 Out)			
06:38	10 PAPENFUS M Offensive Rebound			
06:38	10 PAPENFUS M 2-Pts paint made (2 In)	21-15	+6	
06:27				11 FUJII S Turnover
06:18	7 TAYLOR N 3-Pts missed (3 Out)			
06:16				12 KYOYA K Defensive Rebound
06:16	7 TAYLOR N Personal foul			
06:16				12 KYOYA K Foul On
06:00				9 KOZAI H 2-Pts missed (2 out)
05:56				10 SUZUKI A Offensive Rebound
05:56	12 CURLE DN Personal foul			
05:56				13 FUJIMOTO R Foul On
05:56		21-16	+5	13 FUJIMOTO R Free Throw made (1 In)
05:56		21-17	+4	13 FUJIMOTO R Free Throw made (1 In)



## PLAY BY PLAY

文字比分播报

RSA 58 vs 60 JPN

Attendance: 1302

Game Time	RSA - South Africa	Score	Lead	JPN - Japan
05:40	15 NORTJE R 3-Pts missed (3 Out)			
05:36				12 KYOYA K Defensive Rebound
05:14				Turnover
04:53	15 NORTJE R 2-Pts missed (2 out)			
04:51				13 FUJIMOTO R Defensive Rebound
04:39		21-19	+2	13 FUJIMOTO R 2-Pts paint made (2 In)
04:37				11 FUJII S Assist
04:11	12 CURLE DN 2-Pts missed (2 out)			
04:09				10 SUZUKI A Defensive Rebound
04:03	7 TAYLOR N Personal foul			
04:03				9 KOZAI H Foul On
04:03	10 PAPERFUS M Player OUT ---->>			
04:03	15 NORTJE R Player OUT ---->>			
04:03	13 WAITES G Player IN <<----			
04:03	11 ZONKE T Player IN <<----			
03:50				9 KOZAI H 2-Pts missed (2 out)
03:49	13 WAITES G Defensive Rebound			
03:40	12 CURLE DN Fast Break			
03:40	12 CURLE DN 2-Pts paint made (2 In)	23-19	+4	
03:34	11 ZONKE T Assist			
03:22				10 SUZUKI A Turnover
02:59	7 TAYLOR N 2-Pts made (2 In)	25-19	+6	
02:57	11 ZONKE T Assist			
02:39				11 FUJII S 2 Pts paint missed (2 Out)
02:37	13 WAITES G Defensive Rebound			
02:28	4 RETIEF M 2-Pts paint made (2 In)	27-19	+8	
02:27	7 TAYLOR N Assist			
02:27				Time out
02:15	11 ZONKE T Steal			
02:15				11 FUJII S Turnover
02:15				10 SUZUKI A Personal foul
02:15	7 TAYLOR N Foul On			
02:00	13 WAITES G 2 Pts paint missed (2 Out)			
01:58				13 FUJIMOTO R Defensive Rebound
01:37				13 FUJIMOTO R 2-Pts missed (2 out)
01:30				13 FUJIMOTO R Offensive Rebound
01:28		27-21	+6	13 FUJIMOTO R 2-Pts paint made (2 In)
01:12	11 ZONKE T 2 Pts paint missed (2 Out)			
01:12				Defensive Rebound
01:12				10 SUZUKI A Player OUT ---->>
01:12				11 FUJII S Player OUT ---->>
01:12				5 MORI N Player IN <<----



## PLAY BY PLAY

文字比分播报

RSA 58 vs 60 JPN

Attendance: 1302

Game Time	RSA - South Africa	Score	Lead	JPN - Japan
01:12				8 KORETOMO K Player IN <<----
00:54	12 CURLE DN Personal foul			
00:54				8 KORETOMO K Foul On
00:41		27-23	+4	8 KORETOMO K 2-Pts made (2 In)
00:37				5 MORI N Assist
00:33	11 ZONKE T Offensive foul			
00:33	11 ZONKE T Turnover			
00:33				8 KORETOMO K Foul On
00:33				8 KORETOMO K Steal
00:24	12 CURLE DN Steal			
00:24				8 KORETOMO K Turnover
00:24	12 CURLE DN Turnover			
00:13	4 RETIEF M Personal foul			
00:13				8 KORETOMO K Foul On
00:13		27-24	+3	8 KORETOMO K Free Throw made (1 In)
00:13				8 KORETOMO K Free Throw missed (1 Out)
00:09				13 FUJIMOTO R Offensive Rebound
00:09		27-26	+1	13 FUJIMOTO R 2-Pts paint made (2 In)
00:00	11 ZONKE T 2-Pts missed (2 out)			

## THIRD QUARTER

### Quarter Starters:

RSA 4 RETIEF M                      8 GOVENDER J                      11 ZONKE T                      15 NORTJE R                      14 NEL J  
JPN 5 MORI N                      8 KORETOMO K                      9 KOZAI H                      13 FUJIMOTO R                      12 KYOYA K

Game Time	RSA - South Africa	Score	Lead	JPN - Japan
10:00	4 RETIEF M Player IN <<----			
10:00	8 GOVENDER J Player IN <<----			
10:00	11 ZONKE T Player IN <<----			
10:00	15 NORTJE R Player IN <<----			
10:00	14 NEL J Player IN <<----			
10:00				5 MORI N Player IN <<----
10:00				8 KORETOMO K Player IN <<----
10:00				9 KOZAI H Player IN <<----
10:00				13 FUJIMOTO R Player IN <<----
10:00				12 KYOYA K Player IN <<----
00:00	4 RETIEF M Tap off situation, throw-in			
09:51	14 NEL J 2 Pts paint missed (2 Out)			
09:49				13 FUJIMOTO R Defensive Rebound
09:29				5 MORI N 2 Pts paint missed (2 Out)
09:27	15 NORTJE R Defensive Rebound			
09:12	4 RETIEF M Offensive foul			
09:12	4 RETIEF M Turnover			



## PLAY BY PLAY

文字比分播报

RSA 58 vs 60 JPN

Attendance: 1302

Game Time	RSA - South Africa	Score	Lead	JPN - Japan
09:12				12 KYOYA K Foul On
09:12				12 KYOYA K Steal
09:00				8 KORETOMO K 2 Pts paint missed (2 Out)
08:59	14 NEL J Defensive Rebound			
08:48	15 NORTJE R 2 Pts paint missed (2 Out)			
08:47	15 NORTJE R Offensive Rebound			
08:47	15 NORTJE R 2 Pts paint missed (2 Out)			
08:43	15 NORTJE R Offensive Rebound			
08:43	15 NORTJE R 2 Pts paint missed (2 Out)			
08:40	14 NEL J Offensive Rebound			
08:40	14 NEL J 2-Pts paint made (2 In)	29-26	+3	
08:31	8 GOVENDER J Personal foul			
08:31				5 MORI N Foul On
08:28				9 KOZAI H 2 Pts paint missed (2 Out)
08:24				12 KYOYA K Offensive Rebound
08:20	11 ZONKE T Personal foul			
08:20				9 KOZAI H Foul On
08:11		29-28	+1	13 FUJIMOTO R 2-Pts paint made (2 In)
08:09				9 KOZAI H Assist
07:54	4 RETIEF M 2-Pts made (2 In)	31-28	+3	
07:41		31-30	+1	9 KOZAI H 2-Pts paint made (2 In)
07:39				8 KORETOMO K Assist
07:20	15 NORTJE R 2-Pts paint made (2 In)	33-30	+3	
07:18	8 GOVENDER J Assist			
07:00				8 KORETOMO K 3-Pts missed (3 Out)
06:57	14 NEL J Defensive Rebound			
06:41	11 ZONKE T 2-Pts missed (2 out)			
06:37				8 KORETOMO K Defensive Rebound
06:28				9 KOZAI H 2 Pts paint missed (2 Out)
06:26	14 NEL J Defensive Rebound			
06:20	8 GOVENDER J Fast Break			
06:19	8 GOVENDER J 2-Pts paint made (2 In)	35-30	+5	
06:16	11 ZONKE T Assist			
05:57				13 FUJIMOTO R 2 Pts paint missed (2 Out)
05:57				5 MORI N Offensive Rebound
05:53				9 KOZAI H 2 Pts paint missed (2 Out)
05:50	15 NORTJE R Blocked Shot			
05:48	15 NORTJE R Defensive Rebound			
05:38	8 GOVENDER J 2-Pts paint made (2 In)	37-30	+7	
05:30				8 KORETOMO K Offensive foul
05:30				8 KORETOMO K Turnover
05:30	11 ZONKE T Foul On			





## PLAY BY PLAY

文字比分播报

RSA 58 vs 60 JPN

Attendance: 1302

Game Time	RSA - South Africa	Score	Lead	JPN - Japan
05:30	11 ZONKE T Steal			
05:30				Time out
05:30				9 KOZAI H Player OUT ---->>
05:30				11 FUJII S Player IN <<----
05:30				5 MORI N Player OUT ---->>
05:30				14 OSHIMA T Player IN <<----
05:01	15 NORTJE R 2-Pts missed (2 out)			
04:58				8 KORETOMO K Defensive Rebound
04:49				14 OSHIMA T 2-Pts missed (2 out)
04:45				8 KORETOMO K Offensive Rebound
04:43		37-33	+4	8 KORETOMO K 3-Pts made (3 In)
04:21	11 ZONKE T 2-Pts missed (2 out)			
04:19				13 FUJIMOTO R Defensive Rebound
04:17	11 ZONKE T Personal foul			
04:17				8 KORETOMO K Foul On
04:17		37-34	+3	8 KORETOMO K Free Throw made (1 In)
04:17		37-35	+2	8 KORETOMO K Free Throw made (1 In)
03:56				14 OSHIMA T Personal foul
03:56	14 NEL J Foul On			
03:47	14 NEL J 2 Pts paint missed (2 Out)			
03:44				14 OSHIMA T Defensive Rebound
03:35				8 KORETOMO K 3-Pts missed (3 Out)
03:33	15 NORTJE R Defensive Rebound			
03:30	11 ZONKE T Fast Break			
03:26	11 ZONKE T 2-Pts paint made (2 In)	39-35	+4	
03:23	15 NORTJE R Assist			
02:58	15 NORTJE R Steal			
02:58				14 OSHIMA T Turnover
02:53				8 KORETOMO K Personal foul
02:53	4 RETIEF M Foul On			
02:37	14 NEL J 2 Pts paint missed (2 Out)			
02:29				5 MORI N Defensive Rebound
02:23				8 KORETOMO K Player OUT ---->>
02:23				5 MORI N Player IN <<----
02:23				12 KYOYA K Player OUT ---->>
02:23				4 MIURA F Player IN <<----
02:23	15 NORTJE R Personal foul			
02:23				14 OSHIMA T Foul On
02:23				5 MORI N Player OUT ---->>
02:23				12 KYOYA K Player IN <<----
02:23				4 MIURA F Player OUT ---->>
02:23				8 KORETOMO K Player IN <<----



## PLAY BY PLAY

文字比分播报

RSA 58 vs 60 JPN

Attendance: 1302

Game Time	RSA - South Africa	Score	Lead	JPN - Japan
02:23				Time out
02:23		39-36	+3	14 OSHIMA T Free Throw made (1 In)
02:23				14 OSHIMA T Free Throw missed (1 Out)
02:21	11 ZONKE T Defensive Rebound			
01:56	11 ZONKE T 2-Pts missed (2 out)			
01:54				14 OSHIMA T Defensive Rebound
01:42				13 FUJIMOTO R 2 Pts paint missed (2 Out)
01:40	14 NEL J Defensive Rebound			
01:31	8 GOVENDER J 2-Pts paint made (2 In)	41-36	+5	
01:30	15 NORTJE R Assist			
01:10		41-38	+3	14 OSHIMA T 2-Pts paint made (2 In)
01:09				12 KYOYA K Assist
00:56	15 NORTJE R Fast Break			
00:55	15 NORTJE R 2-Pts paint made (2 In)	43-38	+5	
00:52	11 ZONKE T Assist			
00:32				12 KYOYA K 2 Pts paint missed (2 Out)
00:28				13 FUJIMOTO R Offensive Rebound
00:28				13 FUJIMOTO R 2 Pts paint missed (2 Out)
00:24	15 NORTJE R Defensive Rebound			
00:18	14 NEL J Offensive foul			
00:18	14 NEL J Turnover			
00:18				12 KYOYA K Foul On
00:18				12 KYOYA K Steal
00:00		43-40	+3	13 FUJIMOTO R 2-Pts paint made (2 In)
00:00				8 KORETOMO K Assist

## FOURTH QUARTER

### Quarter Starters:

**RSA** 4 RETIEF M      8 GOVENDER J      11 ZONKE T      15 NORTJE R      14 NEL J  
**JPN** 8 KORETOMO K      11 FUJII S      12 KYOYA K      13 FUJIMOTO R      14 OSHIMA T

Game Time	RSA - South Africa	Score	Lead	JPN - Japan
10:00	8 GOVENDER J Player IN <<----			
10:00	11 ZONKE T Player IN <<----			
10:00	14 NEL J Player IN <<----			
10:00	4 RETIEF M Player IN <<----			
10:00	15 NORTJE R Player IN <<----			
10:00				8 KORETOMO K Player IN <<----
10:00				11 FUJII S Player IN <<----
10:00				12 KYOYA K Player IN <<----
10:00				13 FUJIMOTO R Player IN <<----
10:00				14 OSHIMA T Player IN <<----
10:00	14 NEL J Tap off situation, throw-in			



## PLAY BY PLAY

文字比分播报

RSA 58 vs 60 JPN

Attendance: 1302

Game Time	RSA - South Africa	Score	Lead	JPN - Japan
09:46				13 FUJIMOTO R 2 Pts paint missed (2 Out)
09:44	15 NORTJE R Defensive Rebound			
09:41	11 ZONKE T Turnover			
09:18		43-42	+1	12 KYOYA K 2-Pts paint made (2 In)
09:16				11 FUJII S Assist
08:15	11 ZONKE T 2-Pts made (2 In)	45-42	+3	
08:12		45-44	+1	8 KORETOMO K 2-Pts made (2 In)
08:12	8 GOVENDER J 2 Pts paint missed (2 Out)			
08:12				Defensive Rebound
08:12				13 FUJIMOTO R 2 Pts paint missed (2 Out)
08:12				13 FUJIMOTO R Offensive Rebound
08:12		45-46	-1	13 FUJIMOTO R 2-Pts paint made (2 In)
07:53	14 NEL J 2 Pts paint missed (2 Out)			
07:45	11 ZONKE T Offensive Rebound			
07:41	11 ZONKE T 2 Pts paint missed (2 Out)			
07:39				8 KORETOMO K Defensive Rebound
07:32	14 NEL J Personal foul			
07:32				8 KORETOMO K Foul On
07:32	14 NEL J Player OUT ---->>			
07:32	13 WAITES G Player IN <<----			
07:32				8 KORETOMO K Free Throw missed (1 Out)
07:32		45-47	-2	8 KORETOMO K Free Throw made (1 In)
07:11	11 ZONKE T 3-Pts missed (3 Out)			
07:06				12 KYOYA K Defensive Rebound
07:06				14 OSHIMA T Offensive foul
07:06				14 OSHIMA T Turnover
07:06	11 ZONKE T Foul On			
07:06	11 ZONKE T Steal			
06:55	15 NORTJE R Offensive foul			
06:55	15 NORTJE R Turnover			
06:55				8 KORETOMO K Foul On
06:55				8 KORETOMO K Steal
06:44		45-49	-4	13 FUJIMOTO R 2-Pts paint made (2 In)
06:34	11 ZONKE T Player OUT ---->>			
06:34	13 WAITES G Player OUT ---->>			
06:34	8 GOVENDER J Player OUT ---->>			
06:34	7 TAYLOR N Player IN <<----			
06:34	10 PAPENFUS M Player IN <<----			
06:34	12 CURLE DN Player IN <<----			
06:34	15 NORTJE R Player IN <<----			
06:23	15 NORTJE R 2 Pts paint missed (2 Out)			
06:22				Defensive Rebound



## PLAY BY PLAY

文字比分播报

RSA 58 vs 60 JPN

Attendance: 1302

Game Time	RSA - South Africa	Score	Lead	JPN - Japan
06:03		45-51	-6	8 KORETOMO K 2-Pts paint made (2 In)
05:46				8 KORETOMO K Personal foul
05:46	15 NORTJE R Foul On			
05:46	15 NORTJE R Free Throw missed (1 Out)			
05:46	15 NORTJE R Free Throw made (1 In)	46-51	-5	
05:32	4 RETIEF M Personal foul			
05:32				14 OSHIMA T Foul On
05:32	4 RETIEF M Player OUT ---->>			
05:32	8 GOVENDER J Player IN <<----			
05:32		46-52	-6	14 OSHIMA T Free Throw made (1 In)
05:32		46-53	-7	14 OSHIMA T Free Throw made (1 In)
05:15				14 OSHIMA T Steal
05:15	7 TAYLOR N Turnover			
04:48				Turnover
04:26	12 CURLE DN 2-Pts missed (2 out)			
04:24				14 OSHIMA T Defensive Rebound
04:21	Time out			
04:21				Turnover
04:21	Steal			
04:21	8 GOVENDER J Turnover			
04:21				14 OSHIMA T Steal
03:50				13 FUJIMOTO R 2-Pts missed (2 out)
03:50				Offensive Rebound
03:37				13 FUJIMOTO R Turnover
03:37				14 OSHIMA T Personal foul
03:37	15 NORTJE R Foul On			
03:37				14 OSHIMA T Player OUT ---->>
03:37				8 KORETOMO K Player OUT ---->>
03:37				10 SUZUKI A Player IN <<----
03:37				9 KOZAI H Player IN <<----
03:13	7 TAYLOR N 3-Pts made (3 In)	49-53	-4	
02:54				10 SUZUKI A 2 Pts paint missed (2 Out)
02:53				10 SUZUKI A Offensive Rebound
02:48				9 KOZAI H 2 Pts paint missed (2 Out)
02:47	8 GOVENDER J Defensive Rebound			
02:30	15 NORTJE R 2-Pts made (2 In)	51-53	-2	
02:28	7 TAYLOR N Assist			
02:14				13 FUJIMOTO R Turnover
02:01	8 GOVENDER J 2-Pts paint made (2 In)	53-53	0	
01:59	10 PAPANFUS M Assist			
01:42	15 NORTJE R Technical foul			
01:42				13 FUJIMOTO R Free Throw missed (1 Out)



## PLAY BY PLAY

文字比分播报

RSA 58 vs 60 JPN

Attendance: 1302

Game Time	RSA - South Africa	Score	Lead	JPN - Japan
01:42				13 FUJIMOTO R Free Throw missed (1 Out)
01:33	7 TAYLOR N Personal foul			
01:33				9 KOZAI H Foul On
01:33		53-54	-1	9 KOZAI H Free Throw made (1 In)
01:33		53-55	-2	9 KOZAI H Free Throw made (1 In)
01:26				10 SUZUKI A Personal foul
01:26	12 CURLE DN Foul On			
01:03	8 GOVENDER J 2-Pts paint made (2 In)	55-55	0	
01:03	15 NORTJE R Assist			
00:45		55-57	-2	13 FUJIMOTO R 2-Pts made (2 In)
00:27	7 TAYLOR N 3-Pts made (3 In)	58-57	+1	
00:27				Time out
00:11		58-59	-1	9 KOZAI H 2-Pts made (2 In)
00:02	15 NORTJE R Turnover			
00:01	15 NORTJE R Personal foul			
00:01				9 KOZAI H Foul On
00:01	Time out			
00:01		58-60	-2	9 KOZAI H Free Throw made (1 In)
00:01	15 NORTJE R Player OUT ---->>			
00:01	13 WAITES G Player IN <<----			
00:01				9 KOZAI H Free Throw missed (1 Out)
00:01				10 SUZUKI A Offensive Rebound
00:01				10 SUZUKI A Turnover
00:01	Time out			
00:00	10 PAPERFUS M 3-Pts missed (3 Out)			



## RESULTS

比赛成绩

### RSA 27 vs 26 JPN

Attendance: 1302

Referee: KUERZI Bill (USA)

Commissioner: REHLING Detlef Klaus (GER)

Umpires: FARRUGIA Anna Valerie (FRA); PAVLOPOULOS Adrianos (GRE)

Classifier: DINH Trien Tan (FRA)

		Q1		Q2	
Scoring by 5 min intervals:	RSA	8	17	21	27
	JPN	6	15	17	26

#### RSA - SOUTH AFRICA

No.	Name	Sport Class	MIN	Field Goals		2 Points		3 Points		Free Throws		Rebounds			AS	TO	ST	BS	PF	FO	PTS
				M/A	%	M/A	%	M/A	%	M/A	%	OR	DR	TOT							
*4	RETIEF Marcus	1.0	20:00	2/3	67	2/3	67					1	1			1			3	1	4
*7	TAYLOR Nicholas	2.0	20:00	2/4	50	2/2	100	0/2	0			1	1	4		1	1		2	1	4
*10	PAPENFUS Marius (C)	2.5	15:57	1/3	33	1/3	33			4/4	100	1	1	2		1	2		2	4	6
*12	CURLE David Nathaniel	3.5	20:00	2/5	40	2/4	50	0/1	0	1/3	33					2	2		4	1	5
*15	NORTJE Richard	4.5	15:57	2/12	17	2/10	20	0/2	0	4/5	80	1	5	6		1			1	4	8
5	HARTNICK Shaun	1.0	00:00																		0
6	WILLIAMS Ralph	2.0	00:00																		0
8	GOVENDER Justin	1.0	00:00																		0
9	GUMBI Siphamandla	3.0	00:00																		0
11	ZONKE Thandile	3.5	04:03	0/2	0	0/2	0								2	1	1		1		0
13	WAITES Grant	4.0	04:03	0/1	0	0/1	0								2	2					0
14	NEL Jeremy	4.0	00:00																		0
Team/Coach																					
<b>Totals</b>				9/30	30	9/25	36	0/5	0	9/12	75	2	11	13	6	5	7	1	13	11	27
<b>Coach</b>		SIERRA Vivian																			
<b>Assistant Coach</b>		MOSUOE Kelebone																			

#### JPN - JAPAN

No.	Name	Sport Class	MIN	Field Goals		2 Points		3 Points		Free Throws		Rebounds			AS	TO	ST	BS	PF	FO	PTS	
				M/A	%	M/A	%	M/A	%	M/A	%	OR	DR	TOT								
*8	KORETOMO Keisuke	3.0	06:12	1/1	100	1/1	100			1/2	50		1	1	2	2	2		1	4	3	
*11	FUJII Shingo (C)	1.5	18:07	0/1	0	0/1	0						3	3	2	4			1		0	
*12	KYOYA Kazuyuki	1.0	20:00	0/1	0	0/1	0					1	3	4	1				1	1	0	
*13	FUJIMOTO Reo	4.5	12:04	4/7	57	4/7	57			2/2	100	2	4	6		1			2	1	10	
*14	OSHIMA Tomohiko	4.0	12:15	1/2	50	1/2	50			0/2	0	1	1	2		2	1		2	2	2	
4	MIURA Fumiharu	2.5	00:00																		0	
5	MORI Noriyuki	2.0	01:53												1						0	
6	MIYAJIMA Tetsuya	4.0	07:56	0/4	0	0/4	0			2/2	100	2	2	4	1	1			3	3	2	
7	SATO Satoshi	1.0	00:00																		0	
9	KOZAI Hiroaki	3.5	07:04	1/3	33	1/3	33													1	2	
10	SUZUKI Akimasa	3.5	14:29	3/6	50	3/5	60	0/1	0	1/2	50	1	3	4		1			1	1	7	
15	MAEDA Kenzo	4.5	00:00																		0	
Team/Coach																						
<b>Totals</b>				10/25	40	10/24	42	0/1	0	6/10	60	7	19	26	7	12	3			11	13	26
<b>Coach</b>		OKUHARA Akio																				
<b>Assistant Coach</b>		SAKANO Haruo																				

	RSA	JPN
Points from Turnovers	8	4
Points in the Paint	14	16
Second Chance Points	4	8
Fast Break Points	8	0

	RSA	JPN
Biggest Lead	8	0
Biggest Scoring Run	7-0(7-0)	7-0(27-26)
Lead Changes	1	
Times Tied	1	

#### Legend:

%	Shooting Percentage	(C)	Captain	*	Starters	AS	Assists
BS	Blocked Shots	DR	Defensive Rebounds	FO	Fouls On	M/A	Made/Attempts
MIN	Minutes Played	OR	Offensive Rebounds	PF	Fouls	PTS	Points
Qx	Quarter Time	ST	Steals	TO	Turnovers	TOT	Total Rebounds



## RESULTS

比赛成绩

### RSA 58 vs 60 JPN

Attendance: 1302

Referee: KUERZI Bill (USA)

Commissioner: REHLING Detlef Klaus (GER)

Umpires: FARRUGIA Anna Valerie (FRA); PAVLOPOULOS Adrianos (GRE)

Classifier: DINH Trien Tan (FRA)

		Q1		Q2		Q3		Q4	
Scoring by 5 min intervals:	RSA	8	17	21	27	37	43	46	58
	JPN	6	15	17	26	30	40	53	60

#### RSA - SOUTH AFRICA

No.	Name	Sport Class	MIN	Field Goals		2 Points		3 Points		Free Throws		Rebounds			AS	TO	ST	BS	PF	FO	PTS
				M/A	%	M/A	%	M/A	%	M/A	%	OR	DR	TOT							
*4	RETIEF Marcus	1.0	34:28	3/4	75	3/4	75						1	1		1	1		5	2	6
*7	TAYLOR Nicholas	2.0	26:34	4/6	67	2/2	100	2/4	50				1	1	5	1	1	1	3	1	10
*10	PAPENFUS Marius (C)	2.5	22:31	1/4	25	1/3	33	0/1	0	4/4	100	1	1	2	1	1	2		2	4	6
*12	CURLE David Nathaniel	3.5	26:34	2/6	33	2/5	40	0/1	0	1/3	33				2	2			4	2	5
*15	NORTJE Richard	4.5	32:30	5/20	25	5/18	28	0/2	0	5/7	71	3	10	13	3	3	1	1	5	6	15
5	HARTNICK Shaun	1.0	00:00																		0
6	WILLIAMS Ralph	2.0	00:00																		0
8	GOVENDER Justin	1.0	18:58	5/6	83	5/6	83						1	1	1	1			1		10
9	GUMBI Siphamandla	3.0	00:00																		0
11	ZONKE Thandile	3.5	17:29	2/9	22	2/8	25	0/1	0			1	1	2	4	2	3		3	2	4
13	WAITES Grant	4.0	05:02	0/1	0	0/1	0						2	2							0
14	NEL Jeremy	4.0	12:28	1/5	20	1/5	20					1	4	5		1			2	1	2
Team/Coach																					
<b>Totals</b>				23/61	38	21/52	40	2/9	22	10/14	71	6	22	28	14	12	11	2	25	18	58
<b>Coach</b>		SIERRA Vivian																			
<b>Assistant Coach</b>		MOSUOE Kelebone																			

#### JPN - JAPAN

No.	Name	Sport Class	MIN	Field Goals		2 Points		3 Points		Free Throws		Rebounds			AS	TO	ST	BS	PF	FO	PTS	
				M/A	%	M/A	%	M/A	%	M/A	%	OR	DR	TOT								
*8	KORETOMO Keisuke	3.0	22:35	5/8	63	4/5	80	1/3	33	4/6	67	1	4	5	4	3	3		4	7	15	
*11	FUJII Shingo (C)	1.5	33:37	0/1	0	0/1	0						3	3	3	4			1		0	
*12	KYOYA Kazuyuki	1.0	40:00	1/3	33	1/3	33					2	4	6	2		2		1	3	2	
*13	FUJIMOTO Reo	4.5	32:04	9/18	50	9/18	50			2/4	50	4	6	10		3			2	1	20	
*14	OSHIMA Tomohiko	4.0	24:08	2/4	50	2/4	50			3/6	50		4	4		4	3		5	4	7	
4	MIURA Fumiharu	2.5	00:00																		0	
5	MORI Noriyuki	2.0	06:23	0/1	0	0/1	0					1	1	2	1					1	0	
6	MIYAJIMA Tetsuya	4.0	07:56	0/4	0	0/4	0			2/2	100	2	2	4	1	1			3	3	2	
7	SATO Satoshi	1.0	00:00																		0	
9	KOZAI Hiroaki	3.5	15:11	2/8	25	2/8	25			3/4	75				1					4	7	
10	SUZUKI Akimasa	3.5	18:06	3/7	43	3/6	50	0/1	0	1/2	50	3	3	6		2			2	1	7	
15	MAEDA Kenzo	4.5	00:00																		0	
Team/Coach																						
<b>Totals</b>				22/54	41	21/50	42	1/4	25	15/24	63	15	31	46	12	20	8			18	24	60
<b>Coach</b>		OKUHARA Akio																				
<b>Assistant Coach</b>		SAKANO Haruo																				

	RSA	JPN
Points from Turnovers	10	10
Points in the Paint	32	32
Second Chance Points	10	15
Fast Break Points	14	0

	RSA	JPN
Biggest Lead	8	7
Biggest Scoring Run	7-0(7-0)	9-0(45-51)
Lead Changes	4	
Times Tied	3	

#### Legend:

%	Shooting Percentage	(C)	Captain	*	Starters	AS	Assists
BS	Blocked Shots	DR	Defensive Rebounds	FO	Fouls On	M/A	Made/Attempts
MIN	Minutes Played	OR	Offensive Rebounds	OTx	Overtime	PF	Fouls
PTS	Points	Qx	Quarter Time	ST	Steals	TO	Turnovers
TOT	Total Rebounds						



## START LIST

首发名单

### GER - SWE

**Referee:** GOMEZ RUF Antonia (ESP)  
**Umpires:** ROJA Cristian (ITA); GIORDANO Sergio (CAN)

**Commissioner:** LOVE Greg (AUS)  
**Classifier:** TSUNEMI Hiroshi (JPN)

#### GER - Germany

No.	Name	Pos	Age	Sport Class	Current Games Statistics						
					PPG	FG%	3FG%	FT%	RPG	APG	MPG (GP)
4	LOHMANN Bjoern	F	29	1.0	1.8	20		75	1.3	0.3	14:16 (4)
5	SCHUERMANN Jens	F	27	1.0	1.5	23			1.3	0.5	25:43 (4)
6	QUALI Mimoun	F	33	3.0	3.0	43			0.5		05:26 (2)
7	LEHMANN Lars	G	31	3.0	6.0	37	33	9	4.3	3.0	20:44 (4)
8	BIENEK Andre	C	21	3.0	8.3	47		43	5.5	1.8	18:22 (4)
9	FISCHER Florian	F/G	31	1.5	2.0	43	0	100	1.5	1.0	17:26 (4)
10	KRESS Andreas	C	22	3.5	1.7	50		50	1.0		03:05 (3)
11	PASSIWAN Dirk	F/G	31	4.5	14.8	38	0	56	5.0	2.3	18:53 (4)
12	WOLK Sebastian	C	27	4.0	5.8	53		83	1.8	0.8	15:04 (4)
13	CHRISTINK Lars (C)	G	36	2.0	8.8	38	25	67	1.8	4.3	21:42 (4)
15	KOHLER-LENZ Dirk	C	40	4.0	11.8	50	0	58	10.5	0.8	28:41 (4)
Team			29.8		63.3	41	10	53	33.8	14.5	
<b>Coach</b>		WIEGMANN Frits									
<b>Assistant Coach</b>		MOERTL Sigggi									

GER Played		
PR	CAN	59-62
PR	JPN	56-58
PR	RSA	96-43
PR	IRI	73-63

#### SWE - Sweden

No.	Name	Pos	Age	Sport Class	Current Games Statistics						
					PPG	FG%	3FG%	FT%	RPG	APG	MPG (GP)
4	NYLANDER Patrik	F	28	2.0	2.0	33			0.7		12:08 (3)
5	GUSTAVSSON Joachim	F	36	3.5	9.0	44		50	5.8	0.3	22:13 (4)
6	LARSSON Niclas	F	39	1.0	0.3	0		50	1.3	0.3	09:49 (4)
7	BYQVIST Per	C	40	3.0	1.3	33		0	3.3		11:57 (3)
8	ABLORH Enoch (C)	G	36	4.0	7.8	37		75	2.5	2.0	19:47 (4)
9	WALLIN Dan	C	34	4.0	5.8	36	0	71	6.8	0.3	19:11 (4)
10	HAIDARI Hussein	G	29	3.0	17.8	41	18	39	6.8	5.8	36:59 (4)
11	KOHLSTROM Peter	F	33	2.5	9.5	36		55	3.8	1.5	28:33 (4)
12	AKERBERG Thomas	F	40	3.0	0.0	0	0		0.3		06:25 (3)
13	LARSSON Thomas	F	39	1.0	0.5	33			1.3	1.5	21:04 (4)
14	LINDEN Joakim	F	19	2.5	8.3	56		54	5.3	0.7	23:01 (3)
15	MENG Robin	G	18	3.0	0.0				2.0	1.0	08:51 (1)
Team			32.6		59.3	38	15	49	35.8	12.3	
<b>Coach</b>		LOPES Ines									
<b>Assistant Coach</b>		ANDER Nils					ANDERSSON Lars Gunnar				

SWE Played		
PR	JPN	61-49
PR	IRI	66-92
PR	CAN	52-62
PR	RSA	58-64

#### Legend:

3FG%	3 Field Goals %	APG	Assists per Game	C	Centre	F	Forward
FG%	Field Goals %	FT%	Free Throws %	G	Guard	GP	Games Played
MPG	Minutes Played per Game	Pos	Playing Position	PPG	Points per Game	PR	Preliminary Round
RPG	Rebounds per Game						





## PLAY BY PLAY

文字比分播报

GER 37 vs 39 SWE

Attendance: 7684

		Q1		Q2	
Scoring by 5 min intervals:	GER	8	20	29	37
	SWE	9	18	29	39

### FIRST QUARTER

#### Quarter Starters:

GER 5 SCHUERMANN J	7 LEHMANN L	9 FISCHER F	11 PASSIWAN D	15 KOHLER-LENZ D
SWE 5 GUSTAVSSON J	6 LARSSON N	9 WALLIN D	10 HAIDARI H	11 KOHLSTROM P

Game Time	GER - Germany	Score	Lead	SWE - Sweden
10:00	5 SCHUERMANN J Player IN <<----			
10:00	7 LEHMANN L Player IN <<----			
10:00	9 FISCHER F Player IN <<----			
10:00	11 PASSIWAN D Player IN <<----			
10:00	15 KOHLER-LENZ D Player IN <<----			
10:00				5 GUSTAVSSON J Player IN <<----
10:00				6 LARSSON N Player IN <<----
10:00				9 WALLIN D Player IN <<----
10:00				10 HAIDARI H Player IN <<----
10:00				11 KOHLSTROM P Player IN <<----
10:00	15 KOHLER-LENZ D Tap off won			9 WALLIN D Tap off lost
09:45	15 KOHLER-LENZ D 2 Pts paint missed (2 Out)			
09:44				5 GUSTAVSSON J Defensive Rebound
09:33				9 WALLIN D 2 Pts paint missed (2 Out)
09:30				9 WALLIN D Offensive Rebound
09:30				9 WALLIN D 2 Pts paint missed (2 Out)
09:27	15 KOHLER-LENZ D Defensive Rebound			
09:11	7 LEHMANN L 2-Pts paint made (2 In)	2-0	+2	
09:10	11 PASSIWAN D Assist			
08:43		2-2	0	5 GUSTAVSSON J 2-Pts made (2 In)
08:26	7 LEHMANN L 2-Pts missed (2 out)			
08:25	7 LEHMANN L Offensive Rebound			
08:25	7 LEHMANN L 2 Pts paint missed (2 Out)			
08:23				5 GUSTAVSSON J Defensive Rebound
08:13		2-4	-2	9 WALLIN D 2-Pts paint made (2 In)
08:12				10 HAIDARI H Assist
08:04				10 HAIDARI H Assist
07:53	11 PASSIWAN D 2-Pts paint made (2 In)	4-4	0	
07:51	7 LEHMANN L Assist			
07:42	15 KOHLER-LENZ D Personal foul			
07:42				10 HAIDARI H Foul On
07:42				10 HAIDARI H Free Throw missed (1 Out)
07:42		4-5	-1	10 HAIDARI H Free Throw made (1 In)
07:34	15 KOHLER-LENZ D Turnover			



## PLAY BY PLAY

文字比分播报

GER 37 vs 39 SWE

Attendance: 7684

Game Time	GER - Germany	Score	Lead	SWE - Sweden
07:22				11 KOHLSTROM P 2 Pts paint missed (2 Out)
07:22	5 SCHUERMANN J Defensive Rebound			
06:58	11 PASSIWAN D 2-Pts missed (2 out)			
06:57				9 WALLIN D Defensive Rebound
06:42		4-7	-3	9 WALLIN D 2-Pts paint made (2 In)
06:40				10 HAIDARI H Assist
06:16	5 SCHUERMANN J 2-Pts paint made (2 In)	6-7	-1	
06:14	7 LEHMANN L Assist			
05:53				5 GUSTAVSSON J 2-Pts missed (2 out)
05:51	15 KOHLER-LENZ D Defensive Rebound			
05:39	11 PASSIWAN D 2-Pts paint made (2 In)	8-7	+1	
05:24		8-9	-1	5 GUSTAVSSON J 2-Pts paint made (2 In)
05:09	7 LEHMANN L 2-Pts missed (2 out)			
05:07				11 KOHLSTROM P Defensive Rebound
05:06	7 LEHMANN L Personal foul			
05:06				10 HAIDARI H Foul On
04:54		8-11	-3	9 WALLIN D 2-Pts paint made (2 In)
04:53				5 GUSTAVSSON J Assist
04:41				10 HAIDARI H Personal foul
04:41	7 LEHMANN L Foul On			
04:41	7 LEHMANN L Free Throw made (1 In)	9-11	-2	
04:40	7 LEHMANN L Free Throw missed (1 Out)			
04:33				9 WALLIN D Defensive Rebound
04:33	5 SCHUERMANN J Personal foul			
04:33				10 HAIDARI H Foul On
04:33	9 FISCHER F Player OUT ---->>			
04:33	7 LEHMANN L Player OUT ---->>			
04:33	11 PASSIWAN D Player OUT ---->>			
04:33	8 BIENEK A Player IN <<----			
04:33	12 WOLK S Player IN <<----			
04:33	13 CHRISTINK L Player IN <<----			
04:33				10 HAIDARI H Free Throw missed (1 Out)
04:33		9-12	-3	10 HAIDARI H Free Throw made (1 In)
04:32				10 HAIDARI H Foul On
04:32	5 SCHUERMANN J Offensive foul			
04:32	5 SCHUERMANN J Turnover			
04:32				10 HAIDARI H Steal
04:13				10 HAIDARI H 2-Pts missed (2 out)
04:12	15 KOHLER-LENZ D Defensive Rebound			
03:57	12 WOLK S 2-Pts made (2 In)	11-12	-1	
03:54	13 CHRISTINK L Assist			
03:31				5 GUSTAVSSON J 2-Pts missed (2 out)



## PLAY BY PLAY

文字比分播报

GER 37 vs 39 SWE

Attendance: 7684

Game Time	GER - Germany	Score	Lead	SWE - Sweden
03:29	12 WOLK S Defensive Rebound			
03:20	8 BIENEK A 2-Pts missed (2 out)			
03:18				5 GUSTAVSSON J Defensive Rebound
03:13	8 BIENEK A Steal			
03:13				10 HAIDARI H Turnover
03:02	13 CHRISTINK L 2-Pts missed (2 out)			
03:00				9 WALLIN D Defensive Rebound
02:42		11-14	-3	5 GUSTAVSSON J 2-Pts made (2 In)
02:40				10 HAIDARI H Assist
02:19	8 BIENEK A 2-Pts missed (2 out)			
02:18				11 KOHLSTROM P Defensive Rebound
02:04				5 GUSTAVSSON J 2-Pts missed (2 out)
02:03	12 WOLK S Defensive Rebound			
01:49	13 CHRISTINK L 2-Pts made (2 In)	13-14	-1	
01:27		13-16	-3	5 GUSTAVSSON J 2-Pts made (2 In)
01:25				10 HAIDARI H Assist
01:08	12 WOLK S 2-Pts made (2 In)	15-16	-1	
00:46				11 KOHLSTROM P 2-Pts missed (2 out)
00:45	15 KOHLER-LENZ D Defensive Rebound			
00:37	12 WOLK S 2-Pts made (2 In)	17-16	+1	
00:37				10 HAIDARI H Personal foul
00:37	12 WOLK S Foul On			
00:37	12 WOLK S Free Throw made (1 In)	18-16	+2	
00:18		18-18	0	11 KOHLSTROM P 2-Pts paint made (2 In)
00:17				10 HAIDARI H Assist
00:05	12 WOLK S 2 Pts paint missed (2 Out)			
00:03	12 WOLK S Offensive Rebound			
00:01	12 WOLK S 2-Pts paint made (2 In)	20-18	+2	

## SECOND QUARTER

### Quarter Starters:

GER 5 SCHUERMANN J      8 BIENEK A      12 WOLK S      13 CHRISTINK L      15 KOHLER-LENZ D  
SWE 5 GUSTAVSSON J      6 LARSSON N      9 WALLIN D      10 HAIDARI H      11 KOHLSTROM P

Game Time	GER - Germany	Score	Lead	SWE - Sweden
10:00	5 SCHUERMANN J Player IN <<----			
10:00	8 BIENEK A Player IN <<----			
10:00	12 WOLK S Player IN <<----			
10:00	13 CHRISTINK L Player IN <<----			
10:00	15 KOHLER-LENZ D Player IN <<----			
10:00				5 GUSTAVSSON J Player IN <<----
10:00				6 LARSSON N Player IN <<----
10:00				9 WALLIN D Player IN <<----



## PLAY BY PLAY

文字比分播报

GER 37 vs 39 SWE

Attendance: 7684

Game Time	GER - Germany	Score	Lead	SWE - Sweden
10:00				10 HAIDARI H Player IN <<----
10:00				11 KOHLSTROM P Player IN <<----
09:59				Tap off situation, throw-in
09:48				5 GUSTAVSSON J 2-Pts missed (2 out)
09:46	12 WOLK S Defensive Rebound			
09:28	8 BIENEK A 2-Pts missed (2 out)			
09:26				11 KOHLSTROM P Defensive Rebound
09:04				9 WALLIN D 2 Pts paint missed (2 Out)
09:03	12 WOLK S Defensive Rebound			
08:45	13 CHRISTINK L 2-Pts missed (2 out)			
08:43				11 KOHLSTROM P Defensive Rebound
08:38	5 SCHUERMANN J Personal foul			
08:38				10 HAIDARI H Foul On
08:38	5 SCHUERMANN J Player OUT ---->>			
08:38	4 LOHMANN B Player IN <<----			
08:38		20-19	+1	10 HAIDARI H Free Throw made (1 In)
08:38		20-20	0	10 HAIDARI H Free Throw made (1 In)
08:28	15 KOHLER-LENZ D 2-Pts paint made (2 In)	22-20	+2	
08:28				9 WALLIN D Personal foul
08:28	15 KOHLER-LENZ D Foul On			
08:28				9 WALLIN D Player OUT ---->>
08:28				6 LARSSON N Player OUT ---->>
08:28				12 AKERBERG T Player IN <<----
08:28				4 NYLANDER P Player IN <<----
08:28	15 KOHLER-LENZ D Free Throw made (1 In)	23-20	+3	
08:12				10 HAIDARI H 2 Pts paint missed (2 Out)
08:10	8 BIENEK A Defensive Rebound			
07:59	12 WOLK S 2-Pts missed (2 out)			
07:58	8 BIENEK A Offensive Rebound			
07:58	8 BIENEK A 2 Pts paint missed (2 Out)			
07:57	8 BIENEK A Offensive Rebound			
07:57	8 BIENEK A 2-Pts paint made (2 In)	25-20	+5	
07:42	8 BIENEK A Personal foul			
07:42				11 KOHLSTROM P Foul On
07:42				11 KOHLSTROM P Free Throw missed (1 Out)
07:41		25-21	+4	11 KOHLSTROM P Free Throw made (1 In)
07:18	13 CHRISTINK L 2-Pts missed (2 out)			
07:16				11 KOHLSTROM P Defensive Rebound
07:11		25-23	+2	10 HAIDARI H 2-Pts paint made (2 In)
07:03	12 WOLK S Offensive foul			
07:03	12 WOLK S Turnover			
07:03				12 AKERBERG T Foul On



## PLAY BY PLAY

文字比分播报

GER 37 vs 39 SWE

Attendance: 7684

Game Time	GER - Germany	Score	Lead	SWE - Sweden
07:03				12 AKERBERG T Steal
06:46		25-25	0	10 HAIDARI H 2-Pts paint made (2 In)
06:44				4 NYLANDER P Assist
06:21	13 CHRISTINK L 2-Pts made (2 In)	27-25	+2	
06:05		27-27	0	11 KOHLSTROM P 2-Pts paint made (2 In)
06:03				10 HAIDARI H Assist
05:49	8 BIENEK A 2-Pts made (2 In)	29-27	+2	
05:33	12 WOLK S Steal			
05:33				10 HAIDARI H Turnover
05:17	13 CHRISTINK L 2-Pts missed (2 out)			
05:15				5 GUSTAVSSON J Defensive Rebound
05:06	13 CHRISTINK L Personal foul			
05:06				5 GUSTAVSSON J Foul On
05:02		29-29	0	5 GUSTAVSSON J 2-Pts made (2 In)
05:02				4 NYLANDER P Assist
04:48	13 CHRISTINK L 2-Pts missed (2 out)			
04:47				5 GUSTAVSSON J Defensive Rebound
04:47	4 LOHMANN B Personal foul			
04:47				4 NYLANDER P Foul On
04:47	4 LOHMANN B Player OUT ---->>			
04:47	8 BIENEK A Player OUT ---->>			
04:47	12 WOLK S Player OUT ---->>			
04:47	13 CHRISTINK L Player OUT ---->>			
04:47	5 SCHUERMANN J Player IN <<----			
04:47	7 LEHMANN L Player IN <<----			
04:47	9 FISCHER F Player IN <<----			
04:47	11 PASSIWAN D Player IN <<----			
04:47				4 NYLANDER P Free Throw missed (1 Out)
04:47		29-30	-1	4 NYLANDER P Free Throw made (1 In)
04:47	5 SCHUERMANN J Player OUT ---->>			
04:47	4 LOHMANN B Player IN <<----			
04:27	4 LOHMANN B 2-Pts missed (2 out)			
04:25				11 KOHLSTROM P Defensive Rebound
04:12	9 FISCHER F Personal foul			
04:12				10 HAIDARI H Foul On
04:12				10 HAIDARI H Free Throw missed (1 Out)
04:12		29-31	-2	10 HAIDARI H Free Throw made (1 In)
03:53	11 PASSIWAN D 2-Pts made (2 In)	31-31	0	
03:30		31-33	-2	11 KOHLSTROM P 2-Pts made (2 In)
03:08	15 KOHLER-LENZ D 2 Pts paint missed (2 Out)			
03:08				Defensive Rebound
02:58				12 AKERBERG T Offensive foul



## PLAY BY PLAY

文字比分播报

GER 37 vs 39 SWE

Attendance: 7684

Game Time	GER - Germany	Score	Lead	SWE - Sweden
02:58				12 AKERBERG T Turnover
02:58	9 FISCHER F Foul On			
02:58	9 FISCHER F Steal			
02:58	7 LEHMANN L Turnover			
02:58				11 KOHLSTROM P Steal
02:36		31-35	-4	4 NYLANDER P 2-Pts paint made (2 In)
02:35				10 HAIDARI H Assist
02:13	15 KOHLER-LENZ D 2-Pts paint made (2 In)	33-35	-2	
02:12	7 LEHMANN L Assist			
02:03				10 HAIDARI H Turnover
01:54	11 PASSIWAN D 2 Pts paint missed (2 Out)			
01:52				4 NYLANDER P Defensive Rebound
01:47				10 HAIDARI H Turnover
01:47	7 LEHMANN L Steal			
01:40	11 PASSIWAN D 2-Pts made (2 In)	35-35	0	
01:40				Time out
01:26				12 AKERBERG T Turnover
01:26	11 PASSIWAN D Steal			
01:12	7 LEHMANN L 2-Pts paint made (2 In)	37-35	+2	
01:11	11 PASSIWAN D Assist			
00:55		37-37	0	11 KOHLSTROM P 2-Pts paint made (2 In)
00:54				10 HAIDARI H Assist
00:43				10 HAIDARI H Steal
00:43	7 LEHMANN L Turnover			
00:30				11 KOHLSTROM P 2-Pts missed (2 out)
00:28	15 KOHLER-LENZ D Defensive Rebound			
00:10	11 PASSIWAN D 3-Pts missed (3 Out)			
00:10				Defensive Rebound
00:10				Time out
00:10				12 AKERBERG T Player OUT ---->>
00:10				9 WALLIN D Player IN <<----
00:10				4 NYLANDER P Player OUT ---->>
00:10				6 LARSSON N Player IN <<----
00:01		37-39	-2	5 GUSTAVSSON J 2-Pts made (2 In)
00:01				10 HAIDARI H Assist



## PLAY BY PLAY

文字比分播报

GER 78 vs 72 SWE

Attendance: 7684

		Q1		Q2		Q3		Q4	
Scoring by 5 min intervals:	GER	8	20	29	37	45	54	64	78
	SWE	9	18	29	39	48	57	63	72

### FIRST QUARTER

#### Quarter Starters:

GER 5 SCHUERMANN J	7 LEHMANN L	9 FISCHER F	11 PASSIWAN D	15 KOHLER-LENZ D
SWE 5 GUSTAVSSON J	6 LARSSON N	9 WALLIN D	10 HAIDARI H	11 KOHLSTROM P

Game Time	GER - Germany	Score	Lead	SWE - Sweden
10:00	5 SCHUERMANN J Player IN <<----			
10:00	7 LEHMANN L Player IN <<----			
10:00	9 FISCHER F Player IN <<----			
10:00	11 PASSIWAN D Player IN <<----			
10:00	15 KOHLER-LENZ D Player IN <<----			
10:00				5 GUSTAVSSON J Player IN <<----
10:00				6 LARSSON N Player IN <<----
10:00				9 WALLIN D Player IN <<----
10:00				10 HAIDARI H Player IN <<----
10:00				11 KOHLSTROM P Player IN <<----
10:00	15 KOHLER-LENZ D Tap off won			9 WALLIN D Tap off lost
09:45	15 KOHLER-LENZ D 2 Pts paint missed (2 Out)			
09:44				5 GUSTAVSSON J Defensive Rebound
09:33				9 WALLIN D 2 Pts paint missed (2 Out)
09:30				9 WALLIN D Offensive Rebound
09:30				9 WALLIN D 2 Pts paint missed (2 Out)
09:27	15 KOHLER-LENZ D Defensive Rebound			
09:11	7 LEHMANN L 2-Pts paint made (2 In)	2-0	+2	
09:10	11 PASSIWAN D Assist			
08:43		2-2	0	5 GUSTAVSSON J 2-Pts made (2 In)
08:26	7 LEHMANN L 2-Pts missed (2 out)			
08:25	7 LEHMANN L Offensive Rebound			
08:25	7 LEHMANN L 2 Pts paint missed (2 Out)			
08:23				5 GUSTAVSSON J Defensive Rebound
08:13		2-4	-2	9 WALLIN D 2-Pts paint made (2 In)
08:12				10 HAIDARI H Assist
08:04				10 HAIDARI H Assist
07:53	11 PASSIWAN D 2-Pts paint made (2 In)	4-4	0	
07:51	7 LEHMANN L Assist			
07:42	15 KOHLER-LENZ D Personal foul			
07:42				10 HAIDARI H Foul On
07:42				10 HAIDARI H Free Throw missed (1 Out)
07:42		4-5	-1	10 HAIDARI H Free Throw made (1 In)
07:34	15 KOHLER-LENZ D Turnover			



## PLAY BY PLAY

文字比分播报

GER 78 vs 72 SWE

Attendance: 7684

Game Time	GER - Germany	Score	Lead	SWE - Sweden
07:22				11 KOHLSTROM P 2 Pts paint missed (2 Out)
07:22	5 SCHUERMANN J Defensive Rebound			
06:58	11 PASSIWAN D 2-Pts missed (2 out)			
06:57				9 WALLIN D Defensive Rebound
06:42		4-7	-3	9 WALLIN D 2-Pts paint made (2 In)
06:40				10 HAIDARI H Assist
06:16	5 SCHUERMANN J 2-Pts paint made (2 In)	6-7	-1	
06:14	7 LEHMANN L Assist			
05:53				5 GUSTAVSSON J 2-Pts missed (2 out)
05:51	15 KOHLER-LENZ D Defensive Rebound			
05:39	11 PASSIWAN D 2-Pts paint made (2 In)	8-7	+1	
05:24		8-9	-1	5 GUSTAVSSON J 2-Pts paint made (2 In)
05:09	7 LEHMANN L 2-Pts missed (2 out)			
05:07				11 KOHLSTROM P Defensive Rebound
05:06	7 LEHMANN L Personal foul			
05:06				10 HAIDARI H Foul On
04:54		8-11	-3	9 WALLIN D 2-Pts paint made (2 In)
04:53				5 GUSTAVSSON J Assist
04:41				10 HAIDARI H Personal foul
04:41	7 LEHMANN L Foul On			
04:41	7 LEHMANN L Free Throw made (1 In)	9-11	-2	
04:40	7 LEHMANN L Free Throw missed (1 Out)			
04:33				9 WALLIN D Defensive Rebound
04:33	5 SCHUERMANN J Personal foul			
04:33				10 HAIDARI H Foul On
04:33	9 FISCHER F Player OUT ---->>			
04:33	7 LEHMANN L Player OUT ---->>			
04:33	11 PASSIWAN D Player OUT ---->>			
04:33	8 BIENEK A Player IN <<----			
04:33	12 WOLK S Player IN <<----			
04:33	13 CHRISTINK L Player IN <<----			
04:33				10 HAIDARI H Free Throw missed (1 Out)
04:33		9-12	-3	10 HAIDARI H Free Throw made (1 In)
04:32				10 HAIDARI H Foul On
04:32	5 SCHUERMANN J Offensive foul			
04:32	5 SCHUERMANN J Turnover			
04:32				10 HAIDARI H Steal
04:13				10 HAIDARI H 2-Pts missed (2 out)
04:12	15 KOHLER-LENZ D Defensive Rebound			
03:57	12 WOLK S 2-Pts made (2 In)	11-12	-1	
03:54	13 CHRISTINK L Assist			
03:31				5 GUSTAVSSON J 2-Pts missed (2 out)





## PLAY BY PLAY

文字比分播报

GER 78 vs 72 SWE

Attendance: 7684

Game Time	GER - Germany	Score	Lead	SWE - Sweden
03:29	12 WOLK S Defensive Rebound			
03:20	8 BIENEK A 2-Pts missed (2 out)			
03:18				5 GUSTAVSSON J Defensive Rebound
03:13	8 BIENEK A Steal			
03:13				10 HAIDARI H Turnover
03:02	13 CHRISTINK L 2-Pts missed (2 out)			
03:00				9 WALLIN D Defensive Rebound
02:42		11-14	-3	5 GUSTAVSSON J 2-Pts made (2 In)
02:40				10 HAIDARI H Assist
02:19	8 BIENEK A 2-Pts missed (2 out)			
02:18				11 KOHLSTROM P Defensive Rebound
02:04				5 GUSTAVSSON J 2-Pts missed (2 out)
02:03	12 WOLK S Defensive Rebound			
01:49	13 CHRISTINK L 2-Pts made (2 In)	13-14	-1	
01:27		13-16	-3	5 GUSTAVSSON J 2-Pts made (2 In)
01:25				10 HAIDARI H Assist
01:08	12 WOLK S 2-Pts made (2 In)	15-16	-1	
00:46				11 KOHLSTROM P 2-Pts missed (2 out)
00:45	15 KOHLER-LENZ D Defensive Rebound			
00:37	12 WOLK S 2-Pts made (2 In)	17-16	+1	
00:37				10 HAIDARI H Personal foul
00:37	12 WOLK S Foul On			
00:37	12 WOLK S Free Throw made (1 In)	18-16	+2	
00:18		18-18	0	11 KOHLSTROM P 2-Pts paint made (2 In)
00:17				10 HAIDARI H Assist
00:05	12 WOLK S 2 Pts paint missed (2 Out)			
00:03	12 WOLK S Offensive Rebound			
00:01	12 WOLK S 2-Pts paint made (2 In)	20-18	+2	

## SECOND QUARTER

### Quarter Starters:

GER 5 SCHUERMAN J      8 BIENEK A      12 WOLK S      13 CHRISTINK L      15 KOHLER-LENZ D  
SWE 5 GUSTAVSSON J      6 LARSSON N      9 WALLIN D      10 HAIDARI H      11 KOHLSTROM P

Game Time	GER - Germany	Score	Lead	SWE - Sweden
10:00	5 SCHUERMAN J Player IN <<----			
10:00	8 BIENEK A Player IN <<----			
10:00	12 WOLK S Player IN <<----			
10:00	13 CHRISTINK L Player IN <<----			
10:00	15 KOHLER-LENZ D Player IN <<----			
10:00				5 GUSTAVSSON J Player IN <<----
10:00				6 LARSSON N Player IN <<----
10:00				9 WALLIN D Player IN <<----



## PLAY BY PLAY

文字比分播报

GER 78 vs 72 SWE

Attendance: 7684

Game Time	GER - Germany	Score	Lead	SWE - Sweden
10:00				10 HAIDARI H Player IN <<----
10:00				11 KOHLSTROM P Player IN <<----
09:59				Tap off situation, throw-in
09:48				5 GUSTAVSSON J 2-Pts missed (2 out)
09:46	12 WOLK S Defensive Rebound			
09:28	8 BIENEK A 2-Pts missed (2 out)			
09:26				11 KOHLSTROM P Defensive Rebound
09:04				9 WALLIN D 2 Pts paint missed (2 Out)
09:03	12 WOLK S Defensive Rebound			
08:45	13 CHRISTINK L 2-Pts missed (2 out)			
08:43				11 KOHLSTROM P Defensive Rebound
08:38	5 SCHUERMANN J Personal foul			
08:38				10 HAIDARI H Foul On
08:38	5 SCHUERMANN J Player OUT ---->>			
08:38	4 LOHMANN B Player IN <<----			
08:38		20-19	+1	10 HAIDARI H Free Throw made (1 In)
08:38		20-20	0	10 HAIDARI H Free Throw made (1 In)
08:28	15 KOHLER-LENZ D 2-Pts paint made (2 In)	22-20	+2	
08:28				9 WALLIN D Personal foul
08:28	15 KOHLER-LENZ D Foul On			
08:28				9 WALLIN D Player OUT ---->>
08:28				6 LARSSON N Player OUT ---->>
08:28				12 AKERBERG T Player IN <<----
08:28				4 NYLANDER P Player IN <<----
08:28	15 KOHLER-LENZ D Free Throw made (1 In)	23-20	+3	
08:12				10 HAIDARI H 2 Pts paint missed (2 Out)
08:10	8 BIENEK A Defensive Rebound			
07:59	12 WOLK S 2-Pts missed (2 out)			
07:58	8 BIENEK A Offensive Rebound			
07:58	8 BIENEK A 2 Pts paint missed (2 Out)			
07:57	8 BIENEK A Offensive Rebound			
07:57	8 BIENEK A 2-Pts paint made (2 In)	25-20	+5	
07:42	8 BIENEK A Personal foul			
07:42				11 KOHLSTROM P Foul On
07:42				11 KOHLSTROM P Free Throw missed (1 Out)
07:41		25-21	+4	11 KOHLSTROM P Free Throw made (1 In)
07:18	13 CHRISTINK L 2-Pts missed (2 out)			
07:16				11 KOHLSTROM P Defensive Rebound
07:11		25-23	+2	10 HAIDARI H 2-Pts paint made (2 In)
07:03	12 WOLK S Offensive foul			
07:03	12 WOLK S Turnover			
07:03				12 AKERBERG T Foul On



## PLAY BY PLAY

文字比分播报

GER 78 vs 72 SWE

Attendance: 7684

Game Time	GER - Germany	Score	Lead	SWE - Sweden
07:03				12 AKERBERG T Steal
06:46		25-25	0	10 HAIDARI H 2-Pts paint made (2 In)
06:44				4 NYLANDER P Assist
06:21	13 CHRISTINK L 2-Pts made (2 In)	27-25	+2	
06:05		27-27	0	11 KOHLSTROM P 2-Pts paint made (2 In)
06:03				10 HAIDARI H Assist
05:49	8 BIENEK A 2-Pts made (2 In)	29-27	+2	
05:33	12 WOLK S Steal			
05:33				10 HAIDARI H Turnover
05:17	13 CHRISTINK L 2-Pts missed (2 out)			
05:15				5 GUSTAVSSON J Defensive Rebound
05:06	13 CHRISTINK L Personal foul			
05:06				5 GUSTAVSSON J Foul On
05:02		29-29	0	5 GUSTAVSSON J 2-Pts made (2 In)
05:02				4 NYLANDER P Assist
04:48	13 CHRISTINK L 2-Pts missed (2 out)			
04:47				5 GUSTAVSSON J Defensive Rebound
04:47	4 LOHMANN B Personal foul			
04:47				4 NYLANDER P Foul On
04:47	4 LOHMANN B Player OUT ---->>			
04:47	8 BIENEK A Player OUT ---->>			
04:47	12 WOLK S Player OUT ---->>			
04:47	13 CHRISTINK L Player OUT ---->>			
04:47	5 SCHUERMANN J Player IN <<----			
04:47	7 LEHMANN L Player IN <<----			
04:47	9 FISCHER F Player IN <<----			
04:47	11 PASSIWAN D Player IN <<----			
04:47				4 NYLANDER P Free Throw missed (1 Out)
04:47		29-30	-1	4 NYLANDER P Free Throw made (1 In)
04:47	5 SCHUERMANN J Player OUT ---->>			
04:47	4 LOHMANN B Player IN <<----			
04:27	4 LOHMANN B 2-Pts missed (2 out)			
04:25				11 KOHLSTROM P Defensive Rebound
04:12	9 FISCHER F Personal foul			
04:12				10 HAIDARI H Foul On
04:12				10 HAIDARI H Free Throw missed (1 Out)
04:12		29-31	-2	10 HAIDARI H Free Throw made (1 In)
03:53	11 PASSIWAN D 2-Pts made (2 In)	31-31	0	
03:30		31-33	-2	11 KOHLSTROM P 2-Pts made (2 In)
03:08	15 KOHLER-LENZ D 2 Pts paint missed (2 Out)			
03:08				Defensive Rebound
02:58				12 AKERBERG T Offensive foul



## PLAY BY PLAY

文字比分播报

GER 78 vs 72 SWE

Attendance: 7684

Game Time	GER - Germany	Score	Lead	SWE - Sweden
02:58				12 AKERBERG T Turnover
02:58	9 FISCHER F Foul On			
02:58	9 FISCHER F Steal			
02:58	7 LEHMANN L Turnover			
02:58				11 KOHLSTROM P Steal
02:36		31-35	-4	4 NYLANDER P 2-Pts paint made (2 In)
02:35				10 HAIDARI H Assist
02:13	15 KOHLER-LENZ D 2-Pts paint made (2 In)	33-35	-2	
02:12	7 LEHMANN L Assist			
02:03				10 HAIDARI H Turnover
01:54	11 PASSIWAN D 2 Pts paint missed (2 Out)			
01:52				4 NYLANDER P Defensive Rebound
01:47				10 HAIDARI H Turnover
01:47	7 LEHMANN L Steal			
01:40	11 PASSIWAN D 2-Pts made (2 In)	35-35	0	
01:40				Time out
01:26				12 AKERBERG T Turnover
01:26	11 PASSIWAN D Steal			
01:12	7 LEHMANN L 2-Pts paint made (2 In)	37-35	+2	
01:11	11 PASSIWAN D Assist			
00:55		37-37	0	11 KOHLSTROM P 2-Pts paint made (2 In)
00:54				10 HAIDARI H Assist
00:43				10 HAIDARI H Steal
00:43	7 LEHMANN L Turnover			
00:30				11 KOHLSTROM P 2-Pts missed (2 out)
00:28	15 KOHLER-LENZ D Defensive Rebound			
00:10	11 PASSIWAN D 3-Pts missed (3 Out)			
00:10				Defensive Rebound
00:10				Time out
00:10				12 AKERBERG T Player OUT ---->>
00:10				9 WALLIN D Player IN <<----
00:10				4 NYLANDER P Player OUT ---->>
00:10				6 LARSSON N Player IN <<----
00:01		37-39	-2	5 GUSTAVSSON J 2-Pts made (2 In)
00:01				10 HAIDARI H Assist

### THIRD QUARTER

#### Quarter Starters:

GER 5 SCHUERMANN J      8 BIENEK A      12 WOLK S      13 CHRISTINK L      15 KOHLER-LENZ D  
SWE 5 GUSTAVSSON J      6 LARSSON N      9 WALLIN D      10 HAIDARI H      11 KOHLSTROM P

Game Time	GER - Germany	Score	Lead	SWE - Sweden
10:00	5 SCHUERMANN J Player IN <<----			



## PLAY BY PLAY

文字比分播报

GER 78 vs 72 SWE

Attendance: 7684

Game Time	GER - Germany	Score	Lead	SWE - Sweden
10:00	8 BIENEK A Player IN <<----			
10:00	12 WOLK S Player IN <<----			
10:00	13 CHRISTINK L Player IN <<----			
10:00	15 KOHLER-LENZ D Player IN <<----			
10:00				5 GUSTAVSSON J Player IN <<----
10:00				6 LARSSON N Player IN <<----
10:00				9 WALLIN D Player IN <<----
10:00				10 HAIDARI H Player IN <<----
10:00				11 KOHLSTROM P Player IN <<----
09:58	Tap off situation, throw-in			
09:38	5 SCHUERMANN J 2-Pts paint made (2 In)	39-39	0	
09:34	13 CHRISTINK L Assist			
09:14		39-41	-2	11 KOHLSTROM P 2-Pts paint made (2 In)
08:57	13 CHRISTINK L 2-Pts missed (2 out)			
08:55				11 KOHLSTROM P Defensive Rebound
08:49	13 CHRISTINK L Personal foul			
08:49				9 WALLIN D Foul On
08:42				10 HAIDARI H 2 Pts paint missed (2 Out)
08:41	12 WOLK S Defensive Rebound			
08:32	12 WOLK S 2-Pts paint made (2 In)	41-41	0	
08:17		41-43	-2	10 HAIDARI H 2-Pts paint made (2 In)
07:58	13 CHRISTINK L 2-Pts missed (2 out)			
07:56				11 KOHLSTROM P Defensive Rebound
07:48				10 HAIDARI H 2-Pts missed (2 out)
07:48				10 HAIDARI H Personal foul
07:48	5 SCHUERMANN J Foul On			
07:23	5 SCHUERMANN J 2-Pts missed (2 out)			
07:23				5 GUSTAVSSON J Defensive Rebound
07:12		41-45	-4	10 HAIDARI H 2-Pts paint made (2 In)
06:54	12 WOLK S 2 Pts paint missed (2 Out)			
06:53				11 KOHLSTROM P Defensive Rebound
06:38		41-47	-6	9 WALLIN D 2-Pts paint made (2 In)
06:38				10 HAIDARI H Assist
06:38	Time out			
06:25				9 WALLIN D Personal foul
06:25	8 BIENEK A Foul On			
06:25	8 BIENEK A Free Throw made (1 In)	42-47	-5	
06:25	8 BIENEK A Free Throw missed (1 Out)			
06:22				5 GUSTAVSSON J Defensive Rebound
06:00				9 WALLIN D 2-Pts missed (2 out)
05:54				10 HAIDARI H Offensive Rebound
05:54	8 BIENEK A Personal foul			



## PLAY BY PLAY

文字比分播报

GER 78 vs 72 SWE

Attendance: 7684

Game Time	GER - Germany	Score	Lead	SWE - Sweden
05:54				10 HAIDARI H Foul On
05:54		42-48	-6	10 HAIDARI H Free Throw made (1 In)
05:53				10 HAIDARI H Free Throw missed (1 Out)
05:50	13 CHRISTINK L Defensive Rebound			
05:43	15 KOHLER-LENZ D 2-Pts paint made (2 In)	44-48	-4	
05:43	12 WOLK S Assist			
05:43				5 GUSTAVSSON J Personal foul
05:43	15 KOHLER-LENZ D Foul On			
05:43	15 KOHLER-LENZ D Free Throw made (1 In)	45-48	-3	
05:22				10 HAIDARI H 2 Pts paint missed (2 Out)
05:20	15 KOHLER-LENZ D Defensive Rebound			
05:02	13 CHRISTINK L 2-Pts missed (2 out)			
05:02	15 KOHLER-LENZ D Personal foul			
05:02				9 WALLIN D Foul On
05:02				Defensive Rebound
04:46				11 KOHLSTROM P 2 Pts paint missed (2 Out)
04:45	15 KOHLER-LENZ D Defensive Rebound			
04:32	5 SCHUERMANN J 2-Pts missed (2 out)			
04:30				5 GUSTAVSSON J Defensive Rebound
04:09		45-50	-5	11 KOHLSTROM P 2-Pts paint made (2 In)
04:07				10 HAIDARI H Assist
04:02				6 LARSSON N Personal foul
04:02	12 WOLK S Foul On			
04:02	12 WOLK S Free Throw made (1 In)	46-50	-4	
04:02	12 WOLK S Free Throw made (1 In)	47-50	-3	
03:39		47-52	-5	10 HAIDARI H 2-Pts paint made (2 In)
03:29				9 WALLIN D Unsportmanlike foul
03:29	15 KOHLER-LENZ D Foul On			
03:29	15 KOHLER-LENZ D Free Throw missed (1 Out)			
03:29	15 KOHLER-LENZ D Free Throw made (1 In)	48-52	-4	
03:14	12 WOLK S 2-Pts paint made (2 In)	50-52	-2	
03:13	13 CHRISTINK L Assist			
02:51	15 KOHLER-LENZ D Personal foul			
02:51				11 KOHLSTROM P Foul On
02:51	8 BIENEK A Player OUT ---->>			
02:51	7 LEHMANN L Player IN <<-----			
02:51				11 KOHLSTROM P Free Throw missed (1 Out)
02:51		50-53	-3	11 KOHLSTROM P Free Throw made (1 In)
02:37	15 KOHLER-LENZ D 2 Pts paint missed (2 Out)			
02:37	15 KOHLER-LENZ D Offensive Rebound			
02:37				5 GUSTAVSSON J Personal foul
02:37	15 KOHLER-LENZ D Foul On			



## PLAY BY PLAY

文字比分播报

GER 78 vs 72 SWE

Attendance: 7684

Game Time	GER - Germany	Score	Lead	SWE - Sweden
02:37	15 KOHLER-LENZ D Free Throw made (1 In)	51-53	-2	
02:37	15 KOHLER-LENZ D Free Throw missed (1 Out)			
02:34	13 CHRISTINK L Offensive Rebound			
02:24	12 WOLK S 2 Pts paint missed (2 Out)			
02:23	5 SCHUERMANN J Offensive Rebound			
02:05	13 CHRISTINK L 2-Pts made (2 In)	53-53	0	
01:50	7 LEHMANN L Personal foul			
01:50				9 WALLIN D Foul On
01:50		53-54	-1	9 WALLIN D Free Throw made (1 In)
01:50				9 WALLIN D Free Throw missed (1 Out)
01:49				9 WALLIN D Offensive Rebound
01:49	12 WOLK S Personal foul			
01:49				9 WALLIN D Foul On
01:49				9 WALLIN D Free Throw missed (1 Out)
01:49		53-55	-2	9 WALLIN D Free Throw made (1 In)
01:49				9 WALLIN D Player OUT ---->>
01:49				8 ABLORH E Player IN <<----
01:23	15 KOHLER-LENZ D 2-Pts missed (2 out)			
01:22				11 KOHLSTROM P Defensive Rebound
00:57		53-57	-4	11 KOHLSTROM P 2-Pts made (2 In)
00:56				10 HAIDARI H Assist
00:45				6 LARSSON N Personal foul
00:45	15 KOHLER-LENZ D Foul On			
00:45	15 KOHLER-LENZ D Free Throw missed (1 Out)			
00:45	15 KOHLER-LENZ D Free Throw made (1 In)	54-57	-3	
00:21				8 ABLORH E Turnover
00:03	7 LEHMANN L 2-Pts missed (2 out)			
00:01				5 GUSTAVSSON J Defensive Rebound

## FOURTH QUARTER

### Quarter Starters:

GER

SWE

Game Time	GER - Germany	Score	Lead	SWE - Sweden
10:00	5 SCHUERMANN J Player IN <<----			
10:00	7 LEHMANN L Player IN <<----			
10:00	8 BIENEK A Player IN <<----			
10:00	11 PASSIWAN D Player IN <<----			
10:00	11 PASSIWAN D Player OUT ---->>			
10:00	11 PASSIWAN D Player IN <<----			
10:00	12 WOLK S Player IN <<----			
10:00				5 GUSTAVSSON J Player IN <<----



## PLAY BY PLAY

文字比分播报

GER 78 vs 72 SWE

Attendance: 7684

Game Time	GER - Germany	Score	Lead	SWE - Sweden
10:00				9 WALLIN D Player IN <<----
10:00				6 LARSSON N Player IN <<----
10:00				10 HAIDARI H Player IN <<----
10:00				11 KOHLSTROM P Player IN <<----
09:57				Tap off situation, throw-in
09:47		54-59	-5	5 GUSTAVSSON J 2-Pts made (2 In)
09:31	11 PASSIWAN D 2-Pts missed (2 out)			
09:29				11 KOHLSTROM P Defensive Rebound
09:15				11 KOHLSTROM P Turnover
08:48	12 WOLK S 2-Pts missed (2 out)			
08:47				5 GUSTAVSSON J Defensive Rebound
08:44	7 LEHMANN L Personal foul			
08:44				10 HAIDARI H Foul On
08:35				10 HAIDARI H Turnover
08:17	11 PASSIWAN D 2-Pts made (2 In)	56-59	-3	
08:15	7 LEHMANN L Assist			
07:49		56-61	-5	10 HAIDARI H 2-Pts paint made (2 In)
07:31	12 WOLK S 2-Pts paint made (2 In)	58-61	-3	
07:30	11 PASSIWAN D Assist			
07:26				9 WALLIN D Offensive foul
07:26				9 WALLIN D Turnover
07:26	9 FISCHER F Foul On			
07:26	9 FISCHER F Steal			
07:26				9 WALLIN D Player OUT ---->>
07:26				8 ABLORH E Player IN <<----
07:26	8 BIENEK A Player OUT ---->>			
07:26	9 FISCHER F Player IN <<----			
07:14	11 PASSIWAN D 3-Pts missed (3 Out)			
07:12	12 WOLK S Offensive Rebound			
07:12	12 WOLK S 2 Pts paint missed (2 Out)			
07:10	7 LEHMANN L Offensive Rebound			
07:10	12 WOLK S 2-Pts paint made (2 In)	60-61	-1	
07:08	7 LEHMANN L Assist			
07:08				Time out
06:47	12 WOLK S Steal			
06:47				10 HAIDARI H Turnover
06:40	Tap off situation, throw-in			
06:35	11 PASSIWAN D 2-Pts paint made (2 In)	62-61	+1	
06:34	7 LEHMANN L Assist			
06:21		62-63	-1	10 HAIDARI H 2-Pts paint made (2 In)
06:20				10 HAIDARI H Fast Break
06:02	12 WOLK S 2-Pts missed (2 out)			





## PLAY BY PLAY

文字比分播报

GER 78 vs 72 SWE

Attendance: 7684

Game Time	GER - Germany	Score	Lead	SWE - Sweden
06:01				10 HAIDARI H Defensive Rebound
05:59	12 WOLK S Personal foul			
05:59				10 HAIDARI H Foul On
05:42				8 ABLORH E 2 Pts paint missed (2 Out)
05:40	12 WOLK S Defensive Rebound			
05:37	11 PASSIWAN D 2-Pts paint made (2 In)	64-63	+1	
05:35	11 PASSIWAN D Fast Break			
05:17				8 ABLORH E Turnover
05:17	12 WOLK S Steal			
05:15				10 HAIDARI H Personal foul
05:15	11 PASSIWAN D Foul On			
05:15				8 ABLORH E Player OUT ---->>
05:15				9 WALLIN D Player IN <<----
05:07	11 PASSIWAN D 2-Pts missed (2 out)			
05:07				11 KOHLSTROM P Defensive Rebound
05:04	12 WOLK S Personal foul			
05:04				10 HAIDARI H Foul On
04:56				9 WALLIN D 2 Pts paint missed (2 Out)
04:54	9 FISCHER F Defensive Rebound			
04:45	11 PASSIWAN D 2-Pts paint made (2 In)	66-63	+3	
04:34				9 WALLIN D 2 Pts paint missed (2 Out)
04:32	12 WOLK S Defensive Rebound			
04:18	11 PASSIWAN D 2-Pts made (2 In)	68-63	+5	
04:18	7 LEHMANN L Assist			
04:18				Time out
04:07		68-65	+3	5 GUSTAVSSON J 2-Pts paint made (2 In)
04:07				10 HAIDARI H Assist
04:07	11 PASSIWAN D Personal foul			
04:07				5 GUSTAVSSON J Foul On
04:07				5 GUSTAVSSON J Free Throw missed (1 Out)
04:06				9 WALLIN D Personal foul
04:06	11 PASSIWAN D Foul On			
04:06				9 WALLIN D Player OUT ---->>
04:06				6 LARSSON N Player OUT ---->>
04:06				4 NYLANDER P Player IN <<----
04:06				12 AKERBERG T Player IN <<----
03:47	11 PASSIWAN D 2-Pts missed (2 out)			
03:45				5 GUSTAVSSON J Defensive Rebound
03:33		68-67	+1	5 GUSTAVSSON J 2-Pts paint made (2 In)
03:31				10 HAIDARI H Assist
03:13	9 FISCHER F 2-Pts paint made (2 In)	70-67	+3	
02:55		70-69	+1	5 GUSTAVSSON J 2-Pts paint made (2 In)



## PLAY BY PLAY

文字比分播报

GER 78 vs 72 SWE

Attendance: 7684

Game Time	GER - Germany	Score	Lead	SWE - Sweden
02:55				11 KOHLSTROM P Assist
02:55	11 PASSIWAN D Personal foul			
02:55				5 GUSTAVSSON J Foul On
02:55	12 WOLK S Player OUT ---->>			
02:55	15 KOHLER-LENZ D Player IN <<----			
02:55				5 GUSTAVSSON J Free Throw missed (1 Out)
02:55	Defensive Rebound			
02:44				12 AKERBERG T Personal foul
02:44	11 PASSIWAN D Foul On			
02:44	11 PASSIWAN D Free Throw missed (1 Out)			
02:44	11 PASSIWAN D Free Throw made (1 In)	71-69	+2	
02:20				10 HAIDARI H 2-Pts missed (2 out)
02:18	15 KOHLER-LENZ D Defensive Rebound			
01:59	7 LEHMANN L 2-Pts made (2 In)	73-69	+4	
01:43				5 GUSTAVSSON J 2-Pts missed (2 out)
01:42	11 PASSIWAN D Defensive Rebound			
01:26	7 LEHMANN L 2-Pts missed (2 out)			
01:25				5 GUSTAVSSON J Defensive Rebound
01:23	7 LEHMANN L Personal foul			
01:23				10 HAIDARI H Foul On
01:23		73-70	+3	10 HAIDARI H Free Throw made (1 In)
01:23				10 HAIDARI H Free Throw missed (1 Out)
01:20	Defensive Rebound			
01:01	7 LEHMANN L 2 Pts paint missed (2 Out)			
01:00	15 KOHLER-LENZ D Offensive Rebound			
01:00	15 KOHLER-LENZ D 2-Pts paint made (2 In)	75-70	+5	
00:47				10 HAIDARI H 3-Pts missed (3 Out)
00:46				11 KOHLSTROM P Offensive Rebound
00:46		75-72	+3	11 KOHLSTROM P 2-Pts paint made (2 In)
00:20	11 PASSIWAN D 2-Pts missed (2 out)			
00:20				10 HAIDARI H Defensive Rebound
00:20				4 NYLANDER P 2 Pts paint missed (2 Out)
00:20				11 KOHLSTROM P Personal foul
00:20				Time out
00:20	11 PASSIWAN D Foul On			
00:20	11 PASSIWAN D Free Throw made (1 In)	76-72	+4	
00:20	11 PASSIWAN D Free Throw made (1 In)	77-72	+5	
00:07				12 AKERBERG T 3-Pts missed (3 Out)
00:07	15 KOHLER-LENZ D Defensive Rebound			
00:07	15 KOHLER-LENZ D Foul On			
00:07				11 KOHLSTROM P Personal foul
00:07	15 KOHLER-LENZ D Free Throw made (1 In)	78-72	+6	



## PLAY BY PLAY

文字比分播报

GER 78 vs 72 SWE

Attendance: 7684

Game Time	GER - Germany	Score	Lead	SWE - Sweden
00:06	15 KOHLER-LENZ D Free Throw missed (1 Out)			
00:01				11 KOHLSTROM P Defensive Rebound



## RESULTS

比赛成绩

### GER 37 vs 39 SWE

Attendance: 7684

Referee: GOMEZ RUF Antonia (ESP)  
Umpires: ROJA Cristian (ITA); GIORDANO Sergio (CAN)

Commissioner: LOVE Greg (AUS)  
Classifier: TSUNEMI Hiroshi (JPN)

		Q1		Q2	
Scoring by 5 min intervals:	GER	8	20	29	37
	SWE	9	18	29	39

#### GER - GERMANY

No.	Name	Sport Class	MIN	Field Goals		2 Points		3 Points		Free Throws		Rebounds			AS	TO	ST	BS	PF	FO	PTS
				M/A	%	M/A	%	M/A	%	M/A	%	OR	DR	TOT							
*5	SCHUERMANN Jens	1.0	11:22	1/1	100	1/1	100						1	1		1			3		2
*7	LEHMANN Lars	3.0	10:14	2/5	40	2/5	40			1/2	50	1		1	3	2	1		1	1	5
*9	FISCHER Florian	1.5	10:14													1			1	1	0
*11	PASSIWAN Dirk	4.5	10:14	4/7	57	4/6	67	0/1	0						2		1				8
*15	KOHLER-LENZ Dirk	4.0	20:00	2/4	50	2/4	50			1/1	100		5	5		1			1	1	5
4	LOHMANN Bjoern	1.0	08:38	0/1	0	0/1	0												1		0
6	QUALI Mimoun	3.0	00:00																		0
8	BIENEK Andre	3.0	09:46	2/6	33	2/6	33					2	1	3			1		1		4
10	KRESS Andreas	3.5	00:00																		0
12	WOLK Sebastian	4.0	09:46	4/6	67	4/6	67			1/1	100	1	4	5		1	1		1	1	9
13	CHRISTINK Lars (C)	2.0	09:46	2/7	29	2/7	29								1				1		4
Team/Coach																					
<b>Totals</b>				17/37	46	17/36	47	0/1	0	3/4	75	4	11	15	6	5	5		10	4	37
Coach		WIEGMANN Frits																			
Assistant Coach		MOERTL Sigi																			

#### SWE - SWEDEN

No.	Name	Sport Class	MIN	Field Goals		2 Points		3 Points		Free Throws		Rebounds			AS	TO	ST	BS	PF	FO	PTS
				M/A	%	M/A	%	M/A	%	M/A	%	OR	DR	TOT							
*5	GUSTAVSSON Joachim	3.5	20:00	6/10	60	6/10	60						5	5	1					1	12
*6	LARSSON Niclas	1.0	11:42																		0
*9	WALLIN Dan	4.0	11:42	3/6	50	3/6	50					1	3	4					1		6
*10	HAIDARI Hussein	3.0	20:00	2/4	50	2/4	50			5/8	63			10	4	2		2	6	9	
*11	KOHLSTROM Peter	2.5	20:00	4/7	57	4/7	57			1/2	50		6	6		1				1	9
4	NYLANDER Patrik	2.0	08:18	1/1	100	1/1	100			1/2	50		1	1	2					1	3
7	BYQVIST Per	3.0	00:00																		0
8	ABLORH Enoch (C)	4.0	00:00																		0
12	AKERBERG Thomas	3.0	08:18												2	1		1	1	0	
13	LARSSON Thomas	1.0	00:00																		0
14	LINDEN Joakim	2.5	00:00																		0
15	MENG Robin	3.0	00:00																		0
Team/Coach																					
<b>Totals</b>				16/28	57	16/28	57			7/12	58	1	17	18	13	6	4		4	10	39
Coach		LOPES Ines																			
Assistant Coach		ANDER Nils ANDERSSON Lars Gunnar																			

	GER	SWE
Points from Turnovers	4	4
Points in the Paint	18	20
Second Chance Points	6	0
Fast Break Points	0	0

	GER	SWE
Biggest Lead	5	4
Biggest Scoring Run	6-0(37-35)	5-0(25-25)
Lead Changes	8	
Times Tied	10	

#### Legend:

%	Shooting Percentage	(C)	Captain	*	Starters	AS	Assists
BS	Blocked Shots	DR	Defensive Rebounds	FO	Fouls On	M/A	Made/Attempts
MIN	Minutes Played	OR	Offensive Rebounds	PF	Fouls	PTS	Points
Qx	Quarter Time	ST	Steals	TO	Turnovers	TOT	Total Rebounds



## RESULTS

比赛成绩

### GER 78 vs 72 SWE

Attendance: 7684

Referee: GOMEZ RUF Antonia (ESP)

Commissioner: LOVE Greg (AUS)

Umpires: ROJA Cristian (ITA); GIORDANO Sergio (CAN)

Classifier: TSUNEMI Hiroshi (JPN)

		Q1		Q2		Q3		Q4	
Scoring by 5 min intervals:	GER	8	20	29	37	45	54	64	78
	SWE	9	18	29	39	48	57	63	72

#### GER - GERMANY

No.	Name	Sport Class	MIN	Field Goals		2 Points		3 Points		Free Throws		Rebounds			AS	TO	ST	BS	PF	FO	PTS	
				M/A	%	M/A	%	M/A	%	M/A	%	OR	DR	TOT								
*5	SCHUERMANN Jens	1.0	31:22	2/4	50	2/4	50					1	1	2		1			3	1	4	
*7	LEHMANN Lars	3.0	23:05	3/9	33	3/9	33			1/2	50	2		2	7	2	1		4	1	7	
*9	FISCHER Florian	1.5	17:40	1/1	100	1/1	100						1	1			2		1	2	2	
*11	PASSIWAN Dirk	4.5	20:14	9/17	53	9/15	60	0/2	0	3/4	75		1	1	3		1		2	4	21	
*15	KOHLER-LENZ Dirk	4.0	32:55	4/8	50	4/8	50			6/10	60	2	9	11		1			3	6	14	
4	LOHMANN Bjoern	1.0	08:38	0/1	0	0/1	0												1		0	
6	QUALI Mimoun	3.0	00:00																		0	
8	BIENEK Andre	3.0	19:29	2/6	33	2/6	33			1/2	50	2	1	3			1		2	1	5	
10	KRESS Andreas	3.5	00:00																		0	
12	WOLK Sebastian	4.0	26:51	8/15	53	8/15	53			3/3	100	2	7	9	1	1	3		4	2	19	
13	CHRISTINK Lars (C)	2.0	19:46	3/11	27	3/11	27					1	1	2	3				2		6	
Team/Coach																						
<b>Totals</b>				32/72	44	32/70	46	0/2	0	14/21	67	10	23	33	14	5	8			22	17	78
Coach		WIEGMANN Frits																				
Assistant Coach		MOERTL Sigg																				

#### SWE - SWEDEN

No.	Name	Sport Class	MIN	Field Goals		2 Points		3 Points		Free Throws		Rebounds			AS	TO	ST	BS	PF	FO	PTS	
				M/A	%	M/A	%	M/A	%	M/A	%	OR	DR	TOT								
*5	GUSTAVSSON Joachim	3.5	40:00	10/15	67	10/15	67			0/2	0		12	12	1				2	3	20	
*6	LARSSON Niclas	1.0	27:36																2		0	
*9	WALLIN Dan	4.0	23:36	4/10	40	4/10	40			2/4	50	2	3	5		1			5	4	10	
*10	HAIDARI Hussein	3.0	40:00	7/14	50	7/13	54	0/1	0	7/12	58	1	2	3	15	6	2		4	11	21	
*11	KOHLSTROM Peter	2.5	40:00	8/12	67	8/12	67			2/4	50	1	13	14	1	1	1		2	2	18	
4	NYLANDER Patrik	2.0	12:24	1/2	50	1/2	50			1/2	50		1	1	2					1	3	
7	BYQVIST Per	3.0	00:00																		0	
8	ABLORH Enoch (C)	4.0	04:00	0/1	0	0/1	0									2					0	
12	AKERBERG Thomas	3.0	12:24	0/1	0			0/1	0						2	1			2	1	0	
13	LARSSON Thomas	1.0	00:00																		0	
14	LINDEN Joakim	2.5	00:00																		0	
15	MENG Robin	3.0	00:00																		0	
Team/Coach																						
<b>Totals</b>				30/55	55	30/53	57	0/2	0	12/24	50	4	34	38	19	12	4			17	22	72
Coach		LOPES Ines																				
Assistant Coach		ANDER Nils ANDERSSON Lars Gunnar																				

	GER	SWE
Points from Turnovers	8	4
Points in the Paint	40	44
Second Chance Points	19	4
Fast Break Points	0	0

	GER	SWE
Biggest Lead	6	6
Biggest Scoring Run	6-0(37-35)	6-0(41-47)
Lead Changes	11	
Times Tied	13	

#### Legend:

%	Shooting Percentage	(C)	Captain	*	Starters	AS	Assists
BS	Blocked Shots	DR	Defensive Rebounds	FO	Fouls On	M/A	Made/Attempts
MIN	Minutes Played	OR	Offensive Rebounds	OTx	Overtime	PF	Fouls
PTS	Points	Qx	Quarter Time	ST	Steals	TO	Turnovers
TOT	Total Rebounds						



## START LIST

首发名单

### CAN - IRI

**Referee:** SALGUERO Cristian Ariel (ARG)  
**Umpires:** GREGORY Christopher (GBR); OTTO Jorg-Ulrich (GER)

**Commissioner:** COSSAER Dirk Lodewijk M (BEL)  
**Classifier:** RIBEIRO Maria Sonia (BRA)

#### CAN - Canada

No.	Name	Pos	Age	Sport Class	Current Games Statistics						
					PPG	FG%	3FG%	FT%	RPG	APG	MPG (GP)
4	DUREPOS David	F/G	40	3.5	10.3	43	38	100	3.0	3.5	17:30 (4)
5	ROUILLARD Yvon	F	36	3.0	4.0	62		0	1.8	0.3	12:00 (4)
6	HEDGES Robert	F/G	28	2.5	0.0	0			0.7		07:00 (3)
7	PETER Richard	F/G	36	2.5	8.3	41		50	4.5	0.5	27:32 (4)
8	JOHNSON Joey	C	33	4.5	7.0	47		43	7.0	2.8	16:57 (4)
9	NORTON Ross	F	35	2.0	2.5	50			0.8	0.8	12:42 (4)
10	LANCIA Adam	F	28	4.5	5.0	36	50	40	2.8	0.8	07:30 (4)
11	BORISOFF Jaimie (C)	G	38	1.0	3.3	43		33	0.8	1.8	24:01 (4)
12	ANDERSON Patrick	F	29	4.5	18.0	50	38	57	12.3	5.3	22:39 (4)
13	STOUTENBERG Chris	G	30	1.0	1.8	23		50	2.0	1.0	21:04 (4)
14	DINI Abditatch	G	27	1.0	2.0	67			2.3	0.3	17:24 (4)
15	ENG David	F	31	4.5	7.8	38	50	67	2.8	0.3	15:22 (4)
Team			32.6		69.8	44	41	51	40.3	17.0	
<b>Coach</b>		FROGLEY Mile									
<b>Assistant Coach</b>		TONELLO Jerry					BOWES Paul				

CAN Played		
PR	GER	62-59
PR	RSA	80-55
PR	SWE	62-52
PR	JPN	75-48

#### IRI - Islamic Republic of Iran

No.	Name	Pos	Age	Sport Class	Current Games Statistics						
					PPG	FG%	3FG%	FT%	RPG	APG	MPG (GP)
4	BOLAGHINALOU Saman	F	21	1.0	0.3	0		50	1.0	0.3	16:13 (4)
5	HESAMY ZADEH Zakaria	G	34	2.5	4.7	38	36		0.7	0.3	05:58 (3)
6	MANSOURI Hakim	F	23	2.0	0.0			0	0.3	0.3	05:44 (3)
7	AHMADI Ebrahim	C	22	4.0	4.5	50		60	2.5	1.0	08:41 (2)
8	DAGHAGHELEPOUR A	F	26	1.5	5.3	39	13	29	3.8	1.0	30:06 (4)
9	HOSSEIN POUR Esmaeel	F	25	1.5	1.3	25		50	1.5	0.5	24:00 (4)
10	AHMADI Alireza	G	32	3.0	20.3	48	34	65	2.5	6.0	34:23 (4)
11	NAMI Gholamreza (C)	F	31	1.0	0.0						14:07 (1)
12	GHARIBLOO Morteza	C	29	4.0	18.5	60	0	71	9.3	0.5	31:51 (4)
13	SIEFI Bahman	F	22	2.0	0.0	0			2.0		07:21 (1)
14	GHOLAM AZAD Vahid	C	20	4.5	8.3	48		45	5.5	0.8	12:09 (4)
15	TORFI MENESHIDI Adel	C	31	4.0	14.8	44		41	9.8	1.8	32:46 (4)
Team			26.3		74.3	47	31	51	35.8	11.8	
<b>Coach</b>		KAMRAVA Abdolghafour									
<b>Assistant Coach</b>		ESHGH Kamal									

IRI Played		
PR	RSA	73-62
PR	SWE	92-66
PR	JPN	69-50
PR	GER	63-73

**Legend:**

3FG%	3 Field Goals %	APG	Assists per Game	C	Centre	F	Forward
FG%	Field Goals %	FT%	Free Throws %	G	Guard	GP	Games Played
MPG	Minutes Played per Game	Pos	Playing Position	PPG	Points per Game	PR	Preliminary Round
RPG	Rebounds per Game						



## PLAY BY PLAY

文字比分播报

CAN 52 vs 35 IRI

Attendance: 9780

Scoring by 5 min intervals:	CAN	Q1		Q2	
		14	30	35	52
	IRI	10	16	27	35

### FIRST QUARTER

#### Quarter Starters:

<b>CAN</b> 7 PETER R	8 JOHNSON J	11 BORISOFF J	12 ANDERSON P	13 STOUTENBERG C
<b>IRI</b> 5 HESAMY ZADEH Z	6 MANSOURI H	11 NAMI G	14 GHOLAM AZAD V	15 TORFI MENESHIDI A

Game Time	CAN - Canada	Score	Lead	IRI - Iran
10:00	7 PETER R Player IN <<-----			
10:00	8 JOHNSON J Player IN <<-----			
10:00	11 BORISOFF J Player IN <<-----			
10:00	12 ANDERSON P Player IN <<-----			
10:00	13 STOUTENBERG C Player IN <<-----			
10:00				5 HESAMY ZADEH Z Player IN <<-----
10:00				6 MANSOURI H Player IN <<-----
10:00				11 NAMI G Player IN <<-----
10:00				14 GHOLAM AZAD V Player IN <<-----
10:00				15 TORFI MENESHIDI A Player IN <<-----
10:00	12 ANDERSON P Tap off won			14 GHOLAM AZAD V Tap off lost
09:49	7 PETER R 2 Pts paint missed (2 Out)			
09:47				14 GHOLAM AZAD V Blocked Shot
09:45				14 GHOLAM AZAD V Defensive Rebound
09:41	13 STOUTENBERG C Personal foul			
09:41				6 MANSOURI H Foul On
09:39				6 MANSOURI H Turnover
09:29				6 MANSOURI H Personal foul
09:29	12 ANDERSON P Foul On			
09:16	12 ANDERSON P 2-Pts made (2 In)	2-0	+2	
08:59				6 MANSOURI H Turnover
08:52				11 NAMI G Personal foul
08:52	8 JOHNSON J Foul On			
08:52	8 JOHNSON J Free Throw missed (1 Out)			
08:52	8 JOHNSON J Free Throw missed (1 Out)			
08:49				14 GHOLAM AZAD V Defensive Rebound
08:39		2-3	-1	5 HESAMY ZADEH Z 3-Pts made (3 In)
08:18	7 PETER R 2-Pts paint made (2 In)	4-3	+1	
08:16	8 JOHNSON J Assist			
08:12				11 NAMI G Technical foul
08:12	12 ANDERSON P Free Throw made (1 In)	5-3	+2	
08:12	12 ANDERSON P Free Throw made (1 In)	6-3	+3	
08:01	7 PETER R 2-Pts paint made (2 In)	8-3	+5	
07:59	12 ANDERSON P Assist			



## PLAY BY PLAY

文字比分播报

CAN 52 vs 35 IRI

Attendance: 9780

Game Time	CAN - Canada	Score	Lead	IRI - Iran
07:49				5 HESAMY ZADEH Z Turnover
07:41				5 HESAMY ZADEH Z Personal foul
07:41	12 ANDERSON P Foul On			
07:24	11 BORISOFF J 2-Pts paint made (2 In)	10-3	+7	
07:06		10-6	+4	5 HESAMY ZADEH Z 3-Pts made (3 In)
06:39				14 GHOLAM AZAD V Defensive Rebound
06:37	13 STOUTENBERG C 2 Pts paint missed (2 Out)			
06:22	8 JOHNSON J Steal			
06:22				15 TORFI MENESHIDI A Turnover
06:09	8 JOHNSON J 2-Pts paint made (2 In)	12-6	+6	
06:07	12 ANDERSON P Assist			
05:49		12-8	+4	14 GHOLAM AZAD V 2-Pts paint made (2 In)
05:47				15 TORFI MENESHIDI A Assist
05:34	7 PETER R 2-Pts paint made (2 In)	14-8	+6	
05:32	13 STOUTENBERG C Assist			
05:05		14-10	+4	14 GHOLAM AZAD V 2-Pts made (2 In)
04:43	7 PETER R 2-Pts paint made (2 In)	16-10	+6	
04:42	12 ANDERSON P Assist			
04:26				5 HESAMY ZADEH Z 3-Pts missed (3 Out)
04:24	12 ANDERSON P Defensive Rebound			
04:22				14 GHOLAM AZAD V Personal foul
04:22	8 JOHNSON J Foul On			
04:22	8 JOHNSON J Free Throw made (1 In)	17-10	+7	
04:21	8 JOHNSON J Free Throw missed (1 Out)			
04:17	12 ANDERSON P Offensive Rebound			
04:17	12 ANDERSON P 2 Pts paint missed (2 Out)			
04:14				14 GHOLAM AZAD V Defensive Rebound
03:58				6 MANSOURI H 2 Pts paint missed (2 Out)
03:56	11 BORISOFF J Defensive Rebound			
03:45	13 STOUTENBERG C 2 Pts paint missed (2 Out)			
03:45	7 PETER R Offensive Rebound			
03:45	7 PETER R 2-Pts paint made (2 In)	19-10	+9	
03:45				6 MANSOURI H Personal foul
03:45	7 PETER R Foul On			
03:44	7 PETER R Free Throw made (1 In)	20-10	+10	
03:30				14 GHOLAM AZAD V Turnover
03:13	8 JOHNSON J 2-Pts paint made (2 In)	22-10	+12	
03:13	13 STOUTENBERG C Assist			
03:13	8 JOHNSON J Foul On			
03:13				14 GHOLAM AZAD V Personal foul
03:12	8 JOHNSON J Free Throw missed (1 Out)			
03:08	12 ANDERSON P Offensive Rebound			





## PLAY BY PLAY

文字比分播报

CAN 52 vs 35 IRI

Attendance: 9780

Game Time	CAN - Canada	Score	Lead	IRI - Iran
03:08	12 ANDERSON P 2-Pts paint made (2 In)	24-10	+14	
02:50		24-13	+11	5 HESAMY ZADEH Z 3-Pts made (3 In)
02:49	14 DINI A Player IN <<----			
02:49	11 BORISOFF J Player OUT ---->>			
02:49	15 ENG D Player IN <<----			
02:49	8 JOHNSON J Player OUT ---->>			
02:29	14 DINI A 2-Pts made (2 In)	26-13	+13	
02:27	12 ANDERSON P Assist			
02:15				5 HESAMY ZADEH Z 3-Pts missed (3 Out)
02:13	15 ENG D Defensive Rebound			
02:02	15 ENG D 2-Pts paint made (2 In)	28-13	+15	
02:01	7 PETER R Assist			
01:53				5 HESAMY ZADEH Z Offensive foul
01:53				5 HESAMY ZADEH Z Turnover
01:53	12 ANDERSON P Foul On			
01:43	12 ANDERSON P 3-Pts missed (3 Out)			
01:42	Offensive Rebound			
01:29	12 ANDERSON P Turnover			
01:29				5 HESAMY ZADEH Z Steal
01:29				15 TORFI MENESHIDI A Turnover
01:04	7 PETER R 2-Pts paint made (2 In)	30-13	+17	
01:02	12 ANDERSON P Assist			
00:36				14 GHOLAM AZAD V Turnover
00:15	12 ANDERSON P 2 Pts paint missed (2 Out)			
00:14				Defensive Rebound
00:00		30-16	+14	15 TORFI MENESHIDI A 3-Pts made (3 In)

## SECOND QUARTER

### Quarter Starters:

**CAN** 4 DUREPOS D      7 PETER R      9 NORTON R      11 BORISOFF J      10 LANCIA A  
**IRI** 4 BOLAGHINALOU S      7 AHMADI E      13 SIEFI B      12 GHARIBLOO M      10 AHMADI A

Game Time	CAN - Canada	Score	Lead	IRI - Iran
10:00	4 DUREPOS D Player IN <<----			
10:00	7 PETER R Player IN <<----			
10:00	9 NORTON R Player IN <<----			
10:00	11 BORISOFF J Player IN <<----			
10:00	10 LANCIA A Player IN <<----			
10:00				4 BOLAGHINALOU S Player IN <<----
10:00				7 AHMADI E Player IN <<----
10:00				13 SIEFI B Player IN <<----
10:00				12 GHARIBLOO M Player IN <<----
10:00				10 AHMADI A Player IN <<----



## PLAY BY PLAY

文字比分播报

CAN 52 vs 35 IRI

Attendance: 9780

Game Time	CAN - Canada	Score	Lead	IRI - Iran
10:00	9 NORTON R Player OUT ---->>			
10:00	8 JOHNSON J Player IN <<----			
10:00	8 JOHNSON J Player OUT ---->>			
10:00	9 NORTON R Player IN <<----			
09:51				Tap off situation, throw-in
09:51				7 AHMADI E Turnover
09:50	10 LANCIA A Player OUT ---->>			
09:50	8 JOHNSON J Player IN <<----			
09:36	7 PETER R 2 Pts paint missed (2 Out)			
09:35				7 AHMADI E Defensive Rebound
09:35	4 DUREPOS D Unsportmanlike foul			
09:35				10 AHMADI A Foul On
09:35		30-17	+13	10 AHMADI A Free Throw made (1 In)
09:35		30-18	+12	10 AHMADI A Free Throw made (1 In)
09:24				10 AHMADI A 3-Pts missed (3 Out)
09:22				12 GHARIBLOO M Offensive Rebound
09:22	11 BORISOFF J Personal foul			
09:22				10 AHMADI A Foul On
09:22				10 AHMADI A Free Throw missed (1 Out)
09:22				10 AHMADI A Free Throw missed (1 Out)
09:18	11 BORISOFF J Defensive Rebound			
09:12	7 PETER R Offensive foul			
09:12	7 PETER R Turnover			
09:12				13 SIEFI B Foul On
09:12	Time out			
08:56				12 GHARIBLOO M 2-Pts missed (2 out)
08:53	8 JOHNSON J Defensive Rebound			
08:48	7 PETER R Foul On			
08:48				10 AHMADI A Personal foul
08:48	7 PETER R Free Throw made (1 In)	31-18	+13	
08:48	7 PETER R Free Throw missed (1 Out)			
08:46				12 GHARIBLOO M Defensive Rebound
08:32				10 AHMADI A 2 Pts paint missed (2 Out)
08:29				13 SIEFI B Offensive Rebound
08:12		31-20	+11	7 AHMADI E 2-Pts made (2 In)
08:00	8 JOHNSON J Foul On			
08:00				12 GHARIBLOO M Personal foul
08:00	8 JOHNSON J Free Throw missed (1 Out)			
08:00	8 JOHNSON J Free Throw made (1 In)	32-20	+12	
07:46				12 GHARIBLOO M Foul On
07:46	7 PETER R Personal foul			
07:46				12 GHARIBLOO M Free Throw missed (1 Out)



## PLAY BY PLAY

文字比分播报

CAN 52 vs 35 IRI

Attendance: 9780

Game Time	CAN - Canada	Score	Lead	IRI - Iran
07:46		32-21	+11	12 GHARIBLOO M Free Throw made (1 In)
07:34	4 DUREPOS D 2-Pts made (2 In)	34-21	+13	
07:22				7 AHMADI E Turnover
07:08				7 AHMADI E Defensive Rebound
07:06	11 BORISOFF J 2-Pts missed (2 out)			
06:57				12 GHARIBLOO M 2 Pts paint missed (2 Out)
06:56	Defensive Rebound			
06:56	Tap off situation, throw-in			
06:45	8 JOHNSON J Foul On			
06:45				7 AHMADI E Personal foul
06:45	8 JOHNSON J Free Throw missed (1 Out)			
06:45	8 JOHNSON J Free Throw made (1 In)	35-21	+14	
06:29		35-23	+12	13 SIEFI B 2-Pts paint made (2 In)
06:28				7 AHMADI E Assist
06:21	7 PETER R Turnover			
06:21				12 GHARIBLOO M Steal
06:21	7 PETER R Personal foul			
06:21				12 GHARIBLOO M Foul On
06:21	6 HEDGES R Player IN <<----			
06:21	7 PETER R Player OUT ---->>			
06:21				Time out
06:21				12 GHARIBLOO M Free Throw missed (1 Out)
06:21		35-24	+11	12 GHARIBLOO M Free Throw made (1 In)
06:06	4 DUREPOS D 2 Pts paint missed (2 Out)			
06:04				10 AHMADI A Defensive Rebound
05:51		35-27	+8	10 AHMADI A 3-Pts made (3 In)
05:48				7 AHMADI E Assist
05:16	11 BORISOFF J 2 Pts paint missed (2 Out)			
05:15				10 AHMADI A Defensive Rebound
05:11				10 AHMADI A 2 Pts paint missed (2 Out)
05:08	11 BORISOFF J Defensive Rebound			
05:07	11 BORISOFF J Turnover			
05:07				13 SIEFI B Steal
04:54		35-30	+5	13 SIEFI B 3-Pts made (3 In)
04:35	6 HEDGES R Turnover			
04:35				4 BOLAGHINALOU S Steal
04:35				13 SIEFI B Turnover
04:29	4 DUREPOS D 3-Pts missed (3 Out)			
04:27				12 GHARIBLOO M Defensive Rebound
04:23	11 BORISOFF J Personal foul			
04:23				10 AHMADI A Foul On
04:23		35-31	+4	10 AHMADI A Free Throw made (1 In)



## PLAY BY PLAY

文字比分播报

CAN 52 vs 35 IRI

Attendance: 9780

Game Time	CAN - Canada	Score	Lead	IRI - Iran
04:23		35-32	+3	10 AHMADI A Free Throw made (1 In)
04:15				13 SIEFI B Personal foul
04:15	6 HEDGES R Foul On			
04:15	6 HEDGES R Free Throw missed (1 Out)			
04:15	6 HEDGES R Free Throw made (1 In)	36-32	+4	
04:03	8 JOHNSON J Personal foul			
04:03				12 GHARIBLOO M Foul On
04:03		36-33	+3	12 GHARIBLOO M Free Throw made (1 In)
04:03		36-34	+2	12 GHARIBLOO M Free Throw made (1 In)
03:40	9 NORTON R 2-Pts paint made (2 In)	38-34	+4	
03:38	4 DUREPOS D Assist			
03:29				10 AHMADI A 2 Pts paint missed (2 Out)
03:28	4 DUREPOS D Defensive Rebound			
03:22	9 NORTON R Fast Break			
03:19	9 NORTON R 2-Pts paint made (2 In)	40-34	+6	
02:54				10 AHMADI A Turnover
02:54	6 HEDGES R Steal			
02:54	6 HEDGES R Turnover			
02:54				12 GHARIBLOO M Steal
02:54				12 GHARIBLOO M Turnover
02:35	8 JOHNSON J 2-Pts paint made (2 In)	42-34	+8	
02:18	8 JOHNSON J Steal			
02:18				10 AHMADI A Turnover
02:11	6 HEDGES R 2 Pts paint missed (2 Out)			
02:08				7 AHMADI E Defensive Rebound
01:58				7 AHMADI E 2 Pts paint missed (2 Out)
01:56	4 DUREPOS D Defensive Rebound			
01:44	11 BORISOFF J 2 Pts paint missed (2 Out)			
01:43	9 NORTON R Offensive Rebound			
01:43	9 NORTON R 2-Pts paint made (2 In)	44-34	+10	
01:43				15 TORFI MENESHIDI A Player IN <<----
01:43				7 AHMADI E Player OUT ---->>
01:32				10 AHMADI A 2 Pts paint missed (2 Out)
01:29	8 JOHNSON J Defensive Rebound			
01:22	4 DUREPOS D Fast Break			
01:20	4 DUREPOS D 2-Pts paint made (2 In)	46-34	+12	
00:57				10 AHMADI A 2-Pts missed (2 out)
00:55	9 NORTON R Defensive Rebound			
00:43	11 BORISOFF J 2-Pts missed (2 out)			
00:41	4 DUREPOS D Offensive Rebound			
00:41	4 DUREPOS D 2-Pts paint made (2 In)	48-34	+14	
00:23				12 GHARIBLOO M Turnover



## PLAY BY PLAY

文字比分播报

**CAN 52 vs 35 IRI**

**Attendance: 9780**

Game Time	CAN - Canada	Score	Lead	IRI - Iran
00:22	8 JOHNSON J Turnover			
00:08	11 BORISOFF J Personal foul			
00:08				10 AHMADI A Foul On
00:08	7 PETER R Player IN <<----			
00:08	6 HEDGES R Player OUT ---->>			
00:08				10 AHMADI A Free Throw missed (1 Out)
00:08		48-35	+13	10 AHMADI A Free Throw made (1 In)
00:01	4 DUREPOS D 2-Pts paint made (2 In)	50-35	+15	
00:01	7 PETER R Assist			
00:01				10 AHMADI A Turnover
00:00	7 PETER R 2-Pts paint made (2 In)	52-35	+17	
00:00	11 BORISOFF J Assist			



## PLAY BY PLAY

文字比分播报

CAN 93 vs 62 IRI

Attendance: 9780

Scoring by 5 min intervals:		Q1		Q2		Q3		Q4	
CAN		14	30	35	52	61	73	86	93
IRI		10	16	27	35	47	55	58	62

### FIRST QUARTER

#### Quarter Starters:

**CAN** 7 PETER R      8 JOHNSON J      11 BORISOFF J      12 ANDERSON P      13 STOUTENBERG C  
**IRI** 5 HESAMY ZADEH Z      6 MANSOURI H      11 NAMI G      14 GHOLAM AZAD V      15 TORFI MENESHIDI A

Game Time	CAN - Canada	Score	Lead	IRI - Iran
10:00	7 PETER R Player IN <<-----			
10:00	8 JOHNSON J Player IN <<-----			
10:00	11 BORISOFF J Player IN <<-----			
10:00	12 ANDERSON P Player IN <<-----			
10:00	13 STOUTENBERG C Player IN <<-----			
10:00				5 HESAMY ZADEH Z Player IN <<-----
10:00				6 MANSOURI H Player IN <<-----
10:00				11 NAMI G Player IN <<-----
10:00				14 GHOLAM AZAD V Player IN <<-----
10:00				15 TORFI MENESHIDI A Player IN <<-----
10:00	12 ANDERSON P Tap off won			14 GHOLAM AZAD V Tap off lost
09:49	7 PETER R 2 Pts paint missed (2 Out)			
09:47				14 GHOLAM AZAD V Blocked Shot
09:45				14 GHOLAM AZAD V Defensive Rebound
09:41	13 STOUTENBERG C Personal foul			
09:41				6 MANSOURI H Foul On
09:39				6 MANSOURI H Turnover
09:29				6 MANSOURI H Personal foul
09:29	12 ANDERSON P Foul On			
09:16	12 ANDERSON P 2-Pts made (2 In)	2-0	+2	
08:59				6 MANSOURI H Turnover
08:52				11 NAMI G Personal foul
08:52	8 JOHNSON J Foul On			
08:52	8 JOHNSON J Free Throw missed (1 Out)			
08:52	8 JOHNSON J Free Throw missed (1 Out)			
08:49				14 GHOLAM AZAD V Defensive Rebound
08:39		2-3	-1	5 HESAMY ZADEH Z 3-Pts made (3 In)
08:18	7 PETER R 2-Pts paint made (2 In)	4-3	+1	
08:16	8 JOHNSON J Assist			
08:12				11 NAMI G Technical foul
08:12	12 ANDERSON P Free Throw made (1 In)	5-3	+2	
08:12	12 ANDERSON P Free Throw made (1 In)	6-3	+3	
08:01	7 PETER R 2-Pts paint made (2 In)	8-3	+5	
07:59	12 ANDERSON P Assist			



## PLAY BY PLAY

文字比分播报

CAN 93 vs 62 IRI

Attendance: 9780

Game Time	CAN - Canada	Score	Lead	IRI - Iran
07:49				5 HESAMY ZADEH Z Turnover
07:41				5 HESAMY ZADEH Z Personal foul
07:41	12 ANDERSON P Foul On			
07:24	11 BORISOFF J 2-Pts paint made (2 In)	10-3	+7	
07:06		10-6	+4	5 HESAMY ZADEH Z 3-Pts made (3 In)
06:39				14 GHOLAM AZAD V Defensive Rebound
06:37	13 STOUTENBERG C 2 Pts paint missed (2 Out)			
06:22	8 JOHNSON J Steal			
06:22				15 TORFI MENESHIDI A Turnover
06:09	8 JOHNSON J 2-Pts paint made (2 In)	12-6	+6	
06:07	12 ANDERSON P Assist			
05:49		12-8	+4	14 GHOLAM AZAD V 2-Pts paint made (2 In)
05:47				15 TORFI MENESHIDI A Assist
05:34	7 PETER R 2-Pts paint made (2 In)	14-8	+6	
05:32	13 STOUTENBERG C Assist			
05:05		14-10	+4	14 GHOLAM AZAD V 2-Pts made (2 In)
04:43	7 PETER R 2-Pts paint made (2 In)	16-10	+6	
04:42	12 ANDERSON P Assist			
04:26				5 HESAMY ZADEH Z 3-Pts missed (3 Out)
04:24	12 ANDERSON P Defensive Rebound			
04:22				14 GHOLAM AZAD V Personal foul
04:22	8 JOHNSON J Foul On			
04:22	8 JOHNSON J Free Throw made (1 In)	17-10	+7	
04:21	8 JOHNSON J Free Throw missed (1 Out)			
04:17	12 ANDERSON P Offensive Rebound			
04:17	12 ANDERSON P 2 Pts paint missed (2 Out)			
04:14				14 GHOLAM AZAD V Defensive Rebound
03:58				6 MANSOURI H 2 Pts paint missed (2 Out)
03:56	11 BORISOFF J Defensive Rebound			
03:45	13 STOUTENBERG C 2 Pts paint missed (2 Out)			
03:45	7 PETER R Offensive Rebound			
03:45	7 PETER R 2-Pts paint made (2 In)	19-10	+9	
03:45				6 MANSOURI H Personal foul
03:45	7 PETER R Foul On			
03:44	7 PETER R Free Throw made (1 In)	20-10	+10	
03:30				14 GHOLAM AZAD V Turnover
03:13	8 JOHNSON J 2-Pts paint made (2 In)	22-10	+12	
03:13	13 STOUTENBERG C Assist			
03:13	8 JOHNSON J Foul On			
03:13				14 GHOLAM AZAD V Personal foul
03:12	8 JOHNSON J Free Throw missed (1 Out)			
03:08	12 ANDERSON P Offensive Rebound			



## PLAY BY PLAY

文字比分播报

CAN 93 vs 62 IRI

Attendance: 9780

Game Time	CAN - Canada	Score	Lead	IRI - Iran
03:08	12 ANDERSON P 2-Pts paint made (2 In)	24-10	+14	
02:50		24-13	+11	5 HESAMY ZADEH Z 3-Pts made (3 In)
02:49	14 DINI A Player IN <<----			
02:49	11 BORISOFF J Player OUT ---->>			
02:49	15 ENG D Player IN <<----			
02:49	8 JOHNSON J Player OUT ---->>			
02:29	14 DINI A 2-Pts made (2 In)	26-13	+13	
02:27	12 ANDERSON P Assist			
02:15				5 HESAMY ZADEH Z 3-Pts missed (3 Out)
02:13	15 ENG D Defensive Rebound			
02:02	15 ENG D 2-Pts paint made (2 In)	28-13	+15	
02:01	7 PETER R Assist			
01:53				5 HESAMY ZADEH Z Offensive foul
01:53				5 HESAMY ZADEH Z Turnover
01:53	12 ANDERSON P Foul On			
01:43	12 ANDERSON P 3-Pts missed (3 Out)			
01:42	Offensive Rebound			
01:29	12 ANDERSON P Turnover			
01:29				5 HESAMY ZADEH Z Steal
01:29				15 TORFI MENESHIDI A Turnover
01:04	7 PETER R 2-Pts paint made (2 In)	30-13	+17	
01:02	12 ANDERSON P Assist			
00:36				14 GHOLAM AZAD V Turnover
00:15	12 ANDERSON P 2 Pts paint missed (2 Out)			
00:14				Defensive Rebound
00:00		30-16	+14	15 TORFI MENESHIDI A 3-Pts made (3 In)

## SECOND QUARTER

### Quarter Starters:

**CAN** 4 DUREPOS D      7 PETER R      9 NORTON R      11 BORISOFF J      10 LANCIA A  
**IRI** 4 BOLAGHINALOU S      7 AHMADI E      13 SIEFI B      12 GHARIBLOO M      10 AHMADI A

Game Time	CAN - Canada	Score	Lead	IRI - Iran
10:00	4 DUREPOS D Player IN <<----			
10:00	7 PETER R Player IN <<----			
10:00	9 NORTON R Player IN <<----			
10:00	11 BORISOFF J Player IN <<----			
10:00	10 LANCIA A Player IN <<----			
10:00				4 BOLAGHINALOU S Player IN <<----
10:00				7 AHMADI E Player IN <<----
10:00				13 SIEFI B Player IN <<----
10:00				12 GHARIBLOO M Player IN <<----
10:00				10 AHMADI A Player IN <<----





## PLAY BY PLAY

文字比分播报

CAN 93 vs 62 IRI

Attendance: 9780

Game Time	CAN - Canada	Score	Lead	IRI - Iran
10:00	9 NORTON R Player OUT ---->>			
10:00	8 JOHNSON J Player IN <<----			
10:00	8 JOHNSON J Player OUT ---->>			
10:00	9 NORTON R Player IN <<----			
09:51				Tap off situation, throw-in
09:51				7 AHMADI E Turnover
09:50	10 LANCIA A Player OUT ---->>			
09:50	8 JOHNSON J Player IN <<----			
09:36	7 PETER R 2 Pts paint missed (2 Out)			
09:35				7 AHMADI E Defensive Rebound
09:35	4 DUREPOS D Unsportmanlike foul			
09:35				10 AHMADI A Foul On
09:35		30-17	+13	10 AHMADI A Free Throw made (1 In)
09:35		30-18	+12	10 AHMADI A Free Throw made (1 In)
09:24				10 AHMADI A 3-Pts missed (3 Out)
09:22				12 GHARIBLOO M Offensive Rebound
09:22	11 BORISOFF J Personal foul			
09:22				10 AHMADI A Foul On
09:22				10 AHMADI A Free Throw missed (1 Out)
09:22				10 AHMADI A Free Throw missed (1 Out)
09:18	11 BORISOFF J Defensive Rebound			
09:12	7 PETER R Offensive foul			
09:12	7 PETER R Turnover			
09:12				13 SIEFI B Foul On
09:12	Time out			
08:56				12 GHARIBLOO M 2-Pts missed (2 out)
08:53	8 JOHNSON J Defensive Rebound			
08:48	7 PETER R Foul On			
08:48				10 AHMADI A Personal foul
08:48	7 PETER R Free Throw made (1 In)	31-18	+13	
08:48	7 PETER R Free Throw missed (1 Out)			
08:46				12 GHARIBLOO M Defensive Rebound
08:32				10 AHMADI A 2 Pts paint missed (2 Out)
08:29				13 SIEFI B Offensive Rebound
08:12		31-20	+11	7 AHMADI E 2-Pts made (2 In)
08:00	8 JOHNSON J Foul On			
08:00				12 GHARIBLOO M Personal foul
08:00	8 JOHNSON J Free Throw missed (1 Out)			
08:00	8 JOHNSON J Free Throw made (1 In)	32-20	+12	
07:46				12 GHARIBLOO M Foul On
07:46	7 PETER R Personal foul			
07:46				12 GHARIBLOO M Free Throw missed (1 Out)



## PLAY BY PLAY

文字比分播报

CAN 93 vs 62 IRI

Attendance: 9780

Game Time	CAN - Canada	Score	Lead	IRI - Iran
07:46		32-21	+11	12 GHARIBLOO M Free Throw made (1 In)
07:34	4 DUREPOS D 2-Pts made (2 In)	34-21	+13	
07:22				7 AHMADI E Turnover
07:08				7 AHMADI E Defensive Rebound
07:06	11 BORISOFF J 2-Pts missed (2 out)			
06:57				12 GHARIBLOO M 2 Pts paint missed (2 Out)
06:56	Defensive Rebound			
06:56	Tap off situation, throw-in			
06:45	8 JOHNSON J Foul On			
06:45				7 AHMADI E Personal foul
06:45	8 JOHNSON J Free Throw missed (1 Out)			
06:45	8 JOHNSON J Free Throw made (1 In)	35-21	+14	
06:29		35-23	+12	13 SIEFI B 2-Pts paint made (2 In)
06:28				7 AHMADI E Assist
06:21	7 PETER R Turnover			
06:21				12 GHARIBLOO M Steal
06:21	7 PETER R Personal foul			
06:21				12 GHARIBLOO M Foul On
06:21	6 HEDGES R Player IN <<----			
06:21	7 PETER R Player OUT ---->>			
06:21				Time out
06:21				12 GHARIBLOO M Free Throw missed (1 Out)
06:21		35-24	+11	12 GHARIBLOO M Free Throw made (1 In)
06:06	4 DUREPOS D 2 Pts paint missed (2 Out)			
06:04				10 AHMADI A Defensive Rebound
05:51		35-27	+8	10 AHMADI A 3-Pts made (3 In)
05:48				7 AHMADI E Assist
05:16	11 BORISOFF J 2 Pts paint missed (2 Out)			
05:15				10 AHMADI A Defensive Rebound
05:11				10 AHMADI A 2 Pts paint missed (2 Out)
05:08	11 BORISOFF J Defensive Rebound			
05:07	11 BORISOFF J Turnover			
05:07				13 SIEFI B Steal
04:54		35-30	+5	13 SIEFI B 3-Pts made (3 In)
04:35	6 HEDGES R Turnover			
04:35				4 BOLAGHINALOU S Steal
04:35				13 SIEFI B Turnover
04:29	4 DUREPOS D 3-Pts missed (3 Out)			
04:27				12 GHARIBLOO M Defensive Rebound
04:23	11 BORISOFF J Personal foul			
04:23				10 AHMADI A Foul On
04:23		35-31	+4	10 AHMADI A Free Throw made (1 In)



## PLAY BY PLAY

文字比分播报

CAN 93 vs 62 IRI

Attendance: 9780

Game Time	CAN - Canada	Score	Lead	IRI - Iran
04:23		35-32	+3	10 AHMADI A Free Throw made (1 In)
04:15				13 SIEFI B Personal foul
04:15	6 HEDGES R Foul On			
04:15	6 HEDGES R Free Throw missed (1 Out)			
04:15	6 HEDGES R Free Throw made (1 In)	36-32	+4	
04:03	8 JOHNSON J Personal foul			
04:03				12 GHARIBLOO M Foul On
04:03		36-33	+3	12 GHARIBLOO M Free Throw made (1 In)
04:03		36-34	+2	12 GHARIBLOO M Free Throw made (1 In)
03:40	9 NORTON R 2-Pts paint made (2 In)	38-34	+4	
03:38	4 DUREPOS D Assist			
03:29				10 AHMADI A 2 Pts paint missed (2 Out)
03:28	4 DUREPOS D Defensive Rebound			
03:22	9 NORTON R Fast Break			
03:19	9 NORTON R 2-Pts paint made (2 In)	40-34	+6	
02:54				10 AHMADI A Turnover
02:54	6 HEDGES R Steal			
02:54	6 HEDGES R Turnover			
02:54				12 GHARIBLOO M Steal
02:54				12 GHARIBLOO M Turnover
02:35	8 JOHNSON J 2-Pts paint made (2 In)	42-34	+8	
02:18	8 JOHNSON J Steal			
02:18				10 AHMADI A Turnover
02:11	6 HEDGES R 2 Pts paint missed (2 Out)			
02:08				7 AHMADI E Defensive Rebound
01:58				7 AHMADI E 2 Pts paint missed (2 Out)
01:56	4 DUREPOS D Defensive Rebound			
01:44	11 BORISOFF J 2 Pts paint missed (2 Out)			
01:43	9 NORTON R Offensive Rebound			
01:43	9 NORTON R 2-Pts paint made (2 In)	44-34	+10	
01:43				15 TORFI MENESHIDI A Player IN <<----
01:43				7 AHMADI E Player OUT ---->>
01:32				10 AHMADI A 2 Pts paint missed (2 Out)
01:29	8 JOHNSON J Defensive Rebound			
01:22	4 DUREPOS D Fast Break			
01:20	4 DUREPOS D 2-Pts paint made (2 In)	46-34	+12	
00:57				10 AHMADI A 2-Pts missed (2 out)
00:55	9 NORTON R Defensive Rebound			
00:43	11 BORISOFF J 2-Pts missed (2 out)			
00:41	4 DUREPOS D Offensive Rebound			
00:41	4 DUREPOS D 2-Pts paint made (2 In)	48-34	+14	
00:23				12 GHARIBLOO M Turnover



## PLAY BY PLAY

文字比分播报

CAN 93 vs 62 IRI

Attendance: 9780

Game Time	CAN - Canada	Score	Lead	IRI - Iran
00:22	8 JOHNSON J Turnover			
00:08	11 BORISOFF J Personal foul			
00:08				10 AHMADI A Foul On
00:08	7 PETER R Player IN <<----			
00:08	6 HEDGES R Player OUT ---->>			
00:08				10 AHMADI A Free Throw missed (1 Out)
00:08		48-35	+13	10 AHMADI A Free Throw made (1 In)
00:01	4 DUREPOS D 2-Pts paint made (2 In)	50-35	+15	
00:01	7 PETER R Assist			
00:01				10 AHMADI A Turnover
00:00	7 PETER R 2-Pts paint made (2 In)	52-35	+17	
00:00	11 BORISOFF J Assist			

## THIRD QUARTER

### Quarter Starters:

**CAN** 5 ROUILLARD Y      14 DINI A      12 ANDERSON P      13 STOUTENBERG C      15 ENG D  
**IRI** 14 GHOLAM AZAD V      5 HESAMY ZADEH Z      6 MANSOURI H      7 AHMADI E      11 NAMI G

Game Time	CAN - Canada	Score	Lead	IRI - Iran
10:00				14 GHOLAM AZAD V Player IN <<----
10:00	5 ROUILLARD Y Player IN <<----			
10:00	14 DINI A Player IN <<----			
10:00	12 ANDERSON P Player IN <<----			
10:00	13 STOUTENBERG C Player IN <<----			
10:00	15 ENG D Player IN <<----			
10:00				5 HESAMY ZADEH Z Player IN <<----
10:00				6 MANSOURI H Player IN <<----
10:00				7 AHMADI E Player IN <<----
10:00				11 NAMI G Player IN <<----
00:00				Tap off situation, throw-in
09:47		52-37	+15	14 GHOLAM AZAD V 2-Pts made (2 In)
09:28	15 ENG D 2 Pts paint missed (2 Out)			
09:27	12 ANDERSON P Offensive Rebound			
09:27	12 ANDERSON P 2-Pts paint made (2 In)	54-37	+17	
09:27	12 ANDERSON P Foul On			
09:27				5 HESAMY ZADEH Z Personal foul
09:27	12 ANDERSON P Free Throw made (1 In)	55-37	+18	
09:12				7 AHMADI E 2-Pts missed (2 out)
09:09				7 AHMADI E Offensive Rebound
09:05				5 HESAMY ZADEH Z Foul On
09:05	13 STOUTENBERG C Personal foul			
09:05		55-38	+17	5 HESAMY ZADEH Z Free Throw made (1 In)
09:05		55-39	+16	5 HESAMY ZADEH Z Free Throw made (1 In)



## PLAY BY PLAY

文字比分播报

CAN 93 vs 62 IRI

Attendance: 9780

Game Time	CAN - Canada	Score	Lead	IRI - Iran
09:03				5 HESAMY ZADEH Z Free Throw missed (1 Out)
09:00	15 ENG D Defensive Rebound			
08:53	12 ANDERSON P Fast Break			
08:51	12 ANDERSON P 2-Pts paint made (2 In)	57-39	+18	
08:40				5 HESAMY ZADEH Z 2-Pts missed (2 out)
08:34				11 NAMI G Offensive Rebound
08:26				7 AHMADI E 2 Pts paint missed (2 Out)
08:24				7 AHMADI E Offensive Rebound
08:24				7 AHMADI E 2 Pts paint missed (2 Out)
08:17				8 DAGHAGHELEPOUR A Offensive Rebound
08:09		57-42	+15	5 HESAMY ZADEH Z 3-Pts made (3 In)
08:09				5 HESAMY ZADEH Z Foul On
08:09	13 STOUTENBERG C Personal foul			
08:09				8 DAGHAGHELEPOUR A Player IN <<----
08:09				6 MANSOURI H Player OUT ---->>
08:09		57-43	+14	5 HESAMY ZADEH Z Free Throw made (1 In)
08:02	12 ANDERSON P Offensive foul			
08:02	12 ANDERSON P Turnover			
07:59				8 DAGHAGHELEPOUR A Foul On
07:51				5 HESAMY ZADEH Z 3-Pts missed (3 Out)
07:50	Defensive Rebound			
07:32	12 ANDERSON P 2 Pts paint missed (2 Out)			
07:30	5 ROUILLARD Y Offensive Rebound			
07:30	5 ROUILLARD Y 2 Pts paint missed (2 Out)			
07:28	5 ROUILLARD Y Offensive Rebound			
07:28	5 ROUILLARD Y 2 Pts paint missed (2 Out)			
07:26				14 GHOLAM AZAD V Defensive Rebound
07:10				5 HESAMY ZADEH Z 3-Pts missed (3 Out)
07:10	Defensive Rebound			
06:56	5 ROUILLARD Y 2-Pts paint made (2 In)	59-43	+16	
06:36		59-45	+14	14 GHOLAM AZAD V 2-Pts made (2 In)
06:20	12 ANDERSON P 2-Pts made (2 In)	61-45	+16	
05:56				14 GHOLAM AZAD V Turnover
05:48	15 ENG D 2 Pts paint missed (2 Out)			
05:47				14 GHOLAM AZAD V Defensive Rebound
05:43				7 AHMADI E Foul On
05:43	5 ROUILLARD Y Personal foul			
05:43		61-46	+15	7 AHMADI E Free Throw made (1 In)
05:43		61-47	+14	7 AHMADI E Free Throw made (1 In)
05:36				7 AHMADI E Personal foul
05:36	12 ANDERSON P Foul On			
05:30	12 ANDERSON P 3-Pts missed (3 Out)			



## PLAY BY PLAY

文字比分播报

CAN 93 vs 62 IRI

Attendance: 9780

Game Time	CAN - Canada	Score	Lead	IRI - Iran
05:28				14 GHOLAM AZAD V Defensive Rebound
05:20				5 HESAMY ZADEH Z 3-Pts missed (3 Out)
05:17	15 ENG D Defensive Rebound			
05:09	5 ROUILLARD Y 2 Pts paint missed (2 Out)			
05:08				7 AHMADI E Defensive Rebound
04:57				5 HESAMY ZADEH Z 3-Pts missed (3 Out)
04:56				14 GHOLAM AZAD V Offensive Rebound
04:56		61-49	+12	14 GHOLAM AZAD V 2-Pts paint made (2 In)
04:52	11 BORISOFF J Player IN <<----			
04:52	13 STOUTENBERG C Player OUT ---->>			
04:35	14 DINI A Turnover			
04:35				14 GHOLAM AZAD V Steal
04:26				7 AHMADI E 2-Pts missed (2 out)
04:26	Defensive Rebound			
04:26				Time out
04:13	12 ANDERSON P 2-Pts paint made (2 In)	63-49	+14	
03:53	14 DINI A Steal			
03:53				14 GHOLAM AZAD V Turnover
03:45	12 ANDERSON P 2 Pts paint missed (2 Out)			
03:43				14 GHOLAM AZAD V Defensive Rebound
03:28				5 HESAMY ZADEH Z 3-Pts missed (3 Out)
03:28				8 DAGHAGHELEPOUR A Offensive Rebound
03:28	5 ROUILLARD Y Personal foul			
03:28				8 DAGHAGHELEPOUR A Foul On
03:28				8 DAGHAGHELEPOUR A Free Throw missed (1 Out)
03:26				8 DAGHAGHELEPOUR A Free Throw missed (1 Out)
03:23	12 ANDERSON P Defensive Rebound			
03:11	12 ANDERSON P 2-Pts paint made (2 In)	65-49	+16	
02:53				14 GHOLAM AZAD V 2 Pts paint missed (2 Out)
02:53	Defensive Rebound			
02:38	14 DINI A 2 Pts paint missed (2 Out)			
02:36	5 ROUILLARD Y Offensive Rebound			
02:36	5 ROUILLARD Y 2 Pts paint missed (2 Out)			
02:34	5 ROUILLARD Y Offensive Rebound			
02:34	5 ROUILLARD Y 2-Pts paint made (2 In)	67-49	+18	
02:22				14 GHOLAM AZAD V Turnover
02:22				9 HOSSEIN POUR E Player IN <<----
02:22				8 DAGHAGHELEPOUR A Player OUT ---->>
02:09	5 ROUILLARD Y 2-Pts paint made (2 In)	69-49	+20	
02:07	11 BORISOFF J Assist			
01:44	12 ANDERSON P Personal foul			
01:44				14 GHOLAM AZAD V Foul On



## PLAY BY PLAY

文字比分播报

CAN 93 vs 62 IRI

Attendance: 9780

Game Time	CAN - Canada	Score	Lead	IRI - Iran
01:44				14 GHOLAM AZAD V Free Throw missed (1 Out)
01:44		69-50	+19	14 GHOLAM AZAD V Free Throw made (1 In)
01:40				7 AHMADI E Personal foul
01:40	12 ANDERSON P Foul On			
01:32	12 ANDERSON P Turnover			
01:32				7 AHMADI E Steal
01:22	11 BORISOFF J Steal			
01:22				14 GHOLAM AZAD V Turnover
01:17	12 ANDERSON P Fast Break			
01:14	12 ANDERSON P 2-Pts paint made (2 In)	71-50	+21	
00:49		71-52	+19	7 AHMADI E 2-Pts paint made (2 In)
00:46				14 GHOLAM AZAD V Assist
00:33	5 ROUILLARD Y 2-Pts paint made (2 In)	73-52	+21	
00:30	11 BORISOFF J Assist			
00:20		73-55	+18	5 HESAMY ZADEH Z 3-Pts made (3 In)
00:01	5 ROUILLARD Y 2 Pts paint missed (2 Out)			
00:00				14 GHOLAM AZAD V Defensive Rebound

## FOURTH QUARTER

### Quarter Starters:

CAN

IRI

Game Time	CAN - Canada	Score	Lead	IRI - Iran
10:00				4 BOLAGHINALOU S Player IN <<-----
10:00				8 DAGHAGHELEPOUR A Player IN <<-----
10:00				12 GHARIBLOO M Player IN <<-----
10:00				15 TORFI MENESHIDI A Player IN <<-----
10:00				10 AHMADI A Player IN <<-----
10:00	4 DUREPOS D Player IN <<-----			
10:00	7 PETER R Player IN <<-----			
10:00	8 JOHNSON J Player IN <<-----			
10:00	9 NORTON R Player IN <<-----			
10:00	13 STOUTENBERG C Player IN <<-----			
00:00	Tap off situation, throw-in			
09:42	4 DUREPOS D 2-Pts missed (2 out)			
09:41				12 GHARIBLOO M Defensive Rebound
09:30				15 TORFI MENESHIDI A 2 Pts paint missed (2 Out)
09:25	8 JOHNSON J Defensive Rebound			
09:17	8 JOHNSON J 2-Pts paint made (2 In)	75-55	+20	
09:17	8 JOHNSON J Foul On			
09:17				15 TORFI MENESHIDI A Personal foul
09:17	8 JOHNSON J Free Throw made (1 In)	76-55	+21	



## PLAY BY PLAY

文字比分播报

CAN 93 vs 62 IRI

Attendance: 9780

Game Time	CAN - Canada	Score	Lead	IRI - Iran
08:56				8 DAGHAGHELEPOUR A Turnover
08:45	4 DUREPOS D Turnover			
08:22				8 DAGHAGHELEPOUR A 2 Pts paint missed (2 Out)
08:22	Defensive Rebound			
08:22				12 GHARIBLOO M Technical foul
08:22	4 DUREPOS D Free Throw made (1 In)	77-55	+22	
08:22	4 DUREPOS D Free Throw made (1 In)	78-55	+23	
08:14	4 DUREPOS D 3-Pts missed (3 Out)			
08:11				10 AHMADI A Defensive Rebound
07:55				8 DAGHAGHELEPOUR A Turnover
07:55	8 JOHNSON J Steal			
07:45	13 STOUTENBERG C 2-Pts paint made (2 In)	80-55	+25	
07:22				15 TORFI MENESHIDI A 2 Pts paint missed (2 Out)
07:21	7 PETER R Defensive Rebound			
07:09	7 PETER R 2-Pts paint made (2 In)	82-55	+27	
07:08	8 JOHNSON J Assist			
06:53				10 AHMADI A 3-Pts missed (3 Out)
06:51	13 STOUTENBERG C Defensive Rebound			
06:40	8 JOHNSON J 2 Pts paint missed (2 Out)			
06:38				10 AHMADI A Defensive Rebound
06:23				9 HOSSEIN POUR E Player IN <<----
06:23				4 BOLAGHINALOU S Player OUT ---->>
06:27				8 DAGHAGHELEPOUR A 2 Pts paint missed (2 Out)
06:12	8 JOHNSON J Defensive Rebound			
06:09	4 DUREPOS D 2-Pts made (2 In)	84-55	+29	
06:07	9 NORTON R Assist			
05:57				9 HOSSEIN POUR E Offensive foul
05:57				9 HOSSEIN POUR E Turnover
05:57	7 PETER R Foul On			
05:42	7 PETER R 2-Pts paint made (2 In)	86-55	+31	
05:42	4 DUREPOS D Assist			
05:42				Time out
05:42				6 MANSOURI H Player IN <<----
05:42				5 HESAMY ZADEH Z Player IN <<----
05:42				9 HOSSEIN POUR E Player OUT ---->>
05:42				8 DAGHAGHELEPOUR A Player OUT ---->>
05:42	5 ROUILLARD Y Player IN <<----			
05:42	14 DINI A Player IN <<----			
05:42	10 LANCIA A Player IN <<----			
05:42	4 DUREPOS D Player OUT ---->>			
05:42	15 ENG D Player IN <<----			
05:42	7 PETER R Player OUT ---->>			





## PLAY BY PLAY

文字比分播报

CAN 93 vs 62 IRI

Attendance: 9780

Game Time	CAN - Canada	Score	Lead	IRI - Iran
05:42	8 JOHNSON J Player OUT ---->>			
05:42	9 NORTON R Player OUT ---->>			
05:22		86-58	+28	5 HESAMY ZADEH Z 3-Pts made (3 In)
05:09	10 LANCIA A Turnover			
05:09				12 GHARIBLOO M Steal
04:53				10 AHMADI A 3-Pts missed (3 Out)
04:51	10 LANCIA A Defensive Rebound			
04:37	10 LANCIA A 2 Pts paint missed (2 Out)			
04:36				5 HESAMY ZADEH Z Defensive Rebound
04:12		86-60	+26	6 MANSOURI H 2-Pts paint made (2 In)
04:12	Time out			
04:12				13 SIEFI B Player IN <<----
04:12				15 TORFI MENESHIDI A Player OUT ---->>
04:02	10 LANCIA A 2 Pts paint missed (2 Out)			
03:57	15 ENG D Offensive Rebound			
03:57	15 ENG D 2-Pts paint made (2 In)	88-60	+28	
03:41				10 AHMADI A Turnover
03:29	10 LANCIA A Fast Break			
03:27	10 LANCIA A 2-Pts paint made (2 In)	90-60	+30	
03:24	15 ENG D Assist			
03:13				5 HESAMY ZADEH Z 3-Pts missed (3 Out)
03:13	Defensive Rebound			
03:13				12 GHARIBLOO M Player OUT ---->>
03:13				14 GHOLAM AZAD V Player IN <<----
03:00	10 LANCIA A 2 Pts paint missed (2 Out)			
02:57				14 GHOLAM AZAD V Defensive Rebound
02:56	10 LANCIA A Personal foul			
02:56				13 SIEFI B Foul On
02:37				10 AHMADI A 3-Pts missed (3 Out)
02:35	10 LANCIA A Defensive Rebound			
02:29				14 GHOLAM AZAD V Personal foul
02:29	15 ENG D Foul On			
02:29	15 ENG D Free Throw made (1 In)	91-60	+31	
02:29	15 ENG D Free Throw missed (1 Out)			
02:26				13 SIEFI B Defensive Rebound
02:13	5 ROUILLARD Y Personal foul			
02:13				14 GHOLAM AZAD V Foul On
02:13		91-61	+30	14 GHOLAM AZAD V Free Throw made (1 In)
02:13		91-62	+29	14 GHOLAM AZAD V Free Throw made (1 In)
02:07				14 GHOLAM AZAD V Steal
02:07	15 ENG D Turnover			
02:07	15 ENG D Personal foul			



## PLAY BY PLAY

文字比分播报

**CAN 93 vs 62 IRI**

**Attendance: 9780**

Game Time	CAN - Canada	Score	Lead	IRI - Iran
02:07				14 GHOLAM AZAD V Foul On
01:54				13 SIEFI B Turnover
01:54				Time out
01:44				13 SIEFI B Personal foul
01:44	10 LANCIA A Foul On			
01:44	10 LANCIA A Free Throw made (1 In)	92-62	+30	
01:43	10 LANCIA A Free Throw made (1 In)	93-62	+31	
01:24				13 SIEFI B 2 Pts paint missed (2 Out)
01:21				6 MANSOURI H Offensive Rebound
01:09				13 SIEFI B Foul On
01:09	13 STOUTENBERG C Personal foul			
01:09				13 SIEFI B Free Throw missed (1 Out)
01:09				13 SIEFI B Free Throw missed (1 Out)
01:09				13 SIEFI B Free Throw missed (1 Out)
01:09	Defensive Rebound			
00:57	15 ENG D Turnover			
00:57				6 MANSOURI H Steal
00:57				Turnover
00:15	15 ENG D Turnover			
00:15				14 GHOLAM AZAD V Steal
00:15				14 GHOLAM AZAD V Turnover



## RESULTS

比赛成绩

### CAN 52 vs 35 IRI

Attendance: 9780

Referee: SALGUERO Cristian Ariel (ARG)

Commissioner: COSSAER Dirk Lodewijk M (BEL)

Umpires: GREGORY Christopher (GBR); OTTO Jorg-Ulrich (GER)

Classifier: RIBEIRO Maria Sonia (BRA)

		Q1		Q2	
Scoring by 5 min intervals:	CAN	14	30	35	52
	IRI	10	16	27	35

#### CAN - CANADA

No.	Name	Sport Class	MIN	Field Goals		2 Points		3 Points		Free Throws		Rebounds			AS	TO	ST	BS	PF	FO	PTS	
				M/A	%	M/A	%	M/A	%	M/A	%	OR	DR	TOT								
*7	PETER Richard	2.5	13:47	7/9	78	7/9	78			2/3	67	1		1	2	2			3	2	16	
*8	JOHNSON Joey	4.5	17:01	3/3	100	3/3	100			3/9	33		2	2	1	1	2		1	5	9	
*11	BORISOFF Jaimie (C)	1.0	17:11	1/5	20	1/5	20						3	3	1	1			3		2	
*12	ANDERSON Patrick	4.5	10:00	2/5	40	2/4	50	0/1	0	2/2	100	2	1	3	5	1				3	6	
*13	STOUTENBERG Chris	1.0	10:00	0/2	0	0/2	0								2				1		0	
4	DUREPOS David	3.5	10:00	4/6	67	4/5	80	0/1	0			1	2	3	1				1		8	
5	ROUILLARD Yvon	3.0	00:00																		0	
6	HEDGES Robert	2.5	06:13	0/1	0	0/1	0			1/2	50					2	1			1	1	
9	NORTON Ross	2.0	10:00	3/3	100	3/3	100					1	1	2							6	
10	LANCIA Adam	4.5	00:10																		0	
14	DINI Abditatch	1.0	02:49	1/1	100	1/1	100														2	
15	ENG David	4.5	02:49	1/1	100	1/1	100						1	1							2	
Team/Coach																						
<b>Totals</b>				22/36	61	22/34	65	0/2	0	8/16	50	6	11	17	12	7	3			9	11	52
<b>Coach</b>		FROGLEY Mile																				
<b>Assistant Coach</b>		TONELLO Jerry									BOWES Paul											

#### IRI - ISLAMIC REPUBLIC of IRAN

No.	Name	Sport Class	MIN	Field Goals		2 Points		3 Points		Free Throws		Rebounds			AS	TO	ST	BS	PF	FO	PTS
				M/A	%	M/A	%	M/A	%	M/A	%	OR	DR	TOT							
*5	HESAMY ZADEH Zakaria	2.5	10:00	3/5	60			3/5	60						2	1			2		9
*6	MANSOURI Hakim	2.0	10:00	0/1	0	0/1	0								2				2	1	0
*11	NAMI Gholamreza (C)	1.0	10:00																2		0
*14	GHOLAM AZAD Vahid	4.5	10:00	2/2	100	2/2	100					4	4		2		1	2			4
*15	TORFI MENESHIDI Adel	4.0	11:43	1/1	100			1/1	100					1	2						3
4	BOLAGHINALOU Saman	1.0	10:00													1					0
7	AHMADI Ebrahim	4.0	08:17	1/2	50	1/2	50					3	3	2	2				1		2
8	DAGHAGHELEPOUR Ahmad	1.5	00:00																		0
9	HOSSEIN POUR Esmaeel	1.5	00:00																		0
10	AHMADI Alireza	3.0	10:00	1/7	14	0/5	0	1/2	50	5/8	63		2	2		3			1	4	8
12	GHARIBLOO Morteza	4.0	10:00	0/2	0	0/2	0			4/6	67	1	2	3	2	2			1	3	4
13	SIEFI Bahman	2.0	10:00	2/2	100	1/1	100	1/1	100			1		1		1	1		1	1	5
Team/Coach																					
<b>Totals</b>				10/22	45	4/13	31	6/9	67	9/14	64	2	12	14	3	16	5	1	12	9	35
<b>Coach</b>		KAMRAVA Abdolghafour																			
<b>Assistant Coach</b>		ESHGH Kamal																			

	CAN	IRI
Points from Turnovers	12	3
Points in the Paint	38	4
Second Chance Points	8	2
Fast Break Points	4	0

	CAN	IRI
Biggest Lead	17	1
Biggest Scoring Run	12-0(48-34)	11-0(35-32)
Lead Changes	3	
Times Tied	0	

#### Legend:

%	Shooting Percentage	(C)	Captain	*	Starters	AS	Assists
BS	Blocked Shots	DR	Defensive Rebounds	FO	Fouls On	M/A	Made/Attempts
MIN	Minutes Played	OR	Offensive Rebounds	PF	Fouls	PTS	Points
Qx	Quarter Time	ST	Steals	TO	Turnovers	TOT	Total Rebounds



## RESULTS

比赛成绩

### CAN 93 vs 62 IRI

Attendance: 9780

Referee: SALGUERO Cristian Ariel (ARG)

Commissioner: COSSAER Dirk Lodewijk M (BEL)

Umpires: GREGORY Christopher (GBR); OTTO Jorg-Ulrich (GER)

Classifier: RIBEIRO Maria Sonia (BRA)

		Q1		Q2		Q3		Q4	
Scoring by 5 min intervals:	CAN	14	30	35	52	61	73	86	93
	IRI	10	16	27	35	47	55	58	62

#### CAN - CANADA

No.	Name	Sport Class	MIN	Field Goals		2 Points		3 Points		Free Throws		Rebounds			AS	TO	ST	BS	PF	FO	PTS	
				M/A	%	M/A	%	M/A	%	M/A	%	OR	DR	TOT								
*7	PETER Richard	2.5	18:05	9/11	82	9/11	82			2/3	67	1	1	2	2	2			3	3	20	
*8	JOHNSON Joey	4.5	21:19	4/5	80	4/5	80			4/10	40		4	4	2	1	3		1	6	12	
*11	BORISOFF Jaimie (C)	1.0	22:03	1/5	20	1/5	20						3	3	3	1	1		3		2	
*12	ANDERSON Patrick	4.5	20:00	8/14	57	8/12	67	0/2	0	3/3	100	3	2	5	5	3			2	6	19	
*13	STOUTENBERG Chris	1.0	25:08	1/3	33	1/3	33						1	1	2				4		2	
4	DUREPOS David	3.5	14:18	5/9	56	5/7	71	0/2	0	2/2	100	1	2	3	2	1			1		12	
5	ROUILLARD Yvon	3.0	15:42	4/9	44	4/9	44					4		4					3		8	
6	HEDGES Robert	2.5	06:13	0/1	0	0/1	0			1/2	50					2	1			1	1	
9	NORTON Ross	2.0	14:18	3/3	100	3/3	100					1	1	2	1						6	
10	LANCIA Adam	4.5	05:52	1/4	25	1/4	25			2/2	100		2	2					1	1	4	
14	DINI Abditatch	1.0	18:31	1/2	50	1/2	50									1	1				2	
15	ENG David	4.5	18:31	2/4	50	2/4	50			1/2	50	1	3	4	1	3			1	1	5	
Team/Coach																						
<b>Totals</b>				39/70	56	39/66	59	0/4	0	15/24	63	12	27	39	18	15	6			19	18	93
<b>Coach</b>		FROGLEY Mile																				
<b>Assistant Coach</b>		TONELLO Jerry										BOWES Paul										

#### IRI - ISLAMIC REPUBLIC of IRAN

No.	Name	Sport Class	MIN	Field Goals		2 Points		3 Points		Free Throws		Rebounds			AS	TO	ST	BS	PF	FO	PTS	
				M/A	%	M/A	%	M/A	%	M/A	%	OR	DR	TOT								
*5	HESAMY ZADEH Zakaria	2.5	25:42	6/15	40	0/1	0	6/14	43	3/4	75		1	1		2	1		3	2	21	
*6	MANSOURI Hakim	2.0	17:33	1/2	50	1/2	50					1	1		2	1			2	1	2	
*11	NAMI Gholamreza (C)	1.0	20:00									1	1						2		0	
*14	GHOLAM AZAD Vahid	4.5	23:13	5/6	83	5/6	83			3/4	75	1	10	11	1	7	3	1	3	3	13	
*15	TORFI MENESHIDI Adel	4.0	17:31	1/3	33	0/2	0	1/1	100						1	2			1		3	
4	BOLAGHINALOU Saman	1.0	13:37														1				0	
7	AHMADI Ebrahim	4.0	18:17	2/7	29	2/7	29			2/2	100	2	4	6	2	2	1		3	1	6	
8	DAGHAGHELEPOUR Ahmad	1.5	10:05	0/2	0	0/2	0			0/2	0	2		2						2	0	
9	HOSSEIN POUR Esmaeel	1.5	03:03																1		0	
10	AHMADI Alireza	3.0	20:00	1/10	10	0/5	0	1/5	20	5/8	63		4	4		4			1	4	8	
12	GHARIBLOO Morteza	4.0	16:47	0/2	0	0/2	0			4/6	67	1	3	4	2	3			2	3	4	
13	SIEFI Bahman	2.0	14:12	2/3	67	1/2	50	1/1	100	0/3	0	1	1	2		2	1		2	3	5	
Team/Coach																						
<b>Totals</b>				18/50	36	9/29	31	9/21	43	17/29	59	9	24	33	4	27	11	1		20	19	62
<b>Coach</b>		KAMRAVA Abdolghafour																				
<b>Assistant Coach</b>		ESHGH Kamal																				

	CAN	IRI
Points from Turnovers	20	3
Points in the Paint	68	10
Second Chance Points	16	15
Fast Break Points	10	0

	CAN	IRI
Biggest Lead	31	1
Biggest Scoring Run	13-0(86-55)	11-0(35-32)
Lead Changes	3	
Times Tied	0	

#### Legend:

%	Shooting Percentage	(C)	Captain	*	Starters	AS	Assists
BS	Blocked Shots	DR	Defensive Rebounds	FO	Fouls On	M/A	Made/Attempts
MIN	Minutes Played	OR	Offensive Rebounds	OTx	Overtime	PF	Fouls
PTS	Points	Qx	Quarter Time	ST	Steals	TO	Turnovers
TOT	Total Rebounds						



## START LIST

首发名单

### USA - ISR

**Referee:** CALIGIURI Gabriele (AUS)  
**Umpires:** FARRUGIA Anna Valerie (FRA); GIORDANO Sergio (CAN)

**Commissioner:** REHLING Detlef Klaus (GER)  
**Classifier:**

#### USA - United States of America

No.	Name	Pos	Age	Sport Class	Current Games Statistics						
					PPG	FG%	3FG%	FT%	RPG	APG	MPG (GP)
4	BARBER Eric	G	37	1.0	0.0						00:00 (0)
5	PAYE Mikey (C)	G	25	3.0	0.0						00:00 (0)
6	LESPERANCE Matt	G	21	1.0	0.0						00:00 (0)
7	MAZZI Jaime	G	27	2.0	0.0						00:00 (0)
8	COUNTS Jacob	F	28	3.5	0.0						00:00 (0)
9	SCOTT Matt	F	23	4.0	0.0						00:00 (0)
10	GLASBRENNER Jeff	C	35	4.5	0.0						00:00 (0)
11	SERIO Steve	F	20	3.5	0.0						00:00 (0)
12	NELMS Jay	G	27	2.5	0.0						00:00 (0)
13	LADE Jeremy	G	27	2.5	0.0						00:00 (0)
14	SCHULTE Paul	G	29	3.0	0.0						00:00 (0)
15	CHAMBERS Joe	C	26	4.0	0.0						00:00 (0)
Team			27.1		0.0						
<b>Coach</b>		WILSON Steve									
<b>Assistant Coach</b>		CHYNOWETH Tracy					JACKSON Paul				

USA Played		
PR	BRA	08 SEP
PR	GBR	09 SEP
PR	CHN	10 SEP
PR	AUS	11 SEP

#### ISR - Israel

No.	Name	Pos	Age	Sport Class	Current Games Statistics						
					PPG	FG%	3FG%	FT%	RPG	APG	MPG (GP)
4	SAR TOV Eyal	F	46	4.5	0.0						00:00 (0)
5	DROR Lior	C	34	4.5	0.0						00:00 (0)
6	OTTOLENGHI Ariel	G	45	2.0	0.0						00:00 (0)
7	FURMAN Ron	G	30	1.0	0.0						00:00 (0)
8	MEISHAR Dotan	F	39	4.0	0.0						00:00 (0)
9	ROZENBERG Roei	G	37	2.5	0.0						00:00 (0)
10	LEHRMAN Avraham	G	41	2.0	0.0						00:00 (0)
11	DOR Oon Igal Allon	F	24	4.5	0.0						00:00 (0)
12	HENDEL Liran	G	35	2.0	0.0						00:00 (0)
13	HAIM Shay-Refael	G	26	2.0	0.0						00:00 (0)
14	PHILIPPS Rotem (C)	F	36	4.0	0.0						00:00 (0)
15	DRAI David	G	37	1.0	0.0						00:00 (0)
Team			35.8		0.0						
<b>Coach</b>		PINTO Ari									
<b>Assistant Coach</b>		KLEIN Benyamin					ZAIDE Michael				

ISR Played		
PR	CHN	08 SEP
PR	BRA	09 SEP
PR	AUS	10 SEP
PR	GBR	11 SEP

**Legend:**

3FG%	3 Field Goals %	APG	Assists per Game	C	Centre	F	Forward
FG%	Field Goals %	FT%	Free Throws %	G	Guard	GP	Games Played
MPG	Minutes Played per Game	Pos	Playing Position	PPG	Points per Game	PR	Preliminary Round
RPG	Rebounds per Game						



## PLAY BY PLAY

文字比分播报

USA 40 vs 16 ISR

Attendance: 12000

		Q1		Q2	
Scoring by 5 min intervals:	USA	5	11	22	40
	ISR	4	10	12	16

### FIRST QUARTER

#### Quarter Starters:

USA 4 BARBER E      5 PAYE M      10 GLASBRENNER J      13 LADE J      14 SCHULTE P  
ISR 5 DROR L      7 FURMAN R      8 MEISHAR D      9 ROZENBERG R      12 HENDEL L

Game Time	USA - United States	Score	Lead	ISR - Israel
10:00	4 BARBER E Player IN <<----			
10:00	5 PAYE M Player IN <<----			
10:00	10 GLASBRENNER J Player IN <<----			
10:00	13 LADE J Player IN <<----			
10:00	14 SCHULTE P Player IN <<----			
10:00				5 DROR L Player IN <<----
10:00				7 FURMAN R Player IN <<----
10:00				8 MEISHAR D Player IN <<----
10:00				9 ROZENBERG R Player IN <<----
10:00				12 HENDEL L Player IN <<----
10:00	10 GLASBRENNER J Tap off won			5 DROR L Tap off lost
09:42	10 GLASBRENNER J 2 Pts paint missed (2 Out)			
09:39	13 LADE J Offensive Rebound			
09:34				9 ROZENBERG R Personal foul
09:34	10 GLASBRENNER J Foul On			
09:34	10 GLASBRENNER J Free Throw made (1 In)	1-0	+1	
09:34	10 GLASBRENNER J Free Throw made (1 In)	2-0	+2	
09:12				12 HENDEL L 2-Pts missed (2 out)
09:10	5 PAYE M Defensive Rebound			
08:59	5 PAYE M 3-Pts missed (3 Out)			
08:57				9 ROZENBERG R Defensive Rebound
08:48				8 MEISHAR D 2 Pts paint missed (2 Out)
08:44				8 MEISHAR D Offensive Rebound
08:40				5 DROR L 2 Pts paint missed (2 Out)
08:35				5 DROR L Offensive Rebound
08:35		2-2	0	5 DROR L 2-Pts paint made (2 In)
08:22	10 GLASBRENNER J 2 Pts paint missed (2 Out)			
08:20	13 LADE J Offensive Rebound			
08:00	14 SCHULTE P 2 Pts paint missed (2 Out)			
07:58				8 MEISHAR D Defensive Rebound
07:45				9 ROZENBERG R 2 Pts paint missed (2 Out)
07:44	5 PAYE M Defensive Rebound			
07:28	14 SCHULTE P 2-Pts missed (2 out)			
07:24				12 HENDEL L Defensive Rebound



## PLAY BY PLAY

文字比分播报

USA 40 vs 16 ISR

Attendance: 12000

Game Time	USA - United States	Score	Lead	ISR - Israel
07:12				8 MEISHAR D Turnover
06:53	5 PAYE M 2-Pts missed (2 out)			
06:52	5 PAYE M Offensive Rebound			
06:39	4 BARBER E 2 Pts paint missed (2 Out)			
06:39	10 GLASBRENNER J Offensive Rebound			
06:39				12 HENDEL L Personal foul
06:39	10 GLASBRENNER J Foul On			
06:39	10 GLASBRENNER J Free Throw made (1 In)	3-2	+1	
06:38	10 GLASBRENNER J Free Throw missed (1 Out)			
06:36				8 MEISHAR D Defensive Rebound
06:27				9 ROZENBERG R Turnover
06:12	14 SCHULTE P 2 Pts paint missed (2 Out)			
06:10				8 MEISHAR D Defensive Rebound
05:58		3-4	-1	5 DROR L 2-Pts paint made (2 In)
05:57				9 ROZENBERG R Assist
05:31	14 SCHULTE P 2-Pts made (2 In)	5-4	+1	
05:09				5 DROR L Turnover
04:43	13 LADE J 2-Pts missed (2 out)			
04:42				8 MEISHAR D Defensive Rebound
04:23				8 MEISHAR D 2 Pts paint missed (2 Out)
04:22				8 MEISHAR D Offensive Rebound
04:19	10 GLASBRENNER J Steal			
04:19				8 MEISHAR D Turnover
04:17	10 GLASBRENNER J Turnover			
04:17				Time out
04:01				8 MEISHAR D 2 Pts paint missed (2 Out)
03:57				8 MEISHAR D Offensive Rebound
03:57				8 MEISHAR D 2 Pts paint missed (2 Out)
03:54	13 LADE J Defensive Rebound			
03:52				5 DROR L Steal
03:52	13 LADE J Turnover			
03:41		5-6	-1	9 ROZENBERG R 2-Pts made (2 In)
03:39				12 HENDEL L Assist
03:21	13 LADE J 2-Pts missed (2 out)			
03:19				8 MEISHAR D Blocked Shot
03:14	13 LADE J 2-Pts made (2 In)	7-6	+1	
03:11	10 GLASBRENNER J Assist			
03:06	5 PAYE M Offensive Rebound			
02:56		7-8	-1	5 DROR L 2-Pts paint made (2 In)
02:52				9 ROZENBERG R Assist
02:29	13 LADE J 2 Pts paint missed (2 Out)			
02:27				5 DROR L Defensive Rebound



## PLAY BY PLAY

文字比分播报

USA 40 vs 16 ISR

Attendance: 12000

Game Time	USA - United States	Score	Lead	ISR - Israel
02:19				12 HENDEL L Turnover
02:19	5 PAYE M Steal			
02:08	10 GLASBRENNER J 2-Pts paint made (2 In)	9-8	+1	
02:07	5 PAYE M Assist			
02:03	10 GLASBRENNER J Player OUT ---->>			
02:03	5 PAYE M Player OUT ---->>			
02:03	11 SERIO S Player IN <<----			
02:03	15 CHAMBERS J Player IN <<----			
01:45				8 MEISHAR D 2 Pts paint missed (2 Out)
01:43				8 MEISHAR D Offensive Rebound
01:43		9-10	-1	8 MEISHAR D 2-Pts paint made (2 In)
01:22	14 SCHULTE P 3-Pts missed (3 Out)			
01:20				5 DROR L Defensive Rebound
01:12	15 CHAMBERS J Personal foul			
01:12				7 FURMAN R Foul On
00:57				8 MEISHAR D 2 Pts paint missed (2 Out)
00:54	15 CHAMBERS J Defensive Rebound			
00:44	15 CHAMBERS J 2 Pts paint missed (2 Out)			
00:43				5 DROR L Defensive Rebound
00:23				9 ROZENBERG R 3-Pts missed (3 Out)
00:21	13 LADE J Defensive Rebound			
00:01	11 SERIO S 2-Pts paint made (2 In)	11-10	+1	
00:01	14 SCHULTE P Assist			

## SECOND QUARTER

### Quarter Starters:

USA 4 BARBER E      11 SERIO S      13 LADE J      14 SCHULTE P      15 CHAMBERS J  
ISR 5 DROR L      7 FURMAN R      8 MEISHAR D      9 ROZENBERG R      12 HENDEL L

Game Time	USA - United States	Score	Lead	ISR - Israel
10:00				5 DROR L Player IN <<----
10:00				7 FURMAN R Player IN <<----
10:00				8 MEISHAR D Player IN <<----
10:00				9 ROZENBERG R Player IN <<----
10:00				12 HENDEL L Player IN <<----
10:00	4 BARBER E Player IN <<----			
10:00	11 SERIO S Player IN <<----			
10:00	13 LADE J Player IN <<----			
10:00	14 SCHULTE P Player IN <<----			
10:00	15 CHAMBERS J Player IN <<----			
00:18				Tap off situation, throw-in
09:42				8 MEISHAR D 2 Pts paint missed (2 Out)
09:39	15 CHAMBERS J Defensive Rebound			





## PLAY BY PLAY

文字比分播报

USA 40 vs 16 ISR

Attendance: 12000

Game Time	USA - United States	Score	Lead	ISR - Israel
09:31	11 SERIO S 2-Pts paint made (2 In)	13-10	+3	
09:31	15 CHAMBERS J Assist			
09:31				9 ROZENBERG R Personal foul
09:31	11 SERIO S Foul On			
09:31	11 SERIO S Free Throw made (1 In)	14-10	+4	
09:14				5 DROR L 2 Pts paint missed (2 Out)
09:13				5 DROR L Offensive Rebound
09:13		14-12	+2	5 DROR L 2-Pts paint made (2 In)
08:47	4 BARBER E 2-Pts missed (2 out)			
08:47				Defensive Rebound
08:26				9 ROZENBERG R 2-Pts missed (2 out)
08:24	15 CHAMBERS J Defensive Rebound			
08:20	14 SCHULTE P Offensive foul			
08:20	14 SCHULTE P Turnover			
08:20				9 ROZENBERG R Foul On
08:20				5 DROR L Player OUT ---->>
08:20				8 MEISHAR D Player OUT ---->>
08:20				10 LEHRMAN A Player IN <<----
08:20				11 DOR OIA Player IN <<----
08:20				10 LEHRMAN A Player OUT ---->>
08:20				11 DOR OIA Player OUT ---->>
08:20				8 MEISHAR D Player IN <<----
08:20				8 MEISHAR D Player OUT ---->>
08:20				9 ROZENBERG R Player OUT ---->>
08:20				5 DROR L Player IN <<----
08:20				10 LEHRMAN A Player IN <<----
08:20				11 DOR OIA Player IN <<----
07:53				12 HENDEL L 3-Pts missed (3 Out)
07:53	Defensive Rebound			
07:42	11 SERIO S 2-Pts paint made (2 In)	16-12	+4	
07:41	14 SCHULTE P Assist			
07:19				5 DROR L Turnover
07:02	15 CHAMBERS J 2-Pts made (2 In)	18-12	+6	
07:00	14 SCHULTE P Assist			
06:41				11 DOR OIA 2-Pts missed (2 out)
06:40	15 CHAMBERS J Defensive Rebound			
06:22	15 CHAMBERS J 2-Pts made (2 In)	20-12	+8	
06:21	14 SCHULTE P Assist			
05:52				5 DROR L 2 Pts paint missed (2 Out)
05:49	15 CHAMBERS J Defensive Rebound			
05:34	15 CHAMBERS J 2-Pts made (2 In)	22-12	+10	
05:33	13 LADE J Assist			



## PLAY BY PLAY

文字比分播报

USA 40 vs 16 ISR

Attendance: 12000

Game Time	USA - United States	Score	Lead	ISR - Israel
05:33				Time out
05:33				12 HENDEL L Player OUT ---->>
05:33				9 ROZENBERG R Player IN <<----
05:33				11 DOR OIA Player OUT ---->>
05:33				8 MEISHAR D Player IN <<----
05:33	4 BARBER E Player OUT ---->>			
05:33	5 PAYE M Player IN <<----			
05:33	13 LADE J Player OUT ---->>			
05:33	6 LESPERANCE M Player IN <<----			
05:10	15 CHAMBERS J Blocked Shot			
05:10				9 ROZENBERG R 2-Pts missed (2 out)
05:10				5 DROR L Personal foul
05:10	11 SERIO S Foul On			
05:07	14 SCHULTE P Player OUT ---->>			
05:07	13 LADE J Player IN <<----			
04:48	11 SERIO S 2-Pts made (2 In)	24-12	+12	
04:24				10 LEHRMAN A 2 Pts paint missed (2 Out)
04:24	15 CHAMBERS J Defensive Rebound			
04:08	11 SERIO S 2-Pts made (2 In)	26-12	+14	
04:05	13 LADE J Assist			
03:44				10 LEHRMAN A 2-Pts missed (2 out)
03:42				7 FURMAN R Offensive Rebound
03:38				5 DROR L 2 Pts paint missed (2 Out)
03:36	15 CHAMBERS J Defensive Rebound			
03:12	15 CHAMBERS J 2-Pts made (2 In)	28-12	+16	
02:52	6 LESPERANCE M Personal foul			
02:52				8 MEISHAR D Foul On
02:52				10 LEHRMAN A Player OUT ---->>
02:52				7 FURMAN R Player OUT ---->>
02:52				6 OTTOLENGHI A Player IN <<----
02:52				15 DRAI D Player IN <<----
02:39				9 ROZENBERG R 3-Pts missed (3 Out)
02:38	15 CHAMBERS J Defensive Rebound			
02:27	5 PAYE M 2-Pts paint made (2 In)	30-12	+18	
02:26	13 LADE J Assist			
02:13	15 CHAMBERS J Personal foul			
02:13				8 MEISHAR D Foul On
02:04				8 MEISHAR D 2 Pts paint missed (2 Out)
02:02	13 LADE J Defensive Rebound			
01:56	13 LADE J 2-Pts paint made (2 In)	32-12	+20	
01:56				5 DROR L Personal foul
01:56	13 LADE J Foul On			



## PLAY BY PLAY

文字比分播报

USA 40 vs 16 ISR

Attendance: 12000

Game Time	USA - United States	Score	Lead	ISR - Israel
01:56				8 MEISHAR D Player OUT ---->>
01:56				14 PHILIPPS R Player IN <<----
01:56				5 DROR L Player OUT ---->>
01:56				8 MEISHAR D Player IN <<----
01:56	13 LADE J Free Throw made (1 In)	33-12	+21	
01:32		33-14	+19	8 MEISHAR D 2-Pts made (2 In)
01:23				6 OTTOLENGHI A Personal foul
01:23	13 LADE J Foul On			
01:23	13 LADE J Free Throw made (1 In)	34-14	+20	
01:23	13 LADE J Free Throw missed (1 Out)			
01:20				15 DRAI D Defensive Rebound
01:10				6 OTTOLENGHI A 2 Pts paint missed (2 Out)
01:08	11 SERIO S Defensive Rebound			
01:03				14 PHILIPPS R Personal foul
01:03	5 PAYE M Foul On			
01:03	5 PAYE M Free Throw made (1 In)	35-14	+21	
01:03	5 PAYE M Free Throw made (1 In)	36-14	+22	
00:48	13 LADE J Steal			
00:48				15 DRAI D Turnover
00:41	13 LADE J Fast Break			
00:39	13 LADE J 2-Pts paint made (2 In)	38-14	+24	
00:29		38-16	+22	8 MEISHAR D 2-Pts paint made (2 In)
00:11	15 CHAMBERS J 2-Pts made (2 In)	40-16	+24	
00:09	5 PAYE M Assist			
00:02				6 OTTOLENGHI A 2-Pts missed (2 out)
00:01				8 MEISHAR D Offensive Rebound



## PLAY BY PLAY

文字比分播报

USA 76 vs 53 ISR

Attendance: 12000

Scoring by 5 min intervals:		Q1		Q2		Q3		Q4	
USA		5	11	22	40	46	55	66	76
ISR		4	10	12	16	26	32	40	53

### FIRST QUARTER

#### Quarter Starters:

USA 4 BARBER E      5 PAYE M      10 GLASBRENNER J      13 LADE J      14 SCHULTE P  
ISR 5 DROR L      7 FURMAN R      8 MEISHAR D      9 ROZENBERG R      12 HENDEL L

Game Time	USA - United States	Score	Lead	ISR - Israel
10:00	4 BARBER E Player IN <<----			
10:00	5 PAYE M Player IN <<----			
10:00	10 GLASBRENNER J Player IN <<----			
10:00	13 LADE J Player IN <<----			
10:00	14 SCHULTE P Player IN <<----			
10:00				5 DROR L Player IN <<----
10:00				7 FURMAN R Player IN <<----
10:00				8 MEISHAR D Player IN <<----
10:00				9 ROZENBERG R Player IN <<----
10:00				12 HENDEL L Player IN <<----
10:00	10 GLASBRENNER J Tap off won			5 DROR L Tap off lost
09:42	10 GLASBRENNER J 2 Pts paint missed (2 Out)			
09:39	13 LADE J Offensive Rebound			
09:34				9 ROZENBERG R Personal foul
09:34	10 GLASBRENNER J Foul On			
09:34	10 GLASBRENNER J Free Throw made (1 In)	1-0	+1	
09:34	10 GLASBRENNER J Free Throw made (1 In)	2-0	+2	
09:12				12 HENDEL L 2-Pts missed (2 out)
09:10	5 PAYE M Defensive Rebound			
08:59	5 PAYE M 3-Pts missed (3 Out)			
08:57				9 ROZENBERG R Defensive Rebound
08:48				8 MEISHAR D 2 Pts paint missed (2 Out)
08:44				8 MEISHAR D Offensive Rebound
08:40				5 DROR L 2 Pts paint missed (2 Out)
08:35				5 DROR L Offensive Rebound
08:35		2-2	0	5 DROR L 2-Pts paint made (2 In)
08:22	10 GLASBRENNER J 2 Pts paint missed (2 Out)			
08:20	13 LADE J Offensive Rebound			
08:00	14 SCHULTE P 2 Pts paint missed (2 Out)			
07:58				8 MEISHAR D Defensive Rebound
07:45				9 ROZENBERG R 2 Pts paint missed (2 Out)
07:44	5 PAYE M Defensive Rebound			
07:28	14 SCHULTE P 2-Pts missed (2 out)			
07:24				12 HENDEL L Defensive Rebound



## PLAY BY PLAY

文字比分播报

USA 76 vs 53 ISR

Attendance: 12000

Game Time	USA - United States	Score	Lead	ISR - Israel
07:12				8 MEISHAR D Turnover
06:53	5 PAYE M 2-Pts missed (2 out)			
06:52	5 PAYE M Offensive Rebound			
06:39	4 BARBER E 2 Pts paint missed (2 Out)			
06:39	10 GLASBRENNER J Offensive Rebound			
06:39				12 HENDEL L Personal foul
06:39	10 GLASBRENNER J Foul On			
06:39	10 GLASBRENNER J Free Throw made (1 In)	3-2	+1	
06:38	10 GLASBRENNER J Free Throw missed (1 Out)			
06:36				8 MEISHAR D Defensive Rebound
06:27				9 ROZENBERG R Turnover
06:12	14 SCHULTE P 2 Pts paint missed (2 Out)			
06:10				8 MEISHAR D Defensive Rebound
05:58		3-4	-1	5 DROR L 2-Pts paint made (2 In)
05:57				9 ROZENBERG R Assist
05:31	14 SCHULTE P 2-Pts made (2 In)	5-4	+1	
05:09				5 DROR L Turnover
04:43	13 LADE J 2-Pts missed (2 out)			
04:42				8 MEISHAR D Defensive Rebound
04:23				8 MEISHAR D 2 Pts paint missed (2 Out)
04:22				8 MEISHAR D Offensive Rebound
04:19	10 GLASBRENNER J Steal			
04:19				8 MEISHAR D Turnover
04:17	10 GLASBRENNER J Turnover			
04:17				Time out
04:01				8 MEISHAR D 2 Pts paint missed (2 Out)
03:57				8 MEISHAR D Offensive Rebound
03:57				8 MEISHAR D 2 Pts paint missed (2 Out)
03:54	13 LADE J Defensive Rebound			
03:52				5 DROR L Steal
03:52	13 LADE J Turnover			
03:41		5-6	-1	9 ROZENBERG R 2-Pts made (2 In)
03:39				12 HENDEL L Assist
03:21	13 LADE J 2-Pts missed (2 out)			
03:19				8 MEISHAR D Blocked Shot
03:14	13 LADE J 2-Pts made (2 In)	7-6	+1	
03:11	10 GLASBRENNER J Assist			
03:06	5 PAYE M Offensive Rebound			
02:56		7-8	-1	5 DROR L 2-Pts paint made (2 In)
02:52				9 ROZENBERG R Assist
02:29	13 LADE J 2 Pts paint missed (2 Out)			
02:27				5 DROR L Defensive Rebound



## PLAY BY PLAY

文字比分播报

USA 76 vs 53 ISR

Attendance: 12000

Game Time	USA - United States	Score	Lead	ISR - Israel
02:19				12 HENDEL L Turnover
02:19	5 PAYE M Steal			
02:08	10 GLASBRENNER J 2-Pts paint made (2 In)	9-8	+1	
02:07	5 PAYE M Assist			
02:03	10 GLASBRENNER J Player OUT ---->>			
02:03	5 PAYE M Player OUT ---->>			
02:03	11 SERIO S Player IN <<----			
02:03	15 CHAMBERS J Player IN <<----			
01:45				8 MEISHAR D 2 Pts paint missed (2 Out)
01:43				8 MEISHAR D Offensive Rebound
01:43		9-10	-1	8 MEISHAR D 2-Pts paint made (2 In)
01:22	14 SCHULTE P 3-Pts missed (3 Out)			
01:20				5 DROR L Defensive Rebound
01:12	15 CHAMBERS J Personal foul			
01:12				7 FURMAN R Foul On
00:57				8 MEISHAR D 2 Pts paint missed (2 Out)
00:54	15 CHAMBERS J Defensive Rebound			
00:44	15 CHAMBERS J 2 Pts paint missed (2 Out)			
00:43				5 DROR L Defensive Rebound
00:23				9 ROZENBERG R 3-Pts missed (3 Out)
00:21	13 LADE J Defensive Rebound			
00:01	11 SERIO S 2-Pts paint made (2 In)	11-10	+1	
00:01	14 SCHULTE P Assist			

## SECOND QUARTER

### Quarter Starters:

USA 4 BARBER E      11 SERIO S      13 LADE J      14 SCHULTE P      15 CHAMBERS J  
ISR 5 DROR L      7 FURMAN R      8 MEISHAR D      9 ROZENBERG R      12 HENDEL L

Game Time	USA - United States	Score	Lead	ISR - Israel
10:00				5 DROR L Player IN <<----
10:00				7 FURMAN R Player IN <<----
10:00				8 MEISHAR D Player IN <<----
10:00				9 ROZENBERG R Player IN <<----
10:00				12 HENDEL L Player IN <<----
10:00	4 BARBER E Player IN <<----			
10:00	11 SERIO S Player IN <<----			
10:00	13 LADE J Player IN <<----			
10:00	14 SCHULTE P Player IN <<----			
10:00	15 CHAMBERS J Player IN <<----			
00:18				Tap off situation, throw-in
09:42				8 MEISHAR D 2 Pts paint missed (2 Out)
09:39	15 CHAMBERS J Defensive Rebound			



## PLAY BY PLAY

文字比分播报

USA 76 vs 53 ISR

Attendance: 12000

Game Time	USA - United States	Score	Lead	ISR - Israel
09:31	11 SERIO S 2-Pts paint made (2 In)	13-10	+3	
09:31	15 CHAMBERS J Assist			
09:31				9 ROZENBERG R Personal foul
09:31	11 SERIO S Foul On			
09:31	11 SERIO S Free Throw made (1 In)	14-10	+4	
09:14				5 DROR L 2 Pts paint missed (2 Out)
09:13				5 DROR L Offensive Rebound
09:13		14-12	+2	5 DROR L 2-Pts paint made (2 In)
08:47	4 BARBER E 2-Pts missed (2 out)			
08:47				Defensive Rebound
08:26				9 ROZENBERG R 2-Pts missed (2 out)
08:24	15 CHAMBERS J Defensive Rebound			
08:20	14 SCHULTE P Offensive foul			
08:20	14 SCHULTE P Turnover			
08:20				9 ROZENBERG R Foul On
08:20				5 DROR L Player OUT ---->>
08:20				8 MEISHAR D Player OUT ---->>
08:20				10 LEHRMAN A Player IN <<----
08:20				11 DOR OIA Player IN <<----
08:20				10 LEHRMAN A Player OUT ---->>
08:20				11 DOR OIA Player OUT ---->>
08:20				8 MEISHAR D Player IN <<----
08:20				8 MEISHAR D Player OUT ---->>
08:20				9 ROZENBERG R Player OUT ---->>
08:20				5 DROR L Player IN <<----
08:20				10 LEHRMAN A Player IN <<----
08:20				11 DOR OIA Player IN <<----
07:53				12 HENDEL L 3-Pts missed (3 Out)
07:53	Defensive Rebound			
07:42	11 SERIO S 2-Pts paint made (2 In)	16-12	+4	
07:41	14 SCHULTE P Assist			
07:19				5 DROR L Turnover
07:02	15 CHAMBERS J 2-Pts made (2 In)	18-12	+6	
07:00	14 SCHULTE P Assist			
06:41				11 DOR OIA 2-Pts missed (2 out)
06:40	15 CHAMBERS J Defensive Rebound			
06:22	15 CHAMBERS J 2-Pts made (2 In)	20-12	+8	
06:21	14 SCHULTE P Assist			
05:52				5 DROR L 2 Pts paint missed (2 Out)
05:49	15 CHAMBERS J Defensive Rebound			
05:34	15 CHAMBERS J 2-Pts made (2 In)	22-12	+10	
05:33	13 LADE J Assist			



## PLAY BY PLAY

文字比分播报

USA 76 vs 53 ISR

Attendance: 12000

Game Time	USA - United States	Score	Lead	ISR - Israel
05:33				Time out
05:33				12 HENDEL L Player OUT ---->>
05:33				9 ROZENBERG R Player IN <<----
05:33				11 DOR OIA Player OUT ---->>
05:33				8 MEISHAR D Player IN <<----
05:33	4 BARBER E Player OUT ---->>			
05:33	5 PAYE M Player IN <<----			
05:33	13 LADE J Player OUT ---->>			
05:33	6 LESPERANCE M Player IN <<----			
05:10	15 CHAMBERS J Blocked Shot			
05:10				9 ROZENBERG R 2-Pts missed (2 out)
05:10				5 DROR L Personal foul
05:10	11 SERIO S Foul On			
05:07	14 SCHULTE P Player OUT ---->>			
05:07	13 LADE J Player IN <<----			
04:48	11 SERIO S 2-Pts made (2 In)	24-12	+12	
04:24				10 LEHRMAN A 2 Pts paint missed (2 Out)
04:24	15 CHAMBERS J Defensive Rebound			
04:08	11 SERIO S 2-Pts made (2 In)	26-12	+14	
04:05	13 LADE J Assist			
03:44				10 LEHRMAN A 2-Pts missed (2 out)
03:42				7 FURMAN R Offensive Rebound
03:38				5 DROR L 2 Pts paint missed (2 Out)
03:36	15 CHAMBERS J Defensive Rebound			
03:12	15 CHAMBERS J 2-Pts made (2 In)	28-12	+16	
02:52	6 LESPERANCE M Personal foul			
02:52				8 MEISHAR D Foul On
02:52				10 LEHRMAN A Player OUT ---->>
02:52				7 FURMAN R Player OUT ---->>
02:52				6 OTTOLENGHI A Player IN <<----
02:52				15 DRAI D Player IN <<----
02:39				9 ROZENBERG R 3-Pts missed (3 Out)
02:38	15 CHAMBERS J Defensive Rebound			
02:27	5 PAYE M 2-Pts paint made (2 In)	30-12	+18	
02:26	13 LADE J Assist			
02:13	15 CHAMBERS J Personal foul			
02:13				8 MEISHAR D Foul On
02:04				8 MEISHAR D 2 Pts paint missed (2 Out)
02:02	13 LADE J Defensive Rebound			
01:56	13 LADE J 2-Pts paint made (2 In)	32-12	+20	
01:56				5 DROR L Personal foul
01:56	13 LADE J Foul On			





## PLAY BY PLAY

文字比分播报

USA 76 vs 53 ISR

Attendance: 12000

Game Time	USA - United States	Score	Lead	ISR - Israel
01:56				8 MEISHAR D Player OUT ---->>
01:56				14 PHILIPPS R Player IN <<----
01:56				5 DROR L Player OUT ---->>
01:56				8 MEISHAR D Player IN <<----
01:56	13 LADE J Free Throw made (1 In)	33-12	+21	
01:32		33-14	+19	8 MEISHAR D 2-Pts made (2 In)
01:23				6 OTTOLENGHI A Personal foul
01:23	13 LADE J Foul On			
01:23	13 LADE J Free Throw made (1 In)	34-14	+20	
01:23	13 LADE J Free Throw missed (1 Out)			
01:20				15 DRAI D Defensive Rebound
01:10				6 OTTOLENGHI A 2 Pts paint missed (2 Out)
01:08	11 SERIO S Defensive Rebound			
01:03				14 PHILIPPS R Personal foul
01:03	5 PAYE M Foul On			
01:03	5 PAYE M Free Throw made (1 In)	35-14	+21	
01:03	5 PAYE M Free Throw made (1 In)	36-14	+22	
00:48	13 LADE J Steal			
00:48				15 DRAI D Turnover
00:41	13 LADE J Fast Break			
00:39	13 LADE J 2-Pts paint made (2 In)	38-14	+24	
00:29		38-16	+22	8 MEISHAR D 2-Pts paint made (2 In)
00:11	15 CHAMBERS J 2-Pts made (2 In)	40-16	+24	
00:09	5 PAYE M Assist			
00:02				6 OTTOLENGHI A 2-Pts missed (2 out)
00:01				8 MEISHAR D Offensive Rebound

## THIRD QUARTER

### Quarter Starters:

USA 5 PAYE M                      6 LESPERANCE M                      9 SCOTT M                      7 MAZZI J                      15 CHAMBERS J  
ISR 5 DROR L                      8 MEISHAR D                      9 ROZENBERG R                      12 HENDEL L                      15 DRAI D

Game Time	USA - United States	Score	Lead	ISR - Israel
10:00				5 DROR L Player IN <<----
10:00				8 MEISHAR D Player IN <<----
10:00				9 ROZENBERG R Player IN <<----
10:00				12 HENDEL L Player IN <<----
10:00				15 DRAI D Player IN <<----
10:00	5 PAYE M Player IN <<----			
10:00	6 LESPERANCE M Player IN <<----			
10:00	9 SCOTT M Player IN <<----			
10:00	7 MAZZI J Player IN <<----			
10:00	15 CHAMBERS J Player IN <<----			



## PLAY BY PLAY

文字比分播报

USA 76 vs 53 ISR

Attendance: 12000

Game Time	USA - United States	Score	Lead	ISR - Israel
10:00	Tap off situation, throw-in			
09:44	7 MAZZI J 2-Pts missed (2 out)			
09:43				5 DROR L Defensive Rebound
09:31		40-18	+22	12 HENDEL L 2-Pts made (2 In)
09:14	15 CHAMBERS J 2-Pts made (2 In)	42-18	+24	
09:11	5 PAYE M Assist			
08:45				8 MEISHAR D 2-Pts missed (2 out)
08:44	5 PAYE M Defensive Rebound			
08:34	7 MAZZI J 2-Pts missed (2 out)			
08:33				5 DROR L Defensive Rebound
08:20				5 DROR L 2 Pts paint missed (2 Out)
08:19	15 CHAMBERS J Defensive Rebound			
08:05	9 SCOTT M Turnover			
07:49				12 HENDEL L 3-Pts missed (3 Out)
07:47				8 MEISHAR D Offensive Rebound
07:37	9 SCOTT M Steal			
07:37				12 HENDEL L Turnover
07:25	9 SCOTT M 2-Pts paint made (2 In)	44-18	+26	
06:57		44-20	+24	5 DROR L 2-Pts paint made (2 In)
06:56				12 HENDEL L Assist
06:40	5 PAYE M 2-Pts made (2 In)	46-20	+26	
06:23	7 MAZZI J Personal foul			
06:23				9 ROZENBERG R Foul On
06:23		46-21	+25	9 ROZENBERG R Free Throw made (1 In)
06:23		46-22	+24	9 ROZENBERG R Free Throw made (1 In)
06:12	9 SCOTT M 2 Pts paint missed (2 Out)			
06:10	15 CHAMBERS J Offensive Rebound			
05:59	7 MAZZI J 3-Pts missed (3 Out)			
05:58	5 PAYE M Offensive Rebound			
05:55				9 ROZENBERG R Personal foul
05:55	5 PAYE M Foul On			
05:46	7 MAZZI J 2 Pts paint missed (2 Out)			
05:44				8 MEISHAR D Defensive Rebound
05:35				9 ROZENBERG R 2 Pts paint missed (2 Out)
05:33				8 MEISHAR D Offensive Rebound
05:33		46-24	+22	8 MEISHAR D 2-Pts paint made (2 In)
05:24	15 CHAMBERS J Offensive foul			
05:24	15 CHAMBERS J Turnover			
05:24				5 DROR L Foul On
05:07		46-26	+20	8 MEISHAR D 2-Pts paint made (2 In)
05:07				12 HENDEL L Assist
05:07	Time out			



## PLAY BY PLAY

文字比分播报

USA 76 vs 53 ISR

Attendance: 12000

Game Time	USA - United States	Score	Lead	ISR - Israel
05:07				5 DROR L Player OUT ---->>
05:07				14 PHILIPPS R Player IN <<----
05:07				15 DRAI D Player OUT ---->>
05:07				6 OTTOLENGHI A Player IN <<----
05:07	7 MAZZI J Player OUT ---->>			
05:07	12 NELMS J Player IN <<----			
04:40	12 NELMS J 2-Pts made (2 In)	48-26	+22	
04:36	8 COUNTS J Personal foul			
04:36	15 CHAMBERS J Player OUT ---->>			
04:36	8 COUNTS J Player IN <<----			
04:31				6 OTTOLENGHI A Foul On
04:16				8 MEISHAR D 2-Pts missed (2 out)
04:10	8 COUNTS J Defensive Rebound			
04:01	12 NELMS J 2-Pts missed (2 out)			
04:00				8 MEISHAR D Defensive Rebound
03:45				12 HENDEL L 2-Pts missed (2 out)
03:43	9 SCOTT M Defensive Rebound			
03:24	5 PAYE M 2 Pts paint missed (2 Out)			
03:23				14 PHILIPPS R Defensive Rebound
03:09		48-28	+20	8 MEISHAR D 2-Pts made (2 In)
03:06				12 HENDEL L Assist
02:53	12 NELMS J 2-Pts made (2 In)	50-28	+22	
02:52	5 PAYE M Assist			
02:32				6 OTTOLENGHI A 2 Pts paint missed (2 Out)
02:31	5 PAYE M Defensive Rebound			
02:09	12 NELMS J 2-Pts missed (2 out)			
02:07	9 SCOTT M Offensive Rebound			
02:01	6 LESPERANCE M 2 Pts paint missed (2 Out)			
01:56				10 LEHRMAN A Defensive Rebound
01:56				9 ROZENBERG R Player OUT ---->>
01:56				10 LEHRMAN A Player IN <<----
01:56				10 LEHRMAN A Offensive foul
01:56				10 LEHRMAN A Turnover
01:56	6 LESPERANCE M Foul On			
01:39	9 SCOTT M 3-Pts made (3 In)	53-28	+25	
01:22				14 PHILIPPS R 2 Pts paint missed (2 Out)
01:22				Offensive Rebound
01:16	6 LESPERANCE M Personal foul			
01:16				8 MEISHAR D Foul On
01:16		53-29	+24	8 MEISHAR D Free Throw made (1 In)
01:16		53-30	+23	8 MEISHAR D Free Throw made (1 In)
00:59	9 SCOTT M 2-Pts missed (2 out)			



## PLAY BY PLAY

文字比分播报

USA 76 vs 53 ISR

Attendance: 12000

Game Time	USA - United States	Score	Lead	ISR - Israel
00:57				8 MEISHAR D Defensive Rebound
00:51	8 COUNTS J Personal foul			
00:51				14 PHILIPPS R Foul On
00:51		53-31	+22	14 PHILIPPS R Free Throw made (1 In)
00:50				14 PHILIPPS R Free Throw missed (1 Out)
00:45	9 SCOTT M Defensive Rebound			
00:39	12 NELMS J 2 Pts paint missed (2 Out)			
00:32				8 MEISHAR D Defensive Rebound
00:31	9 SCOTT M Steal			
00:31				14 PHILIPPS R Turnover
00:31	9 SCOTT M Turnover			
00:27	8 COUNTS J Personal foul			
00:27				8 MEISHAR D Foul On
00:27				8 MEISHAR D Free Throw missed (1 Out)
00:27		53-32	+21	8 MEISHAR D Free Throw made (1 In)
00:27	8 COUNTS J Player OUT ---->>			
00:27	11 SERIO S Player IN <<----			
00:07	5 PAYE M 2-Pts made (2 In)	55-32	+23	

## FOURTH QUARTER

### Quarter Starters:

USA

ISR

Game Time	USA - United States	Score	Lead	ISR - Israel
10:00				6 OTTOLENGHI A Player IN <<----
10:00				8 MEISHAR D Player IN <<----
10:00				10 LEHRMAN A Player IN <<----
10:00				12 HENDEL L Player IN <<----
10:00				14 PHILIPPS R Player IN <<----
10:00	4 BARBER E Player IN <<----			
10:00	5 PAYE M Player IN <<----			
10:00	8 COUNTS J Player IN <<----			
10:00	11 SERIO S Player IN <<----			
10:00	14 SCHULTE P Player IN <<----			
00:00				Tap off situation, throw-in
09:51		55-34	+21	8 MEISHAR D 2-Pts paint made (2 In)
09:51				10 LEHRMAN A Assist
09:51	8 COUNTS J Personal foul			
09:51				8 MEISHAR D Foul On
09:51		55-35	+20	8 MEISHAR D Free Throw made (1 In)
09:44	11 SERIO S Fast Break			
09:42	11 SERIO S 2-Pts paint made (2 In)	57-35	+22	



## PLAY BY PLAY

文字比分播报

USA 76 vs 53 ISR

Attendance: 12000

Game Time	USA - United States	Score	Lead	ISR - Israel
09:17				10 LEHRMAN A 2 Pts paint missed (2 Out)
09:14	5 PAYE M Blocked Shot			
09:14	5 PAYE M Defensive Rebound			
09:14				12 HENDEL L Personal foul
09:14	5 PAYE M Foul On			
08:59	14 SCHULTE P 2-Pts paint made (2 In)	59-35	+24	
08:57	11 SERIO S Assist			
08:34				6 OTTOLENGHI A 2-Pts missed (2 out)
08:32	11 SERIO S Defensive Rebound			
08:10	5 PAYE M 2 Pts paint missed (2 Out)			
08:07				12 HENDEL L Defensive Rebound
07:55		59-37	+22	14 PHILIPPS R 2-Pts made (2 In)
07:53				6 OTTOLENGHI A Assist
07:38	8 COUNTS J 2 Pts paint missed (2 Out)			
07:34				10 LEHRMAN A Defensive Rebound
07:34				10 LEHRMAN A Turnover
07:34	14 SCHULTE P Steal			
07:34	14 SCHULTE P 2-Pts paint made (2 In)	61-37	+24	
07:34				Time out
07:34				6 OTTOLENGHI A Player OUT ---->>
07:34				10 LEHRMAN A Player OUT ---->>
07:34				14 PHILIPPS R Player OUT ---->>
07:34				7 FURMAN R Player IN <<----
07:34				9 ROZENBERG R Player IN <<----
07:34				5 DROR L Player IN <<----
07:13	14 SCHULTE P Personal foul			
07:13				8 MEISHAR D Foul On
07:13				8 MEISHAR D Free Throw missed (1 Out)
07:13		61-38	+23	8 MEISHAR D Free Throw made (1 In)
06:55	11 SERIO S 2-Pts missed (2 out)			
06:53				8 MEISHAR D Defensive Rebound
06:39				5 DROR L 2 Pts paint missed (2 Out)
06:39				5 DROR L Offensive Rebound
06:39				5 DROR L Turnover
06:21	14 SCHULTE P 3-Pts made (3 In)	64-38	+26	
05:58				12 HENDEL L 2 Pts paint missed (2 Out)
05:58	11 SERIO S Defensive Rebound			
05:58				12 HENDEL L Personal foul
05:58	8 COUNTS J Foul On			
05:58				12 HENDEL L Player OUT ---->>
05:58				10 LEHRMAN A Player IN <<----
05:48	8 COUNTS J 2-Pts paint made (2 In)	66-38	+28	



## PLAY BY PLAY

文字比分播报

USA 76 vs 53 ISR

Attendance: 12000

Game Time	USA - United States	Score	Lead	ISR - Israel
05:48	5 PAYE M Assist			
05:48				5 DROR L Personal foul
05:48	8 COUNTS J Foul On			
05:46	8 COUNTS J Free Throw missed (1 Out)			
05:43	11 SERIO S Offensive Rebound			
05:32	8 COUNTS J 2-Pts missed (2 out)			
05:29				5 DROR L Defensive Rebound
05:22	14 SCHULTE P Personal foul			
05:22				8 MEISHAR D Foul On
05:22	4 BARBER E Player OUT ---->>			
05:22	5 PAYE M Player OUT ---->>			
05:22	8 COUNTS J Player OUT ---->>			
05:22	11 SERIO S Player OUT ---->>			
05:22	14 SCHULTE P Player OUT ---->>			
05:22	10 GLASBRENNER J Player IN <<----			
05:22	15 CHAMBERS J Player IN <<----			
05:22	4 BARBER E Player IN <<----			
05:22	13 LADE J Player IN <<----			
05:22	7 MAZZI J Player IN <<----			
05:22		66-39	+27	8 MEISHAR D Free Throw made (1 In)
05:22		66-40	+26	8 MEISHAR D Free Throw made (1 In)
04:59	15 CHAMBERS J 2-Pts missed (2 out)			
04:57				9 ROZENBERG R Defensive Rebound
04:44				9 ROZENBERG R 3-Pts missed (3 Out)
04:44	Defensive Rebound			
04:33	7 MAZZI J 3-Pts missed (3 Out)			
04:33	10 GLASBRENNER J Offensive Rebound			
04:33				5 DROR L Personal foul
04:33	10 GLASBRENNER J Foul On			
04:33	10 GLASBRENNER J Free Throw missed (1 Out)			
04:33	10 GLASBRENNER J Free Throw made (1 In)	67-40	+27	
04:33				5 DROR L Player OUT ---->>
04:33				11 DOR OIA Player IN <<----
04:18	15 CHAMBERS J Personal foul			
04:18				9 ROZENBERG R Foul On
04:11		67-42	+25	8 MEISHAR D 2-Pts paint made (2 In)
04:10				10 LEHRMAN A Assist
03:50	7 MAZZI J 2-Pts missed (2 out)			
03:47	10 GLASBRENNER J Offensive Rebound			
03:47	10 GLASBRENNER J 2-Pts missed (2 out)			
03:46	15 CHAMBERS J Offensive Rebound			
03:46	15 CHAMBERS J 2-Pts paint made (2 In)	69-42	+27	



## PLAY BY PLAY

文字比分播报

USA 76 vs 53 ISR

Attendance: 12000

Game Time	USA - United States	Score	Lead	ISR - Israel
03:31		69-44	+25	8 MEISHAR D 2-Pts paint made (2 In)
03:29				9 ROZENBERG R Assist
03:11				10 LEHRMAN A Steal
03:11	15 CHAMBERS J Turnover			
03:11	7 MAZZI J Steal			
03:11				10 LEHRMAN A Turnover
03:06	15 CHAMBERS J Turnover			
02:50	10 GLASBRENNER J Personal foul			
02:50				8 MEISHAR D Foul On
02:50		69-45	+24	8 MEISHAR D Free Throw made (1 In)
02:50				8 MEISHAR D Free Throw missed (1 Out)
02:46	15 CHAMBERS J Defensive Rebound			
02:42				7 FURMAN R Personal foul
02:42	7 MAZZI J Foul On			
02:42	7 MAZZI J Free Throw missed (1 Out)			
02:42	7 MAZZI J Free Throw made (1 In)	70-45	+25	
02:32				11 DOR OIA 2 Pts paint missed (2 Out)
02:31	10 GLASBRENNER J Defensive Rebound			
02:15	10 GLASBRENNER J 2-Pts paint made (2 In)	72-45	+27	
02:13	4 BARBER E Assist			
01:57	10 GLASBRENNER J Personal foul			
01:57				8 MEISHAR D Foul On
01:57	4 BARBER E Player OUT ---->>			
01:57	15 CHAMBERS J Player OUT ---->>			
01:57	13 LADE J Player OUT ---->>			
01:57	9 SCOTT M Player IN <<----			
01:57	12 NELMS J Player IN <<----			
01:57	6 LESPERANCE M Player IN <<----			
01:57		72-46	+26	8 MEISHAR D Free Throw made (1 In)
01:56				8 MEISHAR D Free Throw missed (1 Out)
01:54	9 SCOTT M Defensive Rebound			
01:46	10 GLASBRENNER J 2-Pts paint made (2 In)	74-46	+28	
01:46	7 MAZZI J Assist			
01:46				11 DOR OIA Personal foul
01:46	10 GLASBRENNER J Foul On			
01:45	10 GLASBRENNER J Free Throw missed (1 Out)			
01:42				8 MEISHAR D Defensive Rebound
01:27				9 ROZENBERG R 3-Pts missed (3 Out)
01:25	10 GLASBRENNER J Defensive Rebound			
01:12	7 MAZZI J 3-Pts missed (3 Out)			
01:11	7 MAZZI J Offensive Rebound			
01:11				10 LEHRMAN A Personal foul



## PLAY BY PLAY

文字比分播报

USA 76 vs 53 ISR

Attendance: 12000

Game Time	USA - United States	Score	Lead	ISR - Israel
01:11	9 SCOTT M Foul On			
01:11	9 SCOTT M Free Throw missed (1 Out)			
01:10	9 SCOTT M Free Throw missed (1 Out)			
01:06				9 ROZENBERG R Defensive Rebound
00:55		74-49	+25	9 ROZENBERG R 3-Pts made (3 In)
00:52				9 ROZENBERG R Steal
00:52	9 SCOTT M Turnover			
00:49		74-51	+23	11 DOR OIA 2-Pts paint made (2 In)
00:47				9 ROZENBERG R Assist
00:42	10 GLASBRENNER J Fast Break			
00:40	10 GLASBRENNER J 2-Pts paint made (2 In)	76-51	+25	
00:39	12 NELMS J Assist			
00:32		76-53	+23	9 ROZENBERG R 2-Pts paint made (2 In)
00:19				9 ROZENBERG R Personal foul
00:19	10 GLASBRENNER J Foul On			
00:19	10 GLASBRENNER J Free Throw missed (1 Out)			
00:19	10 GLASBRENNER J Free Throw missed (1 Out)			
00:13				11 DOR OIA Defensive Rebound
00:01				10 LEHRMAN A 2-Pts missed (2 out)
00:01	10 GLASBRENNER J Defensive Rebound			





## RESULTS

比赛成绩

### USA 40 vs 16 ISR

Attendance: 12000

Referee: CALIGIURI Gabriele (AUS)

Commissioner: REHLING Detlef Klaus (GER)

Umpires: FARRUGIA Anna Valerie (FRA); GIORDANO Sergio (CAN)

Classifier:

		Q1		Q2	
Scoring by 5 min intervals:	USA	5	11	22	40
	ISR	4	10	12	16

#### USA - UNITED STATES of AMERICA

No.	Name	Sport Class	MIN	Field Goals		2 Points		3 Points		Free Throws		Rebounds			AS	TO	ST	BS	PF	FO	PTS	
				M/A	%	M/A	%	M/A	%	M/A	%	OR	DR	TOT								
*4	BARBER Eric	1.0	14:27	0/2	0	0/2	0														0	
*5	PAYE Mikey (C)	3.0	13:30	1/3	33	1/2	50	0/1	0	2/2	100	2	2	4	2		1			1	4	
*10	GLASBRENNER Jeff	4.5	07:57	1/3	33	1/3	33			3/4	75	1		1	1	1				2	5	
*13	LADE Jeremy	2.5	19:34	3/6	50	3/6	50			2/3	67	2	3	5	3	1	1				2	8
*14	SCHULTE Paul	3.0	14:53	1/5	20	1/4	25	0/1	0						4	1					2	
6	LESPERANCE Matt	1.0	05:33															1			0	
7	MAZZI Jaime	2.0	00:00																		0	
8	COUNTS Jacob	3.5	00:00																		0	
9	SCOTT Matt	4.0	00:00																		0	
11	SERIO Steve	3.5	12:03	5/5	100	5/5	100			1/1	100		1	1						2	11	
12	NELMS Jay	2.5	00:00																		0	
15	CHAMBERS Joe	4.0	12:03	5/6	83	5/6	83						8	8	1			1	2		10	
Team/Coach																						
<b>Totals</b>				16/30	53	16/28	57	0/2	0	8/10	80	5	15	20	11	3	3	1	4	7	40	
<b>Coach</b>		WILSON Steve																				
<b>Assistant Coach</b>		CHYNOWETH Tracy									JACKSON Paul											

#### ISR - ISRAEL

No.	Name	Sport Class	MIN	Field Goals		2 Points		3 Points		Free Throws		Rebounds			AS	TO	ST	BS	PF	FO	PTS
				M/A	%	M/A	%	M/A	%	M/A	%	OR	DR	TOT							
*5	DROR Lior	4.5	18:04	4/8	50	4/8	50					2	3	5		2	1		2		8
*7	FURMAN Ron	1.0	17:08									1	1							1	0
*8	MEISHAR Dotan	4.0	17:13	3/11	27	3/11	27					5	4	9		2		1		2	6
*9	ROZENBERG Roei	2.5	17:13	1/6	17	1/4	25	0/2	0				1	1	2	1			2	1	2
*12	HENDEL Liran	2.0	14:27	0/2	0	0/1	0	0/1	0				1	1	1	1				1	0
4	SAR TOV Eyal	4.5	00:00																		0
6	OTTOLENGHI Ariel	2.0	02:52	0/2	0	0/2	0											1			0
10	LEHRMAN Avraham	2.0	05:28	0/2	0	0/2	0														0
11	DOR Oon Igal Allon	4.5	02:47	0/1	0	0/1	0														0
13	HAIM Shay-Refael	2.0	00:00																		0
14	PHILIPPS Rotem (C)	4.0	01:56																1		0
15	DRAI David	1.0	02:52										1	1		1					0
Team/Coach																					
<b>Totals</b>				8/32	25	8/29	28	0/3	0			8	11	19	3	7	1	1	7	4	16
<b>Coach</b>		PINTO Ari																			
<b>Assistant Coach</b>		KLEIN Benyamin									ZAIDE Michael										

	USA	ISR
Points from Turnovers	7	2
Points in the Paint	14	12
Second Chance Points	4	8
Fast Break Points	2	0

	USA	ISR
Biggest Lead	24	1
Biggest Scoring Run	19-0(33-12)	2-0(2-2)
Lead Changes	9	
Times Tied	1	

#### Legend:

%	Shooting Percentage	(C)	Captain	*	Starters	AS	Assists
BS	Blocked Shots	DR	Defensive Rebounds	FO	Fouls On	M/A	Made/Attempts
MIN	Minutes Played	OR	Offensive Rebounds	PF	Fouls	PTS	Points
Qx	Quarter Time	ST	Steals	TO	Turnovers	TOT	Total Rebounds



## RESULTS

比赛成绩

### USA 76 vs 53 ISR

Attendance: 12000

Referee: CALIGIURI Gabriele (AUS)

Commissioner: REHLING Detlef Klaus (GER)

Umpires: FARRUGIA Anna Valerie (FRA); GIORDANO Sergio (CAN)

Classifier:

		Q1		Q2		Q3		Q4	
Scoring by 5 min intervals:	USA	5	11	22	40	46	55	66	76
	ISR	4	10	12	16	26	32	40	53

#### USA - UNITED STATES of AMERICA

No.	Name	Sport Class	MIN	Field Goals		2 Points		3 Points		Free Throws		Rebounds			AS	TO	ST	BS	PF	FO	PTS	
				M/A	%	M/A	%	M/A	%	M/A	%	OR	DR	TOT								
*4	BARBER Eric	1.0	22:30	0/2	0	0/2	0								1						0	
*5	PAYE Mikey (C)	3.0	28:08	3/7	43	3/6	50	0/1	0	2/2	100	3	5	8	5		1	1		3	8	
*10	GLASBRENNER Jeff	4.5	13:19	4/7	57	4/7	57			4/9	44	3	3	6	1	1	1		2	5	12	
*13	LADE Jeremy	2.5	22:59	3/6	50	3/6	50			2/3	67	2	3	5	3	1	1			2	8	
*14	SCHULTE Paul	3.0	19:31	4/8	50	3/6	50	1/2	50						4	1	1		3		9	
6	LESPERANCE Matt	1.0	17:30	0/1	0	0/1	0												2	1	0	
7	MAZZI Jaime	2.0	10:15	0/7	0	0/4	0	0/3	0	1/2	50	1		1	1		1	1	1	1	1	
8	COUNTS Jacob	3.5	08:47	1/3	33	1/3	33			0/1	0		1	1				4	2	2	0	
9	SCOTT Matt	4.0	11:57	2/4	50	1/3	33	1/1	100	0/2	0	1	3	4		3	2			1	5	
11	SERIO Steve	3.5	17:08	6/7	86	6/7	86			1/1	100	1	3	4	1				2		13	
12	NELMS Jay	2.5	07:04	2/5	40	2/5	40								1						4	
15	CHAMBERS Joe	4.0	20:52	7/9	78	7/9	78					2	10	12	1	3		1	4		14	
Team/Coach																						
<b>Totals</b>				32/66	48	30/59	51	2/7	29	10/20	50	13	30	43	18	9	7	2	16	17		76
<b>Coach</b>		WILSON Steve																				
<b>Assistant Coach</b>		CHYNOWETH Tracy									JACKSON Paul											

#### ISR - ISRAEL

No.	Name	Sport Class	MIN	Field Goals		2 Points		3 Points		Free Throws		Rebounds			AS	TO	ST	BS	PF	FO	PTS	
				M/A	%	M/A	%	M/A	%	M/A	%	OR	DR	TOT								
*5	DROR Lior	4.5	25:58	5/11	45	5/11	45					3	6	9		3	1		4	1	10	
*7	FURMAN Ron	1.0	24:42									1		1					1	1	0	
*8	MEISHAR Dotan	4.0	37:13	9/19	47	9/19	47			9/13	69	7	10	17		2		1		9	27	
*9	ROZENBERG Roei	2.5	32:51	3/11	27	2/6	33	1/5	20	2/2	100	3	3	4	1	1		4	3	9	9	
*12	HENDEL Liran	2.0	28:29	1/6	17	1/4	25	0/2	0			2	2	4	2			3		2	2	
4	SAR TOV Eyal	4.5	00:00																		0	
6	OTTOLENGHI Ariel	2.0	10:25	0/4	0	0/4	0								1				1	1	0	
10	LEHRMAN Avraham	2.0	15:48	0/4	0	0/4	0					2	2	2	3	1		2		0	0	
11	DOR Oon Igal Allon	4.5	07:20	1/3	33	1/3	33					1	1					1		2	2	
13	HAIM Shay-Refael	2.0	00:00																		0	
14	PHILIPPS Rotem (C)	4.0	09:29	1/2	50	1/2	50			1/2	50	1	1		1			1	1	3	3	
15	DRAI David	1.0	07:45									1	1		1					0	0	
Team/Coach																						
<b>Totals</b>				20/60	33	19/53	36	1/7	14	12/17	71	12	27	39	11	13	3	1	17	16		53
<b>Coach</b>		PINTO Ari																				
<b>Assistant Coach</b>		KLEIN Benyamin									ZAIDE Michael											

	USA	ISR
Points from Turnovers	17	8
Points in the Paint	32	28
Second Chance Points	9	12
Fast Break Points	6	0

	USA	ISR
Biggest Lead	28	1
Biggest Scoring Run	19-0(33-12)	6-0(46-26)
Lead Changes	9	
Times Tied	1	

Legend:

%	Shooting Percentage	(C)	Captain	*	Starters	AS	Assists
BS	Blocked Shots	DR	Defensive Rebounds	FO	Fouls On	M/A	Made/Attempts
MIN	Minutes Played	OR	Offensive Rebounds	OTx	Overtime	PF	Fouls
PTS	Points	Qx	Quarter Time	ST	Steals	TO	Turnovers
TOT	Total Rebounds						



## START LIST

首发名单

### AUS - BRA

**Referee:** BOSVELD Andre (NED)  
**Umpires:** GREGORY Christopher (GBR); RADOMSKY Ziv (ISR)

**Commissioner:** VIVIERS Nico Maritz Malan (RSA)  
**Classifier:**

#### AUS - Australia

No.	Name	Pos	Age	Sport Class	Current Games Statistics						
					PPG	FG%	3FG%	FT%	RPG	APG	MPG (GP)
4	EVESON Justin	F	28	4.5	0.0						00:00 (0)
5	SACHS Troy	C	32	4.5	0.0						00:00 (0)
6	STIBNERS Brett	F	29	4.0	0.0						00:00 (0)
7	NORRIS Shaun	F/G	23	3.0	0.0						00:00 (0)
8	HARTNETT Michael	G	26	1.0	0.0						00:00 (0)
9	KNOWLES Tristan	F	25	4.0	0.0						00:00 (0)
10	KING Adrian	F	36	2.0	0.0						00:00 (0)
11	SIMMONS Tige	G	31	1.0	0.0						00:00 (0)
12	MIZENS Grant	G	31	2.0	0.0						00:00 (0)
13	ALCOTT Dylan	G	17	1.0	0.0						00:00 (0)
14	DOWLER Brendan	G	40	1.0	0.0						00:00 (0)
15	NESS Brad (C)	C	33	4.5	0.0						00:00 (0)
Team			29.3		0.0						
<b>Coach</b>		ETTRIDGE Benjamin James									
<b>Assistant Coach</b>		FRIDAY Craig Anthony									

AUS Played		
PR	GBR	08 SEP
PR	CHN	09 SEP
PR	ISR	10 SEP
PR	USA	11 SEP

#### BRA - Brazil

No.	Name	Pos	Age	Sport Class	Current Games Statistics						
					PPG	FG%	3FG%	FT%	RPG	APG	MPG (GP)
4	SILVA Jose Ricardo (C)	G	32	1.5	0.0						00:00 (0)
5	ROCA Heriberto	G	28	1.0	0.0						00:00 (0)
6	SILVA Erick	C	29	3.5	0.0						00:00 (0)
7	SILVA Jose Marcos	C	38	4.0	0.0						00:00 (0)
8	NUNES Irio	G	28	4.5	0.0						00:00 (0)
9	PESSOA Nilton	G	32	2.0	0.0						00:00 (0)
10	SILVA SANDOVAL F	C	33	3.0	0.0						00:00 (0)
11	SILVA JUNIOR Gelson	F	28	3.5	0.0						00:00 (0)
12	LIMA Everaldo	G	35	2.5	0.0						00:00 (0)
13	MIRANDO Leandro	C	26	4.5	0.0						00:00 (0)
14	ALEXANDRE Sergio	F	26	2.0	0.0						00:00 (0)
15	SILVA Douglas	C	30	3.0	0.0						00:00 (0)
Team			30.4		0.0						
<b>Coach</b>		SILVA Itamar Luiz									
<b>Assistant Coach</b>		SILVA SANTOS Sileno									

BRA Played		
PR	USA	08 SEP
PR	ISR	09 SEP
PR	GBR	10 SEP
PR	CHN	11 SEP

**Legend:**

3FG%	3 Field Goals %	APG	Assists per Game	C	Centre	F	Forward
FG%	Field Goals %	FT%	Free Throws %	G	Guard	GP	Games Played
MPG	Minutes Played per Game	Pos	Playing Position	PPG	Points per Game	PR	Preliminary Round
RPG	Rebounds per Game						



## PLAY BY PLAY

文字比分播报

**AUS 28 vs 45 BRA**

**Attendance: 11797**

Scoring by 5 min intervals:

	Q1		Q2	
AUS	6	12	24	28
BRA	13	24	32	45

### FIRST QUARTER

#### Quarter Starters:

**AUS** 4 EVESON J      7 NORRIS S      8 HARTNETT M      14 DOWLER B      15 NESS B  
**BRA** 5 ROCA H      6 SILVA E      8 NUNES I      9 PESSOA N      10 SILVA SANDOVAL F

Game Time	AUS - Australia	Score	Lead	BRA - Brazil
10:00	4 EVESON J Player IN <<-----			
10:00	7 NORRIS S Player IN <<-----			
10:00	8 HARTNETT M Player IN <<-----			
10:00	14 DOWLER B Player IN <<-----			
10:00	15 NESS B Player IN <<-----			
10:00				5 ROCA H Player IN <<-----
10:00				6 SILVA E Player IN <<-----
10:00				8 NUNES I Player IN <<-----
10:00				9 PESSOA N Player IN <<-----
10:00				10 SILVA SANDOVAL F Player IN <<-----
10:00	15 NESS B Tap off won			8 NUNES I Tap off lost
09:45	15 NESS B 2 Pts paint missed (2 Out)			
09:42				8 NUNES I Defensive Rebound
09:06				6 SILVA E Assist
09:25		0-2	-2	10 SILVA SANDOVAL F 2-Pts paint made (2 In)
09:09	7 NORRIS S Turnover			
08:46		0-4	-4	8 NUNES I 2-Pts made (2 In)
08:31	7 NORRIS S Turnover			
08:31				8 NUNES I Steal
08:13		0-6	-6	6 SILVA E 2-Pts paint made (2 In)
08:08				10 SILVA SANDOVAL F Assist
08:00				8 NUNES I Personal foul
08:00	15 NESS B Foul On			
07:49	7 NORRIS S 2-Pts paint made (2 In)	2-6	-4	
07:45	4 EVESON J Assist			
07:25		2-8	-6	6 SILVA E 2-Pts paint made (2 In)
07:23				8 NUNES I Assist
07:10	Turnover			
06:45		2-11	-9	6 SILVA E 3-Pts made (3 In)
06:22	4 EVESON J 2 Pts paint missed (2 Out)			
06:18				8 NUNES I Defensive Rebound
06:09	4 EVESON J Steal			
06:09				8 NUNES I Turnover
05:59	7 NORRIS S 2-Pts paint made (2 In)	4-11	-7	



## PLAY BY PLAY

文字比分播报

AUS 28 vs 45 BRA

Attendance: 11797

Game Time	AUS - Australia	Score	Lead	BRA - Brazil
05:57	4 EVESON J Assist			
05:43				6 SILVA E Turnover
05:43	4 EVESON J Steal			
05:36	7 NORRIS S Fast Break			
05:35	7 NORRIS S 2-Pts paint made (2 In)	6-11	-5	
05:29	4 EVESON J Assist			
05:17				6 SILVA E Fast Break
05:15		6-13	-7	6 SILVA E 2-Pts paint made (2 In)
05:13				8 NUNES I Assist
05:05				6 SILVA E Personal foul
05:05	15 NESS B Foul On			
04:59	7 NORRIS S 2 Pts paint missed (2 Out)			
04:57				6 SILVA E Defensive Rebound
04:42				8 NUNES I 2-Pts missed (2 out)
04:39	15 NESS B Defensive Rebound			
04:33	4 EVESON J 2-Pts paint made (2 In)	8-13	-5	
04:31	15 NESS B Assist			
04:31				Time out
04:05				8 NUNES I 2-Pts missed (2 out)
04:03	7 NORRIS S Defensive Rebound			
03:47	7 NORRIS S 2-Pts paint made (2 In)	10-13	-3	
03:46	4 EVESON J Assist			
03:25		10-15	-5	6 SILVA E 2-Pts paint made (2 In)
03:24				8 NUNES I Assist
03:07	15 NESS B Turnover			
03:07				10 SILVA SANDOVAL F Steal
02:43				10 SILVA SANDOVAL F 2-Pts missed (2 out)
02:42	4 EVESON J Defensive Rebound			
02:37				5 ROCA H Personal foul
02:37	14 DOWLER B Foul On			
02:24	7 NORRIS S 2-Pts missed (2 out)			
02:22				6 SILVA E Defensive Rebound
02:15		10-17	-7	5 ROCA H 2-Pts paint made (2 In)
02:12				6 SILVA E Assist
01:59				6 SILVA E Defensive Rebound
01:56	15 NESS B 2-Pts missed (2 out)			
01:38		10-19	-9	8 NUNES I 2-Pts made (2 In)
01:16	7 NORRIS S 2-Pts paint made (2 In)	12-19	-7	
00:46		12-21	-9	8 NUNES I 2-Pts paint made (2 In)
00:43				6 SILVA E Assist
00:37	7 NORRIS S 3-Pts missed (3 Out)			
00:35				8 NUNES I Defensive Rebound



## PLAY BY PLAY

文字比分播报

**AUS 28 vs 45 BRA**

**Attendance: 11797**

Game Time	AUS - Australia	Score	Lead	BRA - Brazil
00:23	7 NORRIS S Personal foul			
00:23				6 SILVA E Foul On
00:23	15 NESS B Player OUT ---->>			
00:23	5 SACHS T Player IN <<----			
00:13	5 SACHS T Personal foul			
00:13				8 NUNES I Foul On
00:09		12-24	-12	8 NUNES I 3-Pts made (3 In)

## SECOND QUARTER

### Quarter Starters:

**AUS** 4 EVESON J                      5 SACHS T                      7 NORRIS S                      8 HARTNETT M                      14 DOWLER B  
**BRA** 6 SILVA E                      5 ROCA H                      8 NUNES I                      9 PESSOA N                      10 SILVA SANDOVAL F

Game Time	AUS - Australia	Score	Lead	BRA - Brazil
10:00				6 SILVA E Player IN <<----
10:00				5 ROCA H Player IN <<----
10:00				8 NUNES I Player IN <<----
10:00				9 PESSOA N Player IN <<----
10:00				10 SILVA SANDOVAL F Player IN <<----
10:00	4 EVESON J Player IN <<----			
10:00	5 SACHS T Player IN <<----			
10:00	7 NORRIS S Player IN <<----			
10:00	8 HARTNETT M Player IN <<----			
10:00	14 DOWLER B Player IN <<----			
00:00				Tap off situation, throw-in
09:41		12-26	-14	6 SILVA E 2-Pts paint made (2 In)
09:19	4 EVESON J 2-Pts made (2 In)	14-26	-12	
09:17	8 HARTNETT M Assist			
09:00	7 NORRIS S Personal foul			
09:00				8 NUNES I Foul On
09:00	8 HARTNETT M Player OUT ---->>			
09:00	11 SIMMONS T Player IN <<----			
08:47	7 NORRIS S Defensive Rebound			
08:43				5 ROCA H 2-Pts missed (2 out)
08:36	5 SACHS T 2 Pts paint missed (2 Out)			
08:34				5 ROCA H Defensive Rebound
08:14				8 NUNES I 2-Pts missed (2 out)
08:12	5 SACHS T Defensive Rebound			
08:06	7 NORRIS S 2-Pts paint made (2 In)	16-26	-10	
08:04	4 EVESON J Assist			
07:48	5 SACHS T Personal foul			
07:48				6 SILVA E Foul On
07:40		16-28	-12	6 SILVA E 2-Pts made (2 In)



## PLAY BY PLAY

文字比分播报

AUS 28 vs 45 BRA

Attendance: 11797

Game Time	AUS - Australia	Score	Lead	BRA - Brazil
07:37				8 NUNES I Assist
07:22	7 NORRIS S 2 Pts paint missed (2 Out)			
07:19	7 NORRIS S Offensive Rebound			
07:19	7 NORRIS S 2-Pts paint made (2 In)	18-28	-10	
06:53				6 SILVA E 3-Pts missed (3 Out)
06:51	4 EVESON J Defensive Rebound			
06:43	5 SACHS T 2-Pts paint made (2 In)	20-28	-8	
06:41	4 EVESON J Assist			
06:21				5 ROCA H 2-Pts missed (2 out)
06:16				10 SILVA SANDOVAL F Offensive Rebound
06:16		20-30	-10	10 SILVA SANDOVAL F 2-Pts paint made (2 In)
06:13				5 ROCA H Personal foul
06:13	4 EVESON J Foul On			
06:13	14 DOWLER B Player OUT ---->>			
06:13	8 HARTNETT M Player IN <<----			
05:56	4 EVESON J 2-Pts made (2 In)	22-30	-8	
05:37		22-32	-10	5 ROCA H 2-Pts paint made (2 In)
05:14	4 EVESON J 2-Pts made (2 In)	24-32	-8	
05:05				5 ROCA H Player OUT ---->>
05:05				10 SILVA SANDOVAL F Player OUT ---->>
05:05				4 SILVA JR Player IN <<----
05:05				12 LIMA E Player IN <<----
04:52				8 NUNES I 2-Pts missed (2 out)
04:39				12 LIMA E Offensive Rebound
04:37				12 LIMA E Turnover
04:37	5 SACHS T Steal			
04:33				12 LIMA E Personal foul
04:33	7 NORRIS S Foul On			
04:33	7 NORRIS S Free Throw missed (1 Out)			
04:33	7 NORRIS S Free Throw made (1 In)	25-32	-7	
04:17	5 SACHS T Personal foul			
04:17				6 SILVA E Foul On
04:17	5 SACHS T Player OUT ---->>			
04:17	15 NESS B Player IN <<----			
04:07		25-34	-9	12 LIMA E 2-Pts paint made (2 In)
03:43				4 SILVA JR Defensive Rebound
03:43	15 NESS B 2-Pts missed (2 out)			
03:43	7 NORRIS S Player OUT ---->>			
03:43	10 KING A Player IN <<----			
03:40				12 LIMA E Foul On
03:30	8 HARTNETT M Personal foul			
03:23				8 NUNES I 3-Pts missed (3 Out)



## PLAY BY PLAY

文字比分播报

AUS 28 vs 45 BRA

Attendance: 11797

Game Time	AUS - Australia	Score	Lead	BRA - Brazil
03:22	Defensive Rebound			
03:05				8 NUNES I Steal
03:05	10 KING A Turnover			
02:57				9 PESSOA N Fast Break
02:56		25-36	-11	9 PESSOA N 2-Pts paint made (2 In)
02:37				12 LIMA E Steal
02:37	4 EVESON J Turnover			
02:19		25-38	-13	6 SILVA E 2-Pts made (2 In)
02:19	Time out			
02:19	5 SACHS T Player IN <<----			
02:19	12 MIZENS G Player IN <<----			
02:19				6 SILVA E Player OUT ---->>
02:19				5 ROCA H Player IN <<----
02:05	4 EVESON J 2-Pts made (2 In)	27-38	-11	
01:57	11 SIMMONS T Player OUT ---->>			
01:57	15 NESS B Player OUT ---->>			
01:52	4 EVESON J Personal foul			
01:52				6 SILVA E Foul On
01:52	4 EVESON J Player OUT ---->>			
01:52	5 SACHS T Player OUT ---->>			
01:52	10 KING A Player OUT ---->>			
01:52	6 STIBNERS B Player IN <<----			
01:52	7 NORRIS S Player IN <<----			
01:52	9 KNOWLES T Player IN <<----			
01:52				6 SILVA E Player IN <<----
01:52				6 SILVA E Free Throw missed (1 Out)
01:51		27-39	-12	6 SILVA E Free Throw made (1 In)
01:46				5 ROCA H Player OUT ---->>
01:36	9 KNOWLES T 2-Pts missed (2 out)			
01:34				6 SILVA E Defensive Rebound
01:23		27-41	-14	8 NUNES I 2-Pts made (2 In)
01:08	7 NORRIS S 2 Pts paint missed (2 Out)			
01:08	7 NORRIS S Offensive Rebound			
01:08	7 NORRIS S 2 Pts paint missed (2 Out)			
01:08	7 NORRIS S Foul On			
01:08				4 SILVA JR Personal foul
01:08	7 NORRIS S Free Throw missed (1 Out)			
01:08	7 NORRIS S Free Throw made (1 In)	28-41	-13	
01:08				13 MIRANDO L Player IN <<----
01:08				8 NUNES I Player OUT ---->>
00:50				12 LIMA E 2-Pts missed (2 out)
00:47				13 MIRANDO L Offensive Rebound





## PLAY BY PLAY

文字比分播报

**AUS 28 vs 45 BRA**

**Attendance: 11797**

Game Time	AUS - Australia	Score	Lead	BRA - Brazil
00:47		28-43	-15	13 MIRANDO L 2-Pts paint made (2 In)
00:25	7 NORRIS S 2-Pts missed (2 out)			
00:24				13 MIRANDO L Defensive Rebound
00:00		28-45	-17	6 SILVA E 2-Pts made (2 In)



## PLAY BY PLAY

文字比分播报

**AUS 73 vs 72 BRA**

**Attendance: 11797**

Scoring by 5 min intervals:		Q1		Q2		Q3		Q4	
AUS		6	12	24	28	43	52	56	73
BRA		13	24	32	45	49	57	65	72

### FIRST QUARTER

#### Quarter Starters:

<b>AUS</b> 4 EVESON J	7 NORRIS S	8 HARTNETT M	14 DOWLER B	15 NESS B
<b>BRA</b> 5 ROCA H	6 SILVA E	8 NUNES I	9 PESSOA N	10 SILVA SANDOVAL F

Game Time	AUS - Australia	Score	Lead	BRA - Brazil
10:00	4 EVESON J Player IN <<-----			
10:00	7 NORRIS S Player IN <<-----			
10:00	8 HARTNETT M Player IN <<-----			
10:00	14 DOWLER B Player IN <<-----			
10:00	15 NESS B Player IN <<-----			
10:00				5 ROCA H Player IN <<-----
10:00				6 SILVA E Player IN <<-----
10:00				8 NUNES I Player IN <<-----
10:00				9 PESSOA N Player IN <<-----
10:00				10 SILVA SANDOVAL F Player IN <<-----
10:00	15 NESS B Tap off won			8 NUNES I Tap off lost
09:45	15 NESS B 2 Pts paint missed (2 Out)			
09:42				8 NUNES I Defensive Rebound
09:06				6 SILVA E Assist
09:25		0-2	-2	10 SILVA SANDOVAL F 2-Pts paint made (2 In)
09:09	7 NORRIS S Turnover			
08:46		0-4	-4	8 NUNES I 2-Pts made (2 In)
08:31	7 NORRIS S Turnover			
08:31				8 NUNES I Steal
08:13		0-6	-6	6 SILVA E 2-Pts paint made (2 In)
08:08				10 SILVA SANDOVAL F Assist
08:00				8 NUNES I Personal foul
08:00	15 NESS B Foul On			
07:49	7 NORRIS S 2-Pts paint made (2 In)	2-6	-4	
07:45	4 EVESON J Assist			
07:25		2-8	-6	6 SILVA E 2-Pts paint made (2 In)
07:23				8 NUNES I Assist
07:10	Turnover			
06:45		2-11	-9	6 SILVA E 3-Pts made (3 In)
06:22	4 EVESON J 2 Pts paint missed (2 Out)			
06:18				8 NUNES I Defensive Rebound
06:09	4 EVESON J Steal			
06:09				8 NUNES I Turnover
05:59	7 NORRIS S 2-Pts paint made (2 In)	4-11	-7	



## PLAY BY PLAY

文字比分播报

AUS 73 vs 72 BRA

Attendance: 11797

Game Time	AUS - Australia	Score	Lead	BRA - Brazil
05:57	4 EVESON J Assist			
05:43				6 SILVA E Turnover
05:43	4 EVESON J Steal			
05:36	7 NORRIS S Fast Break			
05:35	7 NORRIS S 2-Pts paint made (2 In)	6-11	-5	
05:29	4 EVESON J Assist			
05:17				6 SILVA E Fast Break
05:15		6-13	-7	6 SILVA E 2-Pts paint made (2 In)
05:13				8 NUNES I Assist
05:05				6 SILVA E Personal foul
05:05	15 NESS B Foul On			
04:59	7 NORRIS S 2 Pts paint missed (2 Out)			
04:57				6 SILVA E Defensive Rebound
04:42				8 NUNES I 2-Pts missed (2 out)
04:39	15 NESS B Defensive Rebound			
04:33	4 EVESON J 2-Pts paint made (2 In)	8-13	-5	
04:31	15 NESS B Assist			
04:31				Time out
04:05				8 NUNES I 2-Pts missed (2 out)
04:03	7 NORRIS S Defensive Rebound			
03:47	7 NORRIS S 2-Pts paint made (2 In)	10-13	-3	
03:46	4 EVESON J Assist			
03:25		10-15	-5	6 SILVA E 2-Pts paint made (2 In)
03:24				8 NUNES I Assist
03:07	15 NESS B Turnover			
03:07				10 SILVA SANDOVAL F Steal
02:43				10 SILVA SANDOVAL F 2-Pts missed (2 out)
02:42	4 EVESON J Defensive Rebound			
02:37				5 ROCA H Personal foul
02:37	14 DOWLER B Foul On			
02:24	7 NORRIS S 2-Pts missed (2 out)			
02:22				6 SILVA E Defensive Rebound
02:15		10-17	-7	5 ROCA H 2-Pts paint made (2 In)
02:12				6 SILVA E Assist
01:59				6 SILVA E Defensive Rebound
01:56	15 NESS B 2-Pts missed (2 out)			
01:38		10-19	-9	8 NUNES I 2-Pts made (2 In)
01:16	7 NORRIS S 2-Pts paint made (2 In)	12-19	-7	
00:46		12-21	-9	8 NUNES I 2-Pts paint made (2 In)
00:43				6 SILVA E Assist
00:37	7 NORRIS S 3-Pts missed (3 Out)			
00:35				8 NUNES I Defensive Rebound



## PLAY BY PLAY

文字比分播报

**AUS 73 vs 72 BRA**

**Attendance: 11797**

Game Time	AUS - Australia	Score	Lead	BRA - Brazil
00:23	7 NORRIS S Personal foul			
00:23				6 SILVA E Foul On
00:23	15 NESS B Player OUT ---->>			
00:23	5 SACHS T Player IN <<----			
00:13	5 SACHS T Personal foul			
00:13				8 NUNES I Foul On
00:09		12-24	-12	8 NUNES I 3-Pts made (3 In)

## SECOND QUARTER

### Quarter Starters:

**AUS** 4 EVESON J                      5 SACHS T                      7 NORRIS S                      8 HARTNETT M                      14 DOWLER B  
**BRA** 6 SILVA E                      5 ROCA H                      8 NUNES I                      9 PESSOA N                      10 SILVA SANDOVAL F

Game Time	AUS - Australia	Score	Lead	BRA - Brazil
10:00				6 SILVA E Player IN <<----
10:00				5 ROCA H Player IN <<----
10:00				8 NUNES I Player IN <<----
10:00				9 PESSOA N Player IN <<----
10:00				10 SILVA SANDOVAL F Player IN <<----
10:00	4 EVESON J Player IN <<----			
10:00	5 SACHS T Player IN <<----			
10:00	7 NORRIS S Player IN <<----			
10:00	8 HARTNETT M Player IN <<----			
10:00	14 DOWLER B Player IN <<----			
10:00				Tap off situation, throw-in
09:41		12-26	-14	6 SILVA E 2-Pts paint made (2 In)
09:19	4 EVESON J 2-Pts made (2 In)	14-26	-12	
09:17	8 HARTNETT M Assist			
09:00	7 NORRIS S Personal foul			
09:00				8 NUNES I Foul On
09:00	8 HARTNETT M Player OUT ---->>			
09:00	11 SIMMONS T Player IN <<----			
08:47	7 NORRIS S Defensive Rebound			
08:43				5 ROCA H 2-Pts missed (2 out)
08:36	5 SACHS T 2 Pts paint missed (2 Out)			
08:34				5 ROCA H Defensive Rebound
08:14				8 NUNES I 2-Pts missed (2 out)
08:12	5 SACHS T Defensive Rebound			
08:06	7 NORRIS S 2-Pts paint made (2 In)	16-26	-10	
08:04	4 EVESON J Assist			
07:48	5 SACHS T Personal foul			
07:48				6 SILVA E Foul On
07:40		16-28	-12	6 SILVA E 2-Pts made (2 In)



## PLAY BY PLAY

文字比分播报

AUS 73 vs 72 BRA

Attendance: 11797

Game Time	AUS - Australia	Score	Lead	BRA - Brazil
07:37				8 NUNES I Assist
07:22	7 NORRIS S 2 Pts paint missed (2 Out)			
07:19	7 NORRIS S Offensive Rebound			
07:19	7 NORRIS S 2-Pts paint made (2 In)	18-28	-10	
06:53				6 SILVA E 3-Pts missed (3 Out)
06:51	4 EVESON J Defensive Rebound			
06:43	5 SACHS T 2-Pts paint made (2 In)	20-28	-8	
06:41	4 EVESON J Assist			
06:21				5 ROCA H 2-Pts missed (2 out)
06:16				10 SILVA SANDOVAL F Offensive Rebound
06:16		20-30	-10	10 SILVA SANDOVAL F 2-Pts paint made (2 In)
06:13				5 ROCA H Personal foul
06:13	4 EVESON J Foul On			
06:13	14 DOWLER B Player OUT ---->>			
06:13	8 HARTNETT M Player IN <<----			
05:56	4 EVESON J 2-Pts made (2 In)	22-30	-8	
05:37		22-32	-10	5 ROCA H 2-Pts paint made (2 In)
05:14	4 EVESON J 2-Pts made (2 In)	24-32	-8	
05:05				5 ROCA H Player OUT ---->>
05:05				10 SILVA SANDOVAL F Player OUT ---->>
05:05				4 SILVA JR Player IN <<----
05:05				12 LIMA E Player IN <<----
04:52				8 NUNES I 2-Pts missed (2 out)
04:39				12 LIMA E Offensive Rebound
04:37				12 LIMA E Turnover
04:37	5 SACHS T Steal			
04:33				12 LIMA E Personal foul
04:33	7 NORRIS S Foul On			
04:33	7 NORRIS S Free Throw missed (1 Out)			
04:33	7 NORRIS S Free Throw made (1 In)	25-32	-7	
04:17	5 SACHS T Personal foul			
04:17				6 SILVA E Foul On
04:17	5 SACHS T Player OUT ---->>			
04:17	15 NESS B Player IN <<----			
04:07		25-34	-9	12 LIMA E 2-Pts paint made (2 In)
03:43				4 SILVA JR Defensive Rebound
03:43	15 NESS B 2-Pts missed (2 out)			
03:43	7 NORRIS S Player OUT ---->>			
03:43	10 KING A Player IN <<----			
03:40				12 LIMA E Foul On
03:30	8 HARTNETT M Personal foul			
03:23				8 NUNES I 3-Pts missed (3 Out)



## PLAY BY PLAY

文字比分播报

AUS 73 vs 72 BRA

Attendance: 11797

Game Time	AUS - Australia	Score	Lead	BRA - Brazil
03:22	Defensive Rebound			
03:05				8 NUNES I Steal
03:05	10 KING A Turnover			
02:57				9 PESSOA N Fast Break
02:56		25-36	-11	9 PESSOA N 2-Pts paint made (2 In)
02:37				12 LIMA E Steal
02:37	4 EVESON J Turnover			
02:19		25-38	-13	6 SILVA E 2-Pts made (2 In)
02:19	Time out			
02:19	5 SACHS T Player IN <<----			
02:19	12 MIZENS G Player IN <<----			
02:19				6 SILVA E Player OUT ---->>
02:19				5 ROCA H Player IN <<----
02:05	4 EVESON J 2-Pts made (2 In)	27-38	-11	
01:57	11 SIMMONS T Player OUT ---->>			
01:57	15 NESS B Player OUT ---->>			
01:52	4 EVESON J Personal foul			
01:52				6 SILVA E Foul On
01:52	4 EVESON J Player OUT ---->>			
01:52	5 SACHS T Player OUT ---->>			
01:52	10 KING A Player OUT ---->>			
01:52	6 STIBNERS B Player IN <<----			
01:52	7 NORRIS S Player IN <<----			
01:52	9 KNOWLES T Player IN <<----			
01:52				6 SILVA E Player IN <<----
01:52				6 SILVA E Free Throw missed (1 Out)
01:51		27-39	-12	6 SILVA E Free Throw made (1 In)
01:46				5 ROCA H Player OUT ---->>
01:36	9 KNOWLES T 2-Pts missed (2 out)			
01:34				6 SILVA E Defensive Rebound
01:23		27-41	-14	8 NUNES I 2-Pts made (2 In)
01:08	7 NORRIS S 2 Pts paint missed (2 Out)			
01:08	7 NORRIS S Offensive Rebound			
01:08	7 NORRIS S 2 Pts paint missed (2 Out)			
01:08	7 NORRIS S Foul On			
01:08				4 SILVA JR Personal foul
01:08	7 NORRIS S Free Throw missed (1 Out)			
01:08	7 NORRIS S Free Throw made (1 In)	28-41	-13	
01:08				13 MIRANDO L Player IN <<----
01:08				8 NUNES I Player OUT ---->>
00:50				12 LIMA E 2-Pts missed (2 out)
00:47				13 MIRANDO L Offensive Rebound



## PLAY BY PLAY

文字比分播报

**AUS 73 vs 72 BRA**

**Attendance: 11797**

Game Time	AUS - Australia	Score	Lead	BRA - Brazil
00:47		28-43	-15	13 MIRANDO L 2-Pts paint made (2 In)
00:25	7 NORRIS S 2-Pts missed (2 out)			
00:24				13 MIRANDO L Defensive Rebound
00:00		28-45	-17	6 SILVA E 2-Pts made (2 In)

## THIRD QUARTER

### Quarter Starters:

**AUS** 4 EVESON J                      7 NORRIS S                      8 HARTNETT M                      14 DOWLER B                      15 NESS B  
**BRA** 4 SILVA JR                      6 SILVA E                      9 PESSOA N                      12 LIMA E                      13 MIRANDO L

Game Time	AUS - Australia	Score	Lead	BRA - Brazil
10:00	4 EVESON J Player IN <<----			
10:00	7 NORRIS S Player IN <<----			
10:00	8 HARTNETT M Player IN <<----			
10:00	14 DOWLER B Player IN <<----			
10:00	15 NESS B Player IN <<----			
10:00				4 SILVA JR Player IN <<----
10:00				6 SILVA E Player IN <<----
10:00				9 PESSOA N Player IN <<----
10:00				12 LIMA E Player IN <<----
10:00				13 MIRANDO L Player IN <<----
10:00	Tap off situation, throw-in			
09:48				4 SILVA JR Personal foul
09:48	15 NESS B Foul On			
09:48	15 NESS B Free Throw missed (1 Out)			
09:48	15 NESS B Free Throw made (1 In)	29-45	-16	
09:31				13 MIRANDO L Turnover
09:15	4 EVESON J Turnover			
09:15				6 SILVA E Steal
09:00				12 LIMA E 2 Pts paint missed (2 Out)
08:58	4 EVESON J Defensive Rebound			
08:36	4 EVESON J 2 Pts paint missed (2 Out)			
08:33	4 EVESON J Offensive Rebound			
08:33	4 EVESON J 2-Pts paint made (2 In)	31-45	-14	
08:18				12 LIMA E 2 Pts paint missed (2 Out)
08:16	15 NESS B Defensive Rebound			
08:12	4 EVESON J 2-Pts paint made (2 In)	33-45	-12	
08:12				9 PESSOA N Personal foul
08:12	4 EVESON J Foul On			
08:12				13 MIRANDO L Player OUT ---->>
08:12				8 NUNES I Player IN <<----
08:12	4 EVESON J Free Throw made (1 In)	34-45	-11	
07:50				8 NUNES I 3-Pts missed (3 Out)



## PLAY BY PLAY

文字比分播报

AUS 73 vs 72 BRA

Attendance: 11797

Game Time	AUS - Australia	Score	Lead	BRA - Brazil
07:47	14 DOWLER B Defensive Rebound			
07:41	7 NORRIS S 2 Pts paint missed (2 Out)			
07:39				8 NUNES I Defensive Rebound
07:36	15 NESS B Unsportmanlike foul			
07:36				12 LIMA E Foul On
07:36		34-46	-12	12 LIMA E Free Throw made (1 In)
07:36		34-47	-13	12 LIMA E Free Throw made (1 In)
07:30	8 HARTNETT M Personal foul			
07:30				12 LIMA E Foul On
07:18	15 NESS B Personal foul			
07:18				6 SILVA E Foul On
07:18	6 STIBNERS B Player IN <<----			
07:18	15 NESS B Player OUT ---->>			
07:18				6 SILVA E Free Throw missed (1 Out)
07:17				6 SILVA E Free Throw missed (1 Out)
07:12	4 EVESON J Defensive Rebound			
07:00				6 SILVA E Personal foul
07:00	7 NORRIS S Foul On			
06:40	6 STIBNERS B 2-Pts made (2 In)	36-47	-11	
06:35				9 PESSOA N Personal foul
06:35	7 NORRIS S Foul On			
06:23	6 STIBNERS B 2-Pts made (2 In)	38-47	-9	
06:18	6 STIBNERS B Personal foul			
06:18				12 LIMA E Foul On
06:00	8 HARTNETT M Steal			
06:00				8 NUNES I Turnover
05:56	6 STIBNERS B 2-Pts paint made (2 In)	40-47	-7	
05:55	6 STIBNERS B Fast Break			
05:55				Time out
05:55				5 ROCA H Player IN <<----
05:55				10 SILVA SANDOVAL F Player IN <<----
05:55				12 LIMA E Player OUT ---->>
05:55				4 SILVA JR Player OUT ---->>
05:55	14 DOWLER B Player OUT ---->>			
05:55	13 ALCOTT D Player IN <<----			
05:42		40-49	-9	8 NUNES I 2-Pts paint made (2 In)
05:22	4 EVESON J 2-Pts paint made (2 In)	42-49	-7	
05:22				8 NUNES I Personal foul
05:22	4 EVESON J Foul On			
05:22	4 EVESON J Free Throw made (1 In)	43-49	-6	
04:58				8 NUNES I 3-Pts missed (3 Out)
04:56	6 STIBNERS B Defensive Rebound			





## PLAY BY PLAY

文字比分播报

AUS 73 vs 72 BRA

Attendance: 11797

Game Time	AUS - Australia	Score	Lead	BRA - Brazil
04:41	7 NORRIS S 2 Pts paint missed (2 Out)			
04:41				Defensive Rebound
04:20	4 EVESON J Steal			
04:20				5 ROCA H Turnover
04:16				10 SILVA SANDOVAL F Personal foul
04:16	4 EVESON J Foul On			
04:16	4 EVESON J Free Throw made (1 In)	44-49	-5	
04:16	4 EVESON J Free Throw missed (1 Out)			
04:11				10 SILVA SANDOVAL F Defensive Rebound
03:55	13 ALCOTT D Personal foul			
03:55				6 SILVA E Foul On
03:55	14 DOWLER B Player IN <<----			
03:55	13 ALCOTT D Player OUT ---->>			
03:55		44-50	-6	6 SILVA E Free Throw made (1 In)
03:55		44-51	-7	6 SILVA E Free Throw made (1 In)
03:55				12 LIMA E Player IN <<----
03:55				14 ALEXANDRE S Player IN <<----
03:55				6 SILVA E Player OUT ---->>
03:55				5 ROCA H Player OUT ---->>
03:46	6 STIBNERS B 3-Pts missed (3 Out)			
03:40	7 NORRIS S Offensive Rebound			
03:39	7 NORRIS S Turnover			
03:39				14 ALEXANDRE S Steal
03:37	6 STIBNERS B Personal foul			
03:37				14 ALEXANDRE S Foul On
03:37		44-52	-8	14 ALEXANDRE S Free Throw made (1 In)
03:37				14 ALEXANDRE S Free Throw missed (1 Out)
03:31				10 SILVA SANDOVAL F Offensive Rebound
03:31				10 SILVA SANDOVAL F 2 Pts paint missed (2 Out)
03:29	4 EVESON J Defensive Rebound			
03:12	4 EVESON J 2-Pts paint made (2 In)	46-52	-6	
03:11	7 NORRIS S Assist			
02:49		46-54	-8	8 NUNES I 2-Pts made (2 In)
02:18	7 NORRIS S 2-Pts missed (2 out)			
02:18				10 SILVA SANDOVAL F Defensive Rebound
02:18	7 NORRIS S Personal foul			
02:18				10 SILVA SANDOVAL F Foul On
02:18	10 KING A Player IN <<----			
02:18	12 MIZENS G Player IN <<----			
02:18	5 SACHS T Player IN <<----			
02:18	6 STIBNERS B Player OUT ---->>			
02:18	7 NORRIS S Player OUT ---->>			



## PLAY BY PLAY

文字比分播报

AUS 73 vs 72 BRA

Attendance: 11797

Game Time	AUS - Australia	Score	Lead	BRA - Brazil
02:18	8 HARTNETT M Player OUT ---->>			
02:18				10 SILVA SANDOVAL F Free Throw missed (1 Out)
02:18				10 SILVA SANDOVAL F Free Throw missed (1 Out)
02:16	4 EVESON J Defensive Rebound			
02:05	4 EVESON J 2 Pts paint missed (2 Out)			
02:05				14 ALEXANDRE S Personal foul
02:05	4 EVESON J Foul On			
02:05	4 EVESON J Free Throw missed (1 Out)			
02:05	4 EVESON J Free Throw missed (1 Out)			
02:00				14 ALEXANDRE S Defensive Rebound
01:58	4 EVESON J Personal foul			
01:58				10 SILVA SANDOVAL F Foul On
01:58		46-55	-9	10 SILVA SANDOVAL F Free Throw made (1 In)
01:58				10 SILVA SANDOVAL F Free Throw missed (1 Out)
01:53	14 DOWLER B Defensive Rebound			
01:49				12 LIMA E Personal foul
01:49	5 SACHS T Foul On			
01:49	5 SACHS T Free Throw made (1 In)	47-55	-8	
01:49	5 SACHS T Free Throw made (1 In)	48-55	-7	
01:31		48-57	-9	12 LIMA E 2-Pts paint made (2 In)
01:28				10 SILVA SANDOVAL F Assist
01:14	4 EVESON J Foul On			
01:14				8 NUNES I Personal foul
01:14	4 EVESON J Free Throw made (1 In)	49-57	-8	
01:14	4 EVESON J Free Throw made (1 In)	50-57	-7	
01:05	12 MIZENS G Personal foul			
01:05				14 ALEXANDRE S Foul On
01:05				13 MIRANDO L Player IN <<----
01:05				8 NUNES I Player OUT ---->>
01:05				14 ALEXANDRE S Free Throw missed (1 Out)
01:04				14 ALEXANDRE S Free Throw missed (1 Out)
01:02	4 EVESON J Defensive Rebound			
00:49	4 EVESON J 2-Pts paint made (2 In)	52-57	-5	
00:47	10 KING A Assist			
00:31				13 MIRANDO L 2 Pts paint missed (2 Out)
00:29	4 EVESON J Defensive Rebound			
00:11	14 DOWLER B 2-Pts missed (2 out)			
00:08	12 MIZENS G Offensive Rebound			
00:07	5 SACHS T 2-Pts missed (2 out)			
00:06	Offensive Rebound			
00:05	4 EVESON J 3-Pts missed (3 Out)			

### FOURTH QUARTER

#### Quarter Starters:

AUS

BRA



## PLAY BY PLAY

文字比分播报

AUS 73 vs 72 BRA

Attendance: 11797

Game Time	AUS - Australia	Score	Lead	BRA - Brazil
10:00				8 NUNES I Player IN <<----
10:00				10 SILVA SANDOVAL F Player IN <<-----
10:00				6 SILVA E Player IN <<----
10:00				5 ROCA H Player IN <<-----
10:00				14 ALEXANDRE S Player IN <<----
10:00	14 DOWLER B Player IN <<-----			
10:00	10 KING A Player IN <<-----			
10:00	4 EVESON J Player IN <<-----			
10:00	5 SACHS T Player IN <<-----			
10:00	12 MIZENS G Player IN <<-----			
00:00				Tap off situation, throw-in
09:47		52-59	-7	8 NUNES I 2-Pts made (2 In)
09:30	10 KING A Turnover			
09:16				6 SILVA E Turnover
09:16	12 MIZENS G Steal			
09:00	4 EVESON J 2-Pts missed (2 out)			
08:58				5 ROCA H Defensive Rebound
08:43		52-61	-9	8 NUNES I 2-Pts made (2 In)
08:29	4 EVESON J 2-Pts paint made (2 In)	54-61	-7	
08:27	10 KING A Assist			
07:57		54-63	-9	8 NUNES I 2-Pts made (2 In)
07:43	10 KING A Turnover			
07:43	7 NORRIS S Player IN <<-----			
07:43	8 HARTNETT M Player IN <<-----			
07:43	15 NESS B Player IN <<-----			
07:43	5 SACHS T Player OUT ---->>			
07:43	10 KING A Player OUT ---->>			
07:43	12 MIZENS G Player OUT ---->>			
07:21				8 NUNES I 3-Pts missed (3 Out)
07:18	8 HARTNETT M Defensive Rebound			
07:14	4 EVESON J 2-Pts paint made (2 In)	56-63	-7	
06:56				14 ALEXANDRE S 2 Pts paint missed (2 Out)
06:52				10 SILVA SANDOVAL F Offensive Rebound
06:52				10 SILVA SANDOVAL F 2 Pts paint missed (2 Out)
06:51	4 EVESON J Defensive Rebound			
06:45	15 NESS B Turnover			
06:45	7 NORRIS S Steal			
06:45				8 NUNES I Turnover
06:26				10 SILVA SANDOVAL F Personal foul
06:26	7 NORRIS S Foul On			
06:17	4 EVESON J 3-Pts missed (3 Out)			
06:15				6 SILVA E Defensive Rebound



## PLAY BY PLAY

文字比分播报

AUS 73 vs 72 BRA

Attendance: 11797

Game Time	AUS - Australia	Score	Lead	BRA - Brazil
05:56		56-65	-9	8 NUNES I 2-Pts made (2 In)
05:26	8 HARTNETT M 2 Pts paint missed (2 Out)			
05:24				10 SILVA SANDOVAL F Defensive Rebound
05:23	Time out			
05:23				9 PESSOA N Player IN <<----
05:23				14 ALEXANDRE S Player OUT ---->>
05:23	13 ALCOTT D Player IN <<----			
05:23	8 HARTNETT M Player OUT ---->>			
05:02				8 NUNES I 2-Pts missed (2 out)
05:02	Defensive Rebound			
04:45	4 EVESON J 2-Pts missed (2 out)			
04:40				6 SILVA E Defensive Rebound
04:40	4 EVESON J Steal			
04:40				6 SILVA E Turnover
04:40	4 EVESON J 2-Pts paint made (2 In)	58-65	-7	
04:40				8 NUNES I Personal foul
04:40	4 EVESON J Foul On			
04:40	4 EVESON J Free Throw made (1 In)	59-65	-6	
04:40				13 MIRANDO L Player IN <<----
04:40				8 NUNES I Player OUT ---->>
04:40				12 LIMA E Player IN <<----
04:40				4 SILVA JR Player IN <<----
04:40				5 ROCA H Player OUT ---->>
04:40				10 SILVA SANDOVAL F Player OUT ---->>
04:10	4 EVESON J Defensive Rebound			
04:07				6 SILVA E 3-Pts missed (3 Out)
04:03	7 NORRIS S 2 Pts paint missed (2 Out)			
03:59				12 LIMA E Defensive Rebound
03:57	14 DOWLER B Personal foul			
03:57				13 MIRANDO L Foul On
03:44	15 NESS B Steal			
03:44				13 MIRANDO L Turnover
03:39	4 EVESON J 2 Pts paint missed (2 Out)			
03:37	7 NORRIS S Offensive Rebound			
03:35	15 NESS B 2-Pts paint made (2 In)	61-65	-4	
03:35				Time out
03:35				8 NUNES I Player IN <<----
03:35				13 MIRANDO L Player OUT ---->>
03:25	15 NESS B Personal foul			
03:25				12 LIMA E Foul On
03:08		61-67	-6	8 NUNES I 2-Pts made (2 In)
02:55	15 NESS B 2-Pts paint made (2 In)	63-67	-4	



## PLAY BY PLAY

文字比分播报

AUS 73 vs 72 BRA

Attendance: 11797

Game Time	AUS - Australia	Score	Lead	BRA - Brazil
02:54	4 EVESON J Assist			
02:42	4 EVESON J Steal			
02:42				12 LIMA E Turnover
02:31	4 EVESON J 2-Pts paint made (2 In)	65-67	-2	
02:29	7 NORRIS S Assist			
02:19	4 EVESON J Unsportmanlike foul			
02:19				8 NUNES I Foul On
02:19				8 NUNES I Free Throw missed (1 Out)
02:19		65-68	-3	8 NUNES I Free Throw made (1 In)
02:05	14 DOWLER B Personal foul			
02:05				6 SILVA E Foul On
02:05		65-69	-4	6 SILVA E Free Throw made (1 In)
02:05				6 SILVA E Free Throw missed (1 Out)
02:02	7 NORRIS S Defensive Rebound			
01:51	4 EVESON J 2 Pts paint missed (2 Out)			
01:49	4 EVESON J Offensive Rebound			
01:49	4 EVESON J 2 Pts paint missed (2 Out)			
01:49	4 EVESON J Offensive Rebound			
01:49	4 EVESON J 2-Pts paint made (2 In)	67-69	-2	
01:47	15 NESS B Personal foul			
01:47				8 NUNES I Foul On
01:47				8 NUNES I Free Throw missed (1 Out)
01:47		67-70	-3	8 NUNES I Free Throw made (1 In)
01:26	13 ALCOTT D 2-Pts missed (2 out)			
01:23				8 NUNES I Defensive Rebound
01:01				8 NUNES I 2-Pts missed (2 out)
00:58	15 NESS B Defensive Rebound			
00:58				9 PESSOA N Personal foul
00:58	4 EVESON J Foul On			
00:58	4 EVESON J Free Throw made (1 In)	68-70	-2	
00:58	4 EVESON J Free Throw missed (1 Out)			
00:52	15 NESS B Offensive Rebound			
00:52	15 NESS B 2 Pts paint missed (2 Out)			
00:51	15 NESS B Offensive Rebound			
00:49	4 EVESON J 2-Pts paint made (2 In)	70-70	0	
00:37	4 EVESON J Personal foul			
00:37				6 SILVA E Foul On
00:37		70-71	-1	6 SILVA E Free Throw made (1 In)
00:37				6 SILVA E Free Throw missed (1 Out)
00:37		70-72	-2	6 SILVA E Free Throw made (1 In)
00:37	Time out			
00:37				10 SILVA SANDOVAL F Player IN <<----



## PLAY BY PLAY

文字比分播报

**AUS 73 vs 72 BRA**

**Attendance: 11797**

Game Time	AUS - Australia	Score	Lead	BRA - Brazil
00:37				14 ALEXANDRE S Player IN <<----
00:37				4 SILVA JR Player OUT ---->>
00:37				6 SILVA E Player OUT ---->>
00:24	15 NESS B Foul On			
00:24				14 ALEXANDRE S Personal foul
00:24				Time out
00:24				5 ROCA H Player IN <<----
00:24				6 SILVA E Player IN <<----
00:24				7 SILVA JM Player IN <<----
00:24				12 LIMA E Player OUT ---->>
00:24				5 ROCA H Player OUT ---->>
00:24				14 ALEXANDRE S Player OUT ---->>
00:24	15 NESS B Free Throw made (1 In)	71-72	-1	
00:23	15 NESS B Free Throw missed (1 Out)			
00:19				10 SILVA SANDOVAL F Defensive Rebound
00:12	4 EVESON J Defensive Rebound			
00:07				9 PESSOA N 2-Pts missed (2 out)
00:03	15 NESS B 2-Pts paint made (2 In)	73-72	+1	
00:02	4 EVESON J Assist			



## RESULTS

比赛成绩

### AUS 28 vs 45 BRA

Attendance: 11797

Referee: BOSVELD Andre (NED)

Commissioner: VIVIERS Nico Maritz Malan (RSA)

Umpires: GREGORY Christopher (GBR); RADOMSKY Ziv (ISR)

Classifier:

		Q1		Q2	
Scoring by 5 min intervals:	AUS	6	12	24	28
	BRA	13	24	32	45

#### AUS - AUSTRALIA

No.	Name	Sport Class	MIN	Field Goals		2 Points		3 Points		Free Throws		Rebounds			AS	TO	ST	BS	PF	FO	PTS
				M/A	%	M/A	%	M/A	%	M/A	%	OR	DR	TOT							
*4	EVESON Justin	4.5	18:08	5/6	83	5/6	83					2	2	6	1	2		1	1	10	
*7	NORRIS Shaun	3.0	18:09	7/14	50	7/13	54	0/1	0	2/4	50	2	2	4	2			2	2	16	
*8	HARTNETT Michael	1.0	17:13											1				1		0	
*14	DOWLER Brendan	1.0	13:47																1	0	
*15	NESS Brad (C)	4.5	11:57	0/3	0	0/3	0					1	1	1	1				2	0	
5	SACHS Troy	4.5	06:33	1/2	50	1/2	50					1	1			1		3		2	
6	STIBNERS Brett	4.0	01:52																	0	
9	KNOWLES Tristan	4.0	01:52	0/1	0	0/1	0													0	
10	KING Adrian	2.0	01:51												1					0	
11	SIMMONS Tige	1.0	07:03																	0	
12	MIZENS Grant	2.0	02:19																	0	
13	ALCOTT Dylan	1.0	00:00																	0	
Team/Coach																					
<b>Totals</b>			13/26	50	13/25	52	0/1	0	2/4	50	2	7	9	8	6	3		7	6	28	
Coach		ETTRIDGE Benjamin James																			
Assistant Coach		FRIDAY Craig Anthony																			

#### BRA - BRAZIL

No.	Name	Sport Class	MIN	Field Goals		2 Points		3 Points		Free Throws		Rebounds			AS	TO	ST	BS	PF	FO	PTS
				M/A	%	M/A	%	M/A	%	M/A	%	OR	DR	TOT							
*5	ROCA Heriberto	1.0	15:28	2/4	50	2/4	50					1	1					2		4	
*6	SILVA Erick	3.5	19:33	9/10	90	8/8	100	1/2	50	1/2	50	4	4	3	1			1	4	20	
*8	NUNES Irio	4.5	18:52	5/10	50	4/8	50	1/2	50			3	3	4	1	2		1	2	11	
*9	PESSOA Nilton	2.0	20:00	1/1	100	1/1	100													2	
*10	SILVA SANDOVAL Francisco	3.0	14:55	2/3	67	2/3	67					1	1	1		1				4	
4	SILVA Jose Ricardo (C)	1.5	05:05									1	1					1		0	
7	SILVA Jose Marcos	4.0	00:00																	0	
11	SILVA JUNIOR Gelson	3.5	00:00																	0	
12	LIMA Everaldo	2.5	05:05	1/2	50	1/2	50					1	1		1	1		1	1	2	
13	MIRANDO Leandro	4.5	01:08	1/1	100	1/1	100					1	1	2						2	
14	ALEXANDRE Sergio	2.0	00:00																	0	
15	SILVA Douglas	3.0	00:00																	0	
Team/Coach																					
<b>Totals</b>			21/31	68	19/27	70	2/4	50	1/2	50	3	10	13	8	3	4		6	7	45	
Coach		SILVA Itamar Luiz																			
Assistant Coach		SILVA SANTOS Sileno																			

	AUS	BRA
Points from Turnovers	7	11
Points in the Paint	18	26
Second Chance Points	3	4
Fast Break Points	2	4

	AUS	BRA
Biggest Lead	0	17
Biggest Scoring Run	4-0(6-11)	7-0(12-26)
Lead Changes	0	
Times Tied	0	

#### Legend:

%	Shooting Percentage	(C)	Captain	*	Starters	AS	Assists
BS	Blocked Shots	DR	Defensive Rebounds	FO	Fouls On	M/A	Made/Attempts
MIN	Minutes Played	OR	Offensive Rebounds	PF	Fouls	PTS	Points
Qx	Quarter Time	ST	Steals	TO	Turnovers	TOT	Total Rebounds



## RESULTS

比赛成绩

### AUS 73 vs 72 BRA

Attendance: 11797

Referee: BOSVELD Andre (NED)

Commissioner: VIVIERS Nico Maritz Malan (RSA)

Umpires: GREGORY Christopher (GBR); RADOMSKY Ziv (ISR)

Classifier:

		Q1		Q2		Q3		Q4	
Scoring by 5 min intervals:	AUS	6	12	24	28	43	52	56	73
	BRA	13	24	32	45	49	57	65	72

#### AUS - AUSTRALIA

No.	Name	Sport Class	MIN	Field Goals		2 Points		3 Points		Free Throws		Rebounds			AS	TO	ST	BS	PF	FO	PTS
				M/A	%	M/A	%	M/A	%	M/A	%	OR	DR	TOT							
*4	EVESON Justin	4.5	38:08	16/26	62	16/24	67	0/2	0	7/11	64	3	11	14	8	2	5		4	8	39
*7	NORRIS Shaun	3.0	33:34	7/18	39	7/17	41	0/1	0	2/4	50	4	3	7	2	3	1		3	5	16
*8	HARTNETT Michael	1.0	27:15	0/1	0	0/1	0					1	1	1		1			2		0
*14	DOWLER Brendan	1.0	31:47	0/1	0	0/1	0					2	2	2					2	1	0
*15	NESS Brad (C)	4.5	22:22	3/7	43	3/7	43			2/4	50	2	3	5	1	2	1		4	4	8
5	SACHS Troy	4.5	11:08	1/3	33	1/3	33			2/2	100	1	1	1		1			3	1	4
6	STIBNERS Brett	4.0	06:52	3/4	75	3/3	100	0/1	0			1	1	1					2		6
9	KNOWLES Tristan	4.0	01:52	0/1	0	0/1	0														0
10	KING Adrian	2.0	06:26											2	3						0
11	SIMMONS Tige	1.0	07:03																		0
12	MIZENS Grant	2.0	06:54									1	1			1			1		0
13	ALCOTT Dylan	1.0	07:23	0/1	0	0/1	0												1		0
Team/Coach																					
<b>Totals</b>			30/62	48	30/58	52	0/4	0	13/21	62	11	24	35	14	11	10			22	19	73
<b>Coach</b>		ETTRIDGE Benjamin James																			
<b>Assistant Coach</b>		FRIDAY Craig Anthony																			

#### BRA - BRAZIL

No.	Name	Sport Class	MIN	Field Goals		2 Points		3 Points		Free Throws		Rebounds			AS	TO	ST	BS	PF	FO	PTS
				M/A	%	M/A	%	M/A	%	M/A	%	OR	DR	TOT							
*5	ROCA Heriberto	1.0	22:48	2/4	50	2/4	50					2	2		1				2		4
*6	SILVA Erick	3.5	35:25	9/11	82	8/8	100	1/3	33	6/11	55	6	6	3	3	1			2	8	25
*8	NUNES Irio	4.5	34:54	12/22	55	11/17	65	1/5	20	2/4	50	5	5	4	3	2			4	4	27
*9	PESSOA Nilton	2.0	35:23	1/2	50	1/2	50												3		2
*10	SILVA SANDOVAL Francisco	3.0	26:47	2/5	40	2/5	40			1/4	25	3	4	7	2	1			2	2	5
4	SILVA Jose Ricardo (C)	1.5	13:13									1	1	1					2		0
7	SILVA Jose Marcos	4.0	00:24																		0
11	SILVA JUNIOR Gelson	3.5	00:00																		0
12	LIMA Everaldo	2.5	17:21	2/5	40	2/5	40			2/2	100	1	1	2	2	1			2	5	6
13	MIRANDO Leandro	4.5	05:06	1/2	50	1/2	50					1	1	2	2				1		2
14	ALEXANDRE Sergio	2.0	08:45	0/1	0	0/1	0			1/4	25	1	1	1		1			2	2	1
15	SILVA Douglas	3.0	00:00																		0
Team/Coach																					
<b>Totals</b>			29/52	56	27/44	61	2/8	25	12/25	48	5	22	27	9	11	6			19	22	72
<b>Coach</b>		SILVA Itamar Luiz																			
<b>Assistant Coach</b>		SILVA SANTOS Sileno																			

	AUS	BRA
Points from Turnovers	15	12
Points in the Paint	48	30
Second Chance Points	15	4
Fast Break Points	2	4

	AUS	BRA
Biggest Lead	1	17
Biggest Scoring Run	6-0(34-45)	7-0(12-26)
Lead Changes	1	
Times Tied	1	

#### Legend:

%	Shooting Percentage	(C)	Captain	*	Starters	AS	Assists
BS	Blocked Shots	DR	Defensive Rebounds	FO	Fouls On	M/A	Made/Attempts
MIN	Minutes Played	OR	Offensive Rebounds	OTx	Overtime	PF	Fouls
PTS	Points	Qx	Quarter Time	ST	Steals	TO	Turnovers
TOT	Total Rebounds						





## START LIST

首发名单

### CHN - GBR

**Referee:** BURFORD Jonathon Blake (USA)  
**Umpires:** QUINTANA Matias (ARG); VILJANEN Seppo Olavi (CZE)

**Commissioner:** LOVE Greg (AUS)  
**Classifier:**

#### CHN - China

No.	Name	Pos	Age	Sport Class	Current Games Statistics						
					PPG	FG%	3FG%	FT%	RPG	APG	MPG (GP)
4	CHEN Guojun	C	24	4.0	0.0						00:00 (0)
5	HUANG Xunan	F	23	4.0	0.0						00:00 (0)
6	YANG Lei	C	25	3.5	0.0						00:00 (0)
7	ZHANG Lei	C	22	4.5	0.0						00:00 (0)
8	DING Hai	C	21	4.5	0.0						00:00 (0)
9	XU Hang	F	20	2.5	0.0						00:00 (0)
10	LIN Yin Hai	F	21	3.5	0.0						00:00 (0)
11	QU Huanjian	F	23	2.0	0.0						00:00 (0)
12	GUO Yandong	F/G	21	2.0	0.0						00:00 (0)
13	LI Pengcheng	G	27	2.0	0.0						00:00 (0)
14	CHEN Haijiang	G	32	2.0	0.0						00:00 (0)
15	CHEN Qi (C)	F/G	32	1.5	0.0						00:00 (0)
Team			24.3		0.0						
<b>Coach</b>		XU Yuansheng									
<b>Assistant Coach</b>		ZHAI Yongjun									

CHN Played		
PR	ISR	08 SEP
PR	AUS	09 SEP
PR	USA	10 SEP
PR	BRA	11 SEP

#### GBR - Great Britain

No.	Name	Pos	Age	Sport Class	Current Games Statistics						
					PPG	FG%	3FG%	FT%	RPG	APG	MPG (GP)
4	BESTWICK Joseph	F	23	4.5	0.0						00:00 (0)
5	BROWN Simon	G	22	2.0	0.0						00:00 (0)
6	HAYES Kevin	G	44	1.0	0.0						00:00 (0)
7	BYWATER Terence	F	25	4.5	0.0						00:00 (0)
8	MUNN Simon	F	40	4.0	0.0						00:00 (0)
9	POLLOCK Jon (C)	G	31	2.5	0.0						00:00 (0)
10	JAMA Abdillah	G	25	1.0	0.0						00:00 (0)
11	BYRNE Matthew	G	33	1.5	0.0						00:00 (0)
12	BLAKE Andrew	F	36	2.5	0.0						00:00 (0)
13	FINBOW Peter	G	33	2.0	0.0						00:00 (0)
14	HALL Jonathan	G	26	3.0	0.0						00:00 (0)
15	OROGBEMI Ade	G	30	2.5	0.0						00:00 (0)
Team			30.7		0.0						
<b>Coach</b>		TRESSEDER Bernard Murray									
<b>Assistant Coach</b>		BHANIA Haj Singh					THOMAS Sinclair Richford				

GBR Played		
PR	AUS	08 SEP
PR	USA	09 SEP
PR	BRA	10 SEP
PR	ISR	11 SEP

**Legend:**

3FG%	3 Field Goals %	APG	Assists per Game	C	Centre	F	Forward
FG%	Field Goals %	FT%	Free Throws %	G	Guard	GP	Games Played
MPG	Minutes Played per Game	Pos	Playing Position	PPG	Points per Game	PR	Preliminary Round
RPG	Rebounds per Game						



## PLAY BY PLAY

文字比分播报

CHN 16 vs 35 GBR

Attendance: 11797

Scoring by 5 min intervals:

	Q1		Q2	
CHN	8	10	12	16
GBR	12	18	29	35

### FIRST QUARTER

#### Quarter Starters:

CHN 6 YANG L                      8 DING H                      11 QU H                      13 LI P                      14 CHEN H  
GBR 7 BYWATER T                8 MUNN S                      9 POLLOCK J                10 JAMA A                    13 FINBOW P

Game Time	CHN - China	Score	Lead	GBR - Great Britain
10:00	6 YANG L Player IN <<----			
10:00	8 DING H Player IN <<----			
10:00	11 QU H Player IN <<----			
10:00	13 LI P Player IN <<----			
10:00	14 CHEN H Player IN <<----			
10:00				7 BYWATER T Player IN <<----
10:00				8 MUNN S Player IN <<----
10:00				9 POLLOCK J Player IN <<----
10:00				10 JAMA A Player IN <<----
10:00				13 FINBOW P Player IN <<----
10:00	6 YANG L Tap off lost			8 MUNN S Tap off won
09:46		0-2	-2	9 POLLOCK J 2-Pts made (2 In)
09:31	8 DING H 2-Pts made (2 In)	2-2	0	
09:09				7 BYWATER T 2-Pts missed (2 out)
09:05				8 MUNN S Offensive Rebound
09:05		2-4	-2	8 MUNN S 2-Pts paint made (2 In)
08:47	6 YANG L 2-Pts missed (2 out)			
08:45				7 BYWATER T Defensive Rebound
08:36		2-6	-4	8 MUNN S 2-Pts paint made (2 In)
08:33				9 POLLOCK J Assist
08:17	8 DING H 2-Pts made (2 In)	4-6	-2	
08:02				9 POLLOCK J 3-Pts missed (3 Out)
08:02	Defensive Rebound			
08:02				8 MUNN S Personal foul
08:02	8 DING H Foul On			
07:46	13 LI P 2-Pts missed (2 out)			
07:42	11 QU H Offensive Rebound			
07:42	11 QU H 2 Pts paint missed (2 Out)			
07:40				7 BYWATER T Defensive Rebound
07:29				8 MUNN S 2 Pts paint missed (2 Out)
07:27	8 DING H Defensive Rebound			
07:27				8 MUNN S Personal foul
07:27	6 YANG L Foul On			
07:07	14 CHEN H 2-Pts missed (2 out)			



## PLAY BY PLAY

文字比分播报

CHN 16 vs 35 GBR

Attendance: 11797

Game Time	CHN - China	Score	Lead	GBR - Great Britain
06:59	14 CHEN H Offensive Rebound			
06:59	14 CHEN H 2-Pts paint made (2 In)	6-6	0	
06:54		6-8	-2	9 POLLOCK J 2-Pts made (2 In)
06:38	8 DING H 2-Pts missed (2 out)			
06:37	8 DING H Offensive Rebound			
06:37	8 DING H 2-Pts paint made (2 In)	8-8	0	
06:36				4 BESTWICK J Player IN <<----
06:36				11 BYRNE M Player IN <<----
06:36				8 MUNN S Player OUT ---->>
06:36				13 FINBOW P Player OUT ---->>
06:21				9 POLLOCK J 2-Pts missed (2 out)
06:21				Offensive Rebound
06:15		8-10	-2	7 BYWATER T 2-Pts paint made (2 In)
05:56	6 YANG L 2-Pts missed (2 out)			
05:53	6 YANG L Offensive Rebound			
05:53	6 YANG L 2 Pts paint missed (2 Out)			
05:48				4 BESTWICK J Blocked Shot
05:48				7 BYWATER T Turnover
05:25	6 YANG L 2-Pts missed (2 out)			
05:24				7 BYWATER T Defensive Rebound
05:19	13 LI P Personal foul			
05:19				9 POLLOCK J Foul On
05:10		8-12	-4	9 POLLOCK J 2-Pts made (2 In)
04:59	8 DING H Turnover			
04:46	8 DING H Personal foul			
04:46				4 BESTWICK J Foul On
04:34				7 BYWATER T 3-Pts missed (3 Out)
04:32	8 DING H Defensive Rebound			
04:31				11 BYRNE M Personal foul
04:31	8 DING H Foul On			
04:23	8 DING H 2-Pts missed (2 out)			
04:23				Defensive Rebound
04:13				9 POLLOCK J Turnover
04:00	6 YANG L 2-Pts paint made (2 In)	10-12	-2	
03:58	8 DING H Assist			
03:45		10-14	-4	7 BYWATER T 2-Pts paint made (2 In)
03:44				9 POLLOCK J Assist
03:33	6 YANG L Turnover			
03:33	Time out			
03:33				6 HAYES K Player IN <<----
03:33				10 JAMA A Player OUT ---->>
03:09				6 HAYES K 2 Pts paint missed (2 Out)



## PLAY BY PLAY

文字比分播报

CHN 16 vs 35 GBR

Attendance: 11797

Game Time	CHN - China	Score	Lead	GBR - Great Britain
03:08	6 YANG L Defensive Rebound			
03:00	11 QU H 2 Pts paint missed (2 Out)			
02:58				4 BESTWICK J Defensive Rebound
02:44				11 BYRNE M 2-Pts missed (2 out)
02:41	13 LI P Defensive Rebound			
02:41	11 QU H Personal foul			
02:41				4 BESTWICK J Foul On
02:41	11 QU H Player OUT ---->>			
02:41	12 GUO Y Player IN <<----			
02:41				4 BESTWICK J Player OUT ---->>
02:41				6 HAYES K Player OUT ---->>
02:41				12 BLAKE A Player IN <<----
02:41				14 HALL J Player IN <<----
02:26		10-16	-6	9 POLLOCK J 2-Pts made (2 In)
02:05	14 CHEN H 2-Pts missed (2 out)			
02:03				9 POLLOCK J Defensive Rebound
01:53				7 BYWATER T 2-Pts missed (2 out)
01:53	Defensive Rebound			
01:39	14 CHEN H 2-Pts missed (2 out)			
01:37				7 BYWATER T Defensive Rebound
01:19		10-18	-8	14 HALL J 2-Pts made (2 In)
00:53	8 DING H 2 Pts paint missed (2 Out)			
00:51				7 BYWATER T Defensive Rebound
00:41				9 POLLOCK J 2-Pts missed (2 out)
00:40	6 YANG L Defensive Rebound			
00:26	8 DING H 2 Pts paint missed (2 Out)			
00:25				7 BYWATER T Defensive Rebound
00:06				7 BYWATER T 2-Pts missed (2 out)
00:04	8 DING H Defensive Rebound			
00:01	12 GUO Y 2-Pts missed (2 out)			
00:00				7 BYWATER T Blocked Shot

## SECOND QUARTER

### Quarter Starters:

CHN 6 YANG L      8 DING H      12 GUO Y      13 LI P      14 CHEN H  
GBR 8 MUNN S      9 POLLOCK J      13 FINBOW P      7 BYWATER T      10 JAMA A

Game Time	CHN - China	Score	Lead	GBR - Great Britain
10:00				8 MUNN S Player IN <<----
10:00				9 POLLOCK J Player IN <<----
10:00				13 FINBOW P Player IN <<----
10:00				7 BYWATER T Player IN <<----
10:00				10 JAMA A Player IN <<----



## PLAY BY PLAY

文字比分播报

CHN 16 vs 35 GBR

Attendance: 11797

Game Time	CHN - China	Score	Lead	GBR - Great Britain
10:00	6 YANG L Player IN <<----			
10:00	8 DING H Player IN <<----			
10:00	12 GUO Y Player IN <<----			
10:00	13 LI P Player IN <<----			
10:00	14 CHEN H Player IN <<----			
10:00	Tap off situation, throw-in			
09:48	13 LI P Turnover			
09:28				9 POLLOCK J Turnover
09:16	8 DING H Turnover			
09:16				9 POLLOCK J Steal
09:01				8 MUNN S 2 Pts paint missed (2 Out)
08:59				13 FINBOW P Offensive Rebound
08:59				13 FINBOW P 2 Pts paint missed (2 Out)
08:57				13 FINBOW P Offensive Rebound
08:50				10 JAMA A Turnover
08:50	8 DING H Steal			
08:49	14 CHEN H Offensive foul			
08:49				10 JAMA A Foul On
08:44				9 POLLOCK J 3-Pts missed (3 Out)
08:44	Defensive Rebound			
08:29	6 YANG L 2-Pts made (2 In)	12-18	-6	
08:10		12-20	-8	13 FINBOW P 2-Pts paint made (2 In)
08:09				9 POLLOCK J Assist
08:03	8 DING H Offensive foul			
08:03	8 DING H Turnover			
08:03				7 BYWATER T Foul On
08:03				9 POLLOCK J Player OUT ---->>
08:03				10 JAMA A Player OUT ---->>
08:03				6 HAYES K Player IN <<----
08:03				15 OROGBEMI A Player IN <<----
07:58	8 DING H Personal foul			
07:58				15 OROGBEMI A Foul On
07:51				6 HAYES K 2 Pts paint missed (2 Out)
07:51				8 MUNN S Offensive Rebound
07:51				8 MUNN S 2 Pts paint missed (2 Out)
07:51				Offensive Rebound
07:51	4 CHEN G Player IN <<----			
07:51	8 DING H Player OUT ---->>			
07:44		12-22	-10	15 OROGBEMI A 2-Pts paint made (2 In)
07:42				8 MUNN S Assist
07:30	13 LI P Turnover			
07:30				15 OROGBEMI A Steal



## PLAY BY PLAY

文字比分播报

CHN 16 vs 35 GBR

Attendance: 11797

Game Time	CHN - China	Score	Lead	GBR - Great Britain
07:27				15 OROGBEMI A Fast Break
07:27		12-24	-12	15 OROGBEMI A 2-Pts paint made (2 In)
07:27	Time out			
07:01	6 YANG L Turnover			
06:41				8 MUNN S 2 Pts paint missed (2 Out)
06:36				8 MUNN S Offensive Rebound
06:36		12-26	-14	8 MUNN S 2-Pts paint made (2 In)
06:18				15 OROGBEMI A Steal
06:18	14 CHEN H Turnover			
06:15	9 XU H Player IN <<----			
06:15	13 LI P Player OUT ---->>			
06:15				4 BESTWICK J Player IN <<----
06:15				5 BROWN S Player IN <<----
06:15				7 BYWATER T Player OUT ---->>
06:15				13 FINBOW P Player OUT ---->>
06:09				6 HAYES K Turnover
05:54	9 XU H Turnover			
05:54				15 OROGBEMI A Steal
05:38				8 MUNN S 2-Pts missed (2 out)
05:38				4 BESTWICK J Offensive Rebound
05:38				4 BESTWICK J 2 Pts paint missed (2 Out)
05:38				Offensive Rebound
05:26				6 HAYES K 2-Pts missed (2 out)
05:25	6 YANG L Defensive Rebound			
05:21	9 XU H Turnover			
05:05		12-28	-16	8 MUNN S 2-Pts paint made (2 In)
05:05	9 XU H Personal foul			
05:05				15 OROGBEMI A Assist
05:05				8 MUNN S Foul On
05:05	9 XU H Player OUT ---->>			
05:05	11 QU H Player IN <<----			
05:05		12-29	-17	8 MUNN S Free Throw made (1 In)
04:40	12 GUO Y Turnover			
04:20				15 OROGBEMI A 2 Pts paint missed (2 Out)
04:18	4 CHEN G Defensive Rebound			
04:02	11 QU H Turnover			
04:02				8 MUNN S Steal
03:59	14 CHEN H Personal foul			
03:59				15 OROGBEMI A Foul On
03:59				10 JAMA A Player IN <<----
03:59				6 HAYES K Player OUT ---->>
03:59				15 OROGBEMI A Free Throw missed (1 Out)



## PLAY BY PLAY

文字比分播报

CHN 16 vs 35 GBR

Attendance: 11797

Game Time	CHN - China	Score	Lead	GBR - Great Britain
03:59				15 OROGBEMI A Free Throw missed (1 Out)
03:56	12 GUO Y Defensive Rebound			
03:40	4 CHEN G 2 Pts paint missed (2 Out)			
03:40	11 QU H Offensive Rebound			
03:40				15 OROGBEMI A Personal foul
03:40	11 QU H Foul On			
03:40				15 OROGBEMI A Player OUT ---->>
03:40				9 POLLOCK J Player IN <<----
03:40	11 QU H Free Throw missed (1 Out)			
03:40	11 QU H Free Throw missed (1 Out)			
03:40				Defensive Rebound
03:40				5 BROWN S Player OUT ---->>
03:40				13 FINBOW P Player IN <<----
03:32				13 FINBOW P Offensive foul
03:32				13 FINBOW P Turnover
03:32	6 YANG L Foul On			
03:32	8 DING H Player IN <<----			
03:32	15 CHEN Q Player IN <<----			
03:32	4 CHEN G Player OUT ---->>			
03:32	11 QU H Player OUT ---->>			
03:13	6 YANG L 2-Pts missed (2 out)			
03:12				8 MUNN S Defensive Rebound
03:06	15 CHEN Q Personal foul			
03:06				9 POLLOCK J Foul On
03:06				14 HALL J Player IN <<----
03:06				12 BLAKE A Player IN <<----
03:06				10 JAMA A Player OUT ---->>
03:06				4 BESTWICK J Player OUT ---->>
03:06		12-30	-18	9 POLLOCK J Free Throw made (1 In)
03:06		12-31	-19	9 POLLOCK J Free Throw made (1 In)
02:43	8 DING H 2-Pts missed (2 out)			
02:43				Defensive Rebound
02:43	5 HUANG X Player IN <<----			
02:43	6 YANG L Player OUT ---->>			
02:29				14 HALL J 2 Pts paint missed (2 Out)
02:28	8 DING H Defensive Rebound			
02:15	15 CHEN Q Turnover			
02:15				8 MUNN S Steal
02:08				12 BLAKE A 2 Pts paint missed (2 Out)
02:06	8 DING H Defensive Rebound			
01:43	5 HUANG X 2-Pts paint made (2 In)	14-31	-17	
01:32	12 GUO Y Personal foul			



## PLAY BY PLAY

文字比分播报

CHN 16 vs 35 GBR

Attendance: 11797

Game Time	CHN - China	Score	Lead	GBR - Great Britain
01:32				9 POLLOCK J Foul On
01:32		14-32	-18	9 POLLOCK J Free Throw made (1 In)
01:32		14-33	-19	9 POLLOCK J Free Throw made (1 In)
01:21	8 DING H 2 Pts paint missed (2 Out)			
01:19				8 MUNN S Defensive Rebound
01:12				14 HALL J 2 Pts paint missed (2 Out)
01:10				13 FINBOW P Offensive Rebound
01:07		14-35	-21	8 MUNN S 2-Pts paint made (2 In)
01:05				13 FINBOW P Assist
00:37	14 CHEN H 2-Pts missed (2 out)			
00:35				8 MUNN S Defensive Rebound
00:16				9 POLLOCK J 3-Pts missed (3 Out)
00:15	8 DING H Defensive Rebound			
00:09	12 GUO Y 2-Pts paint made (2 In)	16-35	-19	
00:00	14 CHEN H Assist			





## PLAY BY PLAY

文字比分播报

CHN 34 vs 81 GBR

Attendance: 11797

Scoring by 5 min intervals:		Q1		Q2		Q3		Q4	
CHN		8	10	12	16	20	28	28	34
GBR		12	18	29	35	47	62	72	81

### FIRST QUARTER

#### Quarter Starters:

CHN 6 YANG L	8 DING H	11 QU H	13 LI P	14 CHEN H
GBR 7 BYWATER T	8 MUNN S	9 POLLOCK J	10 JAMA A	13 FINBOW P

Game Time	CHN - China	Score	Lead	GBR - Great Britain
10:00	6 YANG L Player IN <<----			
10:00	8 DING H Player IN <<----			
10:00	11 QU H Player IN <<----			
10:00	13 LI P Player IN <<----			
10:00	14 CHEN H Player IN <<----			
10:00				7 BYWATER T Player IN <<----
10:00				8 MUNN S Player IN <<----
10:00				9 POLLOCK J Player IN <<----
10:00				10 JAMA A Player IN <<----
10:00				13 FINBOW P Player IN <<----
10:00	6 YANG L Tap off lost			8 MUNN S Tap off won
09:46		0-2	-2	9 POLLOCK J 2-Pts made (2 In)
09:31	8 DING H 2-Pts made (2 In)	2-2	0	
09:09				7 BYWATER T 2-Pts missed (2 out)
09:05				8 MUNN S Offensive Rebound
09:05		2-4	-2	8 MUNN S 2-Pts paint made (2 In)
08:47	6 YANG L 2-Pts missed (2 out)			
08:45				7 BYWATER T Defensive Rebound
08:36		2-6	-4	8 MUNN S 2-Pts paint made (2 In)
08:33				9 POLLOCK J Assist
08:17	8 DING H 2-Pts made (2 In)	4-6	-2	
08:02				9 POLLOCK J 3-Pts missed (3 Out)
08:02	Defensive Rebound			
08:02				8 MUNN S Personal foul
08:02	8 DING H Foul On			
07:46	13 LI P 2-Pts missed (2 out)			
07:42	11 QU H Offensive Rebound			
07:42	11 QU H 2 Pts paint missed (2 Out)			
07:40				7 BYWATER T Defensive Rebound
07:29				8 MUNN S 2 Pts paint missed (2 Out)
07:27	8 DING H Defensive Rebound			
07:27				8 MUNN S Personal foul
07:27	6 YANG L Foul On			
07:07	14 CHEN H 2-Pts missed (2 out)			



## PLAY BY PLAY

文字比分播报

CHN 34 vs 81 GBR

Attendance: 11797

Game Time	CHN - China	Score	Lead	GBR - Great Britain
06:59	14 CHEN H Offensive Rebound			
06:59	14 CHEN H 2-Pts paint made (2 In)	6-6	0	
06:54		6-8	-2	9 POLLOCK J 2-Pts made (2 In)
06:38	8 DING H 2-Pts missed (2 out)			
06:37	8 DING H Offensive Rebound			
06:37	8 DING H 2-Pts paint made (2 In)	8-8	0	
06:36				4 BESTWICK J Player IN <<----
06:36				11 BYRNE M Player IN <<----
06:36				8 MUNN S Player OUT ---->>
06:36				13 FINBOW P Player OUT ---->>
06:21				9 POLLOCK J 2-Pts missed (2 out)
06:21				Offensive Rebound
06:15		8-10	-2	7 BYWATER T 2-Pts paint made (2 In)
05:56	6 YANG L 2-Pts missed (2 out)			
05:53	6 YANG L Offensive Rebound			
05:53	6 YANG L 2 Pts paint missed (2 Out)			
05:48				4 BESTWICK J Blocked Shot
05:48				7 BYWATER T Turnover
05:25	6 YANG L 2-Pts missed (2 out)			
05:24				7 BYWATER T Defensive Rebound
05:19	13 LI P Personal foul			
05:19				9 POLLOCK J Foul On
05:10		8-12	-4	9 POLLOCK J 2-Pts made (2 In)
04:59	8 DING H Turnover			
04:46	8 DING H Personal foul			
04:46				4 BESTWICK J Foul On
04:34				7 BYWATER T 3-Pts missed (3 Out)
04:32	8 DING H Defensive Rebound			
04:31				11 BYRNE M Personal foul
04:31	8 DING H Foul On			
04:23	8 DING H 2-Pts missed (2 out)			
04:23				Defensive Rebound
04:13				9 POLLOCK J Turnover
04:00	6 YANG L 2-Pts paint made (2 In)	10-12	-2	
03:58	8 DING H Assist			
03:45		10-14	-4	7 BYWATER T 2-Pts paint made (2 In)
03:44				9 POLLOCK J Assist
03:33	6 YANG L Turnover			
03:33	Time out			
03:33				6 HAYES K Player IN <<----
03:33				10 JAMA A Player OUT ---->>
03:09				6 HAYES K 2 Pts paint missed (2 Out)



## PLAY BY PLAY

文字比分播报

CHN 34 vs 81 GBR

Attendance: 11797

Game Time	CHN - China	Score	Lead	GBR - Great Britain
03:08	6 YANG L Defensive Rebound			
03:00	11 QU H 2 Pts paint missed (2 Out)			
02:58				4 BESTWICK J Defensive Rebound
02:44				11 BYRNE M 2-Pts missed (2 out)
02:41	13 LI P Defensive Rebound			
02:41	11 QU H Personal foul			
02:41				4 BESTWICK J Foul On
02:41	11 QU H Player OUT ---->>			
02:41	12 GUO Y Player IN <<----			
02:41				4 BESTWICK J Player OUT ---->>
02:41				6 HAYES K Player OUT ---->>
02:41				12 BLAKE A Player IN <<----
02:41				14 HALL J Player IN <<----
02:26		10-16	-6	9 POLLOCK J 2-Pts made (2 In)
02:05	14 CHEN H 2-Pts missed (2 out)			
02:03				9 POLLOCK J Defensive Rebound
01:53				7 BYWATER T 2-Pts missed (2 out)
01:53	Defensive Rebound			
01:39	14 CHEN H 2-Pts missed (2 out)			
01:37				7 BYWATER T Defensive Rebound
01:19		10-18	-8	14 HALL J 2-Pts made (2 In)
00:53	8 DING H 2 Pts paint missed (2 Out)			
00:51				7 BYWATER T Defensive Rebound
00:41				9 POLLOCK J 2-Pts missed (2 out)
00:40	6 YANG L Defensive Rebound			
00:26	8 DING H 2 Pts paint missed (2 Out)			
00:25				7 BYWATER T Defensive Rebound
00:06				7 BYWATER T 2-Pts missed (2 out)
00:04	8 DING H Defensive Rebound			
00:01	12 GUO Y 2-Pts missed (2 out)			
00:00				7 BYWATER T Blocked Shot

## SECOND QUARTER

### Quarter Starters:

CHN 6 YANG L      8 DING H      12 GUO Y      13 LI P      14 CHEN H  
GBR 8 MUNN S      9 POLLOCK J      13 FINBOW P      7 BYWATER T      10 JAMA A

Game Time	CHN - China	Score	Lead	GBR - Great Britain
10:00				8 MUNN S Player IN <<----
10:00				9 POLLOCK J Player IN <<----
10:00				13 FINBOW P Player IN <<----
10:00				7 BYWATER T Player IN <<----
10:00				10 JAMA A Player IN <<----



## PLAY BY PLAY

文字比分播报

CHN 34 vs 81 GBR

Attendance: 11797

Game Time	CHN - China	Score	Lead	GBR - Great Britain
10:00	6 YANG L Player IN <<----			
10:00	8 DING H Player IN <<----			
10:00	12 GUO Y Player IN <<----			
10:00	13 LI P Player IN <<----			
10:00	14 CHEN H Player IN <<----			
10:00	Tap off situation, throw-in			
09:48	13 LI P Turnover			
09:28				9 POLLOCK J Turnover
09:16	8 DING H Turnover			
09:16				9 POLLOCK J Steal
09:01				8 MUNN S 2 Pts paint missed (2 Out)
08:59				13 FINBOW P Offensive Rebound
08:59				13 FINBOW P 2 Pts paint missed (2 Out)
08:57				13 FINBOW P Offensive Rebound
08:50				10 JAMA A Turnover
08:50	8 DING H Steal			
08:49	14 CHEN H Offensive foul			
08:49				10 JAMA A Foul On
08:44				9 POLLOCK J 3-Pts missed (3 Out)
08:44	Defensive Rebound			
08:29	6 YANG L 2-Pts made (2 In)	12-18	-6	
08:10		12-20	-8	13 FINBOW P 2-Pts paint made (2 In)
08:09				9 POLLOCK J Assist
08:03	8 DING H Offensive foul			
08:03	8 DING H Turnover			
08:03				7 BYWATER T Foul On
08:03				9 POLLOCK J Player OUT ---->>
08:03				10 JAMA A Player OUT ---->>
08:03				6 HAYES K Player IN <<----
08:03				15 OROGBEMI A Player IN <<----
07:58	8 DING H Personal foul			
07:58				15 OROGBEMI A Foul On
07:51				6 HAYES K 2 Pts paint missed (2 Out)
07:51				8 MUNN S Offensive Rebound
07:51				8 MUNN S 2 Pts paint missed (2 Out)
07:51				Offensive Rebound
07:51	4 CHEN G Player IN <<----			
07:51	8 DING H Player OUT ---->>			
07:44		12-22	-10	15 OROGBEMI A 2-Pts paint made (2 In)
07:42				8 MUNN S Assist
07:30	13 LI P Turnover			
07:30				15 OROGBEMI A Steal



## PLAY BY PLAY

文字比分播报

CHN 34 vs 81 GBR

Attendance: 11797

Game Time	CHN - China	Score	Lead	GBR - Great Britain
07:27				15 OROGBEMI A Fast Break
07:27		12-24	-12	15 OROGBEMI A 2-Pts paint made (2 In)
07:27	Time out			
07:01	6 YANG L Turnover			
06:41				8 MUNN S 2 Pts paint missed (2 Out)
06:36				8 MUNN S Offensive Rebound
06:36		12-26	-14	8 MUNN S 2-Pts paint made (2 In)
06:18				15 OROGBEMI A Steal
06:18	14 CHEN H Turnover			
06:15	9 XU H Player IN <<----			
06:15	13 LI P Player OUT ---->>			
06:15				4 BESTWICK J Player IN <<----
06:15				5 BROWN S Player IN <<----
06:15				7 BYWATER T Player OUT ---->>
06:15				13 FINBOW P Player OUT ---->>
06:09				6 HAYES K Turnover
05:54	9 XU H Turnover			
05:54				15 OROGBEMI A Steal
05:38				8 MUNN S 2-Pts missed (2 out)
05:38				4 BESTWICK J Offensive Rebound
05:38				4 BESTWICK J 2 Pts paint missed (2 Out)
05:38				Offensive Rebound
05:26				6 HAYES K 2-Pts missed (2 out)
05:25	6 YANG L Defensive Rebound			
05:21	9 XU H Turnover			
05:05		12-28	-16	8 MUNN S 2-Pts paint made (2 In)
05:05	9 XU H Personal foul			
05:05				15 OROGBEMI A Assist
05:05				8 MUNN S Foul On
05:05	9 XU H Player OUT ---->>			
05:05	11 QU H Player IN <<----			
05:05		12-29	-17	8 MUNN S Free Throw made (1 In)
04:40	12 GUO Y Turnover			
04:20				15 OROGBEMI A 2 Pts paint missed (2 Out)
04:18	4 CHEN G Defensive Rebound			
04:02	11 QU H Turnover			
04:02				8 MUNN S Steal
03:59	14 CHEN H Personal foul			
03:59				15 OROGBEMI A Foul On
03:59				10 JAMA A Player IN <<----
03:59				6 HAYES K Player OUT ---->>
03:59				15 OROGBEMI A Free Throw missed (1 Out)



## PLAY BY PLAY

文字比分播报

CHN 34 vs 81 GBR

Attendance: 11797

Game Time	CHN - China	Score	Lead	GBR - Great Britain
03:59				15 OROGBEMI A Free Throw missed (1 Out)
03:56	12 GUO Y Defensive Rebound			
03:40	4 CHEN G 2 Pts paint missed (2 Out)			
03:40	11 QU H Offensive Rebound			
03:40				15 OROGBEMI A Personal foul
03:40	11 QU H Foul On			
03:40				15 OROGBEMI A Player OUT ---->>
03:40				9 POLLOCK J Player IN <<----
03:40	11 QU H Free Throw missed (1 Out)			
03:40	11 QU H Free Throw missed (1 Out)			
03:40				Defensive Rebound
03:40				5 BROWN S Player OUT ---->>
03:40				13 FINBOW P Player IN <<----
03:32				13 FINBOW P Offensive foul
03:32				13 FINBOW P Turnover
03:32	6 YANG L Foul On			
03:32	8 DING H Player IN <<----			
03:32	15 CHEN Q Player IN <<----			
03:32	4 CHEN G Player OUT ---->>			
03:32	11 QU H Player OUT ---->>			
03:13	6 YANG L 2-Pts missed (2 out)			
03:12				8 MUNN S Defensive Rebound
03:06	15 CHEN Q Personal foul			
03:06				9 POLLOCK J Foul On
03:06				14 HALL J Player IN <<----
03:06				12 BLAKE A Player IN <<----
03:06				10 JAMA A Player OUT ---->>
03:06				4 BESTWICK J Player OUT ---->>
03:06		12-30	-18	9 POLLOCK J Free Throw made (1 In)
03:06		12-31	-19	9 POLLOCK J Free Throw made (1 In)
02:43	8 DING H 2-Pts missed (2 out)			
02:43				Defensive Rebound
02:43	5 HUANG X Player IN <<----			
02:43	6 YANG L Player OUT ---->>			
02:29				14 HALL J 2 Pts paint missed (2 Out)
02:28	8 DING H Defensive Rebound			
02:15	15 CHEN Q Turnover			
02:15				8 MUNN S Steal
02:08				12 BLAKE A 2 Pts paint missed (2 Out)
02:06	8 DING H Defensive Rebound			
01:43	5 HUANG X 2-Pts paint made (2 In)	14-31	-17	
01:32	12 GUO Y Personal foul			



## PLAY BY PLAY

文字比分播报

CHN 34 vs 81 GBR

Attendance: 11797

Game Time	CHN - China	Score	Lead	GBR - Great Britain
01:32				9 POLLOCK J Foul On
01:32		14-32	-18	9 POLLOCK J Free Throw made (1 In)
01:32		14-33	-19	9 POLLOCK J Free Throw made (1 In)
01:21	8 DING H 2 Pts paint missed (2 Out)			
01:19				8 MUNN S Defensive Rebound
01:12				14 HALL J 2 Pts paint missed (2 Out)
01:10				13 FINBOW P Offensive Rebound
01:07		14-35	-21	8 MUNN S 2-Pts paint made (2 In)
01:05				13 FINBOW P Assist
00:37	14 CHEN H 2-Pts missed (2 out)			
00:35				8 MUNN S Defensive Rebound
00:16				9 POLLOCK J 3-Pts missed (3 Out)
00:15	8 DING H Defensive Rebound			
00:09	12 GUO Y 2-Pts paint made (2 In)	16-35	-19	
00:00	14 CHEN H Assist			

## THIRD QUARTER

### Quarter Starters:

CHN 12 GUO Y                      14 CHEN H                      15 CHEN Q                      8 DING H                      5 HUANG X  
GBR 7 BYWATER T                      8 MUNN S                      10 JAMA A                      13 FINBOW P                      9 POLLOCK J

Game Time	CHN - China	Score	Lead	GBR - Great Britain
10:00				7 BYWATER T Player IN <<----
10:00				8 MUNN S Player IN <<----
10:00				9 POLLOCK J Player IN <<----
10:00				10 JAMA A Player IN <<----
10:00				13 FINBOW P Player IN <<----
10:00	12 GUO Y Player IN <<----			
10:00	14 CHEN H Player IN <<----			
10:00	15 CHEN Q Player IN <<----			
10:00	8 DING H Player IN <<----			
10:00	5 HUANG X Player IN <<----			
09:54	Tap off situation, throw-in			
09:45	8 DING H 2-Pts missed (2 out)			
09:43	12 GUO Y Offensive Rebound			
09:35	5 HUANG X 2 Pts paint missed (2 Out)			
09:33				8 MUNN S Defensive Rebound
09:26	15 CHEN Q Personal foul			
09:26				7 BYWATER T Foul On
09:14		16-37	-21	8 MUNN S 2-Pts paint made (2 In)
08:55	8 DING H 2-Pts missed (2 out)			
08:55				8 MUNN S Defensive Rebound
08:55	12 GUO Y Personal foul			



## PLAY BY PLAY

文字比分播报

CHN 34 vs 81 GBR

Attendance: 11797

Game Time	CHN - China	Score	Lead	GBR - Great Britain
08:55				8 MUNN S Foul On
08:27		16-39	-23	8 MUNN S 2-Pts made (2 In)
08:14	14 CHEN H 2-Pts paint made (2 In)	18-39	-21	
07:52				9 POLLOCK J 2 Pts paint missed (2 Out)
07:51	5 HUANG X Defensive Rebound			
07:38	8 DING H 2 Pts paint missed (2 Out)			
07:36				10 JAMA A Defensive Rebound
07:21				13 FINBOW P 2-Pts missed (2 out)
07:18				8 MUNN S Offensive Rebound
07:18		18-41	-23	8 MUNN S 2-Pts paint made (2 In)
07:00	12 GUO Y 2-Pts missed (2 out)			
06:58				8 MUNN S Defensive Rebound
06:42		18-43	-25	7 BYWATER T 2-Pts paint made (2 In)
06:35				13 FINBOW P Assist
06:23	8 DING H 2-Pts missed (2 out)			
06:21				7 BYWATER T Defensive Rebound
06:14				9 POLLOCK J Fast Break
06:11		18-45	-27	9 POLLOCK J 2-Pts paint made (2 In)
06:09				7 BYWATER T Assist
06:03				13 FINBOW P Personal foul
06:03	14 CHEN H Foul On			
06:03				Time out
06:03	4 CHEN G Player IN <<----			
06:03	8 DING H Player OUT ---->>			
05:51	12 GUO Y 2-Pts made (2 In)	20-45	-25	
05:30		20-47	-27	7 BYWATER T 2-Pts made (2 In)
05:09	14 CHEN H 2 Pts paint missed (2 Out)			
05:07				8 MUNN S Defensive Rebound
04:55		20-49	-29	8 MUNN S 2-Pts paint made (2 In)
04:35	5 HUANG X 2-Pts missed (2 out)			
04:35				Defensive Rebound
04:35				7 BYWATER T Player OUT ---->>
04:35				8 MUNN S Player OUT ---->>
04:35				9 POLLOCK J Player OUT ---->>
04:35				10 JAMA A Player OUT ---->>
04:35				13 FINBOW P Player OUT ---->>
04:35				4 BESTWICK J Player IN <<----
04:35				11 BYRNE M Player IN <<----
04:35				12 BLAKE A Player IN <<----
04:35				14 HALL J Player IN <<----
04:35				15 OROGBEMI A Player IN <<----
04:21		20-51	-31	11 BYRNE M 2-Pts made (2 In)





## PLAY BY PLAY

文字比分播报

CHN 34 vs 81 GBR

Attendance: 11797

Game Time	CHN - China	Score	Lead	GBR - Great Britain
04:01	5 HUANG X 2-Pts paint made (2 In)	22-51	-29	
03:59	12 GUO Y Assist			
03:41		22-53	-31	14 HALL J 2-Pts made (2 In)
03:34				15 OROGBEMI A Personal foul
03:34	5 HUANG X Foul On			
03:34	6 YANG L Player IN <<----			
03:34	4 CHEN G Player OUT ---->>			
03:25	6 YANG L 2 Pts paint missed (2 Out)			
03:25	5 HUANG X Offensive Rebound			
03:25				15 OROGBEMI A Personal foul
03:25	5 HUANG X Foul On			
03:16	6 YANG L 2-Pts made (2 In)	24-53	-29	
02:55				14 HALL J 2-Pts missed (2 out)
02:52	5 HUANG X Defensive Rebound			
02:42	15 CHEN Q 2-Pts missed (2 out)			
02:40	5 HUANG X Offensive Rebound			
02:35				4 BESTWICK J Personal foul
02:35	5 HUANG X Foul On			
02:26	6 YANG L 2-Pts missed (2 out)			
02:12				12 BLAKE A Defensive Rebound
02:06				14 HALL J 2-Pts missed (2 out)
02:05	12 GUO Y Defensive Rebound			
01:55	5 HUANG X 2-Pts missed (2 out)			
01:55				Defensive Rebound
01:37		24-55	-31	4 BESTWICK J 2-Pts paint made (2 In)
01:22				11 BYRNE M Personal foul
01:22	6 YANG L Foul On			
01:22	6 YANG L Free Throw made (1 In)	25-55	-30	
01:22	6 YANG L Free Throw made (1 In)	26-55	-29	
01:03		26-57	-31	14 HALL J 2-Pts made (2 In)
00:49	6 YANG L 2-Pts paint made (2 In)	28-57	-29	
00:34				14 HALL J 2-Pts missed (2 out)
00:30				15 OROGBEMI A Offensive Rebound
00:26		28-59	-31	14 HALL J 2-Pts paint made (2 In)
00:24				15 OROGBEMI A Assist
00:05	5 HUANG X 2-Pts missed (2 out)			
00:02				14 HALL J Defensive Rebound
00:00		28-62	-34	14 HALL J 3-Pts made (3 In)

### FOURTH QUARTER

#### Quarter Starters:

CHN

GBR



## PLAY BY PLAY

文字比分播报

CHN 34 vs 81 GBR

Attendance: 11797

Game Time	CHN - China	Score	Lead	GBR - Great Britain
10:00				4 BESTWICK J Player IN <<----
10:00				11 BYRNE M Player IN <<----
10:00	5 HUANG X Player IN <<----			
10:00	6 YANG L Player IN <<----			
10:00	12 GUO Y Player IN <<----			
10:00	13 LI P Player IN <<----			
10:00	14 CHEN H Player IN <<----			
10:00				12 BLAKE A Player IN <<----
10:00				14 HALL J Player IN <<----
10:00				15 OROGBEMI A Player IN <<----
00:00	Tap off situation, throw-in			
09:46	6 YANG L 2 Pts paint missed (2 Out)			
09:46				Defensive Rebound
09:46	6 YANG L Personal foul			
09:46				4 BESTWICK J Foul On
09:30				4 BESTWICK J 2-Pts missed (2 out)
09:28	6 YANG L Defensive Rebound			
09:16	13 LI P 2-Pts missed (2 out)			
09:14				14 HALL J Defensive Rebound
08:59				14 HALL J Turnover
08:59	5 HUANG X Steal			
08:46	14 CHEN H 2-Pts missed (2 out)			
08:40				4 BESTWICK J Defensive Rebound
08:30		28-64	-36	4 BESTWICK J 2-Pts paint made (2 In)
08:28				14 HALL J Assist
08:07	13 LI P 2-Pts missed (2 out)			
08:04				12 BLAKE A Defensive Rebound
07:57				15 OROGBEMI A Foul On
07:57	13 LI P Personal foul			
07:57				Time out
07:57				6 HAYES K Player IN <<----
07:57				11 BYRNE M Player OUT ---->>
07:57	13 LI P Player OUT ---->>			
07:57	15 CHEN Q Player IN <<----			
07:57				15 OROGBEMI A Free Throw missed (1 Out)
07:57				15 OROGBEMI A Free Throw missed (1 Out)
07:55	5 HUANG X Defensive Rebound			
07:38	15 CHEN Q Turnover			
07:38				14 HALL J Steal
07:38	12 GUO Y Unsportmanlike foul			
07:38				15 OROGBEMI A Foul On
07:38				15 OROGBEMI A Free Throw missed (1 Out)



## PLAY BY PLAY

文字比分播报

CHN 34 vs 81 GBR

Attendance: 11797

Game Time	CHN - China	Score	Lead	GBR - Great Britain
07:38		28-65	-37	15 OROGBEMI A Free Throw made (1 In)
07:38				15 OROGBEMI A Player OUT ---->>
07:38				5 BROWN S Player IN <<----
07:38	9 XU H Player IN <<----			
07:38	12 GUO Y Player OUT ---->>			
07:31		28-68	-40	14 HALL J 3-Pts made (3 In)
07:07	9 XU H 2-Pts missed (2 out)			
07:07				12 BLAKE A Defensive Rebound
07:07	Time out			
06:43				14 HALL J 3-Pts missed (3 Out)
06:43	6 YANG L Defensive Rebound			
06:28	14 CHEN H 2-Pts missed (2 out)			
06:26	9 XU H Offensive Rebound			
06:20	6 YANG L 3-Pts missed (3 Out)			
06:19				Defensive Rebound
06:11	15 CHEN Q Personal foul			
06:11				14 HALL J Foul On
06:11		28-69	-41	14 HALL J Free Throw made (1 In)
06:11				14 HALL J Free Throw missed (1 Out)
05:59				14 HALL J Offensive Rebound
05:57		28-71	-43	14 HALL J 2-Pts made (2 In)
05:57	6 YANG L Offensive foul			
05:57	6 YANG L Turnover			
05:57				12 BLAKE A Foul On
05:57	8 DING H Player IN <<----			
05:57	5 HUANG X Player OUT ---->>			
05:57				15 OROGBEMI A Player IN <<----
05:57				14 HALL J Player OUT ---->>
05:46				15 OROGBEMI A 2-Pts missed (2 out)
05:43	6 YANG L Defensive Rebound			
05:25	6 YANG L 2 Pts paint missed (2 Out)			
05:23				12 BLAKE A Defensive Rebound
05:10	9 XU H Personal foul			
05:10				15 OROGBEMI A Foul On
05:10				15 OROGBEMI A Free Throw missed (1 Out)
05:10		28-72	-44	15 OROGBEMI A Free Throw made (1 In)
04:51	9 XU H 2 Pts paint missed (2 Out)			
04:51				Defensive Rebound
04:35		28-74	-46	4 BESTWICK J 2-Pts paint made (2 In)
04:32				15 OROGBEMI A Assist
04:15	6 YANG L 2 Pts paint missed (2 Out)			
04:14	6 YANG L Offensive Rebound			



## PLAY BY PLAY

文字比分播报

CHN 34 vs 81 GBR

Attendance: 11797

Game Time	CHN - China	Score	Lead	GBR - Great Britain
04:14	6 YANG L 2 Pts paint missed (2 Out)			
04:14	Offensive Rebound			
03:55	15 CHEN Q 2-Pts made (2 In)	30-74	-44	
03:31				4 BESTWICK J 2-Pts missed (2 out)
03:29	8 DING H Defensive Rebound			
03:22	9 XU H 2 Pts paint missed (2 Out)			
03:11	8 DING H Personal foul			
03:11				4 BESTWICK J Foul On
03:11				11 BYRNE M Player IN <<----
03:11				6 HAYES K Player OUT ---->>
03:11	12 GUO Y Player IN <<----			
03:11	9 XU H Player OUT ---->>			
03:11		30-75	-45	4 BESTWICK J Free Throw made (1 In)
03:05				4 BESTWICK J Free Throw missed (1 Out)
03:03				4 BESTWICK J Offensive Rebound
02:59		30-77	-47	4 BESTWICK J 2-Pts paint made (2 In)
02:59	14 CHEN H Personal foul			
02:59				4 BESTWICK J Foul On
02:59				4 BESTWICK J Free Throw missed (1 Out)
02:56	Defensive Rebound			
02:34	15 CHEN Q 2-Pts missed (2 out)			
02:34				Defensive Rebound
02:14				4 BESTWICK J 2-Pts missed (2 out)
02:12	8 DING H Defensive Rebound			
01:58	12 GUO Y 2-Pts paint made (2 In)	32-77	-45	
01:56	15 CHEN Q Assist			
01:37				4 BESTWICK J 2-Pts missed (2 out)
01:35	8 DING H Defensive Rebound			
01:15	6 YANG L 2-Pts made (2 In)	34-77	-43	
00:48		34-79	-45	11 BYRNE M 2-Pts made (2 In)
00:45				15 OROGBEMI A Assist
00:28	15 CHEN Q Turnover			
00:28				4 BESTWICK J Steal
00:23		34-81	-47	12 BLAKE A 2-Pts paint made (2 In)
00:23				4 BESTWICK J Assist
00:09	8 DING H 3-Pts missed (3 Out)			
00:07				4 BESTWICK J Defensive Rebound
00:00				15 OROGBEMI A 3-Pts missed (3 Out)
00:00	14 CHEN H Defensive Rebound			



## RESULTS

比赛成绩

### CHN 16 vs 35 GBR

Attendance: 11797

Referee: BURFORD Jonathon Blake (USA)

Commissioner: LOVE Greg (AUS)

Umpires: QUINTANA Matias (ARG); VILJANEN Seppo Olavi (CZE)

Classifier:

		Q1		Q2	
Scoring by 5 min intervals:	CHN	8	10	12	16
	GBR	12	18	29	35

#### CHN - CHINA

No.	Name	Sport Class	MIN	Field Goals		2 Points		3 Points		Free Throws		Rebounds			AS	TO	ST	BS	PF	FO	PTS	
				M/A	%	M/A	%	M/A	%	M/A	%	OR	DR	TOT								
*6	YANG Lei	3.5	17:17	2/7	29	2/7	29					1	3	4		2				2	4	
*8	DING Hai	4.5	15:41	3/9	33	3/9	33					1	6	7	1	3	1		3	2	6	
*11	QU Huanjian	2.0	08:52	0/2	0	0/2	0			0/2	0	2		2		1			1	1	0	
*13	LI Pengcheng	2.0	13:45	0/1	0	0/1	0						1	1	1	2				1	0	
*14	CHEN Haijiang	2.0	20:00	1/5	20	1/5	20					1		1	1	1			2	2	2	
4	CHEN Guojun	4.0	04:19	0/1	0	0/1	0						1	1							0	
5	HUANG Xunan	4.0	02:43	1/1	100	1/1	100														2	
7	ZHANG Lei	4.5	00:00																		0	
9	XU Hang	2.5	01:10													2				1	0	
10	LIN Yinhai	3.5	00:00																		0	
12	GUO Yandong	2.0	12:41	1/2	50	1/2	50						1	1		1			1	2	2	
15	CHEN Qi (C)	1.5	03:32													1				1	0	
Team/Coach																						
<b>Totals</b>				8/28	29	8/28	29				0/2	0	5	15	20	2	13	1		10	5	16
<b>Coach</b>		XU Yuansheng																				
<b>Assistant Coach</b>		ZHAI Yongjun																				

#### GBR - GREAT BRITAIN

No.	Name	Sport Class	MIN	Field Goals		2 Points		3 Points		Free Throws		Rebounds			AS	TO	ST	BS	PF	FO	PTS
				M/A	%	M/A	%	M/A	%	M/A	%	OR	DR	TOT							
*7	BYWATER Terence	4.5	13:45	2/6	33	2/5	40	0/1	0				6	6		1		1		1	4
*8	MUNN Simon	4.0	13:24	5/10	50	5/10	50			1/1	100	3	3	6	1	2		2	1	11	
*9	POLLOCK Jon (C)	2.5	15:37	4/9	44	4/6	67	0/3	0	4/4	100		1	1	3	2	1		3	12	
*10	JAMA Abdullah	1.0	09:17													1				1	0
*13	FINBOW Peter	2.0	10:49	1/2	50	1/2	50					3		3	1	1			1	2	
4	BESTWICK Joseph	4.5	07:04	0/1	0	0/1	0					1	1	2				1		2	0
5	BROWN Simon	2.0	02:35																		0
6	HAYES Kevin	1.0	04:56	0/3	0	0/3	0									1					0
11	BYRNE Matthew	1.5	06:36	0/1	0	0/1	0												1		0
12	BLAKE Andrew	2.5	05:47	0/1	0	0/1	0														0
14	HALL Jonathan	3.0	05:47	1/3	33	1/3	33														2
15	OROGBEMI Ade	2.5	04:23	2/3	67	2/3	67			0/2	0				1		3		1	2	4
Team/Coach																					
<b>Totals</b>				15/39	38	15/35	43	0/4	0	5/7	71	10	14	24	6	6	6	2	5	10	35
<b>Coach</b>		TRESEDER Bernard Murray																			
<b>Assistant Coach</b>		BHANIA Haj Singh									THOMAS Sinclair Richford										

	CHN	GBR
Points from Turnovers	2	6
Points in the Paint	10	20
Second Chance Points	4	8
Fast Break Points	0	2

	CHN	GBR
Biggest Lead	0	21
Biggest Scoring Run	4-0(6-6)	13-0(12-31)
Lead Changes	0	
Times Tied	3	

#### Legend:

%	Shooting Percentage	(C)	Captain	*	Starters	AS	Assists
BS	Blocked Shots	DR	Defensive Rebounds	FO	Fouls On	M/A	Made/Attempts
MIN	Minutes Played	OR	Offensive Rebounds	PF	Fouls	PTS	Points
Qx	Quarter Time	ST	Steals	TO	Turnovers	TOT	Total Rebounds



## RESULTS

比赛成绩

### CHN 34 vs 81 GBR

Attendance: 11797

Referee: BURFORD Jonathon Blake (USA)

Commissioner: LOVE Greg (AUS)

Umpires: QUINTANA Matias (ARG); VILJANEN Seppo Olavi (CZE)

Classifier:

Scoring by 5 min intervals:	CHN	Q1		Q2		Q3		Q4	
		8	10	12	16	20	28	28	34
	GBR	12	18	29	35	47	62	72	81

#### CHN - CHINA

No.	Name	Sport Class	MIN	Field Goals		2 Points		3 Points		Free Throws		Rebounds			AS	TO	ST	BS	PF	FO	PTS	
				M/A	%	M/A	%	M/A	%	M/A	%	OR	DR	TOT								
*6	YANG Lei	3.5	30:51	5/17	29	5/16	31	0/1	0	2/2	100	2	6	8		3			2	3	12	
*8	DING Hai	4.5	25:35	3/14	21	3/13	23	0/1	0			1	9	10	1	3	1		4	2	6	
*11	QU Huanjian	2.0	08:52	0/2	0	0/2	0			0/2	0	2		2		1			1	1	0	
*13	LI Pengcheng	2.0	15:48	0/3	0	0/3	0						1	1		2			2	0	0	
*14	CHEN Haijiang	2.0	40:00	2/9	22	2/9	22					1	1	2	1	1			3	1	4	
4	CHEN Guojun	4.0	06:48	0/1	0	0/1	0						1	1							0	
5	HUANG Xunan	4.0	16:46	2/6	33	2/6	33					2	3	5			1			3	4	
7	ZHANG Lei	4.5	00:00																		0	
9	XU Hang	2.5	05:37	0/3	0	0/3	0					1		1		2			2	0	0	
10	LIN Yinhai	3.5	00:00																		0	
12	GUO Yandong	2.0	28:14	3/5	60	3/5	60					1	2	3	1	1			3	6	6	
15	CHEN Qi (C)	1.5	21:29	1/3	33	1/3	33								1	3			3	2	2	
Team/Coach																						
<b>Totals</b>				16/63	25	16/61	26	0/2	0	2/4	50	11	27	38	4	16	2			20	10	34
<b>Coach</b>		XU Yuansheng																				
<b>Assistant Coach</b>		ZHAI Yongjun																				

#### GBR - GREAT BRITAIN

No.	Name	Sport Class	MIN	Field Goals		2 Points		3 Points		Free Throws		Rebounds			AS	TO	ST	BS	PF	FO	PTS
				M/A	%	M/A	%	M/A	%	M/A	%	OR	DR	TOT							
*7	BYWATER Terence	4.5	19:10	4/8	50	4/7	57	0/1	0				7	7	1	1		1		2	8
*8	MUNN Simon	4.0	18:49	9/14	64	9/14	64			1/1	100	4	7	11	1		2		2	2	19
*9	POLLOCK Jon (C)	2.5	21:02	5/11	45	5/8	63	0/3	0	4/4	100		1	1	3	2	1			3	14
*10	JAMA Abdillah	1.0	14:42										1	1		1				1	0
*13	FINBOW Peter	2.0	16:14	1/3	33	1/3	33					3		3	2	1			2	2	2
4	BESTWICK Joseph	4.5	21:39	4/9	44	4/9	44			1/3	33	2	3	5	1		1	1	1	5	9
5	BROWN Simon	2.0	10:13																		0
6	HAYES Kevin	1.0	09:42	0/3	0	0/3	0									1					0
11	BYRNE Matthew	1.5	16:25	2/3	67	2/3	67												2	4	4
12	BLAKE Andrew	2.5	20:22	1/2	50	1/2	50						4	4						1	2
14	HALL Jonathan	3.0	14:25	7/13	54	5/10	50	2/3	67	1/2	50	1	2	3	1	1	1			1	17
15	OROGBEMI Ade	2.5	17:17	2/5	40	2/4	50	0/1	0	2/8	25	1		1	4		3		3	5	6
Team/Coach																					
<b>Totals</b>				35/71	49	33/63	52	2/8	25	9/18	50	14	34	48	13	7	8	2	10	20	81
<b>Coach</b>		TRESEDER Bernard Murray																			
<b>Assistant Coach</b>		BHANIA Haj Singh										THOMAS Sinclair Richford									

	CHN	GBR
Points from Turnovers	2	8
Points in the Paint	18	42
Second Chance Points	10	16
Fast Break Points	0	4

	CHN	GBR
Biggest Lead	0	47
Biggest Scoring Run	4-0(6-6)	17-0(28-74)
Lead Changes	0	
Times Tied	3	

#### Legend:

%	Shooting Percentage	(C)	Captain	*	Starters	AS	Assists
BS	Blocked Shots	DR	Defensive Rebounds	FO	Fouls On	M/A	Made/Attempts
MIN	Minutes Played	OR	Offensive Rebounds	OTx	Overtime	PF	Fouls
PTS	Points	Qx	Quarter Time	ST	Steals	TO	Turnovers
TOT	Total Rebounds						



## START LIST

首发名单

### BRA - USA

**Referee:** GOMEZ RUF Antonia (ESP)  
**Umpires:** OTTO Jorg-Ulrich (GER); SAUNDERS Charles David (RSA)

**Commissioner:** REHLING Detlef Klaus (GER)  
**Classifier:** LACHANCE Anne (CAN)

#### BRA - Brazil

No.	Name	Pos	Age	Sport Class	Current Games Statistics						
					PPG	FG%	3FG%	FT%	RPG	APG	MPG (GP)
4	SILVA Jose Ricardo (C)	G	32	1.5	0.0				1.0		13:13 (1)
5	ROCA Heriberto	G	28	1.0	4.0	50			2.0		22:48 (1)
6	SILVA Erick	C	29	3.5	25.0	82	33	55	6.0	3.0	35:25 (1)
7	SILVA Jose Marcos	C	38	4.0	0.0						00:24 (1)
8	NUNES Irio	G	28	4.5	27.0	55	20	50	5.0	4.0	34:54 (1)
9	PESSOA Nilton	G	32	2.0	2.0	50					35:23 (1)
10	SILVA SANDOVAL F	C	33	3.0	5.0	40		25	7.0	2.0	26:47 (1)
11	SILVA JUNIOR Gelson	F	28	3.5	0.0						00:00 (0)
12	LIMA Everaldo	G	35	2.5	6.0	40		100	2.0		17:21 (1)
13	MIRANDO Leandro	C	26	4.5	2.0	50			2.0		05:06 (1)
14	ALEXANDRE Sergio	F	26	2.0	1.0	0		25	1.0		08:45 (1)
15	SILVA Douglas	C	30	3.0	0.0						00:00 (0)
Team			30.4		72.0	56	25	48	26.0	9.0	
<b>Coach</b>		SILVA Itamar Luiz									
<b>Assistant Coach</b>		SILVA SANTOS Sileno									

BRA Played		
PR	AUS	72-73
PR	ISR	09 SEP
PR	GBR	10 SEP
PR	CHN	11 SEP

#### USA - United States of America

No.	Name	Pos	Age	Sport Class	Current Games Statistics						
					PPG	FG%	3FG%	FT%	RPG	APG	MPG (GP)
4	BARBER Eric	G	37	1.0	0.0	0			1.0		22:30 (1)
5	PAYE Mikey (C)	G	25	3.0	8.0	43	0	100	8.0	5.0	28:08 (1)
6	LESPERANCE Matt	G	21	1.0	0.0	0					17:30 (1)
7	MAZZI Jaime	G	27	2.0	1.0	0	0	50	1.0	1.0	10:15 (1)
8	COUNTS Jacob	F	28	3.5	2.0	33		0	1.0		08:47 (1)
9	SCOTT Matt	F	23	4.0	5.0	50	100	0	4.0		11:57 (1)
10	GLASBRENNER Jeff	C	35	4.5	12.0	57		44	6.0	1.0	13:19 (1)
11	SERIO Steve	F	21	3.5	13.0	86		100	4.0	1.0	17:08 (1)
12	NELMS Jay	G	27	2.5	4.0	40			1.0		07:04 (1)
13	LADE Jeremy	G	27	2.5	8.0	50		67	5.0	3.0	22:59 (1)
14	SCHULTE Paul	G	29	3.0	9.0	50	50		4.0		19:31 (1)
15	CHAMBERS Joe	C	26	4.0	14.0	78			12.0	1.0	20:52 (1)
Team			27.2		76.0	48	29	50	41.0	18.0	
<b>Coach</b>		WILSON Steve									
<b>Assistant Coach</b>		CHYNOWETH Tracy					JACKSON Paul				

USA Played		
PR	ISR	76-53
PR	GBR	09 SEP
PR	CHN	10 SEP
PR	AUS	11 SEP

**Legend:**

3FG%	3 Field Goals %	APG	Assists per Game	C	Centre	F	Forward
FG%	Field Goals %	FT%	Free Throws %	G	Guard	GP	Games Played
MPG	Minutes Played per Game	Pos	Playing Position	PPG	Points per Game	PR	Preliminary Round
RPG	Rebounds per Game						



## PLAY BY PLAY

文字比分播报

**BRA 23 vs 39 USA**

**Attendance: 1024**

Scoring by 5 min intervals:

	Q1		Q2	
BRA	7	11	14	23
USA	13	28	30	39

### FIRST QUARTER

#### Quarter Starters:

**BRA** 5 ROCA H                      6 SILVA E                      8 NUNES I                      9 PESSOA N                      10 SILVA SANDOVAL F  
**USA** 6 LESPERANCE M              11 SERIO S                      13 LADE J                      14 SCHULTE P                      15 CHAMBERS J

Game Time	BRA - Brazil	Score	Lead	USA - United States
10:00	5 ROCA H Player IN <<----			
10:00	6 SILVA E Player IN <<----			
10:00	8 NUNES I Player IN <<-----			
10:00	9 PESSOA N Player IN <<-----			
10:00	10 SILVA SANDOVAL F Player IN <<-----			
10:00				6 LESPERANCE M Player IN <<-----
10:00				11 SERIO S Player IN <<-----
10:00				13 LADE J Player IN <<-----
10:00				14 SCHULTE P Player IN <<-----
10:00				15 CHAMBERS J Player IN <<-----
10:00	8 NUNES I Tap off won			15 CHAMBERS J Tap off lost
09:45	8 NUNES I 2-Pts missed (2 out)			
09:42				13 LADE J Defensive Rebound
09:30				13 LADE J Turnover
09:06	8 NUNES I 2-Pts missed (2 out)			
09:01				11 SERIO S Defensive Rebound
08:56	10 SILVA SANDOVAL F Personal foul			
08:56				15 CHAMBERS J Foul On
08:56		0-1	-1	15 CHAMBERS J Free Throw made (1 In)
08:56				15 CHAMBERS J Free Throw missed (1 Out)
08:54	10 SILVA SANDOVAL F Defensive Rebound			
08:32				15 CHAMBERS J Personal foul
08:32	6 SILVA E Foul On			
08:32	6 SILVA E Free Throw made (1 In)	1-1	0	
08:32	6 SILVA E Free Throw made (1 In)	2-1	+1	
08:18				15 CHAMBERS J 2 Pts paint missed (2 Out)
08:17	5 ROCA H Defensive Rebound			
08:10	8 NUNES I Fast Break			
08:08	8 NUNES I 2-Pts paint made (2 In)	4-1	+3	
07:52		4-3	+1	13 LADE J 2-Pts paint made (2 In)
07:38				6 LESPERANCE M Personal foul
07:38	6 SILVA E Foul On			
07:34	5 ROCA H Offensive foul			
07:34	5 ROCA H Turnover			





## PLAY BY PLAY

文字比分播报

**BRA 23 vs 39 USA**

**Attendance: 1024**

Game Time	BRA - Brazil	Score	Lead	USA - United States
07:34				6 LESPERANCE M Foul On
07:34				6 LESPERANCE M Steal
07:19		4-5	-1	14 SCHULTE P 2-Pts made (2 In)
06:52	10 SILVA SANDOVAL F 2-Pts missed (2 out)			
06:50				15 CHAMBERS J Defensive Rebound
06:31				13 LADE J 2-Pts missed (2 out)
06:29	8 NUNES I Defensive Rebound			
06:23				6 LESPERANCE M Personal foul
06:23	6 SILVA E Foul On			
06:23	6 SILVA E Free Throw missed (1 Out)			
06:23	6 SILVA E Free Throw made (1 In)	5-5	0	
06:06		5-7	-2	15 CHAMBERS J 2-Pts paint made (2 In)
05:57	8 NUNES I Turnover			
05:48		5-10	-5	14 SCHULTE P 3-Pts made (3 In)
05:30				14 SCHULTE P Personal foul
05:30	6 SILVA E Foul On			
05:30	6 SILVA E Free Throw made (1 In)	6-10	-4	
05:30	6 SILVA E Free Throw made (1 In)	7-10	-3	
05:18		7-13	-6	14 SCHULTE P 3-Pts made (3 In)
04:51	6 SILVA E Turnover			
04:34		7-15	-8	14 SCHULTE P 2-Pts made (2 In)
04:34				15 CHAMBERS J Assist
04:34	Time out			
04:28	8 NUNES I Turnover			
04:28				14 SCHULTE P Steal
04:13		7-17	-10	11 SERIO S 2-Pts made (2 In)
04:10				14 SCHULTE P Assist
03:59				6 LESPERANCE M Personal foul
03:59	9 PESSOA N Foul On			
03:59	6 SILVA E Player OUT ---->>			
03:59	10 SILVA SANDOVAL F Player OUT ---->>			
03:59	7 SILVA JM Player IN <<----			
03:59	12 LIMA E Player IN <<----			
03:59				6 LESPERANCE M Player OUT ---->>
03:59				4 BARBER E Player IN <<----
03:59	9 PESSOA N Free Throw made (1 In)	8-17	-9	
03:59	9 PESSOA N Free Throw made (1 In)	9-17	-8	
03:54				13 LADE J Offensive foul
03:54				13 LADE J Turnover
03:54	8 NUNES I Foul On			
03:54	8 NUNES I Steal			
03:41	12 LIMA E 2-Pts missed (2 out)			



## PLAY BY PLAY

文字比分播报

**BRA 23 vs 39 USA**

**Attendance: 1024**

Game Time	BRA - Brazil	Score	Lead	USA - United States
03:39	12 LIMA E Offensive Rebound			
03:24	8 NUNES I 3-Pts missed (3 Out)			
03:22				13 LADE J Defensive Rebound
03:00		9-19	-10	4 BARBER E 2-Pts made (2 In)
02:55				14 SCHULTE P Assist
02:50	7 SILVA JM Turnover			
02:42	8 NUNES I Personal foul			
02:42				15 CHAMBERS J Foul On
02:42				15 CHAMBERS J Free Throw missed (1 Out)
02:42				15 CHAMBERS J Free Throw missed (1 Out)
02:36				4 BARBER E Offensive Rebound
02:22		9-21	-12	11 SERIO S 2-Pts made (2 In)
02:19				14 SCHULTE P Assist
02:03				11 SERIO S Personal foul
02:03	7 SILVA JM Foul On			
02:03	7 SILVA JM Free Throw missed (1 Out)			
02:03	7 SILVA JM Free Throw missed (1 Out)			
01:59				11 SERIO S Defensive Rebound
01:46		9-23	-14	15 CHAMBERS J 2-Pts made (2 In)
01:45				11 SERIO S Assist
01:37				15 CHAMBERS J Personal foul
01:37	7 SILVA JM Foul On			
01:37	7 SILVA JM Free Throw made (1 In)	10-23	-13	
01:37	7 SILVA JM Free Throw made (1 In)	11-23	-12	
01:21				15 CHAMBERS J 2 Pts paint missed (2 Out)
01:19	8 NUNES I Defensive Rebound			
01:19	8 NUNES I Offensive foul			
01:19	8 NUNES I Turnover			
01:19				13 LADE J Foul On
01:19				13 LADE J Steal
01:09		11-25	-14	14 SCHULTE P 2-Pts paint made (2 In)
00:58				11 SERIO S Steal
00:58	8 NUNES I Turnover			
00:45		11-28	-17	14 SCHULTE P 3-Pts made (3 In)
00:22	12 LIMA E 2-Pts missed (2 out)			
00:17				11 SERIO S Defensive Rebound
00:09				13 LADE J 2 Pts paint missed (2 Out)
00:07				13 LADE J Offensive Rebound
00:03	5 ROCA H Personal foul			
00:03				11 SERIO S Foul On
00:03	8 NUNES I Player OUT ---->>			
00:03	13 MIRANDO L Player IN <<----			



## PLAY BY PLAY

文字比分播报

**BRA 23 vs 39 USA**

**Attendance: 1024**

Game Time	BRA - Brazil	Score	Lead	USA - United States
00:03				15 CHAMBERS J Player OUT ---->>
00:03				9 SCOTT M Player IN <<----
00:03				11 SERIO S Free Throw missed (1 Out)
00:02				11 SERIO S Free Throw missed (1 Out)
00:00	13 MIRANDO L Defensive Rebound			

## SECOND QUARTER

### Quarter Starters:

**BRA** 5 ROCA H                      7 SILVA JM                      9 PESSOA N                      12 LIMA E                      13 MIRANDO L  
**USA** 11 SERIO S                      9 SCOTT M                      4 BARBER E                      14 SCHULTE P                      13 LADE J

Game Time	BRA - Brazil	Score	Lead	USA - United States
10:00				11 SERIO S Player IN <<----
10:00				9 SCOTT M Player IN <<----
10:00				4 BARBER E Player IN <<----
10:00				14 SCHULTE P Player IN <<----
10:00				13 LADE J Player IN <<----
10:00	5 ROCA H Player IN <<----			
10:00	7 SILVA JM Player IN <<----			
10:00	9 PESSOA N Player IN <<----			
10:00	12 LIMA E Player IN <<----			
10:00	13 MIRANDO L Player IN <<----			
00:00				13 LADE J Tap off situation, throw-in
09:47				14 SCHULTE P 2-Pts missed (2 out)
09:45	13 MIRANDO L Defensive Rebound			
09:32	12 LIMA E 2-Pts missed (2 out)			
09:29				9 SCOTT M Defensive Rebound
09:24				13 LADE J 2 Pts paint missed (2 Out)
09:21	13 MIRANDO L Defensive Rebound			
09:13				9 SCOTT M Personal foul
09:13	13 MIRANDO L Foul On			
08:58	13 MIRANDO L 2 Pts paint missed (2 Out)			
08:54				4 BARBER E Defensive Rebound
08:34				14 SCHULTE P 2-Pts missed (2 out)
08:32	7 SILVA JM Defensive Rebound			
08:26	12 LIMA E Turnover			
08:26				11 SERIO S Steal
08:23				11 SERIO S 2 Pts paint missed (2 Out)
08:21				13 LADE J Offensive Rebound
08:14				4 BARBER E 2-Pts missed (2 out)
08:11	12 LIMA E Defensive Rebound			
07:50	12 LIMA E 2 Pts paint missed (2 Out)			
07:50				Defensive Rebound



## PLAY BY PLAY

文字比分播报

**BRA 23 vs 39 USA**

**Attendance: 1024**

Game Time	BRA - Brazil	Score	Lead	USA - United States
07:50				13 LADE J Player OUT ---->>
07:50				12 NELMS J Player IN <<----
07:50				14 SCHULTE P Player OUT ---->>
07:50				5 PAYE M Player IN <<----
07:50				11 SERIO S Player OUT ---->>
07:50				8 COUNTS J Player IN <<----
07:35				5 PAYE M 2-Pts missed (2 out)
07:33	9 PESSOA N Defensive Rebound			
07:19	7 SILVA JM 2 Pts paint missed (2 Out)			
07:17				9 SCOTT M Defensive Rebound
06:59				8 COUNTS J Turnover
06:59				Time out
06:59	13 MIRANDO L Player OUT ---->>			
06:59	12 LIMA E Player OUT ---->>			
06:59	9 PESSOA N Player OUT ---->>			
06:59	7 SILVA JM Player OUT ---->>			
06:59	5 ROCA H Player OUT ---->>			
06:59	4 SILVA JR Player IN <<----			
06:59	8 NUNES I Player IN <<----			
06:59	10 SILVA SANDOVAL F Player IN <<----			
06:59	14 ALEXANDRE S Player IN <<----			
06:59	15 SILVA D Player IN <<----			
06:38	10 SILVA SANDOVAL F 2-Pts made (2 In)	13-28	-15	
06:38				4 BARBER E Personal foul
06:38	10 SILVA SANDOVAL F Foul On			
06:38	10 SILVA SANDOVAL F Free Throw made (1 In)	14-28	-14	
06:23		14-30	-16	8 COUNTS J 2-Pts paint made (2 In)
06:21				9 SCOTT M Assist
06:00	8 NUNES I 2-Pts missed (2 out)			
05:59				9 SCOTT M Defensive Rebound
05:50				12 NELMS J 2 Pts paint missed (2 Out)
05:48	10 SILVA SANDOVAL F Defensive Rebound			
05:39				9 SCOTT M Steal
05:39	15 SILVA D Turnover			
05:32				12 NELMS J 2 Pts paint missed (2 Out)
05:31	8 NUNES I Defensive Rebound			
05:31				9 SCOTT M Personal foul
05:31	8 NUNES I Foul On			
05:05	8 NUNES I Turnover			
05:05				9 SCOTT M Steal
05:00				5 PAYE M Fast Break
04:58		14-32	-18	5 PAYE M 2-Pts paint made (2 In)



## PLAY BY PLAY

文字比分播报

**BRA 23 vs 39 USA**

**Attendance: 1024**

Game Time	BRA - Brazil	Score	Lead	USA - United States
04:33	10 SILVA SANDOVAL F 2-Pts missed (2 out)			
04:33				Defensive Rebound
04:33	15 SILVA D Player OUT ---->>			
04:33	4 SILVA JR Player OUT ---->>			
04:33	5 ROCA H Player IN <<----			
04:33	6 SILVA E Player IN <<----			
04:19				5 PAYE M 2-Pts missed (2 out)
04:17	10 SILVA SANDOVAL F Defensive Rebound			
03:59	6 SILVA E Turnover			
03:49	14 ALEXANDRE S Personal foul			
03:49				12 NELMS J Foul On
03:49		14-33	-19	12 NELMS J Free Throw made (1 In)
03:49		14-34	-20	12 NELMS J Free Throw made (1 In)
03:36	5 ROCA H 2-Pts paint made (2 In)	16-34	-18	
03:18				12 NELMS J 3-Pts missed (3 Out)
03:16				8 COUNTS J Offensive Rebound
03:13				8 COUNTS J 2-Pts missed (2 out)
03:11	6 SILVA E Defensive Rebound			
02:58				8 COUNTS J Personal foul
02:58	5 ROCA H Foul On			
02:40	8 NUNES I 2-Pts made (2 In)	18-34	-16	
02:23		18-36	-18	9 SCOTT M 2-Pts paint made (2 In)
02:04				9 SCOTT M Player OUT ---->>
02:04				8 COUNTS J Player OUT ---->>
02:04				14 SCHULTE P Player IN <<----
02:04				10 GLASBRENNER J Player IN <<----
01:56	8 NUNES I 3-Pts missed (3 Out)			
01:56				Defensive Rebound
01:42				5 PAYE M Turnover
01:42	10 SILVA SANDOVAL F Steal			
01:30	14 ALEXANDRE S 3-Pts made (3 In)	21-36	-15	
01:28	10 SILVA SANDOVAL F Assist			
01:01				14 SCHULTE P 2-Pts missed (2 out)
00:58	10 SILVA SANDOVAL F Defensive Rebound			
00:48	14 ALEXANDRE S 2-Pts made (2 In)	23-36	-13	
00:33				4 BARBER E 2-Pts missed (2 out)
00:30				5 PAYE M Offensive Rebound
00:27				14 SCHULTE P 2 Pts paint missed (2 Out)
00:27				Offensive Rebound
00:12		23-39	-16	14 SCHULTE P 3-Pts made (3 In)
00:00	14 ALEXANDRE S 3-Pts missed (3 Out)			



## PLAY BY PLAY

文字比分播报

**BRA 41 vs 87 USA**

**Attendance: 1024**

Scoring by 5 min intervals:		Q1		Q2		Q3		Q4	
BRA		7	11	14	23	23	29	37	41
USA		13	28	30	39	53	62	73	87

### FIRST QUARTER

#### Quarter Starters:

**BRA** 5 ROCA H                      6 SILVA E                      8 NUNES I                      9 PESSOA N                      10 SILVA SANDOVAL F  
**USA** 6 LESPERANCE M              11 SERIO S                      13 LADE J                      14 SCHULTE P                      15 CHAMBERS J

Game Time	BRA - Brazil	Score	Lead	USA - United States
10:00	5 ROCA H Player IN <<----			
10:00	6 SILVA E Player IN <<----			
10:00	8 NUNES I Player IN <<----			
10:00	9 PESSOA N Player IN <<----			
10:00	10 SILVA SANDOVAL F Player IN <<----			
10:00				6 LESPERANCE M Player IN <<----
10:00				11 SERIO S Player IN <<----
10:00				13 LADE J Player IN <<----
10:00				14 SCHULTE P Player IN <<----
10:00				15 CHAMBERS J Player IN <<----
10:00	8 NUNES I Tap off won			15 CHAMBERS J Tap off lost
09:45	8 NUNES I 2-Pts missed (2 out)			
09:42				13 LADE J Defensive Rebound
09:30				13 LADE J Turnover
09:06	8 NUNES I 2-Pts missed (2 out)			
09:01				11 SERIO S Defensive Rebound
08:56	10 SILVA SANDOVAL F Personal foul			
08:56				15 CHAMBERS J Foul On
08:56		0-1	-1	15 CHAMBERS J Free Throw made (1 In)
08:56				15 CHAMBERS J Free Throw missed (1 Out)
08:54	10 SILVA SANDOVAL F Defensive Rebound			
08:32				15 CHAMBERS J Personal foul
08:32	6 SILVA E Foul On			
08:32	6 SILVA E Free Throw made (1 In)	1-1	0	
08:32	6 SILVA E Free Throw made (1 In)	2-1	+1	
08:18				15 CHAMBERS J 2 Pts paint missed (2 Out)
08:17	5 ROCA H Defensive Rebound			
08:10	8 NUNES I Fast Break			
08:08	8 NUNES I 2-Pts paint made (2 In)	4-1	+3	
07:52		4-3	+1	13 LADE J 2-Pts paint made (2 In)
07:38				6 LESPERANCE M Personal foul
07:38	6 SILVA E Foul On			
07:34	5 ROCA H Offensive foul			
07:34	5 ROCA H Turnover			



## PLAY BY PLAY

文字比分播报

**BRA 41 vs 87 USA**

**Attendance: 1024**

Game Time	BRA - Brazil	Score	Lead	USA - United States
07:34				6 LESPERANCE M Foul On
07:34				6 LESPERANCE M Steal
07:19		4-5	-1	14 SCHULTE P 2-Pts made (2 In)
06:52	10 SILVA SANDOVAL F 2-Pts missed (2 out)			
06:50				15 CHAMBERS J Defensive Rebound
06:31				13 LADE J 2-Pts missed (2 out)
06:29	8 NUNES I Defensive Rebound			
06:23				6 LESPERANCE M Personal foul
06:23	6 SILVA E Foul On			
06:23	6 SILVA E Free Throw missed (1 Out)			
06:23	6 SILVA E Free Throw made (1 In)	5-5	0	
06:06		5-7	-2	15 CHAMBERS J 2-Pts paint made (2 In)
05:57	8 NUNES I Turnover			
05:48		5-10	-5	14 SCHULTE P 3-Pts made (3 In)
05:30				14 SCHULTE P Personal foul
05:30	6 SILVA E Foul On			
05:30	6 SILVA E Free Throw made (1 In)	6-10	-4	
05:30	6 SILVA E Free Throw made (1 In)	7-10	-3	
05:18		7-13	-6	14 SCHULTE P 3-Pts made (3 In)
04:51	6 SILVA E Turnover			
04:34		7-15	-8	14 SCHULTE P 2-Pts made (2 In)
04:34				15 CHAMBERS J Assist
04:34	Time out			
04:28	8 NUNES I Turnover			
04:28				14 SCHULTE P Steal
04:13		7-17	-10	11 SERIO S 2-Pts made (2 In)
04:10				14 SCHULTE P Assist
03:59				6 LESPERANCE M Personal foul
03:59	9 PESSOA N Foul On			
03:59	6 SILVA E Player OUT ---->>			
03:59	10 SILVA SANDOVAL F Player OUT ---->>			
03:59	7 SILVA JM Player IN <<----			
03:59	12 LIMA E Player IN <<----			
03:59				6 LESPERANCE M Player OUT ---->>
03:59				4 BARBER E Player IN <<----
03:59	9 PESSOA N Free Throw made (1 In)	8-17	-9	
03:59	9 PESSOA N Free Throw made (1 In)	9-17	-8	
03:54				13 LADE J Offensive foul
03:54				13 LADE J Turnover
03:54	8 NUNES I Foul On			
03:54	8 NUNES I Steal			
03:41	12 LIMA E 2-Pts missed (2 out)			



## PLAY BY PLAY

文字比分播报

**BRA 41 vs 87 USA**

**Attendance: 1024**

Game Time	BRA - Brazil	Score	Lead	USA - United States
03:39	12 LIMA E Offensive Rebound			
03:24	8 NUNES I 3-Pts missed (3 Out)			
03:22				13 LADE J Defensive Rebound
03:00		9-19	-10	4 BARBER E 2-Pts made (2 In)
02:55				14 SCHULTE P Assist
02:50	7 SILVA JM Turnover			
02:42	8 NUNES I Personal foul			
02:42				15 CHAMBERS J Foul On
02:42				15 CHAMBERS J Free Throw missed (1 Out)
02:42				15 CHAMBERS J Free Throw missed (1 Out)
02:36				4 BARBER E Offensive Rebound
02:22		9-21	-12	11 SERIO S 2-Pts made (2 In)
02:19				14 SCHULTE P Assist
02:03				11 SERIO S Personal foul
02:03	7 SILVA JM Foul On			
02:03	7 SILVA JM Free Throw missed (1 Out)			
02:03	7 SILVA JM Free Throw missed (1 Out)			
01:59				11 SERIO S Defensive Rebound
01:46		9-23	-14	15 CHAMBERS J 2-Pts made (2 In)
01:45				11 SERIO S Assist
01:37				15 CHAMBERS J Personal foul
01:37	7 SILVA JM Foul On			
01:37	7 SILVA JM Free Throw made (1 In)	10-23	-13	
01:37	7 SILVA JM Free Throw made (1 In)	11-23	-12	
01:21				15 CHAMBERS J 2 Pts paint missed (2 Out)
01:19	8 NUNES I Defensive Rebound			
01:19	8 NUNES I Offensive foul			
01:19	8 NUNES I Turnover			
01:19				13 LADE J Foul On
01:19				13 LADE J Steal
01:09		11-25	-14	14 SCHULTE P 2-Pts paint made (2 In)
00:58				11 SERIO S Steal
00:58	8 NUNES I Turnover			
00:45		11-28	-17	14 SCHULTE P 3-Pts made (3 In)
00:22	12 LIMA E 2-Pts missed (2 out)			
00:17				11 SERIO S Defensive Rebound
00:09				13 LADE J 2 Pts paint missed (2 Out)
00:07				13 LADE J Offensive Rebound
00:03	5 ROCA H Personal foul			
00:03				11 SERIO S Foul On
00:03	8 NUNES I Player OUT ---->>			
00:03	13 MIRANDO L Player IN <<----			





## PLAY BY PLAY

文字比分播报

**BRA 41 vs 87 USA**

**Attendance: 1024**

Game Time	BRA - Brazil	Score	Lead	USA - United States
00:03				15 CHAMBERS J Player OUT ---->>
00:03				9 SCOTT M Player IN <<----
00:03				11 SERIO S Free Throw missed (1 Out)
00:02				11 SERIO S Free Throw missed (1 Out)
00:00	13 MIRANDO L Defensive Rebound			

## SECOND QUARTER

### Quarter Starters:

**BRA** 5 ROCA H                      7 SILVA JM                      9 PESSOA N                      12 LIMA E                      13 MIRANDO L  
**USA** 11 SERIO S                      9 SCOTT M                      4 BARBER E                      14 SCHULTE P                      13 LADE J

Game Time	BRA - Brazil	Score	Lead	USA - United States
10:00				11 SERIO S Player IN <<----
10:00				9 SCOTT M Player IN <<----
10:00				4 BARBER E Player IN <<----
10:00				14 SCHULTE P Player IN <<----
10:00				13 LADE J Player IN <<----
10:00	5 ROCA H Player IN <<----			
10:00	7 SILVA JM Player IN <<----			
10:00	9 PESSOA N Player IN <<----			
10:00	12 LIMA E Player IN <<----			
10:00	13 MIRANDO L Player IN <<----			
10:00				13 LADE J Tap off situation, throw-in
09:47				14 SCHULTE P 2-Pts missed (2 out)
09:45	13 MIRANDO L Defensive Rebound			
09:32	12 LIMA E 2-Pts missed (2 out)			
09:29				9 SCOTT M Defensive Rebound
09:24				13 LADE J 2 Pts paint missed (2 Out)
09:21	13 MIRANDO L Defensive Rebound			
09:13				9 SCOTT M Personal foul
09:13	13 MIRANDO L Foul On			
08:58	13 MIRANDO L 2 Pts paint missed (2 Out)			
08:54				4 BARBER E Defensive Rebound
08:34				14 SCHULTE P 2-Pts missed (2 out)
08:32	7 SILVA JM Defensive Rebound			
08:26	12 LIMA E Turnover			
08:26				11 SERIO S Steal
08:23				11 SERIO S 2 Pts paint missed (2 Out)
08:21				13 LADE J Offensive Rebound
08:14				4 BARBER E 2-Pts missed (2 out)
08:11	12 LIMA E Defensive Rebound			
07:50	12 LIMA E 2 Pts paint missed (2 Out)			
07:50				Defensive Rebound



## PLAY BY PLAY

文字比分播报

**BRA 41 vs 87 USA**

**Attendance: 1024**

Game Time	BRA - Brazil	Score	Lead	USA - United States
07:50				13 LADE J Player OUT ---->>
07:50				12 NELMS J Player IN <<----
07:50				14 SCHULTE P Player OUT ---->>
07:50				5 PAYE M Player IN <<----
07:50				11 SERIO S Player OUT ---->>
07:50				8 COUNTS J Player IN <<----
07:35				5 PAYE M 2-Pts missed (2 out)
07:33	9 PESSOA N Defensive Rebound			
07:19	7 SILVA JM 2 Pts paint missed (2 Out)			
07:17				9 SCOTT M Defensive Rebound
06:59				8 COUNTS J Turnover
06:59				Time out
06:59	13 MIRANDO L Player OUT ---->>			
06:59	12 LIMA E Player OUT ---->>			
06:59	9 PESSOA N Player OUT ---->>			
06:59	7 SILVA JM Player OUT ---->>			
06:59	5 ROCA H Player OUT ---->>			
06:59	4 SILVA JR Player IN <<----			
06:59	8 NUNES I Player IN <<----			
06:59	10 SILVA SANDOVAL F Player IN <<----			
06:59	14 ALEXANDRE S Player IN <<----			
06:59	15 SILVA D Player IN <<----			
06:38	10 SILVA SANDOVAL F 2-Pts made (2 In)	13-28	-15	
06:38				4 BARBER E Personal foul
06:38	10 SILVA SANDOVAL F Foul On			
06:38	10 SILVA SANDOVAL F Free Throw made (1 In)	14-28	-14	
06:23		14-30	-16	8 COUNTS J 2-Pts paint made (2 In)
06:21				9 SCOTT M Assist
06:00	8 NUNES I 2-Pts missed (2 out)			
05:59				9 SCOTT M Defensive Rebound
05:50				12 NELMS J 2 Pts paint missed (2 Out)
05:48	10 SILVA SANDOVAL F Defensive Rebound			
05:39				9 SCOTT M Steal
05:39	15 SILVA D Turnover			
05:32				12 NELMS J 2 Pts paint missed (2 Out)
05:31	8 NUNES I Defensive Rebound			
05:31				9 SCOTT M Personal foul
05:31	8 NUNES I Foul On			
05:05	8 NUNES I Turnover			
05:05				9 SCOTT M Steal
05:00				5 PAYE M Fast Break
04:58		14-32	-18	5 PAYE M 2-Pts paint made (2 In)



## PLAY BY PLAY

文字比分播报

**BRA 41 vs 87 USA**

**Attendance: 1024**

Game Time	BRA - Brazil	Score	Lead	USA - United States
04:33	10 SILVA SANDOVAL F 2-Pts missed (2 out)			
04:33				Defensive Rebound
04:33	15 SILVA D Player OUT ---->>			
04:33	4 SILVA JR Player OUT ---->>			
04:33	5 ROCA H Player IN <<----			
04:33	6 SILVA E Player IN <<----			
04:19				5 PAYE M 2-Pts missed (2 out)
04:17	10 SILVA SANDOVAL F Defensive Rebound			
03:59	6 SILVA E Turnover			
03:49	14 ALEXANDRE S Personal foul			
03:49				12 NELMS J Foul On
03:49		14-33	-19	12 NELMS J Free Throw made (1 In)
03:49		14-34	-20	12 NELMS J Free Throw made (1 In)
03:36	5 ROCA H 2-Pts paint made (2 In)	16-34	-18	
03:18				12 NELMS J 3-Pts missed (3 Out)
03:16				8 COUNTS J Offensive Rebound
03:13				8 COUNTS J 2-Pts missed (2 out)
03:11	6 SILVA E Defensive Rebound			
02:58				8 COUNTS J Personal foul
02:58	5 ROCA H Foul On			
02:40	8 NUNES I 2-Pts made (2 In)	18-34	-16	
02:23		18-36	-18	9 SCOTT M 2-Pts paint made (2 In)
02:04				9 SCOTT M Player OUT ---->>
02:04				8 COUNTS J Player OUT ---->>
02:04				14 SCHULTE P Player IN <<----
02:04				10 GLASBRENNER J Player IN <<----
01:56	8 NUNES I 3-Pts missed (3 Out)			
01:56				Defensive Rebound
01:42				5 PAYE M Turnover
01:42	10 SILVA SANDOVAL F Steal			
01:30	14 ALEXANDRE S 3-Pts made (3 In)	21-36	-15	
01:28	10 SILVA SANDOVAL F Assist			
01:01				14 SCHULTE P 2-Pts missed (2 out)
00:58	10 SILVA SANDOVAL F Defensive Rebound			
00:48	14 ALEXANDRE S 2-Pts made (2 In)	23-36	-13	
00:33				4 BARBER E 2-Pts missed (2 out)
00:30				5 PAYE M Offensive Rebound
00:27				14 SCHULTE P 2 Pts paint missed (2 Out)
00:27				Offensive Rebound
00:12		23-39	-16	14 SCHULTE P 3-Pts made (3 In)
00:00	14 ALEXANDRE S 3-Pts missed (3 Out)			

### THIRD QUARTER

#### Quarter Starters:

<b>BRA</b> 5 ROCA H	6 SILVA E	8 NUNES I	10 SILVA SANDOVAL F	14 ALEXANDRE S
<b>USA</b> 10 GLASBRENNER J	5 PAYE M	14 SCHULTE P	4 BARBER E	12 NELMS J



## PLAY BY PLAY

文字比分播报

**BRA 41 vs 87 USA**

**Attendance: 1024**

Game Time	BRA - Brazil	Score	Lead	USA - United States
10:00				10 GLASBRENNER J Player IN <<-----
10:00				5 PAYE M Player IN <<-----
10:00				14 SCHULTE P Player IN <<-----
10:00				4 BARBER E Player IN <<-----
10:00				12 NELMS J Player IN <<-----
10:00	5 ROCA H Player IN <<-----			
10:00	6 SILVA E Player IN <<-----			
10:00	8 NUNES I Player IN <<-----			
10:00	10 SILVA SANDOVAL F Player IN <<-----			
10:00	14 ALEXANDRE S Player IN <<-----			
00:09	14 ALEXANDRE S Tap off situation, throw-in			
09:36	8 NUNES I 2-Pts missed (2 out)			
09:35	10 SILVA SANDOVAL F Offensive Rebound			
09:28	6 SILVA E 2 Pts paint missed (2 Out)			
09:25				10 GLASBRENNER J Defensive Rebound
09:20				12 NELMS J Fast Break
09:19		23-41	-18	12 NELMS J 2-Pts paint made (2 In)
09:16				10 GLASBRENNER J Assist
08:59	8 NUNES I 2-Pts missed (2 out)			
08:57				10 GLASBRENNER J Defensive Rebound
08:46				12 NELMS J 2-Pts missed (2 out)
08:43	10 SILVA SANDOVAL F Defensive Rebound			
08:35	8 NUNES I 3-Pts missed (3 Out)			
08:33	8 NUNES I Offensive Rebound			
08:23	14 ALEXANDRE S 2-Pts missed (2 out)			
08:21				10 GLASBRENNER J Defensive Rebound
08:12				4 BARBER E Fast Break
08:11		23-43	-20	4 BARBER E 2-Pts paint made (2 In)
08:09				5 PAYE M Assist
07:58	5 ROCA H 2 Pts paint missed (2 Out)			
07:56				10 GLASBRENNER J Defensive Rebound
07:53		23-45	-22	14 SCHULTE P 2-Pts paint made (2 In)
07:53	10 SILVA SANDOVAL F Personal foul			
07:53				14 SCHULTE P Foul On
07:53	Time out			
07:53				14 SCHULTE P Free Throw missed (1 Out)
07:52				Offensive Rebound
07:44		23-47	-24	5 PAYE M 2-Pts made (2 In)
07:17	8 NUNES I Turnover			
07:01		23-49	-26	5 PAYE M 2-Pts made (2 In)
06:34	14 ALEXANDRE S Turnover			
06:34				10 GLASBRENNER J Steal



## PLAY BY PLAY

文字比分播报

**BRA 41 vs 87 USA**

**Attendance: 1024**

Game Time	BRA - Brazil	Score	Lead	USA - United States
06:26	6 SILVA E Steal			
06:26				12 NELMS J Turnover
06:10	10 SILVA SANDOVAL F 2 Pts paint missed (2 Out)			
06:10				Defensive Rebound
05:53	14 ALEXANDRE S Personal foul			
05:53				4 BARBER E Foul On
05:53	8 NUNES I Player OUT ---->>			
05:53	6 SILVA E Player OUT ---->>			
05:53	11 SILVA JUNIOR G Player IN <<----			
05:53	13 MIRANDO L Player IN <<----			
05:53		23-50	-27	4 BARBER E Free Throw made (1 In)
05:53		23-51	-28	4 BARBER E Free Throw made (1 In)
05:45				4 BARBER E Personal foul
05:45	13 MIRANDO L Foul On			
05:31	13 MIRANDO L Turnover			
05:31				10 GLASBRENNER J Steal
05:25				5 PAYE M Fast Break
05:24		23-53	-30	5 PAYE M 2-Pts paint made (2 In)
05:02	5 ROCA H Turnover			
05:02				4 BARBER E Steal
04:58				10 GLASBRENNER J Offensive foul
04:58				10 GLASBRENNER J Turnover
04:58	13 MIRANDO L Foul On			
04:58	13 MIRANDO L Steal			
04:40	5 ROCA H 2 Pts paint missed (2 Out)			
04:37				10 GLASBRENNER J Defensive Rebound
04:31		23-55	-32	10 GLASBRENNER J 2-Pts paint made (2 In)
04:30				12 NELMS J Assist
04:21	11 SILVA JUNIOR G Turnover			
04:21	11 SILVA JUNIOR G Player OUT ---->>			
04:21	6 SILVA E Player IN <<----			
04:21	10 SILVA SANDOVAL F Player OUT ---->>			
04:21	5 ROCA H Player OUT ---->>			
04:21	4 SILVA JR Player IN <<----			
04:21	12 LIMA E Player IN <<----			
04:10	4 SILVA JR Personal foul			
04:10				14 SCHULTE P Foul On
04:02				4 BARBER E 2-Pts missed (2 out)
03:59	13 MIRANDO L Defensive Rebound			
03:53	4 SILVA JR Offensive foul			
03:53	4 SILVA JR Turnover			
03:53				10 GLASBRENNER J Foul On



## PLAY BY PLAY

文字比分播报

**BRA 41 vs 87 USA**

**Attendance: 1024**

Game Time	BRA - Brazil	Score	Lead	USA - United States
03:53				10 GLASBRENNER J Steal
03:43				14 SCHULTE P 3-Pts missed (3 Out)
03:41				10 GLASBRENNER J Offensive Rebound
03:33				14 SCHULTE P 2-Pts missed (2 out)
03:31	13 MIRANDO L Defensive Rebound			
03:24	4 SILVA JR 2 Pts paint missed (2 Out)			
03:22				14 SCHULTE P Defensive Rebound
03:19				5 PAYE M 2 Pts paint missed (2 Out)
03:19				Offensive Rebound
03:05		23-57	-34	10 GLASBRENNER J 2-Pts paint made (2 In)
03:05				12 NELMS J Assist
03:05	6 SILVA E Personal foul			
03:05				10 GLASBRENNER J Foul On
03:05		23-58	-35	10 GLASBRENNER J Free Throw made (1 In)
02:59	6 SILVA E Offensive foul			
02:59	6 SILVA E Turnover			
02:59				12 NELMS J Foul On
02:59				12 NELMS J Steal
02:47				10 GLASBRENNER J 2 Pts paint missed (2 Out)
02:44				Offensive Rebound
02:47	6 SILVA E Player OUT ---->>			
02:47	4 SILVA JR Player OUT ---->>			
02:47	9 PESSOA N Player IN <<----			
02:47	15 SILVA D Player IN <<----			
02:44				5 PAYE M Turnover
02:20	12 LIMA E Turnover			
02:20				10 GLASBRENNER J Steal
02:09	9 PESSOA N Personal foul			
02:09				10 GLASBRENNER J Foul On
02:09		23-59	-36	10 GLASBRENNER J Free Throw made (1 In)
02:09		23-60	-37	10 GLASBRENNER J Free Throw made (1 In)
01:55	14 ALEXANDRE S Turnover			
01:42				12 NELMS J 2-Pts missed (2 out)
01:40	13 MIRANDO L Defensive Rebound			
01:35				14 SCHULTE P Personal foul
01:35	12 LIMA E Foul On			
01:29	13 MIRANDO L 3-Pts missed (3 Out)			
01:24				10 GLASBRENNER J Defensive Rebound
01:11				5 PAYE M 2 Pts paint missed (2 Out)
01:09	13 MIRANDO L Defensive Rebound			
01:04	9 PESSOA N Fast Break			
01:02	9 PESSOA N 2-Pts paint made (2 In)	25-60	-35	



## PLAY BY PLAY

文字比分播报

**BRA 41 vs 87 USA**

**Attendance: 1024**

Game Time	BRA - Brazil	Score	Lead	USA - United States
00:44		25-62	-37	10 GLASBRENNER J 2-Pts paint made (2 In)
00:42				5 PAYE M Assist
00:25	12 LIMA E 2-Pts made (2 In)	27-62	-35	
00:25				Time out
00:25				12 NELMS J Player OUT ---->>
00:25				7 MAZZI J Player IN <<----
00:08				10 GLASBRENNER J Turnover
00:00	12 LIMA E 2-Pts made (2 In)	29-62	-33	

## FOURTH QUARTER

### Quarter Starters:

**BRA** 8 NUNES I

**USA**

Game Time	BRA - Brazil	Score	Lead	USA - United States
10:00				10 GLASBRENNER J Player IN <<----
10:00				11 SERIO S Player IN <<----
10:00				7 MAZZI J Player IN <<----
10:00				6 LESPERANCE M Player IN <<----
10:00				5 PAYE M Player IN <<----
10:00	13 MIRANDO L Player IN <<----			
10:00	12 LIMA E Player IN <<----			
10:00	9 PESSOA N Player IN <<----			
10:00	14 ALEXANDRE S Player IN <<----			
10:00	15 SILVA D Player IN <<----			
00:00				11 SERIO S Tap off situation, throw-in
09:49		29-64	-35	10 GLASBRENNER J 2-Pts made (2 In)
09:46				5 PAYE M Assist
09:33	12 LIMA E 2-Pts paint made (2 In)	31-64	-33	
09:23	15 SILVA D Personal foul			
09:23				10 GLASBRENNER J Foul On
09:23				10 GLASBRENNER J Free Throw missed (1 Out)
09:23				10 GLASBRENNER J Free Throw missed (1 Out)
09:20	13 MIRANDO L Defensive Rebound			
09:08	14 ALEXANDRE S 3-Pts missed (3 Out)			
09:05				5 PAYE M Defensive Rebound
08:56				10 GLASBRENNER J Offensive foul
08:56				10 GLASBRENNER J Turnover
08:56	14 ALEXANDRE S Foul On			
08:56	14 ALEXANDRE S Steal			
08:47	12 LIMA E 2-Pts missed (2 out)			
08:43	15 SILVA D Offensive Rebound			
08:41	15 SILVA D 2 Pts paint missed (2 Out)			



## PLAY BY PLAY

文字比分播报

**BRA 41 vs 87 USA**

**Attendance: 1024**

Game Time	BRA - Brazil	Score	Lead	USA - United States
08:39				10 GLASBRENNER J Defensive Rebound
08:31				7 MAZZI J Offensive foul
08:31				7 MAZZI J Turnover
08:31	13 MIRANDO L Foul On			
08:31	13 MIRANDO L Steal			
08:19	14 ALEXANDRE S 3-Pts missed (3 Out)			
08:15	12 LIMA E Offensive Rebound			
08:07	15 SILVA D 2-Pts paint made (2 In)	33-64	-31	
08:06	12 LIMA E Assist			
07:57		33-66	-33	10 GLASBRENNER J 2-Pts paint made (2 In)
07:57	13 MIRANDO L Personal foul			
07:57				10 GLASBRENNER J Foul On
07:56				10 GLASBRENNER J Free Throw missed (1 Out)
07:53	13 MIRANDO L Defensive Rebound			
07:46				7 MAZZI J Personal foul
07:46	15 SILVA D Foul On			
07:46				10 GLASBRENNER J Player OUT ---->>
07:46				9 SCOTT M Player IN <<----
07:38	9 PESSOA N 2 Pts paint missed (2 Out)			
07:34				9 SCOTT M Defensive Rebound
07:33	13 MIRANDO L Unsportmanlike foul			
07:33				6 LESPERANCE M Foul On
07:33		33-67	-34	6 LESPERANCE M Free Throw made (1 In)
07:33				6 LESPERANCE M Free Throw missed (1 Out)
07:20				7 MAZZI J 2-Pts missed (2 out)
07:18	13 MIRANDO L Defensive Rebound			
07:07	13 MIRANDO L 3-Pts missed (3 Out)			
07:05	9 PESSOA N Offensive Rebound			
06:57	14 ALEXANDRE S 3-Pts missed (3 Out)			
06:57	12 LIMA E Personal foul			
06:57				5 PAYE M Foul On
06:57				11 SERIO S Player OUT ---->>
06:57				15 CHAMBERS J Player IN <<----
06:43				15 CHAMBERS J 2-Pts missed (2 out)
06:40	15 SILVA D Defensive Rebound			
06:31	9 PESSOA N 2-Pts paint made (2 In)	35-67	-32	
06:29	13 MIRANDO L Assist			
06:15		35-69	-34	15 CHAMBERS J 2-Pts paint made (2 In)
06:13				5 PAYE M Assist
06:02	15 SILVA D 2-Pts paint made (2 In)	37-69	-32	
06:02	12 LIMA E Assist			
06:02				9 SCOTT M Personal foul





## PLAY BY PLAY

文字比分播报

**BRA 41 vs 87 USA**

**Attendance: 1024**

Game Time	BRA - Brazil	Score	Lead	USA - United States
06:02	15 SILVA D Foul On			
06:02	15 SILVA D Free Throw missed (1 Out)			
06:02				Defensive Rebound
05:50		37-71	-34	15 CHAMBERS J 2-Pts made (2 In)
05:48				5 PAYE M Assist
05:32	9 PESSOA N 2-Pts missed (2 out)			
05:30				15 CHAMBERS J Defensive Rebound
05:17		37-73	-36	15 CHAMBERS J 2-Pts paint made (2 In)
05:16				5 PAYE M Assist
05:00	14 ALEXANDRE S 2-Pts missed (2 out)			
05:00	Offensive Rebound			
05:00	13 MIRANDO L Player OUT ---->>			
05:00	8 NUNES I Player IN <<----			
04:37	14 ALEXANDRE S 2-Pts missed (2 out)			
04:34				5 PAYE M Defensive Rebound
04:23		37-75	-38	9 SCOTT M 2-Pts paint made (2 In)
04:21				15 CHAMBERS J Assist
03:56	8 NUNES I 3-Pts missed (3 Out)			
03:56				Defensive Rebound
03:38				5 PAYE M 2-Pts missed (2 out)
03:37	8 NUNES I Defensive Rebound			
03:23	12 LIMA E 2-Pts made (2 In)	39-75	-36	
03:21	8 NUNES I Assist			
03:02				5 PAYE M Player OUT ---->>
03:02				15 CHAMBERS J Player OUT ---->>
03:02				8 COUNTS J Player IN <<----
03:02				11 SERIO S Player IN <<----
02:59	9 PESSOA N Personal foul			
02:59				11 SERIO S Foul On
02:59				11 SERIO S Free Throw missed (1 Out)
02:59				11 SERIO S Free Throw missed (1 Out)
02:56	8 NUNES I Defensive Rebound			
02:45	14 ALEXANDRE S 2-Pts missed (2 out)			
02:43				8 COUNTS J Defensive Rebound
02:30		39-77	-38	8 COUNTS J 2-Pts paint made (2 In)
02:28				7 MAZZI J Assist
02:02	9 PESSOA N 3-Pts missed (3 Out)			
01:57				9 SCOTT M Defensive Rebound
01:53		39-79	-40	9 SCOTT M 2-Pts paint made (2 In)
01:44				6 LESPERANCE M Personal foul
01:44	15 SILVA D Foul On			
01:44	15 SILVA D Free Throw missed (1 Out)			



## PLAY BY PLAY

文字比分播报

**BRA 41 vs 87 USA**

**Attendance: 1024**

Game Time	BRA - Brazil	Score	Lead	USA - United States
01:44	15 SILVA D Free Throw missed (1 Out)			
01:41				8 COUNTS J Defensive Rebound
01:20		39-82	-43	9 SCOTT M 3-Pts made (3 In)
01:10	12 LIMA E 2-Pts paint made (2 In)	41-82	-41	
00:57		41-85	-44	7 MAZZI J 3-Pts made (3 In)
00:48				9 SCOTT M Personal foul
00:48	15 SILVA D Foul On			
00:48	15 SILVA D Free Throw missed (1 Out)			
00:48	15 SILVA D Free Throw missed (1 Out)			
00:45				9 SCOTT M Defensive Rebound
00:34		41-87	-46	8 COUNTS J 2-Pts paint made (2 In)
00:34				9 SCOTT M Assist
00:06	8 NUNES I 2-Pts missed (2 out)			
00:03				8 COUNTS J Defensive Rebound



## RESULTS

比赛成绩

### BRA 23 vs 39 USA

Attendance: 1024

Referee: GOMEZ RUF Antonia (ESP)

Commissioner: REHLING Detlef Klaus (GER)

Umpires: OTTO Jorg-Ulrich (GER); SAUNDERS Charles David (RSA)

Classifier: LACHANCE Anne (CAN)

		Q1		Q2	
Scoring by 5 min intervals:	<b>BRA</b>	7	11	14	23
	<b>USA</b>	13	28	30	39

#### BRA - BRAZIL

No.	Name	Sport Class	MIN	Field Goals		2 Points		3 Points		Free Throws		Rebounds			AS	TO	ST	BS	PF	FO	PTS	
				M/A	%	M/A	%	M/A	%	M/A	%	OR	DR	TOT								
*5	ROCA Heriberto	1.0	17:34	1/1	100	1/1	100						1	1		1			2	1	2	
*6	SILVA Erick	3.5	10:34							5/6	83		1	1		2				4	5	
*8	NUNES Irio	4.5	16:56	2/7	29	2/5	40	0/2	0				3	3		5	1		2	2	4	
*9	PESSOA Nilton	2.0	13:01							2/2	100		1	1						1	2	
*10	SILVA SANDOVAL Francisco	3.0	13:00	1/3	33	1/3	33			1/1	100		4	4	1		1		1	1	3	
4	SILVA Jose Ricardo (C)	1.5	02:26																		0	
7	SILVA Jose Marcos	4.0	07:00	0/1	0	0/1	0			2/4	50		1	1		1				2	2	
11	SILVA JUNIOR Gelson	3.5	00:00																		0	
12	LIMA Everaldo	2.5	07:00	0/4	0	0/4	0						1	1	2		1				0	
13	MIRANDO Leandro	4.5	03:04	0/1	0	0/1	0						3	3						1	0	
14	ALEXANDRE Sergio	2.0	06:59	2/3	67	1/1	100	1/2	50										1		5	
15	SILVA Douglas	3.0	02:26													1					0	
Team/Coach																						
<b>Totals</b>				6/20	30	5/16	31	1/4	25	10/13	77	1	15	16	1	11	2			6	12	23
<b>Coach</b>		SILVA Itamar Luiz																				
<b>Assistant Coach</b>		SILVA SANTOS Sileno																				

#### USA - UNITED STATES of AMERICA

No.	Name	Sport Class	MIN	Field Goals		2 Points		3 Points		Free Throws		Rebounds			AS	TO	ST	BS	PF	FO	PTS	
				M/A	%	M/A	%	M/A	%	M/A	%	OR	DR	TOT								
*6	LESPERANCE Matt	1.0	06:01													1			3	1	0	
*11	SERIO Steve	3.5	12:10	2/3	67	2/3	67			0/2	0		3	3	1		2		1	1	4	
*13	LADE Jeremy	2.5	12:10	1/4	25	1/4	25						2	2	4		2	1	1	1	2	
*14	SCHULTE Paul	3.0	14:14	7/11	64	3/7	43	4/4	100						3		1		1		18	
*15	CHAMBERS Joe	4.0	09:57	2/4	50	2/4	50			1/4	25		1	1	1				2	2	5	
4	BARBER Eric	1.0	13:59	1/3	33	1/3	33						1	1	2				1		2	
5	PAYE Mikey (C)	3.0	07:50	1/3	33	1/3	33						1		1		1				2	
7	MAZZI Jaime	2.0	00:00																		0	
8	COUNTS Jacob	3.5	05:46	1/2	50	1/2	50						1		1		1		1		2	
9	SCOTT Matt	4.0	07:59	1/1	100	1/1	100							3	3	1		2		2	2	
10	GLASBRENNER Jeff	4.5	02:04																		0	
12	NELMS Jay	2.5	07:50	0/3	0	0/2	0	0/1	0	2/2	100									1	2	
Team/Coach																						
<b>Totals</b>				16/34	47	12/29	41	4/5	80	3/8	38	6	13	19	6	4	7			12	6	39
<b>Coach</b>		WILSON Steve																				
<b>Assistant Coach</b>		CHYNOWETH Tracy JACKSON Paul																				

	BRA	USA
Points from Turnovers	3	16
Points in the Paint	4	12
Second Chance Points	0	8
Fast Break Points	2	2

	BRA	USA
Biggest Lead	3	20
Biggest Scoring Run	5-0(23-36)	7-0(7-17)
Lead Changes	2	
Times Tied	2	

#### Legend:

%	Shooting Percentage	(C)	Captain	*	Starters	AS	Assists
BS	Blocked Shots	DR	Defensive Rebounds	FO	Fouls On	M/A	Made/Attempts
MIN	Minutes Played	OR	Offensive Rebounds	PF	Fouls	PTS	Points
Qx	Quarter Time	ST	Steals	TO	Turnovers	TOT	Total Rebounds



## RESULTS

比赛成绩

### BRA 41 vs 87 USA

Attendance: 1024

Referee: GOMEZ RUF Antonia (ESP)

Commissioner: REHLING Detlef Klaus (GER)

Umpires: OTTO Jorg-Ulrich (GER); SAUNDERS Charles David (RSA)

Classifier: LACHANCE Anne (CAN)

		Q1		Q2		Q3		Q4	
Scoring by 5 min intervals:	<b>BRA</b>	7	11	14	23	23	29	37	41
	<b>USA</b>	13	28	30	39	53	62	73	87

#### BRA - BRAZIL

No.	Name	Sport Class	MIN	Field Goals		2 Points		3 Points		Free Throws		Rebounds			AS	TO	ST	BS	PF	FO	PTS	
				M/A	%	M/A	%	M/A	%	M/A	%	OR	DR	TOT								
*5	ROCA Heriberto	1.0	23:13	1/3	33	1/3	33						1	1		2			2	1	2	
*6	SILVA Erick	3.5	16:15	0/1	0	0/1	0			5/6	83		1	1		3	1		2	4	5	
*8	NUNES Irio	4.5	26:03	2/12	17	2/8	25	0/4	0				1	5	6	1	6	1		2	2	4
*9	PESSOA Nilton	2.0	25:48	2/5	40	2/4	50	0/1	0	2/2	100		1	1	2				2	1	6	
*10	SILVA SANDOVAL Francisco	3.0	18:39	1/4	25	1/4	25			1/1	100		1	5	6	1			2	1	3	
4	SILVA Jose Ricardo (C)	1.5	04:00	0/1	0	0/1	0									1			2		0	
7	SILVA Jose Marcos	4.0	07:00	0/1	0	0/1	0			2/4	50			1	1				2		2	
11	SILVA JUNIOR Gelson	3.5	01:32													1					0	
12	LIMA Everaldo	2.5	21:21	5/10	50	5/10	50						2	1	3	2	2		1	1	10	
13	MIRANDO Leandro	4.5	13:57	0/3	0	0/1	0	0/2	0					10	10	1	1	2		2	4	0
14	ALEXANDRE Sergio	2.0	26:59	2/10	20	1/5	20	1/5	20							2	1		2	1	5	
15	SILVA Douglas	3.0	15:13	2/3	67	2/3	67			0/5	0		1	1	2				1	4	4	
Team/Coach																						
<b>Totals</b>				15/53	28	14/41	34	1/12	8	10/18	56	7	26	33	5	20	6			18	21	41
<b>Coach</b>		SILVA Itamar Luiz																				
<b>Assistant Coach</b>		SILVA SANTOS Sileno																				

#### USA - UNITED STATES of AMERICA

No.	Name	Sport Class	MIN	Field Goals		2 Points		3 Points		Free Throws		Rebounds			AS	TO	ST	BS	PF	FO	PTS	
				M/A	%	M/A	%	M/A	%	M/A	%	OR	DR	TOT								
*6	LESPERANCE Matt	1.0	16:01							1/2	50					1			4	2	1	
*11	SERIO Steve	3.5	18:15	2/3	67	2/3	67			0/4	0		3	3	1		2		1	2	4	
*13	LADE Jeremy	2.5	12:10	1/4	25	1/4	25						2	2	4		2	1		1	1	2
*14	SCHULTE Paul	3.0	24:14	8/14	57	4/9	44	4/5	80	0/1	0		1	1	3		1		2	2	20	
*15	CHAMBERS Joe	4.0	13:52	5/8	63	5/8	63			1/4	25		2	2	2				2	2	11	
4	BARBER Eric	1.0	23:59	2/5	40	2/5	40			2/2	100		1	1	2				2	1	6	
5	PAYE Mikey (C)	3.0	24:48	4/9	44	4/9	44						1	2	3	6	2			1	8	
7	MAZZI Jaime	2.0	10:25	1/2	50	0/1	0	1/1	100							1	1			2	3	
8	COUNTS Jacob	3.5	08:48	3/4	75	3/4	75						1	3	4		1		1		6	
9	SCOTT Matt	4.0	15:45	4/4	100	3/3	100	1/1	100					6	6	2		2		4	9	
10	GLASBRENNER Jeff	4.5	14:18	5/6	83	5/6	83			3/6	50		1	7	8	1	3	4		2	5	13
12	NELMS Jay	2.5	17:25	1/6	17	1/5	20	0/1	0	2/2	100					2	1	1			2	4
Team/Coach																						
<b>Totals</b>				36/65	55	30/57	53	6/8	75	9/21	43	10	33	43	18	10	13			21	18	87
<b>Coach</b>		WILSON Steve																				
<b>Assistant Coach</b>		CHYNOWETH Tracy JACKSON Paul																				

	BRA	USA
Points from Turnovers	7	22
Points in the Paint	16	40
Second Chance Points	2	12
Fast Break Points	4	8

	BRA	USA
Biggest Lead	3	46
Biggest Scoring Run	5-0(23-36)	24-0(23-60)
Lead Changes	2	
Times Tied	2	

#### Legend:

%	Shooting Percentage	(C)	Captain	*	Starters	AS	Assists
BS	Blocked Shots	DR	Defensive Rebounds	FO	Fouls On	M/A	Made/Attempts
MIN	Minutes Played	OR	Offensive Rebounds	OTx	Overtime	PF	Fouls
PTS	Points	Qx	Quarter Time	ST	Steals	TO	Turnovers
TOT	Total Rebounds						



## START LIST

首发名单

### ISR - CHN

**Referee:** GAUTHIER Sebastien (CAN)  
**Umpires:** PURSGLOVE Ian Robert (GBR); KINDERVATER Max (GER)

**Commissioner:** de KNOCK Luc D H M (BEL)  
**Classifier:** MACKAY Kenneth (GBR)

#### ISR - Israel

No.	Name	Pos	Age	Sport Class	Current Games Statistics							
					PPG	FG%	3FG%	FT%	RPG	APG	MPG (GP)	
4	SAR TOV Eyal	F	46	4.5	0.0							00:00 (0)
5	DROR Lior	C	34	4.5	10.0	45				9.0		25:58 (1)
6	OTTOLENGHI Ariel	G	45	2.0	0.0	0					1.0	10:25 (1)
7	FURMAN Ron	G	30	1.0	0.0					1.0		24:42 (1)
8	MEISHAR Dotan	F	39	4.0	27.0	47		69	17.0			37:13 (1)
9	ROZENBERG Roei	G	37	2.5	9.0	27	20	100	3.0	4.0		32:51 (1)
10	LEHRMAN Avraham	G	41	2.0	0.0	0				2.0	2.0	15:48 (1)
11	DOR Oon Igal Allon	F	24	4.5	2.0	33				1.0		07:20 (1)
12	HENDEL Liran	G	35	2.0	2.0	17	0			2.0	4.0	28:29 (1)
13	HAIM Shay-Refael	G	26	2.0	0.0							00:00 (0)
14	PHILIPPS Rotem (C)	F	36	4.0	3.0	50		50	1.0			09:29 (1)
15	DRAI David	G	37	1.0	0.0					1.0		07:45 (1)
Team			35.8		53.0	33	14	71	37.0	11.0		
<b>Coach</b>		PINTO Ari										
<b>Assistant Coach</b>		KLEIN Benyamin					ZAIDE Michael					

ISR Played		
PR	USA	53-76
PR	BRA	09 SEP
PR	AUS	10 SEP
PR	GBR	11 SEP

#### CHN - China

No.	Name	Pos	Age	Sport Class	Current Games Statistics							
					PPG	FG%	3FG%	FT%	RPG	APG	MPG (GP)	
4	CHEN Guojun	C	24	4.0	0.0	0				1.0		06:48 (1)
5	HUANG Xunan	F	23	4.0	4.0	33				5.0		16:46 (1)
6	YANG Lei	C	25	3.5	12.0	29	0	100	8.0			30:51 (1)
7	ZHANG Lei	C	22	4.5	0.0							00:00 (0)
8	DING Hai	C	21	4.5	6.0	21	0		10.0	1.0		25:35 (1)
9	XU Hang	F	20	2.5	0.0	0				1.0		05:37 (1)
10	LIN Yinhai	F	21	3.5	0.0							00:00 (0)
11	QU Huanjian	F	23	2.0	0.0	0		0	2.0			08:52 (1)
12	GUO Yandong	F/G	21	2.0	6.0	60			3.0	1.0		28:14 (1)
13	LI Pengcheng	G	27	2.0	0.0	0			1.0			15:48 (1)
14	CHEN Haijiang	G	32	2.0	4.0	22			2.0	1.0		40:00 (1)
15	CHEN Qi (C)	F/G	32	1.5	2.0	33				1.0		21:29 (1)
Team			24.3		34.0	25	0	50	33.0	4.0		
<b>Coach</b>		XU Yuansheng										
<b>Assistant Coach</b>		ZHAI Yongjun										

CHN Played		
PR	GBR	34-81
PR	AUS	09 SEP
PR	USA	10 SEP
PR	BRA	11 SEP

#### Legend:

3FG%	3 Field Goals %	APG	Assists per Game	C	Centre	F	Forward
FG%	Field Goals %	FT%	Free Throws %	G	Guard	GP	Games Played
MPG	Minutes Played per Game	Pos	Playing Position	PPG	Points per Game	PR	Preliminary Round
RPG	Rebounds per Game						



## PLAY BY PLAY

文字比分播报

ISR 36 vs 20 CHN

Attendance: 1024

Scoring by 5 min intervals:

	Q1		Q2	
ISR	9	18	28	36
CHN	4	10	12	20

### FIRST QUARTER

#### Quarter Starters:

ISR 5 DROR L	7 FURMAN R	8 MEISHAR D	9 ROZENBERG R	12 HENDEL L
CHN 6 YANG L	8 DING H	11 QU H	13 LI P	14 CHEN H

Game Time	ISR - Israel	Score	Lead	CHN - China
10:00	5 DROR L Player IN <<----			
10:00	7 FURMAN R Player IN <<----			
10:00	8 MEISHAR D Player IN <<----			
10:00	9 ROZENBERG R Player IN <<----			
10:00	12 HENDEL L Player IN <<----			
10:00				6 YANG L Player IN <<----
10:00				8 DING H Player IN <<----
10:00				11 QU H Player IN <<----
10:00				13 LI P Player IN <<----
10:00				14 CHEN H Player IN <<----
10:00	5 DROR L Tap off lost			6 YANG L Tap off won
09:05				13 LI P 2-Pts missed (2 out)
08:58	Defensive Rebound			
08:48	8 MEISHAR D 2 Pts paint missed (2 Out)			
08:45				6 YANG L Defensive Rebound
08:33				14 CHEN H 2 Pts paint missed (2 Out)
08:30	5 DROR L Defensive Rebound			
08:16	5 DROR L 2 Pts paint missed (2 Out)			
08:15				8 DING H Defensive Rebound
08:07				8 DING H 2-Pts missed (2 out)
08:05	9 ROZENBERG R Defensive Rebound			
07:59	9 ROZENBERG R 2-Pts made (2 In)	2-0	+2	
07:58	8 MEISHAR D Assist			
07:48		2-2	0	6 YANG L 2-Pts paint made (2 In)
07:45				13 LI P Assist
07:41	5 DROR L Personal foul			
07:39				6 YANG L Foul On
07:31				6 YANG L Free Throw missed (1 Out)
07:23	5 DROR L Defensive Rebound			
07:22				6 YANG L Personal foul
07:21	5 DROR L Foul On			
07:20	12 HENDEL L 2 Pts paint missed (2 Out)			
07:18	8 MEISHAR D Offensive Rebound			
07:11	8 MEISHAR D 2-Pts paint made (2 In)	4-2	+2	



## PLAY BY PLAY

文字比分播报

ISR 36 vs 20 CHN

Attendance: 1024

Game Time	ISR - Israel	Score	Lead	CHN - China
07:08				8 DING H Personal foul
07:06	8 MEISHAR D Foul On			
07:03	8 MEISHAR D Free Throw made (1 In)	5-2	+3	
07:01				14 CHEN H Turnover
06:57	8 MEISHAR D 2 Pts paint missed (2 Out)			
06:55	8 MEISHAR D Offensive Rebound			
06:51	8 MEISHAR D 2-Pts paint made (2 In)	7-2	+5	
06:30				11 QU H Offensive foul
06:30				11 QU H Turnover
06:30	5 DROR L Foul On			
06:30	5 DROR L Steal			
06:11	5 DROR L 2-Pts missed (2 out)			
06:09				8 DING H Defensive Rebound
06:02				6 YANG L Turnover
05:47	8 MEISHAR D 2 Pts paint missed (2 Out)			
05:44				13 LI P Defensive Rebound
05:34		7-4	+3	11 QU H 2-Pts paint made (2 In)
05:32				8 DING H Assist
05:12	5 DROR L 2 Pts paint missed (2 Out)			
05:11	5 DROR L Offensive Rebound			
05:11	5 DROR L 2-Pts paint made (2 In)	9-4	+5	
05:09				Time out
05:09				14 CHEN H Player OUT ---->>
05:09				8 DING H Player OUT ---->>
05:09				4 CHEN G Player IN <<----
05:09				12 GUO Y Player IN <<----
04:47				13 LI P 2-Pts missed (2 out)
04:46	8 MEISHAR D Defensive Rebound			
04:38	9 ROZENBERG R 2 Pts paint missed (2 Out)			
04:37				4 CHEN G Defensive Rebound
04:37	8 MEISHAR D Personal foul			
04:37				4 CHEN G Foul On
04:22				11 QU H 2-Pts missed (2 out)
04:20	8 MEISHAR D Defensive Rebound			
04:10	5 DROR L 2-Pts paint made (2 In)	11-4	+7	
04:08	12 HENDEL L Assist			
03:53		11-6	+5	13 LI P 2-Pts paint made (2 In)
03:39				4 CHEN G Personal foul
03:39	8 MEISHAR D Foul On			
03:39	7 FURMAN R Player OUT ---->>			
03:39	15 DRAI D Player IN <<----			
03:23	12 HENDEL L 2-Pts paint made (2 In)	13-6	+7	



## PLAY BY PLAY

文字比分播报

ISR 36 vs 20 CHN

Attendance: 1024

Game Time	ISR - Israel	Score	Lead	CHN - China
03:22	5 DROR L Assist			
03:03		13-8	+5	11 QU H 2-Pts made (2 In)
02:48	9 ROZENBERG R 2-Pts paint made (2 In)	15-8	+7	
02:48				11 QU H Personal foul
02:48	9 ROZENBERG R Foul On			
02:48	9 ROZENBERG R Free Throw made (1 In)	16-8	+8	
02:34				6 YANG L 2-Pts missed (2 out)
02:33	8 MEISHAR D Defensive Rebound			
02:26	15 DRAI D Turnover			
02:13				11 QU H 2-Pts missed (2 out)
02:11	5 DROR L Defensive Rebound			
02:01	12 HENDEL L 2-Pts paint made (2 In)	18-8	+10	
01:43				4 CHEN G 2 Pts paint missed (2 Out)
01:41				11 QU H Offensive Rebound
01:34				6 YANG L 2-Pts missed (2 out)
01:32	5 DROR L Defensive Rebound			
01:18	8 MEISHAR D 2 Pts paint missed (2 Out)			
01:16	8 MEISHAR D Offensive Rebound			
01:16	8 MEISHAR D 2 Pts paint missed (2 Out)			
01:13				12 GUO Y Defensive Rebound
01:01				12 GUO Y 2 Pts paint missed (2 Out)
00:59	8 MEISHAR D Defensive Rebound			
00:59				6 YANG L Personal foul
00:59	9 ROZENBERG R Foul On			
00:59	9 ROZENBERG R Free Throw missed (1 Out)			
00:59	9 ROZENBERG R Free Throw missed (1 Out)			
00:55				4 CHEN G Defensive Rebound
00:38		18-10	+8	13 LI P 2-Pts paint made (2 In)
00:36				6 YANG L Assist
00:22	12 HENDEL L 2-Pts missed (2 out)			
00:20				12 GUO Y Defensive Rebound
00:00				6 YANG L 3-Pts missed (3 Out)

## SECOND QUARTER

### Quarter Starters:

ISR 5 DROR L                      8 MEISHAR D                      9 ROZENBERG R                      12 HENDEL L                      15 DRAI D  
CHN 6 YANG L                      12 GUO Y                      13 LI P                      11 QU H                      4 CHEN G

Game Time	ISR - Israel	Score	Lead	CHN - China
10:00	5 DROR L Player IN <<----			
10:00	8 MEISHAR D Player IN <<----			
10:00	9 ROZENBERG R Player IN <<----			
10:00	12 HENDEL L Player IN <<----			





## PLAY BY PLAY

文字比分播报

ISR 36 vs 20 CHN

Attendance: 1024

Game Time	ISR - Israel	Score	Lead	CHN - China
10:00	15 DRAI D Player IN <<-----			
10:00				6 YANG L Player IN <<-----
10:00				12 GUO Y Player IN <<-----
10:00				13 LI P Player IN <<-----
10:00				11 QU H Player IN <<-----
10:00				4 CHEN G Player IN <<-----
00:00	9 ROZENBERG R Tap off situation, throw-in			
09:45	8 MEISHAR D Turnover			
09:37				6 YANG L 2 Pts paint missed (2 Out)
09:36	5 DROR L Defensive Rebound			
09:25	9 ROZENBERG R 2-Pts made (2 In)	20-10	+10	
09:08		20-12	+8	4 CHEN G 2-Pts made (2 In)
09:05				13 LI P Assist
08:52	5 DROR L 2-Pts paint made (2 In)	22-12	+10	
08:52	9 ROZENBERG R Assist			
08:52				12 GUO Y Personal foul
08:52	5 DROR L Foul On			
08:52				12 GUO Y Player OUT ---->>
08:52				14 CHEN H Player IN <<-----
08:52	5 DROR L Free Throw missed (1 Out)			
08:52				Defensive Rebound
08:34				13 LI P 2-Pts missed (2 out)
08:33	8 MEISHAR D Defensive Rebound			
08:25				14 CHEN H Personal foul
08:25	8 MEISHAR D Foul On			
08:25	8 MEISHAR D Free Throw made (1 In)	23-12	+11	
08:25	8 MEISHAR D Free Throw made (1 In)	24-12	+12	
08:17				11 QU H Turnover
07:55	9 ROZENBERG R 2-Pts missed (2 out)			
07:53				6 YANG L Defensive Rebound
07:42				11 QU H Offensive foul
07:42				11 QU H Turnover
07:42	9 ROZENBERG R Foul On			
07:42	9 ROZENBERG R Steal			
07:27	5 DROR L 2-Pts made (2 In)	26-12	+14	
07:25	9 ROZENBERG R Assist			
07:06	15 DRAI D Personal foul			
07:06				6 YANG L Foul On
07:06	5 DROR L Player OUT ---->>			
07:06	11 DOR OIA Player IN <<-----			
07:06				6 YANG L Free Throw missed (1 Out)
07:05				6 YANG L Free Throw missed (1 Out)



## PLAY BY PLAY

文字比分播报

ISR 36 vs 20 CHN

Attendance: 1024

Game Time	ISR - Israel	Score	Lead	CHN - China
06:59	11 DOR OIA Defensive Rebound			
06:42	11 DOR OIA 2-Pts missed (2 out)			
06:39	9 ROZENBERG R Offensive Rebound			
06:36	9 ROZENBERG R 2-Pts missed (2 out)			
06:34				13 LI P Defensive Rebound
06:31	11 DOR OIA Steal			
06:31				4 CHEN G Turnover
06:31				13 LI P Personal foul
06:31	11 DOR OIA Foul On			
06:31	11 DOR OIA Free Throw missed (1 Out)			
06:30	11 DOR OIA Free Throw missed (1 Out)			
06:27				4 CHEN G Defensive Rebound
06:08				13 LI P 2-Pts missed (2 out)
06:05				14 CHEN H Offensive Rebound
05:46				4 CHEN G 2 Pts paint missed (2 Out)
05:43	11 DOR OIA Defensive Rebound			
05:40				13 LI P Personal foul
05:40	9 ROZENBERG R Foul On			
05:40				13 LI P Player OUT ---->>
05:40				15 CHEN Q Player IN <<----
05:40				4 CHEN G Player OUT ---->>
05:40				8 DING H Player IN <<----
05:40	9 ROZENBERG R Free Throw made (1 In)	27-12	+15	
05:40	9 ROZENBERG R Free Throw made (1 In)	28-12	+16	
05:21				15 CHEN Q Turnover
05:21	11 DOR OIA Steal			
05:18	8 MEISHAR D 2 Pts paint missed (2 Out)			
05:16				15 CHEN Q Defensive Rebound
05:09				11 QU H Turnover
05:09				Time out
05:09	9 ROZENBERG R Player OUT ---->>			
05:09	7 FURMAN R Player IN <<----			
05:09	8 MEISHAR D Player OUT ---->>			
05:09	5 DROR L Player IN <<----			
05:09	15 DRAI D Player OUT ---->>			
05:09	10 LEHRMAN A Player IN <<----			
05:09				5 HUANG X Player IN <<----
05:09				6 YANG L Player OUT ---->>
04:50	12 HENDEL L 2-Pts made (2 In)	30-12	+18	
04:49	10 LEHRMAN A Assist			
04:31		30-14	+16	5 HUANG X 2-Pts made (2 In)
04:28				15 CHEN Q Assist



## PLAY BY PLAY

文字比分播报

ISR 36 vs 20 CHN

Attendance: 1024

Game Time	ISR - Israel	Score	Lead	CHN - China
04:21	5 DROR L Offensive foul			
04:21	5 DROR L Turnover			
04:19				8 DING H Foul On
04:16				8 DING H Steal
04:16				5 HUANG X Turnover
03:46	5 DROR L 2-Pts missed (2 out)			
03:43				5 HUANG X Defensive Rebound
03:27				8 DING H 2-Pts missed (2 out)
03:26	10 LEHRMAN A Defensive Rebound			
03:08	11 DOR OIA 2 Pts paint missed (2 Out)			
03:06	11 DOR OIA Offensive Rebound			
03:06	11 DOR OIA 2-Pts paint made (2 In)	32-14	+18	
02:48		32-16	+16	15 CHEN Q 2-Pts made (2 In)
02:44				14 CHEN H Assist
02:33	5 DROR L 2-Pts paint made (2 In)	34-16	+18	
02:30	10 LEHRMAN A Assist			
02:16				15 CHEN Q 2-Pts missed (2 out)
02:14	5 DROR L Defensive Rebound			
02:01	10 LEHRMAN A 2-Pts paint made (2 In)	36-16	+20	
01:46		36-18	+18	14 CHEN H 2-Pts made (2 In)
01:20	12 HENDEL L 2-Pts missed (2 out)			
01:19	11 DOR OIA Offensive Rebound			
01:14	11 DOR OIA 2-Pts missed (2 out)			
01:13				11 QU H Defensive Rebound
00:58		36-20	+16	5 HUANG X 2-Pts paint made (2 In)
00:57				14 CHEN H Assist
00:30	10 LEHRMAN A Turnover			
00:30				8 DING H Player OUT ---->>
00:30				4 CHEN G Player IN <<----
00:12				11 QU H 2 Pts paint missed (2 Out)
00:10	11 DOR OIA Defensive Rebound			
00:00	12 HENDEL L 3-Pts missed (3 Out)			
00:00				14 CHEN H Defensive Rebound



## PLAY BY PLAY

文字比分播报

ISR 80 vs 41 CHN

Attendance: 1024

		Q1		Q2		Q3		Q4	
Scoring by 5 min intervals:	ISR	9	18	28	36	44	56	65	80
	CHN	4	10	12	20	27	31	36	41

### FIRST QUARTER

#### Quarter Starters:

ISR 5 DROR L	7 FURMAN R	8 MEISHAR D	9 ROZENBERG R	12 HENDEL L
CHN 6 YANG L	8 DING H	11 QU H	13 LI P	14 CHEN H

Game Time	ISR - Israel	Score	Lead	CHN - China
10:00	5 DROR L Player IN <<----			
10:00	7 FURMAN R Player IN <<----			
10:00	8 MEISHAR D Player IN <<----			
10:00	9 ROZENBERG R Player IN <<----			
10:00	12 HENDEL L Player IN <<----			
10:00				6 YANG L Player IN <<----
10:00				8 DING H Player IN <<----
10:00				11 QU H Player IN <<----
10:00				13 LI P Player IN <<----
10:00				14 CHEN H Player IN <<----
10:00	5 DROR L Tap off lost			6 YANG L Tap off won
09:05				13 LI P 2-Pts missed (2 out)
08:58	Defensive Rebound			
08:48	8 MEISHAR D 2 Pts paint missed (2 Out)			
08:45				6 YANG L Defensive Rebound
08:33				14 CHEN H 2 Pts paint missed (2 Out)
08:30	5 DROR L Defensive Rebound			
08:16	5 DROR L 2 Pts paint missed (2 Out)			
08:15				8 DING H Defensive Rebound
08:07				8 DING H 2-Pts missed (2 out)
08:05	9 ROZENBERG R Defensive Rebound			
07:59	9 ROZENBERG R 2-Pts made (2 In)	2-0	+2	
07:58	8 MEISHAR D Assist			
07:48		2-2	0	6 YANG L 2-Pts paint made (2 In)
07:45				13 LI P Assist
07:41	5 DROR L Personal foul			
07:41				6 YANG L Foul On
07:31				6 YANG L Free Throw missed (1 Out)
07:23	5 DROR L Defensive Rebound			
07:22				6 YANG L Personal foul
07:22	5 DROR L Foul On			
07:20	12 HENDEL L 2 Pts paint missed (2 Out)			
07:18	8 MEISHAR D Offensive Rebound			
07:11	8 MEISHAR D 2-Pts paint made (2 In)	4-2	+2	



## PLAY BY PLAY

文字比分播报

ISR 80 vs 41 CHN

Attendance: 1024

Game Time	ISR - Israel	Score	Lead	CHN - China
07:08				8 DING H Personal foul
07:08	8 MEISHAR D Foul On			
07:03	8 MEISHAR D Free Throw made (1 In)	5-2	+3	
07:01				14 CHEN H Turnover
06:57	8 MEISHAR D 2 Pts paint missed (2 Out)			
06:55	8 MEISHAR D Offensive Rebound			
06:51	8 MEISHAR D 2-Pts paint made (2 In)	7-2	+5	
06:30				11 QU H Offensive foul
06:30				11 QU H Turnover
06:30	5 DROR L Foul On			
06:30	5 DROR L Steal			
06:11	5 DROR L 2-Pts missed (2 out)			
06:09				8 DING H Defensive Rebound
06:02				6 YANG L Turnover
05:47	8 MEISHAR D 2 Pts paint missed (2 Out)			
05:44				13 LI P Defensive Rebound
05:34		7-4	+3	11 QU H 2-Pts paint made (2 In)
05:32				8 DING H Assist
05:12	5 DROR L 2 Pts paint missed (2 Out)			
05:11	5 DROR L Offensive Rebound			
05:11	5 DROR L 2-Pts paint made (2 In)	9-4	+5	
05:09				Time out
05:09				14 CHEN H Player OUT ---->>
05:09				8 DING H Player OUT ---->>
05:09				4 CHEN G Player IN <<----
05:09				12 GUO Y Player IN <<----
04:47				13 LI P 2-Pts missed (2 out)
04:46	8 MEISHAR D Defensive Rebound			
04:38	9 ROZENBERG R 2 Pts paint missed (2 Out)			
04:37				4 CHEN G Defensive Rebound
04:37	8 MEISHAR D Personal foul			
04:37				4 CHEN G Foul On
04:22				11 QU H 2-Pts missed (2 out)
04:20	8 MEISHAR D Defensive Rebound			
04:10	5 DROR L 2-Pts paint made (2 In)	11-4	+7	
04:08	12 HENDEL L Assist			
03:53		11-6	+5	13 LI P 2-Pts paint made (2 In)
03:39				4 CHEN G Personal foul
03:39	8 MEISHAR D Foul On			
03:39	7 FURMAN R Player OUT ---->>			
03:39	15 DRAI D Player IN <<----			
03:23	12 HENDEL L 2-Pts paint made (2 In)	13-6	+7	



## PLAY BY PLAY

文字比分播报

ISR 80 vs 41 CHN

Attendance: 1024

Game Time	ISR - Israel	Score	Lead	CHN - China
03:22	5 DROR L Assist			
03:03		13-8	+5	11 QU H 2-Pts made (2 In)
02:48	9 ROZENBERG R 2-Pts paint made (2 In)	15-8	+7	
02:48				11 QU H Personal foul
02:48	9 ROZENBERG R Foul On			
02:48	9 ROZENBERG R Free Throw made (1 In)	16-8	+8	
02:34				6 YANG L 2-Pts missed (2 out)
02:33	8 MEISHAR D Defensive Rebound			
02:26	15 DRAI D Turnover			
02:13				11 QU H 2-Pts missed (2 out)
02:11	5 DROR L Defensive Rebound			
02:01	12 HENDEL L 2-Pts paint made (2 In)	18-8	+10	
01:43				4 CHEN G 2 Pts paint missed (2 Out)
01:41				11 QU H Offensive Rebound
01:34				6 YANG L 2-Pts missed (2 out)
01:32	5 DROR L Defensive Rebound			
01:18	8 MEISHAR D 2 Pts paint missed (2 Out)			
01:16	8 MEISHAR D Offensive Rebound			
01:16	8 MEISHAR D 2 Pts paint missed (2 Out)			
01:13				12 GUO Y Defensive Rebound
01:01				12 GUO Y 2 Pts paint missed (2 Out)
00:59	8 MEISHAR D Defensive Rebound			
00:59				6 YANG L Personal foul
00:59	9 ROZENBERG R Foul On			
00:59	9 ROZENBERG R Free Throw missed (1 Out)			
00:59	9 ROZENBERG R Free Throw missed (1 Out)			
00:55				4 CHEN G Defensive Rebound
00:38		18-10	+8	13 LI P 2-Pts paint made (2 In)
00:36				6 YANG L Assist
00:22	12 HENDEL L 2-Pts missed (2 out)			
00:20				12 GUO Y Defensive Rebound
00:00				6 YANG L 3-Pts missed (3 Out)

## SECOND QUARTER

### Quarter Starters:

ISR 5 DROR L                      8 MEISHAR D                      9 ROZENBERG R                      12 HENDEL L                      15 DRAI D  
CHN 6 YANG L                      12 GUO Y                      13 LI P                      11 QU H                      4 CHEN G

Game Time	ISR - Israel	Score	Lead	CHN - China
10:00	5 DROR L Player IN <<----			
10:00	8 MEISHAR D Player IN <<----			
10:00	9 ROZENBERG R Player IN <<----			
10:00	12 HENDEL L Player IN <<----			



## PLAY BY PLAY

文字比分播报

ISR 80 vs 41 CHN

Attendance: 1024

Game Time	ISR - Israel	Score	Lead	CHN - China
10:00	15 DRAI D Player IN <<-----			
10:00				6 YANG L Player IN <<-----
10:00				12 GUO Y Player IN <<-----
10:00				13 LI P Player IN <<-----
10:00				11 QU H Player IN <<-----
10:00				4 CHEN G Player IN <<-----
00:00	9 ROZENBERG R Tap off situation, throw-in			
09:45	8 MEISHAR D Turnover			
09:37				6 YANG L 2 Pts paint missed (2 Out)
09:36	5 DROR L Defensive Rebound			
09:25	9 ROZENBERG R 2-Pts made (2 In)	20-10	+10	
09:08		20-12	+8	4 CHEN G 2-Pts made (2 In)
09:05				13 LI P Assist
08:52	5 DROR L 2-Pts paint made (2 In)	22-12	+10	
08:52	9 ROZENBERG R Assist			
08:52				12 GUO Y Personal foul
08:52	5 DROR L Foul On			
08:52				12 GUO Y Player OUT ---->>
08:52				14 CHEN H Player IN <<-----
08:52	5 DROR L Free Throw missed (1 Out)			
08:52				Defensive Rebound
08:34				13 LI P 2-Pts missed (2 out)
08:33	8 MEISHAR D Defensive Rebound			
08:25				14 CHEN H Personal foul
08:25	8 MEISHAR D Foul On			
08:25	8 MEISHAR D Free Throw made (1 In)	23-12	+11	
08:25	8 MEISHAR D Free Throw made (1 In)	24-12	+12	
08:17				11 QU H Turnover
07:55	9 ROZENBERG R 2-Pts missed (2 out)			
07:53				6 YANG L Defensive Rebound
07:42				11 QU H Offensive foul
07:42				11 QU H Turnover
07:42	9 ROZENBERG R Foul On			
07:42	9 ROZENBERG R Steal			
07:27	5 DROR L 2-Pts made (2 In)	26-12	+14	
07:25	9 ROZENBERG R Assist			
07:06	15 DRAI D Personal foul			
07:06				6 YANG L Foul On
07:06	5 DROR L Player OUT ---->>			
07:06	11 DOR OIA Player IN <<-----			
07:06				6 YANG L Free Throw missed (1 Out)
07:05				6 YANG L Free Throw missed (1 Out)



## PLAY BY PLAY

文字比分播报

ISR 80 vs 41 CHN

Attendance: 1024

Game Time	ISR - Israel	Score	Lead	CHN - China
06:59	11 DOR OIA Defensive Rebound			
06:42	11 DOR OIA 2-Pts missed (2 out)			
06:39	9 ROZENBERG R Offensive Rebound			
06:36	9 ROZENBERG R 2-Pts missed (2 out)			
06:34				13 LI P Defensive Rebound
06:31	11 DOR OIA Steal			
06:31				4 CHEN G Turnover
06:31				13 LI P Personal foul
06:31	11 DOR OIA Foul On			
06:31	11 DOR OIA Free Throw missed (1 Out)			
06:30	11 DOR OIA Free Throw missed (1 Out)			
06:27				4 CHEN G Defensive Rebound
06:08				13 LI P 2-Pts missed (2 out)
06:05				14 CHEN H Offensive Rebound
05:46				4 CHEN G 2 Pts paint missed (2 Out)
05:43	11 DOR OIA Defensive Rebound			
05:40				13 LI P Personal foul
05:40	9 ROZENBERG R Foul On			
05:40				13 LI P Player OUT ---->>
05:40				15 CHEN Q Player IN <<----
05:40				4 CHEN G Player OUT ---->>
05:40				8 DING H Player IN <<----
05:40	9 ROZENBERG R Free Throw made (1 In)	27-12	+15	
05:40	9 ROZENBERG R Free Throw made (1 In)	28-12	+16	
05:21				15 CHEN Q Turnover
05:21	11 DOR OIA Steal			
05:18	8 MEISHAR D 2 Pts paint missed (2 Out)			
05:16				15 CHEN Q Defensive Rebound
05:09				11 QU H Turnover
05:09				Time out
05:09	9 ROZENBERG R Player OUT ---->>			
05:09	7 FURMAN R Player IN <<----			
05:09	8 MEISHAR D Player OUT ---->>			
05:09	5 DROR L Player IN <<----			
05:09	15 DRAI D Player OUT ---->>			
05:09	10 LEHRMAN A Player IN <<----			
05:09				5 HUANG X Player IN <<----
05:09				6 YANG L Player OUT ---->>
04:50	12 HENDEL L 2-Pts made (2 In)	30-12	+18	
04:49	10 LEHRMAN A Assist			
04:31		30-14	+16	5 HUANG X 2-Pts made (2 In)
04:28				15 CHEN Q Assist





## PLAY BY PLAY

文字比分播报

ISR 80 vs 41 CHN

Attendance: 1024

Game Time	ISR - Israel	Score	Lead	CHN - China
04:21	5 DROR L Offensive foul			
04:21	5 DROR L Turnover			
04:19				8 DING H Foul On
04:16				8 DING H Steal
04:16				5 HUANG X Turnover
03:46	5 DROR L 2-Pts missed (2 out)			
03:43				5 HUANG X Defensive Rebound
03:27				8 DING H 2-Pts missed (2 out)
03:26	10 LEHRMAN A Defensive Rebound			
03:08	11 DOR OIA 2 Pts paint missed (2 Out)			
03:06	11 DOR OIA Offensive Rebound			
03:06	11 DOR OIA 2-Pts paint made (2 In)	32-14	+18	
02:48		32-16	+16	15 CHEN Q 2-Pts made (2 In)
02:44				14 CHEN H Assist
02:33	5 DROR L 2-Pts paint made (2 In)	34-16	+18	
02:30	10 LEHRMAN A Assist			
02:16				15 CHEN Q 2-Pts missed (2 out)
02:14	5 DROR L Defensive Rebound			
02:01	10 LEHRMAN A 2-Pts paint made (2 In)	36-16	+20	
01:46		36-18	+18	14 CHEN H 2-Pts made (2 In)
01:20	12 HENDEL L 2-Pts missed (2 out)			
01:19	11 DOR OIA Offensive Rebound			
01:14	11 DOR OIA 2-Pts missed (2 out)			
01:13				11 QU H Defensive Rebound
00:58		36-20	+16	5 HUANG X 2-Pts paint made (2 In)
00:57				14 CHEN H Assist
00:30	10 LEHRMAN A Turnover			
00:30				8 DING H Player OUT ---->>
00:30				4 CHEN G Player IN <<----
00:12				11 QU H 2 Pts paint missed (2 Out)
00:10	11 DOR OIA Defensive Rebound			
00:00	12 HENDEL L 3-Pts missed (3 Out)			
00:00				14 CHEN H Defensive Rebound

### THIRD QUARTER

#### Quarter Starters:

ISR 6 OTTOLENGHI A      8 MEISHAR D      10 LEHRMAN A      12 HENDEL L      14 PHILIPPS R  
CHN 4 CHEN G      14 CHEN H      15 CHEN Q      5 HUANG X      11 QU H

Game Time	ISR - Israel	Score	Lead	CHN - China
10:00	6 OTTOLENGHI A Player IN <<----			
10:00	8 MEISHAR D Player IN <<----			
10:00	10 LEHRMAN A Player IN <<----			



## PLAY BY PLAY

文字比分播报

ISR 80 vs 41 CHN

Attendance: 1024

Game Time	ISR - Israel	Score	Lead	CHN - China
10:00	12 HENDEL L Player IN <<----			
10:00	14 PHILIPPS R Player IN <<----			
10:00				4 CHEN G Player IN <<----
10:00				14 CHEN H Player IN <<----
10:00				15 CHEN Q Player IN <<----
10:00				5 HUANG X Player IN <<----
10:00				11 QU H Player IN <<----
00:18				15 CHEN Q Tap off situation, throw-in
09:48				11 QU H 2-Pts missed (2 out)
09:46	14 PHILIPPS R Defensive Rebound			
09:33	6 OTTOLENGHI A 2 Pts paint missed (2 Out)			
09:32	8 MEISHAR D Offensive Rebound			
09:29	8 MEISHAR D 2-Pts paint made (2 In)	38-20	+18	
09:14		38-22	+16	5 HUANG X 2-Pts paint made (2 In)
09:14	8 MEISHAR D Personal foul			
09:14	8 MEISHAR D Foul On			
09:14				5 HUANG X Foul On
09:14		38-23	+15	5 HUANG X Free Throw made (1 In)
08:56	8 MEISHAR D 2 Pts paint missed (2 Out)			
08:54				4 CHEN G Defensive Rebound
08:31				5 HUANG X 2-Pts missed (2 out)
08:26	14 PHILIPPS R Defensive Rebound			
08:22	6 OTTOLENGHI A 2-Pts made (2 In)	40-23	+17	
08:03				5 HUANG X 2-Pts missed (2 out)
08:01	8 MEISHAR D Defensive Rebound			
07:56	8 MEISHAR D Turnover			
07:56				15 CHEN Q Player OUT ---->>
07:56				13 LI P Player IN <<----
07:42				5 HUANG X 2-Pts missed (2 out)
07:40	14 PHILIPPS R Defensive Rebound			
07:25	8 MEISHAR D 2-Pts missed (2 out)			
07:23				4 CHEN G Defensive Rebound
07:13				5 HUANG X Turnover
06:56	8 MEISHAR D 2-Pts paint made (2 In)	42-23	+19	
06:53	6 OTTOLENGHI A Assist			
06:33		42-25	+17	4 CHEN G 2-Pts made (2 In)
06:29				13 LI P Assist
06:23	6 OTTOLENGHI A Turnover			
06:09				11 QU H 2 Pts paint missed (2 Out)
06:07	12 HENDEL L Defensive Rebound			
05:49	6 OTTOLENGHI A 2-Pts paint made (2 In)	44-25	+19	
05:47	8 MEISHAR D Assist			



## PLAY BY PLAY

文字比分播报

ISR 80 vs 41 CHN

Attendance: 1024

Game Time	ISR - Israel	Score	Lead	CHN - China
05:22		44-27	+17	5 HUANG X 2-Pts paint made (2 In)
05:20				13 LI P Assist
04:57	8 MEISHAR D 2-Pts paint made (2 In)	46-27	+19	
04:55	6 OTTOLENGHI A Assist			
04:36				14 CHEN H 2-Pts missed (2 out)
04:35	8 MEISHAR D Defensive Rebound			
04:23	8 MEISHAR D 2 Pts paint missed (2 Out)			
04:21				5 HUANG X Defensive Rebound
04:12				5 HUANG X Turnover
04:12	14 PHILIPPS R Steal			
04:08				13 LI P Personal foul
04:08	8 MEISHAR D Foul On			
03:57	14 PHILIPPS R 2-Pts paint made (2 In)	48-27	+21	
03:55	12 HENDEL L Assist			
03:45	8 MEISHAR D Personal foul			
03:45				5 HUANG X Foul On
03:45	Time out			
03:45	8 MEISHAR D Player OUT ---->>			
03:45	10 LEHRMAN A Player OUT ---->>			
03:45	12 HENDEL L Player OUT ---->>			
03:45	5 DROR L Player IN <<----			
03:45	7 FURMAN R Player IN <<----			
03:45	9 ROZENBERG R Player IN <<----			
03:38				5 HUANG X 3-Pts missed (3 Out)
03:32				13 LI P Offensive Rebound
03:30				13 LI P Turnover
03:30	14 PHILIPPS R Steal			
03:20	6 OTTOLENGHI A 2-Pts missed (2 out)			
03:18				5 HUANG X Defensive Rebound
03:08				14 CHEN H 2-Pts missed (2 out)
03:02	14 PHILIPPS R Defensive Rebound			
02:48	9 ROZENBERG R 2-Pts made (2 In)	50-27	+23	
02:45	5 DROR L Assist			
02:34				14 CHEN H 2 Pts paint missed (2 Out)
02:32	9 ROZENBERG R Defensive Rebound			
02:16	5 DROR L 2-Pts paint made (2 In)	52-27	+25	
02:13	14 PHILIPPS R Assist			
02:00		52-29	+23	5 HUANG X 2-Pts paint made (2 In)
01:58				13 LI P Assist
01:36	9 ROZENBERG R 2-Pts missed (2 out)			
01:34				4 CHEN G Defensive Rebound
01:14		52-31	+21	5 HUANG X 2-Pts made (2 In)



## PLAY BY PLAY

文字比分播报

ISR 80 vs 41 CHN

Attendance: 1024

Game Time	ISR - Israel	Score	Lead	CHN - China
00:53	5 DROR L 2-Pts paint made (2 In)	54-31	+23	
00:52	6 OTTOLENGHI A Assist			
00:33				5 HUANG X 2-Pts missed (2 out)
00:31	14 PHILIPPS R Defensive Rebound			
00:16	5 DROR L 2-Pts made (2 In)	56-31	+25	
00:14	6 OTTOLENGHI A Assist			
00:00				4 CHEN G 2-Pts missed (2 out)
00:00	14 PHILIPPS R Defensive Rebound			

## FOURTH QUARTER

### Quarter Starters:

ISR

CHN

Game Time	ISR - Israel	Score	Lead	CHN - China
10:00	4 SAR TOV E Player IN <<----			
10:00	7 FURMAN R Player IN <<----			
10:00	8 MEISHAR D Player IN <<----			
10:00	9 ROZENBERG R Player IN <<----			
10:00	12 HENDEL L Player IN <<----			
10:00				5 HUANG X Player IN <<-----
10:00				12 GUO Y Player IN <<-----
10:00				4 CHEN G Player IN <<-----
10:00				13 LI P Player IN <<-----
10:00				14 CHEN H Player IN <<-----
00:00	12 HENDEL L Tap off situation, throw-in			
09:45	9 ROZENBERG R 2-Pts made (2 In)	58-31	+27	
09:32				12 GUO Y Turnover
09:11	9 ROZENBERG R 2 Pts paint missed (2 Out)			
09:10				5 HUANG X Defensive Rebound
09:05				12 GUO Y Fast Break
09:03		58-33	+25	12 GUO Y 2-Pts paint made (2 In)
08:41	8 MEISHAR D 2-Pts paint made (2 In)	60-33	+27	
07:16	4 SAR TOV E Steal			
07:16				14 CHEN H Turnover
08:25				4 CHEN G Offensive foul
08:25	4 SAR TOV E Foul On			
07:56	9 ROZENBERG R 2-Pts made (2 In)	62-33	+29	
07:45				4 CHEN G Fast Break
07:43		62-35	+27	4 CHEN G 2-Pts paint made (2 In)
07:42				12 GUO Y Assist
07:33	8 MEISHAR D Turnover			
07:16				13 LI P Turnover



## PLAY BY PLAY

文字比分播报

ISR 80 vs 41 CHN

Attendance: 1024

Game Time	ISR - Israel	Score	Lead	CHN - China
07:00	9 ROZENBERG R Turnover			
07:00				5 HUANG X Steal
06:54	4 SAR TOV E Personal foul			
06:54				5 HUANG X Foul On
06:46	4 SAR TOV E Personal foul			
06:46				4 CHEN G Foul On
06:46		62-36	+26	4 CHEN G Free Throw made (1 In)
06:45				4 CHEN G Free Throw missed (1 Out)
06:44	4 SAR TOV E Defensive Rebound			
06:32	9 ROZENBERG R 2-Pts made (2 In)	64-36	+28	
06:11				12 GUO Y 2-Pts missed (2 out)
06:11	Defensive Rebound			
05:58				14 CHEN H Personal foul
05:58	4 SAR TOV E Foul On			
05:58				Time out
05:58	8 MEISHAR D Player OUT ---->>			
05:58	14 PHILIPPS R Player IN <<----			
05:58	4 SAR TOV E Free Throw missed (1 Out)			
05:58	4 SAR TOV E Free Throw made (1 In)	65-36	+29	
05:36				12 GUO Y 2 Pts paint missed (2 Out)
05:35	7 FURMAN R Defensive Rebound			
05:24	4 SAR TOV E 2 Pts paint missed (2 Out)			
05:21				4 CHEN G Defensive Rebound
05:15	9 ROZENBERG R Personal foul			
05:15				13 LI P Foul On
05:15	4 SAR TOV E Player OUT ---->>			
05:15	7 FURMAN R Player OUT ---->>			
05:15	11 DOR OIA Player IN <<----			
05:15	15 DRAI D Player IN <<----			
05:09				12 GUO Y Turnover
04:50	9 ROZENBERG R 2-Pts paint made (2 In)	67-36	+31	
04:49	12 HENDEL L Assist			
04:31				12 GUO Y 2 Pts paint missed (2 Out)
04:29				13 LI P Offensive Rebound
04:25				14 CHEN H 2 Pts paint missed (2 Out)
04:25	14 PHILIPPS R Blocked Shot			
04:25	Defensive Rebound			
04:25				12 GUO Y Player OUT ---->>
04:25				11 QU H Player IN <<----
04:25	9 ROZENBERG R Player OUT ---->>			
04:25	12 HENDEL L Player OUT ---->>			
04:25	10 LEHRMAN A Player IN <<----			



## PLAY BY PLAY

文字比分播报

ISR 80 vs 41 CHN

Attendance: 1024

Game Time	ISR - Israel	Score	Lead	CHN - China
04:25	13 HAIM SR Player IN <<----			
04:03	14 PHILIPPS R 2-Pts missed (2 out)			
04:00				4 CHEN G Defensive Rebound
03:49		67-38	+29	4 CHEN G 2-Pts paint made (2 In)
03:49	14 PHILIPPS R Personal foul			
03:49				4 CHEN G Foul On
03:49		67-39	+28	4 CHEN G Free Throw made (1 In)
03:33	14 PHILIPPS R 2-Pts paint made (2 In)	69-39	+30	
03:32	10 LEHRMAN A Assist			
03:16	11 DOR OIA Steal			
03:16				4 CHEN G Turnover
03:16	11 DOR OIA 2-Pts paint made (2 In)	71-39	+32	
03:16				4 CHEN G Unsportmanlike foul
03:16	11 DOR OIA Foul On			
03:16	11 DOR OIA Free Throw made (1 In)	72-39	+33	
03:00	11 DOR OIA 2-Pts paint made (2 In)	74-39	+35	
02:57	14 PHILIPPS R Assist			
02:38	13 HAIM SR Personal foul			
02:38				5 HUANG X Foul On
02:38				Time out
02:38		74-40	+34	5 HUANG X Free Throw made (1 In)
02:38		74-41	+33	5 HUANG X Free Throw made (1 In)
02:30	10 LEHRMAN A Turnover			
02:30				14 CHEN H Steal
02:22				4 CHEN G 2-Pts missed (2 out)
02:18	14 PHILIPPS R Defensive Rebound			
02:08	10 LEHRMAN A 2-Pts missed (2 out)			
02:06				5 HUANG X Defensive Rebound
01:52				5 HUANG X 2-Pts missed (2 out)
01:51	11 DOR OIA Defensive Rebound			
01:39	14 PHILIPPS R 2-Pts paint made (2 In)	76-41	+35	
01:39	10 LEHRMAN A Assist			
01:30	14 PHILIPPS R Steal			
01:30				14 CHEN H Turnover
01:25	15 DRAI D 2-Pts missed (2 out)			
01:23				5 HUANG X Defensive Rebound
01:18				5 HUANG X Turnover
01:07	10 LEHRMAN A 2-Pts made (2 In)	78-41	+37	
00:53				14 CHEN H 2 Pts paint missed (2 Out)
00:50	14 PHILIPPS R Defensive Rebound			
00:46	13 HAIM SR 2-Pts paint made (2 In)	80-41	+39	
00:46	10 LEHRMAN A Assist			



## PLAY BY PLAY

文字比分播报

ISR 80 vs 41 CHN

Attendance: 1024

Game Time	ISR - Israel	Score	Lead	CHN - China
00:34				5 HUANG X Turnover
00:34	10 LEHRMAN A Steal			
00:21	14 PHILIPPS R 2-Pts missed (2 out)			
00:21				4 CHEN G Defensive Rebound
00:05				4 CHEN G Turnover
00:05	11 DOR OIA Steal			
00:03	11 DOR OIA Offensive foul			
00:03	11 DOR OIA Turnover			
00:03				14 CHEN H Foul On
00:03				14 CHEN H Steal
00:00				4 CHEN G 3-Pts missed (3 Out)



## RESULTS

比赛成绩

### ISR 36 vs 20 CHN

Attendance: 1024

Referee: GAUTHIER Sebastien (CAN)

Commissioner: de KNOCK Luc D H M (BEL)

Umpires: PURSGLOVE Ian Robert (GBR); KINDERVATER Max (GER)

Classifier: MACKAY Kenneth (GBR)

		Q1		Q2	
Scoring by 5 min intervals:	ISR	9	18	28	36
	CHN	4	10	12	20

#### ISR - ISRAEL

No.	Name	Sport Class	MIN	Field Goals		2 Points		3 Points		Free Throws		Rebounds			AS	TO	ST	BS	PF	FO	PTS	
				M/A	%	M/A	%	M/A	%	M/A	%	OR	DR	TOT								
*5	DROR Lior	4.5	18:03	5/9	56	5/9	56			0/1	0	1	6	7	1	1	1		2	3	10	
*7	FURMAN Ron	1.0	11:30																		0	
*8	MEISHAR Dotan	4.0	14:51	2/8	25	2/8	25			3/3	100	3	5	8	1	1			1	3	7	
*9	ROZENBERG Roei	2.5	14:51	3/6	50	3/6	50			3/5	60	1	1	2	2		1			4	9	
*12	HENDEL Liran	2.0	20:00	3/7	43	3/6	50	0/1	0						1						6	
4	SAR TOV Eyal	4.5	00:00																		0	
6	OTTOLENGHI Ariel	2.0	00:00																		0	
10	LEHRMAN Avraham	2.0	05:09	1/1	100	1/1	100						1	1	2	1					2	
11	DOR Oon Igal Allon	4.5	07:06	1/4	25	1/4	25			0/2	0	2	3	5			2			1	2	
13	HAIM Shay-Refael	2.0	00:00																		0	
14	PHILIPPS Rotem (C)	4.0	00:00																		0	
15	DRAI David	1.0	08:30													1				1	0	
Team/Coach																						
<b>Totals</b>				15/35	43	15/34	44	0/1	0	6/11	55	7	17	24	7	4	4			4	11	36
<b>Coach</b>		PINTO Ari																				
<b>Assistant Coach</b>		KLEIN Benyamin									ZAIDE Michael											

#### CHN - CHINA

No.	Name	Sport Class	MIN	Field Goals		2 Points		3 Points		Free Throws		Rebounds			AS	TO	ST	BS	PF	FO	PTS	
				M/A	%	M/A	%	M/A	%	M/A	%	OR	DR	TOT								
*6	YANG Lei	3.5	14:51	1/5	20	1/4	25	0/1	0	0/3	0		2	2	1	1			2	2	2	
*8	DING Hai	4.5	10:01	0/2	0	0/2	0						2	2	1		1		1	1	0	
*11	QU Huanjian	2.0	20:00	2/5	40	2/5	40					1	1	2		4			3		4	
*13	LI Pengcheng	2.0	14:20	2/6	33	2/6	33						2	2	2				2		4	
*14	CHEN Haijiang	2.0	13:43	1/2	50	1/2	50					1	1	2	2	1			1		2	
4	CHEN Guojun	4.0	09:59	1/3	33	1/3	33						3	3		1			1	1	2	
5	HUANG Xunan	4.0	05:09	2/2	100	2/2	100						1	1		1					4	
7	ZHANG Lei	4.5	00:00																		0	
9	XU Hang	2.5	00:00																		0	
10	LIN Yinhai	3.5	00:00																		0	
12	GUO Yandong	2.0	06:17	0/1	0	0/1	0						2	2					1		0	
15	CHEN Qi (C)	1.5	05:40	1/2	50	1/2	50						1	1	1	1					2	
Team/Coach																						
<b>Totals</b>				10/28	36	10/27	37	0/1	0	0/3	0	2	16	18	7	9	1			11	4	20
<b>Coach</b>		XU Yuansheng																				
<b>Assistant Coach</b>		ZHAI Yongjun																				

	ISR	CHN
Points from Turnovers	4	0
Points in the Paint	22	10
Second Chance Points	8	0
Fast Break Points	0	0

	ISR	CHN
Biggest Lead	20	0
Biggest Scoring Run	10-0(30-12)	4-0(36-20)
Lead Changes	1	
Times Tied	1	

#### Legend:

%	Shooting Percentage	(C)	Captain	*	Starters	AS	Assists
BS	Blocked Shots	DR	Defensive Rebounds	FO	Fouls On	M/A	Made/Attempts
MIN	Minutes Played	OR	Offensive Rebounds	PF	Fouls	PTS	Points
Qx	Quarter Time	ST	Steals	TO	Turnovers	TOT	Total Rebounds





## RESULTS

比赛成绩

### ISR 80 vs 41 CHN

Attendance: 1024

Referee: GAUTHIER Sebastien (CAN)

Commissioner: de KNOCK Luc D H M (BEL)

Umpires: PURSGLOVE Ian Robert (GBR); KINDERVATER Max (GER)

Classifier: MACKAY Kenneth (GBR)

		Q1		Q2		Q3		Q4	
Scoring by 5 min intervals:	ISR	9	18	28	36	44	56	65	80
	CHN	4	10	12	20	27	31	36	41

#### ISR - ISRAEL

No.	Name	Sport Class	MIN	Field Goals		2 Points		3 Points		Free Throws		Rebounds			AS	TO	ST	BS	PF	FO	PTS
				M/A	%	M/A	%	M/A	%	M/A	%	OR	DR	TOT							
*5	DROR Lior	4.5	21:48	8/12	67	8/12	67			0/1	0	1	6	7	2	1	1		2	3	16
*7	FURMAN Ron	1.0	20:00										1	1							0
*8	MEISHAR Dotan	4.0	25:08	6/15	40	6/15	40			3/3	100	4	7	11	2	3		3	5	15	
*9	ROZENBERG Roei	2.5	24:11	8/13	62	8/13	62			3/5	60	1	2	3	2	1	1		1	4	19
*12	HENDEL Liran	2.0	31:50	3/7	43	3/6	50	0/1	0				1	1	3						6
4	SAR TOV Eyal	4.5	04:45	0/1	0	0/1	0			1/2	50		1	1			1		2	2	1
6	OTTOLENGHI Ariel	2.0	10:00	2/4	50	2/4	50								4	1					4
10	LEHRMAN Avraham	2.0	15:49	2/3	67	2/3	67						1	1	5	2	1				4
11	DOR Oon Igal Allon	4.5	12:21	3/6	50	3/6	50			1/3	33	2	4	6		1	4		1	2	7
13	HAIM Shay-Refael	2.0	04:25	1/1	100	1/1	100												1		2
14	PHILIPPS Rotem (C)	4.0	15:58	3/5	60	3/5	60						8	8	2		3	1	1		6
15	DRAI David	1.0	13:45	0/1	0	0/1	0									1			1		0
Team/Coach																					
<b>Totals</b>				36/68	53	36/67	54	0/1	0	8/14	57	8	34	42	20	10	11	1	12	16	80
<b>Coach</b>		PINTO Ari																			
<b>Assistant Coach</b>		KLEIN Benyamin										ZAIDE Michael									

#### CHN - CHINA

No.	Name	Sport Class	MIN	Field Goals		2 Points		3 Points		Free Throws		Rebounds			AS	TO	ST	BS	PF	FO	PTS	
				M/A	%	M/A	%	M/A	%	M/A	%	OR	DR	TOT								
*6	YANG Lei	3.5	14:51	1/5	20	1/4	25	0/1	0	0/3	0		2	2	1	1			2	2	2	
*8	DING Hai	4.5	10:01	0/2	0	0/2	0						2	2	1	1			1	1	0	
*11	QU Huanjian	2.0	34:25	2/7	29	2/7	29					1	1	2		4			3		4	
*13	LI Pengcheng	2.0	32:16	2/6	33	2/6	33					2	2	4	5	2			3	1	4	
*14	CHEN Haijiang	2.0	33:43	1/7	14	1/7	14					1	1	2	2	3	2		2	1	2	
4	CHEN Guojun	4.0	29:59	4/9	44	4/8	50	0/1	0	2/3	67		9	9		3			3	3	10	
5	HUANG Xunan	4.0	25:09	6/12	50	6/11	55	0/1	0	3/3	100		6	6		5	1			4	15	
7	ZHANG Lei	4.5	00:00																		0	
9	XU Hang	2.5	00:00																		0	
10	LIN Yinhai	3.5	00:00																		0	
12	GUO Yandong	2.0	11:52	1/5	20	1/5	20						2	2	1	2			1		2	
15	CHEN Qi (C)	1.5	07:44	1/2	50	1/2	50						1	1	1	1					2	
Team/Coach																						
<b>Totals</b>				18/55	33	18/52	35	0/3	0	5/9	56	4	27	31	11	21	4			15	12	41
<b>Coach</b>		XU Yuansheng																				
<b>Assistant Coach</b>		ZHAI Yongjun																				

	ISR	CHN
Points from Turnovers	14	1
Points in the Paint	50	22
Second Chance Points	10	0
Fast Break Points	0	4

	ISR	CHN
Biggest Lead	39	0
Biggest Scoring Run	10-0(30-12)	4-0(36-20)
Lead Changes	1	
Times Tied	1	

#### Legend:

%	Shooting Percentage	(C)	Captain	*	Starters	AS	Assists
BS	Blocked Shots	DR	Defensive Rebounds	FO	Fouls On	M/A	Made/Attempts
MIN	Minutes Played	OR	Offensive Rebounds	OTx	Overtime	PF	Fouls
PTS	Points	Qx	Quarter Time	ST	Steals	TO	Turnovers
TOT	Total Rebounds						



## START LIST

首发名单

### GBR - AUS

**Referee:** WALLAART Edwin Frank (NED)  
**Umpires:** GOMEZ RUF Antonia (ESP); PAVLOPOULOS Adrianos (GRE)

**Commissioner:** COSSAER Dirk Lodewijk M (BEL)  
**Classifier:** DINH Trien Tan (FRA)

#### GBR - Great Britain

No.	Name	Pos	Age	Sport Class	Current Games Statistics						
					PPG	FG%	3FG%	FT%	RPG	APG	MPG (GP)
4	BESTWICK Joseph	F	23	4.5	9.0	44		33	5.0	1.0	21:39 (1)
5	BROWN Simon	G	22	2.0	0.0						10:13 (1)
6	HAYES Kevin	G	44	1.0	0.0	0					09:42 (1)
7	BYWATER Terence	F	25	4.5	8.0	50	0		7.0	1.0	19:10 (1)
8	MUNN Simon	F	40	4.0	19.0	64		100	11.0	1.0	18:49 (1)
9	POLLOCK Jon (C)	G	31	2.5	14.0	45	0	100	1.0	3.0	21:02 (1)
10	JAMA Abdillah	G	25	1.0	0.0				1.0		14:42 (1)
11	BYRNE Matthew	G	33	1.5	4.0	67					16:25 (1)
12	BLAKE Andrew	F	36	2.5	2.0	50			4.0		20:22 (1)
13	FINBOW Peter	G	33	2.0	2.0	33			3.0	2.0	16:14 (1)
14	HALL Jonathan	G	26	3.0	17.0	54	67	50	3.0	1.0	14:25 (1)
15	OROGBEMI Ade	G	30	2.5	6.0	40	0	25	1.0	4.0	17:17 (1)
Team			30.7		81.0	49	25	50	36.0	13.0	
<b>Coach</b>		TRESIEDER Bernard Murray									
<b>Assistant Coach</b>		BHANIA Haj Singh					THOMAS Sinclair Richford				

GBR Played		
PR	CHN	81-34
PR	USA	09 SEP
PR	BRA	10 SEP
PR	ISR	11 SEP

#### AUS - Australia

No.	Name	Pos	Age	Sport Class	Current Games Statistics						
					PPG	FG%	3FG%	FT%	RPG	APG	MPG (GP)
4	EVESON Justin	F	28	4.5	39.0	62	0	64	14.0	8.0	38:08 (1)
5	SACHS Troy	C	32	4.5	4.0	33		100	1.0		11:08 (1)
6	STIBNERS Brett	F	29	4.0	6.0	75	0		1.0		06:52 (1)
7	NORRIS Shaun	F/G	23	3.0	16.0	39	0	50	7.0	2.0	33:34 (1)
8	HARTNETT Michael	G	26	1.0	0.0	0			1.0	1.0	27:15 (1)
9	KNOWLES Tristan	F	25	4.0	0.0	0					01:52 (1)
10	KING Adrian	F	36	2.0	0.0					2.0	06:26 (1)
11	SIMMONS Tige	G	31	1.0	0.0						07:03 (1)
12	MIZENS Grant	G	31	2.0	0.0				1.0		06:54 (1)
13	ALCOTT Dylan	G	17	1.0	0.0	0					07:23 (1)
14	DOWLER Brendan	G	40	1.0	0.0	0			2.0		31:47 (1)
15	NESS Brad (C)	C	33	4.5	8.0	43		50	5.0	1.0	22:22 (1)
Team			29.3		73.0	48	0	62	32.0	14.0	
<b>Coach</b>		ETTRIDGE Benjamin James									
<b>Assistant Coach</b>		FRIDAY Craig Anthony									

AUS Played		
PR	BRA	73-72
PR	CHN	09 SEP
PR	ISR	10 SEP
PR	USA	11 SEP

**Legend:**

3FG%	3 Field Goals %	APG	Assists per Game	C	Centre	F	Forward
FG%	Field Goals %	FT%	Free Throws %	G	Guard	GP	Games Played
MPG	Minutes Played per Game	Pos	Playing Position	PPG	Points per Game	PR	Preliminary Round
RPG	Rebounds per Game						



## PLAY BY PLAY

文字比分播报

GBR 23 vs 40 AUS

Attendance: 8580

		Q1		Q2	
Scoring by 5 min intervals:	GBR	5	19	21	23
	AUS	12	19	30	40

### FIRST QUARTER

#### Quarter Starters:

GBR 7 BYWATER T	8 MUNN S	9 POLLOCK J	10 JAMA A	13 FINBOW P
AUS 4 EVESON J	7 NORRIS S	8 HARTNETT M	14 DOWLER B	15 NESS B

Game Time	GBR - Great Britain	Score	Lead	AUS - Australia
10:00	7 BYWATER T Player IN <<-----			
10:00	8 MUNN S Player IN <<-----			
10:00	9 POLLOCK J Player IN <<-----			
10:00	10 JAMA A Player IN <<-----			
10:00	13 FINBOW P Player IN <<-----			
10:00				4 EVESON J Player IN <<-----
10:00				7 NORRIS S Player IN <<-----
10:00				8 HARTNETT M Player IN <<-----
10:00				14 DOWLER B Player IN <<-----
10:00				15 NESS B Player IN <<-----
10:00	8 MUNN S Tap off won			15 NESS B Tap off lost
09:38	7 BYWATER T Personal foul			
09:38				14 DOWLER B Foul On
09:20		0-2	-2	4 EVESON J 2-Pts made (2 In)
09:18				4 EVESON J Personal foul
09:18	8 MUNN S Foul On			
09:05	9 POLLOCK J 3-Pts missed (3 Out)			
09:05				Defensive Rebound
08:53				7 NORRIS S 2 Pts paint missed (2 Out)
08:50	8 MUNN S Defensive Rebound			
08:34	7 BYWATER T 2-Pts missed (2 out)			
08:31				15 NESS B Defensive Rebound
08:23		0-4	-4	4 EVESON J 2-Pts paint made (2 In)
08:21				7 NORRIS S Assist
08:11	8 MUNN S Turnover			
08:11				15 NESS B Steal
08:08		0-6	-6	7 NORRIS S 2-Pts made (2 In)
08:08				15 NESS B Assist
07:58	10 JAMA A Offensive foul			
07:58	10 JAMA A Turnover			
07:58				14 DOWLER B Foul On
07:41		0-8	-8	4 EVESON J 2-Pts paint made (2 In)
07:41				7 NORRIS S Assist
07:41	Time out			



## PLAY BY PLAY

文字比分播报

GBR 23 vs 40 AUS

Attendance: 8580

Game Time	GBR - Great Britain	Score	Lead	AUS - Australia
07:13	13 FINBOW P 2-Pts paint made (2 In)	2-8	-6	
06:53				14 DOWLER B 2-Pts missed (2 out)
06:51	13 FINBOW P Defensive Rebound			
06:34				14 DOWLER B Personal foul
06:34	10 JAMA A Foul On			
06:34	10 JAMA A Free Throw missed (1 Out)			
06:34	10 JAMA A Free Throw made (1 In)	3-8	-5	
06:34				14 DOWLER B Personal foul
06:34	10 JAMA A Foul On			
06:21	10 JAMA A 2-Pts made (2 In)	5-8	-3	
06:17	9 POLLOCK J Personal foul			
06:17				14 DOWLER B Foul On
06:13	7 BYWATER T Personal foul			
06:13				7 NORRIS S Foul On
06:13	4 BESTWICK J Player IN <<----			
06:13	7 BYWATER T Player OUT ---->>			
06:01				15 NESS B Turnover
05:34	Turnover			
05:34				13 ALCOTT D Player IN <<----
05:34				14 DOWLER B Player OUT ---->>
05:23		5-10	-5	7 NORRIS S 2-Pts paint made (2 In)
05:23				7 NORRIS S Foul On
05:23	4 BESTWICK J Personal foul			
05:23				7 NORRIS S Free Throw missed (1 Out)
05:19				15 NESS B Offensive Rebound
05:19		5-12	-7	15 NESS B 2-Pts paint made (2 In)
04:50				4 EVESON J Defensive Rebound
04:49	9 POLLOCK J 2-Pts missed (2 out)			
04:48	13 FINBOW P Personal foul			
04:48				15 NESS B Foul On
04:48	6 HAYES K Player IN <<----			
04:48	10 JAMA A Player OUT ---->>			
04:48				15 NESS B Free Throw missed (1 Out)
04:48				15 NESS B Free Throw missed (1 Out)
04:46	9 POLLOCK J Defensive Rebound			
04:24	8 MUNN S 2-Pts paint made (2 In)	7-12	-5	
04:11				15 NESS B Turnover
03:55	8 MUNN S 3-Pts missed (3 Out)			
03:54				15 NESS B Defensive Rebound
03:48	15 OROGBEMI A Player IN <<----			
03:48	9 POLLOCK J Player OUT ---->>			
03:48	9 POLLOCK J Player IN <<----			



## PLAY BY PLAY

文字比分播报

GBR 23 vs 40 AUS

Attendance: 8580

Game Time	GBR - Great Britain	Score	Lead	AUS - Australia
03:48	15 OROGBEMI A Player OUT ---->>			
03:48	9 POLLOCK J Player OUT ---->>			
03:48	15 OROGBEMI A Player IN <<----			
03:39		7-15	-8	4 EVESON J 3-Pts made (3 In)
03:20				13 ALCOTT D Personal foul
03:20	8 MUNN S Foul On			
03:20	9 POLLOCK J Player IN <<----			
03:20	15 OROGBEMI A Player OUT ---->>			
03:20				15 NESS B Player OUT ---->>
03:20				5 SACHS T Player IN <<----
03:15	8 MUNN S 2-Pts paint made (2 In)	9-15	-6	
03:15				5 SACHS T Personal foul
03:15	8 MUNN S Foul On			
03:15	8 MUNN S Free Throw made (1 In)	10-15	-5	
03:07	8 MUNN S Personal foul			
03:07				4 EVESON J Foul On
03:07				4 EVESON J Free Throw missed (1 Out)
03:07		10-16	-6	4 EVESON J Free Throw made (1 In)
02:53	8 MUNN S 2 Pts paint missed (2 Out)			
02:45	8 MUNN S 2-Pts missed (2 out)			
02:44				4 EVESON J Defensive Rebound
02:45	4 BESTWICK J Offensive Rebound			
02:43				5 SACHS T Personal foul
02:43	8 MUNN S Foul On			
02:43	8 MUNN S Free Throw made (1 In)	11-16	-5	
02:43	8 MUNN S Free Throw made (1 In)	12-16	-4	
02:19				4 EVESON J 2-Pts missed (2 out)
02:16	8 MUNN S Defensive Rebound			
02:10				4 EVESON J Defensive Rebound
02:10	4 BESTWICK J 2 Pts paint missed (2 Out)			
02:10	7 BYWATER T Player IN <<----			
02:10	4 BESTWICK J Player OUT ---->>			
02:10				9 KNOWLES T Player IN <<----
02:10				5 SACHS T Player OUT ---->>
01:51				8 HARTNETT M Turnover
01:23	6 HAYES K 2-Pts paint made (2 In)	14-16	-2	
01:23	8 MUNN S Defensive Rebound			
01:11	8 MUNN S 2 Pts paint missed (2 Out)			
01:09				4 EVESON J Defensive Rebound
01:01				4 EVESON J Turnover
00:43				8 HARTNETT M Personal foul
00:43	6 HAYES K Foul On			



## PLAY BY PLAY

文字比分播报

GBR 23 vs 40 AUS

Attendance: 8580

Game Time	GBR - Great Britain	Score	Lead	AUS - Australia
00:43	6 HAYES K Free Throw made (1 In)	15-16	-1	
00:43	6 HAYES K Free Throw made (1 In)	16-16	0	
00:30				4 EVESON J 2-Pts missed (2 out)
00:28	13 FINBOW P Defensive Rebound			
00:24				4 EVESON J Personal foul
00:24	9 POLLOCK J Foul On			
00:24	9 POLLOCK J Free Throw missed (1 Out)			
00:24	9 POLLOCK J Free Throw made (1 In)	17-16	+1	
00:15		17-18	-1	7 NORRIS S 2-Pts paint made (2 In)
00:15	13 FINBOW P Personal foul			
00:15				7 NORRIS S Foul On
00:15		17-19	-2	7 NORRIS S Free Throw made (1 In)
00:00	7 BYWATER T 2-Pts paint made (2 In)	19-19	0	
00:00	9 POLLOCK J Assist			

## SECOND QUARTER

### Quarter Starters:

GBR 6 HAYES K                      7 BYWATER T                      8 MUNN S                      9 POLLOCK J                      13 FINBOW P  
 AUS 6 STIBNERS B                      7 NORRIS S                      8 HARTNETT M                      9 KNOWLES T                      12 MIZENS G

Game Time	GBR - Great Britain	Score	Lead	AUS - Australia
10:00	6 HAYES K Player IN <<----			
10:00	7 BYWATER T Player IN <<----			
10:00	8 MUNN S Player IN <<----			
10:00	9 POLLOCK J Player IN <<----			
10:00	13 FINBOW P Player IN <<----			
10:00				6 STIBNERS B Player IN <<----
10:00				7 NORRIS S Player IN <<----
10:00				8 HARTNETT M Player IN <<----
10:00				9 KNOWLES T Player IN <<----
10:00				12 MIZENS G Player IN <<----
09:39				Tap off situation, throw-in
09:28		19-21	-2	9 KNOWLES T 2-Pts paint made (2 In)
09:12				7 NORRIS S Turnover
09:12	10 JAMA A Player IN <<----			
09:12	6 HAYES K Player OUT ---->>			
08:55	Turnover			
08:37				6 STIBNERS B 2-Pts missed (2 out)
08:35	8 MUNN S Defensive Rebound			
08:31				8 HARTNETT M Personal foul
08:31	7 BYWATER T Foul On			
08:31				8 HARTNETT M Personal foul
08:31	7 BYWATER T Foul On			



## PLAY BY PLAY

文字比分播报

GBR 23 vs 40 AUS

Attendance: 8580

Game Time	GBR - Great Britain	Score	Lead	AUS - Australia
08:19	10 JAMA A 2-Pts missed (2 out)			
08:17				12 MIZENS G Defensive Rebound
07:59		19-23	-4	9 KNOWLES T 2-Pts made (2 In)
07:46	8 MUNN S Turnover			
07:46				8 HARTNETT M Player OUT ---->>
07:46				14 DOWLER B Player IN <<----
07:46	15 OROGBEMI A Player IN <<----			
07:46	9 POLLOCK J Player OUT ---->>			
07:28				7 NORRIS S 2-Pts missed (2 out)
07:27	7 BYWATER T Defensive Rebound			
07:18				9 KNOWLES T Personal foul
07:18	15 OROGBEMI A Foul On			
07:01	8 MUNN S 2-Pts paint made (2 In)	21-23	-2	
06:59	15 OROGBEMI A Assist			
06:45		21-26	-5	9 KNOWLES T 3-Pts made (3 In)
06:19	7 BYWATER T 3-Pts missed (3 Out)			
06:17	15 OROGBEMI A Offensive Rebound			
06:14	8 MUNN S 2-Pts missed (2 out)			
06:12				6 STIBNERS B Defensive Rebound
05:51		21-28	-7	6 STIBNERS B 2-Pts made (2 In)
05:51	Time out			
05:27	8 MUNN S 2-Pts missed (2 out)			
05:24				12 MIZENS G Defensive Rebound
05:14		21-30	-9	12 MIZENS G 2-Pts made (2 In)
05:11				9 KNOWLES T Assist
04:52	7 BYWATER T Turnover			
04:52	9 POLLOCK J Player IN <<----			
04:52	14 HALL J Player IN <<----			
04:52	10 JAMA A Player OUT ---->>			
04:52	15 OROGBEMI A Player OUT ---->>			
04:52				7 NORRIS S Player OUT ---->>
04:52	12 BLAKE A Player IN <<----			
04:52	7 BYWATER T Player OUT ---->>			
04:33		21-32	-11	6 STIBNERS B 2-Pts made (2 In)
04:30				8 HARTNETT M Player IN <<----
04:30				6 STIBNERS B Personal foul
04:30	8 MUNN S Foul On			
04:29				7 NORRIS S Player IN <<----
04:29				8 HARTNETT M Player OUT ---->>
04:11	8 MUNN S 2 Pts paint missed (2 Out)			
04:07				9 KNOWLES T Defensive Rebound
03:53				9 KNOWLES T 2-Pts missed (2 out)



## PLAY BY PLAY

文字比分播报

GBR 23 vs 40 AUS

Attendance: 8580

Game Time	GBR - Great Britain	Score	Lead	AUS - Australia
03:51	12 BLAKE A Defensive Rebound			
03:39	8 MUNN S Foul On			
03:39				6 STIBNERS B Personal foul
03:39				Time out
03:39				4 EVESON J Player IN <<----
03:39				10 KING A Player IN <<----
03:39				15 NESS B Player IN <<----
03:39				6 STIBNERS B Player OUT ---->>
03:33	13 FINBOW P Personal foul			
03:33				12 MIZENS G Foul On
03:26				7 NORRIS S Player OUT ---->>
03:26				9 KNOWLES T Player OUT ---->>
03:14				15 NESS B 2-Pts missed (2 out)
03:11				10 KING A Offensive Rebound
03:06				4 EVESON J 2 Pts paint missed (2 Out)
03:02				4 EVESON J Offensive Rebound
03:02		21-34	-13	4 EVESON J 2-Pts paint made (2 In)
03:02	7 BYWATER T Player IN <<----			
03:02	10 JAMA A Player IN <<----			
03:02	12 BLAKE A Player OUT ---->>			
03:02	14 HALL J Player OUT ---->>			
02:43	9 POLLOCK J 2-Pts made (2 In)	23-34	-11	
02:28	9 POLLOCK J Personal foul			
02:28				15 NESS B Foul On
02:28				11 SIMMONS T Player IN <<----
02:28				14 DOWLER B Player OUT ---->>
02:28		23-35	-12	15 NESS B Free Throw made (1 In)
02:28		23-36	-13	15 NESS B Free Throw made (1 In)
02:11	9 POLLOCK J 3-Pts missed (3 Out)			
02:08				15 NESS B Defensive Rebound
01:57		23-38	-15	4 EVESON J 2-Pts paint made (2 In)
01:54				15 NESS B Assist
01:37	7 BYWATER T 2-Pts missed (2 out)			
01:35				12 MIZENS G Defensive Rebound
01:20				4 EVESON J Turnover
00:59	9 POLLOCK J 2-Pts missed (2 out)			
00:57				4 EVESON J Defensive Rebound
00:53	9 POLLOCK J Personal foul			
00:53				12 MIZENS G Foul On
00:36				15 NESS B 2-Pts missed (2 out)
00:35	10 JAMA A Defensive Rebound			
00:22	7 BYWATER T 2 Pts paint missed (2 Out)			





## PLAY BY PLAY

文字比分播报

**GBR 23 vs 40 AUS**

**Attendance: 8580**

Game Time	GBR - Great Britain	Score	Lead	AUS - Australia
00:19				15 NESS B Defensive Rebound
00:00		23-40	-17	15 NESS B 2-Pts paint made (2 In)



## PLAY BY PLAY

文字比分播报

GBR 48 vs 67 AUS

Attendance: 8580

Scoring by 5 min intervals:		Q1		Q2		Q3		Q4	
GBR		5	19	21	23	27	35	41	48
AUS		12	19	30	40	47	54	61	67

### FIRST QUARTER

#### Quarter Starters:

GBR 7 BYWATER T	8 MUNN S	9 POLLOCK J	10 JAMA A	13 FINBOW P
AUS 4 EVESON J	7 NORRIS S	8 HARTNETT M	14 DOWLER B	15 NESS B

Game Time	GBR - Great Britain	Score	Lead	AUS - Australia
10:00	7 BYWATER T Player IN <<-----			
10:00	8 MUNN S Player IN <<-----			
10:00	9 POLLOCK J Player IN <<-----			
10:00	10 JAMA A Player IN <<-----			
10:00	13 FINBOW P Player IN <<-----			
10:00				4 EVESON J Player IN <<-----
10:00				7 NORRIS S Player IN <<-----
10:00				8 HARTNETT M Player IN <<-----
10:00				14 DOWLER B Player IN <<-----
10:00				15 NESS B Player IN <<-----
10:00	8 MUNN S Tap off won			15 NESS B Tap off lost
09:38	7 BYWATER T Personal foul			
09:38				14 DOWLER B Foul On
09:20		0-2	-2	4 EVESON J 2-Pts made (2 In)
09:18				4 EVESON J Personal foul
09:18	8 MUNN S Foul On			
09:05	9 POLLOCK J 3-Pts missed (3 Out)			
09:05				Defensive Rebound
08:53				7 NORRIS S 2 Pts paint missed (2 Out)
08:50	8 MUNN S Defensive Rebound			
08:34	7 BYWATER T 2-Pts missed (2 out)			
08:31				15 NESS B Defensive Rebound
08:23		0-4	-4	4 EVESON J 2-Pts paint made (2 In)
08:21				7 NORRIS S Assist
08:11	8 MUNN S Turnover			
08:11				15 NESS B Steal
08:08		0-6	-6	7 NORRIS S 2-Pts made (2 In)
08:08				15 NESS B Assist
07:58	10 JAMA A Offensive foul			
07:58	10 JAMA A Turnover			
07:58				14 DOWLER B Foul On
07:41		0-8	-8	4 EVESON J 2-Pts paint made (2 In)
07:41				7 NORRIS S Assist
07:41	Time out			



## PLAY BY PLAY

文字比分播报

GBR 48 vs 67 AUS

Attendance: 8580

Game Time	GBR - Great Britain	Score	Lead	AUS - Australia
07:13	13 FINBOW P 2-Pts paint made (2 In)	2-8	-6	
06:53				14 DOWLER B 2-Pts missed (2 out)
06:51	13 FINBOW P Defensive Rebound			
06:34				14 DOWLER B Personal foul
06:34	10 JAMA A Foul On			
06:34	10 JAMA A Free Throw missed (1 Out)			
06:34	10 JAMA A Free Throw made (1 In)	3-8	-5	
06:34				14 DOWLER B Personal foul
06:34	10 JAMA A Foul On			
06:21	10 JAMA A 2-Pts made (2 In)	5-8	-3	
06:17	9 POLLOCK J Personal foul			
06:17				14 DOWLER B Foul On
06:13	7 BYWATER T Personal foul			
06:13				7 NORRIS S Foul On
06:13	4 BESTWICK J Player IN <<----			
06:13	7 BYWATER T Player OUT ---->>			
06:01				15 NESS B Turnover
05:34	Turnover			
05:34				13 ALCOTT D Player IN <<----
05:34				14 DOWLER B Player OUT ---->>
05:23		5-10	-5	7 NORRIS S 2-Pts paint made (2 In)
05:23				7 NORRIS S Foul On
05:23	4 BESTWICK J Personal foul			
05:23				7 NORRIS S Free Throw missed (1 Out)
05:19				15 NESS B Offensive Rebound
05:19		5-12	-7	15 NESS B 2-Pts paint made (2 In)
04:50				4 EVESON J Defensive Rebound
04:49	9 POLLOCK J 2-Pts missed (2 out)			
04:48	13 FINBOW P Personal foul			
04:48				15 NESS B Foul On
04:48	6 HAYES K Player IN <<----			
04:48	10 JAMA A Player OUT ---->>			
04:48				15 NESS B Free Throw missed (1 Out)
04:48				15 NESS B Free Throw missed (1 Out)
04:46	9 POLLOCK J Defensive Rebound			
04:24	8 MUNN S 2-Pts paint made (2 In)	7-12	-5	
04:11				15 NESS B Turnover
03:55	8 MUNN S 3-Pts missed (3 Out)			
03:54				15 NESS B Defensive Rebound
03:48	15 OROGBEMI A Player IN <<----			
03:48	9 POLLOCK J Player OUT ---->>			
03:48	9 POLLOCK J Player IN <<----			



## PLAY BY PLAY

文字比分播报

GBR 48 vs 67 AUS

Attendance: 8580

Game Time	GBR - Great Britain	Score	Lead	AUS - Australia
03:48	15 OROGBEMI A Player OUT ---->>			
03:48	9 POLLOCK J Player OUT ---->>			
03:48	15 OROGBEMI A Player IN <<----			
03:39		7-15	-8	4 EVESON J 3-Pts made (3 In)
03:20				13 ALCOTT D Personal foul
03:20	8 MUNN S Foul On			
03:20	9 POLLOCK J Player IN <<----			
03:20	15 OROGBEMI A Player OUT ---->>			
03:20				15 NESS B Player OUT ---->>
03:20				5 SACHS T Player IN <<----
03:15	8 MUNN S 2-Pts paint made (2 In)	9-15	-6	
03:15				5 SACHS T Personal foul
03:15	8 MUNN S Foul On			
03:15	8 MUNN S Free Throw made (1 In)	10-15	-5	
03:07	8 MUNN S Personal foul			
03:07				4 EVESON J Foul On
03:07				4 EVESON J Free Throw missed (1 Out)
03:07		10-16	-6	4 EVESON J Free Throw made (1 In)
02:53	8 MUNN S 2 Pts paint missed (2 Out)			
02:45	8 MUNN S 2-Pts missed (2 out)			
02:44				4 EVESON J Defensive Rebound
02:45	4 BESTWICK J Offensive Rebound			
02:43				5 SACHS T Personal foul
02:43	8 MUNN S Foul On			
02:43	8 MUNN S Free Throw made (1 In)	11-16	-5	
02:43	8 MUNN S Free Throw made (1 In)	12-16	-4	
02:19				4 EVESON J 2-Pts missed (2 out)
02:16	8 MUNN S Defensive Rebound			
02:10				4 EVESON J Defensive Rebound
02:10	4 BESTWICK J 2 Pts paint missed (2 Out)			
02:10	7 BYWATER T Player IN <<----			
02:10	4 BESTWICK J Player OUT ---->>			
02:10				9 KNOWLES T Player IN <<----
02:10				5 SACHS T Player OUT ---->>
01:51				8 HARTNETT M Turnover
01:23	6 HAYES K 2-Pts paint made (2 In)	14-16	-2	
01:23	8 MUNN S Defensive Rebound			
01:11	8 MUNN S 2 Pts paint missed (2 Out)			
01:09				4 EVESON J Defensive Rebound
01:01				4 EVESON J Turnover
00:43				8 HARTNETT M Personal foul
00:43	6 HAYES K Foul On			



## PLAY BY PLAY

文字比分播报

GBR 48 vs 67 AUS

Attendance: 8580

Game Time	GBR - Great Britain	Score	Lead	AUS - Australia
00:43	6 HAYES K Free Throw made (1 In)	15-16	-1	
00:43	6 HAYES K Free Throw made (1 In)	16-16	0	
00:30				4 EVESON J 2-Pts missed (2 out)
00:28	13 FINBOW P Defensive Rebound			
00:24				4 EVESON J Personal foul
00:24	9 POLLOCK J Foul On			
00:24	9 POLLOCK J Free Throw missed (1 Out)			
00:24	9 POLLOCK J Free Throw made (1 In)	17-16	+1	
00:15		17-18	-1	7 NORRIS S 2-Pts paint made (2 In)
00:15	13 FINBOW P Personal foul			
00:15				7 NORRIS S Foul On
00:15		17-19	-2	7 NORRIS S Free Throw made (1 In)
00:00	7 BYWATER T 2-Pts paint made (2 In)	19-19	0	
00:00	9 POLLOCK J Assist			

## SECOND QUARTER

### Quarter Starters:

GBR 6 HAYES K                      7 BYWATER T                      8 MUNN S                      9 POLLOCK J                      13 FINBOW P  
AUS 6 STIBNERS B                      7 NORRIS S                      8 HARTNETT M                      9 KNOWLES T                      12 MIZENS G

Game Time	GBR - Great Britain	Score	Lead	AUS - Australia
10:00	6 HAYES K Player IN <<----			
10:00	7 BYWATER T Player IN <<----			
10:00	8 MUNN S Player IN <<----			
10:00	9 POLLOCK J Player IN <<----			
10:00	13 FINBOW P Player IN <<----			
10:00				6 STIBNERS B Player IN <<----
10:00				7 NORRIS S Player IN <<----
10:00				8 HARTNETT M Player IN <<----
10:00				9 KNOWLES T Player IN <<----
10:00				12 MIZENS G Player IN <<----
09:39				Tap off situation, throw-in
09:28		19-21	-2	9 KNOWLES T 2-Pts paint made (2 In)
09:12				7 NORRIS S Turnover
09:12	10 JAMA A Player IN <<----			
09:12	6 HAYES K Player OUT ---->>			
08:55	Turnover			
08:37				6 STIBNERS B 2-Pts missed (2 out)
08:35	8 MUNN S Defensive Rebound			
08:31				8 HARTNETT M Personal foul
08:31	7 BYWATER T Foul On			
08:31				8 HARTNETT M Personal foul
08:31	7 BYWATER T Foul On			



## PLAY BY PLAY

文字比分播报

GBR 48 vs 67 AUS

Attendance: 8580

Game Time	GBR - Great Britain	Score	Lead	AUS - Australia
08:19	10 JAMA A 2-Pts missed (2 out)			
08:17				12 MIZENS G Defensive Rebound
07:59		19-23	-4	9 KNOWLES T 2-Pts made (2 In)
07:46	8 MUNN S Turnover			
07:46				8 HARTNETT M Player OUT ---->>
07:46				14 DOWLER B Player IN <<----
07:46	15 OROGBEMI A Player IN <<----			
07:46	9 POLLOCK J Player OUT ---->>			
07:28				7 NORRIS S 2-Pts missed (2 out)
07:27	7 BYWATER T Defensive Rebound			
07:18				9 KNOWLES T Personal foul
07:18	15 OROGBEMI A Foul On			
07:01	8 MUNN S 2-Pts paint made (2 In)	21-23	-2	
06:59	15 OROGBEMI A Assist			
06:45		21-26	-5	9 KNOWLES T 3-Pts made (3 In)
06:19	7 BYWATER T 3-Pts missed (3 Out)			
06:17	15 OROGBEMI A Offensive Rebound			
06:14	8 MUNN S 2-Pts missed (2 out)			
06:12				6 STIBNERS B Defensive Rebound
05:51		21-28	-7	6 STIBNERS B 2-Pts made (2 In)
05:51	Time out			
05:27	8 MUNN S 2-Pts missed (2 out)			
05:24				12 MIZENS G Defensive Rebound
05:14		21-30	-9	12 MIZENS G 2-Pts made (2 In)
05:11				9 KNOWLES T Assist
04:52	7 BYWATER T Turnover			
04:52	9 POLLOCK J Player IN <<----			
04:52	14 HALL J Player IN <<----			
04:52	10 JAMA A Player OUT ---->>			
04:52	15 OROGBEMI A Player OUT ---->>			
04:52				7 NORRIS S Player OUT ---->>
04:52	12 BLAKE A Player IN <<----			
04:52	7 BYWATER T Player OUT ---->>			
04:33		21-32	-11	6 STIBNERS B 2-Pts made (2 In)
04:30				8 HARTNETT M Player IN <<----
04:30				6 STIBNERS B Personal foul
04:30	8 MUNN S Foul On			
04:29				7 NORRIS S Player IN <<----
04:29				8 HARTNETT M Player OUT ---->>
04:11	8 MUNN S 2 Pts paint missed (2 Out)			
04:07				9 KNOWLES T Defensive Rebound
03:53				9 KNOWLES T 2-Pts missed (2 out)



## PLAY BY PLAY

文字比分播报

GBR 48 vs 67 AUS

Attendance: 8580

Game Time	GBR - Great Britain	Score	Lead	AUS - Australia
03:51	12 BLAKE A Defensive Rebound			
03:39	8 MUNN S Foul On			
03:39				6 STIBNERS B Personal foul
03:39				Time out
03:39				4 EVESON J Player IN <<----
03:39				10 KING A Player IN <<----
03:39				15 NESS B Player IN <<----
03:39				6 STIBNERS B Player OUT ---->>
03:33	13 FINBOW P Personal foul			
03:33				12 MIZENS G Foul On
03:26				7 NORRIS S Player OUT ---->>
03:26				9 KNOWLES T Player OUT ---->>
03:14				15 NESS B 2-Pts missed (2 out)
03:11				10 KING A Offensive Rebound
03:06				4 EVESON J 2 Pts paint missed (2 Out)
03:02				4 EVESON J Offensive Rebound
03:02		21-34	-13	4 EVESON J 2-Pts paint made (2 In)
03:02	7 BYWATER T Player IN <<----			
03:02	10 JAMA A Player IN <<----			
03:02	12 BLAKE A Player OUT ---->>			
03:02	14 HALL J Player OUT ---->>			
02:43	9 POLLOCK J 2-Pts made (2 In)	23-34	-11	
02:28	9 POLLOCK J Personal foul			
02:28				15 NESS B Foul On
02:28				11 SIMMONS T Player IN <<----
02:28				14 DOWLER B Player OUT ---->>
02:28		23-35	-12	15 NESS B Free Throw made (1 In)
02:28		23-36	-13	15 NESS B Free Throw made (1 In)
02:11	9 POLLOCK J 3-Pts missed (3 Out)			
02:08				15 NESS B Defensive Rebound
01:57		23-38	-15	4 EVESON J 2-Pts paint made (2 In)
01:54				15 NESS B Assist
01:37	7 BYWATER T 2-Pts missed (2 out)			
01:35				12 MIZENS G Defensive Rebound
01:20				4 EVESON J Turnover
00:59	9 POLLOCK J 2-Pts missed (2 out)			
00:57				4 EVESON J Defensive Rebound
00:53	9 POLLOCK J Personal foul			
00:53				12 MIZENS G Foul On
00:36				15 NESS B 2-Pts missed (2 out)
00:35	10 JAMA A Defensive Rebound			
00:22	7 BYWATER T 2 Pts paint missed (2 Out)			



## PLAY BY PLAY

文字比分播报

GBR 48 vs 67 AUS

Attendance: 8580

Game Time	GBR - Great Britain	Score	Lead	AUS - Australia
00:19				15 NESS B Defensive Rebound
00:00		23-40	-17	15 NESS B 2-Pts paint made (2 In)

### THIRD QUARTER

#### Quarter Starters:

GBR 4 BESTWICK J      7 BYWATER T      9 POLLOCK J      10 JAMA A      11 BYRNE M  
AUS 4 EVESON J      7 NORRIS S      8 HARTNETT M      14 DOWLER B      15 NESS B

Game Time	GBR - Great Britain	Score	Lead	AUS - Australia
10:00	4 BESTWICK J Player IN <<----			
10:00	9 POLLOCK J Player IN <<----			
10:00	7 BYWATER T Player IN <<----			
10:00	10 JAMA A Player IN <<----			
10:00	11 BYRNE M Player IN <<----			
10:00				4 EVESON J Player IN <<----
10:00				7 NORRIS S Player IN <<----
10:00				8 HARTNETT M Player IN <<----
10:00				14 DOWLER B Player IN <<----
10:00				15 NESS B Player IN <<----
09:57	Tap off situation, throw-in			
09:48	9 POLLOCK J 3-Pts missed (3 Out)			
09:46				15 NESS B Defensive Rebound
09:35				8 HARTNETT M 3-Pts missed (3 Out)
09:34	7 BYWATER T Defensive Rebound			
09:25				4 EVESON J Personal foul
09:25	4 BESTWICK J Foul On			
09:25				5 SACHS T Player IN <<----
09:25				4 EVESON J Player OUT ---->>
09:08	7 BYWATER T 2-Pts made (2 In)	25-40	-15	
08:51				15 NESS B 2 Pts paint missed (2 Out)
08:49	11 BYRNE M Defensive Rebound			
08:36	11 BYRNE M 3-Pts missed (3 Out)			
08:35				5 SACHS T Defensive Rebound
08:23				7 NORRIS S 3-Pts missed (3 Out)
08:22	Defensive Rebound			
08:00	10 JAMA A 2-Pts missed (2 out)			
07:58				7 NORRIS S Defensive Rebound
07:52	7 BYWATER T Personal foul			
07:52				8 HARTNETT M Foul On
07:38		25-42	-17	7 NORRIS S 2-Pts paint made (2 In)
07:36				15 NESS B Assist
07:20				7 NORRIS S Personal foul
07:20	9 POLLOCK J Foul On			





## PLAY BY PLAY

文字比分播报

GBR 48 vs 67 AUS

Attendance: 8580

Game Time	GBR - Great Britain	Score	Lead	AUS - Australia
07:20	9 POLLOCK J Free Throw missed (1 Out)			
07:19	9 POLLOCK J Free Throw missed (1 Out)			
07:16				5 SACHS T Defensive Rebound
07:04				7 NORRIS S 2-Pts missed (2 out)
07:02	7 BYWATER T Defensive Rebound			
06:57				7 NORRIS S Personal foul
06:57	9 POLLOCK J Foul On			
06:29	7 BYWATER T 2-Pts missed (2 out)			
06:27				5 SACHS T Defensive Rebound
06:25		25-44	-19	15 NESS B 2-Pts paint made (2 In)
06:25	9 POLLOCK J Personal foul			
06:25				15 NESS B Foul On
06:25	Time out			
06:25	14 HALL J Player IN <<----			
06:25	12 BLAKE A Player IN <<----			
06:25	10 JAMA A Player OUT ---->>			
06:25	7 BYWATER T Player OUT ---->>			
06:25		25-45	-20	15 NESS B Free Throw made (1 In)
06:10	14 HALL J 2-Pts made (2 In)	27-45	-18	
06:08	9 POLLOCK J Assist			
05:41				5 SACHS T 2-Pts missed (2 out)
05:39	4 BESTWICK J Defensive Rebound			
05:24	9 POLLOCK J 2-Pts missed (2 out)			
05:23				Defensive Rebound
05:23	15 OROGBEMI A Player IN <<----			
05:23	9 POLLOCK J Player OUT ---->>			
05:07		27-47	-20	14 DOWLER B 2-Pts paint made (2 In)
05:04				15 NESS B Assist
04:48	15 OROGBEMI A Turnover			
04:48				15 NESS B Steal
04:48	15 OROGBEMI A Personal foul			
04:48				15 NESS B Foul On
04:48				10 KING A Player IN <<----
04:48				12 MIZENS G Player IN <<----
04:48				8 HARTNETT M Player OUT ---->>
04:48				7 NORRIS S Player OUT ---->>
04:26				10 KING A 2-Pts missed (2 out)
04:24	4 BESTWICK J Defensive Rebound			
04:18	15 OROGBEMI A Fast Break			
04:17	15 OROGBEMI A 2-Pts paint made (2 In)	29-47	-18	
04:10	15 OROGBEMI A Personal foul			
04:10				15 NESS B Foul On



## PLAY BY PLAY

文字比分播报

GBR 48 vs 67 AUS

Attendance: 8580

Game Time	GBR - Great Britain	Score	Lead	AUS - Australia
04:06				15 NESS B Personal foul
04:06	15 OROGBEMI A Foul On			
03:56	14 HALL J 2-Pts made (2 In)	31-47	-16	
03:38				12 MIZENS G 2 Pts paint missed (2 Out)
03:35	4 BESTWICK J Defensive Rebound			
03:23	11 BYRNE M 2-Pts missed (2 out)			
03:21				15 NESS B Defensive Rebound
03:21	11 BYRNE M Personal foul			
03:21				15 NESS B Foul On
03:21	8 MUNN S Player IN <<----			
03:21	11 BYRNE M Player OUT ---->>			
03:21		31-48	-17	15 NESS B Free Throw made (1 In)
03:21		31-49	-18	15 NESS B Free Throw made (1 In)
03:07				5 SACHS T Personal foul
03:07	15 OROGBEMI A Foul On			
03:07	15 OROGBEMI A Free Throw missed (1 Out)			
03:06	15 OROGBEMI A Free Throw missed (1 Out)			
03:03				12 MIZENS G Defensive Rebound
02:55	4 BESTWICK J Personal foul			
02:55				15 NESS B Foul On
02:55				11 SIMMONS T Player IN <<----
02:55				14 DOWLER B Player OUT ---->>
02:55				15 NESS B Free Throw missed (1 Out)
02:55		31-50	-19	15 NESS B Free Throw made (1 In)
02:42	15 OROGBEMI A 2 Pts paint missed (2 Out)			
02:40				15 NESS B Defensive Rebound
02:33	4 BESTWICK J Personal foul			
02:33				5 SACHS T Foul On
02:33		31-51	-20	5 SACHS T Free Throw made (1 In)
02:33		31-52	-21	5 SACHS T Free Throw made (1 In)
02:21	4 BESTWICK J Foul On			
02:21				11 SIMMONS T Personal foul
01:02	6 HAYES K Player IN <<----			
01:02	8 MUNN S Player OUT ---->>			
02:21	4 BESTWICK J Free Throw made (1 In)	32-52	-20	
02:21	4 BESTWICK J Free Throw made (1 In)	33-52	-19	
01:58				12 MIZENS G 2 Pts paint missed (2 Out)
01:56				12 MIZENS G Offensive Rebound
01:45		33-54	-21	15 NESS B 2-Pts paint made (2 In)
01:36				10 KING A Assist
01:25	14 HALL J 2-Pts missed (2 out)			
01:19	6 HAYES K Offensive Rebound			



## PLAY BY PLAY

文字比分播报

GBR 48 vs 67 AUS

Attendance: 8580

Game Time	GBR - Great Britain	Score	Lead	AUS - Australia
00:55	12 BLAKE A 2 Pts paint missed (2 Out)			
00:55				15 NESS B Personal foul
00:55	6 HAYES K Foul On			
00:33	4 BESTWICK J 2-Pts paint made (2 In)	35-54	-19	
00:30	14 HALL J Assist			
00:13				15 NESS B 2-Pts missed (2 out)
00:11	4 BESTWICK J Defensive Rebound			
00:07				5 SACHS T Personal foul
00:07	15 OROGBEMI A Foul On			
00:07	15 OROGBEMI A Free Throw missed (1 Out)			
00:07	15 OROGBEMI A Free Throw missed (1 Out)			
00:04				5 SACHS T Defensive Rebound
00:00				10 KING A 3-Pts missed (3 Out)

## FOURTH QUARTER

### Quarter Starters:

GBR 4 BESTWICK J      6 HAYES K      12 BLAKE A      14 HALL J      15 OROGBEMI A  
AUS 6 STIBNERS B      7 NORRIS S      9 KNOWLES T      12 MIZENS G      13 ALCOTT D

Game Time	GBR - Great Britain	Score	Lead	AUS - Australia
10:00	4 BESTWICK J Player IN <<----			
10:00	6 HAYES K Player IN <<----			
10:00	12 BLAKE A Player IN <<----			
10:00	14 HALL J Player IN <<----			
10:00	15 OROGBEMI A Player IN <<----			
10:00				6 STIBNERS B Player IN <<----
10:00				7 NORRIS S Player IN <<----
10:00				9 KNOWLES T Player IN <<----
10:00				12 MIZENS G Player IN <<----
10:00				13 ALCOTT D Player IN <<----
10:00				Tap off situation, throw-in
09:37		35-56	-21	7 NORRIS S 2-Pts made (2 In)
09:32				13 ALCOTT D Assist
09:12	15 OROGBEMI A 2-Pts missed (2 out)			
09:10	15 OROGBEMI A Offensive Rebound			
09:10	15 OROGBEMI A 2 Pts paint missed (2 Out)			
09:07				7 NORRIS S Defensive Rebound
08:45				9 KNOWLES T 2-Pts missed (2 out)
08:43	4 BESTWICK J Defensive Rebound			
08:27	15 OROGBEMI A 2 Pts paint missed (2 Out)			
08:26				9 KNOWLES T Defensive Rebound
08:17	15 OROGBEMI A Personal foul			
08:17				9 KNOWLES T Foul On



## PLAY BY PLAY

文字比分播报

GBR 48 vs 67 AUS

Attendance: 8580

Game Time	GBR - Great Britain	Score	Lead	AUS - Australia
08:17	5 BROWN S Player IN <<----			
08:17	15 OROGBEMI A Player OUT ---->>			
07:54		35-58	-23	6 STIBNERS B 2-Pts paint made (2 In)
07:52				9 KNOWLES T Assist
07:20	4 BESTWICK J 2-Pts missed (2 out)			
07:18				9 KNOWLES T Defensive Rebound
07:11		35-60	-25	6 STIBNERS B 2-Pts made (2 In)
07:11	5 BROWN S Personal foul			
07:11				6 STIBNERS B Foul On
07:11	Time out			
07:11	15 OROGBEMI A Player IN <<----			
07:11	5 BROWN S Player OUT ---->>			
07:11		35-61	-26	6 STIBNERS B Free Throw made (1 In)
06:53	14 HALL J 3-Pts missed (3 Out)			
06:51	4 BESTWICK J Offensive Rebound			
06:51	4 BESTWICK J 2-Pts paint made (2 In)	37-61	-24	
06:22				Turnover
06:03	14 HALL J 2-Pts made (2 In)	39-61	-22	
05:48	4 BESTWICK J Personal foul			
05:48				7 NORRIS S Foul On
05:27				12 MIZENS G Offensive foul
05:27				12 MIZENS G Turnover
05:25	14 HALL J Foul On			
05:13	15 OROGBEMI A 2 Pts paint missed (2 Out)			
05:11	4 BESTWICK J Offensive Rebound			
05:11	4 BESTWICK J 2-Pts paint made (2 In)	41-61	-20	
04:45				12 MIZENS G 2 Pts paint missed (2 Out)
04:42	12 BLAKE A Defensive Rebound			
04:36	12 BLAKE A 2 Pts paint missed (2 Out)			
04:36				7 NORRIS S Defensive Rebound
04:36				11 SIMMONS T Player IN <<----
04:36				4 EVESON J Player IN <<----
04:36				15 NESS B Player IN <<----
04:36				9 KNOWLES T Player OUT ---->>
04:36				6 STIBNERS B Player OUT ---->>
04:36				12 MIZENS G Player OUT ---->>
04:16		41-63	-22	7 NORRIS S 2-Pts made (2 In)
04:16	Time out			
04:00	6 HAYES K Foul On			
04:00				11 SIMMONS T Personal foul
03:40	6 HAYES K 2-Pts missed (2 out)			
03:38	14 HALL J Offensive Rebound			



## PLAY BY PLAY

文字比分播报

GBR 48 vs 67 AUS

Attendance: 8580

Game Time	GBR - Great Britain	Score	Lead	AUS - Australia
03:23	4 BESTWICK J 2-Pts missed (2 out)			
03:21				4 EVESON J Defensive Rebound
03:03				15 NESS B 2-Pts missed (2 out)
03:01	6 HAYES K Defensive Rebound			
02:48	12 BLAKE A 2-Pts paint made (2 In)	43-63	-20	
02:47	14 HALL J Assist			
02:22		43-65	-22	7 NORRIS S 2-Pts made (2 In)
01:55	6 HAYES K 2-Pts paint made (2 In)	45-65	-20	
01:53	14 HALL J Assist			
01:43				4 EVESON J Personal foul
01:43	14 HALL J Foul On			
01:23	4 BESTWICK J 2 Pts paint missed (2 Out)			
01:20				15 NESS B Defensive Rebound
01:04		45-67	-22	15 NESS B 2-Pts paint made (2 In)
00:51	14 HALL J 3-Pts missed (3 Out)			
00:48	12 BLAKE A Offensive Rebound			
00:31	4 BESTWICK J Foul On			
00:31				15 NESS B Personal foul
00:31	4 BESTWICK J Free Throw missed (1 Out)			
00:31	4 BESTWICK J Free Throw made (1 In)	46-67	-21	
00:05				4 EVESON J 3-Pts missed (3 Out)
00:03	14 HALL J Defensive Rebound			
00:01				11 SIMMONS T Personal foul
00:01	12 BLAKE A Foul On			
00:01	12 BLAKE A Free Throw made (1 In)	47-67	-20	
00:01	12 BLAKE A Free Throw made (1 In)	48-67	-19	



## RESULTS

比赛成绩

### GBR 23 vs 40 AUS

Attendance: 8580

Referee: WALLAART Edwin Frank (NED)

Commissioner: COSSAER Dirk Lodewijk M (BEL)

Umpires: GOMEZ RUF Antonia (ESP); PAVLOPOULOS Adrianos (GRE)

Classifier: DINH Trien Tan (FRA)

		Q1		Q2	
Scoring by 5 min intervals:	GBR	5	19	21	23
	AUS	12	19	30	40

#### GBR - GREAT BRITAIN

No.	Name	Sport Class	MIN	Field Goals		2 Points		3 Points		Free Throws		Rebounds			AS	TO	ST	BS	PF	FO	PTS	
				M/A	%	M/A	%	M/A	%	M/A	%	OR	DR	TOT								
*7	BYWATER Terence	4.5	14:07	1/5	20	1/4	25	0/1	0			1	1		1				2	2	2	
*8	MUNN Simon	4.0	20:00	3/10	30	3/9	33	0/1	0	3/3	100	4	4		2				1	6	9	
*9	POLLOCK Jon (C)	2.5	16:38	1/5	20	1/3	33	0/2	0	1/2	50	1	1	1					3	1	3	
*10	JAMA Abdullah	1.0	12:34	1/2	50	1/2	50			1/2	50	1	1		1				1	2	3	
*13	FINBOW Peter	2.0	20:00	1/1	100	1/1	100						2	2					3		2	
4	BESTWICK Joseph	4.5	04:03	0/1	0	0/1	0					1		1					1		0	
5	BROWN Simon	2.0	00:00																		0	
6	HAYES Kevin	1.0	05:36	1/1	100	1/1	100			2/2	100									1	4	
11	BYRNE Matthew	1.5	00:00																		0	
12	BLAKE Andrew	2.5	01:50									1	1								0	
14	HALL Jonathan	3.0	01:50																		0	
15	OROGBEMI Ade	2.5	03:22											1	1	1					0	
Team/Coach																						
<b>Totals</b>				8/25	32	8/21	38	0/4	0	7/9	78	2	10	12	2	6				11	13	23
<b>Coach</b>		TRESIEDER Bernard Murray																				
<b>Assistant Coach</b>		BHANIA Haj Singh							THOMAS Sinclair Richford													

#### AUS - AUSTRALIA

No.	Name	Sport Class	MIN	Field Goals		2 Points		3 Points		Free Throws		Rebounds			AS	TO	ST	BS	PF	FO	PTS	
				M/A	%	M/A	%	M/A	%	M/A	%	OR	DR	TOT								
*4	EVESON Justin	4.5	13:39	6/9	67	5/8	63	1/1	100	1/2	50	1	5	6		2			2	1	14	
*7	NORRIS Shaun	3.0	16:11	3/5	60	3/5	60			1/2	50				2	1				3	7	
*8	HARTNETT Michael	1.0	12:15												1				3		0	
*14	DOWLER Brendan	1.0	09:44	0/1	0	0/1	0												2	3	0	
*15	NESS Brad (C)	4.5	10:19	2/4	50	2/4	50			2/4	50	1	4	5	2	2	1			2	6	
5	SACHS Troy	4.5	01:10																2		0	
6	STIBNERS Brett	4.0	06:21	2/3	67	2/3	67					1	1						2		4	
9	KNOWLES Tristan	4.0	08:44	3/4	75	2/3	67	1/1	100					1	1	1			1		7	
10	KING Adrian	2.0	03:39									1		1							0	
11	SIMMONS Tige	1.0	02:28																		0	
12	MIZENS Grant	2.0	10:00	1/1	100	1/1	100						3	3						2	2	
13	ALCOTT Dylan	1.0	05:34																1		0	
Team/Coach																						
<b>Totals</b>				17/27	63	15/25	60	2/2	100	4/8	50	3	15	18	5	6	1			13	11	40
<b>Coach</b>		ETTRIDGE Benjamin James																				
<b>Assistant Coach</b>		FRIDAY Craig Anthony																				

	GBR	AUS
Points from Turnovers	2	6
Points in the Paint	12	18
Second Chance Points	2	6
Fast Break Points	0	0

	GBR	AUS
Biggest Lead	1	17
Biggest Scoring Run	7-0(17-16)	11-0(21-34)
Lead Changes	2	
Times Tied	2	

#### Legend:

%	Shooting Percentage	(C)	Captain	*	Starters	AS	Assists
BS	Blocked Shots	DR	Defensive Rebounds	FO	Fouls On	M/A	Made/Attempts
MIN	Minutes Played	OR	Offensive Rebounds	PF	Fouls	PTS	Points
Qx	Quarter Time	ST	Steals	TO	Turnovers	TOT	Total Rebounds



## RESULTS

比赛成绩

### GBR 48 vs 67 AUS

Attendance: 8580

Referee: WALLAART Edwin Frank (NED)

Commissioner: COSSAER Dirk Lodewijk M (BEL)

Umpires: GOMEZ RUF Antonia (ESP); PAVLOPOULOS Adrianos (GRE)

Classifier: DINH Trien Tan (FRA)

Scoring by 5 min intervals:		Q1		Q2		Q3		Q4	
GBR		5	19	21	23	27	35	41	48
AUS		12	19	30	40	47	54	61	67

#### GBR - GREAT BRITAIN

No.	Name	Sport Class	MIN	Field Goals		2 Points		3 Points		Free Throws		Rebounds			AS	TO	ST	BS	PF	FO	PTS	
				M/A	%	M/A	%	M/A	%	M/A	%	OR	DR	TOT								
*7	BYWATER Terence	4.5	17:42	2/7	29	2/6	33	0/1	0			3	3		1			3	2	4		
*8	MUNN Simon	4.0	22:19	3/10	30	3/9	33	0/1	0	3/3	100	4	4		2			1	6	9		
*9	POLLOCK Jon (C)	2.5	21:15	1/7	14	1/4	25	0/3	0	1/4	25	1	1	2				4	3	3		
*10	JAMA Abdullah	1.0	16:09	1/3	33	1/3	33			1/2	50	1	1		1			1	2	3		
*13	FINBOW Peter	2.0	20:00	1/1	100	1/1	100					2	2					3		2		
4	BESTWICK Joseph	4.5	24:03	3/7	43	3/7	43			3/4	75	3	5	8				4	3	9		
5	BROWN Simon	2.0	01:06															1		0		
6	HAYES Kevin	1.0	16:38	2/3	67	2/3	67			2/2	100	1	1	2					3	6		
11	BYRNE Matthew	1.5	06:39	0/2	0	0/1	0	0/1	0			1	1					1		0		
12	BLAKE Andrew	2.5	18:15	1/3	33	1/3	33			2/2	100	1	2	3					1	4		
14	HALL Jonathan	3.0	18:15	3/6	50	3/4	75	0/2	0			1	1	2	3				2	6		
15	OROGBEMI Ade	2.5	17:39	1/6	17	1/6	17			0/4	0	2		2	1	1		3	4	2		
Team/Coach																						
<b>Totals</b>				18/55	33	18/47	38	0/8	0	12/21	57	8	22	30	6	7				21	26	48
Coach		TRESIEDER Bernard Murray																				
Assistant Coach		BHANIA Haj Singh									THOMAS Sinclair Richford											

#### AUS - AUSTRALIA

No.	Name	Sport Class	MIN	Field Goals		2 Points		3 Points		Free Throws		Rebounds			AS	TO	ST	BS	PF	FO	PTS	
				M/A	%	M/A	%	M/A	%	M/A	%	OR	DR	TOT								
*4	EVESON Justin	4.5	18:50	6/10	60	5/8	63	1/2	50	1/2	50	1	6	7		2			4	1	14	
*7	NORRIS Shaun	3.0	31:23	7/11	64	7/10	70	0/1	0	1/2	50		3	3	2	1			2	4	15	
*8	HARTNETT Michael	1.0	17:27	0/1	0			0/1	0							1			3	1	0	
*14	DOWLER Brendan	1.0	16:49	1/2	50	1/2	50												2	3	2	
*15	NESS Brad (C)	4.5	24:55	5/10	50	5/10	50			6/9	67	1	8	9	4	2	2		3	7	16	
5	SACHS Troy	4.5	10:35	0/1	0	0/1	0			2/2	100	4	4					4	1	2		
6	STIBNERS Brett	4.0	11:45	4/5	80	4/5	80			1/1	100	1	1					2	1	9		
9	KNOWLES Tristan	4.0	14:08	3/5	60	2/4	50	1/1	100			3	3	2				1	1	7		
10	KING Adrian	2.0	08:27	0/2	0	0/1	0	0/1	0			1		1	1					0		
11	SIMMONS Tige	1.0	09:59															3		0		
12	MIZENS Grant	2.0	20:12	1/4	25	1/4	25					1	4	5		1		1	2	2		
13	ALCOTT Dylan	1.0	15:34												1			1		0		
Team/Coach																						
<b>Totals</b>				27/51	53	25/45	56	2/6	33	11/16	69	4	31	35	10	8	2			26	21	67
Coach		ETTRIDGE Benjamin James																				
Assistant Coach		FRIDAY Craig Anthony																				

	GBR	AUS
Points from Turnovers	6	6
Points in the Paint	24	30
Second Chance Points	9	8
Fast Break Points	2	0

	GBR	AUS
Biggest Lead	1	26
Biggest Scoring Run	7-0(17-16)	11-0(21-34)
Lead Changes	2	
Times Tied	2	

#### Legend:

%	Shooting Percentage	(C)	Captain	*	Starters	AS	Assists
BS	Blocked Shots	DR	Defensive Rebounds	FO	Fouls On	M/A	Made/Attempts
MIN	Minutes Played	OR	Offensive Rebounds	OTx	Overtime	PF	Fouls
PTS	Points	Qx	Quarter Time	ST	Steals	TO	Turnovers
TOT	Total Rebounds						



## START LIST

首发名单

### BRA - ISR

**Referee:** URUNUELA Juan Manuel (ESP)  
**Umpires:** HO Shuet Mei (SIN); ROJA Cristian (ITA)

**Commissioner:** KERR Trevor Andrew (CAN)  
**Classifier:** TSUNEMI Hiroshi (JPN)

#### BRA - Brazil

No.	Name	Pos	Age	Sport Class	Current Games Statistics						
					PPG	FG%	3FG%	FT%	RPG	APG	MPG (GP)
4	SILVA Jose Ricardo (C)	G	32	1.5	0.0	0			0.5		08:36 (2)
5	ROCA Heriberto	G	28	1.0	3.0	43			1.5		23:00 (2)
6	SILVA Erick	C	29	3.5	15.0	75	33	65	3.5	1.5	25:50 (2)
7	SILVA Jose Marcos	C	38	4.0	1.0	0		50	0.5		03:42 (2)
8	NUNES Irio	G	28	4.5	15.5	41	11	50	5.5	2.5	30:28 (2)
9	PESSOA Nilton	G	32	2.0	4.0	43	0	100	1.0		30:35 (2)
10	SILVA SANDOVAL F	C	33	3.0	4.0	33		40	6.5	1.5	22:43 (2)
11	SILVA JUNIOR Gelson	F	28	3.5	0.0						01:32 (1)
12	LIMA Everaldo	G	35	2.5	8.0	47		100	2.5	1.0	19:21 (2)
13	MIRANDO Leandro	C	26	4.5	1.0	20	0		6.0	0.5	09:31 (2)
14	ALEXANDRE Sergio	F	26	2.0	3.0	18	20	25	0.5		17:52 (2)
15	SILVA Douglas	C	30	3.0	4.0	67		0	2.0		15:13 (1)
Team			30.4		56.5	42	15	51	29.0	7.0	
<b>Coach</b>		SILVA Itamar Luiz									
<b>Assistant Coach</b>		SILVA SANTOS Sileno									

BRA Played		
PR	AUS	72-73
PR	USA	41-87
PR	GBR	10 SEP
PR	CHN	11 SEP

#### ISR - Israel

No.	Name	Pos	Age	Sport Class	Current Games Statistics						
					PPG	FG%	3FG%	FT%	RPG	APG	MPG (GP)
4	SAR TOV Eyal	F	46	4.5	1.0	0		50	1.0		04:45 (1)
5	DROR Lior	C	34	4.5	13.0	57		0	8.0	1.0	23:53 (2)
6	OTTOLENGHI Ariel	G	45	2.0	2.0	25				2.5	10:12 (2)
7	FURMAN Ron	G	30	1.0	0.0				1.0		22:21 (2)
8	MEISHAR Dotan	F	39	4.0	21.0	44		75	14.0	1.0	31:10 (2)
9	ROZENBERG Roei	G	37	2.5	14.0	46	20	71	3.0	3.0	28:31 (2)
10	LEHRMAN Avraham	G	41	2.0	2.0	29			1.5	3.5	15:48 (2)
11	DOR Oon Igal Allon	F	24	4.5	4.5	44		33	3.5		09:50 (2)
12	HENDEL Liran	G	35	2.0	4.0	31	0		1.5	3.5	30:09 (2)
13	HAIM Shay-Refael	G	26	2.0	2.0	100					04:25 (1)
14	PHILIPPS Rotem (C)	F	36	4.0	4.5	57		50	4.5	1.0	12:43 (2)
15	DRAI David	G	37	1.0	0.0	0			0.5		10:45 (2)
Team			35.8		66.5	44	13	65	38.0	15.5	
<b>Coach</b>		PINTO Ari									
<b>Assistant Coach</b>		KLEIN Benyamin					ZAIDE Michael				

ISR Played		
PR	USA	53-76
PR	CHN	80-41
PR	AUS	10 SEP
PR	GBR	11 SEP

#### Legend:

3FG%	3 Field Goals %	APG	Assists per Game	C	Centre	F	Forward
FG%	Field Goals %	FT%	Free Throws %	G	Guard	GP	Games Played
MPG	Minutes Played per Game	Pos	Playing Position	PPG	Points per Game	PR	Preliminary Round
RPG	Rebounds per Game						





## PLAY BY PLAY

文字比分播报

**BRA 27 vs 33 ISR**

**Attendance: 0**

Scoring by 5 min intervals:

	Q1		Q2	
BRA	2	11	18	27
ISR	10	14	24	33

### FIRST QUARTER

#### Quarter Starters:

**BRA** 5 ROCA H                      6 SILVA E                      8 NUNES I                      10 SILVA SANDOVAL F      14 ALEXANDRE S  
**ISR** 5 DROR L                      7 FURMAN R                      8 MEISHAR D                      9 ROZENBERG R                      12 HENDEL L

Game Time	BRA - Brazil	Score	Lead	ISR - Israel
10:00	5 ROCA H Player IN <<----			
10:00	6 SILVA E Player IN <<----			
10:00	8 NUNES I Player IN <<----			
10:00	10 SILVA SANDOVAL F Player IN <<----			
10:00	14 ALEXANDRE S Player IN <<----			
10:00				5 DROR L Player IN <<----
10:00				7 FURMAN R Player IN <<----
10:00				8 MEISHAR D Player IN <<----
10:00				9 ROZENBERG R Player IN <<----
10:00				12 HENDEL L Player IN <<----
10:00	8 NUNES I Tap off won			5 DROR L Tap off lost
09:45	10 SILVA SANDOVAL F Turnover			
09:36		0-2	-2	12 HENDEL L 2-Pts paint made (2 In)
09:22	6 SILVA E 2 Pts paint missed (2 Out)			
09:21				8 MEISHAR D Defensive Rebound
09:01				9 ROZENBERG R 2-Pts missed (2 out)
09:00				12 HENDEL L Offensive Rebound
08:59				12 HENDEL L Turnover
08:59	10 SILVA SANDOVAL F Steal			
08:42	10 SILVA SANDOVAL F 2 Pts paint missed (2 Out)			
08:40	8 NUNES I Offensive Rebound			
08:40	8 NUNES I 2-Pts paint made (2 In)	2-2	0	
08:20		2-4	-2	5 DROR L 2-Pts made (2 In)
08:18				9 ROZENBERG R Assist
07:59	14 ALEXANDRE S 3-Pts missed (3 Out)			
07:56				12 HENDEL L Defensive Rebound
07:41	6 SILVA E Steal			
07:41				12 HENDEL L Turnover
07:22	10 SILVA SANDOVAL F 2-Pts missed (2 out)			
07:21	6 SILVA E Offensive Rebound			
07:21				7 FURMAN R Personal foul
07:21	6 SILVA E Foul On			
07:12				12 HENDEL L Personal foul
07:12	6 SILVA E Foul On			



## PLAY BY PLAY

文字比分播报

**BRA 27 vs 33 ISR**

**Attendance: 0**

Game Time	BRA - Brazil	Score	Lead	ISR - Israel
07:04	6 SILVA E Personal foul			
07:04				12 HENDEL L Foul On
06:43		2-6	-4	5 DROR L 2-Pts paint made (2 In)
06:42				9 ROZENBERG R Assist
06:15	8 NUNES I 2 Pts paint missed (2 Out)			
06:13				7 FURMAN R Defensive Rebound
05:59		2-8	-6	12 HENDEL L 2-Pts made (2 In)
05:59	Time out			
05:34	6 SILVA E 2 Pts paint missed (2 Out)			
05:33				8 MEISHAR D Defensive Rebound
05:27	5 ROCA H Personal foul			
05:27				9 ROZENBERG R Foul On
05:27	14 ALEXANDRE S Player OUT ---->>			
05:27	9 PESSOA N Player IN <<----			
05:14		2-10	-8	5 DROR L 2-Pts paint made (2 In)
04:47	10 SILVA SANDOVAL F 2-Pts paint made (2 In)	4-10	-6	
04:28				8 MEISHAR D 2 Pts paint missed (2 Out)
04:25				8 MEISHAR D Offensive Rebound
04:25		4-12	-8	8 MEISHAR D 2-Pts paint made (2 In)
04:03	5 ROCA H Offensive foul			
04:03	5 ROCA H Turnover			
04:03				12 HENDEL L Foul On
03:46				5 DROR L 2-Pts missed (2 out)
03:41	6 SILVA E Blocked Shot			
03:38	10 SILVA SANDOVAL F Defensive Rebound			
03:30	6 SILVA E 2-Pts made (2 In)	6-12	-6	
03:30				7 FURMAN R Personal foul
03:30	6 SILVA E Foul On			
03:30	6 SILVA E Free Throw made (1 In)	7-12	-5	
03:10				9 ROZENBERG R Turnover
03:10	5 ROCA H Steal			
03:10	9 PESSOA N Turnover			
03:10				9 ROZENBERG R Steal
02:27				5 DROR L 2 Pts paint missed (2 Out)
02:26				8 MEISHAR D Offensive Rebound
02:26		7-14	-7	8 MEISHAR D 2-Pts paint made (2 In)
02:06	6 SILVA E 2-Pts paint made (2 In)	9-14	-5	
02:05	8 NUNES I Assist			
02:03	10 SILVA SANDOVAL F Personal foul			
02:03				9 ROZENBERG R Foul On
01:37				9 ROZENBERG R 3-Pts missed (3 Out)
01:36	10 SILVA SANDOVAL F Defensive Rebound			



## PLAY BY PLAY

文字比分播报

**BRA 27 vs 33 ISR**

**Attendance: 0**

Game Time	BRA - Brazil	Score	Lead	ISR - Israel
01:12	9 PESSOA N 2-Pts missed (2 out)			
01:10	10 SILVA SANDOVAL F Offensive Rebound			
00:59	6 SILVA E 2-Pts paint made (2 In)	11-14	-3	
00:57	8 NUNES I Assist			
00:43	10 SILVA SANDOVAL F Personal foul			
00:43				5 DROR L Foul On
00:43				5 DROR L Free Throw missed (1 Out)
00:43				5 DROR L Free Throw missed (1 Out)
00:43	Defensive Rebound			
00:22	10 SILVA SANDOVAL F 2-Pts missed (2 out)			
00:21				8 MEISHAR D Defensive Rebound
00:17				9 ROZENBERG R Offensive foul
00:17				9 ROZENBERG R Turnover
00:17	10 SILVA SANDOVAL F Foul On			

## SECOND QUARTER

### Quarter Starters:

**BRA** 5 ROCA H                      6 SILVA E                      9 PESSOA N                      8 NUNES I                      10 SILVA SANDOVAL F  
**ISR** 12 HENDEL L                      9 ROZENBERG R                      8 MEISHAR D                      5 DROR L                      7 FURMAN R

Game Time	BRA - Brazil	Score	Lead	ISR - Israel
10:00				12 HENDEL L Player IN <<-----
10:00				9 ROZENBERG R Player IN <<-----
10:00				8 MEISHAR D Player IN <<-----
10:00				5 DROR L Player IN <<-----
10:00	5 ROCA H Player IN <<-----			
10:00	6 SILVA E Player IN <<-----			
10:00	9 PESSOA N Player IN <<-----			
10:00	8 NUNES I Player IN <<-----			
10:00	10 SILVA SANDOVAL F Player IN <<-----			
10:00				7 FURMAN R Player IN <<-----
09:54				Tap off situation, throw-in
09:35		11-16	-5	9 ROZENBERG R 2-Pts made (2 In)
09:23	8 NUNES I Turnover			
09:05				12 HENDEL L 2 Pts paint missed (2 Out)
09:03	10 SILVA SANDOVAL F Defensive Rebound			
08:51	9 PESSOA N Turnover			
08:51				5 DROR L Steal
08:45				9 ROZENBERG R Fast Break
08:43		11-18	-7	9 ROZENBERG R 2-Pts paint made (2 In)
08:42				5 DROR L Assist
08:42	5 ROCA H Player OUT ---->>			
08:42	10 SILVA SANDOVAL F Player OUT ---->>			



## PLAY BY PLAY

文字比分播报

**BRA 27 vs 33 ISR**

**Attendance: 0**

Game Time	BRA - Brazil	Score	Lead	ISR - Israel
08:42	4 SILVA JR Player IN <<----			
08:42	12 LIMA E Player IN <<----			
08:31				5 DROR L Personal foul
08:31	8 NUNES I Foul On			
08:16	9 PESSOA N 2-Pts paint made (2 In)	13-18	-5	
07:54		13-20	-7	9 ROZENBERG R 2-Pts made (2 In)
07:41	12 LIMA E 2 Pts paint missed (2 Out)			
07:41	Offensive Rebound			
07:36	8 NUNES I 2 Pts paint missed (2 Out)			
07:34	8 NUNES I Offensive Rebound			
07:34	8 NUNES I 2-Pts paint made (2 In)	15-20	-5	
07:08		15-22	-7	12 HENDEL L 2-Pts paint made (2 In)
07:06				5 DROR L Assist
06:57				7 FURMAN R Personal foul
06:57	8 NUNES I Foul On			
06:57				7 FURMAN R Player OUT ---->>
06:57				15 DRAI D Player IN <<----
06:41	9 PESSOA N 2-Pts missed (2 out)			
06:39				12 HENDEL L Defensive Rebound
06:36				12 HENDEL L Turnover
06:36	6 SILVA E Steal			
06:27	12 LIMA E 2-Pts made (2 In)	17-22	-5	
06:00				9 ROZENBERG R 3-Pts missed (3 Out)
05:58	6 SILVA E Defensive Rebound			
05:56	12 LIMA E 2 Pts paint missed (2 Out)			
05:54	12 LIMA E Offensive Rebound			
05:45	12 LIMA E 2 Pts paint missed (2 Out)			
05:43				9 ROZENBERG R Defensive Rebound
05:34				8 MEISHAR D 2 Pts paint missed (2 Out)
05:32	6 SILVA E Defensive Rebound			
05:29				15 DRAI D Personal foul
05:29	12 LIMA E Foul On			
05:29	12 LIMA E Free Throw made (1 In)	18-22	-4	
05:29	12 LIMA E Free Throw missed (1 Out)			
05:26				9 ROZENBERG R Defensive Rebound
05:05		18-24	-6	12 HENDEL L 2-Pts paint made (2 In)
05:03				8 MEISHAR D Assist
04:50				8 MEISHAR D Personal foul
04:50	6 SILVA E Foul On			
04:50				Time out
04:50	6 SILVA E Free Throw made (1 In)	19-24	-5	
04:50	6 SILVA E Free Throw missed (1 Out)			



## PLAY BY PLAY

文字比分播报

**BRA 27 vs 33 ISR**

**Attendance: 0**

Game Time	BRA - Brazil	Score	Lead	ISR - Israel
04:50				Defensive Rebound
04:28				9 ROZENBERG R 2-Pts missed (2 out)
04:26	6 SILVA E Defensive Rebound			
04:18	6 SILVA E 2-Pts missed (2 out)			
04:18				5 DROR L Defensive Rebound
04:15	6 SILVA E Personal foul			
04:15				5 DROR L Foul On
04:15				5 DROR L Free Throw missed (1 Out)
04:15				5 DROR L Free Throw missed (1 Out)
04:11				5 DROR L Offensive Rebound
04:11		19-26	-7	5 DROR L 2-Pts paint made (2 In)
03:59				12 HENDEL L Personal foul
03:59	6 SILVA E Foul On			
03:59	8 NUNES I Player OUT ---->>			
03:59	13 MIRANDO L Player IN <<----			
03:59	6 SILVA E Free Throw made (1 In)	20-26	-6	
03:59	6 SILVA E Free Throw made (1 In)	21-26	-5	
03:39		21-28	-7	9 ROZENBERG R 2-Pts made (2 In)
03:14	12 LIMA E 2-Pts made (2 In)	23-28	-5	
02:54				5 DROR L 2 Pts paint missed (2 Out)
02:54	Defensive Rebound			
02:43	13 MIRANDO L Offensive foul			
02:43	13 MIRANDO L Turnover			
02:43				8 MEISHAR D Foul On
02:43				Time out
02:31				5 DROR L Player OUT ---->>
02:31				11 DOR OIA Player IN <<----
02:22				11 DOR OIA 2-Pts missed (2 out)
02:20	13 MIRANDO L Defensive Rebound			
02:08	6 SILVA E 2-Pts paint made (2 In)	25-28	-3	
02:06	6 SILVA E Fast Break			
02:05	12 LIMA E Assist			
01:48				8 MEISHAR D 2-Pts missed (2 out)
01:46	13 MIRANDO L Defensive Rebound			
01:36	9 PESSOA N 2 Pts paint missed (2 Out)			
01:35				11 DOR OIA Defensive Rebound
01:31	4 SILVA JR Personal foul			
01:31				9 ROZENBERG R Foul On
01:31				9 ROZENBERG R Free Throw missed (1 Out)
01:31		25-29	-4	9 ROZENBERG R Free Throw made (1 In)
01:03	4 SILVA JR 2-Pts made (2 In)	27-29	-2	
00:40		27-31	-4	9 ROZENBERG R 2-Pts made (2 In)



## PLAY BY PLAY

文字比分播报

**BRA 27 vs 33 ISR**

**Attendance: 0**

Game Time	BRA - Brazil	Score	Lead	ISR - Israel
00:25	12 LIMA E 2 Pts paint missed (2 Out)			
00:23				9 ROZENBERG R Defensive Rebound
00:22	4 SILVA JR Personal foul			
00:22				8 MEISHAR D Foul On
00:01		27-33	-6	8 MEISHAR D 2-Pts paint made (2 In)
00:00				12 HENDEL L Assist



## PLAY BY PLAY

文字比分播报

**BRA 60 vs 73 ISR**

**Attendance: 8077**

Scoring by 5 min intervals:		Q1		Q2		Q3		Q4	
BRA		2	11	18	27	35	36	46	60
ISR		10	14	24	33	44	53	61	73

### FIRST QUARTER

#### Quarter Starters:

**BRA** 5 ROCA H                      6 SILVA E                      8 NUNES I                      10 SILVA SANDOVAL F      14 ALEXANDRE S  
**ISR** 5 DROR L                      7 FURMAN R                      8 MEISHAR D                      9 ROZENBERG R                      12 HENDEL L

Game Time	BRA - Brazil	Score	Lead	ISR - Israel
10:00	5 ROCA H Player IN <<----			
10:00	6 SILVA E Player IN <<----			
10:00	8 NUNES I Player IN <<----			
10:00	10 SILVA SANDOVAL F Player IN <<----			
10:00	14 ALEXANDRE S Player IN <<----			
10:00				5 DROR L Player IN <<----
10:00				7 FURMAN R Player IN <<----
10:00				8 MEISHAR D Player IN <<----
10:00				9 ROZENBERG R Player IN <<----
10:00				12 HENDEL L Player IN <<----
10:00	8 NUNES I Tap off won			5 DROR L Tap off lost
09:45	10 SILVA SANDOVAL F Turnover			
09:36		0-2	-2	12 HENDEL L 2-Pts paint made (2 In)
09:22	6 SILVA E 2 Pts paint missed (2 Out)			
09:21				8 MEISHAR D Defensive Rebound
09:01				9 ROZENBERG R 2-Pts missed (2 out)
09:00				12 HENDEL L Offensive Rebound
08:59				12 HENDEL L Turnover
08:59	10 SILVA SANDOVAL F Steal			
08:42	10 SILVA SANDOVAL F 2 Pts paint missed (2 Out)			
08:40	8 NUNES I Offensive Rebound			
08:40	8 NUNES I 2-Pts paint made (2 In)	2-2	0	
08:20		2-4	-2	5 DROR L 2-Pts made (2 In)
08:18				9 ROZENBERG R Assist
07:59	14 ALEXANDRE S 3-Pts missed (3 Out)			
07:56				12 HENDEL L Defensive Rebound
07:41	6 SILVA E Steal			
07:41				12 HENDEL L Turnover
07:22	10 SILVA SANDOVAL F 2-Pts missed (2 out)			
07:21	6 SILVA E Offensive Rebound			
07:21				7 FURMAN R Personal foul
07:21	6 SILVA E Foul On			
07:12				12 HENDEL L Personal foul
07:12	6 SILVA E Foul On			



## PLAY BY PLAY

文字比分播报

**BRA 60 vs 73 ISR**

**Attendance: 8077**

Game Time	BRA - Brazil	Score	Lead	ISR - Israel
07:04	6 SILVA E Personal foul			
07:04				12 HENDEL L Foul On
06:43		2-6	-4	5 DROR L 2-Pts paint made (2 In)
06:42				9 ROZENBERG R Assist
06:15	8 NUNES I 2 Pts paint missed (2 Out)			
06:13				7 FURMAN R Defensive Rebound
05:59		2-8	-6	12 HENDEL L 2-Pts made (2 In)
05:59	Time out			
05:34	6 SILVA E 2 Pts paint missed (2 Out)			
05:33				8 MEISHAR D Defensive Rebound
05:27	5 ROCA H Personal foul			
05:27				9 ROZENBERG R Foul On
05:27	14 ALEXANDRE S Player OUT ---->>			
05:27	9 PESSOA N Player IN <<----			
05:14		2-10	-8	5 DROR L 2-Pts paint made (2 In)
04:47	10 SILVA SANDOVAL F 2-Pts paint made (2 In)	4-10	-6	
04:28				8 MEISHAR D 2 Pts paint missed (2 Out)
04:25				8 MEISHAR D Offensive Rebound
04:25		4-12	-8	8 MEISHAR D 2-Pts paint made (2 In)
04:03	5 ROCA H Offensive foul			
04:03	5 ROCA H Turnover			
04:03				12 HENDEL L Foul On
03:46				5 DROR L 2-Pts missed (2 out)
03:41	6 SILVA E Blocked Shot			
03:38	10 SILVA SANDOVAL F Defensive Rebound			
03:30	6 SILVA E 2-Pts made (2 In)	6-12	-6	
03:30				7 FURMAN R Personal foul
03:30	6 SILVA E Foul On			
03:30	6 SILVA E Free Throw made (1 In)	7-12	-5	
03:10				9 ROZENBERG R Turnover
03:10	5 ROCA H Steal			
03:10	9 PESSOA N Turnover			
03:10				9 ROZENBERG R Steal
02:27				5 DROR L 2 Pts paint missed (2 Out)
02:26				8 MEISHAR D Offensive Rebound
02:26		7-14	-7	8 MEISHAR D 2-Pts paint made (2 In)
02:06	6 SILVA E 2-Pts paint made (2 In)	9-14	-5	
02:05	8 NUNES I Assist			
02:03	10 SILVA SANDOVAL F Personal foul			
02:03				9 ROZENBERG R Foul On
01:37				9 ROZENBERG R 3-Pts missed (3 Out)
01:36	10 SILVA SANDOVAL F Defensive Rebound			





## PLAY BY PLAY

文字比分播报

**BRA 60 vs 73 ISR**

**Attendance: 8077**

Game Time	BRA - Brazil	Score	Lead	ISR - Israel
01:12	9 PESSOA N 2-Pts missed (2 out)			
01:10	10 SILVA SANDOVAL F Offensive Rebound			
00:59	6 SILVA E 2-Pts paint made (2 In)	11-14	-3	
00:57	8 NUNES I Assist			
00:43	10 SILVA SANDOVAL F Personal foul			
00:43				5 DROR L Foul On
00:43				5 DROR L Free Throw missed (1 Out)
00:43				5 DROR L Free Throw missed (1 Out)
00:43	Defensive Rebound			
00:22	10 SILVA SANDOVAL F 2-Pts missed (2 out)			
00:21				8 MEISHAR D Defensive Rebound
00:17				9 ROZENBERG R Offensive foul
00:17				9 ROZENBERG R Turnover
00:17	10 SILVA SANDOVAL F Foul On			

## SECOND QUARTER

### Quarter Starters:

**BRA** 5 ROCA H                      6 SILVA E                      9 PESSOA N                      8 NUNES I                      10 SILVA SANDOVAL F  
**ISR** 12 HENDEL L                      9 ROZENBERG R                      8 MEISHAR D                      5 DROR L                      7 FURMAN R

Game Time	BRA - Brazil	Score	Lead	ISR - Israel
10:00				12 HENDEL L Player IN <<-----
10:00				9 ROZENBERG R Player IN <<-----
10:00				8 MEISHAR D Player IN <<-----
10:00				5 DROR L Player IN <<-----
10:00	5 ROCA H Player IN <<-----			
10:00	6 SILVA E Player IN <<-----			
10:00	9 PESSOA N Player IN <<-----			
10:00	8 NUNES I Player IN <<-----			
10:00	10 SILVA SANDOVAL F Player IN <<-----			
10:00				7 FURMAN R Player IN <<-----
09:54				Tap off situation, throw-in
09:35		11-16	-5	9 ROZENBERG R 2-Pts made (2 In)
09:23	8 NUNES I Turnover			
09:05				12 HENDEL L 2 Pts paint missed (2 Out)
09:03	10 SILVA SANDOVAL F Defensive Rebound			
08:51	9 PESSOA N Turnover			
08:51				5 DROR L Steal
08:45				9 ROZENBERG R Fast Break
08:43		11-18	-7	9 ROZENBERG R 2-Pts paint made (2 In)
08:42				5 DROR L Assist
08:42	5 ROCA H Player OUT ---->>			
08:42	10 SILVA SANDOVAL F Player OUT ---->>			



## PLAY BY PLAY

文字比分播报

**BRA 60 vs 73 ISR**

**Attendance: 8077**

Game Time	BRA - Brazil	Score	Lead	ISR - Israel
08:42	4 SILVA JR Player IN <<----			
08:42	12 LIMA E Player IN <<----			
08:31				5 DROR L Personal foul
08:31	8 NUNES I Foul On			
08:16	9 PESSOA N 2-Pts paint made (2 In)	13-18	-5	
07:54		13-20	-7	9 ROZENBERG R 2-Pts made (2 In)
07:41	12 LIMA E 2 Pts paint missed (2 Out)			
07:41	Offensive Rebound			
07:36	8 NUNES I 2 Pts paint missed (2 Out)			
07:34	8 NUNES I Offensive Rebound			
07:34	8 NUNES I 2-Pts paint made (2 In)	15-20	-5	
07:08		15-22	-7	12 HENDEL L 2-Pts paint made (2 In)
07:06				5 DROR L Assist
06:57				7 FURMAN R Personal foul
06:57	8 NUNES I Foul On			
06:57				7 FURMAN R Player OUT ---->>
06:57				15 DRAI D Player IN <<----
06:41	9 PESSOA N 2-Pts missed (2 out)			
06:39				12 HENDEL L Defensive Rebound
06:36				12 HENDEL L Turnover
06:36	6 SILVA E Steal			
06:27	12 LIMA E 2-Pts made (2 In)	17-22	-5	
06:00				9 ROZENBERG R 3-Pts missed (3 Out)
05:58	6 SILVA E Defensive Rebound			
05:56	12 LIMA E 2 Pts paint missed (2 Out)			
05:54	12 LIMA E Offensive Rebound			
05:45	12 LIMA E 2 Pts paint missed (2 Out)			
05:43				9 ROZENBERG R Defensive Rebound
05:34				8 MEISHAR D 2 Pts paint missed (2 Out)
05:32	6 SILVA E Defensive Rebound			
05:29				15 DRAI D Personal foul
05:29	12 LIMA E Foul On			
05:29	12 LIMA E Free Throw made (1 In)	18-22	-4	
05:29	12 LIMA E Free Throw missed (1 Out)			
05:26				9 ROZENBERG R Defensive Rebound
05:05		18-24	-6	12 HENDEL L 2-Pts paint made (2 In)
05:03				8 MEISHAR D Assist
04:50				8 MEISHAR D Personal foul
04:50	6 SILVA E Foul On			
04:50				Time out
04:50	6 SILVA E Free Throw made (1 In)	19-24	-5	
04:50	6 SILVA E Free Throw missed (1 Out)			



## PLAY BY PLAY

文字比分播报

**BRA 60 vs 73 ISR**

**Attendance: 8077**

Game Time	BRA - Brazil	Score	Lead	ISR - Israel
04:50				Defensive Rebound
04:28				9 ROZENBERG R 2-Pts missed (2 out)
04:26	6 SILVA E Defensive Rebound			
04:18	6 SILVA E 2-Pts missed (2 out)			
04:18				5 DROR L Defensive Rebound
04:15	6 SILVA E Personal foul			
04:15				5 DROR L Foul On
04:15				5 DROR L Free Throw missed (1 Out)
04:15				5 DROR L Free Throw missed (1 Out)
04:11				5 DROR L Offensive Rebound
04:11		19-26	-7	5 DROR L 2-Pts paint made (2 In)
03:59				12 HENDEL L Personal foul
03:59	6 SILVA E Foul On			
03:59	8 NUNES I Player OUT ---->>			
03:59	13 MIRANDO L Player IN <<----			
03:59	6 SILVA E Free Throw made (1 In)	20-26	-6	
03:59	6 SILVA E Free Throw made (1 In)	21-26	-5	
03:39		21-28	-7	9 ROZENBERG R 2-Pts made (2 In)
03:14	12 LIMA E 2-Pts made (2 In)	23-28	-5	
02:54				5 DROR L 2 Pts paint missed (2 Out)
02:54	Defensive Rebound			
02:43	13 MIRANDO L Offensive foul			
02:43	13 MIRANDO L Turnover			
02:43				8 MEISHAR D Foul On
02:43				Time out
02:31				5 DROR L Player OUT ---->>
02:31				11 DOR OIA Player IN <<----
02:22				11 DOR OIA 2-Pts missed (2 out)
02:20	13 MIRANDO L Defensive Rebound			
02:08	6 SILVA E 2-Pts paint made (2 In)	25-28	-3	
02:06	6 SILVA E Fast Break			
02:05	12 LIMA E Assist			
01:48				8 MEISHAR D 2-Pts missed (2 out)
01:46	13 MIRANDO L Defensive Rebound			
01:36	9 PESSOA N 2 Pts paint missed (2 Out)			
01:35				11 DOR OIA Defensive Rebound
01:31	4 SILVA JR Personal foul			
01:31				9 ROZENBERG R Foul On
01:31				9 ROZENBERG R Free Throw missed (1 Out)
01:31		25-29	-4	9 ROZENBERG R Free Throw made (1 In)
01:03	4 SILVA JR 2-Pts made (2 In)	27-29	-2	
00:40		27-31	-4	9 ROZENBERG R 2-Pts made (2 In)



## PLAY BY PLAY

文字比分播报

**BRA 60 vs 73 ISR**

**Attendance: 8077**

Game Time	BRA - Brazil	Score	Lead	ISR - Israel
00:25	12 LIMA E 2 Pts paint missed (2 Out)			
00:23				9 ROZENBERG R Defensive Rebound
00:22	4 SILVA JR Personal foul			
00:22				8 MEISHAR D Foul On
00:01		27-33	-6	8 MEISHAR D 2-Pts paint made (2 In)
00:00				12 HENDEL L Assist

## THIRD QUARTER

### Quarter Starters:

**BRA** 4 SILVA JR                      6 SILVA E                      9 PESSOA N                      12 LIMA E                      13 MIRANDO L  
**ISR** 12 HENDEL L                      5 DROR L                      8 MEISHAR D                      9 ROZENBERG R                      15 DRAI D

Game Time	BRA - Brazil	Score	Lead	ISR - Israel
10:00	4 SILVA JR Player IN <<----			
10:00	6 SILVA E Player IN <<----			
10:00	9 PESSOA N Player IN <<----			
10:00	12 LIMA E Player IN <<----			
10:00	13 MIRANDO L Player IN <<----			
10:00				12 HENDEL L Player IN <<----
10:00				5 DROR L Player IN <<----
10:00				8 MEISHAR D Player IN <<----
10:00				9 ROZENBERG R Player IN <<----
10:00				15 DRAI D Player IN <<----
09:59	Tap off situation, throw-in			
09:46	12 LIMA E 2-Pts made (2 In)	29-33	-4	
09:27	4 SILVA JR Personal foul			
09:27				5 DROR L Foul On
09:27		29-34	-5	5 DROR L Free Throw made (1 In)
09:26				5 DROR L Free Throw missed (1 Out)
09:25				5 DROR L Offensive Rebound
09:10		29-36	-7	5 DROR L 2-Pts made (2 In)
08:47	9 PESSOA N Turnover			
08:47				12 HENDEL L Steal
08:26				9 ROZENBERG R 3-Pts missed (3 Out)
08:24	12 LIMA E Defensive Rebound			
08:13	6 SILVA E 2-Pts paint made (2 In)	31-36	-5	
08:11	12 LIMA E Assist			
08:01				5 DROR L 2 Pts paint missed (2 Out)
08:01				5 DROR L Offensive Rebound
08:01	13 MIRANDO L Blocked Shot			
07:58		31-38	-7	8 MEISHAR D 2-Pts made (2 In)
07:51	4 SILVA JR Offensive foul			
07:51	4 SILVA JR Turnover			



## PLAY BY PLAY

文字比分播报

**BRA 60 vs 73 ISR**

**Attendance: 8077**

Game Time	BRA - Brazil	Score	Lead	ISR - Israel
07:51				12 HENDEL L Foul On
07:51	4 SILVA JR Player OUT ---->>			
07:51	5 ROCA H Player IN <<----			
07:51	12 LIMA E Player OUT ---->>			
07:51	10 SILVA SANDOVAL F Player IN <<----			
07:51	9 PESSOA N Player OUT ---->>			
07:51	14 ALEXANDRE S Player IN <<----			
07:36				12 HENDEL L 2-Pts missed (2 out)
07:33	Defensive Rebound			
07:22	6 SILVA E Fast Break			
07:21	6 SILVA E 2-Pts paint made (2 In)	33-38	-5	
07:18	10 SILVA SANDOVAL F Assist			
07:01		33-40	-7	5 DROR L 2-Pts paint made (2 In)
07:00				9 ROZENBERG R Assist
06:36	13 MIRANDO L 2-Pts paint made (2 In)	35-40	-5	
06:17		35-42	-7	9 ROZENBERG R 2-Pts paint made (2 In)
06:06	14 ALEXANDRE S 2 Pts paint missed (2 Out)			
06:06				Defensive Rebound
06:06	6 SILVA E Player OUT ---->>			
06:06	5 ROCA H Player OUT ---->>			
06:06	12 LIMA E Player IN <<----			
06:06	9 PESSOA N Player IN <<----			
06:06	13 MIRANDO L Player OUT ---->>			
06:06	8 NUNES I Player IN <<----			
05:51		35-44	-9	5 DROR L 2-Pts paint made (2 In)
05:27	8 NUNES I 2-Pts missed (2 out)			
05:26				8 MEISHAR D Defensive Rebound
05:06				12 HENDEL L 2 Pts paint missed (2 Out)
05:04	8 NUNES I Defensive Rebound			
04:54	12 LIMA E 2 Pts paint missed (2 Out)			
04:51				15 DRAI D Defensive Rebound
04:49				8 MEISHAR D Blocked Shot
04:48	Time out			
04:26		35-47	-12	12 HENDEL L 3-Pts made (3 In)
04:10	12 LIMA E 2-Pts missed (2 out)			
04:08				5 DROR L Defensive Rebound
03:57				12 HENDEL L Turnover
03:38	9 PESSOA N Turnover			
03:38				12 HENDEL L Steal
03:32				9 ROZENBERG R 2 Pts paint missed (2 Out)
03:27				5 DROR L Offensive Rebound
03:25		35-49	-14	8 MEISHAR D 2-Pts paint made (2 In)



## PLAY BY PLAY

文字比分播报

**BRA 60 vs 73 ISR**

**Attendance: 8077**

Game Time	BRA - Brazil	Score	Lead	ISR - Israel
03:23				5 DROR L Assist
03:03	8 NUNES I 3-Pts missed (3 Out)			
03:01				5 DROR L Defensive Rebound
02:46		35-51	-16	12 HENDEL L 2-Pts made (2 In)
02:32				8 MEISHAR D Player OUT ---->>
02:32				14 PHILIPPS R Player IN <<----
02:32	8 NUNES I Player OUT ---->>			
02:32	9 PESSOA N Player OUT ---->>			
02:32	5 ROCA H Player IN <<----			
02:32	6 SILVA E Player IN <<----			
02:32	12 LIMA E Player OUT ---->>			
02:32	13 MIRANDO L Player IN <<----			
02:21	13 MIRANDO L 2-Pts missed (2 out)			
02:16				5 DROR L Defensive Rebound
01:52		35-53	-18	5 DROR L 2-Pts made (2 In)
01:50				9 ROZENBERG R Assist
01:30	13 MIRANDO L 2-Pts missed (2 out)			
01:30				Defensive Rebound
01:30	14 ALEXANDRE S Player OUT ---->>			
01:30	6 SILVA E Player OUT ---->>			
01:30	12 LIMA E Player IN <<----			
01:30	15 SILVA D Player IN <<----			
01:08				9 ROZENBERG R 3-Pts missed (3 Out)
01:06	13 MIRANDO L Defensive Rebound			
01:01				15 DRAI D Personal foul
01:01	15 SILVA D Foul On			
01:01				9 ROZENBERG R Player OUT ---->>
01:01				6 OTTOLENGHI A Player IN <<----
00:49	12 LIMA E 3-Pts missed (3 Out)			
00:46				14 PHILIPPS R Defensive Rebound
00:39	12 LIMA E Steal			
00:39				6 OTTOLENGHI A Turnover
00:39				6 OTTOLENGHI A Personal foul
00:39	12 LIMA E Foul On			
00:35	12 LIMA E Turnover			
00:14				6 OTTOLENGHI A 2-Pts missed (2 out)
00:12	13 MIRANDO L Defensive Rebound			
00:06				14 PHILIPPS R Personal foul
00:06	13 MIRANDO L Foul On			
00:06	13 MIRANDO L Free Throw made (1 In)	36-53	-17	
00:05	13 MIRANDO L Free Throw missed (1 Out)			
00:03				14 PHILIPPS R Defensive Rebound



## PLAY BY PLAY

文字比分播报

**BRA 60 vs 73 ISR**

**Attendance: 8077**

Game Time	BRA - Brazil	Score	Lead	ISR - Israel
-----------	--------------	-------	------	--------------

### FOURTH QUARTER

#### Quarter Starters:

**BRA**

**ISR**

Game Time	BRA - Brazil	Score	Lead	ISR - Israel
10:00				5 DROR L Player IN <<----
10:00				6 OTTOLENGHI A Player IN <<----
10:00				8 MEISHAR D Player IN <<----
10:00				9 ROZENBERG R Player IN <<----
10:00				15 DRAI D Player IN <<----
10:00	10 SILVA SANDOVAL F Player IN <<----			
10:00	8 NUNES I Player IN <<----			
10:00	5 ROCA H Player IN <<----			
10:00	12 LIMA E Player IN <<----			
10:00	15 SILVA D Player IN <<----			
09:56				Tap off situation, throw-in
09:41				6 OTTOLENGHI A 2 Pts paint missed (2 Out)
09:39	8 NUNES I Defensive Rebound			
09:31	12 LIMA E Turnover			
09:31				5 DROR L Steal
09:23				6 OTTOLENGHI A 2-Pts missed (2 out)
09:21	15 SILVA D Defensive Rebound			
09:19	10 SILVA SANDOVAL F Turnover			
08:59				15 DRAI D 2 Pts paint missed (2 Out)
08:57	15 SILVA D Defensive Rebound			
08:48	8 NUNES I 3-Pts missed (3 Out)			
08:48				5 DROR L Defensive Rebound
08:48	10 SILVA SANDOVAL F Personal foul			
08:48				5 DROR L Foul On
08:48				15 DRAI D Player OUT ---->>
08:48				7 FURMAN R Player IN <<----
08:24		36-55	-19	9 ROZENBERG R 2-Pts paint made (2 In)
08:23				5 DROR L Assist
08:17	8 NUNES I 3-Pts made (3 In)	39-55	-16	
08:13	15 SILVA D Personal foul			
08:13				6 OTTOLENGHI A Foul On
08:13				6 OTTOLENGHI A Player OUT ---->>
08:13				12 HENDEL L Player IN <<----
08:00		39-57	-18	5 DROR L 2-Pts made (2 In)
07:59				12 HENDEL L Assist
07:43	8 NUNES I 3-Pts made (3 In)	42-57	-15	



## PLAY BY PLAY

文字比分播报

**BRA 60 vs 73 ISR**

**Attendance: 8077**

Game Time	BRA - Brazil	Score	Lead	ISR - Israel
07:29				9 ROZENBERG R 2 Pts paint missed (2 Out)
07:26	10 SILVA SANDOVAL F Blocked Shot			
07:21				8 MEISHAR D Offensive Rebound
07:20				8 MEISHAR D 2 Pts paint missed (2 Out)
07:19	12 LIMA E Defensive Rebound			
07:19	15 SILVA D Offensive foul			
07:19	15 SILVA D Turnover			
07:19				12 HENDEL L Foul On
07:17	15 SILVA D Personal foul			
07:17				8 MEISHAR D Foul On
07:01				9 ROZENBERG R 2 Pts paint missed (2 Out)
07:00				5 DROR L Offensive Rebound
07:00		42-59	-17	5 DROR L 2-Pts paint made (2 In)
06:38	15 SILVA D 2 Pts paint missed (2 Out)			
06:35	12 LIMA E Offensive Rebound			
06:32	15 SILVA D 2-Pts paint made (2 In)	44-59	-15	
06:31	12 LIMA E Assist			
06:22	5 ROCA H Personal foul			
06:22				8 MEISHAR D Foul On
06:22				8 MEISHAR D Free Throw missed (1 Out)
06:22		44-60	-16	8 MEISHAR D Free Throw made (1 In)
06:16	10 SILVA SANDOVAL F Turnover			
06:16	8 NUNES I Steal			
06:16				5 DROR L Turnover
06:03	8 NUNES I 3-Pts missed (3 Out)			
06:00				8 MEISHAR D Defensive Rebound
05:45				7 FURMAN R 2 Pts paint missed (2 Out)
05:45				8 MEISHAR D Offensive Rebound
05:45	10 SILVA SANDOVAL F Personal foul			
05:45				8 MEISHAR D Foul On
05:45	Time out			
05:45				8 MEISHAR D Free Throw missed (1 Out)
05:43				8 MEISHAR D Free Throw missed (1 Out)
05:38				8 MEISHAR D Offensive Rebound
05:38				8 MEISHAR D Turnover
05:38	12 LIMA E Steal			
05:22	5 ROCA H 2-Pts paint made (2 In)	46-60	-14	
05:20	15 SILVA D Assist			
05:12	5 ROCA H Personal foul			
05:12				7 FURMAN R Foul On
05:12		46-61	-15	7 FURMAN R Free Throw made (1 In)
05:11				7 FURMAN R Free Throw missed (1 Out)





## PLAY BY PLAY

文字比分播报

**BRA 60 vs 73 ISR**

**Attendance: 8077**

Game Time	BRA - Brazil	Score	Lead	ISR - Israel
05:06	8 NUNES I Defensive Rebound			
04:57				8 MEISHAR D Personal foul
04:57	10 SILVA SANDOVAL F Foul On			
04:57				8 MEISHAR D Player OUT ---->>
04:57				14 PHILIPPS R Player IN <<----
04:57	10 SILVA SANDOVAL F Free Throw made (1 In)	47-61	-14	
04:57	10 SILVA SANDOVAL F Free Throw made (1 In)	48-61	-13	
04:57	5 ROCA H Player OUT ---->>			
04:57	10 SILVA SANDOVAL F Player OUT ---->>			
04:57	9 PESSOA N Player IN <<----			
04:57	14 ALEXANDRE S Player IN <<----			
04:55	14 ALEXANDRE S Personal foul			
04:55				12 HENDEL L Foul On
04:55				12 HENDEL L Free Throw missed (1 Out)
04:53				12 HENDEL L Free Throw missed (1 Out)
04:51	15 SILVA D Defensive Rebound			
04:39	12 LIMA E 2-Pts missed (2 out)			
04:37				5 DROR L Defensive Rebound
04:37	9 PESSOA N Personal foul			
04:37				9 ROZENBERG R Foul On
04:37				9 ROZENBERG R Free Throw missed (1 Out)
04:37		48-62	-14	9 ROZENBERG R Free Throw made (1 In)
04:24	12 LIMA E 2-Pts made (2 In)	50-62	-12	
04:22	8 NUNES I Assist			
04:13	12 LIMA E Personal foul			
04:13				12 HENDEL L Foul On
04:13				12 HENDEL L Free Throw missed (1 Out)
04:12				12 HENDEL L Free Throw missed (1 Out)
04:09	12 LIMA E Defensive Rebound			
04:01	12 LIMA E Turnover			
04:01	8 NUNES I Personal foul			
04:01				9 ROZENBERG R Foul On
04:01		50-63	-13	9 ROZENBERG R Free Throw made (1 In)
04:00				9 ROZENBERG R Free Throw missed (1 Out)
03:54				14 PHILIPPS R Offensive Rebound
03:54				14 PHILIPPS R 2 Pts paint missed (2 Out)
03:51	15 SILVA D Defensive Rebound			
03:50	8 NUNES I Turnover			
03:49	12 LIMA E Personal foul			
03:49				9 ROZENBERG R Foul On
03:49		50-64	-14	9 ROZENBERG R Free Throw made (1 In)
03:47				9 ROZENBERG R Free Throw missed (1 Out)



## PLAY BY PLAY

文字比分播报

**BRA 60 vs 73 ISR**

**Attendance: 8077**

Game Time	BRA - Brazil	Score	Lead	ISR - Israel
03:46				9 ROZENBERG R Offensive Rebound
03:33				9 ROZENBERG R 2 Pts paint missed (2 Out)
03:33	8 NUNES I Defensive Rebound			
03:33				5 DROR L Personal foul
03:33	8 NUNES I Foul On			
03:21	8 NUNES I 3-Pts missed (3 Out)			
03:19	15 SILVA D Offensive Rebound			
03:15				5 DROR L Steal
03:15	15 SILVA D Turnover			
03:06	14 ALEXANDRE S Personal foul			
03:06				12 HENDEL L Foul On
03:02				12 HENDEL L Free Throw missed (1 Out)
03:02				12 HENDEL L Free Throw missed (1 Out)
03:02				14 PHILIPPS R Offensive Rebound
03:02	15 SILVA D Personal foul			
03:02				14 PHILIPPS R Foul On
03:02				14 PHILIPPS R Free Throw missed (1 Out)
03:02		50-65	-15	14 PHILIPPS R Free Throw made (1 In)
02:40	14 ALEXANDRE S 3-Pts made (3 In)	53-65	-12	
02:37	8 NUNES I Assist			
02:36	12 LIMA E Personal foul			
02:36				9 ROZENBERG R Foul On
02:36		53-66	-13	9 ROZENBERG R Free Throw made (1 In)
02:36		53-67	-14	9 ROZENBERG R Free Throw made (1 In)
02:22	12 LIMA E 2-Pts paint made (2 In)	55-67	-12	
02:20	8 NUNES I Assist			
02:16	9 PESSOA N Personal foul			
02:16				12 HENDEL L Foul On
02:16				12 HENDEL L Free Throw missed (1 Out)
02:15				12 HENDEL L Free Throw missed (1 Out)
02:14	Defensive Rebound			
02:02				9 ROZENBERG R Personal foul
02:02	14 ALEXANDRE S Foul On			
02:02	14 ALEXANDRE S Free Throw made (1 In)	56-67	-11	
02:02	14 ALEXANDRE S Free Throw made (1 In)	57-67	-10	
02:02	14 ALEXANDRE S Free Throw made (1 In)	58-67	-9	
01:51	14 ALEXANDRE S Personal foul			
01:51				5 DROR L Foul On
01:51				5 DROR L Free Throw missed (1 Out)
01:51				5 DROR L Free Throw missed (1 Out)
01:48	8 NUNES I Defensive Rebound			
01:37	8 NUNES I 3-Pts missed (3 Out)			



## PLAY BY PLAY

文字比分播报

**BRA 60 vs 73 ISR**

**Attendance: 8077**

Game Time	BRA - Brazil	Score	Lead	ISR - Israel
01:36				5 DROR L Defensive Rebound
01:36	9 PESSOA N Personal foul			
01:36				5 DROR L Foul On
01:36				5 DROR L Free Throw missed (1 Out)
01:36		58-68	-10	5 DROR L Free Throw made (1 In)
01:15	8 NUNES I 3-Pts missed (3 Out)			
01:15	Time out			
01:11	9 PESSOA N Personal foul			
01:11				5 DROR L Foul On
01:11		58-69	-11	5 DROR L Free Throw made (1 In)
01:11		58-70	-12	5 DROR L Free Throw made (1 In)
00:51	15 SILVA D 2-Pts paint made (2 In)	60-70	-10	
00:40	12 LIMA E Unsportmanlike foul			
00:40				12 HENDEL L Foul On
00:40				12 HENDEL L Free Throw missed (1 Out)
00:40		60-71	-11	12 HENDEL L Free Throw made (1 In)
00:24	8 NUNES I Steal			
00:24				14 PHILIPPS R Turnover
00:17	9 PESSOA N 2 Pts paint missed (2 Out)			
00:16				5 DROR L Defensive Rebound
00:02		60-73	-13	5 DROR L 2-Pts paint made (2 In)
00:00				14 PHILIPPS R Assist



## RESULTS

比赛成绩

### BRA 27 vs 33 ISR

Attendance: 0

Referee: URUNUELA Juan Manuel (ESP)

Commissioner: KERR Trevor Andrew (CAN)

Umpires: HO Shuet Mei (SIN); ROJA Cristian (ITA)

Classifier: TSUNEMI Hiroshi (JPN)

		Q1		Q2	
Scoring by 5 min intervals:	BRA	2	11	18	27
	ISR	10	14	24	33

#### BRA - BRAZIL

No.	Name	Sport Class	MIN	Field Goals		2 Points		3 Points		Free Throws		Rebounds			AS	TO	ST	BS	PF	FO	PTS
				M/A	%	M/A	%	M/A	%	M/A	%	OR	DR	TOT							
*5	ROCA Heriberto	1.0	11:18													1	1		2		0
*6	SILVA Erick	3.5	20:00	4/7	57	4/7	57			4/5	80	1	3	4			2	1	2	5	12
*8	NUNES Irio	4.5	16:01	2/4	50	2/4	50					2		2	2	1				2	4
*10	SILVA SANDOVAL Francisco	3.0	11:18	1/4	25	1/4	25					1	3	4		1	1		2	1	2
*14	ALEXANDRE Sergio	2.0	04:33	0/1	0			0/1	0												0
4	SILVA Jose Ricardo (C)	1.5	08:42	1/1	100	1/1	100												2		2
7	SILVA Jose Marcos	4.0	00:00																		0
9	PESSOA Nilton	2.0	15:27	1/4	25	1/4	25									2					2
11	SILVA JUNIOR Gelson	3.5	00:00																		0
12	LIMA Everaldo	2.5	08:42	2/6	33	2/6	33			1/2	50	1		1	1					1	5
13	MIRANDO Leandro	4.5	03:59										2	2		1			1		0
15	SILVA Douglas	3.0	00:00																		0
Team/Coach																					
<b>Totals</b>				11/27	41	11/26	42	0/1	0	5/7	71	6	10	16	3	6	4	1	9	9	27
<b>Coach</b>		SILVA Itamar Luiz																			
<b>Assistant Coach</b>		SILVA SANTOS Sileno																			

#### ISR - ISRAEL

No.	Name	Sport Class	MIN	Field Goals		2 Points		3 Points		Free Throws		Rebounds			AS	TO	ST	BS	PF	FO	PTS
				M/A	%	M/A	%	M/A	%	M/A	%	OR	DR	TOT							
*5	DROR Lior	4.5	17:29	4/7	57	4/7	57			0/4	0	1	1	2	2		1		1	2	8
*7	FURMAN Ron	1.0	13:03										1	1					3		0
*8	MEISHAR Dotan	4.0	20:00	3/6	50	3/6	50					2	3	5	1				1	2	6
*9	ROZENBERG Roei	2.5	20:00	5/9	56	5/7	71	0/2	0	1/2	50		3	3	2	2	1		1	3	11
*12	HENDEL Liran	2.0	20:00	4/5	80	4/5	80					1	2	3	1	3			2	2	8
4	SAR TOV Eyal	4.5	00:00																		0
6	OTTOLENGHI Ariel	2.0	00:00																		0
10	LEHRMAN Avraham	2.0	00:00																		0
11	DOR Oon Igal Allon	4.5	02:31	0/1	0	0/1	0						1	1							0
13	HAIM Shay-Refael	2.0	00:00																		0
14	PHILIPPS Rotem (C)	4.0	00:00																		0
15	DRAI David	1.0	06:57																1		0
Team/Coach																					
<b>Totals</b>				16/28	57	16/26	62	0/2	0	1/6	17	4	12	16	6	5	2		9	9	33
<b>Coach</b>		PINTO Ari																			
<b>Assistant Coach</b>		KLEIN Benyamin      ZAIDE Michael																			

	BRA	ISR
Points from Turnovers	4	6
Points in the Paint	14	20
Second Chance Points	8	6
Fast Break Points	0	2

	BRA	ISR
Biggest Lead	0	8
Biggest Scoring Run	4-0(11-14)	8-0(2-10)
Lead Changes	0	
Times Tied	1	

#### Legend:

%	Shooting Percentage	(C)	Captain	*	Starters	AS	Assists
BS	Blocked Shots	DR	Defensive Rebounds	FO	Fouls On	M/A	Made/Attempts
MIN	Minutes Played	OR	Offensive Rebounds	PF	Fouls	PTS	Points
Qx	Quarter Time	ST	Steals	TO	Turnovers	TOT	Total Rebounds



## RESULTS

比赛成绩

### BRA 60 vs 73 ISR

Attendance: 8077

Referee: URUNUELA Juan Manuel (ESP)

Commissioner: KERR Trevor Andrew (CAN)

Umpires: HO Shuet Mei (SIN); ROJA Cristian (ITA)

Classifier: TSUNEMI Hiroshi (JPN)

Scoring by 5 min intervals:		Q1		Q2		Q3		Q4	
BRA		2	11	18	27	35	36	46	60
ISR		10	14	24	33	44	53	61	73

#### BRA - BRAZIL

No.	Name	Sport Class	MIN	Field Goals		2 Points		3 Points		Free Throws		Rebounds			AS	TO	ST	BS	PF	FO	PTS
				M/A	%	M/A	%	M/A	%	M/A	%	OR	DR	TOT							
*5	ROCA Heriberto	1.0	20:38	1/1	100	1/1	100									1	1			4	2
*6	SILVA Erick	3.5	24:56	6/9	67	6/9	67			4/5	80	1	3	4			2	1	2	5	16
*8	NUNES Irio	4.5	29:35	4/13	31	2/5	40	2/8	25			2	5	7	5	2	2		1	3	10
*10	SILVA SANDOVAL Francisco	3.0	24:12	1/4	25	1/4	25			2/2	100	1	3	4	1	3	1	1	4	2	4
*14	ALEXANDRE Sergio	2.0	15:51	1/3	33	0/1	0	1/2	50	3/3	100								3	1	6
4	SILVA Jose Ricardo (C)	1.5	10:51	1/1	100	1/1	100									1				4	2
7	SILVA Jose Marcos	4.0	00:00																		0
9	PESSOA Nilton	2.0	26:07	1/5	20	1/5	20									4				4	2
11	SILVA JUNIOR Gelson	3.5	00:00																		0
12	LIMA Everaldo	2.5	25:55	5/13	38	5/12	42	0/1	0	1/2	50	2	3	5	3	3	2		4	2	11
13	MIRANDO Leandro	4.5	10:25	1/3	33	1/3	33			1/2	50		4	4		1		1	1	1	3
15	SILVA Douglas	3.0	11:30	2/3	67	2/3	67					1	4	5	1	2			4	1	4
Team/Coach																					
<b>Totals</b>				23/55	42	20/44	45	3/11	27	11/14	79	8	26	34	10	17	8	3	31	15	60
<b>Coach</b>		SILVA Itamar Luiz																			
<b>Assistant Coach</b>		SILVA SANTOS Sileno																			

#### ISR - ISRAEL

No.	Name	Sport Class	MIN	Field Goals		2 Points		3 Points		Free Throws		Rebounds			AS	TO	ST	BS	PF	FO	PTS
				M/A	%	M/A	%	M/A	%	M/A	%	OR	DR	TOT							
*5	DROR Lior	4.5	37:29	11/15	73	11/15	73			4/12	33	5	8	13	4	1	3		2	7	26
*7	FURMAN Ron	1.0	21:51	0/1	0	0/1	0			1/2	50		1	1					3	1	1
*8	MEISHAR Dotan	4.0	32:31	5/9	56	5/9	56			1/4	25	5	5	10	1	1		1	2	5	11
*9	ROZENBERG Roei	2.5	38:59	7/17	41	7/13	54	0/4	0	6/10	60	1	3	4	4	2	1		2	7	20
*12	HENDEL Liran	2.0	38:13	6/9	67	5/8	63	1/1	100	1/10	10	1	2	3	2	4	2		2	9	14
4	SAR TOV Eyal	4.5	00:00																		0
6	OTTOLENGHI Ariel	2.0	02:48	0/3	0	0/3	0									1			1	1	0
10	LEHRMAN Avraham	2.0	00:00																		0
11	DOR Oon Igal Allon	4.5	02:31	0/1	0	0/1	0						1	1							0
13	HAIM Shay-Refael	2.0	00:00																		0
14	PHILIPPS Rotem (C)	4.0	07:29	0/1	0	0/1	0			1/2	50	2	2	4	1	1			1	1	1
15	DRAI David	1.0	18:09	0/1	0	0/1	0						1	1					2		0
Team/Coach																					
<b>Totals</b>				29/57	51	28/52	54	1/5	20	14/40	35	14	26	40	12	10	6	1	15	31	73
<b>Coach</b>		PINTO Ari																			
<b>Assistant Coach</b>		KLEIN Benyamin																			
		ZAIDE Michael																			

	BRA	ISR
Points from Turnovers	6	11
Points in the Paint	28	34
Second Chance Points	10	13
Fast Break Points	2	2

	BRA	ISR
Biggest Lead	0	19
Biggest Scoring Run	5-0(58-67)	13-0(35-53)
Lead Changes	0	
Times Tied	1	

#### Legend:

%	Shooting Percentage	(C)	Captain	*	Starters	AS	Assists
BS	Blocked Shots	DR	Defensive Rebounds	FO	Fouls On	M/A	Made/Attempts
MIN	Minutes Played	OR	Offensive Rebounds	OTx	Overtime	PF	Fouls
PTS	Points	Qx	Quarter Time	ST	Steals	TO	Turnovers
TOT	Total Rebounds						



## START LIST

首发名单

### AUS - CHN

**Referee:** SALGUERO Cristian Ariel (ARG)  
**Umpires:** KUERZI Bill (USA); SAUNDERS Charles David (RSA)

**Commissioner:** COSSAER Dirk Lodewijk M (BEL)  
**Classifier:** MACKAY Kenneth (GBR)

#### AUS - Australia

No.	Name	Pos	Age	Sport Class	Current Games Statistics						
					PPG	FG%	3FG%	FT%	RPG	APG	MPG (GP)
4	EVESON Justin	F	28	4.5	39.0	62	0	64	14.0	8.0	38:08 (1)
5	SACHS Troy	C	32	4.5	4.0	33		100	1.0		11:08 (1)
6	STIBNERS Brett	F	29	4.0	6.0	75	0		1.0		06:52 (1)
7	NORRIS Shaun	F/G	23	3.0	16.0	39	0	50	7.0	2.0	33:34 (1)
8	HARTNETT Michael	G	26	1.0	0.0	0			1.0	1.0	27:15 (1)
9	KNOWLES Tristan	F	25	4.0	0.0	0					01:52 (1)
10	KING Adrian	F	36	2.0	0.0					2.0	06:26 (1)
11	SIMMONS Tige	G	31	1.0	0.0						07:03 (1)
12	MIZENS Grant	G	31	2.0	0.0				1.0		06:54 (1)
13	ALCOTT Dylan	G	17	1.0	0.0	0					07:23 (1)
14	DOWLER Brendan	G	40	1.0	0.0	0			2.0		31:47 (1)
15	NESS Brad (C)	C	33	4.5	8.0	43		50	5.0	1.0	22:22 (1)
Team			29.3		73.0	48	0	62	32.0	14.0	
<b>Coach</b>		ETTRIDGE Benjamin James									
<b>Assistant Coach</b>		FRIDAY Craig Anthony									

AUS Played		
PR	BRA	73-72
PR	GBR	08 SEP
PR	ISR	10 SEP
PR	USA	11 SEP

#### CHN - China

No.	Name	Pos	Age	Sport Class	Current Games Statistics						
					PPG	FG%	3FG%	FT%	RPG	APG	MPG (GP)
4	CHEN Guojun	C	24	4.0	5.0	40	0	67	5.0		18:23 (2)
5	HUANG Xunan	F	23	4.0	9.5	44	0	100	5.5		20:57 (2)
6	YANG Lei	C	25	3.5	7.0	27	0	40	5.0	0.5	22:51 (2)
7	ZHANG Lei	C	22	4.5	0.0						00:00 (0)
8	DING Hai	C	21	4.5	3.0	19	0		6.0	1.0	17:48 (2)
9	XU Hang	F	20	2.5	0.0	0			1.0		05:37 (1)
10	LIN Yin Hai	F	21	3.5	0.0						00:00 (0)
11	QU Huanjian	F	23	2.0	2.0	22		0	2.0		21:38 (2)
12	GUO Yandong	F/G	21	2.0	4.0	40			2.5	1.0	20:03 (2)
13	LI Pengcheng	G	27	2.0	2.0	22			2.5	2.5	24:02 (2)
14	CHEN Haijiang	G	32	2.0	3.0	19			2.0	1.5	36:51 (2)
15	CHEN Qi (C)	F/G	32	1.5	2.0	40			0.5	1.0	14:36 (2)
Team			24.3		37.5	29	0	54	31.5	7.5	
<b>Coach</b>		XU Yuansheng									
<b>Assistant Coach</b>		ZHAI Yongjun									

CHN Played		
PR	GBR	34-81
PR	ISR	41-80
PR	USA	10 SEP
PR	BRA	11 SEP

**Legend:**

3FG%	3 Field Goals %	APG	Assists per Game	C	Centre	F	Forward
FG%	Field Goals %	FT%	Free Throws %	G	Guard	GP	Games Played
MPG	Minutes Played per Game	Pos	Playing Position	PPG	Points per Game	PR	Preliminary Round
RPG	Rebounds per Game						



## PLAY BY PLAY

文字比分播报

**AUS 30 vs 20 CHN**

**Attendance: 8077**

Scoring by 5 min intervals:

	Q1		Q2	
AUS	13	17	20	30
CHN	4	6	14	20

### FIRST QUARTER

#### Quarter Starters:

**AUS** 4 EVESON J      7 NORRIS S      8 HARTNETT M      14 DOWLER B      15 NESS B  
**CHN** 6 YANG L      8 DING H      11 QU H      13 LI P      14 CHEN H

Game Time	AUS - Australia	Score	Lead	CHN - China
10:00	4 EVESON J Player IN <<----			
10:00	7 NORRIS S Player IN <<----			
10:00	8 HARTNETT M Player IN <<----			
10:00	14 DOWLER B Player IN <<----			
10:00	15 NESS B Player IN <<----			
10:00				6 YANG L Player IN <<----
10:00				8 DING H Player IN <<----
10:00				11 QU H Player IN <<----
10:00				13 LI P Player IN <<----
10:00				14 CHEN H Player IN <<----
10:00	15 NESS B Tap off won			6 YANG L Tap off lost
09:47	7 NORRIS S 2 Pts paint missed (2 Out)			
09:46	8 HARTNETT M Offensive Rebound			
09:33	15 NESS B 2 Pts paint missed (2 Out)			
09:31				8 DING H Defensive Rebound
09:14				8 DING H 2-Pts missed (2 out)
09:08	4 EVESON J Defensive Rebound			
09:07	4 EVESON J Turnover			
09:07				8 DING H Steal
08:53				6 YANG L 2-Pts missed (2 out)
08:51	4 EVESON J Defensive Rebound			
08:41	7 NORRIS S 2-Pts paint made (2 In)	2-0	+2	
08:16		2-2	0	6 YANG L 2-Pts made (2 In)
08:12				13 LI P Assist
08:04	15 NESS B 2-Pts paint made (2 In)	4-2	+2	
08:04	4 EVESON J Assist			
08:04				14 CHEN H Personal foul
08:04	15 NESS B Foul On			
08:04	15 NESS B Free Throw made (1 In)	5-2	+3	
07:56				11 QU H Turnover
07:42	7 NORRIS S 2 Pts paint missed (2 Out)			
07:38				14 CHEN H Defensive Rebound
07:32	15 NESS B Steal			
07:32				11 QU H Turnover



## PLAY BY PLAY

文字比分播报

AUS 30 vs 20 CHN

Attendance: 8077

Game Time	AUS - Australia	Score	Lead	CHN - China
07:19	15 NESS B 2 Pts paint missed (2 Out)			
07:16	15 NESS B Offensive Rebound			
07:16	15 NESS B 2-Pts paint made (2 In)	7-2	+5	
06:56		7-4	+3	6 YANG L 2-Pts paint made (2 In)
06:54				11 QU H Assist
06:41	7 NORRIS S 2-Pts paint made (2 In)	9-4	+5	
06:40	4 EVESON J Assist			
06:21	8 HARTNETT M Personal foul			
06:21				11 QU H Foul On
06:21				11 QU H Player OUT ---->>
06:21				12 GUO Y Player IN <<----
06:05				13 LI P Turnover
06:05	4 EVESON J Steal			
05:58	7 NORRIS S 2 Pts paint missed (2 Out)			
05:56	15 NESS B Offensive Rebound			
05:56	15 NESS B 2-Pts paint made (2 In)	11-4	+7	
05:42				14 CHEN H Turnover
05:32	15 NESS B 2-Pts paint made (2 In)	13-4	+9	
05:31	4 EVESON J Assist			
05:29				Time out
05:29				8 DING H Player OUT ---->>
05:29				4 CHEN G Player IN <<----
05:19	7 NORRIS S Steal			
05:19				13 LI P Turnover
05:18				13 LI P Personal foul
05:18	7 NORRIS S Foul On			
05:15				12 GUO Y Personal foul
05:15	4 EVESON J Foul On			
05:05				6 YANG L Steal
05:05	8 HARTNETT M Turnover			
05:01				6 YANG L Turnover
05:01	4 EVESON J Steal			
04:58	7 NORRIS S 2-Pts paint made (2 In)	15-4	+11	
04:56	4 EVESON J Assist			
04:32				13 LI P 2-Pts missed (2 out)
04:30	15 NESS B Defensive Rebound			
04:23				12 GUO Y Personal foul
04:23	15 NESS B Foul On			
04:23	4 EVESON J Player OUT ---->>			
04:23	14 DOWLER B Player OUT ---->>			
04:23	5 SACHS T Player IN <<----			
04:23	11 SIMMONS T Player IN <<----			





## PLAY BY PLAY

文字比分播报

AUS 30 vs 20 CHN

Attendance: 8077

Game Time	AUS - Australia	Score	Lead	CHN - China
04:11	8 HARTNETT M 2-Pts missed (2 out)			
04:10				14 CHEN H Defensive Rebound
03:48				12 GUO Y Turnover
03:21	7 NORRIS S 3-Pts missed (3 Out)			
03:20				4 CHEN G Defensive Rebound
02:59				13 LI P 2-Pts missed (2 out)
02:59	Defensive Rebound			
02:59				12 GUO Y Player OUT ---->>
02:59				11 QU H Player IN <<----
02:33	5 SACHS T 2-Pts missed (2 out)			
02:33				6 YANG L Defensive Rebound
02:33	7 NORRIS S Player OUT ---->>			
02:33	8 HARTNETT M Player OUT ---->>			
02:33	10 KING A Player IN <<----			
02:33	12 MIZENS G Player IN <<----			
02:20				13 LI P 2 Pts paint missed (2 Out)
02:18	15 NESS B Defensive Rebound			
02:09	15 NESS B 2-Pts paint made (2 In)	17-4	+13	
01:48		17-6	+11	11 QU H 2-Pts made (2 In)
01:37				6 YANG L Personal foul
01:37	5 SACHS T Foul On			
01:37	15 NESS B Player OUT ---->>			
01:37	9 KNOWLES T Player IN <<----			
01:37	5 SACHS T Free Throw missed (1 Out)			
01:36	5 SACHS T Free Throw missed (1 Out)			
01:34				4 CHEN G Defensive Rebound
01:08				4 CHEN G 2 Pts paint missed (2 Out)
01:07	5 SACHS T Defensive Rebound			
00:53	12 MIZENS G 2 Pts paint missed (2 Out)			
00:52				11 QU H Defensive Rebound
00:27				13 LI P 2-Pts missed (2 out)
00:22	9 KNOWLES T Defensive Rebound			
00:03	10 KING A 2 Pts paint missed (2 Out)			
00:02				11 QU H Defensive Rebound

## SECOND QUARTER

### Quarter Starters:

AUS 5 SACHS T                      9 KNOWLES T                      10 KING A                      11 SIMMONS T                      12 MIZENS G  
CHN 14 CHEN H                      6 YANG L                      11 QU H                      13 LI P                      8 DING H

Game Time	AUS - Australia	Score	Lead	CHN - China
10:00	5 SACHS T Player IN <<----			
10:00	9 KNOWLES T Player IN <<----			



## PLAY BY PLAY

文字比分播报

AUS 30 vs 20 CHN

Attendance: 8077

Game Time	AUS - Australia	Score	Lead	CHN - China
10:00	10 KING A Player IN <<----			
10:00	11 SIMMONS T Player IN <<----			
10:00	12 MIZENS G Player IN <<----			
10:00				14 CHEN H Player IN <<----
10:00				6 YANG L Player IN <<----
10:00				11 QU H Player IN <<----
10:00				13 LI P Player IN <<----
10:00				8 DING H Player IN <<----
09:50				Tap off situation, throw-in
09:43		17-8	+9	6 YANG L 2-Pts made (2 In)
09:42				13 LI P Assist
09:20	11 SIMMONS T Turnover			
09:20				11 QU H Steal
09:01		17-10	+7	8 DING H 2-Pts made (2 In)
08:59				11 QU H Assist
08:34	10 KING A 2-Pts missed (2 out)			
08:31				8 DING H Defensive Rebound
08:15		17-12	+5	14 CHEN H 2-Pts made (2 In)
08:13				13 LI P Assist
07:50	5 SACHS T Turnover			
07:33				8 DING H 2 Pts paint missed (2 Out)
07:32	5 SACHS T Defensive Rebound			
07:15	11 SIMMONS T 2 Pts paint missed (2 Out)			
07:14				11 QU H Defensive Rebound
07:01		17-14	+3	8 DING H 2-Pts paint made (2 In)
06:41	11 SIMMONS T 2 Pts paint missed (2 Out)			
06:39	12 MIZENS G Offensive Rebound			
06:35	9 KNOWLES T 2-Pts paint made (2 In)	19-14	+5	
06:35	12 MIZENS G Assist			
06:35	5 SACHS T Player OUT ---->>			
06:35	11 SIMMONS T Player OUT ---->>			
06:35	4 EVESON J Player IN <<----			
06:35	13 ALCOTT D Player IN <<----			
06:22				13 LI P 2-Pts missed (2 out)
06:20				6 YANG L Offensive Rebound
06:04				14 CHEN H 2-Pts missed (2 out)
06:04	Defensive Rebound			
05:51	4 EVESON J Turnover			
05:35				8 DING H 2 Pts paint missed (2 Out)
05:29	12 MIZENS G Defensive Rebound			
05:24				13 LI P Personal foul
05:24	13 ALCOTT D Foul On			



## PLAY BY PLAY

文字比分播报

AUS 30 vs 20 CHN

Attendance: 8077

Game Time	AUS - Australia	Score	Lead	CHN - China
05:24	9 KNOWLES T Player OUT ---->>			
05:24	6 STIBNERS B Player IN <<----			
05:24	13 ALCOTT D Free Throw made (1 In)	20-14	+6	
05:22	13 ALCOTT D Free Throw missed (1 Out)			
05:20	6 STIBNERS B Offensive Rebound			
05:04	13 ALCOTT D 3-Pts missed (3 Out)			
05:02				8 DING H Defensive Rebound
04:48		20-16	+4	14 CHEN H 2-Pts made (2 In)
04:24	10 KING A 2-Pts missed (2 out)			
04:23				11 QU H Defensive Rebound
04:08				8 DING H Turnover
03:56	4 EVESON J 2-Pts missed (2 out)			
03:56	Offensive Rebound			
03:56				6 YANG L Blocked Shot
03:56	6 STIBNERS B Player OUT ---->>			
03:56	10 KING A Player OUT ---->>			
03:56	12 MIZENS G Player OUT ---->>			
03:56	7 NORRIS S Player IN <<----			
03:56	14 DOWLER B Player IN <<----			
03:56	15 NESS B Player IN <<----			
03:51				14 CHEN H Steal
03:51	7 NORRIS S Turnover			
03:44		20-18	+2	8 DING H 2-Pts paint made (2 In)
03:44				8 DING H Fast Break
03:44	Time out			
03:21	15 NESS B 2-Pts paint made (2 In)	22-18	+4	
03:18	4 EVESON J Assist			
03:09	14 DOWLER B Personal foul			
03:09				8 DING H Foul On
02:58				6 YANG L 2 Pts paint missed (2 Out)
02:56	15 NESS B Defensive Rebound			
02:47	4 EVESON J 2-Pts paint made (2 In)	24-18	+6	
02:46	7 NORRIS S Assist			
02:33				14 CHEN H Turnover
02:14	15 NESS B 2 Pts paint missed (2 Out)			
02:14				11 QU H Defensive Rebound
02:14	13 ALCOTT D Personal foul			
02:14				11 QU H Foul On
02:07				13 LI P Turnover
02:07				Time out
01:47	15 NESS B 2-Pts paint made (2 In)	26-18	+8	
01:46	7 NORRIS S Assist			



## PLAY BY PLAY

文字比分播报

AUS 30 vs 20 CHN

Attendance: 8077

Game Time	AUS - Australia	Score	Lead	CHN - China
01:27		26-20	+6	8 DING H 2-Pts paint made (2 In)
01:27	14 DOWLER B Personal foul			
01:27				8 DING H Foul On
01:26				8 DING H Free Throw missed (1 Out)
01:24	15 NESS B Defensive Rebound			
01:14	15 NESS B 2-Pts paint made (2 In)	28-20	+8	
00:50	7 NORRIS S Steal			
00:50				11 QU H Turnover
00:50				13 LI P Steal
00:50	14 DOWLER B Turnover			
00:37				6 YANG L 2-Pts missed (2 out)
00:36	4 EVESON J Defensive Rebound			
00:18	13 ALCOTT D 2-Pts made (2 In)	30-20	+10	
00:17	4 EVESON J Assist			
00:09				11 QU H Turnover
00:09	13 ALCOTT D Player OUT ---->>			
00:09	8 HARTNETT M Player IN <<----			
00:02	4 EVESON J 3-Pts missed (3 Out)			
00:01				8 DING H Defensive Rebound



## PLAY BY PLAY

文字比分播报

**AUS 79 vs 44 CHN**

**Attendance: 8077**

Scoring by 5 min intervals:		Q1		Q2		Q3		Q4	
AUS		13	17	20	30	45	51	64	79
CHN		4	6	14	20	22	28	36	44

### FIRST QUARTER

#### Quarter Starters:

**AUS** 4 EVESON J      7 NORRIS S      8 HARTNETT M      14 DOWLER B      15 NESS B  
**CHN** 6 YANG L      8 DING H      11 QU H      13 LI P      14 CHEN H

Game Time	AUS - Australia	Score	Lead	CHN - China
10:00	4 EVESON J Player IN <<----			
10:00	7 NORRIS S Player IN <<----			
10:00	8 HARTNETT M Player IN <<----			
10:00	14 DOWLER B Player IN <<----			
10:00	15 NESS B Player IN <<----			
10:00				6 YANG L Player IN <<----
10:00				8 DING H Player IN <<----
10:00				11 QU H Player IN <<----
10:00				13 LI P Player IN <<----
10:00				14 CHEN H Player IN <<----
10:00	15 NESS B Tap off won			6 YANG L Tap off lost
09:47	7 NORRIS S 2 Pts paint missed (2 Out)			
09:46	8 HARTNETT M Offensive Rebound			
09:33	15 NESS B 2 Pts paint missed (2 Out)			
09:31				8 DING H Defensive Rebound
09:14				8 DING H 2-Pts missed (2 out)
09:08	4 EVESON J Defensive Rebound			
09:07	4 EVESON J Turnover			
09:07				8 DING H Steal
08:53				6 YANG L 2-Pts missed (2 out)
08:51	4 EVESON J Defensive Rebound			
08:41	7 NORRIS S 2-Pts paint made (2 In)	2-0	+2	
08:16		2-2	0	6 YANG L 2-Pts made (2 In)
08:12				13 LI P Assist
08:04	15 NESS B 2-Pts paint made (2 In)	4-2	+2	
08:04	4 EVESON J Assist			
08:04				14 CHEN H Personal foul
08:04	15 NESS B Foul On			
08:04	15 NESS B Free Throw made (1 In)	5-2	+3	
07:56				11 QU H Turnover
07:42	7 NORRIS S 2 Pts paint missed (2 Out)			
07:38				14 CHEN H Defensive Rebound
07:32	15 NESS B Steal			
07:32				11 QU H Turnover



## PLAY BY PLAY

文字比分播报

AUS 79 vs 44 CHN

Attendance: 8077

Game Time	AUS - Australia	Score	Lead	CHN - China
07:19	15 NESS B 2 Pts paint missed (2 Out)			
07:16	15 NESS B Offensive Rebound			
07:16	15 NESS B 2-Pts paint made (2 In)	7-2	+5	
06:56		7-4	+3	6 YANG L 2-Pts paint made (2 In)
06:54				11 QU H Assist
06:41	7 NORRIS S 2-Pts paint made (2 In)	9-4	+5	
06:40	4 EVESON J Assist			
06:21	8 HARTNETT M Personal foul			
06:21				11 QU H Foul On
06:21				11 QU H Player OUT ---->>
06:21				12 GUO Y Player IN <<----
06:05				13 LI P Turnover
06:05	4 EVESON J Steal			
05:58	7 NORRIS S 2 Pts paint missed (2 Out)			
05:56	15 NESS B Offensive Rebound			
05:56	15 NESS B 2-Pts paint made (2 In)	11-4	+7	
05:42				14 CHEN H Turnover
05:32	15 NESS B 2-Pts paint made (2 In)	13-4	+9	
05:31	4 EVESON J Assist			
05:29				Time out
05:29				8 DING H Player OUT ---->>
05:29				4 CHEN G Player IN <<----
05:19	7 NORRIS S Steal			
05:19				13 LI P Turnover
05:18				13 LI P Personal foul
05:18	7 NORRIS S Foul On			
05:15				12 GUO Y Personal foul
05:15	4 EVESON J Foul On			
05:05				6 YANG L Steal
05:05	8 HARTNETT M Turnover			
05:01				6 YANG L Turnover
05:01	4 EVESON J Steal			
04:58	7 NORRIS S 2-Pts paint made (2 In)	15-4	+11	
04:56	4 EVESON J Assist			
04:32				13 LI P 2-Pts missed (2 out)
04:30	15 NESS B Defensive Rebound			
04:23				12 GUO Y Personal foul
04:23	15 NESS B Foul On			
04:23	4 EVESON J Player OUT ---->>			
04:23	14 DOWLER B Player OUT ---->>			
04:23	5 SACHS T Player IN <<----			
04:23	11 SIMMONS T Player IN <<----			



## PLAY BY PLAY

文字比分播报

AUS 79 vs 44 CHN

Attendance: 8077

Game Time	AUS - Australia	Score	Lead	CHN - China
04:11	8 HARTNETT M 2-Pts missed (2 out)			
04:10				14 CHEN H Defensive Rebound
03:48				12 GUO Y Turnover
03:21	7 NORRIS S 3-Pts missed (3 Out)			
03:20				4 CHEN G Defensive Rebound
02:59				13 LI P 2-Pts missed (2 out)
02:59	Defensive Rebound			
02:59				12 GUO Y Player OUT ---->>
02:59				11 QU H Player IN <<----
02:33	5 SACHS T 2-Pts missed (2 out)			
02:33				6 YANG L Defensive Rebound
02:33	7 NORRIS S Player OUT ---->>			
02:33	8 HARTNETT M Player OUT ---->>			
02:33	10 KING A Player IN <<----			
02:33	12 MIZENS G Player IN <<----			
02:20				13 LI P 2 Pts paint missed (2 Out)
02:18	15 NESS B Defensive Rebound			
02:09	15 NESS B 2-Pts paint made (2 In)	17-4	+13	
01:48		17-6	+11	11 QU H 2-Pts made (2 In)
01:37				6 YANG L Personal foul
01:37	5 SACHS T Foul On			
01:37	15 NESS B Player OUT ---->>			
01:37	9 KNOWLES T Player IN <<----			
01:37	5 SACHS T Free Throw missed (1 Out)			
01:36	5 SACHS T Free Throw missed (1 Out)			
01:34				4 CHEN G Defensive Rebound
01:08				4 CHEN G 2 Pts paint missed (2 Out)
01:07	5 SACHS T Defensive Rebound			
00:53	12 MIZENS G 2 Pts paint missed (2 Out)			
00:52				11 QU H Defensive Rebound
00:27				13 LI P 2-Pts missed (2 out)
00:22	9 KNOWLES T Defensive Rebound			
00:03	10 KING A 2 Pts paint missed (2 Out)			
00:02				11 QU H Defensive Rebound

## SECOND QUARTER

### Quarter Starters:

AUS 5 SACHS T                      9 KNOWLES T                      10 KING A                      11 SIMMONS T                      12 MIZENS G  
CHN 14 CHEN H                      6 YANG L                      11 QU H                      13 LI P                      8 DING H

Game Time	AUS - Australia	Score	Lead	CHN - China
10:00	5 SACHS T Player IN <<----			
10:00	9 KNOWLES T Player IN <<----			



## PLAY BY PLAY

文字比分播报

AUS 79 vs 44 CHN

Attendance: 8077

Game Time	AUS - Australia	Score	Lead	CHN - China
10:00	10 KING A Player IN <<----			
10:00	11 SIMMONS T Player IN <<----			
10:00	12 MIZENS G Player IN <<----			
10:00				14 CHEN H Player IN <<----
10:00				6 YANG L Player IN <<----
10:00				11 QU H Player IN <<----
10:00				13 LI P Player IN <<----
10:00				8 DING H Player IN <<----
09:50				Tap off situation, throw-in
09:43		17-8	+9	6 YANG L 2-Pts made (2 In)
09:42				13 LI P Assist
09:20	11 SIMMONS T Turnover			
09:20				11 QU H Steal
09:01		17-10	+7	8 DING H 2-Pts made (2 In)
08:59				11 QU H Assist
08:34	10 KING A 2-Pts missed (2 out)			
08:31				8 DING H Defensive Rebound
08:15		17-12	+5	14 CHEN H 2-Pts made (2 In)
08:13				13 LI P Assist
07:50	5 SACHS T Turnover			
07:33				8 DING H 2 Pts paint missed (2 Out)
07:32	5 SACHS T Defensive Rebound			
07:15	11 SIMMONS T 2 Pts paint missed (2 Out)			
07:14				11 QU H Defensive Rebound
07:01		17-14	+3	8 DING H 2-Pts paint made (2 In)
06:41	11 SIMMONS T 2 Pts paint missed (2 Out)			
06:39	12 MIZENS G Offensive Rebound			
06:35	9 KNOWLES T 2-Pts paint made (2 In)	19-14	+5	
06:35	12 MIZENS G Assist			
06:35	5 SACHS T Player OUT ---->>			
06:35	11 SIMMONS T Player OUT ---->>			
06:35	4 EVESON J Player IN <<----			
06:35	13 ALCOTT D Player IN <<----			
06:22				13 LI P 2-Pts missed (2 out)
06:20				6 YANG L Offensive Rebound
06:04				14 CHEN H 2-Pts missed (2 out)
06:04	Defensive Rebound			
05:51	4 EVESON J Turnover			
05:35				8 DING H 2 Pts paint missed (2 Out)
05:29	12 MIZENS G Defensive Rebound			
05:24				13 LI P Personal foul
05:24	13 ALCOTT D Foul On			





## PLAY BY PLAY

文字比分播报

AUS 79 vs 44 CHN

Attendance: 8077

Game Time	AUS - Australia	Score	Lead	CHN - China
05:24	9 KNOWLES T Player OUT ---->>			
05:24	6 STIBNERS B Player IN <<----			
05:24	13 ALCOTT D Free Throw made (1 In)	20-14	+6	
05:22	13 ALCOTT D Free Throw missed (1 Out)			
05:20	6 STIBNERS B Offensive Rebound			
05:04	13 ALCOTT D 3-Pts missed (3 Out)			
05:02				8 DING H Defensive Rebound
04:48		20-16	+4	14 CHEN H 2-Pts made (2 In)
04:24	10 KING A 2-Pts missed (2 out)			
04:23				11 QU H Defensive Rebound
04:08				8 DING H Turnover
03:56	4 EVESON J 2-Pts missed (2 out)			
03:56	Offensive Rebound			
03:56				6 YANG L Blocked Shot
03:56	6 STIBNERS B Player OUT ---->>			
03:56	10 KING A Player OUT ---->>			
03:56	12 MIZENS G Player OUT ---->>			
03:56	7 NORRIS S Player IN <<----			
03:56	14 DOWLER B Player IN <<----			
03:56	15 NESS B Player IN <<----			
03:51				14 CHEN H Steal
03:51	7 NORRIS S Turnover			
03:44		20-18	+2	8 DING H 2-Pts paint made (2 In)
03:44				8 DING H Fast Break
03:44	Time out			
03:21	15 NESS B 2-Pts paint made (2 In)	22-18	+4	
03:18	4 EVESON J Assist			
03:09	14 DOWLER B Personal foul			
03:09				8 DING H Foul On
02:58				6 YANG L 2 Pts paint missed (2 Out)
02:56	15 NESS B Defensive Rebound			
02:47	4 EVESON J 2-Pts paint made (2 In)	24-18	+6	
02:46	7 NORRIS S Assist			
02:33				14 CHEN H Turnover
02:14	15 NESS B 2 Pts paint missed (2 Out)			
02:14				11 QU H Defensive Rebound
02:14	13 ALCOTT D Personal foul			
02:14				11 QU H Foul On
02:07				13 LI P Turnover
02:07				Time out
01:47	15 NESS B 2-Pts paint made (2 In)	26-18	+8	
01:46	7 NORRIS S Assist			



## PLAY BY PLAY

文字比分播报

**AUS 79 vs 44 CHN**

**Attendance: 8077**

Game Time	AUS - Australia	Score	Lead	CHN - China
01:27		26-20	+6	8 DING H 2-Pts paint made (2 In)
01:27	14 DOWLER B Personal foul			
01:27				8 DING H Foul On
01:26				8 DING H Free Throw missed (1 Out)
01:24	15 NESS B Defensive Rebound			
01:14	15 NESS B 2-Pts paint made (2 In)	28-20	+8	
00:50	7 NORRIS S Steal			
00:50				11 QU H Turnover
00:50				13 LI P Steal
00:50	14 DOWLER B Turnover			
00:37				6 YANG L 2-Pts missed (2 out)
00:36	4 EVESON J Defensive Rebound			
00:18	13 ALCOTT D 2-Pts made (2 In)	30-20	+10	
00:17	4 EVESON J Assist			
00:09				11 QU H Turnover
00:09	13 ALCOTT D Player OUT ---->>			
00:09	8 HARTNETT M Player IN <<----			
00:02	4 EVESON J 3-Pts missed (3 Out)			
00:01				8 DING H Defensive Rebound

## THIRD QUARTER

### Quarter Starters:

**AUS** 4 EVESON J                      7 NORRIS S                      8 HARTNETT M                      14 DOWLER B                      15 NESS B  
**CHN** 6 YANG L                      8 DING H                      11 QU H                      13 LI P                      14 CHEN H

Game Time	AUS - Australia	Score	Lead	CHN - China
10:00	4 EVESON J Player IN <<----			
10:00	7 NORRIS S Player IN <<----			
10:00	8 HARTNETT M Player IN <<----			
10:00	14 DOWLER B Player IN <<----			
10:00	15 NESS B Player IN <<----			
10:00				6 YANG L Player IN <<----
10:00				8 DING H Player IN <<----
10:00				11 QU H Player IN <<----
10:00				13 LI P Player IN <<----
10:00				14 CHEN H Player IN <<----
09:59	Tap off situation, throw-in			
09:45	15 NESS B 2-Pts paint made (2 In)	32-20	+12	
09:45	4 EVESON J Assist			
09:45				11 QU H Personal foul
09:45	15 NESS B Foul On			
09:45	15 NESS B Free Throw made (1 In)	33-20	+13	
09:22				6 YANG L 2-Pts missed (2 out)



## PLAY BY PLAY

文字比分播报

AUS 79 vs 44 CHN

Attendance: 8077

Game Time	AUS - Australia	Score	Lead	CHN - China
09:17	4 EVESON J Defensive Rebound			
09:13	4 EVESON J Offensive foul			
09:13	4 EVESON J Turnover			
09:13				6 YANG L Foul On
09:05				6 YANG L Steal
08:48				8 DING H 2-Pts missed (2 out)
08:46	4 EVESON J Defensive Rebound			
08:35	15 NESS B 2-Pts paint made (2 In)	35-20	+15	
08:33	7 NORRIS S Assist			
08:19	8 HARTNETT M Turnover			
08:04	15 NESS B 2-Pts missed (2 out)			
08:01				6 YANG L Defensive Rebound
07:45				8 DING H Turnover
07:43	15 NESS B 2-Pts paint made (2 In)	37-20	+17	
07:43	7 NORRIS S Assist			
07:13				13 LI P 2-Pts missed (2 out)
07:11	15 NESS B Defensive Rebound			
07:06	15 NESS B 2-Pts paint made (2 In)	39-20	+19	
07:04	4 EVESON J Assist			
06:31		39-22	+17	14 CHEN H 2-Pts paint made (2 In)
06:29				11 QU H Assist
06:20				6 YANG L Personal foul
06:20	7 NORRIS S Foul On			
06:20				8 DING H Player OUT ---->>
06:20				5 HUANG X Player IN <<-----
06:20	7 NORRIS S Free Throw missed (1 Out)			
06:20	7 NORRIS S Free Throw missed (1 Out)			
06:18	7 NORRIS S Offensive Rebound			
06:15	4 EVESON J 2-Pts paint made (2 In)	41-22	+19	
06:14	7 NORRIS S Assist			
06:01	15 NESS B Steal			
06:01				6 YANG L Turnover
05:54	7 NORRIS S 2-Pts paint made (2 In)	43-22	+21	
05:52	4 EVESON J Assist			
05:43	15 NESS B Personal foul			
05:43				5 HUANG X Foul On
05:25				5 HUANG X 2-Pts missed (2 out)
05:22	4 EVESON J Defensive Rebound			
05:10	7 NORRIS S 2-Pts paint made (2 In)	45-22	+23	
04:43				6 YANG L Offensive foul
04:43				6 YANG L Turnover
04:43	4 EVESON J Foul On			



## PLAY BY PLAY

文字比分播报

AUS 79 vs 44 CHN

Attendance: 8077

Game Time	AUS - Australia	Score	Lead	CHN - China
04:43	4 EVESON J Player OUT ---->>			
04:43	14 DOWLER B Player OUT ---->>			
04:43	15 NESS B Player OUT ---->>			
04:43	6 STIBNERS B Player IN <<----			
04:43	9 KNOWLES T Player IN <<----			
04:43	12 MIZENS G Player IN <<----			
04:25	6 STIBNERS B 2-Pts missed (2 out)			
04:19				6 YANG L Defensive Rebound
04:09		45-24	+21	5 HUANG X 2-Pts paint made (2 In)
04:02				14 CHEN H Assist
03:38	9 KNOWLES T 2-Pts missed (2 out)			
03:36				14 CHEN H Defensive Rebound
03:21				14 CHEN H 2-Pts missed (2 out)
03:19	9 KNOWLES T Defensive Rebound			
03:12	9 KNOWLES T 2-Pts paint made (2 In)	47-24	+23	
02:57		47-26	+21	11 QU H 2-Pts paint made (2 In)
02:55				11 QU H Fast Break
02:53				14 CHEN H Assist
02:30	9 KNOWLES T Turnover			
02:30				14 CHEN H Player OUT ---->>
02:30				12 GUO Y Player IN <<----
02:30	8 HARTNETT M Player OUT ---->>			
02:30	13 ALCOTT D Player IN <<----			
02:30	Time out			
02:13				13 LI P 2-Pts missed (2 out)
02:11	9 KNOWLES T Defensive Rebound			
01:57	13 ALCOTT D 2-Pts missed (2 out)			
01:56				11 QU H Defensive Rebound
01:42		47-28	+19	12 GUO Y 2-Pts made (2 In)
01:41				13 LI P Assist
01:27				6 YANG L Personal foul
01:27	9 KNOWLES T Foul On			
01:10	9 KNOWLES T 2-Pts paint made (2 In)	49-28	+21	
00:48				11 QU H 2-Pts missed (2 out)
00:48				12 GUO Y Offensive Rebound
00:48	6 STIBNERS B Blocked Shot			
00:38	9 KNOWLES T Steal			
00:38				11 QU H Turnover
00:34				13 LI P Player OUT ---->>
00:34				14 CHEN H Player IN <<----
00:26	7 NORRIS S 3-Pts missed (3 Out)			
00:25	9 KNOWLES T Offensive Rebound			



## PLAY BY PLAY

文字比分播报

AUS 79 vs 44 CHN

Attendance: 8077

Game Time	AUS - Australia	Score	Lead	CHN - China
00:25	9 KNOWLES T 2 Pts paint missed (2 Out)			
00:25	9 KNOWLES T Offensive Rebound			
00:25				14 CHEN H Personal foul
00:25	9 KNOWLES T Foul On			
00:25	9 KNOWLES T Free Throw missed (1 Out)			
00:24	9 KNOWLES T Free Throw missed (1 Out)			
00:22	7 NORRIS S Offensive Rebound			
00:03	9 KNOWLES T 2-Pts paint made (2 In)	51-28	+23	
00:01	7 NORRIS S Assist			

## FOURTH QUARTER

### Quarter Starters:

AUS

CHN

Game Time	AUS - Australia	Score	Lead	CHN - China
10:00	6 STIBNERS B Player IN <<----			
10:00	7 NORRIS S Player IN <<-----			
10:00	9 KNOWLES T Player IN <<-----			
10:00	10 KING A Player IN <<-----			
10:00	13 ALCOTT D Player IN <<-----			
10:00				6 YANG L Player IN <<----
10:00				5 HUANG X Player IN <<-----
10:00				14 CHEN H Player IN <<-----
10:00				11 QU H Player IN <<-----
10:00				12 GUO Y Player IN <<-----
09:56				Tap off situation, throw-in
09:49		51-30	+21	14 CHEN H 2-Pts made (2 In)
09:46				11 QU H Assist
09:33	9 KNOWLES T 3-Pts made (3 In)	54-30	+24	
09:12	13 ALCOTT D Steal			
09:12				11 QU H Turnover
09:03				12 GUO Y Personal foul
09:03	10 KING A Foul On			
09:03	10 KING A Free Throw made (1 In)	55-30	+25	
09:03	10 KING A Free Throw made (1 In)	56-30	+26	
08:41		56-32	+24	5 HUANG X 2-Pts made (2 In)
08:19	10 KING A 2-Pts missed (2 out)			
08:18				11 QU H Defensive Rebound
08:01				14 CHEN H 2 Pts paint missed (2 Out)
08:00	6 STIBNERS B Defensive Rebound			
07:53	9 KNOWLES T 2 Pts paint missed (2 Out)			
07:52				5 HUANG X Defensive Rebound



## PLAY BY PLAY

文字比分播报

AUS 79 vs 44 CHN

Attendance: 8077

Game Time	AUS - Australia	Score	Lead	CHN - China
07:45				5 HUANG X 2 Pts paint missed (2 Out)
07:39				5 HUANG X Offensive Rebound
07:39				5 HUANG X 2 Pts paint missed (2 Out)
07:37				11 QU H Offensive Rebound
07:28				6 YANG L 2-Pts missed (2 out)
07:26	7 NORRIS S Defensive Rebound			
07:21				14 CHEN H Personal foul
07:21	9 KNOWLES T Foul On			
07:21	6 STIBNERS B Player OUT ---->>			
07:21	7 NORRIS S Player OUT ---->>			
07:21	9 KNOWLES T Player OUT ---->>			
07:21	4 EVESON J Player IN <<----			
07:21	5 SACHS T Player IN <<----			
07:21	12 MIZENS G Player IN <<----			
07:00	4 EVESON J 2-Pts made (2 In)	58-32	+26	
06:59	5 SACHS T Assist			
06:47				5 HUANG X Turnover
06:37	5 SACHS T Turnover			
06:37				5 HUANG X Player OUT ---->>
06:37				12 GUO Y Player OUT ---->>
06:37				8 DING H Player IN <<----
06:37				15 CHEN Q Player IN <<----
06:33				8 DING H Offensive foul
06:33				8 DING H Turnover
06:29	5 SACHS T Foul On			
06:28	5 SACHS T Steal			
06:28				14 CHEN H Personal foul
06:28	4 EVESON J Foul On			
06:28	13 ALCOTT D Player OUT ---->>			
06:28	11 SIMMONS T Player IN <<----			
06:28				Time out
06:11	10 KING A 2-Pts missed (2 out)			
06:09	5 SACHS T Offensive Rebound			
06:09	5 SACHS T 2 Pts paint missed (2 Out)			
06:09	5 SACHS T Offensive Rebound			
06:09				6 YANG L Personal foul
06:09	5 SACHS T Foul On			
06:09				6 YANG L Player OUT ---->>
06:09				5 HUANG X Player IN <<----
06:09	5 SACHS T Free Throw missed (1 Out)			
06:09	5 SACHS T Free Throw made (1 In)	59-32	+27	
05:42		59-34	+25	8 DING H 2-Pts made (2 In)



## PLAY BY PLAY

文字比分播报

AUS 79 vs 44 CHN

Attendance: 8077

Game Time	AUS - Australia	Score	Lead	CHN - China
05:32	10 KING A 2-Pts paint made (2 In)	61-34	+27	
05:31	4 EVESON J Assist			
05:13		61-36	+25	8 DING H 2-Pts paint made (2 In)
05:12				8 DING H Fast Break
05:10				14 CHEN H Assist
05:01	11 SIMMONS T 2 Pts paint missed (2 Out)			
05:01	5 SACHS T Offensive Rebound			
05:01	4 EVESON J 2-Pts paint made (2 In)	63-36	+27	
05:01	5 SACHS T Assist			
05:01				5 HUANG X Personal foul
05:01	4 EVESON J Foul On			
05:01	4 EVESON J Free Throw made (1 In)	64-36	+28	
04:45				8 DING H 2-Pts missed (2 out)
04:43	4 EVESON J Defensive Rebound			
04:42				14 CHEN H Personal foul
04:42	5 SACHS T Foul On			
04:42				14 CHEN H Player OUT ---->>
04:42				12 GUO Y Player IN <<----
04:42	5 SACHS T Free Throw made (1 In)	65-36	+29	
04:42	5 SACHS T Free Throw made (1 In)	66-36	+30	
04:20				8 DING H 2 Pts paint missed (2 Out)
04:19	5 SACHS T Defensive Rebound			
04:17				15 CHEN Q Personal foul
04:17	5 SACHS T Foul On			
04:17				8 DING H Player OUT ---->>
04:17				4 CHEN G Player IN <<----
04:17	5 SACHS T Free Throw made (1 In)	67-36	+31	
04:17	5 SACHS T Free Throw missed (1 Out)			
04:15	Tap off situation, throw-in			
04:10	5 SACHS T 2-Pts paint made (2 In)	69-36	+33	
04:10	10 KING A Assist			
04:10				5 HUANG X Personal foul
04:10	5 SACHS T Foul On			
04:10	5 SACHS T Free Throw missed (1 Out)			
04:09				11 QU H Defensive Rebound
03:59				5 HUANG X Turnover
03:59	5 SACHS T Steal			
03:45	12 MIZENS G 2 Pts paint missed (2 Out)			
03:44				5 HUANG X Defensive Rebound
03:38	5 SACHS T Personal foul			
03:38				5 HUANG X Foul On
03:38				Time out



## PLAY BY PLAY

文字比分播报

AUS 79 vs 44 CHN

Attendance: 8077

Game Time	AUS - Australia	Score	Lead	CHN - China
03:38	4 EVESON J Player OUT ---->>			
03:38	15 NESS B Player IN <<----			
03:38		69-37	+32	5 HUANG X Free Throw made (1 In)
03:38		69-38	+31	5 HUANG X Free Throw made (1 In)
03:16	10 KING A 2-Pts made (2 In)	71-38	+33	
03:14	5 SACHS T Assist			
02:56				11 QU H 2 Pts paint missed (2 Out)
02:56				5 HUANG X Personal foul
02:56	5 SACHS T Foul On			
02:56	Defensive Rebound			
02:56	5 SACHS T Free Throw missed (1 Out)			
02:56	5 SACHS T Free Throw made (1 In)	72-38	+34	
02:54	5 SACHS T Personal foul			
02:54				5 HUANG X Foul On
02:37				12 GUO Y 2 Pts paint missed (2 Out)
02:35	10 KING A Defensive Rebound			
02:28				12 GUO Y Personal foul
02:28	15 NESS B Foul On			
02:28	15 NESS B Free Throw made (1 In)	73-38	+35	
02:28	15 NESS B Free Throw missed (1 Out)			
02:23				4 CHEN G Defensive Rebound
02:17		73-40	+33	12 GUO Y 2-Pts paint made (2 In)
02:15				12 GUO Y Fast Break
02:14				5 HUANG X Assist
01:51	5 SACHS T 2 Pts paint missed (2 Out)			
01:51	15 NESS B Offensive Rebound			
01:51	15 NESS B 2-Pts paint made (2 In)	75-40	+35	
01:47				12 GUO Y Offensive foul
01:47				12 GUO Y Turnover
01:47	5 SACHS T Foul On			
01:47	5 SACHS T Steal			
01:47				12 GUO Y Player OUT ---->>
01:47				13 LI P Player IN <<----
01:38	11 SIMMONS T 2 Pts paint missed (2 Out)			
01:38	11 SIMMONS T Offensive Rebound			
01:38	11 SIMMONS T 2 Pts paint missed (2 Out)			
01:38	15 NESS B Offensive Rebound			
01:38				4 CHEN G Personal foul
01:38	15 NESS B Foul On			
01:38	15 NESS B Free Throw made (1 In)	76-40	+36	
01:38	15 NESS B Free Throw made (1 In)	77-40	+37	
01:28		77-42	+35	5 HUANG X 2-Pts paint made (2 In)





## PLAY BY PLAY

文字比分播报

**AUS 79 vs 44 CHN**

**Attendance: 8077**

Game Time	AUS - Australia	Score	Lead	CHN - China
01:26				5 HUANG X Fast Break
01:15	10 KING A 2-Pts made (2 In)	79-42	+37	
01:07	15 NESS B Steal			
01:07				11 QU H Turnover
01:07				13 LI P Steal
01:07	15 NESS B Turnover			
00:55				13 LI P 2 Pts paint missed (2 Out)
00:54				4 CHEN G Offensive Rebound
00:54		79-44	+35	4 CHEN G 2-Pts paint made (2 In)
00:40				13 LI P Personal foul
00:40	12 MIZENS G Foul On			
00:40	12 MIZENS G Free Throw missed (1 Out)			
00:40	12 MIZENS G Free Throw missed (1 Out)			
00:37				5 HUANG X Defensive Rebound
00:37				5 HUANG X Player OUT ---->>
00:37				10 LIN Y Player IN <<----
00:14				13 LI P Turnover
00:01	10 KING A 2-Pts missed (2 out)			
00:01	11 SIMMONS T Personal foul			
00:01				11 QU H Foul On
00:01				Defensive Rebound



## RESULTS

比赛成绩

### AUS 30 vs 20 CHN

Attendance: 8077

Referee: SALGUERO Cristian Ariel (ARG)

Commissioner: COSSAER Dirk Lodewijk M (BEL)

Umpires: KUERZI Bill (USA); SAUNDERS Charles David (RSA)

Classifier: MACKAY Kenneth (GBR)

		Q1		Q2	
Scoring by 5 min intervals:	AUS	13	17	20	30
	CHN	4	6	14	20

#### AUS - AUSTRALIA

No.	Name	Sport Class	MIN	Field Goals		2 Points		3 Points		Free Throws		Rebounds			AS	TO	ST	BS	PF	FO	PTS
				M/A	%	M/A	%	M/A	%	M/A	%	OR	DR	TOT							
*4	EVESON Justin	4.5	12:12	1/3	33	1/2	50	0/1	0			3	3	6	2	2				1	2
*7	NORRIS Shaun	3.0	11:23	3/7	43	3/6	50	0/1	0					2	1	2				1	6
*8	HARTNETT Michael	1.0	07:36	0/1	0	0/1	0					1	1	1				1			0
*14	DOWLER Brendan	1.0	09:33											1				2			0
*15	NESS Brad (C)	4.5	12:19	8/11	73	8/11	73			1/1	100	2	4	6		1				2	17
5	SACHS Troy	4.5	07:48	0/1	0	0/1	0			0/2	0	2	2	1					1		0
6	STIBNERS Brett	4.0	01:28									1	1								0
9	KNOWLES Tristan	4.0	06:13	1/1	100	1/1	100					1	1								2
10	KING Adrian	2.0	08:37	0/3	0	0/3	0														0
11	SIMMONS Tige	1.0	07:48	0/2	0	0/2	0								1						0
12	MIZENS Grant	2.0	08:37	0/1	0	0/1	0					1	1	2	1						0
13	ALCOTT Dylan	1.0	06:26	1/2	50	1/1	100	0/1	0	1/2	50								1	1	3
Team/Coach																					
<b>Totals</b>				14/32	44	14/29	48	0/3	0	2/5	40	6	13	19	9	7	5		4	6	30
<b>Coach</b>		ETTRIDGE Benjamin James																			
<b>Assistant Coach</b>		FRIDAY Craig Anthony																			

#### CHN - CHINA

No.	Name	Sport Class	MIN	Field Goals		2 Points		3 Points		Free Throws		Rebounds			AS	TO	ST	BS	PF	FO	PTS
				M/A	%	M/A	%	M/A	%	M/A	%	OR	DR	TOT							
*6	YANG Lei	3.5	20:00	3/6	50	3/6	50					1	1	2		1	1	1	1		6
*8	DING Hai	4.5	14:31	4/7	57	4/7	57			0/1	0	4	4		1	1				2	8
*11	QU Huanjian	2.0	16:38	1/1	100	1/1	100					5	5	2	4	1				2	2
*13	LI Pengcheng	2.0	20:00	0/5	0	0/5	0							3	3	1			2		0
*14	CHEN Haijiang	2.0	20:00	2/3	67	2/3	67					2	2		2	1			1		4
4	CHEN Guojun	4.0	05:29	0/1	0	0/1	0					2	2								0
5	HUANG Xunan	4.0	00:00																		0
7	ZHANG Lei	4.5	00:00																		0
9	XU Hang	2.5	00:00																		0
10	LIN Yin Hai	3.5	00:00																		0
12	GUO Yandong	2.0	03:22												1				2		0
15	CHEN Qi (C)	1.5	00:00																		0
Team/Coach																					
<b>Totals</b>				10/23	43	10/23	43			0/1	0	1	14	15	5	12	5	1	6	4	20
<b>Coach</b>		XU Yuansheng																			
<b>Assistant Coach</b>		ZHAI Yongjun																			

	AUS	CHN
Points from Turnovers	8	4
Points in the Paint	26	8
Second Chance Points	6	0
Fast Break Points	0	0

	AUS	CHN
Biggest Lead	13	0
Biggest Scoring Run	10-0(17-4)	10-0(17-14)
Lead Changes	1	
Times Tied	1	

#### Legend:

%	Shooting Percentage	(C)	Captain	*	Starters	AS	Assists
BS	Blocked Shots	DR	Defensive Rebounds	FO	Fouls On	M/A	Made/Attempts
MIN	Minutes Played	OR	Offensive Rebounds	PF	Fouls	PTS	Points
Qx	Quarter Time	ST	Steals	TO	Turnovers	TOT	Total Rebounds



## RESULTS

比赛成绩

### AUS 79 vs 44 CHN

Attendance: 8077

Referee: SALGUERO Cristian Ariel (ARG)

Commissioner: COSSAER Dirk Lodewijk M (BEL)

Umpires: KUERZI Bill (USA); SAUNDERS Charles David (RSA)

Classifier: MACKAY Kenneth (GBR)

		Q1		Q2		Q3		Q4	
Scoring by 5 min intervals:	AUS	13	17	20	30	45	51	64	79
	CHN	4	6	14	20	22	28	36	44

#### AUS - AUSTRALIA

No.	Name	Sport Class	MIN	Field Goals		2 Points		3 Points		Free Throws		Rebounds			AS	TO	ST	BS	PF	FO	PTS
				M/A	%	M/A	%	M/A	%	M/A	%	OR	DR	TOT							
*4	EVESON Justin	4.5	21:12	4/6	67	4/5	80	0/1	0	1/1	100		7	7	10	3	2		1	4	9
*7	NORRIS Shaun	3.0	24:02	5/10	50	5/8	63	0/2	0	0/2	0	2	1	3	6	1	2			2	10
*8	HARTNETT Michael	1.0	15:06	0/1	0	0/1	0					1		1		2			1		0
*14	DOWLER Brendan	1.0	14:50													1				2	0
*15	NESS Brad (C)	4.5	21:14	13/17	76	13/17	76			5/6	83	4	5	9		1	3		1	5	31
5	SACHS Troy	4.5	15:09	1/4	25	1/4	25			5/11	45	3	3	6	3	2	3		2	8	7
6	STIBNERS Brett	4.0	08:50	0/1	0	0/1	0					1	1	2				1			0
9	KNOWLES Tristan	4.0	13:35	5/8	63	4/7	57	1/1	100	0/2	0	2	3	5		1	1			3	11
10	KING Adrian	2.0	18:37	3/9	33	3/9	33			2/2	100		1	1	1	1				1	8
11	SIMMONS Tige	1.0	14:16	0/5	0	0/5	0					1		1		1			1		0
12	MIZENS Grant	2.0	20:41	0/2	0	0/2	0			0/2	0	1	1	2	1					1	0
13	ALCOTT Dylan	1.0	12:28	1/3	33	1/2	50	0/1	0	1/2	50						1		1	1	3
Team/Coach																					
<b>Totals</b>				32/66	48	31/61	51	1/5	20	14/28	50	16	25	41	21	12	12	1	9	25	79
<b>Coach</b>		ETTRIDGE Benjamin James																			
<b>Assistant Coach</b>		FRIDAY Craig Anthony																			

#### CHN - CHINA

No.	Name	Sport Class	MIN	Field Goals		2 Points		3 Points		Free Throws		Rebounds			AS	TO	ST	BS	PF	FO	PTS
				M/A	%	M/A	%	M/A	%	M/A	%	OR	DR	TOT							
*6	YANG Lei	3.5	33:51	3/8	38	3/8	38					1	3	4		3	2	1	5	1	6
*8	DING Hai	4.5	20:31	6/12	50	6/12	50			0/1	0		4	4		3	1		1	2	12
*11	QU Huanjian	2.0	36:38	2/4	50	2/4	50					1	8	9	4	7	1		1	3	4
*13	LI Pengcheng	2.0	31:13	0/8	0	0/8	0								4	4	2		3		0
*14	CHEN Haijiang	2.0	33:22	4/7	57	4/7	57						3	3	3	2	1		5		8
4	CHEN Guojun	4.0	09:46	1/2	50	1/2	50					1	3	4					1		2
5	HUANG Xunan	4.0	15:15	3/6	50	3/6	50			2/2	100	1	3	4	1	2			3	3	8
7	ZHANG Lei	4.5	00:00																		0
9	XU Hang	2.5	00:00																		0
10	LIN Yinhai	3.5	00:37																		0
12	GUO Yandong	2.0	12:10	2/3	67	2/3	67					1		1		2			5		4
15	CHEN Qi (C)	1.5	06:37																1		0
Team/Coach																					
<b>Totals</b>				21/50	42	21/50	42			2/3	67	5	25	30	12	23	7	1	25	9	44
<b>Coach</b>		XU Yuansheng																			
<b>Assistant Coach</b>		ZHAI Yongjun																			

	AUS	CHN
Points from Turnovers	12	6
Points in the Paint	54	22
Second Chance Points	22	2
Fast Break Points	0	0

	AUS	CHN
Biggest Lead	37	0
Biggest Scoring Run	13-0(39-20)	10-0(17-14)
Lead Changes	1	
Times Tied	1	

#### Legend:

%	Shooting Percentage	(C)	Captain	*	Starters	AS	Assists
BS	Blocked Shots	DR	Defensive Rebounds	FO	Fouls On	M/A	Made/Attempts
MIN	Minutes Played	OR	Offensive Rebounds	OTx	Overtime	PF	Fouls
PTS	Points	Qx	Quarter Time	ST	Steals	TO	Turnovers
TOT	Total Rebounds						



## PLAY BY PLAY

文字比分播报

CHN 16 vs 35 GBR

Attendance: 11797

Scoring by 5 min intervals:

	Q1		Q2	
CHN	8	10	12	16
GBR	12	18	29	35

### FIRST QUARTER

#### Quarter Starters:

CHN 6 YANG L                      8 DING H                      11 QU H                      13 LI P                      14 CHEN H  
GBR 7 BYWATER T                8 MUNN S                      9 POLLOCK J                10 JAMA A                    13 FINBOW P

Game Time	CHN - China	Score	Lead	GBR - Great Britain
10:00	6 YANG L Player IN <<----			
10:00	8 DING H Player IN <<----			
10:00	11 QU H Player IN <<----			
10:00	13 LI P Player IN <<----			
10:00	14 CHEN H Player IN <<----			
10:00				7 BYWATER T Player IN <<----
10:00				8 MUNN S Player IN <<----
10:00				9 POLLOCK J Player IN <<----
10:00				10 JAMA A Player IN <<----
10:00				13 FINBOW P Player IN <<----
10:00	6 YANG L Tap off lost			8 MUNN S Tap off won
09:46		0-2	-2	9 POLLOCK J 2-Pts made (2 In)
09:31	8 DING H 2-Pts made (2 In)	2-2	0	
09:09				7 BYWATER T 2-Pts missed (2 out)
09:05				8 MUNN S Offensive Rebound
09:05		2-4	-2	8 MUNN S 2-Pts paint made (2 In)
08:47	6 YANG L 2-Pts missed (2 out)			
08:45				7 BYWATER T Defensive Rebound
08:36		2-6	-4	8 MUNN S 2-Pts paint made (2 In)
08:33				9 POLLOCK J Assist
08:17	8 DING H 2-Pts made (2 In)	4-6	-2	
08:02				9 POLLOCK J 3-Pts missed (3 Out)
08:02	Defensive Rebound			
08:02				8 MUNN S Personal foul
08:02	8 DING H Foul On			
07:46	13 LI P 2-Pts missed (2 out)			
07:42	11 QU H Offensive Rebound			
07:42	11 QU H 2 Pts paint missed (2 Out)			
07:40				7 BYWATER T Defensive Rebound
07:29				8 MUNN S 2 Pts paint missed (2 Out)
07:27	8 DING H Defensive Rebound			
07:27				8 MUNN S Personal foul
07:27	6 YANG L Foul On			
07:07	14 CHEN H 2-Pts missed (2 out)			



## PLAY BY PLAY

文字比分播报

CHN 16 vs 35 GBR

Attendance: 11797

Game Time	CHN - China	Score	Lead	GBR - Great Britain
06:59	14 CHEN H Offensive Rebound			
06:59	14 CHEN H 2-Pts paint made (2 In)	6-6	0	
06:54		6-8	-2	9 POLLOCK J 2-Pts made (2 In)
06:38	8 DING H 2-Pts missed (2 out)			
06:37	8 DING H Offensive Rebound			
06:37	8 DING H 2-Pts paint made (2 In)	8-8	0	
06:36				4 BESTWICK J Player IN <<----
06:36				11 BYRNE M Player IN <<----
06:36				8 MUNN S Player OUT ---->>
06:36				13 FINBOW P Player OUT ---->>
06:21				9 POLLOCK J 2-Pts missed (2 out)
06:21				Offensive Rebound
06:15		8-10	-2	7 BYWATER T 2-Pts paint made (2 In)
05:56	6 YANG L 2-Pts missed (2 out)			
05:53	6 YANG L Offensive Rebound			
05:53	6 YANG L 2 Pts paint missed (2 Out)			
05:48				4 BESTWICK J Blocked Shot
05:48				7 BYWATER T Turnover
05:25	6 YANG L 2-Pts missed (2 out)			
05:24				7 BYWATER T Defensive Rebound
05:19	13 LI P Personal foul			
05:19				9 POLLOCK J Foul On
05:10		8-12	-4	9 POLLOCK J 2-Pts made (2 In)
04:59	8 DING H Turnover			
04:46	8 DING H Personal foul			
04:46				4 BESTWICK J Foul On
04:34				7 BYWATER T 3-Pts missed (3 Out)
04:32	8 DING H Defensive Rebound			
04:31				11 BYRNE M Personal foul
04:31	8 DING H Foul On			
04:23	8 DING H 2-Pts missed (2 out)			
04:23				Defensive Rebound
04:13				9 POLLOCK J Turnover
04:00	6 YANG L 2-Pts paint made (2 In)	10-12	-2	
03:58	8 DING H Assist			
03:45		10-14	-4	7 BYWATER T 2-Pts paint made (2 In)
03:44				9 POLLOCK J Assist
03:33	6 YANG L Turnover			
03:33	Time out			
03:33				6 HAYES K Player IN <<----
03:33				10 JAMA A Player OUT ---->>
03:09				6 HAYES K 2 Pts paint missed (2 Out)



## PLAY BY PLAY

文字比分播报

CHN 16 vs 35 GBR

Attendance: 11797

Game Time	CHN - China	Score	Lead	GBR - Great Britain
03:08	6 YANG L Defensive Rebound			
03:00	11 QU H 2 Pts paint missed (2 Out)			
02:58				4 BESTWICK J Defensive Rebound
02:44				11 BYRNE M 2-Pts missed (2 out)
02:41	13 LI P Defensive Rebound			
02:41	11 QU H Personal foul			
02:41				4 BESTWICK J Foul On
02:41	11 QU H Player OUT ---->>			
02:41	12 GUO Y Player IN <<----			
02:41				4 BESTWICK J Player OUT ---->>
02:41				6 HAYES K Player OUT ---->>
02:41				12 BLAKE A Player IN <<----
02:41				14 HALL J Player IN <<----
02:26		10-16	-6	9 POLLOCK J 2-Pts made (2 In)
02:05	14 CHEN H 2-Pts missed (2 out)			
02:03				9 POLLOCK J Defensive Rebound
01:53				7 BYWATER T 2-Pts missed (2 out)
01:53	Defensive Rebound			
01:39	14 CHEN H 2-Pts missed (2 out)			
01:37				7 BYWATER T Defensive Rebound
01:19		10-18	-8	14 HALL J 2-Pts made (2 In)
00:53	8 DING H 2 Pts paint missed (2 Out)			
00:51				7 BYWATER T Defensive Rebound
00:41				9 POLLOCK J 2-Pts missed (2 out)
00:40	6 YANG L Defensive Rebound			
00:26	8 DING H 2 Pts paint missed (2 Out)			
00:25				7 BYWATER T Defensive Rebound
00:06				7 BYWATER T 2-Pts missed (2 out)
00:04	8 DING H Defensive Rebound			
00:01	12 GUO Y 2-Pts missed (2 out)			
00:00				7 BYWATER T Blocked Shot

## SECOND QUARTER

### Quarter Starters:

CHN 6 YANG L                      8 DING H                      12 GUO Y                      13 LI P                      14 CHEN H  
GBR 8 MUNN S                      9 POLLOCK J                      13 FINBOW P                      7 BYWATER T                      10 JAMA A

Game Time	CHN - China	Score	Lead	GBR - Great Britain
10:00				8 MUNN S Player IN <<----
10:00				9 POLLOCK J Player IN <<----
10:00				13 FINBOW P Player IN <<----
10:00				7 BYWATER T Player IN <<----
10:00				10 JAMA A Player IN <<----



## PLAY BY PLAY

文字比分播报

CHN 16 vs 35 GBR

Attendance: 11797

Game Time	CHN - China	Score	Lead	GBR - Great Britain
10:00	6 YANG L Player IN <<----			
10:00	8 DING H Player IN <<----			
10:00	12 GUO Y Player IN <<----			
10:00	13 LI P Player IN <<----			
10:00	14 CHEN H Player IN <<----			
10:00	Tap off situation, throw-in			
09:48	13 LI P Turnover			
09:28				9 POLLOCK J Turnover
09:16	8 DING H Turnover			
09:16				9 POLLOCK J Steal
09:01				8 MUNN S 2 Pts paint missed (2 Out)
08:59				13 FINBOW P Offensive Rebound
08:59				13 FINBOW P 2 Pts paint missed (2 Out)
08:57				13 FINBOW P Offensive Rebound
08:50				10 JAMA A Turnover
08:50	8 DING H Steal			
08:49	14 CHEN H Offensive foul			
08:49				10 JAMA A Foul On
08:44				9 POLLOCK J 3-Pts missed (3 Out)
08:44	Defensive Rebound			
08:29	6 YANG L 2-Pts made (2 In)	12-18	-6	
08:10		12-20	-8	13 FINBOW P 2-Pts paint made (2 In)
08:09				9 POLLOCK J Assist
08:03	8 DING H Offensive foul			
08:03	8 DING H Turnover			
08:03				7 BYWATER T Foul On
08:03				9 POLLOCK J Player OUT ---->>
08:03				10 JAMA A Player OUT ---->>
08:03				6 HAYES K Player IN <<----
08:03				15 OROGBEMI A Player IN <<----
07:58	8 DING H Personal foul			
07:58				15 OROGBEMI A Foul On
07:51				6 HAYES K 2 Pts paint missed (2 Out)
07:51				8 MUNN S Offensive Rebound
07:51				8 MUNN S 2 Pts paint missed (2 Out)
07:51				Offensive Rebound
07:51	4 CHEN G Player IN <<----			
07:51	8 DING H Player OUT ---->>			
07:44		12-22	-10	15 OROGBEMI A 2-Pts paint made (2 In)
07:42				8 MUNN S Assist
07:30	13 LI P Turnover			
07:30				15 OROGBEMI A Steal



## PLAY BY PLAY

文字比分播报

CHN 16 vs 35 GBR

Attendance: 11797

Game Time	CHN - China	Score	Lead	GBR - Great Britain
07:27				15 OROGBEMI A Fast Break
07:27		12-24	-12	15 OROGBEMI A 2-Pts paint made (2 In)
07:27	Time out			
07:01	6 YANG L Turnover			
06:41				8 MUNN S 2 Pts paint missed (2 Out)
06:36				8 MUNN S Offensive Rebound
06:36		12-26	-14	8 MUNN S 2-Pts paint made (2 In)
06:18				15 OROGBEMI A Steal
06:18	14 CHEN H Turnover			
06:15	9 XU H Player IN <<----			
06:15	13 LI P Player OUT ---->>			
06:15				4 BESTWICK J Player IN <<----
06:15				5 BROWN S Player IN <<----
06:15				7 BYWATER T Player OUT ---->>
06:15				13 FINBOW P Player OUT ---->>
06:09				6 HAYES K Turnover
05:54	9 XU H Turnover			
05:54				15 OROGBEMI A Steal
05:38				8 MUNN S 2-Pts missed (2 out)
05:38				4 BESTWICK J Offensive Rebound
05:38				4 BESTWICK J 2 Pts paint missed (2 Out)
05:38				Offensive Rebound
05:26				6 HAYES K 2-Pts missed (2 out)
05:25	6 YANG L Defensive Rebound			
05:21	9 XU H Turnover			
05:05		12-28	-16	8 MUNN S 2-Pts paint made (2 In)
05:05	9 XU H Personal foul			
05:05				15 OROGBEMI A Assist
05:05				8 MUNN S Foul On
05:05	9 XU H Player OUT ---->>			
05:05	11 QU H Player IN <<----			
05:05		12-29	-17	8 MUNN S Free Throw made (1 In)
04:40	12 GUO Y Turnover			
04:20				15 OROGBEMI A 2 Pts paint missed (2 Out)
04:18	4 CHEN G Defensive Rebound			
04:02	11 QU H Turnover			
04:02				8 MUNN S Steal
03:59	14 CHEN H Personal foul			
03:59				15 OROGBEMI A Foul On
03:59				10 JAMA A Player IN <<----
03:59				6 HAYES K Player OUT ---->>
03:59				15 OROGBEMI A Free Throw missed (1 Out)





## PLAY BY PLAY

文字比分播报

CHN 16 vs 35 GBR

Attendance: 11797

Game Time	CHN - China	Score	Lead	GBR - Great Britain
03:59				15 OROGBEMI A Free Throw missed (1 Out)
03:56	12 GUO Y Defensive Rebound			
03:40	4 CHEN G 2 Pts paint missed (2 Out)			
03:40	11 QU H Offensive Rebound			
03:40				15 OROGBEMI A Personal foul
03:40	11 QU H Foul On			
03:40				15 OROGBEMI A Player OUT ---->>
03:40				9 POLLOCK J Player IN <<----
03:40	11 QU H Free Throw missed (1 Out)			
03:40	11 QU H Free Throw missed (1 Out)			
03:40				Defensive Rebound
03:40				5 BROWN S Player OUT ---->>
03:40				13 FINBOW P Player IN <<----
03:32				13 FINBOW P Offensive foul
03:32				13 FINBOW P Turnover
03:32	6 YANG L Foul On			
03:32	8 DING H Player IN <<----			
03:32	15 CHEN Q Player IN <<----			
03:32	4 CHEN G Player OUT ---->>			
03:32	11 QU H Player OUT ---->>			
03:13	6 YANG L 2-Pts missed (2 out)			
03:12				8 MUNN S Defensive Rebound
03:06	15 CHEN Q Personal foul			
03:06				9 POLLOCK J Foul On
03:06				14 HALL J Player IN <<----
03:06				12 BLAKE A Player IN <<----
03:06				10 JAMA A Player OUT ---->>
03:06				4 BESTWICK J Player OUT ---->>
03:06		12-30	-18	9 POLLOCK J Free Throw made (1 In)
03:06		12-31	-19	9 POLLOCK J Free Throw made (1 In)
02:43	8 DING H 2-Pts missed (2 out)			
02:43				Defensive Rebound
02:43	5 HUANG X Player IN <<----			
02:43	6 YANG L Player OUT ---->>			
02:29				14 HALL J 2 Pts paint missed (2 Out)
02:28	8 DING H Defensive Rebound			
02:15	15 CHEN Q Turnover			
02:15				8 MUNN S Steal
02:08				12 BLAKE A 2 Pts paint missed (2 Out)
02:06	8 DING H Defensive Rebound			
01:43	5 HUANG X 2-Pts paint made (2 In)	14-31	-17	
01:32	12 GUO Y Personal foul			



## PLAY BY PLAY

文字比分播报

CHN 16 vs 35 GBR

Attendance: 11797

Game Time	CHN - China	Score	Lead	GBR - Great Britain
01:32				9 POLLOCK J Foul On
01:32		14-32	-18	9 POLLOCK J Free Throw made (1 In)
01:32		14-33	-19	9 POLLOCK J Free Throw made (1 In)
01:21	8 DING H 2 Pts paint missed (2 Out)			
01:19				8 MUNN S Defensive Rebound
01:12				14 HALL J 2 Pts paint missed (2 Out)
01:10				13 FINBOW P Offensive Rebound
01:07		14-35	-21	8 MUNN S 2-Pts paint made (2 In)
01:05				13 FINBOW P Assist
00:37	14 CHEN H 2-Pts missed (2 out)			
00:35				8 MUNN S Defensive Rebound
00:16				9 POLLOCK J 3-Pts missed (3 Out)
00:15	8 DING H Defensive Rebound			
00:09	12 GUO Y 2-Pts paint made (2 In)	16-35	-19	
00:00	14 CHEN H Assist			



## RESULTS

比赛成绩

### CHN 16 vs 35 GBR

Attendance: 11797

Referee: BURFORD Jonathon Blake (USA)

Commissioner: LOVE Greg (AUS)

Umpires: QUINTANA Matias (ARG); VILJANEN Seppo Olavi (CZE)

Classifier:

		Q1		Q2	
Scoring by 5 min intervals:	CHN	8	10	12	16
	GBR	12	18	29	35

#### CHN - CHINA

No.	Name	Sport Class	MIN	Field Goals		2 Points		3 Points		Free Throws		Rebounds			AS	TO	ST	BS	PF	FO	PTS	
				M/A	%	M/A	%	M/A	%	M/A	%	OR	DR	TOT								
*6	YANG Lei	3.5	17:17	2/7	29	2/7	29					1	3	4		2				2	4	
*8	DING Hai	4.5	15:41	3/9	33	3/9	33					1	6	7	1	3	1		3	2	6	
*11	QU Huanjian	2.0	08:52	0/2	0	0/2	0			0/2	0	2		2		1			1	1	0	
*13	LI Pengcheng	2.0	13:45	0/1	0	0/1	0						1	1		2				1	0	
*14	CHEN Haijiang	2.0	20:00	1/5	20	1/5	20					1		1	1	1			2	2	2	
4	CHEN Guojun	4.0	04:19	0/1	0	0/1	0						1	1							0	
5	HUANG Xunan	4.0	02:43	1/1	100	1/1	100														2	
7	ZHANG Lei	4.5	00:00																		0	
9	XU Hang	2.5	01:10													2				1	0	
10	LIN Yinhai	3.5	00:00																		0	
12	GUO Yandong	2.0	12:41	1/2	50	1/2	50						1	1		1			1	2	2	
15	CHEN Qi (C)	1.5	03:32													1				1	0	
Team/Coach																						
<b>Totals</b>				8/28	29	8/28	29				0/2	0	5	15	20	2	13	1		10	5	16
<b>Coach</b>		XU Yuansheng																				
<b>Assistant Coach</b>		ZHAI Yongjun																				

#### GBR - GREAT BRITAIN

No.	Name	Sport Class	MIN	Field Goals		2 Points		3 Points		Free Throws		Rebounds			AS	TO	ST	BS	PF	FO	PTS
				M/A	%	M/A	%	M/A	%	M/A	%	OR	DR	TOT							
*7	BYWATER Terence	4.5	13:45	2/6	33	2/5	40	0/1	0				6	6		1		1		1	4
*8	MUNN Simon	4.0	13:24	5/10	50	5/10	50			1/1	100	3	3	6	1	2			2	1	11
*9	POLLOCK Jon (C)	2.5	15:37	4/9	44	4/6	67	0/3	0	4/4	100		1	1	3	2	1			3	12
*10	JAMA Abdullah	1.0	09:17													1					0
*13	FINBOW Peter	2.0	10:49	1/2	50	1/2	50					3		3	1	1				1	2
4	BESTWICK Joseph	4.5	07:04	0/1	0	0/1	0					1	1	2				1		2	0
5	BROWN Simon	2.0	02:35																		0
6	HAYES Kevin	1.0	04:56	0/3	0	0/3	0									1					0
11	BYRNE Matthew	1.5	06:36	0/1	0	0/1	0													1	0
12	BLAKE Andrew	2.5	05:47	0/1	0	0/1	0														0
14	HALL Jonathan	3.0	05:47	1/3	33	1/3	33														2
15	OROGBEMI Ade	2.5	04:23	2/3	67	2/3	67			0/2	0				1		3		1	2	4
Team/Coach																					
<b>Totals</b>				15/39	38	15/35	43	0/4	0	5/7	71	10	14	24	6	6	6	2	5	10	35
<b>Coach</b>		TRESSEDER Bernard Murray																			
<b>Assistant Coach</b>		BHANIA Haj Singh									THOMAS Sinclair Richford										

	CHN	GBR
Points from Turnovers	2	6
Points in the Paint	10	20
Second Chance Points	4	8
Fast Break Points	0	2

	CHN	GBR
Biggest Lead	0	21
Biggest Scoring Run	4-0(6-6)	13-0(12-31)
Lead Changes	0	
Times Tied	3	

#### Legend:

%	Shooting Percentage	(C)	Captain	*	Starters	AS	Assists
BS	Blocked Shots	DR	Defensive Rebounds	FO	Fouls On	M/A	Made/Attempts
MIN	Minutes Played	OR	Offensive Rebounds	PF	Fouls	PTS	Points
Qx	Quarter Time	ST	Steals	TO	Turnovers	TOT	Total Rebounds



## START LIST

首发名单

### USA - GBR

**Referee:** MARQUES Rui David (BRA)  
**Umpires:** SALGUERO Cristian Ariel (ARG); WELLS Matthew Brian (AUS)

**Commissioner:** de KNOCK Luc D H M (BEL)  
**Classifier:** RIBEIRO Maria Sonia (BRA)

#### USA - United States of America

No.	Name	Pos	Age	Sport Class	Current Games Statistics						
					PPG	FG%	3FG%	FT%	RPG	APG	MPG (GP)
4	BARBER Eric	G	37	1.0	3.0	29		100	1.0	0.5	23:14 (2)
5	PAYE Mikey (C)	G	25	3.0	8.0	44	0	100	5.5	5.5	26:28 (2)
6	LESPERANCE Matt	G	21	1.0	0.5	0		50			16:45 (2)
7	MAZZI Jaime	G	27	2.0	2.0	11	25	50	0.5	1.0	10:20 (2)
8	COUNTS Jacob	F	28	3.5	4.0	57		0	2.5		08:47 (2)
9	SCOTT Matt	F	23	4.0	7.0	75	100	0	5.0	1.0	13:51 (2)
10	GLASBRENNER Jeff	C	35	4.5	12.5	69		47	7.0	1.0	13:48 (2)
11	SERIO Steve	F	21	3.5	8.5	80		20	3.5	1.0	17:41 (2)
12	NELMS Jay	G	27	2.5	4.0	27	0	100		1.5	12:14 (2)
13	LADE Jeremy	G	27	2.5	5.0	40		67	4.5	1.5	17:34 (2)
14	SCHULTE Paul	G	29	3.0	14.5	55	71	0	0.5	3.5	21:52 (2)
15	CHAMBERS Joe	C	26	4.0	12.5	71		25	7.0	1.5	17:22 (2)
Team			27.2		81.5	52	53	46	37.0	18.0	
<b>Coach</b>		WILSON Steve									
<b>Assistant Coach</b>		CHYNOWETH Tracy					JACKSON Paul				

USA Played		
PR	ISR	76-53
PR	BRA	87-41
PR	CHN	10 SEP
PR	AUS	11 SEP

#### GBR - Great Britain

No.	Name	Pos	Age	Sport Class	Current Games Statistics						
					PPG	FG%	3FG%	FT%	RPG	APG	MPG (GP)
4	BESTWICK Joseph	F	23	4.5	9.0	44		33	5.0	1.0	21:39 (1)
5	BROWN Simon	G	22	2.0	0.0						10:13 (1)
6	HAYES Kevin	G	45	1.0	0.0	0					09:42 (1)
7	BYWATER Terence	F	25	4.5	8.0	50	0		7.0	1.0	19:10 (1)
8	MUNN Simon	F	40	4.0	19.0	64		100	11.0	1.0	18:49 (1)
9	POLLOCK Jon (C)	G	31	2.5	14.0	45	0	100	1.0	3.0	21:02 (1)
10	JAMA Abdillah	G	25	1.0	0.0				1.0		14:42 (1)
11	BYRNE Matthew	G	33	1.5	4.0	67					16:25 (1)
12	BLAKE Andrew	F	36	2.5	2.0	50			4.0		20:22 (1)
13	FINBOW Peter	G	33	2.0	2.0	33			3.0	2.0	16:14 (1)
14	HALL Jonathan	G	26	3.0	17.0	54	67	50	3.0	1.0	14:25 (1)
15	OROGBEMI Ade	G	30	2.5	6.0	40	0	25	1.0	4.0	17:17 (1)
Team			30.8		81.0	49	25	50	36.0	13.0	
<b>Coach</b>		TRESEDER Bernard Murray									
<b>Assistant Coach</b>		BHANIA Haj Singh					THOMAS Sinclair Richford				

GBR Played		
PR	CHN	81-34
PR	AUS	08 SEP
PR	BRA	10 SEP
PR	ISR	11 SEP

**Legend:**

3FG%	3 Field Goals %	APG	Assists per Game	C	Centre	F	Forward
FG%	Field Goals %	FT%	Free Throws %	G	Guard	GP	Games Played
MPG	Minutes Played per Game	Pos	Playing Position	PPG	Points per Game	PR	Preliminary Round
RPG	Rebounds per Game						



## PLAY BY PLAY

文字比分播报

USA 31 vs 27 GBR

Attendance: 8162

		Q1		Q2	
Scoring by 5 min intervals:	USA	12	18	26	31
	GBR	9	14	18	27

### FIRST QUARTER

#### Quarter Starters:

USA 5 PAYE M                      6 LESPERANCE M                      13 LADE J                      14 SCHULTE P                      15 CHAMBERS J  
GBR 4 BESTWICK J                      9 POLLOCK J                      10 JAMA A                      12 BLAKE A                      14 HALL J

Game Time	USA - United States	Score	Lead	GBR - Great Britain
10:00	5 PAYE M Player IN <<----			
10:00	6 LESPERANCE M Player IN <<----			
10:00	13 LADE J Player IN <<----			
10:00	14 SCHULTE P Player IN <<----			
10:00	15 CHAMBERS J Player IN <<----			
10:00				4 BESTWICK J Player IN <<----
10:00				9 POLLOCK J Player IN <<----
10:00				10 JAMA A Player IN <<----
10:00				12 BLAKE A Player IN <<----
10:00				14 HALL J Player IN <<----
10:00	15 CHAMBERS J Tap off won			4 BESTWICK J Tap off lost
09:41	13 LADE J 2 Pts paint missed (2 Out)			
09:39				4 BESTWICK J Defensive Rebound
09:27		0-2	-2	4 BESTWICK J 2-Pts made (2 In)
09:24				9 POLLOCK J Assist
09:10	5 PAYE M 2-Pts missed (2 out)			
09:08	15 CHAMBERS J Offensive Rebound			
09:02	15 CHAMBERS J 2-Pts made (2 In)	2-2	0	
08:45		2-5	-3	9 POLLOCK J 3-Pts made (3 In)
08:40	15 CHAMBERS J Offensive foul			
08:40	15 CHAMBERS J Turnover			
08:40				14 HALL J Foul On
08:25				14 HALL J 2 Pts paint missed (2 Out)
08:23	13 LADE J Defensive Rebound			
08:03	13 LADE J 2 Pts paint missed (2 Out)			
08:00	5 PAYE M Offensive Rebound			
07:56	15 CHAMBERS J 2-Pts made (2 In)	4-5	-1	
07:35				9 POLLOCK J 3-Pts missed (3 Out)
07:33	15 CHAMBERS J Defensive Rebound			
07:11	14 SCHULTE P 2-Pts made (2 In)	6-5	+1	
07:10	5 PAYE M Assist			
06:59				4 BESTWICK J 2 Pts paint missed (2 Out)
06:58	15 CHAMBERS J Defensive Rebound			
06:50	14 SCHULTE P 2-Pts paint made (2 In)	8-5	+3	



## PLAY BY PLAY

文字比分播报

USA 31 vs 27 GBR

Attendance: 8162

Game Time	USA - United States	Score	Lead	GBR - Great Britain
06:48	14 SCHULTE P Fast Break			
06:34				10 JAMA A 2-Pts missed (2 out)
06:32	14 SCHULTE P Defensive Rebound			
06:24	5 PAYE M 2-Pts paint made (2 In)	10-5	+5	
06:22	15 CHAMBERS J Assist			
06:09		10-7	+3	14 HALL J 2-Pts made (2 In)
05:50	15 CHAMBERS J 2-Pts missed (2 out)			
05:48				9 POLLOCK J Defensive Rebound
05:26				14 HALL J 2-Pts missed (2 out)
05:24	14 SCHULTE P Defensive Rebound			
05:15	15 CHAMBERS J 2-Pts paint made (2 In)	12-7	+5	
05:15	15 CHAMBERS J Foul On			
05:15				10 JAMA A Personal foul
05:15				6 HAYES K Player IN <<----
05:15				10 JAMA A Player OUT ---->>
05:15	15 CHAMBERS J Free Throw missed (1 Out)			
05:15				Defensive Rebound
05:01		12-9	+3	6 HAYES K 2-Pts paint made (2 In)
04:59				9 POLLOCK J Assist
04:50	5 PAYE M 2-Pts missed (2 out)			
04:50				6 HAYES K Personal foul
04:50	15 CHAMBERS J Foul On			
04:46	Offensive Rebound			
04:38	15 CHAMBERS J 2-Pts made (2 In)	14-9	+5	
04:34	14 SCHULTE P Assist			
04:11				4 BESTWICK J 2 Pts paint missed (2 Out)
04:10	5 PAYE M Defensive Rebound			
03:54	13 LADE J 2-Pts missed (2 out)			
03:52				4 BESTWICK J Defensive Rebound
03:32		14-11	+3	12 BLAKE A 2-Pts paint made (2 In)
03:31				14 HALL J Assist
03:14	15 CHAMBERS J 2-Pts missed (2 out)			
03:14				Defensive Rebound
03:08	15 CHAMBERS J Steal			
03:08				12 BLAKE A Turnover
03:04	15 CHAMBERS J 2-Pts paint made (2 In)	16-11	+5	
02:37		16-13	+3	6 HAYES K 2-Pts paint made (2 In)
02:36				9 POLLOCK J Assist
02:17				9 POLLOCK J Personal foul
02:17	14 SCHULTE P Foul On			
02:04				6 HAYES K Personal foul
02:04	14 SCHULTE P Foul On			



## PLAY BY PLAY

文字比分播报

USA 31 vs 27 GBR

Attendance: 8162

Game Time	USA - United States	Score	Lead	GBR - Great Britain
02:04				10 JAMA A Player IN <<----
02:04				6 HAYES K Player OUT ---->>
01:47	14 SCHULTE P 2-Pts missed (2 out)			
01:45				4 BESTWICK J Defensive Rebound
01:29				9 POLLOCK J 3-Pts missed (3 Out)
01:27	15 CHAMBERS J Defensive Rebound			
01:15	14 SCHULTE P 2-Pts missed (2 out)			
01:15				14 HALL J Defensive Rebound
01:02				14 HALL J 2 Pts paint missed (2 Out)
01:02	Defensive Rebound			
00:46	14 SCHULTE P 2-Pts missed (2 out)			
00:44				4 BESTWICK J Defensive Rebound
00:37	14 SCHULTE P Personal foul			
00:37				4 BESTWICK J Foul On
00:37		16-14	+2	4 BESTWICK J Free Throw made (1 In)
00:36				4 BESTWICK J Free Throw missed (1 Out)
00:34	14 SCHULTE P Defensive Rebound			
00:14	15 CHAMBERS J 2-Pts paint made (2 In)	18-14	+4	
00:12	5 PAYE M Assist			
00:01				9 POLLOCK J 3-Pts missed (3 Out)
00:00	14 SCHULTE P Defensive Rebound			

## SECOND QUARTER

### Quarter Starters:

USA 9 SCOTT M                      11 SERIO S                      13 LADE J                      14 SCHULTE P                      6 LESPERANCE M  
GBR 4 BESTWICK J                      9 POLLOCK J                      10 JAMA A                      12 BLAKE A                      14 HALL J

Game Time	USA - United States	Score	Lead	GBR - Great Britain
10:00	9 SCOTT M Player IN <<----			
10:00	11 SERIO S Player IN <<----			
10:00	13 LADE J Player IN <<----			
10:00	14 SCHULTE P Player IN <<----			
10:00	6 LESPERANCE M Player IN <<----			
10:00				4 BESTWICK J Player IN <<----
10:00				9 POLLOCK J Player IN <<----
10:00				10 JAMA A Player IN <<----
10:00				12 BLAKE A Player IN <<----
10:00				14 HALL J Player IN <<----
09:59				Tap off situation, throw-in
09:44	11 SERIO S Steal			
09:44				9 POLLOCK J Turnover
09:38	9 SCOTT M 2 Pts paint missed (2 Out)			
09:35				10 JAMA A Defensive Rebound



## PLAY BY PLAY

文字比分播报

USA 31 vs 27 GBR

Attendance: 8162

Game Time	USA - United States	Score	Lead	GBR - Great Britain
09:25		18-16	+2	12 BLAKE A 2-Pts paint made (2 In)
09:23				4 BESTWICK J Assist
09:05	11 SERIO S 2-Pts paint made (2 In)	20-16	+4	
09:03	14 SCHULTE P Assist			
08:47				4 BESTWICK J 2-Pts missed (2 out)
08:45	11 SERIO S Defensive Rebound			
08:32	14 SCHULTE P 2-Pts paint made (2 In)	22-16	+6	
08:29	9 SCOTT M Personal foul			
08:29				4 BESTWICK J Foul On
08:29				6 HAYES K Player IN <<----
08:29				10 JAMA A Player OUT ---->>
08:16				4 BESTWICK J 2 Pts paint missed (2 Out)
08:15	9 SCOTT M Defensive Rebound			
08:06	9 SCOTT M 2-Pts paint made (2 In)	24-16	+8	
08:06	13 LADE J Assist			
08:06				Time out
08:01	9 SCOTT M Steal			
08:01				14 HALL J Turnover
08:00	9 SCOTT M Turnover			
08:00				15 OROGBEMI A Player IN <<----
08:00				9 POLLOCK J Player OUT ---->>
08:00				9 POLLOCK J Player IN <<----
08:00				12 BLAKE A Player OUT ---->>
07:48				15 OROGBEMI A Turnover
07:40	13 LADE J Turnover			
07:40	14 SCHULTE P Personal foul			
07:40				15 OROGBEMI A Foul On
07:34	11 SERIO S Personal foul			
07:34				9 POLLOCK J Foul On
07:20				4 BESTWICK J 2 Pts paint missed (2 Out)
07:19				4 BESTWICK J Offensive Rebound
07:05		24-18	+6	14 HALL J 2-Pts made (2 In)
07:03				9 POLLOCK J Assist
07:03	Time out			
07:03				12 BLAKE A Player IN <<----
07:03				4 BESTWICK J Player OUT ---->>
07:03				13 FINBOW P Player IN <<----
07:03				6 HAYES K Player OUT ---->>
06:49	11 SERIO S 2 Pts paint missed (2 Out)			
06:48	9 SCOTT M Offensive Rebound			
06:48	11 SERIO S Offensive foul			
06:48	11 SERIO S Turnover			





## PLAY BY PLAY

文字比分播报

USA 31 vs 27 GBR

Attendance: 8162

Game Time	USA - United States	Score	Lead	GBR - Great Britain
06:48				14 HALL J Foul On
06:33				15 OROGBEMI A Turnover
06:20	13 LADE J 2 Pts paint missed (2 Out)			
06:20	14 SCHULTE P Offensive Rebound			
06:20				13 FINBOW P Personal foul
06:20	14 SCHULTE P Foul On			
06:07	11 SERIO S 2-Pts missed (2 out)			
06:06	9 SCOTT M Offensive Rebound			
06:06	9 SCOTT M Turnover			
06:06				9 POLLOCK J Steal
06:06				4 BESTWICK J Player IN <<----
06:06				6 HAYES K Player IN <<----
06:06				13 FINBOW P Player OUT ---->>
06:06				15 OROGBEMI A Player OUT ---->>
06:00				6 HAYES K Personal foul
06:00	11 SERIO S Foul On			
06:00				6 HAYES K Player OUT ---->>
06:00				10 JAMA A Player IN <<----
06:00	4 BARBER E Player IN <<----			
06:00	7 MAZZI J Player IN <<----			
06:00	10 GLASBRENNER J Player IN <<----			
06:00	15 CHAMBERS J Player IN <<----			
06:00	14 SCHULTE P Player OUT ---->>			
06:00	6 LESPERANCE M Player OUT ---->>			
06:00	9 SCOTT M Player OUT ---->>			
06:00	11 SERIO S Player OUT ---->>			
05:42	13 LADE J 2-Pts missed (2 out)			
05:40				4 BESTWICK J Defensive Rebound
05:28				4 BESTWICK J 2 Pts paint missed (2 Out)
05:25	15 CHAMBERS J Defensive Rebound			
05:04	10 GLASBRENNER J 2-Pts paint made (2 In)	26-18	+8	
04:48				9 POLLOCK J 3-Pts missed (3 Out)
04:46	10 GLASBRENNER J Defensive Rebound			
04:31	13 LADE J 2 Pts paint missed (2 Out)			
04:29	13 LADE J Offensive Rebound			
04:29				12 BLAKE A Personal foul
04:29	10 GLASBRENNER J Foul On			
04:29				Time out
04:29	10 GLASBRENNER J Free Throw missed (1 Out)			
04:29	10 GLASBRENNER J Free Throw made (1 In)	27-18	+9	
04:09				14 HALL J 2-Pts missed (2 out)
04:07	10 GLASBRENNER J Defensive Rebound			



## PLAY BY PLAY

文字比分播报

USA 31 vs 27 GBR

Attendance: 8162

Game Time	USA - United States	Score	Lead	GBR - Great Britain
03:58	7 MAZZI J Turnover			
03:30		27-20	+7	12 BLAKE A 2-Pts paint made (2 In)
03:28				14 HALL J Assist
03:13	10 GLASBRENNER J 2-Pts paint made (2 In)	29-20	+9	
03:11	4 BARBER E Assist			
02:54				14 HALL J 2 Pts paint missed (2 Out)
02:52	15 CHAMBERS J Defensive Rebound			
02:47	7 MAZZI J Turnover			
02:47				9 POLLOCK J Player OUT ---->>
02:47				14 HALL J Player OUT ---->>
02:47				13 FINBOW P Player IN <<----
02:47				15 OROGBEMI A Player IN <<----
02:47				10 JAMA A Player OUT ---->>
02:47				9 POLLOCK J Player IN <<----
02:35		29-22	+7	13 FINBOW P 2-Pts made (2 In)
02:33				9 POLLOCK J Assist
02:12	10 GLASBRENNER J 2 Pts paint missed (2 Out)			
02:10				4 BESTWICK J Defensive Rebound
01:54		29-24	+5	13 FINBOW P 2-Pts paint made (2 In)
01:53				9 POLLOCK J Assist
01:32	13 LADE J 2-Pts missed (2 out)			
01:30				4 BESTWICK J Defensive Rebound
01:25				15 OROGBEMI A Fast Break
01:23		29-26	+3	15 OROGBEMI A 2-Pts paint made (2 In)
01:22				9 POLLOCK J Assist
01:04	15 CHAMBERS J 2-Pts missed (2 out)			
01:02				12 BLAKE A Defensive Rebound
00:58	12 NELMS J Player IN <<----			
00:58	13 LADE J Player OUT ---->>			
00:39				4 BESTWICK J Turnover
00:14	10 GLASBRENNER J 2-Pts paint made (2 In)	31-26	+5	
00:13	7 MAZZI J Assist			
00:01	15 CHAMBERS J Personal foul			
00:01				15 OROGBEMI A Foul On
00:01		31-27	+4	15 OROGBEMI A Free Throw made (1 In)
00:00				15 OROGBEMI A Free Throw missed (1 Out)
00:00	15 CHAMBERS J Defensive Rebound			



## PLAY BY PLAY

文字比分播报

USA 50 vs 54 GBR

Attendance: 8162

Scoring by 5 min intervals:		Q1		Q2		Q3		Q4	
USA		12	18	26	31	34	39	43	50
GBR		9	14	18	27	31	35	45	54

### FIRST QUARTER

#### Quarter Starters:

USA 5 PAYE M                      6 LESPERANCE M                      13 LADE J                      14 SCHULTE P                      15 CHAMBERS J  
GBR 4 BESTWICK J                      9 POLLOCK J                      10 JAMA A                      12 BLAKE A                      14 HALL J

Game Time	USA - United States	Score	Lead	GBR - Great Britain
10:00	5 PAYE M Player IN <<----			
10:00	6 LESPERANCE M Player IN <<----			
10:00	13 LADE J Player IN <<----			
10:00	14 SCHULTE P Player IN <<----			
10:00	15 CHAMBERS J Player IN <<----			
10:00				4 BESTWICK J Player IN <<----
10:00				9 POLLOCK J Player IN <<----
10:00				10 JAMA A Player IN <<----
10:00				12 BLAKE A Player IN <<----
10:00				14 HALL J Player IN <<----
10:00	15 CHAMBERS J Tap off won			4 BESTWICK J Tap off lost
09:41	13 LADE J 2 Pts paint missed (2 Out)			
09:39				4 BESTWICK J Defensive Rebound
09:27		0-2	-2	4 BESTWICK J 2-Pts made (2 In)
09:24				9 POLLOCK J Assist
09:10	5 PAYE M 2-Pts missed (2 out)			
09:08	15 CHAMBERS J Offensive Rebound			
09:02	15 CHAMBERS J 2-Pts made (2 In)	2-2	0	
08:45		2-5	-3	9 POLLOCK J 3-Pts made (3 In)
08:40	15 CHAMBERS J Offensive foul			
08:40	15 CHAMBERS J Turnover			
08:40				14 HALL J Foul On
08:25				14 HALL J 2 Pts paint missed (2 Out)
08:23	13 LADE J Defensive Rebound			
08:03	13 LADE J 2 Pts paint missed (2 Out)			
08:00	5 PAYE M Offensive Rebound			
07:56	15 CHAMBERS J 2-Pts made (2 In)	4-5	-1	
07:35				9 POLLOCK J 3-Pts missed (3 Out)
07:33	15 CHAMBERS J Defensive Rebound			
07:11	14 SCHULTE P 2-Pts made (2 In)	6-5	+1	
07:10	5 PAYE M Assist			
06:59				4 BESTWICK J 2 Pts paint missed (2 Out)
06:58	15 CHAMBERS J Defensive Rebound			
06:50	14 SCHULTE P 2-Pts paint made (2 In)	8-5	+3	



## PLAY BY PLAY

文字比分播报

USA 50 vs 54 GBR

Attendance: 8162

Game Time	USA - United States	Score	Lead	GBR - Great Britain
06:48	14 SCHULTE P Fast Break			
06:34				10 JAMA A 2-Pts missed (2 out)
06:32	14 SCHULTE P Defensive Rebound			
06:24	5 PAYE M 2-Pts paint made (2 In)	10-5	+5	
06:22	15 CHAMBERS J Assist			
06:09		10-7	+3	14 HALL J 2-Pts made (2 In)
05:50	15 CHAMBERS J 2-Pts missed (2 out)			
05:48				9 POLLOCK J Defensive Rebound
05:26				14 HALL J 2-Pts missed (2 out)
05:24	14 SCHULTE P Defensive Rebound			
05:15	15 CHAMBERS J 2-Pts paint made (2 In)	12-7	+5	
05:15	15 CHAMBERS J Foul On			
05:15				10 JAMA A Personal foul
05:15				6 HAYES K Player IN <<----
05:15				10 JAMA A Player OUT ---->>
05:15	15 CHAMBERS J Free Throw missed (1 Out)			
05:15				Defensive Rebound
05:01		12-9	+3	6 HAYES K 2-Pts paint made (2 In)
04:59				9 POLLOCK J Assist
04:50	5 PAYE M 2-Pts missed (2 out)			
04:50				6 HAYES K Personal foul
04:50	15 CHAMBERS J Foul On			
04:46	Offensive Rebound			
04:38	15 CHAMBERS J 2-Pts made (2 In)	14-9	+5	
04:34	14 SCHULTE P Assist			
04:11				4 BESTWICK J 2 Pts paint missed (2 Out)
04:10	5 PAYE M Defensive Rebound			
03:54	13 LADE J 2-Pts missed (2 out)			
03:52				4 BESTWICK J Defensive Rebound
03:32		14-11	+3	12 BLAKE A 2-Pts paint made (2 In)
03:31				14 HALL J Assist
03:14	15 CHAMBERS J 2-Pts missed (2 out)			
03:14				Defensive Rebound
03:08	15 CHAMBERS J Steal			
03:08				12 BLAKE A Turnover
03:04	15 CHAMBERS J 2-Pts paint made (2 In)	16-11	+5	
02:37		16-13	+3	6 HAYES K 2-Pts paint made (2 In)
02:36				9 POLLOCK J Assist
02:17				9 POLLOCK J Personal foul
02:17	14 SCHULTE P Foul On			
02:04				6 HAYES K Personal foul
02:04	14 SCHULTE P Foul On			



## PLAY BY PLAY

文字比分播报

USA 50 vs 54 GBR

Attendance: 8162

Game Time	USA - United States	Score	Lead	GBR - Great Britain
02:04				10 JAMA A Player IN <<----
02:04				6 HAYES K Player OUT ---->>
01:47	14 SCHULTE P 2-Pts missed (2 out)			
01:45				4 BESTWICK J Defensive Rebound
01:29				9 POLLOCK J 3-Pts missed (3 Out)
01:27	15 CHAMBERS J Defensive Rebound			
01:15	14 SCHULTE P 2-Pts missed (2 out)			
01:15				14 HALL J Defensive Rebound
01:02				14 HALL J 2 Pts paint missed (2 Out)
01:02	Defensive Rebound			
00:46	14 SCHULTE P 2-Pts missed (2 out)			
00:44				4 BESTWICK J Defensive Rebound
00:37	14 SCHULTE P Personal foul			
00:37				4 BESTWICK J Foul On
00:37		16-14	+2	4 BESTWICK J Free Throw made (1 In)
00:36				4 BESTWICK J Free Throw missed (1 Out)
00:34	14 SCHULTE P Defensive Rebound			
00:14	15 CHAMBERS J 2-Pts paint made (2 In)	18-14	+4	
00:12	5 PAYE M Assist			
00:01				9 POLLOCK J 3-Pts missed (3 Out)
00:00	14 SCHULTE P Defensive Rebound			

## SECOND QUARTER

### Quarter Starters:

USA 9 SCOTT M                    11 SERIO S                    13 LADE J                    14 SCHULTE P                    6 LESPERANCE M  
GBR 4 BESTWICK J                9 POLLOCK J                10 JAMA A                    12 BLAKE A                    14 HALL J

Game Time	USA - United States	Score	Lead	GBR - Great Britain
10:00	9 SCOTT M Player IN <<----			
10:00	11 SERIO S Player IN <<----			
10:00	13 LADE J Player IN <<----			
10:00	14 SCHULTE P Player IN <<----			
10:00	6 LESPERANCE M Player IN <<----			
10:00				4 BESTWICK J Player IN <<----
10:00				9 POLLOCK J Player IN <<----
10:00				10 JAMA A Player IN <<----
10:00				12 BLAKE A Player IN <<----
10:00				14 HALL J Player IN <<----
09:59				Tap off situation, throw-in
09:44	11 SERIO S Steal			
09:44				9 POLLOCK J Turnover
09:38	9 SCOTT M 2 Pts paint missed (2 Out)			
09:35				10 JAMA A Defensive Rebound



## PLAY BY PLAY

文字比分播报

USA 50 vs 54 GBR

Attendance: 8162

Game Time	USA - United States	Score	Lead	GBR - Great Britain
09:25		18-16	+2	12 BLAKE A 2-Pts paint made (2 In)
09:23				4 BESTWICK J Assist
09:05	11 SERIO S 2-Pts paint made (2 In)	20-16	+4	
09:03	14 SCHULTE P Assist			
08:47				4 BESTWICK J 2-Pts missed (2 out)
08:45	11 SERIO S Defensive Rebound			
08:32	14 SCHULTE P 2-Pts paint made (2 In)	22-16	+6	
08:29	9 SCOTT M Personal foul			
08:29				4 BESTWICK J Foul On
08:29				6 HAYES K Player IN <<----
08:29				10 JAMA A Player OUT ---->>
08:16				4 BESTWICK J 2 Pts paint missed (2 Out)
08:15	9 SCOTT M Defensive Rebound			
08:06	9 SCOTT M 2-Pts paint made (2 In)	24-16	+8	
08:06	13 LADE J Assist			
08:06				Time out
08:01	9 SCOTT M Steal			
08:01				14 HALL J Turnover
08:00	9 SCOTT M Turnover			
08:00				15 OROGBEMI A Player IN <<-----
08:00				9 POLLOCK J Player OUT ---->>
08:00				9 POLLOCK J Player IN <<-----
08:00				12 BLAKE A Player OUT ---->>
07:48				15 OROGBEMI A Turnover
07:40	13 LADE J Turnover			
07:40	14 SCHULTE P Personal foul			
07:40				15 OROGBEMI A Foul On
07:34	11 SERIO S Personal foul			
07:34				9 POLLOCK J Foul On
07:20				4 BESTWICK J 2 Pts paint missed (2 Out)
07:19				4 BESTWICK J Offensive Rebound
07:05		24-18	+6	14 HALL J 2-Pts made (2 In)
07:03				9 POLLOCK J Assist
07:03	Time out			
07:03				12 BLAKE A Player IN <<-----
07:03				4 BESTWICK J Player OUT ---->>
07:03				13 FINBOW P Player IN <<-----
07:03				6 HAYES K Player OUT ---->>
06:49	11 SERIO S 2 Pts paint missed (2 Out)			
06:48	9 SCOTT M Offensive Rebound			
06:48	11 SERIO S Offensive foul			
06:48	11 SERIO S Turnover			



## PLAY BY PLAY

文字比分播报

USA 50 vs 54 GBR

Attendance: 8162

Game Time	USA - United States	Score	Lead	GBR - Great Britain
06:48				14 HALL J Foul On
06:33				15 OROGBEMI A Turnover
06:20	13 LADE J 2 Pts paint missed (2 Out)			
06:20	14 SCHULTE P Offensive Rebound			
06:20				13 FINBOW P Personal foul
06:20	14 SCHULTE P Foul On			
06:07	11 SERIO S 2-Pts missed (2 out)			
06:06	9 SCOTT M Offensive Rebound			
06:06	9 SCOTT M Turnover			
06:06				9 POLLOCK J Steal
06:06				4 BESTWICK J Player IN <<----
06:06				6 HAYES K Player IN <<----
06:06				13 FINBOW P Player OUT ---->>
06:06				15 OROGBEMI A Player OUT ---->>
06:00				6 HAYES K Personal foul
06:00	11 SERIO S Foul On			
06:00				6 HAYES K Player OUT ---->>
06:00				10 JAMA A Player IN <<----
06:00	4 BARBER E Player IN <<----			
06:00	7 MAZZI J Player IN <<----			
06:00	10 GLASBRENNER J Player IN <<----			
06:00	15 CHAMBERS J Player IN <<----			
06:00	14 SCHULTE P Player OUT ---->>			
06:00	6 LESPERANCE M Player OUT ---->>			
06:00	9 SCOTT M Player OUT ---->>			
06:00	11 SERIO S Player OUT ---->>			
05:42	13 LADE J 2-Pts missed (2 out)			
05:40				4 BESTWICK J Defensive Rebound
05:28				4 BESTWICK J 2 Pts paint missed (2 Out)
05:25	15 CHAMBERS J Defensive Rebound			
05:04	10 GLASBRENNER J 2-Pts paint made (2 In)	26-18	+8	
04:48				9 POLLOCK J 3-Pts missed (3 Out)
04:46	10 GLASBRENNER J Defensive Rebound			
04:31	13 LADE J 2 Pts paint missed (2 Out)			
04:29	13 LADE J Offensive Rebound			
04:29				12 BLAKE A Personal foul
04:29	10 GLASBRENNER J Foul On			
04:29				Time out
04:29	10 GLASBRENNER J Free Throw missed (1 Out)			
04:29	10 GLASBRENNER J Free Throw made (1 In)	27-18	+9	
04:09				14 HALL J 2-Pts missed (2 out)
04:07	10 GLASBRENNER J Defensive Rebound			



## PLAY BY PLAY

文字比分播报

USA 50 vs 54 GBR

Attendance: 8162

Game Time	USA - United States	Score	Lead	GBR - Great Britain
03:58	7 MAZZI J Turnover			
03:30		27-20	+7	12 BLAKE A 2-Pts paint made (2 In)
03:28				14 HALL J Assist
03:13	10 GLASBRENNER J 2-Pts paint made (2 In)	29-20	+9	
03:11	4 BARBER E Assist			
02:54				14 HALL J 2 Pts paint missed (2 Out)
02:52	15 CHAMBERS J Defensive Rebound			
02:47	7 MAZZI J Turnover			
02:47				9 POLLOCK J Player OUT ---->>
02:47				14 HALL J Player OUT ---->>
02:47				13 FINBOW P Player IN <<----
02:47				15 OROGBEMI A Player IN <<----
02:47				10 JAMA A Player OUT ---->>
02:47				9 POLLOCK J Player IN <<----
02:35		29-22	+7	13 FINBOW P 2-Pts made (2 In)
02:33				9 POLLOCK J Assist
02:12	10 GLASBRENNER J 2 Pts paint missed (2 Out)			
02:10				4 BESTWICK J Defensive Rebound
01:54		29-24	+5	13 FINBOW P 2-Pts paint made (2 In)
01:53				9 POLLOCK J Assist
01:32	13 LADE J 2-Pts missed (2 out)			
01:30				4 BESTWICK J Defensive Rebound
01:25				15 OROGBEMI A Fast Break
01:23		29-26	+3	15 OROGBEMI A 2-Pts paint made (2 In)
01:22				9 POLLOCK J Assist
01:04	15 CHAMBERS J 2-Pts missed (2 out)			
01:02				12 BLAKE A Defensive Rebound
00:58	12 NELMS J Player IN <<----			
00:58	13 LADE J Player OUT ---->>			
00:39				4 BESTWICK J Turnover
00:14	10 GLASBRENNER J 2-Pts paint made (2 In)	31-26	+5	
00:13	7 MAZZI J Assist			
00:01	15 CHAMBERS J Personal foul			
00:01				15 OROGBEMI A Foul On
00:01		31-27	+4	15 OROGBEMI A Free Throw made (1 In)
00:00				15 OROGBEMI A Free Throw missed (1 Out)
00:00	15 CHAMBERS J Defensive Rebound			

### THIRD QUARTER

#### Quarter Starters:

<b>USA</b> 4 BARBER E	5 PAYE M	8 COUNTS J	11 SERIO S	14 SCHULTE P
<b>GBR</b> 4 BESTWICK J	9 POLLOCK J	12 BLAKE A	13 FINBOW P	15 OROGBEMI A





## PLAY BY PLAY

文字比分播报

USA 50 vs 54 GBR

Attendance: 8162

Game Time	USA - United States	Score	Lead	GBR - Great Britain
10:00	4 BARBER E Player IN <<----			
10:00	5 PAYE M Player IN <<----			
10:00	8 COUNTS J Player IN <<----			
10:00	11 SERIO S Player IN <<----			
10:00				4 BESTWICK J Player IN <<----
10:00				9 POLLOCK J Player IN <<----
10:00				12 BLAKE A Player IN <<----
10:00				13 FINBOW P Player IN <<----
10:00				15 OROGBEMI A Player IN <<----
10:00	14 SCHULTE P Player IN <<----			
10:00	Tap off situation, throw-in			
09:43	14 SCHULTE P 3-Pts made (3 In)	34-27	+7	
09:30	14 SCHULTE P Personal foul			
09:30				15 OROGBEMI A Foul On
09:11		34-29	+5	4 BESTWICK J 2-Pts paint made (2 In)
09:09				13 FINBOW P Assist
08:56				15 OROGBEMI A Personal foul
08:56	8 COUNTS J Foul On			
08:51				4 BESTWICK J Personal foul
08:51	14 SCHULTE P Foul On			
08:41	4 BARBER E 2 Pts paint missed (2 Out)			
08:37	8 COUNTS J Offensive Rebound			
08:35				12 BLAKE A Personal foul
08:35	11 SERIO S Foul On			
08:19	8 COUNTS J 2 Pts paint missed (2 Out)			
08:19	14 SCHULTE P Offensive Rebound			
08:19				4 BESTWICK J Personal foul
08:19	14 SCHULTE P Foul On			
08:06	8 COUNTS J Turnover			
08:06				13 FINBOW P Steal
07:46				15 OROGBEMI A 2 Pts paint missed (2 Out)
07:44	8 COUNTS J Defensive Rebound			
07:25	5 PAYE M 2-Pts missed (2 out)			
07:23				12 BLAKE A Defensive Rebound
07:10				15 OROGBEMI A 2 Pts paint missed (2 Out)
07:08	11 SERIO S Defensive Rebound			
06:46	5 PAYE M 2-Pts missed (2 out)			
06:42	8 COUNTS J Offensive Rebound			
06:42	8 COUNTS J 2 Pts paint missed (2 Out)			
06:39	14 SCHULTE P Offensive Rebound			
06:39	14 SCHULTE P 2 Pts paint missed (2 Out)			
06:36				12 BLAKE A Defensive Rebound



## PLAY BY PLAY

文字比分播报

USA 50 vs 54 GBR

Attendance: 8162

Game Time	USA - United States	Score	Lead	GBR - Great Britain
06:23				13 FINBOW P 2-Pts missed (2 out)
06:21	5 PAYE M Defensive Rebound			
06:05	14 SCHULTE P 2 Pts paint missed (2 Out)			
06:03				4 BESTWICK J Defensive Rebound
05:46				9 POLLOCK J 2-Pts missed (2 out)
05:46	11 SERIO S Defensive Rebound			
05:46				15 OROGBEMI A Personal foul
05:46	11 SERIO S Foul On			
05:46				6 HAYES K Player IN <<----
05:46				14 HALL J Player IN <<----
05:46				15 OROGBEMI A Player OUT ---->>
05:46				13 FINBOW P Player OUT ---->>
05:46	11 SERIO S Free Throw missed (1 Out)			
05:46	11 SERIO S Free Throw missed (1 Out)			
05:41	8 COUNTS J Offensive Rebound			
05:30	11 SERIO S 2-Pts missed (2 out)			
05:28				12 BLAKE A Defensive Rebound
05:18	8 COUNTS J Personal foul			
05:18				4 BESTWICK J Foul On
05:05		34-31	+3	14 HALL J 2-Pts made (2 In)
04:43	11 SERIO S 2 Pts paint missed (2 Out)			
04:41				14 HALL J Defensive Rebound
04:20				Turnover
04:20	10 GLASBRENNER J Player IN <<----			
04:20	12 NELMS J Player IN <<----			
04:20	8 COUNTS J Player OUT ---->>			
04:20	11 SERIO S Player OUT ---->>			
04:01				6 HAYES K Personal foul
04:01	12 NELMS J Foul On			
04:01				6 HAYES K Player OUT ---->>
04:01				10 JAMA A Player IN <<----
04:01	12 NELMS J Free Throw made (1 In)	35-31	+4	
04:01	12 NELMS J Free Throw made (1 In)	36-31	+5	
04:01				Time out
03:50				4 BESTWICK J Offensive foul
03:50				4 BESTWICK J Turnover
03:50	12 NELMS J Foul On			
03:34	12 NELMS J 2-Pts missed (2 out)			
03:32				4 BESTWICK J Defensive Rebound
03:22	10 GLASBRENNER J Personal foul			
03:22				9 POLLOCK J Foul On
03:08		36-33	+3	9 POLLOCK J 2-Pts made (2 In)



## PLAY BY PLAY

文字比分播报

USA 50 vs 54 GBR

Attendance: 8162

Game Time	USA - United States	Score	Lead	GBR - Great Britain
02:52	5 PAYE M 2-Pts missed (2 out)			
02:49	14 SCHULTE P Offensive Rebound			
02:48	10 GLASBRENNER J 2-Pts paint made (2 In)	38-33	+5	
02:48	14 SCHULTE P Assist			
02:48				10 JAMA A Player OUT ---->>
02:48				14 HALL J Player OUT ---->>
02:48				13 FINBOW P Player IN <<----
02:48				15 OROGBEMI A Player IN <<----
02:22				4 BESTWICK J 2-Pts missed (2 out)
02:20	10 GLASBRENNER J Defensive Rebound			
02:08	10 GLASBRENNER J 2 Pts paint missed (2 Out)			
02:05				9 POLLOCK J Defensive Rebound
01:56				4 BESTWICK J Turnover
01:40	12 NELMS J 2-Pts missed (2 out)			
01:38				15 OROGBEMI A Defensive Rebound
01:18				13 FINBOW P 2-Pts missed (2 out)
01:17				Offensive Rebound
01:06				4 BESTWICK J 2 Pts paint missed (2 Out)
00:58	14 SCHULTE P Defensive Rebound			
00:43	10 GLASBRENNER J 2 Pts paint missed (2 Out)			
00:43				Defensive Rebound
00:25		38-35	+3	4 BESTWICK J 2-Pts paint made (2 In)
00:23				9 POLLOCK J Assist
00:12				15 OROGBEMI A Personal foul
00:12	14 SCHULTE P Foul On			
00:12	14 SCHULTE P Free Throw missed (1 Out)			
00:12	14 SCHULTE P Free Throw made (1 In)	39-35	+4	
00:08	12 NELMS J Personal foul			
00:08				15 OROGBEMI A Foul On
00:00				9 POLLOCK J 3-Pts missed (3 Out)
01:50	10 GLASBRENNER J Defensive Rebound			

## FOURTH QUARTER

### Quarter Starters:

USA

GBR

Game Time	USA - United States	Score	Lead	GBR - Great Britain
10:00	5 PAYE M Player IN <<----			
10:00	8 COUNTS J Player IN <<----			
10:00	12 NELMS J Player IN <<----			
10:00	15 CHAMBERS J Player IN <<----			
10:00	6 LESPERANCE M Player IN <<----			



## PLAY BY PLAY

文字比分播报

USA 50 vs 54 GBR

Attendance: 8162

Game Time	USA - United States	Score	Lead	GBR - Great Britain
10:00				4 BESTWICK J Player IN <<-----
10:00				9 POLLOCK J Player IN <<-----
10:00				12 BLAKE A Player IN <<-----
10:00				13 FINBOW P Player IN <<-----
10:00				15 OROGBEMI A Player IN <<-----
09:58				Tap off situation, throw-in
09:52		39-38	+1	9 POLLOCK J 3-Pts made (3 In)
09:25	15 CHAMBERS J 2-Pts made (2 In)	41-38	+3	
09:23	12 NELMS J Assist			
09:11	12 NELMS J Personal foul			
09:11				12 BLAKE A Foul On
09:00				15 OROGBEMI A 2 Pts paint missed (2 Out)
08:58	15 CHAMBERS J Defensive Rebound			
08:53	12 NELMS J 2 Pts paint missed (2 Out)			
08:52				9 POLLOCK J Defensive Rebound
08:40				9 POLLOCK J 2 Pts paint missed (2 Out)
08:39	Defensive Rebound			
08:23	15 CHAMBERS J 2 Pts paint missed (2 Out)			
08:21				15 OROGBEMI A Defensive Rebound
08:00				13 FINBOW P 2-Pts missed (2 out)
07:58	5 PAYE M Defensive Rebound			
07:53	5 PAYE M Turnover			
07:53	13 LADE J Player IN <<-----			
07:53	12 NELMS J Player OUT ---->>			
07:37		41-40	+1	9 POLLOCK J 2-Pts made (2 In)
07:16	5 PAYE M 2 Pts paint missed (2 Out)			
07:14				4 BESTWICK J Defensive Rebound
07:12	8 COUNTS J Personal foul			
07:12				4 BESTWICK J Foul On
07:05		41-43	-2	9 POLLOCK J 3-Pts made (3 In)
06:56				15 OROGBEMI A Personal foul
06:56	5 PAYE M Foul On			
06:56	11 SERIO S Player IN <<-----			
06:56	8 COUNTS J Player OUT ---->>			
06:56	Time out			
06:33	5 PAYE M 2-Pts made (2 In)	43-43	0	
06:30	11 SERIO S Assist			
06:15				4 BESTWICK J Turnover
05:54	5 PAYE M 2-Pts missed (2 out)			
05:52				13 FINBOW P Defensive Rebound
05:34		43-45	-2	4 BESTWICK J 2-Pts paint made (2 In)
05:32				9 POLLOCK J Assist



## PLAY BY PLAY

文字比分播报

USA 50 vs 54 GBR

Attendance: 8162

Game Time	USA - United States	Score	Lead	GBR - Great Britain
05:06	15 CHAMBERS J 2 Pts paint missed (2 Out)			
05:04				4 BESTWICK J Defensive Rebound
04:54				15 OROGBEMI A 2 Pts paint missed (2 Out)
04:52				15 OROGBEMI A Offensive Rebound
04:43				9 POLLOCK J 2 Pts paint missed (2 Out)
04:41				15 OROGBEMI A Offensive Rebound
04:25				4 BESTWICK J 2 Pts paint missed (2 Out)
04:23	15 CHAMBERS J Defensive Rebound			
04:00	13 LADE J 2-Pts missed (2 out)			
03:58				13 FINBOW P Defensive Rebound
03:52		43-47	-4	9 POLLOCK J 2-Pts made (2 In)
03:52				9 POLLOCK J Foul On
03:52				13 FINBOW P Assist
03:52	11 SERIO S Personal foul			
03:52	4 BARBER E Player IN <<----			
03:52	14 SCHULTE P Player IN <<----			
03:52	5 PAYE M Player OUT ---->>			
03:52	6 LESPERANCE M Player OUT ---->>			
03:52		43-48	-5	9 POLLOCK J Free Throw made (1 In)
03:49				9 POLLOCK J Personal foul
03:49	15 CHAMBERS J Foul On			
03:37	15 CHAMBERS J 2-Pts missed (2 out)			
03:35				4 BESTWICK J Defensive Rebound
03:23				4 BESTWICK J 2 Pts paint missed (2 Out)
03:23				4 BESTWICK J Offensive Rebound
03:23		43-50	-7	4 BESTWICK J 2-Pts paint made (2 In)
02:59	11 SERIO S 2-Pts missed (2 out)			
02:57				9 POLLOCK J Defensive Rebound
02:32				Turnover
02:11	4 BARBER E 2 Pts paint missed (2 Out)			
02:09				9 POLLOCK J Defensive Rebound
01:55		43-53	-10	9 POLLOCK J 3-Pts made (3 In)
01:55	Time out			
01:55	5 PAYE M Player IN <<----			
01:55	7 MAZZI J Player IN <<----			
01:55	4 BARBER E Player OUT ---->>			
01:55	15 CHAMBERS J Player OUT ---->>			
01:47				4 BESTWICK J Technical foul
01:47	5 PAYE M Free Throw made (1 In)	44-53	-9	
01:47	5 PAYE M Free Throw missed (1 Out)			
01:40	14 SCHULTE P 3-Pts made (3 In)	47-53	-6	
01:29	14 SCHULTE P Personal foul			



## PLAY BY PLAY

文字比分播报

USA 50 vs 54 GBR

Attendance: 8162

Game Time	USA - United States	Score	Lead	GBR - Great Britain
01:29				9 POLLOCK J Foul On
01:05				4 BESTWICK J 2-Pts missed (2 out)
01:04	5 PAYE M Defensive Rebound			
00:55	14 SCHULTE P 3-Pts missed (3 Out)			
00:55				Defensive Rebound
00:55	Time out			
00:55	12 NELMS J Player IN <<----			
00:55	14 SCHULTE P Player OUT ---->>			
00:54	7 MAZZI J Personal foul			
00:54				13 FINBOW P Foul On
00:54	14 SCHULTE P Player IN <<----			
00:54	12 NELMS J Player OUT ---->>			
00:54		47-54	-7	13 FINBOW P Free Throw made (1 In)
00:52				13 FINBOW P Free Throw missed (1 Out)
00:50	11 SERIO S Defensive Rebound			
00:45				4 BESTWICK J Steal
00:45	13 LADE J Turnover			
00:45	11 SERIO S Personal foul			
00:45				4 BESTWICK J Foul On
00:45				4 BESTWICK J Free Throw missed (1 Out)
00:44				4 BESTWICK J Free Throw missed (1 Out)
00:42	11 SERIO S Defensive Rebound			
00:30	13 LADE J 2 Pts paint missed (2 Out)			
00:28				4 BESTWICK J Defensive Rebound
00:28	14 SCHULTE P Personal foul			
00:28				9 POLLOCK J Foul On
00:28	14 SCHULTE P Player OUT ---->>			
00:28	12 NELMS J Player IN <<----			
00:28	5 PAYE M Player OUT ---->>			
00:28	9 SCOTT M Player IN <<----			
00:28	9 SCOTT M Player OUT ---->>			
00:28	5 PAYE M Player IN <<----			
00:24				13 FINBOW P Personal foul
00:27				9 POLLOCK J Free Throw missed (1 Out)
00:28				9 POLLOCK J Free Throw missed (1 Out)
00:24	5 PAYE M Foul On			
00:24	11 SERIO S Player OUT ---->>			
00:24	9 SCOTT M Player IN <<----			
00:24	9 SCOTT M Defensive Rebound			
00:16	5 PAYE M 3-Pts made (3 In)	50-54	-4	
00:16				Time out
00:12	13 LADE J Personal foul			



## PLAY BY PLAY

文字比分播报

**USA 50 vs 54 GBR**

**Attendance: 8162**

Game Time	USA - United States	Score	Lead	GBR - Great Britain
00:12				9 POLLOCK J Foul On
00:12				9 POLLOCK J Free Throw missed (1 Out)
00:12				9 POLLOCK J Free Throw missed (1 Out)
00:08	7 MAZZI J Defensive Rebound			
00:01	13 LADE J 2 Pts paint missed (2 Out)			
00:00				12 BLAKE A Defensive Rebound



## RESULTS

比赛成绩

### USA 31 vs 27 GBR

Attendance: 8162

Referee: MARQUES Rui David (BRA)

Commissioner: de KNOCK Luc D H M (BEL)

Umpires: SALGUERO Cristian Ariel (ARG); WELLS Matthew Brian (AUS)

Classifier: RIBEIRO Maria Sonia (BRA)

		Q1		Q2	
Scoring by 5 min intervals:	USA	12	18	26	31
	GBR	9	14	18	27

#### USA - UNITED STATES of AMERICA

No.	Name	Sport Class	MIN	Field Goals		2 Points		3 Points		Free Throws		Rebounds			AS	TO	ST	BS	PF	FO	PTS
				M/A	%	M/A	%	M/A	%	M/A	%	OR	DR	TOT							
*5	PAYE Mikey (C)	3.0	10:00	1/3	33	1/3	33					1	1	2	2						2
*6	LESPERANCE Matt	1.0	14:00																		0
*13	LADE Jeremy	2.5	19:02	0/7	0	0/7	0					1	1	2	1	1					0
*14	SCHULTE Paul	3.0	14:00	3/6	50	3/6	50					1	4	5	2				2	3	6
*15	CHAMBERS Joe	4.0	16:00	6/9	67	6/9	67			0/1	0	1	6	7	1	1	1		2	2	12
4	BARBER Eric	1.0	06:00												1						0
7	MAZZI Jaime	2.0	06:00												1	2					0
8	COUNTS Jacob	3.5	00:00																		0
9	SCOTT Matt	4.0	04:00	1/2	50	1/2	50					2	1	3		2	1		1		2
10	GLASBRENNER Jeff	4.5	06:00	3/4	75	3/4	75			1/2	50		2	2						1	7
11	SERIO Steve	3.5	04:00	1/3	33	1/3	33						1	1		1	1		2	1	2
12	NELMS Jay	2.5	00:58																		0
Team/Coach																					
<b>Totals</b>				15/34	44	15/34	44			1/3	33	7	17	24	8	7	3		7	7	31
<b>Coach</b>		WILSON Steve																			
<b>Assistant Coach</b>		CHYNOWETH Tracy									JACKSON Paul										

#### GBR - GREAT BRITAIN

No.	Name	Sport Class	MIN	Field Goals		2 Points		3 Points		Free Throws		Rebounds			AS	TO	ST	BS	PF	FO	PTS
				M/A	%	M/A	%	M/A	%	M/A	%	OR	DR	TOT							
*4	BESTWICK Joseph	4.5	19:03	1/7	14	1/7	14			1/2	50	1	7	8	1	1				2	3
*9	POLLOCK Jon (C)	2.5	20:00	1/5	20			1/5	20				1	1	7	1	1		1	1	3
*10	JAMA Abdillah	1.0	11:33	0/1	0	0/1	0						1	1					1		0
*12	BLAKE Andrew	2.5	19:03	3/3	100	3/3	100						1	1		1			1		6
*14	HALL Jonathan	3.0	17:13	2/7	29	2/7	29						1	1	2	1				2	4
5	BROWN Simon	2.0	00:00																		0
6	HAYES Kevin	1.0	04:43	2/2	100	2/2	100											3			4
7	BYWATER Terence	4.5	00:00																		0
8	MUNN Simon	4.0	00:00																		0
11	BYRNE Matthew	1.5	00:00																		0
13	FINBOW Peter	2.0	03:44	2/2	100	2/2	100												1		4
15	OROGBEMI Ade	2.5	04:41	1/1	100	1/1	100			1/2	50					2				2	3
Team/Coach																					
<b>Totals</b>				12/28	43	11/23	48	1/5	20	2/4	50	1	13	14	10	6	1		7	7	27
<b>Coach</b>		TRESEDER Bernard Murray																			
<b>Assistant Coach</b>		BHANIA Haj Singh									THOMAS Sinclair Richford										

	USA	GBR
Points from Turnovers	4	7
Points in the Paint	22	14
Second Chance Points	6	2
Fast Break Points	0	2

	USA	GBR
Biggest Lead	9	3
Biggest Scoring Run	8-0(10-5)	6-0(29-26)
Lead Changes	1	
Times Tied	1	

#### Legend:

%	Shooting Percentage	(C)	Captain	*	Starters	AS	Assists
BS	Blocked Shots	DR	Defensive Rebounds	FO	Fouls On	M/A	Made/Attempts
MIN	Minutes Played	OR	Offensive Rebounds	PF	Fouls	PTS	Points
Qx	Quarter Time	ST	Steals	TO	Turnovers	TOT	Total Rebounds





## RESULTS

比赛成绩

### USA 50 vs 54 GBR

Attendance: 8162

Referee: MARQUES Rui David (BRA)

Commissioner: de KNOCK Luc D H M (BEL)

Umpires: SALGUERO Cristian Ariel (ARG); WELLS Matthew Brian (AUS)

Classifier: RIBEIRO Maria Sonia (BRA)

		Q1		Q2		Q3		Q4	
Scoring by 5 min intervals:	USA	12	18	26	31	34	39	43	50
	GBR	9	14	18	27	31	35	45	54

#### USA - UNITED STATES of AMERICA

No.	Name	Sport Class	MIN	Field Goals		2 Points		3 Points		Free Throws		Rebounds			AS	TO	ST	BS	PF	FO	PTS	
				M/A	%	M/A	%	M/A	%	M/A	%	OR	DR	TOT								
*5	PAYE Mikey (C)	3.0	28:03	3/10	30	2/9	22	1/1	100	1/2	50	1	4	5	2	1				2	8	
*6	LESPERANCE Matt	1.0	20:08																		0	
*13	LADE Jeremy	2.5	26:55	0/10	0	0/10	0					1	1	2	1	2				1	0	
*14	SCHULTE Paul	3.0	27:23	5/11	45	3/8	38	2/3	67	1/2	50	4	5	9	3				5	6	13	
*15	CHAMBERS Joe	4.0	24:05	7/13	54	7/13	54			0/1	0	1	8	9	1	1	1		2	3	14	
4	BARBER Eric	1.0	17:57	0/2	0	0/2	0								1						0	
7	MAZZI Jaime	2.0	07:55										1	1	1	2				1	0	
8	COUNTS Jacob	3.5	08:44	0/2	0	0/2	0					3	1	4		1			2	1	0	
9	SCOTT Matt	4.0	04:24	1/2	50	1/2	50					2	2	4		2	1		1		2	
10	GLASBRENNER Jeff	4.5	10:20	4/7	57	4/7	57			1/2	50		4	4					1	1	9	
11	SERIO Steve	3.5	16:12	1/6	17	1/6	17			0/2	0		5	5	1	1	1		4	3	2	
12	NELMS Jay	2.5	07:54	0/3	0	0/3	0			2/2	100				1				2	2	2	
Team/Coach																						
<b>Totals</b>				21/66	32	18/62	29	3/4	75	5/11	45	13	33	46	11	10	3			19	18	50
<b>Coach</b>		WILSON Steve																				
<b>Assistant Coach</b>		CHYNOWETH Tracy										JACKSON Paul										

#### GBR - GREAT BRITAIN

No.	Name	Sport Class	MIN	Field Goals		2 Points		3 Points		Free Throws		Rebounds			AS	TO	ST	BS	PF	FO	PTS	
				M/A	%	M/A	%	M/A	%	M/A	%	OR	DR	TOT								
*4	BESTWICK Joseph	4.5	39:03	5/16	31	5/16	31			1/4	25	2	13	15	1	4	1		4	5	11	
*9	POLLOCK Jon (C)	2.5	40:00	7/15	47	3/6	50	4/9	44	1/5	20		5	5	9	1	1		2	6	19	
*10	JAMA Abdillah	1.0	12:46	0/1	0	0/1	0						1	1					1		0	
*12	BLAKE Andrew	2.5	39:03	3/3	100	3/3	100						5	5		1			2	1	6	
*14	HALL Jonathan	3.0	20:11	3/8	38	3/8	38						2	2	2	1				2	6	
5	BROWN Simon	2.0	00:00																		0	
6	HAYES Kevin	1.0	06:28	2/2	100	2/2	100												4		4	
7	BYWATER Terence	4.5	00:00																		0	
8	MUNN Simon	4.0	00:00																		0	
11	BYRNE Matthew	1.5	00:00																		0	
13	FINBOW Peter	2.0	20:46	2/5	40	2/5	40			1/2	50		2	2	2		1		2	1	5	
15	OROGBEMI Ade	2.5	21:43	1/5	20	1/5	20			1/2	50	2	2	4		2			4	4	3	
Team/Coach																						
<b>Totals</b>				23/55	42	19/46	41	4/9	44	4/13	31	5	34	39	14	11	3			19	19	54
<b>Coach</b>		TRESEDER Bernard Murray																				
<b>Assistant Coach</b>		BHANIA Haj Singh										THOMAS Sinclair Richford										

	USA	GBR
Points from Turnovers	4	7
Points in the Paint	24	22
Second Chance Points	8	4
Fast Break Points	0	2

	USA	GBR
Biggest Lead	9	10
Biggest Scoring Run	8-0(10-5)	10-0(43-53)
Lead Changes	2	
Times Tied	2	

#### Legend:

%	Shooting Percentage	(C)	Captain	*	Starters	AS	Assists
BS	Blocked Shots	DR	Defensive Rebounds	FO	Fouls On	M/A	Made/Attempts
MIN	Minutes Played	OR	Offensive Rebounds	OTx	Overtime	PF	Fouls
PTS	Points	Qx	Quarter Time	ST	Steals	TO	Turnovers
TOT	Total Rebounds						



## START LIST

首发名单

### AUS - ISR

**Referee:** OTTO Jorg-Ulrich (GER)  
**Umpires:** BURFORD Jonathon Blake (USA); JIN Zhuo (CHN)

**Commissioner:** VIVIERS Nico Maritz Malan (RSA)  
**Classifier:** TSUNEMI Hiroshi (JPN)

#### AUS - Australia

No.	Name	Pos	Age	Sport Class	Current Games Statistics						
					PPG	FG%	3FG%	FT%	RPG	APG	MPG (GP)
4	EVESON Justin	F	28	4.5	20.7	62	20	64	9.3	6.0	26:03 (3)
5	SACHS Troy	C	32	4.5	4.3	25		60	3.7	1.0	12:17 (3)
6	STIBNERS Brett	F	29	4.0	5.0	70	0	100	1.3		09:09 (3)
7	NORRIS Shaun	F/G	23	3.0	13.7	49	0	38	4.3	3.3	29:39 (3)
8	HARTNETT Michael	G	26	1.0	0.0	0	0		0.7	0.3	19:56 (3)
9	KNOWLES Tristan	F	25	4.0	6.0	57	100	0	2.7	0.7	09:51 (3)
10	KING Adrian	F	36	2.0	2.7	27	0	100	0.7	1.3	11:10 (3)
11	SIMMONS Tige	G	31	1.0	0.0	0			0.3		10:26 (3)
12	MIZENS Grant	G	31	2.0	0.7	17		0	2.7	0.3	15:55 (3)
13	ALCOTT Dylan	G	17	1.0	1.0	25	0	50		0.3	11:48 (3)
14	DOWLER Brendan	G	40	1.0	0.7	33			0.7		21:08 (3)
15	NESS Brad (C)	C	33	4.5	18.3	62		68	7.7	1.7	22:50 (3)
Team			29.3		73.0	50	20	58	34.0	15.0	
<b>Coach</b>		ETTRIDGE Benjamin James									
<b>Assistant Coach</b>		FRIDAY Craig Anthony									

AUS Played		
PR	BRA	73-72
PR	GBR	67-48
PR	CHN	79-44
PR	USA	11 SEP

#### ISR - Israel

No.	Name	Pos	Age	Sport Class	Current Games Statistics						
					PPG	FG%	3FG%	FT%	RPG	APG	MPG (GP)
4	SAR TOV Eyal	F	46	4.5	1.0	0		50	1.0		04:45 (1)
5	DROR Lior	C	34	4.5	17.3	63		31	9.7	2.0	28:25 (3)
6	OTTOLENGHI Ariel	G	45	2.0	1.3	18				1.7	07:44 (3)
7	FURMAN Ron	G	30	1.0	0.3	0		50	1.0		22:11 (3)
8	MEISHAR Dotan	F	39	4.0	17.7	47		65	12.7	1.0	31:37 (3)
9	ROZENBERG Roei	G	37	2.5	16.0	44	11	65	3.3	3.3	32:00 (3)
10	LEHRMAN Avraham	G	41	2.0	2.0	29			1.5	3.5	15:48 (2)
11	DOR Oon Igal Allon	F	24	4.5	3.0	40		33	2.7		07:24 (3)
12	HENDEL Liran	G	35	2.0	7.3	45	25	10	2.0	3.0	32:50 (3)
13	HAIM Shay-Refael	G	26	2.0	2.0	100					04:25 (1)
14	PHILIPPS Rotem (C)	F	36	4.0	3.3	50		50	4.3	1.0	10:58 (3)
15	DRAI David	G	37	1.0	0.0	0			0.7		13:13 (3)
Team			35.8		68.7	46	15	48	37.7	14.3	
<b>Coach</b>		PINTO Ari									
<b>Assistant Coach</b>		KLEIN Benyamin					ZAIDE Michael				

ISR Played		
PR	USA	53-76
PR	CHN	80-41
PR	BRA	73-60
PR	GBR	11 SEP

**Legend:**

3FG%	3 Field Goals %	APG	Assists per Game	C	Centre	F	Forward
FG%	Field Goals %	FT%	Free Throws %	G	Guard	GP	Games Played
MPG	Minutes Played per Game	Pos	Playing Position	PPG	Points per Game	PR	Preliminary Round
RPG	Rebounds per Game						



## PLAY BY PLAY

文字比分播报

AUS 27 vs 29 ISR

Attendance: 0

Scoring by 5 min intervals:

	Q1		Q2	
AUS	8	13	21	27
ISR	6	18	22	29

### FIRST QUARTER

#### Quarter Starters:

AUS 4 EVESON J      7 NORRIS S      8 HARTNETT M      14 DOWLER B      15 NESS B  
ISR 5 DROR L      7 FURMAN R      8 MEISHAR D      9 ROZENBERG R      12 HENDEL L

Game Time	AUS - Australia	Score	Lead	ISR - Israel
10:00	4 EVESON J Player IN <<----			
10:00	7 NORRIS S Player IN <<----			
10:00	8 HARTNETT M Player IN <<----			
10:00	14 DOWLER B Player IN <<----			
10:00	15 NESS B Player IN <<----			
10:00				5 DROR L Player IN <<----
10:00				7 FURMAN R Player IN <<----
10:00				8 MEISHAR D Player IN <<----
10:00				9 ROZENBERG R Player IN <<----
10:00				12 HENDEL L Player IN <<----
10:00	15 NESS B Tap off won			5 DROR L Tap off lost
09:45	15 NESS B 2-Pts paint made (2 In)	2-0	+2	
09:43	7 NORRIS S Assist			
09:20				12 HENDEL L Turnover
09:03	15 NESS B 2 Pts paint missed (2 Out)			
09:01				8 MEISHAR D Defensive Rebound
08:47				8 MEISHAR D 2 Pts paint missed (2 Out)
08:44				8 MEISHAR D Offensive Rebound
08:44		2-2	0	8 MEISHAR D 2-Pts paint made (2 In)
08:23				5 DROR L Personal foul
08:23	15 NESS B Foul On			
08:11	7 NORRIS S 2 Pts paint missed (2 Out)			
08:10				7 FURMAN R Defensive Rebound
07:54		2-4	-2	9 ROZENBERG R 2-Pts made (2 In)
07:38				5 DROR L Personal foul
07:38	15 NESS B Foul On			
07:38	15 NESS B Free Throw missed (1 Out)			
07:38	15 NESS B Free Throw made (1 In)	3-4	-1	
07:29				7 FURMAN R Turnover
07:17				12 HENDEL L Personal foul
07:17	15 NESS B Foul On			
07:17	15 NESS B Free Throw missed (1 Out)			
07:17	15 NESS B Free Throw made (1 In)	4-4	0	
07:05				5 DROR L Fast Break



## PLAY BY PLAY

文字比分播报

**AUS 27 vs 29 ISR**

**Attendance: 0**

Game Time	AUS - Australia	Score	Lead	ISR - Israel
07:06		4-6	-2	5 DROR L 2-Pts paint made (2 In)
07:02				12 HENDEL L Assist
06:53	4 EVESON J 2-Pts paint made (2 In)	6-6	0	
06:51	7 NORRIS S Assist			
06:37				5 DROR L 2 Pts paint missed (2 Out)
06:34				5 DROR L Offensive Rebound
06:34				5 DROR L 2 Pts paint missed (2 Out)
06:28	15 NESS B Defensive Rebound			
06:20	14 DOWLER B 2 Pts paint missed (2 Out)			
06:20				8 MEISHAR D Blocked Shot
06:20	Offensive Rebound			
06:13	4 EVESON J 2-Pts missed (2 out)			
06:09	7 NORRIS S Offensive Rebound			
06:07	7 NORRIS S 2-Pts missed (2 out)			
06:04	14 DOWLER B Offensive Rebound			
05:54	7 NORRIS S 2 Pts paint missed (2 Out)			
05:54	7 NORRIS S Offensive Rebound			
05:54	15 NESS B 2 Pts paint missed (2 Out)			
05:54	15 NESS B Offensive Rebound			
05:54	15 NESS B 2-Pts paint made (2 In)	8-6	+2	
05:54				Time out
05:34				5 DROR L 2 Pts paint missed (2 Out)
05:32	15 NESS B Defensive Rebound			
05:22	15 NESS B 2 Pts paint missed (2 Out)			
05:19				8 MEISHAR D Defensive Rebound
05:15				12 HENDEL L Tap off situation, throw-in
05:02				5 DROR L 2 Pts paint missed (2 Out)
05:00	7 NORRIS S Defensive Rebound			
04:44	15 NESS B Fast Break			
04:52	15 NESS B 2-Pts paint made (2 In)	10-6	+4	
04:49	4 EVESON J Assist			
04:31				12 HENDEL L 2-Pts missed (2 out)
04:31	15 NESS B Blocked Shot			
04:30				Offensive Rebound
04:24		10-8	+2	5 DROR L 2-Pts paint made (2 In)
04:22				8 MEISHAR D Assist
03:48	7 NORRIS S 2-Pts made (2 In)	12-8	+4	
03:45	15 NESS B Assist			
03:42	7 NORRIS S Personal foul			
03:42				8 MEISHAR D Foul On
03:42		12-9	+3	8 MEISHAR D Free Throw made (1 In)
03:42		12-10	+2	8 MEISHAR D Free Throw made (1 In)



## PLAY BY PLAY

文字比分播报

AUS 27 vs 29 ISR

Attendance: 0

Game Time	AUS - Australia	Score	Lead	ISR - Israel
03:30	14 DOWLER B Turnover			
03:30				5 DROR L Steal
03:17		12-12	0	8 MEISHAR D 2-Pts paint made (2 In)
03:15				9 ROZENBERG R Assist
03:00	7 NORRIS S 3-Pts missed (3 Out)			
02:58	15 NESS B Offensive Rebound			
02:55	7 NORRIS S 2 Pts paint missed (2 Out)			
02:53				8 MEISHAR D Defensive Rebound
02:41				9 ROZENBERG R 2-Pts missed (2 out)
02:39	8 HARTNETT M Defensive Rebound			
02:34				9 ROZENBERG R Personal foul
02:34	7 NORRIS S Foul On			
02:34				5 DROR L Player OUT ---->>
02:34				11 DOR OIA Player IN <<----
02:13	7 NORRIS S 2 Pts paint missed (2 Out)			
02:11	7 NORRIS S Offensive Rebound			
02:08	7 NORRIS S Turnover			
02:08				12 HENDEL L Steal
01:49		12-14	-2	12 HENDEL L 2-Pts made (2 In)
01:47				11 DOR OIA Assist
01:26	14 DOWLER B Turnover			
01:12				12 HENDEL L Turnover
01:12	15 NESS B Steal			
01:09				12 HENDEL L Personal foul
01:09	7 NORRIS S Foul On			
01:09				12 HENDEL L Player OUT ---->>
01:09				10 LEHRMAN A Player IN <<----
01:09	7 NORRIS S Free Throw missed (1 Out)			
01:09	7 NORRIS S Free Throw made (1 In)	13-14	-1	
01:09	7 NORRIS S Player OUT ---->>			
01:09	8 HARTNETT M Player OUT ---->>			
01:09	10 KING A Player IN <<----			
01:09	12 MIZENS G Player IN <<----			
00:47		13-16	-3	8 MEISHAR D 2-Pts paint made (2 In)
00:45				10 LEHRMAN A Assist
00:26	4 EVESON J Turnover			
00:05	4 EVESON J Personal foul			
00:05				9 ROZENBERG R Foul On
00:05		13-17	-4	9 ROZENBERG R Free Throw made (1 In)
00:05		13-18	-5	9 ROZENBERG R Free Throw made (1 In)
00:00	15 NESS B 3-Pts missed (3 Out)			

## SECOND QUARTER

### Quarter Starters:

<b>AUS</b> 14 DOWLER B	15 NESS B	5 SACHS T	10 KING A	12 MIZENS G
<b>ISR</b> 7 FURMAN R	9 ROZENBERG R	8 MEISHAR D	10 LEHRMAN A	11 DOR OIA



## PLAY BY PLAY

文字比分播报

AUS 27 vs 29 ISR

Attendance: 0

Game Time	AUS - Australia	Score	Lead	ISR - Israel
10:00				7 FURMAN R Player IN <<----
10:00				9 ROZENBERG R Player IN <<----
10:00				8 MEISHAR D Player IN <<----
10:00				10 LEHRMAN A Player IN <<----
10:00				11 DOR OIA Player IN <<----
10:00	14 DOWLER B Player IN <<----			
10:00	15 NESS B Player IN <<----			
10:00	5 SACHS T Player IN <<----			
10:00	10 KING A Player IN <<----			
10:00	12 MIZENS G Player IN <<----			
00:00	10 KING A Tap off situation, throw-in			
09:49	15 NESS B 2-Pts paint made (2 In)	15-18	-3	
09:48	10 KING A Assist			
09:26		15-20	-5	9 ROZENBERG R 2-Pts made (2 In)
09:25				8 MEISHAR D Assist
09:10	12 MIZENS G 2-Pts paint made (2 In)	17-20	-3	
09:08	10 KING A Assist			
08:57				11 DOR OIA Offensive foul
08:57				11 DOR OIA Turnover
08:57	14 DOWLER B Foul On			
08:57	14 DOWLER B Steal			
08:39	10 KING A 2-Pts missed (2 out)			
08:38	5 SACHS T Offensive Rebound			
08:36	5 SACHS T 2 Pts paint missed (2 Out)			
08:33				8 MEISHAR D Defensive Rebound
08:25				9 ROZENBERG R 2 Pts paint missed (2 Out)
08:23	15 NESS B Defensive Rebound			
08:01	15 NESS B 2 Pts paint missed (2 Out)			
08:00				8 MEISHAR D Defensive Rebound
07:47				10 LEHRMAN A Turnover
07:47	5 SACHS T Steal			
07:34	5 SACHS T 2 Pts paint missed (2 Out)			
07:32				8 MEISHAR D Defensive Rebound
07:15		17-22	-5	9 ROZENBERG R 2-Pts made (2 In)
06:54	10 KING A 2-Pts paint made (2 In)	19-22	-3	
06:51	5 SACHS T Assist			
06:37				8 MEISHAR D Turnover
06:37	15 NESS B Player OUT ---->>			
06:37	9 KNOWLES T Player IN <<----			
06:25	10 KING A 2-Pts missed (2 out)			
06:23				8 MEISHAR D Defensive Rebound
06:07				11 DOR OIA 2-Pts missed (2 out)



## PLAY BY PLAY

文字比分播报

AUS 27 vs 29 ISR

Attendance: 0

Game Time	AUS - Australia	Score	Lead	ISR - Israel
06:05	5 SACHS T Defensive Rebound			
05:50	14 DOWLER B 2-Pts paint made (2 In)	21-22	-1	
05:48	5 SACHS T Assist			
05:33				9 ROZENBERG R Turnover
05:33				11 DOR OIA Player OUT ---->>
05:33				9 ROZENBERG R Player OUT ---->>
05:33				7 FURMAN R Player OUT ---->>
05:33				6 OTTOLENGHI A Player IN <<----
05:33				12 HENDEL L Player IN <<----
05:33				14 PHILIPPS R Player IN <<----
05:33	14 DOWLER B Player OUT ---->>			
05:33	8 HARTNETT M Player IN <<----			
05:08	5 SACHS T Turnover			
05:08				12 HENDEL L Steal
04:48				8 MEISHAR D 2 Pts paint missed (2 Out)
04:46	10 KING A Defensive Rebound			
04:31	9 KNOWLES T Turnover			
04:18				6 OTTOLENGHI A 2-Pts missed (2 out)
04:16	5 SACHS T Defensive Rebound			
03:57	12 MIZENS G 2-Pts paint made (2 In)	23-22	+1	
03:55	9 KNOWLES T Assist			
03:43				14 PHILIPPS R 2 Pts paint missed (2 Out)
03:41				14 PHILIPPS R Offensive Rebound
03:41				14 PHILIPPS R 2 Pts paint missed (2 Out)
03:40				14 PHILIPPS R Personal foul
03:40	10 KING A Foul On			
03:40	Defensive Rebound			
03:26	10 KING A 2-Pts missed (2 out)			
03:24				8 MEISHAR D Defensive Rebound
03:18	10 KING A Personal foul			
03:18				12 HENDEL L Foul On
03:18	5 SACHS T Player OUT ---->>			
03:18	10 KING A Player OUT ---->>			
03:18	6 STIBNERS B Player IN <<----			
03:18	7 NORRIS S Player IN <<----			
03:18				12 HENDEL L Free Throw missed (1 Out)
03:18				12 HENDEL L Free Throw missed (1 Out)
03:12	12 MIZENS G Defensive Rebound			
03:04	9 KNOWLES T 2 Pts paint missed (2 Out)			
03:02				14 PHILIPPS R Defensive Rebound
02:48		23-24	-1	12 HENDEL L 2-Pts made (2 In)
02:22	12 MIZENS G 2-Pts paint made (2 In)	25-24	+1	



## PLAY BY PLAY

文字比分播报

AUS 27 vs 29 ISR

Attendance: 0

Game Time	AUS - Australia	Score	Lead	ISR - Israel
02:21	6 STIBNERS B Assist			
02:04				14 PHILIPPS R Turnover
01:49	7 NORRIS S 2 Pts paint missed (2 Out)			
01:45				6 OTTOLENGHI A Defensive Rebound
01:27		25-26	-1	10 LEHRMAN A 2-Pts paint made (2 In)
01:26				6 OTTOLENGHI A Assist
01:04	9 KNOWLES T 2-Pts made (2 In)	27-26	+1	
01:02	6 STIBNERS B Assist			
00:56				14 PHILIPPS R Offensive foul
00:56				14 PHILIPPS R Turnover
00:56	8 HARTNETT M Foul On			
00:56	8 HARTNETT M Steal			
00:56	7 NORRIS S Turnover			
00:31		27-29	-2	12 HENDEL L 3-Pts made (3 In)
00:00	6 STIBNERS B 3-Pts missed (3 Out)			
00:00				14 PHILIPPS R Defensive Rebound





## PLAY BY PLAY

文字比分播报

AUS 66 vs 59 ISR

Attendance: 0

Scoring by 5 min intervals:		Q1		Q2		Q3		Q4	
AUS		8	13	21	27	34	44	48	66
ISR		6	18	22	29	36	51	52	59

### FIRST QUARTER

#### Quarter Starters:

AUS 4 EVESON J      7 NORRIS S      8 HARTNETT M      14 DOWLER B      15 NESS B  
ISR 5 DROR L      7 FURMAN R      8 MEISHAR D      9 ROZENBERG R      12 HENDEL L

Game Time	AUS - Australia	Score	Lead	ISR - Israel
10:00	4 EVESON J Player IN <<----			
10:00	7 NORRIS S Player IN <<----			
10:00	8 HARTNETT M Player IN <<----			
10:00	14 DOWLER B Player IN <<----			
10:00	15 NESS B Player IN <<----			
10:00				5 DROR L Player IN <<----
10:00				7 FURMAN R Player IN <<----
10:00				8 MEISHAR D Player IN <<----
10:00				9 ROZENBERG R Player IN <<----
10:00				12 HENDEL L Player IN <<----
10:00	15 NESS B Tap off won			5 DROR L Tap off lost
09:45	15 NESS B 2-Pts paint made (2 In)	2-0	+2	
09:43	7 NORRIS S Assist			
09:20				12 HENDEL L Turnover
09:03	15 NESS B 2 Pts paint missed (2 Out)			
09:01				8 MEISHAR D Defensive Rebound
08:47				8 MEISHAR D 2 Pts paint missed (2 Out)
08:44				8 MEISHAR D Offensive Rebound
08:44		2-2	0	8 MEISHAR D 2-Pts paint made (2 In)
08:23				5 DROR L Personal foul
08:23	15 NESS B Foul On			
08:11	7 NORRIS S 2 Pts paint missed (2 Out)			
08:10				7 FURMAN R Defensive Rebound
07:54		2-4	-2	9 ROZENBERG R 2-Pts made (2 In)
07:38				5 DROR L Personal foul
07:38	15 NESS B Foul On			
07:38	15 NESS B Free Throw missed (1 Out)			
07:38	15 NESS B Free Throw made (1 In)	3-4	-1	
07:29				7 FURMAN R Turnover
07:17				12 HENDEL L Personal foul
07:17	15 NESS B Foul On			
07:17	15 NESS B Free Throw missed (1 Out)			
07:17	15 NESS B Free Throw made (1 In)	4-4	0	
07:05				5 DROR L Fast Break



## PLAY BY PLAY

文字比分播报

AUS 66 vs 59 ISR

Attendance: 0

Game Time	AUS - Australia	Score	Lead	ISR - Israel
07:06		4-6	-2	5 DROR L 2-Pts paint made (2 In)
07:02				12 HENDEL L Assist
06:53	4 EVESON J 2-Pts paint made (2 In)	6-6	0	
06:51	7 NORRIS S Assist			
06:37				5 DROR L 2 Pts paint missed (2 Out)
06:34				5 DROR L Offensive Rebound
06:34				5 DROR L 2 Pts paint missed (2 Out)
06:28	15 NESS B Defensive Rebound			
06:20	14 DOWLER B 2 Pts paint missed (2 Out)			
06:20				8 MEISHAR D Blocked Shot
06:20	Offensive Rebound			
06:13	4 EVESON J 2-Pts missed (2 out)			
06:09	7 NORRIS S Offensive Rebound			
06:07	7 NORRIS S 2-Pts missed (2 out)			
06:04	14 DOWLER B Offensive Rebound			
05:54	7 NORRIS S 2 Pts paint missed (2 Out)			
05:54	7 NORRIS S Offensive Rebound			
05:54	15 NESS B 2 Pts paint missed (2 Out)			
05:54	15 NESS B Offensive Rebound			
05:54	15 NESS B 2-Pts paint made (2 In)	8-6	+2	
05:54				Time out
05:34				5 DROR L 2 Pts paint missed (2 Out)
05:32	15 NESS B Defensive Rebound			
05:22	15 NESS B 2 Pts paint missed (2 Out)			
05:19				8 MEISHAR D Defensive Rebound
05:15				12 HENDEL L Tap off situation, throw-in
05:02				5 DROR L 2 Pts paint missed (2 Out)
05:00	7 NORRIS S Defensive Rebound			
04:44	15 NESS B Fast Break			
04:52	15 NESS B 2-Pts paint made (2 In)	10-6	+4	
04:49	4 EVESON J Assist			
04:31				12 HENDEL L 2-Pts missed (2 out)
04:31	15 NESS B Blocked Shot			
04:30				Offensive Rebound
04:24		10-8	+2	5 DROR L 2-Pts paint made (2 In)
04:22				8 MEISHAR D Assist
03:48	7 NORRIS S 2-Pts made (2 In)	12-8	+4	
03:45	15 NESS B Assist			
03:42	7 NORRIS S Personal foul			
03:42				8 MEISHAR D Foul On
03:42		12-9	+3	8 MEISHAR D Free Throw made (1 In)
03:42		12-10	+2	8 MEISHAR D Free Throw made (1 In)



## PLAY BY PLAY

文字比分播报

AUS 66 vs 59 ISR

Attendance: 0

Game Time	AUS - Australia	Score	Lead	ISR - Israel
03:30	14 DOWLER B Turnover			
03:30				5 DROR L Steal
03:17		12-12	0	8 MEISHAR D 2-Pts paint made (2 In)
03:15				9 ROZENBERG R Assist
03:00	7 NORRIS S 3-Pts missed (3 Out)			
02:58	15 NESS B Offensive Rebound			
02:55	7 NORRIS S 2 Pts paint missed (2 Out)			
02:53				8 MEISHAR D Defensive Rebound
02:41				9 ROZENBERG R 2-Pts missed (2 out)
02:39	8 HARTNETT M Defensive Rebound			
02:34				9 ROZENBERG R Personal foul
02:34	7 NORRIS S Foul On			
02:34				5 DROR L Player OUT ---->>
02:34				11 DOR OIA Player IN <<----
02:13	7 NORRIS S 2 Pts paint missed (2 Out)			
02:11	7 NORRIS S Offensive Rebound			
02:08	7 NORRIS S Turnover			
02:08				12 HENDEL L Steal
01:49		12-14	-2	12 HENDEL L 2-Pts made (2 In)
01:47				11 DOR OIA Assist
01:26	14 DOWLER B Turnover			
01:12				12 HENDEL L Turnover
01:12	15 NESS B Steal			
01:09				12 HENDEL L Personal foul
01:09	7 NORRIS S Foul On			
01:09				12 HENDEL L Player OUT ---->>
01:09				10 LEHRMAN A Player IN <<----
01:09	7 NORRIS S Free Throw missed (1 Out)			
01:09	7 NORRIS S Free Throw made (1 In)	13-14	-1	
01:09	7 NORRIS S Player OUT ---->>			
01:09	8 HARTNETT M Player OUT ---->>			
01:09	10 KING A Player IN <<----			
01:09	12 MIZENS G Player IN <<----			
00:47		13-16	-3	8 MEISHAR D 2-Pts paint made (2 In)
00:45				10 LEHRMAN A Assist
00:26	4 EVESON J Turnover			
00:05	4 EVESON J Personal foul			
00:05				9 ROZENBERG R Foul On
00:05		13-17	-4	9 ROZENBERG R Free Throw made (1 In)
00:05		13-18	-5	9 ROZENBERG R Free Throw made (1 In)
00:00	15 NESS B 3-Pts missed (3 Out)			

## SECOND QUARTER

### Quarter Starters:

<b>AUS</b> 14 DOWLER B	15 NESS B	5 SACHS T	10 KING A	12 MIZENS G
<b>ISR</b> 7 FURMAN R	9 ROZENBERG R	8 MEISHAR D	10 LEHRMAN A	11 DOR OIA



## PLAY BY PLAY

文字比分播报

AUS 66 vs 59 ISR

Attendance: 0

Game Time	AUS - Australia	Score	Lead	ISR - Israel
10:00				7 FURMAN R Player IN <<----
10:00				9 ROZENBERG R Player IN <<----
10:00				8 MEISHAR D Player IN <<----
10:00				10 LEHRMAN A Player IN <<----
10:00				11 DOR OIA Player IN <<----
10:00	14 DOWLER B Player IN <<----			
10:00	15 NESS B Player IN <<----			
10:00	5 SACHS T Player IN <<----			
10:00	10 KING A Player IN <<----			
10:00	12 MIZENS G Player IN <<----			
00:00	10 KING A Tap off situation, throw-in			
09:49	15 NESS B 2-Pts paint made (2 In)	15-18	-3	
09:48	10 KING A Assist			
09:26		15-20	-5	9 ROZENBERG R 2-Pts made (2 In)
09:25				8 MEISHAR D Assist
09:10	12 MIZENS G 2-Pts paint made (2 In)	17-20	-3	
09:08	10 KING A Assist			
08:57				11 DOR OIA Offensive foul
08:57				11 DOR OIA Turnover
08:57	14 DOWLER B Foul On			
08:57	14 DOWLER B Steal			
08:39	10 KING A 2-Pts missed (2 out)			
08:38	5 SACHS T Offensive Rebound			
08:36	5 SACHS T 2 Pts paint missed (2 Out)			
08:33				8 MEISHAR D Defensive Rebound
08:25				9 ROZENBERG R 2 Pts paint missed (2 Out)
08:23	15 NESS B Defensive Rebound			
08:01	15 NESS B 2 Pts paint missed (2 Out)			
08:00				8 MEISHAR D Defensive Rebound
07:47				10 LEHRMAN A Turnover
07:47	5 SACHS T Steal			
07:34	5 SACHS T 2 Pts paint missed (2 Out)			
07:32				8 MEISHAR D Defensive Rebound
07:15		17-22	-5	9 ROZENBERG R 2-Pts made (2 In)
06:54	10 KING A 2-Pts paint made (2 In)	19-22	-3	
06:51	5 SACHS T Assist			
06:37				8 MEISHAR D Turnover
06:37	15 NESS B Player OUT ---->>			
06:37	9 KNOWLES T Player IN <<----			
06:25	10 KING A 2-Pts missed (2 out)			
06:23				8 MEISHAR D Defensive Rebound
06:07				11 DOR OIA 2-Pts missed (2 out)



## PLAY BY PLAY

文字比分播报

AUS 66 vs 59 ISR

Attendance: 0

Game Time	AUS - Australia	Score	Lead	ISR - Israel
06:05	5 SACHS T Defensive Rebound			
05:50	14 DOWLER B 2-Pts paint made (2 In)	21-22	-1	
05:48	5 SACHS T Assist			
05:33				9 ROZENBERG R Turnover
05:33				11 DOR OIA Player OUT ---->>
05:33				9 ROZENBERG R Player OUT ---->>
05:33				7 FURMAN R Player OUT ---->>
05:33				6 OTTOLENGHI A Player IN <<----
05:33				12 HENDEL L Player IN <<----
05:33				14 PHILIPPS R Player IN <<----
05:33	14 DOWLER B Player OUT ---->>			
05:33	8 HARTNETT M Player IN <<----			
05:08	5 SACHS T Turnover			
05:08				12 HENDEL L Steal
04:48				8 MEISHAR D 2 Pts paint missed (2 Out)
04:46	10 KING A Defensive Rebound			
04:31	9 KNOWLES T Turnover			
04:18				6 OTTOLENGHI A 2-Pts missed (2 out)
04:16	5 SACHS T Defensive Rebound			
03:57	12 MIZENS G 2-Pts paint made (2 In)	23-22	+1	
03:55	9 KNOWLES T Assist			
03:43				14 PHILIPPS R 2 Pts paint missed (2 Out)
03:41				14 PHILIPPS R Offensive Rebound
03:41				14 PHILIPPS R 2 Pts paint missed (2 Out)
03:40				14 PHILIPPS R Personal foul
03:40	10 KING A Foul On			
03:40	Defensive Rebound			
03:26	10 KING A 2-Pts missed (2 out)			
03:24				8 MEISHAR D Defensive Rebound
03:18	10 KING A Personal foul			
03:18				12 HENDEL L Foul On
03:18	5 SACHS T Player OUT ---->>			
03:18	10 KING A Player OUT ---->>			
03:18	6 STIBNERS B Player IN <<----			
03:18	7 NORRIS S Player IN <<----			
03:18				12 HENDEL L Free Throw missed (1 Out)
03:18				12 HENDEL L Free Throw missed (1 Out)
03:12	12 MIZENS G Defensive Rebound			
03:04	9 KNOWLES T 2 Pts paint missed (2 Out)			
03:02				14 PHILIPPS R Defensive Rebound
02:48		23-24	-1	12 HENDEL L 2-Pts made (2 In)
02:22	12 MIZENS G 2-Pts paint made (2 In)	25-24	+1	



## PLAY BY PLAY

文字比分播报

AUS 66 vs 59 ISR

Attendance: 0

Game Time	AUS - Australia	Score	Lead	ISR - Israel
02:21	6 STIBNERS B Assist			
02:04				14 PHILIPPS R Turnover
01:49	7 NORRIS S 2 Pts paint missed (2 Out)			
01:45				6 OTTOLENGHI A Defensive Rebound
01:27		25-26	-1	10 LEHRMAN A 2-Pts paint made (2 In)
01:26				6 OTTOLENGHI A Assist
01:04	9 KNOWLES T 2-Pts made (2 In)	27-26	+1	
01:02	6 STIBNERS B Assist			
00:56				14 PHILIPPS R Offensive foul
00:56				14 PHILIPPS R Turnover
00:56	8 HARTNETT M Foul On			
00:56	8 HARTNETT M Steal			
00:56	7 NORRIS S Turnover			
00:31		27-29	-2	12 HENDEL L 3-Pts made (3 In)
00:00	6 STIBNERS B 3-Pts missed (3 Out)			
00:00				14 PHILIPPS R Defensive Rebound

## THIRD QUARTER

### Quarter Starters:

AUS 4 EVESON J                      7 NORRIS S                      8 HARTNETT M                      14 DOWLER B                      15 NESS B  
ISR 5 DROR L                      7 FURMAN R                      8 MEISHAR D                      9 ROZENBERG R                      12 HENDEL L

Game Time	AUS - Australia	Score	Lead	ISR - Israel
10:00	4 EVESON J Player IN <<-----			
10:00	7 NORRIS S Player IN <<-----			
10:00	8 HARTNETT M Player IN <<-----			
10:00	14 DOWLER B Player IN <<-----			
10:00	15 NESS B Player IN <<-----			
10:00				5 DROR L Player IN <<-----
10:00				7 FURMAN R Player IN <<-----
10:00				8 MEISHAR D Player IN <<-----
10:00				9 ROZENBERG R Player IN <<-----
10:00				12 HENDEL L Player IN <<-----
00:00				9 ROZENBERG R Tap off situation, throw-in
09:50	8 HARTNETT M Personal foul			
09:50				5 DROR L Foul On
09:50		27-30	-3	5 DROR L Free Throw made (1 In)
09:50				5 DROR L Free Throw missed (1 Out)
09:46	15 NESS B Defensive Rebound			
09:34	15 NESS B Turnover			
09:34				5 DROR L Steal
09:16				8 MEISHAR D 2 Pts paint missed (2 Out)
09:12	4 EVESON J Defensive Rebound			



## PLAY BY PLAY

文字比分播报

AUS 66 vs 59 ISR

Attendance: 0

Game Time	AUS - Australia	Score	Lead	ISR - Israel
09:05				8 MEISHAR D Personal foul
09:05	4 EVESON J Foul On			
08:58	4 EVESON J Turnover			
08:42		27-32	-5	5 DROR L 2-Pts paint made (2 In)
08:42				12 HENDEL L Assist
08:33	8 HARTNETT M 2 Pts paint missed (2 Out)			
08:30				5 DROR L Defensive Rebound
08:20				12 HENDEL L 2 Pts paint missed (2 Out)
08:17				9 ROZENBERG R Offensive Rebound
08:09				9 ROZENBERG R 3-Pts missed (3 Out)
08:03	15 NESS B Defensive Rebound			
08:01				9 ROZENBERG R Personal foul
08:01	15 NESS B Foul On			
08:01	15 NESS B Free Throw made (1 In)	28-32	-4	
08:01	15 NESS B Free Throw made (1 In)	29-32	-3	
07:39				9 ROZENBERG R Turnover
07:39	4 EVESON J Steal			
07:39	15 NESS B Turnover			
07:39				8 MEISHAR D Steal
07:06				8 MEISHAR D 2 Pts paint missed (2 Out)
07:03	4 EVESON J Defensive Rebound			
06:45	7 NORRIS S 2-Pts missed (2 out)			
06:42				8 MEISHAR D Defensive Rebound
06:32	15 NESS B Personal foul			
06:32				9 ROZENBERG R Foul On
06:23	14 DOWLER B Personal foul			
06:23				9 ROZENBERG R Foul On
06:23		29-33	-4	9 ROZENBERG R Free Throw made (1 In)
06:23		29-34	-5	9 ROZENBERG R Free Throw made (1 In)
06:23	8 HARTNETT M Player OUT ---->>			
06:23	11 SIMMONS T Player IN <<----			
06:01				8 MEISHAR D Personal foul
06:01	14 DOWLER B Foul On			
06:01	14 DOWLER B Free Throw made (1 In)	30-34	-4	
06:01	14 DOWLER B Free Throw missed (1 Out)			
05:58	15 NESS B Offensive Rebound			
05:53	4 EVESON J 2-Pts paint made (2 In)	32-34	-2	
05:51	15 NESS B Assist			
05:34		32-36	-4	5 DROR L 2-Pts paint made (2 In)
05:32				9 ROZENBERG R Assist
05:19	15 NESS B 2-Pts paint made (2 In)	34-36	-2	
05:16	7 NORRIS S Assist			



## PLAY BY PLAY

文字比分播报

AUS 66 vs 59 ISR

Attendance: 0

Game Time	AUS - Australia	Score	Lead	ISR - Israel
04:53		34-38	-4	12 HENDEL L 2-Pts made (2 In)
04:51				9 ROZENBERG R Assist
04:35	15 NESS B 2-Pts paint made (2 In)	36-38	-2	
04:33	7 NORRIS S Assist			
04:12				5 DROR L 2-Pts missed (2 out)
04:09				Offensive Rebound
04:09	14 DOWLER B Player OUT ---->>			
04:09	13 ALCOTT D Player IN <<----			
04:09	4 EVESON J Personal foul			
04:09				5 DROR L Foul On
03:57		36-40	-4	9 ROZENBERG R 2-Pts made (2 In)
03:42	15 NESS B 2-Pts paint made (2 In)	38-40	-2	
03:39	7 NORRIS S Assist			
03:30		38-42	-4	12 HENDEL L 2-Pts paint made (2 In)
03:08	11 SIMMONS T 2-Pts paint made (2 In)	40-42	-2	
03:06	4 EVESON J Assist			
03:05	11 SIMMONS T Personal foul			
03:05				7 FURMAN R Foul On
03:05		40-43	-3	7 FURMAN R Free Throw made (1 In)
03:04				7 FURMAN R Free Throw missed (1 Out)
03:00	Defensive Rebound			
03:00				7 FURMAN R Player OUT ---->>
03:00				15 DRAI D Player IN <<----
03:00	15 NESS B Player OUT ---->>			
03:00	5 SACHS T Player IN <<----			
02:45	13 ALCOTT D 2-Pts made (2 In)	42-43	-1	
02:42	5 SACHS T Assist			
02:34	13 ALCOTT D Personal foul			
02:34				15 DRAI D Foul On
02:34				15 DRAI D Free Throw missed (1 Out)
02:34				15 DRAI D Free Throw missed (1 Out)
02:34	Defensive Rebound			
02:16	5 SACHS T 2 Pts paint missed (2 Out)			
02:16				8 MEISHAR D Defensive Rebound
01:50		42-45	-3	8 MEISHAR D 2-Pts made (2 In)
01:48				5 DROR L Assist
01:30	13 ALCOTT D 2-Pts missed (2 out)			
01:28				12 HENDEL L Defensive Rebound
01:16		42-47	-5	5 DROR L 2-Pts paint made (2 In)
01:15				9 ROZENBERG R Assist
00:52	5 SACHS T 2-Pts paint made (2 In)	44-47	-3	
00:51	7 NORRIS S Assist			





## PLAY BY PLAY

文字比分播报

AUS 66 vs 59 ISR

Attendance: 0

Game Time	AUS - Australia	Score	Lead	ISR - Israel
00:42	7 NORRIS S Personal foul			
00:42				9 ROZENBERG R Foul On
00:42	4 EVESON J Player OUT ---->>			
00:42	15 NESS B Player IN <<----			
00:42		44-48	-4	9 ROZENBERG R Free Throw made (1 In)
00:42		44-49	-5	9 ROZENBERG R Free Throw made (1 In)
00:42				9 ROZENBERG R Player OUT ---->>
00:42				10 LEHRMAN A Player IN <<----
00:30	15 NESS B 2 Pts paint missed (2 Out)			
00:30	Offensive Rebound			
00:23	5 SACHS T 2-Pts missed (2 out)			
00:21	7 NORRIS S Offensive Rebound			
00:21	7 NORRIS S 2 Pts paint missed (2 Out)			
00:18				5 DROR L Defensive Rebound
00:03				5 DROR L 2 Pts paint missed (2 Out)
00:03				8 MEISHAR D Offensive Rebound
00:03	5 SACHS T Personal foul			
00:03				8 MEISHAR D Foul On
00:03				5 DROR L Player OUT ---->>
00:03				11 DOR OIA Player IN <<----
00:03		44-50	-6	8 MEISHAR D Free Throw made (1 In)
00:03		44-51	-7	8 MEISHAR D Free Throw made (1 In)
00:03				10 LEHRMAN A Personal foul
00:03	5 SACHS T Foul On			
00:00				8 MEISHAR D Personal foul
00:00	5 SACHS T Foul On			

## FOURTH QUARTER

### Quarter Starters:

AUS

ISR

Game Time	AUS - Australia	Score	Lead	ISR - Israel
10:00				5 DROR L Player IN <<----
10:00				8 MEISHAR D Player IN <<----
10:00				9 ROZENBERG R Player IN <<----
10:00				12 HENDEL L Player IN <<----
10:00				15 DRAI D Player IN <<----
10:00	5 SACHS T Player IN <<----			
10:00	7 NORRIS S Player IN <<----			
10:00	8 HARTNETT M Player IN <<----			
10:00	14 DOWLER B Player IN <<----			
10:00	15 NESS B Player IN <<----			



## PLAY BY PLAY

文字比分播报

AUS 66 vs 59 ISR

Attendance: 0

Game Time	AUS - Australia	Score	Lead	ISR - Israel
09:58				8 MEISHAR D Tap off situation, throw-in
09:39	5 SACHS T Turnover			
09:39				8 MEISHAR D Steal
09:33				15 DRAI D Offensive foul
09:33				15 DRAI D Turnover
09:33	7 NORRIS S Foul On			
09:33	7 NORRIS S Steal			
09:21				5 DROR L Personal foul
09:21	5 SACHS T Foul On			
09:13	15 NESS B 2-Pts made (2 In)	46-51	-5	
09:11	7 NORRIS S Assist			
08:48	8 HARTNETT M Personal foul			
08:48				9 ROZENBERG R Foul On
08:48		46-52	-6	9 ROZENBERG R Free Throw made (1 In)
08:48				9 ROZENBERG R Free Throw missed (1 Out)
08:44				9 ROZENBERG R Offensive Rebound
08:21				Turnover
08:07	15 NESS B 2 Pts paint missed (2 Out)			
08:05				8 MEISHAR D Defensive Rebound
07:51				8 MEISHAR D Turnover
07:30	7 NORRIS S Turnover			
07:30				9 ROZENBERG R Steal
07:13				9 ROZENBERG R 2-Pts missed (2 out)
07:11	7 NORRIS S Defensive Rebound			
07:05				5 DROR L Personal foul
07:05	7 NORRIS S Foul On			
07:05				5 DROR L Player OUT ---->>
07:05				11 DOR OIA Player IN <<----
07:05	7 NORRIS S Free Throw missed (1 Out)			
07:05	7 NORRIS S Free Throw missed (1 Out)			
07:03	Offensive Rebound			
06:51	15 NESS B 2-Pts missed (2 out)			
06:50				11 DOR OIA Defensive Rebound
06:28				9 ROZENBERG R 3-Pts missed (3 Out)
06:25	15 NESS B Defensive Rebound			
06:25				9 ROZENBERG R Personal foul
06:25	5 SACHS T Foul On			
06:25	5 SACHS T Player OUT ---->>			
06:25	4 EVESON J Player IN <<----			
06:09	15 NESS B 2 Pts paint missed (2 Out)			
06:06				15 DRAI D Defensive Rebound
05:51				11 DOR OIA 2 Pts paint missed (2 Out)



## PLAY BY PLAY

文字比分播报

AUS 66 vs 59 ISR

Attendance: 0

Game Time	AUS - Australia	Score	Lead	ISR - Israel
05:49	7 NORRIS S Defensive Rebound			
05:26	15 NESS B 2-Pts made (2 In)	48-52	-4	
05:23	4 EVESON J Assist			
05:07				8 MEISHAR D 2 Pts paint missed (2 Out)
05:04	7 NORRIS S Blocked Shot			
05:00	4 EVESON J Defensive Rebound			
04:53				8 MEISHAR D Blocked Shot
04:51				12 HENDEL L 2 Pts paint missed (2 Out)
04:51				12 HENDEL L Defensive Rebound
04:51				9 ROZENBERG R Fast Break
04:51		48-54	-6	9 ROZENBERG R 2-Pts paint made (2 In)
04:51	14 DOWLER B Personal foul			
04:51				9 ROZENBERG R Foul On
04:51				Time out
04:51				15 DRAI D Player OUT ---->>
04:51				7 FURMAN R Player IN <<----
04:50				9 ROZENBERG R Free Throw missed (1 Out)
04:48	4 EVESON J Defensive Rebound			
04:27	15 NESS B 2 Pts paint missed (2 Out)			
04:26				7 FURMAN R Defensive Rebound
04:24				7 FURMAN R Turnover
04:24	7 NORRIS S Steal			
04:23	4 EVESON J Fast Break			
04:23	4 EVESON J 2-Pts paint made (2 In)	50-54	-4	
04:23	15 NESS B Assist			
04:23				11 DOR OIA Personal foul
04:23	4 EVESON J Foul On			
04:22	4 EVESON J Free Throw missed (1 Out)			
04:22				Defensive Rebound
04:22				11 DOR OIA Player OUT ---->>
04:22				5 DROR L Player IN <<----
04:06				12 HENDEL L 3-Pts missed (3 Out)
04:05	Defensive Rebound			
03:52	15 NESS B Turnover			
03:52				9 ROZENBERG R Steal
03:40				12 HENDEL L Personal foul
03:40	8 HARTNETT M Steal			
03:40	8 HARTNETT M Foul On			
03:40				12 HENDEL L Turnover
03:40				8 MEISHAR D Player OUT ---->>
03:40				14 PHILIPPS R Player IN <<----
03:40	8 HARTNETT M Free Throw made (1 In)	51-54	-3	



## PLAY BY PLAY

文字比分播报

AUS 66 vs 59 ISR

Attendance: 0

Game Time	AUS - Australia	Score	Lead	ISR - Israel
03:40	8 HARTNETT M Free Throw missed (1 Out)			
03:36				5 DROR L Defensive Rebound
03:15				9 ROZENBERG R 2 Pts paint missed (2 Out)
03:12	15 NESS B Defensive Rebound			
02:57	14 DOWLER B 2 Pts paint missed (2 Out)			
02:57				Defensive Rebound
02:39				14 PHILIPPS R Fast Break
02:46		51-56	-5	14 PHILIPPS R 2-Pts paint made (2 In)
02:45				9 ROZENBERG R Assist
02:31	4 EVESON J Assist			
02:31	15 NESS B 2-Pts paint made (2 In)	53-56	-3	
02:31				14 PHILIPPS R Personal foul
02:31	15 NESS B Foul On			
02:31	15 NESS B Free Throw made (1 In)	54-56	-2	
02:13				7 FURMAN R Turnover
02:06	4 EVESON J 2-Pts paint made (2 In)	56-56	0	
02:06	7 NORRIS S Assist			
02:06				14 PHILIPPS R Personal foul
02:06	4 EVESON J Foul On			
02:06				Time out
02:06				14 PHILIPPS R Player OUT ---->>
02:06				8 MEISHAR D Player IN <<----
02:05	4 EVESON J Free Throw missed (1 Out)			
02:02				8 MEISHAR D Defensive Rebound
01:44				5 DROR L Technical foul
01:44				5 DROR L Player OUT ---->>
01:44				14 PHILIPPS R Player IN <<----
01:44	15 NESS B Free Throw made (1 In)	57-56	+1	
01:44	15 NESS B Free Throw missed (1 Out)			
01:34	4 EVESON J 2-Pts paint made (2 In)	59-56	+3	
01:33	15 NESS B Assist			
01:20		59-58	+1	8 MEISHAR D 2-Pts paint made (2 In)
01:20				12 HENDEL L Assist
01:20	8 HARTNETT M Personal foul			
01:20				8 MEISHAR D Foul On
01:20		59-59	0	8 MEISHAR D Free Throw made (1 In)
01:04				14 PHILIPPS R Personal foul
01:04	15 NESS B Foul On			
01:04				14 PHILIPPS R Player OUT ---->>
01:04				11 DOR OIA Player IN <<----
01:04	15 NESS B Free Throw made (1 In)	60-59	+1	
01:04	15 NESS B Free Throw made (1 In)	61-59	+2	



## PLAY BY PLAY

文字比分播报

AUS 66 vs 59 ISR

Attendance: 0

Game Time	AUS - Australia	Score	Lead	ISR - Israel
00:40				12 HENDEL L Turnover
00:40	7 NORRIS S Steal			
00:36				7 FURMAN R Personal foul
00:36	4 EVESON J Foul On			
00:36	Time out			
00:36	4 EVESON J Free Throw made (1 In)	62-59	+3	
00:36	4 EVESON J Free Throw missed (1 Out)			
00:32				12 HENDEL L Defensive Rebound
00:28				11 DOR OIA Turnover
00:24				12 HENDEL L Personal foul
00:24	4 EVESON J Foul On			
00:24	4 EVESON J Free Throw made (1 In)	63-59	+4	
00:24	4 EVESON J Free Throw made (1 In)	64-59	+5	
00:24				Time out
00:18				9 ROZENBERG R 3-Pts missed (3 Out)
00:18	Defensive Rebound			
00:17				8 MEISHAR D Personal foul
00:17	15 NESS B Foul On			
00:17	15 NESS B Free Throw made (1 In)	65-59	+6	
00:17	15 NESS B Free Throw made (1 In)	66-59	+7	



## RESULTS

比赛成绩

### AUS 27 vs 29 ISR

Attendance: 0

Referee: OTTO Jorg-Ulrich (GER)

Commissioner: VIVIERS Nico Maritz Malan (RSA)

Umpires: BURFORD Jonathon Blake (USA); JIN Zhuo (CHN)

Classifier: TSUNEMI Hiroshi (JPN)

		Q1		Q2	
Scoring by 5 min intervals:	AUS	8	13	21	27
	ISR	6	18	22	29

#### AUS - AUSTRALIA

No.	Name	Sport Class	MIN	Field Goals		2 Points		3 Points		Free Throws		Rebounds			AS	TO	ST	BS	PF	FO	PTS
				M/A	%	M/A	%	M/A	%	M/A	%	OR	DR	TOT							
*4	EVESON Justin	4.5	10:00	1/2	50	1/2	50								1	1			1		2
*7	NORRIS Shaun	3.0	12:09	1/8	13	1/7	14	0/1	0	1/2	50	3	1	4	2	2			1	2	3
*8	HARTNETT Michael	1.0	14:24									1	1			1				1	0
*14	DOWLER Brendan	1.0	14:27	1/2	50	1/2	50					1	1		2	1				1	2
*15	NESS Brad (C)	4.5	13:23	4/9	44	4/8	50	0/1	0	2/4	50	2	3	5	1	1	1		3	10	
5	SACHS Troy	4.5	06:42	0/2	0	0/2	0					1	2	3	2	1	1				0
6	STIBNERS Brett	4.0	03:18	0/1	0			0/1	0						2						0
9	KNOWLES Tristan	4.0	06:37	1/2	50	1/2	50								1	1					2
10	KING Adrian	2.0	07:51	1/4	25	1/4	25					1	1	2				1	1	2	
11	SIMMONS Tige	1.0	00:00																		0
12	MIZENS Grant	2.0	11:09	3/3	100	3/3	100					1	1								6
13	ALCOTT Dylan	1.0	00:00																		0
Team/Coach																					
<b>Totals</b>				12/33	36	12/30	40	0/3	0	3/6	50	8	10	18	11	7	4	1	3	8	27
<b>Coach</b>		ETTRIDGE Benjamin James																			
<b>Assistant Coach</b>		FRIDAY Craig Anthony																			

#### ISR - ISRAEL

No.	Name	Sport Class	MIN	Field Goals		2 Points		3 Points		Free Throws		Rebounds			AS	TO	ST	BS	PF	FO	PTS
				M/A	%	M/A	%	M/A	%	M/A	%	OR	DR	TOT							
*5	DROR Lior	4.5	07:26	2/6	33	2/6	33					1	1			1		2		4	
*7	FURMAN Ron	1.0	14:27									1	1		1						0
*8	MEISHAR Dotan	4.0	20:00	3/5	60	3/5	60			2/2	100	1	8	9	2	1	1		1	8	
*9	ROZENBERG Roei	2.5	14:27	3/5	60	3/5	60			2/2	100				1	1			1	1	8
*12	HENDEL Liran	2.0	14:24	3/4	75	2/3	67	1/1	100	0/2	0				1	2	2		2	1	7
4	SAR TOV Eyal	4.5	00:00																		0
6	OTTOLENGHI Ariel	2.0	05:33	0/1	0	0/1	0					1	1	1							0
10	LEHRMAN Avraham	2.0	11:09	1/1	100	1/1	100								1	1					2
11	DOR Oon Igal Allon	4.5	07:01	0/1	0	0/1	0								1	1			1	0	
13	HAIM Shay-Refael	2.0	00:00																		0
14	PHILIPPS Rotem (C)	4.0	05:33	0/2	0	0/2	0					1	2	3		2			2	0	
15	DRAI David	1.0	00:00																		0
Team/Coach																					
<b>Totals</b>				12/25	48	11/24	46	1/1	100	4/6	67	4	12	16	7	9	3	1	8	3	29
<b>Coach</b>		PINTO Ari																			
<b>Assistant Coach</b>		KLEIN Benyamin      ZAIDE Michael																			

	AUS	ISR
Points from Turnovers	0	7
Points in the Paint	20	12
Second Chance Points	10	4
Fast Break Points	2	2

	AUS	ISR
Biggest Lead	4	5
Biggest Scoring Run	6-0(10-6)	6-0(12-14)
Lead Changes	10	
Times Tied	4	

#### Legend:

%	Shooting Percentage	(C)	Captain	*	Starters	AS	Assists
BS	Blocked Shots	DR	Defensive Rebounds	FO	Fouls On	M/A	Made/Attempts
MIN	Minutes Played	OR	Offensive Rebounds	PF	Fouls	PTS	Points
Qx	Quarter Time	ST	Steals	TO	Turnovers	TOT	Total Rebounds



## RESULTS

比赛成绩

### AUS 66 vs 59 ISR

Attendance: 0

Referee: OTTO Jorg-Ulrich (GER)

Commissioner: VIVIERS Nico Maritz Malan (RSA)

Umpires: BURFORD Jonathon Blake (USA); JIN Zhuo (CHN)

Classifier: TSUNEMI Hiroshi (JPN)

		Q1		Q2		Q3		Q4	
Scoring by 5 min intervals:	AUS	8	13	21	27	34	44	48	66
	ISR	6	18	22	29	36	51	52	59

#### AUS - AUSTRALIA

No.	Name	Sport Class	MIN	Field Goals		2 Points		3 Points		Free Throws		Rebounds			AS	TO	ST	BS	PF	FO	PTS
				M/A	%	M/A	%	M/A	%	M/A	%	OR	DR	TOT							
*4	EVESON Justin	4.5	25:43	5/6	83	5/6	83			3/6	50		4	4	4	2	1		2	5	13
*7	NORRIS Shaun	3.0	32:09	1/10	10	1/9	11	0/1	0	1/4	25	4	3	7	8	3	3	1	2	4	3
*8	HARTNETT Michael	1.0	28:01	0/1	0	0/1	0			1/2	50		1	1		2			3	2	1
*14	DOWLER Brendan	1.0	30:18	1/3	33	1/3	33			1/2	50	1	1	1		2	1		2	2	3
*15	NESS Brad (C)	4.5	31:05	10/20	50	10/19	53	0/1	0	10/13	77	3	7	10	4	3	1	1	1	7	30
5	SACHS Troy	4.5	13:17	1/5	20	1/5	20					1	2	3	3	2	1		1	4	2
6	STIBNERS Brett	4.0	03:18	0/1	0			0/1	0						2						0
9	KNOWLES Tristan	4.0	06:37	1/2	50	1/2	50								1	1					2
10	KING Adrian	2.0	07:51	1/4	25	1/4	25					1	1	2					1	1	2
11	SIMMONS Tige	1.0	06:23	1/1	100	1/1	100												1		2
12	MIZENS Grant	2.0	11:09	3/3	100	3/3	100					1	1								6
13	ALCOTT Dylan	1.0	04:09	1/2	50	1/2	50												1		2
Team/Coach																					
<b>Totals</b>				25/58	43	25/55	45	0/3	0	16/27	59	12	24	36	24	13	9	2	14	25	66
<b>Coach</b>		ETTRIDGE Benjamin James																			
<b>Assistant Coach</b>		FRIDAY Craig Anthony																			

#### ISR - ISRAEL

No.	Name	Sport Class	MIN	Field Goals		2 Points		3 Points		Free Throws		Rebounds			AS	TO	ST	BS	PF	FO	PTS
				M/A	%	M/A	%	M/A	%	M/A	%	OR	DR	TOT							
*5	DROR Lior	4.5	22:56	5/11	45	5/11	45			1/2	50	1	3	4	1		2		5	2	11
*7	FURMAN Ron	1.0	26:18							1/2	50		2	2		3			1	1	1
*8	MEISHAR Dotan	4.0	38:26	5/10	50	5/10	50			5/5	100	2	12	14	2	2	2	2	4	3	15
*9	ROZENBERG Roei	2.5	33:45	5/12	42	5/9	56	0/3	0	7/9	78	2		2	5	2	2		3	6	17
*12	HENDEL Liran	2.0	34:24	5/9	56	4/7	57	1/2	50	0/2	0		3	3	3	4	2		4	1	11
4	SAR TOV Eyal	4.5	00:00																		0
6	OTTOLENGHI Ariel	2.0	05:33	0/1	0	0/1	0						1	1	1						0
10	LEHRMAN Avraham	2.0	11:51	1/1	100	1/1	100								1	1			1		2
11	DOR Oon Igal Allon	4.5	10:51	0/2	0	0/2	0						1	1	1	2			2		0
13	HAIM Shay-Refael	2.0	00:00																		0
14	PHILIPPS Rotem (C)	4.0	07:47	1/3	33	1/3	33					1	2	3		2			5		2
15	DRAI David	1.0	08:09							0/2	0		1	1		1			1	1	0
Team/Coach																					
<b>Totals</b>				22/49	45	21/44	48	1/5	20	14/22	64	8	27	35	14	18	8	2	26	14	59
<b>Coach</b>		PINTO Ari																			
<b>Assistant Coach</b>		KLEIN Benyamin      ZAIDE Michael																			

	AUS	ISR
Points from Turnovers	7	9
Points in the Paint	40	26
Second Chance Points	12	6
Fast Break Points	4	6

	AUS	ISR
Biggest Lead	7	7
Biggest Scoring Run	8-0(59-56)	6-0(12-14)
Lead Changes	11	
Times Tied	6	

#### Legend:

%	Shooting Percentage	(C)	Captain	*	Starters	AS	Assists
BS	Blocked Shots	DR	Defensive Rebounds	FO	Fouls On	M/A	Made/Attempts
MIN	Minutes Played	OR	Offensive Rebounds	OTx	Overtime	PF	Fouls
PTS	Points	Qx	Quarter Time	ST	Steals	TO	Turnovers
TOT	Total Rebounds						



## START LIST

首发名单

### CHN - USA

**Referee:** ROJA Cristian (ITA)  
**Umpires:** KANNO Eisuke (JPN); RADOMSKY Ziv (ISR)

**Commissioner:** KERR Trevor Andrew (CAN)  
**Classifier:** DINH Trian Tan (FRA)

#### CHN - China

No.	Name	Pos	Age	Sport Class	Current Games Statistics						
					PPG	FG%	3FG%	FT%	RPG	APG	MPG (GP)
4	CHEN Guojun	C	24	4.0	4.0	42	0	67	4.7		15:31 (3)
5	HUANG Xunan	F	23	4.0	9.0	46	0	100	5.0	0.3	19:03 (3)
6	YANG Lei	C	25	3.5	6.7	30	0	40	4.7	0.3	26:31 (3)
7	ZHANG Lei	C	22	4.5	0.0						00:00 (0)
8	DING Hai	C	21	4.5	6.0	32	0	0	5.3	0.7	18:42 (3)
9	XU Hang	F	20	2.5	0.0	0			1.0		05:37 (1)
10	LIN Yin Hai	F	21	3.5	0.0						00:37 (1)
11	QU Huanjian	F	23	2.0	2.7	31		0	4.3	1.3	26:38 (3)
12	GUO Yandong	F/G	21	2.0	4.0	46			2.0	0.7	17:25 (3)
13	LI Pengcheng	G	27	2.0	1.3	12			1.7	3.0	26:25 (3)
14	CHEN Haijiang	G	32	2.0	4.7	30			2.3	2.0	35:41 (3)
15	CHEN Qi (C)	F/G	32	1.5	1.3	40			0.3	0.7	11:56 (3)
Team			24.3		39.7	33	0	56	30.7	9.0	
<b>Coach</b>		XU Yuansheng									
<b>Assistant Coach</b>		ZHAI Yongjun									

CHN Played		
PR	GBR	34-81
PR	ISR	41-80
PR	AUS	44-79
PR	BRA	11 SEP

#### USA - United States of America

No.	Name	Pos	Age	Sport Class	Current Games Statistics						
					PPG	FG%	3FG%	FT%	RPG	APG	MPG (GP)
4	BARBER Eric	G	37	1.0	3.0	29		100	1.0	0.5	23:14 (2)
5	PAYE Mikey (C)	G	25	3.0	8.0	44	0	100	5.5	5.5	26:28 (2)
6	LESPERANCE Matt	G	21	1.0	0.5	0		50			16:45 (2)
7	MAZZI Jaime	G	27	2.0	2.0	11	25	50	0.5	1.0	10:20 (2)
8	COUNTS Jacob	F	28	3.5	4.0	57		0	2.5		08:47 (2)
9	SCOTT Matt	F	23	4.0	7.0	75	100	0	5.0	1.0	13:51 (2)
10	GLASBRENNER Jeff	C	35	4.5	12.5	69		47	7.0	1.0	13:48 (2)
11	SERIO Steve	F	21	3.5	8.5	80		20	3.5	1.0	17:41 (2)
12	NELMS Jay	G	27	2.5	4.0	27	0	100		1.5	12:14 (2)
13	LADE Jeremy	G	27	2.5	5.0	40		67	4.5	1.5	17:34 (2)
14	SCHULTE Paul	G	29	3.0	14.5	55	71	0	0.5	3.5	21:52 (2)
15	CHAMBERS Joe	C	26	4.0	12.5	71		25	7.0	1.5	17:22 (2)
Team			27.2		81.5	52	53	46	37.0	18.0	
<b>Coach</b>		WILSON Steve									
<b>Assistant Coach</b>		CHYNOWETH Tracy					JACKSON Paul				

USA Played		
PR	ISR	76-53
PR	BRA	87-41
PR	GBR	09 SEP
PR	AUS	11 SEP

#### Legend:

3FG%	3 Field Goals %	APG	Assists per Game	C	Centre	F	Forward
FG%	Field Goals %	FT%	Free Throws %	G	Guard	GP	Games Played
MPG	Minutes Played per Game	Pos	Playing Position	PPG	Points per Game	PR	Preliminary Round
RPG	Rebounds per Game						





## PLAY BY PLAY

文字比分播报

CHN 14 vs 48 USA

Attendance: 1597

Scoring by 5 min intervals:

	Q1		Q2	
CHN	4	7	12	14
USA	15	25	35	48

### FIRST QUARTER

#### Quarter Starters:

CHN 6 YANG L	8 DING H	11 QU H	13 LI P	14 CHEN H
USA 6 LESPERANCE M	9 SCOTT M	11 SERIO S	13 LADE J	14 SCHULTE P

Game Time	CHN - China	Score	Lead	USA - United States
10:00	6 YANG L Player IN <<----			
10:00	8 DING H Player IN <<----			
10:00	11 QU H Player IN <<----			
10:00	13 LI P Player IN <<----			
10:00	14 CHEN H Player IN <<----			
10:00				6 LESPERANCE M Player IN <<----
10:00				9 SCOTT M Player IN <<----
10:00				11 SERIO S Player IN <<----
10:00				13 LADE J Player IN <<----
10:00				14 SCHULTE P Player IN <<----
10:00	6 YANG L Tap off won			9 SCOTT M Tap off lost
10:00	14 CHEN H Personal foul			
10:00				14 SCHULTE P Foul On
09:12		0-2	-2	14 SCHULTE P 2-Pts paint made (2 In)
09:09				9 SCOTT M Steal
09:09	11 QU H Turnover			
09:03		0-4	-4	9 SCOTT M 2-Pts paint made (2 In)
09:01	6 YANG L Turnover			
08:45		0-7	-7	14 SCHULTE P 3-Pts made (3 In)
08:17	13 LI P Fast Break			
08:22	13 LI P 2-Pts paint made (2 In)	2-7	-5	
08:19	6 YANG L Assist			
08:10		2-9	-7	14 SCHULTE P 2-Pts paint made (2 In)
07:53	6 YANG L Turnover			
07:53				9 SCOTT M Steal
07:44				9 SCOTT M 2 Pts paint missed (2 Out)
07:43	8 DING H Defensive Rebound			
07:20	14 CHEN H 2-Pts missed (2 out)			
07:18				6 LESPERANCE M Defensive Rebound
07:18				9 SCOTT M Turnover
07:01	11 QU H 2-Pts paint made (2 In)	4-9	-5	
06:59	14 CHEN H Assist			
06:52	13 LI P Personal foul			
06:52				14 SCHULTE P Foul On



## PLAY BY PLAY

文字比分播报

CHN 14 vs 48 USA

Attendance: 1597

Game Time	CHN - China	Score	Lead	USA - United States
06:39		4-11	-7	14 SCHULTE P 2-Pts made (2 In)
06:23	6 YANG L Turnover			
06:23				13 LADE J Steal
06:23				Turnover
06:23	14 CHEN H Turnover			
06:23				9 SCOTT M Steal
05:49		4-13	-9	9 SCOTT M 2-Pts paint made (2 In)
05:49	14 CHEN H Personal foul			
05:49				9 SCOTT M Foul On
05:49	Time out			
05:48				9 SCOTT M Free Throw missed (1 Out)
05:45				9 SCOTT M Offensive Rebound
05:40				9 SCOTT M 3-Pts missed (3 Out)
05:37	8 DING H Defensive Rebound			
05:24	11 QU H Turnover			
05:24	6 YANG L Player OUT ---->>			
05:24	13 LI P Player OUT ---->>			
05:24	5 HUANG X Player IN <<----			
05:24	15 CHEN Q Player IN <<----			
05:10		4-15	-11	14 SCHULTE P 2-Pts paint made (2 In)
04:50	15 CHEN Q Turnover			
04:50				11 SERIO S Steal
04:50				11 SERIO S Tap off situation, throw-in
04:37				14 SCHULTE P 3-Pts missed (3 Out)
04:35				9 SCOTT M Offensive Rebound
04:29		4-17	-13	13 LADE J 2-Pts paint made (2 In)
04:28				9 SCOTT M Assist
04:19	5 HUANG X Turnover			
04:19				14 SCHULTE P Steal
04:05				11 SERIO S Fast Break
04:15		4-19	-15	11 SERIO S 2-Pts paint made (2 In)
04:12				13 LADE J Assist
04:04	14 CHEN H Turnover			
04:04				13 LADE J Steal
04:04	14 CHEN H Personal foul			
04:04				13 LADE J Foul On
03:52				14 SCHULTE P 2-Pts missed (2 out)
03:52	Defensive Rebound			
03:46				14 SCHULTE P Personal foul
03:46	5 HUANG X Foul On			
03:27	14 CHEN H 2-Pts missed (2 out)			
03:27				11 SERIO S Defensive Rebound



## PLAY BY PLAY

文字比分播报

CHN 14 vs 48 USA

Attendance: 1597

Game Time	CHN - China	Score	Lead	USA - United States
03:27	15 CHEN Q Personal foul			
03:27				11 SERIO S Foul On
03:27				11 SERIO S Free Throw missed (1 Out)
03:26				11 SERIO S Free Throw missed (1 Out)
03:23	8 DING H Defensive Rebound			
03:00	14 CHEN H 2-Pts missed (2 out)			
03:00	5 HUANG X Offensive Rebound			
03:00				Steal
03:00	Turnover			
02:47		4-21	-17	9 SCOTT M 2-Pts paint made (2 In)
02:45				14 SCHULTE P Assist
02:33	11 QU H 2-Pts paint made (2 In)	6-21	-15	
02:30	5 HUANG X Assist			
02:07				11 SERIO S 2-Pts missed (2 out)
02:06	8 DING H Defensive Rebound			
01:53	15 CHEN Q Turnover			
01:45	5 HUANG X Turnover			
01:45				11 SERIO S Steal
01:45				11 SERIO S Turnover
01:45	5 HUANG X Steal			
01:45				11 SERIO S Steal
01:35		6-23	-17	9 SCOTT M 2-Pts made (2 In)
01:33				11 SERIO S Assist
01:14	14 CHEN H Turnover			
01:14				11 SERIO S Steal
01:08				9 SCOTT M 2 Pts paint missed (2 Out)
01:05	14 CHEN H Defensive Rebound			
00:58				9 SCOTT M Personal foul
00:58	8 DING H Foul On			
00:51				6 LESPERANCE M Personal foul
00:51	11 QU H Foul On			
00:51	11 QU H Free Throw missed (1 Out)			
00:51	11 QU H Free Throw made (1 In)	7-23	-16	
00:40		7-25	-18	9 SCOTT M 2-Pts paint made (2 In)
00:39				11 SERIO S Assist
00:26	8 DING H Turnover			
00:26				14 SCHULTE P Steal
00:26				Turnover

## SECOND QUARTER

### Quarter Starters:

CHN 5 HUANG X	11 QU H	14 CHEN H	15 CHEN Q	8 DING H
USA 4 BARBER E	5 PAYE M	10 GLASBRENNER J	13 LADE J	14 SCHULTE P



## PLAY BY PLAY

文字比分播报

CHN 14 vs 48 USA

Attendance: 1597

Game Time	CHN - China	Score	Lead	USA - United States
10:00				4 BARBER E Player IN <<----
10:00				5 PAYE M Player IN <<----
10:00				10 GLASBRENNER J Player IN <<----
10:00				13 LADE J Player IN <<----
10:00				14 SCHULTE P Player IN <<----
10:00	5 HUANG X Player IN <<----			
10:00	11 QU H Player IN <<----			
10:00	14 CHEN H Player IN <<----			
10:00	15 CHEN Q Player IN <<----			
10:00	8 DING H Player IN <<----			
00:00	14 CHEN H Tap off situation, throw-in			
09:48	11 QU H 2-Pts missed (2 out)			
09:46				5 PAYE M Defensive Rebound
09:37		7-27	-20	10 GLASBRENNER J 2-Pts paint made (2 In)
09:35				5 PAYE M Assist
09:04	8 DING H 2 Pts paint missed (2 Out)			
09:04				10 GLASBRENNER J Defensive Rebound
09:04	8 DING H Personal foul			
09:04				10 GLASBRENNER J Foul On
08:51		7-29	-22	10 GLASBRENNER J 2-Pts paint made (2 In)
08:50				14 SCHULTE P Assist
08:24	8 DING H 2-Pts paint made (2 In)	9-29	-20	
08:24				10 GLASBRENNER J Personal foul
08:24	8 DING H Foul On			
08:24	8 DING H Free Throw made (1 In)	10-29	-19	
08:24	8 DING H Player OUT ---->>			
08:24	15 CHEN Q Player OUT ---->>			
08:24	6 YANG L Player IN <<----			
08:24	12 GUO Y Player IN <<----			
08:05				5 PAYE M 2-Pts missed (2 out)
08:03	14 CHEN H Defensive Rebound			
07:44	12 GUO Y 2-Pts paint made (2 In)	12-29	-17	
07:41	14 CHEN H Assist			
07:27		12-31	-19	10 GLASBRENNER J 2-Pts paint made (2 In)
07:25				14 SCHULTE P Assist
07:14	6 YANG L Turnover			
07:14				10 GLASBRENNER J Steal
07:14				13 LADE J Turnover
06:41	6 YANG L 2-Pts missed (2 out)			
06:41	12 GUO Y Offensive Rebound			
06:41	Turnover			
06:41				Steal



## PLAY BY PLAY

文字比分播报

CHN 14 vs 48 USA

Attendance: 1597

Game Time	CHN - China	Score	Lead	USA - United States
06:15		12-33	-21	13 LADE J 2-Pts paint made (2 In)
06:01	6 YANG L Turnover			
05:45	12 GUO Y Personal foul			
05:45				10 GLASBRENNER J Foul On
05:45	11 QU H Player OUT ---->>			
05:45	9 XU H Player IN <<----			
05:45		12-34	-22	10 GLASBRENNER J Free Throw made (1 In)
05:45		12-35	-23	10 GLASBRENNER J Free Throw made (1 In)
05:28	5 HUANG X 2-Pts missed (2 out)			
05:26				13 LADE J Defensive Rebound
05:08				5 PAYE M 2-Pts missed (2 out)
05:06	14 CHEN H Defensive Rebound			
05:00	12 GUO Y Offensive foul			
05:00	12 GUO Y Turnover			
05:00				4 BARBER E Foul On
05:00				4 BARBER E Steal
04:42				14 SCHULTE P 2-Pts missed (2 out)
04:38				13 LADE J Offensive Rebound
04:38	12 GUO Y Personal foul			
04:38				13 LADE J Foul On
04:38				13 LADE J Player OUT ---->>
04:38				12 NELMS J Player IN <<----
04:23		12-37	-25	10 GLASBRENNER J 2-Pts paint made (2 In)
04:18				14 SCHULTE P Assist
04:08	9 XU H 2-Pts paint made (2 In)	14-37	-23	
04:06	12 GUO Y Assist			
03:55		14-39	-25	10 GLASBRENNER J 2-Pts paint made (2 In)
03:44	6 YANG L Turnover			
03:24				14 SCHULTE P 2-Pts missed (2 out)
03:22	6 YANG L Defensive Rebound			
03:05	5 HUANG X 2-Pts missed (2 out)			
03:03				4 BARBER E Defensive Rebound
02:55	6 YANG L Personal foul			
02:55				10 GLASBRENNER J Foul On
02:55		14-40	-26	10 GLASBRENNER J Free Throw made (1 In)
02:55		14-41	-27	10 GLASBRENNER J Free Throw made (1 In)
02:28	6 YANG L 2-Pts missed (2 out)			
02:27	9 XU H Offensive Rebound			
02:10	9 XU H 2 Pts paint missed (2 Out)			
02:06				10 GLASBRENNER J Defensive Rebound
01:47				14 SCHULTE P Fast Break
02:02		14-43	-29	14 SCHULTE P 2-Pts paint made (2 In)



## PLAY BY PLAY

文字比分播报

CHN 14 vs 48 USA

Attendance: 1597

Game Time	CHN - China	Score	Lead	USA - United States
01:32	Turnover			
01:32				Steal
01:18		14-45	-31	10 GLASBRENNER J 2-Pts paint made (2 In)
01:16				12 NELMS J Assist
00:49	6 YANG L 2-Pts missed (2 out)			
00:47				10 GLASBRENNER J Defensive Rebound
00:40	14 CHEN H Personal foul			
00:40				12 NELMS J Foul On
00:40				12 NELMS J Free Throw missed (1 Out)
00:40		14-46	-32	12 NELMS J Free Throw made (1 In)
00:33				10 GLASBRENNER J Personal foul
00:33	5 HUANG X Foul On			
00:18	9 XU H 2 Pts paint missed (2 Out)			
00:16				14 SCHULTE P Defensive Rebound
00:12				10 GLASBRENNER J Player OUT ---->>
00:12				15 CHAMBERS J Player IN <<----
00:00		14-48	-34	12 NELMS J 2-Pts made (2 In)



## PLAY BY PLAY

文字比分播报

CHN 38 vs 97 USA

Attendance: 1597

Scoring by 5 min intervals:		Q1		Q2		Q3		Q4	
CHN		4	7	12	14	20	27	34	38
USA		15	25	35	48	63	75	82	97

### FIRST QUARTER

#### Quarter Starters:

CHN 6 YANG L	8 DING H	11 QU H	13 LI P	14 CHEN H
USA 6 LESPERANCE M	9 SCOTT M	11 SERIO S	13 LADE J	14 SCHULTE P

Game Time	CHN - China	Score	Lead	USA - United States
10:00	6 YANG L Player IN <<----			
10:00	8 DING H Player IN <<----			
10:00	11 QU H Player IN <<----			
10:00	13 LI P Player IN <<----			
10:00	14 CHEN H Player IN <<----			
10:00				6 LESPERANCE M Player IN <<----
10:00				9 SCOTT M Player IN <<----
10:00				11 SERIO S Player IN <<----
10:00				13 LADE J Player IN <<----
10:00				14 SCHULTE P Player IN <<----
10:00	6 YANG L Tap off won			9 SCOTT M Tap off lost
10:00	14 CHEN H Personal foul			
10:00				14 SCHULTE P Foul On
09:12		0-2	-2	14 SCHULTE P 2-Pts paint made (2 In)
09:09				9 SCOTT M Steal
09:09	11 QU H Turnover			
09:03		0-4	-4	9 SCOTT M 2-Pts paint made (2 In)
09:01	6 YANG L Turnover			
08:45		0-7	-7	14 SCHULTE P 3-Pts made (3 In)
08:17	13 LI P Fast Break			
08:22	13 LI P 2-Pts paint made (2 In)	2-7	-5	
08:19	6 YANG L Assist			
08:10		2-9	-7	14 SCHULTE P 2-Pts paint made (2 In)
07:53	6 YANG L Turnover			
07:53				9 SCOTT M Steal
07:44				9 SCOTT M 2 Pts paint missed (2 Out)
07:43	8 DING H Defensive Rebound			
07:20	14 CHEN H 2-Pts missed (2 out)			
07:18				6 LESPERANCE M Defensive Rebound
07:18				9 SCOTT M Turnover
07:01	11 QU H 2-Pts paint made (2 In)	4-9	-5	
06:59	14 CHEN H Assist			
06:52	13 LI P Personal foul			
06:52				14 SCHULTE P Foul On



## PLAY BY PLAY

文字比分播报

CHN 38 vs 97 USA

Attendance: 1597

Game Time	CHN - China	Score	Lead	USA - United States
06:39		4-11	-7	14 SCHULTE P 2-Pts made (2 In)
06:23	6 YANG L Turnover			
06:23				13 LADE J Steal
06:23				Turnover
06:23	14 CHEN H Turnover			
06:23				9 SCOTT M Steal
05:49		4-13	-9	9 SCOTT M 2-Pts paint made (2 In)
05:49	14 CHEN H Personal foul			
05:49				9 SCOTT M Foul On
05:49	Time out			
05:48				9 SCOTT M Free Throw missed (1 Out)
05:45				9 SCOTT M Offensive Rebound
05:40				9 SCOTT M 3-Pts missed (3 Out)
05:37	8 DING H Defensive Rebound			
05:24	11 QU H Turnover			
05:24	6 YANG L Player OUT ---->>			
05:24	13 LI P Player OUT ---->>			
05:24	5 HUANG X Player IN <<----			
05:24	15 CHEN Q Player IN <<----			
05:10		4-15	-11	14 SCHULTE P 2-Pts paint made (2 In)
04:50	15 CHEN Q Turnover			
04:50				11 SERIO S Steal
04:50				11 SERIO S Tap off situation, throw-in
04:37				14 SCHULTE P 3-Pts missed (3 Out)
04:35				9 SCOTT M Offensive Rebound
04:29		4-17	-13	13 LADE J 2-Pts paint made (2 In)
04:28				9 SCOTT M Assist
04:19	5 HUANG X Turnover			
04:19				14 SCHULTE P Steal
04:05				11 SERIO S Fast Break
04:15		4-19	-15	11 SERIO S 2-Pts paint made (2 In)
04:12				13 LADE J Assist
04:04	14 CHEN H Turnover			
04:04				13 LADE J Steal
04:04	14 CHEN H Personal foul			
04:04				13 LADE J Foul On
03:52				14 SCHULTE P 2-Pts missed (2 out)
03:52	Defensive Rebound			
03:46				14 SCHULTE P Personal foul
03:46	5 HUANG X Foul On			
03:27	14 CHEN H 2-Pts missed (2 out)			
03:27				11 SERIO S Defensive Rebound





## PLAY BY PLAY

文字比分播报

CHN 38 vs 97 USA

Attendance: 1597

Game Time	CHN - China	Score	Lead	USA - United States
03:27	15 CHEN Q Personal foul			
03:27				11 SERIO S Foul On
03:27				11 SERIO S Free Throw missed (1 Out)
03:26				11 SERIO S Free Throw missed (1 Out)
03:23	8 DING H Defensive Rebound			
03:00	14 CHEN H 2-Pts missed (2 out)			
03:00	5 HUANG X Offensive Rebound			
03:00				Steal
03:00	Turnover			
02:47		4-21	-17	9 SCOTT M 2-Pts paint made (2 In)
02:45				14 SCHULTE P Assist
02:33	11 QU H 2-Pts paint made (2 In)	6-21	-15	
02:30	5 HUANG X Assist			
02:07				11 SERIO S 2-Pts missed (2 out)
02:06	8 DING H Defensive Rebound			
01:53	15 CHEN Q Turnover			
01:45	5 HUANG X Turnover			
01:45				11 SERIO S Steal
01:45				11 SERIO S Turnover
01:45	5 HUANG X Steal			
01:45				11 SERIO S Steal
01:35		6-23	-17	9 SCOTT M 2-Pts made (2 In)
01:33				11 SERIO S Assist
01:14	14 CHEN H Turnover			
01:14				11 SERIO S Steal
01:08				9 SCOTT M 2 Pts paint missed (2 Out)
01:05	14 CHEN H Defensive Rebound			
00:58				9 SCOTT M Personal foul
00:58	8 DING H Foul On			
00:51				6 LESPERANCE M Personal foul
00:51	11 QU H Foul On			
00:51	11 QU H Free Throw missed (1 Out)			
00:51	11 QU H Free Throw made (1 In)	7-23	-16	
00:40		7-25	-18	9 SCOTT M 2-Pts paint made (2 In)
00:39				11 SERIO S Assist
00:26	8 DING H Turnover			
00:26				14 SCHULTE P Steal
00:26				Turnover

## SECOND QUARTER

### Quarter Starters:

CHN 5 HUANG X	11 QU H	14 CHEN H	15 CHEN Q	8 DING H
USA 4 BARBER E	5 PAYE M	10 GLASBRENNER J	13 LADE J	14 SCHULTE P



## PLAY BY PLAY

文字比分播报

CHN 38 vs 97 USA

Attendance: 1597

Game Time	CHN - China	Score	Lead	USA - United States
10:00				4 BARBER E Player IN <<----
10:00				5 PAYE M Player IN <<----
10:00				10 GLASBRENNER J Player IN <<----
10:00				13 LADE J Player IN <<----
10:00				14 SCHULTE P Player IN <<----
10:00	5 HUANG X Player IN <<----			
10:00	11 QU H Player IN <<----			
10:00	14 CHEN H Player IN <<----			
10:00	15 CHEN Q Player IN <<----			
10:00	8 DING H Player IN <<----			
00:00	14 CHEN H Tap off situation, throw-in			
09:48	11 QU H 2-Pts missed (2 out)			
09:46				5 PAYE M Defensive Rebound
09:37		7-27	-20	10 GLASBRENNER J 2-Pts paint made (2 In)
09:35				5 PAYE M Assist
09:04	8 DING H 2 Pts paint missed (2 Out)			
09:04				10 GLASBRENNER J Defensive Rebound
09:04	8 DING H Personal foul			
09:04				10 GLASBRENNER J Foul On
08:51		7-29	-22	10 GLASBRENNER J 2-Pts paint made (2 In)
08:50				14 SCHULTE P Assist
08:24	8 DING H 2-Pts paint made (2 In)	9-29	-20	
08:24				10 GLASBRENNER J Personal foul
08:24	8 DING H Foul On			
08:24	8 DING H Free Throw made (1 In)	10-29	-19	
08:24	8 DING H Player OUT ---->>			
08:24	15 CHEN Q Player OUT ---->>			
08:24	6 YANG L Player IN <<----			
08:24	12 GUO Y Player IN <<----			
08:05				5 PAYE M 2-Pts missed (2 out)
08:03	14 CHEN H Defensive Rebound			
07:44	12 GUO Y 2-Pts paint made (2 In)	12-29	-17	
07:41	14 CHEN H Assist			
07:27		12-31	-19	10 GLASBRENNER J 2-Pts paint made (2 In)
07:25				14 SCHULTE P Assist
07:14	6 YANG L Turnover			
07:14				10 GLASBRENNER J Steal
07:14				13 LADE J Turnover
06:41	6 YANG L 2-Pts missed (2 out)			
06:41	12 GUO Y Offensive Rebound			
06:41	Turnover			
06:41				Steal



## PLAY BY PLAY

文字比分播报

CHN 38 vs 97 USA

Attendance: 1597

Game Time	CHN - China	Score	Lead	USA - United States
06:15		12-33	-21	13 LADE J 2-Pts paint made (2 In)
06:01	6 YANG L Turnover			
05:45	12 GUO Y Personal foul			
05:45				10 GLASBRENNER J Foul On
05:45	11 QU H Player OUT ---->>			
05:45	9 XU H Player IN <<----			
05:45		12-34	-22	10 GLASBRENNER J Free Throw made (1 In)
05:45		12-35	-23	10 GLASBRENNER J Free Throw made (1 In)
05:28	5 HUANG X 2-Pts missed (2 out)			
05:26				13 LADE J Defensive Rebound
05:08				5 PAYE M 2-Pts missed (2 out)
05:06	14 CHEN H Defensive Rebound			
05:00	12 GUO Y Offensive foul			
05:00	12 GUO Y Turnover			
05:00				4 BARBER E Foul On
05:00				4 BARBER E Steal
04:42				14 SCHULTE P 2-Pts missed (2 out)
04:38				13 LADE J Offensive Rebound
04:38	12 GUO Y Personal foul			
04:38				13 LADE J Foul On
04:38				13 LADE J Player OUT ---->>
04:38				12 NELMS J Player IN <<----
04:23		12-37	-25	10 GLASBRENNER J 2-Pts paint made (2 In)
04:18				14 SCHULTE P Assist
04:08	9 XU H 2-Pts paint made (2 In)	14-37	-23	
04:06	12 GUO Y Assist			
03:55		14-39	-25	10 GLASBRENNER J 2-Pts paint made (2 In)
03:44	6 YANG L Turnover			
03:24				14 SCHULTE P 2-Pts missed (2 out)
03:22	6 YANG L Defensive Rebound			
03:05	5 HUANG X 2-Pts missed (2 out)			
03:03				4 BARBER E Defensive Rebound
02:55	6 YANG L Personal foul			
02:55				10 GLASBRENNER J Foul On
02:55		14-40	-26	10 GLASBRENNER J Free Throw made (1 In)
02:55		14-41	-27	10 GLASBRENNER J Free Throw made (1 In)
02:28	6 YANG L 2-Pts missed (2 out)			
02:27	9 XU H Offensive Rebound			
02:10	9 XU H 2 Pts paint missed (2 Out)			
02:06				10 GLASBRENNER J Defensive Rebound
01:47				14 SCHULTE P Fast Break
02:02		14-43	-29	14 SCHULTE P 2-Pts paint made (2 In)



## PLAY BY PLAY

文字比分播报

CHN 38 vs 97 USA

Attendance: 1597

Game Time	CHN - China	Score	Lead	USA - United States
01:32	Turnover			
01:32				Steal
01:18		14-45	-31	10 GLASBRENNER J 2-Pts paint made (2 In)
01:16				12 NELMS J Assist
00:49	6 YANG L 2-Pts missed (2 out)			
00:47				10 GLASBRENNER J Defensive Rebound
00:40	14 CHEN H Personal foul			
00:40				12 NELMS J Foul On
00:40				12 NELMS J Free Throw missed (1 Out)
00:40		14-46	-32	12 NELMS J Free Throw made (1 In)
00:33				10 GLASBRENNER J Personal foul
00:33	5 HUANG X Foul On			
00:18	9 XU H 2 Pts paint missed (2 Out)			
00:16				14 SCHULTE P Defensive Rebound
00:12				10 GLASBRENNER J Player OUT ---->>
00:12				15 CHAMBERS J Player IN <<-----
00:00		14-48	-34	12 NELMS J 2-Pts made (2 In)

## THIRD QUARTER

### Quarter Starters:

CHN 6 YANG L                      8 DING H                      11 QU H                      13 LI P                      14 CHEN H  
USA 13 LADE J                      5 PAYE M                      8 COUNTS J                      6 LESPERANCE M                      15 CHAMBERS J

Game Time	CHN - China	Score	Lead	USA - United States
10:00				13 LADE J Player IN <<-----
10:00				5 PAYE M Player IN <<-----
10:00				8 COUNTS J Player IN <<-----
10:00				6 LESPERANCE M Player IN <<-----
10:00				15 CHAMBERS J Player IN <<-----
10:00	6 YANG L Player IN <<-----			
10:00	8 DING H Player IN <<-----			
10:00	11 QU H Player IN <<-----			
10:00	13 LI P Player IN <<-----			
10:00	14 CHEN H Player IN <<-----			
00:00				13 LADE J Tap off situation, throw-in
09:47				5 PAYE M 2-Pts missed (2 out)
09:46	11 QU H Defensive Rebound			
09:31	8 DING H 2-Pts made (2 In)	16-48	-32	
09:27	13 LI P Assist			
09:18				8 COUNTS J Turnover
09:18				15 CHAMBERS J Steal
09:18	6 YANG L Turnover			
09:04	8 DING H Personal foul			



## PLAY BY PLAY

文字比分播报

CHN 38 vs 97 USA

Attendance: 1597

Game Time	CHN - China	Score	Lead	USA - United States
09:04				13 LADE J Foul On
08:54				8 COUNTS J 2-Pts missed (2 out)
08:52	8 DING H Defensive Rebound			
08:35				13 LADE J Personal foul
08:35	8 DING H Foul On			
08:35	8 DING H Free Throw made (1 In)	17-48	-31	
08:35	8 DING H Free Throw made (1 In)	18-48	-30	
08:24		18-50	-32	8 COUNTS J 2-Pts paint made (2 In)
08:14	13 LI P Turnover			
08:14				13 LADE J Steal
08:14		18-52	-34	13 LADE J 2-Pts paint made (2 In)
08:14	13 LI P Personal foul			
08:14				13 LADE J Foul On
08:14		18-53	-35	13 LADE J Free Throw made (1 In)
07:59	8 DING H 3-Pts missed (3 Out)			
07:57				15 CHAMBERS J Defensive Rebound
07:52				5 PAYE M Fast Break
07:47				15 CHAMBERS J Assist
07:53		18-55	-37	5 PAYE M 2-Pts paint made (2 In)
07:19	6 YANG L 2 Pts paint missed (2 Out)			
07:22				15 CHAMBERS J Blocked Shot
07:16				15 CHAMBERS J Defensive Rebound
07:07		18-57	-39	8 COUNTS J 2-Pts paint made (2 In)
06:46	11 QU H 2 Pts paint missed (2 Out)			
06:45				15 CHAMBERS J Defensive Rebound
06:33		18-59	-41	8 COUNTS J 2-Pts paint made (2 In)
06:31				13 LADE J Assist
06:18				6 LESPERANCE M Personal foul
06:18	8 DING H Foul On			
06:18	6 YANG L Player OUT ---->>			
06:18	14 CHEN H Player OUT ---->>			
06:18	5 HUANG X Player IN <<----			
06:18	15 CHEN Q Player IN <<----			
06:18	8 DING H Free Throw made (1 In)	19-59	-40	
06:18	8 DING H Free Throw made (1 In)	20-59	-39	
06:07		20-61	-41	15 CHAMBERS J 2-Pts paint made (2 In)
06:06				6 LESPERANCE M Assist
05:39	8 DING H Turnover			
05:27				8 COUNTS J 2 Pts paint missed (2 Out)
05:25	5 HUANG X Defensive Rebound			
05:15	13 LI P 2 Pts paint missed (2 Out)			
05:15	11 QU H Personal foul			



## PLAY BY PLAY

文字比分播报

CHN 38 vs 97 USA

Attendance: 1597

Game Time	CHN - China	Score	Lead	USA - United States
05:15				15 CHAMBERS J Foul On
05:04		20-63	-43	5 PAYE M 2-Pts made (2 In)
04:45	8 DING H 2-Pts paint made (2 In)	22-63	-41	
04:41	13 LI P Assist			
04:29				5 PAYE M 2 Pts paint missed (2 Out)
04:27	8 DING H Defensive Rebound			
04:25				13 LADE J Personal foul
04:25	5 HUANG X Foul On			
04:00	8 DING H 2-Pts missed (2 out)			
03:57				15 CHAMBERS J Defensive Rebound
03:46	11 QU H Personal foul			
03:46				8 COUNTS J Foul On
03:46				8 COUNTS J Free Throw missed (1 Out)
03:46		22-64	-42	8 COUNTS J Free Throw made (1 In)
03:46				13 LADE J Player OUT ---->>
03:46				12 NELMS J Player IN <<----
03:30	8 DING H 2 Pts paint missed (2 Out)			
03:30	8 DING H Offensive Rebound			
03:30				15 CHAMBERS J Personal foul
03:30	8 DING H Foul On			
03:30	8 DING H Free Throw made (1 In)	23-64	-41	
03:30	8 DING H Free Throw missed (1 Out)			
03:27	8 DING H Offensive Rebound			
03:25	8 DING H 2-Pts paint made (2 In)	25-64	-39	
03:10				5 PAYE M 3-Pts missed (3 Out)
03:07	5 HUANG X Defensive Rebound			
02:56	8 DING H 2-Pts missed (2 out)			
02:53				15 CHAMBERS J Defensive Rebound
02:42		25-66	-41	15 CHAMBERS J 2-Pts made (2 In)
02:40				8 COUNTS J Player OUT ---->>
02:40				11 SERIO S Player IN <<----
02:30				6 LESPERANCE M Personal foul
02:30	8 DING H Foul On			
02:30	8 DING H Free Throw missed (1 Out)			
02:30	8 DING H Free Throw missed (1 Out)			
02:26				11 SERIO S Defensive Rebound
02:26				Time out
02:14		25-68	-43	12 NELMS J 2-Pts paint made (2 In)
01:54	5 HUANG X 2 Pts paint missed (2 Out)			
01:54				15 CHAMBERS J Defensive Rebound
01:38				12 NELMS J 2-Pts missed (2 out)
01:36	8 DING H Defensive Rebound			



## PLAY BY PLAY

文字比分播报

CHN 38 vs 97 USA

Attendance: 1597

Game Time	CHN - China	Score	Lead	USA - United States
01:22	13 LI P 2-Pts missed (2 out)			
01:20				15 CHAMBERS J Defensive Rebound
01:09		25-70	-45	15 CHAMBERS J 2-Pts made (2 In)
00:53				15 CHAMBERS J Personal foul
00:53	13 LI P Foul On			
00:53	13 LI P Free Throw made (1 In)	26-70	-44	
00:53	13 LI P Free Throw made (1 In)	27-70	-43	
00:44	13 LI P Personal foul			
00:44				15 CHAMBERS J Foul On
00:44		27-71	-44	15 CHAMBERS J Free Throw made (1 In)
00:43				15 CHAMBERS J Free Throw missed (1 Out)
00:37				12 NELMS J Offensive Rebound
00:33		27-73	-46	11 SERIO S 2-Pts paint made (2 In)
00:31				5 PAYE M Assist
00:11	13 LI P 2 Pts paint missed (2 Out)			
00:10	5 HUANG X Offensive Rebound			
00:10	5 HUANG X 2 Pts paint missed (2 Out)			
00:10				Defensive Rebound
00:01		27-75	-48	11 SERIO S 2-Pts paint made (2 In)
00:00				12 NELMS J Assist

## FOURTH QUARTER

### Quarter Starters:

CHN

USA

Game Time	CHN - China	Score	Lead	USA - United States
10:00				5 PAYE M Player IN <<----
10:00				7 MAZZI J Player IN <<----
10:00				11 SERIO S Player IN <<----
10:00				13 LADE J Player IN <<----
10:00				14 SCHULTE P Player IN <<----
10:00	5 HUANG X Player IN <<----			
10:00	8 DING H Player IN <<----			
10:00	11 QU H Player IN <<----			
10:00	15 CHEN Q Player IN <<----			
10:00	13 LI P Player IN <<----			
09:57	13 LI P Tap off situation, throw-in			
09:44	8 DING H 2-Pts paint made (2 In)	29-75	-46	
09:40	5 HUANG X Assist			
09:20				5 PAYE M 2-Pts missed (2 out)
09:18	8 DING H Defensive Rebound			
09:04	13 LI P 2-Pts made (2 In)	31-75	-44	



## PLAY BY PLAY

文字比分播报

CHN 38 vs 97 USA

Attendance: 1597

Game Time	CHN - China	Score	Lead	USA - United States
08:42				7 MAZZI J 3-Pts missed (3 Out)
08:40				13 LADE J Offensive Rebound
08:24		31-77	-46	11 SERIO S 2-Pts made (2 In)
07:48	15 CHEN Q 2 Pts paint missed (2 Out)			
07:45				14 SCHULTE P Defensive Rebound
07:35	13 LI P Personal foul			
07:35				11 SERIO S Foul On
07:28				13 LADE J 2 Pts paint missed (2 Out)
07:26	5 HUANG X Blocked Shot			
07:24	8 DING H Defensive Rebound			
07:24	13 LI P Turnover			
07:09		31-79	-48	14 SCHULTE P 2-Pts made (2 In)
06:33	8 DING H 3-Pts made (3 In)	34-79	-45	
06:16				7 MAZZI J 3-Pts missed (3 Out)
06:14				13 LADE J Offensive Rebound
06:07				11 SERIO S 2 Pts paint missed (2 Out)
06:07				Offensive Rebound
05:54				7 MAZZI J 3-Pts missed (3 Out)
05:49				7 MAZZI J Offensive Rebound
05:32				7 MAZZI J 2 Pts paint missed (2 Out)
05:32				7 MAZZI J Offensive Rebound
05:32	15 CHEN Q Personal foul			
05:32				7 MAZZI J Foul On
05:32	5 HUANG X Player OUT ---->>			
05:32	6 YANG L Player IN <<----			
05:23				7 MAZZI J 3-Pts missed (3 Out)
05:22	8 DING H Defensive Rebound			
05:14	6 YANG L Turnover			
05:14				13 LADE J Steal
05:09	8 DING H Personal foul			
05:09				14 SCHULTE P Foul On
05:09				13 LADE J Player OUT ---->>
05:09				12 NELMS J Player IN <<----
05:01		34-82	-48	7 MAZZI J 3-Pts made (3 In)
04:58				12 NELMS J Assist
04:45	8 DING H Turnover			
04:23				14 SCHULTE P 2-Pts missed (2 out)
04:21	13 LI P Defensive Rebound			
04:14	6 YANG L Turnover			
04:14	15 CHEN Q Player OUT ---->>			
04:14	14 CHEN H Player IN <<----			
04:14	Time out			





## PLAY BY PLAY

文字比分播报

CHN 38 vs 97 USA

Attendance: 1597

Game Time	CHN - China	Score	Lead	USA - United States
04:05				14 SCHULTE P Player OUT ---->>
04:05				11 SERIO S Player OUT ---->>
04:05				9 SCOTT M Player IN <<----
04:05				13 LADE J Player IN <<----
03:57		34-85	-51	7 MAZZI J 3-Pts made (3 In)
03:44				7 MAZZI J Personal foul
03:44	8 DING H Foul On			
03:33	6 YANG L 2-Pts made (2 In)	36-85	-49	
03:29	8 DING H Assist			
03:17				7 MAZZI J 3-Pts missed (3 Out)
03:17				13 LADE J Offensive Rebound
03:17	6 YANG L Personal foul			
03:17				13 LADE J Foul On
03:05				9 SCOTT M 2 Pts paint missed (2 Out)
03:02				12 NELMS J Offensive Rebound
03:00				12 NELMS J 2 Pts paint missed (2 Out)
02:58	8 DING H Defensive Rebound			
02:49	6 YANG L 2 Pts paint missed (2 Out)			
02:48				7 MAZZI J Defensive Rebound
02:39		36-87	-51	12 NELMS J 2-Pts paint made (2 In)
02:37				9 SCOTT M Assist
02:16	11 QU H 2-Pts missed (2 out)			
02:14				9 SCOTT M Defensive Rebound
02:06		36-89	-53	5 PAYE M 2-Pts paint made (2 In)
02:05				9 SCOTT M Assist
01:41	6 YANG L Turnover			
01:41				7 MAZZI J Steal
01:39				12 NELMS J Fast Break
01:39		36-91	-55	12 NELMS J 2-Pts paint made (2 In)
01:39				9 SCOTT M Assist
01:24	8 DING H Turnover			
01:24				9 SCOTT M Steal
01:20				9 SCOTT M Fast Break
01:20		36-93	-57	9 SCOTT M 2-Pts paint made (2 In)
01:18				9 SCOTT M Steal
01:18	13 LI P Turnover			
01:16		36-95	-59	9 SCOTT M 2-Pts paint made (2 In)
01:06				7 MAZZI J Personal foul
01:06	6 YANG L Foul On			
01:02	6 YANG L 2-Pts missed (2 out)			
00:59				7 MAZZI J Defensive Rebound
00:40		36-97	-61	12 NELMS J 2-Pts made (2 In)



## PLAY BY PLAY

文字比分播报

CHN 38 vs 97 USA

Attendance: 1597

Game Time	CHN - China	Score	Lead	USA - United States
00:39				7 MAZZI J Assist
00:28	8 DING H 2-Pts made (2 In)	38-97	-59	
00:28	13 LI P Assist			
00:26	8 DING H Personal foul			
00:26				12 NELMS J Foul On
00:26				12 NELMS J Free Throw missed (1 Out)
00:25				12 NELMS J Free Throw missed (1 Out)
00:22	8 DING H Defensive Rebound			
00:14	11 QU H 2 Pts paint missed (2 Out)			
00:08				12 NELMS J Defensive Rebound



## PLAY BY PLAY

文字比分播报

CHN 38 vs 97 USA

Attendance: 1597

Scoring by 5 min intervals:		Q1		Q2		Q3		Q4	
CHN		4	7	12	14	20	27	34	38
USA		15	25	35	48	63	75	82	97

### FIRST QUARTER

#### Quarter Starters:

<b>CHN</b> 6 YANG L	8 DING H	11 QU H	13 LI P	14 CHEN H
<b>USA</b> 6 LESPERANCE M	9 SCOTT M	11 SERIO S	13 LADE J	14 SCHULTE P

Game Time	CHN - China	Score	Lead	USA - United States
10:00	6 YANG L Player IN <<----			
10:00	8 DING H Player IN <<----			
10:00	11 QU H Player IN <<----			
10:00	13 LI P Player IN <<----			
10:00	14 CHEN H Player IN <<----			
10:00				6 LESPERANCE M Player IN <<----
10:00				9 SCOTT M Player IN <<----
10:00				11 SERIO S Player IN <<----
10:00				13 LADE J Player IN <<----
10:00				14 SCHULTE P Player IN <<----
10:00	6 YANG L Tap off won			9 SCOTT M Tap off lost
10:00	14 CHEN H Personal foul			
10:00				14 SCHULTE P Foul On
09:12		0-2	-2	14 SCHULTE P 2-Pts paint made (2 In)
09:09				9 SCOTT M Steal
09:09	11 QU H Turnover			
09:03		0-4	-4	9 SCOTT M 2-Pts paint made (2 In)
09:01	6 YANG L Turnover			
08:45		0-7	-7	14 SCHULTE P 3-Pts made (3 In)
08:22	13 LI P Fast Break			
08:22	13 LI P 2-Pts paint made (2 In)	2-7	-5	
08:19	6 YANG L Assist			
08:10		2-9	-7	14 SCHULTE P 2-Pts paint made (2 In)
07:53	6 YANG L Turnover			
07:53				9 SCOTT M Steal
07:44				9 SCOTT M 2 Pts paint missed (2 Out)
07:43	8 DING H Defensive Rebound			
07:20	14 CHEN H 2-Pts missed (2 out)			
07:18				6 LESPERANCE M Defensive Rebound
07:18				9 SCOTT M Turnover
07:01	11 QU H 2-Pts paint made (2 In)	4-9	-5	
06:59	14 CHEN H Assist			
06:52	13 LI P Personal foul			
06:52				14 SCHULTE P Foul On



## PLAY BY PLAY

文字比分播报

CHN 38 vs 97 USA

Attendance: 1597

Game Time	CHN - China	Score	Lead	USA - United States
06:39		4-11	-7	14 SCHULTE P 2-Pts made (2 In)
06:23	6 YANG L Turnover			
06:23				13 LADE J Steal
06:23				Turnover
06:23	14 CHEN H Turnover			
06:23				9 SCOTT M Steal
05:49		4-13	-9	9 SCOTT M 2-Pts paint made (2 In)
05:49	14 CHEN H Personal foul			
05:49				9 SCOTT M Foul On
05:49	Time out			
05:48				9 SCOTT M Free Throw missed (1 Out)
05:45				9 SCOTT M Offensive Rebound
05:40				9 SCOTT M 3-Pts missed (3 Out)
05:37	8 DING H Defensive Rebound			
05:24	11 QU H Turnover			
05:24	6 YANG L Player OUT ---->>			
05:24	13 LI P Player OUT ---->>			
05:24	5 HUANG X Player IN <<----			
05:24	15 CHEN Q Player IN <<----			
05:10		4-15	-11	14 SCHULTE P 2-Pts paint made (2 In)
04:50	15 CHEN Q Turnover			
04:50				11 SERIO S Steal
04:50				11 SERIO S Tap off situation, throw-in
04:37				14 SCHULTE P 3-Pts missed (3 Out)
04:35				9 SCOTT M Offensive Rebound
04:29		4-17	-13	13 LADE J 2-Pts paint made (2 In)
04:28				9 SCOTT M Assist
04:19	5 HUANG X Turnover			
04:19				14 SCHULTE P Steal
04:05				11 SERIO S Fast Break
04:15		4-19	-15	11 SERIO S 2-Pts paint made (2 In)
04:12				13 LADE J Assist
04:04	14 CHEN H Turnover			
04:04				13 LADE J Steal
04:04	14 CHEN H Personal foul			
04:04				13 LADE J Foul On
03:52				14 SCHULTE P 2-Pts missed (2 out)
03:52	Defensive Rebound			
03:46				14 SCHULTE P Personal foul
03:46	5 HUANG X Foul On			
03:27	14 CHEN H 2-Pts missed (2 out)			
03:27				11 SERIO S Defensive Rebound



## PLAY BY PLAY

文字比分播报

CHN 38 vs 97 USA

Attendance: 1597

Game Time	CHN - China	Score	Lead	USA - United States
03:27	15 CHEN Q Personal foul			
03:27				11 SERIO S Foul On
03:27				11 SERIO S Free Throw missed (1 Out)
03:26				11 SERIO S Free Throw missed (1 Out)
03:23	8 DING H Defensive Rebound			
03:00	14 CHEN H 2-Pts missed (2 out)			
03:00	5 HUANG X Offensive Rebound			
03:00				Steal
03:00	Turnover			
02:47		4-21	-17	9 SCOTT M 2-Pts paint made (2 In)
02:45				14 SCHULTE P Assist
02:33	11 QU H 2-Pts paint made (2 In)	6-21	-15	
02:30	5 HUANG X Assist			
02:07				11 SERIO S 2-Pts missed (2 out)
02:06	8 DING H Defensive Rebound			
01:53	15 CHEN Q Turnover			
01:45	5 HUANG X Turnover			
01:45				11 SERIO S Steal
01:45				11 SERIO S Turnover
01:45	5 HUANG X Steal			
01:45				11 SERIO S Steal
01:35		6-23	-17	9 SCOTT M 2-Pts made (2 In)
01:33				11 SERIO S Assist
01:14	14 CHEN H Turnover			
01:14				11 SERIO S Steal
01:08				9 SCOTT M 2 Pts paint missed (2 Out)
01:05	14 CHEN H Defensive Rebound			
00:58				9 SCOTT M Personal foul
00:58	8 DING H Foul On			
00:51				6 LESPERANCE M Personal foul
00:51	11 QU H Foul On			
00:51	11 QU H Free Throw missed (1 Out)			
00:51	11 QU H Free Throw made (1 In)	7-23	-16	
00:40		7-25	-18	9 SCOTT M 2-Pts paint made (2 In)
00:39				11 SERIO S Assist
00:26	8 DING H Turnover			
00:26				14 SCHULTE P Steal
00:26				Turnover

## SECOND QUARTER

### Quarter Starters:

CHN 5 HUANG X	11 QU H	14 CHEN H	15 CHEN Q	8 DING H
USA 4 BARBER E	5 PAYE M	10 GLASBRENNER J	13 LADE J	14 SCHULTE P



## PLAY BY PLAY

文字比分播报

CHN 38 vs 97 USA

Attendance: 1597

Game Time	CHN - China	Score	Lead	USA - United States
10:00				4 BARBER E Player IN <<----
10:00				5 PAYE M Player IN <<----
10:00				10 GLASBRENNER J Player IN <<----
10:00				13 LADE J Player IN <<----
10:00				14 SCHULTE P Player IN <<----
10:00	5 HUANG X Player IN <<----			
10:00	11 QU H Player IN <<----			
10:00	14 CHEN H Player IN <<----			
10:00	15 CHEN Q Player IN <<----			
10:00	8 DING H Player IN <<----			
00:00	14 CHEN H Tap off situation, throw-in			
09:48	11 QU H 2-Pts missed (2 out)			
09:46				5 PAYE M Defensive Rebound
09:37		7-27	-20	10 GLASBRENNER J 2-Pts paint made (2 In)
09:35				5 PAYE M Assist
09:04	8 DING H 2 Pts paint missed (2 Out)			
09:04				10 GLASBRENNER J Defensive Rebound
09:04	8 DING H Personal foul			
09:04				10 GLASBRENNER J Foul On
08:51		7-29	-22	10 GLASBRENNER J 2-Pts paint made (2 In)
08:50				14 SCHULTE P Assist
08:24	8 DING H 2-Pts paint made (2 In)	9-29	-20	
08:24				10 GLASBRENNER J Personal foul
08:24	8 DING H Foul On			
08:24	8 DING H Free Throw made (1 In)	10-29	-19	
08:24	8 DING H Player OUT ---->>			
08:24	15 CHEN Q Player OUT ---->>			
08:24	6 YANG L Player IN <<----			
08:24	12 GUO Y Player IN <<----			
08:05				5 PAYE M 2-Pts missed (2 out)
08:03	14 CHEN H Defensive Rebound			
07:44	12 GUO Y 2-Pts paint made (2 In)	12-29	-17	
07:41	14 CHEN H Assist			
07:27		12-31	-19	10 GLASBRENNER J 2-Pts paint made (2 In)
07:25				14 SCHULTE P Assist
07:14	6 YANG L Turnover			
07:14				10 GLASBRENNER J Steal
07:14				13 LADE J Turnover
06:41	6 YANG L 2-Pts missed (2 out)			
06:41	12 GUO Y Offensive Rebound			
06:41	Turnover			
06:41				Steal



## PLAY BY PLAY

文字比分播报

CHN 38 vs 97 USA

Attendance: 1597

Game Time	CHN - China	Score	Lead	USA - United States
06:15		12-33	-21	13 LADE J 2-Pts paint made (2 In)
06:01	6 YANG L Turnover			
05:45	12 GUO Y Personal foul			
05:45				10 GLASBRENNER J Foul On
05:45	11 QU H Player OUT ---->>			
05:45	9 XU H Player IN <<----			
05:45		12-34	-22	10 GLASBRENNER J Free Throw made (1 In)
05:45		12-35	-23	10 GLASBRENNER J Free Throw made (1 In)
05:28	5 HUANG X 2-Pts missed (2 out)			
05:26				13 LADE J Defensive Rebound
05:08				5 PAYE M 2-Pts missed (2 out)
05:06	14 CHEN H Defensive Rebound			
05:00	12 GUO Y Offensive foul			
05:00	12 GUO Y Turnover			
05:00				4 BARBER E Foul On
05:00				4 BARBER E Steal
04:42				14 SCHULTE P 2-Pts missed (2 out)
04:38				13 LADE J Offensive Rebound
04:38	12 GUO Y Personal foul			
04:38				13 LADE J Foul On
04:38				13 LADE J Player OUT ---->>
04:38				12 NELMS J Player IN <<----
04:23		12-37	-25	10 GLASBRENNER J 2-Pts paint made (2 In)
04:18				14 SCHULTE P Assist
04:08	9 XU H 2-Pts paint made (2 In)	14-37	-23	
04:06	12 GUO Y Assist			
03:55		14-39	-25	10 GLASBRENNER J 2-Pts paint made (2 In)
03:44	6 YANG L Turnover			
03:24				14 SCHULTE P 2-Pts missed (2 out)
03:22	6 YANG L Defensive Rebound			
03:05	5 HUANG X 2-Pts missed (2 out)			
03:03				4 BARBER E Defensive Rebound
02:55	6 YANG L Personal foul			
02:55				10 GLASBRENNER J Foul On
02:55		14-40	-26	10 GLASBRENNER J Free Throw made (1 In)
02:55		14-41	-27	10 GLASBRENNER J Free Throw made (1 In)
02:28	6 YANG L 2-Pts missed (2 out)			
02:27	9 XU H Offensive Rebound			
02:10	9 XU H 2 Pts paint missed (2 Out)			
02:06				10 GLASBRENNER J Defensive Rebound
02:02				14 SCHULTE P Fast Break
02:02		14-43	-29	14 SCHULTE P 2-Pts paint made (2 In)



## PLAY BY PLAY

文字比分播报

CHN 38 vs 97 USA

Attendance: 1597

Game Time	CHN - China	Score	Lead	USA - United States
01:32	Turnover			
01:32				Steal
01:18		14-45	-31	10 GLASBRENNER J 2-Pts paint made (2 In)
01:16				12 NELMS J Assist
00:49	6 YANG L 2-Pts missed (2 out)			
00:47				10 GLASBRENNER J Defensive Rebound
00:40	14 CHEN H Personal foul			
00:40				12 NELMS J Foul On
00:40				12 NELMS J Free Throw missed (1 Out)
00:40		14-46	-32	12 NELMS J Free Throw made (1 In)
00:33				10 GLASBRENNER J Personal foul
00:33	5 HUANG X Foul On			
00:18	9 XU H 2 Pts paint missed (2 Out)			
00:16				14 SCHULTE P Defensive Rebound
00:12				10 GLASBRENNER J Player OUT ---->>
00:12				15 CHAMBERS J Player IN <<-----
00:00		14-48	-34	12 NELMS J 2-Pts made (2 In)

## THIRD QUARTER

### Quarter Starters:

CHN 6 YANG L                      8 DING H                      11 QU H                      13 LI P                      14 CHEN H  
USA 13 LADE J                      5 PAYE M                      8 COUNTS J                      6 LESPERANCE M                      15 CHAMBERS J

Game Time	CHN - China	Score	Lead	USA - United States
10:00				13 LADE J Player IN <<-----
10:00				5 PAYE M Player IN <<-----
10:00				8 COUNTS J Player IN <<-----
10:00				6 LESPERANCE M Player IN <<-----
10:00				15 CHAMBERS J Player IN <<-----
10:00	6 YANG L Player IN <<-----			
10:00	8 DING H Player IN <<-----			
10:00	11 QU H Player IN <<-----			
10:00	13 LI P Player IN <<-----			
10:00	14 CHEN H Player IN <<-----			
10:00				13 LADE J Tap off situation, throw-in
09:47				5 PAYE M 2-Pts missed (2 out)
09:46	11 QU H Defensive Rebound			
09:31	8 DING H 2-Pts made (2 In)	16-48	-32	
09:27	13 LI P Assist			
09:18				8 COUNTS J Turnover
09:18				15 CHAMBERS J Steal
09:18	6 YANG L Turnover			
09:04	8 DING H Personal foul			





## PLAY BY PLAY

文字比分播报

CHN 38 vs 97 USA

Attendance: 1597

Game Time	CHN - China	Score	Lead	USA - United States
09:04				13 LADE J Foul On
08:54				8 COUNTS J 2-Pts missed (2 out)
08:52	8 DING H Defensive Rebound			
08:35				13 LADE J Personal foul
08:35	8 DING H Foul On			
08:35	8 DING H Free Throw made (1 In)	17-48	-31	
08:35	8 DING H Free Throw made (1 In)	18-48	-30	
08:24		18-50	-32	8 COUNTS J 2-Pts paint made (2 In)
08:14	13 LI P Turnover			
08:14				13 LADE J Steal
08:14		18-52	-34	13 LADE J 2-Pts paint made (2 In)
08:14	13 LI P Personal foul			
08:14				13 LADE J Foul On
08:14		18-53	-35	13 LADE J Free Throw made (1 In)
07:59	8 DING H 3-Pts missed (3 Out)			
07:57				15 CHAMBERS J Defensive Rebound
07:47				15 CHAMBERS J Assist
07:47				5 PAYE M Fast Break
07:47		18-55	-37	5 PAYE M 2-Pts paint made (2 In)
07:22	6 YANG L 2 Pts paint missed (2 Out)			
07:22				15 CHAMBERS J Blocked Shot
07:16				15 CHAMBERS J Defensive Rebound
07:07		18-57	-39	8 COUNTS J 2-Pts paint made (2 In)
06:46	11 QU H 2 Pts paint missed (2 Out)			
06:45				15 CHAMBERS J Defensive Rebound
06:33		18-59	-41	8 COUNTS J 2-Pts paint made (2 In)
06:31				13 LADE J Assist
06:18				6 LESPERANCE M Personal foul
06:18	8 DING H Foul On			
06:18	6 YANG L Player OUT ---->>			
06:18	14 CHEN H Player OUT ---->>			
06:18	5 HUANG X Player IN <<----			
06:18	15 CHEN Q Player IN <<----			
06:18	8 DING H Free Throw made (1 In)	19-59	-40	
06:18	8 DING H Free Throw made (1 In)	20-59	-39	
06:07		20-61	-41	15 CHAMBERS J 2-Pts paint made (2 In)
06:06				6 LESPERANCE M Assist
05:39	8 DING H Turnover			
05:27				8 COUNTS J 2 Pts paint missed (2 Out)
05:25	5 HUANG X Defensive Rebound			
05:15	13 LI P 2 Pts paint missed (2 Out)			
05:15	11 QU H Personal foul			



## PLAY BY PLAY

文字比分播报

CHN 38 vs 97 USA

Attendance: 1597

Game Time	CHN - China	Score	Lead	USA - United States
05:15				15 CHAMBERS J Foul On
05:04		20-63	-43	5 PAYE M 2-Pts made (2 In)
04:45	8 DING H 2-Pts paint made (2 In)	22-63	-41	
04:41	13 LI P Assist			
04:29				5 PAYE M 2 Pts paint missed (2 Out)
04:27	8 DING H Defensive Rebound			
04:25				13 LADE J Personal foul
04:25	5 HUANG X Foul On			
04:00	8 DING H 2-Pts missed (2 out)			
03:57				15 CHAMBERS J Defensive Rebound
03:46	11 QU H Personal foul			
03:46				8 COUNTS J Foul On
03:46				8 COUNTS J Free Throw missed (1 Out)
03:46		22-64	-42	8 COUNTS J Free Throw made (1 In)
03:46				13 LADE J Player OUT ---->>
03:46				12 NELMS J Player IN <<----
03:30	8 DING H 2 Pts paint missed (2 Out)			
03:30	8 DING H Offensive Rebound			
03:30				15 CHAMBERS J Personal foul
03:30	8 DING H Foul On			
03:30	8 DING H Free Throw made (1 In)	23-64	-41	
03:30	8 DING H Free Throw missed (1 Out)			
03:27	8 DING H Offensive Rebound			
03:25	8 DING H 2-Pts paint made (2 In)	25-64	-39	
03:10				5 PAYE M 3-Pts missed (3 Out)
03:07	5 HUANG X Defensive Rebound			
02:56	8 DING H 2-Pts missed (2 out)			
02:53				15 CHAMBERS J Defensive Rebound
02:42		25-66	-41	15 CHAMBERS J 2-Pts made (2 In)
02:40				8 COUNTS J Player OUT ---->>
02:40				11 SERIO S Player IN <<----
02:30				6 LESPERANCE M Personal foul
02:30	8 DING H Foul On			
02:30	8 DING H Free Throw missed (1 Out)			
02:30	8 DING H Free Throw missed (1 Out)			
02:26				11 SERIO S Defensive Rebound
02:26				Time out
02:14		25-68	-43	12 NELMS J 2-Pts paint made (2 In)
01:54	5 HUANG X 2 Pts paint missed (2 Out)			
01:54				15 CHAMBERS J Defensive Rebound
01:38				12 NELMS J 2-Pts missed (2 out)
01:36	8 DING H Defensive Rebound			



## PLAY BY PLAY

文字比分播报

CHN 38 vs 97 USA

Attendance: 1597

Game Time	CHN - China	Score	Lead	USA - United States
01:22	13 LI P 2-Pts missed (2 out)			
01:20				15 CHAMBERS J Defensive Rebound
01:09		25-70	-45	15 CHAMBERS J 2-Pts made (2 In)
00:53				15 CHAMBERS J Personal foul
00:53	13 LI P Foul On			
00:53	13 LI P Free Throw made (1 In)	26-70	-44	
00:53	13 LI P Free Throw made (1 In)	27-70	-43	
00:44	13 LI P Personal foul			
00:44				15 CHAMBERS J Foul On
00:44		27-71	-44	15 CHAMBERS J Free Throw made (1 In)
00:43				15 CHAMBERS J Free Throw missed (1 Out)
00:37				12 NELMS J Offensive Rebound
00:33		27-73	-46	11 SERIO S 2-Pts paint made (2 In)
00:31				5 PAYE M Assist
00:11	13 LI P 2 Pts paint missed (2 Out)			
00:10	5 HUANG X Offensive Rebound			
00:10	5 HUANG X 2 Pts paint missed (2 Out)			
00:10				Defensive Rebound
00:01		27-75	-48	11 SERIO S 2-Pts paint made (2 In)
00:00				12 NELMS J Assist

## FOURTH QUARTER

### Quarter Starters:

CHN

USA

Game Time	CHN - China	Score	Lead	USA - United States
10:00				5 PAYE M Player IN <<----
10:00				7 MAZZI J Player IN <<----
10:00				11 SERIO S Player IN <<----
10:00				13 LADE J Player IN <<----
10:00				14 SCHULTE P Player IN <<----
10:00	5 HUANG X Player IN <<----			
10:00	8 DING H Player IN <<----			
10:00	11 QU H Player IN <<----			
10:00	15 CHEN Q Player IN <<----			
10:00	13 LI P Player IN <<----			
09:57	13 LI P Tap off situation, throw-in			
09:44	8 DING H 2-Pts paint made (2 In)	29-75	-46	
09:40	5 HUANG X Assist			
09:20				5 PAYE M 2-Pts missed (2 out)
09:18	8 DING H Defensive Rebound			
09:04	13 LI P 2-Pts made (2 In)	31-75	-44	



## PLAY BY PLAY

文字比分播报

CHN 38 vs 97 USA

Attendance: 1597

Game Time	CHN - China	Score	Lead	USA - United States
08:42				7 MAZZI J 3-Pts missed (3 Out)
08:40				13 LADE J Offensive Rebound
08:24		31-77	-46	11 SERIO S 2-Pts made (2 In)
07:48	15 CHEN Q 2 Pts paint missed (2 Out)			
07:45				14 SCHULTE P Defensive Rebound
07:35	13 LI P Personal foul			
07:35				11 SERIO S Foul On
07:28				13 LADE J 2 Pts paint missed (2 Out)
07:26	5 HUANG X Blocked Shot			
07:24	8 DING H Defensive Rebound			
07:24	13 LI P Turnover			
07:09		31-79	-48	14 SCHULTE P 2-Pts made (2 In)
06:33	8 DING H 3-Pts made (3 In)	34-79	-45	
06:16				7 MAZZI J 3-Pts missed (3 Out)
06:14				13 LADE J Offensive Rebound
06:07				11 SERIO S 2 Pts paint missed (2 Out)
06:07				Offensive Rebound
05:54				7 MAZZI J 3-Pts missed (3 Out)
05:49				7 MAZZI J Offensive Rebound
05:32				7 MAZZI J 2 Pts paint missed (2 Out)
05:32				7 MAZZI J Offensive Rebound
05:32	15 CHEN Q Personal foul			
05:32				7 MAZZI J Foul On
05:32	5 HUANG X Player OUT ---->>			
05:32	6 YANG L Player IN <<----			
05:23				7 MAZZI J 3-Pts missed (3 Out)
05:22	8 DING H Defensive Rebound			
05:14	6 YANG L Turnover			
05:14				13 LADE J Steal
05:09	8 DING H Personal foul			
05:09				14 SCHULTE P Foul On
05:09				13 LADE J Player OUT ---->>
05:09				12 NELMS J Player IN <<----
05:01		34-82	-48	7 MAZZI J 3-Pts made (3 In)
04:58				12 NELMS J Assist
04:45	8 DING H Turnover			
04:23				14 SCHULTE P 2-Pts missed (2 out)
04:21	13 LI P Defensive Rebound			
04:14	6 YANG L Turnover			
04:14	15 CHEN Q Player OUT ---->>			
04:14	14 CHEN H Player IN <<----			
04:14	Time out			



## PLAY BY PLAY

文字比分播报

CHN 38 vs 97 USA

Attendance: 1597

Game Time	CHN - China	Score	Lead	USA - United States
04:05				14 SCHULTE P Player OUT ---->>
04:05				11 SERIO S Player OUT ---->>
04:05				9 SCOTT M Player IN <<----
04:05				13 LADE J Player IN <<----
03:57		34-85	-51	7 MAZZI J 3-Pts made (3 In)
03:44				7 MAZZI J Personal foul
03:44	8 DING H Foul On			
03:33	6 YANG L 2-Pts made (2 In)	36-85	-49	
03:29	8 DING H Assist			
03:17				7 MAZZI J 3-Pts missed (3 Out)
03:17				13 LADE J Offensive Rebound
03:17	6 YANG L Personal foul			
03:17				13 LADE J Foul On
03:05				9 SCOTT M 2 Pts paint missed (2 Out)
03:02				12 NELMS J Offensive Rebound
03:00				12 NELMS J 2 Pts paint missed (2 Out)
02:58	8 DING H Defensive Rebound			
02:49	6 YANG L 2 Pts paint missed (2 Out)			
02:48				7 MAZZI J Defensive Rebound
02:39		36-87	-51	12 NELMS J 2-Pts paint made (2 In)
02:37				9 SCOTT M Assist
02:16	11 QU H 2-Pts missed (2 out)			
02:14				9 SCOTT M Defensive Rebound
02:06		36-89	-53	5 PAYE M 2-Pts paint made (2 In)
02:05				9 SCOTT M Assist
01:41	6 YANG L Turnover			
01:41				7 MAZZI J Steal
01:39				12 NELMS J Fast Break
01:39		36-91	-55	12 NELMS J 2-Pts paint made (2 In)
01:39				9 SCOTT M Assist
01:24	8 DING H Turnover			
01:24				9 SCOTT M Steal
01:20				9 SCOTT M Fast Break
01:20		36-93	-57	9 SCOTT M 2-Pts paint made (2 In)
01:18				9 SCOTT M Steal
01:18	13 LI P Turnover			
01:16		36-95	-59	9 SCOTT M 2-Pts paint made (2 In)
01:06				7 MAZZI J Personal foul
01:06	6 YANG L Foul On			
01:02	6 YANG L 2-Pts missed (2 out)			
00:59				7 MAZZI J Defensive Rebound
00:40		36-97	-61	12 NELMS J 2-Pts made (2 In)



## PLAY BY PLAY

文字比分播报

CHN 38 vs 97 USA

Attendance: 1597

Game Time	CHN - China	Score	Lead	USA - United States
00:39				7 MAZZI J Assist
00:28	8 DING H 2-Pts made (2 In)	38-97	-59	
00:28	13 LI P Assist			
00:26	8 DING H Personal foul			
00:26				12 NELMS J Foul On
00:26				12 NELMS J Free Throw missed (1 Out)
00:25				12 NELMS J Free Throw missed (1 Out)
00:22	8 DING H Defensive Rebound			
00:14	11 QU H 2 Pts paint missed (2 Out)			
00:08				12 NELMS J Defensive Rebound



## RESULTS

比赛成绩

### CHN 14 vs 48 USA

Attendance: 1597

Referee: ROJA Cristian (ITA)

Commissioner: KERR Trevor Andrew (CAN)

Umpires: KANNO Eisuke (JPN); RADOMSKY Ziv (ISR)

Classifier: DINH Trien Tan (FRA)

		Q1		Q2	
Scoring by 5 min intervals:	CHN	4	7	12	14
	USA	15	25	35	48

#### CHN - CHINA

No.	Name	Sport Class	MIN	Field Goals		2 Points		3 Points		Free Throws		Rebounds			AS	TO	ST	BS	PF	FO	PTS
				M/A	%	M/A	%	M/A	%	M/A	%	OR	DR	TOT							
*6	YANG Lei	3.5	13:00	0/3	0	0/3	0					1	1	1	6				1		0
*8	DING Hai	4.5	11:36	1/2	50	1/2	50			1/1	100	4	4		1				1	2	3
*11	QU Huanjian	2.0	14:15	2/3	67	2/3	67			1/2	50				2					1	5
*13	LI Pengcheng	2.0	04:36	1/1	100	1/1	100												1		2
*14	CHEN Haijiang	2.0	20:00	0/3	0	0/3	0					3	3	2	3				4		0
4	CHEN Guojun	4.0	00:00																		0
5	HUANG Xunan	4.0	15:24	0/2	0	0/2	0					1	1	1	2	1				2	0
7	ZHANG Lei	4.5	00:00																		0
9	XU Hang	2.5	05:45	1/3	33	1/3	33					1	1								2
10	LIN Yinhai	3.5	00:00																		0
12	GUO Yandong	2.0	08:24	1/1	100	1/1	100					1	1	1	1				3		2
15	CHEN Qi (C)	1.5	07:00												2				1		0
Team/Coach																					
<b>Totals</b>				6/18	33	6/18	33			2/3	67	3	9	12	5	20	1		11	5	14
<b>Coach</b>		XU Yuansheng																			
<b>Assistant Coach</b>		ZHAI Yongjun																			

#### USA - UNITED STATES of AMERICA

No.	Name	Sport Class	MIN	Field Goals		2 Points		3 Points		Free Throws		Rebounds			AS	TO	ST	BS	PF	FO	PTS	
				M/A	%	M/A	%	M/A	%	M/A	%	OR	DR	TOT								
*6	LESPERANCE Matt	1.0	10:00									1	1						1		0	
*9	SCOTT Matt	4.0	10:00	5/8	63	5/7	71	0/1	0	0/1	0	2	2	1	1	3			1	1	10	
*11	SERIO Steve	3.5	10:00	1/2	50	1/2	50			0/2	0	1	1	2	1	4				1	2	
*13	LADE Jeremy	2.5	15:22	2/2	100	2/2	100					1	1	2	1	1	2				4	
*14	SCHULTE Paul	3.0	20:00	6/10	60	5/8	63	1/2	50			1	1	4	2	2			1	2	13	
4	BARBER Eric	1.0	10:00									1	1			1					0	
5	PAYE Mikey (C)	3.0	10:00	0/2	0	0/2	0					1	1	1							0	
7	MAZZI Jaime	2.0	00:00																		0	
8	COUNTS Jacob	3.5	00:00																		0	
10	GLASBRENNER Jeff	4.5	09:48	6/6	100	6/6	100			4/4	100	3	3			1			2	3	16	
12	NELMS Jay	2.5	04:38	1/1	100	1/1	100			1/2	50			1						1	3	
15	CHAMBERS Joe	4.0	00:12																		0	
Team/Coach																						
<b>Totals</b>				21/31	68	20/28	71	1/3	33	5/9	56	3	9	12	10	5	16			5	11	48
<b>Coach</b>		WILSON Steve																				
<b>Assistant Coach</b>		CHYNOWETH Tracy JACKSON Paul																				

	CHN	USA
Points from Turnovers	2	21
Points in the Paint	12	34
Second Chance Points	0	4
Fast Break Points	2	4

	CHN	USA
Biggest Lead	0	34
Biggest Scoring Run	5-0(12-29)	12-0(4-21)
Lead Changes	0	
Times Tied	0	

#### Legend:

%	Shooting Percentage	(C)	Captain	*	Starters	AS	Assists
BS	Blocked Shots	DR	Defensive Rebounds	FO	Fouls On	M/A	Made/Attempts
MIN	Minutes Played	OR	Offensive Rebounds	PF	Fouls	PTS	Points
Qx	Quarter Time	ST	Steals	TO	Turnovers	TOT	Total Rebounds



## RESULTS

比赛成绩

### CHN 38 vs 97 USA

Attendance: 1597

Referee: ROJA Cristian (ITA)

Commissioner: KERR Trevor Andrew (CAN)

Umpires: KANNO Eisuke (JPN); RADOMSKY Ziv (ISR)

Classifier: DINH Trien Tan (FRA)

		Q1		Q2		Q3		Q4	
Scoring by 5 min intervals:	CHN	4	7	12	14	20	27	34	38
	USA	15	25	35	48	63	75	82	97

#### CHN - CHINA

No.	Name	Sport Class	MIN	Field Goals		2 Points		3 Points		Free Throws		Rebounds			AS	TO	ST	BS	PF	FO	PTS	
				M/A	%	M/A	%	M/A	%	M/A	%	OR	DR	TOT								
*6	YANG Lei	3.5	22:14	1/7	14	1/7	14						1	1	1	10				2	1	2
*8	DING Hai	4.5	31:36	7/12	58	6/10	60	1/2	50	6/9	67	2	12	14	1	4				4	7	21
*11	QU Huanjian	2.0	34:15	2/6	33	2/6	33			1/2	50		1	1	2					2	1	5
*13	LI Pengcheng	2.0	24:36	2/5	40	2/5	40			2/2	100		1	1	3	3				4	1	6
*14	CHEN Haijiang	2.0	27:56	0/3	0	0/3	0						3	3	2	3				4		0
4	CHEN Guojun	4.0	00:00																			0
5	HUANG Xunan	4.0	26:10	0/4	0	0/4	0						2	2	4	2	2	1	1		3	0
7	ZHANG Lei	4.5	00:00																			0
9	XU Hang	2.5	05:45	1/3	33	1/3	33						1	1								2
10	LIN Yinhai	3.5	00:00																			0
12	GUO Yandong	2.0	08:24	1/1	100	1/1	100						1	1	1	1				3		2
15	CHEN Qi (C)	1.5	19:04	0/1	0	0/1	0									2				2		0
Team/Coach																						
<b>Totals</b>			14/42	33	13/40	33	1/2	50	9/13	69	6	21	27	10	30	1	1	1	21	13	38	
Coach		XU Yuansheng																				
Assistant Coach		ZHAI Yongjun																				

#### USA - UNITED STATES of AMERICA

No.	Name	Sport Class	MIN	Field Goals		2 Points		3 Points		Free Throws		Rebounds			AS	TO	ST	BS	PF	FO	PTS	
				M/A	%	M/A	%	M/A	%	M/A	%	OR	DR	TOT								
*6	LESPERANCE Matt	1.0	20:00										1	1	1					3		0
*9	SCOTT Matt	4.0	14:05	7/11	64	7/10	70	0/1	0	0/1	0	2	1	3	4	1	5			1	1	14
*11	SERIO Steve	3.5	18:35	4/6	67	4/6	67			0/2	0		2	2	2	1	4				2	8
*13	LADE Jeremy	2.5	30:32	3/4	75	3/4	75			1/1	100	4	1	5	2	1	4			2	5	7
*14	SCHULTE Paul	3.0	25:55	7/12	58	6/10	60	1/2	50				2	2	4		2			1	3	15
4	BARBER Eric	1.0	10:00										1	1			1				1	0
5	PAYE Mikey (C)	3.0	30:00	3/9	33	3/8	38	0/1	0				1	1	2							6
7	MAZZI Jaime	2.0	10:00	2/8	25	0/1	0	2/7	29				2	2	4	1		1		2	1	6
8	COUNTS Jacob	3.5	07:20	3/5	60	3/5	60			1/2	50					1					1	7
10	GLASBRENNER Jeff	4.5	09:48	6/6	100	6/6	100			4/4	100		3	3			1			2	3	16
12	NELMS Jay	2.5	13:33	5/7	71	5/7	71			1/4	25	2	1	3	3						2	11
15	CHAMBERS Joe	4.0	10:12	3/3	100	3/3	100			1/2	50		7	7	1		1	1	2	2	7	
Team/Coach																						
<b>Totals</b>			43/71	61	40/60	67	3/11	27	8/16	50	11	23	34	20	6	22	1	13	21	97		
Coach		WILSON Steve																				
Assistant Coach		CHYNOWETH Tracy										JACKSON Paul										

	CHN	USA
Points from Turnovers	2	34
Points in the Paint	18	62
Second Chance Points	5	8
Fast Break Points	2	10

	CHN	USA
Biggest Lead	0	61
Biggest Scoring Run	5-0(12-29)	12-0(4-21)
Lead Changes	0	
Times Tied	0	

#### Legend:

%	Shooting Percentage	(C)	Captain	*	Starters	AS	Assists
BS	Blocked Shots	DR	Defensive Rebounds	FO	Fouls On	M/A	Made/Attempts
MIN	Minutes Played	OR	Offensive Rebounds	OTx	Overtime	PF	Fouls
PTS	Points	Qx	Quarter Time	ST	Steals	TO	Turnovers
TOT	Total Rebounds						





## START LIST

首发名单

### GBR - BRA

**Referee:** KINDERVATER Max (GER)  
**Umpires:** CALIGIURI Gabriele (AUS); KUERZI Bill (USA)

**Commissioner:** REHLING Detlef Klaus (GER)  
**Classifier:** LACHANCE Anne (CAN)

#### GBR - Great Britain

No.	Name	Pos	Age	Sport Class	Current Games Statistics						
					PPG	FG%	3FG%	FT%	RPG	APG	MPG (GP)
4	BESTWICK Joseph	F	23	4.5	9.0	44		57	6.5	0.5	22:51 (2)
5	BROWN Simon	G	22	2.0	0.0						05:39 (2)
6	HAYES Kevin	G	45	1.0	3.0	33		100	1.0		13:10 (2)
7	BYWATER Terence	F	25	4.5	6.0	40	0		5.0	0.5	18:26 (2)
8	MUNN Simon	F	40	4.0	14.0	50	0	100	7.5	0.5	20:34 (2)
9	POLLOCK Jon (C)	G	31	2.5	8.5	33	0	63	1.0	2.5	21:08 (2)
10	JAMA Abdillah	G	25	1.0	1.5	33		50	1.0		15:25 (2)
11	BYRNE Matthew	G	33	1.5	2.0	40	0		0.5		11:32 (2)
12	BLAKE Andrew	F	36	2.5	3.0	40		100	3.5		19:18 (2)
13	FINBOW Peter	G	33	2.0	2.0	50			2.5	1.0	18:07 (2)
14	HALL Jonathan	G	26	3.0	11.5	53	40	50	2.5	2.0	16:20 (2)
15	OROGBEMI Ade	G	30	2.5	4.0	27	0	17	1.5	2.5	17:28 (2)
Team			30.8		64.5	42	13	54	32.5	9.5	
<b>Coach</b>		TRESSEDER Bernard Murray									
<b>Assistant Coach</b>		BHANIA Haj Singh					THOMAS Sinclair Richford				

GBR Played		
PR	CHN	81-34
PR	AUS	48-67
PR	USA	09 SEP
PR	ISR	11 SEP

#### BRA - Brazil

No.	Name	Pos	Age	Sport Class	Current Games Statistics						
					PPG	FG%	3FG%	FT%	RPG	APG	MPG (GP)
4	SILVA Jose Ricardo (C)	G	32	1.5	0.7	50			0.3		09:21 (3)
5	ROCA Heriberto	G	28	1.0	2.7	50			1.0		22:13 (3)
6	SILVA Erick	C	29	3.5	15.3	71	33	68	3.7	1.0	25:32 (3)
7	SILVA Jose Marcos	C	38	4.0	1.0	0		50	0.5		03:42 (2)
8	NUNES Irio	G	28	4.5	13.7	38	18	50	6.0	3.3	30:10 (3)
9	PESSOA Nilton	G	32	2.0	3.3	33	0	100	0.7		29:06 (3)
10	SILVA SANDOVAL F	C	33	3.0	4.0	31		57	5.7	1.3	23:12 (3)
11	SILVA JUNIOR Gelson	F	28	3.5	0.0						01:32 (1)
12	LIMA Everaldo	G	35	2.5	9.0	43	0	75	3.3	1.7	21:32 (3)
13	MIRANDO Leandro	C	26	4.5	1.7	25	0	50	5.3	0.3	09:49 (3)
14	ALEXANDRE Sergio	F	26	2.0	4.0	21	29	57	0.3		17:11 (3)
15	SILVA Douglas	C	30	3.0	4.0	67		0	3.5	0.5	13:21 (2)
Team			30.4		57.7	42	19	58	29.0	8.0	
<b>Coach</b>		SILVA Itamar Luiz									
<b>Assistant Coach</b>		SILVA SANTOS Sileno									

BRA Played		
PR	AUS	72-73
PR	USA	41-87
PR	ISR	60-73
PR	CHN	11 SEP

#### Legend:

3FG%	3 Field Goals %	APG	Assists per Game	C	Centre	F	Forward
FG%	Field Goals %	FT%	Free Throws %	G	Guard	GP	Games Played
MPG	Minutes Played per Game	Pos	Playing Position	PPG	Points per Game	PR	Preliminary Round
RPG	Rebounds per Game						



## PLAY BY PLAY

文字比分播报

GBR 33 vs 24 BRA

Attendance: 8201

		Q1		Q2	
Scoring by 5 min intervals:	GBR	9	20	22	33
	BRA	4	10	19	24

### FIRST QUARTER

#### Quarter Starters:

GBR 7 BYWATER T                      8 MUNN S                      9 POLLOCK J                      10 JAMA A                      13 FINBOW P  
BRA 4 SILVA JR                      6 SILVA E                      8 NUNES I                      9 PESSOA N                      12 LIMA E

Game Time	GBR - Great Britain	Score	Lead	BRA - Brazil
10:00	7 BYWATER T Player IN <<-----			
10:00	8 MUNN S Player IN <<-----			
10:00	9 POLLOCK J Player IN <<-----			
10:00	10 JAMA A Player IN <<-----			
10:00	13 FINBOW P Player IN <<-----			
10:00				4 SILVA JR Player IN <<-----
10:00				6 SILVA E Player IN <<-----
10:00				8 NUNES I Player IN <<-----
10:00				9 PESSOA N Player IN <<-----
10:00				12 LIMA E Player IN <<-----
10:00	8 MUNN S Tap off won			8 NUNES I Tap off lost
09:49	8 MUNN S 2-Pts paint made (2 In)	2-0	+2	
09:45	7 BYWATER T Assist			
09:34				6 SILVA E 2 Pts paint missed (2 Out)
09:32	7 BYWATER T Defensive Rebound			
09:08	9 POLLOCK J 2-Pts made (2 In)	4-0	+4	
08:57	8 MUNN S Personal foul			
08:57				8 NUNES I Foul On
08:57				4 SILVA JR Offensive foul
08:57				4 SILVA JR Turnover
08:57	7 BYWATER T Foul On			
08:40	8 MUNN S 2-Pts made (2 In)	6-0	+6	
08:21				12 LIMA E 2 Pts paint missed (2 Out)
08:19	9 POLLOCK J Defensive Rebound			
08:08	7 BYWATER T 2-Pts made (2 In)	8-0	+8	
07:50		8-2	+6	12 LIMA E 2-Pts made (2 In)
07:32	7 BYWATER T 2-Pts missed (2 out)			
07:26				8 NUNES I Defensive Rebound
07:18				8 NUNES I 3-Pts missed (3 Out)
07:16	8 MUNN S Defensive Rebound			
06:59	8 MUNN S 2-Pts missed (2 out)			
06:59	7 BYWATER T Offensive Rebound			
06:59				5 ROCA H Player IN <<-----
06:59				10 SILVA SANDOVAL F Player IN <<-----



## PLAY BY PLAY

文字比分播报

GBR 33 vs 24 BRA

Attendance: 8201

Game Time	GBR - Great Britain	Score	Lead	BRA - Brazil
06:59				4 SILVA JR Player OUT ---->>
06:59				12 LIMA E Player OUT ---->>
06:50	7 BYWATER T Foul On			
06:50				9 PESSOA N Personal foul
06:50	7 BYWATER T Free Throw made (1 In)	9-2	+7	
06:50	7 BYWATER T Free Throw missed (1 Out)			
06:47				6 SILVA E Defensive Rebound
06:31		9-4	+5	10 SILVA SANDOVAL F 2-Pts made (2 In)
06:01	8 MUNN S 2-Pts missed (2 out)			
05:58				8 NUNES I Defensive Rebound
05:48				8 NUNES I 3-Pts missed (3 Out)
05:47	7 BYWATER T Defensive Rebound			
05:34				6 SILVA E Blocked Shot
05:36	9 POLLOCK J 2 Pts paint missed (2 Out)			
05:34				10 SILVA SANDOVAL F Defensive Rebound
05:34	10 JAMA A Unsportmanlike foul			
05:34				8 NUNES I Foul On
05:34				8 NUNES I Free Throw missed (1 Out)
05:34				8 NUNES I Free Throw missed (1 Out)
05:23				8 NUNES I Turnover
05:23	8 MUNN S Steal			
05:03	13 FINBOW P 2-Pts missed (2 out)			
05:01				8 NUNES I Defensive Rebound
04:56				9 PESSOA N Fast Break
04:55		9-6	+3	9 PESSOA N 2-Pts paint made (2 In)
04:35	8 MUNN S 2-Pts made (2 In)	11-6	+5	
04:17		11-8	+3	9 PESSOA N 2-Pts paint made (2 In)
04:17				10 SILVA SANDOVAL F Assist
04:05				9 PESSOA N Personal foul
04:05	7 BYWATER T Foul On			
03:41	7 BYWATER T 2-Pts missed (2 out)			
03:39	7 BYWATER T Offensive Rebound			
03:31	10 JAMA A 2-Pts missed (2 out)			
03:31				6 SILVA E Personal foul
03:31	7 BYWATER T Foul On			
03:18	8 MUNN S 2-Pts paint made (2 In)	13-8	+5	
03:16	13 FINBOW P Assist			
02:57				10 SILVA SANDOVAL F 2 Pts paint missed (2 Out)
02:55				10 SILVA SANDOVAL F Offensive Rebound
02:47				9 PESSOA N 3-Pts missed (3 Out)
02:44	13 FINBOW P Defensive Rebound			
02:31	8 MUNN S Turnover			



## PLAY BY PLAY

文字比分播报

GBR 33 vs 24 BRA

Attendance: 8201

Game Time	GBR - Great Britain	Score	Lead	BRA - Brazil
02:08				10 SILVA SANDOVAL F 2-Pts missed (2 out)
02:06	7 BYWATER T Defensive Rebound			
01:48	7 BYWATER T 2-Pts made (2 In)	15-8	+7	
01:48	13 FINBOW P Assist			
01:48	4 BESTWICK J Player IN <<----			
01:48	7 BYWATER T Player OUT ---->>			
01:27				8 NUNES I 3-Pts missed (3 Out)
01:24	8 MUNN S Defensive Rebound			
01:16				8 NUNES I Personal foul
01:16	10 JAMA A Foul On			
01:16	7 BYWATER T Player IN <<----			
01:16	4 BESTWICK J Player OUT ---->>			
01:16	10 JAMA A Free Throw made (1 In)	16-8	+8	
01:16	10 JAMA A Free Throw made (1 In)	17-8	+9	
00:58				6 SILVA E 2 Pts paint missed (2 Out)
00:57	8 MUNN S Defensive Rebound			
00:56				10 SILVA SANDOVAL F Personal foul
00:56	7 BYWATER T Foul On			
00:56	7 BYWATER T Free Throw missed (1 Out)			
00:56	7 BYWATER T Free Throw made (1 In)	18-8	+10	
00:34				6 SILVA E 3-Pts missed (3 Out)
00:32	8 MUNN S Defensive Rebound			
00:15	7 BYWATER T 2-Pts paint made (2 In)	20-8	+12	
00:15	7 BYWATER T Foul On			
00:15				10 SILVA SANDOVAL F Personal foul
00:15	7 BYWATER T Free Throw missed (1 Out)			
00:14				Defensive Rebound
00:00		20-10	+10	9 PESSOA N 2-Pts paint made (2 In)
00:00				10 SILVA SANDOVAL F Assist

## SECOND QUARTER

### Quarter Starters:

GBR 8 MUNN S                      7 BYWATER T                      9 POLLOCK J                      10 JAMA A                      13 FINBOW P  
BRA 6 SILVA E                      10 SILVA SANDOVAL F                      9 PESSOA N                      8 NUNES I                      5 ROCA H

Game Time	GBR - Great Britain	Score	Lead	BRA - Brazil
10:00	8 MUNN S Player IN <<----			
10:00	7 BYWATER T Player IN <<----			
10:00	9 POLLOCK J Player IN <<----			
10:00	10 JAMA A Player IN <<----			
10:00	13 FINBOW P Player IN <<----			
10:00				6 SILVA E Player IN <<----
10:00				10 SILVA SANDOVAL F Player IN <<----



## PLAY BY PLAY

文字比分播报

GBR 33 vs 24 BRA

Attendance: 8201

Game Time	GBR - Great Britain	Score	Lead	BRA - Brazil
10:00				9 PESSOA N Player IN <<----
10:00				8 NUNES I Player IN <<----
10:00				5 ROCA H Player IN <<----
10:00				Tap off situation, throw-in
09:38				6 SILVA E 2-Pts missed (2 out)
09:33				9 PESSOA N Offensive Rebound
09:33				9 PESSOA N 2 Pts paint missed (2 Out)
09:32				8 NUNES I Offensive Rebound
09:32		20-12	+8	8 NUNES I 2-Pts paint made (2 In)
09:19	10 JAMA A 2 Pts paint missed (2 Out)			
09:16				6 SILVA E Defensive Rebound
09:08		20-14	+6	8 NUNES I 2-Pts made (2 In)
08:46	9 POLLOCK J 2 Pts paint missed (2 Out)			
08:44				8 NUNES I Defensive Rebound
08:36	9 POLLOCK J Personal foul			
08:36				6 SILVA E Foul On
08:36	Time out			
08:36	10 JAMA A Player OUT ---->>			
08:36	6 HAYES K Player IN <<----			
08:36		20-15	+5	6 SILVA E Free Throw made (1 In)
08:36		20-16	+4	6 SILVA E Free Throw made (1 In)
08:19	8 MUNN S 2-Pts missed (2 out)			
08:16				10 SILVA SANDOVAL F Defensive Rebound
07:54				8 NUNES I 3-Pts missed (3 Out)
07:52	8 MUNN S Defensive Rebound			
07:42	8 MUNN S 2 Pts paint missed (2 Out)			
07:42				Defensive Rebound
07:23				6 SILVA E 2 Pts paint missed (2 Out)
07:23				Offensive Rebound
07:08				6 SILVA E 2-Pts missed (2 out)
07:05	7 BYWATER T Defensive Rebound			
06:44	7 BYWATER T 3-Pts missed (3 Out)			
06:44				Defensive Rebound
06:44	12 BLAKE A Player IN <<----			
06:44	14 HALL J Player IN <<----			
06:44	7 BYWATER T Player OUT ---->>			
06:44	6 HAYES K Player OUT ---->>			
06:25				8 NUNES I 2-Pts missed (2 out)
06:21				9 PESSOA N Offensive Rebound
06:14				9 PESSOA N 2-Pts missed (2 out)
06:06	8 MUNN S Defensive Rebound			
05:58				9 PESSOA N Personal foul



## PLAY BY PLAY

文字比分播报

GBR 33 vs 24 BRA

Attendance: 8201

Game Time	GBR - Great Britain	Score	Lead	BRA - Brazil
05:58	8 MUNN S Foul On			
05:58				14 ALEXANDRE S Player IN <<----
05:58				9 PESSOA N Player OUT ---->>
05:42	14 HALL J 2-Pts missed (2 out)			
05:40	13 FINBOW P Offensive Rebound			
05:23	9 POLLOCK J 2-Pts paint made (2 In)	22-16	+6	
05:14		22-18	+4	6 SILVA E 2-Pts paint made (2 In)
05:14				6 SILVA E Foul On
05:14	9 POLLOCK J Personal foul			
05:14		22-19	+3	6 SILVA E Free Throw made (1 In)
04:57	8 MUNN S 2 Pts paint missed (2 Out)			
04:56				8 NUNES I Defensive Rebound
04:36				6 SILVA E 3-Pts missed (3 Out)
04:34	8 MUNN S Defensive Rebound			
04:18	9 POLLOCK J 3-Pts missed (3 Out)			
04:17	14 HALL J Offensive Rebound			
04:17	14 HALL J 2-Pts paint made (2 In)	24-19	+5	
04:17	14 HALL J Foul On			
04:17				6 SILVA E Personal foul
04:17	14 HALL J Free Throw missed (1 Out)			
04:13	13 FINBOW P Offensive Rebound			
04:10	9 POLLOCK J Turnover			
04:10	15 OROGBEMI A Player IN <<----			
04:10	14 HALL J Player OUT ---->>			
03:50				8 NUNES I 3-Pts missed (3 Out)
03:46	8 MUNN S Defensive Rebound			
03:27	9 POLLOCK J 2-Pts made (2 In)	26-19	+7	
03:02				8 NUNES I 2-Pts missed (2 out)
03:00	8 MUNN S Defensive Rebound			
02:46	8 MUNN S 2-Pts paint made (2 In)	28-19	+9	
02:45	13 FINBOW P Assist			
02:24				8 NUNES I 3-Pts missed (3 Out)
02:21	13 FINBOW P Defensive Rebound			
02:05	8 MUNN S Foul On			
02:05				10 SILVA SANDOVAL F Personal foul
02:05				Time out
02:05	8 MUNN S Free Throw made (1 In)	29-19	+10	
02:05	8 MUNN S Free Throw made (1 In)	30-19	+11	
02:05				7 SILVA JM Player IN <<----
02:05				6 SILVA E Player OUT ---->>
02:05				10 SILVA SANDOVAL F Player OUT ---->>
02:05				12 LIMA E Player IN <<----



## PLAY BY PLAY

文字比分播报

GBR 33 vs 24 BRA

Attendance: 8201

Game Time	GBR - Great Britain	Score	Lead	BRA - Brazil
01:54		30-21	+9	12 LIMA E 2-Pts paint made (2 In)
01:32	8 MUNN S 2-Pts paint made (2 In)	32-21	+11	
01:31	13 FINBOW P Assist			
01:21				5 ROCA H Offensive foul
01:18				5 ROCA H Turnover
01:21	15 OROGBEMI A Foul On			
01:07	8 MUNN S 2 Pts paint missed (2 Out)			
01:05				14 ALEXANDRE S Defensive Rebound
01:05	12 BLAKE A Personal foul			
01:05				14 ALEXANDRE S Foul On
01:05	Time out			
01:05	7 BYWATER T Player IN <<----			
01:05	11 BYRNE M Player IN <<----			
01:05	8 MUNN S Player OUT ---->>			
00:51				12 LIMA E 2-Pts missed (2 out)
00:49	15 OROGBEMI A Defensive Rebound			
00:40	13 FINBOW P Player OUT ---->>			
00:38	9 POLLOCK J 3-Pts missed (3 Out)			
00:31				5 ROCA H Defensive Rebound
00:23		32-24	+8	14 ALEXANDRE S 3-Pts made (3 In)
00:09	15 OROGBEMI A Foul On			
00:09				12 LIMA E Personal foul
00:09	13 FINBOW P Player IN <<----			
00:09	11 BYRNE M Player OUT ---->>			
00:09	15 OROGBEMI A Free Throw made (1 In)	33-24	+9	
00:08	15 OROGBEMI A Free Throw missed (1 Out)			
00:04	7 BYWATER T Offensive Rebound			
00:00	7 BYWATER T 3-Pts missed (3 Out)			



## PLAY BY PLAY

文字比分播报

GBR 69 vs 53 BRA

Attendance: 8201

Scoring by 5 min intervals:		Q1		Q2		Q3		Q4	
GBR		9	20	22	33	42	47	56	69
BRA		4	10	19	24	33	40	46	53

### FIRST QUARTER

#### Quarter Starters:

GBR 7 BYWATER T	8 MUNN S	9 POLLOCK J	10 JAMA A	13 FINBOW P
BRA 4 SILVA JR	6 SILVA E	8 NUNES I	9 PESSOA N	12 LIMA E

Game Time	GBR - Great Britain	Score	Lead	BRA - Brazil
10:00	7 BYWATER T Player IN <<-----			
10:00	8 MUNN S Player IN <<-----			
10:00	9 POLLOCK J Player IN <<-----			
10:00	10 JAMA A Player IN <<-----			
10:00	13 FINBOW P Player IN <<-----			
10:00				4 SILVA JR Player IN <<-----
10:00				6 SILVA E Player IN <<-----
10:00				8 NUNES I Player IN <<-----
10:00				9 PESSOA N Player IN <<-----
10:00				12 LIMA E Player IN <<-----
10:00	8 MUNN S Tap off won			8 NUNES I Tap off lost
09:49	8 MUNN S 2-Pts paint made (2 In)	2-0	+2	
09:45	7 BYWATER T Assist			
09:34				6 SILVA E 2 Pts paint missed (2 Out)
09:32	7 BYWATER T Defensive Rebound			
09:08	9 POLLOCK J 2-Pts made (2 In)	4-0	+4	
08:57	8 MUNN S Personal foul			
08:57				8 NUNES I Foul On
08:57				4 SILVA JR Offensive foul
08:57				4 SILVA JR Turnover
08:57	7 BYWATER T Foul On			
08:40	8 MUNN S 2-Pts made (2 In)	6-0	+6	
08:21				12 LIMA E 2 Pts paint missed (2 Out)
08:19	9 POLLOCK J Defensive Rebound			
08:08	7 BYWATER T 2-Pts made (2 In)	8-0	+8	
07:50		8-2	+6	12 LIMA E 2-Pts made (2 In)
07:32	7 BYWATER T 2-Pts missed (2 out)			
07:26				8 NUNES I Defensive Rebound
07:18				8 NUNES I 3-Pts missed (3 Out)
07:16	8 MUNN S Defensive Rebound			
06:59	8 MUNN S 2-Pts missed (2 out)			
06:59	7 BYWATER T Offensive Rebound			
06:59				5 ROCA H Player IN <<-----
06:59				10 SILVA SANDOVAL F Player IN <<-----





## PLAY BY PLAY

文字比分播报

GBR 69 vs 53 BRA

Attendance: 8201

Game Time	GBR - Great Britain	Score	Lead	BRA - Brazil
06:59				4 SILVA JR Player OUT ---->>
06:59				12 LIMA E Player OUT ---->>
06:50	7 BYWATER T Foul On			
06:50				9 PESSOA N Personal foul
06:50	7 BYWATER T Free Throw made (1 In)	9-2	+7	
06:50	7 BYWATER T Free Throw missed (1 Out)			
06:47				6 SILVA E Defensive Rebound
06:31		9-4	+5	10 SILVA SANDOVAL F 2-Pts made (2 In)
06:01	8 MUNN S 2-Pts missed (2 out)			
05:58				8 NUNES I Defensive Rebound
05:48				8 NUNES I 3-Pts missed (3 Out)
05:47	7 BYWATER T Defensive Rebound			
05:34				6 SILVA E Blocked Shot
05:36	9 POLLOCK J 2 Pts paint missed (2 Out)			
05:34				10 SILVA SANDOVAL F Defensive Rebound
05:34	10 JAMA A Unsportmanlike foul			
05:34				8 NUNES I Foul On
05:34				8 NUNES I Free Throw missed (1 Out)
05:34				8 NUNES I Free Throw missed (1 Out)
05:23				8 NUNES I Turnover
05:23	8 MUNN S Steal			
05:03	13 FINBOW P 2-Pts missed (2 out)			
05:01				8 NUNES I Defensive Rebound
04:56				9 PESSOA N Fast Break
04:55		9-6	+3	9 PESSOA N 2-Pts paint made (2 In)
04:35	8 MUNN S 2-Pts made (2 In)	11-6	+5	
04:17		11-8	+3	9 PESSOA N 2-Pts paint made (2 In)
04:17				10 SILVA SANDOVAL F Assist
04:05				9 PESSOA N Personal foul
04:05	7 BYWATER T Foul On			
03:41	7 BYWATER T 2-Pts missed (2 out)			
03:39	7 BYWATER T Offensive Rebound			
03:31	10 JAMA A 2-Pts missed (2 out)			
03:31				6 SILVA E Personal foul
03:31	7 BYWATER T Foul On			
03:18	8 MUNN S 2-Pts paint made (2 In)	13-8	+5	
03:16	13 FINBOW P Assist			
02:57				10 SILVA SANDOVAL F 2 Pts paint missed (2 Out)
02:55				10 SILVA SANDOVAL F Offensive Rebound
02:47				9 PESSOA N 3-Pts missed (3 Out)
02:44	13 FINBOW P Defensive Rebound			
02:31	8 MUNN S Turnover			



## PLAY BY PLAY

文字比分播报

GBR 69 vs 53 BRA

Attendance: 8201

Game Time	GBR - Great Britain	Score	Lead	BRA - Brazil
02:08				10 SILVA SANDOVAL F 2-Pts missed (2 out)
02:06	7 BYWATER T Defensive Rebound			
01:48	7 BYWATER T 2-Pts made (2 In)	15-8	+7	
01:48	13 FINBOW P Assist			
01:48	4 BESTWICK J Player IN <<----			
01:48	7 BYWATER T Player OUT ---->>			
01:27				8 NUNES I 3-Pts missed (3 Out)
01:24	8 MUNN S Defensive Rebound			
01:16				8 NUNES I Personal foul
01:16	10 JAMA A Foul On			
01:16	7 BYWATER T Player IN <<----			
01:16	4 BESTWICK J Player OUT ---->>			
01:16	10 JAMA A Free Throw made (1 In)	16-8	+8	
01:16	10 JAMA A Free Throw made (1 In)	17-8	+9	
00:58				6 SILVA E 2 Pts paint missed (2 Out)
00:57	8 MUNN S Defensive Rebound			
00:56				10 SILVA SANDOVAL F Personal foul
00:56	7 BYWATER T Foul On			
00:56	7 BYWATER T Free Throw missed (1 Out)			
00:56	7 BYWATER T Free Throw made (1 In)	18-8	+10	
00:34				6 SILVA E 3-Pts missed (3 Out)
00:32	8 MUNN S Defensive Rebound			
00:15	7 BYWATER T 2-Pts paint made (2 In)	20-8	+12	
00:15	7 BYWATER T Foul On			
00:15				10 SILVA SANDOVAL F Personal foul
00:15	7 BYWATER T Free Throw missed (1 Out)			
00:14				Defensive Rebound
00:00		20-10	+10	9 PESSOA N 2-Pts paint made (2 In)
00:00				10 SILVA SANDOVAL F Assist

## SECOND QUARTER

### Quarter Starters:

GBR 8 MUNN S                      7 BYWATER T                      9 POLLOCK J                      10 JAMA A                      13 FINBOW P  
BRA 6 SILVA E                      10 SILVA SANDOVAL F                      9 PESSOA N                      8 NUNES I                      5 ROCA H

Game Time	GBR - Great Britain	Score	Lead	BRA - Brazil
10:00	8 MUNN S Player IN <<----			
10:00	7 BYWATER T Player IN <<----			
10:00	9 POLLOCK J Player IN <<----			
10:00	10 JAMA A Player IN <<----			
10:00	13 FINBOW P Player IN <<----			
10:00				6 SILVA E Player IN <<----
10:00				10 SILVA SANDOVAL F Player IN <<----



## PLAY BY PLAY

文字比分播报

GBR 69 vs 53 BRA

Attendance: 8201

Game Time	GBR - Great Britain	Score	Lead	BRA - Brazil
10:00				9 PESSOA N Player IN <<----
10:00				8 NUNES I Player IN <<----
10:00				5 ROCA H Player IN <<----
10:00				Tap off situation, throw-in
09:38				6 SILVA E 2-Pts missed (2 out)
09:33				9 PESSOA N Offensive Rebound
09:33				9 PESSOA N 2 Pts paint missed (2 Out)
09:32				8 NUNES I Offensive Rebound
09:32		20-12	+8	8 NUNES I 2-Pts paint made (2 In)
09:19	10 JAMA A 2 Pts paint missed (2 Out)			
09:16				6 SILVA E Defensive Rebound
09:08		20-14	+6	8 NUNES I 2-Pts made (2 In)
08:46	9 POLLOCK J 2 Pts paint missed (2 Out)			
08:44				8 NUNES I Defensive Rebound
08:36	9 POLLOCK J Personal foul			
08:36				6 SILVA E Foul On
08:36	Time out			
08:36	10 JAMA A Player OUT ---->>			
08:36	6 HAYES K Player IN <<----			
08:36		20-15	+5	6 SILVA E Free Throw made (1 In)
08:36		20-16	+4	6 SILVA E Free Throw made (1 In)
08:19	8 MUNN S 2-Pts missed (2 out)			
08:16				10 SILVA SANDOVAL F Defensive Rebound
07:54				8 NUNES I 3-Pts missed (3 Out)
07:52	8 MUNN S Defensive Rebound			
07:42	8 MUNN S 2 Pts paint missed (2 Out)			
07:42				Defensive Rebound
07:23				6 SILVA E 2 Pts paint missed (2 Out)
07:23				Offensive Rebound
07:08				6 SILVA E 2-Pts missed (2 out)
07:05	7 BYWATER T Defensive Rebound			
06:44	7 BYWATER T 3-Pts missed (3 Out)			
06:44				Defensive Rebound
06:44	12 BLAKE A Player IN <<----			
06:44	14 HALL J Player IN <<----			
06:44	7 BYWATER T Player OUT ---->>			
06:44	6 HAYES K Player OUT ---->>			
06:25				8 NUNES I 2-Pts missed (2 out)
06:21				9 PESSOA N Offensive Rebound
06:14				9 PESSOA N 2-Pts missed (2 out)
06:06	8 MUNN S Defensive Rebound			
05:58				9 PESSOA N Personal foul



## PLAY BY PLAY

文字比分播报

GBR 69 vs 53 BRA

Attendance: 8201

Game Time	GBR - Great Britain	Score	Lead	BRA - Brazil
05:58	8 MUNN S Foul On			
05:58				14 ALEXANDRE S Player IN <<----
05:58				9 PESSOA N Player OUT ---->>
05:42	14 HALL J 2-Pts missed (2 out)			
05:40	13 FINBOW P Offensive Rebound			
05:23	9 POLLOCK J 2-Pts paint made (2 In)	22-16	+6	
05:14		22-18	+4	6 SILVA E 2-Pts paint made (2 In)
05:14				6 SILVA E Foul On
05:14	9 POLLOCK J Personal foul			
05:14		22-19	+3	6 SILVA E Free Throw made (1 In)
04:57	8 MUNN S 2 Pts paint missed (2 Out)			
04:56				8 NUNES I Defensive Rebound
04:36				6 SILVA E 3-Pts missed (3 Out)
04:34	8 MUNN S Defensive Rebound			
04:18	9 POLLOCK J 3-Pts missed (3 Out)			
04:17	14 HALL J Offensive Rebound			
04:17	14 HALL J 2-Pts paint made (2 In)	24-19	+5	
04:17	14 HALL J Foul On			
04:17				6 SILVA E Personal foul
04:17	14 HALL J Free Throw missed (1 Out)			
04:13	13 FINBOW P Offensive Rebound			
04:10	9 POLLOCK J Turnover			
04:10	15 OROGBEMI A Player IN <<----			
04:10	14 HALL J Player OUT ---->>			
03:50				8 NUNES I 3-Pts missed (3 Out)
03:46	8 MUNN S Defensive Rebound			
03:27	9 POLLOCK J 2-Pts made (2 In)	26-19	+7	
03:02				8 NUNES I 2-Pts missed (2 out)
03:00	8 MUNN S Defensive Rebound			
02:46	8 MUNN S 2-Pts paint made (2 In)	28-19	+9	
02:45	13 FINBOW P Assist			
02:24				8 NUNES I 3-Pts missed (3 Out)
02:21	13 FINBOW P Defensive Rebound			
02:05	8 MUNN S Foul On			
02:05				10 SILVA SANDOVAL F Personal foul
02:05				Time out
02:05	8 MUNN S Free Throw made (1 In)	29-19	+10	
02:05	8 MUNN S Free Throw made (1 In)	30-19	+11	
02:05				7 SILVA JM Player IN <<----
02:05				6 SILVA E Player OUT ---->>
02:05				10 SILVA SANDOVAL F Player OUT ---->>
02:05				12 LIMA E Player IN <<----



## PLAY BY PLAY

文字比分播报

GBR 69 vs 53 BRA

Attendance: 8201

Game Time	GBR - Great Britain	Score	Lead	BRA - Brazil
01:54		30-21	+9	12 LIMA E 2-Pts paint made (2 In)
01:32	8 MUNN S 2-Pts paint made (2 In)	32-21	+11	
01:31	13 FINBOW P Assist			
01:21				5 ROCA H Offensive foul
01:18				5 ROCA H Turnover
01:21	15 OROGBEMI A Foul On			
01:07	8 MUNN S 2 Pts paint missed (2 Out)			
01:05				14 ALEXANDRE S Defensive Rebound
01:05	12 BLAKE A Personal foul			
01:05				14 ALEXANDRE S Foul On
01:05	Time out			
01:05	7 BYWATER T Player IN <<-----			
01:05	11 BYRNE M Player IN <<-----			
01:05	8 MUNN S Player OUT ----->>			
00:51				12 LIMA E 2-Pts missed (2 out)
00:49	15 OROGBEMI A Defensive Rebound			
00:40	13 FINBOW P Player OUT ----->>			
00:38	9 POLLOCK J 3-Pts missed (3 Out)			
00:31				5 ROCA H Defensive Rebound
00:23		32-24	+8	14 ALEXANDRE S 3-Pts made (3 In)
00:09	15 OROGBEMI A Foul On			
00:09				12 LIMA E Personal foul
00:09	13 FINBOW P Player IN <<-----			
00:09	11 BYRNE M Player OUT ----->>			
00:09	15 OROGBEMI A Free Throw made (1 In)	33-24	+9	
00:08	15 OROGBEMI A Free Throw missed (1 Out)			
00:04	7 BYWATER T Offensive Rebound			
00:00	7 BYWATER T 3-Pts missed (3 Out)			

### THIRD QUARTER

#### Quarter Starters:

GBR 7 BYWATER T      8 MUNN S      9 POLLOCK J      10 JAMA A      13 FINBOW P  
BRA 5 ROCA H      7 SILVA JM      8 NUNES I      14 ALEXANDRE S      12 LIMA E

Game Time	GBR - Great Britain	Score	Lead	BRA - Brazil
10:00	7 BYWATER T Player IN <<-----			
10:00	8 MUNN S Player IN <<-----			
10:00	9 POLLOCK J Player IN <<-----			
10:00	10 JAMA A Player IN <<-----			
10:00	13 FINBOW P Player IN <<-----			
10:00				5 ROCA H Player IN <<-----
10:00				7 SILVA JM Player IN <<-----
10:00				8 NUNES I Player IN <<-----



## PLAY BY PLAY

文字比分播报

GBR 69 vs 53 BRA

Attendance: 8201

Game Time	GBR - Great Britain	Score	Lead	BRA - Brazil
10:00				14 ALEXANDRE S Player IN <<----
10:00				12 LIMA E Player IN <<----
00:00	Tap off situation, throw-in			
09:54				14 ALEXANDRE S Personal foul
09:54	9 POLLOCK J Foul On			
09:46				12 LIMA E Personal foul
09:46	9 POLLOCK J Foul On			
09:38	10 JAMA A 2 Pts paint missed (2 Out)			
09:37				8 NUNES I Defensive Rebound
09:33	13 FINBOW P Personal foul			
09:33				7 SILVA JM Foul On
09:25				12 LIMA E 2 Pts paint missed (2 Out)
09:23	8 MUNN S Defensive Rebound			
09:07	7 BYWATER T 2-Pts made (2 In)	35-24	+11	
09:00	13 FINBOW P Assist			
08:50		35-26	+9	5 ROCA H 2-Pts paint made (2 In)
08:30	13 FINBOW P 2-Pts paint made (2 In)	37-26	+11	
08:29	9 POLLOCK J Assist			
08:06		37-29	+8	14 ALEXANDRE S 3-Pts made (3 In)
08:02				8 NUNES I Assist
07:53	8 MUNN S Turnover			
07:38	8 MUNN S Personal foul			
07:38				8 NUNES I Foul On
07:22		37-31	+6	8 NUNES I 2-Pts made (2 In)
07:05	8 MUNN S Offensive foul			
07:05	8 MUNN S Turnover			
07:05				8 NUNES I Foul On
06:56				12 LIMA E 3-Pts missed (3 Out)
06:54	8 MUNN S Defensive Rebound			
06:41	10 JAMA A 2-Pts paint made (2 In)	39-31	+8	
06:40	13 FINBOW P Assist			
06:22				7 SILVA JM 2 Pts paint missed (2 Out)
06:21	8 MUNN S Defensive Rebound			
06:18				5 ROCA H Personal foul
06:18	8 MUNN S Foul On			
06:08	7 BYWATER T Offensive foul			
06:08	7 BYWATER T Turnover			
06:08				14 ALEXANDRE S Foul On
05:57				7 SILVA JM Offensive foul
05:57				7 SILVA JM Turnover
05:56	8 MUNN S Foul On			
05:51	10 JAMA A Foul On			



## PLAY BY PLAY

文字比分播报

GBR 69 vs 53 BRA

Attendance: 8201

Game Time	GBR - Great Britain	Score	Lead	BRA - Brazil
05:51				5 ROCA H Personal foul
05:51	10 JAMA A Free Throw missed (1 Out)			
05:51	10 JAMA A Free Throw made (1 In)	40-31	+9	
05:44	10 JAMA A Personal foul			
05:44				8 NUNES I Foul On
05:44		40-32	+8	8 NUNES I Free Throw made (1 In)
05:44		40-33	+7	8 NUNES I Free Throw made (1 In)
05:44	12 BLAKE A Player IN <<----			
05:44	15 OROGBEMI A Player IN <<----			
05:44	10 JAMA A Player OUT ---->>			
05:44	7 BYWATER T Player OUT ---->>			
05:25	8 MUNN S 2-Pts made (2 In)	42-33	+9	
05:24	9 POLLOCK J Assist			
05:00				7 SILVA JM 2 Pts paint missed (2 Out)
04:58	12 BLAKE A Defensive Rebound			
04:39	15 OROGBEMI A 2 Pts paint missed (2 Out)			
04:38				8 NUNES I Defensive Rebound
04:34	15 OROGBEMI A Personal foul			
04:34				14 ALEXANDRE S Foul On
04:34				14 ALEXANDRE S Free Throw missed (1 Out)
04:33				14 ALEXANDRE S Free Throw missed (1 Out)
04:30	8 MUNN S Defensive Rebound			
04:15	12 BLAKE A Turnover			
03:52				7 SILVA JM 2-Pts missed (2 out)
03:50	13 FINBOW P Defensive Rebound			
03:43	9 POLLOCK J Foul On			
03:43				5 ROCA H Personal foul
03:43	9 POLLOCK J Free Throw missed (1 Out)			
03:43	9 POLLOCK J Free Throw made (1 In)	43-33	+10	
03:21		43-35	+8	12 LIMA E 2-Pts made (2 In)
03:03	13 FINBOW P 2 Pts paint missed (2 Out)			
03:02				7 SILVA JM Defensive Rebound
02:56	9 POLLOCK J Personal foul			
02:56				14 ALEXANDRE S Foul On
02:56				14 ALEXANDRE S Free Throw missed (1 Out)
02:55				14 ALEXANDRE S Free Throw missed (1 Out)
02:52	12 BLAKE A Defensive Rebound			
02:39	15 OROGBEMI A 2-Pts paint made (2 In)	45-35	+10	
02:18				14 ALEXANDRE S 3-Pts missed (3 Out)
02:16	8 MUNN S Defensive Rebound			
02:01				8 NUNES I Personal foul
02:01	8 MUNN S Foul On			



## PLAY BY PLAY

文字比分播报

GBR 69 vs 53 BRA

Attendance: 8201

Game Time	GBR - Great Britain	Score	Lead	BRA - Brazil
02:01	Time out			
02:01				6 SILVA E Player IN <<----
02:01				4 SILVA JR Player IN <<----
02:01				5 ROCA H Player OUT ---->>
02:01				7 SILVA JM Player OUT ---->>
02:01	8 MUNN S Free Throw made (1 In)	46-35	+11	
02:01	8 MUNN S Free Throw made (1 In)	47-35	+12	
01:43	12 BLAKE A Personal foul			
01:43				4 SILVA JR Foul On
01:43		47-36	+11	4 SILVA JR Free Throw made (1 In)
01:43				4 SILVA JR Free Throw missed (1 Out)
01:39	8 MUNN S Defensive Rebound			
01:35	13 FINBOW P Turnover			
01:24		47-38	+9	6 SILVA E 2-Pts paint made (2 In)
00:58	13 FINBOW P 2-Pts missed (2 out)			
00:54				8 NUNES I Defensive Rebound
00:49				12 LIMA E Fast Break
00:47		47-40	+7	12 LIMA E 2-Pts paint made (2 In)
00:26	13 FINBOW P Turnover			
00:26	10 JAMA A Player IN <<----			
00:26	7 BYWATER T Player IN <<----			
00:26	12 BLAKE A Player OUT ---->>			
00:26	15 OROGBEMI A Player OUT ---->>			
00:07				8 NUNES I 3-Pts missed (3 Out)
00:04	8 MUNN S Defensive Rebound			
00:00	8 MUNN S 3-Pts missed (3 Out)			

## FOURTH QUARTER

### Quarter Starters:

GBR

BRA

Game Time	GBR - Great Britain	Score	Lead	BRA - Brazil
10:00				4 SILVA JR Player IN <<----
10:00				14 ALEXANDRE S Player IN <<----
10:00				8 NUNES I Player IN <<----
10:00				6 SILVA E Player IN <<----
10:00	7 BYWATER T Player IN <<----			
10:00	8 MUNN S Player IN <<----			
10:00	9 POLLOCK J Player IN <<----			
10:00	10 JAMA A Player IN <<----			
10:00	13 FINBOW P Player IN <<----			
10:00				12 LIMA E Player IN <<----





## PLAY BY PLAY

文字比分播报

GBR 69 vs 53 BRA

Attendance: 8201

Game Time	GBR - Great Britain	Score	Lead	BRA - Brazil
09:53				Tap off situation, throw-in
09:45				14 ALEXANDRE S Turnover
09:36	8 MUNN S Foul On			
09:36				6 SILVA E Personal foul
09:10	8 MUNN S 2-Pts missed (2 out)			
09:08				6 SILVA E Defensive Rebound
09:01	9 POLLOCK J Personal foul			
09:01				12 LIMA E Foul On
08:44		47-42	+5	6 SILVA E 2-Pts made (2 In)
08:25	8 MUNN S Turnover			
08:25				6 SILVA E Steal
08:25				8 NUNES I Turnover
07:51	8 MUNN S 2-Pts missed (2 out)			
07:48	13 FINBOW P Offensive Rebound			
07:46	9 POLLOCK J Foul On			
07:46				12 LIMA E Personal foul
07:36	9 POLLOCK J 2-Pts missed (2 out)			
07:32	8 MUNN S Offensive Rebound			
07:32	8 MUNN S 2-Pts paint made (2 In)	49-42	+7	
07:11				8 NUNES I 3-Pts missed (3 Out)
07:05	8 MUNN S Defensive Rebound			
06:56	7 BYWATER T 2-Pts paint made (2 In)	51-42	+9	
06:56	12 BLAKE A Player IN <<----			
06:56	14 HALL J Player IN <<----			
06:56	7 BYWATER T Player OUT ---->>			
06:56	10 JAMA A Player OUT ---->>			
06:56				13 MIRANDO L Player IN <<----
06:56				8 NUNES I Player OUT ---->>
06:41		51-44	+7	13 MIRANDO L 2-Pts paint made (2 In)
06:37				12 LIMA E Assist
06:26				4 SILVA JR Personal foul
06:26	14 HALL J Foul On			
06:26	14 HALL J Free Throw missed (1 Out)			
06:26	14 HALL J Free Throw made (1 In)	52-44	+8	
06:13				13 MIRANDO L 2 Pts paint missed (2 Out)
06:11	12 BLAKE A Defensive Rebound			
06:02	8 MUNN S 2-Pts paint made (2 In)	54-44	+10	
06:00	9 POLLOCK J Assist			
05:46				14 ALEXANDRE S 3-Pts missed (3 Out)
05:46	Defensive Rebound			
05:36				12 LIMA E Personal foul
05:36	9 POLLOCK J Foul On			



## PLAY BY PLAY

文字比分播报

GBR 69 vs 53 BRA

Attendance: 8201

Game Time	GBR - Great Britain	Score	Lead	BRA - Brazil
05:27				14 ALEXANDRE S Unsportmanlike foul
05:27	8 MUNN S Foul On			
05:27				Time out
05:27	8 MUNN S Free Throw missed (1 Out)			
05:27	8 MUNN S Free Throw made (1 In)	55-44	+11	
05:23				4 SILVA JR Personal foul
05:23	14 HALL J Foul On			
05:23	14 HALL J Free Throw made (1 In)	56-44	+12	
05:23	14 HALL J Free Throw missed (1 Out)			
05:20				6 SILVA E Defensive Rebound
05:02		56-46	+10	13 MIRANDO L 2-Pts made (2 In)
05:00				12 LIMA E Assist
04:39	9 POLLOCK J 2-Pts missed (2 out)			
04:38				6 SILVA E Defensive Rebound
04:23		56-48	+8	13 MIRANDO L 2-Pts paint made (2 In)
04:21				12 LIMA E Assist
04:06	14 HALL J Foul On			
04:06				4 SILVA JR Personal foul
04:06	14 HALL J Free Throw missed (1 Out)			
04:06	14 HALL J Free Throw missed (1 Out)			
04:03	9 POLLOCK J Offensive Rebound			
03:58				14 ALEXANDRE S Personal foul
03:58	13 FINBOW P Foul On			
03:58	7 BYWATER T Player IN <<----			
03:58	10 JAMA A Player IN <<----			
03:58	12 BLAKE A Player OUT ---->>			
03:58	14 HALL J Player OUT ---->>			
03:58	13 FINBOW P Free Throw made (1 In)	57-48	+9	
03:58	13 FINBOW P Free Throw made (1 In)	58-48	+10	
03:47				12 LIMA E Foul On
03:47	13 FINBOW P Personal foul			
03:33				13 MIRANDO L 3-Pts missed (3 Out)
03:32	8 MUNN S Defensive Rebound			
03:23				13 MIRANDO L Personal foul
03:23	9 POLLOCK J Foul On			
03:23	9 POLLOCK J Free Throw made (1 In)	59-48	+11	
03:23	9 POLLOCK J Free Throw made (1 In)	60-48	+12	
03:08		60-50	+10	13 MIRANDO L 2-Pts paint made (2 In)
03:04				12 LIMA E Assist
03:01				4 SILVA JR Personal foul
03:01	10 JAMA A Foul On			
03:01				4 SILVA JR Player OUT ---->>



## PLAY BY PLAY

文字比分播报

GBR 69 vs 53 BRA

Attendance: 8201

Game Time	GBR - Great Britain	Score	Lead	BRA - Brazil
03:01				9 PESSOA N Player IN <<----
03:01				10 SILVA SANDOVAL F Player IN <<----
03:01				6 SILVA E Player OUT ---->>
03:01	10 JAMA A Free Throw missed (1 Out)			
03:01	10 JAMA A Free Throw made (1 In)	61-50	+11	
02:56	13 FINBOW P Personal foul			
02:56				13 MIRANDO L Foul On
02:44				10 SILVA SANDOVAL F 2-Pts missed (2 out)
02:44	7 BYWATER T Defensive Rebound			
02:44	7 BYWATER T Foul On			
02:44				10 SILVA SANDOVAL F Personal foul
02:44	7 BYWATER T Free Throw made (1 In)	62-50	+12	
02:44	7 BYWATER T Free Throw made (1 In)	63-50	+13	
02:44				8 NUNES I Player IN <<----
02:44				13 MIRANDO L Player OUT ---->>
02:25				8 NUNES I 3-Pts missed (3 Out)
02:23	7 BYWATER T Defensive Rebound			
02:16	7 BYWATER T 2-Pts paint made (2 In)	65-50	+15	
02:15	9 POLLOCK J Assist			
01:55				8 NUNES I 3-Pts missed (3 Out)
01:54	8 MUNN S Defensive Rebound			
01:40				10 SILVA SANDOVAL F Personal foul
01:40	8 MUNN S Foul On			
01:40				10 SILVA SANDOVAL F Player OUT ---->>
01:40				15 SILVA D Player IN <<----
01:40	13 FINBOW P Player OUT ---->>			
01:40	11 BYRNE M Player IN <<----			
01:40	8 MUNN S Free Throw made (1 In)	66-50	+16	
01:39	8 MUNN S Free Throw missed (1 Out)			
01:36	8 MUNN S Offensive Rebound			
01:27	8 MUNN S Foul On			
01:27				8 NUNES I Personal foul
01:27	10 JAMA A Player OUT ---->>			
01:27	9 POLLOCK J Player OUT ---->>			
01:27	6 HAYES K Player IN <<----			
01:27	15 OROGBEMI A Player IN <<----			
01:27	8 MUNN S Free Throw made (1 In)	67-50	+17	
01:27	8 MUNN S Free Throw made (1 In)	68-50	+18	
01:27	8 MUNN S Player OUT ---->>			
01:27	4 BESTWICK J Player IN <<----			
01:13				9 PESSOA N 2-Pts missed (2 out)
01:12	4 BESTWICK J Defensive Rebound			



## PLAY BY PLAY

文字比分播报

GBR 69 vs 53 BRA

Attendance: 8201

Game Time	GBR - Great Britain	Score	Lead	BRA - Brazil
01:02	4 BESTWICK J 2-Pts missed (2 out)			
00:56				8 NUNES I Defensive Rebound
00:54	15 OROGBEMI A Personal foul			
00:54				8 NUNES I Foul On
00:34				12 LIMA E 2 Pts paint missed (2 Out)
00:31				15 SILVA D Offensive Rebound
00:28				15 SILVA D 2 Pts paint missed (2 Out)
00:25	4 BESTWICK J Defensive Rebound			
00:25				9 PESSOA N Personal foul
00:25	15 OROGBEMI A Foul On			
00:25	15 OROGBEMI A Free Throw missed (1 Out)			
00:25	15 OROGBEMI A Free Throw made (1 In)	69-50	+19	
00:16		69-53	+16	8 NUNES I 3-Pts made (3 In)
00:01	7 BYWATER T 3-Pts missed (3 Out)			
00:00	15 OROGBEMI A Offensive Rebound			



## RESULTS

比赛成绩

### GBR 33 vs 24 BRA

Attendance: 8201

Referee: KINDERVATER Max (GER)  
Umpires: CALIGIURI Gabriele (AUS); KUERZI Bill (USA)

Commissioner: REHLING Detlef Klaus (GER)  
Classifier: LACHANCE Anne (CAN)

		Q1		Q2	
Scoring by 5 min intervals:	GBR	9	20	22	33
	BRA	4	10	19	24

#### GBR - GREAT BRITAIN

No.	Name	Sport Class	MIN	Field Goals		2 Points		3 Points		Free Throws		Rebounds			AS	TO	ST	BS	PF	FO	PTS
				M/A	%	M/A	%	M/A	%	M/A	%	OR	DR	TOT							
*7	BYWATER Terence	4.5	13:49	3/7	43	3/5	60	0/2	0	2/5	40	3	4	7	1					6	8
*8	MUNN Simon	4.0	18:55	6/12	50	6/12	50			2/2	100		9	9		1	1		1	2	14
*9	POLLOCK Jon (C)	2.5	20:00	3/7	43	3/5	60	0/2	0				1	1		1			2	6	
*10	JAMA Abdullah	1.0	11:24	0/2	0	0/2	0			2/2	100								1	1	2
*13	FINBOW Peter	2.0	19:29	0/1	0	0/1	0					2	2	4	4						0
4	BESTWICK Joseph	4.5	00:32																		0
5	BROWN Simon	2.0	00:00																		0
6	HAYES Kevin	1.0	01:52																		0
11	BYRNE Matthew	1.5	00:56																		0
12	BLAKE Andrew	2.5	06:44																1		0
14	HALL Jonathan	3.0	02:34	1/2	50	1/2	50			0/1	0	1	1						1	2	
15	OROGBEMI Ade	2.5	04:10							1/2	50		1	1						2	1
Team/Coach																					
<b>Totals</b>				13/31	42	13/27	48	0/4	0	7/12	58	6	17	23	5	2	1		5	12	33
<b>Coach</b>		TRESSEDER Bernard Murray																			
<b>Assistant Coach</b>		BHANIA Haj Singh									THOMAS Sinclair Richford										

#### BRA - BRAZIL

No.	Name	Sport Class	MIN	Field Goals		2 Points		3 Points		Free Throws		Rebounds			AS	TO	ST	BS	PF	FO	PTS
				M/A	%	M/A	%	M/A	%	M/A	%	OR	DR	TOT							
*4	SILVA Jose Ricardo (C)	1.5	03:01												1				1	0	
*6	SILVA Erick	3.5	17:55	1/8	13	1/6	17	0/2	0	3/3	100		2	2			1	2	2	5	
*8	NUNES Irio	4.5	20:00	2/10	20	2/4	50	0/6	0	0/2	0	1	5	6		1		1	2	4	
*9	PESSOA Nilton	2.0	14:02	3/6	50	3/5	60	0/1	0			2	2					3	6		
*12	LIMA Everaldo	2.5	05:06	2/4	50	2/4	50											1	4		
5	ROCA Heriberto	1.0	16:59									1	1		1			1	0		
7	SILVA Jose Marcos	4.0	02:05																0		
10	SILVA SANDOVAL Francisco	3.0	14:54	1/3	33	1/3	33					1	2	3	2			3	2		
11	SILVA JUNIOR Gelson	3.5	00:00																0		
13	MIRANDO Leandro	4.5	00:00																0		
14	ALEXANDRE Sergio	2.0	05:58	1/1	100			1/1	100				1	1					1	3	
15	SILVA Douglas	3.0	00:00																0		
Team/Coach																					
<b>Totals</b>				10/32	31	9/22	41	1/10	10	3/5	60	5	14	19	2	3		1	12	5	24
<b>Coach</b>		SILVA Itamar Luiz																			
<b>Assistant Coach</b>		SILVA SANTOS Sileno																			

	GBR	BRA
Points from Turnovers	2	0
Points in the Paint	14	12
Second Chance Points	6	4
Fast Break Points	0	2

	GBR	BRA
Biggest Lead	12	0
Biggest Scoring Run	9-0(20-8)	8-0(20-16)
Lead Changes	1	
Times Tied	0	

#### Legend:

%	Shooting Percentage	(C)	Captain	*	Starters	AS	Assists
BS	Blocked Shots	DR	Defensive Rebounds	FO	Fouls On	M/A	Made/Attempts
MIN	Minutes Played	OR	Offensive Rebounds	PF	Fouls	PTS	Points
Qx	Quarter Time	ST	Steals	TO	Turnovers	TOT	Total Rebounds



## RESULTS

比赛成绩

### GBR 69 vs 53 BRA

Attendance: 8201

Referee: KINDERVATER Max (GER)

Commissioner: REHLING Detlef Klaus (GER)

Umpires: CALIGIURI Gabriele (AUS); KUERZI Bill (USA)

Classifier: LACHANCE Anne (CAN)

		Q1		Q2		Q3		Q4	
Scoring by 5 min intervals:	GBR	9	20	22	33	42	47	56	69
	BRA	4	10	19	24	33	40	46	53

#### GBR - GREAT BRITAIN

No.	Name	Sport Class	MIN	Field Goals		2 Points		3 Points		Free Throws		Rebounds			AS	TO	ST	BS	PF	FO	PTS	
				M/A	%	M/A	%	M/A	%	M/A	%	OR	DR	TOT								
*7	BYWATER Terence	4.5	25:33	6/11	55	6/8	75	0/3	0	4/7	57	3	6	9	1	1			1	7	16	
*8	MUNN Simon	4.0	37:28	9/18	50	9/17	53	0/1	0	8/10	80	2	19	21		4	1		3	9	26	
*9	POLLOCK Jon (C)	2.5	38:33	3/9	33	3/7	43	0/2	0	3/4	75	1	1	2	4	1			4	6	9	
*10	JAMA Abdullah	1.0	21:41	1/4	25	1/4	25			4/6	67								2	3	6	
*13	FINBOW Peter	2.0	37:49	1/4	25	1/4	25			2/2	100	3	3	6	6	2			3	1	4	
4	BESTWICK Joseph	4.5	01:59	0/1	0	0/1	0						2	2							0	
5	BROWN Simon	2.0	00:00																		0	
6	HAYES Kevin	1.0	03:19																		0	
11	BYRNE Matthew	1.5	02:36																		0	
12	BLAKE Andrew	2.5	15:00										3	3		1			2		0	
14	HALL Jonathan	3.0	05:32	1/2	50	1/2	50			2/7	29	1		1					4		4	
15	OROGBEMI Ade	2.5	10:55	1/2	50	1/2	50			2/4	50	1	1	2					2	3	4	
Team/Coach																						
<b>Totals</b>				22/51	43	22/45	49	0/6	0	25/40	63	11	36	47	11	9	1			17	33	69
<b>Coach</b>		TRESIEDER Bernard Murray																				
<b>Assistant Coach</b>		BHANIA Haj Singh									THOMAS Sinclair Richford											

#### BRA - BRAZIL

No.	Name	Sport Class	MIN	Field Goals		2 Points		3 Points		Free Throws		Rebounds			AS	TO	ST	BS	PF	FO	PTS	
				M/A	%	M/A	%	M/A	%	M/A	%	OR	DR	TOT								
*4	SILVA Jose Ricardo (C)	1.5	12:01							1/2	50					1			5	1	1	
*6	SILVA Erick	3.5	26:55	3/10	30	3/8	38	0/2	0	3/3	100		5	5			1		3	2	9	
*8	NUNES Irio	4.5	35:48	4/16	25	3/5	60	1/11	9	2/4	50	1	9	10	1	2			3	6	11	
*9	PESSOA Nilton	2.0	17:03	3/7	43	3/6	50	0/1	0			2		2					4		6	
*12	LIMA Everaldo	2.5	25:06	4/9	44	4/8	50	0/1	0						4				4	2	8	
5	ROCA Heriberto	1.0	24:58	1/1	100	1/1	100						1	1		1			4		2	
7	SILVA Jose Marcos	4.0	10:04	0/3	0	0/3	0						1	1		1			1	1	0	
10	SILVA SANDOVAL Francisco	3.0	16:15	1/4	25	1/4	25					1	2	3	2				5		2	
11	SILVA JUNIOR Gelson	3.5	00:00																		0	
13	MIRANDO Leandro	4.5	04:12	4/6	67	4/5	80	0/1	0										1	1	8	
14	ALEXANDRE Sergio	2.0	25:58	2/4	50			2/4	50	0/4	0		1	1		1			3	4	6	
15	SILVA Douglas	3.0	01:40	0/1	0	0/1	0					1		1							0	
Team/Coach																						
<b>Totals</b>				22/61	36	19/41	46	3/20	15	6/13	46	6	22	28	7	6	1	1		33	17	53
<b>Coach</b>		SILVA Itamar Luiz																				
<b>Assistant Coach</b>		SILVA SANTOS Sileno																				

	GBR	BRA
Points from Turnovers	5	2
Points in the Paint	28	24
Second Chance Points	14	4
Fast Break Points	0	4

	GBR	BRA
Biggest Lead	19	0
Biggest Scoring Run	9-0(20-8)	8-0(20-16)
Lead Changes	1	
Times Tied	0	

#### Legend:

%	Shooting Percentage	(C)	Captain	*	Starters	AS	Assists
BS	Blocked Shots	DR	Defensive Rebounds	FO	Fouls On	M/A	Made/Attempts
MIN	Minutes Played	OR	Offensive Rebounds	OTx	Overtime	PF	Fouls
PTS	Points	Qx	Quarter Time	ST	Steals	TO	Turnovers
TOT	Total Rebounds						



## START LIST

首发名单

### ISR - GBR

**Referee:** WALLAART Edwin Frank (NED)  
**Umpires:** KANNO Eisuke (JPN); SAUNDERS Charles David (RSA)

**Commissioner:** de KNOCK Luc D H M (BEL)  
**Classifier:** RIBEIRO Maria Sonia (BRA)

#### ISR - Israel

No.	Name	Pos	Age	Sport Class	Current Games Statistics						
					PPG	FG%	3FG%	FT%	RPG	APG	MPG (GP)
4	SAR TOV Eyal	F	46	4.5	1.0	0		50	1.0		04:45 (1)
5	DROR Lior	C	34	4.5	15.8	59		33	8.3	1.8	27:02 (4)
6	OTTOLENGHI Ariel	G	45	2.0	1.0	17			0.3	1.5	07:11 (4)
7	FURMAN Ron	G	30	1.0	0.5	0		50	1.3		23:12 (4)
8	MEISHAR Dotan	F	39	4.0	17.0	47		72	13.0	1.3	33:19 (4)
9	ROZENBERG Roei	G	37	2.5	16.3	43	8	69	3.0	3.8	32:26 (4)
10	LEHRMAN Avraham	G	41	2.0	2.0	38			1.0	2.7	14:29 (3)
11	DOR Oon Igal Allon	F	24	4.5	2.3	33		33	2.3	0.3	08:15 (4)
12	HENDEL Liran	G	35	2.0	8.3	48	33	8	2.3	3.0	33:14 (4)
13	HAIM Shay-Refael	G	26	2.0	2.0	100					04:25 (1)
14	PHILIPPS Rotem (C)	F	36	4.0	3.0	45		50	4.0	0.8	10:10 (4)
15	DRAI David	G	37	1.0	0.0	0		0	0.8		11:57 (4)
Team			35.8		66.3	46	17	52	36.0	14.3	
<b>Coach</b>		PINTO Ari									
<b>Assistant Coach</b>		KLEIN Benyamin					ZAIDE Michael				

ISR Played		
PR	USA	53-76
PR	CHN	80-41
PR	BRA	73-60
PR	AUS	59-66

#### GBR - Great Britain

No.	Name	Pos	Age	Sport Class	Current Games Statistics						
					PPG	FG%	3FG%	FT%	RPG	APG	MPG (GP)
4	BESTWICK Joseph	F	23	4.5	7.3	38		45	7.0	0.5	21:19 (4)
5	BROWN Simon	G	22	2.0	0.0						05:39 (2)
6	HAYES Kevin	G	45	1.0	2.5	50		100	0.5		08:40 (4)
7	BYWATER Terence	F	25	4.5	6.7	43	0	40	5.3	0.7	16:32 (3)
8	MUNN Simon	F	40	4.0	12.0	48	0	100	7.3	0.3	17:02 (3)
9	POLLOCK Jon (C)	G	31	2.5	10.0	39	25	46	2.0	3.5	23:04 (4)
10	JAMA Abdillah	G	25	1.0	1.3	17		75	0.8		13:45 (4)
11	BYRNE Matthew	G	33	1.5	2.0	40	0		0.5		11:32 (2)
12	BLAKE Andrew	F	36	2.5	4.0	63		100	4.0		25:53 (3)
13	FINBOW Peter	G	33	2.0	2.3	40		50	2.3	1.5	16:45 (4)
14	HALL Jonathan	G	26	3.0	10.3	48	40	50	2.7	2.0	17:37 (3)
15	OROGBEMI Ade	G	30	2.5	3.7	25	0	21	2.3	1.7	18:53 (3)
Team			30.8		51.8	42	22	49	29.0	9.0	
<b>Coach</b>		TRESEDER Bernard Murray									
<b>Assistant Coach</b>		BHANIA Haj Singh					THOMAS Sinclair Richford				

GBR Played		
PR	CHN	81-34
PR	AUS	48-67
PR	USA	54-50
PR	BRA	24-19

**Legend:**

3FG%	3 Field Goals %	APG	Assists per Game	C	Centre	F	Forward
FG%	Field Goals %	FT%	Free Throws %	G	Guard	GP	Games Played
MPG	Minutes Played per Game	Pos	Playing Position	PPG	Points per Game	PR	Preliminary Round
RPG	Rebounds per Game						



## PLAY BY PLAY

文字比分播报

ISR 26 vs 41 GBR

Attendance: 1302

Scoring by 5 min intervals:

	Q1		Q2	
ISR	10	16	22	26
GBR	11	22	30	41

### FIRST QUARTER

#### Quarter Starters:

**ISR** 5 DROR L                      7 FURMAN R                      8 MEISHAR D                      9 ROZENBERG R                      12 HENDEL L  
**GBR** 7 BYWATER T                      8 MUNN S                      9 POLLOCK J                      10 JAMA A                      13 FINBOW P

Game Time	ISR - Israel	Score	Lead	GBR - Great Britain
10:00	5 DROR L Player IN <<----			
10:00	7 FURMAN R Player IN <<----			
10:00	8 MEISHAR D Player IN <<----			
10:00	9 ROZENBERG R Player IN <<----			
10:00	12 HENDEL L Player IN <<----			
10:00				7 BYWATER T Player IN <<----
10:00				8 MUNN S Player IN <<----
10:00				9 POLLOCK J Player IN <<----
10:00				10 JAMA A Player IN <<----
10:00				13 FINBOW P Player IN <<----
10:00	5 DROR L Tap off lost			8 MUNN S Tap off won
09:53		0-2	-2	7 BYWATER T 2-Pts paint made (2 In)
09:30	12 HENDEL L 2-Pts made (2 In)	2-2	0	
09:12		2-4	-2	8 MUNN S 2-Pts paint made (2 In)
09:10				9 POLLOCK J Assist
08:57	8 MEISHAR D 2-Pts paint made (2 In)	4-4	0	
08:55	5 DROR L Assist			
08:24				7 BYWATER T 2-Pts missed (2 out)
08:22	12 HENDEL L Defensive Rebound			
08:11	9 ROZENBERG R 2-Pts paint made (2 In)	6-4	+2	
08:08	12 HENDEL L Assist			
07:57		6-7	-1	9 POLLOCK J 3-Pts made (3 In)
07:39	8 MEISHAR D Turnover			
07:24				9 POLLOCK J 3-Pts missed (3 Out)
07:23	8 MEISHAR D Defensive Rebound			
07:18	9 ROZENBERG R Offensive foul			
07:18	9 ROZENBERG R Turnover			
07:18				8 MUNN S Foul On
07:18				8 MUNN S Steal
06:53				8 MUNN S 2-Pts missed (2 out)
06:50				9 POLLOCK J Offensive Rebound
06:47	9 ROZENBERG R Personal foul			
06:47				9 POLLOCK J Foul On
06:38		6-9	-3	7 BYWATER T 2-Pts paint made (2 In)





## PLAY BY PLAY

文字比分播报

ISR 26 vs 41 GBR

Attendance: 1302

Game Time	ISR - Israel	Score	Lead	GBR - Great Britain
06:36				10 JAMA A Assist
06:28				10 JAMA A Personal foul
06:28	8 MEISHAR D Foul On			
06:18	5 DROR L 2-Pts paint made (2 In)	8-9	-1	
06:15	9 ROZENBERG R Assist			
05:54				10 JAMA A 2-Pts missed (2 out)
05:52	5 DROR L Defensive Rebound			
05:35	8 MEISHAR D 2 Pts paint missed (2 Out)			
05:31	8 MEISHAR D Offensive Rebound			
05:31	8 MEISHAR D 2-Pts paint made (2 In)	10-9	+1	
05:11		10-11	-1	8 MUNN S 2-Pts paint made (2 In)
05:08				9 POLLOCK J Assist
04:52	9 ROZENBERG R 2-Pts missed (2 out)			
04:50				8 MUNN S Defensive Rebound
04:39		10-13	-3	10 JAMA A 2-Pts made (2 In)
04:36				9 POLLOCK J Assist
04:17	5 DROR L 2 Pts paint missed (2 Out)			
04:15				7 BYWATER T Defensive Rebound
04:04				9 POLLOCK J 2-Pts missed (2 out)
04:01	5 DROR L Defensive Rebound			
03:44	12 HENDEL L 2-Pts missed (2 out)			
03:41				8 MUNN S Defensive Rebound
03:23		10-15	-5	9 POLLOCK J 2-Pts made (2 In)
03:23	Time out			
03:06	5 DROR L 2 Pts paint missed (2 Out)			
03:04				8 MUNN S Defensive Rebound
02:54	7 FURMAN R Personal foul			
02:54				8 MUNN S Foul On
02:54		10-16	-6	8 MUNN S Free Throw made (1 In)
02:54		10-17	-7	8 MUNN S Free Throw made (1 In)
02:35	5 DROR L 2 Pts paint missed (2 Out)			
02:32	8 MEISHAR D Offensive Rebound			
02:32	8 MEISHAR D 2-Pts paint made (2 In)	12-17	-5	
02:23	12 HENDEL L Personal foul			
02:23				8 MUNN S Foul On
02:09		12-19	-7	10 JAMA A 2-Pts made (2 In)
02:07				9 POLLOCK J Assist
01:43	12 HENDEL L 2-Pts paint made (2 In)	14-19	-5	
01:40	5 DROR L Assist			
01:24		14-21	-7	9 POLLOCK J 2-Pts made (2 In)
01:07	9 ROZENBERG R 2 Pts paint missed (2 Out)			
01:05				8 MUNN S Defensive Rebound



## PLAY BY PLAY

文字比分播报

ISR 26 vs 41 GBR

Attendance: 1302

Game Time	ISR - Israel	Score	Lead	GBR - Great Britain
00:48				7 BYWATER T 2 Pts paint missed (2 Out)
00:46	9 ROZENBERG R Defensive Rebound			
00:36	8 MEISHAR D 2-Pts paint made (2 In)	16-21	-5	
00:33	9 ROZENBERG R Assist			
00:26	7 FURMAN R Personal foul			
00:26				10 JAMA A Foul On
00:26				10 JAMA A Free Throw missed (1 Out)
00:26		16-22	-6	10 JAMA A Free Throw made (1 In)
00:00	8 MEISHAR D 2-Pts missed (2 out)			
00:00				7 BYWATER T Defensive Rebound
00:00				7 BYWATER T 3-Pts missed (3 Out)

## SECOND QUARTER

### Quarter Starters:

ISR 8 MEISHAR D      10 LEHRMAN A      12 HENDEL L      14 PHILIPPS R      6 OTTOLENGHI A  
GBR 7 BYWATER T      8 MUNN S      9 POLLOCK J      10 JAMA A      13 FINBOW P

Game Time	ISR - Israel	Score	Lead	GBR - Great Britain
10:00				7 BYWATER T Player IN <<----
10:00				8 MUNN S Player IN <<----
10:00				9 POLLOCK J Player IN <<----
10:00				10 JAMA A Player IN <<----
10:00				13 FINBOW P Player IN <<----
10:00	8 MEISHAR D Player IN <<----			
10:00	10 LEHRMAN A Player IN <<----			
10:00	12 HENDEL L Player IN <<----			
10:00	14 PHILIPPS R Player IN <<----			
10:00	6 OTTOLENGHI A Player IN <<----			
10:00	6 OTTOLENGHI A Tap off situation, throw-in			
09:48	10 LEHRMAN A 2-Pts paint made (2 In)	18-22	-4	
09:45	14 PHILIPPS R Assist			
09:30				9 POLLOCK J 2-Pts missed (2 out)
09:28	8 MEISHAR D Defensive Rebound			
09:13	6 OTTOLENGHI A 2-Pts missed (2 out)			
09:11				8 MUNN S Defensive Rebound
08:55		18-24	-6	13 FINBOW P 2-Pts paint made (2 In)
08:53				9 POLLOCK J Assist
08:37	8 MEISHAR D 2-Pts paint made (2 In)	20-24	-4	
08:34	14 PHILIPPS R Assist			
08:21		20-26	-6	7 BYWATER T 2-Pts paint made (2 In)
08:04				8 MUNN S Steal
08:04	6 OTTOLENGHI A Turnover			
07:57	14 PHILIPPS R Personal foul			



## PLAY BY PLAY

文字比分播报

ISR 26 vs 41 GBR

Attendance: 1302

Game Time	ISR - Israel	Score	Lead	GBR - Great Britain
07:57				7 BYWATER T Foul On
07:44				7 BYWATER T 2-Pts missed (2 out)
07:40	10 LEHRMAN A Defensive Rebound			
07:17	10 LEHRMAN A 2 Pts paint missed (2 Out)			
07:15				8 MUNN S Defensive Rebound
07:05				10 JAMA A 2 Pts paint missed (2 Out)
07:03	14 PHILIPPS R Defensive Rebound			
06:43	10 LEHRMAN A 2-Pts missed (2 out)			
06:42				8 MUNN S Defensive Rebound
06:31		20-28	-8	8 MUNN S 2-Pts paint made (2 In)
06:31				9 POLLOCK J Assist
06:31	14 PHILIPPS R Personal foul			
06:31				8 MUNN S Foul On
06:31				10 JAMA A Player OUT ---->>
06:31				6 HAYES K Player IN <<----
06:31				8 MUNN S Free Throw missed (1 Out)
06:29				7 BYWATER T Offensive Rebound
06:23	8 MEISHAR D Personal foul			
06:23				8 MUNN S Foul On
06:13				9 POLLOCK J Turnover
05:52	12 HENDEL L 2-Pts missed (2 out)			
05:50				8 MUNN S Defensive Rebound
05:36				6 HAYES K 2 Pts paint missed (2 Out)
05:34	14 PHILIPPS R Defensive Rebound			
05:27	12 HENDEL L Fast Break			
05:27	12 HENDEL L 2-Pts paint made (2 In)	22-28	-6	
05:27	10 LEHRMAN A Player OUT ---->>			
05:27	9 ROZENBERG R Player IN <<----			
05:27	6 OTTOLENGHI A Player OUT ---->>			
05:27	11 DOR OIA Player IN <<----			
05:27	14 PHILIPPS R Player OUT ---->>			
05:27	7 FURMAN R Player IN <<----			
05:04		22-30	-8	7 BYWATER T 2-Pts made (2 In)
05:03				9 POLLOCK J Assist
04:40	9 ROZENBERG R 3-Pts missed (3 Out)			
04:37	11 DOR OIA Offensive Rebound			
04:34				9 POLLOCK J Steal
04:34	11 DOR OIA Turnover			
04:34	11 DOR OIA Personal foul			
04:34				13 FINBOW P Foul On
04:34				Time out
04:23	12 HENDEL L Personal foul			



## PLAY BY PLAY

文字比分播报

ISR 26 vs 41 GBR

Attendance: 1302

Game Time	ISR - Israel	Score	Lead	GBR - Great Britain
04:23				8 MUNN S Foul On
04:23		22-31	-9	8 MUNN S Free Throw made (1 In)
04:23				8 MUNN S Free Throw missed (1 Out)
04:21	9 ROZENBERG R Defensive Rebound			
04:21				8 MUNN S Personal foul
04:21	9 ROZENBERG R Foul On			
03:58	11 DOR OIA 2 Pts paint missed (2 Out)			
03:57				8 MUNN S Defensive Rebound
03:44				7 BYWATER T Fast Break
03:51		22-33	-11	7 BYWATER T 2-Pts paint made (2 In)
03:45				9 POLLOCK J Assist
03:31	9 ROZENBERG R 2-Pts made (2 In)	24-33	-9	
03:16		24-35	-11	6 HAYES K 2-Pts made (2 In)
03:16				13 FINBOW P Assist
02:57				8 MUNN S Blocked Shot
02:54	12 HENDEL L 2 Pts paint missed (2 Out)			
02:51				8 MUNN S Defensive Rebound
02:50	7 FURMAN R Personal foul			
02:50				9 POLLOCK J Foul On
02:50	Time out			
02:50	7 FURMAN R Player OUT ---->>			
02:50	5 DROR L Player IN <<----			
02:50	11 DOR OIA Player OUT ---->>			
02:50	15 DRAI D Player IN <<----			
02:50		24-36	-12	9 POLLOCK J Free Throw made (1 In)
02:50		24-37	-13	9 POLLOCK J Free Throw made (1 In)
02:34	12 HENDEL L 2-Pts paint made (2 In)	26-37	-11	
02:31	5 DROR L Assist			
02:10				9 POLLOCK J 3-Pts missed (3 Out)
02:09				7 BYWATER T Offensive Rebound
01:48		26-39	-13	7 BYWATER T 2-Pts made (2 In)
01:33	9 ROZENBERG R 2 Pts paint missed (2 Out)			
01:31				8 MUNN S Defensive Rebound
01:16				9 POLLOCK J 2-Pts missed (2 out)
01:14	8 MEISHAR D Defensive Rebound			
00:54	5 DROR L 2 Pts paint missed (2 Out)			
00:51	5 DROR L Offensive Rebound			
00:51	12 HENDEL L 2 Pts paint missed (2 Out)			
00:51	Offensive Rebound			
00:51				Time out
00:29	8 MEISHAR D 2-Pts missed (2 out)			
00:27				8 MUNN S Defensive Rebound



**PLAY BY PLAY**

文字比分播报

**ISR 26 vs 41 GBR**

**Attendance: 1302**

Game Time	ISR - Israel	Score	Lead	GBR - Great Britain
00:02		26-41	-15	8 MUNN S 2-Pts made (2 In)



## PLAY BY PLAY

文字比分播报

ISR 67 vs 82 GBR

Attendance: 1302

Scoring by 5 min intervals:		Q1		Q2		Q3		Q4	
ISR		10	16	22	26	33	42	53	67
GBR		11	22	30	41	51	62	66	82

### FIRST QUARTER

#### Quarter Starters:

ISR 5 DROR L	7 FURMAN R	8 MEISHAR D	9 ROZENBERG R	12 HENDEL L
GBR 7 BYWATER T	8 MUNN S	9 POLLOCK J	10 JAMA A	13 FINBOW P

Game Time	ISR - Israel	Score	Lead	GBR - Great Britain
10:00	5 DROR L Player IN <<----			
10:00	7 FURMAN R Player IN <<----			
10:00	8 MEISHAR D Player IN <<----			
10:00	9 ROZENBERG R Player IN <<----			
10:00	12 HENDEL L Player IN <<----			
10:00				7 BYWATER T Player IN <<----
10:00				8 MUNN S Player IN <<----
10:00				9 POLLOCK J Player IN <<----
10:00				10 JAMA A Player IN <<----
10:00				13 FINBOW P Player IN <<----
10:00	5 DROR L Tap off lost			8 MUNN S Tap off won
09:53		0-2	-2	7 BYWATER T 2-Pts paint made (2 In)
09:30	12 HENDEL L 2-Pts made (2 In)	2-2	0	
09:12		2-4	-2	8 MUNN S 2-Pts paint made (2 In)
09:10				9 POLLOCK J Assist
08:57	8 MEISHAR D 2-Pts paint made (2 In)	4-4	0	
08:55	5 DROR L Assist			
08:24				7 BYWATER T 2-Pts missed (2 out)
08:22	12 HENDEL L Defensive Rebound			
08:11	9 ROZENBERG R 2-Pts paint made (2 In)	6-4	+2	
08:08	12 HENDEL L Assist			
07:57		6-7	-1	9 POLLOCK J 3-Pts made (3 In)
07:39	8 MEISHAR D Turnover			
07:24				9 POLLOCK J 3-Pts missed (3 Out)
07:23	8 MEISHAR D Defensive Rebound			
07:18	9 ROZENBERG R Offensive foul			
07:18	9 ROZENBERG R Turnover			
07:18				8 MUNN S Foul On
07:18				8 MUNN S Steal
06:53				8 MUNN S 2-Pts missed (2 out)
06:50				9 POLLOCK J Offensive Rebound
06:47	9 ROZENBERG R Personal foul			
06:47				9 POLLOCK J Foul On
06:38		6-9	-3	7 BYWATER T 2-Pts paint made (2 In)



## PLAY BY PLAY

文字比分播报

ISR 67 vs 82 GBR

Attendance: 1302

Game Time	ISR - Israel	Score	Lead	GBR - Great Britain
06:36				10 JAMA A Assist
06:28				10 JAMA A Personal foul
06:28	8 MEISHAR D Foul On			
06:18	5 DROR L 2-Pts paint made (2 In)	8-9	-1	
06:15	9 ROZENBERG R Assist			
05:54				10 JAMA A 2-Pts missed (2 out)
05:52	5 DROR L Defensive Rebound			
05:35	8 MEISHAR D 2 Pts paint missed (2 Out)			
05:31	8 MEISHAR D Offensive Rebound			
05:31	8 MEISHAR D 2-Pts paint made (2 In)	10-9	+1	
05:11		10-11	-1	8 MUNN S 2-Pts paint made (2 In)
05:08				9 POLLOCK J Assist
04:52	9 ROZENBERG R 2-Pts missed (2 out)			
04:50				8 MUNN S Defensive Rebound
04:39		10-13	-3	10 JAMA A 2-Pts made (2 In)
04:36				9 POLLOCK J Assist
04:17	5 DROR L 2 Pts paint missed (2 Out)			
04:15				7 BYWATER T Defensive Rebound
04:04				9 POLLOCK J 2-Pts missed (2 out)
04:01	5 DROR L Defensive Rebound			
03:44	12 HENDEL L 2-Pts missed (2 out)			
03:41				8 MUNN S Defensive Rebound
03:23		10-15	-5	9 POLLOCK J 2-Pts made (2 In)
03:23	Time out			
03:06	5 DROR L 2 Pts paint missed (2 Out)			
03:04				8 MUNN S Defensive Rebound
02:54	7 FURMAN R Personal foul			
02:54				8 MUNN S Foul On
02:54		10-16	-6	8 MUNN S Free Throw made (1 In)
02:54		10-17	-7	8 MUNN S Free Throw made (1 In)
02:35	5 DROR L 2 Pts paint missed (2 Out)			
02:32	8 MEISHAR D Offensive Rebound			
02:32	8 MEISHAR D 2-Pts paint made (2 In)	12-17	-5	
02:23	12 HENDEL L Personal foul			
02:23				8 MUNN S Foul On
02:09		12-19	-7	10 JAMA A 2-Pts made (2 In)
02:07				9 POLLOCK J Assist
01:43	12 HENDEL L 2-Pts paint made (2 In)	14-19	-5	
01:40	5 DROR L Assist			
01:24		14-21	-7	9 POLLOCK J 2-Pts made (2 In)
01:07	9 ROZENBERG R 2 Pts paint missed (2 Out)			
01:05				8 MUNN S Defensive Rebound



## PLAY BY PLAY

文字比分播报

ISR 67 vs 82 GBR

Attendance: 1302

Game Time	ISR - Israel	Score	Lead	GBR - Great Britain
00:48				7 BYWATER T 2 Pts paint missed (2 Out)
00:46	9 ROZENBERG R Defensive Rebound			
00:36	8 MEISHAR D 2-Pts paint made (2 In)	16-21	-5	
00:33	9 ROZENBERG R Assist			
00:26	7 FURMAN R Personal foul			
00:26				10 JAMA A Foul On
00:26				10 JAMA A Free Throw missed (1 Out)
00:26		16-22	-6	10 JAMA A Free Throw made (1 In)
00:00	8 MEISHAR D 2-Pts missed (2 out)			
00:00				7 BYWATER T Defensive Rebound
00:00				7 BYWATER T 3-Pts missed (3 Out)

## SECOND QUARTER

### Quarter Starters:

ISR 8 MEISHAR D      10 LEHRMAN A      12 HENDEL L      14 PHILIPPS R      6 OTTOLENGHI A  
GBR 7 BYWATER T      8 MUNN S      9 POLLOCK J      10 JAMA A      13 FINBOW P

Game Time	ISR - Israel	Score	Lead	GBR - Great Britain
10:00				7 BYWATER T Player IN <<----
10:00				8 MUNN S Player IN <<----
10:00				9 POLLOCK J Player IN <<----
10:00				10 JAMA A Player IN <<----
10:00				13 FINBOW P Player IN <<----
10:00	8 MEISHAR D Player IN <<----			
10:00	10 LEHRMAN A Player IN <<----			
10:00	12 HENDEL L Player IN <<----			
10:00	14 PHILIPPS R Player IN <<----			
10:00	6 OTTOLENGHI A Player IN <<----			
10:00	6 OTTOLENGHI A Tap off situation, throw-in			
09:48	10 LEHRMAN A 2-Pts paint made (2 In)	18-22	-4	
09:45	14 PHILIPPS R Assist			
09:30				9 POLLOCK J 2-Pts missed (2 out)
09:28	8 MEISHAR D Defensive Rebound			
09:13	6 OTTOLENGHI A 2-Pts missed (2 out)			
09:11				8 MUNN S Defensive Rebound
08:55		18-24	-6	13 FINBOW P 2-Pts paint made (2 In)
08:53				9 POLLOCK J Assist
08:37	8 MEISHAR D 2-Pts paint made (2 In)	20-24	-4	
08:34	14 PHILIPPS R Assist			
08:21		20-26	-6	7 BYWATER T 2-Pts paint made (2 In)
08:04				8 MUNN S Steal
08:04	6 OTTOLENGHI A Turnover			
07:57	14 PHILIPPS R Personal foul			





## PLAY BY PLAY

文字比分播报

ISR 67 vs 82 GBR

Attendance: 1302

Game Time	ISR - Israel	Score	Lead	GBR - Great Britain
07:57				7 BYWATER T Foul On
07:44				7 BYWATER T 2-Pts missed (2 out)
07:40	10 LEHRMAN A Defensive Rebound			
07:17	10 LEHRMAN A 2 Pts paint missed (2 Out)			
07:15				8 MUNN S Defensive Rebound
07:05				10 JAMA A 2 Pts paint missed (2 Out)
07:03	14 PHILIPPS R Defensive Rebound			
06:43	10 LEHRMAN A 2-Pts missed (2 out)			
06:42				8 MUNN S Defensive Rebound
06:31		20-28	-8	8 MUNN S 2-Pts paint made (2 In)
06:31				9 POLLOCK J Assist
06:31	14 PHILIPPS R Personal foul			
06:31				8 MUNN S Foul On
06:31				10 JAMA A Player OUT ---->>
06:31				6 HAYES K Player IN <<----
06:31				8 MUNN S Free Throw missed (1 Out)
06:29				7 BYWATER T Offensive Rebound
06:23	8 MEISHAR D Personal foul			
06:23				8 MUNN S Foul On
06:13				9 POLLOCK J Turnover
05:52	12 HENDEL L 2-Pts missed (2 out)			
05:50				8 MUNN S Defensive Rebound
05:36				6 HAYES K 2 Pts paint missed (2 Out)
05:34	14 PHILIPPS R Defensive Rebound			
05:27	12 HENDEL L Fast Break			
05:27	12 HENDEL L 2-Pts paint made (2 In)	22-28	-6	
05:27	10 LEHRMAN A Player OUT ---->>			
05:27	9 ROZENBERG R Player IN <<----			
05:27	6 OTTOLENGHI A Player OUT ---->>			
05:27	11 DOR OIA Player IN <<----			
05:27	14 PHILIPPS R Player OUT ---->>			
05:27	7 FURMAN R Player IN <<----			
05:04		22-30	-8	7 BYWATER T 2-Pts made (2 In)
05:03				9 POLLOCK J Assist
04:40	9 ROZENBERG R 3-Pts missed (3 Out)			
04:37	11 DOR OIA Offensive Rebound			
04:34				9 POLLOCK J Steal
04:34	11 DOR OIA Turnover			
04:34	11 DOR OIA Personal foul			
04:34				13 FINBOW P Foul On
04:34				Time out
04:23	12 HENDEL L Personal foul			



## PLAY BY PLAY

文字比分播报

ISR 67 vs 82 GBR

Attendance: 1302

Game Time	ISR - Israel	Score	Lead	GBR - Great Britain
04:23				8 MUNN S Foul On
04:23		22-31	-9	8 MUNN S Free Throw made (1 In)
04:23				8 MUNN S Free Throw missed (1 Out)
04:21	9 ROZENBERG R Defensive Rebound			
04:21				8 MUNN S Personal foul
04:21	9 ROZENBERG R Foul On			
03:58	11 DOR OIA 2 Pts paint missed (2 Out)			
03:57				8 MUNN S Defensive Rebound
03:44				7 BYWATER T Fast Break
03:51		22-33	-11	7 BYWATER T 2-Pts paint made (2 In)
03:45				9 POLLOCK J Assist
03:31	9 ROZENBERG R 2-Pts made (2 In)	24-33	-9	
03:16		24-35	-11	6 HAYES K 2-Pts made (2 In)
03:16				13 FINBOW P Assist
02:57				8 MUNN S Blocked Shot
02:54	12 HENDEL L 2 Pts paint missed (2 Out)			
02:51				8 MUNN S Defensive Rebound
02:50	7 FURMAN R Personal foul			
02:50				9 POLLOCK J Foul On
02:50	Time out			
02:50	7 FURMAN R Player OUT ---->>			
02:50	5 DROR L Player IN <<----			
02:50	11 DOR OIA Player OUT ---->>			
02:50	15 DRAI D Player IN <<----			
02:50		24-36	-12	9 POLLOCK J Free Throw made (1 In)
02:50		24-37	-13	9 POLLOCK J Free Throw made (1 In)
02:34	12 HENDEL L 2-Pts paint made (2 In)	26-37	-11	
02:31	5 DROR L Assist			
02:10				9 POLLOCK J 3-Pts missed (3 Out)
02:09				7 BYWATER T Offensive Rebound
01:48		26-39	-13	7 BYWATER T 2-Pts made (2 In)
01:33	9 ROZENBERG R 2 Pts paint missed (2 Out)			
01:31				8 MUNN S Defensive Rebound
01:16				9 POLLOCK J 2-Pts missed (2 out)
01:14	8 MEISHAR D Defensive Rebound			
00:54	5 DROR L 2 Pts paint missed (2 Out)			
00:51	5 DROR L Offensive Rebound			
00:51	12 HENDEL L 2 Pts paint missed (2 Out)			
00:51	Offensive Rebound			
00:51				Time out
00:29	8 MEISHAR D 2-Pts missed (2 out)			
00:27				8 MUNN S Defensive Rebound



## PLAY BY PLAY

文字比分播报

ISR 67 vs 82 GBR

Attendance: 1302

Game Time	ISR - Israel	Score	Lead	GBR - Great Britain
00:02		26-41	-15	8 MUNN S 2-Pts made (2 In)

### THIRD QUARTER

#### Quarter Starters:

ISR 8 MEISHAR D      9 ROZENBERG R      12 HENDEL L      15 DRAI D      5 DROR L  
GBR 7 BYWATER T      8 MUNN S      9 POLLOCK J      10 JAMA A      13 FINBOW P

Game Time	ISR - Israel	Score	Lead	GBR - Great Britain
10:00				7 BYWATER T Player IN <<----
10:00				8 MUNN S Player IN <<----
10:00				9 POLLOCK J Player IN <<----
10:00				10 JAMA A Player IN <<----
10:00				13 FINBOW P Player IN <<----
10:00	8 MEISHAR D Player IN <<----			
10:00	9 ROZENBERG R Player IN <<----			
10:00	12 HENDEL L Player IN <<----			
10:00	15 DRAI D Player IN <<----			
10:00	5 DROR L Player IN <<----			
10:00				10 JAMA A Tap off situation, throw-in
09:51		26-44	-18	9 POLLOCK J 3-Pts made (3 In)
09:37	9 ROZENBERG R 3-Pts missed (3 Out)			
09:34	12 HENDEL L Offensive Rebound			
09:28	8 MEISHAR D Foul On			
09:28				13 FINBOW P Personal foul
09:28	8 MEISHAR D Free Throw missed (1 Out)			
09:28	8 MEISHAR D Free Throw made (1 In)	27-44	-17	
09:17				9 POLLOCK J Turnover
09:05	8 MEISHAR D 2 Pts paint missed (2 Out)			
09:03				8 MUNN S Defensive Rebound
08:47	12 HENDEL L Personal foul			
08:47				8 MUNN S Foul On
08:47	12 HENDEL L Player OUT ---->>			
08:47	10 LEHRMAN A Player IN <<----			
08:47		27-45	-18	8 MUNN S Free Throw made (1 In)
08:47				8 MUNN S Free Throw missed (1 Out)
08:43	8 MEISHAR D Defensive Rebound			
08:32	9 ROZENBERG R 2-Pts paint made (2 In)	29-45	-16	
08:31	10 LEHRMAN A Assist			
08:07		29-47	-18	10 JAMA A 2-Pts made (2 In)
08:05				9 POLLOCK J Assist
07:41	8 MEISHAR D 2 Pts paint missed (2 Out)			
07:38	5 DROR L Offensive Rebound			
07:38	5 DROR L 2 Pts paint missed (2 Out)			



## PLAY BY PLAY

文字比分播报

ISR 67 vs 82 GBR

Attendance: 1302

Game Time	ISR - Israel	Score	Lead	GBR - Great Britain
07:37				7 BYWATER T Defensive Rebound
07:17		29-49	-20	8 MUNN S 2-Pts paint made (2 In)
07:16				13 FINBOW P Assist
06:57	8 MEISHAR D 2 Pts paint missed (2 Out)			
06:53	8 MEISHAR D Offensive Rebound			
06:53	8 MEISHAR D 2-Pts paint made (2 In)	31-49	-18	
06:38	8 MEISHAR D Unsportmanlike foul			
06:38				9 POLLOCK J Foul On
06:38				9 POLLOCK J Free Throw missed (1 Out)
06:38				9 POLLOCK J Free Throw missed (1 Out)
06:19				8 MUNN S 2-Pts missed (2 out)
06:19	Defensive Rebound			
05:54	8 MEISHAR D 2-Pts paint made (2 In)	33-49	-16	
05:53	9 ROZENBERG R Assist			
05:45	8 MEISHAR D Personal foul			
05:45				7 BYWATER T Foul On
05:45				9 POLLOCK J Player OUT ---->>
05:45				15 OROGBEMI A Player IN <<----
05:45	8 MEISHAR D Player OUT ---->>			
05:45	14 PHILIPPS R Player IN <<----			
05:30		33-51	-18	10 JAMA A 2-Pts paint made (2 In)
05:08	10 LEHRMAN A 2-Pts missed (2 out)			
05:06				7 BYWATER T Defensive Rebound
04:46	5 DROR L Steal			
04:46				8 MUNN S Turnover
04:39				15 OROGBEMI A Personal foul
04:39	9 ROZENBERG R Foul On			
04:39	9 ROZENBERG R Free Throw made (1 In)	34-51	-17	
04:38	9 ROZENBERG R Free Throw missed (1 Out)			
04:38	14 PHILIPPS R Offensive Rebound			
04:38	14 PHILIPPS R Turnover			
04:38				15 OROGBEMI A Steal
04:33	15 DRAI D Personal foul			
04:33				8 MUNN S Foul On
04:33				15 OROGBEMI A Player OUT ---->>
04:33				9 POLLOCK J Player IN <<----
04:15		34-53	-19	8 MUNN S 2-Pts paint made (2 In)
04:14				9 POLLOCK J Assist
03:50				7 BYWATER T Steal
03:50	9 ROZENBERG R Turnover			
03:40		34-55	-21	8 MUNN S 2-Pts made (2 In)
03:39				9 POLLOCK J Assist



## PLAY BY PLAY

文字比分播报

ISR 67 vs 82 GBR

Attendance: 1302

Game Time	ISR - Israel	Score	Lead	GBR - Great Britain
03:29				10 JAMA A Personal foul
03:29	9 ROZENBERG R Foul On			
03:29	15 DRAI D Player OUT ---->>			
03:29	7 FURMAN R Player IN <<----			
03:29				13 FINBOW P Player OUT ---->>
03:29				10 JAMA A Player OUT ---->>
03:29				6 HAYES K Player IN <<----
03:29				5 BROWN S Player IN <<----
03:21	9 ROZENBERG R 3-Pts made (3 In)	37-55	-18	
02:55				9 POLLOCK J 2-Pts missed (2 out)
02:53	14 PHILIPPS R Defensive Rebound			
02:43	14 PHILIPPS R 2-Pts paint made (2 In)	39-55	-16	
02:43				Time out
02:20				9 POLLOCK J 2-Pts missed (2 out)
02:18				5 BROWN S Offensive Rebound
02:07				8 MUNN S 2 Pts paint missed (2 Out)
02:06				8 MUNN S Offensive Rebound
02:06		39-57	-18	8 MUNN S 2-Pts paint made (2 In)
02:06	10 LEHRMAN A Personal foul			
02:06				8 MUNN S Foul On
02:06				5 BROWN S Player OUT ---->>
02:06				13 FINBOW P Player IN <<----
02:06		39-58	-19	8 MUNN S Free Throw made (1 In)
01:49	5 DROR L 2 Pts paint missed (2 Out)			
01:47	14 PHILIPPS R Offensive Rebound			
01:47	14 PHILIPPS R 2 Pts paint missed (2 Out)			
01:46	Offensive Rebound			
01:46				7 BYWATER T Player OUT ---->>
01:46				4 BESTWICK J Player IN <<----
01:46	5 DROR L Player OUT ---->>			
01:46	7 FURMAN R Player OUT ---->>			
01:46	9 ROZENBERG R Player OUT ---->>			
01:46	8 MEISHAR D Player IN <<----			
01:46	12 HENDEL L Player IN <<----			
01:46	13 HAIM SR Player IN <<----			
01:46				6 HAYES K Player OUT ---->>
01:46				10 JAMA A Player IN <<----
01:43				8 MUNN S Personal foul
01:43	8 MEISHAR D Foul On			
01:43	8 MEISHAR D Free Throw missed (1 Out)			
01:43	8 MEISHAR D Free Throw made (1 In)	40-58	-18	
01:25	8 MEISHAR D Personal foul			



## PLAY BY PLAY

文字比分播报

ISR 67 vs 82 GBR

Attendance: 1302

Game Time	ISR - Israel	Score	Lead	GBR - Great Britain
01:25				10 JAMA A Foul On
01:25		40-59	-19	10 JAMA A Free Throw made (1 In)
01:25		40-60	-20	10 JAMA A Free Throw made (1 In)
01:09	14 PHILIPPS R 2-Pts paint made (2 In)	42-60	-18	
01:07	10 LEHRMAN A Assist			
00:59	13 HAIM SR Personal foul			
00:59				8 MUNN S Foul On
00:59		42-61	-19	8 MUNN S Free Throw made (1 In)
00:59		42-62	-20	8 MUNN S Free Throw made (1 In)
00:38	8 MEISHAR D 2 Pts paint missed (2 Out)			
00:36				8 MUNN S Defensive Rebound
00:26				9 POLLOCK J 2 Pts paint missed (2 Out)
00:24	14 PHILIPPS R Defensive Rebound			
00:20				4 BESTWICK J Personal foul
00:20	13 HAIM SR Foul On			
00:20	13 HAIM SR Free Throw missed (1 Out)			
00:19	13 HAIM SR Free Throw missed (1 Out)			
00:18	Offensive Rebound			
00:02	14 PHILIPPS R 2-Pts missed (2 out)			
00:00				8 MUNN S Defensive Rebound
00:00				9 POLLOCK J 3-Pts missed (3 Out)

## FOURTH QUARTER

### Quarter Starters:

ISR 5 DROR L                      7 FURMAN R                      9 ROZENBERG R                      12 HENDEL L                      14 PHILIPPS R  
GBR 7 BYWATER T                      8 MUNN S                      9 POLLOCK J                      10 JAMA A                      13 FINBOW P

Game Time	ISR - Israel	Score	Lead	GBR - Great Britain
10:00	5 DROR L Player IN <<----			
10:00	9 ROZENBERG R Player IN <<----			
10:00	12 HENDEL L Player IN <<----			
10:00	14 PHILIPPS R Player IN <<----			
10:00	7 FURMAN R Player IN <<----			
10:00				7 BYWATER T Player IN <<----
10:00				8 MUNN S Player IN <<----
10:00				9 POLLOCK J Player IN <<----
10:00				10 JAMA A Player IN <<----
10:00				13 FINBOW P Player IN <<----
10:00	9 ROZENBERG R Tap off situation, throw-in			
09:50	14 PHILIPPS R 2 Pts paint missed (2 Out)			
09:50	14 PHILIPPS R Offensive Rebound			
09:50				8 MUNN S Personal foul
09:50	14 PHILIPPS R Foul On			



## PLAY BY PLAY

文字比分播报

ISR 67 vs 82 GBR

Attendance: 1302

Game Time	ISR - Israel	Score	Lead	GBR - Great Britain
09:44	9 ROZENBERG R 3-Pts missed (3 Out)			
09:42	5 DROR L Offensive Rebound			
09:29	12 HENDEL L 2 Pts paint missed (2 Out)			
09:27				7 BYWATER T Defensive Rebound
09:14				9 POLLOCK J Fast Break
09:18		42-64	-22	9 POLLOCK J 2-Pts paint made (2 In)
09:16				7 BYWATER T Assist
09:06	12 HENDEL L 3-Pts missed (3 Out)			
09:02	14 PHILIPPS R Offensive Rebound			
08:59	5 DROR L 2 Pts paint missed (2 Out)			
08:56				8 MUNN S Defensive Rebound
08:56	7 FURMAN R Personal foul			
08:56				10 JAMA A Foul On
08:56				10 JAMA A Player OUT ---->>
08:56				6 HAYES K Player IN <<----
08:45		42-66	-24	9 POLLOCK J 2-Pts paint made (2 In)
08:44				8 MUNN S Assist
08:27	9 ROZENBERG R 3-Pts missed (3 Out)			
08:25	5 DROR L Offensive Rebound			
08:23	9 ROZENBERG R 3-Pts missed (3 Out)			
08:21				7 BYWATER T Defensive Rebound
08:07				13 FINBOW P 2 Pts paint missed (2 Out)
08:05	14 PHILIPPS R Defensive Rebound			
08:00	5 DROR L Offensive foul			
08:00	5 DROR L Turnover			
08:00				8 MUNN S Foul On
08:00				8 MUNN S Steal
08:00				8 MUNN S Player OUT ---->>
08:00				13 FINBOW P Player OUT ---->>
08:00				12 BLAKE A Player IN <<----
08:00				14 HALL J Player IN <<----
07:45				9 POLLOCK J 2-Pts missed (2 out)
07:43	14 PHILIPPS R Defensive Rebound			
07:29				7 BYWATER T Personal foul
07:29	5 DROR L Foul On			
07:29				9 POLLOCK J Player OUT ---->>
07:29				15 OROGBEMI A Player IN <<----
07:29	5 DROR L Free Throw made (1 In)	43-66	-23	
07:29	5 DROR L Free Throw made (1 In)	44-66	-22	
07:17				7 BYWATER T 2 Pts paint missed (2 Out)
07:15	14 PHILIPPS R Defensive Rebound			
07:05	9 ROZENBERG R Fast Break			



## PLAY BY PLAY

文字比分播报

ISR 67 vs 82 GBR

Attendance: 1302

Game Time	ISR - Israel	Score	Lead	GBR - Great Britain
07:10	9 ROZENBERG R 2-Pts paint made (2 In)	46-66	-20	
07:07	12 HENDEL L Assist			
06:43	14 PHILIPPS R Steal			
06:43				7 BYWATER T Turnover
06:37	9 ROZENBERG R Fast Break			
06:37	9 ROZENBERG R 2-Pts paint made (2 In)	48-66	-18	
06:37				Time out
06:12				12 BLAKE A 2 Pts paint missed (2 Out)
06:12	Defensive Rebound			
06:03	9 ROZENBERG R 3-Pts made (3 In)	51-66	-15	
06:00	12 HENDEL L Assist			
05:55				6 HAYES K Player OUT ---->>
05:55				12 BLAKE A Player OUT ---->>
05:55				14 HALL J Player OUT ---->>
05:55				15 OROGBEMI A Player OUT ---->>
05:55				9 POLLOCK J Player IN <<----
05:55				8 MUNN S Player IN <<----
05:55				10 JAMA A Player IN <<----
05:55				13 FINBOW P Player IN <<----
05:36				13 FINBOW P Turnover
05:25	5 DROR L 2-Pts made (2 In)	53-66	-13	
05:23	9 ROZENBERG R Assist			
04:52		53-68	-15	10 JAMA A 2-Pts made (2 In)
04:49				8 MUNN S Assist
04:31	5 DROR L 2-Pts missed (2 out)			
04:30				7 BYWATER T Defensive Rebound
04:07				7 BYWATER T 2-Pts missed (2 out)
04:06	12 HENDEL L Defensive Rebound			
03:59	12 HENDEL L 2-Pts paint made (2 In)	55-68	-13	
03:59				13 FINBOW P Personal foul
03:59	12 HENDEL L Foul On			
03:59	12 HENDEL L Free Throw missed (1 Out)			
03:55				9 POLLOCK J Defensive Rebound
03:44		55-70	-15	8 MUNN S 2-Pts paint made (2 In)
03:44				9 POLLOCK J Assist
03:44	14 PHILIPPS R Player OUT ---->>			
03:44	8 MEISHAR D Player IN <<----			
03:33	9 ROZENBERG R 3-Pts missed (3 Out)			
03:30				10 JAMA A Defensive Rebound
03:30				10 JAMA A Turnover
03:22				7 BYWATER T Personal foul
03:22	5 DROR L Foul On			





## PLAY BY PLAY

文字比分播报

ISR 67 vs 82 GBR

Attendance: 1302

Game Time	ISR - Israel	Score	Lead	GBR - Great Britain
03:22	5 DROR L Free Throw made (1 In)	56-70	-14	
03:22	5 DROR L Free Throw made (1 In)	57-70	-13	
03:10	7 FURMAN R Personal foul			
03:10				10 JAMA A Foul On
03:10	7 FURMAN R Player OUT ---->>			
03:10	15 DRAI D Player IN <<----			
03:01		57-72	-15	7 BYWATER T 2-Pts paint made (2 In)
03:01				9 POLLOCK J Assist
03:01	15 DRAI D Personal foul			
03:01				7 BYWATER T Foul On
03:01		57-73	-16	7 BYWATER T Free Throw made (1 In)
02:46	5 DROR L 2-Pts made (2 In)	59-73	-14	
02:44	9 ROZENBERG R Assist			
02:16	8 MEISHAR D Steal			
02:16				13 FINBOW P Turnover
02:08	5 DROR L 2-Pts paint made (2 In)	61-73	-12	
02:06	9 ROZENBERG R Assist			
01:56				10 JAMA A Fast Break
01:56		61-75	-14	10 JAMA A 2-Pts paint made (2 In)
01:56				8 MUNN S Assist
01:56	8 MEISHAR D Player OUT ---->>			
01:56	14 PHILIPPS R Player IN <<----			
01:45	12 HENDEL L 3-Pts made (3 In)	64-75	-11	
01:34				9 POLLOCK J Turnover
01:34	14 PHILIPPS R Steal			
01:34	Time out			
01:27	12 HENDEL L 3-Pts missed (3 Out)			
01:24				8 MUNN S Defensive Rebound
01:23	14 PHILIPPS R Personal foul			
01:23				9 POLLOCK J Foul On
01:23		64-76	-12	9 POLLOCK J Free Throw made (1 In)
01:23				9 POLLOCK J Free Throw missed (1 Out)
01:20	12 HENDEL L Defensive Rebound			
01:14	5 DROR L 3-Pts made (3 In)	67-76	-9	
01:14	12 HENDEL L Assist			
01:07	15 DRAI D Personal foul			
01:07				9 POLLOCK J Foul On
01:07		67-77	-10	9 POLLOCK J Free Throw made (1 In)
01:03		67-78	-11	9 POLLOCK J Free Throw made (1 In)
00:53	5 DROR L 2-Pts missed (2 out)			
00:53	Offensive Rebound			
00:49	14 PHILIPPS R 2-Pts missed (2 out)			



## PLAY BY PLAY

文字比分播报

ISR 67 vs 82 GBR

Attendance: 1302

Game Time	ISR - Israel	Score	Lead	GBR - Great Britain
00:48				8 MUNN S Defensive Rebound
00:40	12 HENDEL L Personal foul			
00:40				13 FINBOW P Foul On
00:40		67-79	-12	13 FINBOW P Free Throw made (1 In)
00:40		67-80	-13	13 FINBOW P Free Throw made (1 In)
00:32	9 ROZENBERG R 3-Pts missed (3 Out)			
00:30				8 MUNN S Defensive Rebound
00:24	5 DROR L Personal foul			
00:24				7 BYWATER T Foul On
00:24		67-81	-14	7 BYWATER T Free Throw made (1 In)
00:24		67-82	-15	7 BYWATER T Free Throw made (1 In)
00:24	Time out			
00:24				9 POLLOCK J Player OUT ---->>
00:24				8 MUNN S Player OUT ---->>
00:24				10 JAMA A Player OUT ---->>
00:24				6 HAYES K Player IN <<----
00:24				14 HALL J Player IN <<----
00:24				12 BLAKE A Player IN <<----
00:14	9 ROZENBERG R 3-Pts missed (3 Out)			
00:14				Offensive Rebound



## RESULTS

比赛成绩

### ISR 26 vs 41 GBR

Attendance: 1302

Referee: WALLAART Edwin Frank (NED)

Commissioner: de KNOCK Luc D H M (BEL)

Umpires: KANNO Eisuke (JPN); SAUNDERS Charles David (RSA)

Classifier: RIBEIRO Maria Sonia (BRA)

		Q1		Q2	
Scoring by 5 min intervals:	ISR	10	16	22	26
	GBR	11	22	30	41

#### ISR - ISRAEL

No.	Name	Sport Class	MIN	Field Goals		2 Points		3 Points		Free Throws		Rebounds			AS	TO	ST	BS	PF	FO	PTS	
				M/A	%	M/A	%	M/A	%	M/A	%	OR	DR	TOT								
*5	DROR Lior	4.5	12:50	1/5	20	1/5	20					1	2	3	3						2	
*7	FURMAN Ron	1.0	12:37																3		0	
*8	MEISHAR Dotan	4.0	20:00	5/8	63	5/8	63					2	3	5		1			1	1	10	
*9	ROZENBERG Roei	2.5	15:27	2/6	33	2/5	40	0/1	0				2	2	2	1			2	1	4	
*12	HENDEL Liran	2.0	20:00	4/8	50	4/8	50					1	1	1	1				2		8	
4	SAR TOV Eyal	4.5	00:00																		0	
6	OTTOLENGHI Ariel	2.0	04:33	0/1	0	0/1	0									1					0	
10	LEHRMAN Avraham	2.0	04:33	1/3	33	1/3	33						1	1							2	
11	DOR Oon Igal Allon	4.5	02:37	0/1	0	0/1	0					1		1		1			1		0	
13	HAIM Shay-Refael	2.0	00:00																		0	
14	PHILIPPS Rotem (C)	4.0	04:33										2	2	2				2		0	
15	DRAI David	1.0	02:50																		0	
Team/Coach																						
<b>Totals</b>				13/32	41	13/31	42	0/1	0			5	11	16	8	4				11	2	26
<b>Coach</b>		PINTO Ari																				
<b>Assistant Coach</b>		KLEIN Benyamin									ZAIDE Michael											

#### GBR - GREAT BRITAIN

No.	Name	Sport Class	MIN	Field Goals		2 Points		3 Points		Free Throws		Rebounds			AS	TO	ST	BS	PF	FO	PTS
				M/A	%	M/A	%	M/A	%	M/A	%	OR	DR	TOT							
*7	BYWATER Terence	4.5	20:00	6/10	60	6/9	67	0/1	0			2	2	4						1	12
*8	MUNN Simon	4.0	20:00	4/5	80	4/5	80			3/5	60		12	12			2	1	1	6	11
*9	POLLOCK Jon (C)	2.5	20:00	3/8	38	2/5	40	1/3	33	2/2	100	1		1	8	1	1			2	9
*10	JAMA Abdullah	1.0	13:29	2/4	50	2/4	50			1/2	50				1				1	1	5
*13	FINBOW Peter	2.0	20:00	1/1	100	1/1	100								1					1	2
4	BESTWICK Joseph	4.5	00:00																		0
5	BROWN Simon	2.0	00:00																		0
6	HAYES Kevin	1.0	06:31	1/2	50	1/2	50														2
11	BYRNE Matthew	1.5	00:00																		0
12	BLAKE Andrew	2.5	00:00																		0
14	HALL Jonathan	3.0	00:00																		0
15	ORGBEMI Ade	2.5	00:00																		0
Team/Coach																					
<b>Totals</b>				17/30	57	16/26	62	1/4	25	6/9	67	3	14	17	10	1	3	1	2	11	41
<b>Coach</b>		TRESSEDER Bernard Murray																			
<b>Assistant Coach</b>		BHANIA Haj Singh									THOMAS Sinclair Richford										

	ISR	GBR
Points from Turnovers	0	2
Points in the Paint	22	16
Second Chance Points	4	4
Fast Break Points	2	2

	ISR	GBR
Biggest Lead	2	15
Biggest Scoring Run	4-0(6-4)	8-0(10-17)
Lead Changes	4	
Times Tied	2	

#### Legend:

%	Shooting Percentage	(C)	Captain	*	Starters	AS	Assists
BS	Blocked Shots	DR	Defensive Rebounds	FO	Fouls On	M/A	Made/Attempts
MIN	Minutes Played	OR	Offensive Rebounds	PF	Fouls	PTS	Points
Qx	Quarter Time	ST	Steals	TO	Turnovers	TOT	Total Rebounds



## RESULTS

比赛成绩

### ISR 67 vs 82 GBR

Attendance: 1302

Referee: WALLAART Edwin Frank (NED)

Commissioner: de KNOCK Luc D H M (BEL)

Umpires: KANNO Eisuke (JPN); SAUNDERS Charles David (RSA)

Classifier: RIBEIRO Maria Sonia (BRA)

		Q1		Q2		Q3		Q4	
Scoring by 5 min intervals:	ISR	10	16	22	26	33	42	53	67
	GBR	11	22	30	41	51	62	66	82

#### ISR - ISRAEL

No.	Name	Sport Class	MIN	Field Goals		2 Points		3 Points		Free Throws		Rebounds			AS	TO	ST	BS	PF	FO	PTS
				M/A	%	M/A	%	M/A	%	M/A	%	OR	DR	TOT							
*5	DROR Lior	4.5	31:04	5/14	36	4/13	31	1/1	100	4/4	100	4	2	6	3	1	1		2	2	15
*7	FURMAN Ron	1.0	21:10																5		0
*8	MEISHAR Dotan	4.0	27:49	7/14	50	7/14	50			2/4	50	3	4	7		1	1		4	3	16
*9	ROZENBERG Roei	2.5	33:41	7/18	39	5/8	63	2/10	20	1/2	50		2	2	6	2			2	3	17
*12	HENDEL Liran	2.0	32:59	6/13	46	5/10	50	1/3	33	0/1	0	1	3	4	4				4	1	13
4	SAR TOV Eyal	4.5	00:00																		0
6	OTTOLENGHI Ariel	2.0	04:33	0/1	0	0/1	0								1						0
10	LEHRMAN Avraham	2.0	13:20	1/4	25	1/4	25						1	1	2				1		2
11	DOR Oon Igal Allon	4.5	02:37	0/1	0	0/1	0					1		1		1			1		0
13	HAIM Shay-Refael	2.0	01:46							0/2	0								1	1	0
14	PHILIPPS Rotem (C)	4.0	18:30	2/6	33	2/6	33					4	7	11	2	1	2		3	1	4
15	DRAI David	1.0	12:31																3		0
Team/Coach																					
<b>Totals</b>				28/71	39	24/57	42	4/14	29	7/13	54	17	21	38	17	7	4		26	11	67
<b>Coach</b>		PINTO Ari																			
<b>Assistant Coach</b>		KLEIN Benyamin						ZAIDE Michael													

#### GBR - GREAT BRITAIN

No.	Name	Sport Class	MIN	Field Goals		2 Points		3 Points		Free Throws		Rebounds			AS	TO	ST	BS	PF	FO	PTS
				M/A	%	M/A	%	M/A	%	M/A	%	OR	DR	TOT							
*7	BYWATER Terence	4.5	38:14	7/13	54	7/12	58	0/1	0	3/3	100	2	7	9	1	1	1		2	4	17
*8	MUNN Simon	4.0	37:31	9/12	75	9/12	75			7/10	70	1	19	20	3	1	3	1	3	11	25
*9	POLLOCK Jon (C)	2.5	36:50	6/16	38	4/11	36	2/5	40	5/8	63	1	1	2	13	3	1		5		19
*10	JAMA Abdullah	1.0	28:21	6/8	75	6/8	75			3/4	75		1	1	1	1			2	4	15
*13	FINBOW Peter	2.0	36:32	1/2	50	1/2	50			2/2	100				2	2			2	2	4
4	BESTWICK Joseph	4.5	01:46																1		0
5	BROWN Simon	2.0	01:23									1		1							0
6	HAYES Kevin	1.0	11:39	1/2	50	1/2	50														2
11	BYRNE Matthew	1.5	00:00																		0
12	BLAKE Andrew	2.5	02:29	0/1	0	0/1	0														0
14	HALL Jonathan	3.0	02:29																		0
15	OROGBEMI Ade	2.5	02:46													1			1		0
Team/Coach																					
<b>Totals</b>				30/54	56	28/48	58	2/6	33	20/27	74	6	28	34	20	8	6	1	11	26	82
<b>Coach</b>		TRESEDER Bernard Murray																			
<b>Assistant Coach</b>		BHANIA Haj Singh						THOMAS Sinclair Richford													

	ISR	GBR
Points from Turnovers	6	6
Points in the Paint	40	34
Second Chance Points	7	8
Fast Break Points	6	6

	ISR	GBR
Biggest Lead	2	24
Biggest Scoring Run	11-0(53-66)	8-0(10-17)
Lead Changes	4	
Times Tied	2	

#### Legend:

%	Shooting Percentage	(C)	Captain	*	Starters	AS	Assists
BS	Blocked Shots	DR	Defensive Rebounds	FO	Fouls On	M/A	Made/Attempts
MIN	Minutes Played	OR	Offensive Rebounds	OTx	Overtime	PF	Fouls
PTS	Points	Qx	Quarter Time	ST	Steals	TO	Turnovers
TOT	Total Rebounds						



## START LIST

首发名单

### CHN - BRA

**Referee:** HO Shuet Mei (SIN)  
**Umpires:** WALLAART Edwin Frank (NED); QUINTANA Matias (ARG)

**Commissioner:** VIVIERS Nico Maritz Malan (RSA)  
**Classifier:** LACHANCE Anne (CAN)

#### CHN - China

No.	Name	Pos	Age	Sport Class	Current Games Statistics						
					PPG	FG%	3FG%	FT%	RPG	APG	MPG (GP)
4	CHEN Guojun	C	24	4.0	4.0	42	0	67	4.7		15:31 (3)
5	HUANG Xunan	F	23	4.0	6.8	39	0	100	4.8	0.8	20:50 (4)
6	YANG Lei	C	25	3.5	5.5	27	0	40	3.8	0.5	25:26 (4)
7	ZHANG Lei	C	22	4.5	0.0						00:00 (0)
8	DING Hai	C	21	4.5	9.8	40	33	60	7.5	0.8	21:55 (4)
9	XU Hang	F	20	2.5	1.0	17			1.0		05:41 (2)
10	LIN Yin Hai	F	21	3.5	0.0						00:37 (1)
11	QU Huanjian	F	23	2.0	3.3	32		25	3.5	1.0	28:32 (4)
12	GUO Yandong	F/G	21	2.0	3.5	50			1.8	0.8	15:10 (4)
13	LI Pengcheng	G	27	2.0	2.5	18		100	1.5	3.0	25:58 (4)
14	CHEN Haijiang	G	32	2.0	3.5	27			2.5	2.0	33:45 (4)
15	CHEN Qi (C)	F/G	32	1.5	1.0	33			0.3	0.5	13:43 (4)
Team			24.3		39.3	33	14	62	29.5	9.3	
<b>Coach</b>		XU Yuansheng									
<b>Assistant Coach</b>		ZHAI Yongjun									

CHN Played		
PR	GBR	34-81
PR	ISR	41-80
PR	AUS	44-79
PR	USA	38-97

#### BRA - Brazil

No.	Name	Pos	Age	Sport Class	Current Games Statistics						
					PPG	FG%	3FG%	FT%	RPG	APG	MPG (GP)
4	SILVA Jose Ricardo (C)	G	32	1.5	0.5	50			0.3		07:46 (4)
5	ROCA Heriberto	G	28	1.0	2.0	50			0.8		18:24 (4)
6	SILVA Erick	C	29	3.5	12.8	55	20	72	3.3	0.8	21:39 (4)
7	SILVA Jose Marcos	C	38	4.0	1.0	0		50	0.5		03:42 (2)
8	NUNES Irio	G	28	4.5	11.3	36	14	33	6.0	2.5	25:08 (4)
9	PESSOA Nilton	G	32	2.0	4.0	39	0	100	1.0		25:20 (4)
10	SILVA SANDOVAL F	C	33	3.0	3.5	31		57	5.0	1.5	19:09 (4)
11	SILVA JUNIOR Gelson	F	28	3.5	0.0						01:32 (1)
12	LIMA Everaldo	G	35	2.5	7.3	43	0	75	2.5	1.3	16:54 (4)
13	MIRANDO Leandro	C	26	4.5	1.7	25	0	50	5.3	0.3	09:49 (3)
14	ALEXANDRE Sergio	F	26	2.0	4.0	21	29	57	0.3		17:11 (3)
15	SILVA Douglas	C	30	3.0	4.0	67		0	3.5	0.5	13:21 (2)
Team			30.4		48.0	40	15	58	25.0	6.5	
<b>Coach</b>		SILVA Itamar Luiz									
<b>Assistant Coach</b>		SILVA SANTOS Sileno									

BRA Played		
PR	AUS	72-73
PR	USA	41-87
PR	ISR	60-73
PR	GBR	19-24

**Legend:**

3FG%	3 Field Goals %	APG	Assists per Game	C	Centre	F	Forward
FG%	Field Goals %	FT%	Free Throws %	G	Guard	GP	Games Played
MPG	Minutes Played per Game	Pos	Playing Position	PPG	Points per Game	PR	Preliminary Round
RPG	Rebounds per Game						



## PLAY BY PLAY

文字比分播报

CHN 16 vs 33 BRA

Attendance: 9780

Scoring by 5 min intervals:

	Q1		Q2	
CHN	6	14	16	16
BRA	13	19	29	33

### FIRST QUARTER

#### Quarter Starters:

CHN 6 YANG L                      8 DING H                      11 QU H                      13 LI P                      14 CHEN H  
BRA 5 ROCA H                      7 SILVA JM                      9 PESSOA N                      12 LIMA E                      13 MIRANDO L

Game Time	CHN - China	Score	Lead	BRA - Brazil
10:00	6 YANG L Player IN <<----			
10:00	8 DING H Player IN <<----			
10:00	11 QU H Player IN <<----			
10:00	13 LI P Player IN <<----			
10:00	14 CHEN H Player IN <<----			
10:00				5 ROCA H Player IN <<----
10:00				7 SILVA JM Player IN <<----
10:00				9 PESSOA N Player IN <<----
10:00				12 LIMA E Player IN <<----
10:00				13 MIRANDO L Player IN <<----
10:00	6 YANG L Tap off lost			13 MIRANDO L Tap off won
09:43		0-2	-2	13 MIRANDO L 2-Pts paint made (2 In)
09:41				12 LIMA E Assist
09:27	14 CHEN H Turnover			
09:13				7 SILVA JM Turnover
09:13				7 SILVA JM Steal
09:13	8 DING H Turnover			
08:52				12 LIMA E 2 Pts paint missed (2 Out)
08:52	Defensive Rebound			
08:31	6 YANG L Turnover			
08:31				12 LIMA E Steal
08:31				13 MIRANDO L Turnover
08:18	6 YANG L Turnover			
08:05		0-4	-4	7 SILVA JM 2-Pts paint made (2 In)
08:03				12 LIMA E Assist
07:49	6 YANG L 2 Pts paint missed (2 Out)			
07:44				12 LIMA E Defensive Rebound
07:36		0-6	-6	13 MIRANDO L 2-Pts paint made (2 In)
07:34				12 LIMA E Assist
07:18	13 LI P 2-Pts missed (2 out)			
07:17				7 SILVA JM Defensive Rebound
07:07		0-8	-8	13 MIRANDO L 2-Pts paint made (2 In)
07:07				13 MIRANDO L Foul On
07:07	8 DING H Personal foul			



## PLAY BY PLAY

文字比分播报

CHN 16 vs 33 BRA

Attendance: 9780

Game Time	CHN - China	Score	Lead	BRA - Brazil
07:07	15 CHEN Q Player IN <<----			
07:07	13 LI P Player OUT ---->>			
07:07		0-9	-9	13 MIRANDO L Free Throw made (1 In)
06:56	8 DING H 2-Pts made (2 In)	2-9	-7	
06:54	6 YANG L Assist			
06:40		2-11	-9	12 LIMA E 2-Pts made (2 In)
06:20	6 YANG L 2-Pts made (2 In)	4-11	-7	
06:18	14 CHEN H Assist			
06:10	11 QU H Personal foul			
06:10				12 LIMA E Foul On
06:04				13 MIRANDO L 2 Pts paint missed (2 Out)
06:04	Defensive Rebound			
05:50	8 DING H 2-Pts missed (2 out)			
05:47				13 MIRANDO L Defensive Rebound
05:39	15 CHEN Q Personal foul			
05:39				13 MIRANDO L Foul On
05:30		4-13	-9	12 LIMA E 2-Pts made (2 In)
05:08	8 DING H 2-Pts paint made (2 In)	6-13	-7	
05:05	11 QU H Assist			
04:44		6-15	-9	9 PESSOA N 2-Pts paint made (2 In)
04:43				7 SILVA JM Assist
04:28	8 DING H 2-Pts missed (2 out)			
04:25				13 MIRANDO L Defensive Rebound
04:11				9 PESSOA N 2 Pts paint missed (2 Out)
04:10				13 MIRANDO L Offensive Rebound
04:01				7 SILVA JM 2-Pts missed (2 out)
03:59	14 CHEN H Defensive Rebound			
03:59	Time out			
03:43	6 YANG L 2 Pts paint missed (2 Out)			
03:38				13 MIRANDO L Defensive Rebound
03:32	6 YANG L Personal foul			
03:32				13 MIRANDO L Foul On
03:18				13 MIRANDO L 2 Pts paint missed (2 Out)
03:16	11 QU H Defensive Rebound			
03:05	8 DING H 2-Pts paint made (2 In)	8-15	-7	
02:42				5 ROCA H 2-Pts missed (2 out)
02:42	8 DING H Defensive Rebound			
02:42				7 SILVA JM Personal foul
02:42	14 CHEN H Foul On			
02:35	15 CHEN Q 2-Pts missed (2 out)			
02:33				13 MIRANDO L Defensive Rebound
02:21		8-17	-9	12 LIMA E 2-Pts made (2 In)



## PLAY BY PLAY

文字比分播报

CHN 16 vs 33 BRA

Attendance: 9780

Game Time	CHN - China	Score	Lead	BRA - Brazil
02:05	8 DING H 2-Pts made (2 In)	10-17	-7	
02:02	14 CHEN H Assist			
01:53	15 CHEN Q Personal foul			
01:53				12 LIMA E Foul On
01:53	15 CHEN Q Player OUT ---->>			
01:53	12 GUO Y Player IN <<----			
01:53		10-18	-8	12 LIMA E Free Throw made (1 In)
01:53		10-19	-9	12 LIMA E Free Throw made (1 In)
01:40	14 CHEN H Turnover			
01:40				13 MIRANDO L Steal
01:29				13 MIRANDO L 2 Pts paint missed (2 Out)
01:29				Offensive Rebound
01:19				12 LIMA E 2-Pts missed (2 out)
01:18	8 DING H Defensive Rebound			
00:59	6 YANG L 2-Pts missed (2 out)			
00:57				13 MIRANDO L Defensive Rebound
00:45				13 MIRANDO L 2 Pts paint missed (2 Out)
00:42	8 DING H Defensive Rebound			
00:33	8 DING H 2-Pts paint made (2 In)	12-19	-7	
00:11				13 MIRANDO L Turnover
00:01	6 YANG L 2-Pts made (2 In)	14-19	-5	
00:01	12 GUO Y Assist			

## SECOND QUARTER

### Quarter Starters:

CHN 14 CHEN H                      6 YANG L                      8 DING H                      11 QU H                      12 GUO Y  
BRA 5 ROCA H                      9 PESSOA N                      13 MIRANDO L                      12 LIMA E                      7 SILVA JM

Game Time	CHN - China	Score	Lead	BRA - Brazil
10:00				5 ROCA H Player IN <<----
10:00				9 PESSOA N Player IN <<----
10:00				13 MIRANDO L Player IN <<----
10:00				12 LIMA E Player IN <<----
10:00				7 SILVA JM Player IN <<----
10:00	14 CHEN H Player IN <<----			
10:00	6 YANG L Player IN <<----			
10:00	8 DING H Player IN <<----			
10:00	11 QU H Player IN <<----			
10:00	12 GUO Y Player IN <<----			
00:00	Tap off situation, throw-in			
09:48				7 SILVA JM Steal
09:48	8 DING H Turnover			
09:40				13 MIRANDO L 2 Pts paint missed (2 Out)





## PLAY BY PLAY

文字比分播报

CHN 16 vs 33 BRA

Attendance: 9780

Game Time	CHN - China	Score	Lead	BRA - Brazil
09:37				13 MIRANDO L Offensive Rebound
09:37				13 MIRANDO L 2 Pts paint missed (2 Out)
09:33	6 YANG L Defensive Rebound			
09:28	8 DING H Offensive foul			
09:28	8 DING H Turnover			
09:21				9 PESSOA N Foul On
09:10		14-21	-7	12 LIMA E 2-Pts made (2 In)
08:57	8 DING H 2-Pts missed (2 out)			
08:54				13 MIRANDO L Defensive Rebound
08:40				5 ROCA H 2-Pts missed (2 out)
08:39	6 YANG L Defensive Rebound			
08:27	6 YANG L 2 Pts paint missed (2 Out)			
08:26				13 MIRANDO L Defensive Rebound
08:05		14-23	-9	12 LIMA E 2-Pts made (2 In)
07:44	14 CHEN H 2-Pts missed (2 out)			
07:43	8 DING H Offensive Rebound			
07:40	8 DING H 2 Pts paint missed (2 Out)			
07:40				13 MIRANDO L Defensive Rebound
07:40				13 MIRANDO L Technical foul
07:40	12 GUO Y Player OUT ---->>			
07:40	13 LI P Player IN <<----			
07:40	8 DING H Free Throw made (1 In)	15-23	-8	
07:40	8 DING H Free Throw made (1 In)	16-23	-7	
07:28	14 CHEN H 2 Pts paint missed (2 Out)			
07:28				13 MIRANDO L Blocked Shot
07:28	Offensive Rebound			
07:23	6 YANG L 2-Pts missed (2 out)			
07:21				13 MIRANDO L Defensive Rebound
07:06		16-25	-9	12 LIMA E 2-Pts paint made (2 In)
06:48	11 QU H 2-Pts missed (2 out)			
06:48				Defensive Rebound
06:48	5 HUANG X Player IN <<----			
06:48	15 CHEN Q Player IN <<----			
06:48	6 YANG L Player OUT ---->>			
06:48	14 CHEN H Player OUT ---->>			
06:33				12 LIMA E 2-Pts missed (2 out)
06:33				Offensive Rebound
06:21		16-27	-11	12 LIMA E 2-Pts paint made (2 In)
06:12				9 PESSOA N Personal foul
06:12	8 DING H Foul On			
06:12	8 DING H Free Throw missed (1 Out)			
06:12	8 DING H Free Throw missed (1 Out)			



## PLAY BY PLAY

文字比分播报

CHN 16 vs 33 BRA

Attendance: 9780

Game Time	CHN - China	Score	Lead	BRA - Brazil
06:09				13 MIRANDO L Defensive Rebound
05:51				12 LIMA E 2-Pts missed (2 out)
05:50	8 DING H Defensive Rebound			
05:46	13 LI P Turnover			
05:26		16-29	-13	13 MIRANDO L 2-Pts paint made (2 In)
05:23				9 PESSOA N Assist
05:10				12 LIMA E Personal foul
05:10	5 HUANG X Foul On			
05:10	13 LI P Player OUT ---->>			
05:10	14 CHEN H Player IN <<----			
05:07	5 HUANG X 2-Pts missed (2 out)			
05:07	8 DING H Offensive Rebound			
04:55	8 DING H 2-Pts missed (2 out)			
04:52				12 LIMA E Defensive Rebound
04:35		16-31	-15	13 MIRANDO L 2-Pts paint made (2 In)
04:32				9 PESSOA N Assist
04:05	8 DING H 2-Pts missed (2 out)			
04:03	14 CHEN H Offensive Rebound			
03:52	8 DING H 2 Pts paint missed (2 Out)			
03:52				7 SILVA JM Defensive Rebound
03:52				4 SILVA JR Player IN <<----
03:52				11 SILVA JUNIOR G Player IN <<----
03:52				5 ROCA H Player OUT ---->>
03:52				7 SILVA JM Player OUT ---->>
03:32				12 LIMA E 2-Pts missed (2 out)
03:32				Offensive Rebound
03:32	6 YANG L Player IN <<----			
03:32	9 XU H Player IN <<----			
03:32	8 DING H Player OUT ---->>			
03:32	15 CHEN Q Player OUT ---->>			
03:14				12 LIMA E 2-Pts missed (2 out)
03:11				13 MIRANDO L Offensive Rebound
03:02				13 MIRANDO L 2 Pts paint missed (2 Out)
03:02	Defensive Rebound			
03:02	Time out			
02:49	5 HUANG X Turnover			
02:42	9 XU H Personal foul			
02:42				12 LIMA E Foul On
02:31	9 XU H Technical foul			
02:31				13 MIRANDO L Free Throw missed (1 Out)
02:31				13 MIRANDO L Free Throw missed (1 Out)
02:24	9 XU H Personal foul			



## PLAY BY PLAY

文字比分播报

CHN 16 vs 33 BRA

Attendance: 9780

Game Time	CHN - China	Score	Lead	BRA - Brazil
02:24				12 LIMA E Foul On
02:24	12 GUO Y Player IN <<----			
02:24	9 XU H Player OUT ---->>			
02:14				12 LIMA E 2-Pts missed (2 out)
02:13	6 YANG L Defensive Rebound			
02:09	6 YANG L 2-Pts missed (2 out)			
02:09				4 SILVA JR Defensive Rebound
02:04	4 CHEN G Player IN <<----			
02:04	6 YANG L Player OUT ---->>			
01:55		16-33	-17	12 LIMA E 2-Pts paint made (2 In)
01:42	11 QU H 2 Pts paint missed (2 Out)			
01:42	4 CHEN G Offensive Rebound			
01:42	4 CHEN G Turnover			
01:24				11 SILVA JUNIOR G 2 Pts paint missed (2 Out)
01:23	11 QU H Defensive Rebound			
01:23	5 HUANG X Offensive foul			
01:23	5 HUANG X Turnover			
01:23				12 LIMA E Foul On
01:02				9 PESSOA N 2 Pts paint missed (2 Out)
00:59				9 PESSOA N Offensive Rebound
00:44				9 PESSOA N 2-Pts missed (2 out)
00:42	14 CHEN H Defensive Rebound			
00:35				13 MIRANDO L Personal foul
00:35	4 CHEN G Foul On			
00:22	14 CHEN H 2-Pts missed (2 out)			
00:19				13 MIRANDO L Defensive Rebound
00:06				13 MIRANDO L 2-Pts missed (2 out)
00:04	11 QU H Defensive Rebound			



## PLAY BY PLAY

文字比分播报

CHN 46 vs 65 BRA

Attendance: 9780

Scoring by 5 min intervals:		Q1		Q2		Q3		Q4	
CHN		6	14	16	16	24	32	36	46
BRA		13	19	29	33	40	46	58	65

### FIRST QUARTER

#### Quarter Starters:

CHN 6 YANG L                      8 DING H                      11 QU H                      13 LI P                      14 CHEN H  
BRA 5 ROCA H                      7 SILVA JM                      9 PESSOA N                      12 LIMA E                      13 MIRANDO L

Game Time	CHN - China	Score	Lead	BRA - Brazil
10:00	6 YANG L Player IN <<----			
10:00	8 DING H Player IN <<----			
10:00	11 QU H Player IN <<----			
10:00	13 LI P Player IN <<----			
10:00	14 CHEN H Player IN <<----			
10:00				5 ROCA H Player IN <<----
10:00				7 SILVA JM Player IN <<----
10:00				9 PESSOA N Player IN <<----
10:00				12 LIMA E Player IN <<----
10:00				13 MIRANDO L Player IN <<----
10:00	6 YANG L Tap off lost			13 MIRANDO L Tap off won
09:43		0-2	-2	13 MIRANDO L 2-Pts paint made (2 In)
09:41				12 LIMA E Assist
09:27	14 CHEN H Turnover			
09:13				7 SILVA JM Turnover
09:13				7 SILVA JM Steal
09:13	8 DING H Turnover			
08:52				12 LIMA E 2 Pts paint missed (2 Out)
08:52	Defensive Rebound			
08:31	6 YANG L Turnover			
08:31				12 LIMA E Steal
08:31				13 MIRANDO L Turnover
08:18	6 YANG L Turnover			
08:05		0-4	-4	7 SILVA JM 2-Pts paint made (2 In)
08:03				12 LIMA E Assist
07:49	6 YANG L 2 Pts paint missed (2 Out)			
07:44				12 LIMA E Defensive Rebound
07:36		0-6	-6	13 MIRANDO L 2-Pts paint made (2 In)
07:34				12 LIMA E Assist
07:18	13 LI P 2-Pts missed (2 out)			
07:17				7 SILVA JM Defensive Rebound
07:07		0-8	-8	13 MIRANDO L 2-Pts paint made (2 In)
07:07				13 MIRANDO L Foul On
07:07	8 DING H Personal foul			



## PLAY BY PLAY

文字比分播报

CHN 46 vs 65 BRA

Attendance: 9780

Game Time	CHN - China	Score	Lead	BRA - Brazil
07:07	15 CHEN Q Player IN <<----			
07:07	13 LI P Player OUT ---->>			
07:07		0-9	-9	13 MIRANDO L Free Throw made (1 In)
06:56	8 DING H 2-Pts made (2 In)	2-9	-7	
06:54	6 YANG L Assist			
06:40		2-11	-9	12 LIMA E 2-Pts made (2 In)
06:20	6 YANG L 2-Pts made (2 In)	4-11	-7	
06:18	14 CHEN H Assist			
06:10	11 QU H Personal foul			
06:10				12 LIMA E Foul On
06:04				13 MIRANDO L 2 Pts paint missed (2 Out)
06:04	Defensive Rebound			
05:50	8 DING H 2-Pts missed (2 out)			
05:47				13 MIRANDO L Defensive Rebound
05:39	15 CHEN Q Personal foul			
05:39				13 MIRANDO L Foul On
05:30		4-13	-9	12 LIMA E 2-Pts made (2 In)
05:08	8 DING H 2-Pts paint made (2 In)	6-13	-7	
05:05	11 QU H Assist			
04:44		6-15	-9	9 PESSOA N 2-Pts paint made (2 In)
04:43				7 SILVA JM Assist
04:28	8 DING H 2-Pts missed (2 out)			
04:25				13 MIRANDO L Defensive Rebound
04:11				9 PESSOA N 2 Pts paint missed (2 Out)
04:10				13 MIRANDO L Offensive Rebound
04:01				7 SILVA JM 2-Pts missed (2 out)
03:59	14 CHEN H Defensive Rebound			
03:59	Time out			
03:43	6 YANG L 2 Pts paint missed (2 Out)			
03:38				13 MIRANDO L Defensive Rebound
03:32	6 YANG L Personal foul			
03:32				13 MIRANDO L Foul On
03:18				13 MIRANDO L 2 Pts paint missed (2 Out)
03:16	11 QU H Defensive Rebound			
03:05	8 DING H 2-Pts paint made (2 In)	8-15	-7	
02:42				5 ROCA H 2-Pts missed (2 out)
02:42	8 DING H Defensive Rebound			
02:42				7 SILVA JM Personal foul
02:42	14 CHEN H Foul On			
02:35	15 CHEN Q 2-Pts missed (2 out)			
02:33				13 MIRANDO L Defensive Rebound
02:21		8-17	-9	12 LIMA E 2-Pts made (2 In)



## PLAY BY PLAY

文字比分播报

CHN 46 vs 65 BRA

Attendance: 9780

Game Time	CHN - China	Score	Lead	BRA - Brazil
02:05	8 DING H 2-Pts made (2 In)	10-17	-7	
02:02	14 CHEN H Assist			
01:53	15 CHEN Q Personal foul			
01:53				12 LIMA E Foul On
01:53	15 CHEN Q Player OUT ---->>			
01:53	12 GUO Y Player IN <<----			
01:53		10-18	-8	12 LIMA E Free Throw made (1 In)
01:53		10-19	-9	12 LIMA E Free Throw made (1 In)
01:40	14 CHEN H Turnover			
01:40				13 MIRANDO L Steal
01:29				13 MIRANDO L 2 Pts paint missed (2 Out)
01:29				Offensive Rebound
01:19				12 LIMA E 2-Pts missed (2 out)
01:18	8 DING H Defensive Rebound			
00:59	6 YANG L 2-Pts missed (2 out)			
00:57				13 MIRANDO L Defensive Rebound
00:45				13 MIRANDO L 2 Pts paint missed (2 Out)
00:42	8 DING H Defensive Rebound			
00:33	8 DING H 2-Pts paint made (2 In)	12-19	-7	
00:11				13 MIRANDO L Turnover
00:01	6 YANG L 2-Pts made (2 In)	14-19	-5	
00:01	12 GUO Y Assist			

## SECOND QUARTER

### Quarter Starters:

CHN 14 CHEN H                      6 YANG L                      8 DING H                      11 QU H                      12 GUO Y  
BRA 5 ROCA H                      9 PESSOA N                      13 MIRANDO L                      12 LIMA E                      7 SILVA JM

Game Time	CHN - China	Score	Lead	BRA - Brazil
10:00				5 ROCA H Player IN <<----
10:00				9 PESSOA N Player IN <<----
10:00				13 MIRANDO L Player IN <<----
10:00				12 LIMA E Player IN <<----
10:00				7 SILVA JM Player IN <<----
10:00	14 CHEN H Player IN <<----			
10:00	6 YANG L Player IN <<----			
10:00	8 DING H Player IN <<----			
10:00	11 QU H Player IN <<----			
10:00	12 GUO Y Player IN <<----			
00:00	Tap off situation, throw-in			
09:48				7 SILVA JM Steal
09:48	8 DING H Turnover			
09:40				13 MIRANDO L 2 Pts paint missed (2 Out)



## PLAY BY PLAY

文字比分播报

CHN 46 vs 65 BRA

Attendance: 9780

Game Time	CHN - China	Score	Lead	BRA - Brazil
09:37				13 MIRANDO L Offensive Rebound
09:37				13 MIRANDO L 2 Pts paint missed (2 Out)
09:33	6 YANG L Defensive Rebound			
09:28	8 DING H Offensive foul			
09:28	8 DING H Turnover			
09:21				9 PESSOA N Foul On
09:10		14-21	-7	12 LIMA E 2-Pts made (2 In)
08:57	8 DING H 2-Pts missed (2 out)			
08:54				13 MIRANDO L Defensive Rebound
08:40				5 ROCA H 2-Pts missed (2 out)
08:39	6 YANG L Defensive Rebound			
08:27	6 YANG L 2 Pts paint missed (2 Out)			
08:26				13 MIRANDO L Defensive Rebound
08:05		14-23	-9	12 LIMA E 2-Pts made (2 In)
07:44	14 CHEN H 2-Pts missed (2 out)			
07:43	8 DING H Offensive Rebound			
07:40	8 DING H 2 Pts paint missed (2 Out)			
07:40				13 MIRANDO L Defensive Rebound
07:40				13 MIRANDO L Technical foul
07:40	12 GUO Y Player OUT ---->>			
07:40	13 LI P Player IN <<----			
07:40	8 DING H Free Throw made (1 In)	15-23	-8	
07:40	8 DING H Free Throw made (1 In)	16-23	-7	
07:28	14 CHEN H 2 Pts paint missed (2 Out)			
07:28				13 MIRANDO L Blocked Shot
07:28	Offensive Rebound			
07:23	6 YANG L 2-Pts missed (2 out)			
07:21				13 MIRANDO L Defensive Rebound
07:06		16-25	-9	12 LIMA E 2-Pts paint made (2 In)
06:48	11 QU H 2-Pts missed (2 out)			
06:48				Defensive Rebound
06:48	5 HUANG X Player IN <<----			
06:48	15 CHEN Q Player IN <<----			
06:48	6 YANG L Player OUT ---->>			
06:48	14 CHEN H Player OUT ---->>			
06:33				12 LIMA E 2-Pts missed (2 out)
06:33				Offensive Rebound
06:21		16-27	-11	12 LIMA E 2-Pts paint made (2 In)
06:12				9 PESSOA N Personal foul
06:12	8 DING H Foul On			
06:12	8 DING H Free Throw missed (1 Out)			
06:12	8 DING H Free Throw missed (1 Out)			



## PLAY BY PLAY

文字比分播报

CHN 46 vs 65 BRA

Attendance: 9780

Game Time	CHN - China	Score	Lead	BRA - Brazil
06:09				13 MIRANDO L Defensive Rebound
05:51				12 LIMA E 2-Pts missed (2 out)
05:50	8 DING H Defensive Rebound			
05:46	13 LI P Turnover			
05:26		16-29	-13	13 MIRANDO L 2-Pts paint made (2 In)
05:23				9 PESSOA N Assist
05:10				12 LIMA E Personal foul
05:10	5 HUANG X Foul On			
05:10	13 LI P Player OUT ---->>			
05:10	14 CHEN H Player IN <<----			
05:07	5 HUANG X 2-Pts missed (2 out)			
05:07	8 DING H Offensive Rebound			
04:55	8 DING H 2-Pts missed (2 out)			
04:52				12 LIMA E Defensive Rebound
04:35		16-31	-15	13 MIRANDO L 2-Pts paint made (2 In)
04:32				9 PESSOA N Assist
04:05	8 DING H 2-Pts missed (2 out)			
04:03	14 CHEN H Offensive Rebound			
03:52	8 DING H 2 Pts paint missed (2 Out)			
03:52				7 SILVA JM Defensive Rebound
03:52				4 SILVA JR Player IN <<----
03:52				11 SILVA JUNIOR G Player IN <<----
03:52				5 ROCA H Player OUT ---->>
03:52				7 SILVA JM Player OUT ---->>
03:32				12 LIMA E 2-Pts missed (2 out)
03:32				Offensive Rebound
03:32	6 YANG L Player IN <<----			
03:32	9 XU H Player IN <<----			
03:32	8 DING H Player OUT ---->>			
03:32	15 CHEN Q Player OUT ---->>			
03:14				12 LIMA E 2-Pts missed (2 out)
03:11				13 MIRANDO L Offensive Rebound
03:02				13 MIRANDO L 2 Pts paint missed (2 Out)
03:02	Defensive Rebound			
03:02	Time out			
02:49	5 HUANG X Turnover			
02:42	9 XU H Personal foul			
02:42				12 LIMA E Foul On
02:31	9 XU H Technical foul			
02:31				13 MIRANDO L Free Throw missed (1 Out)
02:31				13 MIRANDO L Free Throw missed (1 Out)
02:24	9 XU H Personal foul			





## PLAY BY PLAY

文字比分播报

CHN 46 vs 65 BRA

Attendance: 9780

Game Time	CHN - China	Score	Lead	BRA - Brazil
02:24				12 LIMA E Foul On
02:24	12 GUO Y Player IN <<----			
02:24	9 XU H Player OUT ---->>			
02:14				12 LIMA E 2-Pts missed (2 out)
02:13	6 YANG L Defensive Rebound			
02:09	6 YANG L 2-Pts missed (2 out)			
02:09				4 SILVA JR Defensive Rebound
02:04	4 CHEN G Player IN <<----			
02:04	6 YANG L Player OUT ---->>			
01:55		16-33	-17	12 LIMA E 2-Pts paint made (2 In)
01:42	11 QU H 2 Pts paint missed (2 Out)			
01:42	4 CHEN G Offensive Rebound			
01:42	4 CHEN G Turnover			
01:24				11 SILVA JUNIOR G 2 Pts paint missed (2 Out)
01:23	11 QU H Defensive Rebound			
01:23	5 HUANG X Offensive foul			
01:23	5 HUANG X Turnover			
01:23				12 LIMA E Foul On
01:02				9 PESSOA N 2 Pts paint missed (2 Out)
00:59				9 PESSOA N Offensive Rebound
00:44				9 PESSOA N 2-Pts missed (2 out)
00:42	14 CHEN H Defensive Rebound			
00:35				13 MIRANDO L Personal foul
00:35	4 CHEN G Foul On			
00:22	14 CHEN H 2-Pts missed (2 out)			
00:19				13 MIRANDO L Defensive Rebound
00:06				13 MIRANDO L 2-Pts missed (2 out)
00:04	11 QU H Defensive Rebound			

### THIRD QUARTER

#### Quarter Starters:

CHN 6 YANG L                      8 DING H                      11 QU H                      13 LI P                      14 CHEN H  
BRA 12 LIMA E                      4 SILVA JR                      8 NUNES I                      9 PESSOA N                      11 SILVA JUNIOR G

Game Time	CHN - China	Score	Lead	BRA - Brazil
10:00				12 LIMA E Player IN <<----
10:00				4 SILVA JR Player IN <<----
10:00				8 NUNES I Player IN <<----
10:00	6 YANG L Player IN <<----			
10:00	8 DING H Player IN <<----			
10:00	11 QU H Player IN <<----			
10:00	13 LI P Player IN <<----			
10:00	14 CHEN H Player IN <<----			



## PLAY BY PLAY

文字比分播报

CHN 46 vs 65 BRA

Attendance: 9780

Game Time	CHN - China	Score	Lead	BRA - Brazil
10:00				9 PESSOA N Player IN <<----
10:00				11 SILVA JUNIOR G Player IN <<----
09:56				Tap off situation, throw-in
09:45				9 PESSOA N 2 Pts paint missed (2 Out)
09:44	6 YANG L Defensive Rebound			
09:29	8 DING H 2-Pts missed (2 out)			
09:28				8 NUNES I Defensive Rebound
09:28				4 SILVA JR Offensive foul
09:28				4 SILVA JR Turnover
09:28	8 DING H Foul On			
09:28	6 YANG L Turnover			
09:14				8 NUNES I Turnover
09:00	8 DING H 2-Pts paint made (2 In)	18-33	-15	
08:57	14 CHEN H Assist			
08:37		18-35	-17	8 NUNES I 2-Pts made (2 In)
08:34				12 LIMA E Assist
08:19	6 YANG L 2 Pts paint missed (2 Out)			
08:17	8 DING H Offensive Rebound			
08:17	8 DING H 2-Pts paint made (2 In)	20-35	-15	
08:02				8 NUNES I Offensive foul
08:02				8 NUNES I Turnover
08:02	8 DING H Foul On			
07:46	8 DING H 2-Pts missed (2 out)			
07:44	11 QU H Offensive Rebound			
07:42	8 DING H 2 Pts paint missed (2 Out)			
07:39				8 NUNES I Defensive Rebound
07:33				12 LIMA E 2 Pts paint missed (2 Out)
07:31	8 DING H Defensive Rebound			
07:20				12 LIMA E Personal foul
07:20	14 CHEN H Foul On			
07:20	11 QU H Player OUT ---->>			
07:20	12 GUO Y Player IN <<----			
07:03	14 CHEN H 2-Pts missed (2 out)			
07:03				11 SILVA JUNIOR G Defensive Rebound
07:03	6 YANG L Personal foul			
07:03				4 SILVA JR Foul On
06:51		20-37	-17	8 NUNES I 2-Pts paint made (2 In)
06:47				4 SILVA JR Assist
06:35				11 SILVA JUNIOR G Personal foul
06:35	13 LI P Foul On			
06:29	8 DING H 2-Pts made (2 In)	22-37	-15	
06:27	13 LI P Assist			



## PLAY BY PLAY

文字比分播报

CHN 46 vs 65 BRA

Attendance: 9780

Game Time	CHN - China	Score	Lead	BRA - Brazil
06:10				8 NUNES I 2 Pts paint missed (2 Out)
06:08				8 NUNES I Offensive Rebound
06:08		22-39	-17	8 NUNES I 2-Pts paint made (2 In)
05:35	8 DING H 2-Pts missed (2 out)			
05:35	12 GUO Y Offensive Rebound			
05:35				12 LIMA E Personal foul
05:35	12 GUO Y Foul On			
05:35	12 GUO Y Free Throw made (1 In)	23-39	-16	
05:35	12 GUO Y Free Throw made (1 In)	24-39	-15	
05:35				5 ROCA H Player IN <<----
05:35				10 SILVA SANDOVAL F Player IN <<----
05:35				4 SILVA JR Player OUT ---->>
05:35				12 LIMA E Player OUT ---->>
05:26	8 DING H Technical foul			
05:26				8 NUNES I Free Throw missed (1 Out)
05:26		24-40	-16	8 NUNES I Free Throw made (1 In)
05:16				8 NUNES I Offensive foul
05:16				8 NUNES I Turnover
05:16	8 DING H Foul On			
04:50	8 DING H 2-Pts made (2 In)	26-40	-14	
04:22				8 NUNES I 2-Pts missed (2 out)
04:15	8 DING H Blocked Shot			
04:20	8 DING H Defensive Rebound			
03:56	13 LI P 2-Pts paint made (2 In)	28-40	-12	
03:54	8 DING H Assist			
03:31				10 SILVA SANDOVAL F 2-Pts missed (2 out)
03:29	14 CHEN H Defensive Rebound			
03:25				10 SILVA SANDOVAL F Personal foul
03:25	14 CHEN H Foul On			
03:25				6 SILVA E Player IN <<----
03:25				11 SILVA JUNIOR G Player OUT ---->>
03:25				Time out
03:25	14 CHEN H Free Throw missed (1 Out)			
03:25	14 CHEN H Free Throw made (1 In)	29-40	-11	
03:00				10 SILVA SANDOVAL F 2-Pts missed (2 out)
02:56	8 DING H Defensive Rebound			
02:45	8 DING H 2 Pts paint missed (2 Out)			
02:39				10 SILVA SANDOVAL F Defensive Rebound
02:28				8 NUNES I 2 Pts paint missed (2 Out)
02:26	6 YANG L Defensive Rebound			
02:16				5 ROCA H Personal foul
02:16	14 CHEN H Foul On			



## PLAY BY PLAY

文字比分播报

CHN 46 vs 65 BRA

Attendance: 9780

Game Time	CHN - China	Score	Lead	BRA - Brazil
02:16				13 MIRANDO L Player IN <<-----
02:16				8 NUNES I Player OUT ----->>
02:16	14 CHEN H Free Throw missed (1 Out)			
02:11	14 CHEN H Free Throw missed (1 Out)			
02:09				6 SILVA E Defensive Rebound
01:50		29-42	-13	5 ROCA H 2-Pts made (2 In)
01:27	8 DING H Turnover			
01:27				6 SILVA E Steal
01:14				5 ROCA H 2 Pts paint missed (2 Out)
01:12				9 PESSOA N Offensive Rebound
01:04				6 SILVA E 2-Pts missed (2 out)
01:01	8 DING H Defensive Rebound			
00:52	13 LI P 2-Pts paint made (2 In)	31-42	-11	
00:52	13 LI P Foul On			
00:52				6 SILVA E Personal foul
00:52				12 LIMA E Player IN <<-----
00:52				10 SILVA SANDOVAL F Player OUT ----->>
00:52	13 LI P Free Throw made (1 In)	32-42	-10	
00:39		32-44	-12	13 MIRANDO L 2-Pts paint made (2 In)
00:37				12 LIMA E Assist
00:19	14 CHEN H 2 Pts paint missed (2 Out)			
00:17				6 SILVA E Defensive Rebound
00:15				6 SILVA E Foul On
00:15	8 DING H Personal foul			
00:15		32-45	-13	6 SILVA E Free Throw made (1 In)
00:15		32-46	-14	6 SILVA E Free Throw made (1 In)
00:00	6 YANG L 3-Pts missed (3 Out)			

## FOURTH QUARTER

### Quarter Starters:

CHN

BRA

Game Time	CHN - China	Score	Lead	BRA - Brazil
10:00				6 SILVA E Player IN <<-----
10:00				9 PESSOA N Player IN <<-----
10:00				13 MIRANDO L Player IN <<-----
10:00				5 ROCA H Player IN <<-----
10:00				12 LIMA E Player IN <<-----
10:00	8 DING H Player IN <<-----			
10:00	6 YANG L Player IN <<-----			
10:00	12 GUO Y Player IN <<-----			
10:00	13 LI P Player IN <<-----			



## PLAY BY PLAY

文字比分播报

CHN 46 vs 65 BRA

Attendance: 9780

Game Time	CHN - China	Score	Lead	BRA - Brazil
10:00	14 CHEN H Player IN <<----			
09:56	Tap off situation, throw-in			
09:50	6 YANG L 2 Pts paint missed (2 Out)			
09:47				13 MIRANDO L Defensive Rebound
09:43	6 YANG L Steal			
09:43				9 PESSOA N Turnover
09:30	12 GUO Y 2-Pts paint made (2 In)	34-46	-12	
09:11				12 LIMA E Turnover
09:11	8 DING H Steal			
09:03	14 CHEN H 2-Pts missed (2 out)			
09:02				6 SILVA E Defensive Rebound
08:48		34-48	-14	13 MIRANDO L 2-Pts paint made (2 In)
08:45				12 LIMA E Assist
08:32				12 LIMA E Personal foul
08:32	8 DING H Foul On			
08:22	13 LI P 2 Pts paint missed (2 Out)			
08:20				13 MIRANDO L Defensive Rebound
08:10				12 LIMA E 2 Pts paint missed (2 Out)
08:08				6 SILVA E Offensive Rebound
08:08		34-50	-16	6 SILVA E 2-Pts paint made (2 In)
07:51	6 YANG L Turnover			
07:51				13 MIRANDO L Steal
07:51				12 LIMA E Turnover
07:29	13 LI P 2-Pts paint made (2 In)	36-50	-14	
07:27	8 DING H Assist			
07:07				13 MIRANDO L 2-Pts missed (2 out)
07:04	8 DING H Defensive Rebound			
06:47	14 CHEN H 2-Pts missed (2 out)			
06:47				Defensive Rebound
06:47	5 HUANG X Player IN <<----			
06:47	15 CHEN Q Player IN <<----			
06:47	6 YANG L Player OUT ---->>			
06:47	14 CHEN H Player OUT ---->>			
06:30		36-52	-16	13 MIRANDO L 2-Pts paint made (2 In)
06:10	8 DING H 2 Pts paint missed (2 Out)			
06:05				6 SILVA E Defensive Rebound
06:05		36-54	-18	6 SILVA E 2-Pts paint made (2 In)
06:29				12 LIMA E Assist
06:05	12 GUO Y Personal foul			
06:05				6 SILVA E Foul On
06:05	Time out			
06:03				6 SILVA E Free Throw missed (1 Out)



## PLAY BY PLAY

文字比分播报

CHN 46 vs 65 BRA

Attendance: 9780

Game Time	CHN - China	Score	Lead	BRA - Brazil
06:00				13 MIRANDO L Offensive Rebound
06:00				13 MIRANDO L 2 Pts paint missed (2 Out)
05:57				13 MIRANDO L Offensive Rebound
05:57		36-56	-20	13 MIRANDO L 2-Pts paint made (2 In)
05:35	15 CHEN Q Turnover			
05:35				6 SILVA E Steal
05:15	12 GUO Y Personal foul			
05:15				12 LIMA E Foul On
05:05		36-58	-22	12 LIMA E 2-Pts paint made (2 In)
04:48	5 HUANG X 2 Pts paint missed (2 Out)			
04:46	13 LI P Offensive Rebound			
04:45				13 MIRANDO L Personal foul
04:45	5 HUANG X Foul On			
04:26	5 HUANG X 2-Pts made (2 In)	38-58	-20	
04:09				6 SILVA E 2 Pts paint missed (2 Out)
04:09				Offensive Rebound
03:44		38-60	-22	6 SILVA E 2-Pts made (2 In)
03:41				13 MIRANDO L Assist
03:16	5 HUANG X Turnover			
03:06				12 LIMA E Turnover
02:48	8 DING H 2-Pts paint made (2 In)	40-60	-20	
02:23		40-62	-22	6 SILVA E 2-Pts made (2 In)
02:19				12 LIMA E Assist
02:07	8 DING H 2-Pts paint made (2 In)	42-62	-20	
01:39				9 PESSOA N 2-Pts missed (2 out)
01:37	8 DING H Defensive Rebound			
01:30	13 LI P Turnover			
01:30				11 SILVA JUNIOR G Player IN <<-----
01:30				15 SILVA D Player IN <<-----
01:30				6 SILVA E Player OUT ----->>
01:30	Time out			
01:30				12 LIMA E Player OUT ----->>
01:14		42-64	-22	11 SILVA JUNIOR G 2-Pts paint made (2 In)
01:14	8 DING H Personal foul			
01:14				11 SILVA JUNIOR G Foul On
01:14	8 DING H Player OUT ----->>			
01:14	4 CHEN G Player IN <<-----			
01:14		42-65	-23	11 SILVA JUNIOR G Free Throw made (1 In)
01:04	13 LI P 2-Pts paint made (2 In)	44-65	-21	
00:42				13 MIRANDO L 2 Pts paint missed (2 Out)
00:37	13 LI P Defensive Rebound			
00:35	13 LI P 2-Pts paint made (2 In)	46-65	-19	



## PLAY BY PLAY

文字比分播报

**CHN 46 vs 65 BRA**

**Attendance: 9780**

Game Time	CHN - China	Score	Lead	BRA - Brazil
00:35	13 LI P Fast Break			
00:23				11 SILVA JUNIOR G Turnover
00:09	15 CHEN Q Turnover			
00:09				11 SILVA JUNIOR G Steal
00:09				Tap off situation, throw-in
00:01				11 SILVA JUNIOR G 2-Pts missed (2 out)
00:00				15 SILVA D Offensive Rebound



## RESULTS

比赛成绩

### CHN 16 vs 33 BRA

Attendance: 9780

Referee: HO Shuet Mei (SIN)

Commissioner: VIVIERS Nico Maritz Malan (RSA)

Umpires: WALLAART Edwin Frank (NED); QUINTANA Matias (ARG)

Classifier: LACHANCE Anne (CAN)

		Q1		Q2	
Scoring by 5 min intervals:	CHN	6	14	16	16
	BRA	13	19	29	33

#### CHN - CHINA

No.	Name	Sport Class	MIN	Field Goals		2 Points		3 Points		Free Throws		Rebounds			AS	TO	ST	BS	PF	FO	PTS	
				M/A	%	M/A	%	M/A	%	M/A	%	OR	DR	TOT								
*6	YANG Lei	3.5	14:40	2/8	25	2/8	25					3	3	1	2				1		4	
*8	DING Hai	4.5	16:28	5/12	42	5/12	42			2/4	50	2	4	6		3			2	1	12	
*11	QU Huanjian	2.0	20:00	0/2	0	0/2	0					3	3	1					1		0	
*13	LI Pengcheng	2.0	05:23	0/1	0	0/1	0								1						0	
*14	CHEN Haijiang	2.0	18:22	0/3	0	0/3	0					1	2	3	2	2				1	0	
4	CHEN Guojun	4.0	02:04									1	1		1					1	0	
5	HUANG Xunan	4.0	06:48	0/1	0	0/1	0								2				1	1	0	
7	ZHANG Lei	4.5	00:00																		0	
9	XU Hang	2.5	01:08																	3	0	
10	LIN Yinhai	3.5	00:00																		0	
12	GUO Yandong	2.0	06:37												1						0	
15	CHEN Qi (C)	1.5	08:30	0/1	0	0/1	0												2		0	
Team/Coach																						
<b>Totals</b>				7/28	25	7/28	25			2/4	50	5	15	20	5	11				10	4	16
<b>Coach</b>		XU Yuansheng																				
<b>Assistant Coach</b>		ZHAI Yongjun																				

#### BRA - BRAZIL

No.	Name	Sport Class	MIN	Field Goals		2 Points		3 Points		Free Throws		Rebounds			AS	TO	ST	BS	PF	FO	PTS
				M/A	%	M/A	%	M/A	%	M/A	%	OR	DR	TOT							
*5	ROCA Heriberto	1.0	16:08	0/2	0	0/2	0														0
*7	SILVA Jose Marcos	4.0	16:08	1/2	50	1/2	50					2	2	1	1	2			1		2
*9	PESSOA Nilton	2.0	20:00	1/4	25	1/4	25					1	1	2					1	1	2
*12	LIMA Everaldo	2.5	20:00	8/15	53	8/15	53			2/2	100	2	2	3		1			1	5	18
*13	MIRANDO Leandro	4.5	20:00	5/13	38	5/13	38			1/3	33	3	11	14	2	1	1	2	3	11	
4	SILVA Jose Ricardo (C)	1.5	03:52									1	1								0
6	SILVA Erick	3.5	00:00																		0
8	NUNES Irio	4.5	00:00																		0
10	SILVA SANDOVAL Francisco	3.0	00:00																		0
11	SILVA JUNIOR Gelson	3.5	03:52	0/1	0	0/1	0														0
14	ALEXANDRE Sergio	2.0	00:00																		0
15	SILVA Douglas	3.0	00:00																		0
Team/Coach																					
<b>Totals</b>				15/37	41	15/37	41			3/5	60	7	17	24	6	3	4	1	5	9	33
<b>Coach</b>		SILVA Itamar Luiz																			
<b>Assistant Coach</b>		SILVA SANTOS Sileno																			

	CHN	BRA
Points from Turnovers	2	6
Points in the Paint	6	20
Second Chance Points	0	2
Fast Break Points	0	0

	CHN	BRA
Biggest Lead	0	17
Biggest Scoring Run	4-0(14-19)	10-0(16-33)
Lead Changes	0	
Times Tied	0	

#### Legend:

%	Shooting Percentage	(C)	Captain	*	Starters	AS	Assists
BS	Blocked Shots	DR	Defensive Rebounds	FO	Fouls On	M/A	Made/Attempts
MIN	Minutes Played	OR	Offensive Rebounds	PF	Fouls	PTS	Points
Qx	Quarter Time	ST	Steals	TO	Turnovers	TOT	Total Rebounds





## RESULTS

比赛成绩

### CHN 46 vs 65 BRA

Attendance: 9780

Referee: HO Shuet Mei (SIN)

Commissioner: VIVIERS Nico Maritz Malan (RSA)

Umpires: WALLAART Edwin Frank (NED); QUINTANA Matias (ARG)

Classifier: LACHANCE Anne (CAN)

		Q1		Q2		Q3		Q4	
Scoring by 5 min intervals:	CHN	6	14	16	16	24	32	36	46
	BRA	13	19	29	33	40	46	58	65

#### CHN - CHINA

No.	Name	Sport Class	MIN	Field Goals		2 Points		3 Points		Free Throws		Rebounds			AS	TO	ST	BS	PF	FO	PTS
				M/A	%	M/A	%	M/A	%	M/A	%	OR	DR	TOT							
*6	YANG Lei	3.5	27:53	2/11	18	2/10	20	0/1	0			5	5	1	4	1			2		4
*8	DING Hai	4.5	35:14	11/24	46	11/24	46			2/4	50	3	10	13	2	4	1	1	5	5	24
*11	QU Huanjian	2.0	22:40	0/2	0	0/2	0					1	3	4	1				1		0
*13	LI Pengcheng	2.0	25:23	5/7	71	5/7	71			1/1	100	1	1	2	1	2				2	11
*14	CHEN Haijiang	2.0	31:35	0/7	0	0/7	0			1/4	25	1	3	4	3	2				4	1
4	CHEN Guojun	4.0	03:18									1		1		1				1	0
5	HUANG Xunan	4.0	13:35	1/3	33	1/3	33									3			1	2	2
7	ZHANG Lei	4.5	00:00																		0
9	XU Hang	2.5	01:08																	3	0
10	LIN Yinhai	3.5	00:00																		0
12	GUO Yandong	2.0	23:57	1/1	100	1/1	100			2/2	100	1		1	1				2	1	4
15	CHEN Qi (C)	1.5	15:17	0/1	0	0/1	0									2				2	0
Team/Coach																					
<b>Totals</b>				20/56	36	20/55	36	0/1	0	6/11	55	9	25	34	9	18	2	1	16	15	46
Coach		XU Yuansheng																			
Assistant Coach		ZHAI Yongjun																			

#### BRA - BRAZIL

No.	Name	Sport Class	MIN	Field Goals		2 Points		3 Points		Free Throws		Rebounds			AS	TO	ST	BS	PF	FO	PTS
				M/A	%	M/A	%	M/A	%	M/A	%	OR	DR	TOT							
*5	ROCA Heriberto	1.0	31:43	1/4	25	1/4	25												1		2
*7	SILVA Jose Marcos	4.0	16:08	1/2	50	1/2	50					2	2	1	1	2			1		2
*9	PESSOA Nilton	2.0	40:00	1/6	17	1/6	17					2	2	2	1				1	1	2
*12	LIMA Everaldo	2.5	33:47	9/18	50	9/18	50			2/2	100	2	2	8	3	1			4	6	20
*13	MIRANDO Leandro	4.5	32:16	9/20	45	9/20	45			1/3	33	5	13	18	1	2	2	1	3	3	19
4	SILVA Jose Ricardo (C)	1.5	08:17									1	1	1	1				1	1	0
6	SILVA Erick	3.5	11:55	4/6	67	4/6	67			2/3	67	1	4	5		2			1	2	10
8	NUNES Irio	4.5	07:44	3/6	50	3/6	50			1/2	50	1	2	3		3			2		7
10	SILVA SANDOVAL Francisco	3.0	04:43	0/2	0	0/2	0					1	1						1		0
11	SILVA JUNIOR Gelson	3.5	11:57	1/3	33	1/3	33			1/1	100	1	1		1	1			1	1	3
14	ALEXANDRE Sergio	2.0	00:00																		0
15	SILVA Douglas	3.0	01:30									1	1								0
Team/Coach																					
<b>Totals</b>				29/67	43	29/67	43			7/11	64	14	28	42	13	12	8	1	16	14	65
Coach		SILVA Itamar Luiz																			
Assistant Coach		SILVA SANTOS Sileno																			

	CHN	BRA
Points from Turnovers	12	8
Points in the Paint	26	40
Second Chance Points	6	12
Fast Break Points	0	0

	CHN	BRA
Biggest Lead	0	23
Biggest Scoring Run	5-0(29-40)	10-0(16-33)
Lead Changes	0	
Times Tied	0	

#### Legend:

%	Shooting Percentage	(C)	Captain	*	Starters	AS	Assists
BS	Blocked Shots	DR	Defensive Rebounds	FO	Fouls On	M/A	Made/Attempts
MIN	Minutes Played	OR	Offensive Rebounds	OTx	Overtime	PF	Fouls
PTS	Points	Qx	Quarter Time	ST	Steals	TO	Turnovers
TOT	Total Rebounds						



## START LIST

首发名单

### USA - AUS

**Referee:** URUNUELA Juan Manuel (ESP)  
**Umpires:** GAUTHIER Sebastien (CAN); BOSVELD Andre (NED)

**Commissioner:** KERR Trevor Andrew (CAN)  
**Classifier:** MACKAY Kenneth (GBR)

#### USA - United States of America

No.	Name	Pos	Age	Sport Class	Current Games Statistics						
					PPG	FG%	3FG%	FT%	RPG	APG	MPG (GP)
4	BARBER Eric	G	37	1.0	1.5	22		100	0.8	0.5	18:36 (4)
5	PAYE Mikey (C)	G	25	3.0	7.5	37	33	75	4.3	3.8	27:44 (4)
6	LESPERANCE Matt	G	21	1.0	0.3	0		50	0.3	0.3	18:24 (4)
7	MAZZI Jaime	G	27	2.0	2.5	18	27	50	1.5	1.0	09:38 (4)
8	COUNTS Jacob	F	28	3.5	3.8	50		33	2.3		08:24 (4)
9	SCOTT Matt	F	23	4.0	7.5	67	67	0	4.3	1.5	11:32 (4)
10	GLASBRENNER Jeff	C	35	4.5	12.5	73		57	5.3	0.5	11:56 (4)
11	SERIO Steve	F	21	3.5	6.8	59		11	3.5	1.3	17:32 (4)
12	NELMS Jay	G	27	2.5	5.3	38	0	63	0.8	1.8	11:29 (4)
13	LADE Jeremy	G	27	2.5	4.3	29		75	4.0	1.5	23:09 (4)
14	SCHULTE Paul	G	29	3.0	14.3	53	67	33	3.0	3.5	24:15 (4)
15	CHAMBERS Joe	C	26	4.0	11.5	67		29	7.5	1.3	17:15 (4)
Team			27.2		77.5	49	47	47	37.3	16.8	
<b>Coach</b>		WILSON Steve									
<b>Assistant Coach</b>		CHYNOWETH Tracy					JACKSON Paul				

USA Played		
PR	ISR	76-53
PR	BRA	87-41
PR	GBR	50-54
PR	CHN	97-38

#### AUS - Australia

No.	Name	Pos	Age	Sport Class	Current Games Statistics						
					PPG	FG%	3FG%	FT%	RPG	APG	MPG (GP)
4	EVESON Justin	F	28	4.5	18.8	65	20	60	8.0	5.5	25:58 (4)
5	SACHS Troy	C	32	4.5	3.8	23		60	3.5	1.5	12:32 (4)
6	STIBNERS Brett	F	29	4.0	3.8	64	0	100	1.0	0.5	07:41 (4)
7	NORRIS Shaun	F/G	23	3.0	11.0	41	0	33	5.0	4.5	30:17 (4)
8	HARTNETT Michael	G	26	1.0	0.3	0	0	50	0.8	0.3	21:57 (4)
9	KNOWLES Tristan	F	25	4.0	5.0	56	100	0	2.0	0.8	09:03 (4)
10	KING Adrian	F	36	2.0	2.5	27	0	100	0.8	1.5	10:20 (4)
11	SIMMONS Tige	G	31	1.0	0.5	17			0.3		09:25 (4)
12	MIZENS Grant	G	31	2.0	2.0	44		0	2.3	0.3	14:44 (4)
13	ALCOTT Dylan	G	17	1.0	1.3	33	0	50		0.3	09:53 (4)
14	DOWLER Brendan	G	40	1.0	1.3	33		50	0.8		23:26 (4)
15	NESS Brad (C)	C	33	4.5	21.3	57	0	72	8.3	2.3	24:54 (4)
Team			29.3		71.3	48	17	59	32.5	17.3	
<b>Coach</b>		ETTRIDGE Benjamin James									
<b>Assistant Coach</b>		FRIDAY Craig Anthony									

AUS Played		
PR	BRA	73-72
PR	GBR	67-48
PR	CHN	79-44
PR	ISR	66-59

**Legend:**

3FG%	3 Field Goals %	APG	Assists per Game	C	Centre	F	Forward
FG%	Field Goals %	FT%	Free Throws %	G	Guard	GP	Games Played
MPG	Minutes Played per Game	Pos	Playing Position	PPG	Points per Game	PR	Preliminary Round
RPG	Rebounds per Game						



## PLAY BY PLAY

文字比分播报

USA 42 vs 36 AUS

Attendance: 9780

		Q1		Q2	
Scoring by 5 min intervals:	USA	9	24	34	42
	AUS	8	20	26	36

### FIRST QUARTER

#### Quarter Starters:

USA 6 LESPERANCE M      9 SCOTT M      11 SERIO S      13 LADE J      14 SCHULTE P  
AUS 4 EVESON J      7 NORRIS S      8 HARTNETT M      14 DOWLER B      15 NESS B

Game Time	USA - United States	Score	Lead	AUS - Australia
10:00	6 LESPERANCE M Player IN <<<<<<			
10:00	9 SCOTT M Player IN <<<<<<			
10:00	11 SERIO S Player IN <<<<<<			
10:00	13 LADE J Player IN <<<<<<			
10:00	14 SCHULTE P Player IN <<<<<<			
10:00				4 EVESON J Player IN <<<<<<
10:00				7 NORRIS S Player IN <<<<<<
10:00				8 HARTNETT M Player IN <<<<<<
10:00				14 DOWLER B Player IN <<<<<<
10:00				15 NESS B Player IN <<<<<<
10:00	9 SCOTT M Tap off lost			15 NESS B Tap off won
09:51				7 NORRIS S 2 Pts paint missed (2 Out)
09:51	9 SCOTT M Defensive Rebound			
09:38	14 SCHULTE P 2 Pts paint missed (2 Out)			
09:36				4 EVESON J Defensive Rebound
09:32				4 EVESON J Turnover
09:20	13 LADE J 2 Pts paint missed (2 Out)			
09:17				7 NORRIS S Defensive Rebound
09:12				15 NESS B 2 Pts paint missed (2 Out)
09:12	11 SERIO S Defensive Rebound			
09:12				15 NESS B Personal foul
09:12	11 SERIO S Foul On			
09:04	14 SCHULTE P 2-Pts paint made (2 In)	2-0	+2	
08:50				4 EVESON J Foul On
08:50	9 SCOTT M Personal foul			
08:50		2-1	+1	4 EVESON J Free Throw made (1 In)
08:50		2-2	0	4 EVESON J Free Throw made (1 In)
08:39	14 SCHULTE P 2-Pts paint made (2 In)	4-2	+2	
08:20		4-4	0	15 NESS B 2-Pts made (2 In)
08:18				4 EVESON J Assist
07:57	11 SERIO S 2-Pts missed (2 out)			
07:56	9 SCOTT M Offensive Rebound			
07:55				7 NORRIS S Personal foul
07:55	9 SCOTT M Foul On			



## PLAY BY PLAY

文字比分播报

USA 42 vs 36 AUS

Attendance: 9780

Game Time	USA - United States	Score	Lead	AUS - Australia
07:44	14 SCHULTE P 2-Pts missed (2 out)			
07:42	13 LADE J Offensive Rebound			
07:31	6 LESPERANCE M 2 Pts paint missed (2 Out)			
07:29				4 EVESON J Defensive Rebound
07:10				7 NORRIS S 2-Pts missed (2 out)
07:07				4 EVESON J Offensive Rebound
07:02				15 NESS B 2 Pts paint missed (2 Out)
06:59				7 NORRIS S Offensive Rebound
06:58				7 NORRIS S Turnover
06:58	13 LADE J Steal			
06:52				7 NORRIS S Personal foul
06:52	13 LADE J Foul On			
06:43	13 LADE J 2-Pts missed (2 out)			
06:41				15 NESS B Defensive Rebound
06:29		4-6	-2	7 NORRIS S 2-Pts paint made (2 In)
06:17				8 HARTNETT M Personal foul
06:17	14 SCHULTE P Foul On			
06:17				10 KING A Player IN <<----
06:17				12 MIZENS G Player IN <<----
06:17				7 NORRIS S Player OUT ---->>
06:17				8 HARTNETT M Player OUT ---->>
06:03	11 SERIO S 2-Pts paint made (2 In)	6-6	0	
06:02	14 SCHULTE P Assist			
05:43		6-8	-2	4 EVESON J 2-Pts paint made (2 In)
05:42				15 NESS B Assist
05:33	14 SCHULTE P 3-Pts made (3 In)	9-8	+1	
05:33	14 SCHULTE P Personal foul			
05:33				15 NESS B Foul On
05:11				15 NESS B 2 Pts paint missed (2 Out)
05:09				15 NESS B Offensive Rebound
05:09				15 NESS B 2 Pts paint missed (2 Out)
05:06				10 KING A Offensive Rebound
05:02				15 NESS B 2 Pts paint missed (2 Out)
05:01				15 NESS B Offensive Rebound
04:57		9-10	-1	4 EVESON J 2-Pts paint made (2 In)
04:36	11 SERIO S 2-Pts made (2 In)	11-10	+1	
04:35	13 LADE J Assist			
04:14		11-12	-1	15 NESS B 2-Pts made (2 In)
04:12				12 MIZENS G Assist
04:05	11 SERIO S Fast Break			
04:03	11 SERIO S 2-Pts paint made (2 In)	13-12	+1	
03:48		13-14	-1	14 DOWLER B 2-Pts paint made (2 In)



## PLAY BY PLAY

文字比分播报

USA 42 vs 36 AUS

Attendance: 9780

Game Time	USA - United States	Score	Lead	AUS - Australia
03:42	14 SCHULTE P Offensive foul			
03:42	14 SCHULTE P Turnover			
03:42				4 EVESON J Foul On
03:36	14 SCHULTE P Steal			
03:36				14 DOWLER B Turnover
03:33	14 SCHULTE P 2-Pts paint made (2 In)	15-14	+1	
03:33				14 DOWLER B Personal foul
03:33	14 SCHULTE P Foul On			
03:33	14 SCHULTE P Free Throw made (1 In)	16-14	+2	
03:14				4 EVESON J Foul On
03:14	9 SCOTT M Personal foul			
03:14				8 HARTNETT M Player IN <<----
03:14				14 DOWLER B Player OUT ---->>
03:14	4 BARBER E Player IN <<----			
03:14	5 PAYE M Player IN <<----			
03:14	10 GLASBRENNER J Player IN <<----			
03:14	9 SCOTT M Player OUT ---->>			
03:14	6 LESPERANCE M Player OUT ---->>			
03:14	11 SERIO S Player OUT ---->>			
03:14		16-15	+1	4 EVESON J Free Throw made (1 In)
03:14		16-16	0	4 EVESON J Free Throw made (1 In)
03:14				5 SACHS T Player IN <<----
03:14				15 NESS B Player OUT ---->>
02:49	5 PAYE M 2-Pts made (2 In)	18-16	+2	
02:34	14 SCHULTE P Personal foul			
02:34				4 EVESON J Foul On
02:34		18-17	+1	4 EVESON J Free Throw made (1 In)
02:34		18-18	0	4 EVESON J Free Throw made (1 In)
02:34	Time out			
02:34	15 CHAMBERS J Player IN <<----			
02:34	11 SERIO S Player IN <<----			
02:34	10 GLASBRENNER J Player OUT ---->>			
02:34	14 SCHULTE P Player OUT ---->>			
02:27	5 PAYE M Offensive foul			
02:27	5 PAYE M Turnover			
02:27				4 EVESON J Foul On
02:12				5 SACHS T 2 Pts paint missed (2 Out)
02:10	15 CHAMBERS J Defensive Rebound			
02:01	15 CHAMBERS J 2-Pts paint made (2 In)	20-18	+2	
01:59	5 PAYE M Assist			
01:37				10 KING A 2-Pts missed (2 out)
01:35	11 SERIO S Defensive Rebound			



## PLAY BY PLAY

文字比分播报

USA 42 vs 36 AUS

Attendance: 9780

Game Time	USA - United States	Score	Lead	AUS - Australia
01:14	11 SERIO S 2-Pts missed (2 out)			
01:12				10 KING A Defensive Rebound
01:05	15 CHAMBERS J Personal foul			
01:05				4 EVESON J Foul On
01:05				4 EVESON J Free Throw missed (1 Out)
01:05		20-19	+1	4 EVESON J Free Throw made (1 In)
00:45	4 BARBER E 2-Pts made (2 In)	22-19	+3	
00:44	5 PAYE M Assist			
00:36	11 SERIO S Personal foul			
00:36				5 SACHS T Foul On
00:36				5 SACHS T Free Throw missed (1 Out)
00:36		22-20	+2	5 SACHS T Free Throw made (1 In)
00:26	4 BARBER E 3-Pts missed (3 Out)			
00:24				4 EVESON J Defensive Rebound
00:20				5 SACHS T Offensive foul
00:20				5 SACHS T Turnover
00:20	11 SERIO S Foul On			
00:00	4 BARBER E 2-Pts paint made (2 In)	24-20	+4	
00:00	5 PAYE M Assist			

## SECOND QUARTER

### Quarter Starters:

USA 5 PAYE M                      15 CHAMBERS J                      11 SERIO S                      4 BARBER E                      13 LADE J  
AUS 15 NESS B                      10 KING A                      5 SACHS T                      12 MIZENS G                      8 HARTNETT M

Game Time	USA - United States	Score	Lead	AUS - Australia
10:00	5 PAYE M Player IN <<----			
10:00	15 CHAMBERS J Player IN <<----			
10:00	11 SERIO S Player IN <<----			
10:00	4 BARBER E Player IN <<----			
10:00	13 LADE J Player IN <<----			
10:00				15 NESS B Player IN <<----
10:00				10 KING A Player IN <<----
10:00				5 SACHS T Player IN <<----
10:00				12 MIZENS G Player IN <<----
10:00				8 HARTNETT M Player IN <<----
00:00	Tap off situation, throw-in			
09:36	13 LADE J 2-Pts made (2 In)	26-20	+6	
09:24				5 SACHS T Offensive foul
09:24				5 SACHS T Turnover
09:24	11 SERIO S Foul On			
08:55	11 SERIO S 3-Pts made (3 In)	29-20	+9	
08:40	4 BARBER E Personal foul			



## PLAY BY PLAY

文字比分播报

USA 42 vs 36 AUS

Attendance: 9780

Game Time	USA - United States	Score	Lead	AUS - Australia
08:40				5 SACHS T Foul On
08:40				13 ALCOTT D Player IN <<----
08:40				9 KNOWLES T Player IN <<----
08:40				6 STIBNERS B Player IN <<----
08:40				5 SACHS T Player OUT ---->>
08:40				7 NORRIS S Player IN <<----
08:40				12 MIZENS G Player OUT ---->>
08:40				15 NESS B Player OUT ---->>
08:40				8 HARTNETT M Player OUT ---->>
08:24		29-22	+7	13 ALCOTT D 2-Pts made (2 In)
07:55	5 PAYE M 2-Pts missed (2 out)			
07:53				7 NORRIS S Defensive Rebound
07:38	5 PAYE M Personal foul			
07:38				6 STIBNERS B Foul On
07:33				10 KING A 3-Pts missed (3 Out)
07:31	11 SERIO S Defensive Rebound			
07:17	11 SERIO S 2 Pts paint missed (2 Out)			
07:16				7 NORRIS S Defensive Rebound
07:06		29-24	+5	7 NORRIS S 2-Pts paint made (2 In)
06:42	13 LADE J 2-Pts paint made (2 In)	31-24	+7	
06:40	15 CHAMBERS J Assist			
06:23				13 ALCOTT D 2 Pts paint missed (2 Out)
06:21	13 LADE J Defensive Rebound			
06:09				7 NORRIS S Personal foul
06:09	15 CHAMBERS J Foul On			
06:09	15 CHAMBERS J Free Throw made (1 In)	32-24	+8	
06:08	15 CHAMBERS J Free Throw missed (1 Out)			
06:06				9 KNOWLES T Defensive Rebound
05:46		32-26	+6	9 KNOWLES T 2-Pts paint made (2 In)
05:44				6 STIBNERS B Assist
05:27	5 PAYE M 2-Pts paint made (2 In)	34-26	+8	
05:08				13 ALCOTT D 2-Pts missed (2 out)
05:08	Defensive Rebound			
05:08				12 MIZENS G Player IN <<----
05:08				4 EVESON J Player IN <<----
05:08				6 STIBNERS B Player OUT ---->>
05:08				7 NORRIS S Player OUT ---->>
04:51	11 SERIO S 2-Pts missed (2 out)			
04:50				10 KING A Defensive Rebound
04:31		34-28	+6	10 KING A 2-Pts made (2 In)
04:29				4 EVESON J Assist
04:06	11 SERIO S 2-Pts made (2 In)	36-28	+8	



## PLAY BY PLAY

文字比分播报

USA 42 vs 36 AUS

Attendance: 9780

Game Time	USA - United States	Score	Lead	AUS - Australia
04:04	5 PAYE M Assist			
03:41				Time out
03:41	13 LADE J Personal foul			
03:41				4 EVESON J Foul On
03:41				15 NESS B Player IN <<----
03:41				11 SIMMONS T Player IN <<-----
03:41				9 KNOWLES T Player OUT ---->>
03:41				13 ALCOTT D Player OUT ---->>
03:28				10 KING A 2-Pts missed (2 out)
03:25	15 CHAMBERS J Defensive Rebound			
03:19	5 PAYE M 2-Pts missed (2 out)			
03:13	13 LADE J Offensive Rebound			
03:07	15 CHAMBERS J 2-Pts paint made (2 In)	38-28	+10	
03:05	13 LADE J Assist			
02:53		38-30	+8	4 EVESON J 2-Pts paint made (2 In)
02:50				10 KING A Assist
02:41	5 PAYE M 2-Pts paint made (2 In)	40-30	+10	
02:21				10 KING A 2 Pts paint missed (2 Out)
02:20	4 BARBER E Defensive Rebound			
02:01	5 PAYE M 2-Pts missed (2 out)			
01:59				15 NESS B Defensive Rebound
01:42		40-32	+8	4 EVESON J 2-Pts made (2 In)
01:23				11 SIMMONS T Personal foul
01:23	15 CHAMBERS J Foul On			
01:17	15 CHAMBERS J 2-Pts missed (2 out)			
01:15				12 MIZENS G Defensive Rebound
00:57		40-34	+6	15 NESS B 2-Pts made (2 In)
00:29	11 SERIO S 2-Pts made (2 In)	42-34	+8	
00:08				15 NESS B 2-Pts missed (2 out)
00:06				10 KING A Offensive Rebound
00:06		42-36	+6	10 KING A 2-Pts paint made (2 In)
00:00	13 LADE J 3-Pts missed (3 Out)			





## PLAY BY PLAY

文字比分播报

USA 68 vs 61 AUS

Attendance: 9780

Scoring by 5 min intervals:		Q1		Q2		Q3		Q4	
USA		9	24	34	42	42	51	61	68
AUS		8	20	26	36	44	57	59	61

### FIRST QUARTER

#### Quarter Starters:

USA 6 LESPERANCE M	9 SCOTT M	11 SERIO S	13 LADE J	14 SCHULTE P
AUS 4 EVESON J	7 NORRIS S	8 HARTNETT M	14 DOWLER B	15 NESS B

Game Time	USA - United States	Score	Lead	AUS - Australia
10:00	6 LESPERANCE M Player IN <<<<<<			
10:00	9 SCOTT M Player IN <<<<<<			
10:00	11 SERIO S Player IN <<<<<<			
10:00	13 LADE J Player IN <<<<<<			
10:00	14 SCHULTE P Player IN <<<<<<			
10:00				4 EVESON J Player IN <<<<<<
10:00				7 NORRIS S Player IN <<<<<<
10:00				8 HARTNETT M Player IN <<<<<<
10:00				14 DOWLER B Player IN <<<<<<
10:00				15 NESS B Player IN <<<<<<
10:00	9 SCOTT M Tap off lost			15 NESS B Tap off won
09:51				7 NORRIS S 2 Pts paint missed (2 Out)
09:51	9 SCOTT M Defensive Rebound			
09:38	14 SCHULTE P 2 Pts paint missed (2 Out)			
09:36				4 EVESON J Defensive Rebound
09:32				4 EVESON J Turnover
09:20	13 LADE J 2 Pts paint missed (2 Out)			
09:17				7 NORRIS S Defensive Rebound
09:12				15 NESS B 2 Pts paint missed (2 Out)
09:12	11 SERIO S Defensive Rebound			
09:12				15 NESS B Personal foul
09:12	11 SERIO S Foul On			
09:04	14 SCHULTE P 2-Pts paint made (2 In)	2-0	+2	
08:50				4 EVESON J Foul On
08:50	9 SCOTT M Personal foul			
08:50		2-1	+1	4 EVESON J Free Throw made (1 In)
08:50		2-2	0	4 EVESON J Free Throw made (1 In)
08:39	14 SCHULTE P 2-Pts paint made (2 In)	4-2	+2	
08:20		4-4	0	15 NESS B 2-Pts made (2 In)
08:18				4 EVESON J Assist
07:57	11 SERIO S 2-Pts missed (2 out)			
07:56	9 SCOTT M Offensive Rebound			
07:55				7 NORRIS S Personal foul
07:55	9 SCOTT M Foul On			



## PLAY BY PLAY

文字比分播报

USA 68 vs 61 AUS

Attendance: 9780

Game Time	USA - United States	Score	Lead	AUS - Australia
07:44	14 SCHULTE P 2-Pts missed (2 out)			
07:42	13 LADE J Offensive Rebound			
07:31	6 LESPERANCE M 2 Pts paint missed (2 Out)			
07:29				4 EVESON J Defensive Rebound
07:10				7 NORRIS S 2-Pts missed (2 out)
07:07				4 EVESON J Offensive Rebound
07:02				15 NESS B 2 Pts paint missed (2 Out)
06:59				7 NORRIS S Offensive Rebound
06:58				7 NORRIS S Turnover
06:58	13 LADE J Steal			
06:52				7 NORRIS S Personal foul
06:52	13 LADE J Foul On			
06:43	13 LADE J 2-Pts missed (2 out)			
06:41				15 NESS B Defensive Rebound
06:29		4-6	-2	7 NORRIS S 2-Pts paint made (2 In)
06:17				8 HARTNETT M Personal foul
06:17	14 SCHULTE P Foul On			
06:17				10 KING A Player IN <<----
06:17				12 MIZENS G Player IN <<----
06:17				7 NORRIS S Player OUT ---->>
06:17				8 HARTNETT M Player OUT ---->>
06:03	11 SERIO S 2-Pts paint made (2 In)	6-6	0	
06:02	14 SCHULTE P Assist			
05:43		6-8	-2	4 EVESON J 2-Pts paint made (2 In)
05:42				15 NESS B Assist
05:33	14 SCHULTE P 3-Pts made (3 In)	9-8	+1	
05:33	14 SCHULTE P Personal foul			
05:33				15 NESS B Foul On
05:11				15 NESS B 2 Pts paint missed (2 Out)
05:09				15 NESS B Offensive Rebound
05:09				15 NESS B 2 Pts paint missed (2 Out)
05:06				10 KING A Offensive Rebound
05:02				15 NESS B 2 Pts paint missed (2 Out)
05:01				15 NESS B Offensive Rebound
04:57		9-10	-1	4 EVESON J 2-Pts paint made (2 In)
04:36	11 SERIO S 2-Pts made (2 In)	11-10	+1	
04:35	13 LADE J Assist			
04:14		11-12	-1	15 NESS B 2-Pts made (2 In)
04:12				12 MIZENS G Assist
04:05	11 SERIO S Fast Break			
04:03	11 SERIO S 2-Pts paint made (2 In)	13-12	+1	
03:48		13-14	-1	14 DOWLER B 2-Pts paint made (2 In)



## PLAY BY PLAY

文字比分播报

USA 68 vs 61 AUS

Attendance: 9780

Game Time	USA - United States	Score	Lead	AUS - Australia
03:42	14 SCHULTE P Offensive foul			
03:42	14 SCHULTE P Turnover			
03:42				4 EVESON J Foul On
03:36	14 SCHULTE P Steal			
03:36				14 DOWLER B Turnover
03:33	14 SCHULTE P 2-Pts paint made (2 In)	15-14	+1	
03:33				14 DOWLER B Personal foul
03:33	14 SCHULTE P Foul On			
03:33	14 SCHULTE P Free Throw made (1 In)	16-14	+2	
03:14				4 EVESON J Foul On
03:14	9 SCOTT M Personal foul			
03:14				8 HARTNETT M Player IN <<----
03:14				14 DOWLER B Player OUT ---->>
03:14	4 BARBER E Player IN <<----			
03:14	5 PAYE M Player IN <<----			
03:14	10 GLASBRENNER J Player IN <<----			
03:14	9 SCOTT M Player OUT ---->>			
03:14	6 LESPERANCE M Player OUT ---->>			
03:14	11 SERIO S Player OUT ---->>			
03:14		16-15	+1	4 EVESON J Free Throw made (1 In)
03:14		16-16	0	4 EVESON J Free Throw made (1 In)
03:14				5 SACHS T Player IN <<----
03:14				15 NESS B Player OUT ---->>
02:49	5 PAYE M 2-Pts made (2 In)	18-16	+2	
02:34	14 SCHULTE P Personal foul			
02:34				4 EVESON J Foul On
02:34		18-17	+1	4 EVESON J Free Throw made (1 In)
02:34		18-18	0	4 EVESON J Free Throw made (1 In)
02:34	Time out			
02:34	15 CHAMBERS J Player IN <<----			
02:34	11 SERIO S Player IN <<----			
02:34	10 GLASBRENNER J Player OUT ---->>			
02:34	14 SCHULTE P Player OUT ---->>			
02:27	5 PAYE M Offensive foul			
02:27	5 PAYE M Turnover			
02:27				4 EVESON J Foul On
02:12				5 SACHS T 2 Pts paint missed (2 Out)
02:10	15 CHAMBERS J Defensive Rebound			
02:01	15 CHAMBERS J 2-Pts paint made (2 In)	20-18	+2	
01:59	5 PAYE M Assist			
01:37				10 KING A 2-Pts missed (2 out)
01:35	11 SERIO S Defensive Rebound			



## PLAY BY PLAY

文字比分播报

USA 68 vs 61 AUS

Attendance: 9780

Game Time	USA - United States	Score	Lead	AUS - Australia
01:14	11 SERIO S 2-Pts missed (2 out)			
01:12				10 KING A Defensive Rebound
01:05	15 CHAMBERS J Personal foul			
01:05				4 EVESON J Foul On
01:05				4 EVESON J Free Throw missed (1 Out)
01:05		20-19	+1	4 EVESON J Free Throw made (1 In)
00:45	4 BARBER E 2-Pts made (2 In)	22-19	+3	
00:44	5 PAYE M Assist			
00:36	11 SERIO S Personal foul			
00:36				5 SACHS T Foul On
00:36				5 SACHS T Free Throw missed (1 Out)
00:36		22-20	+2	5 SACHS T Free Throw made (1 In)
00:26	4 BARBER E 3-Pts missed (3 Out)			
00:24				4 EVESON J Defensive Rebound
00:20				5 SACHS T Offensive foul
00:20				5 SACHS T Turnover
00:20	11 SERIO S Foul On			
00:00	4 BARBER E 2-Pts paint made (2 In)	24-20	+4	
00:00	5 PAYE M Assist			

## SECOND QUARTER

### Quarter Starters:

USA 5 PAYE M                      15 CHAMBERS J                      11 SERIO S                      4 BARBER E                      13 LADE J  
AUS 15 NESS B                      10 KING A                      5 SACHS T                      12 MIZENS G                      8 HARTNETT M

Game Time	USA - United States	Score	Lead	AUS - Australia
10:00	5 PAYE M Player IN <<----			
10:00	15 CHAMBERS J Player IN <<----			
10:00	11 SERIO S Player IN <<----			
10:00	4 BARBER E Player IN <<----			
10:00	13 LADE J Player IN <<----			
10:00				15 NESS B Player IN <<----
10:00				10 KING A Player IN <<----
10:00				5 SACHS T Player IN <<----
10:00				12 MIZENS G Player IN <<----
10:00				8 HARTNETT M Player IN <<----
00:00	Tap off situation, throw-in			
09:36	13 LADE J 2-Pts made (2 In)	26-20	+6	
09:24				5 SACHS T Offensive foul
09:24				5 SACHS T Turnover
09:24	11 SERIO S Foul On			
08:55	11 SERIO S 3-Pts made (3 In)	29-20	+9	
08:40	4 BARBER E Personal foul			



## PLAY BY PLAY

文字比分播报

USA 68 vs 61 AUS

Attendance: 9780

Game Time	USA - United States	Score	Lead	AUS - Australia
08:40				5 SACHS T Foul On
08:40				13 ALCOTT D Player IN <<----
08:40				9 KNOWLES T Player IN <<----
08:40				6 STIBNERS B Player IN <<----
08:40				5 SACHS T Player OUT ---->>
08:40				7 NORRIS S Player IN <<----
08:40				12 MIZENS G Player OUT ---->>
08:40				15 NESS B Player OUT ---->>
08:40				8 HARTNETT M Player OUT ---->>
08:24		29-22	+7	13 ALCOTT D 2-Pts made (2 In)
07:55	5 PAYE M 2-Pts missed (2 out)			
07:53				7 NORRIS S Defensive Rebound
07:38	5 PAYE M Personal foul			
07:38				6 STIBNERS B Foul On
07:33				10 KING A 3-Pts missed (3 Out)
07:31	11 SERIO S Defensive Rebound			
07:17	11 SERIO S 2 Pts paint missed (2 Out)			
07:16				7 NORRIS S Defensive Rebound
07:06		29-24	+5	7 NORRIS S 2-Pts paint made (2 In)
06:42	13 LADE J 2-Pts paint made (2 In)	31-24	+7	
06:40	15 CHAMBERS J Assist			
06:23				13 ALCOTT D 2 Pts paint missed (2 Out)
06:21	13 LADE J Defensive Rebound			
06:09				7 NORRIS S Personal foul
06:09	15 CHAMBERS J Foul On			
06:09	15 CHAMBERS J Free Throw made (1 In)	32-24	+8	
06:08	15 CHAMBERS J Free Throw missed (1 Out)			
06:06				9 KNOWLES T Defensive Rebound
05:46		32-26	+6	9 KNOWLES T 2-Pts paint made (2 In)
05:44				6 STIBNERS B Assist
05:27	5 PAYE M 2-Pts paint made (2 In)	34-26	+8	
05:08				13 ALCOTT D 2-Pts missed (2 out)
05:08	Defensive Rebound			
05:08				12 MIZENS G Player IN <<----
05:08				4 EVESON J Player IN <<----
05:08				6 STIBNERS B Player OUT ---->>
05:08				7 NORRIS S Player OUT ---->>
04:51	11 SERIO S 2-Pts missed (2 out)			
04:50				10 KING A Defensive Rebound
04:31		34-28	+6	10 KING A 2-Pts made (2 In)
04:29				4 EVESON J Assist
04:06	11 SERIO S 2-Pts made (2 In)	36-28	+8	



## PLAY BY PLAY

文字比分播报

USA 68 vs 61 AUS

Attendance: 9780

Game Time	USA - United States	Score	Lead	AUS - Australia
04:04	5 PAYE M Assist			
03:41				Time out
03:41	13 LADE J Personal foul			
03:41				4 EVESON J Foul On
03:41				15 NESS B Player IN <<----
03:41				11 SIMMONS T Player IN <<-----
03:41				9 KNOWLES T Player OUT ---->>
03:41				13 ALCOTT D Player OUT ---->>
03:28				10 KING A 2-Pts missed (2 out)
03:25	15 CHAMBERS J Defensive Rebound			
03:19	5 PAYE M 2-Pts missed (2 out)			
03:13	13 LADE J Offensive Rebound			
03:07	15 CHAMBERS J 2-Pts paint made (2 In)	38-28	+10	
03:05	13 LADE J Assist			
02:53		38-30	+8	4 EVESON J 2-Pts paint made (2 In)
02:50				10 KING A Assist
02:41	5 PAYE M 2-Pts paint made (2 In)	40-30	+10	
02:21				10 KING A 2 Pts paint missed (2 Out)
02:20	4 BARBER E Defensive Rebound			
02:01	5 PAYE M 2-Pts missed (2 out)			
01:59				15 NESS B Defensive Rebound
01:42		40-32	+8	4 EVESON J 2-Pts made (2 In)
01:23				11 SIMMONS T Personal foul
01:23	15 CHAMBERS J Foul On			
01:17	15 CHAMBERS J 2-Pts missed (2 out)			
01:15				12 MIZENS G Defensive Rebound
00:57		40-34	+6	15 NESS B 2-Pts made (2 In)
00:29	11 SERIO S 2-Pts made (2 In)	42-34	+8	
00:08				15 NESS B 2-Pts missed (2 out)
00:06				10 KING A Offensive Rebound
00:06		42-36	+6	10 KING A 2-Pts paint made (2 In)
00:00	13 LADE J 3-Pts missed (3 Out)			

### THIRD QUARTER

#### Quarter Starters:

USA 5 PAYE M                      10 GLASBRENNER J              13 LADE J                      4 BARBER E                      14 SCHULTE P  
AUS 4 EVESON J                      14 DOWLER B                      10 KING A                      12 MIZENS G                      15 NESS B

Game Time	USA - United States	Score	Lead	AUS - Australia
10:00	5 PAYE M Player IN <<----			
10:00	10 GLASBRENNER J Player IN <<----			
10:00	13 LADE J Player IN <<----			
10:00	4 BARBER E Player IN <<----			



## PLAY BY PLAY

文字比分播报

USA 68 vs 61 AUS

Attendance: 9780

Game Time	USA - United States	Score	Lead	AUS - Australia
10:00	14 SCHULTE P Player IN <<----			
10:00				4 EVESON J Player IN <<----
10:00				14 DOWLER B Player IN <<----
10:00				10 KING A Player IN <<----
10:00				12 MIZENS G Player IN <<----
10:00				15 NESS B Player IN <<----
09:59				Tap off situation, throw-in
09:47	10 GLASBRENNER J Personal foul			
09:47				4 EVESON J Foul On
09:32		42-38	+4	10 KING A 2-Pts made (2 In)
09:29				15 NESS B Assist
09:12	10 GLASBRENNER J 2-Pts missed (2 out)			
09:10				10 KING A Defensive Rebound
08:51				10 KING A 2-Pts missed (2 out)
08:51	Defensive Rebound			
08:24	4 BARBER E 2 Pts paint missed (2 Out)			
08:22				12 MIZENS G Defensive Rebound
08:11				15 NESS B 2 Pts paint missed (2 Out)
08:11				15 NESS B Offensive Rebound
08:11	10 GLASBRENNER J Personal foul			
08:11				15 NESS B Foul On
08:02				15 NESS B 2-Pts missed (2 out)
08:00	13 LADE J Defensive Rebound			
07:45	5 PAYE M 2-Pts missed (2 out)			
07:43				4 EVESON J Defensive Rebound
07:19				4 EVESON J 2-Pts missed (2 out)
07:18	10 GLASBRENNER J Defensive Rebound			
07:09	13 LADE J 2 Pts paint missed (2 Out)			
07:07				15 NESS B Defensive Rebound
07:00		42-40	+2	4 EVESON J 2-Pts paint made (2 In)
06:33	5 PAYE M 2-Pts missed (2 out)			
06:31				15 NESS B Defensive Rebound
06:27				15 NESS B Foul On
06:27	14 SCHULTE P Personal foul			
06:27	15 CHAMBERS J Player IN <<----			
06:27	11 SERIO S Player IN <<----			
06:27	14 SCHULTE P Player OUT ---->>			
06:27	10 GLASBRENNER J Player OUT ---->>			
06:15		42-42	0	10 KING A 2-Pts made (2 In)
06:12				4 EVESON J Assist
06:00	15 CHAMBERS J 2 Pts paint missed (2 Out)			
05:59				15 NESS B Defensive Rebound



## PLAY BY PLAY

文字比分播报

USA 68 vs 61 AUS

Attendance: 9780

Game Time	USA - United States	Score	Lead	AUS - Australia
05:44		42-44	-2	15 NESS B 2-Pts paint made (2 In)
05:44	Time out			
05:22				14 DOWLER B Personal foul
05:22	11 SERIO S Foul On			
05:04	11 SERIO S 2-Pts missed (2 out)			
05:04				Defensive Rebound
04:57				15 NESS B Offensive foul
04:57				15 NESS B Turnover
04:57	5 PAYE M Foul On			
04:40	5 PAYE M 2-Pts paint made (2 In)	44-44	0	
04:38	11 SERIO S Assist			
04:17				12 MIZENS G 2 Pts paint missed (2 Out)
04:15	11 SERIO S Defensive Rebound			
03:54	15 CHAMBERS J Turnover			
03:44				15 NESS B Turnover
03:44	11 SERIO S Steal			
03:20	11 SERIO S 2-Pts made (2 In)	46-44	+2	
03:15	13 LADE J Assist			
03:00		46-46	0	15 NESS B 2-Pts paint made (2 In)
03:00				15 NESS B Foul On
03:00	15 CHAMBERS J Personal foul			
03:00	12 NELMS J Player IN <<----			
03:00	13 LADE J Player OUT ---->>			
03:00		46-47	-1	15 NESS B Free Throw made (1 In)
03:00				15 NESS B Player OUT ---->>
03:00				5 SACHS T Player IN <<----
02:46	5 PAYE M 2-Pts missed (2 out)			
02:44				4 EVESON J Defensive Rebound
02:36		46-49	-3	5 SACHS T 2-Pts paint made (2 In)
02:36				5 SACHS T Foul On
02:36	12 NELMS J Personal foul			
02:36		46-50	-4	5 SACHS T Free Throw made (1 In)
02:36	9 SCOTT M Player IN <<----			
02:36	15 CHAMBERS J Player OUT ---->>			
02:36	4 BARBER E Player OUT ---->>			
02:36	6 LESPERANCE M Player IN <<----			
02:24	12 NELMS J 2-Pts missed (2 out)			
02:22				4 EVESON J Defensive Rebound
02:13		46-52	-6	4 EVESON J 2-Pts paint made (2 In)
01:49	12 NELMS J 2-Pts missed (2 out)			
01:47				4 EVESON J Defensive Rebound
01:36		46-54	-8	4 EVESON J 2-Pts paint made (2 In)





## PLAY BY PLAY

文字比分播报

USA 68 vs 61 AUS

Attendance: 9780

Game Time	USA - United States	Score	Lead	AUS - Australia
01:34	6 LESPERANCE M Offensive foul			
01:34	6 LESPERANCE M Turnover			
01:34				4 EVESON J Foul On
01:34	Time out			
01:24		46-56	-10	4 EVESON J 2-Pts paint made (2 In)
01:14	5 PAYE M 2-Pts paint made (2 In)	48-56	-8	
01:14	5 PAYE M Foul On			
01:14				10 KING A Personal foul
01:13	5 PAYE M Free Throw missed (1 Out)			
01:11				4 EVESON J Defensive Rebound
01:03	5 PAYE M Personal foul			
01:03				5 SACHS T Foul On
01:03				5 SACHS T Free Throw missed (1 Out)
01:03		48-57	-9	5 SACHS T Free Throw made (1 In)
00:54	11 SERIO S Foul On			
00:54				5 SACHS T Personal foul
00:54				15 NESS B Player IN <<----
00:54				5 SACHS T Player OUT ---->>
00:46	5 PAYE M 3-Pts missed (3 Out)			
00:44				15 NESS B Defensive Rebound
00:41				4 EVESON J Turnover
00:26	12 NELMS J 3-Pts made (3 In)	51-57	-6	
00:01				4 EVESON J 2-Pts missed (2 out)
00:00	Defensive Rebound			

## FOURTH QUARTER

### Quarter Starters:

USA

AUS

Game Time	USA - United States	Score	Lead	AUS - Australia
10:00	9 SCOTT M Player IN <<----			
10:00	5 PAYE M Player IN <<----			
10:00	6 LESPERANCE M Player IN <<----			
10:00	11 SERIO S Player IN <<----			
10:00	12 NELMS J Player IN <<----			
10:00				15 NESS B Player IN <<----
10:00				4 EVESON J Player IN <<----
10:00				10 KING A Player IN <<----
10:00				12 MIZENS G Player IN <<----
10:00				14 DOWLER B Player IN <<----
09:54	Tap off situation, throw-in			
09:49	12 NELMS J 3-Pts missed (3 Out)			



## PLAY BY PLAY

文字比分播报

USA 68 vs 61 AUS

Attendance: 9780

Game Time	USA - United States	Score	Lead	AUS - Australia
09:47				4 EVESON J Defensive Rebound
09:41				4 EVESON J Turnover
09:32				Tap off situation, throw-in
09:22				4 EVESON J Foul On
09:22	9 SCOTT M Personal foul			
09:18				15 NESS B Turnover
09:02	12 NELMS J 2-Pts missed (2 out)			
09:01				4 EVESON J Defensive Rebound
08:49		51-59	-8	15 NESS B 2-Pts paint made (2 In)
08:48				4 EVESON J Assist
08:32	12 NELMS J 3-Pts made (3 In)	54-59	-5	
08:09				4 EVESON J Offensive foul
08:09				4 EVESON J Turnover
08:09	12 NELMS J Foul On			
07:53	9 SCOTT M 3-Pts missed (3 Out)			
07:51				4 EVESON J Defensive Rebound
07:44				4 EVESON J Turnover
07:44	11 SERIO S Steal			
07:40	11 SERIO S 2-Pts missed (2 out)			
07:38				4 EVESON J Defensive Rebound
07:33				7 NORRIS S Player IN <<----
07:33				8 HARTNETT M Player IN <<----
07:33				10 KING A Player OUT ---->>
07:33				12 MIZENS G Player OUT ---->>
07:33	14 SCHULTE P Player IN <<----			
07:33	5 PAYE M Player OUT ---->>			
07:24	Tap off situation, throw-in			
07:03	12 NELMS J 2-Pts made (2 In)	56-59	-3	
06:38				4 EVESON J Turnover
06:38	11 SERIO S Steal			
06:22	12 NELMS J 2-Pts missed (2 out)			
06:20				4 EVESON J Defensive Rebound
06:12				4 EVESON J Turnover
06:12	9 SCOTT M Player OUT ---->>			
06:12	15 CHAMBERS J Player IN <<----			
06:02	12 NELMS J 3-Pts made (3 In)	59-59	0	
06:00	14 SCHULTE P Assist			
05:34				4 EVESON J Turnover
05:34	15 CHAMBERS J Steal			
05:11	15 CHAMBERS J 2-Pts made (2 In)	61-59	+2	
05:10	11 SERIO S Assist			
04:47		61-61	0	8 HARTNETT M 2-Pts made (2 In)



## PLAY BY PLAY

文字比分播报

USA 68 vs 61 AUS

Attendance: 9780

Game Time	USA - United States	Score	Lead	AUS - Australia
04:47				4 EVESON J Player OUT ---->>
04:47				5 SACHS T Player IN <<----
04:44				7 NORRIS S Personal foul
04:44	14 SCHULTE P Foul On			
04:32	14 SCHULTE P 2-Pts paint made (2 In)	63-61	+2	
04:32				8 HARTNETT M Personal foul
04:32	14 SCHULTE P Foul On			
04:32	14 SCHULTE P Free Throw made (1 In)	64-61	+3	
04:10				5 SACHS T 2-Pts missed (2 out)
04:09				7 NORRIS S Offensive Rebound
03:58				5 SACHS T 2-Pts missed (2 out)
03:56	15 CHAMBERS J Defensive Rebound			
03:51	11 SERIO S 2 Pts paint missed (2 Out)			
03:48				7 NORRIS S Defensive Rebound
03:36				8 HARTNETT M 2 Pts paint missed (2 Out)
03:34	11 SERIO S Defensive Rebound			
03:29				4 EVESON J Player IN <<----
03:29				5 SACHS T Player OUT ---->>
03:18	14 SCHULTE P 3-Pts missed (3 Out)			
03:16				15 NESS B Defensive Rebound
03:08				6 STIBNERS B 2 Pts paint missed (2 Out)
03:08	Defensive Rebound			
02:53	12 NELMS J 2-Pts made (2 In)	66-61	+5	
02:30				15 NESS B Turnover
02:30				Time out
02:09	15 CHAMBERS J 2 Pts paint missed (2 Out)			
02:06				7 NORRIS S Defensive Rebound
01:43				15 NESS B 2-Pts missed (2 out)
01:40	15 CHAMBERS J Defensive Rebound			
01:15	14 SCHULTE P 2-Pts missed (2 out)			
01:13				15 NESS B Defensive Rebound
01:10				15 NESS B Turnover
01:10	15 CHAMBERS J Steal			
00:59				15 NESS B Personal foul
00:59	12 NELMS J Foul On			
00:59				10 KING A Player IN <<----
00:59				12 MIZENS G Player IN <<----
00:59				9 KNOWLES T Player IN <<----
00:59				8 HARTNETT M Player OUT ---->>
00:59				15 NESS B Player OUT ---->>
00:59				7 NORRIS S Player OUT ---->>
00:36	11 SERIO S 2 Pts paint missed (2 Out)			



## PLAY BY PLAY

文字比分播报

USA 68 vs 61 AUS

Attendance: 9780

Game Time	USA - United States	Score	Lead	AUS - Australia
00:34				4 EVESON J Defensive Rebound
00:20				4 EVESON J 2 Pts paint missed (2 Out)
00:19	15 CHAMBERS J Defensive Rebound			
00:19				10 KING A Personal foul
00:19	12 NELMS J Foul On			
00:19	12 NELMS J Free Throw made (1 In)	67-61	+6	
00:19	12 NELMS J Free Throw made (1 In)	68-61	+7	
00:19				Time out
00:19	15 CHAMBERS J Player OUT ---->>			
00:19	9 SCOTT M Player IN <<----			
00:10				9 KNOWLES T 3-Pts missed (3 Out)
00:10	Defensive Rebound			



## RESULTS

比赛成绩

### USA 42 vs 36 AUS

Attendance: 9780

Referee: URUNUELA Juan Manuel (ESP)

Commissioner: KERR Trevor Andrew (CAN)

Umpires: GAUTHIER Sebastien (CAN); BOSVELD Andre (NED)

Classifier: MACKAY Kenneth (GBR)

		Q1		Q2	
Scoring by 5 min intervals:	USA	9	24	34	42
	AUS	8	20	26	36

#### USA - UNITED STATES of AMERICA

No.	Name	Sport Class	MIN	Field Goals		2 Points		3 Points		Free Throws		Rebounds			AS	TO	ST	BS	PF	FO	PTS	
				M/A	%	M/A	%	M/A	%	M/A	%	OR	DR	TOT								
*6	LESPERANCE Matt	1.0	06:46	0/1	0	0/1	0														0	
*9	SCOTT Matt	4.0	06:46									1	1	2					2	1	0	
*11	SERIO Steve	3.5	19:20	6/10	60	5/9	56	1/1	100				3	3					1	3	13	
*13	LADE Jeremy	2.5	20:00	2/5	40	2/4	50	0/1	0			2	1	3	2		1		1	1	4	
*14	SCHULTE Paul	3.0	07:26	4/6	67	3/5	60	1/1	100	1/1	100				1	1	1		3	2	10	
4	BARBER Eric	1.0	13:14	2/3	67	2/2	100	0/1	0				1	1					1		4	
5	PAYE Mikey (C)	3.0	13:14	3/6	50	3/6	50								4	1			2		6	
7	MAZZI Jaime	2.0	00:00																		0	
8	COUNTS Jacob	3.5	00:00																		0	
10	GLASBRENNER Jeff	4.5	00:40																		0	
12	NELMS Jay	2.5	00:00																		0	
15	CHAMBERS Joe	4.0	12:34	2/3	67	2/3	67			1/2	50		2	2	1				1	2	5	
Team/Coach																						
<b>Totals</b>				19/34	56	17/30	57	2/4	50	2/3	67	3	9	12	8	2	2			11	9	42
<b>Coach</b>		WILSON Steve																				
<b>Assistant Coach</b>		CHYNOWETH Tracy									JACKSON Paul											

#### AUS - AUSTRALIA

No.	Name	Sport Class	MIN	Field Goals		2 Points		3 Points		Free Throws		Rebounds			AS	TO	ST	BS	PF	FO	PTS	
				M/A	%	M/A	%	M/A	%	M/A	%	OR	DR	TOT								
*4	EVESON Justin	4.5	15:08	4/4	100	4/4	100			7/8	88	1	3	4	2	1				7	15	
*7	NORRIS Shaun	3.0	07:15	2/4	50	2/4	50					1	3	4		1			3		4	
*8	HARTNETT Michael	1.0	08:17																1		0	
*14	DOWLER Brendan	1.0	06:46	1/1	100	1/1	100									1			1		2	
*15	NESS Brad (C)	4.5	11:47	3/9	33	3/9	33					2	2	4	1				1	1	6	
5	SACHS Troy	4.5	04:34	0/1	0	0/1	0			1/2	50					2			2	2	1	
6	STIBNERS Brett	4.0	03:32												1					1	0	
9	KNOWLES Tristan	4.0	04:59	1/1	100	1/1	100						1	1							2	
10	KING Adrian	2.0	16:17	2/6	33	2/5	40	0/1	0			2	2	4	1						4	
11	SIMMONS Tige	1.0	03:41																1		0	
12	MIZENS Grant	2.0	12:45										1	1	1						0	
13	ALCOTT Dylan	1.0	04:59	1/3	33	1/3	33														2	
Team/Coach																						
<b>Totals</b>				14/29	48	14/28	50	0/1	0	8/10	80	6	12	18	6	5				9	11	36
<b>Coach</b>		ETTRIDGE Benjamin James																				
<b>Assistant Coach</b>		FRIDAY Craig Anthony																				

	USA	AUS
Points from Turnovers	7	0
Points in the Paint	22	16
Second Chance Points	2	8
Fast Break Points	2	0

	USA	AUS
Biggest Lead	10	2
Biggest Scoring Run	7-0(29-20)	4-0(4-6)
Lead Changes	9	
Times Tied	5	

#### Legend:

%	Shooting Percentage	(C)	Captain	*	Starters	AS	Assists
BS	Blocked Shots	DR	Defensive Rebounds	FO	Fouls On	M/A	Made/Attempts
MIN	Minutes Played	OR	Offensive Rebounds	PF	Fouls	PTS	Points
Qx	Quarter Time	ST	Steals	TO	Turnovers	TOT	Total Rebounds



## RESULTS

比赛成绩

### USA 68 vs 61 AUS

Attendance: 9780

Referee: URUNUELA Juan Manuel (ESP)

Commissioner: KERR Trevor Andrew (CAN)

Umpires: GAUTHIER Sebastien (CAN); BOSVELD Andre (NED)

Classifier: MACKAY Kenneth (GBR)

		Q1		Q2		Q3		Q4	
Scoring by 5 min intervals:	USA	9	24	34	42	42	51	61	68
	AUS	8	20	26	36	44	57	59	61

#### USA - UNITED STATES of AMERICA

No.	Name	Sport Class	MIN	Field Goals		2 Points		3 Points		Free Throws		Rebounds			AS	TO	ST	BS	PF	FO	PTS	
				M/A	%	M/A	%	M/A	%	M/A	%	OR	DR	TOT								
*6	LESPERANCE Matt	1.0	19:22	0/1	0	0/1	0								1				1		0	
*9	SCOTT Matt	4.0	13:29	0/1	0			0/1	0			1	1	2					3	1	0	
*11	SERIO Steve	3.5	35:47	7/15	47	6/14	43	1/1	100				5	5	2		3		1	5	15	
*13	LADE Jeremy	2.5	27:00	2/6	33	2/5	40	0/1	0			2	2	4	3		1		1	1	4	
*14	SCHULTE Paul	3.0	18:32	5/9	56	4/7	57	1/2	50	2/2	100				2	1	1		4	4	13	
4	BARBER Eric	1.0	20:38	2/4	50	2/3	67	0/1	0			1	1						1		4	
5	PAYE Mikey (C)	3.0	25:41	5/12	42	5/11	45	0/1	0	0/1	0				4	1			3	2	10	
7	MAZZI Jaime	2.0	00:00																		0	
8	COUNTS Jacob	3.5	00:00																		0	
10	GLASBRENNER Jeff	4.5	04:13	0/1	0	0/1	0					1	1						2		0	
12	NELMS Jay	2.5	13:00	5/10	50	2/6	33	3/4	75	2/2	100								1	3	15	
15	CHAMBERS Joe	4.0	22:18	3/6	50	3/6	50			1/2	50	5	5	1	1	2			2	2	7	
Team/Coach																						
<b>Totals</b>				29/65	45	24/54	44	5/11	45	5/7	71	3	20	23	12	4	7			19	18	68
<b>Coach</b>		WILSON Steve																				
<b>Assistant Coach</b>		CHYNOWETH Tracy										JACKSON Paul										

#### AUS - AUSTRALIA

No.	Name	Sport Class	MIN	Field Goals		2 Points		3 Points		Free Throws		Rebounds			AS	TO	ST	BS	PF	FO	PTS	
				M/A	%	M/A	%	M/A	%	M/A	%	OR	DR	TOT								
*4	EVESON Justin	4.5	33:50	8/11	73	8/11	73			7/8	88	1	14	15	4	8			1	10	23	
*7	NORRIS Shaun	3.0	13:49	2/4	50	2/4	50					2	5	7		1			4		4	
*8	HARTNETT Michael	1.0	14:51	1/2	50	1/2	50												2		2	
*14	DOWLER Brendan	1.0	26:46	1/1	100	1/1	100								1				2		2	
*15	NESS Brad (C)	4.5	28:42	6/15	40	6/15	40			1/1	100	3	8	11	2	5			3	4	13	
5	SACHS Troy	4.5	07:58	1/4	25	1/4	25			3/5	60				2				3	4	5	
6	STIBNERS Brett	4.0	03:32	0/1	0	0/1	0								1					1	0	
9	KNOWLES Tristan	4.0	05:58	1/2	50	1/1	100	0/1	0				1	1							2	
10	KING Adrian	2.0	29:43	4/9	44	4/8	50	0/1	0			2	3	5	1				2		8	
11	SIMMONS Tige	1.0	03:41																1		0	
12	MIZENS Grant	2.0	26:11	0/1	0	0/1	0					2	2	1							0	
13	ALCOTT Dylan	1.0	04:59	1/3	33	1/3	33														2	
Team/Coach																						
<b>Totals</b>				25/53	47	25/51	49	0/2	0	11/14	79	8	34	42	9	17				18	19	61
<b>Coach</b>		ETTRIDGE Benjamin James																				
<b>Assistant Coach</b>		FRIDAY Craig Anthony																				

	USA	AUS
Points from Turnovers	19	0
Points in the Paint	28	32
Second Chance Points	2	8
Fast Break Points	2	0

	USA	AUS
Biggest Lead	10	10
Biggest Scoring Run	10-0(61-59)	12-0(46-56)
Lead Changes	13	
Times Tied	10	

#### Legend:

%	Shooting Percentage	(C)	Captain	*	Starters	AS	Assists
BS	Blocked Shots	DR	Defensive Rebounds	FO	Fouls On	M/A	Made/Attempts
MIN	Minutes Played	OR	Offensive Rebounds	OTx	Overtime	PF	Fouls
PTS	Points	Qx	Quarter Time	ST	Steals	TO	Turnovers
TOT	Total Rebounds						



**COMPETITION SCHEDULE** As of 7 SEP 2008

竞赛日程

Date	Start Time	Estimated Finish Time	Teams	Phase	Game No.	Location
SUN 7 SEP	10:00	11:45	AUS vs GBR	Preliminaries-Group A	2	USTB Gymnasium
	12:15	14:00	NED vs MEX	Preliminaries-Group B	4	USTB Gymnasium
	15:30	17:15	GER vs BRA	Preliminaries-Group A	6	USTB Gymnasium
	17:45	19:30	CHN vs JPN	Preliminaries-Group B	8	USTB Gymnasium
MON 8 SEP	9:00	10:45	JPN vs MEX	Preliminaries-Group B	11	National Indoor Stadium
	11:15	13:00	CAN vs NED	Preliminaries-Group B	13	National Indoor Stadium
	13:30	15:15	BRA vs AUS	Preliminaries-Group A	15	National Indoor Stadium
	16:15	18:00	USA vs GER	Preliminaries-Group A	17	National Indoor Stadium
TUE 9 SEP	13:30	15:15	MEX vs CHN	Preliminaries-Group B	25	National Indoor Stadium
	15:30	17:15	AUS vs USA	Preliminaries-Group A	26	USTB Gymnasium
	16:15	18:00	JPN vs CAN	Preliminaries-Group B	27	National Indoor Stadium
	17:45	19:30	GBR vs BRA	Preliminaries-Group A	28	USTB Gymnasium
WED 10 SEP	10:00	11:45	NED vs JPN	Preliminaries-Group B	32	USTB Gymnasium
	12:15	14:00	USA vs GBR	Preliminaries-Group A	34	USTB Gymnasium
	16:15	18:00	CAN vs CHN	Preliminaries-Group B	37	National Indoor Stadium
	18:30	20:15	GER vs AUS	Preliminaries-Group A	39	National Indoor Stadium
THU 11 SEP	9:00	10:45	BRA vs USA	Preliminaries-Group A	41	National Indoor Stadium
	11:15	13:00	GBR vs GER	Preliminaries-Group A	43	National Indoor Stadium
	15:30	17:15	MEX vs CAN	Preliminaries-Group B	46	USTB Gymnasium
	17:45	19:30	CHN vs NED	Preliminaries-Group B	48	USTB Gymnasium
FRI 12 SEP	13:30	15:15	1st Group A vs 4th Group B	Quarterfinals	53	National Indoor Stadium
	16:45	18:30	2nd Group B vs 3rd Group A	Quarterfinals	54	National Indoor Stadium
	19:00	20:45	2nd Group A vs 3rd Group B	Quarterfinals	55	National Indoor Stadium
	21:15	23:00	1st Group B vs 4th Group A	Quarterfinals	56	National Indoor Stadium
SAT 13 SEP	19:00	20:45	Winner #53 vs Winner #54	Semifinal	61	National Indoor Stadium
	21:15	23:00	Winner #55 vs Winner #56	Semifinal	62	National Indoor Stadium
SUN 14 SEP	9:00	10:45	Loser #53 vs Loser #54	Classification 5th-8th	63	National Indoor Stadium
	11:15	13:00	Loser #55 vs Loser #56	Classification 5th-8th	64	National Indoor Stadium
	13:30	15:15	5th Group A vs 5th Group B	Classification 9th-10th	65	National Indoor Stadium
MON 15 SEP	13:30	15:15	Loser #64 vs Loser #63	Classification 7th-8th	71	National Indoor Stadium
	15:45	17:30	Winner #64 vs Winner #63	Classification 5th-6th	72	National Indoor Stadium
	19:00	20:45	Loser #62 vs Loser #61	Bronze Medal	73	National Indoor Stadium
	21:30	23:15	Winner #62 vs Winner #61	Gold Medal	74	National Indoor Stadium



TEAM ROSTER As of 3 SEP 2008

球队名单

AUS - AUS

No.	Name	Pos	Sport Class	Date of Birth	Club - Season 2007/2008	Int'l Games Played
4	DOMASCHENZ Melanie	G	1.0	13 OCT 1983	DANDENONG RANGERS, MELBOURNE(AUS)	80
5	CRISPIN Cobi	F	4.0	22 DEC 1988	WESTERN STARS, FERTH(AUS)	39
6	KEAN Bridie	F	4.0	27 FEB 1987	DANDENONG RANGERS, MELBOURNE(AUS)	23
7	HALL Melanie	G	2.5	11 JAN 1977	QUEENSLAND COMETS, BRISBANE(AUS)	50
8	McKENZIE Tina	G	3.0	08 JUN 1974	DANDENONG RANGERS, MELBOURNE(AUS)	106
9	TESCH Liesl	F	4.0	17 MAY 1969	HILLS HORNETS, SYDNEY(AUS)	175
10	BURZYNSKI Clare	G	1.0	11 AUG 1986	WESTERN STARS, FERTH(AUS)	59
11	GAUCI Kylie	G	2.0	01 JAN 1985	GLADIATORS, SYDNEY(AUS)	102
12	CHAPLIN Shelley	G	3.5	04 SEP 1984	DANDENONG RANGERS, MELBOURNE(AUS)	93
13	STEWART Sarah	F	3.0	13 JUN 1976	HILLS HORNETS, SYDNEY(AUS)	86
14	HILL Katie	F	3.0	17 FEB 1984	HILLS HORNETS, SYDNEY(AUS)	52
15	O'KELLY-KENNEDY Kathleen	C	4.0	21 JUN 1986	GLADIATORS, SYDNEY(AUS)	57
<b>Team Average</b>						<b>76.8</b>

**Note:**  
Number of international games played provided by NPC

**Legend:**  
C Centre F Forward G Guard Pos Playing Position





TEAM ROSTER As of 3 SEP 2008

球队名单

BRA - BRA

No.	Name	Pos	Sport Class	Date of Birth	Club - Season 2007/2008	Int'l Games Played
4	REIS Cleonete	F	2.0	26 SEP 1976	ALL STAR RODAS, BELEM(BRA)	20
5	FARIAS Andreia Cristina Santa Ro	F	1.0	23 APR 1983	ALL STAR RODAS, BELEM(BRA)	4
6	MAFRA Naides	F	2.0	22 NOV 1977	ALL STAR RODAS, BELEM(BRA)	20
7	ALMEIDA Viledie	C	4.5	02 NOV 1991	ALL STAR RODAS, BELEM(BRA)	2
8	SILVA Rosalia	F	2.0	22 JAN 1970	ACADEF, RIO DE JANEIRO(BRA)	23
9	MARTINS Lia	C	4.5	17 JAN 1977	ALL STAR RODAS, BELEM(BRA)	15
10	SANTOS Monica	C	4.5	16 JAN 1979	CAD, SAO PAULO(BRA)	18
11	MORAES Jucilene	G	4.0	25 NOV 1978	ALL STAR RODAS, BELEM(BRA)	28
12	PANTOJA Ozineide	C	2.5	24 SEP 1971	ALL STAR RODAS, BELEM(BRA)	17
13	GOMES Elisabeth	F	1.0	15 JAN 1965	ADEFISA, SANTOS(BRA)	13
14	FERRAO Helena	F	4.0	17 JAN 1977	ALL STAR RODAS, BELEM(BRA)	15
15	COSTA Debora	G	4.0	04 APR 1989	ALL STAR RODAS, BELEM(BRA)	10
<b>Team Average</b>						<b>7.7</b>

**Note:**

Number of international games played provided by NPC

**Legend:**

C Centre F Forward G Guard Pos Playing Position



TEAM ROSTER As of 3 SEP 2008

球队名单

CAN - CAN

No.	Name	Pos	Sport Class	Date of Birth	Club - Season 2007/2008	Int'l Games Played
4	KREMPIEN Jen	G	1.0	19 FEB 1975	BC BREAKERS, VANCOUVER(CAN)	0
5	McLACHLAN Janet	C	4.5	26 AUG 1977	BC BREAKERS, VANCOUVER(CAN)	0
6	OHAMA Kendra	F	2.5	01 JUN 1965	CALGARY ROLLERS, CALGARY(CAN)	0
7	OUELLET Cindy	F	3.5	08 DEC 1988	QUEBEC, QUEBEC(CAN)	0
8	FERGUSON Tracey	F	3.0	07 SEP 1974	VARIETY VILLAGE, TORONTO(CAN)	0
9	BENOIT Chantal	F	3.5	01 OCT 1960	QUEBEC, QUEBEC(CAN)	0
10	HARNOCK Katie	F	2.5	12 AUG 1983	UNIVERSITY OF ALABAMA, ALABAMA(USA)	0
11	PETTINICCHI Sabrina	G	1.5	09 AUG 1972	QUEBEC, QUEBEC(CAN)	0
12	FRANKS Lisa	G	1.0	06 APR 1982	SASKATCHEWAN, SASKATCHEWAN(CAN)	0
13	RADKE Lori	C	4.5	27 FEB 1966	CALGARY ROLLERS, CALGARY(CAN)	0
14	THOMAS Misty	C	4.5	01 JUL 1964	BC BREAKERS, VANCOUVER(CAN)	0
15	FESER Tara	C	4.5	02 FEB 1980	EDMONTON INFERNO, EDMONTON(CAN)	0
<b>Team Average</b>						<b>0.0</b>

**Note:**  
Number of international games played provided by NPC

**Legend:**  
C Centre F Forward G Guard Pos Playing Position



TEAM ROSTER As of 3 SEP 2008

球队名单

CHN - CHN

No.	Name	Pos	Sport Class	Date of Birth	Club - Season 2007/2008	Int'l Games Played
4	ZHANG Santao	C	4.0	28 NOV 1966	GUANGDONG, GUANGZHOU(CHN)	4
5	GU Li	C	4.5	08 DEC 1981	LIAONING, SHENYANG(CHN)	2
6	HAO Wenhua	F	4.0	29 SEP 1988	HEBEI, SHIJIAZHUANG(CHN)	2
7	FU Yongqing	C	4.0	12 SEP 1979	YUNNAN, KUNMING(CHN)	4
8	YANG Chao	F	4.0	24 MAR 1986	YUNNAN, KUNMING(CHN)	4
9	PENG Fengling	C	4.0	22 SEP 1984	BEIJING, BEIJING(CHN)	4
10	CHEN Damei	F	3.0	03 DEC 1986	YUNNAN, KUNMING(CHN)	3
11	CHEN Qiurong	F	1.0	20 OCT 1982	YUNNAN, KUNMING(CHN)	4
12	LIU Mihuan	G	1.5	21 FEB 1983	YUNNAN, KUNMING(CHN)	3
13	LI Yanhua	G	1.5	21 SEP 1982	YUNNAN, KUNMING(CHN)	3
14	CAO Qiuping	G	3.0	18 AUG 1979	BEIJING, BEIJING(CHN)	4
15	ZHENG Donghuai	F	2.5	15 DEC 1981	YUNNAN, KUNMING(CHN)	5
<b>Team Average</b>						<b>0.9</b>

**Note:**  
Number of international games played provided by NPC

**Legend:**  
C Centre F Forward G Guard Pos Playing Position


**TEAM ROSTER** As of 3 SEP 2008

球队名单

**GBR - GBR**

No.	Name	Pos	Sport Class	Date of Birth	Club - Season 2007/2008	Int'l Games Played
4	MACLEAN Caroline	G	2.0	19 APR 1975	ACES, AYLESBURY(GBR)	0
5	HARPER Joanne	G	1.0	21 JAN 1965	SHEFFIELD STEELERS, SHEFFIELD(GBR)	10
6	STRANGE Clare	G	1.5	18 SEP 1979	ACES, AYLESBURY(GBR)	0
7	FOX Jill	G	1.5	11 MAR 1970	SHEFFIELD STEELERS, SHEFFIELD(GBR)	0
8	WILD Ann	G	2.0	11 APR 1973	FORCE, LONDON(GBR)	0
9	JOHNSON Paula	F	3.0	13 OCT 1977	BARON IN FURRESS, CLUMBIA(GBR)	0
10	WAGER Sally	F	3.0	13 AUG 1981	RHINOS, WOLVERHAMPTON(GBR)	0
11	FREEMAN Helen	F	4.0	21 NOV 1989	FORCE, LONDON(GBR)	40
12	TURNER Helen	F	4.0	15 OCT 1977	FORCE, LONDON(GBR)	0
13	SUGDEN Louise	G	2.0	20 JUL 1984	FORCE, LONDON(GBR)	60
14	McDONALD Pauline	G	2.5	15 APR 1980	SWBC TIGERS, BRIGHTON(GBR)	15
15	MATTHEWS Caroline	C	4.5	12 APR 1973	CELTS, CARDIFF(GBR)	77
<b>Team Average</b>						<b>3.4</b>

**Note:**

Number of international games played provided by NPC

**Legend:**

<b>C</b>	Centre	<b>F</b>	Forward	<b>G</b>	Guard	<b>Pos</b>	Playing Position
----------	--------	----------	---------	----------	-------	------------	------------------



**TEAM ROSTER** As of 3 SEP 2008

球队名单

**GER - GER**

No.	Name	Pos	Sport Class	Date of Birth	Club - Season 2007/2008	Int'l Games Played
4	KAUTZ Britta	F	1.0	19 MAR 1982	RSV LAHN DILL, WETZLAR(GER)	58
5	MEITNER Birgit	G	2.5	14 SEP 1977	REHA AUGSBURG, AUGSBURG(GER)	122
6	KUES Simone	F	1.0	08 NOV 1976	HAMBURGER SV, HAMBURG(GER)	143
7	MULLER Edina Anita	F	2.0	28 JUN 1983	ASV BONN, BONN(GER)	76
8	ZEYEN Annika	F	1.5	17 FEB 1985	RSV LAHN DILL, WETZLAR(GER)	144
9	SEIFERT Nicole	F	1.5	02 SEP 1974	HAMBURGER SV, HAMBURG(GER)	170
10	SCHUNEMANN Gesche	C	4.5	18 NOV 1982	RSV LAHN DILL, WETZLAR(GER)	49
11	SCHRATZ Nora	G	2.5	01 JUL 1979	RSC FRANKFURT, FRANKFURT(GER)	158
12	BUTTERBRODT Maren	C	4.5	16 JUL 1977	RSG LANGENHAGEN, HANNOVER(GER)	113
13	BEHRENS Alke	F	1.0	23 SEP 1979	RSC KOLN, KOLN(GER)	45
14	KAHL Annette	C	4.5	16 NOV 1972	HAMBURGER SV, HAMBURG(GER)	139
15	MOHNEN Marina	C	4.5	31 OCT 1978	RSC KOLN, KOLN(GER)	97
<b>Team Average</b>						<b>18.3</b>

**Note:**  
Number of international games played provided by NPC

**Legend:**  
C Centre F Forward G Guard Pos Playing Position



TEAM ROSTER As of 3 SEP 2008

球队名单

JPN - JPN

No.	Name	Pos	Sport Class	Date of Birth	Club - Season 2007/2008	Int'l Games Played
4	BETTO Yuka	F	3.0	31 JUL 1971	BRILLIANT CATS, AICHI(JPN)	8
5	MASHIKO Megumi	G	3.0	02 JUL 1970	TEAM EARTH, FUKUSHIMA(JPN)	16
6	URAMOTO Miki	G	2.5	10 SEP 1981	KYUSHU DOLPHIN, FUKUOKA(JPN)	6
7	TANEDA Kimi	G	1.0	23 NOV 1974	PASSION, KOCHI(JPN)	5
8	KOSUZUKI Tomomi	F	3.5	06 MAR 1979	BRILLIANT CATS, AICHI(JPN)	0
9	TAKABAYASHI Mika	G	1.5	26 JUN 1971	BRILLIANT CATS, AICHI(JPN)	28
10	YOSHIDA Erika	G	1.0	23 AUG 1977	BRILLIANT CATS, AICHI(JPN)	12
11	KAWAKAMI Rie	G	1.0	08 APR 1971	ELFIN, GUNMA(JPN)	15
12	TAKUBO Ikumi	F	4.0	02 NOV 1982	WING, KANAGAWA(JPN)	9
13	SUGAHARA Naoko	C	4.5	30 MAY 1968	COCKTAIL, KYOTO(JPN)	16
14	SOEDA Tomoe	F	3.5	09 JAN 1975	WING, KANAGAWA(JPN)	11
15	AMIMOTO Mari	F	4.5	15 NOV 1988	COCKTAIL, KYOTO(JPN)	7
<b>Team Average</b>						<b>1.6</b>

**Note:**  
Number of international games played provided by NPC

**Legend:**  
C Centre F Forward G Guard Pos Playing Position



TEAM ROSTER As of 3 SEP 2008

球队名单

MEX - MEX

No.	Name	Pos	Sport Class	Date of Birth	Club - Season 2007/2008	Int'l Games Played
4	VAZQUEZ Cecilia		2.5	18 DEC 1965	MDO.MEX, MEXICO(MEX)	92
5	RODRIGUEZ Patricia	G	2.0	18 MAR 1967	JALISCO, GUADALAJARA	47
6	TORRES Rocio	C	3.5	09 OCT 1973	MDO.MEX, MEXICO(MEX)	42
7	ESTRADA Floralia	C	4.0	08 AUG 1990	JALISCO, GUADALAJARA	4
8	PEREZ Anaisa	G	2.5	16 JAN 1992	OAXACA, OAXACA	12
9	VAZQUEZ Lucia	F	4.0	20 DEC 1965	MDO.MEX, MEXICO(MEX)	86
10	CAMARA Rosa	F	3.0	25 SEP 1956	D.F, D.F(MEX)	112
11	RODRIGUEZ Alma	G	3.0	29 MAY 1966	D.F, D.F	46
12	MIRANDA Magali	G	3.0	27 MAY 1978	D.F, D.F(MEX)	64
13	GUZMAN Rubicela	F	3.0	09 FEB 1977	JALISCO, JALISCO(MEX)	49
14	VERA Rosa	G	2.0	18 FEB 1965	MDO.MEX, MDO.MEX(MEX)	71
15	GARCIA Wendy	G	1.0	07 OCT 1980	D.F, D.F(MEX)	38
<b>Team Average</b>						<b>6.9</b>

Note:

Number of international games played provided by NPC

Legend:

C Centre F Forward G Guard Pos Playing Position



**TEAM ROSTER** As of 3 SEP 2008

球队名单

**NED - NED**

No.	Name	Pos	Sport Class	Date of Birth	Club - Season 2007/2008	Int'l Games Played
4	HUITZING Inge	G	4.5	19 APR 1974	SC DEVEDO, ERMELO(NED)	0
5	BOEKHOORN Patries	F	1.0	05 JUL 1970	SC DEVEDO, ERMELO(NED)	0
6	VISSER Jitske	F	1.0	29 OCT 1992	HSV BASKETBALL, HAREN(NED)	0
7	OOSTERBAAN Roos	G	1.5	18 MAY 1979	SC DEVEDO, ERMELO(NED)	0
8	PIETERSE Fleur		2.5	28 OCT 1978		0
9	GARNIER Petra	C	4.5	05 NOV 1970	SC DEVEDO, ERMELO(NED)	0
10	RAMAEKERS Brenda	F	4.5	03 NOV 1985	JBC NOORDERHAVEN, DEN HELDER(NED)	0
11	KORVER Cher	G	2.5	11 AUG 1976	SC DEVEDO, ERMELO(NED)	0
12	BRAAM Sandra	F	1.0	30 MAY 1978	SC DEVEDO, ERMELO(NED)	0
13	van BERGEN Barbara	F	2.0	09 JUN 1978	ARROWS '81, ROTTERDAM(NED)	0
14	VERSLOOT Carina	F	3.0	10 MAY 1980	SC DEVEDO, ERMELO(NED)	0
15	van OOSTROM Elsbeth	C	4.5	21 JUN 1982	SC DEVEDO, ERMELO(NED)	0
<b>Team Average</b>						<b>0.0</b>

**Note:**  
Number of international games played provided by NPC

**Legend:**  
C Centre F Forward G Guard Pos Playing Position



**TEAM ROSTER** As of 3 SEP 2008

球队名单

**USA - USA**

No.	Name	Pos	Sport Class	Date of Birth	Club - Season 2007/2008	Int'l Games Played
4	MURRAY Becca	G	2.5	15 MAR 1990	RIC SKY, CHICAGO, ILLINOIS(USA)	6
5	CISNEROS Patty	G	2.0	12 NOV 1977	CHAMPAIGN FIRE, CHMPAIGN, ILLINOIS(USA)	37
6	HOSKINS Emily	G	1.0	30 JAN 1983	PHOENIX MERCURY, PHOENIX, ARIZONA(USA)	23
7	RUDELLE Jennifer	F	4.5	02 APR 1978	CHAMPAIGN FIRE, CHAMPAIGN ILLINOIS(USA)	31
8	SCHNEIDER Natalie	F	4.5	11 FEB 1983	U. OF ARIZONA, TUCSON, ARIZONA(USA)	0
9	NICHOLS Alana	G	2.5	21 MAR 1983	U. OF ALABAMA, TUSCALOOSA, ALABAMA(USA)	16
10	WHEELER Stephanie	G	2.0	16 JAN 1981	U. OF ALABAMA, TUSCALOOSA, ALABAMA(USA)	33
11	CASTLE Sarah	G	2.5	22 JAN 1984	U. OF ILLINOIS, CHMPAIGN, ILLINOIS(USA)	17
12	RIPP Christina	G	2.5	31 JUL 1980	D. R. NUGGETS, DENVER, COLORAD	47
13	GONZALES Loraine	F	4.0	06 OCT 1977	LADY MAVERICKS, DALLAS, TEXAS(USA)	11
14	MILFORD Mary Allison	G	1.0	28 MAR 1986	U. OF ALABAMA, TUSCALOOSA, ALABAMA(USA)	17
15	HOFFMAN Carlee	F	4.0	10 JUL 1986	UNIV OF ILLINOIS, CHMPAIGN, ILLINOIS(USA)	23
<b>Team Average</b>						<b>2.2</b>

**Note:**  
Number of international games played provided by NPC

**Legend:**  
F Forward                      G Guard                      Pos Playing Position



**TEAM ROSTER** As of 3 SEP 2008

球队名单

**AUS - AUS**

No.	Name	Pos	Sport Class	Date of Birth	Club - Season 2007/2008	Int'l Games Played
4	DOMASCHENZ Melanie	G	1.0	13 OCT 1983	DANDENONG RANGERS, MELBOURNE(AUS)	80
5	CRISPIN Cobi	F	4.0	22 DEC 1988	WESTERN STARS, FERTH(AUS)	39
6	KEAN Bridie	F	4.0	27 FEB 1987	DANDENONG RANGERS, MELBOURNE(AUS)	23
7	HALL Melanie	G	2.5	11 JAN 1977	QUEENSLAND COMETS, BRISBANE(AUS)	50
8	McKENZIE Tina	G	3.0	08 JUN 1974	DANDENONG RANGERS, MELBOURNE(AUS)	106
9	TESCH Liesl	F	4.0	17 MAY 1969	HILLS HORNETS, SYDNEY(AUS)	175
10	BURZYNSKI Clare	G	1.0	11 AUG 1986	WESTERN STARS, FERTH(AUS)	59
11	GAUCI Kylie	G	2.0	01 JAN 1985	GLADIATORS, SYDNEY(AUS)	102
12	CHAPLIN Shelley	G	3.5	04 SEP 1984	DANDENONG RANGERS, MELBOURNE(AUS)	93
13	STEWART Sarah	F	3.0	13 JUN 1976	HILLS HORNETS, SYDNEY(AUS)	86
14	HILL Katie	F	3.0	17 FEB 1984	HILLS HORNETS, SYDNEY(AUS)	52
15	O'KELLY-KENNEDY Kathleen	C	4.0	21 JUN 1986	GLADIATORS, SYDNEY(AUS)	57
<b>Team Average</b>						<b>76.8</b>

**Note:**  
Number of international games played provided by NPC

**Legend:**  
C Centre F Forward G Guard Pos Playing Position



**TEAM ROSTER** As of 3 SEP 2008

球队名单

**BRA - BRA**

No.	Name	Pos	Sport Class	Date of Birth	Club - Season 2007/2008	Int'l Games Played
4	REIS Cleonete	F	2.0	26 SEP 1976	ALL STAR RODAS, BELEM(BRA)	20
5	FARIAS Andreia Cristina Santa Ro	F	1.0	23 APR 1983	ALL STAR RODAS, BELEM(BRA)	4
6	MAFRA Naides	F	2.0	22 NOV 1977	ALL STAR RODAS, BELEM(BRA)	20
7	ALMEIDA Viledie	C	4.5	02 NOV 1991	ALL STAR RODAS, BELEM(BRA)	2
8	SILVA Rosalia	F	2.0	22 JAN 1970	ACADEF, RIO DE JANEIRO(BRA)	23
9	MARTINS Lia	C	4.5	17 JAN 1977	ALL STAR RODAS, BELEM(BRA)	15
10	SANTOS Monica	C	4.5	16 JAN 1979	CAD, SAO PAULO(BRA)	18
11	MORAES Jucilene	G	4.0	25 NOV 1978	ALL STAR RODAS, BELEM(BRA)	28
12	PANTOJA Ozineide	C	2.5	24 SEP 1971	ALL STAR RODAS, BELEM(BRA)	17
13	GOMES Elisabeth	F	1.0	15 JAN 1965	ADEFISA, SANTOS(BRA)	13
14	FERRAO Helena	F	4.0	17 JAN 1977	ALL STAR RODAS, BELEM(BRA)	15
15	COSTA Debora	G	4.0	04 APR 1989	ALL STAR RODAS, BELEM(BRA)	10
<b>Team Average</b>						<b>7.7</b>

**Note:**

Number of international games played provided by NPC

**Legend:**

C Centre F Forward G Guard Pos Playing Position



TEAM ROSTER As of 3 SEP 2008

球队名单

CAN - CAN

No.	Name	Pos	Sport Class	Date of Birth	Club - Season 2007/2008	Int'l Games Played
4	KREMPIEN Jen	G	1.0	19 FEB 1975	BC BREAKERS, VANCOUVER(CAN)	0
5	McLACHLAN Janet	C	4.5	26 AUG 1977	BC BREAKERS, VANCOUVER(CAN)	0
6	OHAMA Kendra	F	2.5	01 JUN 1965	CALGARY ROLLERS, CALGARY(CAN)	0
7	OUELLET Cindy	F	3.5	08 DEC 1988	QUEBEC, QUEBEC(CAN)	0
8	FERGUSON Tracey	F	3.0	07 SEP 1974	VARIETY VILLAGE, TORONTO(CAN)	0
9	BENOIT Chantal	F	3.5	01 OCT 1960	QUEBEC, QUEBEC(CAN)	0
10	HARNOCK Katie	F	2.5	12 AUG 1983	UNIVERSITY OF ALABAMA, ALABAMA(USA)	0
11	PETTINICCHI Sabrina	G	1.5	09 AUG 1972	QUEBEC, QUEBEC(CAN)	0
12	FRANKS Lisa	G	1.0	06 APR 1982	SASKATCHEWAN, SASKATCHEWAN(CAN)	0
13	RADKE Lori	C	4.5	27 FEB 1966	CALGARY ROLLERS, CALGARY(CAN)	0
14	THOMAS Misty	C	4.5	01 JUL 1964	BC BREAKERS, VANCOUVER(CAN)	0
15	FESER Tara	C	4.5	02 FEB 1980	EDMONTON INFERNO, EDMONTON(CAN)	0
<b>Team Average</b>						<b>0.0</b>

**Note:**  
Number of international games played provided by NPC

**Legend:**  
C Centre F Forward G Guard Pos Playing Position



TEAM ROSTER As of 3 SEP 2008

球队名单

CHN - CHN

No.	Name	Pos	Sport Class	Date of Birth	Club - Season 2007/2008	Int'l Games Played
4	ZHANG Santao	C	4.0	28 NOV 1966	GUANGDONG, GUANGZHOU(CHN)	4
5	GU Li	C	4.5	08 DEC 1981	LIAONING, SHENYANG(CHN)	2
6	HAO Wenhua	F	4.0	29 SEP 1988	HEBEI, SHIJIAZHUANG(CHN)	2
7	FU Yongqing	C	4.0	12 SEP 1979	YUNNAN, KUNMING(CHN)	4
8	YANG Chao	F	4.0	24 MAR 1986	YUNNAN, KUNMING(CHN)	4
9	PENG Fengling	C	4.0	22 SEP 1984	BEIJING, BEIJING(CHN)	4
10	CHEN Damei	F	3.0	03 DEC 1986	YUNNAN, KUNMING(CHN)	3
11	CHEN Qiurong	F	1.0	20 OCT 1982	YUNNAN, KUNMING(CHN)	4
12	LIU Mihuan	G	1.5	21 FEB 1983	YUNNAN, KUNMING(CHN)	3
13	LI Yanhua	G	1.5	21 SEP 1982	YUNNAN, KUNMING(CHN)	3
14	CAO Qiuping	G	3.0	18 AUG 1979	BEIJING, BEIJING(CHN)	4
15	ZHENG Donghuai	F	2.5	15 DEC 1981	YUNNAN, KUNMING(CHN)	5
<b>Team Average</b>						<b>0.9</b>

Note:

Number of international games played provided by NPC

Legend:

C Centre F Forward G Guard Pos Playing Position



**TEAM ROSTER** As of 3 SEP 2008

球队名单

**GBR - GBR**

No.	Name	Pos	Sport Class	Date of Birth	Club - Season 2007/2008	Int'l Games Played
4	MACLEAN Caroline	G	2.0	19 APR 1975	ACES, AYLESBURY(GBR)	0
5	HARPER Joanne	G	1.0	21 JAN 1965	SHEFFIELD STEELERS, SHEFFIELD(GBR)	10
6	STRANGE Clare	G	1.5	18 SEP 1979	ACES, AYLESBURY(GBR)	0
7	FOX Jill	G	1.5	11 MAR 1970	SHEFFIELD STEELERS, SHEFFIELD(GBR)	0
8	WILD Ann	G	2.0	11 APR 1973	FORCE, LONDON(GBR)	0
9	JOHNSON Paula	F	3.0	13 OCT 1977	BARON IN FURRESS, CLUMBIA(GBR)	0
10	WAGER Sally	F	3.0	13 AUG 1981	RHINOS, WOLVERHAMPTON(GBR)	0
11	FREEMAN Helen	F	4.0	21 NOV 1989	FORCE, LONDON(GBR)	40
12	TURNER Helen	F	4.0	15 OCT 1977	FORCE, LONDON(GBR)	0
13	SUGDEN Louise	G	2.0	20 JUL 1984	FORCE, LONDON(GBR)	60
14	McDONALD Pauline	G	2.5	15 APR 1980	SWBC TIGERS, BRIGHTON(GBR)	15
15	MATTHEWS Caroline	C	4.5	12 APR 1973	CELTS, CARDIFF(GBR)	77
<b>Team Average</b>						<b>3.4</b>

**Note:**  
Number of international games played provided by NPC

**Legend:**  
C Centre F Forward G Guard Pos Playing Position



**TEAM ROSTER** As of 3 SEP 2008

球队名单

**GER - GER**

No.	Name	Pos	Sport Class	Date of Birth	Club - Season 2007/2008	Int'l Games Played
4	KAUTZ Britta	F	1.0	19 MAR 1982	RSV LAHN DILL, WETZLAR(GER)	58
5	MEITNER Birgit	G	2.5	14 SEP 1977	REHA AUGSBURG, AUGSBURG(GER)	122
6	KUES Simone	F	1.0	08 NOV 1976	HAMBURGER SV, HAMBURG(GER)	143
7	MULLER Edina Anita	F	2.0	28 JUN 1983	ASV BONN, BONN(GER)	76
8	ZEYEN Annika	F	1.5	17 FEB 1985	RSV LAHN DILL, WETZLAR(GER)	144
9	SEIFERT Nicole	F	1.5	02 SEP 1974	HAMBURGER SV, HAMBURG(GER)	170
10	SCHUNEMANN Gesche	C	4.5	18 NOV 1982	RSV LAHN DILL, WETZLAR(GER)	49
11	SCHRATZ Nora	G	2.5	01 JUL 1979	RSC FRANKFURT, FRANKFURT(GER)	158
12	BUTTERBRODT Maren	C	4.5	16 JUL 1977	RSG LANGENHAGEN, HANNOVER(GER)	113
13	BEHRENS Alke	F	1.0	23 SEP 1979	RSC KOLN, KOLN(GER)	45
14	KAHL Annette	C	4.5	16 NOV 1972	HAMBURGER SV, HAMBURG(GER)	139
15	MOHNEN Marina	C	4.5	31 OCT 1978	RSC KOLN, KOLN(GER)	97
<b>Team Average</b>						<b>18.3</b>

**Note:**  
Number of international games played provided by NPC

**Legend:**  
C Centre F Forward G Guard Pos Playing Position



**TEAM ROSTER** As of 3 SEP 2008

球队名单

**JPN - JPN**

No.	Name	Pos	Sport Class	Date of Birth	Club - Season 2007/2008	Int'l Games Played
4	BETTO Yuka	F	3.0	31 JUL 1971	BRILLIANT CATS, AICHI(JPN)	8
5	MASHIKO Megumi	G	3.0	02 JUL 1970	TEAM EARTH, FUKUSHIMA(JPN)	16
6	URAMOTO Miki	G	2.5	10 SEP 1981	KYUSHU DOLPHIN, FUKUOKA(JPN)	6
7	TANEDA Kimi	G	1.0	23 NOV 1974	PASSION, KOCHI(JPN)	5
8	KOSUZUKI Tomomi	F	3.5	06 MAR 1979	BRILLIANT CATS, AICHI(JPN)	0
9	TAKABAYASHI Mika	G	1.5	26 JUN 1971	BRILLIANT CATS, AICHI(JPN)	28
10	YOSHIDA Erika	G	1.0	23 AUG 1977	BRILLIANT CATS, AICHI(JPN)	12
11	KAWAKAMI Rie	G	1.0	08 APR 1971	ELFIN, GUNMA(JPN)	15
12	TAKUBO Ikumi	F	4.0	02 NOV 1982	WING, KANAGAWA(JPN)	9
13	SUGAHARA Naoko	C	4.5	30 MAY 1968	COCKTAIL, KYOTO(JPN)	16
14	SOEDA Tomoe	F	3.5	09 JAN 1975	WING, KANAGAWA(JPN)	11
15	AMIMOTO Mari	F	4.5	15 NOV 1988	COCKTAIL, KYOTO(JPN)	7
<b>Team Average</b>						<b>1.6</b>

**Note:**

Number of international games played provided by NPC

**Legend:**

C Centre F Forward G Guard Pos Playing Position





**TEAM ROSTER** As of 3 SEP 2008

球队名单

**MEX - MEX**

No.	Name	Pos	Sport Class	Date of Birth	Club - Season 2007/2008	Int'l Games Played
4	VAZQUEZ Cecilia		2.5	18 DEC 1965	MDO.MEX, MEXICO(MEX)	92
5	RODRIGUEZ Patricia	G	2.0	18 MAR 1967	JALISCO, GUADALAJARA	47
6	TORRES Rocio	C	3.5	09 OCT 1973	MDO.MEX, MEXICO(MEX)	42
7	ESTRADA Floralia	C	4.0	08 AUG 1990	JALISCO, GUADALAJARA	4
8	PEREZ Anaisa	G	2.5	16 JAN 1992	OAXACA, OAXACA	12
9	VAZQUEZ Lucia	F	4.0	20 DEC 1965	MDO.MEX, MEXICO(MEX)	86
10	CAMARA Rosa	F	3.0	25 SEP 1956	D.F, D.F(MEX)	112
11	RODRIGUEZ Alma	G	3.0	29 MAY 1966	D.F, D.F	46
12	MIRANDA Magali	G	3.0	27 MAY 1978	D.F, D.F(MEX)	64
13	GUZMAN Rubicela	F	3.0	09 FEB 1977	JALISCO, JALISCO(MEX)	49
14	VERA Rosa	G	2.0	18 FEB 1965	MDO.MEX, MDO.MEX(MEX)	71
15	GARCIA Wendy	G	1.0	07 OCT 1980	D.F, D.F(MEX)	38
<b>Team Average</b>						<b>6.9</b>

**Note:**  
Number of international games played provided by NPC

**Legend:**  
C Centre F Forward G Guard Pos Playing Position



**TEAM ROSTER** As of 3 SEP 2008

球队名单

**NED - NED**

No.	Name	Pos	Sport Class	Date of Birth	Club - Season 2007/2008	Int'l Games Played
4	HUITZING Inge	G	4.5	19 APR 1974	SC DEVEDO, ERMELO(NED)	0
5	BOEKHOORN Patries	F	1.0	05 JUL 1970	SC DEVEDO, ERMELO(NED)	0
6	VISSER Jitske	F	1.0	29 OCT 1992	HSV BASKETBALL, HAREN(NED)	0
7	OOSTERBAAN Roos	G	1.5	18 MAY 1979	SC DEVEDO, ERMELO(NED)	0
8	PIETERSE Fleur		2.5	28 OCT 1978		0
9	GARNIER Petra	C	4.5	05 NOV 1970	SC DEVEDO, ERMELO(NED)	0
10	RAMAEKERS Brenda	F	4.5	03 NOV 1985	JBC NOORDERHAVEN, DEN HELDER(NED)	0
11	KORVER Cher	G	2.5	11 AUG 1976	SC DEVEDO, ERMELO(NED)	0
12	BRAAM Sandra	F	1.0	30 MAY 1978	SC DEVEDO, ERMELO(NED)	0
13	van BERGEN Barbara	F	2.0	09 JUN 1978	ARROWS '81, ROTTERDAM(NED)	0
14	VERSLOOT Carina	F	3.0	10 MAY 1980	SC DEVEDO, ERMELO(NED)	0
15	van OOSTROM Elsbeth	C	4.5	21 JUN 1982	SC DEVEDO, ERMELO(NED)	0
<b>Team Average</b>						<b>0.0</b>

**Note:**  
Number of international games played provided by NPC

**Legend:**  
C Centre F Forward G Guard Pos Playing Position



**TEAM ROSTER** As of 3 SEP 2008

球队名单

**USA - USA**

No.	Name	Pos	Sport Class	Date of Birth	Club - Season 2007/2008	Int'l Games Played
4	MURRAY Becca	G	2.5	15 MAR 1990	RIC SKY, CHICAGO, ILLINOIS(USA)	6
5	CISNEROS Patty	G	2.0	12 NOV 1977	CHAMPAIGN FIRE, CHMPAIGN, ILLINOIS(USA)	37
6	HOSKINS Emily	G	1.0	30 JAN 1983	PHOENIX MERCURY, PHOENIX, ARIZONA(USA)	23
7	RUDELL Jennifer	F	4.5	02 APR 1978	CHAMPAIGN FIRE, CHAMPAIGN ILLINOIS(USA)	31
8	SCHNEIDER Natalie	F	4.5	11 FEB 1983	U. OF ARIZONA, TUCSON, ARIZONA(USA)	0
9	NICHOLS Alana	G	2.5	21 MAR 1983	U. OF ALABAMA, TUSCALOOSA, ALABAMA(USA)	16
10	WHEELER Stephanie	G	2.0	16 JAN 1981	U. OF ALABAMA, TUSCALOOSA, ALABAMA(USA)	33
11	CASTLE Sarah	G	2.5	22 JAN 1984	U. OF ILLINOIS, CHMPAIGN, ILLINOIS(USA)	17
12	RIPP Christina	G	2.5	31 JUL 1980	D. R. NUGGETS, DENVER, COLORAD	47
13	GONZALES Loraine	F	4.0	06 OCT 1977	LADY MAVERICKS, DALLAS, TEXAS(USA)	11
14	MILFORD Mary Allison	G	1.0	28 MAR 1986	U. OF ALABAMA, TUSCALOOSA, ALABAMA(USA)	17
15	HOFFMAN Carlee	F	4.0	10 JUL 1986	UNIV OF ILLINOIS, CHMPAIGN, ILLINOIS(USA)	23
<b>Team Average</b>						<b>2.2</b>

**Note:**  
Number of international games played provided by NPC

**Legend:**  
F Forward                      G Guard                      Pos Playing Position



**TOURNAMENT SUMMARY** As of 7 SEP 2008

赛事成绩一览表

**Today's Games**

Teams	Start Time	Final	Half	End of Regulation
AUS vs GBR	10:00	59 - 30	30 - 13	

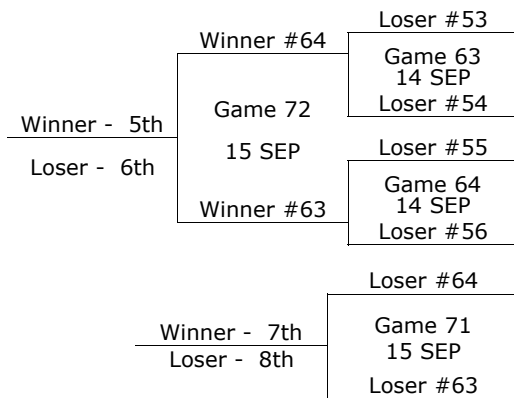
**Group A**

Rank	YRank		AUS	GBR	BRA	USA	GER	Games			Points		Class. Points
								Played	Won	Lost	For	Against	
1		<b>AUS</b>	--	59-30	08 Sep	09 Sep	10 Sep	1	1	0	59	30	2
2		<b>GBR</b>	30-59	--	09 Sep	10 Sep	11 Sep	1	0	1	30	59	1
		<b>BRA</b>	08 Sep	09 Sep	--	11 Sep	07 Sep	0	0	0	0	0	0
		<b>USA</b>	09 Sep	10 Sep	11 Sep	--	08 Sep	0	0	0	0	0	0
		<b>GER</b>	10 Sep	11 Sep	07 Sep	08 Sep	--	0	0	0	0	0	0

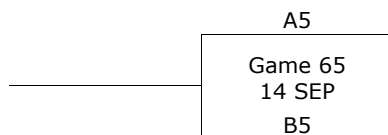
**Group B**

Rank	YRank		CAN	CHN	JPN	MEX	NED	Games			Points		Class. Points
								Played	Won	Lost	For	Against	
		<b>CAN</b>	--	10 Sep	09 Sep	11 Sep	08 Sep	0	0	0	0	0	0
		<b>CHN</b>	10 Sep	--	07 Sep	09 Sep	11 Sep	0	0	0	0	0	0
		<b>JPN</b>	09 Sep	07 Sep	--	08 Sep	10 Sep	0	0	0	0	0	0
		<b>MEX</b>	11 Sep	09 Sep	08 Sep	--	07 Sep	0	0	0	0	0	0
		<b>NED</b>	08 Sep	11 Sep	10 Sep	07 Sep	--	0	0	0	0	0	0

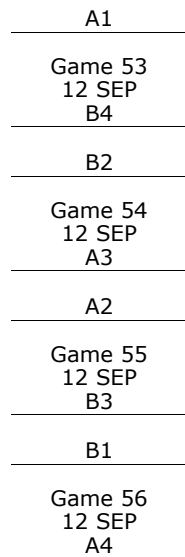
**Classification 5th-8th**



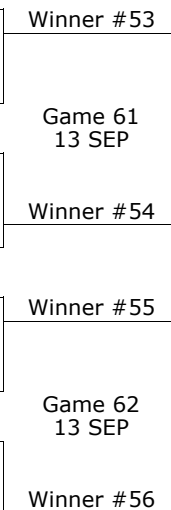
**Classification 9th-10th**



**Quarterfinals**



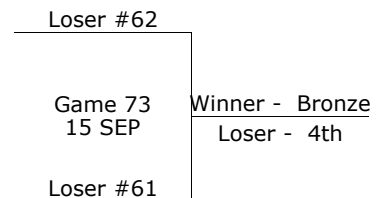
**Semifinals**



**Final**



**Final 3-4**



**Note:**  
Detailed explanations of competition are on output:N02 - Competition Format and Rules

**Legend:**  
YRank Yesterday's Rank

PRELIMINARY ROUND-COMPARATIVE RANKINGS As of 9 SEP 2008

预赛-对比排名

Group A								Games			Points		Class.
Rank	YRank		AUS	GER	USA	BRA	GBR	Played	Won	Lost	For	Against	Points
1	1	AUS	--	10 Sep	09 Sep	66-30	59-30	2	2	0	125	60	4
2	2	GER	10 Sep	--	38-42	62-32	11 Sep	2	1	1	100	74	3
3		USA	09 Sep	42-38	--	11 Sep	10 Sep	1	1	0	42	38	2
4	3	BRA	30-66	32-62	11 Sep	--	09 Sep	2	0	2	62	128	2
5	4	GBR	30-59	11 Sep	10 Sep	09 Sep	--	1	0	1	30	59	1

Group B								Games			Points		Class.
Rank	YRank		JPN	CHN	NED	MEX	CAN	Played	Won	Lost	For	Against	Points
1	2	JPN	--	49-46	10 Sep	52-34	09 Sep	2	2	0	101	80	4
2	3	CHN	46-49	--	11 Sep	53-37	10 Sep	2	1	1	99	86	3
3	1	NED	10 Sep	11 Sep	--	59-46	32-59	2	1	1	91	105	3
4	4	MEX	34-52	37-53	46-59	--	11 Sep	3	0	3	117	164	3
5		CAN	09 Sep	10 Sep	59-32	11 Sep	--	1	1	0	59	32	2

Comparative Ranking											
Rank	Team	GP	W-L	Points			Current Run	Last 2	Margin		
				For	Against	Diff.			-5 Pts	+15 Pts	
1	AUS	2	2-0	125	60	+65	2 wins	2-0	0-0	2-0	
2	JPN	2	2-0	101	80	+21	2 wins	2-0	1-0	1-0	
3	GER	2	1-1	100	74	+26	1 win	1-1	0-1	1-0	
4	CHN	2	1-1	99	86	+13	1 win	1-1	0-1	1-0	
5	NED	2	1-1	91	105	-14	1 win	1-1	0-0	0-1	
6	MEX	3	0-3	117	164	-47	3 losses	0-2	0-0	0-2	
7	CAN	1	1-0	59	32	+27	0 loss	1-0	0-0	1-0	
8	USA	1	1-0	42	38	+4	0 loss	1-0	1-0	0-0	
9	BRA	2	0-2	62	128	-66	2 losses	0-2	0-0	0-2	
10	GBR	1	0-1	30	59	-29	1 loss	0-1	0-0	0-1	

Legend:

GP Games Played W-L Win-Loss YRank Yesterday's Rank

PRELIMINARY ROUND-COMPARATIVE RANKINGS As of 9 SEP 2008

预赛-对比排名

Group A								Games			Points		Class.
Rank	YRank		AUS	USA	GER	BRA	GBR	Played	Won	Lost	For	Against	Points
1	1	AUS	--	42-61	10 Sep	66-30	59-30	3	2	1	167	121	5
2		USA	61-42	--	42-38	11 Sep	10 Sep	2	2	0	103	80	4
3	2	GER	10 Sep	38-42	--	62-32	11 Sep	2	1	1	100	74	3
4	3	BRA	30-66	11 Sep	32-62	--	09 Sep	2	0	2	62	128	2
5	4	GBR	30-59	10 Sep	11 Sep	09 Sep	--	1	0	1	30	59	1

Group B								Games			Points		Class.
Rank	YRank		JPN	CHN	NED	MEX	CAN	Played	Won	Lost	For	Against	Points
1	2	JPN	--	49-46	10 Sep	52-34	30-17	2	2	0	101	80	4
2	3	CHN	46-49	--	11 Sep	53-37	10 Sep	2	1	1	99	86	3
3	1	NED	10 Sep	11 Sep	--	59-46	32-59	2	1	1	91	105	3
4	4	MEX	34-52	37-53	46-59	--	11 Sep	3	0	3	117	164	3
5		CAN	17-30	10 Sep	59-32	11 Sep	--	1	1	0	59	32	2

Comparative Ranking										
Rank	Team	GP	W-L	Points			Current Run	Last 2	Margin	
				For	Against	Diff.			-5 Pts	+15 Pts
1	AUS	3	2-1	167	121	+46	2 wins	1-1	0-0	2-1
2	USA	2	2-0	103	80	+23	2 wins	2-0	1-0	1-0
3	JPN	2	2-0	101	80	+21	2 wins	2-0	1-0	1-0
4	GER	2	1-1	100	74	+26	1 win	1-1	0-1	1-0
5	CHN	2	1-1	99	86	+13	1 win	1-1	0-1	1-0
6	NED	2	1-1	91	105	-14	1 loss	1-1	0-0	0-1
7	MEX	3	0-3	117	164	-47	3 losses	0-2	0-0	0-2
8	CAN	1	1-0	59	32	+27	0 loss	1-0	0-0	1-0
9	BRA	2	0-2	62	128	-66	2 losses	0-2	0-0	0-2
10	GBR	1	0-1	30	59	-29	1 loss	0-1	0-0	0-1

Legend:

GP Games Played      W-L Win-Loss      YRank Yesterday's Rank

PRELIMINARY ROUND-COMPARATIVE RANKINGS As of 9 SEP 2008

预赛-对比排名

Group A								Games			Points		Class.
Rank	YRank		AUS	USA	GER	BRA	GBR	Played	Won	Lost	For	Against	Points
1	1	AUS	--	42-61	10 Sep	66-30	59-30	3	2	1	167	121	5
2		USA	61-42	--	42-38	11 Sep	10 Sep	2	2	0	103	80	4
3	2	GER	10 Sep	38-42	--	62-32	11 Sep	2	1	1	100	74	3
4	3	BRA	30-66	11 Sep	32-62	--	5-14	2	0	2	62	128	2
5	4	GBR	30-59	10 Sep	11 Sep	14-5	--	1	0	1	30	59	1

Group B								Games			Points		Class.
Rank	YRank		JPN	CAN	CHN	NED	MEX	Played	Won	Lost	For	Against	Points
1	2	JPN	--	55-52	49-46	10 Sep	52-34	3	3	0	156	132	6
2		CAN	52-55	--	10 Sep	59-32	11 Sep	2	1	1	111	87	3
3	3	CHN	46-49	10 Sep	--	11 Sep	53-37	2	1	1	99	86	3
4	1	NED	10 Sep	32-59	11 Sep	--	59-46	2	1	1	91	105	3
5	4	MEX	34-52	11 Sep	37-53	46-59	--	3	0	3	117	164	3

Comparative Ranking										
Rank	Team	GP	W-L	Points			Current Run	Last 2	Margin	
				For	Against	Diff.			-5 Pts	+15 Pts
1	JPN	3	3-0	156	132	+24	3 wins	2-0	2-0	1-0
2	AUS	3	2-1	167	121	+46	2 wins	1-1	0-0	2-1
3	USA	2	2-0	103	80	+23	2 wins	2-0	1-0	1-0
4	GER	2	1-1	100	74	+26	1 win	1-1	0-1	1-0
5	CAN	2	1-1	111	87	+24	1 win	1-1	0-1	1-0
6	CHN	2	1-1	99	86	+13	1 loss	1-1	0-1	1-0
7	NED	2	1-1	91	105	-14	1 loss	1-1	0-0	0-1
8	MEX	3	0-3	117	164	-47	3 losses	0-2	0-0	0-2
9	BRA	2	0-2	62	128	-66	2 losses	0-2	0-0	0-2
10	GBR	1	0-1	30	59	-29	1 loss	0-1	0-0	0-1

Legend:

GP Games Played      W-L Win-Loss      YRank Yesterday's Rank

PRELIMINARY ROUND-COMPARATIVE RANKINGS As of 9 SEP 2008

预赛-对比排名

Group A								Games			Points		Class.
Rank	YRank		AUS	USA	GER	GBR	BRA	Played	Won	Lost	For	Against	Points
1	1	AUS	--	42-61	10 Sep	59-30	66-30	3	2	1	167	121	5
2		USA	61-42	--	42-38	10 Sep	11 Sep	2	2	0	103	80	4
3	2	GER	10 Sep	38-42	--	11 Sep	62-32	2	1	1	100	74	3
4	4	GBR	30-59	10 Sep	11 Sep	--	61-29	2	1	1	91	88	3
5	3	BRA	30-66	11 Sep	32-62	29-61	--	3	0	3	91	189	3

Group B								Games			Points		Class.
Rank	YRank		JPN	CAN	CHN	NED	MEX	Played	Won	Lost	For	Against	Points
1	2	JPN	--	55-52	49-46	10 Sep	52-34	3	3	0	156	132	6
2		CAN	52-55	--	10 Sep	59-32	11 Sep	2	1	1	111	87	3
3	3	CHN	46-49	10 Sep	--	11 Sep	53-37	2	1	1	99	86	3
4	1	NED	10 Sep	32-59	11 Sep	--	59-46	2	1	1	91	105	3
5	4	MEX	34-52	11 Sep	37-53	46-59	--	3	0	3	117	164	3

Comparative Ranking										
Rank	Team	GP	W-L	Points			Current Run	Last 2	Margin	
				For	Against	Diff.			-5 Pts	+15 Pts
1	JPN	3	3-0	156	132	+24	3 wins	2-0	2-0	1-0
2	AUS	3	2-1	167	121	+46	2 wins	1-1	0-0	2-1
3	USA	2	2-0	103	80	+23	2 wins	2-0	1-0	1-0
4	GER	2	1-1	100	74	+26	1 win	1-1	0-1	1-0
5	CAN	2	1-1	111	87	+24	1 win	1-1	0-1	1-0
6	CHN	2	1-1	99	86	+13	1 loss	1-1	0-1	1-0
7	GBR	2	1-1	91	88	+3	1 loss	1-1	0-0	1-1
8	NED	2	1-1	91	105	-14	1 loss	1-1	0-0	0-1
9	MEX	3	0-3	117	164	-47	3 losses	0-2	0-0	0-2
10	BRA	3	0-3	91	189	-98	3 losses	0-2	0-0	0-3

Legend:

GP Games Played      W-L Win-Loss      YRank Yesterday's Rank





PRELIMINARY ROUND-COMPARATIVE RANKINGS As of 10 SEP 2008

预赛-对比排名

Group A								Games			Points		Class.
Rank	YRank		AUS	USA	GER	GBR	BRA	Played	Won	Lost	For	Against	Points
1	1	AUS	--	42-61	10 Sep	59-30	66-30	3	2	1	167	121	5
2		USA	61-42	--	42-38	10 Sep	11 Sep	2	2	0	103	80	4
3	2	GER	10 Sep	38-42	--	11 Sep	62-32	2	1	1	100	74	3
4	4	GBR	30-59	10 Sep	11 Sep	--	61-29	2	1	1	91	88	3
5	3	BRA	30-66	11 Sep	32-62	29-61	--	3	0	3	91	189	3

Group B								Games			Points		Class.
Rank	YRank		JPN	NED	CAN	CHN	MEX	Played	Won	Lost	For	Against	Points
1	2	JPN	--	65-49	55-52	49-46	52-34	4	4	0	221	181	8
2	1	NED	49-65	--	32-59	11 Sep	59-46	3	1	2	140	170	4
3		CAN	52-55	59-32	--	10 Sep	11 Sep	2	1	1	111	87	3
4	3	CHN	46-49	11 Sep	10 Sep	--	53-37	2	1	1	99	86	3
5	4	MEX	34-52	46-59	11 Sep	37-53	--	3	0	3	117	164	3

Comparative Ranking										
Rank	Team	GP	W-L	Points			Current Run	Last 2	Margin	
				For	Against	Diff.			-5 Pts	+15 Pts
1	JPN	4	4-0	221	181	+40	4 wins	2-0	2-0	2-0
2	AUS	3	2-1	167	121	+46	2 wins	1-1	0-0	2-1
3	USA	2	2-0	103	80	+23	2 wins	2-0	1-0	1-0
4	NED	3	1-2	140	170	-30	1 win	0-2	0-0	0-2
5	GER	2	1-1	100	74	+26	1 win	1-1	0-1	1-0
6	CAN	2	1-1	111	87	+24	1 loss	1-1	0-1	1-0
7	CHN	2	1-1	99	86	+13	1 loss	1-1	0-1	1-0
8	GBR	2	1-1	91	88	+3	1 loss	1-1	0-0	1-1
9	MEX	3	0-3	117	164	-47	3 losses	0-2	0-0	0-2
10	BRA	3	0-3	91	189	-98	3 losses	0-2	0-0	0-3

Legend:

GP Games Played W-L Win-Loss YRank Yesterday's Rank

PRELIMINARY ROUND-COMPARATIVE RANKINGS As of 10 SEP 2008

预赛-对比排名

Group A								Games			Points		Class.
Rank	YRank		USA	AUS	GBR	GER	BRA	Played	Won	Lost	For	Against	Points
1		USA	--	61-42	56-31	42-38	11 Sep	3	3	0	159	111	6
2	1	AUS	42-61	--	59-30	10 Sep	66-30	3	2	1	167	121	5
3	4	GBR	31-56	30-59	--	11 Sep	61-29	3	1	2	122	144	4
4	2	GER	38-42	10 Sep	11 Sep	--	62-32	2	1	1	100	74	3
5	3	BRA	11 Sep	30-66	29-61	32-62	--	3	0	3	91	189	3

Group B								Games			Points		Class.
Rank	YRank		JPN	NED	CAN	CHN	MEX	Played	Won	Lost	For	Against	Points
1	2	JPN	--	65-49	55-52	49-46	52-34	4	4	0	221	181	8
2	1	NED	49-65	--	32-59	11 Sep	59-46	3	1	2	140	170	4
3		CAN	52-55	59-32	--	10 Sep	11 Sep	2	1	1	111	87	3
4	3	CHN	46-49	11 Sep	10 Sep	--	53-37	2	1	1	99	86	3
5	4	MEX	34-52	46-59	11 Sep	37-53	--	3	0	3	117	164	3

Comparative Ranking										
Rank	Team	GP	W-L	Points			Current Run	Last 2	Margin	
				For	Against	Diff.			-5 Pts	+15 Pts
1	JPN	4	4-0	221	181	+40	4 wins	2-0	2-0	2-0
2	USA	3	3-0	159	111	+48	3 wins	2-0	1-0	2-0
3	AUS	3	2-1	167	121	+46	2 wins	1-1	0-0	2-1
4	GBR	3	1-2	122	144	-22	1 win	1-1	0-0	1-2
5	NED	3	1-2	140	170	-30	1 win	0-2	0-0	0-2
6	GER	2	1-1	100	74	+26	1 loss	1-1	0-1	1-0
7	CAN	2	1-1	111	87	+24	1 loss	1-1	0-1	1-0
8	CHN	2	1-1	99	86	+13	1 loss	1-1	0-1	1-0
9	MEX	3	0-3	117	164	-47	3 losses	0-2	0-0	0-2
10	BRA	3	0-3	91	189	-98	3 losses	0-2	0-0	0-3

Legend:

GP Games Played W-L Win-Loss YRank Yesterday's Rank

PRELIMINARY ROUND-COMPARATIVE RANKINGS As of 10 SEP 2008

预赛-对比排名

Group A								Games			Points		Class.
Rank	YRank		USA	AUS	GBR	GER	BRA	Played	Won	Lost	For	Against	Points
1		USA	--	61-42	56-31	42-38	11 Sep	3	3	0	159	111	6
2	1	AUS	42-61	--	59-30	10 Sep	66-30	3	2	1	167	121	5
3	4	GBR	31-56	30-59	--	11 Sep	61-29	3	1	2	122	144	4
4	2	GER	38-42	10 Sep	11 Sep	--	62-32	2	1	1	100	74	3
5	3	BRA	11 Sep	30-66	29-61	32-62	--	3	0	3	91	189	3

Group B								Games			Points		Class.
Rank	YRank		JPN	CAN	CHN	NED	MEX	Played	Won	Lost	For	Against	Points
1	2	JPN	--	55-52	49-46	65-49	52-34	4	4	0	221	181	8
2		CAN	52-55	--	62-44	59-32	11 Sep	3	2	1	173	131	5
3	3	CHN	46-49	44-62	--	11 Sep	53-37	3	1	2	143	148	4
4	1	NED	49-65	32-59	11 Sep	--	59-46	3	1	2	140	170	4
5	4	MEX	34-52	11 Sep	37-53	46-59	--	3	0	3	117	164	3

Comparative Ranking										
Rank	Team	GP	W-L	Points			Current Run	Last 2	Margin	
				For	Against	Diff.			-5 Pts	+15 Pts
1	JPN	4	4-0	221	181	+40	4 wins	2-0	2-0	2-0
2	USA	3	3-0	159	111	+48	3 wins	2-0	1-0	2-0
3	AUS	3	2-1	167	121	+46	2 wins	1-1	0-0	2-1
4	CAN	3	2-1	173	131	+42	1 win	1-1	0-1	2-0
5	CHN	3	1-2	143	148	-5	1 win	1-1	0-1	1-1
6	GBR	3	1-2	122	144	-22	1 loss	1-1	0-0	1-2
7	NED	3	1-2	140	170	-30	2 losses	0-2	0-0	0-2
8	GER	2	1-1	100	74	+26	1 loss	1-1	0-1	1-0
9	MEX	3	0-3	117	164	-47	3 losses	0-2	0-0	0-2
10	BRA	3	0-3	91	189	-98	3 losses	0-2	0-0	0-3

Legend:

GP Games Played W-L Win-Loss YRank Yesterday's Rank



PRELIMINARY ROUND-COMPARATIVE RANKINGS As of 10 SEP 2008

预赛-对比排名

Group A								Games			Points		Class.
Rank	YRank		USA	AUS	GER	GBR	BRA	Played	Won	Lost	For	Against	Points
1		USA	--	61-42	42-38	56-31	11 Sep	3	3	0	159	111	6
2	1	AUS	42-61	--	56-64	59-30	66-30	4	2	2	223	185	6
3	2	GER	38-42	64-56	--	11 Sep	62-32	3	2	1	164	130	5
4	4	GBR	31-56	30-59	11 Sep	--	61-29	3	1	2	122	144	4
5	3	BRA	11 Sep	30-66	32-62	29-61	--	3	0	3	91	189	3

Group B								Games			Points		Class.
Rank	YRank		JPN	CAN	CHN	NED	MEX	Played	Won	Lost	For	Against	Points
1	2	JPN	--	55-52	49-46	65-49	52-34	4	4	0	221	181	8
2		CAN	52-55	--	62-44	59-32	11 Sep	3	2	1	173	131	5
3	3	CHN	46-49	44-62	--	11 Sep	53-37	3	1	2	143	148	4
4	1	NED	49-65	32-59	11 Sep	--	59-46	3	1	2	140	170	4
5	4	MEX	34-52	11 Sep	37-53	46-59	--	3	0	3	117	164	3

Comparative Ranking										
Rank	Team	GP	W-L	Points			Current Run	Last 2	Margin	
				For	Against	Diff.			-5 Pts	+15 Pts
1	JPN	4	4-0	221	181	+40	4 wins	2-0	2-0	2-0
2	USA	3	3-0	159	111	+48	3 wins	2-0	1-0	2-0
3	AUS	4	2-2	223	185	+38	2 wins	0-2	0-0	2-1
4	CAN	3	2-1	173	131	+42	1 win	1-1	0-1	2-0
5	GER	3	2-1	164	130	+34	1 win	1-1	0-1	1-0
6	CHN	3	1-2	143	148	-5	1 loss	1-1	0-1	1-1
7	GBR	3	1-2	122	144	-22	1 loss	1-1	0-0	1-2
8	NED	3	1-2	140	170	-30	2 losses	0-2	0-0	0-2
9	MEX	3	0-3	117	164	-47	3 losses	0-2	0-0	0-2
10	BRA	3	0-3	91	189	-98	3 losses	0-2	0-0	0-3

Legend:

GP Games Played      W-L Win-Loss      YRank Yesterday's Rank

PRELIMINARY ROUND-COMPARATIVE RANKINGS As of 11 SEP 2008

预赛-对比排名

Group A								Games			Points		Class.
Rank	YRank		USA	AUS	GER	GBR	BRA	Played	Won	Lost	For	Against	Points
1	1	USA	--	61-42	42-38	56-31	68-38	4	4	0	227	149	8
2	2	AUS	42-61	--	56-64	59-30	66-30	4	2	2	223	185	6
3	3	GER	38-42	64-56	--	11 Sep	62-32	3	2	1	164	130	5
4	4	GBR	31-56	30-59	11 Sep	--	61-29	3	1	2	122	144	4
5	5	BRA	38-68	30-66	32-62	29-61	--	4	0	4	129	257	4

Group B								Games			Points		Class.
Rank	YRank		JPN	CAN	CHN	NED	MEX	Played	Won	Lost	For	Against	Points
1	1	JPN	--	55-52	49-46	65-49	52-34	4	4	0	221	181	8
2	2	CAN	52-55	--	62-44	59-32	11 Sep	3	2	1	173	131	5
3	3	CHN	46-49	44-62	--	11 Sep	53-37	3	1	2	143	148	4
4	4	NED	49-65	32-59	11 Sep	--	59-46	3	1	2	140	170	4
5	5	MEX	34-52	11 Sep	37-53	46-59	--	3	0	3	117	164	3

Comparative Ranking										
Rank	Team	GP	W-L	Points			Current Run	Last 2	Margin	
				For	Against	Diff.			-5 Pts	+15 Pts
1	USA	4	4-0	227	149	+78	4 wins	2-0	1-0	3-0
2	JPN	4	4-0	221	181	+40	4 wins	2-0	2-0	2-0
3	AUS	4	2-2	223	185	+38	2 wins	0-2	0-0	2-1
4	CAN	3	2-1	173	131	+42	1 win	1-1	0-1	2-0
5	GER	3	2-1	164	130	+34	1 win	1-1	0-1	1-0
6	CHN	3	1-2	143	148	-5	1 loss	1-1	0-1	1-1
7	GBR	3	1-2	122	144	-22	1 loss	1-1	0-0	1-2
8	NED	3	1-2	140	170	-30	2 losses	0-2	0-0	0-2
9	BRA	4	0-4	129	257	-128	4 losses	0-2	0-0	0-4
10	MEX	3	0-3	117	164	-47	3 losses	0-2	0-0	0-2

Legend:

GP Games Played      W-L Win-Loss      YRank Yesterday's Rank



PRELIMINARY ROUND-COMPARATIVE RANKINGS As of 11 SEP 2008

预赛-对比排名

Group A								Games			Points		Class.
Rank	YRank		USA	GER	AUS	GBR	BRA	Played	Won	Lost	For	Against	Points
1	1	USA	--	42-38	61-42	56-31	68-38	4	4	0	227	149	8
2	3	GER	38-42	--	64-56	50-44	62-32	4	3	1	214	174	7
3	2	AUS	42-61	56-64	--	59-30	66-30	4	2	2	223	185	6
4	4	GBR	31-56	44-50	30-59	--	61-29	4	1	3	166	194	5
5	5	BRA	38-68	32-62	30-66	29-61	--	4	0	4	129	257	4

Group B								Games			Points		Class.
Rank	YRank		JPN	CAN	CHN	NED	MEX	Played	Won	Lost	For	Against	Points
1	1	JPN	--	55-52	49-46	65-49	52-34	4	4	0	221	181	8
2	2	CAN	52-55	--	62-44	59-32	11 Sep	3	2	1	173	131	5
3	3	CHN	46-49	44-62	--	11 Sep	53-37	3	1	2	143	148	4
4	4	NED	49-65	32-59	11 Sep	--	59-46	3	1	2	140	170	4
5	5	MEX	34-52	11 Sep	37-53	46-59	--	3	0	3	117	164	3

Comparative Ranking										
Rank	Team	GP	W-L	Points			Current Run	Last 2	Margin	
				For	Against	Diff.			-5 Pts	+15 Pts
1	USA	4	4-0	227	149	+78	4 wins	2-0	1-0	3-0
2	JPN	4	4-0	221	181	+40	4 wins	2-0	2-0	2-0
3	GER	4	3-1	214	174	+40	2 wins	2-0	0-1	1-0
4	AUS	4	2-2	223	185	+38	2 wins	0-2	0-0	2-1
5	CAN	3	2-1	173	131	+42	1 win	1-1	0-1	2-0
6	GBR	4	1-3	166	194	-28	2 losses	0-2	0-0	1-2
7	CHN	3	1-2	143	148	-5	1 loss	1-1	0-1	1-1
8	NED	3	1-2	140	170	-30	2 losses	0-2	0-0	0-2
9	BRA	4	0-4	129	257	-128	4 losses	0-2	0-0	0-4
10	MEX	3	0-3	117	164	-47	3 losses	0-2	0-0	0-2

Legend:

GP Games Played      W-L Win-Loss      YRank Yesterday's Rank



PRELIMINARY ROUND-COMPARATIVE RANKINGS As of 7 SEP 2008

预赛-对比排名

Group A								Games			Points		Class.
Rank	YRank		AUS	GBR	BRA	USA	GER	Played	Won	Lost	For	Against	Points
1		AUS	--	59-30	08 Sep	09 Sep	10 Sep	1	1	0	59	30	2
2		GBR	30-59	--	09 Sep	10 Sep	11 Sep	1	0	1	30	59	1
		BRA	08 Sep	09 Sep	--	11 Sep	07 Sep	0	0	0	0	0	0
		USA	09 Sep	10 Sep	11 Sep	--	08 Sep	0	0	0	0	0	0
		GER	10 Sep	11 Sep	07 Sep	08 Sep	--	0	0	0	0	0	0

Group B								Games			Points		Class.
Rank	YRank		CAN	CHN	JPN	MEX	NED	Played	Won	Lost	For	Against	Points
		CAN	--	10 Sep	09 Sep	11 Sep	08 Sep	0	0	0	0	0	0
		CHN	10 Sep	--	07 Sep	09 Sep	11 Sep	0	0	0	0	0	0
		JPN	09 Sep	07 Sep	--	08 Sep	10 Sep	0	0	0	0	0	0
		MEX	11 Sep	09 Sep	08 Sep	--	07 Sep	0	0	0	0	0	0
		NED	08 Sep	11 Sep	10 Sep	07 Sep	--	0	0	0	0	0	0

Comparative Ranking										
Rank	Team	GP	W-L	Points			Current Run	Last 2	Margin	
				For	Against	Diff.			-5 Pts	+15 Pts
1	AUS	1	1-0	59	30	+29	1 win	1-0	0-0	1-0
2	GBR	1	0-1	30	59	-29	0 win	0-1	0-0	0-1
3	BRA	0	0-0	0	0	0	0 win	0-0	0-0	0-0
4	CAN	0	0-0	0	0	0	0 win	0-0	0-0	0-0
5	CHN	0	0-0	0	0	0	0 win	0-0	0-0	0-0
6	GER	0	0-0	0	0	0	0 loss	0-0	0-0	0-0
7	JPN	0	0-0	0	0	0	0 loss	0-0	0-0	0-0
8	MEX	0	0-0	0	0	0	0 loss	0-0	0-0	0-0
9	NED	0	0-0	0	0	0	0 loss	0-0	0-0	0-0
10	USA	0	0-0	0	0	0	0 loss	0-0	0-0	0-0

Legend:

GP Games Played      W-L Win-Loss      YRank Yesterday's Rank

PRELIMINARY ROUND-COMPARATIVE RANKINGS As of 11 SEP 2008

预赛-对比排名

Group A								Games			Points		Class.
Rank	YRank		USA	GER	AUS	GBR	BRA	Played	Won	Lost	For	Against	Points
1	1	USA	--	42-38	61-42	56-31	68-38	4	4	0	227	149	8
2	3	GER	38-42	--	64-56	50-44	62-32	4	3	1	214	174	7
3	2	AUS	42-61	56-64	--	59-30	66-30	4	2	2	223	185	6
4	4	GBR	31-56	44-50	30-59	--	61-29	4	1	3	166	194	5
5	5	BRA	38-68	32-62	30-66	29-61	--	4	0	4	129	257	4

Group B								Games			Points		Class.
Rank	YRank		JPN	CAN	CHN	NED	MEX	Played	Won	Lost	For	Against	Points
1	1	JPN	--	55-52	49-46	65-49	52-34	4	4	0	221	181	8
2	2	CAN	52-55	--	62-44	59-32	71-38	4	3	1	244	169	7
3	3	CHN	46-49	44-62	--	11 Sep	53-37	3	1	2	143	148	4
4	4	NED	49-65	32-59	11 Sep	--	59-46	3	1	2	140	170	4
5	5	MEX	34-52	38-71	37-53	46-59	--	4	0	4	155	235	4

Comparative Ranking										
Rank	Team	GP	W-L	Points			Current Run	Last 2	Margin	
				For	Against	Diff.			-5 Pts	+15 Pts
1	USA	4	4-0	227	149	+78	4 wins	2-0	1-0	3-0
2	JPN	4	4-0	221	181	+40	4 wins	2-0	2-0	2-0
3	CAN	4	3-1	244	169	+75	2 wins	2-0	0-1	3-0
4	GER	4	3-1	214	174	+40	2 wins	2-0	0-1	1-0
5	AUS	4	2-2	223	185	+38	2 wins	0-2	0-0	2-1
6	GBR	4	1-3	166	194	-28	2 losses	0-2	0-0	1-2
7	CHN	3	1-2	143	148	-5	1 loss	1-1	0-1	1-1
8	NED	3	1-2	140	170	-30	2 losses	0-2	0-0	0-2
9	MEX	4	0-4	155	235	-80	4 losses	0-2	0-0	0-3
10	BRA	4	0-4	129	257	-128	4 losses	0-2	0-0	0-4

Legend:

GP Games Played      W-L Win-Loss      YRank Yesterday's Rank





PRELIMINARY ROUND-COMPARATIVE RANKINGS As of 11 SEP 2008

预赛-对比排名

Group A								Games			Points		Class.
Rank	YRank		USA	GER	AUS	GBR	BRA	Played	Won	Lost	For	Against	Points
1	1	USA	--	42-38	61-42	56-31	68-38	4	4	0	227	149	8
2	3	GER	38-42	--	64-56	50-44	62-32	4	3	1	214	174	7
3	2	AUS	42-61	56-64	--	59-30	66-30	4	2	2	223	185	6
4	4	GBR	31-56	44-50	30-59	--	61-29	4	1	3	166	194	5
5	5	BRA	38-68	32-62	30-66	29-61	--	4	0	4	129	257	4

Group B								Games			Points		Class.
Rank	YRank		JPN	CAN	NED	CHN	MEX	Played	Won	Lost	For	Against	Points
1	1	JPN	--	55-52	65-49	49-46	52-34	4	4	0	221	181	8
2	2	CAN	52-55	--	59-32	62-44	71-38	4	3	1	244	169	7
3	4	NED	49-65	32-59	--	51-35	59-46	4	2	2	191	205	6
4	3	CHN	46-49	44-62	35-51	--	53-37	4	1	3	178	199	5
5	5	MEX	34-52	38-71	46-59	37-53	--	4	0	4	155	235	4

Comparative Ranking										
Rank	Team	GP	W-L	Points			Current Run	Last 2	Margin	
				For	Against	Diff.			-5 Pts	+15 Pts
1	USA	4	4-0	227	149	+78	4 wins	2-0	1-0	3-0
2	JPN	4	4-0	221	181	+40	4 wins	2-0	2-0	2-0
3	CAN	4	3-1	244	169	+75	2 wins	2-0	0-1	3-0
4	GER	4	3-1	214	174	+40	2 wins	2-0	0-1	1-0
5	AUS	4	2-2	223	185	+38	2 wins	0-2	0-0	2-1
6	NED	4	2-2	191	205	-14	2 losses	1-1	0-0	1-2
7	CHN	4	1-3	178	199	-21	2 losses	0-2	0-1	1-2
8	GBR	4	1-3	166	194	-28	2 losses	0-2	0-0	1-2
9	MEX	4	0-4	155	235	-80	4 losses	0-2	0-0	0-3
10	BRA	4	0-4	129	257	-128	4 losses	0-2	0-0	0-4

Legend:

GP Games Played      W-L Win-Loss      YRank Yesterday's Rank



**TOURNAMENT SUMMARY** As of 11 SEP 2008

赛事成绩一览表

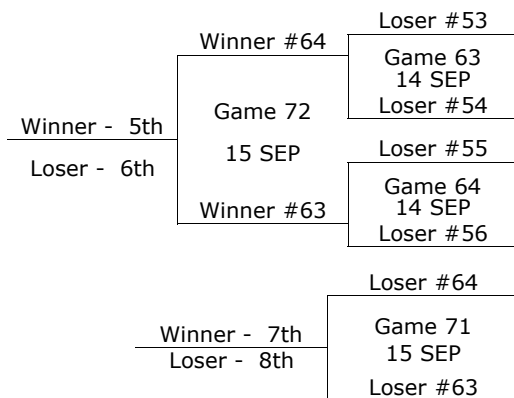
**Today's Games**

Teams	Start Time	Final	Half	End of Regulation
BRA vs USA	09:00	38 - 68	19 - 38	
GBR vs GER	11:15	44 - 50	22 - 23	
MEX vs CAN	15:30	38 - 71	14 - 31	
CHN vs NED	17:45	35 - 51	18 - 29	

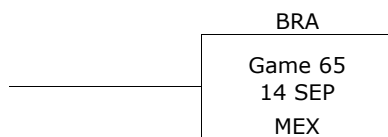
Group A							Games			Points		Class.
Rank		USA	GER	AUS	GBR	BRA	Played	Won	Lost	For	Against	Points
1	USA	- -	42-38	61-42	56-31	68-38	4	4	0	227	149	8
2	GER	38-42	- -	64-56	50-44	62-32	4	3	1	214	174	7
3	AUS	42-61	56-64	- -	59-30	66-30	4	2	2	223	185	6
4	GBR	31-56	44-50	30-59	- -	61-29	4	1	3	166	194	5
5	BRA	38-68	32-62	30-66	29-61	- -	4	0	4	129	257	4

Group B							Games			Points		Class.
Rank		JPN	CAN	NED	CHN	MEX	Played	Won	Lost	For	Against	Points
1	JPN	- -	55-52	65-49	49-46	52-34	4	4	0	221	181	8
2	CAN	52-55	- -	59-32	62-44	71-38	4	3	1	244	169	7
3	NED	49-65	32-59	- -	51-35	59-46	4	2	2	191	205	6
4	CHN	46-49	44-62	35-51	- -	53-37	4	1	3	178	199	5
5	MEX	34-52	38-71	46-59	37-53	- -	4	0	4	155	235	4

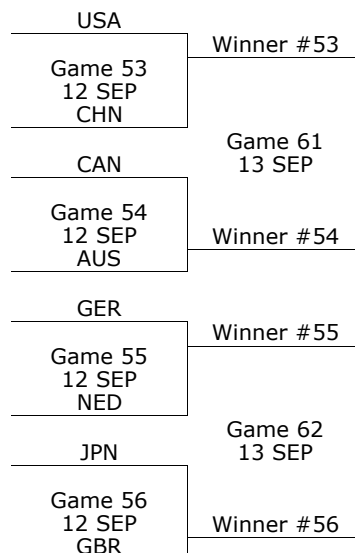
**Classification 5th-8th**



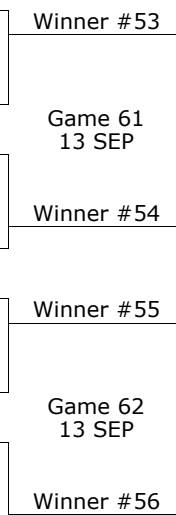
**Classification 9th-10th**



**Quarterfinals**



**Semifinals**



**Final**



**Note:**  
Detailed explanations of competition are on output:N02 - Competition Format and Rules



**TOURNAMENT SUMMARY** As of 12 SEP 2008

赛事成绩一览表

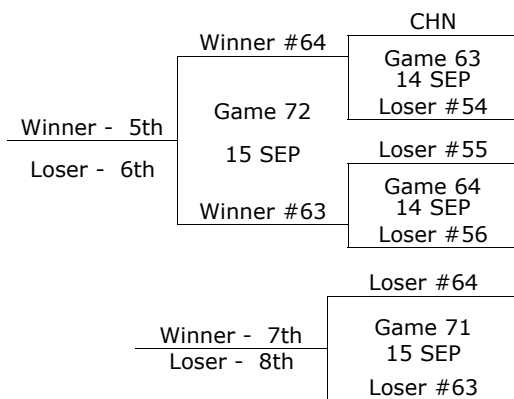
**Today's Games**

Teams	Start Time	Final	Half	End of Regulation
USA vs CHN	13:30	75 - 31	42 - 12	

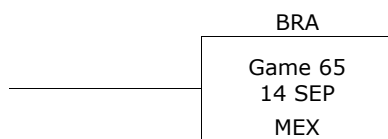
Group A							Games			Points		Class.
Rank		USA	GER	AUS	GBR	BRA	Played	Won	Lost	For	Against	Points
1	USA	--	42-38	61-42	56-31	68-38	4	4	0	227	149	8
2	GER	38-42	--	64-56	50-44	62-32	4	3	1	214	174	7
3	AUS	42-61	56-64	--	59-30	66-30	4	2	2	223	185	6
4	GBR	31-56	44-50	30-59	--	61-29	4	1	3	166	194	5
5	BRA	38-68	32-62	30-66	29-61	--	4	0	4	129	257	4

Group B							Games			Points		Class.
Rank		JPN	CAN	NED	CHN	MEX	Played	Won	Lost	For	Against	Points
1	JPN	--	55-52	65-49	49-46	52-34	4	4	0	221	181	8
2	CAN	52-55	--	59-32	62-44	71-38	4	3	1	244	169	7
3	NED	49-65	32-59	--	51-35	59-46	4	2	2	191	205	6
4	CHN	46-49	44-62	35-51	--	53-37	4	1	3	178	199	5
5	MEX	34-52	38-71	46-59	37-53	--	4	0	4	155	235	4

**Classification 5th-8th**



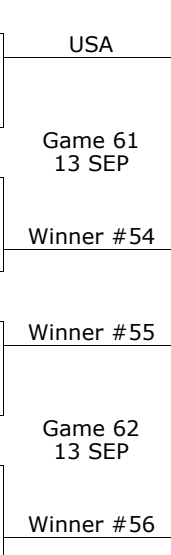
**Classification 9th-10th**



**Quarterfinals**



**Semifinals**



**Final**



**Note:**  
Detailed explanations of competition are on output:N02 - Competition Format and Rules

**TOURNAMENT SUMMARY** As of 12 SEP 2008

赛事成绩一览表

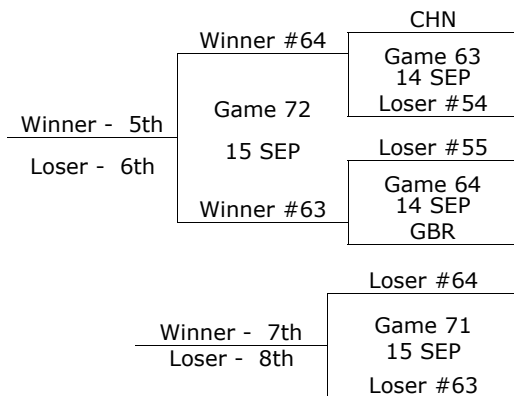
**Today's Games**

Teams	Start Time	Final	Half	End of Regulation
USA vs CHN	13:30	75 - 31	42 - 12	
JPN vs GBR	16:45	45 - 38	14 - 20	

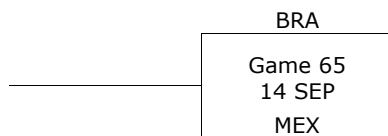
Group A							Games			Points		Class.
Rank	USA	GER	AUS	GBR	BRA	Played	Won	Lost	For	Against	Points	
1	USA	--	42-38	61-42	56-31	68-38	4	4	0	227	149	8
2	GER	38-42	--	64-56	50-44	62-32	4	3	1	214	174	7
3	AUS	42-61	56-64	--	59-30	66-30	4	2	2	223	185	6
4	GBR	31-56	44-50	30-59	--	61-29	4	1	3	166	194	5
5	BRA	38-68	32-62	30-66	29-61	--	4	0	4	129	257	4

Group B							Games			Points		Class.
Rank	JPN	CAN	NED	CHN	MEX	Played	Won	Lost	For	Against	Points	
1	JPN	--	55-52	65-49	49-46	52-34	4	4	0	221	181	8
2	CAN	52-55	--	59-32	62-44	71-38	4	3	1	244	169	7
3	NED	49-65	32-59	--	51-35	59-46	4	2	2	191	205	6
4	CHN	46-49	44-62	35-51	--	53-37	4	1	3	178	199	5
5	MEX	34-52	38-71	46-59	37-53	--	4	0	4	155	235	4

**Classification 5th-8th**



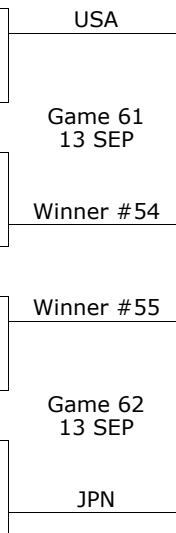
**Classification 9th-10th**



**Quarterfinals**



**Semifinals**



**Final**



**Note:**  
Detailed explanations of competition are on output:N02 - Competition Format and Rules

**TOURNAMENT SUMMARY** As of 12 SEP 2008

赛事成绩一览表

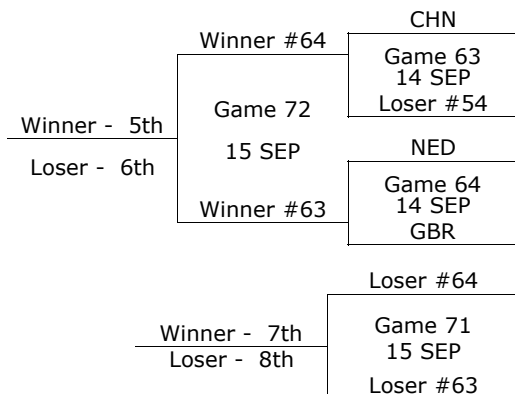
**Today's Games**

Teams	Start Time	Final	Half	End of Regulation
USA vs CHN	13:30	75 - 31	42 - 12	
JPN vs GBR	16:45	45 - 38	14 - 20	
GER vs NED	19:00	43 - 28	21 - 17	

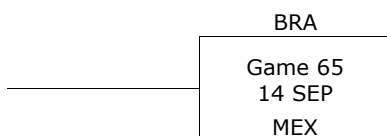
Group A							Games			Points		Class.
Rank	USA	GER	AUS	GBR	BRA	Played	Won	Lost	For	Against	Points	
1	USA	--	42-38	61-42	56-31	68-38	4	4	0	227	149	8
2	GER	38-42	--	64-56	50-44	62-32	4	3	1	214	174	7
3	AUS	42-61	56-64	--	59-30	66-30	4	2	2	223	185	6
4	GBR	31-56	44-50	30-59	--	61-29	4	1	3	166	194	5
5	BRA	38-68	32-62	30-66	29-61	--	4	0	4	129	257	4

Group B							Games			Points		Class.
Rank	JPN	CAN	NED	CHN	MEX	Played	Won	Lost	For	Against	Points	
1	JPN	--	55-52	65-49	49-46	52-34	4	4	0	221	181	8
2	CAN	52-55	--	59-32	62-44	71-38	4	3	1	244	169	7
3	NED	49-65	32-59	--	51-35	59-46	4	2	2	191	205	6
4	CHN	46-49	44-62	35-51	--	53-37	4	1	3	178	199	5
5	MEX	34-52	38-71	46-59	37-53	--	4	0	4	155	235	4

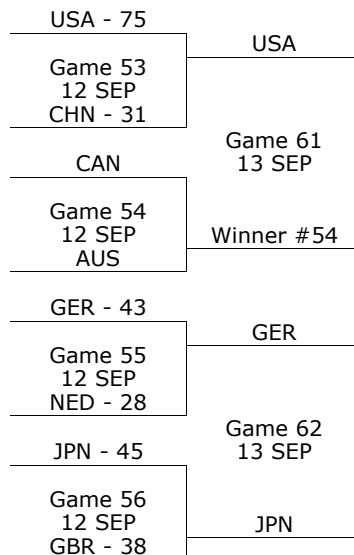
**Classification 5th-8th**



**Classification 9th-10th**



**Quarterfinals**



**Semifinals**



**Final**



**Note:**  
Detailed explanations of competition are on output:N02 - Competition Format and Rules



## TOURNAMENT SUMMARY As of 12 SEP 2008

赛事成绩一览表

### Today's Games

Teams	Start Time	Final	Half	End of Regulation
USA vs CHN	13:30	75 - 31	42 - 12	
JPN vs GBR	16:45	45 - 38	14 - 20	
GER vs NED	19:00	43 - 28	21 - 17	
CAN vs AUS	21:15	49 - 53	27 - 28	

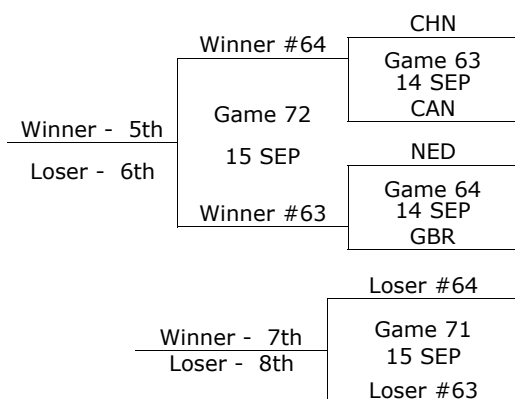
### Group A

Rank	Team	Games					Points		Class. Points			
		USA	GER	AUS	GBR	BRA	Played	Won		Lost	For	Against
1	USA	- -	42-38	61-42	56-31	68-38	4	4	0	227	149	8
2	GER	38-42	- -	64-56	50-44	62-32	4	3	1	214	174	7
3	AUS	42-61	56-64	- -	59-30	66-30	4	2	2	223	185	6
4	GBR	31-56	44-50	30-59	- -	61-29	4	1	3	166	194	5
5	BRA	38-68	32-62	30-66	29-61	- -	4	0	4	129	257	4

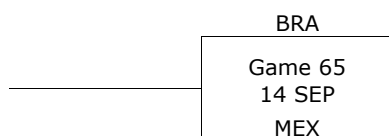
### Group B

Rank	Team	Games					Points		Class. Points			
		JPN	CAN	NED	CHN	MEX	Played	Won		Lost	For	Against
1	JPN	- -	55-52	65-49	49-46	52-34	4	4	0	221	181	8
2	CAN	52-55	- -	59-32	62-44	71-38	4	3	1	244	169	7
3	NED	49-65	32-59	- -	51-35	59-46	4	2	2	191	205	6
4	CHN	46-49	44-62	35-51	- -	53-37	4	1	3	178	199	5
5	MEX	34-52	38-71	46-59	37-53	- -	4	0	4	155	235	4

### Classification 5th-8th



### Classification 9th-10th



### Quarterfinals



### Semifinals



### Final



**Note:**

Detailed explanations of competition are on output:N02 - Competition Format and Rules



**TOURNAMENT SUMMARY** As of 13 SEP 2008

赛事成绩一览表

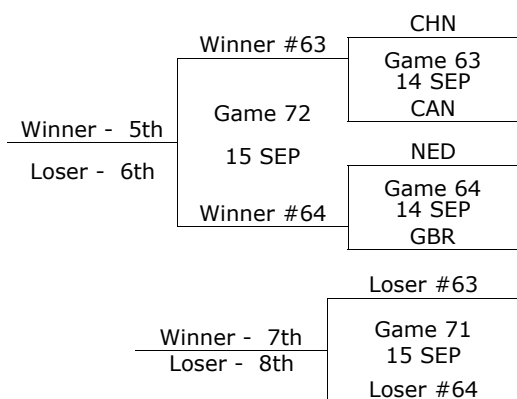
**Today's Games**

Teams	Start Time	Final	Half	End of Regulation
USA vs AUS	19:00	60 - 47	24 - 22	

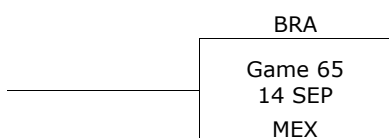
Group A							Games			Points		Class.
Rank		USA	GER	AUS	GBR	BRA	Played	Won	Lost	For	Against	Points
1	USA	--	42-38	61-42	56-31	68-38	4	4	0	227	149	8
2	GER	38-42	--	64-56	50-44	62-32	4	3	1	214	174	7
3	AUS	42-61	56-64	--	59-30	66-30	4	2	2	223	185	6
4	GBR	31-56	44-50	30-59	--	61-29	4	1	3	166	194	5
5	BRA	38-68	32-62	30-66	29-61	--	4	0	4	129	257	4

Group B							Games			Points		Class.
Rank		JPN	CAN	NED	CHN	MEX	Played	Won	Lost	For	Against	Points
1	JPN	--	55-52	65-49	49-46	52-34	4	4	0	221	181	8
2	CAN	52-55	--	59-32	62-44	71-38	4	3	1	244	169	7
3	NED	49-65	32-59	--	51-35	59-46	4	2	2	191	205	6
4	CHN	46-49	44-62	35-51	--	53-37	4	1	3	178	199	5
5	MEX	34-52	38-71	46-59	37-53	--	4	0	4	155	235	4

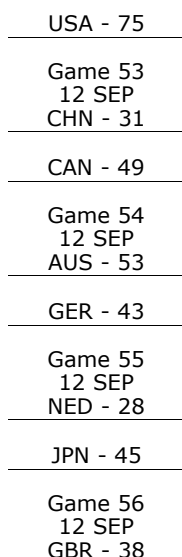
**Classification 5th-8th**



**Classification 9th-10th**



**Quarterfinals**



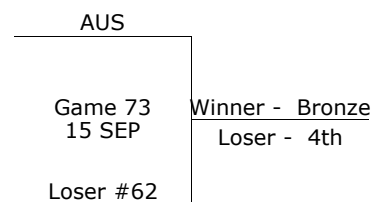
**Semifinals**



**Final**

Winner - Gold  
Loser - Silver

**Final 3-4**



**Note:**  
Detailed explanations of competition are on output:N02 - Competition Format and Rules



**TOURNAMENT SUMMARY** As of 13 SEP 2008

赛事成绩一览表

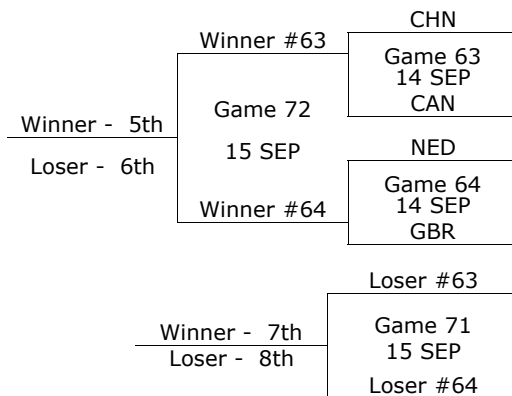
**Today's Games**

Teams	Start Time	Final	Half	End of Regulation
USA vs AUS	19:00	60 - 47	24 - 22	
GER vs JPN	21:15	60 - 40	26 - 22	

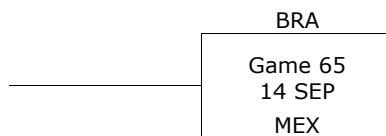
Group A							Games			Points		Class.
Rank	USA	GER	AUS	GBR	BRA	Played	Won	Lost	For	Against	Points	
1	USA	--	42-38	61-42	56-31	68-38	4	4	0	227	149	8
2	GER	38-42	--	64-56	50-44	62-32	4	3	1	214	174	7
3	AUS	42-61	56-64	--	59-30	66-30	4	2	2	223	185	6
4	GBR	31-56	44-50	30-59	--	61-29	4	1	3	166	194	5
5	BRA	38-68	32-62	30-66	29-61	--	4	0	4	129	257	4

Group B							Games			Points		Class.
Rank	JPN	CAN	NED	CHN	MEX	Played	Won	Lost	For	Against	Points	
1	JPN	--	55-52	65-49	49-46	52-34	4	4	0	221	181	8
2	CAN	52-55	--	59-32	62-44	71-38	4	3	1	244	169	7
3	NED	49-65	32-59	--	51-35	59-46	4	2	2	191	205	6
4	CHN	46-49	44-62	35-51	--	53-37	4	1	3	178	199	5
5	MEX	34-52	38-71	46-59	37-53	--	4	0	4	155	235	4

**Classification 5th-8th**



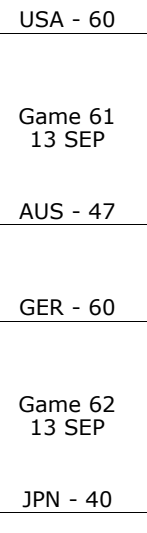
**Classification 9th-10th**



**Quarterfinals**



**Semifinals**



**Final**



**Note:**  
Detailed explanations of competition are on output:N02 - Competition Format and Rules





## TOURNAMENT SUMMARY As of 13 SEP 2008

赛事成绩一览表

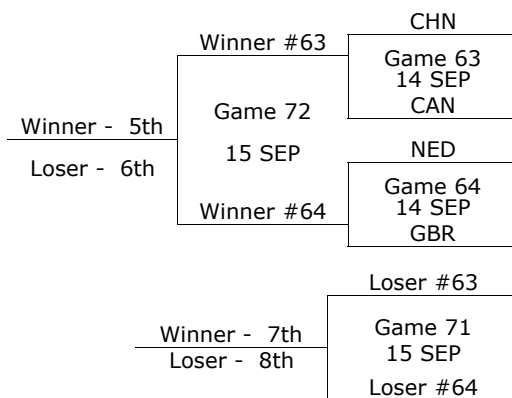
### Today's Games

Teams	Start Time	Final	Half	End of Regulation
USA vs AUS	19:00	60 - 47	24 - 22	
GER vs JPN	21:15	60 - 40	26 - 22	

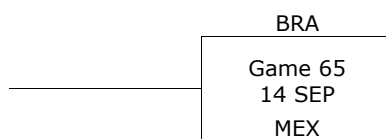
Group A							Games			Points		Class.
Rank	USA	GER	AUS	GBR	BRA	Played	Won	Lost	For	Against	Points	
1	USA	--	42-38	61-42	56-31	68-38	4	4	0	227	149	8
2	GER	38-42	--	64-56	50-44	62-32	4	3	1	214	174	7
3	AUS	42-61	56-64	--	59-30	66-30	4	2	2	223	185	6
4	GBR	31-56	44-50	30-59	--	61-29	4	1	3	166	194	5
5	BRA	38-68	32-62	30-66	29-61	--	4	0	4	129	257	4

Group B							Games			Points		Class.
Rank	JPN	CAN	NED	CHN	MEX	Played	Won	Lost	For	Against	Points	
1	JPN	--	55-52	65-49	49-46	52-34	4	4	0	221	181	8
2	CAN	52-55	--	59-32	62-44	71-38	4	3	1	244	169	7
3	NED	49-65	32-59	--	51-35	59-46	4	2	2	191	205	6
4	CHN	46-49	44-62	35-51	--	53-37	4	1	3	178	199	5
5	MEX	34-52	38-71	46-59	37-53	--	4	0	4	155	235	4

### Classification 5th-8th



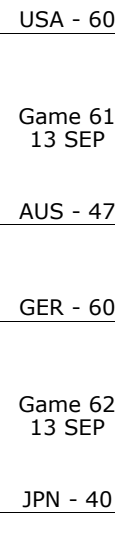
### Classification 9th-10th



### Quarterfinals



### Semifinals



### Final



**Note:**

Detailed explanations of competition are on output:N02 - Competition Format and Rules

PRELIMINARY ROUND-COMPARATIVE RANKINGS As of 7 SEP 2008

预赛-对比排名

Group A								Games			Points		Class.
Rank	YRank		AUS	GBR	BRA	USA	GER	Played	Won	Lost	For	Against	Points
1		AUS	--	59-30	08 Sep	09 Sep	10 Sep	1	1	0	59	30	2
2		GBR	30-59	--	09 Sep	10 Sep	11 Sep	1	0	1	30	59	1
		BRA	08 Sep	09 Sep	--	11 Sep	07 Sep	0	0	0	0	0	0
		USA	09 Sep	10 Sep	11 Sep	--	08 Sep	0	0	0	0	0	0
		GER	10 Sep	11 Sep	07 Sep	08 Sep	--	0	0	0	0	0	0

Group B								Games			Points		Class.
Rank	YRank		NED	MEX	JPN	CHN	CAN	Played	Won	Lost	For	Against	Points
1		NED	--	59-46	10 Sep	11 Sep	08 Sep	1	1	0	59	46	2
2		MEX	46-59	--	08 Sep	09 Sep	11 Sep	1	0	1	46	59	1
		JPN	10 Sep	08 Sep	--	07 Sep	09 Sep	0	0	0	0	0	0
		CHN	11 Sep	09 Sep	07 Sep	--	10 Sep	0	0	0	0	0	0
		CAN	08 Sep	11 Sep	09 Sep	10 Sep	--	0	0	0	0	0	0

Comparative Ranking										
Rank	Team	GP	W-L	Points			Current Run	Last 2	Margin	
				For	Against	Diff.			-5 Pts	+15 Pts
1	AUS	1	1-0	59	30	+29	1 win	1-0	0-0	1-0
2	NED	1	1-0	59	46	+13	1 win	1-0	0-0	0-0
3	MEX	1	0-1	46	59	-13	0 win	0-1	0-0	0-0
4	GBR	1	0-1	30	59	-29	0 win	0-1	0-0	0-1
5	BRA	0	0-0	0	0	0	0 win	0-0	0-0	0-0
6	CAN	0	0-0	0	0	0	0 loss	0-0	0-0	0-0
7	CHN	0	0-0	0	0	0	0 loss	0-0	0-0	0-0
8	GER	0	0-0	0	0	0	0 loss	0-0	0-0	0-0
9	JPN	0	0-0	0	0	0	0 loss	0-0	0-0	0-0
10	USA	0	0-0	0	0	0	0 loss	0-0	0-0	0-0

Legend:

GP Games Played      W-L Win-Loss      YRank Yesterday's Rank



**TOURNAMENT SUMMARY** As of 14 SEP 2008

赛事成绩一览表

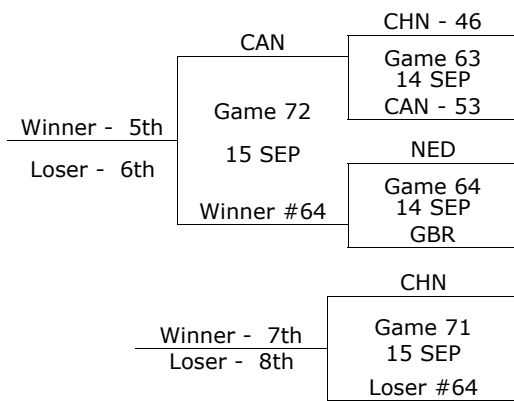
**Today's Games**

Teams	Start Time	Final	Half	End of Regulation
CHN vs CAN	09:00	46 - 53	22 - 26	

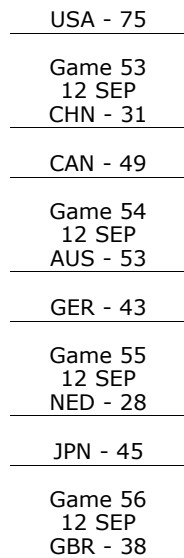
Group A							Games			Points		Class.
Rank		USA	GER	AUS	GBR	BRA	Played	Won	Lost	For	Against	Points
1	USA	--	42-38	61-42	56-31	68-38	4	4	0	227	149	8
2	GER	38-42	--	64-56	50-44	62-32	4	3	1	214	174	7
3	AUS	42-61	56-64	--	59-30	66-30	4	2	2	223	185	6
4	GBR	31-56	44-50	30-59	--	61-29	4	1	3	166	194	5
5	BRA	38-68	32-62	30-66	29-61	--	4	0	4	129	257	4

Group B							Games			Points		Class.
Rank		JPN	CAN	NED	CHN	MEX	Played	Won	Lost	For	Against	Points
1	JPN	--	55-52	65-49	49-46	52-34	4	4	0	221	181	8
2	CAN	52-55	--	59-32	62-44	71-38	4	3	1	244	169	7
3	NED	49-65	32-59	--	51-35	59-46	4	2	2	191	205	6
4	CHN	46-49	44-62	35-51	--	53-37	4	1	3	178	199	5
5	MEX	34-52	38-71	46-59	37-53	--	4	0	4	155	235	4

**Classification 5th-8th**



**Quarterfinals**



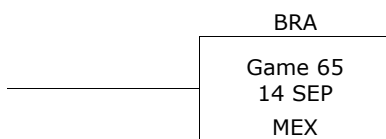
**Semifinals**



**Final**



**Classification 9th-10th**



**Note:** Detailed explanations of competition are on output:N02 - Competition Format and Rules



**TOURNAMENT SUMMARY** As of 14 SEP 2008

赛事成绩一览表

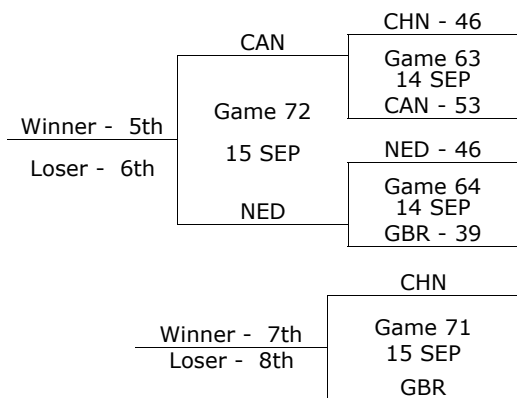
**Today's Games**

Teams	Start Time	Final	Half	End of Regulation
CHN vs CAN	09:00	46 - 53	22 - 26	
NED vs GBR	11:15	46 - 39	23 - 21	

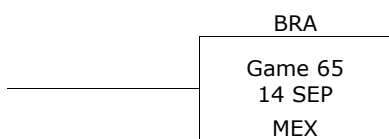
Group A							Games			Points		Class.
Rank	USA	GER	AUS	GBR	BRA	Played	Won	Lost	For	Against	Points	
1	USA	- -	42-38	61-42	56-31	68-38	4	4	0	227	149	8
2	GER	38-42	- -	64-56	50-44	62-32	4	3	1	214	174	7
3	AUS	42-61	56-64	- -	59-30	66-30	4	2	2	223	185	6
4	GBR	31-56	44-50	30-59	- -	61-29	4	1	3	166	194	5
5	BRA	38-68	32-62	30-66	29-61	- -	4	0	4	129	257	4

Group B							Games			Points		Class.
Rank	JPN	CAN	NED	CHN	MEX	Played	Won	Lost	For	Against	Points	
1	JPN	- -	55-52	65-49	49-46	52-34	4	4	0	221	181	8
2	CAN	52-55	- -	59-32	62-44	71-38	4	3	1	244	169	7
3	NED	49-65	32-59	- -	51-35	59-46	4	2	2	191	205	6
4	CHN	46-49	44-62	35-51	- -	53-37	4	1	3	178	199	5
5	MEX	34-52	38-71	46-59	37-53	- -	4	0	4	155	235	4

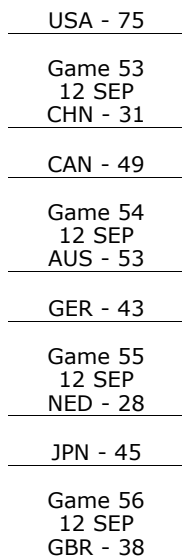
**Classification 5th-8th**



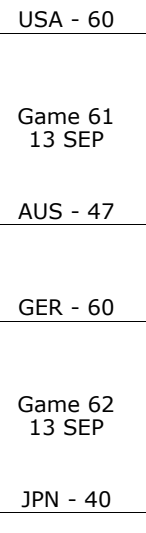
**Classification 9th-10th**



**Quarterfinals**



**Semifinals**



**Final**



**Note:**  
Detailed explanations of competition are on output:N02 - Competition Format and Rules



**TOURNAMENT SUMMARY** As of 14 SEP 2008

赛事成绩一览表

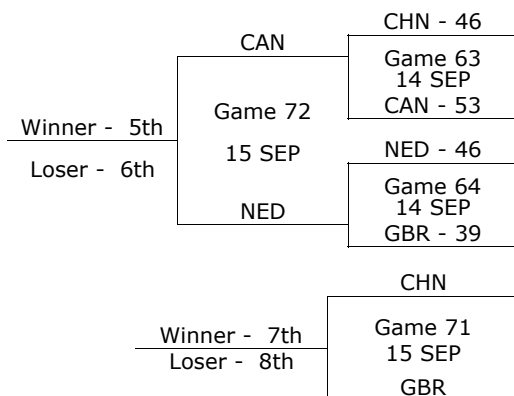
**Today's Games**

Teams	Start Time	Final	Half	End of Regulation
CHN vs CAN	09:00	46 - 53	22 - 26	
NED vs GBR	11:15	46 - 39	23 - 21	
BRA vs MEX	13:30	44 - 54	23 - 24	

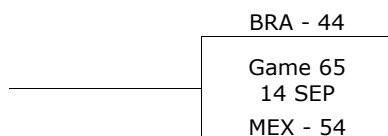
Group A							Games			Points		Class.
Rank	USA	GER	AUS	GBR	BRA	Played	Won	Lost	For	Against	Points	
1	USA	--	42-38	61-42	56-31	68-38	4	4	0	227	149	8
2	GER	38-42	--	64-56	50-44	62-32	4	3	1	214	174	7
3	AUS	42-61	56-64	--	59-30	66-30	4	2	2	223	185	6
4	GBR	31-56	44-50	30-59	--	61-29	4	1	3	166	194	5
5	BRA	38-68	32-62	30-66	29-61	--	4	0	4	129	257	4

Group B							Games			Points		Class.
Rank	JPN	CAN	NED	CHN	MEX	Played	Won	Lost	For	Against	Points	
1	JPN	--	55-52	65-49	49-46	52-34	4	4	0	221	181	8
2	CAN	52-55	--	59-32	62-44	71-38	4	3	1	244	169	7
3	NED	49-65	32-59	--	51-35	59-46	4	2	2	191	205	6
4	CHN	46-49	44-62	35-51	--	53-37	4	1	3	178	199	5
5	MEX	34-52	38-71	46-59	37-53	--	4	0	4	155	235	4

**Classification 5th-8th**



**Classification 9th-10th**



**Quarterfinals**



**Semifinals**



**Final**



**Note:**  
Detailed explanations of competition are on output:N02 - Competition Format and Rules



**TOURNAMENT SUMMARY** As of 15 SEP 2008

赛事成绩一览表

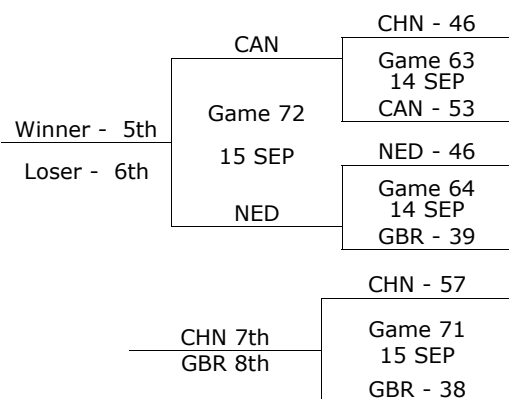
**Today's Games**

Teams	Start Time	Final	Half	End of Regulation
CHN vs GBR	13:30	57 - 38	29 - 17	

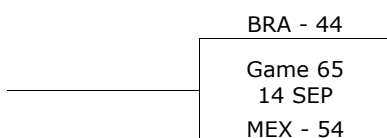
Group A							Games			Points		Class.
Rank		USA	GER	AUS	GBR	BRA	Played	Won	Lost	For	Against	Points
1	USA	--	42-38	61-42	56-31	68-38	4	4	0	227	149	8
2	GER	38-42	--	64-56	50-44	62-32	4	3	1	214	174	7
3	AUS	42-61	56-64	--	59-30	66-30	4	2	2	223	185	6
4	GBR	31-56	44-50	30-59	--	61-29	4	1	3	166	194	5
5	BRA	38-68	32-62	30-66	29-61	--	4	0	4	129	257	4

Group B							Games			Points		Class.
Rank		JPN	CAN	NED	CHN	MEX	Played	Won	Lost	For	Against	Points
1	JPN	--	55-52	65-49	49-46	52-34	4	4	0	221	181	8
2	CAN	52-55	--	59-32	62-44	71-38	4	3	1	244	169	7
3	NED	49-65	32-59	--	51-35	59-46	4	2	2	191	205	6
4	CHN	46-49	44-62	35-51	--	53-37	4	1	3	178	199	5
5	MEX	34-52	38-71	46-59	37-53	--	4	0	4	155	235	4

**Classification 5th-8th**



**Classification 9th-10th**



**Quarterfinals**



**Semifinals**



**Final**



**Note:**  
Detailed explanations of competition are on output:N02 - Competition Format and Rules



**TOURNAMENT SUMMARY** As of 15 SEP 2008

赛事成绩一览表

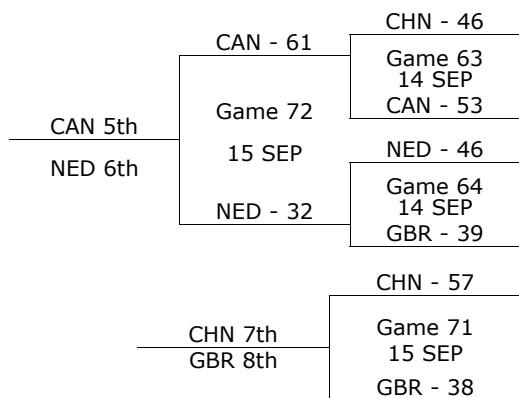
**Today's Games**

Teams	Start Time	Final	Half	End of Regulation
CHN vs GBR	13:30	57 - 38	29 - 17	
CAN vs NED	15:45	61 - 32	31 - 22	

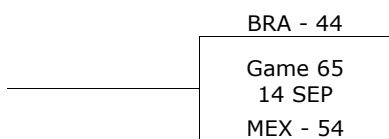
Group A							Games			Points		Class.
Rank	USA	GER	AUS	GBR	BRA		Played	Won	Lost	For	Against	Points
1	USA	--	42-38	61-42	56-31	68-38	4	4	0	227	149	8
2	GER	38-42	--	64-56	50-44	62-32	4	3	1	214	174	7
3	AUS	42-61	56-64	--	59-30	66-30	4	2	2	223	185	6
4	GBR	31-56	44-50	30-59	--	61-29	4	1	3	166	194	5
5	BRA	38-68	32-62	30-66	29-61	--	4	0	4	129	257	4

Group B							Games			Points		Class.
Rank	JPN	CAN	NED	CHN	MEX		Played	Won	Lost	For	Against	Points
1	JPN	--	55-52	65-49	49-46	52-34	4	4	0	221	181	8
2	CAN	52-55	--	59-32	62-44	71-38	4	3	1	244	169	7
3	NED	49-65	32-59	--	51-35	59-46	4	2	2	191	205	6
4	CHN	46-49	44-62	35-51	--	53-37	4	1	3	178	199	5
5	MEX	34-52	38-71	46-59	37-53	--	4	0	4	155	235	4

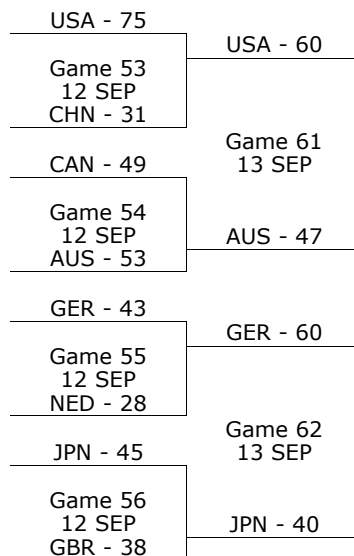
**Classification 5th-8th**



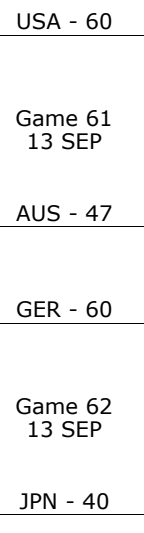
**Classification 9th-10th**



**Quarterfinals**



**Semifinals**



**Final**



**Note:**  
Detailed explanations of competition are on output:N02 - Competition Format and Rules



**TOURNAMENT SUMMARY** As of 15 SEP 2008

赛事成绩一览表

**Today's Games**

Teams	Start Time	Final	Half	End of Regulation
CHN vs GBR	13:30	57 - 38	29 - 17	
CAN vs NED	15:45	61 - 32	31 - 22	
AUS vs JPN	19:00	53 - 47	31 - 23	

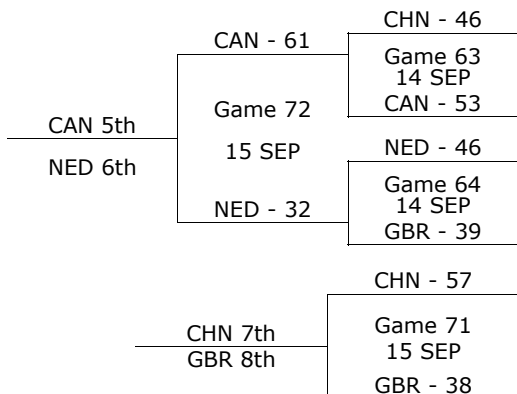
**Group A**

Rank	USA	GER	AUS	GBR	BRA	Games			Points		Class. Points	
						Played	Won	Lost	For	Against		
1	USA	--	42-38	61-42	56-31	68-38	4	4	0	227	149	8
2	GER	38-42	--	64-56	50-44	62-32	4	3	1	214	174	7
3	AUS	42-61	56-64	--	59-30	66-30	4	2	2	223	185	6
4	GBR	31-56	44-50	30-59	--	61-29	4	1	3	166	194	5
5	BRA	38-68	32-62	30-66	29-61	--	4	0	4	129	257	4

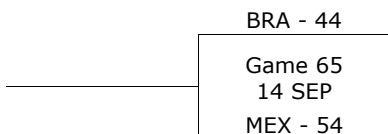
**Group B**

Rank	JPN	CAN	NED	CHN	MEX	Games			Points		Class. Points	
						Played	Won	Lost	For	Against		
1	JPN	--	55-52	65-49	49-46	52-34	4	4	0	221	181	8
2	CAN	52-55	--	59-32	62-44	71-38	4	3	1	244	169	7
3	NED	49-65	32-59	--	51-35	59-46	4	2	2	191	205	6
4	CHN	46-49	44-62	35-51	--	53-37	4	1	3	178	199	5
5	MEX	34-52	38-71	46-59	37-53	--	4	0	4	155	235	4

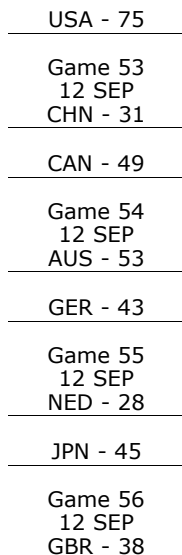
**Classification 5th-8th**



**Classification 9th-10th**



**Quarterfinals**



**Semifinals**



**Final**



**Note:**  
Detailed explanations of competition are on output:N02 - Competition Format and Rules



**TOURNAMENT SUMMARY** As of 15 SEP 2008

赛事成绩一览表

**Today's Games**

Teams	Start Time	Final	Half	End of Regulation
CHN vs GBR	13:30	57 - 38	29 - 17	
CAN vs NED	15:45	61 - 32	31 - 22	
AUS vs JPN	19:00	53 - 47	31 - 23	
USA vs GER	21:30	50 - 38	23 - 16	

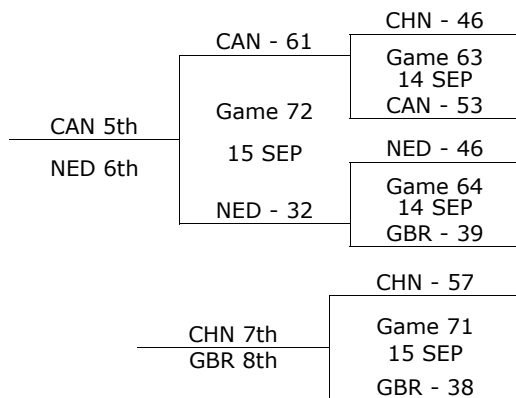
**Group A**

Rank	Team	Games					Points		Class. Points			
		USA	GER	AUS	GBR	BRA	Played	Won		Lost	For	Against
1	USA	- -	42-38	61-42	56-31	68-38	4	4	0	227	149	8
2	GER	38-42	- -	64-56	50-44	62-32	4	3	1	214	174	7
3	AUS	42-61	56-64	- -	59-30	66-30	4	2	2	223	185	6
4	GBR	31-56	44-50	30-59	- -	61-29	4	1	3	166	194	5
5	BRA	38-68	32-62	30-66	29-61	- -	4	0	4	129	257	4

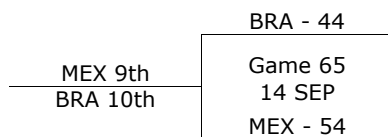
**Group B**

Rank	Team	Games					Points		Class. Points			
		JPN	CAN	NED	CHN	MEX	Played	Won		Lost	For	Against
1	JPN	- -	55-52	65-49	49-46	52-34	4	4	0	221	181	8
2	CAN	52-55	- -	59-32	62-44	71-38	4	3	1	244	169	7
3	NED	49-65	32-59	- -	51-35	59-46	4	2	2	191	205	6
4	CHN	46-49	44-62	35-51	- -	53-37	4	1	3	178	199	5
5	MEX	34-52	38-71	46-59	37-53	- -	4	0	4	155	235	4

**Classification 5th-8th**



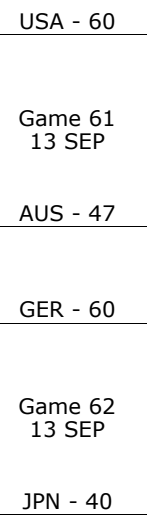
**Classification 9th-10th**



**Quarterfinals**



**Semifinals**



**Final**



**Note:** Detailed explanations of competition are on output:N02 - Competition Format and Rules



PRELIMINARY ROUND-COMPARATIVE RANKINGS As of 7 SEP 2008

预赛-对比排名

Group A								Games			Points		Class.
Rank	YRank		AUS	GER	BRA	GBR	USA	Played	Won	Lost	For	Against	Points
1		AUS	--	10 Sep	08 Sep	59-30	09 Sep	1	1	0	59	30	2
2		GER	10 Sep	--	62-32	11 Sep	08 Sep	1	1	0	62	32	2
3		BRA	08 Sep	32-62	--	09 Sep	11 Sep	1	0	1	32	62	1
4		GBR	30-59	11 Sep	09 Sep	--	10 Sep	1	0	1	30	59	1
		USA	09 Sep	08 Sep	11 Sep	10 Sep	--	0	0	0	0	0	0

Group B								Games			Points		Class.
Rank	YRank		NED	MEX	JPN	CHN	CAN	Played	Won	Lost	For	Against	Points
1		NED	--	59-46	10 Sep	11 Sep	08 Sep	1	1	0	59	46	2
2		MEX	46-59	--	08 Sep	09 Sep	11 Sep	1	0	1	46	59	1
		JPN	10 Sep	08 Sep	--	07 Sep	09 Sep	0	0	0	0	0	0
		CHN	11 Sep	09 Sep	07 Sep	--	10 Sep	0	0	0	0	0	0
		CAN	08 Sep	11 Sep	09 Sep	10 Sep	--	0	0	0	0	0	0

Comparative Ranking										
Rank	Team	GP	W-L	Points			Current Run	Last 2	Margin	
				For	Against	Diff.			-5 Pts	+15 Pts
1	AUS	1	1-0	59	30	+29	1 win	1-0	0-0	1-0
2	GER	1	1-0	62	32	+30	1 win	1-0	0-0	1-0
3	NED	1	1-0	59	46	+13	1 win	1-0	0-0	0-0
4	MEX	1	0-1	46	59	-13	0 win	0-1	0-0	0-0
5	BRA	1	0-1	32	62	-30	0 win	0-1	0-0	0-1
6	GBR	1	0-1	30	59	-29	1 loss	0-1	0-0	0-1
7	CAN	0	0-0	0	0	0	0 loss	0-0	0-0	0-0
8	CHN	0	0-0	0	0	0	0 loss	0-0	0-0	0-0
9	JPN	0	0-0	0	0	0	0 loss	0-0	0-0	0-0
10	USA	0	0-0	0	0	0	0 loss	0-0	0-0	0-0

Legend:

GP Games Played      W-L Win-Loss      YRank Yesterday's Rank

PRELIMINARY ROUND-COMPARATIVE RANKINGS As of 7 SEP 2008

预赛-对比排名

Group A								Games			Points		Class.
Rank	YRank		AUS	GER	BRA	GBR	USA	Played	Won	Lost	For	Against	Points
1		AUS	--	10 Sep	08 Sep	59-30	09 Sep	1	1	0	59	30	2
2		GER	10 Sep	--	62-32	11 Sep	08 Sep	1	1	0	62	32	2
3		BRA	08 Sep	32-62	--	09 Sep	11 Sep	1	0	1	32	62	1
4		GBR	30-59	11 Sep	09 Sep	--	10 Sep	1	0	1	30	59	1
		USA	09 Sep	08 Sep	11 Sep	10 Sep	--	0	0	0	0	0	0

Group B								Games			Points		Class.
Rank	YRank		NED	JPN	CHN	MEX	CAN	Played	Won	Lost	For	Against	Points
1		NED	--	10 Sep	11 Sep	59-46	08 Sep	1	1	0	59	46	2
2		JPN	10 Sep	--	49-46	08 Sep	09 Sep	1	1	0	49	46	2
3		CHN	11 Sep	46-49	--	09 Sep	10 Sep	1	0	1	46	49	1
4		MEX	46-59	08 Sep	09 Sep	--	11 Sep	1	0	1	46	59	1
		CAN	08 Sep	09 Sep	10 Sep	11 Sep	--	0	0	0	0	0	0

Comparative Ranking										
Rank	Team	GP	W-L	Points			Current Run	Last 2	Margin	
				For	Against	Diff.			-5 Pts	+15 Pts
1	AUS	1	1-0	59	30	+29	1 win	1-0	0-0	1-0
2	GER	1	1-0	62	32	+30	1 win	1-0	0-0	1-0
3	NED	1	1-0	59	46	+13	1 win	1-0	0-0	0-0
4	JPN	1	1-0	49	46	+3	1 win	1-0	1-0	0-0
5	CHN	1	0-1	46	49	-3	0 win	0-1	0-1	0-0
6	MEX	1	0-1	46	59	-13	1 loss	0-1	0-0	0-0
7	BRA	1	0-1	32	62	-30	1 loss	0-1	0-0	0-1
8	GBR	1	0-1	30	59	-29	1 loss	0-1	0-0	0-1
9	CAN	0	0-0	0	0	0	0 loss	0-0	0-0	0-0
10	USA	0	0-0	0	0	0	0 loss	0-0	0-0	0-0

Legend:

GP Games Played      W-L Win-Loss      YRank Yesterday's Rank



PRELIMINARY ROUND-COMPARATIVE RANKINGS As of 8 SEP 2008

预赛-对比排名

Group A								Games			Points		Class.
Rank	YRank		AUS	GER	BRA	GBR	USA	Played	Won	Lost	For	Against	Points
1	1	AUS	--	10 Sep	08 Sep	59-30	09 Sep	1	1	0	59	30	2
2	2	GER	10 Sep	--	62-32	11 Sep	08 Sep	1	1	0	62	32	2
3	3	BRA	08 Sep	32-62	--	09 Sep	11 Sep	1	0	1	32	62	1
4	4	GBR	30-59	11 Sep	09 Sep	--	10 Sep	1	0	1	30	59	1
		USA	09 Sep	08 Sep	11 Sep	10 Sep	--	0	0	0	0	0	0

Group B								Games			Points		Class.
Rank	YRank		JPN	NED	MEX	CHN	CAN	Played	Won	Lost	For	Against	Points
1	2	JPN	--	10 Sep	52-34	49-46	09 Sep	2	2	0	101	80	4
2	1	NED	10 Sep	--	59-46	11 Sep	08 Sep	1	1	0	59	46	2
3	4	MEX	34-52	46-59	--	09 Sep	11 Sep	2	0	2	80	111	2
4	3	CHN	46-49	11 Sep	09 Sep	--	10 Sep	1	0	1	46	49	1
		CAN	09 Sep	08 Sep	11 Sep	10 Sep	--	0	0	0	0	0	0

Comparative Ranking										
Rank	Team	GP	W-L	Points			Current Run	Last 2	Margin	
				For	Against	Diff.			-5 Pts	+15 Pts
1	JPN	2	2-0	101	80	+21	2 wins	2-0	1-0	1-0
2	AUS	1	1-0	59	30	+29	1 win	1-0	0-0	1-0
3	GER	1	1-0	62	32	+30	1 win	1-0	0-0	1-0
4	NED	1	1-0	59	46	+13	1 win	1-0	0-0	0-0
5	MEX	2	0-2	80	111	-31	0 win	0-2	0-0	0-1
6	CHN	1	0-1	46	49	-3	1 loss	0-1	0-1	0-0
7	BRA	1	0-1	32	62	-30	1 loss	0-1	0-0	0-1
8	GBR	1	0-1	30	59	-29	1 loss	0-1	0-0	0-1
9	CAN	0	0-0	0	0	0	0 loss	0-0	0-0	0-0
10	USA	0	0-0	0	0	0	0 loss	0-0	0-0	0-0

Legend:

GP Games Played      W-L Win-Loss      YRank Yesterday's Rank

PRELIMINARY ROUND-COMPARATIVE RANKINGS As of 8 SEP 2008

预赛-对比排名

Group A								Games			Points		Class.
Rank	YRank		AUS	GER	BRA	GBR	USA	Played	Won	Lost	For	Against	Points
1	1	AUS	--	10 Sep	08 Sep	59-30	09 Sep	1	1	0	59	30	2
2	2	GER	10 Sep	--	62-32	11 Sep	08 Sep	1	1	0	62	32	2
3	3	BRA	08 Sep	32-62	--	09 Sep	11 Sep	1	0	1	32	62	1
4	4	GBR	30-59	11 Sep	09 Sep	--	10 Sep	1	0	1	30	59	1
		USA	09 Sep	08 Sep	11 Sep	10 Sep	--	0	0	0	0	0	0

Group B								Games			Points		Class.
Rank	YRank		JPN	NED	CAN	MEX	CHN	Played	Won	Lost	For	Against	Points
1	2	JPN	--	10 Sep	09 Sep	52-34	49-46	2	2	0	101	80	4
2	1	NED	10 Sep	--	32-59	59-46	11 Sep	2	1	1	91	105	3
3	3	CAN	09 Sep	59-32	--	11 Sep	10 Sep	1	1	0	59	32	2
4	4	MEX	34-52	46-59	11 Sep	--	09 Sep	2	0	2	80	111	2
5	3	CHN	46-49	11 Sep	10 Sep	09 Sep	--	1	0	1	46	49	1

Comparative Ranking										
Rank	Team	GP	W-L	Points			Current Run	Last 2	Margin	
				For	Against	Diff.			-5 Pts	+15 Pts
1	JPN	2	2-0	101	80	+21	2 wins	2-0	1-0	1-0
2	NED	2	1-1	91	105	-14	1 win	1-1	0-0	0-1
3	AUS	1	1-0	59	30	+29	1 win	1-0	0-0	1-0
4	GER	1	1-0	62	32	+30	1 win	1-0	0-0	1-0
5	CAN	1	1-0	59	32	+27	1 win	1-0	0-0	1-0
6	MEX	2	0-2	80	111	-31	2 losses	0-2	0-0	0-1
7	CHN	1	0-1	46	49	-3	1 loss	0-1	0-1	0-0
8	BRA	1	0-1	32	62	-30	1 loss	0-1	0-0	0-1
9	GBR	1	0-1	30	59	-29	1 loss	0-1	0-0	0-1
10	USA	0	0-0	0	0	0	0 loss	0-0	0-0	0-0

Legend:

GP Games Played      W-L Win-Loss      YRank Yesterday's Rank

PRELIMINARY ROUND-COMPARATIVE RANKINGS As of 8 SEP 2008

预赛-对比排名

Group A								Games			Points		Class.
Rank	YRank		AUS	GER	BRA	GBR	USA	Played	Won	Lost	For	Against	Points
1	1	AUS	--	10 Sep	66-30	59-30	09 Sep	2	2	0	125	60	4
2	2	GER	10 Sep	--	62-32	11 Sep	08 Sep	1	1	0	62	32	2
3	3	BRA	30-66	32-62	--	09 Sep	11 Sep	2	0	2	62	128	2
4	4	GBR	30-59	11 Sep	09 Sep	--	10 Sep	1	0	1	30	59	1
		USA	09 Sep	08 Sep	11 Sep	10 Sep	--	0	0	0	0	0	0

Group B								Games			Points		Class.
Rank	YRank		JPN	NED	CAN	MEX	CHN	Played	Won	Lost	For	Against	Points
1	2	JPN	--	10 Sep	09 Sep	52-34	49-46	2	2	0	101	80	4
2	1	NED	10 Sep	--	32-59	59-46	11 Sep	2	1	1	91	105	3
3	3	CAN	09 Sep	59-32	--	11 Sep	10 Sep	1	1	0	59	32	2
4	4	MEX	34-52	46-59	11 Sep	--	09 Sep	2	0	2	80	111	2
5	3	CHN	46-49	11 Sep	10 Sep	09 Sep	--	1	0	1	46	49	1

Comparative Ranking										
Rank	Team	GP	W-L	Points			Current Run	Last 2	Margin	
				For	Against	Diff.			-5 Pts	+15 Pts
1	AUS	2	2-0	125	60	+65	2 wins	2-0	0-0	2-0
2	JPN	2	2-0	101	80	+21	2 wins	2-0	1-0	1-0
3	NED	2	1-1	91	105	-14	1 win	1-1	0-0	0-1
4	GER	1	1-0	62	32	+30	1 win	1-0	0-0	1-0
5	CAN	1	1-0	59	32	+27	1 win	1-0	0-0	1-0
6	MEX	2	0-2	80	111	-31	2 losses	0-2	0-0	0-1
7	BRA	2	0-2	62	128	-66	2 losses	0-2	0-0	0-2
8	CHN	1	0-1	46	49	-3	1 loss	0-1	0-1	0-0
9	GBR	1	0-1	30	59	-29	1 loss	0-1	0-0	0-1
10	USA	0	0-0	0	0	0	0 loss	0-0	0-0	0-0

Legend:

GP Games Played W-L Win-Loss YRank Yesterday's Rank

PRELIMINARY ROUND-COMPARATIVE RANKINGS As of 8 SEP 2008

预赛-对比排名

Group A								Games			Points		Class.
Rank	YRank		AUS	GER	USA	BRA	GBR	Played	Won	Lost	For	Against	Points
1	1	AUS	--	10 Sep	09 Sep	66-30	59-30	2	2	0	125	60	4
2	2	GER	10 Sep	--	38-42	62-32	11 Sep	2	1	1	100	74	3
3		USA	09 Sep	42-38	--	11 Sep	10 Sep	1	1	0	42	38	2
4	3	BRA	30-66	32-62	11 Sep	--	09 Sep	2	0	2	62	128	2
5	4	GBR	30-59	11 Sep	10 Sep	09 Sep	--	1	0	1	30	59	1

Group B								Games			Points		Class.
Rank	YRank		JPN	NED	CAN	MEX	CHN	Played	Won	Lost	For	Against	Points
1	2	JPN	--	10 Sep	09 Sep	52-34	49-46	2	2	0	101	80	4
2	1	NED	10 Sep	--	32-59	59-46	11 Sep	2	1	1	91	105	3
3		CAN	09 Sep	59-32	--	11 Sep	10 Sep	1	1	0	59	32	2
4	4	MEX	34-52	46-59	11 Sep	--	09 Sep	2	0	2	80	111	2
5	3	CHN	46-49	11 Sep	10 Sep	09 Sep	--	1	0	1	46	49	1

Comparative Ranking										
Rank	Team	GP	W-L	Points			Current Run	Last 2	Margin	
				For	Against	Diff.			-5 Pts	+15 Pts
1	AUS	2	2-0	125	60	+65	2 wins	2-0	0-0	2-0
2	JPN	2	2-0	101	80	+21	2 wins	2-0	1-0	1-0
3	GER	2	1-1	100	74	+26	1 win	1-1	0-1	1-0
4	NED	2	1-1	91	105	-14	1 win	1-1	0-0	0-1
5	CAN	1	1-0	59	32	+27	1 win	1-0	0-0	1-0
6	USA	1	1-0	42	38	+4	0 loss	1-0	1-0	0-0
7	MEX	2	0-2	80	111	-31	2 losses	0-2	0-0	0-1
8	BRA	2	0-2	62	128	-66	2 losses	0-2	0-0	0-2
9	CHN	1	0-1	46	49	-3	1 loss	0-1	0-1	0-0
10	GBR	1	0-1	30	59	-29	1 loss	0-1	0-0	0-1

Legend:

GP Games Played      W-L Win-Loss      YRank Yesterday's Rank



FINAL STANDINGS As of 15 SEP 2008

最后排名

Group A							Games			Points		Class.
Rank		USA	GER	AUS	GBR	BRA	Played	Won	Lost	For	Against	Points
1	USA	- -	42-38	61-42	56-31	68-38	4	4	0	227	149	8
2	GER	38-42	- -	64-56	50-44	62-32	4	3	1	214	174	7
3	AUS	42-61	56-64	- -	59-30	66-30	4	2	2	223	185	6
4	GBR	31-56	44-50	30-59	- -	61-29	4	1	3	166	194	5
5	BRA	38-68	32-62	30-66	29-61	- -	4	0	4	129	257	4

Group B							Games			Points		Class.
Rank		JPN	CAN	NED	CHN	MEX	Played	Won	Lost	For	Against	Points
1	JPN	- -	55-52	65-49	49-46	52-34	4	4	0	221	181	8
2	CAN	52-55	- -	59-32	62-44	71-38	4	3	1	244	169	7
3	NED	49-65	32-59	- -	51-35	59-46	4	2	2	191	205	6
4	CHN	46-49	44-62	35-51	- -	53-37	4	1	3	178	199	5
5	MEX	34-52	38-71	46-59	37-53	- -	4	0	4	155	235	4

Legend:

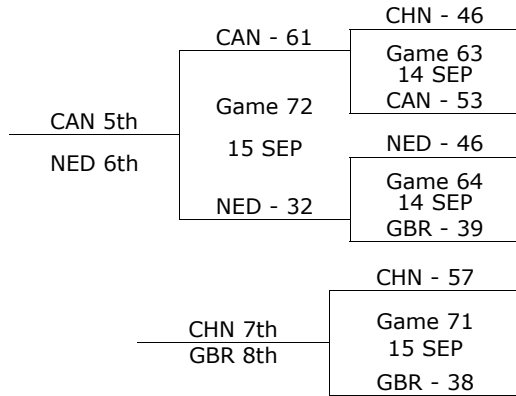
GP Games Played W-L Win-Loss



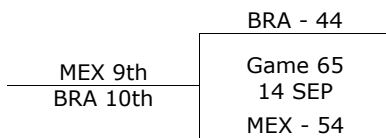


**FINAL STANDINGS** As of 15 SEP 2008  
最后排名

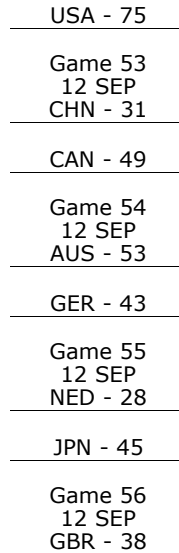
**Classification 5th-8th**



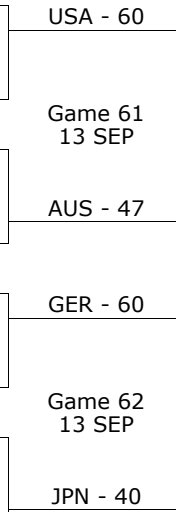
**Classification 9th-10th**



**Quarterfinals**



**Semifinals**



**Final**



Final Standings				
Medal	Rank	Team	GP	W-L
Gold	1	USA	7	7-0
Silver	2	GER	7	5-2
Bronze	3	AUS	7	4-3
	4	JPN	7	5-2
	5	CAN	7	5-2
	6	NED	7	3-4
	7	CHN	7	2-5
	8	GBR	7	1-6
	9	MEX	5	1-4
	10	BRA	5	0-5

**Legend:**

GP Games Played      W-L Win-Loss



OVERALL TEAM STATISTICS As of 7 SEP 2008  
全队技术统计

Team	GP	Field Goals		2 Points		3 Points		Free Throws		Rebounds			AS	TO	ST	BS	PF	PTS	PPG	
		M/A	%	M/A	%	M/A	%	M/A	%	OR	DR	TOT								
AUS	1	For	27/65	42	27/64	42	0/1	0	5/7	71	11	38	49	13	10	9	4	13	59	59.0
		Agn	14/54	26	14/51	27	0/3	0	2/12	17	8	28	36	8	17	2		10	30	30.0
BRA	0	For																	0	0.0
		Agn																		0
CAN	0	For																	0	0.0
		Agn																		0
CHN	0	For																	0	0.0
		Agn																		0
GBR	1	For	14/54	26	14/51	27	0/3	0	2/12	17	8	28	36	8	17	2		10	30	30.0
		Agn	27/65	42	27/64	42	0/1	0	5/7	71	11	38	49	13	10	9	4	13	59	59.0
GER	0	For																	0	0.0
		Agn																		0
JPN	0	For																	0	0.0
		Agn																		0
MEX	0	For																	0	0.0
		Agn																		0
NED	0	For																	0	0.0
		Agn																		0
USA	0	For																	0	0.0
		Agn																		0
Totals	1		41/119	34	41/115	36	0/4	0	7/19	37	19	66	85	21	27	11	4	23	89	89.0
Avg. per Game											19	66	85	21	27	11	4	23	89.0	

Legend:

%	Shooting Percentage	Agn	Against	AS	Assists	Avg	Average
BS	Blocked Shots	DR	Defensive Rebounds	GP	Games Played	M/A	Made/Attempt
OR	Offensive Rebounds	PF	Fouls	PPG	Points Per Game	PTS	Points
ST	Steals	TO	Turnovers	TOT	Total Rebounds		



OVERALL TEAM STATISTICS As of 9 SEP 2008  
全队技术统计

Team	GP		Field Goals		2 Points		3 Points		Free Throws		Rebounds			AS	TO	ST	BS	PF	PTS	PPG
			M/A	%	M/A	%	M/A	%	M/A	%	OR	DR	TOT							
AUS	3	For	77/190	41	77/185	42	0/5	0	13/26	50	33	91	124	34	37	36	6	42	167	55.7
		Agn	51/153	33	51/146	35	0/7	0	19/44	43	24	84	108	29	60	9	2	33	121	40.3
BRA	2	For	27/101	27	27/97	28	0/4	0	8/22	36	16	55	71	15	40	4	1	26	62	31.0
		Agn	58/133	44	58/127	46	0/6	0	12/24	50	27	66	93	32	21	24	2	26	128	64.0
CAN	2	For	34/91	37	34/87	39	0/4	0	8/16	50	10	46	56	22	17	7	1	21	76	38.0
		Agn	29/90	32	29/84	35	0/6	0	4/14	29	19	50	69	15	26	8		23	62	31.0
CHN	2	For	46/120	38	45/113	40	1/7	14	6/21	29	27	57	84	28	36	20	3	34	99	49.5
		Agn	34/107	32	32/94	34	2/13	15	16/39	41	24	52	76	20	39	19	1	25	86	43.0
GBR	1	For	14/54	26	14/51	27	0/3	0	2/12	17	8	28	36	8	17	2		10	30	30.0
		Agn	27/65	42	27/64	42	0/1	0	5/7	71	11	38	49	13	10	9	4	13	59	59.0
GER	2	For	45/108	42	45/100	45	0/8	0	10/22	45	15	74	89	31	33	10	1	31	100	50.0
		Agn	31/115	27	31/112	28	0/3	0	12/26	46	17	54	71	14	26	11		29	74	37.0
JPN	3	For	57/141	40	56/133	42	1/8	13	16/37	43	20	69	89	38	31	27		30	131	43.7
		Agn	44/141	31	43/129	33	1/12	8	8/34	24	36	70	106	28	52	11	3	34	97	32.3
MEX	3	For	51/158	32	48/132	36	3/26	12	12/38	32	38	91	129	22	72	10	3	39	117	39.0
		Agn	74/191	39	73/184	40	1/7	14	15/33	45	34	79	113	42	35	37	3	48	164	54.7
NED	2	For	40/135	30	40/129	31	0/6	0	11/24	46	34	55	89	18	28	17	2	32	91	45.5
		Agn	47/116	41	46/103	45	1/13	8	10/16	63	16	67	83	23	32	6	2	26	105	52.5
USA	2	For	41/113	36	41/110	37	0/3	0	21/36	58	17	55	72	20	29	14	1	26	103	51.5
		Agn	37/100	37	37/94	39	0/6	0	6/17	35	10	61	71	20	39	13	1	34	80	40.0
<b>Totals</b>	<b>11</b>		432/1211	36	427/1137	38	5/74	7	107/254	42	218	621	839	236	340	147	18	291	976	88.7
<b>Avg. per Game</b>											21	56	76	21	32	13	3	26	88.7	

<b>Legend:</b>							
%	Shooting Percentage	<b>Agn</b>	Against	<b>AS</b>	Assists	<b>Avg</b>	Average
<b>BS</b>	Blocked Shots	<b>DR</b>	Defensive Rebounds	<b>GP</b>	Games Played	<b>M/A</b>	Made/Attempt
<b>OR</b>	Offensive Rebounds	<b>PF</b>	Fouls	<b>PPG</b>	Points Per Game	<b>PTS</b>	Points
<b>ST</b>	Steals	<b>TO</b>	Turnovers	<b>TOT</b>	Total Rebounds		



OVERALL TEAM STATISTICS As of 9 SEP 2008  
全队技术统计

Team	GP		Field Goals		2 Points		3 Points		Free Throws		Rebounds			AS	TO	ST	BS	PF	PTS	PPG
			M/A	%	M/A	%	M/A	%	M/A	%	OR	DR	TOT							
AUS	3	For	77/190	41	77/185	42	0/5	0	13/26	50	33	91	124	34	37	36	6	42	167	55.7
		Agn	51/153	33	51/146	35	0/7	0	19/44	43	24	84	108	29	60	9	2	33	121	40.3
BRA	3	For	29/114	25	29/110	26	0/4	0	9/26	35	18	61	79	16	44	6	1	31	67	22.3
		Agn	65/151	43	65/145	45	0/6	0	12/25	48	32	76	108	36	23	27	2	28	142	47.3
CAN	2	For	50/127	39	49/120	41	1/7	14	10/25	40	18	60	78	26	22	11	2	34	111	55.5
		Agn	39/117	33	39/111	35	0/6	0	9/29	31	27	66	93	23	36	12		34	87	43.5
CHN	2	For	46/120	38	45/113	40	1/7	14	6/21	29	27	57	84	28	36	20	3	34	99	49.5
		Agn	34/107	32	32/94	34	2/13	15	16/39	41	24	52	76	20	39	19	1	25	86	43.0
GBR	2	For	21/72	29	21/69	30	0/3	0	2/13	15	13	38	51	12	19	5		12	44	22.0
		Agn	29/78	37	29/77	38	0/1	0	6/11	55	13	44	57	14	14	11	4	18	64	32.0
GER	2	For	45/108	42	45/100	45	0/8	0	10/22	45	15	74	89	31	33	10	1	31	100	50.0
		Agn	31/115	27	31/112	28	0/3	0	12/26	46	17	54	71	14	26	11		29	74	37.0
JPN	3	For	67/168	40	66/160	41	1/8	13	21/52	40	28	85	113	46	41	31		41	156	52.0
		Agn	60/177	34	58/162	36	2/15	13	10/43	23	44	84	128	32	57	15	4	47	132	44.0
MEX	3	For	51/158	32	48/132	36	3/26	12	12/38	32	38	91	129	22	72	10	3	39	117	39.0
		Agn	74/191	39	73/184	40	1/7	14	15/33	45	34	79	113	42	35	37	3	48	164	54.7
NED	2	For	40/135	30	40/129	31	0/6	0	11/24	46	34	55	89	18	28	17	2	32	91	45.5
		Agn	47/116	41	46/103	45	1/13	8	10/16	63	16	67	83	23	32	6	2	26	105	52.5
USA	2	For	41/113	36	41/110	37	0/3	0	21/36	58	17	55	72	20	29	14	1	26	103	51.5
		Agn	37/100	37	37/94	39	0/6	0	6/17	35	10	61	71	20	39	13	1	34	80	40.0
<b>Totals</b>	<b>12</b>		467/1305	36	461/1228	38	6/77	8	115/283	41	241	667	908	253	361	160	19	322	1055	87.9
<b>Avg. per Game</b>											20	57	77	21	30	13	3	28	87.9	

Legend:

%	Shooting Percentage	Agn	Against	AS	Assists	Avg	Average
BS	Blocked Shots	DR	Defensive Rebounds	GP	Games Played	M/A	Made/Attempt
OR	Offensive Rebounds	PF	Fouls	PPG	Points Per Game	PTS	Points
ST	Steals	TO	Turnovers	TOT	Total Rebounds		



OVERALL TEAM STATISTICS As of 9 SEP 2008  
全队技术统计

Team	GP	Field Goals		2 Points		3 Points		Free Throws		Rebounds			AS	TO	ST	BS	PF	PTS	PPG	
		M/A	%	M/A	%	M/A	%	M/A	%	OR	DR	TOT								
AUS	3	For	77/190	41	77/185	42	0/5	0	13/26	50	33	91	124	34	37	36	6	42	167	55.7
		Agn	51/153	33	51/146	35	0/7	0	19/44	43	24	84	108	29	60	9	2	33	121	40.3
BRA	3	For	40/155	26	40/147	27	0/8	0	11/29	38	23	82	105	19	57	7	3	38	91	30.3
		Agn	88/203	43	88/197	45	0/6	0	13/32	41	42	102	144	44	30	31	2	34	189	63.0
CAN	2	For	50/127	39	49/120	41	1/7	14	10/25	40	18	60	78	26	22	11	2	34	111	55.5
		Agn	39/117	33	39/111	35	0/6	0	9/29	31	27	66	93	23	36	12		34	87	43.5
CHN	2	For	46/120	38	45/113	40	1/7	14	6/21	29	27	57	84	28	36	20	3	34	99	49.5
		Agn	34/107	32	32/94	34	2/13	15	16/39	41	24	52	76	20	39	19	1	25	86	43.0
GBR	2	For	44/124	35	44/121	36	0/3	0	3/20	15	23	64	87	20	26	9		18	91	45.5
		Agn	40/119	34	40/114	35	0/5	0	8/14	57	18	65	83	17	27	12	6	25	88	44.0
GER	2	For	45/108	42	45/100	45	0/8	0	10/22	45	15	74	89	31	33	10	1	31	100	50.0
		Agn	31/115	27	31/112	28	0/3	0	12/26	46	17	54	71	14	26	11		29	74	37.0
JPN	3	For	67/168	40	66/160	41	1/8	13	21/52	40	28	85	113	46	41	31		41	156	52.0
		Agn	60/177	34	58/162	36	2/15	13	10/43	23	44	84	128	32	57	15	4	47	132	44.0
MEX	3	For	51/158	32	48/132	36	3/26	12	12/38	32	38	91	129	22	72	10	3	39	117	39.0
		Agn	74/191	39	73/184	40	1/7	14	15/33	45	34	79	113	42	35	37	3	48	164	54.7
NED	2	For	40/135	30	40/129	31	0/6	0	11/24	46	34	55	89	18	28	17	2	32	91	45.5
		Agn	47/116	41	46/103	45	1/13	8	10/16	63	16	67	83	23	32	6	2	26	105	52.5
USA	2	For	41/113	36	41/110	37	0/3	0	21/36	58	17	55	72	20	29	14	1	26	103	51.5
		Agn	37/100	37	37/94	39	0/6	0	6/17	35	10	61	71	20	39	13	1	34	80	40.0
<b>Totals</b>	12		501/1398	36	495/1317	38	6/81	7	118/293	40	256	714	970	264	381	165	21	335	1126	93.8
<b>Avg. per Game</b>											21	61	82	22	33	15	3	29	93.8	

Legend:

%	Shooting Percentage	Agn	Against	AS	Assists	Avg	Average
BS	Blocked Shots	DR	Defensive Rebounds	GP	Games Played	M/A	Made/Attempt
OR	Offensive Rebounds	PF	Fouls	PPG	Points Per Game	PTS	Points
ST	Steals	TO	Turnovers	TOT	Total Rebounds		



OVERALL TEAM STATISTICS As of 10 SEP 2008

全队技术统计

Team	GP	Field Goals		2 Points		3 Points		Free Throws		Rebounds			AS	TO	ST	BS	PF	PTS	PPG	
		M/A	%	M/A	%	M/A	%	M/A	%	OR	DR	TOT								
AUS	3	For	77/190	41	77/185	42	0/5	0	13/26	50	33	91	124	34	37	36	6	42	167	55.7
		Agn	51/153	33	51/146	35	0/7	0	19/44	43	24	84	108	29	60	9	2	33	121	40.3
BRA	3	For	40/155	26	40/147	27	0/8	0	11/29	38	23	82	105	19	57	7	3	38	91	30.3
		Agn	88/203	43	88/197	45	0/6	0	13/32	41	42	102	144	44	30	31	2	34	189	63.0
CAN	2	For	50/127	39	49/120	41	1/7	14	10/25	40	18	60	78	26	22	11	2	34	111	55.5
		Agn	39/117	33	39/111	35	0/6	0	9/29	31	27	66	93	23	36	12		34	87	43.5
CHN	2	For	46/120	38	45/113	40	1/7	14	6/21	29	27	57	84	28	36	20	3	34	99	49.5
		Agn	34/107	32	32/94	34	2/13	15	16/39	41	24	52	76	20	39	19	1	25	86	43.0
GBR	2	For	44/124	35	44/121	36	0/3	0	3/20	15	23	64	87	20	26	9		18	91	45.5
		Agn	40/119	34	40/114	35	0/5	0	8/14	57	18	65	83	17	27	12	6	25	88	44.0
GER	2	For	45/108	42	45/100	45	0/8	0	10/22	45	15	74	89	31	33	10	1	31	100	50.0
		Agn	31/115	27	31/112	28	0/3	0	12/26	46	17	54	71	14	26	11		29	74	37.0
JPN	4	For	93/221	42	90/207	43	3/14	21	32/68	47	32	106	138	62	46	36		51	221	55.3
		Agn	84/237	35	82/220	37	2/17	12	11/48	23	62	108	170	45	72	18	6	65	181	45.3
MEX	3	For	51/158	32	48/132	36	3/26	12	12/38	32	38	91	129	22	72	10	3	39	117	39.0
		Agn	74/191	39	73/184	40	1/7	14	15/33	45	34	79	113	42	35	37	3	48	164	54.7
NED	3	For	64/195	33	64/187	34	0/8	0	12/29	41	52	79	131	31	43	20	4	50	140	46.7
		Agn	73/169	43	70/150	47	3/19	16	21/32	66	20	88	108	39	37	11	2	36	170	56.7
USA	2	For	41/113	36	41/110	37	0/3	0	21/36	58	17	55	72	20	29	14	1	26	103	51.5
		Agn	37/100	37	37/94	39	0/6	0	6/17	35	10	61	71	20	39	13	1	34	80	40.0
<b>Totals</b>	<b>13</b>		551/1511	36	543/1422	38	8/89	9	130/314	41	278	759	1037	293	401	173	23	363	1240	95.4
<b>Avg. per Game</b>											21	58	81	24	32	13	3	29	95.4	

Legend:

%	Shooting Percentage	Agn	Against	AS	Assists	Avg	Average
BS	Blocked Shots	DR	Defensive Rebounds	GP	Games Played	M/A	Made/Attempt
OR	Offensive Rebounds	PF	Fouls	PPG	Points Per Game	PTS	Points
ST	Steals	TO	Turnovers	TOT	Total Rebounds		



OVERALL TEAM STATISTICS As of 10 SEP 2008

全队技术统计

Team	GP	Field Goals		2 Points		3 Points		Free Throws		Rebounds			AS	TO	ST	BS	PF	PTS	PPG	
		M/A	%	M/A	%	M/A	%	M/A	%	OR	DR	TOT								
AUS	3	For	77/190	41	77/185	42	0/5	0	13/26	50	33	91	124	34	37	36	6	42	167	55.7
		Agn	51/153	33	51/146	35	0/7	0	19/44	43	24	84	108	29	60	9	2	33	121	40.3
BRA	3	For	40/155	26	40/147	27	0/8	0	11/29	38	23	82	105	19	57	7	3	38	91	30.3
		Agn	88/203	43	88/197	45	0/6	0	13/32	41	42	102	144	44	30	31	2	34	189	63.0
CAN	2	For	50/127	39	49/120	41	1/7	14	10/25	40	18	60	78	26	22	11	2	34	111	55.5
		Agn	39/117	33	39/111	35	0/6	0	9/29	31	27	66	93	23	36	12		34	87	43.5
CHN	2	For	46/120	38	45/113	40	1/7	14	6/21	29	27	57	84	28	36	20	3	34	99	49.5
		Agn	34/107	32	32/94	34	2/13	15	16/39	41	24	52	76	20	39	19	1	25	86	43.0
GBR	3	For	58/160	36	57/155	37	1/5	20	5/26	19	29	87	116	25	50	12		32	122	40.7
		Agn	66/180	37	66/173	38	0/7	0	12/27	44	32	87	119	28	35	22	6	34	144	48.0
GER	2	For	45/108	42	45/100	45	0/8	0	10/22	45	15	74	89	31	33	10	1	31	100	50.0
		Agn	31/115	27	31/112	28	0/3	0	12/26	46	17	54	71	14	26	11		29	74	37.0
JPN	4	For	93/221	42	90/207	43	3/14	21	32/68	47	32	106	138	62	46	36		51	221	55.3
		Agn	84/237	35	82/220	37	2/17	12	11/48	23	62	108	170	45	72	18	6	65	181	45.3
MEX	3	For	51/158	32	48/132	36	3/26	12	12/38	32	38	91	129	22	72	10	3	39	117	39.0
		Agn	74/191	39	73/184	40	1/7	14	15/33	45	34	79	113	42	35	37	3	48	164	54.7
NED	3	For	64/195	33	64/187	34	0/8	0	12/29	41	52	79	131	31	43	20	4	50	140	46.7
		Agn	73/169	43	70/150	47	3/19	16	21/32	66	20	88	108	39	37	11	2	36	170	56.7
USA	3	For	67/174	39	67/169	40	0/5	0	25/49	51	31	77	108	31	37	24	1	35	159	53.0
		Agn	51/136	38	50/128	39	1/8	13	8/23	35	16	84	100	25	63	16	1	48	111	37.0
<b>Totals</b>	<b>14</b>		591/1608	37	582/1515	38	9/93	10	136/333	41	298	804	1102	309	433	186	23	386	1327	94.8
<b>Avg. per Game</b>											21	57	80	22	32	13	3	29	94.8	

Legend:

%	Shooting Percentage	Agn	Against	AS	Assists	Avg	Average
BS	Blocked Shots	DR	Defensive Rebounds	GP	Games Played	M/A	Made/Attempt
OR	Offensive Rebounds	PF	Fouls	PPG	Points Per Game	PTS	Points
ST	Steals	TO	Turnovers	TOT	Total Rebounds		



OVERALL TEAM STATISTICS As of 10 SEP 2008

全队技术统计

Team	GP		Field Goals		2 Points		3 Points		Free Throws		Rebounds			AS	TO	ST	BS	PF	PTS	PPG
			M/A	%	M/A	%	M/A	%	M/A	%	OR	DR	TOT							
AUS	3	For	77/190	41	77/185	42	0/5	0	13/26	50	33	91	124	34	37	36	6	42	167	55.7
		Agn	51/153	33	51/146	35	0/7	0	19/44	43	24	84	108	29	60	9	2	33	121	40.3
BRA	3	For	40/155	26	40/147	27	0/8	0	11/29	38	23	82	105	19	57	7	3	38	91	30.3
		Agn	88/203	43	88/197	45	0/6	0	13/32	41	42	102	144	44	30	31	2	34	189	63.0
CAN	3	For	78/194	40	76/180	42	2/14	14	15/45	33	35	92	127	43	36	23	4	42	173	57.7
		Agn	60/179	34	60/170	35	0/9	0	11/38	29	40	94	134	36	57	19	1	48	131	43.7
CHN	3	For	67/182	37	66/172	38	1/10	10	8/30	27	40	85	125	41	57	27	4	48	143	47.7
		Agn	62/174	36	59/154	38	3/20	15	21/59	36	41	84	125	37	53	31	3	33	148	49.3
GBR	3	For	58/160	36	57/155	37	1/5	20	5/26	19	29	87	116	25	50	12		32	122	40.7
		Agn	66/180	37	66/173	38	0/7	0	12/27	44	32	87	119	28	35	22	6	34	144	48.0
GER	2	For	45/108	42	45/100	45	0/8	0	10/22	45	15	74	89	31	33	10	1	31	100	50.0
		Agn	31/115	27	31/112	28	0/3	0	12/26	46	17	54	71	14	26	11		29	74	37.0
JPN	4	For	93/221	42	90/207	43	3/14	21	32/68	47	32	106	138	62	46	36		51	221	55.3
		Agn	84/237	35	82/220	37	2/17	12	11/48	23	62	108	170	45	72	18	6	65	181	45.3
MEX	3	For	51/158	32	48/132	36	3/26	12	12/38	32	38	91	129	22	72	10	3	39	117	39.0
		Agn	74/191	39	73/184	40	1/7	14	15/33	45	34	79	113	42	35	37	3	48	164	54.7
NED	3	For	64/195	33	64/187	34	0/8	0	12/29	41	52	79	131	31	43	20	4	50	140	46.7
		Agn	73/169	43	70/150	47	3/19	16	21/32	66	20	88	108	39	37	11	2	36	170	56.7
USA	3	For	67/174	39	67/169	40	0/5	0	25/49	51	31	77	108	31	37	24	1	35	159	53.0
		Agn	51/136	38	50/128	39	1/8	13	8/23	35	16	84	100	25	63	16	1	48	111	37.0
<b>Totals</b>	15		640/1737	37	630/1634	39	10/103	10	143/362	40	328	864	1192	339	468	205	26	408	1433	95.5
<b>Avg. per Game</b>											23	59	79	24	31	15	3	27	95.5	

Legend:

%	Shooting Percentage	Agn	Against	AS	Assists	Avg	Average
BS	Blocked Shots	DR	Defensive Rebounds	GP	Games Played	M/A	Made/Attempt
OR	Offensive Rebounds	PF	Fouls	PPG	Points Per Game	PTS	Points
ST	Steals	TO	Turnovers	TOT	Total Rebounds		




**OVERALL TEAM STATISTICS** As of 10 SEP 2008

全队技术统计

Team	GP		Field Goals		2 Points		3 Points		Free Throws		Rebounds			AS	TO	ST	BS	PF	PTS	PPG
			M/A	%	M/A	%	M/A	%	M/A	%	OR	DR	TOT							
AUS	4	<b>For</b>	102/247	41	102/238	43	0/9	0	19/49	39	41	114	155	39	47	41	9	68	223	55.8
		<b>Agn</b>	78/206	38	78/199	39	0/7	0	29/67	43	35	115	150	41	76	10	2	54	185	46.3
BRA	3	<b>For</b>	40/155	26	40/147	27	0/8	0	11/29	38	23	82	105	19	57	7	3	38	91	30.3
		<b>Agn</b>	88/203	43	88/197	45	0/6	0	13/32	41	42	102	144	44	30	31	2	34	189	63.0
CAN	3	<b>For</b>	78/194	40	76/180	42	2/14	14	15/45	33	35	92	127	43	36	23	4	42	173	57.7
		<b>Agn</b>	60/179	34	60/170	35	0/9	0	11/38	29	40	94	134	36	57	19	1	48	131	43.7
CHN	3	<b>For</b>	67/182	37	66/172	38	1/10	10	8/30	27	40	85	125	41	57	27	4	48	143	47.7
		<b>Agn</b>	62/174	36	59/154	38	3/20	15	21/59	36	41	84	125	37	53	31	3	33	148	49.3
GBR	3	<b>For</b>	58/160	36	57/155	37	1/5	20	5/26	19	29	87	116	25	50	12		32	122	40.7
		<b>Agn</b>	66/180	37	66/173	38	0/7	0	12/27	44	32	87	119	28	35	22	6	34	144	48.0
GER	3	<b>For</b>	72/161	45	72/153	47	0/8	0	20/45	44	26	105	131	43	49	11	1	52	164	54.7
		<b>Agn</b>	56/172	33	56/165	34	0/7	0	18/49	37	25	77	102	19	36	16	3	55	130	43.3
JPN	4	<b>For</b>	93/221	42	90/207	43	3/14	21	32/68	47	32	106	138	62	46	36		51	221	55.3
		<b>Agn</b>	84/237	35	82/220	37	2/17	12	11/48	23	62	108	170	45	72	18	6	65	181	45.3
MEX	3	<b>For</b>	51/158	32	48/132	36	3/26	12	12/38	32	38	91	129	22	72	10	3	39	117	39.0
		<b>Agn</b>	74/191	39	73/184	40	1/7	14	15/33	45	34	79	113	42	35	37	3	48	164	54.7
NED	3	<b>For</b>	64/195	33	64/187	34	0/8	0	12/29	41	52	79	131	31	43	20	4	50	140	46.7
		<b>Agn</b>	73/169	43	70/150	47	3/19	16	21/32	66	20	88	108	39	37	11	2	36	170	56.7
USA	3	<b>For</b>	67/174	39	67/169	40	0/5	0	25/49	51	31	77	108	31	37	24	1	35	159	53.0
		<b>Agn</b>	51/136	38	50/128	39	1/8	13	8/23	35	16	84	100	25	63	16	1	48	111	37.0
<b>Totals</b>	16		692/1847	37	682/1740	39	10/107	9	159/408	39	347	918	1265	356	494	211	29	455	1553	97.1
<b>Avg. per Game</b>											23	57	79	22	32	13	3	28	97.1	

**Legend:**

%	Shooting Percentage	<b>Agn</b>	Against	<b>AS</b>	Assists	<b>Avg</b>	Average
<b>BS</b>	Blocked Shots	<b>DR</b>	Defensive Rebounds	<b>GP</b>	Games Played	<b>M/A</b>	Made/Attempt
<b>OR</b>	Offensive Rebounds	<b>PF</b>	Fouls	<b>PPG</b>	Points Per Game	<b>PTS</b>	Points
<b>ST</b>	Steals	<b>TO</b>	Turnovers	<b>TOT</b>	Total Rebounds		



OVERALL TEAM STATISTICS As of 11 SEP 2008

全队技术统计

Team	GP		Field Goals		2 Points		3 Points		Free Throws		Rebounds			AS	TO	ST	BS	PF	PTS	PPG
			M/A	%	M/A	%	M/A	%	M/A	%	OR	DR	TOT							
AUS	4	For	102/247	41	102/238	43	0/9	0	19/49	39	41	114	155	39	47	41	9	68	223	55.8
		Agn	78/206	38	78/199	39	0/7	0	29/67	43	35	115	150	41	76	10	2	54	185	46.3
BRA	4	For	58/205	28	58/194	30	0/11	0	13/36	36	32	115	147	24	84	10	3	49	129	32.3
		Agn	118/271	44	118/264	45	0/7	0	21/47	45	50	127	177	66	35	48	4	47	257	64.3
CAN	3	For	78/194	40	76/180	42	2/14	14	15/45	33	35	92	127	43	36	23	4	42	173	57.7
		Agn	60/179	34	60/170	35	0/9	0	11/38	29	40	94	134	36	57	19	1	48	131	43.7
CHN	3	For	67/182	37	66/172	38	1/10	10	8/30	27	40	85	125	41	57	27	4	48	143	47.7
		Agn	62/174	36	59/154	38	3/20	15	21/59	36	41	84	125	37	53	31	3	33	148	49.3
GBR	3	For	58/160	36	57/155	37	1/5	20	5/26	19	29	87	116	25	50	12		32	122	40.7
		Agn	66/180	37	66/173	38	0/7	0	12/27	44	32	87	119	28	35	22	6	34	144	48.0
GER	3	For	72/161	45	72/153	47	0/8	0	20/45	44	26	105	131	43	49	11	1	52	164	54.7
		Agn	56/172	33	56/165	34	0/7	0	18/49	37	25	77	102	19	36	16	3	55	130	43.3
JPN	4	For	93/221	42	90/207	43	3/14	21	32/68	47	32	106	138	62	46	36		51	221	55.3
		Agn	84/237	35	82/220	37	2/17	12	11/48	23	62	108	170	45	72	18	6	65	181	45.3
MEX	3	For	51/158	32	48/132	36	3/26	12	12/38	32	38	91	129	22	72	10	3	39	117	39.0
		Agn	74/191	39	73/184	40	1/7	14	15/33	45	34	79	113	42	35	37	3	48	164	54.7
NED	3	For	64/195	33	64/187	34	0/8	0	12/29	41	52	79	131	31	43	20	4	50	140	46.7
		Agn	73/169	43	70/150	47	3/19	16	21/32	66	20	88	108	39	37	11	2	36	170	56.7
USA	4	For	97/242	40	97/236	41	0/6	0	33/64	52	39	102	141	53	42	41	3	48	227	56.8
		Agn	69/186	37	68/175	39	1/11	9	10/30	33	25	117	142	30	90	19	1	59	149	37.3
<b>Totals</b>	<b>17</b>		740/1965	38	730/1854	39	10/111	9	169/430	39	364	976	1340	383	526	231	31	479	1659	97.6
<b>Avg. per Game</b>											21	57	80	24	32	15	3	28	97.6	

Legend:

%	Shooting Percentage	Agn	Against	AS	Assists	Avg	Average
BS	Blocked Shots	DR	Defensive Rebounds	GP	Games Played	M/A	Made/Attempt
OR	Offensive Rebounds	PF	Fouls	PPG	Points Per Game	PTS	Points
ST	Steals	TO	Turnovers	TOT	Total Rebounds		



OVERALL TEAM STATISTICS As of 11 SEP 2008

全队技术统计

Team	GP		Field Goals		2 Points		3 Points		Free Throws		Rebounds			AS	TO	ST	BS	PF	PTS	PPG
			M/A	%	M/A	%	M/A	%	M/A	%	OR	DR	TOT							
AUS	4	For	102/247	41	102/238	43	0/9	0	19/49	39	41	114	155	39	47	41	9	68	223	55.8
		Agn	78/206	38	78/199	39	0/7	0	29/67	43	35	115	150	41	76	10	2	54	185	46.3
BRA	4	For	58/205	28	58/194	30	0/11	0	13/36	36	32	115	147	24	84	10	3	49	129	32.3
		Agn	118/271	44	118/264	45	0/7	0	21/47	45	50	127	177	66	35	48	4	47	257	64.3
CAN	3	For	78/194	40	76/180	42	2/14	14	15/45	33	35	92	127	43	36	23	4	42	173	57.7
		Agn	60/179	34	60/170	35	0/9	0	11/38	29	40	94	134	36	57	19	1	48	131	43.7
CHN	3	For	67/182	37	66/172	38	1/10	10	8/30	27	40	85	125	41	57	27	4	48	143	47.7
		Agn	62/174	36	59/154	38	3/20	15	21/59	36	41	84	125	37	53	31	3	33	148	49.3
GBR	4	For	78/212	37	77/207	37	1/5	20	9/44	20	37	110	147	33	64	21		41	166	41.5
		Agn	89/234	38	89/226	39	0/8	0	16/33	48	36	116	152	41	51	29	6	53	194	48.5
GER	4	For	95/215	44	95/206	46	0/9	0	24/51	47	30	134	164	56	65	18	1	71	214	53.5
		Agn	76/224	34	76/217	35	0/7	0	22/67	33	33	100	133	27	50	25	3	64	174	43.5
JPN	4	For	93/221	42	90/207	43	3/14	21	32/68	47	32	106	138	62	46	36		51	221	55.3
		Agn	84/237	35	82/220	37	2/17	12	11/48	23	62	108	170	45	72	18	6	65	181	45.3
MEX	3	For	51/158	32	48/132	36	3/26	12	12/38	32	38	91	129	22	72	10	3	39	117	39.0
		Agn	74/191	39	73/184	40	1/7	14	15/33	45	34	79	113	42	35	37	3	48	164	54.7
NED	3	For	64/195	33	64/187	34	0/8	0	12/29	41	52	79	131	31	43	20	4	50	140	46.7
		Agn	73/169	43	70/150	47	3/19	16	21/32	66	20	88	108	39	37	11	2	36	170	56.7
USA	4	For	97/242	40	97/236	41	0/6	0	33/64	52	39	102	141	53	42	41	3	48	227	56.8
		Agn	69/186	37	68/175	39	1/11	9	10/30	33	25	117	142	30	90	19	1	59	149	37.3
<b>Totals</b>	<b>18</b>		783/2071	38	773/1959	39	10/112	9	177/454	39	376	1028	1404	404	556	247	31	507	1753	97.4
<b>Avg. per Game</b>											22	57	78	22	32	15	3	28	97.4	

Legend:

%	Shooting Percentage	Agn	Against	AS	Assists	Avg	Average
BS	Blocked Shots	DR	Defensive Rebounds	GP	Games Played	M/A	Made/Attempt
OR	Offensive Rebounds	PF	Fouls	PPG	Points Per Game	PTS	Points
ST	Steals	TO	Turnovers	TOT	Total Rebounds		



OVERALL TEAM STATISTICS As of 11 SEP 2008

全队技术统计

Team	GP		Field Goals		2 Points		3 Points		Free Throws		Rebounds			AS	TO	ST	BS	PF	PTS	PPG
			M/A	%	M/A	%	M/A	%	M/A	%	OR	DR	TOT							
AUS	4	For	102/247	41	102/238	43	0/9	0	19/49	39	41	114	155	39	47	41	9	68	223	55.8
		Agn	78/206	38	78/199	39	0/7	0	29/67	43	35	115	150	41	76	10	2	54	185	46.3
BRA	4	For	58/205	28	58/194	30	0/11	0	13/36	36	32	115	147	24	84	10	3	49	129	32.3
		Agn	118/271	44	118/264	45	0/7	0	21/47	45	50	127	177	66	35	48	4	47	257	64.3
CAN	4	For	109/261	42	107/242	44	2/19	11	24/60	40	51	115	166	56	48	36	4	48	244	61.0
		Agn	76/220	35	74/205	36	2/15	13	15/45	33	42	118	160	42	83	26	1	64	169	42.3
CHN	3	For	67/182	37	66/172	38	1/10	10	8/30	27	40	85	125	41	57	27	4	48	143	47.7
		Agn	62/174	36	59/154	38	3/20	15	21/59	36	41	84	125	37	53	31	3	33	148	49.3
GBR	4	For	78/212	37	77/207	37	1/5	20	9/44	20	37	110	147	33	64	21		41	166	41.5
		Agn	89/234	38	89/226	39	0/8	0	16/33	48	36	116	152	41	51	29	6	53	194	48.5
GER	4	For	95/215	44	95/206	46	0/9	0	24/51	47	30	134	164	56	65	18	1	71	214	53.5
		Agn	76/224	34	76/217	35	0/7	0	22/67	33	33	100	133	27	50	25	3	64	174	43.5
JPN	4	For	93/221	42	90/207	43	3/14	21	32/68	47	32	106	138	62	46	36		51	221	55.3
		Agn	84/237	35	82/220	37	2/17	12	11/48	23	62	108	170	45	72	18	6	65	181	45.3
MEX	4	For	67/199	34	62/167	37	5/32	16	16/45	36	40	115	155	28	98	17	3	55	155	38.8
		Agn	105/258	41	104/246	42	1/12	8	24/48	50	50	102	152	55	47	50	3	54	235	58.8
NED	3	For	64/195	33	64/187	34	0/8	0	12/29	41	52	79	131	31	43	20	4	50	140	46.7
		Agn	73/169	43	70/150	47	3/19	16	21/32	66	20	88	108	39	37	11	2	36	170	56.7
USA	4	For	97/242	40	97/236	41	0/6	0	33/64	52	39	102	141	53	42	41	3	48	227	56.8
		Agn	69/186	37	68/175	39	1/11	9	10/30	33	25	117	142	30	90	19	1	59	149	37.3
<b>Totals</b>	19		830/2179	38	818/2056	40	12/123	10	190/476	40	394	1075	1469	423	594	267	31	529	1862	98.0
<b>Avg. per Game</b>											22	58	77	22	31	14	3	29	98.0	

Legend:

%	Shooting Percentage	Agn	Against	AS	Assists	Avg	Average
BS	Blocked Shots	DR	Defensive Rebounds	GP	Games Played	M/A	Made/Attempt
OR	Offensive Rebounds	PF	Fouls	PPG	Points Per Game	PTS	Points
ST	Steals	TO	Turnovers	TOT	Total Rebounds		



OVERALL TEAM STATISTICS As of 7 SEP 2008  
全队技术统计

Team	GP		Field Goals		2 Points		3 Points		Free Throws		Rebounds			AS	TO	ST	BS	PF	PTS	PPG
			M/A	%	M/A	%	M/A	%	M/A	%	OR	DR	TOT							
AUS	1	For	27/65	42	27/64	42	0/1	0	5/7	71	11	38	49	13	10	9	4	13	59	59.0
		Agn	14/54	26	14/51	27	0/3	0	2/12	17	8	28	36	8	17	2		10	30	30.0
BRA	0	For																	0	0.0
		Agn																		0
CAN	0	For																	0	0.0
		Agn																		0
CHN	0	For																	0	0.0
		Agn																		0
GBR	1	For	14/54	26	14/51	27	0/3	0	2/12	17	8	28	36	8	17	2		10	30	30.0
		Agn	27/65	42	27/64	42	0/1	0	5/7	71	11	38	49	13	10	9	4	13	59	59.0
GER	0	For																	0	0.0
		Agn																		0
JPN	0	For																	0	0.0
		Agn																		0
MEX	1	For	20/54	37	19/44	43	1/10	10	5/8	63	11	36	47	6	22	1	1	14	46	46.0
		Agn	25/76	33	25/74	34	0/2	0	9/17	53	19	24	43	9	6	13	2	15	59	59.0
NED	1	For	25/76	33	25/74	34	0/2	0	9/17	53	19	24	43	9	6	13	2	15	59	59.0
		Agn	20/54	37	19/44	43	1/10	10	5/8	63	11	36	47	6	22	1	1	14	46	46.0
USA	0	For																	0	0.0
		Agn																		0
Totals	2		86/249	35	85/233	36	1/16	6	21/44	48	49	126	175	36	55	25	7	52	194	97.0
Avg. per Game											26	63	89	18	29	14	5	26	97.0	

<b>Legend:</b>							
%	Shooting Percentage	Agn	Against	AS	Assists	Avg	Average
BS	Blocked Shots	DR	Defensive Rebounds	GP	Games Played	M/A	Made/Attempt
OR	Offensive Rebounds	PF	Fouls	PPG	Points Per Game	PTS	Points
ST	Steals	TO	Turnovers	TOT	Total Rebounds		



OVERALL TEAM STATISTICS As of 11 SEP 2008

全队技术统计

Team	GP		Field Goals		2 Points		3 Points		Free Throws		Rebounds			AS	TO	ST	BS	PF	PTS	PPG
			M/A	%	M/A	%	M/A	%	M/A	%	OR	DR	TOT							
AUS	4	For	102/247	41	102/238	43	0/9	0	19/49	39	41	114	155	39	47	41	9	68	223	55.8
		Agn	78/206	38	78/199	39	0/7	0	29/67	43	35	115	150	41	76	10	2	54	185	46.3
BRA	4	For	58/205	28	58/194	30	0/11	0	13/36	36	32	115	147	24	84	10	3	49	129	32.3
		Agn	118/271	44	118/264	45	0/7	0	21/47	45	50	127	177	66	35	48	4	47	257	64.3
CAN	4	For	109/261	42	107/242	44	2/19	11	24/60	40	51	115	166	56	48	36	4	48	244	61.0
		Agn	76/220	35	74/205	36	2/15	13	15/45	33	42	118	160	42	83	26	1	64	169	42.3
CHN	4	For	83/225	37	82/214	38	1/11	9	11/43	26	48	109	157	50	82	33	4	63	178	44.5
		Agn	84/233	36	80/212	38	4/21	19	27/75	36	56	107	163	45	69	42	5	50	199	49.8
GBR	4	For	78/212	37	77/207	37	1/5	20	9/44	20	37	110	147	33	64	21		41	166	41.5
		Agn	89/234	38	89/226	39	0/8	0	16/33	48	36	116	152	41	51	29	6	53	194	48.5
GER	4	For	95/215	44	95/206	46	0/9	0	24/51	47	30	134	164	56	65	18	1	71	214	53.5
		Agn	76/224	34	76/217	35	0/7	0	22/67	33	33	100	133	27	50	25	3	64	174	43.5
JPN	4	For	93/221	42	90/207	43	3/14	21	32/68	47	32	106	138	62	46	36		51	221	55.3
		Agn	84/237	35	82/220	37	2/17	12	11/48	23	62	108	170	45	72	18	6	65	181	45.3
MEX	4	For	67/199	34	62/167	37	5/32	16	16/45	36	40	115	155	28	98	17	3	55	155	38.8
		Agn	105/258	41	104/246	42	1/12	8	24/48	50	50	102	152	55	47	50	3	54	235	58.8
NED	4	For	86/254	34	85/245	35	1/9	11	18/45	40	67	102	169	39	59	31	6	67	191	47.8
		Agn	89/212	42	86/192	45	3/20	15	24/45	53	28	112	140	48	62	17	2	51	205	51.3
USA	4	For	97/242	40	97/236	41	0/6	0	33/64	52	39	102	141	53	42	41	3	48	227	56.8
		Agn	69/186	37	68/175	39	1/11	9	10/30	33	25	117	142	30	90	19	1	59	149	37.3
<b>Totals</b>	20		868/2281	38	855/2156	40	13/125	10	199/505	39	417	1122	1539	440	635	284	33	561	1948	97.4
<b>Avg. per Game</b>											22	56	78	22	33	14	3	28	97.4	

Legend:

%	Shooting Percentage	Agn	Against	AS	Assists	Avg	Average
BS	Blocked Shots	DR	Defensive Rebounds	GP	Games Played	M/A	Made/Attempt
OR	Offensive Rebounds	PF	Fouls	PPG	Points Per Game	PTS	Points
ST	Steals	TO	Turnovers	TOT	Total Rebounds		



OVERALL TEAM STATISTICS As of 12 SEP 2008

全队技术统计

Team	GP		Field Goals		2 Points		3 Points		Free Throws		Rebounds			AS	TO	ST	BS	PF	PTS	PPG
			M/A	%	M/A	%	M/A	%	M/A	%	OR	DR	TOT							
AUS	4	For	102/247	41	102/238	43	0/9	0	19/49	39	41	114	155	39	47	41	9	68	223	55.8
		Agn	78/206	38	78/199	39	0/7	0	29/67	43	35	115	150	41	76	10	2	54	185	46.3
BRA	4	For	58/205	28	58/194	30	0/11	0	13/36	36	32	115	147	24	84	10	3	49	129	32.3
		Agn	118/271	44	118/264	45	0/7	0	21/47	45	50	127	177	66	35	48	4	47	257	64.3
CAN	4	For	109/261	42	107/242	44	2/19	11	24/60	40	51	115	166	56	48	36	4	48	244	61.0
		Agn	76/220	35	74/205	36	2/15	13	15/45	33	42	118	160	42	83	26	1	64	169	42.3
CHN	5	For	98/274	36	97/262	37	1/12	8	12/49	24	57	134	191	60	106	37	4	79	209	41.8
		Agn	117/301	39	112/278	40	5/23	22	35/88	40	69	134	203	68	77	60	7	62	274	54.8
GBR	4	For	78/212	37	77/207	37	1/5	20	9/44	20	37	110	147	33	64	21		41	166	41.5
		Agn	89/234	38	89/226	39	0/8	0	16/33	48	36	116	152	41	51	29	6	53	194	48.5
GER	4	For	95/215	44	95/206	46	0/9	0	24/51	47	30	134	164	56	65	18	1	71	214	53.5
		Agn	76/224	34	76/217	35	0/7	0	22/67	33	33	100	133	27	50	25	3	64	174	43.5
JPN	4	For	93/221	42	90/207	43	3/14	21	32/68	47	32	106	138	62	46	36		51	221	55.3
		Agn	84/237	35	82/220	37	2/17	12	11/48	23	62	108	170	45	72	18	6	65	181	45.3
MEX	4	For	67/199	34	62/167	37	5/32	16	16/45	36	40	115	155	28	98	17	3	55	155	38.8
		Agn	105/258	41	104/246	42	1/12	8	24/48	50	50	102	152	55	47	50	3	54	235	58.8
NED	4	For	86/254	34	85/245	35	1/9	11	18/45	40	67	102	169	39	59	31	6	67	191	47.8
		Agn	89/212	42	86/192	45	3/20	15	24/45	53	28	112	140	48	62	17	2	51	205	51.3
USA	5	For	130/310	42	129/302	43	1/8	13	41/77	53	52	129	181	76	50	59	5	60	302	60.4
		Agn	84/235	36	83/223	37	1/12	8	11/36	31	34	142	176	40	114	23	1	75	180	36.0
<b>Totals</b>	<b>21</b>		916/2398	38	902/2270	40	14/128	11	208/524	40	439	1174	1613	473	667	306	35	589	2054	97.8
<b>Avg. per Game</b>											22	57	78	24	33	16	3	28	97.8	

Legend:

%	Shooting Percentage	Agn	Against	AS	Assists	Avg	Average
BS	Blocked Shots	DR	Defensive Rebounds	GP	Games Played	M/A	Made/Attempt
OR	Offensive Rebounds	PF	Fouls	PPG	Points Per Game	PTS	Points
ST	Steals	TO	Turnovers	TOT	Total Rebounds		



OVERALL TEAM STATISTICS As of 12 SEP 2008

全队技术统计

Team	GP		Field Goals		2 Points		3 Points		Free Throws		Rebounds			AS	TO	ST	BS	PF	PTS	PPG
			M/A	%	M/A	%	M/A	%	M/A	%	OR	DR	TOT							
AUS	4	For	102/247	41	102/238	43	0/9	0	19/49	39	41	114	155	39	47	41	9	68	223	55.8
		Agn	78/206	38	78/199	39	0/7	0	29/67	43	35	115	150	41	76	10	2	54	185	46.3
BRA	4	For	58/205	28	58/194	30	0/11	0	13/36	36	32	115	147	24	84	10	3	49	129	32.3
		Agn	118/271	44	118/264	45	0/7	0	21/47	45	50	127	177	66	35	48	4	47	257	64.3
CAN	4	For	109/261	42	107/242	44	2/19	11	24/60	40	51	115	166	56	48	36	4	48	244	61.0
		Agn	76/220	35	74/205	36	2/15	13	15/45	33	42	118	160	42	83	26	1	64	169	42.3
CHN	5	For	98/274	36	97/262	37	1/12	8	12/49	24	57	134	191	60	106	37	4	79	209	41.8
		Agn	117/301	39	112/278	40	5/23	22	35/88	40	69	134	203	68	77	60	7	62	274	54.8
GBR	5	For	95/269	35	94/262	36	1/7	14	13/52	25	45	139	184	42	74	23		59	204	40.8
		Agn	106/285	37	105/273	38	1/12	8	26/52	50	45	148	193	52	64	32	6	68	239	47.8
GER	4	For	95/215	44	95/206	46	0/9	0	24/51	47	30	134	164	56	65	18	1	71	214	53.5
		Agn	76/224	34	76/217	35	0/7	0	22/67	33	33	100	133	27	50	25	3	64	174	43.5
JPN	5	For	110/272	40	106/254	42	4/18	22	42/87	48	41	138	179	73	59	39		66	266	53.2
		Agn	101/294	34	99/275	36	2/19	11	15/56	27	70	137	207	54	82	20	6	83	219	43.8
MEX	4	For	67/199	34	62/167	37	5/32	16	16/45	36	40	115	155	28	98	17	3	55	155	38.8
		Agn	105/258	41	104/246	42	1/12	8	24/48	50	50	102	152	55	47	50	3	54	235	58.8
NED	4	For	86/254	34	85/245	35	1/9	11	18/45	40	67	102	169	39	59	31	6	67	191	47.8
		Agn	89/212	42	86/192	45	3/20	15	24/45	53	28	112	140	48	62	17	2	51	205	51.3
USA	5	For	130/310	42	129/302	43	1/8	13	41/77	53	52	129	181	76	50	59	5	60	302	60.4
		Agn	84/235	36	83/223	37	1/12	8	11/36	31	34	142	176	40	114	23	1	75	180	36.0
<b>Totals</b>	<b>22</b>		950/2506	38	935/2372	39	15/134	11	222/551	40	456	1235	1691	493	690	311	35	622	2137	97.1
<b>Avg. per Game</b>											22	56	78	22	31	14	3	28	97.1	

Legend:

%	Shooting Percentage	Agn	Against	AS	Assists	Avg	Average
BS	Blocked Shots	DR	Defensive Rebounds	GP	Games Played	M/A	Made/Attempt
OR	Offensive Rebounds	PF	Fouls	PPG	Points Per Game	PTS	Points
ST	Steals	TO	Turnovers	TOT	Total Rebounds		





OVERALL TEAM STATISTICS As of 12 SEP 2008

全队技术统计

Team	GP		Field Goals		2 Points		3 Points		Free Throws		Rebounds			AS	TO	ST	BS	PF	PTS	PPG
			M/A	%	M/A	%	M/A	%	M/A	%	OR	DR	TOT							
AUS	4	For	102/247	41	102/238	43	0/9	0	19/49	39	41	114	155	39	47	41	9	68	223	55.8
		Agn	78/206	38	78/199	39	0/7	0	29/67	43	35	115	150	41	76	10	2	54	185	46.3
BRA	4	For	58/205	28	58/194	30	0/11	0	13/36	36	32	115	147	24	84	10	3	49	129	32.3
		Agn	118/271	44	118/264	45	0/7	0	21/47	45	50	127	177	66	35	48	4	47	257	64.3
CAN	4	For	109/261	42	107/242	44	2/19	11	24/60	40	51	115	166	56	48	36	4	48	244	61.0
		Agn	76/220	35	74/205	36	2/15	13	15/45	33	42	118	160	42	83	26	1	64	169	42.3
CHN	5	For	98/274	36	97/262	37	1/12	8	12/49	24	57	134	191	60	106	37	4	79	209	41.8
		Agn	117/301	39	112/278	40	5/23	22	35/88	40	69	134	203	68	77	60	7	62	274	54.8
GBR	5	For	95/269	35	94/262	36	1/7	14	13/52	25	45	139	184	42	74	23		59	204	40.8
		Agn	106/285	37	105/273	38	1/12	8	26/52	50	45	148	193	52	64	32	6	68	239	47.8
GER	5	For	114/265	43	114/256	45	0/9	0	29/59	49	37	171	208	66	79	21	1	77	257	51.4
		Agn	88/281	31	86/264	33	2/17	12	24/69	35	39	126	165	31	59	33	3	78	202	40.4
JPN	5	For	110/272	40	106/254	42	4/18	22	42/87	48	41	138	179	73	59	39		66	266	53.2
		Agn	101/294	34	99/275	36	2/19	11	15/56	27	70	137	207	54	82	20	6	83	219	43.8
MEX	4	For	67/199	34	62/167	37	5/32	16	16/45	36	40	115	155	28	98	17	3	55	155	38.8
		Agn	105/258	41	104/246	42	1/12	8	24/48	50	50	102	152	55	47	50	3	54	235	58.8
NED	5	For	98/311	32	95/292	33	3/19	16	20/47	43	73	128	201	43	68	39	6	81	219	43.8
		Agn	108/262	41	105/242	43	3/20	15	29/53	55	35	149	184	58	76	20	2	57	248	49.6
USA	5	For	130/310	42	129/302	43	1/8	13	41/77	53	52	129	181	76	50	59	5	60	302	60.4
		Agn	84/235	36	83/223	37	1/12	8	11/36	31	34	142	176	40	114	23	1	75	180	36.0
<b>Totals</b>	<b>23</b>		<b>981/2613</b>	<b>38</b>	<b>964/2469</b>	<b>39</b>	<b>17/144</b>	<b>12</b>	<b>229/561</b>	<b>41</b>	<b>469</b>	<b>1298</b>	<b>1767</b>	<b>507</b>	<b>713</b>	<b>322</b>	<b>35</b>	<b>642</b>	<b>2208</b>	<b>96.0</b>
<b>Avg. per Game</b>											<b>20</b>	<b>56</b>	<b>78</b>	<b>22</b>	<b>31</b>	<b>14</b>	<b>3</b>	<b>29</b>	<b>96.0</b>	

Legend:

%	Shooting Percentage	Agn	Against	AS	Assists	Avg	Average
BS	Blocked Shots	DR	Defensive Rebounds	GP	Games Played	M/A	Made/Attempt
OR	Offensive Rebounds	PF	Fouls	PPG	Points Per Game	PTS	Points
ST	Steals	TO	Turnovers	TOT	Total Rebounds		



OVERALL TEAM STATISTICS As of 12 SEP 2008

全队技术统计

Team	GP		Field Goals		2 Points		3 Points		Free Throws		Rebounds			AS	TO	ST	BS	PF	PTS	PPG
			M/A	%	M/A	%	M/A	%	M/A	%	OR	DR	TOT							
AUS	5	For	123/297	41	123/286	43	0/11	0	30/80	38	47	141	188	51	63	52	10	88	276	55.2
		Agn	98/259	38	98/248	40	0/11	0	38/84	45	44	147	191	52	96	20	3	81	234	46.8
BRA	4	For	58/205	28	58/194	30	0/11	0	13/36	36	32	115	147	24	84	10	3	49	129	32.3
		Agn	118/271	44	118/264	45	0/7	0	21/47	45	50	127	177	66	35	48	4	47	257	64.3
CAN	5	For	129/314	41	127/291	44	2/23	9	33/77	43	60	147	207	67	68	46	5	75	293	58.6
		Agn	97/270	36	95/253	38	2/17	12	26/76	34	48	145	193	54	99	37	2	84	222	44.4
CHN	5	For	98/274	36	97/262	37	1/12	8	12/49	24	57	134	191	60	106	37	4	79	209	41.8
		Agn	117/301	39	112/278	40	5/23	22	35/88	40	69	134	203	68	77	60	7	62	274	54.8
GBR	5	For	95/269	35	94/262	36	1/7	14	13/52	25	45	139	184	42	74	23		59	204	40.8
		Agn	106/285	37	105/273	38	1/12	8	26/52	50	45	148	193	52	64	32	6	68	239	47.8
GER	5	For	114/265	43	114/256	45	0/9	0	29/59	49	37	171	208	66	79	21	1	77	257	51.4
		Agn	88/281	31	86/264	33	2/17	12	24/69	35	39	126	165	31	59	33	3	78	202	40.4
JPN	5	For	110/272	40	106/254	42	4/18	22	42/87	48	41	138	179	73	59	39		66	266	53.2
		Agn	101/294	34	99/275	36	2/19	11	15/56	27	70	137	207	54	82	20	6	83	219	43.8
MEX	4	For	67/199	34	62/167	37	5/32	16	16/45	36	40	115	155	28	98	17	3	55	155	38.8
		Agn	105/258	41	104/246	42	1/12	8	24/48	50	50	102	152	55	47	50	3	54	235	58.8
NED	5	For	98/311	32	95/292	33	3/19	16	20/47	43	73	128	201	43	68	39	6	81	219	43.8
		Agn	108/262	41	105/242	43	3/20	15	29/53	55	35	149	184	58	76	20	2	57	248	49.6
USA	5	For	130/310	42	129/302	43	1/8	13	41/77	53	52	129	181	76	50	59	5	60	302	60.4
		Agn	84/235	36	83/223	37	1/12	8	11/36	31	34	142	176	40	114	23	1	75	180	36.0
<b>Totals</b>	24		1022/2716	38	1005/2566	39	17/150	11	249/609	41	484	1357	1841	530	749	343	37	689	2310	96.3
<b>Avg. per Game</b>											20	58	78	22	31	14	3	30	96.3	

Legend:

%	Shooting Percentage	Agn	Against	AS	Assists	Avg	Average
BS	Blocked Shots	DR	Defensive Rebounds	GP	Games Played	M/A	Made/Attempt
OR	Offensive Rebounds	PF	Fouls	PPG	Points Per Game	PTS	Points
ST	Steals	TO	Turnovers	TOT	Total Rebounds		



OVERALL TEAM STATISTICS As of 13 SEP 2008

全队技术统计

Team	GP		Field Goals		2 Points		3 Points		Free Throws		Rebounds			AS	TO	ST	BS	PF	PTS	PPG
			M/A	%	M/A	%	M/A	%	M/A	%	OR	DR	TOT							
AUS	6	For	144/345	42	144/331	44	0/14	0	35/95	37	53	176	229	59	90	60	10	102	323	53.8
		Agn	122/329	37	121/314	39	1/15	7	49/106	46	60	176	236	61	107	33	5	93	294	49.0
BRA	4	For	58/205	28	58/194	30	0/11	0	13/36	36	32	115	147	24	84	10	3	49	129	32.3
		Agn	118/271	44	118/264	45	0/7	0	21/47	45	50	127	177	66	35	48	4	47	257	64.3
CAN	5	For	129/314	41	127/291	44	2/23	9	33/77	43	60	147	207	67	68	46	5	75	293	58.6
		Agn	97/270	36	95/253	38	2/17	12	26/76	34	48	145	193	54	99	37	2	84	222	44.4
CHN	5	For	98/274	36	97/262	37	1/12	8	12/49	24	57	134	191	60	106	37	4	79	209	41.8
		Agn	117/301	39	112/278	40	5/23	22	35/88	40	69	134	203	68	77	60	7	62	274	54.8
GBR	5	For	95/269	35	94/262	36	1/7	14	13/52	25	45	139	184	42	74	23		59	204	40.8
		Agn	106/285	37	105/273	38	1/12	8	26/52	50	45	148	193	52	64	32	6	68	239	47.8
GER	5	For	114/265	43	114/256	45	0/9	0	29/59	49	37	171	208	66	79	21	1	77	257	51.4
		Agn	88/281	31	86/264	33	2/17	12	24/69	35	39	126	165	31	59	33	3	78	202	40.4
JPN	5	For	110/272	40	106/254	42	4/18	22	42/87	48	41	138	179	73	59	39		66	266	53.2
		Agn	101/294	34	99/275	36	2/19	11	15/56	27	70	137	207	54	82	20	6	83	219	43.8
MEX	4	For	67/199	34	62/167	37	5/32	16	16/45	36	40	115	155	28	98	17	3	55	155	38.8
		Agn	105/258	41	104/246	42	1/12	8	24/48	50	50	102	152	55	47	50	3	54	235	58.8
NED	5	For	98/311	32	95/292	33	3/19	16	20/47	43	73	128	201	43	68	39	6	81	219	43.8
		Agn	108/262	41	105/242	43	3/20	15	29/53	55	35	149	184	58	76	20	2	57	248	49.6
USA	6	For	154/380	41	152/368	41	2/12	17	52/99	53	68	158	226	85	61	72	7	72	362	60.3
		Agn	105/283	37	104/268	39	1/15	7	16/51	31	40	177	217	48	141	31	1	89	227	37.8
<b>Totals</b>	25		1067/2834	38	1049/2677	39	18/157	11	265/646	41	506	1421	1927	547	787	364	39	715	2417	96.7
<b>Avg. per Game</b>											20	58	77	23	31	16	3	30	96.7	

Legend:

%	Shooting Percentage	Agn	Against	AS	Assists	Avg	Average
BS	Blocked Shots	DR	Defensive Rebounds	GP	Games Played	M/A	Made/Attempt
OR	Offensive Rebounds	PF	Fouls	PPG	Points Per Game	PTS	Points
ST	Steals	TO	Turnovers	TOT	Total Rebounds		



OVERALL TEAM STATISTICS As of 13 SEP 2008

全队技术统计

Team	GP		Field Goals		2 Points		3 Points		Free Throws		Rebounds			AS	TO	ST	BS	PF	PTS	PPG
			M/A	%	M/A	%	M/A	%	M/A	%	OR	DR	TOT							
AUS	6	For	144/345	42	144/331	44	0/14	0	35/95	37	53	176	229	59	90	60	10	102	323	53.8
		Agn	122/329	37	121/314	39	1/15	7	49/106	46	60	176	236	61	107	33	5	93	294	49.0
BRA	4	For	58/205	28	58/194	30	0/11	0	13/36	36	32	115	147	24	84	10	3	49	129	32.3
		Agn	118/271	44	118/264	45	0/7	0	21/47	45	50	127	177	66	35	48	4	47	257	64.3
CAN	5	For	129/314	41	127/291	44	2/23	9	33/77	43	60	147	207	67	68	46	5	75	293	58.6
		Agn	97/270	36	95/253	38	2/17	12	26/76	34	48	145	193	54	99	37	2	84	222	44.4
CHN	5	For	98/274	36	97/262	37	1/12	8	12/49	24	57	134	191	60	106	37	4	79	209	41.8
		Agn	117/301	39	112/278	40	5/23	22	35/88	40	69	134	203	68	77	60	7	62	274	54.8
GBR	5	For	95/269	35	94/262	36	1/7	14	13/52	25	45	139	184	42	74	23		59	204	40.8
		Agn	106/285	37	105/273	38	1/12	8	26/52	50	45	148	193	52	64	32	6	68	239	47.8
GER	6	For	140/317	44	140/307	46	0/10	0	37/76	49	45	201	246	78	92	29	2	92	317	52.8
		Agn	102/331	31	99/305	32	3/26	12	35/85	41	46	148	194	39	72	41	3	96	242	40.3
JPN	6	For	124/322	39	119/295	40	5/27	19	53/103	51	48	160	208	81	72	47		84	306	51.0
		Agn	127/346	37	125/326	38	2/20	10	23/73	32	78	167	245	66	95	28	7	98	279	46.5
MEX	4	For	67/199	34	62/167	37	5/32	16	16/45	36	40	115	155	28	98	17	3	55	155	38.8
		Agn	105/258	41	104/246	42	1/12	8	24/48	50	50	102	152	55	47	50	3	54	235	58.8
NED	5	For	98/311	32	95/292	33	3/19	16	20/47	43	73	128	201	43	68	39	6	81	219	43.8
		Agn	108/262	41	105/242	43	3/20	15	29/53	55	35	149	184	58	76	20	2	57	248	49.6
USA	6	For	154/380	41	152/368	41	2/12	17	52/99	53	68	158	226	85	61	72	7	72	362	60.3
		Agn	105/283	37	104/268	39	1/15	7	16/51	31	40	177	217	48	141	31	1	89	227	37.8
<b>Totals</b>	26		1107/2936	38	1088/2769	39	19/167	11	284/679	42	521	1473	1994	567	813	380	40	748	2517	96.8
<b>Avg. per Game</b>											20	58	78	23	31	16	3	30	96.8	

Legend:

%	Shooting Percentage	Agn	Against	AS	Assists	Avg	Average
BS	Blocked Shots	DR	Defensive Rebounds	GP	Games Played	M/A	Made/Attempt
OR	Offensive Rebounds	PF	Fouls	PPG	Points Per Game	PTS	Points
ST	Steals	TO	Turnovers	TOT	Total Rebounds		



OVERALL TEAM STATISTICS As of 14 SEP 2008

全队技术统计

Team	GP		Field Goals		2 Points		3 Points		Free Throws		Rebounds			AS	TO	ST	BS	PF	PTS	PPG
			M/A	%	M/A	%	M/A	%	M/A	%	OR	DR	TOT							
AUS	6	For	144/345	42	144/331	44	0/14	0	35/95	37	53	176	229	59	90	60	10	102	323	53.8
		Agn	122/329	37	121/314	39	1/15	7	49/106	46	60	176	236	61	107	33	5	93	294	49.0
BRA	4	For	58/205	28	58/194	30	0/11	0	13/36	36	32	115	147	24	84	10	3	49	129	32.3
		Agn	118/271	44	118/264	45	0/7	0	21/47	45	50	127	177	66	35	48	4	47	257	64.3
CAN	6	For	152/378	40	149/354	42	3/24	13	39/91	43	71	169	240	78	74	56	9	83	346	57.7
		Agn	120/320	38	118/303	39	2/17	12	26/81	32	55	178	233	63	119	39	3	98	268	44.7
CHN	6	For	121/324	37	120/312	38	1/12	8	12/54	22	64	167	231	69	126	39	5	93	255	42.5
		Agn	140/365	38	134/341	39	6/24	25	41/102	40	80	156	236	79	83	70	11	70	327	54.5
GBR	5	For	95/269	35	94/262	36	1/7	14	13/52	25	45	139	184	42	74	23		59	204	40.8
		Agn	106/285	37	105/273	38	1/12	8	26/52	50	45	148	193	52	64	32	6	68	239	47.8
GER	6	For	140/317	44	140/307	46	0/10	0	37/76	49	45	201	246	78	92	29	2	92	317	52.8
		Agn	102/331	31	99/305	32	3/26	12	35/85	41	46	148	194	39	72	41	3	96	242	40.3
JPN	6	For	124/322	39	119/295	40	5/27	19	53/103	51	48	160	208	81	72	47		84	306	51.0
		Agn	127/346	37	125/326	38	2/20	10	23/73	32	78	167	245	66	95	28	7	98	279	46.5
MEX	4	For	67/199	34	62/167	37	5/32	16	16/45	36	40	115	155	28	98	17	3	55	155	38.8
		Agn	105/258	41	104/246	42	1/12	8	24/48	50	50	102	152	55	47	50	3	54	235	58.8
NED	5	For	98/311	32	95/292	33	3/19	16	20/47	43	73	128	201	43	68	39	6	81	219	43.8
		Agn	108/262	41	105/242	43	3/20	15	29/53	55	35	149	184	58	76	20	2	57	248	49.6
USA	6	For	154/380	41	152/368	41	2/12	17	52/99	53	68	158	226	85	61	72	7	72	362	60.3
		Agn	105/283	37	104/268	39	1/15	7	16/51	31	40	177	217	48	141	31	1	89	227	37.8
<b>Totals</b>	<b>27</b>		<b>1153/3050</b>	<b>38</b>	<b>1133/2882</b>	<b>39</b>	<b>20/168</b>	<b>12</b>	<b>290/698</b>	<b>42</b>	<b>539</b>	<b>1528</b>	<b>2067</b>	<b>587</b>	<b>839</b>	<b>392</b>	<b>45</b>	<b>770</b>	<b>2616</b>	<b>96.9</b>
<b>Avg. per Game</b>											<b>21</b>	<b>58</b>	<b>78</b>	<b>23</b>	<b>31</b>	<b>16</b>	<b>3</b>	<b>30</b>	<b>96.9</b>	

Legend:

%	Shooting Percentage	Agn	Against	AS	Assists	Avg	Average
BS	Blocked Shots	DR	Defensive Rebounds	GP	Games Played	M/A	Made/Attempt
OR	Offensive Rebounds	PF	Fouls	PPG	Points Per Game	PTS	Points
ST	Steals	TO	Turnovers	TOT	Total Rebounds		



OVERALL TEAM STATISTICS As of 14 SEP 2008

全队技术统计

Team	GP		Field Goals		2 Points		3 Points		Free Throws		Rebounds			AS	TO	ST	BS	PF	PTS	PPG
			M/A	%	M/A	%	M/A	%	M/A	%	OR	DR	TOT							
AUS	6	For	144/345	42	144/331	44	0/14	0	35/95	37	53	176	229	59	90	60	10	102	323	53.8
		Agn	122/329	37	121/314	39	1/15	7	49/106	46	60	176	236	61	107	33	5	93	294	49.0
BRA	4	For	58/205	28	58/194	30	0/11	0	13/36	36	32	115	147	24	84	10	3	49	129	32.3
		Agn	118/271	44	118/264	45	0/7	0	21/47	45	50	127	177	66	35	48	4	47	257	64.3
CAN	6	For	152/378	40	149/354	42	3/24	13	39/91	43	71	169	240	78	74	56	9	83	346	57.7
		Agn	120/320	38	118/303	39	2/17	12	26/81	32	55	178	233	63	119	39	3	98	268	44.7
CHN	6	For	121/324	37	120/312	38	1/12	8	12/54	22	64	167	231	69	126	39	5	93	255	42.5
		Agn	140/365	38	134/341	39	6/24	25	41/102	40	80	156	236	79	83	70	11	70	327	54.5
GBR	6	For	112/330	34	111/321	35	1/9	11	18/63	29	59	167	226	55	87	31		73	243	40.5
		Agn	127/337	38	126/325	39	1/12	8	30/62	48	50	181	231	68	76	39	8	87	285	47.5
GER	6	For	140/317	44	140/307	46	0/10	0	37/76	49	45	201	246	78	92	29	2	92	317	52.8
		Agn	102/331	31	99/305	32	3/26	12	35/85	41	46	148	194	39	72	41	3	96	242	40.3
JPN	6	For	124/322	39	119/295	40	5/27	19	53/103	51	48	160	208	81	72	47		84	306	51.0
		Agn	127/346	37	125/326	38	2/20	10	23/73	32	78	167	245	66	95	28	7	98	279	46.5
MEX	4	For	67/199	34	62/167	37	5/32	16	16/45	36	40	115	155	28	98	17	3	55	155	38.8
		Agn	105/258	41	104/246	42	1/12	8	24/48	50	50	102	152	55	47	50	3	54	235	58.8
NED	6	For	119/363	33	116/344	34	3/19	16	24/57	42	78	161	239	59	80	46	8	100	265	44.2
		Agn	125/323	39	122/301	41	3/22	14	34/64	53	49	177	226	71	89	28	2	71	287	47.8
USA	6	For	154/380	41	152/368	41	2/12	17	52/99	53	68	158	226	85	61	72	7	72	362	60.3
		Agn	105/283	37	104/268	39	1/15	7	16/51	31	40	177	217	48	141	31	1	89	227	37.8
<b>Totals</b>	<b>28</b>		1191/3163	38	1171/2993	39	20/170	12	299/719	42	558	1589	2147	616	864	407	47	803	2701	96.5
<b>Avg. per Game</b>											21	58	78	22	32	16	3	30	96.5	

Legend:

%	Shooting Percentage	Agn	Against	AS	Assists	Avg	Average
BS	Blocked Shots	DR	Defensive Rebounds	GP	Games Played	M/A	Made/Attempt
OR	Offensive Rebounds	PF	Fouls	PPG	Points Per Game	PTS	Points
ST	Steals	TO	Turnovers	TOT	Total Rebounds		



OVERALL TEAM STATISTICS As of 14 SEP 2008

全队技术统计

Team	GP		Field Goals		2 Points		3 Points		Free Throws		Rebounds			AS	TO	ST	BS	PF	PTS	PPG
			M/A	%	M/A	%	M/A	%	M/A	%	OR	DR	TOT							
AUS	6	For	144/345	42	144/331	44	0/14	0	35/95	37	53	176	229	59	90	60	10	102	323	53.8
		Agn	122/329	37	121/314	39	1/15	7	49/106	46	60	176	236	61	107	33	5	93	294	49.0
BRA	5	For	76/250	30	76/237	32	0/13	0	21/55	38	35	146	181	35	101	16	3	65	173	34.6
		Agn	140/329	43	138/316	44	2/13	15	29/67	43	60	154	214	76	47	56	4	66	311	62.2
CAN	6	For	152/378	40	149/354	42	3/24	13	39/91	43	71	169	240	78	74	56	9	83	346	57.7
		Agn	120/320	38	118/303	39	2/17	12	26/81	32	55	178	233	63	119	39	3	98	268	44.7
CHN	6	For	121/324	37	120/312	38	1/12	8	12/54	22	64	167	231	69	126	39	5	93	255	42.5
		Agn	140/365	38	134/341	39	6/24	25	41/102	40	80	156	236	79	83	70	11	70	327	54.5
GBR	6	For	112/330	34	111/321	35	1/9	11	18/63	29	59	167	226	55	87	31		73	243	40.5
		Agn	127/337	38	126/325	39	1/12	8	30/62	48	50	181	231	68	76	39	8	87	285	47.5
GER	6	For	140/317	44	140/307	46	0/10	0	37/76	49	45	201	246	78	92	29	2	92	317	52.8
		Agn	102/331	31	99/305	32	3/26	12	35/85	41	46	148	194	39	72	41	3	96	242	40.3
JPN	6	For	124/322	39	119/295	40	5/27	19	53/103	51	48	160	208	81	72	47		84	306	51.0
		Agn	127/346	37	125/326	38	2/20	10	23/73	32	78	167	245	66	95	28	7	98	279	46.5
MEX	5	For	89/257	35	82/219	37	7/38	18	24/65	37	50	142	192	38	110	25	3	74	209	41.8
		Agn	123/303	41	122/289	42	1/14	7	32/67	48	53	133	186	66	64	56	3	70	279	55.8
NED	6	For	119/363	33	116/344	34	3/19	16	24/57	42	78	161	239	59	80	46	8	100	265	44.2
		Agn	125/323	39	122/301	41	3/22	14	34/64	53	49	177	226	71	89	28	2	71	287	47.8
USA	6	For	154/380	41	152/368	41	2/12	17	52/99	53	68	158	226	85	61	72	7	72	362	60.3
		Agn	105/283	37	104/268	39	1/15	7	16/51	31	40	177	217	48	141	31	1	89	227	37.8
<b>Totals</b>	29		1231/3266	38	1209/3088	39	22/178	12	315/758	42	571	1647	2218	637	893	421	47	838	2799	96.5
<b>Avg. per Game</b>											21	58	76	23	32	16	3	30	96.5	

Legend:

%	Shooting Percentage	Agn	Against	AS	Assists	Avg	Average
BS	Blocked Shots	DR	Defensive Rebounds	GP	Games Played	M/A	Made/Attempt
OR	Offensive Rebounds	PF	Fouls	PPG	Points Per Game	PTS	Points
ST	Steals	TO	Turnovers	TOT	Total Rebounds		



OVERALL TEAM STATISTICS As of 7 SEP 2008  
全队技术统计

Team	GP		Field Goals		2 Points		3 Points		Free Throws		Rebounds			AS	TO	ST	BS	PF	PTS	PPG	
			M/A	%	M/A	%	M/A	%	M/A	%	OR	DR	TOT								
AUS	1	For	27/65	42	27/64	42	0/1	0	5/7	71	11	38	49	13	10	9	4	13	59	59.0	
		Agn	14/54	26	14/51	27	0/3	0	2/12	17	8	28	36	8	17	2		10	30	30.0	
BRA	1	For	15/54	28	15/52	29	0/2	0	2/9	22	6	26	32	7	13	2		13	32	32.0	
		Agn	29/62	47	29/59	49	0/3	0	4/8	50	10	36	46	19	11	7	1	15	62	62.0	
CAN	0	For																	0	0.0	
		Agn																		0	0.0
CHN	0	For																		0	0.0
		Agn																			0
GBR	1	For	14/54	26	14/51	27	0/3	0	2/12	17	8	28	36	8	17	2		10	30	30.0	
		Agn	27/65	42	27/64	42	0/1	0	5/7	71	11	38	49	13	10	9	4	13	59	59.0	
GER	1	For	29/62	47	29/59	49	0/3	0	4/8	50	10	36	46	19	11	7	1	15	62	62.0	
		Agn	15/54	28	15/52	29	0/2	0	2/9	22	6	26	32	7	13	2		13	32	32.0	
JPN	0	For																		0	0.0
		Agn																			0
MEX	1	For	20/54	37	19/44	43	1/10	10	5/8	63	11	36	47	6	22	1	1	14	46	46.0	
		Agn	25/76	33	25/74	34	0/2	0	9/17	53	19	24	43	9	6	13	2	15	59	59.0	
NED	1	For	25/76	33	25/74	34	0/2	0	9/17	53	19	24	43	9	6	13	2	15	59	59.0	
		Agn	20/54	37	19/44	43	1/10	10	5/8	63	11	36	47	6	22	1	1	14	46	46.0	
USA	0	For																		0	0.0
		Agn																			0
<b>Totals</b>	<b>3</b>		130/365	36	129/344	38	1/21	5	27/61	44	65	188	253	62	79	34	8	80	288	96.0	
<b>Avg. per Game</b>											23	64	84	22	26	11	4	28	96.0		

Legend:

%	Shooting Percentage	Agn	Against	AS	Assists	Avg	Average
BS	Blocked Shots	DR	Defensive Rebounds	GP	Games Played	M/A	Made/Attempt
OR	Offensive Rebounds	PF	Fouls	PPG	Points Per Game	PTS	Points
ST	Steals	TO	Turnovers	TOT	Total Rebounds		





OVERALL TEAM STATISTICS As of 15 SEP 2008

全队技术统计

Team	GP		Field Goals		2 Points		3 Points		Free Throws		Rebounds			AS	TO	ST	BS	PF	PTS	PPG
			M/A	%	M/A	%	M/A	%	M/A	%	OR	DR	TOT							
AUS	6	For	144/345	42	144/331	44	0/14	0	35/95	37	53	176	229	59	90	60	10	102	323	53.8
		Agn	122/329	37	121/314	39	1/15	7	49/106	46	60	176	236	61	107	33	5	93	294	49.0
BRA	5	For	76/250	30	76/237	32	0/13	0	21/55	38	35	146	181	35	101	16	3	65	173	34.6
		Agn	140/329	43	138/316	44	2/13	15	29/67	43	60	154	214	76	47	56	4	66	311	62.2
CAN	6	For	152/378	40	149/354	42	3/24	13	39/91	43	71	169	240	78	74	56	9	83	346	57.7
		Agn	120/320	38	118/303	39	2/17	12	26/81	32	55	178	233	63	119	39	3	98	268	44.7
CHN	7	For	147/387	38	146/375	39	1/12	8	17/65	26	78	199	277	83	135	45	6	110	312	44.6
		Agn	157/412	38	151/388	39	6/24	25	45/125	36	88	180	268	87	96	74	11	82	365	52.1
GBR	7	For	129/377	34	128/368	35	1/9	11	22/86	26	67	191	258	63	100	35		85	281	40.1
		Agn	153/400	38	152/388	39	1/12	8	35/73	48	64	213	277	82	85	45	9	104	342	48.9
GER	6	For	140/317	44	140/307	46	0/10	0	37/76	49	45	201	246	78	92	29	2	92	317	52.8
		Agn	102/331	31	99/305	32	3/26	12	35/85	41	46	148	194	39	72	41	3	96	242	40.3
JPN	6	For	124/322	39	119/295	40	5/27	19	53/103	51	48	160	208	81	72	47		84	306	51.0
		Agn	127/346	37	125/326	38	2/20	10	23/73	32	78	167	245	66	95	28	7	98	279	46.5
MEX	5	For	89/257	35	82/219	37	7/38	18	24/65	37	50	142	192	38	110	25	3	74	209	41.8
		Agn	123/303	41	122/289	42	1/14	7	32/67	48	53	133	186	66	64	56	3	70	279	55.8
NED	6	For	119/363	33	116/344	34	3/19	16	24/57	42	78	161	239	59	80	46	8	100	265	44.2
		Agn	125/323	39	122/301	41	3/22	14	34/64	53	49	177	226	71	89	28	2	71	287	47.8
USA	6	For	154/380	41	152/368	41	2/12	17	52/99	53	68	158	226	85	61	72	7	72	362	60.3
		Agn	105/283	37	104/268	39	1/15	7	16/51	31	40	177	217	48	141	31	1	89	227	37.8
<b>Totals</b>	30		1274/3376	38	1252/3198	39	22/178	12	324/792	41	593	1703	2296	659	915	431	48	867	2894	96.5
<b>Avg. per Game</b>											21	58	78	23	32	14	3	30	96.5	

Legend:

%	Shooting Percentage	Agn	Against	AS	Assists	Avg	Average
BS	Blocked Shots	DR	Defensive Rebounds	GP	Games Played	M/A	Made/Attempt
OR	Offensive Rebounds	PF	Fouls	PPG	Points Per Game	PTS	Points
ST	Steals	TO	Turnovers	TOT	Total Rebounds		



OVERALL TEAM STATISTICS As of 15 SEP 2008

全队技术统计

Team	GP		Field Goals		2 Points		3 Points		Free Throws		Rebounds			AS	TO	ST	BS	PF	PTS	PPG
			M/A	%	M/A	%	M/A	%	M/A	%	OR	DR	TOT							
AUS	6	For	144/345	42	144/331	44	0/14	0	35/95	37	53	176	229	59	90	60	10	102	323	53.8
		Agn	122/329	37	121/314	39	1/15	7	49/106	46	60	176	236	61	107	33	5	93	294	49.0
BRA	5	For	76/250	30	76/237	32	0/13	0	21/55	38	35	146	181	35	101	16	3	65	173	34.6
		Agn	140/329	43	138/316	44	2/13	15	29/67	43	60	154	214	76	47	56	4	66	311	62.2
CAN	7	For	179/436	41	175/408	43	4/28	14	45/105	43	80	203	283	84	89	66	9	99	407	58.1
		Agn	132/377	35	130/356	37	2/21	10	34/94	36	68	203	271	66	135	47	4	116	300	42.9
CHN	7	For	147/387	38	146/375	39	1/12	8	17/65	26	78	199	277	83	135	45	6	110	312	44.6
		Agn	157/412	38	151/388	39	6/24	25	45/125	36	88	180	268	87	96	74	11	82	365	52.1
GBR	7	For	129/377	34	128/368	35	1/9	11	22/86	26	67	191	258	63	100	35		85	281	40.1
		Agn	153/400	38	152/388	39	1/12	8	35/73	48	64	213	277	82	85	45	9	104	342	48.9
GER	6	For	140/317	44	140/307	46	0/10	0	37/76	49	45	201	246	78	92	29	2	92	317	52.8
		Agn	102/331	31	99/305	32	3/26	12	35/85	41	46	148	194	39	72	41	3	96	242	40.3
JPN	6	For	124/322	39	119/295	40	5/27	19	53/103	51	48	160	208	81	72	47		84	306	51.0
		Agn	127/346	37	125/326	38	2/20	10	23/73	32	78	167	245	66	95	28	7	98	279	46.5
MEX	5	For	89/257	35	82/219	37	7/38	18	24/65	37	50	142	192	38	110	25	3	74	209	41.8
		Agn	123/303	41	122/289	42	1/14	7	32/67	48	53	133	186	66	64	56	3	70	279	55.8
NED	7	For	131/420	31	128/397	32	3/23	13	32/70	46	91	186	277	62	96	54	9	118	297	42.4
		Agn	152/381	40	148/355	42	4/26	15	40/78	51	58	211	269	77	104	38	2	87	348	49.7
USA	6	For	154/380	41	152/368	41	2/12	17	52/99	53	68	158	226	85	61	72	7	72	362	60.3
		Agn	105/283	37	104/268	39	1/15	7	16/51	31	40	177	217	48	141	31	1	89	227	37.8
<b>Totals</b>	31		1313/3491	38	1290/3305	39	23/186	12	338/819	41	615	1762	2377	668	946	449	49	901	2987	96.4
<b>Avg. per Game</b>											21	58	78	23	32	14	3	29	96.4	

Legend:

%	Shooting Percentage	Agn	Against	AS	Assists	Avg	Average
BS	Blocked Shots	DR	Defensive Rebounds	GP	Games Played	M/A	Made/Attempt
OR	Offensive Rebounds	PF	Fouls	PPG	Points Per Game	PTS	Points
ST	Steals	TO	Turnovers	TOT	Total Rebounds		



OVERALL TEAM STATISTICS As of 15 SEP 2008

全队技术统计

Team	GP		Field Goals		2 Points		3 Points		Free Throws		Rebounds			AS	TO	ST	BS	PF	PTS	PPG
			M/A	%	M/A	%	M/A	%	M/A	%	OR	DR	TOT							
AUS	7	For	169/398	42	168/382	44	1/16	6	37/104	36	64	211	275	72	111	66	10	119	376	53.7
		Agn	139/391	36	136/372	37	3/19	16	60/123	49	72	197	269	68	117	43	5	107	341	48.7
BRA	5	For	76/250	30	76/237	32	0/13	0	21/55	38	35	146	181	35	101	16	3	65	173	34.6
		Agn	140/329	43	138/316	44	2/13	15	29/67	43	60	154	214	76	47	56	4	66	311	62.2
CAN	7	For	179/436	41	175/408	43	4/28	14	45/105	43	80	203	283	84	89	66	9	99	407	58.1
		Agn	132/377	35	130/356	37	2/21	10	34/94	36	68	203	271	66	135	47	4	116	300	42.9
CHN	7	For	147/387	38	146/375	39	1/12	8	17/65	26	78	199	277	83	135	45	6	110	312	44.6
		Agn	157/412	38	151/388	39	6/24	25	45/125	36	88	180	268	87	96	74	11	82	365	52.1
GBR	7	For	129/377	34	128/368	35	1/9	11	22/86	26	67	191	258	63	100	35		85	281	40.1
		Agn	153/400	38	152/388	39	1/12	8	35/73	48	64	213	277	82	85	45	9	104	342	48.9
GER	6	For	140/317	44	140/307	46	0/10	0	37/76	49	45	201	246	78	92	29	2	92	317	52.8
		Agn	102/331	31	99/305	32	3/26	12	35/85	41	46	148	194	39	72	41	3	96	242	40.3
JPN	7	For	141/384	37	134/353	38	7/31	23	64/120	53	60	181	241	88	82	57		98	353	50.4
		Agn	152/399	38	149/377	40	3/22	14	25/82	30	89	202	291	79	116	34	7	115	332	47.4
MEX	5	For	89/257	35	82/219	37	7/38	18	24/65	37	50	142	192	38	110	25	3	74	209	41.8
		Agn	123/303	41	122/289	42	1/14	7	32/67	48	53	133	186	66	64	56	3	70	279	55.8
NED	7	For	131/420	31	128/397	32	3/23	13	32/70	46	91	186	277	62	96	54	9	118	297	42.4
		Agn	152/381	40	148/355	42	4/26	15	40/78	51	58	211	269	77	104	38	2	87	348	49.7
USA	6	For	154/380	41	152/368	41	2/12	17	52/99	53	68	158	226	85	61	72	7	72	362	60.3
		Agn	105/283	37	104/268	39	1/15	7	16/51	31	40	177	217	48	141	31	1	89	227	37.8
<b>Totals</b>	32		1355/3606	38	1329/3414	39	26/192	14	351/845	42	638	1818	2456	688	977	465	49	932	3087	96.5
<b>Avg. per Game</b>											21	58	78	23	32	16	3	29	96.5	

Legend:

%	Shooting Percentage	Agn	Against	AS	Assists	Avg	Average
BS	Blocked Shots	DR	Defensive Rebounds	GP	Games Played	M/A	Made/Attempt
OR	Offensive Rebounds	PF	Fouls	PPG	Points Per Game	PTS	Points
ST	Steals	TO	Turnovers	TOT	Total Rebounds		



OVERALL TEAM STATISTICS As of 15 SEP 2008

全队技术统计

Team	GP		Field Goals		2 Points		3 Points		Free Throws		Rebounds			AS	TO	ST	BS	PF	PTS	PPG
			M/A	%	M/A	%	M/A	%	M/A	%	OR	DR	TOT							
AUS	7	For	169/398	42	168/382	44	1/16	6	37/104	36	64	211	275	72	111	66	10	119	376	53.7
		Agn	139/391	36	136/372	37	3/19	16	60/123	49	72	197	269	68	117	43	5	107	341	48.7
BRA	5	For	76/250	30	76/237	32	0/13	0	21/55	38	35	146	181	35	101	16	3	65	173	34.6
		Agn	140/329	43	138/316	44	2/13	15	29/67	43	60	154	214	76	47	56	4	66	311	62.2
CAN	7	For	179/436	41	175/408	43	4/28	14	45/105	43	80	203	283	84	89	66	9	99	407	58.1
		Agn	132/377	35	130/356	37	2/21	10	34/94	36	68	203	271	66	135	47	4	116	300	42.9
CHN	7	For	147/387	38	146/375	39	1/12	8	17/65	26	78	199	277	83	135	45	6	110	312	44.6
		Agn	157/412	38	151/388	39	6/24	25	45/125	36	88	180	268	87	96	74	11	82	365	52.1
GBR	7	For	129/377	34	128/368	35	1/9	11	22/86	26	67	191	258	63	100	35		85	281	40.1
		Agn	153/400	38	152/388	39	1/12	8	35/73	48	64	213	277	82	85	45	9	104	342	48.9
GER	7	For	158/370	43	157/357	44	1/13	8	38/77	49	56	230	286	86	111	32	3	106	355	50.7
		Agn	122/389	31	118/359	33	4/30	13	44/99	44	56	169	225	46	79	47	4	104	292	41.7
JPN	7	For	141/384	37	134/353	38	7/31	23	64/120	53	60	181	241	88	82	57		98	353	50.4
		Agn	152/399	38	149/377	40	3/22	14	25/82	30	89	202	291	79	116	34	7	115	332	47.4
MEX	5	For	89/257	35	82/219	37	7/38	18	24/65	37	50	142	192	38	110	25	3	74	209	41.8
		Agn	123/303	41	122/289	42	1/14	7	32/67	48	53	133	186	66	64	56	3	70	279	55.8
NED	7	For	131/420	31	128/397	32	3/23	13	32/70	46	91	186	277	62	96	54	9	118	297	42.4
		Agn	152/381	40	148/355	42	4/26	15	40/78	51	58	211	269	77	104	38	2	87	348	49.7
USA	7	For	174/438	40	171/422	41	3/16	19	61/113	54	78	179	257	92	68	78	8	80	412	58.9
		Agn	123/336	37	121/318	38	2/18	11	17/52	33	51	206	257	56	160	34	2	103	265	37.9
<b>Totals</b>	<b>33</b>		1393/3717	37	1365/3518	39	28/199	14	361/860	42	659	1868	2527	703	1003	474	51	954	3175	96.2
<b>Avg. per Game</b>											21	58	78	21	30	14	3	30	96.2	

Legend:

%	Shooting Percentage	Agn	Against	AS	Assists	Avg	Average
BS	Blocked Shots	DR	Defensive Rebounds	GP	Games Played	M/A	Made/Attempt
OR	Offensive Rebounds	PF	Fouls	PPG	Points Per Game	PTS	Points
ST	Steals	TO	Turnovers	TOT	Total Rebounds		



OVERALL TEAM STATISTICS As of 7 SEP 2008

全队技术统计

Team	GP		Field Goals		2 Points		3 Points		Free Throws		Rebounds			AS	TO	ST	BS	PF	PTS	PPG
			M/A	%	M/A	%	M/A	%	M/A	%	OR	DR	TOT							
AUS	1	For	27/65	42	27/64	42	0/1	0	5/7	71	11	38	49	13	10	9	4	13	59	59.0
		Agn	14/54	26	14/51	27	0/3	0	2/12	17	8	28	36	8	17	2		10	30	30.0
BRA	1	For	15/54	28	15/52	29	0/2	0	2/9	22	6	26	32	7	13	2		13	32	32.0
		Agn	29/62	47	29/59	49	0/3	0	4/8	50	10	36	46	19	11	7	1	15	62	62.0
CAN	0	For																	0	0.0
		Agn																		0
CHN	1	For	21/59	36	20/55	36	1/4	25	3/11	27	15	27	42	13	19	6	2	14	46	46.0
		Agn	19/56	34	19/52	37	0/4	0	11/24	46	13	25	38	14	15	13		11	49	49.0
GBR	1	For	14/54	26	14/51	27	0/3	0	2/12	17	8	28	36	8	17	2		10	30	30.0
		Agn	27/65	42	27/64	42	0/1	0	5/7	71	11	38	49	13	10	9	4	13	59	59.0
GER	1	For	29/62	47	29/59	49	0/3	0	4/8	50	10	36	46	19	11	7	1	15	62	62.0
		Agn	15/54	28	15/52	29	0/2	0	2/9	22	6	26	32	7	13	2		13	32	32.0
JPN	1	For	19/56	34	19/52	37	0/4	0	11/24	46	13	25	38	14	15	13		11	49	49.0
		Agn	21/59	36	20/55	36	1/4	25	3/11	27	15	27	42	13	19	6	2	14	46	46.0
MEX	1	For	20/54	37	19/44	43	1/10	10	5/8	63	11	36	47	6	22	1	1	14	46	46.0
		Agn	25/76	33	25/74	34	0/2	0	9/17	53	19	24	43	9	6	13	2	15	59	59.0
NED	1	For	25/76	33	25/74	34	0/2	0	9/17	53	19	24	43	9	6	13	2	15	59	59.0
		Agn	20/54	37	19/44	43	1/10	10	5/8	63	11	36	47	6	22	1	1	14	46	46.0
USA	0	For																	0	0.0
		Agn																		0
<b>Totals</b>	<b>4</b>		170/480	35	168/451	37	2/29	7	41/96	43	93	240	333	89	113	53	10	105	383	95.8
<b>Avg. per Game</b>											23	60	83	22	28	13	4	26	95.8	

Legend:

%	Shooting Percentage	Agn	Against	AS	Assists	Avg	Average
BS	Blocked Shots	DR	Defensive Rebounds	GP	Games Played	M/A	Made/Attempt
OR	Offensive Rebounds	PF	Fouls	PPG	Points Per Game	PTS	Points
ST	Steals	TO	Turnovers	TOT	Total Rebounds		



OVERALL TEAM STATISTICS As of 8 SEP 2008  
全队技术统计

Team	GP		Field Goals		2 Points		3 Points		Free Throws		Rebounds			AS	TO	ST	BS	PF	PTS	PPG
			M/A	%	M/A	%	M/A	%	M/A	%	OR	DR	TOT							
AUS	1	For	27/65	42	27/64	42	0/1	0	5/7	71	11	38	49	13	10	9	4	13	59	59.0
		Agn	14/54	26	14/51	27	0/3	0	2/12	17	8	28	36	8	17	2		10	30	30.0
BRA	1	For	15/54	28	15/52	29	0/2	0	2/9	22	6	26	32	7	13	2		13	32	32.0
		Agn	29/62	47	29/59	49	0/3	0	4/8	50	10	36	46	19	11	7	1	15	62	62.0
CAN	0	For																	0	0.0
		Agn																		0
CHN	1	For	21/59	36	20/55	36	1/4	25	3/11	27	15	27	42	13	19	6	2	14	46	46.0
		Agn	19/56	34	19/52	37	0/4	0	11/24	46	13	25	38	14	15	13		11	49	49.0
GBR	1	For	14/54	26	14/51	27	0/3	0	2/12	17	8	28	36	8	17	2		10	30	30.0
		Agn	27/65	42	27/64	42	0/1	0	5/7	71	11	38	49	13	10	9	4	13	59	59.0
GER	1	For	29/62	47	29/59	49	0/3	0	4/8	50	10	36	46	19	11	7	1	15	62	62.0
		Agn	15/54	28	15/52	29	0/2	0	2/9	22	6	26	32	7	13	2		13	32	32.0
JPN	2	For	43/110	39	42/104	40	1/6	17	14/30	47	16	50	66	32	27	23		24	101	50.5
		Agn	37/112	33	36/101	36	1/11	9	5/26	19	31	55	86	23	45	9	3	25	80	40.0
MEX	2	For	36/107	34	35/90	39	1/17	6	7/23	30	27	64	91	16	48	4	2	25	80	40.0
		Agn	49/130	38	48/126	38	1/4	25	12/23	52	22	49	71	27	18	23	2	28	111	55.5
NED	1	For	25/76	33	25/74	34	0/2	0	9/17	53	19	24	43	9	6	13	2	15	59	59.0
		Agn	20/54	37	19/44	43	1/10	10	5/8	63	11	36	47	6	22	1	1	14	46	46.0
USA	0	For																	0	0.0
		Agn																		0
<b>Totals</b>	<b>5</b>		210/587	36	207/549	38	3/38	8	46/117	39	112	293	405	117	151	66	11	129	469	93.8
<b>Avg. per Game</b>											22	60	81	23	30	13	2	27	93.8	

Legend:

%	Shooting Percentage	Agn	Against	AS	Assists	Avg	Average
BS	Blocked Shots	DR	Defensive Rebounds	GP	Games Played	M/A	Made/Attempt
OR	Offensive Rebounds	PF	Fouls	PPG	Points Per Game	PTS	Points
ST	Steals	TO	Turnovers	TOT	Total Rebounds		



OVERALL TEAM STATISTICS As of 8 SEP 2008

全队技术统计

Team	GP	Field Goals		2 Points		3 Points		Free Throws		Rebounds			AS	TO	ST	BS	PF	PTS	PPG	
		M/A	%	M/A	%	M/A	%	M/A	%	OR	DR	TOT								
AUS	1	For	27/65	42	27/64	42	0/1	0	5/7	71	11	38	49	13	10	9	4	13	59	59.0
		Agn	14/54	26	14/51	27	0/3	0	2/12	17	8	28	36	8	17	2		10	30	30.0
BRA	1	For	15/54	28	15/52	29	0/2	0	2/9	22	6	26	32	7	13	2		13	32	32.0
		Agn	29/62	47	29/59	49	0/3	0	4/8	50	10	36	46	19	11	7	1	15	62	62.0
CAN	1	For	27/62	44	27/59	46	0/3	0	5/8	63	5	31	36	17	10	5	1	12	59	59.0
		Agn	15/59	25	15/55	27	0/4	0	2/7	29	15	31	46	9	22	4		17	32	32.0
CHN	1	For	21/59	36	20/55	36	1/4	25	3/11	27	15	27	42	13	19	6	2	14	46	46.0
		Agn	19/56	34	19/52	37	0/4	0	11/24	46	13	25	38	14	15	13		11	49	49.0
GBR	1	For	14/54	26	14/51	27	0/3	0	2/12	17	8	28	36	8	17	2		10	30	30.0
		Agn	27/65	42	27/64	42	0/1	0	5/7	71	11	38	49	13	10	9	4	13	59	59.0
GER	1	For	29/62	47	29/59	49	0/3	0	4/8	50	10	36	46	19	11	7	1	15	62	62.0
		Agn	15/54	28	15/52	29	0/2	0	2/9	22	6	26	32	7	13	2		13	32	32.0
JPN	2	For	43/110	39	42/104	40	1/6	17	14/30	47	16	50	66	32	27	23		24	101	50.5
		Agn	37/112	33	36/101	36	1/11	9	5/26	19	31	55	86	23	45	9	3	25	80	40.0
MEX	2	For	36/107	34	35/90	39	1/17	6	7/23	30	27	64	91	16	48	4	2	25	80	40.0
		Agn	49/130	38	48/126	38	1/4	25	12/23	52	22	49	71	27	18	23	2	28	111	55.5
NED	2	For	40/135	30	40/129	31	0/6	0	11/24	46	34	55	89	18	28	17	2	32	91	45.5
		Agn	47/116	41	46/103	45	1/13	8	10/16	63	16	67	83	23	32	6	2	26	105	52.5
USA	0	For																	0	0.0
		Agn																		0
<b>Totals</b>	<b>6</b>		252/708	36	249/663	38	3/45	7	53/132	40	132	355	487	143	183	75	12	158	560	93.3
<b>Avg. per Game</b>											22	59	81	25	32	14	2	26	93.3	

<b>Legend:</b>	%	Shooting Percentage	<b>Agn</b>	Against	<b>AS</b>	Assists	<b>Avg</b>	Average
	<b>BS</b>	Blocked Shots	<b>DR</b>	Defensive Rebounds	<b>GP</b>	Games Played	<b>M/A</b>	Average
	<b>OR</b>	Offensive Rebounds	<b>PF</b>	Fouls	<b>PPG</b>	Points Per Game	<b>PTS</b>	Made/Attempt
	<b>ST</b>	Steals	<b>TO</b>	Turnovers	<b>TOT</b>	Total Rebounds		Points



OVERALL TEAM STATISTICS As of 8 SEP 2008  
全队技术统计

Team	GP		Field Goals		2 Points		3 Points		Free Throws		Rebounds			AS	TO	ST	BS	PF	PTS	PPG
			M/A	%	M/A	%	M/A	%	M/A	%	OR	DR	TOT							
AUS	2	For	56/136	41	56/132	42	0/4	0	13/23	57	28	68	96	26	20	26	5	24	125	62.5
		Agn	26/101	26	26/96	27	0/5	0	8/25	32	18	57	75	16	44	4	1	23	60	30.0
BRA	2	For	27/101	27	27/97	28	0/4	0	8/22	36	16	55	71	15	40	4	1	26	62	31.0
		Agn	58/133	44	58/127	46	0/6	0	12/24	50	27	66	93	32	21	24	2	26	128	64.0
CAN	1	For	27/62	44	27/59	46	0/3	0	5/8	63	5	31	36	17	10	5	1	12	59	59.0
		Agn	15/59	25	15/55	27	0/4	0	2/7	29	15	31	46	9	22	4		17	32	32.0
CHN	1	For	21/59	36	20/55	36	1/4	25	3/11	27	15	27	42	13	19	6	2	14	46	46.0
		Agn	19/56	34	19/52	37	0/4	0	11/24	46	13	25	38	14	15	13		11	49	49.0
GBR	1	For	14/54	26	14/51	27	0/3	0	2/12	17	8	28	36	8	17	2		10	30	30.0
		Agn	27/65	42	27/64	42	0/1	0	5/7	71	11	38	49	13	10	9	4	13	59	59.0
GER	1	For	29/62	47	29/59	49	0/3	0	4/8	50	10	36	46	19	11	7	1	15	62	62.0
		Agn	15/54	28	15/52	29	0/2	0	2/9	22	6	26	32	7	13	2		13	32	32.0
JPN	2	For	43/110	39	42/104	40	1/6	17	14/30	47	16	50	66	32	27	23		24	101	50.5
		Agn	37/112	33	36/101	36	1/11	9	5/26	19	31	55	86	23	45	9	3	25	80	40.0
MEX	2	For	36/107	34	35/90	39	1/17	6	7/23	30	27	64	91	16	48	4	2	25	80	40.0
		Agn	49/130	38	48/126	38	1/4	25	12/23	52	22	49	71	27	18	23	2	28	111	55.5
NED	2	For	40/135	30	40/129	31	0/6	0	11/24	46	34	55	89	18	28	17	2	32	91	45.5
		Agn	47/116	41	46/103	45	1/13	8	10/16	63	16	67	83	23	32	6	2	26	105	52.5
USA	0	For																	0	0.0
		Agn																		0
<b>Totals</b>	<b>7</b>		293/826	35	290/776	37	3/50	6	67/161	42	159	414	573	164	220	94	14	182	656	93.7
<b>Avg. per Game</b>											24	59	83	23	31	13	2	26	93.7	

Legend:

%	Shooting Percentage	Agn	Against	AS	Assists	Avg	Average
BS	Blocked Shots	DR	Defensive Rebounds	GP	Games Played	M/A	Made/Attempt
OR	Offensive Rebounds	PF	Fouls	PPG	Points Per Game	PTS	Points
ST	Steals	TO	Turnovers	TOT	Total Rebounds		





OVERALL TEAM STATISTICS As of 8 SEP 2008  
全队技术统计

Team	GP		Field Goals		2 Points		3 Points		Free Throws		Rebounds			AS	TO	ST	BS	PF	PTS	PPG
			M/A	%	M/A	%	M/A	%	M/A	%	OR	DR	TOT							
AUS	2	For	56/136	41	56/132	42	0/4	0	13/23	57	28	68	96	26	20	26	5	24	125	62.5
		Agn	26/101	26	26/96	27	0/5	0	8/25	32	18	57	75	16	44	4	1	23	60	30.0
BRA	2	For	27/101	27	27/97	28	0/4	0	8/22	36	16	55	71	15	40	4	1	26	62	31.0
		Agn	58/133	44	58/127	46	0/6	0	12/24	50	27	66	93	32	21	24	2	26	128	64.0
CAN	1	For	27/62	44	27/59	46	0/3	0	5/8	63	5	31	36	17	10	5	1	12	59	59.0
		Agn	15/59	25	15/55	27	0/4	0	2/7	29	15	31	46	9	22	4		17	32	32.0
CHN	1	For	21/59	36	20/55	36	1/4	25	3/11	27	15	27	42	13	19	6	2	14	46	46.0
		Agn	19/56	34	19/52	37	0/4	0	11/24	46	13	25	38	14	15	13		11	49	49.0
GBR	1	For	14/54	26	14/51	27	0/3	0	2/12	17	8	28	36	8	17	2		10	30	30.0
		Agn	27/65	42	27/64	42	0/1	0	5/7	71	11	38	49	13	10	9	4	13	59	59.0
GER	2	For	45/108	42	45/100	45	0/8	0	10/22	45	15	74	89	31	33	10	1	31	100	50.0
		Agn	31/115	27	31/112	28	0/3	0	12/26	46	17	54	71	14	26	11		29	74	37.0
JPN	2	For	43/110	39	42/104	40	1/6	17	14/30	47	16	50	66	32	27	23		24	101	50.5
		Agn	37/112	33	36/101	36	1/11	9	5/26	19	31	55	86	23	45	9	3	25	80	40.0
MEX	2	For	36/107	34	35/90	39	1/17	6	7/23	30	27	64	91	16	48	4	2	25	80	40.0
		Agn	49/130	38	48/126	38	1/4	25	12/23	52	22	49	71	27	18	23	2	28	111	55.5
NED	2	For	40/135	30	40/129	31	0/6	0	11/24	46	34	55	89	18	28	17	2	32	91	45.5
		Agn	47/116	41	46/103	45	1/13	8	10/16	63	16	67	83	23	32	6	2	26	105	52.5
USA	1	For	16/61	26	16/60	27	0/1	0	10/17	59	11	28	39	7	13	9		16	42	42.0
		Agn	16/46	35	16/41	39	0/5	0	6/14	43	5	38	43	12	22	3		16	38	38.0
<b>Totals</b>	<b>8</b>		325/933	35	322/877	37	3/56	5	83/192	43	175	480	655	183	255	106	14	214	736	92.0
<b>Avg. per Game</b>											23	60	83	24	33	13	3	28	92.0	

Legend:

%	Shooting Percentage	Agn	Against	AS	Assists	Avg	Average
BS	Blocked Shots	DR	Defensive Rebounds	GP	Games Played	M/A	Made/Attempt
OR	Offensive Rebounds	PF	Fouls	PPG	Points Per Game	PTS	Points
ST	Steals	TO	Turnovers	TOT	Total Rebounds		



OVERALL TEAM STATISTICS As of 9 SEP 2008  
全队技术统计

Team	GP		Field Goals		2 Points		3 Points		Free Throws		Rebounds			AS	TO	ST	BS	PF	PTS	PPG
			M/A	%	M/A	%	M/A	%	M/A	%	OR	DR	TOT							
AUS	2	For	56/136	41	56/132	42	0/4	0	13/23	57	28	68	96	26	20	26	5	24	125	62.5
		Agn	26/101	26	26/96	27	0/5	0	8/25	32	18	57	75	16	44	4	1	23	60	30.0
BRA	2	For	27/101	27	27/97	28	0/4	0	8/22	36	16	55	71	15	40	4	1	26	62	31.0
		Agn	58/133	44	58/127	46	0/6	0	12/24	50	27	66	93	32	21	24	2	26	128	64.0
CAN	1	For	27/62	44	27/59	46	0/3	0	5/8	63	5	31	36	17	10	5	1	12	59	59.0
		Agn	15/59	25	15/55	27	0/4	0	2/7	29	15	31	46	9	22	4		17	32	32.0
CHN	2	For	46/120	38	45/113	40	1/7	14	6/21	29	27	57	84	28	36	20	3	34	99	49.5
		Agn	34/107	32	32/94	34	2/13	15	16/39	41	24	52	76	20	39	19	1	25	86	43.0
GBR	1	For	14/54	26	14/51	27	0/3	0	2/12	17	8	28	36	8	17	2		10	30	30.0
		Agn	27/65	42	27/64	42	0/1	0	5/7	71	11	38	49	13	10	9	4	13	59	59.0
GER	2	For	45/108	42	45/100	45	0/8	0	10/22	45	15	74	89	31	33	10	1	31	100	50.0
		Agn	31/115	27	31/112	28	0/3	0	12/26	46	17	54	71	14	26	11		29	74	37.0
JPN	2	For	43/110	39	42/104	40	1/6	17	14/30	47	16	50	66	32	27	23		24	101	50.5
		Agn	37/112	33	36/101	36	1/11	9	5/26	19	31	55	86	23	45	9	3	25	80	40.0
MEX	3	For	51/158	32	48/132	36	3/26	12	12/38	32	38	91	129	22	72	10	3	39	117	39.0
		Agn	74/191	39	73/184	40	1/7	14	15/33	45	34	79	113	42	35	37	3	48	164	54.7
NED	2	For	40/135	30	40/129	31	0/6	0	11/24	46	34	55	89	18	28	17	2	32	91	45.5
		Agn	47/116	41	46/103	45	1/13	8	10/16	63	16	67	83	23	32	6	2	26	105	52.5
USA	1	For	16/61	26	16/60	27	0/1	0	10/17	59	11	28	39	7	13	9		16	42	42.0
		Agn	16/46	35	16/41	39	0/5	0	6/14	43	5	38	43	12	22	3		16	38	38.0
<b>Totals</b>	<b>9</b>		365/1045	35	360/977	37	5/68	7	91/217	42	198	537	735	204	296	126	16	248	826	91.8
<b>Avg. per Game</b>											22	61	83	24	34	14	3	29	91.8	

Legend:

%	Shooting Percentage	Agn	Against	AS	Assists	Avg	Average
BS	Blocked Shots	DR	Defensive Rebounds	GP	Games Played	M/A	Made/Attempt
OR	Offensive Rebounds	PF	Fouls	PPG	Points Per Game	PTS	Points
ST	Steals	TO	Turnovers	TOT	Total Rebounds		



**TEAM STATISTICS** As of 7 SEP 2008

球队技术统计表

**TOTAL FIELD GOALS %**

Rk	Team	GP	M/A	%
1	AUS	1	27/65	41.5
2	GBR	1	14/54	25.9

**2 POINTS FIELD GOALS %**

Rk	Team	GP	M/A	%
1	AUS	1	27/64	42.2
2	GBR	1	14/51	27.5

**3 POINTS FIELD GOALS %**

Rk	Team	GP	M/A	%
1	AUS	1	0/1	0.0
1	GBR	1	0/3	0.0

**FREE THROWS %**

Rk	Team	GP	M/A	%
1	AUS	1	5/7	71.4
2	GBR	1	2/12	16.7

**POINTS FOR**

Rk	Team	GP	Total	Avg
1	AUS	1	59	59.0
2	GBR	1	30	30.0

**POINTS AGAINST**

Rk	Team	GP	Total	Avg
1	AUS	1	30	30.0
2	GBR	1	59	59.0

**REBOUNDS**

Rk	Team	GP	Off	Def	Total	Avg
1	AUS	1	11	38	49	49.0
2	GBR	1	8	28	36	36.0

**ASSISTS**

Rk	Team	GP	Total	Avg
1	AUS	1	13	13.0
2	GBR	1	8	8.0

**FOULS**

Rk	Team	GP	Total	Avg
1	AUS	1	13	13.0
2	GBR	1	10	10.0

**TURNOVERS**

Rk	Team	GP	Total	Avg
1	GBR	1	17	17.0
2	AUS	1	10	10.0

**STEALS**

Rk	Team	GP	Total	Avg
1	AUS	1	9	9.0
2	GBR	1	2	2.0

**BLOCKED SHOTS**

Rk	Team	GP	Total	Avg
1	AUS	1	4	4.0
2	GBR	1		

**Legend:**

%	Shooting Percentage	<b>Avg</b>	Average per Game	<b>Def</b>	Defensive Rebounds	<b>GP</b>	Games Played
M/A	Made/Attempt	<b>Off</b>	Offensive Rebounds	<b>Rk</b>	Rank		



## TEAM STATISTICS As of 9 SEP 2008

球队技术统计表

### TOTAL FIELD GOALS %

Rk	Team	GP	M/A	%
1	GER	2	45/108	41.7
2	AUS	3	77/190	40.5
3	JPN	3	57/141	40.4
4	CHN	2	46/120	38.3
5	CAN	2	34/91	37.4
6	USA	2	41/113	36.3
7	MEX	3	51/158	32.3
8	NED	2	40/135	29.6
9	BRA	2	27/101	26.7
10	GBR	1	14/54	25.9

### 2 POINTS FIELD GOALS %

Rk	Team	GP	M/A	%
1	GER	2	45/100	45.0
2	JPN	3	56/133	42.1
3	AUS	3	77/185	41.6
4	CHN	2	45/113	39.8
5	CAN	2	34/87	39.1
6	USA	2	41/110	37.3
7	MEX	3	48/132	36.4
8	NED	2	40/129	31.0
9	BRA	2	27/97	27.8
10	GBR	1	14/51	27.5

### 3 POINTS FIELD GOALS %

Rk	Team	GP	M/A	%
1	CHN	2	1/7	14.3
2	JPN	3	1/8	12.5
3	MEX	3	3/26	11.5
4	AUS	3	0/5	0.0
4	BRA	2	0/4	0.0
4	CAN	2	0/4	0.0
4	GBR	1	0/3	0.0
4	GER	2	0/8	0.0
4	NED	2	0/6	0.0
4	USA	2	0/3	0.0

### FREE THROWS %

Rk	Team	GP	M/A	%
1	USA	2	21/36	58.3
2	AUS	3	13/26	50.0
3	CAN	2	8/16	50.0
4	NED	2	11/24	45.8
5	GER	2	10/22	45.5
6	JPN	3	16/37	43.2
7	BRA	2	8/22	36.4
8	MEX	3	12/38	31.6
9	CHN	2	6/21	28.6
10	GBR	1	2/12	16.7

### POINTS FOR

Rk	Team	GP	Total	Avg
1	AUS	3	167	55.7
2	USA	2	103	51.5
3	GER	2	100	50.0
4	CHN	2	99	49.5
5	NED	2	91	45.5
6	JPN	3	131	43.7
7	MEX	3	117	39.0
8	CAN	2	76	38.0
9	BRA	2	62	31.0
10	GBR	1	30	30.0

### POINTS AGAINST

Rk	Team	GP	Total	Avg
1	CAN	2	62	31.0
2	JPN	3	97	32.3
3	GER	2	74	37.0
4	USA	2	80	40.0
5	AUS	3	121	40.3
6	CHN	2	86	43.0
7	NED	2	105	52.5
8	MEX	3	164	54.7
9	GBR	1	59	59.0
10	BRA	2	128	64.0

### REBOUNDS

Rk	Team	GP	Off	Def	Total	Avg
1	GER	2	15	74	89	44.5
1	NED	2	34	55	89	44.5
3	MEX	3	38	91	129	43.0
4	CHN	2	27	57	84	42.0
5	AUS	3	33	91	124	41.3
6	USA	2	17	55	72	36.0
7	GBR	1	8	28	36	36.0
8	BRA	2	16	55	71	35.5
9	JPN	3	20	69	89	29.7
10	CAN	2	10	46	56	28.0

### ASSISTS

Rk	Team	GP	Total	Avg
1	GER	2	31	15.5
2	CHN	2	28	14.0
3	JPN	3	38	12.7
4	AUS	3	34	11.3
5	CAN	2	22	11.0
6	USA	2	20	10.0
7	NED	2	18	9.0
8	GBR	1	8	8.0
9	BRA	2	15	7.5
10	MEX	3	22	7.3

### FOULS

Rk	Team	GP	Total	Avg
1	CHN	2	34	17.0
2	NED	2	32	16.0
3	GER	2	31	15.5
4	AUS	3	42	14.0
5	MEX	3	39	13.0
6	BRA	2	26	13.0
6	USA	2	26	13.0
8	CAN	2	21	10.5
9	JPN	3	30	10.0
10	GBR	1	10	10.0

### TURNOVERS

Rk	Team	GP	Total	Avg
1	MEX	3	72	24.0
2	BRA	2	40	20.0
3	CHN	2	36	18.0
4	GBR	1	17	17.0
5	GER	2	33	16.5
6	USA	2	29	14.5
7	NED	2	28	14.0
8	AUS	3	37	12.3
9	JPN	3	31	10.3
10	CAN	2	17	8.5

### STEALS

Rk	Team	GP	Total	Avg
1	AUS	3	36	12.0
2	CHN	2	20	10.0
3	JPN	3	27	9.0
4	NED	2	17	8.5
5	USA	2	14	7.0
6	GER	2	10	5.0
7	CAN	2	7	3.5
8	MEX	3	10	3.3
9	BRA	2	4	2.0
10	GBR	1	2	2.0

### BLOCKED SHOTS

Rk	Team	GP	Total	Avg
1	AUS	3	6	2.0
2	CHN	2	3	1.5
3	MEX	3	3	1.0
4	NED	2	2	1.0
5	BRA	2	1	0.5
5	CAN	2	1	0.5
5	GER	2	1	0.5
5	USA	2	1	0.5
9	GBR	1		
9	JPN	3		

#### Legend:

%	Shooting Percentage	Avg	Average per Game	Def	Defensive Rebounds	GP	Games Played
M/A	Made/Attempt	Off	Offensive Rebounds	Rk	Rank		



**TEAM STATISTICS** As of 9 SEP 2008

球队技术统计表

**TOTAL FIELD GOALS %**

Rk	Team	GP	M/A	%
1	GER	2	45/108	41.7
2	AUS	3	77/190	40.5
3	JPN	3	67/168	39.9
4	CAN	2	50/127	39.4
5	CHN	2	46/120	38.3
6	USA	2	41/113	36.3
7	MEX	3	51/158	32.3
8	NED	2	40/135	29.6
9	GBR	2	21/72	29.2
10	BRA	3	29/114	25.4

**2 POINTS FIELD GOALS %**

Rk	Team	GP	M/A	%
1	GER	2	45/100	45.0
2	AUS	3	77/185	41.6
3	JPN	3	66/160	41.2
4	CAN	2	49/120	40.8
5	CHN	2	45/113	39.8
6	USA	2	41/110	37.3
7	MEX	3	48/132	36.4
8	NED	2	40/129	31.0
9	GBR	2	21/69	30.4
10	BRA	3	29/110	26.4

**3 POINTS FIELD GOALS %**

Rk	Team	GP	M/A	%
1	CAN	2	1/7	14.3
1	CHN	2	1/7	14.3
3	JPN	3	1/8	12.5
4	MEX	3	3/26	11.5
5	AUS	3	0/5	0.0
5	BRA	3	0/4	0.0
5	GBR	2	0/3	0.0
5	GER	2	0/8	0.0
5	NED	2	0/6	0.0
5	USA	2	0/3	0.0

**FREE THROWS %**

Rk	Team	GP	M/A	%
1	USA	2	21/36	58.3
2	AUS	3	13/26	50.0
3	NED	2	11/24	45.8
4	GER	2	10/22	45.5
5	JPN	3	21/52	40.4
6	CAN	2	10/25	40.0
7	BRA	3	9/26	34.6
8	MEX	3	12/38	31.6
9	CHN	2	6/21	28.6
10	GBR	2	2/13	15.4

**POINTS FOR**

Rk	Team	GP	Total	Avg
1	AUS	3	167	55.7
2	CAN	2	111	55.5
3	JPN	3	156	52.0
4	USA	2	103	51.5
5	GER	2	100	50.0
6	CHN	2	99	49.5
7	NED	2	91	45.5
8	MEX	3	117	39.0
9	BRA	3	67	22.3
10	GBR	2	44	22.0

**POINTS AGAINST**

Rk	Team	GP	Total	Avg
1	GBR	2	64	32.0
2	GER	2	74	37.0
3	USA	2	80	40.0
4	AUS	3	121	40.3
5	CHN	2	86	43.0
6	CAN	2	87	43.5
7	JPN	3	132	44.0
8	BRA	3	142	47.3
9	NED	2	105	52.5
10	MEX	3	164	54.7

**REBOUNDS**

Rk	Team	GP	Off	Def	Total	Avg
1	GER	2	15	74	89	44.5
1	NED	2	34	55	89	44.5
3	MEX	3	38	91	129	43.0
4	CHN	2	27	57	84	42.0
5	AUS	3	33	91	124	41.3
6	CAN	2	18	60	78	39.0
7	JPN	3	28	85	113	37.7
8	USA	2	17	55	72	36.0
9	BRA	3	18	61	79	26.3
10	GBR	2	13	38	51	25.5

**ASSISTS**

Rk	Team	GP	Total	Avg
1	GER	2	31	15.5
2	JPN	3	46	15.3
3	CHN	2	28	14.0
4	CAN	2	26	13.0
5	AUS	3	34	11.3
6	USA	2	20	10.0
7	NED	2	18	9.0
8	MEX	3	22	7.3
9	GBR	2	12	6.0
10	BRA	3	16	5.3

**FOULS**

Rk	Team	GP	Total	Avg
1	CAN	2	34	17.0
1	CHN	2	34	17.0
3	NED	2	32	16.0
4	GER	2	31	15.5
5	AUS	3	42	14.0
6	JPN	3	41	13.7
7	MEX	3	39	13.0
8	USA	2	26	13.0
9	BRA	3	31	10.3
10	GBR	2	12	6.0

**TURNOVERS**

Rk	Team	GP	Total	Avg
1	MEX	3	72	24.0
2	CHN	2	36	18.0
3	GER	2	33	16.5
4	BRA	3	44	14.7
5	USA	2	29	14.5
6	NED	2	28	14.0
7	JPN	3	41	13.7
8	AUS	3	37	12.3
9	CAN	2	22	11.0
10	GBR	2	19	9.5

**STEALS**

Rk	Team	GP	Total	Avg
1	AUS	3	36	12.0
2	JPN	3	31	10.3
3	CHN	2	20	10.0
4	NED	2	17	8.5
5	USA	2	14	7.0
6	CAN	2	11	5.5
7	GER	2	10	5.0
8	MEX	3	10	3.3
9	GBR	2	5	2.5
10	BRA	3	6	2.0

**BLOCKED SHOTS**

Rk	Team	GP	Total	Avg
1	AUS	3	6	2.0
2	CHN	2	3	1.5
3	MEX	3	3	1.0
4	CAN	2	2	1.0
4	NED	2	2	1.0
6	GER	2	1	0.5
6	USA	2	1	0.5
8	BRA	3	1	0.3
9	GBR	2		
9	JPN	3		

**Legend:**

% Shooting Percentage      Avg Average per Game      Def Defensive Rebounds      GP Games Played  
M/A Made/Attempt      Off Offensive Rebounds      Rk Rank



**TEAM STATISTICS** As of 9 SEP 2008

球队技术统计表

**TOTAL FIELD GOALS %**

Rk	Team	GP	M/A	%
1	GER	2	45/108	41.7
2	AUS	3	77/190	40.5
3	JPN	3	67/168	39.9
4	CAN	2	50/127	39.4
5	CHN	2	46/120	38.3
6	USA	2	41/113	36.3
7	GBR	2	44/124	35.5
8	MEX	3	51/158	32.3
9	NED	2	40/135	29.6
10	BRA	3	40/155	25.8

**2 POINTS FIELD GOALS %**

Rk	Team	GP	M/A	%
1	GER	2	45/100	45.0
2	AUS	3	77/185	41.6
3	JPN	3	66/160	41.2
4	CAN	2	49/120	40.8
5	CHN	2	45/113	39.8
6	USA	2	41/110	37.3
7	MEX	3	48/132	36.4
8	GBR	2	44/121	36.4
9	NED	2	40/129	31.0
10	BRA	3	40/147	27.2

**3 POINTS FIELD GOALS %**

Rk	Team	GP	M/A	%
1	CAN	2	1/7	14.3
1	CHN	2	1/7	14.3
3	JPN	3	1/8	12.5
4	MEX	3	3/26	11.5
5	AUS	3	0/5	0.0
5	BRA	3	0/8	0.0
5	GBR	2	0/3	0.0
5	GER	2	0/8	0.0
5	NED	2	0/6	0.0
5	USA	2	0/3	0.0

**FREE THROWS %**

Rk	Team	GP	M/A	%
1	USA	2	21/36	58.3
2	AUS	3	13/26	50.0
3	NED	2	11/24	45.8
4	GER	2	10/22	45.5
5	JPN	3	21/52	40.4
6	CAN	2	10/25	40.0
7	BRA	3	11/29	37.9
8	MEX	3	12/38	31.6
9	CHN	2	6/21	28.6
10	GBR	2	3/20	15.0

**POINTS FOR**

Rk	Team	GP	Total	Avg
1	AUS	3	167	55.7
2	CAN	2	111	55.5
3	JPN	3	156	52.0
4	USA	2	103	51.5
5	GER	2	100	50.0
6	CHN	2	99	49.5
7	GBR	2	91	45.5
7	NED	2	91	45.5
9	MEX	3	117	39.0
10	BRA	3	91	30.3

**POINTS AGAINST**

Rk	Team	GP	Total	Avg
1	GER	2	74	37.0
2	USA	2	80	40.0
3	AUS	3	121	40.3
4	CHN	2	86	43.0
5	CAN	2	87	43.5
6	GBR	2	88	44.0
7	JPN	3	132	44.0
8	NED	2	105	52.5
9	MEX	3	164	54.7
10	BRA	3	189	63.0

**REBOUNDS**

Rk	Team	GP	Off	Def	Total	Avg
1	GER	2	15	74	89	44.5
1	NED	2	34	55	89	44.5
3	GBR	2	23	64	87	43.5
4	MEX	3	38	91	129	43.0
5	CHN	2	27	57	84	42.0
6	AUS	3	33	91	124	41.3
7	CAN	2	18	60	78	39.0
8	JPN	3	28	85	113	37.7
9	USA	2	17	55	72	36.0
10	BRA	3	23	82	105	35.0

**ASSISTS**

Rk	Team	GP	Total	Avg
1	GER	2	31	15.5
2	JPN	3	46	15.3
3	CHN	2	28	14.0
4	CAN	2	26	13.0
5	AUS	3	34	11.3
6	GBR	2	20	10.0
6	USA	2	20	10.0
8	NED	2	18	9.0
9	MEX	3	22	7.3
10	BRA	3	19	6.3

**FOULS**

Rk	Team	GP	Total	Avg
1	CAN	2	34	17.0
1	CHN	2	34	17.0
3	NED	2	32	16.0
4	GER	2	31	15.5
5	AUS	3	42	14.0
6	JPN	3	41	13.7
7	MEX	3	39	13.0
8	USA	2	26	13.0
9	BRA	3	38	12.7
10	GBR	2	18	9.0

**TURNOVERS**

Rk	Team	GP	Total	Avg
1	MEX	3	72	24.0
2	BRA	3	57	19.0
3	CHN	2	36	18.0
4	GER	2	33	16.5
5	USA	2	29	14.5
6	NED	2	28	14.0
7	JPN	3	41	13.7
8	GBR	2	26	13.0
9	AUS	3	37	12.3
10	CAN	2	22	11.0

**STEALS**

Rk	Team	GP	Total	Avg
1	AUS	3	36	12.0
2	JPN	3	31	10.3
3	CHN	2	20	10.0
4	NED	2	17	8.5
5	USA	2	14	7.0
6	CAN	2	11	5.5
7	GER	2	10	5.0
8	GBR	2	9	4.5
9	MEX	3	10	3.3
10	BRA	3	7	2.3

**BLOCKED SHOTS**

Rk	Team	GP	Total	Avg
1	AUS	3	6	2.0
2	CHN	2	3	1.5
3	BRA	3	3	1.0
3	MEX	3	3	1.0
5	CAN	2	2	1.0
5	NED	2	2	1.0
7	GER	2	1	0.5
7	USA	2	1	0.5
9	GBR	2		
9	JPN	3		

**Legend:**

%	Shooting Percentage	Avg	Average per Game	Def	Defensive Rebounds	GP	Games Played
M/A	Made/Attempt	Off	Offensive Rebounds	Rk	Rank		



**TEAM STATISTICS** As of 10 SEP 2008

球队技术统计表

**TOTAL FIELD GOALS %**

Rk	Team	GP	M/A	%
1	JPN	4	93/221	42.1
2	GER	2	45/108	41.7
3	AUS	3	77/190	40.5
4	CAN	2	50/127	39.4
5	CHN	2	46/120	38.3
6	USA	2	41/113	36.3
7	GBR	2	44/124	35.5
8	NED	3	64/195	32.8
9	MEX	3	51/158	32.3
10	BRA	3	40/155	25.8

**2 POINTS FIELD GOALS %**

Rk	Team	GP	M/A	%
1	GER	2	45/100	45.0
2	JPN	4	90/207	43.5
3	AUS	3	77/185	41.6
4	CAN	2	49/120	40.8
5	CHN	2	45/113	39.8
6	USA	2	41/110	37.3
7	MEX	3	48/132	36.4
8	GBR	2	44/121	36.4
9	NED	3	64/187	34.2
10	BRA	3	40/147	27.2

**3 POINTS FIELD GOALS %**

Rk	Team	GP	M/A	%
1	JPN	4	3/14	21.4
2	CAN	2	1/7	14.3
2	CHN	2	1/7	14.3
4	MEX	3	3/26	11.5
5	AUS	3	0/5	0.0
5	BRA	3	0/8	0.0
5	GBR	2	0/3	0.0
5	GER	2	0/8	0.0
5	NED	3	0/8	0.0
5	USA	2	0/3	0.0

**FREE THROWS %**

Rk	Team	GP	M/A	%
1	USA	2	21/36	58.3
2	AUS	3	13/26	50.0
3	JPN	4	32/68	47.1
4	GER	2	10/22	45.5
5	NED	3	12/29	41.4
6	CAN	2	10/25	40.0
7	BRA	3	11/29	37.9
8	MEX	3	12/38	31.6
9	CHN	2	6/21	28.6
10	GBR	2	3/20	15.0

**POINTS FOR**

Rk	Team	GP	Total	Avg
1	AUS	3	167	55.7
2	CAN	2	111	55.5
3	JPN	4	221	55.3
4	USA	2	103	51.5
5	GER	2	100	50.0
6	CHN	2	99	49.5
7	NED	3	140	46.7
8	GBR	2	91	45.5
9	MEX	3	117	39.0
10	BRA	3	91	30.3

**POINTS AGAINST**

Rk	Team	GP	Total	Avg
1	GER	2	74	37.0
2	USA	2	80	40.0
3	AUS	3	121	40.3
4	CHN	2	86	43.0
5	CAN	2	87	43.5
6	GBR	2	88	44.0
7	JPN	4	181	45.3
8	MEX	3	164	54.7
9	NED	3	170	56.7
10	BRA	3	189	63.0

**REBOUNDS**

Rk	Team	GP	Off	Def	Total	Avg
1	GER	2	15	74	89	44.5
2	NED	3	52	79	131	43.7
3	GBR	2	23	64	87	43.5
4	MEX	3	38	91	129	43.0
5	CHN	2	27	57	84	42.0
6	AUS	3	33	91	124	41.3
7	CAN	2	18	60	78	39.0
8	USA	2	17	55	72	36.0
9	BRA	3	23	82	105	35.0
10	JPN	4	32	106	138	34.5

**ASSISTS**

Rk	Team	GP	Total	Avg
1	JPN	4	62	15.5
2	GER	2	31	15.5
3	CHN	2	28	14.0
4	CAN	2	26	13.0
5	AUS	3	34	11.3
6	NED	3	31	10.3
7	GBR	2	20	10.0
7	USA	2	20	10.0
9	MEX	3	22	7.3
10	BRA	3	19	6.3

**FOULS**

Rk	Team	GP	Total	Avg
1	CAN	2	34	17.0
1	CHN	2	34	17.0
3	NED	3	50	16.7
4	GER	2	31	15.5
5	AUS	3	42	14.0
6	MEX	3	39	13.0
7	USA	2	26	13.0
8	JPN	4	51	12.8
9	BRA	3	38	12.7
10	GBR	2	18	9.0

**TURNOVERS**

Rk	Team	GP	Total	Avg
1	MEX	3	72	24.0
2	BRA	3	57	19.0
3	CHN	2	36	18.0
4	GER	2	33	16.5
5	USA	2	29	14.5
6	NED	3	43	14.3
7	GBR	2	26	13.0
8	AUS	3	37	12.3
9	JPN	4	46	11.5
10	CAN	2	22	11.0

**STEALS**

Rk	Team	GP	Total	Avg
1	AUS	3	36	12.0
2	CHN	2	20	10.0
3	JPN	4	36	9.0
4	USA	2	14	7.0
5	NED	3	20	6.7
6	CAN	2	11	5.5
7	GER	2	10	5.0
8	GBR	2	9	4.5
9	MEX	3	10	3.3
10	BRA	3	7	2.3

**BLOCKED SHOTS**

Rk	Team	GP	Total	Avg
1	AUS	3	6	2.0
2	CHN	2	3	1.5
3	NED	3	4	1.3
4	BRA	3	3	1.0
4	MEX	3	3	1.0
6	CAN	2	2	1.0
7	GER	2	1	0.5
7	USA	2	1	0.5
9	GBR	2		
9	JPN	4		

**Legend:**

%	Shooting Percentage	Avg	Average per Game	Def	Defensive Rebounds	GP	Games Played
M/A	Made/Attempt	Off	Offensive Rebounds	Rk	Rank		



**TEAM STATISTICS** As of 10 SEP 2008

球队技术统计表

**TOTAL FIELD GOALS %**

Rk	Team	GP	M/A	%
1	JPN	4	93/221	42.1
2	GER	2	45/108	41.7
3	AUS	3	77/190	40.5
4	CAN	2	50/127	39.4
5	USA	3	67/174	38.5
6	CHN	2	46/120	38.3
7	GBR	3	58/160	36.2
8	NED	3	64/195	32.8
9	MEX	3	51/158	32.3
10	BRA	3	40/155	25.8

**2 POINTS FIELD GOALS %**

Rk	Team	GP	M/A	%
1	GER	2	45/100	45.0
2	JPN	4	90/207	43.5
3	AUS	3	77/185	41.6
4	CAN	2	49/120	40.8
5	CHN	2	45/113	39.8
6	USA	3	67/169	39.6
7	GBR	3	57/155	36.8
8	MEX	3	48/132	36.4
9	NED	3	64/187	34.2
10	BRA	3	40/147	27.2

**3 POINTS FIELD GOALS %**

Rk	Team	GP	M/A	%
1	JPN	4	3/14	21.4
2	GBR	3	1/5	20.0
3	CAN	2	1/7	14.3
3	CHN	2	1/7	14.3
5	MEX	3	3/26	11.5
6	AUS	3	0/5	0.0
6	BRA	3	0/8	0.0
6	GER	2	0/8	0.0
6	NED	3	0/8	0.0
6	USA	3	0/5	0.0

**FREE THROWS %**

Rk	Team	GP	M/A	%
1	USA	3	25/49	51.0
2	AUS	3	13/26	50.0
3	JPN	4	32/68	47.1
4	GER	2	10/22	45.5
5	NED	3	12/29	41.4
6	CAN	2	10/25	40.0
7	BRA	3	11/29	37.9
8	MEX	3	12/38	31.6
9	CHN	2	6/21	28.6
10	GBR	3	5/26	19.2

**POINTS FOR**

Rk	Team	GP	Total	Avg
1	AUS	3	167	55.7
2	CAN	2	111	55.5
3	JPN	4	221	55.3
4	USA	3	159	53.0
5	GER	2	100	50.0
6	CHN	2	99	49.5
7	NED	3	140	46.7
8	GBR	3	122	40.7
9	MEX	3	117	39.0
10	BRA	3	91	30.3

**POINTS AGAINST**

Rk	Team	GP	Total	Avg
1	GER	2	74	37.0
2	USA	3	111	37.0
3	AUS	3	121	40.3
4	CHN	2	86	43.0
5	CAN	2	87	43.5
6	JPN	4	181	45.3
7	GBR	3	144	48.0
8	MEX	3	164	54.7
9	NED	3	170	56.7
10	BRA	3	189	63.0

**REBOUNDS**

Rk	Team	GP	Off	Def	Total	Avg
1	GER	2	15	74	89	44.5
2	NED	3	52	79	131	43.7
3	MEX	3	38	91	129	43.0
4	CHN	2	27	57	84	42.0
5	AUS	3	33	91	124	41.3
6	CAN	2	18	60	78	39.0
7	GBR	3	29	87	116	38.7
8	USA	3	31	77	108	36.0
9	BRA	3	23	82	105	35.0
10	JPN	4	32	106	138	34.5

**ASSISTS**

Rk	Team	GP	Total	Avg
1	JPN	4	62	15.5
2	GER	2	31	15.5
3	CHN	2	28	14.0
4	CAN	2	26	13.0
5	AUS	3	34	11.3
6	NED	3	31	10.3
6	USA	3	31	10.3
8	GBR	3	25	8.3
9	MEX	3	22	7.3
10	BRA	3	19	6.3

**FOULS**

Rk	Team	GP	Total	Avg
1	CAN	2	34	17.0
1	CHN	2	34	17.0
3	NED	3	50	16.7
4	GER	2	31	15.5
5	AUS	3	42	14.0
6	MEX	3	39	13.0
7	JPN	4	51	12.8
8	BRA	3	38	12.7
9	USA	3	35	11.7
10	GBR	3	32	10.7

**TURNOVERS**

Rk	Team	GP	Total	Avg
1	MEX	3	72	24.0
2	BRA	3	57	19.0
3	CHN	2	36	18.0
4	GBR	3	50	16.7
5	GER	2	33	16.5
6	NED	3	43	14.3
7	AUS	3	37	12.3
7	USA	3	37	12.3
9	JPN	4	46	11.5
10	CAN	2	22	11.0

**STEALS**

Rk	Team	GP	Total	Avg
1	AUS	3	36	12.0
2	CHN	2	20	10.0
3	JPN	4	36	9.0
4	USA	3	24	8.0
5	NED	3	20	6.7
6	CAN	2	11	5.5
7	GER	2	10	5.0
8	GBR	3	12	4.0
9	MEX	3	10	3.3
10	BRA	3	7	2.3

**BLOCKED SHOTS**

Rk	Team	GP	Total	Avg
1	AUS	3	6	2.0
2	CHN	2	3	1.5
3	NED	3	4	1.3
4	BRA	3	3	1.0
4	MEX	3	3	1.0
6	CAN	2	2	1.0
7	GER	2	1	0.5
8	USA	3	1	0.3
9	GBR	3		
9	JPN	4		

**Legend:**

%	Shooting Percentage	<b>Avg</b>	Average per Game	<b>Def</b>	Defensive Rebounds	<b>GP</b>	Games Played
M/A	Made/Attempt	<b>Off</b>	Offensive Rebounds	<b>Rk</b>	Rank		





**TEAM STATISTICS** As of 10 SEP 2008

球队技术统计表

**TOTAL FIELD GOALS %**

Rk	Team	GP	M/A	%
1	JPN	4	93/221	42.1
2	GER	2	45/108	41.7
3	AUS	3	77/190	40.5
4	CAN	3	78/194	40.2
5	USA	3	67/174	38.5
6	CHN	3	67/182	36.8
7	GBR	3	58/160	36.2
8	NED	3	64/195	32.8
9	MEX	3	51/158	32.3
10	BRA	3	40/155	25.8

**2 POINTS FIELD GOALS %**

Rk	Team	GP	M/A	%
1	GER	2	45/100	45.0
2	JPN	4	90/207	43.5
3	CAN	3	76/180	42.2
4	AUS	3	77/185	41.6
5	USA	3	67/169	39.6
6	CHN	3	66/172	38.4
7	GBR	3	57/155	36.8
8	MEX	3	48/132	36.4
9	NED	3	64/187	34.2
10	BRA	3	40/147	27.2

**3 POINTS FIELD GOALS %**

Rk	Team	GP	M/A	%
1	JPN	4	3/14	21.4
2	GBR	3	1/5	20.0
3	CAN	3	2/14	14.3
4	MEX	3	3/26	11.5
5	CHN	3	1/10	10.0
6	AUS	3	0/5	0.0
6	BRA	3	0/8	0.0
6	GER	2	0/8	0.0
6	NED	3	0/8	0.0
6	USA	3	0/5	0.0

**FREE THROWS %**

Rk	Team	GP	M/A	%
1	USA	3	25/49	51.0
2	AUS	3	13/26	50.0
3	JPN	4	32/68	47.1
4	GER	2	10/22	45.5
5	NED	3	12/29	41.4
6	BRA	3	11/29	37.9
7	CAN	3	15/45	33.3
8	MEX	3	12/38	31.6
9	CHN	3	8/30	26.7
10	GBR	3	5/26	19.2

**POINTS FOR**

Rk	Team	GP	Total	Avg
1	CAN	3	173	57.7
2	AUS	3	167	55.7
3	JPN	4	221	55.3
4	USA	3	159	53.0
5	GER	2	100	50.0
6	CHN	3	143	47.7
7	NED	3	140	46.7
8	GBR	3	122	40.7
9	MEX	3	117	39.0
10	BRA	3	91	30.3

**POINTS AGAINST**

Rk	Team	GP	Total	Avg
1	GER	2	74	37.0
2	USA	3	111	37.0
3	AUS	3	121	40.3
4	CAN	3	131	43.7
5	JPN	4	181	45.3
6	GBR	3	144	48.0
7	CHN	3	148	49.3
8	MEX	3	164	54.7
9	NED	3	170	56.7
10	BRA	3	189	63.0

**REBOUNDS**

Rk	Team	GP	Off	Def	Total	Avg
1	GER	2	15	74	89	44.5
2	NED	3	52	79	131	43.7
3	MEX	3	38	91	129	43.0
4	CAN	3	35	92	127	42.3
5	CHN	3	40	85	125	41.7
6	AUS	3	33	91	124	41.3
7	GBR	3	29	87	116	38.7
8	USA	3	31	77	108	36.0
9	BRA	3	23	82	105	35.0
10	JPN	4	32	106	138	34.5

**ASSISTS**

Rk	Team	GP	Total	Avg
1	JPN	4	62	15.5
2	GER	2	31	15.5
3	CAN	3	43	14.3
4	CHN	3	41	13.7
5	AUS	3	34	11.3
6	NED	3	31	10.3
6	USA	3	31	10.3
8	GBR	3	25	8.3
9	MEX	3	22	7.3
10	BRA	3	19	6.3

**FOULS**

Rk	Team	GP	Total	Avg
1	NED	3	50	16.7
2	CHN	3	48	16.0
3	GER	2	31	15.5
4	AUS	3	42	14.0
4	CAN	3	42	14.0
6	MEX	3	39	13.0
7	JPN	4	51	12.8
8	BRA	3	38	12.7
9	USA	3	35	11.7
10	GBR	3	32	10.7

**TURNOVERS**

Rk	Team	GP	Total	Avg
1	MEX	3	72	24.0
2	BRA	3	57	19.0
2	CHN	3	57	19.0
4	GBR	3	50	16.7
5	GER	2	33	16.5
6	NED	3	43	14.3
7	AUS	3	37	12.3
7	USA	3	37	12.3
9	CAN	3	36	12.0
10	JPN	4	46	11.5

**STEALS**

Rk	Team	GP	Total	Avg
1	AUS	3	36	12.0
2	JPN	4	36	9.0
3	CHN	3	27	9.0
4	USA	3	24	8.0
5	CAN	3	23	7.7
6	NED	3	20	6.7
7	GER	2	10	5.0
8	GBR	3	12	4.0
9	MEX	3	10	3.3
10	BRA	3	7	2.3

**BLOCKED SHOTS**

Rk	Team	GP	Total	Avg
1	AUS	3	6	2.0
2	CAN	3	4	1.3
2	CHN	3	4	1.3
2	NED	3	4	1.3
5	BRA	3	3	1.0
5	MEX	3	3	1.0
7	GER	2	1	0.5
8	USA	3	1	0.3
9	GBR	3		
9	JPN	4		

**Legend:**

%	Shooting Percentage	Avg	Average per Game	Def	Defensive Rebounds	GP	Games Played
M/A	Made/Attempt	Off	Offensive Rebounds	Rk	Rank		



## TEAM STATISTICS As of 10 SEP 2008

球队技术统计表

### TOTAL FIELD GOALS %

Rk	Team	GP	M/A	%
1	GER	3	72/161	44.7
2	JPN	4	93/221	42.1
3	AUS	4	102/247	41.3
4	CAN	3	78/194	40.2
5	USA	3	67/174	38.5
6	CHN	3	67/182	36.8
7	GBR	3	58/160	36.2
8	NED	3	64/195	32.8
9	MEX	3	51/158	32.3
10	BRA	3	40/155	25.8

### 2 POINTS FIELD GOALS %

Rk	Team	GP	M/A	%
1	GER	3	72/153	47.1
2	JPN	4	90/207	43.5
3	AUS	4	102/238	42.8
4	CAN	3	76/180	42.2
5	USA	3	67/169	39.6
6	CHN	3	66/172	38.4
7	GBR	3	57/155	36.8
8	MEX	3	48/132	36.4
9	NED	3	64/187	34.2
10	BRA	3	40/147	27.2

### 3 POINTS FIELD GOALS %

Rk	Team	GP	M/A	%
1	JPN	4	3/14	21.4
2	GBR	3	1/5	20.0
3	CAN	3	2/14	14.3
4	MEX	3	3/26	11.5
5	CHN	3	1/10	10.0
6	AUS	4	0/9	0.0
6	BRA	3	0/8	0.0
6	GER	3	0/8	0.0
6	NED	3	0/8	0.0
6	USA	3	0/5	0.0

### FREE THROWS %

Rk	Team	GP	M/A	%
1	USA	3	25/49	51.0
2	JPN	4	32/68	47.1
3	GER	3	20/45	44.4
4	NED	3	12/29	41.4
5	AUS	4	19/49	38.8
6	BRA	3	11/29	37.9
7	CAN	3	15/45	33.3
8	MEX	3	12/38	31.6
9	CHN	3	8/30	26.7
10	GBR	3	5/26	19.2

### POINTS FOR

Rk	Team	GP	Total	Avg
1	CAN	3	173	57.7
2	AUS	4	223	55.8
3	JPN	4	221	55.3
4	GER	3	164	54.7
5	USA	3	159	53.0
6	CHN	3	143	47.7
7	NED	3	140	46.7
8	GBR	3	122	40.7
9	MEX	3	117	39.0
10	BRA	3	91	30.3

### POINTS AGAINST

Rk	Team	GP	Total	Avg
1	USA	3	111	37.0
2	GER	3	130	43.3
3	CAN	3	131	43.7
4	JPN	4	181	45.3
5	AUS	4	185	46.3
6	GBR	3	144	48.0
7	CHN	3	148	49.3
8	MEX	3	164	54.7
9	NED	3	170	56.7
10	BRA	3	189	63.0

### REBOUNDS

Rk	Team	GP	Off	Def	Total	Avg
1	GER	3	26	105	131	43.7
1	NED	3	52	79	131	43.7
3	MEX	3	38	91	129	43.0
4	CAN	3	35	92	127	42.3
5	CHN	3	40	85	125	41.7
6	AUS	4	41	114	155	38.8
7	GBR	3	29	87	116	38.7
8	USA	3	31	77	108	36.0
9	BRA	3	23	82	105	35.0
10	JPN	4	32	106	138	34.5

### ASSISTS

Rk	Team	GP	Total	Avg
1	JPN	4	62	15.5
2	CAN	3	43	14.3
2	GER	3	43	14.3
4	CHN	3	41	13.7
5	NED	3	31	10.3
5	USA	3	31	10.3
7	AUS	4	39	9.8
8	GBR	3	25	8.3
9	MEX	3	22	7.3
10	BRA	3	19	6.3

### FOULS

Rk	Team	GP	Total	Avg
1	GER	3	52	17.3
2	AUS	4	68	17.0
3	NED	3	50	16.7
4	CHN	3	48	16.0
5	CAN	3	42	14.0
6	MEX	3	39	13.0
7	JPN	4	51	12.8
8	BRA	3	38	12.7
9	USA	3	35	11.7
10	GBR	3	32	10.7

### TURNOVERS

Rk	Team	GP	Total	Avg
1	MEX	3	72	24.0
2	BRA	3	57	19.0
2	CHN	3	57	19.0
4	GBR	3	50	16.7
5	GER	3	49	16.3
6	NED	3	43	14.3
7	USA	3	37	12.3
8	CAN	3	36	12.0
9	AUS	4	47	11.8
10	JPN	4	46	11.5

### STEALS

Rk	Team	GP	Total	Avg
1	AUS	4	41	10.3
2	JPN	4	36	9.0
3	CHN	3	27	9.0
4	USA	3	24	8.0
5	CAN	3	23	7.7
6	NED	3	20	6.7
7	GBR	3	12	4.0
8	GER	3	11	3.7
9	MEX	3	10	3.3
10	BRA	3	7	2.3

### BLOCKED SHOTS

Rk	Team	GP	Total	Avg
1	AUS	4	9	2.3
2	CAN	3	4	1.3
2	CHN	3	4	1.3
2	NED	3	4	1.3
5	BRA	3	3	1.0
5	MEX	3	3	1.0
7	GER	3	1	0.3
7	USA	3	1	0.3
9	GBR	3		
9	JPN	4		

#### Legend:

%	Shooting Percentage	Avg	Average per Game	Def	Defensive Rebounds	GP	Games Played
M/A	Made/Attempt	Off	Offensive Rebounds	Rk	Rank		



**TEAM STATISTICS** As of 11 SEP 2008

球队技术统计表

**TOTAL FIELD GOALS %**

Rk	Team	GP	M/A	%
1	GER	3	72/161	44.7
2	JPN	4	93/221	42.1
3	AUS	4	102/247	41.3
4	CAN	3	78/194	40.2
5	USA	4	97/242	40.1
6	CHN	3	67/182	36.8
7	GBR	3	58/160	36.2
8	NED	3	64/195	32.8
9	MEX	3	51/158	32.3
10	BRA	4	58/205	28.3

**2 POINTS FIELD GOALS %**

Rk	Team	GP	M/A	%
1	GER	3	72/153	47.1
2	JPN	4	90/207	43.5
3	AUS	4	102/238	42.8
4	CAN	3	76/180	42.2
5	USA	4	97/236	41.1
6	CHN	3	66/172	38.4
7	GBR	3	57/155	36.8
8	MEX	3	48/132	36.4
9	NED	3	64/187	34.2
10	BRA	4	58/194	29.9

**3 POINTS FIELD GOALS %**

Rk	Team	GP	M/A	%
1	JPN	4	3/14	21.4
2	GBR	3	1/5	20.0
3	CAN	3	2/14	14.3
4	MEX	3	3/26	11.5
5	CHN	3	1/10	10.0
6	AUS	4	0/9	0.0
6	BRA	4	0/11	0.0
6	GER	3	0/8	0.0
6	NED	3	0/8	0.0
6	USA	4	0/6	0.0

**FREE THROWS %**

Rk	Team	GP	M/A	%
1	USA	4	33/64	51.6
2	JPN	4	32/68	47.1
3	GER	3	20/45	44.4
4	NED	3	12/29	41.4
5	AUS	4	19/49	38.8
6	BRA	4	13/36	36.1
7	CAN	3	15/45	33.3
8	MEX	3	12/38	31.6
9	CHN	3	8/30	26.7
10	GBR	3	5/26	19.2

**POINTS FOR**

Rk	Team	GP	Total	Avg
1	CAN	3	173	57.7
2	USA	4	227	56.8
3	AUS	4	223	55.8
4	JPN	4	221	55.3
5	GER	3	164	54.7
6	CHN	3	143	47.7
7	NED	3	140	46.7
8	GBR	3	122	40.7
9	MEX	3	117	39.0
10	BRA	4	129	32.3

**POINTS AGAINST**

Rk	Team	GP	Total	Avg
1	USA	4	149	37.3
2	GER	3	130	43.3
3	CAN	3	131	43.7
4	JPN	4	181	45.3
5	AUS	4	185	46.3
6	GBR	3	144	48.0
7	CHN	3	148	49.3
8	MEX	3	164	54.7
9	NED	3	170	56.7
10	BRA	4	257	64.3

**REBOUNDS**

Rk	Team	GP	Off	Def	Total	Avg
1	GER	3	26	105	131	43.7
1	NED	3	52	79	131	43.7
3	MEX	3	38	91	129	43.0
4	CAN	3	35	92	127	42.3
5	CHN	3	40	85	125	41.7
6	AUS	4	41	114	155	38.8
7	GBR	3	29	87	116	38.7
8	BRA	4	32	115	147	36.8
9	USA	4	39	102	141	35.3
10	JPN	4	32	106	138	34.5

**ASSISTS**

Rk	Team	GP	Total	Avg
1	JPN	4	62	15.5
2	CAN	3	43	14.3
2	GER	3	43	14.3
4	CHN	3	41	13.7
5	USA	4	53	13.3
6	NED	3	31	10.3
7	AUS	4	39	9.8
8	GBR	3	25	8.3
9	MEX	3	22	7.3
10	BRA	4	24	6.0

**FOULS**

Rk	Team	GP	Total	Avg
1	GER	3	52	17.3
2	AUS	4	68	17.0
3	NED	3	50	16.7
4	CHN	3	48	16.0
5	CAN	3	42	14.0
6	MEX	3	39	13.0
7	JPN	4	51	12.8
8	BRA	4	49	12.3
9	USA	4	48	12.0
10	GBR	3	32	10.7

**TURNOVERS**

Rk	Team	GP	Total	Avg
1	MEX	3	72	24.0
2	BRA	4	84	21.0
3	CHN	3	57	19.0
4	GBR	3	50	16.7
5	GER	3	49	16.3
6	NED	3	43	14.3
7	CAN	3	36	12.0
8	AUS	4	47	11.8
9	JPN	4	46	11.5
10	USA	4	42	10.5

**STEALS**

Rk	Team	GP	Total	Avg
1	AUS	4	41	10.3
1	USA	4	41	10.3
3	JPN	4	36	9.0
4	CHN	3	27	9.0
5	CAN	3	23	7.7
6	NED	3	20	6.7
7	GBR	3	12	4.0
8	GER	3	11	3.7
9	MEX	3	10	3.3
10	BRA	4	10	2.5

**BLOCKED SHOTS**

Rk	Team	GP	Total	Avg
1	AUS	4	9	2.3
2	CAN	3	4	1.3
2	CHN	3	4	1.3
2	NED	3	4	1.3
5	MEX	3	3	1.0
6	BRA	4	3	0.8
6	USA	4	3	0.8
8	GER	3	1	0.3
9	GBR	3		
9	JPN	4		

**Legend:**

%	Shooting Percentage	Avg	Average per Game	Def	Defensive Rebounds	GP	Games Played
M/A	Made/Attempt	Off	Offensive Rebounds	Rk	Rank		



## TEAM STATISTICS As of 11 SEP 2008

球队技术统计表

### TOTAL FIELD GOALS %

Rk	Team	GP	M/A	%
1	GER	4	95/215	44.2
2	JPN	4	93/221	42.1
3	AUS	4	102/247	41.3
4	CAN	3	78/194	40.2
5	USA	4	97/242	40.1
6	GBR	4	78/212	36.8
7	CHN	3	67/182	36.8
8	NED	3	64/195	32.8
9	MEX	3	51/158	32.3
10	BRA	4	58/205	28.3

### 2 POINTS FIELD GOALS %

Rk	Team	GP	M/A	%
1	GER	4	95/206	46.1
2	JPN	4	90/207	43.5
3	AUS	4	102/238	42.8
4	CAN	3	76/180	42.2
5	USA	4	97/236	41.1
6	CHN	3	66/172	38.4
7	GBR	4	77/207	37.2
8	MEX	3	48/132	36.4
9	NED	3	64/187	34.2
10	BRA	4	58/194	29.9

### 3 POINTS FIELD GOALS %

Rk	Team	GP	M/A	%
1	JPN	4	3/14	21.4
2	GBR	4	1/5	20.0
3	CAN	3	2/14	14.3
4	MEX	3	3/26	11.5
5	CHN	3	1/10	10.0
6	AUS	4	0/9	0.0
6	BRA	4	0/11	0.0
6	GER	4	0/9	0.0
6	NED	3	0/8	0.0
6	USA	4	0/6	0.0

### FREE THROWS %

Rk	Team	GP	M/A	%
1	USA	4	33/64	51.6
2	JPN	4	32/68	47.1
3	GER	4	24/51	47.1
4	NED	3	12/29	41.4
5	AUS	4	19/49	38.8
6	BRA	4	13/36	36.1
7	CAN	3	15/45	33.3
8	MEX	3	12/38	31.6
9	CHN	3	8/30	26.7
10	GBR	4	9/44	20.5

### POINTS FOR

Rk	Team	GP	Total	Avg
1	CAN	3	173	57.7
2	USA	4	227	56.8
3	AUS	4	223	55.8
4	JPN	4	221	55.3
5	GER	4	214	53.5
6	CHN	3	143	47.7
7	NED	3	140	46.7
8	GBR	4	166	41.5
9	MEX	3	117	39.0
10	BRA	4	129	32.3

### POINTS AGAINST

Rk	Team	GP	Total	Avg
1	USA	4	149	37.3
2	GER	4	174	43.5
3	CAN	3	131	43.7
4	JPN	4	181	45.3
5	AUS	4	185	46.3
6	GBR	4	194	48.5
7	CHN	3	148	49.3
8	MEX	3	164	54.7
9	NED	3	170	56.7
10	BRA	4	257	64.3

### REBOUNDS

Rk	Team	GP	Off	Def	Total	Avg
1	NED	3	52	79	131	43.7
2	MEX	3	38	91	129	43.0
3	CAN	3	35	92	127	42.3
4	CHN	3	40	85	125	41.7
5	GER	4	30	134	164	41.0
6	AUS	4	41	114	155	38.8
7	BRA	4	32	115	147	36.8
7	GBR	4	37	110	147	36.8
9	USA	4	39	102	141	35.3
10	JPN	4	32	106	138	34.5

### ASSISTS

Rk	Team	GP	Total	Avg
1	JPN	4	62	15.5
2	CAN	3	43	14.3
3	GER	4	56	14.0
4	CHN	3	41	13.7
5	USA	4	53	13.3
6	NED	3	31	10.3
7	AUS	4	39	9.8
8	GBR	4	33	8.3
9	MEX	3	22	7.3
10	BRA	4	24	6.0

### FOULS

Rk	Team	GP	Total	Avg
1	GER	4	71	17.8
2	AUS	4	68	17.0
3	NED	3	50	16.7
4	CHN	3	48	16.0
5	CAN	3	42	14.0
6	MEX	3	39	13.0
7	JPN	4	51	12.8
8	BRA	4	49	12.3
9	USA	4	48	12.0
10	GBR	4	41	10.3

### TURNOVERS

Rk	Team	GP	Total	Avg
1	MEX	3	72	24.0
2	BRA	4	84	21.0
3	CHN	3	57	19.0
4	GER	4	65	16.3
5	GBR	4	64	16.0
6	NED	3	43	14.3
7	CAN	3	36	12.0
8	AUS	4	47	11.8
9	JPN	4	46	11.5
10	USA	4	42	10.5

### STEALS

Rk	Team	GP	Total	Avg
1	AUS	4	41	10.3
1	USA	4	41	10.3
3	JPN	4	36	9.0
4	CHN	3	27	9.0
5	CAN	3	23	7.7
6	NED	3	20	6.7
7	GBR	4	21	5.3
8	GER	4	18	4.5
9	MEX	3	10	3.3
10	BRA	4	10	2.5

### BLOCKED SHOTS

Rk	Team	GP	Total	Avg
1	AUS	4	9	2.3
2	CAN	3	4	1.3
2	CHN	3	4	1.3
2	NED	3	4	1.3
5	MEX	3	3	1.0
6	BRA	4	3	0.8
6	USA	4	3	0.8
8	GER	4	1	0.3
9	GBR	4		
9	JPN	4		

#### Legend:

%	Shooting Percentage	Avg	Average per Game	Def	Defensive Rebounds	GP	Games Played
M/A	Made/Attempt	Off	Offensive Rebounds	Rk	Rank		



**TEAM STATISTICS** As of 11 SEP 2008

球队技术统计表

**TOTAL FIELD GOALS %**

Rk	Team	GP	M/A	%
1	GER	4	95/215	44.2
2	JPN	4	93/221	42.1
3	CAN	4	109/261	41.8
4	AUS	4	102/247	41.3
5	USA	4	97/242	40.1
6	GBR	4	78/212	36.8
7	CHN	3	67/182	36.8
8	MEX	4	67/199	33.7
9	NED	3	64/195	32.8
10	BRA	4	58/205	28.3

**2 POINTS FIELD GOALS %**

Rk	Team	GP	M/A	%
1	GER	4	95/206	46.1
2	CAN	4	107/242	44.2
3	JPN	4	90/207	43.5
4	AUS	4	102/238	42.8
5	USA	4	97/236	41.1
6	CHN	3	66/172	38.4
7	GBR	4	77/207	37.2
8	MEX	4	62/167	37.1
9	NED	3	64/187	34.2
10	BRA	4	58/194	29.9

**3 POINTS FIELD GOALS %**

Rk	Team	GP	M/A	%
1	JPN	4	3/14	21.4
2	GBR	4	1/5	20.0
3	MEX	4	5/32	15.6
4	CAN	4	2/19	10.5
5	CHN	3	1/10	10.0
6	AUS	4	0/9	0.0
6	BRA	4	0/11	0.0
6	GER	4	0/9	0.0
6	NED	3	0/8	0.0
6	USA	4	0/6	0.0

**FREE THROWS %**

Rk	Team	GP	M/A	%
1	USA	4	33/64	51.6
2	JPN	4	32/68	47.1
3	GER	4	24/51	47.1
4	NED	3	12/29	41.4
5	CAN	4	24/60	40.0
6	AUS	4	19/49	38.8
7	BRA	4	13/36	36.1
8	MEX	4	16/45	35.6
9	CHN	3	8/30	26.7
10	GBR	4	9/44	20.5

**POINTS FOR**

Rk	Team	GP	Total	Avg
1	CAN	4	244	61.0
2	USA	4	227	56.8
3	AUS	4	223	55.8
4	JPN	4	221	55.3
5	GER	4	214	53.5
6	CHN	3	143	47.7
7	NED	3	140	46.7
8	GBR	4	166	41.5
9	MEX	4	155	38.8
10	BRA	4	129	32.3

**POINTS AGAINST**

Rk	Team	GP	Total	Avg
1	USA	4	149	37.3
2	CAN	4	169	42.3
3	GER	4	174	43.5
4	JPN	4	181	45.3
5	AUS	4	185	46.3
6	GBR	4	194	48.5
7	CHN	3	148	49.3
8	NED	3	170	56.7
9	MEX	4	235	58.8
10	BRA	4	257	64.3

**REBOUNDS**

Rk	Team	GP	Off	Def	Total	Avg
1	NED	3	52	79	131	43.7
2	CHN	3	40	85	125	41.7
3	CAN	4	51	115	166	41.5
4	GER	4	30	134	164	41.0
5	AUS	4	41	114	155	38.8
5	MEX	4	40	115	155	38.8
7	BRA	4	32	115	147	36.8
7	GBR	4	37	110	147	36.8
9	USA	4	39	102	141	35.3
10	JPN	4	32	106	138	34.5

**ASSISTS**

Rk	Team	GP	Total	Avg
1	JPN	4	62	15.5
2	CAN	4	56	14.0
2	GER	4	56	14.0
4	CHN	3	41	13.7
5	USA	4	53	13.3
6	NED	3	31	10.3
7	AUS	4	39	9.8
8	GBR	4	33	8.3
9	MEX	4	28	7.0
10	BRA	4	24	6.0

**FOULS**

Rk	Team	GP	Total	Avg
1	GER	4	71	17.8
2	AUS	4	68	17.0
3	NED	3	50	16.7
4	CHN	3	48	16.0
5	MEX	4	55	13.8
6	JPN	4	51	12.8
7	BRA	4	49	12.3
8	CAN	4	48	12.0
8	USA	4	48	12.0
10	GBR	4	41	10.3

**TURNOVERS**

Rk	Team	GP	Total	Avg
1	MEX	4	98	24.5
2	BRA	4	84	21.0
3	CHN	3	57	19.0
4	GER	4	65	16.3
5	GBR	4	64	16.0
6	NED	3	43	14.3
7	CAN	4	48	12.0
8	AUS	4	47	11.8
9	JPN	4	46	11.5
10	USA	4	42	10.5

**STEALS**

Rk	Team	GP	Total	Avg
1	AUS	4	41	10.3
1	USA	4	41	10.3
3	CAN	4	36	9.0
3	JPN	4	36	9.0
5	CHN	3	27	9.0
6	NED	3	20	6.7
7	GBR	4	21	5.3
8	GER	4	18	4.5
9	MEX	4	17	4.3
10	BRA	4	10	2.5

**BLOCKED SHOTS**

Rk	Team	GP	Total	Avg
1	AUS	4	9	2.3
2	CHN	3	4	1.3
2	NED	3	4	1.3
4	CAN	4	4	1.0
5	BRA	4	3	0.8
5	MEX	4	3	0.8
5	USA	4	3	0.8
8	GER	4	1	0.3
9	GBR	4		
9	JPN	4		

**Legend:**

%	Shooting Percentage	Avg	Average per Game	Def	Defensive Rebounds	GP	Games Played
M/A	Made/Attempt	Off	Offensive Rebounds	Rk	Rank		



**TEAM STATISTICS** As of 7 SEP 2008

球队技术统计表

**TOTAL FIELD GOALS %**

Rk	Team	GP	M/A	%
1	AUS	1	27/65	41.5
2	MEX	1	20/54	37.0
3	NED	1	25/76	32.9
4	GBR	1	14/54	25.9

**2 POINTS FIELD GOALS %**

Rk	Team	GP	M/A	%
1	MEX	1	19/44	43.2
2	AUS	1	27/64	42.2
3	NED	1	25/74	33.8
4	GBR	1	14/51	27.5

**3 POINTS FIELD GOALS %**

Rk	Team	GP	M/A	%
1	MEX	1	1/10	10.0
2	AUS	1	0/1	0.0
2	GBR	1	0/3	0.0
2	NED	1	0/2	0.0

**FREE THROWS %**

Rk	Team	GP	M/A	%
1	AUS	1	5/7	71.4
2	MEX	1	5/8	62.5
3	NED	1	9/17	52.9
4	GBR	1	2/12	16.7

**POINTS FOR**

Rk	Team	GP	Total	Avg
1	AUS	1	59	59.0
1	NED	1	59	59.0
3	MEX	1	46	46.0
4	GBR	1	30	30.0

**POINTS AGAINST**

Rk	Team	GP	Total	Avg
1	AUS	1	30	30.0
2	NED	1	46	46.0
3	GBR	1	59	59.0
3	MEX	1	59	59.0

**REBOUNDS**

Rk	Team	GP	Off	Def	Total	Avg
1	AUS	1	11	38	49	49.0
2	MEX	1	11	36	47	47.0
3	NED	1	19	24	43	43.0
4	GBR	1	8	28	36	36.0

**ASSISTS**

Rk	Team	GP	Total	Avg
1	AUS	1	13	13.0
2	NED	1	9	9.0
3	GBR	1	8	8.0
4	MEX	1	6	6.0

**FOULS**

Rk	Team	GP	Total	Avg
1	NED	1	15	15.0
2	MEX	1	14	14.0
3	AUS	1	13	13.0
4	GBR	1	10	10.0

**TURNOVERS**

Rk	Team	GP	Total	Avg
1	MEX	1	22	22.0
2	GBR	1	17	17.0
3	AUS	1	10	10.0
4	NED	1	6	6.0

**STEALS**

Rk	Team	GP	Total	Avg
1	NED	1	13	13.0
2	AUS	1	9	9.0
3	GBR	1	2	2.0
4	MEX	1	1	1.0

**BLOCKED SHOTS**

Rk	Team	GP	Total	Avg
1	AUS	1	4	4.0
2	NED	1	2	2.0
3	MEX	1	1	1.0
4	GBR	1		

**Legend:**

%	Shooting Percentage	<b>Avg</b>	Average per Game	<b>Def</b>	Defensive Rebounds	<b>GP</b>	Games Played
M/A	Made/Attempt	<b>Off</b>	Average per Game Offensive Rebounds	<b>Rk</b>	Rank		



**TEAM STATISTICS** As of 11 SEP 2008

球队技术统计表

**TOTAL FIELD GOALS %**

Rk	Team	GP	M/A	%
1	GER	4	95/215	44.2
2	JPN	4	93/221	42.1
3	CAN	4	109/261	41.8
4	AUS	4	102/247	41.3
5	USA	4	97/242	40.1
6	CHN	4	83/225	36.9
7	GBR	4	78/212	36.8
8	NED	4	86/254	33.8
9	MEX	4	67/199	33.7
10	BRA	4	58/205	28.3

**2 POINTS FIELD GOALS %**

Rk	Team	GP	M/A	%
1	GER	4	95/206	46.1
2	CAN	4	107/242	44.2
3	JPN	4	90/207	43.5
4	AUS	4	102/238	42.8
5	USA	4	97/236	41.1
6	CHN	4	82/214	38.3
7	GBR	4	77/207	37.2
8	MEX	4	62/167	37.1
9	NED	4	85/245	34.7
10	BRA	4	58/194	29.9

**3 POINTS FIELD GOALS %**

Rk	Team	GP	M/A	%
1	JPN	4	3/14	21.4
2	GBR	4	1/5	20.0
3	MEX	4	5/32	15.6
4	NED	4	1/9	11.1
5	CAN	4	2/19	10.5
6	CHN	4	1/11	9.1
7	AUS	4	0/9	0.0
7	BRA	4	0/11	0.0
7	GER	4	0/9	0.0
7	USA	4	0/6	0.0

**FREE THROWS %**

Rk	Team	GP	M/A	%
1	USA	4	33/64	51.6
2	JPN	4	32/68	47.1
3	GER	4	24/51	47.1
4	CAN	4	24/60	40.0
5	NED	4	18/45	40.0
6	AUS	4	19/49	38.8
7	BRA	4	13/36	36.1
8	MEX	4	16/45	35.6
9	CHN	4	11/43	25.6
10	GBR	4	9/44	20.5

**POINTS FOR**

Rk	Team	GP	Total	Avg
1	CAN	4	244	61.0
2	USA	4	227	56.8
3	AUS	4	223	55.8
4	JPN	4	221	55.3
5	GER	4	214	53.5
6	NED	4	191	47.8
7	CHN	4	178	44.5
8	GBR	4	166	41.5
9	MEX	4	155	38.8
10	BRA	4	129	32.3

**POINTS AGAINST**

Rk	Team	GP	Total	Avg
1	USA	4	149	37.3
2	CAN	4	169	42.3
3	GER	4	174	43.5
4	JPN	4	181	45.3
5	AUS	4	185	46.3
6	GBR	4	194	48.5
7	CHN	4	199	49.8
8	NED	4	205	51.3
9	MEX	4	235	58.8
10	BRA	4	257	64.3

**REBOUNDS**

Rk	Team	GP	Off	Def	Total	Avg
1	NED	4	67	102	169	42.3
2	CAN	4	51	115	166	41.5
3	GER	4	30	134	164	41.0
4	CHN	4	48	109	157	39.3
5	AUS	4	41	114	155	38.8
5	MEX	4	40	115	155	38.8
7	BRA	4	32	115	147	36.8
7	GBR	4	37	110	147	36.8
9	USA	4	39	102	141	35.3
10	JPN	4	32	106	138	34.5

**ASSISTS**

Rk	Team	GP	Total	Avg
1	JPN	4	62	15.5
2	CAN	4	56	14.0
2	GER	4	56	14.0
4	USA	4	53	13.3
5	CHN	4	50	12.5
6	AUS	4	39	9.8
6	NED	4	39	9.8
8	GBR	4	33	8.3
9	MEX	4	28	7.0
10	BRA	4	24	6.0

**FOULS**

Rk	Team	GP	Total	Avg
1	GER	4	71	17.8
2	AUS	4	68	17.0
3	NED	4	67	16.8
4	CHN	4	63	15.8
5	MEX	4	55	13.8
6	JPN	4	51	12.8
7	BRA	4	49	12.3
8	CAN	4	48	12.0
8	USA	4	48	12.0
10	GBR	4	41	10.3

**TURNOVERS**

Rk	Team	GP	Total	Avg
1	MEX	4	98	24.5
2	BRA	4	84	21.0
3	CHN	4	82	20.5
4	GER	4	65	16.3
5	GBR	4	64	16.0
6	NED	4	59	14.8
7	CAN	4	48	12.0
8	AUS	4	47	11.8
9	JPN	4	46	11.5
10	USA	4	42	10.5

**STEALS**

Rk	Team	GP	Total	Avg
1	AUS	4	41	10.3
1	USA	4	41	10.3
3	CAN	4	36	9.0
3	JPN	4	36	9.0
5	CHN	4	33	8.3
6	NED	4	31	7.8
7	GBR	4	21	5.3
8	GER	4	18	4.5
9	MEX	4	17	4.3
10	BRA	4	10	2.5

**BLOCKED SHOTS**

Rk	Team	GP	Total	Avg
1	AUS	4	9	2.3
2	NED	4	6	1.5
3	CAN	4	4	1.0
3	CHN	4	4	1.0
5	BRA	4	3	0.8
5	MEX	4	3	0.8
5	USA	4	3	0.8
8	GER	4	1	0.3
9	GBR	4		
9	JPN	4		

**Legend:**

%	Shooting Percentage	Avg	Average per Game	Def	Defensive Rebounds	GP	Games Played
M/A	Made/Attempt	Off	Offensive Rebounds	Rk	Rank		



**TEAM STATISTICS** As of 12 SEP 2008

球队技术统计表

**TOTAL FIELD GOALS %**

Rk	Team	GP	M/A	%
1	GER	4	95/215	44.2
2	JPN	4	93/221	42.1
3	USA	5	130/310	41.9
4	CAN	4	109/261	41.8
5	AUS	4	102/247	41.3
6	GBR	4	78/212	36.8
7	CHN	5	98/274	35.8
8	NED	4	86/254	33.8
9	MEX	4	67/199	33.7
10	BRA	4	58/205	28.3

**2 POINTS FIELD GOALS %**

Rk	Team	GP	M/A	%
1	GER	4	95/206	46.1
2	CAN	4	107/242	44.2
3	JPN	4	90/207	43.5
4	AUS	4	102/238	42.8
5	USA	5	129/302	42.7
6	GBR	4	77/207	37.2
7	MEX	4	62/167	37.1
8	CHN	5	97/262	37.0
9	NED	4	85/245	34.7
10	BRA	4	58/194	29.9

**3 POINTS FIELD GOALS %**

Rk	Team	GP	M/A	%
1	JPN	4	3/14	21.4
2	GBR	4	1/5	20.0
3	MEX	4	5/32	15.6
4	USA	5	1/8	12.5
5	NED	4	1/9	11.1
6	CAN	4	2/19	10.5
7	CHN	5	1/12	8.3
8	AUS	4	0/9	0.0
8	BRA	4	0/11	0.0
8	GER	4	0/9	0.0

**FREE THROWS %**

Rk	Team	GP	M/A	%
1	USA	5	41/77	53.2
2	JPN	4	32/68	47.1
3	GER	4	24/51	47.1
4	CAN	4	24/60	40.0
5	NED	4	18/45	40.0
6	AUS	4	19/49	38.8
7	BRA	4	13/36	36.1
8	MEX	4	16/45	35.6
9	CHN	5	12/49	24.5
10	GBR	4	9/44	20.5

**POINTS FOR**

Rk	Team	GP	Total	Avg
1	CAN	4	244	61.0
2	USA	5	302	60.4
3	AUS	4	223	55.8
4	JPN	4	221	55.3
5	GER	4	214	53.5
6	NED	4	191	47.8
7	CHN	5	209	41.8
8	GBR	4	166	41.5
9	MEX	4	155	38.8
10	BRA	4	129	32.3

**POINTS AGAINST**

Rk	Team	GP	Total	Avg
1	USA	5	180	36.0
2	CAN	4	169	42.3
3	GER	4	174	43.5
4	JPN	4	181	45.3
5	AUS	4	185	46.3
6	GBR	4	194	48.5
7	NED	4	205	51.3
8	CHN	5	274	54.8
9	MEX	4	235	58.8
10	BRA	4	257	64.3

**REBOUNDS**

Rk	Team	GP	Off	Def	Total	Avg
1	NED	4	67	102	169	42.3
2	CAN	4	51	115	166	41.5
3	GER	4	30	134	164	41.0
4	AUS	4	41	114	155	38.8
4	MEX	4	40	115	155	38.8
6	CHN	5	57	134	191	38.2
7	BRA	4	32	115	147	36.8
7	GBR	4	37	110	147	36.8
9	USA	5	52	129	181	36.2
10	JPN	4	32	106	138	34.5

**ASSISTS**

Rk	Team	GP	Total	Avg
1	JPN	4	62	15.5
2	USA	5	76	15.2
3	CAN	4	56	14.0
3	GER	4	56	14.0
5	CHN	5	60	12.0
6	AUS	4	39	9.8
6	NED	4	39	9.8
8	GBR	4	33	8.3
9	MEX	4	28	7.0
10	BRA	4	24	6.0

**FOULS**

Rk	Team	GP	Total	Avg
1	GER	4	71	17.8
2	AUS	4	68	17.0
3	NED	4	67	16.8
4	CHN	5	79	15.8
5	MEX	4	55	13.8
6	JPN	4	51	12.8
7	BRA	4	49	12.3
8	USA	5	60	12.0
9	CAN	4	48	12.0
10	GBR	4	41	10.3

**TURNOVERS**

Rk	Team	GP	Total	Avg
1	MEX	4	98	24.5
2	CHN	5	106	21.2
3	BRA	4	84	21.0
4	GER	4	65	16.3
5	GBR	4	64	16.0
6	NED	4	59	14.8
7	CAN	4	48	12.0
8	AUS	4	47	11.8
9	JPN	4	46	11.5
10	USA	5	50	10.0

**STEALS**

Rk	Team	GP	Total	Avg
1	USA	5	59	11.8
2	AUS	4	41	10.3
3	CAN	4	36	9.0
3	JPN	4	36	9.0
5	NED	4	31	7.8
6	CHN	5	37	7.4
7	GBR	4	21	5.3
8	GER	4	18	4.5
9	MEX	4	17	4.3
10	BRA	4	10	2.5

**BLOCKED SHOTS**

Rk	Team	GP	Total	Avg
1	AUS	4	9	2.3
2	NED	4	6	1.5
3	USA	5	5	1.0
4	CAN	4	4	1.0
5	CHN	5	4	0.8
6	BRA	4	3	0.8
6	MEX	4	3	0.8
8	GER	4	1	0.3
9	GBR	4		
9	JPN	4		

**Legend:**

%	Shooting Percentage	Avg	Average per Game	Def	Defensive Rebounds	GP	Games Played
M/A	Made/Attempt	Off	Offensive Rebounds	Rk	Rank		





## TEAM STATISTICS As of 12 SEP 2008

球队技术统计表

### TOTAL FIELD GOALS %

Rk	Team	GP	M/A	%
1	GER	4	95/215	44.2
2	USA	5	130/310	41.9
3	CAN	4	109/261	41.8
4	AUS	4	102/247	41.3
5	JPN	5	110/272	40.4
6	CHN	5	98/274	35.8
7	GBR	5	95/269	35.3
8	NED	4	86/254	33.8
9	MEX	4	67/199	33.7
10	BRA	4	58/205	28.3

### 2 POINTS FIELD GOALS %

Rk	Team	GP	M/A	%
1	GER	4	95/206	46.1
2	CAN	4	107/242	44.2
3	AUS	4	102/238	42.8
4	USA	5	129/302	42.7
5	JPN	5	106/254	41.7
6	MEX	4	62/167	37.1
7	CHN	5	97/262	37.0
8	GBR	5	94/262	35.9
9	NED	4	85/245	34.7
10	BRA	4	58/194	29.9

### 3 POINTS FIELD GOALS %

Rk	Team	GP	M/A	%
1	JPN	5	4/18	22.2
2	MEX	4	5/32	15.6
3	GBR	5	1/7	14.3
4	USA	5	1/8	12.5
5	NED	4	1/9	11.1
6	CAN	4	2/19	10.5
7	CHN	5	1/12	8.3
8	AUS	4	0/9	0.0
8	BRA	4	0/11	0.0
8	GER	4	0/9	0.0

### FREE THROWS %

Rk	Team	GP	M/A	%
1	USA	5	41/77	53.2
2	JPN	5	42/87	48.3
3	GER	4	24/51	47.1
4	CAN	4	24/60	40.0
5	NED	4	18/45	40.0
6	AUS	4	19/49	38.8
7	BRA	4	13/36	36.1
8	MEX	4	16/45	35.6
9	GBR	5	13/52	25.0
10	CHN	5	12/49	24.5

### POINTS FOR

Rk	Team	GP	Total	Avg
1	CAN	4	244	61.0
2	USA	5	302	60.4
3	AUS	4	223	55.8
4	GER	4	214	53.5
5	JPN	5	266	53.2
6	NED	4	191	47.8
7	CHN	5	209	41.8
8	GBR	5	204	40.8
9	MEX	4	155	38.8
10	BRA	4	129	32.3

### POINTS AGAINST

Rk	Team	GP	Total	Avg
1	USA	5	180	36.0
2	CAN	4	169	42.3
3	GER	4	174	43.5
4	JPN	5	219	43.8
5	AUS	4	185	46.3
6	GBR	5	239	47.8
7	NED	4	205	51.3
8	CHN	5	274	54.8
9	MEX	4	235	58.8
10	BRA	4	257	64.3

### REBOUNDS

Rk	Team	GP	Off	Def	Total	Avg
1	NED	4	67	102	169	42.3
2	CAN	4	51	115	166	41.5
3	GER	4	30	134	164	41.0
4	AUS	4	41	114	155	38.8
4	MEX	4	40	115	155	38.8
6	CHN	5	57	134	191	38.2
7	GBR	5	45	139	184	36.8
8	BRA	4	32	115	147	36.8
9	USA	5	52	129	181	36.2
10	JPN	5	41	138	179	35.8

### ASSISTS

Rk	Team	GP	Total	Avg
1	USA	5	76	15.2
2	JPN	5	73	14.6
3	CAN	4	56	14.0
3	GER	4	56	14.0
5	CHN	5	60	12.0
6	AUS	4	39	9.8
6	NED	4	39	9.8
8	GBR	5	42	8.4
9	MEX	4	28	7.0
10	BRA	4	24	6.0

### FOULS

Rk	Team	GP	Total	Avg
1	GER	4	71	17.8
2	AUS	4	68	17.0
3	NED	4	67	16.8
4	CHN	5	79	15.8
5	MEX	4	55	13.8
6	JPN	5	66	13.2
7	BRA	4	49	12.3
8	USA	5	60	12.0
9	CAN	4	48	12.0
10	GBR	5	59	11.8

### TURNOVERS

Rk	Team	GP	Total	Avg
1	MEX	4	98	24.5
2	CHN	5	106	21.2
3	BRA	4	84	21.0
4	GER	4	65	16.3
5	GBR	5	74	14.8
6	NED	4	59	14.8
7	CAN	4	48	12.0
8	JPN	5	59	11.8
9	AUS	4	47	11.8
10	USA	5	50	10.0

### STEALS

Rk	Team	GP	Total	Avg
1	USA	5	59	11.8
2	AUS	4	41	10.3
3	CAN	4	36	9.0
4	JPN	5	39	7.8
5	NED	4	31	7.8
6	CHN	5	37	7.4
7	GBR	5	23	4.6
8	GER	4	18	4.5
9	MEX	4	17	4.3
10	BRA	4	10	2.5

### BLOCKED SHOTS

Rk	Team	GP	Total	Avg
1	AUS	4	9	2.3
2	NED	4	6	1.5
3	USA	5	5	1.0
4	CAN	4	4	1.0
5	CHN	5	4	0.8
6	BRA	4	3	0.8
6	MEX	4	3	0.8
8	GER	4	1	0.3
9	GBR	5		
9	JPN	5		

#### Legend:

%	Shooting Percentage	Avg	Average per Game	Def	Defensive Rebounds	GP	Games Played
M/A	Made/Attempt	Off	Offensive Rebounds	Rk	Rank		



**TEAM STATISTICS** As of 12 SEP 2008

球队技术统计表

**TOTAL FIELD GOALS %**

Rk	Team	GP	M/A	%
1	GER	5	114/265	43.0
2	USA	5	130/310	41.9
3	CAN	4	109/261	41.8
4	AUS	4	102/247	41.3
5	JPN	5	110/272	40.4
6	CHN	5	98/274	35.8
7	GBR	5	95/269	35.3
8	MEX	4	67/199	33.7
9	NED	5	98/311	31.5
10	BRA	4	58/205	28.3

**2 POINTS FIELD GOALS %**

Rk	Team	GP	M/A	%
1	GER	5	114/256	44.5
2	CAN	4	107/242	44.2
3	AUS	4	102/238	42.8
4	USA	5	129/302	42.7
5	JPN	5	106/254	41.7
6	MEX	4	62/167	37.1
7	CHN	5	97/262	37.0
8	GBR	5	94/262	35.9
9	NED	5	95/292	32.5
10	BRA	4	58/194	29.9

**3 POINTS FIELD GOALS %**

Rk	Team	GP	M/A	%
1	JPN	5	4/18	22.2
2	NED	5	3/19	15.8
3	MEX	4	5/32	15.6
4	GBR	5	1/7	14.3
5	USA	5	1/8	12.5
6	CAN	4	2/19	10.5
7	CHN	5	1/12	8.3
8	AUS	4	0/9	0.0
8	BRA	4	0/11	0.0
8	GER	5	0/9	0.0

**FREE THROWS %**

Rk	Team	GP	M/A	%
1	USA	5	41/77	53.2
2	GER	5	29/59	49.2
3	JPN	5	42/87	48.3
4	NED	5	20/47	42.6
5	CAN	4	24/60	40.0
6	AUS	4	19/49	38.8
7	BRA	4	13/36	36.1
8	MEX	4	16/45	35.6
9	GBR	5	13/52	25.0
10	CHN	5	12/49	24.5

**POINTS FOR**

Rk	Team	GP	Total	Avg
1	CAN	4	244	61.0
2	USA	5	302	60.4
3	AUS	4	223	55.8
4	JPN	5	266	53.2
5	GER	5	257	51.4
6	NED	5	219	43.8
7	CHN	5	209	41.8
8	GBR	5	204	40.8
9	MEX	4	155	38.8
10	BRA	4	129	32.3

**POINTS AGAINST**

Rk	Team	GP	Total	Avg
1	USA	5	180	36.0
2	GER	5	202	40.4
3	CAN	4	169	42.3
4	JPN	5	219	43.8
5	AUS	4	185	46.3
6	GBR	5	239	47.8
7	NED	5	248	49.6
8	CHN	5	274	54.8
9	MEX	4	235	58.8
10	BRA	4	257	64.3

**REBOUNDS**

Rk	Team	GP	Off	Def	Total	Avg
1	GER	5	37	171	208	41.6
2	CAN	4	51	115	166	41.5
3	NED	5	73	128	201	40.2
4	AUS	4	41	114	155	38.8
4	MEX	4	40	115	155	38.8
6	CHN	5	57	134	191	38.2
7	GBR	5	45	139	184	36.8
8	BRA	4	32	115	147	36.8
9	USA	5	52	129	181	36.2
10	JPN	5	41	138	179	35.8

**ASSISTS**

Rk	Team	GP	Total	Avg
1	USA	5	76	15.2
2	JPN	5	73	14.6
3	CAN	4	56	14.0
4	GER	5	66	13.2
5	CHN	5	60	12.0
6	AUS	4	39	9.8
7	NED	5	43	8.6
8	GBR	5	42	8.4
9	MEX	4	28	7.0
10	BRA	4	24	6.0

**FOULS**

Rk	Team	GP	Total	Avg
1	AUS	4	68	17.0
2	NED	5	81	16.2
3	CHN	5	79	15.8
4	GER	5	77	15.4
5	MEX	4	55	13.8
6	JPN	5	66	13.2
7	BRA	4	49	12.3
8	USA	5	60	12.0
9	CAN	4	48	12.0
10	GBR	5	59	11.8

**TURNOVERS**

Rk	Team	GP	Total	Avg
1	MEX	4	98	24.5
2	CHN	5	106	21.2
3	BRA	4	84	21.0
4	GER	5	79	15.8
5	GBR	5	74	14.8
6	NED	5	68	13.6
7	CAN	4	48	12.0
8	JPN	5	59	11.8
9	AUS	4	47	11.8
10	USA	5	50	10.0

**STEALS**

Rk	Team	GP	Total	Avg
1	USA	5	59	11.8
2	AUS	4	41	10.3
3	CAN	4	36	9.0
4	JPN	5	39	7.8
4	NED	5	39	7.8
6	CHN	5	37	7.4
7	GBR	5	23	4.6
8	MEX	4	17	4.3
9	GER	5	21	4.2
10	BRA	4	10	2.5

**BLOCKED SHOTS**

Rk	Team	GP	Total	Avg
1	AUS	4	9	2.3
2	NED	5	6	1.2
3	USA	5	5	1.0
4	CAN	4	4	1.0
5	CHN	5	4	0.8
6	BRA	4	3	0.8
6	MEX	4	3	0.8
8	GER	5	1	0.2
9	GBR	5		
9	JPN	5		

**Legend:**

%	Shooting Percentage	Avg	Average per Game	Def	Defensive Rebounds	GP	Games Played
M/A	Made/Attempt	Off	Offensive Rebounds	Rk	Rank		



**TEAM STATISTICS** As of 12 SEP 2008

球队技术统计表

**TOTAL FIELD GOALS %**

Rk	Team	GP	M/A	%
1	GER	5	114/265	43.0
2	USA	5	130/310	41.9
3	AUS	5	123/297	41.4
4	CAN	5	129/314	41.1
5	JPN	5	110/272	40.4
6	CHN	5	98/274	35.8
7	GBR	5	95/269	35.3
8	MEX	4	67/199	33.7
9	NED	5	98/311	31.5
10	BRA	4	58/205	28.3

**2 POINTS FIELD GOALS %**

Rk	Team	GP	M/A	%
1	GER	5	114/256	44.5
2	CAN	5	127/291	43.6
3	AUS	5	123/286	43.0
4	USA	5	129/302	42.7
5	JPN	5	106/254	41.7
6	MEX	4	62/167	37.1
7	CHN	5	97/262	37.0
8	GBR	5	94/262	35.9
9	NED	5	95/292	32.5
10	BRA	4	58/194	29.9

**3 POINTS FIELD GOALS %**

Rk	Team	GP	M/A	%
1	JPN	5	4/18	22.2
2	NED	5	3/19	15.8
3	MEX	4	5/32	15.6
4	GBR	5	1/7	14.3
5	USA	5	1/8	12.5
6	CAN	5	2/23	8.7
7	CHN	5	1/12	8.3
8	AUS	5	0/11	0.0
8	BRA	4	0/11	0.0
8	GER	5	0/9	0.0

**FREE THROWS %**

Rk	Team	GP	M/A	%
1	USA	5	41/77	53.2
2	GER	5	29/59	49.2
3	JPN	5	42/87	48.3
4	CAN	5	33/77	42.8
5	NED	5	20/47	42.6
6	AUS	5	30/80	37.5
7	BRA	4	13/36	36.1
8	MEX	4	16/45	35.6
9	GBR	5	13/52	25.0
10	CHN	5	12/49	24.5

**POINTS FOR**

Rk	Team	GP	Total	Avg
1	USA	5	302	60.4
2	CAN	5	293	58.6
3	AUS	5	276	55.2
4	JPN	5	266	53.2
5	GER	5	257	51.4
6	NED	5	219	43.8
7	CHN	5	209	41.8
8	GBR	5	204	40.8
9	MEX	4	155	38.8
10	BRA	4	129	32.3

**POINTS AGAINST**

Rk	Team	GP	Total	Avg
1	USA	5	180	36.0
2	GER	5	202	40.4
3	JPN	5	219	43.8
4	CAN	5	222	44.4
5	AUS	5	234	46.8
6	GBR	5	239	47.8
7	NED	5	248	49.6
8	CHN	5	274	54.8
9	MEX	4	235	58.8
10	BRA	4	257	64.3

**REBOUNDS**

Rk	Team	GP	Off	Def	Total	Avg
1	GER	5	37	171	208	41.6
2	CAN	5	60	147	207	41.4
3	NED	5	73	128	201	40.2
4	MEX	4	40	115	155	38.8
5	CHN	5	57	134	191	38.2
6	AUS	5	47	141	188	37.6
7	GBR	5	45	139	184	36.8
8	BRA	4	32	115	147	36.8
9	USA	5	52	129	181	36.2
10	JPN	5	41	138	179	35.8

**ASSISTS**

Rk	Team	GP	Total	Avg
1	USA	5	76	15.2
2	JPN	5	73	14.6
3	CAN	5	67	13.4
4	GER	5	66	13.2
5	CHN	5	60	12.0
6	AUS	5	51	10.2
7	NED	5	43	8.6
8	GBR	5	42	8.4
9	MEX	4	28	7.0
10	BRA	4	24	6.0

**FOULS**

Rk	Team	GP	Total	Avg
1	AUS	5	88	17.6
2	NED	5	81	16.2
3	CHN	5	79	15.8
4	GER	5	77	15.4
5	CAN	5	75	15.0
6	MEX	4	55	13.8
7	JPN	5	66	13.2
8	BRA	4	49	12.3
9	USA	5	60	12.0
10	GBR	5	59	11.8

**TURNOVERS**

Rk	Team	GP	Total	Avg
1	MEX	4	98	24.5
2	CHN	5	106	21.2
3	BRA	4	84	21.0
4	GER	5	79	15.8
5	GBR	5	74	14.8
6	CAN	5	68	13.6
6	NED	5	68	13.6
8	AUS	5	63	12.6
9	JPN	5	59	11.8
10	USA	5	50	10.0

**STEALS**

Rk	Team	GP	Total	Avg
1	USA	5	59	11.8
2	AUS	5	52	10.4
3	CAN	5	46	9.2
4	JPN	5	39	7.8
4	NED	5	39	7.8
6	CHN	5	37	7.4
7	GBR	5	23	4.6
8	MEX	4	17	4.3
9	GER	5	21	4.2
10	BRA	4	10	2.5

**BLOCKED SHOTS**

Rk	Team	GP	Total	Avg
1	AUS	5	10	2.0
2	NED	5	6	1.2
3	CAN	5	5	1.0
3	USA	5	5	1.0
5	CHN	5	4	0.8
6	BRA	4	3	0.8
6	MEX	4	3	0.8
8	GER	5	1	0.2
9	GBR	5		
9	JPN	5		

**Legend:**

%	Shooting Percentage	Avg	Average per Game	Def	Defensive Rebounds	GP	Games Played
M/A	Made/Attempt	Off	Offensive Rebounds	Rk	Rank		



**TEAM STATISTICS** As of 13 SEP 2008

球队技术统计表

**TOTAL FIELD GOALS %**

Rk	Team	GP	M/A	%
1	GER	5	114/265	43.0
2	AUS	6	144/345	41.7
3	CAN	5	129/314	41.1
4	USA	6	154/380	40.5
5	JPN	5	110/272	40.4
6	CHN	5	98/274	35.8
7	GBR	5	95/269	35.3
8	MEX	4	67/199	33.7
9	NED	5	98/311	31.5
10	BRA	4	58/205	28.3

**2 POINTS FIELD GOALS %**

Rk	Team	GP	M/A	%
1	GER	5	114/256	44.5
2	CAN	5	127/291	43.6
3	AUS	6	144/331	43.5
4	JPN	5	106/254	41.7
5	USA	6	152/368	41.3
6	MEX	4	62/167	37.1
7	CHN	5	97/262	37.0
8	GBR	5	94/262	35.9
9	NED	5	95/292	32.5
10	BRA	4	58/194	29.9

**3 POINTS FIELD GOALS %**

Rk	Team	GP	M/A	%
1	JPN	5	4/18	22.2
2	USA	6	2/12	16.7
3	NED	5	3/19	15.8
4	MEX	4	5/32	15.6
5	GBR	5	1/7	14.3
6	CAN	5	2/23	8.7
7	CHN	5	1/12	8.3
8	AUS	6	0/14	0.0
8	BRA	4	0/11	0.0
8	GER	5	0/9	0.0

**FREE THROWS %**

Rk	Team	GP	M/A	%
1	USA	6	52/99	52.5
2	GER	5	29/59	49.2
3	JPN	5	42/87	48.3
4	CAN	5	33/77	42.8
5	NED	5	20/47	42.6
6	AUS	6	35/95	36.8
7	BRA	4	13/36	36.1
8	MEX	4	16/45	35.6
9	GBR	5	13/52	25.0
10	CHN	5	12/49	24.5

**POINTS FOR**

Rk	Team	GP	Total	Avg
1	USA	6	362	60.3
2	CAN	5	293	58.6
3	AUS	6	323	53.8
4	JPN	5	266	53.2
5	GER	5	257	51.4
6	NED	5	219	43.8
7	CHN	5	209	41.8
8	GBR	5	204	40.8
9	MEX	4	155	38.8
10	BRA	4	129	32.3

**POINTS AGAINST**

Rk	Team	GP	Total	Avg
1	USA	6	227	37.8
2	GER	5	202	40.4
3	JPN	5	219	43.8
4	CAN	5	222	44.4
5	GBR	5	239	47.8
6	AUS	6	294	49.0
7	NED	5	248	49.6
8	CHN	5	274	54.8
9	MEX	4	235	58.8
10	BRA	4	257	64.3

**REBOUNDS**

Rk	Team	GP	Off	Def	Total	Avg
1	GER	5	37	171	208	41.6
2	CAN	5	60	147	207	41.4
3	NED	5	73	128	201	40.2
4	MEX	4	40	115	155	38.8
5	AUS	6	53	176	229	38.2
6	CHN	5	57	134	191	38.2
7	USA	6	68	158	226	37.7
8	GBR	5	45	139	184	36.8
9	BRA	4	32	115	147	36.8
10	JPN	5	41	138	179	35.8

**ASSISTS**

Rk	Team	GP	Total	Avg
1	JPN	5	73	14.6
2	USA	6	85	14.2
3	CAN	5	67	13.4
4	GER	5	66	13.2
5	CHN	5	60	12.0
6	AUS	6	59	9.8
7	NED	5	43	8.6
8	GBR	5	42	8.4
9	MEX	4	28	7.0
10	BRA	4	24	6.0

**FOULS**

Rk	Team	GP	Total	Avg
1	AUS	6	102	17.0
2	NED	5	81	16.2
3	CHN	5	79	15.8
4	GER	5	77	15.4
5	CAN	5	75	15.0
6	MEX	4	55	13.8
7	JPN	5	66	13.2
8	BRA	4	49	12.3
9	USA	6	72	12.0
10	GBR	5	59	11.8

**TURNOVERS**

Rk	Team	GP	Total	Avg
1	MEX	4	98	24.5
2	CHN	5	106	21.2
3	BRA	4	84	21.0
4	GER	5	79	15.8
5	AUS	6	90	15.0
6	GBR	5	74	14.8
7	CAN	5	68	13.6
7	NED	5	68	13.6
9	JPN	5	59	11.8
10	USA	6	61	10.2

**STEALS**

Rk	Team	GP	Total	Avg
1	USA	6	72	12.0
2	AUS	6	60	10.0
3	CAN	5	46	9.2
4	JPN	5	39	7.8
4	NED	5	39	7.8
6	CHN	5	37	7.4
7	GBR	5	23	4.6
8	MEX	4	17	4.3
9	GER	5	21	4.2
10	BRA	4	10	2.5

**BLOCKED SHOTS**

Rk	Team	GP	Total	Avg
1	AUS	6	10	1.7
2	USA	6	7	1.2
3	NED	5	6	1.2
4	CAN	5	5	1.0
5	CHN	5	4	0.8
6	BRA	4	3	0.8
6	MEX	4	3	0.8
8	GER	5	1	0.2
9	GBR	5		
9	JPN	5		

**Legend:**

%	Shooting Percentage	Avg	Average per Game	Def	Defensive Rebounds	GP	Games Played
M/A	Made/Attempt	Off	Offensive Rebounds	Rk	Rank		



**TEAM STATISTICS** As of 13 SEP 2008

球队技术统计表

**TOTAL FIELD GOALS %**

Rk	Team	GP	M/A	%
1	GER	6	140/317	44.2
2	AUS	6	144/345	41.7
3	CAN	5	129/314	41.1
4	USA	6	154/380	40.5
5	JPN	6	124/322	38.5
6	CHN	5	98/274	35.8
7	GBR	5	95/269	35.3
8	MEX	4	67/199	33.7
9	NED	5	98/311	31.5
10	BRA	4	58/205	28.3

**2 POINTS FIELD GOALS %**

Rk	Team	GP	M/A	%
1	GER	6	140/307	45.6
2	CAN	5	127/291	43.6
3	AUS	6	144/331	43.5
4	USA	6	152/368	41.3
5	JPN	6	119/295	40.3
6	MEX	4	62/167	37.1
7	CHN	5	97/262	37.0
8	GBR	5	94/262	35.9
9	NED	5	95/292	32.5
10	BRA	4	58/194	29.9

**3 POINTS FIELD GOALS %**

Rk	Team	GP	M/A	%
1	JPN	6	5/27	18.5
2	USA	6	2/12	16.7
3	NED	5	3/19	15.8
4	MEX	4	5/32	15.6
5	GBR	5	1/7	14.3
6	CAN	5	2/23	8.7
7	CHN	5	1/12	8.3
8	AUS	6	0/14	0.0
8	BRA	4	0/11	0.0
8	GER	6	0/10	0.0

**FREE THROWS %**

Rk	Team	GP	M/A	%
1	USA	6	52/99	52.5
2	JPN	6	53/103	51.5
3	GER	6	37/76	48.7
4	CAN	5	33/77	42.8
5	NED	5	20/47	42.6
6	AUS	6	35/95	36.8
7	BRA	4	13/36	36.1
8	MEX	4	16/45	35.6
9	GBR	5	13/52	25.0
10	CHN	5	12/49	24.5

**POINTS FOR**

Rk	Team	GP	Total	Avg
1	USA	6	362	60.3
2	CAN	5	293	58.6
3	AUS	6	323	53.8
4	GER	6	317	52.8
5	JPN	6	306	51.0
6	NED	5	219	43.8
7	CHN	5	209	41.8
8	GBR	5	204	40.8
9	MEX	4	155	38.8
10	BRA	4	129	32.3

**POINTS AGAINST**

Rk	Team	GP	Total	Avg
1	USA	6	227	37.8
2	GER	6	242	40.3
3	CAN	5	222	44.4
4	JPN	6	279	46.5
5	GBR	5	239	47.8
6	AUS	6	294	49.0
7	NED	5	248	49.6
8	CHN	5	274	54.8
9	MEX	4	235	58.8
10	BRA	4	257	64.3

**REBOUNDS**

Rk	Team	GP	Off	Def	Total	Avg
1	CAN	5	60	147	207	41.4
2	GER	6	45	201	246	41.0
3	NED	5	73	128	201	40.2
4	MEX	4	40	115	155	38.8
5	AUS	6	53	176	229	38.2
6	CHN	5	57	134	191	38.2
7	USA	6	68	158	226	37.7
8	GBR	5	45	139	184	36.8
9	BRA	4	32	115	147	36.8
10	JPN	6	48	160	208	34.7

**ASSISTS**

Rk	Team	GP	Total	Avg
1	USA	6	85	14.2
2	JPN	6	81	13.5
3	CAN	5	67	13.4
4	GER	6	78	13.0
5	CHN	5	60	12.0
6	AUS	6	59	9.8
7	NED	5	43	8.6
8	GBR	5	42	8.4
9	MEX	4	28	7.0
10	BRA	4	24	6.0

**FOULS**

Rk	Team	GP	Total	Avg
1	AUS	6	102	17.0
2	NED	5	81	16.2
3	CHN	5	79	15.8
4	GER	6	92	15.3
5	CAN	5	75	15.0
6	JPN	6	84	14.0
7	MEX	4	55	13.8
8	BRA	4	49	12.3
9	USA	6	72	12.0
10	GBR	5	59	11.8

**TURNOVERS**

Rk	Team	GP	Total	Avg
1	MEX	4	98	24.5
2	CHN	5	106	21.2
3	BRA	4	84	21.0
4	GER	6	92	15.3
5	AUS	6	90	15.0
6	GBR	5	74	14.8
7	CAN	5	68	13.6
7	NED	5	68	13.6
9	JPN	6	72	12.0
10	USA	6	61	10.2

**STEALS**

Rk	Team	GP	Total	Avg
1	USA	6	72	12.0
2	AUS	6	60	10.0
3	CAN	5	46	9.2
4	JPN	6	47	7.8
5	NED	5	39	7.8
6	CHN	5	37	7.4
7	GER	6	29	4.8
8	GBR	5	23	4.6
9	MEX	4	17	4.3
10	BRA	4	10	2.5

**BLOCKED SHOTS**

Rk	Team	GP	Total	Avg
1	AUS	6	10	1.7
2	USA	6	7	1.2
3	NED	5	6	1.2
4	CAN	5	5	1.0
5	CHN	5	4	0.8
6	BRA	4	3	0.8
6	MEX	4	3	0.8
8	GER	6	2	0.3
9	GBR	5		
9	JPN	6		

**Legend:**

%	Shooting Percentage	Avg	Average per Game	Def	Defensive Rebounds	GP	Games Played
M/A	Made/Attempt	Off	Offensive Rebounds	Rk	Rank		



**TEAM STATISTICS** As of 14 SEP 2008

球队技术统计表

**TOTAL FIELD GOALS %**

Rk	Team	GP	M/A	%
1	GER	6	140/317	44.2
2	AUS	6	144/345	41.7
3	USA	6	154/380	40.5
4	CAN	6	152/378	40.2
5	JPN	6	124/322	38.5
6	CHN	6	121/324	37.3
7	GBR	5	95/269	35.3
8	MEX	4	67/199	33.7
9	NED	5	98/311	31.5
10	BRA	4	58/205	28.3

**2 POINTS FIELD GOALS %**

Rk	Team	GP	M/A	%
1	GER	6	140/307	45.6
2	AUS	6	144/331	43.5
3	CAN	6	149/354	42.1
4	USA	6	152/368	41.3
5	JPN	6	119/295	40.3
6	CHN	6	120/312	38.5
7	MEX	4	62/167	37.1
8	GBR	5	94/262	35.9
9	NED	5	95/292	32.5
10	BRA	4	58/194	29.9

**3 POINTS FIELD GOALS %**

Rk	Team	GP	M/A	%
1	JPN	6	5/27	18.5
2	USA	6	2/12	16.7
3	NED	5	3/19	15.8
4	MEX	4	5/32	15.6
5	GBR	5	1/7	14.3
6	CAN	6	3/24	12.5
7	CHN	6	1/12	8.3
8	AUS	6	0/14	0.0
8	BRA	4	0/11	0.0
8	GER	6	0/10	0.0

**FREE THROWS %**

Rk	Team	GP	M/A	%
1	USA	6	52/99	52.5
2	JPN	6	53/103	51.5
3	GER	6	37/76	48.7
4	CAN	6	39/91	42.8
5	NED	5	20/47	42.6
6	AUS	6	35/95	36.8
7	BRA	4	13/36	36.1
8	MEX	4	16/45	35.6
9	GBR	5	13/52	25.0
10	CHN	6	12/54	22.2

**POINTS FOR**

Rk	Team	GP	Total	Avg
1	USA	6	362	60.3
2	CAN	6	346	57.7
3	AUS	6	323	53.8
4	GER	6	317	52.8
5	JPN	6	306	51.0
6	NED	5	219	43.8
7	CHN	6	255	42.5
8	GBR	5	204	40.8
9	MEX	4	155	38.8
10	BRA	4	129	32.3

**POINTS AGAINST**

Rk	Team	GP	Total	Avg
1	USA	6	227	37.8
2	GER	6	242	40.3
3	CAN	6	268	44.7
4	JPN	6	279	46.5
5	GBR	5	239	47.8
6	AUS	6	294	49.0
7	NED	5	248	49.6
8	CHN	6	327	54.5
9	MEX	4	235	58.8
10	BRA	4	257	64.3

**REBOUNDS**

Rk	Team	GP	Off	Def	Total	Avg
1	GER	6	45	201	246	41.0
2	NED	5	73	128	201	40.2
3	CAN	6	71	169	240	40.0
4	MEX	4	40	115	155	38.8
5	CHN	6	64	167	231	38.5
6	AUS	6	53	176	229	38.2
7	USA	6	68	158	226	37.7
8	GBR	5	45	139	184	36.8
9	BRA	4	32	115	147	36.8
10	JPN	6	48	160	208	34.7

**ASSISTS**

Rk	Team	GP	Total	Avg
1	USA	6	85	14.2
2	JPN	6	81	13.5
3	CAN	6	78	13.0
3	GER	6	78	13.0
5	CHN	6	69	11.5
6	AUS	6	59	9.8
7	NED	5	43	8.6
8	GBR	5	42	8.4
9	MEX	4	28	7.0
10	BRA	4	24	6.0

**FOULS**

Rk	Team	GP	Total	Avg
1	AUS	6	102	17.0
2	NED	5	81	16.2
3	CHN	6	93	15.5
4	GER	6	92	15.3
5	JPN	6	84	14.0
6	CAN	6	83	13.8
7	MEX	4	55	13.8
8	BRA	4	49	12.3
9	USA	6	72	12.0
10	GBR	5	59	11.8

**TURNOVERS**

Rk	Team	GP	Total	Avg
1	MEX	4	98	24.5
2	CHN	6	126	21.0
3	BRA	4	84	21.0
4	GER	6	92	15.3
5	AUS	6	90	15.0
6	GBR	5	74	14.8
7	NED	5	68	13.6
8	CAN	6	74	12.3
9	JPN	6	72	12.0
10	USA	6	61	10.2

**STEALS**

Rk	Team	GP	Total	Avg
1	USA	6	72	12.0
2	AUS	6	60	10.0
3	CAN	6	56	9.3
4	JPN	6	47	7.8
5	NED	5	39	7.8
6	CHN	6	39	6.5
7	GER	6	29	4.8
8	GBR	5	23	4.6
9	MEX	4	17	4.3
10	BRA	4	10	2.5

**BLOCKED SHOTS**

Rk	Team	GP	Total	Avg
1	AUS	6	10	1.7
2	CAN	6	9	1.5
3	USA	6	7	1.2
4	NED	5	6	1.2
5	CHN	6	5	0.8
6	BRA	4	3	0.8
6	MEX	4	3	0.8
8	GER	6	2	0.3
9	GBR	5		
9	JPN	6		

**Legend:**

%	Shooting Percentage	Avg	Average per Game	Def	Defensive Rebounds	GP	Games Played
M/A	Made/Attempt	Off	Offensive Rebounds	Rk	Rank		



**TEAM STATISTICS** As of 14 SEP 2008

球队技术统计表

**TOTAL FIELD GOALS %**

Rk	Team	GP	M/A	%
1	GER	6	140/317	44.2
2	AUS	6	144/345	41.7
3	USA	6	154/380	40.5
4	CAN	6	152/378	40.2
5	JPN	6	124/322	38.5
6	CHN	6	121/324	37.3
7	GBR	6	112/330	33.9
8	MEX	4	67/199	33.7
9	NED	6	119/363	32.8
10	BRA	4	58/205	28.3

**2 POINTS FIELD GOALS %**

Rk	Team	GP	M/A	%
1	GER	6	140/307	45.6
2	AUS	6	144/331	43.5
3	CAN	6	149/354	42.1
4	USA	6	152/368	41.3
5	JPN	6	119/295	40.3
6	CHN	6	120/312	38.5
7	MEX	4	62/167	37.1
8	GBR	6	111/321	34.6
9	NED	6	116/344	33.7
10	BRA	4	58/194	29.9

**3 POINTS FIELD GOALS %**

Rk	Team	GP	M/A	%
1	JPN	6	5/27	18.5
2	USA	6	2/12	16.7
3	NED	6	3/19	15.8
4	MEX	4	5/32	15.6
5	CAN	6	3/24	12.5
6	GBR	6	1/9	11.1
7	CHN	6	1/12	8.3
8	AUS	6	0/14	0.0
8	BRA	4	0/11	0.0
8	GER	6	0/10	0.0

**FREE THROWS %**

Rk	Team	GP	M/A	%
1	USA	6	52/99	52.5
2	JPN	6	53/103	51.5
3	GER	6	37/76	48.7
4	CAN	6	39/91	42.8
5	NED	6	24/57	42.1
6	AUS	6	35/95	36.8
7	BRA	4	13/36	36.1
8	MEX	4	16/45	35.6
9	GBR	6	18/63	28.6
10	CHN	6	12/54	22.2

**POINTS FOR**

Rk	Team	GP	Total	Avg
1	USA	6	362	60.3
2	CAN	6	346	57.7
3	AUS	6	323	53.8
4	GER	6	317	52.8
5	JPN	6	306	51.0
6	NED	6	265	44.2
7	CHN	6	255	42.5
8	GBR	6	243	40.5
9	MEX	4	155	38.8
10	BRA	4	129	32.3

**POINTS AGAINST**

Rk	Team	GP	Total	Avg
1	USA	6	227	37.8
2	GER	6	242	40.3
3	CAN	6	268	44.7
4	JPN	6	279	46.5
5	GBR	6	285	47.5
6	NED	6	287	47.8
7	AUS	6	294	49.0
8	CHN	6	327	54.5
9	MEX	4	235	58.8
10	BRA	4	257	64.3

**REBOUNDS**

Rk	Team	GP	Off	Def	Total	Avg
1	GER	6	45	201	246	41.0
2	CAN	6	71	169	240	40.0
3	NED	6	78	161	239	39.8
4	MEX	4	40	115	155	38.8
5	CHN	6	64	167	231	38.5
6	AUS	6	53	176	229	38.2
7	GBR	6	59	167	226	37.7
7	USA	6	68	158	226	37.7
9	BRA	4	32	115	147	36.8
10	JPN	6	48	160	208	34.7

**ASSISTS**

Rk	Team	GP	Total	Avg
1	USA	6	85	14.2
2	JPN	6	81	13.5
3	CAN	6	78	13.0
3	GER	6	78	13.0
5	CHN	6	69	11.5
6	AUS	6	59	9.8
6	NED	6	59	9.8
8	GBR	6	55	9.2
9	MEX	4	28	7.0
10	BRA	4	24	6.0

**FOULS**

Rk	Team	GP	Total	Avg
1	AUS	6	102	17.0
2	NED	6	100	16.7
3	CHN	6	93	15.5
4	GER	6	92	15.3
5	JPN	6	84	14.0
6	CAN	6	83	13.8
7	MEX	4	55	13.8
8	BRA	4	49	12.3
9	GBR	6	73	12.2
10	USA	6	72	12.0

**TURNOVERS**

Rk	Team	GP	Total	Avg
1	MEX	4	98	24.5
2	CHN	6	126	21.0
3	BRA	4	84	21.0
4	GER	6	92	15.3
5	AUS	6	90	15.0
6	GBR	6	87	14.5
7	NED	6	80	13.3
8	CAN	6	74	12.3
9	JPN	6	72	12.0
10	USA	6	61	10.2

**STEALS**

Rk	Team	GP	Total	Avg
1	USA	6	72	12.0
2	AUS	6	60	10.0
3	CAN	6	56	9.3
4	JPN	6	47	7.8
5	NED	6	46	7.7
6	CHN	6	39	6.5
7	GBR	6	31	5.2
8	GER	6	29	4.8
9	MEX	4	17	4.3
10	BRA	4	10	2.5

**BLOCKED SHOTS**

Rk	Team	GP	Total	Avg
1	AUS	6	10	1.7
2	CAN	6	9	1.5
3	NED	6	8	1.3
4	USA	6	7	1.2
5	CHN	6	5	0.8
6	BRA	4	3	0.8
6	MEX	4	3	0.8
8	GER	6	2	0.3
9	GBR	6		
9	JPN	6		

**Legend:**

%	Shooting Percentage	Avg	Average per Game	Def	Defensive Rebounds	GP	Games Played
M/A	Made/Attempt	Off	Offensive Rebounds	Rk	Rank		





**TEAM STATISTICS** As of 14 SEP 2008

球队技术统计表

**TOTAL FIELD GOALS %**

Rk	Team	GP	M/A	%
1	GER	6	140/317	44.2
2	AUS	6	144/345	41.7
3	USA	6	154/380	40.5
4	CAN	6	152/378	40.2
5	JPN	6	124/322	38.5
6	CHN	6	121/324	37.3
7	MEX	5	89/257	34.6
8	GBR	6	112/330	33.9
9	NED	6	119/363	32.8
10	BRA	5	76/250	30.4

**2 POINTS FIELD GOALS %**

Rk	Team	GP	M/A	%
1	GER	6	140/307	45.6
2	AUS	6	144/331	43.5
3	CAN	6	149/354	42.1
4	USA	6	152/368	41.3
5	JPN	6	119/295	40.3
6	CHN	6	120/312	38.5
7	MEX	5	82/219	37.4
8	GBR	6	111/321	34.6
9	NED	6	116/344	33.7
10	BRA	5	76/237	32.1

**3 POINTS FIELD GOALS %**

Rk	Team	GP	M/A	%
1	JPN	6	5/27	18.5
2	MEX	5	7/38	18.4
3	USA	6	2/12	16.7
4	NED	6	3/19	15.8
5	CAN	6	3/24	12.5
6	GBR	6	1/9	11.1
7	CHN	6	1/12	8.3
8	AUS	6	0/14	0.0
8	BRA	5	0/13	0.0
8	GER	6	0/10	0.0

**FREE THROWS %**

Rk	Team	GP	M/A	%
1	USA	6	52/99	52.5
2	JPN	6	53/103	51.5
3	GER	6	37/76	48.7
4	CAN	6	39/91	42.8
5	NED	6	24/57	42.1
6	BRA	5	21/55	38.2
7	MEX	5	24/65	36.9
8	AUS	6	35/95	36.8
9	GBR	6	18/63	28.6
10	CHN	6	12/54	22.2

**POINTS FOR**

Rk	Team	GP	Total	Avg
1	USA	6	362	60.3
2	CAN	6	346	57.7
3	AUS	6	323	53.8
4	GER	6	317	52.8
5	JPN	6	306	51.0
6	NED	6	265	44.2
7	CHN	6	255	42.5
8	MEX	5	209	41.8
9	GBR	6	243	40.5
10	BRA	5	173	34.6

**POINTS AGAINST**

Rk	Team	GP	Total	Avg
1	USA	6	227	37.8
2	GER	6	242	40.3
3	CAN	6	268	44.7
4	JPN	6	279	46.5
5	GBR	6	285	47.5
6	NED	6	287	47.8
7	AUS	6	294	49.0
8	CHN	6	327	54.5
9	MEX	5	279	55.8
10	BRA	5	311	62.2

**REBOUNDS**

Rk	Team	GP	Off	Def	Total	Avg
1	GER	6	45	201	246	41.0
2	CAN	6	71	169	240	40.0
3	NED	6	78	161	239	39.8
4	CHN	6	64	167	231	38.5
5	MEX	5	50	142	192	38.4
6	AUS	6	53	176	229	38.2
7	GBR	6	59	167	226	37.7
7	USA	6	68	158	226	37.7
9	BRA	5	35	146	181	36.2
10	JPN	6	48	160	208	34.7

**ASSISTS**

Rk	Team	GP	Total	Avg
1	USA	6	85	14.2
2	JPN	6	81	13.5
3	CAN	6	78	13.0
3	GER	6	78	13.0
5	CHN	6	69	11.5
6	AUS	6	59	9.8
6	NED	6	59	9.8
8	GBR	6	55	9.2
9	MEX	5	38	7.6
10	BRA	5	35	7.0

**FOULS**

Rk	Team	GP	Total	Avg
1	AUS	6	102	17.0
2	NED	6	100	16.7
3	CHN	6	93	15.5
4	GER	6	92	15.3
5	MEX	5	74	14.8
6	JPN	6	84	14.0
7	CAN	6	83	13.8
8	BRA	5	65	13.0
9	GBR	6	73	12.2
10	USA	6	72	12.0

**TURNOVERS**

Rk	Team	GP	Total	Avg
1	MEX	5	110	22.0
2	CHN	6	126	21.0
3	BRA	5	101	20.2
4	GER	6	92	15.3
5	AUS	6	90	15.0
6	GBR	6	87	14.5
7	NED	6	80	13.3
8	CAN	6	74	12.3
9	JPN	6	72	12.0
10	USA	6	61	10.2

**STEALS**

Rk	Team	GP	Total	Avg
1	USA	6	72	12.0
2	AUS	6	60	10.0
3	CAN	6	56	9.3
4	JPN	6	47	7.8
5	NED	6	46	7.7
6	CHN	6	39	6.5
7	GBR	6	31	5.2
8	MEX	5	25	5.0
9	GER	6	29	4.8
10	BRA	5	16	3.2

**BLOCKED SHOTS**

Rk	Team	GP	Total	Avg
1	AUS	6	10	1.7
2	CAN	6	9	1.5
3	NED	6	8	1.3
4	USA	6	7	1.2
5	CHN	6	5	0.8
6	BRA	5	3	0.6
6	MEX	5	3	0.6
8	GER	6	2	0.3
9	GBR	6		
9	JPN	6		

**Legend:**

%	Shooting Percentage	Avg	Average per Game	Def	Defensive Rebounds	GP	Games Played
M/A	Made/Attempt	Off	Offensive Rebounds	Rk	Rank		





**TEAM STATISTICS** As of 7 SEP 2008

球队技术统计表

**TOTAL FIELD GOALS %**

Rk	Team	GP	M/A	%
1	GER	1	29/62	46.8
2	AUS	1	27/65	41.5
3	MEX	1	20/54	37.0
4	NED	1	25/76	32.9
5	BRA	1	15/54	27.8
6	GBR	1	14/54	25.9

**2 POINTS FIELD GOALS %**

Rk	Team	GP	M/A	%
1	GER	1	29/59	49.2
2	MEX	1	19/44	43.2
3	AUS	1	27/64	42.2
4	NED	1	25/74	33.8
5	BRA	1	15/52	28.8
6	GBR	1	14/51	27.5

**3 POINTS FIELD GOALS %**

Rk	Team	GP	M/A	%
1	MEX	1	1/10	10.0
2	AUS	1	0/1	0.0
2	BRA	1	0/2	0.0
2	GBR	1	0/3	0.0
2	GER	1	0/3	0.0
2	NED	1	0/2	0.0

**FREE THROWS %**

Rk	Team	GP	M/A	%
1	AUS	1	5/7	71.4
2	MEX	1	5/8	62.5
3	NED	1	9/17	52.9
4	GER	1	4/8	50.0
5	BRA	1	2/9	22.2
6	GBR	1	2/12	16.7

**POINTS FOR**

Rk	Team	GP	Total	Avg
1	GER	1	62	62.0
2	AUS	1	59	59.0
2	NED	1	59	59.0
4	MEX	1	46	46.0
5	BRA	1	32	32.0
6	GBR	1	30	30.0

**POINTS AGAINST**

Rk	Team	GP	Total	Avg
1	AUS	1	30	30.0
2	GER	1	32	32.0
3	NED	1	46	46.0
4	GBR	1	59	59.0
4	MEX	1	59	59.0
6	BRA	1	62	62.0

**REBOUNDS**

Rk	Team	GP	Off	Def	Total	Avg
1	AUS	1	11	38	49	49.0
2	MEX	1	11	36	47	47.0
3	GER	1	10	36	46	46.0
4	NED	1	19	24	43	43.0
5	GBR	1	8	28	36	36.0
6	BRA	1	6	26	32	32.0

**ASSISTS**

Rk	Team	GP	Total	Avg
1	GER	1	19	19.0
2	AUS	1	13	13.0
3	NED	1	9	9.0
4	GBR	1	8	8.0
5	BRA	1	7	7.0
6	MEX	1	6	6.0

**FOULS**

Rk	Team	GP	Total	Avg
1	GER	1	15	15.0
1	NED	1	15	15.0
3	MEX	1	14	14.0
4	AUS	1	13	13.0
4	BRA	1	13	13.0
6	GBR	1	10	10.0

**TURNOVERS**

Rk	Team	GP	Total	Avg
1	MEX	1	22	22.0
2	GBR	1	17	17.0
3	BRA	1	13	13.0
4	GER	1	11	11.0
5	AUS	1	10	10.0
6	NED	1	6	6.0

**STEALS**

Rk	Team	GP	Total	Avg
1	NED	1	13	13.0
2	AUS	1	9	9.0
3	GER	1	7	7.0
4	BRA	1	2	2.0
4	GBR	1	2	2.0
6	MEX	1	1	1.0

**BLOCKED SHOTS**

Rk	Team	GP	Total	Avg
1	AUS	1	4	4.0
2	NED	1	2	2.0
3	GER	1	1	1.0
3	MEX	1	1	1.0
5	BRA	1		
5	GBR	1		

**Legend:**

%	Shooting Percentage	<b>Avg</b>	Average per Game	<b>Def</b>	Defensive Rebounds	<b>GP</b>	Games Played
M/A	Made/Attempt	<b>Off</b>	Offensive Rebounds	<b>Rk</b>	Rank		



**TEAM STATISTICS** As of 15 SEP 2008

球队技术统计表

**TOTAL FIELD GOALS %**

Rk	Team	GP	M/A	%
1	GER	6	140/317	44.2
2	AUS	6	144/345	41.7
3	USA	6	154/380	40.5
4	CAN	6	152/378	40.2
5	JPN	6	124/322	38.5
6	CHN	7	147/387	38.0
7	MEX	5	89/257	34.6
8	GBR	7	129/377	34.2
9	NED	6	119/363	32.8
10	BRA	5	76/250	30.4

**2 POINTS FIELD GOALS %**

Rk	Team	GP	M/A	%
1	GER	6	140/307	45.6
2	AUS	6	144/331	43.5
3	CAN	6	149/354	42.1
4	USA	6	152/368	41.3
5	JPN	6	119/295	40.3
6	CHN	7	146/375	38.9
7	MEX	5	82/219	37.4
8	GBR	7	128/368	34.8
9	NED	6	116/344	33.7
10	BRA	5	76/237	32.1

**3 POINTS FIELD GOALS %**

Rk	Team	GP	M/A	%
1	JPN	6	5/27	18.5
2	MEX	5	7/38	18.4
3	USA	6	2/12	16.7
4	NED	6	3/19	15.8
5	CAN	6	3/24	12.5
6	GBR	7	1/9	11.1
7	CHN	7	1/12	8.3
8	AUS	6	0/14	0.0
8	BRA	5	0/13	0.0
8	GER	6	0/10	0.0

**FREE THROWS %**

Rk	Team	GP	M/A	%
1	USA	6	52/99	52.5
2	JPN	6	53/103	51.5
3	GER	6	37/76	48.7
4	CAN	6	39/91	42.8
5	NED	6	24/57	42.1
6	BRA	5	21/55	38.2
7	MEX	5	24/65	36.9
8	AUS	6	35/95	36.8
9	CHN	7	17/65	26.1
10	GBR	7	22/86	25.6

**POINTS FOR**

Rk	Team	GP	Total	Avg
1	USA	6	362	60.3
2	CAN	6	346	57.7
3	AUS	6	323	53.8
4	GER	6	317	52.8
5	JPN	6	306	51.0
6	CHN	7	312	44.6
7	NED	6	265	44.2
8	MEX	5	209	41.8
9	GBR	7	281	40.1
10	BRA	5	173	34.6

**POINTS AGAINST**

Rk	Team	GP	Total	Avg
1	USA	6	227	37.8
2	GER	6	242	40.3
3	CAN	6	268	44.7
4	JPN	6	279	46.5
5	NED	6	287	47.8
6	GBR	7	342	48.9
7	AUS	6	294	49.0
8	CHN	7	365	52.1
9	MEX	5	279	55.8
10	BRA	5	311	62.2

**REBOUNDS**

Rk	Team	GP	Off	Def	Total	Avg
1	GER	6	45	201	246	41.0
2	CAN	6	71	169	240	40.0
3	NED	6	78	161	239	39.8
4	CHN	7	78	199	277	39.6
5	MEX	5	50	142	192	38.4
6	AUS	6	53	176	229	38.2
7	USA	6	68	158	226	37.7
8	GBR	7	67	191	258	36.9
9	BRA	5	35	146	181	36.2
10	JPN	6	48	160	208	34.7

**ASSISTS**

Rk	Team	GP	Total	Avg
1	USA	6	85	14.2
2	JPN	6	81	13.5
3	CAN	6	78	13.0
3	GER	6	78	13.0
5	CHN	7	83	11.9
6	AUS	6	59	9.8
6	NED	6	59	9.8
8	GBR	7	63	9.0
9	MEX	5	38	7.6
10	BRA	5	35	7.0

**FOULS**

Rk	Team	GP	Total	Avg
1	AUS	6	102	17.0
2	NED	6	100	16.7
3	CHN	7	110	15.7
4	GER	6	92	15.3
5	MEX	5	74	14.8
6	JPN	6	84	14.0
7	CAN	6	83	13.8
8	BRA	5	65	13.0
9	GBR	7	85	12.1
10	USA	6	72	12.0

**TURNOVERS**

Rk	Team	GP	Total	Avg
1	MEX	5	110	22.0
2	BRA	5	101	20.2
3	CHN	7	135	19.3
4	GER	6	92	15.3
5	AUS	6	90	15.0
6	GBR	7	100	14.3
7	NED	6	80	13.3
8	CAN	6	74	12.3
9	JPN	6	72	12.0
10	USA	6	61	10.2

**STEALS**

Rk	Team	GP	Total	Avg
1	USA	6	72	12.0
2	AUS	6	60	10.0
3	CAN	6	56	9.3
4	JPN	6	47	7.8
5	NED	6	46	7.7
6	CHN	7	45	6.4
7	GBR	7	35	5.0
8	MEX	5	25	5.0
9	GER	6	29	4.8
10	BRA	5	16	3.2

**BLOCKED SHOTS**

Rk	Team	GP	Total	Avg
1	AUS	6	10	1.7
2	CAN	6	9	1.5
3	NED	6	8	1.3
4	USA	6	7	1.2
5	CHN	7	6	0.9
6	BRA	5	3	0.6
6	MEX	5	3	0.6
8	GER	6	2	0.3
9	GBR	7		
9	JPN	6		

**Legend:**

%	Shooting Percentage	Avg	Average per Game	Def	Defensive Rebounds	GP	Games Played
M/A	Made/Attempt	Off	Offensive Rebounds	Rk	Rank		



**TEAM STATISTICS** As of 15 SEP 2008

球队技术统计表

**TOTAL FIELD GOALS %**

Rk	Team	GP	M/A	%
1	GER	6	140/317	44.2
2	AUS	6	144/345	41.7
3	CAN	7	179/436	41.1
4	USA	6	154/380	40.5
5	JPN	6	124/322	38.5
6	CHN	7	147/387	38.0
7	MEX	5	89/257	34.6
8	GBR	7	129/377	34.2
9	NED	7	131/420	31.2
10	BRA	5	76/250	30.4

**2 POINTS FIELD GOALS %**

Rk	Team	GP	M/A	%
1	GER	6	140/307	45.6
2	AUS	6	144/331	43.5
3	CAN	7	175/408	42.9
4	USA	6	152/368	41.3
5	JPN	6	119/295	40.3
6	CHN	7	146/375	38.9
7	MEX	5	82/219	37.4
8	GBR	7	128/368	34.8
9	NED	7	128/397	32.2
10	BRA	5	76/237	32.1

**3 POINTS FIELD GOALS %**

Rk	Team	GP	M/A	%
1	JPN	6	5/27	18.5
2	MEX	5	7/38	18.4
3	USA	6	2/12	16.7
4	CAN	7	4/28	14.3
5	NED	7	3/23	13.0
6	GBR	7	1/9	11.1
7	CHN	7	1/12	8.3
8	AUS	6	0/14	0.0
8	BRA	5	0/13	0.0
8	GER	6	0/10	0.0

**FREE THROWS %**

Rk	Team	GP	M/A	%
1	USA	6	52/99	52.5
2	JPN	6	53/103	51.5
3	GER	6	37/76	48.7
4	NED	7	32/70	45.7
5	CAN	7	45/105	42.8
6	BRA	5	21/55	38.2
7	MEX	5	24/65	36.9
8	AUS	6	35/95	36.8
9	CHN	7	17/65	26.1
10	GBR	7	22/86	25.6

**POINTS FOR**

Rk	Team	GP	Total	Avg
1	USA	6	362	60.3
2	CAN	7	407	58.1
3	AUS	6	323	53.8
4	GER	6	317	52.8
5	JPN	6	306	51.0
6	CHN	7	312	44.6
7	NED	7	297	42.4
8	MEX	5	209	41.8
9	GBR	7	281	40.1
10	BRA	5	173	34.6

**POINTS AGAINST**

Rk	Team	GP	Total	Avg
1	USA	6	227	37.8
2	GER	6	242	40.3
3	CAN	7	300	42.9
4	JPN	6	279	46.5
5	GBR	7	342	48.9
6	AUS	6	294	49.0
7	NED	7	348	49.7
8	CHN	7	365	52.1
9	MEX	5	279	55.8
10	BRA	5	311	62.2

**REBOUNDS**

Rk	Team	GP	Off	Def	Total	Avg
1	GER	6	45	201	246	41.0
2	CAN	7	80	203	283	40.4
3	CHN	7	78	199	277	39.6
3	NED	7	91	186	277	39.6
5	MEX	5	50	142	192	38.4
6	AUS	6	53	176	229	38.2
7	USA	6	68	158	226	37.7
8	GBR	7	67	191	258	36.9
9	BRA	5	35	146	181	36.2
10	JPN	6	48	160	208	34.7

**ASSISTS**

Rk	Team	GP	Total	Avg
1	USA	6	85	14.2
2	JPN	6	81	13.5
3	GER	6	78	13.0
4	CAN	7	84	12.0
5	CHN	7	83	11.9
6	AUS	6	59	9.8
7	GBR	7	63	9.0
8	NED	7	62	8.9
9	MEX	5	38	7.6
10	BRA	5	35	7.0

**FOULS**

Rk	Team	GP	Total	Avg
1	AUS	6	102	17.0
2	NED	7	118	16.9
3	CHN	7	110	15.7
4	GER	6	92	15.3
5	MEX	5	74	14.8
6	CAN	7	99	14.1
7	JPN	6	84	14.0
8	BRA	5	65	13.0
9	GBR	7	85	12.1
10	USA	6	72	12.0

**TURNOVERS**

Rk	Team	GP	Total	Avg
1	MEX	5	110	22.0
2	BRA	5	101	20.2
3	CHN	7	135	19.3
4	GER	6	92	15.3
5	AUS	6	90	15.0
6	GBR	7	100	14.3
7	NED	7	96	13.7
8	CAN	7	89	12.7
9	JPN	6	72	12.0
10	USA	6	61	10.2

**STEALS**

Rk	Team	GP	Total	Avg
1	USA	6	72	12.0
2	AUS	6	60	10.0
3	CAN	7	66	9.4
4	JPN	6	47	7.8
5	NED	7	54	7.7
6	CHN	7	45	6.4
7	GBR	7	35	5.0
8	MEX	5	25	5.0
9	GER	6	29	4.8
10	BRA	5	16	3.2

**BLOCKED SHOTS**

Rk	Team	GP	Total	Avg
1	AUS	6	10	1.7
2	CAN	7	9	1.3
2	NED	7	9	1.3
4	USA	6	7	1.2
5	CHN	7	6	0.9
6	BRA	5	3	0.6
6	MEX	5	3	0.6
8	GER	6	2	0.3
9	GBR	7		
9	JPN	6		

**Legend:**

%	Shooting Percentage	Avg	Average per Game	Def	Defensive Rebounds	GP	Games Played
M/A	Made/Attempt	Off	Offensive Rebounds	Rk	Rank		



**TEAM STATISTICS** As of 15 SEP 2008

球队技术统计表

**TOTAL FIELD GOALS %**

Rk	Team	GP	M/A	%
1	GER	7	158/370	42.7
2	AUS	7	169/398	42.5
3	CAN	7	179/436	41.1
4	USA	7	174/438	39.7
5	CHN	7	147/387	38.0
6	JPN	7	141/384	36.7
7	MEX	5	89/257	34.6
8	GBR	7	129/377	34.2
9	NED	7	131/420	31.2
10	BRA	5	76/250	30.4

**2 POINTS FIELD GOALS %**

Rk	Team	GP	M/A	%
1	AUS	7	168/382	44.0
2	GER	7	157/357	44.0
3	CAN	7	175/408	42.9
4	USA	7	171/422	40.5
5	CHN	7	146/375	38.9
6	JPN	7	134/353	38.0
7	MEX	5	82/219	37.4
8	GBR	7	128/368	34.8
9	NED	7	128/397	32.2
10	BRA	5	76/237	32.1

**3 POINTS FIELD GOALS %**

Rk	Team	GP	M/A	%
1	JPN	7	7/31	22.6
2	USA	7	3/16	18.8
3	MEX	5	7/38	18.4
4	CAN	7	4/28	14.3
5	NED	7	3/23	13.0
6	GBR	7	1/9	11.1
7	CHN	7	1/12	8.3
8	GER	7	1/13	7.7
9	AUS	7	1/16	6.2
10	BRA	5	0/13	0.0

**FREE THROWS %**

Rk	Team	GP	M/A	%
1	USA	7	61/113	54.0
2	JPN	7	64/120	53.3
3	GER	7	38/77	49.3
4	NED	7	32/70	45.7
5	CAN	7	45/105	42.8
6	BRA	5	21/55	38.2
7	MEX	5	24/65	36.9
8	AUS	7	37/104	35.6
9	CHN	7	17/65	26.1
10	GBR	7	22/86	25.6

**POINTS FOR**

Rk	Team	GP	Total	Avg
1	USA	7	412	58.9
2	CAN	7	407	58.1
3	AUS	7	376	53.7
4	GER	7	355	50.7
5	JPN	7	353	50.4
6	CHN	7	312	44.6
7	NED	7	297	42.4
8	MEX	5	209	41.8
9	GBR	7	281	40.1
10	BRA	5	173	34.6

**POINTS AGAINST**

Rk	Team	GP	Total	Avg
1	USA	7	265	37.9
2	GER	7	292	41.7
3	CAN	7	300	42.9
4	JPN	7	332	47.4
5	AUS	7	341	48.7
6	GBR	7	342	48.9
7	NED	7	348	49.7
8	CHN	7	365	52.1
9	MEX	5	279	55.8
10	BRA	5	311	62.2

**REBOUNDS**

Rk	Team	GP	Off	Def	Total	Avg
1	GER	7	56	230	286	40.9
2	CAN	7	80	203	283	40.4
3	CHN	7	78	199	277	39.6
3	NED	7	91	186	277	39.6
5	AUS	7	64	211	275	39.3
6	MEX	5	50	142	192	38.4
7	GBR	7	67	191	258	36.9
8	USA	7	78	179	257	36.7
9	BRA	5	35	146	181	36.2
10	JPN	7	60	181	241	34.4

**ASSISTS**

Rk	Team	GP	Total	Avg
1	USA	7	92	13.1
2	JPN	7	88	12.6
3	GER	7	86	12.3
4	CAN	7	84	12.0
5	CHN	7	83	11.9
6	AUS	7	72	10.3
7	GBR	7	63	9.0
8	NED	7	62	8.9
9	MEX	5	38	7.6
10	BRA	5	35	7.0

**FOULS**

Rk	Team	GP	Total	Avg
1	AUS	7	119	17.0
2	NED	7	118	16.9
3	CHN	7	110	15.7
4	GER	7	106	15.1
5	MEX	5	74	14.8
6	CAN	7	99	14.1
7	JPN	7	98	14.0
8	BRA	5	65	13.0
9	GBR	7	85	12.1
10	USA	7	80	11.4

**TURNOVERS**

Rk	Team	GP	Total	Avg
1	MEX	5	110	22.0
2	BRA	5	101	20.2
3	CHN	7	135	19.3
4	AUS	7	111	15.9
4	GER	7	111	15.9
6	GBR	7	100	14.3
7	NED	7	96	13.7
8	CAN	7	89	12.7
9	JPN	7	82	11.7
10	USA	7	68	9.7

**STEALS**

Rk	Team	GP	Total	Avg
1	USA	7	78	11.1
2	AUS	7	66	9.4
2	CAN	7	66	9.4
4	JPN	7	57	8.1
5	NED	7	54	7.7
6	CHN	7	45	6.4
7	GBR	7	35	5.0
8	MEX	5	25	5.0
9	GER	7	32	4.6
10	BRA	5	16	3.2

**BLOCKED SHOTS**

Rk	Team	GP	Total	Avg
1	AUS	7	10	1.4
2	CAN	7	9	1.3
2	NED	7	9	1.3
4	USA	7	8	1.1
5	CHN	7	6	0.9
6	BRA	5	3	0.6
6	MEX	5	3	0.6
8	GER	7	3	0.4
9	GBR	7		
9	JPN	7		

**Legend:**

%	Shooting Percentage	Avg	Average per Game	Def	Defensive Rebounds	GP	Games Played
M/A	Made/Attempt	Off	Offensive Rebounds	Rk	Rank		



**TEAM STATISTICS** As of 7 SEP 2008

球队技术统计表

**TOTAL FIELD GOALS %**

Rk	Team	GP	M/A	%
1	GER	1	29/62	46.8
2	AUS	1	27/65	41.5
3	MEX	1	20/54	37.0
4	CHN	1	21/59	35.6
5	JPN	1	19/56	33.9
6	NED	1	25/76	32.9
7	BRA	1	15/54	27.8
8	GBR	1	14/54	25.9

**2 POINTS FIELD GOALS %**

Rk	Team	GP	M/A	%
1	GER	1	29/59	49.2
2	MEX	1	19/44	43.2
3	AUS	1	27/64	42.2
4	JPN	1	19/52	36.5
5	CHN	1	20/55	36.4
6	NED	1	25/74	33.8
7	BRA	1	15/52	28.8
8	GBR	1	14/51	27.5

**3 POINTS FIELD GOALS %**

Rk	Team	GP	M/A	%
1	CHN	1	1/4	25.0
2	MEX	1	1/10	10.0
3	AUS	1	0/1	0.0
3	BRA	1	0/2	0.0
3	GBR	1	0/3	0.0
3	GER	1	0/3	0.0
3	JPN	1	0/4	0.0
3	NED	1	0/2	0.0

**FREE THROWS %**

Rk	Team	GP	M/A	%
1	AUS	1	5/7	71.4
2	MEX	1	5/8	62.5
3	NED	1	9/17	52.9
4	GER	1	4/8	50.0
5	JPN	1	11/24	45.8
6	CHN	1	3/11	27.3
7	BRA	1	2/9	22.2
8	GBR	1	2/12	16.7

**POINTS FOR**

Rk	Team	GP	Total	Avg
1	GER	1	62	62.0
2	AUS	1	59	59.0
2	NED	1	59	59.0
4	JPN	1	49	49.0
5	CHN	1	46	46.0
5	MEX	1	46	46.0
7	BRA	1	32	32.0
8	GBR	1	30	30.0

**POINTS AGAINST**

Rk	Team	GP	Total	Avg
1	AUS	1	30	30.0
2	GER	1	32	32.0
3	JPN	1	46	46.0
3	NED	1	46	46.0
5	CHN	1	49	49.0
6	GBR	1	59	59.0
6	MEX	1	59	59.0
8	BRA	1	62	62.0

**REBOUNDS**

Rk	Team	GP	Off	Def	Total	Avg
1	AUS	1	11	38	49	49.0
2	MEX	1	11	36	47	47.0
3	GER	1	10	36	46	46.0
4	NED	1	19	24	43	43.0
5	CHN	1	15	27	42	42.0
6	JPN	1	13	25	38	38.0
7	GBR	1	8	28	36	36.0
8	BRA	1	6	26	32	32.0

**ASSISTS**

Rk	Team	GP	Total	Avg
1	GER	1	19	19.0
2	JPN	1	14	14.0
3	AUS	1	13	13.0
3	CHN	1	13	13.0
5	NED	1	9	9.0
6	GBR	1	8	8.0
7	BRA	1	7	7.0
8	MEX	1	6	6.0

**FOULS**

Rk	Team	GP	Total	Avg
1	GER	1	15	15.0
1	NED	1	15	15.0
3	CHN	1	14	14.0
3	MEX	1	14	14.0
5	AUS	1	13	13.0
5	BRA	1	13	13.0
7	JPN	1	11	11.0
8	GBR	1	10	10.0

**TURNOVERS**

Rk	Team	GP	Total	Avg
1	MEX	1	22	22.0
2	CHN	1	19	19.0
3	GBR	1	17	17.0
4	JPN	1	15	15.0
5	BRA	1	13	13.0
6	GER	1	11	11.0
7	AUS	1	10	10.0
8	NED	1	6	6.0

**STEALS**

Rk	Team	GP	Total	Avg
1	JPN	1	13	13.0
1	NED	1	13	13.0
3	AUS	1	9	9.0
4	GER	1	7	7.0
5	CHN	1	6	6.0
6	BRA	1	2	2.0
6	GBR	1	2	2.0
8	MEX	1	1	1.0

**BLOCKED SHOTS**

Rk	Team	GP	Total	Avg
1	AUS	1	4	4.0
2	CHN	1	2	2.0
2	NED	1	2	2.0
4	GER	1	1	1.0
4	MEX	1	1	1.0
6	BRA	1		
6	GBR	1		
6	JPN	1		

**Legend:**

%	Shooting Percentage	<b>Avg</b>	Average per Game	<b>Def</b>	Defensive Rebounds	<b>GP</b>	Games Played
M/A	Made/Attempt	<b>Off</b>	Offensive Rebounds	<b>Rk</b>	Rank		



**TEAM STATISTICS** As of 8 SEP 2008

球队技术统计表

**TOTAL FIELD GOALS %**

Rk	Team	GP	M/A	%
1	GER	1	29/62	46.8
2	AUS	1	27/65	41.5
3	JPN	2	43/110	39.1
4	CHN	1	21/59	35.6
5	MEX	2	36/107	33.6
6	NED	1	25/76	32.9
7	BRA	1	15/54	27.8
8	GBR	1	14/54	25.9

**2 POINTS FIELD GOALS %**

Rk	Team	GP	M/A	%
1	GER	1	29/59	49.2
2	AUS	1	27/64	42.2
3	JPN	2	42/104	40.4
4	MEX	2	35/90	38.9
5	CHN	1	20/55	36.4
6	NED	1	25/74	33.8
7	BRA	1	15/52	28.8
8	GBR	1	14/51	27.5

**3 POINTS FIELD GOALS %**

Rk	Team	GP	M/A	%
1	CHN	1	1/4	25.0
2	JPN	2	1/6	16.7
3	MEX	2	1/17	5.9
4	AUS	1	0/1	0.0
4	BRA	1	0/2	0.0
4	GBR	1	0/3	0.0
4	GER	1	0/3	0.0
4	NED	1	0/2	0.0

**FREE THROWS %**

Rk	Team	GP	M/A	%
1	AUS	1	5/7	71.4
2	NED	1	9/17	52.9
3	GER	1	4/8	50.0
4	JPN	2	14/30	46.7
5	MEX	2	7/23	30.4
6	CHN	1	3/11	27.3
7	BRA	1	2/9	22.2
8	GBR	1	2/12	16.7

**POINTS FOR**

Rk	Team	GP	Total	Avg
1	GER	1	62	62.0
2	AUS	1	59	59.0
2	NED	1	59	59.0
4	JPN	2	101	50.5
5	CHN	1	46	46.0
6	MEX	2	80	40.0
7	BRA	1	32	32.0
8	GBR	1	30	30.0

**POINTS AGAINST**

Rk	Team	GP	Total	Avg
1	AUS	1	30	30.0
2	GER	1	32	32.0
3	JPN	2	80	40.0
4	NED	1	46	46.0
5	CHN	1	49	49.0
6	MEX	2	111	55.5
7	GBR	1	59	59.0
8	BRA	1	62	62.0

**REBOUNDS**

Rk	Team	GP	Off	Def	Total	Avg
1	AUS	1	11	38	49	49.0
2	GER	1	10	36	46	46.0
3	MEX	2	27	64	91	45.5
4	NED	1	19	24	43	43.0
5	CHN	1	15	27	42	42.0
6	GBR	1	8	28	36	36.0
7	JPN	2	16	50	66	33.0
8	BRA	1	6	26	32	32.0

**ASSISTS**

Rk	Team	GP	Total	Avg
1	GER	1	19	19.0
2	JPN	2	32	16.0
3	AUS	1	13	13.0
3	CHN	1	13	13.0
5	NED	1	9	9.0
6	MEX	2	16	8.0
7	GBR	1	8	8.0
8	BRA	1	7	7.0

**FOULS**

Rk	Team	GP	Total	Avg
1	GER	1	15	15.0
1	NED	1	15	15.0
3	CHN	1	14	14.0
4	AUS	1	13	13.0
4	BRA	1	13	13.0
6	MEX	2	25	12.5
7	JPN	2	24	12.0
8	GBR	1	10	10.0

**TURNOVERS**

Rk	Team	GP	Total	Avg
1	MEX	2	48	24.0
2	CHN	1	19	19.0
3	GBR	1	17	17.0
4	JPN	2	27	13.5
5	BRA	1	13	13.0
6	GER	1	11	11.0
7	AUS	1	10	10.0
8	NED	1	6	6.0

**STEALS**

Rk	Team	GP	Total	Avg
1	NED	1	13	13.0
2	JPN	2	23	11.5
3	AUS	1	9	9.0
4	GER	1	7	7.0
5	CHN	1	6	6.0
6	MEX	2	4	2.0
7	BRA	1	2	2.0
7	GBR	1	2	2.0

**BLOCKED SHOTS**

Rk	Team	GP	Total	Avg
1	AUS	1	4	4.0
2	CHN	1	2	2.0
2	NED	1	2	2.0
4	MEX	2	2	1.0
5	GER	1	1	1.0
6	BRA	1		
6	GBR	1		
6	JPN	2		

**Legend:**

%	Shooting Percentage	<b>Avg</b>	Average per Game	<b>Def</b>	Defensive Rebounds	<b>GP</b>	Games Played
M/A	Made/Attempt	<b>Off</b>	Offensive Rebounds	<b>Rk</b>	Rank		



**TEAM STATISTICS** As of 8 SEP 2008

球队技术统计表

**TOTAL FIELD GOALS %**

Rk	Team	GP	M/A	%
1	GER	1	29/62	46.8
2	CAN	1	27/62	43.5
3	AUS	1	27/65	41.5
4	JPN	2	43/110	39.1
5	CHN	1	21/59	35.6
6	MEX	2	36/107	33.6
7	NED	2	40/135	29.6
8	BRA	1	15/54	27.8
9	GBR	1	14/54	25.9

**2 POINTS FIELD GOALS %**

Rk	Team	GP	M/A	%
1	GER	1	29/59	49.2
2	CAN	1	27/59	45.8
3	AUS	1	27/64	42.2
4	JPN	2	42/104	40.4
5	MEX	2	35/90	38.9
6	CHN	1	20/55	36.4
7	NED	2	40/129	31.0
8	BRA	1	15/52	28.8
9	GBR	1	14/51	27.5

**3 POINTS FIELD GOALS %**

Rk	Team	GP	M/A	%
1	CHN	1	1/4	25.0
2	JPN	2	1/6	16.7
3	MEX	2	1/17	5.9
4	AUS	1	0/1	0.0
4	BRA	1	0/2	0.0
4	CAN	1	0/3	0.0
4	GBR	1	0/3	0.0
4	GER	1	0/3	0.0
4	NED	2	0/6	0.0

**FREE THROWS %**

Rk	Team	GP	M/A	%
1	AUS	1	5/7	71.4
2	CAN	1	5/8	62.5
3	GER	1	4/8	50.0
4	JPN	2	14/30	46.7
5	NED	2	11/24	45.8
6	MEX	2	7/23	30.4
7	CHN	1	3/11	27.3
8	BRA	1	2/9	22.2
9	GBR	1	2/12	16.7

**POINTS FOR**

Rk	Team	GP	Total	Avg
1	GER	1	62	62.0
2	AUS	1	59	59.0
2	CAN	1	59	59.0
4	JPN	2	101	50.5
5	CHN	1	46	46.0
6	NED	2	91	45.5
7	MEX	2	80	40.0
8	BRA	1	32	32.0
9	GBR	1	30	30.0

**POINTS AGAINST**

Rk	Team	GP	Total	Avg
1	AUS	1	30	30.0
2	CAN	1	32	32.0
2	GER	1	32	32.0
4	JPN	2	80	40.0
5	CHN	1	49	49.0
6	NED	2	105	52.5
7	MEX	2	111	55.5
8	GBR	1	59	59.0
9	BRA	1	62	62.0

**REBOUNDS**

Rk	Team	GP	Off	Def	Total	Avg
1	AUS	1	11	38	49	49.0
2	GER	1	10	36	46	46.0
3	MEX	2	27	64	91	45.5
4	NED	2	34	55	89	44.5
5	CHN	1	15	27	42	42.0
6	CAN	1	5	31	36	36.0
6	GBR	1	8	28	36	36.0
8	JPN	2	16	50	66	33.0
9	BRA	1	6	26	32	32.0

**ASSISTS**

Rk	Team	GP	Total	Avg
1	GER	1	19	19.0
2	CAN	1	17	17.0
3	JPN	2	32	16.0
4	AUS	1	13	13.0
4	CHN	1	13	13.0
6	NED	2	18	9.0
7	MEX	2	16	8.0
8	GBR	1	8	8.0
9	BRA	1	7	7.0

**FOULS**

Rk	Team	GP	Total	Avg
1	NED	2	32	16.0
2	GER	1	15	15.0
3	CHN	1	14	14.0
4	AUS	1	13	13.0
4	BRA	1	13	13.0
6	MEX	2	25	12.5
7	JPN	2	24	12.0
8	CAN	1	12	12.0
9	GBR	1	10	10.0

**TURNOVERS**

Rk	Team	GP	Total	Avg
1	MEX	2	48	24.0
2	CHN	1	19	19.0
3	GBR	1	17	17.0
4	NED	2	28	14.0
5	JPN	2	27	13.5
6	BRA	1	13	13.0
7	GER	1	11	11.0
8	AUS	1	10	10.0
8	CAN	1	10	10.0

**STEALS**

Rk	Team	GP	Total	Avg
1	JPN	2	23	11.5
2	AUS	1	9	9.0
3	NED	2	17	8.5
4	GER	1	7	7.0
5	CHN	1	6	6.0
6	CAN	1	5	5.0
7	MEX	2	4	2.0
8	BRA	1	2	2.0
8	GBR	1	2	2.0

**BLOCKED SHOTS**

Rk	Team	GP	Total	Avg
1	AUS	1	4	4.0
2	CHN	1	2	2.0
3	MEX	2	2	1.0
3	NED	2	2	1.0
5	CAN	1	1	1.0
5	GER	1	1	1.0
7	BRA	1		
7	GBR	1		
7	JPN	2		

**Legend:**

%	Shooting Percentage	Avg	Average per Game	Def	Defensive Rebounds	GP	Games Played
M/A	Made/Attempt	Off	Offensive Rebounds	Rk	Rank		



**TEAM STATISTICS** As of 8 SEP 2008

球队技术统计表

**TOTAL FIELD GOALS %**

Rk	Team	GP	M/A	%
1	GER	1	29/62	46.8
2	CAN	1	27/62	43.5
3	AUS	2	56/136	41.2
4	JPN	2	43/110	39.1
5	CHN	1	21/59	35.6
6	MEX	2	36/107	33.6
7	NED	2	40/135	29.6
8	BRA	2	27/101	26.7
9	GBR	1	14/54	25.9

**2 POINTS FIELD GOALS %**

Rk	Team	GP	M/A	%
1	GER	1	29/59	49.2
2	CAN	1	27/59	45.8
3	AUS	2	56/132	42.4
4	JPN	2	42/104	40.4
5	MEX	2	35/90	38.9
6	CHN	1	20/55	36.4
7	NED	2	40/129	31.0
8	BRA	2	27/97	27.8
9	GBR	1	14/51	27.5

**3 POINTS FIELD GOALS %**

Rk	Team	GP	M/A	%
1	CHN	1	1/4	25.0
2	JPN	2	1/6	16.7
3	MEX	2	1/17	5.9
4	AUS	2	0/4	0.0
4	BRA	2	0/4	0.0
4	CAN	1	0/3	0.0
4	GBR	1	0/3	0.0
4	GER	1	0/3	0.0
4	NED	2	0/6	0.0

**FREE THROWS %**

Rk	Team	GP	M/A	%
1	CAN	1	5/8	62.5
2	AUS	2	13/23	56.5
3	GER	1	4/8	50.0
4	JPN	2	14/30	46.7
5	NED	2	11/24	45.8
6	BRA	2	8/22	36.4
7	MEX	2	7/23	30.4
8	CHN	1	3/11	27.3
9	GBR	1	2/12	16.7

**POINTS FOR**

Rk	Team	GP	Total	Avg
1	AUS	2	125	62.5
2	GER	1	62	62.0
3	CAN	1	59	59.0
4	JPN	2	101	50.5
5	CHN	1	46	46.0
6	NED	2	91	45.5
7	MEX	2	80	40.0
8	BRA	2	62	31.0
9	GBR	1	30	30.0

**POINTS AGAINST**

Rk	Team	GP	Total	Avg
1	AUS	2	60	30.0
2	CAN	1	32	32.0
2	GER	1	32	32.0
4	JPN	2	80	40.0
5	CHN	1	49	49.0
6	NED	2	105	52.5
7	MEX	2	111	55.5
8	GBR	1	59	59.0
9	BRA	2	128	64.0

**REBOUNDS**

Rk	Team	GP	Off	Def	Total	Avg
1	AUS	2	28	68	96	48.0
2	GER	1	10	36	46	46.0
3	MEX	2	27	64	91	45.5
4	NED	2	34	55	89	44.5
5	CHN	1	15	27	42	42.0
6	CAN	1	5	31	36	36.0
6	GBR	1	8	28	36	36.0
8	BRA	2	16	55	71	35.5
9	JPN	2	16	50	66	33.0

**ASSISTS**

Rk	Team	GP	Total	Avg
1	GER	1	19	19.0
2	CAN	1	17	17.0
3	JPN	2	32	16.0
4	AUS	2	26	13.0
5	CHN	1	13	13.0
6	NED	2	18	9.0
7	MEX	2	16	8.0
8	GBR	1	8	8.0
9	BRA	2	15	7.5

**FOULS**

Rk	Team	GP	Total	Avg
1	NED	2	32	16.0
2	GER	1	15	15.0
3	CHN	1	14	14.0
4	BRA	2	26	13.0
5	MEX	2	25	12.5
6	AUS	2	24	12.0
6	JPN	2	24	12.0
8	CAN	1	12	12.0
9	GBR	1	10	10.0

**TURNOVERS**

Rk	Team	GP	Total	Avg
1	MEX	2	48	24.0
2	BRA	2	40	20.0
3	CHN	1	19	19.0
4	GBR	1	17	17.0
5	NED	2	28	14.0
6	JPN	2	27	13.5
7	GER	1	11	11.0
8	AUS	2	20	10.0
9	CAN	1	10	10.0

**STEALS**

Rk	Team	GP	Total	Avg
1	AUS	2	26	13.0
2	JPN	2	23	11.5
3	NED	2	17	8.5
4	GER	1	7	7.0
5	CHN	1	6	6.0
6	CAN	1	5	5.0
7	BRA	2	4	2.0
7	MEX	2	4	2.0
9	GBR	1	2	2.0

**BLOCKED SHOTS**

Rk	Team	GP	Total	Avg
1	AUS	2	5	2.5
2	CHN	1	2	2.0
3	MEX	2	2	1.0
3	NED	2	2	1.0
5	CAN	1	1	1.0
5	GER	1	1	1.0
7	BRA	2	1	0.5
8	GBR	1		
8	JPN	2		

**Legend:**

%	Shooting Percentage	Avg	Average per Game	Def	Defensive Rebounds	GP	Games Played
M/A	Made/Attempt	Off	Offensive Rebounds	Rk	Rank		





## TEAM STATISTICS As of 8 SEP 2008

球队技术统计表

### TOTAL FIELD GOALS %

Rk	Team	GP	M/A	%
1	CAN	1	27/62	43.5
2	GER	2	45/108	41.7
3	AUS	2	56/136	41.2
4	JPN	2	43/110	39.1
5	CHN	1	21/59	35.6
6	MEX	2	36/107	33.6
7	NED	2	40/135	29.6
8	BRA	2	27/101	26.7
9	USA	1	16/61	26.2
10	GBR	1	14/54	25.9

### 2 POINTS FIELD GOALS %

Rk	Team	GP	M/A	%
1	CAN	1	27/59	45.8
2	GER	2	45/100	45.0
3	AUS	2	56/132	42.4
4	JPN	2	42/104	40.4
5	MEX	2	35/90	38.9
6	CHN	1	20/55	36.4
7	NED	2	40/129	31.0
8	BRA	2	27/97	27.8
9	GBR	1	14/51	27.5
10	USA	1	16/60	26.7

### 3 POINTS FIELD GOALS %

Rk	Team	GP	M/A	%
1	CHN	1	1/4	25.0
2	JPN	2	1/6	16.7
3	MEX	2	1/17	5.9
4	AUS	2	0/4	0.0
4	BRA	2	0/4	0.0
4	CAN	1	0/3	0.0
4	GBR	1	0/3	0.0
4	GER	2	0/8	0.0
4	NED	2	0/6	0.0
4	USA	1	0/1	0.0

### FREE THROWS %

Rk	Team	GP	M/A	%
1	CAN	1	5/8	62.5
2	USA	1	10/17	58.8
3	AUS	2	13/23	56.5
4	JPN	2	14/30	46.7
5	NED	2	11/24	45.8
6	GER	2	10/22	45.5
7	BRA	2	8/22	36.4
8	MEX	2	7/23	30.4
9	CHN	1	3/11	27.3
10	GBR	1	2/12	16.7

### POINTS FOR

Rk	Team	GP	Total	Avg
1	AUS	2	125	62.5
2	CAN	1	59	59.0
3	JPN	2	101	50.5
4	GER	2	100	50.0
5	CHN	1	46	46.0
6	NED	2	91	45.5
7	USA	1	42	42.0
8	MEX	2	80	40.0
9	BRA	2	62	31.0
10	GBR	1	30	30.0

### POINTS AGAINST

Rk	Team	GP	Total	Avg
1	AUS	2	60	30.0
2	CAN	1	32	32.0
3	GER	2	74	37.0
4	USA	1	38	38.0
5	JPN	2	80	40.0
6	CHN	1	49	49.0
7	NED	2	105	52.5
8	MEX	2	111	55.5
9	GBR	1	59	59.0
10	BRA	2	128	64.0

### REBOUNDS

Rk	Team	GP	Off	Def	Total	Avg
1	AUS	2	28	68	96	48.0
2	MEX	2	27	64	91	45.5
3	GER	2	15	74	89	44.5
3	NED	2	34	55	89	44.5
5	CHN	1	15	27	42	42.0
6	USA	1	11	28	39	39.0
7	CAN	1	5	31	36	36.0
7	GBR	1	8	28	36	36.0
9	BRA	2	16	55	71	35.5
10	JPN	2	16	50	66	33.0

### ASSISTS

Rk	Team	GP	Total	Avg
1	CAN	1	17	17.0
2	JPN	2	32	16.0
3	GER	2	31	15.5
4	AUS	2	26	13.0
5	CHN	1	13	13.0
6	NED	2	18	9.0
7	MEX	2	16	8.0
8	GBR	1	8	8.0
9	BRA	2	15	7.5
10	USA	1	7	7.0

### FOULS

Rk	Team	GP	Total	Avg
1	NED	2	32	16.0
2	USA	1	16	16.0
3	GER	2	31	15.5
4	CHN	1	14	14.0
5	BRA	2	26	13.0
6	MEX	2	25	12.5
7	AUS	2	24	12.0
7	JPN	2	24	12.0
9	CAN	1	12	12.0
10	GBR	1	10	10.0

### TURNOVERS

Rk	Team	GP	Total	Avg
1	MEX	2	48	24.0
2	BRA	2	40	20.0
3	CHN	1	19	19.0
4	GBR	1	17	17.0
5	GER	2	33	16.5
6	NED	2	28	14.0
7	JPN	2	27	13.5
8	USA	1	13	13.0
9	AUS	2	20	10.0
10	CAN	1	10	10.0

### STEALS

Rk	Team	GP	Total	Avg
1	AUS	2	26	13.0
2	JPN	2	23	11.5
3	USA	1	9	9.0
4	NED	2	17	8.5
5	CHN	1	6	6.0
6	GER	2	10	5.0
7	CAN	1	5	5.0
8	BRA	2	4	2.0
8	MEX	2	4	2.0
10	GBR	1	2	2.0

### BLOCKED SHOTS

Rk	Team	GP	Total	Avg
1	AUS	2	5	2.5
2	CHN	1	2	2.0
3	MEX	2	2	1.0
3	NED	2	2	1.0
5	CAN	1	1	1.0
6	BRA	2	1	0.5
6	GER	2	1	0.5
8	GBR	1		
8	JPN	2		
8	USA	1		

#### Legend:

%	Shooting Percentage	Avg	Average per Game	Def	Defensive Rebounds	GP	Games Played
M/A	Made/Attempt	Off	Offensive Rebounds	Rk	Rank		



**TEAM STATISTICS** As of 9 SEP 2008

球队技术统计表

**TOTAL FIELD GOALS %**

Rk	Team	GP	M/A	%
1	CAN	1	27/62	43.5
2	GER	2	45/108	41.7
3	AUS	2	56/136	41.2
4	JPN	2	43/110	39.1
5	CHN	2	46/120	38.3
6	MEX	3	51/158	32.3
7	NED	2	40/135	29.6
8	BRA	2	27/101	26.7
9	USA	1	16/61	26.2
10	GBR	1	14/54	25.9

**2 POINTS FIELD GOALS %**

Rk	Team	GP	M/A	%
1	CAN	1	27/59	45.8
2	GER	2	45/100	45.0
3	AUS	2	56/132	42.4
4	JPN	2	42/104	40.4
5	CHN	2	45/113	39.8
6	MEX	3	48/132	36.4
7	NED	2	40/129	31.0
8	BRA	2	27/97	27.8
9	GBR	1	14/51	27.5
10	USA	1	16/60	26.7

**3 POINTS FIELD GOALS %**

Rk	Team	GP	M/A	%
1	JPN	2	1/6	16.7
2	CHN	2	1/7	14.3
3	MEX	3	3/26	11.5
4	AUS	2	0/4	0.0
4	BRA	2	0/4	0.0
4	CAN	1	0/3	0.0
4	GBR	1	0/3	0.0
4	GER	2	0/8	0.0
4	NED	2	0/6	0.0
4	USA	1	0/1	0.0

**FREE THROWS %**

Rk	Team	GP	M/A	%
1	CAN	1	5/8	62.5
2	USA	1	10/17	58.8
3	AUS	2	13/23	56.5
4	JPN	2	14/30	46.7
5	NED	2	11/24	45.8
6	GER	2	10/22	45.5
7	BRA	2	8/22	36.4
8	MEX	3	12/38	31.6
9	CHN	2	6/21	28.6
10	GBR	1	2/12	16.7

**POINTS FOR**

Rk	Team	GP	Total	Avg
1	AUS	2	125	62.5
2	CAN	1	59	59.0
3	JPN	2	101	50.5
4	GER	2	100	50.0
5	CHN	2	99	49.5
6	NED	2	91	45.5
7	USA	1	42	42.0
8	MEX	3	117	39.0
9	BRA	2	62	31.0
10	GBR	1	30	30.0

**POINTS AGAINST**

Rk	Team	GP	Total	Avg
1	AUS	2	60	30.0
2	CAN	1	32	32.0
3	GER	2	74	37.0
4	USA	1	38	38.0
5	JPN	2	80	40.0
6	CHN	2	86	43.0
7	NED	2	105	52.5
8	MEX	3	164	54.7
9	GBR	1	59	59.0
10	BRA	2	128	64.0

**REBOUNDS**

Rk	Team	GP	Off	Def	Total	Avg
1	AUS	2	28	68	96	48.0
2	GER	2	15	74	89	44.5
2	NED	2	34	55	89	44.5
4	MEX	3	38	91	129	43.0
5	CHN	2	27	57	84	42.0
6	USA	1	11	28	39	39.0
7	CAN	1	5	31	36	36.0
7	GBR	1	8	28	36	36.0
9	BRA	2	16	55	71	35.5
10	JPN	2	16	50	66	33.0

**ASSISTS**

Rk	Team	GP	Total	Avg
1	CAN	1	17	17.0
2	JPN	2	32	16.0
3	GER	2	31	15.5
4	CHN	2	28	14.0
5	AUS	2	26	13.0
6	NED	2	18	9.0
7	GBR	1	8	8.0
8	BRA	2	15	7.5
9	MEX	3	22	7.3
10	USA	1	7	7.0

**FOULS**

Rk	Team	GP	Total	Avg
1	CHN	2	34	17.0
2	NED	2	32	16.0
3	USA	1	16	16.0
4	GER	2	31	15.5
5	MEX	3	39	13.0
6	BRA	2	26	13.0
7	AUS	2	24	12.0
7	JPN	2	24	12.0
9	CAN	1	12	12.0
10	GBR	1	10	10.0

**TURNOVERS**

Rk	Team	GP	Total	Avg
1	MEX	3	72	24.0
2	BRA	2	40	20.0
3	CHN	2	36	18.0
4	GBR	1	17	17.0
5	GER	2	33	16.5
6	NED	2	28	14.0
7	JPN	2	27	13.5
8	USA	1	13	13.0
9	AUS	2	20	10.0
10	CAN	1	10	10.0

**STEALS**

Rk	Team	GP	Total	Avg
1	AUS	2	26	13.0
2	JPN	2	23	11.5
3	CHN	2	20	10.0
4	USA	1	9	9.0
5	NED	2	17	8.5
6	GER	2	10	5.0
7	CAN	1	5	5.0
8	MEX	3	10	3.3
9	BRA	2	4	2.0
10	GBR	1	2	2.0

**BLOCKED SHOTS**

Rk	Team	GP	Total	Avg
1	AUS	2	5	2.5
2	CHN	2	3	1.5
3	MEX	3	3	1.0
4	NED	2	2	1.0
5	CAN	1	1	1.0
6	BRA	2	1	0.5
6	GER	2	1	0.5
8	GBR	1		
8	JPN	2		
8	USA	1		

**Legend:**

%	Shooting Percentage	Avg	Average per Game	Def	Defensive Rebounds	GP	Games Played
M/A	Made/Attempt	Off	Offensive Rebounds	Rk	Rank		

INDIVIDUAL STATISTICS As of 7 SEP 2008

个人技术统计

POINTS (by average)

Rk	Name	Team	GP	Total	Avg
1	CRISPIN C	AUS	1	16	16.0
2	CHAPLIN S	AUS	1	11	11.0
3	GAUCI K	AUS	1	10	10.0
3	STEWART S	AUS	1	10	10.0
5	STRANGE C	GBR	1	5	5.0
5	WAGER S	GBR	1	5	5.0
7	McDONALD P	GBR	1	4	4.0
7	O'KELLY-KENNEDY K	AUS	1	4	4.0
7	SUGDEN L	GBR	1	4	4.0
7	TESCH L	AUS	1	4	4.0

1 more players tied

REBOUNDS

Rk	Name	Team	GP	Off	Def	Total	Avg
1	CRISPIN C	AUS	1	1	7	8	8.0
1	TESCH L	AUS	1	2	6	8	8.0
3	FREEMAN H	GBR	1	3	4	7	7.0
4	TURNER H	GBR	1	1	5	6	6.0
4	WAGER S	GBR	1	2	4	6	6.0
6	CHAPLIN S	AUS	1		5	5	5.0
6	FOX J	GBR	1		5	5	5.0
6	GAUCI K	AUS	1	2	3	5	5.0
9	STEWART S	AUS	1	1	3	4	4.0
10	BURZYNSKI C	AUS	1		3	3	3.0

3 more players tied

FOULS ON

Rk	Name	Team	GP	Total	Avg
1	CHAPLIN S	AUS	1	5	5.0
1	GAUCI K	AUS	1	5	5.0
1	STRANGE C	GBR	1	5	5.0
4	WAGER S	GBR	1	3	3.0
5	FOX J	GBR	1	2	2.0
6	MACLEAN C	GBR	1	1	1.0
6	MATTHEWS C	GBR	1	1	1.0
6	McDONALD P	GBR	1	1	1.0

STEALS

Rk	Name	Team	GP	Total	Avg
1	GAUCI K	AUS	1	4	4.0
2	TESCH L	AUS	1	3	3.0
3	CHAPLIN S	AUS	1	1	1.0
3	STEWART S	AUS	1	1	1.0
3	STRANGE C	GBR	1	1	1.0
3	WILD A	GBR	1	1	1.0

POINTS (by total)

Rk	Name	Team	GP	Avg	Total
1	CRISPIN C	AUS	1	16.0	16
2	CHAPLIN S	AUS	1	11.0	11
3	GAUCI K	AUS	1	10.0	10
3	STEWART S	AUS	1	10.0	10
5	STRANGE C	GBR	1	5.0	5
5	WAGER S	GBR	1	5.0	5
7	McDONALD P	GBR	1	4.0	4
7	O'KELLY-KENNEDY K	AUS	1	4.0	4
7	SUGDEN L	GBR	1	4.0	4
7	TESCH L	AUS	1	4.0	4

1 more players tied

ASSISTS

Rk	Name	Team	GP	Total	Avg
1	TESCH L	AUS	1	4	4.0
2	FREEMAN H	GBR	1	3	3.0
2	GAUCI K	AUS	1	3	3.0
2	STRANGE C	GBR	1	3	3.0
5	STEWART S	AUS	1	2	2.0
6	BURZYNSKI C	AUS	1	1	1.0
6	FOX J	GBR	1	1	1.0
6	HALL M	AUS	1	1	1.0
6	HILL K	AUS	1	1	1.0
6	McKENZIE T	AUS	1	1	1.0

1 more players tied

BLOCKED SHOTS

Rk	Name	Team	GP	Total	Avg
1	STEWART S	AUS	1	2	2.0
2	DOMASCHENZ M	AUS	1	1	1.0
2	O'KELLY-KENNEDY K	AUS	1	1	1.0

TURNOVERS

Rk	Name	Team	GP	Total	Avg
1	FREEMAN H	GBR	1	4	4.0
1	TURNER H	GBR	1	4	4.0
3	McKENZIE T	AUS	1	3	3.0
3	WAGER S	GBR	1	3	3.0
5	GAUCI K	AUS	1	2	2.0
5	STRANGE C	GBR	1	2	2.0
7	BURZYNSKI C	AUS	1	1	1.0
7	CHAPLIN S	AUS	1	1	1.0
7	HILL K	AUS	1	1	1.0
7	MACLEAN C	GBR	1	1	1.0

4 more players tied



**INDIVIDUAL STATISTICS** As of 7 SEP 2008

个人技术统计

**TOTAL FIELD GOALS % (8 attempts/game minimum)**

Rk	Name	Team	GP	M/A	%
1	CRISPIN C	AUS	1	8/13	61.5
2	STEWART S	AUS	1	5/10	50.0
3	GAUCI K	AUS	1	4/13	30.8
4	WAGER S	GBR	1	2/8	25.0
5	STRANGE C	GBR	1	2/14	14.3

**TOTAL FIELD GOALS MADE**

Rk	Name	Team	GP	Total	Avg
1	CRISPIN C	AUS	1	8	8.0
2	STEWART S	AUS	1	5	5.0
3	CHAPLIN S	AUS	1	4	4.0
3	GAUCI K	AUS	1	4	4.0
5	McDONALD P	GBR	1	2	2.0
5	O'KELLY-KENNEDY K	AUS	1	2	2.0
5	STRANGE C	GBR	1	2	2.0
5	SUGDEN L	GBR	1	2	2.0
5	TESCH L	AUS	1	2	2.0
5	TURNER H	GBR	1	2	2.0

**2 POINTS FIELD GOALS % (6 attempts/game minimum)**

Rk	Name	Team	GP	M/A	%
1	CRISPIN C	AUS	1	8/13	61.5
2	CHAPLIN S	AUS	1	4/7	57.1
3	STEWART S	AUS	1	5/10	50.0
4	GAUCI K	AUS	1	4/12	33.3
5	TESCH L	AUS	1	2/6	33.3
6	O'KELLY-KENNEDY K	AUS	1	2/7	28.6
6	TURNER H	GBR	1	2/7	28.6
8	WAGER S	GBR	1	2/8	25.0
9	STRANGE C	GBR	1	2/11	18.2
10	FREEMAN H	GBR	1	1/6	16.7

**2 POINTS FIELD GOALS MADE**

Rk	Name	Team	GP	Total	Avg
1	CRISPIN C	AUS	1	8	8.0
2	STEWART S	AUS	1	5	5.0
3	CHAPLIN S	AUS	1	4	4.0
3	GAUCI K	AUS	1	4	4.0
5	McDONALD P	GBR	1	2	2.0
5	O'KELLY-KENNEDY K	AUS	1	2	2.0
5	STRANGE C	GBR	1	2	2.0
5	SUGDEN L	GBR	1	2	2.0
5	TESCH L	AUS	1	2	2.0
5	TURNER H	GBR	1	2	2.0

1 more players tied

**3 POINTS FIELD GOALS % (2 attempts/game minimum)**

Rk	Name	Team	GP	M/A	%
1	STRANGE C	GBR	1	0/3	0.0

1 more players tied

**3 POINTS FIELD GOALS MADE**

Rk	Name	Team	GP	Total	Avg

**FREE THROWS % (3 attempts/game minimum)**

Rk	Name	Team	GP	M/A	%
1	CHAPLIN S	AUS	1	3/5	60.0
2	STRANGE C	GBR	1	1/8	12.5

**FREE THROWS MADE**

Rk	Name	Team	GP	Total	Avg
1	CHAPLIN S	AUS	1	3	3.0
2	GAUCI K	AUS	1	2	2.0
3	STRANGE C	GBR	1	1	1.0
3	WAGER S	GBR	1	1	1.0

**Note:**

All Players eligible for these statistics must have played at least 50% of all games

**Legend:**

% Shooting Percentage      Avg Average per Game      Def Defensive Rebounds      GP Games Played  
M/A Made/Attempt      Off Offensive Rebounds      Rk Rank

INDIVIDUAL STATISTICS As of 9 SEP 2008

个人技术统计

POINTS (by average)

Rk	Name	Team	GP	Total	Avg
1	AMIMOTO M	JPN	3	55	18.3
2	VAZQUEZ D. L	MEX	3	54	18.0
3	MOHNEN M	GER	2	34	17.0
4	FU Y	CHN	2	33	16.5
5	TESCH L	AUS	3	37	12.3
6	TAKUBO I	JPN	3	36	12.0
7	RUDELL J	USA	2	24	12.0
8	CRISPIN C	AUS	3	33	11.0
9	HUITZING I	NED	2	22	11.0
10	van OOSTROM E	NED	2	21	10.5

POINTS (by total)

Rk	Name	Team	GP	Avg	Total
1	AMIMOTO M	JPN	3	18.3	55
2	VAZQUEZ D. L	MEX	3	18.0	54
3	TESCH L	AUS	3	12.3	37
4	TAKUBO I	JPN	3	12.0	36
5	MOHNEN M	GER	2	17.0	34
6	CRISPIN C	AUS	3	11.0	33
6	FU Y	CHN	2	16.5	33
8	CHAPLIN S	AUS	3	9.3	28
9	RUDELL J	USA	2	12.0	24
10	STEWART S	AUS	3	7.7	23

REBOUNDS

Rk	Name	Team	GP	Off	Def	Total	Avg
1	FU Y	CHN	2	7	22	29	14.5
2	VAZQUEZ D. L	MEX	3	6	33	39	13.0
3	MOHNEN M	GER	2	2	21	23	11.5
4	BUTTERBRODT M	GER	2	4	15	19	9.5
5	REIS C	BRA	2	4	14	18	9.0
6	TESCH L	AUS	3	7	19	26	8.7
7	ZHANG S	CHN	1	2	6	8	8.0
8	KORVER C	NED	2	7	8	15	7.5
8	MARTINS LS	BRA	2	4	11	15	7.5
10	TAKUBO I	JPN	3	5	16	21	7.0

ASSISTS

Rk	Name	Team	GP	Total	Avg
1	MORAES J	BRA	2	13	6.5
2	GAUCI K	AUS	3	16	5.3
3	RIPP C	USA	2	9	4.5
4	ZHANG S	CHN	1	4	4.0
5	MASHIKO M	JPN	3	11	3.7
6	CHEN D	CHN	2	7	3.5
6	THOMAS M	CAN	2	7	3.5
8	VAZQUEZ D. L	MEX	3	10	3.3
9	BUTTERBRODT M	GER	2	6	3.0
9	ZEYEN A	GER	2	6	3.0

1 more players tied

FOULS ON

Rk	Name	Team	GP	Total	Avg
1	MORAES J	BRA	2	13	6.5
2	AMIMOTO M	JPN	3	17	5.7
2	VAZQUEZ D. L	MEX	3	17	5.7
4	STRANGE C	GBR	1	5	5.0
5	ESTRADA BERNAL F	MEX	3	14	4.7
6	BUTTERBRODT M	GER	2	9	4.5
6	RUDELL J	USA	2	9	4.5
8	RIPP C	USA	2	8	4.0
9	BENOIT C	CAN	2	7	3.5
9	LIU M	CHN	2	7	3.5

1 more players tied

STEALS

Rk	Name	Team	GP	Total	Avg
1	FU Y	CHN	2	9	4.5
2	TESCH L	AUS	3	12	4.0
3	KORVER C	NED	2	7	3.5
4	GAUCI K	AUS	3	10	3.3
5	AMIMOTO M	JPN	3	7	2.3
6	CAO Q	CHN	2	4	2.0
6	LIU M	CHN	2	4	2.0
6	MOHNEN M	GER	2	4	2.0
6	WHEELER S	USA	2	4	2.0
10	MASHIKO M	JPN	3	5	1.7

1 more players tied

BLOCKED SHOTS

Rk	Name	Team	GP	Total	Avg
1	HUITZING I	NED	2	2	1.0
2	HAO W	CHN	1	1	1.0
2	ZHANG S	CHN	1	1	1.0
4	STEWART S	AUS	3	2	0.7
4	TESCH L	AUS	3	2	0.7
6	FRANKS L	CAN	2	1	0.5
6	FU Y	CHN	2	1	0.5
6	MARTINS LS	BRA	2	1	0.5
6	MOHNEN M	GER	2	1	0.5
6	O'KELLY-KENNEDY K	AUS	2	1	0.5

1 more players tied

TURNOVERS

Rk	Name	Team	GP	Total	Avg
1	MORAES J	BRA	2	16	8.0
2	FU Y	CHN	2	11	5.5
3	MARTINS LS	BRA	2	10	5.0
4	VAZQUEZ D. L	MEX	3	14	4.7
5	TORRES LOPEZ R	MEX	3	13	4.3
6	MIRANDA CM	MEX	3	12	4.0
7	FREEMAN H	GBR	1	4	4.0
7	TURNER H	GBR	1	4	4.0
7	ZHANG S	CHN	1	4	4.0
10	KORVER C	NED	2	7	3.5

2 more players tied



**INDIVIDUAL STATISTICS** As of 9 SEP 2008

个人技术统计

**TOTAL FIELD GOALS % (8 attempts/game minimum)**

Rk	Name	Team	GP	M/A	%
1	CRISPIN C	AUS	3	16/26	61.5
2	TESCH L	AUS	3	18/32	56.2
3	MOHNEN M	GER	2	16/30	53.3
4	van OOSTROM E	NED	2	9/18	50.0
5	CHEN D	CHN	2	8/17	47.1
6	WHEELER S	USA	2	7/15	46.7
7	FU Y	CHN	2	16/36	44.4
8	TAKUBO I	JPN	3	17/39	43.6
9	HUITZING I	NED	2	10/24	41.7
10	AMIMOTO M	JPN	3	21/51	41.2

**TOTAL FIELD GOALS MADE**

Rk	Name	Team	GP	Total	Avg
1	FU Y	CHN	2	16	8.0
1	MOHNEN M	GER	2	16	8.0
3	VAZQUEZ D. L	MEX	3	23	7.7
4	AMIMOTO M	JPN	3	21	7.0
5	TESCH L	AUS	3	18	6.0
6	TAKUBO I	JPN	3	17	5.7
7	CRISPIN C	AUS	3	16	5.3
8	HUITZING I	NED	2	10	5.0
9	MARTINS LS	BRA	2	9	4.5
10	RUDELL J	USA	2	9	4.5

1 more players tied

**2 POINTS FIELD GOALS MADE**

Rk	Name	Team	GP	Total	Avg
1	FU Y	CHN	2	16	8.0
1	MOHNEN M	GER	2	16	8.0
3	AMIMOTO M	JPN	3	20	6.7
3	VAZQUEZ D. L	MEX	3	20	6.7
5	TESCH L	AUS	3	18	6.0
6	TAKUBO I	JPN	3	17	5.7
7	CRISPIN C	AUS	3	16	5.3
8	HUITZING I	NED	2	10	5.0
9	MARTINS LS	BRA	2	9	4.5
9	RUDELL J	USA	2	9	4.5

1 more players tied

**3 POINTS FIELD GOALS MADE**

Rk	Name	Team	GP	Total	Avg
1	VAZQUEZ D. L	MEX	3	3	1.0
2	CHEN D	CHN	2	1	0.5
3	AMIMOTO M	JPN	3	1	0.3

**2 POINTS FIELD GOALS % (6 attempts/game minimum)**

Rk	Name	Team	GP	M/A	%
1	CRISPIN C	AUS	3	16/26	61.5
2	LIU M	CHN	2	8/13	61.5
3	TESCH L	AUS	3	18/31	58.1
4	MOHNEN M	GER	2	16/28	57.1
5	CHEN D	CHN	2	7/13	53.8
6	van OOSTROM E	NED	2	9/17	52.9
7	VAZQUEZ D. L	MEX	3	20/39	51.3
8	MIRANDA CM	MEX	3	8/17	47.1
9	BUTTERBRODT M	GER	2	7/15	46.7
9	WHEELER S	USA	2	7/15	46.7

**3 POINTS FIELD GOALS % (2 attempts/game minimum)**

Rk	Name	Team	GP	M/A	%
1	CHEN D	CHN	2	1/4	25.0
2	VAZQUEZ D. L	MEX	3	3/18	16.7
3	KORVER C	NED	2	0/3	0.0
3	MORAES J	BRA	2	0/4	0.0
3	SCHUNEMANN G	GER	2	0/3	0.0
3	STRANGE C	GBR	1	0/3	0.0

**FREE THROWS % (3 attempts/game minimum)**

Rk	Name	Team	GP	M/A	%
1	RUDELL J	USA	2	6/9	66.7
2	RIPP C	USA	2	8/13	61.5
3	HOFFMAN C	USA	2	3/5	60.0
3	KORVER C	NED	2	3/5	60.0
3	van OOSTROM E	NED	2	3/5	60.0
6	THOMAS M	CAN	2	4/7	57.1
7	AMIMOTO M	JPN	3	12/24	50.0
8	MORAES J	BRA	2	5/10	50.0
9	CHAPLIN S	AUS	3	4/8	50.0
10	ZEYEN A	GER	2	3/6	50.0

**FREE THROWS MADE**

Rk	Name	Team	GP	Total	Avg
1	AMIMOTO M	JPN	3	12	4.0
2	RIPP C	USA	2	8	4.0
3	RUDELL J	USA	2	6	3.0
4	MORAES J	BRA	2	5	2.5
5	O'KELLY-KENNEDY K	AUS	2	4	2.0
5	THOMAS M	CAN	2	4	2.0
7	VAZQUEZ D. L	MEX	3	5	1.7
8	BUTTERBRODT M	GER	2	3	1.5
8	HOFFMAN C	USA	2	3	1.5
8	KORVER C	NED	2	3	1.5

2 more players tied

**Note:**

All Players eligible for these statistics must have played at least 50% of all games

**Legend:**

%	Shooting Percentage	<b>Avg</b>	Average per Game	<b>Def</b>	Defensive Rebounds	<b>GP</b>	Games Played
M/A	Made/Attempt	<b>Off</b>	Offensive Rebounds	<b>Rk</b>	Rank		



## INDIVIDUAL STATISTICS As of 9 SEP 2008

个人技术统计

### POINTS (by average)

Rk	Name	Team	GP	Total	Avg
1	AMIMOTO M	JPN	3	64	21.3
2	VAZQUEZ D. L	MEX	3	54	18.0
3	MOHNEN M	GER	2	34	17.0
4	FU Y	CHN	2	33	16.5
5	TAKUBO I	JPN	3	40	13.3
6	THOMAS M	CAN	2	26	13.0
7	TESCH L	AUS	3	37	12.3
8	RUDELLE J	USA	2	24	12.0
9	CRISPIN C	AUS	3	33	11.0
10	HUITZING I	NED	2	22	11.0

### POINTS (by total)

Rk	Name	Team	GP	Avg	Total
1	AMIMOTO M	JPN	3	21.3	64
2	VAZQUEZ D. L	MEX	3	18.0	54
3	TAKUBO I	JPN	3	13.3	40
4	TESCH L	AUS	3	12.3	37
5	MOHNEN M	GER	2	17.0	34
6	CRISPIN C	AUS	3	11.0	33
6	FU Y	CHN	2	16.5	33
8	CHAPLIN S	AUS	3	9.3	28
9	THOMAS M	CAN	2	13.0	26
10	RUDELLE J	USA	2	12.0	24

### REBOUNDS

Rk	Name	Team	GP	Off	Def	Total	Avg
1	FU Y	CHN	2	7	22	29	14.5
2	VAZQUEZ D. L	MEX	3	6	33	39	13.0
3	MOHNEN M	GER	2	2	21	23	11.5
4	THOMAS M	CAN	2	2	19	21	10.5
5	TAKUBO I	JPN	3	7	23	30	10.0
6	BUTTERBRODT M	GER	2	4	15	19	9.5
7	TESCH L	AUS	3	7	19	26	8.7
8	AMIMOTO M	JPN	3	4	20	24	8.0
9	ZHANG S	CHN	1	2	6	8	8.0
10	KORVER C	NED	2	7	8	15	7.5

### ASSISTS

Rk	Name	Team	GP	Total	Avg
1	GAUCI K	AUS	3	16	5.3
2	MASHIKO M	JPN	3	15	5.0
3	MORAES J	BRA	3	14	4.7
4	RIPP C	USA	2	9	4.5
5	ZHANG S	CHN	1	4	4.0
6	CHEN D	CHN	2	7	3.5
6	THOMAS M	CAN	2	7	3.5
8	VAZQUEZ D. L	MEX	3	10	3.3
9	BUTTERBRODT M	GER	2	6	3.0
9	OUELLET C	CAN	2	6	3.0

### FOULS ON

Rk	Name	Team	GP	Total	Avg
1	AMIMOTO M	JPN	3	21	7.0
2	VAZQUEZ D. L	MEX	3	17	5.7
3	ESTRADA BERNAL F	MEX	3	14	4.7
4	BUTTERBRODT M	GER	2	9	4.5
4	RUDELLE J	USA	2	9	4.5
4	THOMAS M	CAN	2	9	4.5
7	MORAES J	BRA	3	13	4.3
8	BENOIT C	CAN	2	8	4.0
8	RIPP C	USA	2	8	4.0
10	TAKUBO I	JPN	3	11	3.7

### BLOCKED SHOTS

Rk	Name	Team	GP	Total	Avg
1	HUITZING I	NED	2	2	1.0
2	HAO W	CHN	1	1	1.0
2	ZHANG S	CHN	1	1	1.0
4	STEWART S	AUS	3	2	0.7
4	TESCH L	AUS	3	2	0.7
6	FRANKS L	CAN	2	1	0.5
6	FU Y	CHN	2	1	0.5
6	MOHNEN M	GER	2	1	0.5
6	O'KELLY-KENNEDY K	AUS	2	1	0.5
6	RUDELLE J	USA	2	1	0.5

### STEALS

Rk	Name	Team	GP	Total	Avg
1	FU Y	CHN	2	9	4.5
2	TESCH L	AUS	3	12	4.0
3	KORVER C	NED	2	7	3.5
4	GAUCI K	AUS	3	10	3.3
5	AMIMOTO M	JPN	3	7	2.3
6	MASHIKO M	JPN	3	6	2.0
6	TAKUBO I	JPN	3	6	2.0
8	CAO Q	CHN	2	4	2.0
8	LIU M	CHN	2	4	2.0
8	MOHNEN M	GER	2	4	2.0

1 more players tied

### TURNOVERS

Rk	Name	Team	GP	Total	Avg
1	MORAES J	BRA	3	18	6.0
2	FU Y	CHN	2	11	5.5
3	VAZQUEZ D. L	MEX	3	14	4.7
4	TORRES LOPEZ R	MEX	3	13	4.3
5	MARTINS LS	BRA	3	12	4.0
5	MIRANDA CM	MEX	3	12	4.0
7	FREEMAN H	GBR	1	4	4.0
7	ZHANG S	CHN	1	4	4.0
9	KORVER C	NED	2	7	3.5
9	MOHNEN M	GER	2	7	3.5

1 more players tied



**INDIVIDUAL STATISTICS** As of 9 SEP 2008

个人技术统计

**TOTAL FIELD GOALS % (8 attempts/game minimum)**

Rk	Name	Team	GP	M/A	%
1	CRISPIN C	AUS	3	16/26	61.5
2	TESCH L	AUS	3	18/32	56.2
3	MOHNEN M	GER	2	16/30	53.3
4	van OOSTROM E	NED	2	9/18	50.0
5	CHEN D	CHN	2	8/17	47.1
6	WHEELER S	USA	2	7/15	46.7
7	FU Y	CHN	2	16/36	44.4
8	TAKUBO I	JPN	3	19/45	42.2
9	AMIMOTO M	JPN	3	24/57	42.1
10	HUITZING I	NED	2	10/24	41.7

**TOTAL FIELD GOALS MADE**

Rk	Name	Team	GP	Total	Avg
1	AMIMOTO M	JPN	3	24	8.0
2	FU Y	CHN	2	16	8.0
2	MOHNEN M	GER	2	16	8.0
4	VAZQUEZ D. L	MEX	3	23	7.7
5	TAKUBO I	JPN	3	19	6.3
6	TESCH L	AUS	3	18	6.0
7	THOMAS M	CAN	2	11	5.5
8	CRISPIN C	AUS	3	16	5.3
9	HUITZING I	NED	2	10	5.0
10	RUDELL J	USA	2	9	4.5

1 more players tied

**2 POINTS FIELD GOALS MADE**

Rk	Name	Team	GP	Total	Avg
1	FU Y	CHN	2	16	8.0
1	MOHNEN M	GER	2	16	8.0
3	AMIMOTO M	JPN	3	23	7.7
4	VAZQUEZ D. L	MEX	3	20	6.7
5	TAKUBO I	JPN	3	19	6.3
6	TESCH L	AUS	3	18	6.0
7	THOMAS M	CAN	2	11	5.5
8	CRISPIN C	AUS	3	16	5.3
9	HUITZING I	NED	2	10	5.0
10	RUDELL J	USA	2	9	4.5

1 more players tied

**3 POINTS FIELD GOALS MADE**

Rk	Name	Team	GP	Total	Avg
1	VAZQUEZ D. L	MEX	3	3	1.0
2	CHEN D	CHN	2	1	0.5
2	HARNOCK K	CAN	2	1	0.5
4	AMIMOTO M	JPN	3	1	0.3

**2 POINTS FIELD GOALS % (6 attempts/game minimum)**

Rk	Name	Team	GP	M/A	%
1	CRISPIN C	AUS	3	16/26	61.5
2	LIU M	CHN	2	8/13	61.5
3	TESCH L	AUS	3	18/31	58.1
4	MOHNEN M	GER	2	16/28	57.1
5	CHEN D	CHN	2	7/13	53.8
6	van OOSTROM E	NED	2	9/17	52.9
7	VAZQUEZ D. L	MEX	3	20/39	51.3
8	TAKABAYASHI M	JPN	3	9/18	50.0
9	HARNOCK K	CAN	2	6/12	50.0
10	MIRANDA CM	MEX	3	8/17	47.1

**3 POINTS FIELD GOALS % (2 attempts/game minimum)**

Rk	Name	Team	GP	M/A	%
1	CHEN D	CHN	2	1/4	25.0
2	VAZQUEZ D. L	MEX	3	3/18	16.7
3	KORVER C	NED	2	0/3	0.0
3	SCHUNEMANN G	GER	2	0/3	0.0
3	STRANGE C	GBR	2	0/3	0.0

**FREE THROWS % (3 attempts/game minimum)**

Rk	Name	Team	GP	M/A	%
1	RUDELL J	USA	2	6/9	66.7
2	RIPP C	USA	2	8/13	61.5
3	HOFFMAN C	USA	2	3/5	60.0
3	KORVER C	NED	2	3/5	60.0
3	van OOSTROM E	NED	2	3/5	60.0
6	THOMAS M	CAN	2	4/7	57.1
7	AMIMOTO M	JPN	3	15/29	51.7
8	CHAPLIN S	AUS	3	4/8	50.0
9	ZEYEN A	GER	2	3/6	50.0
10	BUTTERBRODT M	GER	2	3/7	42.8

**FREE THROWS MADE**

Rk	Name	Team	GP	Total	Avg
1	AMIMOTO M	JPN	3	15	5.0
2	RIPP C	USA	2	8	4.0
3	RUDELL J	USA	2	6	3.0
4	O'KELLY-KENNEDY K	AUS	2	4	2.0
4	THOMAS M	CAN	2	4	2.0
6	MORAES J	BRA	3	5	1.7
6	VAZQUEZ D. L	MEX	3	5	1.7
8	BUTTERBRODT M	GER	2	3	1.5
8	HOFFMAN C	USA	2	3	1.5
8	KORVER C	NED	2	3	1.5

2 more players tied

**Note:**

All Players eligible for these statistics must have played at least 50% of all games

**Legend:**

% Shooting Percentage      Avg Average per Game      Def Defensive Rebounds      GP Games Played  
M/A Made/Attempt      Off Offensive Rebounds      Rk Rank



INDIVIDUAL STATISTICS As of 9 SEP 2008

个人技术统计

POINTS (by average)

Rk	Name	Team	GP	Total	Avg
1	AMIMOTO M	JPN	3	64	21.3
2	VAZQUEZ D. L	MEX	3	54	18.0
3	MOHNEN M	GER	2	34	17.0
4	FU Y	CHN	2	33	16.5
5	TAKUBO I	JPN	3	40	13.3
6	THOMAS M	CAN	2	26	13.0
7	TESCH L	AUS	3	37	12.3
8	RUDELLE J	USA	2	24	12.0
9	CRISPIN C	AUS	3	33	11.0
10	HUITZING I	NED	2	22	11.0

POINTS (by total)

Rk	Name	Team	GP	Avg	Total
1	AMIMOTO M	JPN	3	21.3	64
2	VAZQUEZ D. L	MEX	3	18.0	54
3	TAKUBO I	JPN	3	13.3	40
4	TESCH L	AUS	3	12.3	37
5	MOHNEN M	GER	2	17.0	34
6	CRISPIN C	AUS	3	11.0	33
6	FU Y	CHN	2	16.5	33
8	MORAES J	BRA	3	10.3	31
9	CHAPLIN S	AUS	3	9.3	28
10	MARTINS LS	BRA	3	8.7	26

1 more players tied

REBOUNDS

Rk	Name	Team	GP	Off	Def	Total	Avg
1	FU Y	CHN	2	7	22	29	14.5
2	VAZQUEZ D. L	MEX	3	6	33	39	13.0
3	MOHNEN M	GER	2	2	21	23	11.5
4	THOMAS M	CAN	2	2	19	21	10.5
5	TAKUBO I	JPN	3	7	23	30	10.0
6	BUTTERBRODT M	GER	2	4	15	19	9.5
6	WAGER S	GBR	2	4	15	19	9.5
8	REIS C	BRA	3	7	19	26	8.7
8	TESCH L	AUS	3	7	19	26	8.7
10	AMIMOTO M	JPN	3	4	20	24	8.0

ASSISTS

Rk	Name	Team	GP	Total	Avg
1	GAUCI K	AUS	3	16	5.3
1	MORAES J	BRA	3	16	5.3
3	MASHIKO M	JPN	3	15	5.0
4	RIPP C	USA	2	9	4.5
4	STRANGE C	GBR	2	9	4.5
6	ZHANG S	CHN	1	4	4.0
7	CHEN D	CHN	2	7	3.5
7	THOMAS M	CAN	2	7	3.5
9	VAZQUEZ D. L	MEX	3	10	3.3
10	BUTTERBRODT M	GER	2	6	3.0

2 more players tied

FOULS ON

Rk	Name	Team	GP	Total	Avg
1	AMIMOTO M	JPN	3	21	7.0
2	MORAES J	BRA	3	18	6.0
3	VAZQUEZ D. L	MEX	3	17	5.7
4	ESTRADA BERNAL F	MEX	3	14	4.7
5	BUTTERBRODT M	GER	2	9	4.5
5	RUDELLE J	USA	2	9	4.5
5	THOMAS M	CAN	2	9	4.5
8	BENOIT C	CAN	2	8	4.0
8	RIPP C	USA	2	8	4.0
10	TAKUBO I	JPN	3	11	3.7

BLOCKED SHOTS

Rk	Name	Team	GP	Total	Avg
1	HUITZING I	NED	2	2	1.0
2	HAO W	CHN	1	1	1.0
2	ZHANG S	CHN	1	1	1.0
4	MARTINS LS	BRA	3	2	0.7
4	STEWART S	AUS	3	2	0.7
4	TESCH L	AUS	3	2	0.7
7	FRANKS L	CAN	2	1	0.5
7	FU Y	CHN	2	1	0.5
7	MOHNEN M	GER	2	1	0.5
7	O'KELLY-KENNEDY K	AUS	2	1	0.5

2 more players tied

STEALS

Rk	Name	Team	GP	Total	Avg
1	FU Y	CHN	2	9	4.5
2	TESCH L	AUS	3	12	4.0
3	KORVER C	NED	2	7	3.5
4	GAUCI K	AUS	3	10	3.3
5	AMIMOTO M	JPN	3	7	2.3
6	MASHIKO M	JPN	3	6	2.0
6	TAKUBO I	JPN	3	6	2.0
8	CAO Q	CHN	2	4	2.0
8	LIU M	CHN	2	4	2.0
8	MOHNEN M	GER	2	4	2.0

1 more players tied

TURNOVERS

Rk	Name	Team	GP	Total	Avg
1	MORAES J	BRA	3	25	8.3
2	FU Y	CHN	2	11	5.5
3	VAZQUEZ D. L	MEX	3	14	4.7
4	TORRES LOPEZ R	MEX	3	13	4.3
5	MARTINS LS	BRA	3	12	4.0
5	MIRANDA CM	MEX	3	12	4.0
7	ZHANG S	CHN	1	4	4.0
8	KORVER C	NED	2	7	3.5
8	MOHNEN M	GER	2	7	3.5
8	WHEELER S	USA	2	7	3.5



**INDIVIDUAL STATISTICS** As of 9 SEP 2008

个人技术统计

**TOTAL FIELD GOALS % (8 attempts/game minimum)**

Rk	Name	Team	GP	M/A	%
1	CRISPIN C	AUS	3	16/26	61.5
2	TESCH L	AUS	3	18/32	56.2
3	MOHNEN M	GER	2	16/30	53.3
4	van OOSTROM E	NED	2	9/18	50.0
5	CHEN D	CHN	2	8/17	47.1
6	WHEELER S	USA	2	7/15	46.7
7	FU Y	CHN	2	16/36	44.4
8	TAKUBO I	JPN	3	19/45	42.2
9	AMIMOTO M	JPN	3	24/57	42.1
10	HUITZING I	NED	2	10/24	41.7

**TOTAL FIELD GOALS MADE**

Rk	Name	Team	GP	Total	Avg
1	AMIMOTO M	JPN	3	24	8.0
2	FU Y	CHN	2	16	8.0
2	MOHNEN M	GER	2	16	8.0
4	VAZQUEZ D. L	MEX	3	23	7.7
5	TAKUBO I	JPN	3	19	6.3
6	TESCH L	AUS	3	18	6.0
7	THOMAS M	CAN	2	11	5.5
8	CRISPIN C	AUS	3	16	5.3
9	HUITZING I	NED	2	10	5.0
10	RUDELL J	USA	2	9	4.5

2 more players tied

**2 POINTS FIELD GOALS MADE**

Rk	Name	Team	GP	Total	Avg
1	FU Y	CHN	2	16	8.0
1	MOHNEN M	GER	2	16	8.0
3	AMIMOTO M	JPN	3	23	7.7
4	VAZQUEZ D. L	MEX	3	20	6.7
5	TAKUBO I	JPN	3	19	6.3
6	TESCH L	AUS	3	18	6.0
7	THOMAS M	CAN	2	11	5.5
8	CRISPIN C	AUS	3	16	5.3
9	HUITZING I	NED	2	10	5.0
10	RUDELL J	USA	2	9	4.5

2 more players tied

**3 POINTS FIELD GOALS MADE**

Rk	Name	Team	GP	Total	Avg
1	VAZQUEZ D. L	MEX	3	3	1.0
2	CHEN D	CHN	2	1	0.5
2	HARNOCK K	CAN	2	1	0.5
4	AMIMOTO M	JPN	3	1	0.3

**2 POINTS FIELD GOALS % (6 attempts/game minimum)**

Rk	Name	Team	GP	M/A	%
1	CRISPIN C	AUS	3	16/26	61.5
2	LIU M	CHN	2	8/13	61.5
3	TESCH L	AUS	3	18/31	58.1
4	MOHNEN M	GER	2	16/28	57.1
5	CHEN D	CHN	2	7/13	53.8
6	van OOSTROM E	NED	2	9/17	52.9
7	VAZQUEZ D. L	MEX	3	20/39	51.3
8	TAKABAYASHI M	JPN	3	9/18	50.0
9	HARNOCK K	CAN	2	6/12	50.0
10	MIRANDA CM	MEX	3	8/17	47.1

**3 POINTS FIELD GOALS % (2 attempts/game minimum)**

Rk	Name	Team	GP	M/A	%
1	CHEN D	CHN	2	1/4	25.0
2	VAZQUEZ D. L	MEX	3	3/18	16.7
3	KORVER C	NED	2	0/3	0.0
3	MORAES J	BRA	3	0/8	0.0
3	SCHUNEMANN G	GER	2	0/3	0.0
3	STRANGE C	GBR	2	0/3	0.0

**FREE THROWS % (3 attempts/game minimum)**

Rk	Name	Team	GP	M/A	%
1	RUDELL J	USA	2	6/9	66.7
2	RIPP C	USA	2	8/13	61.5
3	HOFFMAN C	USA	2	3/5	60.0
3	KORVER C	NED	2	3/5	60.0
3	van OOSTROM E	NED	2	3/5	60.0
6	THOMAS M	CAN	2	4/7	57.1
7	AMIMOTO M	JPN	3	15/29	51.7
8	CHAPLIN S	AUS	3	4/8	50.0
9	ZEYEN A	GER	2	3/6	50.0
10	MORAES J	BRA	3	7/15	46.7

**FREE THROWS MADE**

Rk	Name	Team	GP	Total	Avg
1	AMIMOTO M	JPN	3	15	5.0
2	RIPP C	USA	2	8	4.0
3	RUDELL J	USA	2	6	3.0
4	MORAES J	BRA	3	7	2.3
5	O'KELLY-KENNEDY K	AUS	2	4	2.0
5	THOMAS M	CAN	2	4	2.0
7	VAZQUEZ D. L	MEX	3	5	1.7
8	BUTTERBRODT M	GER	2	3	1.5
8	HOFFMAN C	USA	2	3	1.5
8	KORVER C	NED	2	3	1.5

2 more players tied

**Note:**

All Players eligible for these statistics must have played at least 50% of all games

**Legend:**

% Shooting Percentage      Avg Average per Game      Def Defensive Rebounds      GP Games Played  
M/A Made/Attempt      Off Offensive Rebounds      Rk Rank

## INDIVIDUAL STATISTICS As of 10 SEP 2008

个人技术统计

### POINTS (by average)

Rk	Name	Team	GP	Total	Avg
1	AMIMOTO M	JPN	4	88	22.0
2	VAZQUEZ D. L	MEX	3	54	18.0
3	MOHNEN M	GER	2	34	17.0
4	FU Y	CHN	2	33	16.5
5	TAKUBO I	JPN	4	65	16.3
6	THOMAS M	CAN	2	26	13.0
7	van OOSTROM E	NED	3	38	12.7
8	TESCH L	AUS	3	37	12.3
9	RUDELLE J	USA	2	24	12.0
10	CRISPIN C	AUS	3	33	11.0

### POINTS (by total)

Rk	Name	Team	GP	Avg	Total
1	AMIMOTO M	JPN	4	22.0	88
2	TAKUBO I	JPN	4	16.3	65
3	VAZQUEZ D. L	MEX	3	18.0	54
4	van OOSTROM E	NED	3	12.7	38
5	TESCH L	AUS	3	12.3	37
6	MOHNEN M	GER	2	17.0	34
7	CRISPIN C	AUS	3	11.0	33
7	FU Y	CHN	2	16.5	33
9	MORAES J	BRA	3	10.3	31
10	HUITZING I	NED	3	10.0	30

### REBOUNDS

Rk	Name	Team	GP	Off	Def	Total	Avg
1	FU Y	CHN	2	7	22	29	14.5
2	VAZQUEZ D. L	MEX	3	6	33	39	13.0
3	MOHNEN M	GER	2	2	21	23	11.5
4	THOMAS M	CAN	2	2	19	21	10.5
5	BUTTERBRODT M	GER	2	4	15	19	9.5
5	WAGER S	GBR	2	4	15	19	9.5
7	TAKUBO I	JPN	4	7	29	36	9.0
8	REIS C	BRA	3	7	19	26	8.7
8	TESCH L	AUS	3	7	19	26	8.7
10	ZHANG S	CHN	1	2	6	8	8.0

### ASSISTS

Rk	Name	Team	GP	Total	Avg
1	GAUCI K	AUS	3	16	5.3
1	MORAES J	BRA	3	16	5.3
3	MASHIKO M	JPN	4	19	4.8
4	RIPP C	USA	2	9	4.5
4	STRANGE C	GBR	2	9	4.5
6	ZHANG S	CHN	1	4	4.0
7	CHEN D	CHN	2	7	3.5
7	THOMAS M	CAN	2	7	3.5
9	OOSTERBAAN R	NED	3	10	3.3
9	VAZQUEZ D. L	MEX	3	10	3.3

### FOULS ON

Rk	Name	Team	GP	Total	Avg
1	AMIMOTO M	JPN	4	30	7.5
2	MORAES J	BRA	3	18	6.0
3	VAZQUEZ D. L	MEX	3	17	5.7
4	ESTRADA BERNAL F	MEX	3	14	4.7
5	BUTTERBRODT M	GER	2	9	4.5
5	RUDELLE J	USA	2	9	4.5
5	THOMAS M	CAN	2	9	4.5
8	TAKUBO I	JPN	4	16	4.0
9	BENOIT C	CAN	2	8	4.0
9	RIPP C	USA	2	8	4.0

### BLOCKED SHOTS

Rk	Name	Team	GP	Total	Avg
1	HAO W	CHN	1	1	1.0
1	ZHANG S	CHN	1	1	1.0
3	HUITZING I	NED	3	2	0.7
3	MARTINS LS	BRA	3	2	0.7
3	STEWART S	AUS	3	2	0.7
3	TESCH L	AUS	3	2	0.7
3	van OOSTROM E	NED	3	2	0.7
8	FRANKS L	CAN	2	1	0.5
8	FU Y	CHN	2	1	0.5
8	MOHNEN M	GER	2	1	0.5

3 more players tied

### STEALS

Rk	Name	Team	GP	Total	Avg
1	FU Y	CHN	2	9	4.5
2	TESCH L	AUS	3	12	4.0
3	GAUCI K	AUS	3	10	3.3
4	AMIMOTO M	JPN	4	9	2.3
5	KORVER C	NED	3	7	2.3
6	CAO Q	CHN	2	4	2.0
6	LIU M	CHN	2	4	2.0
6	MOHNEN M	GER	2	4	2.0
6	WHEELER S	USA	2	4	2.0
10	STEWART S	AUS	3	5	1.7

### TURNOVERS

Rk	Name	Team	GP	Total	Avg
1	MORAES J	BRA	3	25	8.3
2	FU Y	CHN	2	11	5.5
3	VAZQUEZ D. L	MEX	3	14	4.7
4	TORRES LOPEZ R	MEX	3	13	4.3
5	MARTINS LS	BRA	3	12	4.0
5	MIRANDA CM	MEX	3	12	4.0
7	ZHANG S	CHN	1	4	4.0
8	MOHNEN M	GER	2	7	3.5
8	WHEELER S	USA	2	7	3.5
10	KORVER C	NED	3	10	3.3



**INDIVIDUAL STATISTICS** As of 10 SEP 2008

个人技术统计

**TOTAL FIELD GOALS % (8 attempts/game minimum)**

Rk	Name	Team	GP	M/A	%
1	CRISPIN C	AUS	3	16/26	61.5
2	TESCH L	AUS	3	18/32	56.2
3	MOHNEN M	GER	2	16/30	53.3
4	TAKUBO I	JPN	4	30/61	49.2
5	CHEN D	CHN	2	8/17	47.1
6	WHEELER S	USA	2	7/15	46.7
7	van OOSTROM E	NED	3	17/38	44.7
8	FU Y	CHN	2	16/36	44.4
9	HUITZING I	NED	3	14/33	42.4
10	AMIMOTO M	JPN	4	33/78	42.3

**TOTAL FIELD GOALS MADE**

Rk	Name	Team	GP	Total	Avg
1	AMIMOTO M	JPN	4	33	8.3
2	FU Y	CHN	2	16	8.0
2	MOHNEN M	GER	2	16	8.0
4	VAZQUEZ D. L	MEX	3	23	7.7
5	TAKUBO I	JPN	4	30	7.5
6	TESCH L	AUS	3	18	6.0
7	van OOSTROM E	NED	3	17	5.7
8	THOMAS M	CAN	2	11	5.5
9	CRISPIN C	AUS	3	16	5.3
10	HUITZING I	NED	3	14	4.7

**2 POINTS FIELD GOALS % (6 attempts/game minimum)**

Rk	Name	Team	GP	M/A	%
1	CRISPIN C	AUS	3	16/26	61.5
2	LIU M	CHN	2	8/13	61.5
3	TESCH L	AUS	3	18/31	58.1
4	MOHNEN M	GER	2	16/28	57.1
5	CHEN D	CHN	2	7/13	53.8
6	VAZQUEZ D. L	MEX	3	20/39	51.3
7	HARNOCK K	CAN	2	6/12	50.0
8	TAKUBO I	JPN	4	29/60	48.3
9	HUITZING I	NED	3	14/29	48.3
10	TAKABAYASHI M	JPN	4	11/23	47.8

**2 POINTS FIELD GOALS MADE**

Rk	Name	Team	GP	Total	Avg
1	AMIMOTO M	JPN	4	32	8.0
2	FU Y	CHN	2	16	8.0
2	MOHNEN M	GER	2	16	8.0
4	TAKUBO I	JPN	4	29	7.3
5	VAZQUEZ D. L	MEX	3	20	6.7
6	TESCH L	AUS	3	18	6.0
7	van OOSTROM E	NED	3	17	5.7
8	THOMAS M	CAN	2	11	5.5
9	CRISPIN C	AUS	3	16	5.3
10	HUITZING I	NED	3	14	4.7

**3 POINTS FIELD GOALS % (2 attempts/game minimum)**

Rk	Name	Team	GP	M/A	%
1	CHEN D	CHN	2	1/4	25.0
2	VAZQUEZ D. L	MEX	3	3/18	16.7
3	MASHIKO M	JPN	4	1/6	16.7
4	MORAES J	BRA	3	0/8	0.0
4	SCHUNEMANN G	GER	2	0/3	0.0
4	STRANGE C	GBR	2	0/3	0.0

**3 POINTS FIELD GOALS MADE**

Rk	Name	Team	GP	Total	Avg
1	VAZQUEZ D. L	MEX	3	3	1.0
2	CHEN D	CHN	2	1	0.5
2	HARNOCK K	CAN	2	1	0.5
4	AMIMOTO M	JPN	4	1	0.3
4	MASHIKO M	JPN	4	1	0.3
4	TAKUBO I	JPN	4	1	0.3

**FREE THROWS % (3 attempts/game minimum)**

Rk	Name	Team	GP	M/A	%
1	RUDELLE J	USA	2	6/9	66.7
2	RIPP C	USA	2	8/13	61.5
3	HOFFMAN C	USA	2	3/5	60.0
4	THOMAS M	CAN	2	4/7	57.1
5	AMIMOTO M	JPN	4	21/39	53.8
6	CHAPLIN S	AUS	3	4/8	50.0
7	ZEYEN A	GER	2	3/6	50.0
8	MORAES J	BRA	3	7/15	46.7
9	BUTTERBRODT M	GER	2	3/7	42.8
10	ESTRADA BERNAL F	MEX	3	4/11	36.4

**FREE THROWS MADE**

Rk	Name	Team	GP	Total	Avg
1	AMIMOTO M	JPN	4	21	5.3
2	RIPP C	USA	2	8	4.0
3	RUDELLE J	USA	2	6	3.0
4	MORAES J	BRA	3	7	2.3
5	O'KELLY-KENNEDY K	AUS	2	4	2.0
5	THOMAS M	CAN	2	4	2.0
7	VAZQUEZ D. L	MEX	3	5	1.7
8	BUTTERBRODT M	GER	2	3	1.5
8	HOFFMAN C	USA	2	3	1.5
8	ZEYEN A	GER	2	3	1.5

**Note:**  
All Players eligible for these statistics must have played at least 50% of all games

**Legend:**  
% Shooting Percentage      Avg Average per Game      Def Defensive Rebounds      GP Games Played  
M/A Made/Attempt      Off Offensive Rebounds      Rk Rank



## INDIVIDUAL STATISTICS As of 10 SEP 2008

个人技术统计

### POINTS (by average)

Rk	Name	Team	GP	Total	Avg
1	AMIMOTO M	JPN	4	88	22.0
2	VAZQUEZ D. L	MEX	3	54	18.0
3	MOHNEN M	GER	2	34	17.0
4	FU Y	CHN	2	33	16.5
5	TAKUBO I	JPN	4	65	16.3
6	THOMAS M	CAN	2	26	13.0
7	van OOSTROM E	NED	3	38	12.7
8	TESCH L	AUS	3	37	12.3
9	CRISPIN C	AUS	3	33	11.0
10	MORAES J	BRA	3	31	10.3

### POINTS (by total)

Rk	Name	Team	GP	Avg	Total
1	AMIMOTO M	JPN	4	22.0	88
2	TAKUBO I	JPN	4	16.3	65
3	VAZQUEZ D. L	MEX	3	18.0	54
4	van OOSTROM E	NED	3	12.7	38
5	TESCH L	AUS	3	12.3	37
6	MOHNEN M	GER	2	17.0	34
7	CRISPIN C	AUS	3	11.0	33
7	FU Y	CHN	2	16.5	33
9	MORAES J	BRA	3	10.3	31
10	HUITZING I	NED	3	10.0	30

### REBOUNDS

Rk	Name	Team	GP	Off	Def	Total	Avg
1	FU Y	CHN	2	7	22	29	14.5
2	VAZQUEZ D. L	MEX	3	6	33	39	13.0
3	MOHNEN M	GER	2	2	21	23	11.5
4	THOMAS M	CAN	2	2	19	21	10.5
5	BUTTERBRODT M	GER	2	4	15	19	9.5
6	TAKUBO I	JPN	4	7	29	36	9.0
7	REIS C	BRA	3	7	19	26	8.7
7	TESCH L	AUS	3	7	19	26	8.7
7	WAGER S	GBR	3	4	22	26	8.7
10	ZHANG S	CHN	1	2	6	8	8.0

### ASSISTS

Rk	Name	Team	GP	Total	Avg
1	GAUCI K	AUS	3	16	5.3
1	MORAES J	BRA	3	16	5.3
3	MASHIKO M	JPN	4	19	4.8
4	ZHANG S	CHN	1	4	4.0
5	RIPP C	USA	3	11	3.7
6	CHEN D	CHN	2	7	3.5
6	THOMAS M	CAN	2	7	3.5
8	OOSTERBAAN R	NED	3	10	3.3
8	VAZQUEZ D. L	MEX	3	10	3.3
10	STRANGE C	GBR	3	9	3.0

### FOULS ON

Rk	Name	Team	GP	Total	Avg
1	AMIMOTO M	JPN	4	30	7.5
2	MORAES J	BRA	3	18	6.0
3	VAZQUEZ D. L	MEX	3	17	5.7
4	ESTRADA BERNAL F	MEX	3	14	4.7
5	BUTTERBRODT M	GER	2	9	4.5
5	THOMAS M	CAN	2	9	4.5
7	TAKUBO I	JPN	4	16	4.0
8	BENOIT C	CAN	2	8	4.0
9	LIU M	CHN	2	7	3.5
10	RUDELL J	USA	3	10	3.3

### BLOCKED SHOTS

Rk	Name	Team	GP	Total	Avg
1	HAO W	CHN	1	1	1.0
1	ZHANG S	CHN	1	1	1.0
3	HUITZING I	NED	3	2	0.7
3	MARTINS LS	BRA	3	2	0.7
3	STEWART S	AUS	3	2	0.7
3	TESCH L	AUS	3	2	0.7
3	van OOSTROM E	NED	3	2	0.7
8	FRANKS L	CAN	2	1	0.5
8	FU Y	CHN	2	1	0.5
8	MOHNEN M	GER	2	1	0.5

2 more players tied

### STEALS

Rk	Name	Team	GP	Total	Avg
1	FU Y	CHN	2	9	4.5
2	TESCH L	AUS	3	12	4.0
3	GAUCI K	AUS	3	10	3.3
4	AMIMOTO M	JPN	4	9	2.3
5	HOFFMAN C	USA	3	7	2.3
5	KORVER C	NED	3	7	2.3
7	CAO Q	CHN	2	4	2.0
7	LIU M	CHN	2	4	2.0
7	MOHNEN M	GER	2	4	2.0
10	STEWART S	AUS	3	5	1.7

1 more players tied

### TURNOVERS

Rk	Name	Team	GP	Total	Avg
1	MORAES J	BRA	3	25	8.3
2	FU Y	CHN	2	11	5.5
3	VAZQUEZ D. L	MEX	3	14	4.7
4	TORRES LOPEZ R	MEX	3	13	4.3
5	MARTINS LS	BRA	3	12	4.0
5	MIRANDA CM	MEX	3	12	4.0
7	ZHANG S	CHN	1	4	4.0
8	MOHNEN M	GER	2	7	3.5
9	KORVER C	NED	3	10	3.3
9	WAGER S	GBR	3	10	3.3

**INDIVIDUAL STATISTICS** As of 10 SEP 2008

个人技术统计

**TOTAL FIELD GOALS % (8 attempts/game minimum)**

Rk	Name	Team	GP	M/A	%
1	CRISPIN C	AUS	3	16/26	61.5
2	TESCH L	AUS	3	18/32	56.2
3	MOHNEN M	GER	2	16/30	53.3
4	TAKUBO I	JPN	4	30/61	49.2
5	CHEN D	CHN	2	8/17	47.1
6	van OOSTROM E	NED	3	17/38	44.7
7	FU Y	CHN	2	16/36	44.4
8	HUITZING I	NED	3	14/33	42.4
9	AMIMOTO M	JPN	4	33/78	42.3
10	BUTTERBRODT M	GER	2	7/17	41.2

**TOTAL FIELD GOALS MADE**

Rk	Name	Team	GP	Total	Avg
1	AMIMOTO M	JPN	4	33	8.3
2	FU Y	CHN	2	16	8.0
2	MOHNEN M	GER	2	16	8.0
4	VAZQUEZ D. L	MEX	3	23	7.7
5	TAKUBO I	JPN	4	30	7.5
6	TESCH L	AUS	3	18	6.0
7	van OOSTROM E	NED	3	17	5.7
8	THOMAS M	CAN	2	11	5.5
9	CRISPIN C	AUS	3	16	5.3
10	HUITZING I	NED	3	14	4.7

**2 POINTS FIELD GOALS % (6 attempts/game minimum)**

Rk	Name	Team	GP	M/A	%
1	CRISPIN C	AUS	3	16/26	61.5
2	LIU M	CHN	2	8/13	61.5
3	TESCH L	AUS	3	18/31	58.1
4	MOHNEN M	GER	2	16/28	57.1
5	CHEN D	CHN	2	7/13	53.8
6	GONZALES L	USA	3	9/17	52.9
7	VAZQUEZ D. L	MEX	3	20/39	51.3
8	HARNOCK K	CAN	2	6/12	50.0
9	TAKUBO I	JPN	4	29/60	48.3
10	HUITZING I	NED	3	14/29	48.3

**2 POINTS FIELD GOALS MADE**

Rk	Name	Team	GP	Total	Avg
1	AMIMOTO M	JPN	4	32	8.0
2	FU Y	CHN	2	16	8.0
2	MOHNEN M	GER	2	16	8.0
4	TAKUBO I	JPN	4	29	7.3
5	VAZQUEZ D. L	MEX	3	20	6.7
6	TESCH L	AUS	3	18	6.0
7	van OOSTROM E	NED	3	17	5.7
8	THOMAS M	CAN	2	11	5.5
9	CRISPIN C	AUS	3	16	5.3
10	HUITZING I	NED	3	14	4.7

**3 POINTS FIELD GOALS % (2 attempts/game minimum)**

Rk	Name	Team	GP	M/A	%
1	CHEN D	CHN	2	1/4	25.0
2	VAZQUEZ D. L	MEX	3	3/18	16.7
3	MASHIKO M	JPN	4	1/6	16.7
4	MORAES J	BRA	3	0/8	0.0
4	SCHUNEMANN G	GER	2	0/3	0.0

**3 POINTS FIELD GOALS MADE**

Rk	Name	Team	GP	Total	Avg
1	VAZQUEZ D. L	MEX	3	3	1.0
2	CHEN D	CHN	2	1	0.5
2	HARNOCK K	CAN	2	1	0.5
4	AMIMOTO M	JPN	4	1	0.3
4	MACLEAN C	GBR	3	1	0.3
4	MASHIKO M	JPN	4	1	0.3
4	TAKUBO I	JPN	4	1	0.3

**FREE THROWS % (3 attempts/game minimum)**

Rk	Name	Team	GP	M/A	%
1	RUDELL J	USA	3	6/9	66.7
2	RIPP C	USA	3	8/13	61.5
3	THOMAS M	CAN	2	4/7	57.1
4	AMIMOTO M	JPN	4	21/39	53.8
5	CHAPLIN S	AUS	3	4/8	50.0
6	ZEYEN A	GER	2	3/6	50.0
7	MORAES J	BRA	3	7/15	46.7
8	BUTTERBRODT M	GER	2	3/7	42.8
9	ESTRADA BERNAL F	MEX	3	4/11	36.4
10	LIU M	CHN	2	2/6	33.3

**FREE THROWS MADE**

Rk	Name	Team	GP	Total	Avg
1	AMIMOTO M	JPN	4	21	5.3
2	RIPP C	USA	3	8	2.7
3	MORAES J	BRA	3	7	2.3
4	RUDELL J	USA	3	6	2.0
5	O'KELLY-KENNEDY K	AUS	2	4	2.0
5	THOMAS M	CAN	2	4	2.0
7	VAZQUEZ D. L	MEX	3	5	1.7
8	BUTTERBRODT M	GER	2	3	1.5
8	ZEYEN A	GER	2	3	1.5
10	CHAPLIN S	AUS	3	4	1.3

2 more players tied

**Note:**

All Players eligible for these statistics must have played at least 50% of all games

**Legend:**

%	Shooting Percentage	Avg	Average per Game	Def	Defensive Rebounds	GP	Games Played
M/A	Made/Attempt	Off	Offensive Rebounds	Rk	Rank		


**INDIVIDUAL STATISTICS** As of 10 SEP 2008

个人技术统计

**POINTS (by average)**

Rk	Name	Team	GP	Total	Avg
1	AMIMOTO M	JPN	4	88	22.0
2	VAZQUEZ D. L	MEX	3	54	18.0
3	MOHNEN M	GER	2	34	17.0
4	TAKUBO I	JPN	4	65	16.3
5	FU Y	CHN	3	44	14.7
6	THOMAS M	CAN	3	40	13.3
7	van OOSTROM E	NED	3	38	12.7
8	TESCH L	AUS	3	37	12.3
9	CRISPIN C	AUS	3	33	11.0
10	MORAES J	BRA	3	31	10.3

**POINTS (by total)**

Rk	Name	Team	GP	Avg	Total
1	AMIMOTO M	JPN	4	22.0	88
2	TAKUBO I	JPN	4	16.3	65
3	VAZQUEZ D. L	MEX	3	18.0	54
4	FU Y	CHN	3	14.7	44
5	THOMAS M	CAN	3	13.3	40
6	van OOSTROM E	NED	3	12.7	38
7	TESCH L	AUS	3	12.3	37
8	MOHNEN M	GER	2	17.0	34
9	CRISPIN C	AUS	3	11.0	33
10	MORAES J	BRA	3	10.3	31

**REBOUNDS**

Rk	Name	Team	GP	Off	Def	Total	Avg
1	FU Y	CHN	3	11	34	45	15.0
2	VAZQUEZ D. L	MEX	3	6	33	39	13.0
3	MOHNEN M	GER	2	2	21	23	11.5
4	THOMAS M	CAN	3	5	26	31	10.3
5	BUTTERBRODT M	GER	2	4	15	19	9.5
6	TAKUBO I	JPN	4	7	29	36	9.0
7	REIS C	BRA	3	7	19	26	8.7
7	TESCH L	AUS	3	7	19	26	8.7
7	WAGER S	GBR	3	4	22	26	8.7
10	AMIMOTO M	JPN	4	5	25	30	7.5

**ASSISTS**

Rk	Name	Team	GP	Total	Avg
1	GAUCI K	AUS	3	16	5.3
1	MORAES J	BRA	3	16	5.3
3	MASHIKO M	JPN	4	19	4.8
4	RIPP C	USA	3	11	3.7
5	OOSTERBAAN R	NED	3	10	3.3
5	VAZQUEZ D. L	MEX	3	10	3.3
7	STRANGE C	GBR	3	9	3.0
7	THOMAS M	CAN	3	9	3.0
9	BUTTERBRODT M	GER	2	6	3.0
9	ZEYEN A	GER	2	6	3.0

**FOULS ON**

Rk	Name	Team	GP	Total	Avg
1	AMIMOTO M	JPN	4	30	7.5
2	MORAES J	BRA	3	18	6.0
3	VAZQUEZ D. L	MEX	3	17	5.7
4	ESTRADA BERNAL F	MEX	3	14	4.7
5	BUTTERBRODT M	GER	2	9	4.5
6	TAKUBO I	JPN	4	16	4.0
7	BENOIT C	CAN	3	12	4.0
7	THOMAS M	CAN	3	12	4.0
9	RUDELL J	USA	3	10	3.3
10	CHAPLIN S	AUS	3	9	3.0

1 more players tied

**BLOCKED SHOTS**

Rk	Name	Team	GP	Total	Avg
1	ZHANG S	CHN	2	2	1.0
2	HUITZING I	NED	3	2	0.7
2	MARTINS LS	BRA	3	2	0.7
2	STEWART S	AUS	3	2	0.7
2	TESCH L	AUS	3	2	0.7
2	van OOSTROM E	NED	3	2	0.7
7	MOHNEN M	GER	2	1	0.5
7	O'KELLY-KENNEDY K	AUS	2	1	0.5
9	DOMASCHENZ M	AUS	3	1	0.3
9	ESTRADA BERNAL F	MEX	3	1	0.3

9 more players tied

**STEALS**

Rk	Name	Team	GP	Total	Avg
1	TESCH L	AUS	3	12	4.0
2	FU Y	CHN	3	11	3.7
3	GAUCI K	AUS	3	10	3.3
4	AMIMOTO M	JPN	4	9	2.3
5	HOFFMAN C	USA	3	7	2.3
5	KORVER C	NED	3	7	2.3
7	LIU M	CHN	3	6	2.0
8	MOHNEN M	GER	2	4	2.0
9	CAO Q	CHN	3	5	1.7
9	STEWART S	AUS	3	5	1.7

2 more players tied

**TURNOVERS**

Rk	Name	Team	GP	Total	Avg
1	MORAES J	BRA	3	25	8.3
2	FU Y	CHN	3	16	5.3
3	VAZQUEZ D. L	MEX	3	14	4.7
4	TORRES LOPEZ R	MEX	3	13	4.3
5	MARTINS LS	BRA	3	12	4.0
5	MIRANDA CM	MEX	3	12	4.0
7	MOHNEN M	GER	2	7	3.5
8	KORVER C	NED	3	10	3.3
8	LIU M	CHN	3	10	3.3
8	WAGER S	GBR	3	10	3.3





**INDIVIDUAL STATISTICS** As of 10 SEP 2008

个人技术统计

**TOTAL FIELD GOALS % (8 attempts/game minimum)**

Rk	Name	Team	GP	M/A	%
1	CRISPIN C	AUS	3	16/26	61.5
2	TESCH L	AUS	3	18/32	56.2
3	MOHNEN M	GER	2	16/30	53.3
4	HARNOCK K	CAN	3	12/23	52.2
5	TAKUBO I	JPN	4	30/61	49.2
6	van OOSTROM E	NED	3	17/38	44.7
7	HUITZING I	NED	3	14/33	42.4
8	AMIMOTO M	JPN	4	33/78	42.3
9	BUTTERBRODT M	GER	2	7/17	41.2
10	VAZQUEZ D. L	MEX	3	23/57	40.3

**TOTAL FIELD GOALS MADE**

Rk	Name	Team	GP	Total	Avg
1	AMIMOTO M	JPN	4	33	8.3
2	MOHNEN M	GER	2	16	8.0
3	VAZQUEZ D. L	MEX	3	23	7.7
4	TAKUBO I	JPN	4	30	7.5
5	FU Y	CHN	3	21	7.0
6	TESCH L	AUS	3	18	6.0
7	van OOSTROM E	NED	3	17	5.7
8	CRISPIN C	AUS	3	16	5.3
9	THOMAS M	CAN	3	15	5.0
10	HUITZING I	NED	3	14	4.7

**2 POINTS FIELD GOALS % (6 attempts/game minimum)**

Rk	Name	Team	GP	M/A	%
1	CRISPIN C	AUS	3	16/26	61.5
2	TESCH L	AUS	3	18/31	58.1
3	MOHNEN M	GER	2	16/28	57.1
4	GONZALES L	USA	3	9/17	52.9
5	VAZQUEZ D. L	MEX	3	20/39	51.3
6	HARNOCK K	CAN	3	11/22	50.0
7	TAKUBO I	JPN	4	29/60	48.3
8	HUITZING I	NED	3	14/29	48.3
9	TAKABAYASHI M	JPN	4	11/23	47.8
10	MIRANDA CM	MEX	3	8/17	47.1

**2 POINTS FIELD GOALS MADE**

Rk	Name	Team	GP	Total	Avg
1	AMIMOTO M	JPN	4	32	8.0
2	MOHNEN M	GER	2	16	8.0
3	TAKUBO I	JPN	4	29	7.3
4	FU Y	CHN	3	21	7.0
5	VAZQUEZ D. L	MEX	3	20	6.7
6	TESCH L	AUS	3	18	6.0
7	van OOSTROM E	NED	3	17	5.7
8	CRISPIN C	AUS	3	16	5.3
9	HUITZING I	NED	3	14	4.7
9	THOMAS M	CAN	3	14	4.7

**3 POINTS FIELD GOALS % (2 attempts/game minimum)**

Rk	Name	Team	GP	M/A	%
1	VAZQUEZ D. L	MEX	3	3/18	16.7
2	MASHIKO M	JPN	4	1/6	16.7
2	THOMAS M	CAN	3	1/6	16.7
4	MORAES J	BRA	3	0/8	0.0
4	SCHUNEMANN G	GER	2	0/3	0.0
4	YANG C	CHN	3	0/5	0.0

**3 POINTS FIELD GOALS MADE**

Rk	Name	Team	GP	Total	Avg
1	VAZQUEZ D. L	MEX	3	3	1.0
2	AMIMOTO M	JPN	4	1	0.3
2	CHEN D	CHN	3	1	0.3
2	HARNOCK K	CAN	3	1	0.3
2	MACLEAN C	GBR	3	1	0.3
2	MASHIKO M	JPN	4	1	0.3
2	TAKUBO I	JPN	4	1	0.3
2	THOMAS M	CAN	3	1	0.3

**FREE THROWS % (3 attempts/game minimum)**

Rk	Name	Team	GP	M/A	%
1	RUDELL J	USA	3	6/9	66.7
2	THOMAS M	CAN	3	9/14	64.3
3	RIPP C	USA	3	8/13	61.5
4	AMIMOTO M	JPN	4	21/39	53.8
5	CHAPLIN S	AUS	3	4/8	50.0
6	ZEYEN A	GER	2	3/6	50.0
7	MORAES J	BRA	3	7/15	46.7
8	BUTTERBRODT M	GER	2	3/7	42.8
9	ESTRADA BERNAL F	MEX	3	4/11	36.4
10	VAZQUEZ D. L	MEX	3	5/16	31.3

**FREE THROWS MADE**

Rk	Name	Team	GP	Total	Avg
1	AMIMOTO M	JPN	4	21	5.3
2	THOMAS M	CAN	3	9	3.0
3	RIPP C	USA	3	8	2.7
4	MORAES J	BRA	3	7	2.3
5	RUDELL J	USA	3	6	2.0
6	O'KELLY-KENNEDY K	AUS	2	4	2.0
7	VAZQUEZ D. L	MEX	3	5	1.7
8	BUTTERBRODT M	GER	2	3	1.5
8	ZEYEN A	GER	2	3	1.5
10	CHAPLIN S	AUS	3	4	1.3

2 more players tied

**Note:**  
All Players eligible for these statistics must have played at least 50% of all games

**Legend:**  
% Shooting Percentage      Avg Average per Game      Def Defensive Rebounds      GP Games Played  
M/A Made/Attempt      Off Offensive Rebounds      Rk Rank





INDIVIDUAL STATISTICS As of 10 SEP 2008

个人技术统计

POINTS (by average)

Rk	Name	Team	GP	Total	Avg
1	AMIMOTO M	JPN	4	88	22.0
2	MOHNEN M	GER	3	56	18.7
3	VAZQUEZ D. L	MEX	3	54	18.0
4	TAKUBO I	JPN	4	65	16.3
5	FU Y	CHN	3	44	14.7
6	CRISPIN C	AUS	4	56	14.0
7	THOMAS M	CAN	3	40	13.3
8	van OOSTROM E	NED	3	38	12.7
9	TESCH L	AUS	4	44	11.0
10	BUTTERBRODT M	GER	3	33	11.0

POINTS (by total)

Rk	Name	Team	GP	Avg	Total
1	AMIMOTO M	JPN	4	22.0	88
2	TAKUBO I	JPN	4	16.3	65
3	CRISPIN C	AUS	4	14.0	56
3	MOHNEN M	GER	3	18.7	56
5	VAZQUEZ D. L	MEX	3	18.0	54
6	FU Y	CHN	3	14.7	44
6	TESCH L	AUS	4	11.0	44
8	THOMAS M	CAN	3	13.3	40
9	van OOSTROM E	NED	3	12.7	38
10	BUTTERBRODT M	GER	3	11.0	33

1 more players tied

REBOUNDS

Rk	Name	Team	GP	Off	Def	Total	Avg
1	FU Y	CHN	3	11	34	45	15.0
2	VAZQUEZ D. L	MEX	3	6	33	39	13.0
3	MOHNEN M	GER	3	6	28	34	11.3
4	BUTTERBRODT M	GER	3	4	27	31	10.3
4	THOMAS M	CAN	3	5	26	31	10.3
6	TAKUBO I	JPN	4	7	29	36	9.0
6	TESCH L	AUS	4	10	26	36	9.0
8	REIS C	BRA	3	7	19	26	8.7
8	WAGER S	GBR	3	4	22	26	8.7
10	AMIMOTO M	JPN	4	5	25	30	7.5

ASSISTS

Rk	Name	Team	GP	Total	Avg
1	MORAES J	BRA	3	16	5.3
2	MASHIKO M	JPN	4	19	4.8
3	GAUCI K	AUS	4	18	4.5
4	MOHNEN M	GER	3	11	3.7
4	RIPP C	USA	3	11	3.7
6	OOSTERBAAN R	NED	3	10	3.3
6	VAZQUEZ D. L	MEX	3	10	3.3
8	STRANGE C	GBR	3	9	3.0
8	THOMAS M	CAN	3	9	3.0
10	TAKUBO I	JPN	4	11	2.8

FOULS ON

Rk	Name	Team	GP	Total	Avg
1	AMIMOTO M	JPN	4	30	7.5
2	BUTTERBRODT M	GER	3	20	6.7
3	MORAES J	BRA	3	18	6.0
4	VAZQUEZ D. L	MEX	3	17	5.7
5	ESTRADA BERNAL F	MEX	3	14	4.7
6	MOHNEN M	GER	3	13	4.3
7	GAUCI K	AUS	4	16	4.0
7	TAKUBO I	JPN	4	16	4.0
9	BENOIT C	CAN	3	12	4.0
9	THOMAS M	CAN	3	12	4.0

BLOCKED SHOTS

Rk	Name	Team	GP	Total	Avg
1	ZHANG S	CHN	2	2	1.0
2	STEWART S	AUS	4	3	0.8
2	TESCH L	AUS	4	3	0.8
4	HUITZING I	NED	3	2	0.7
4	MARTINS LS	BRA	3	2	0.7
4	van OOSTROM E	NED	3	2	0.7
7	O'KELLY-KENNEDY K	AUS	2	1	0.5
8	CHAPLIN S	AUS	4	1	0.3
8	DOMASCHENZ M	AUS	4	1	0.3
8	ESTRADA BERNAL F	MEX	3	1	0.3

10 more players tied

STEALS

Rk	Name	Team	GP	Total	Avg
1	FU Y	CHN	3	11	3.7
2	TESCH L	AUS	4	13	3.3
3	GAUCI K	AUS	4	11	2.8
4	AMIMOTO M	JPN	4	9	2.3
5	HOFFMAN C	USA	3	7	2.3
5	KORVER C	NED	3	7	2.3
7	LIU M	CHN	3	6	2.0
8	CAO Q	CHN	3	5	1.7
8	THOMAS M	CAN	3	5	1.7
8	WHEELER S	USA	3	5	1.7

TURNOVERS

Rk	Name	Team	GP	Total	Avg
1	MORAES J	BRA	3	25	8.3
2	FU Y	CHN	3	16	5.3
3	VAZQUEZ D. L	MEX	3	14	4.7
4	TORRES LOPEZ R	MEX	3	13	4.3
5	MARTINS LS	BRA	3	12	4.0
5	MIRANDA CM	MEX	3	12	4.0
7	KORVER C	NED	3	10	3.3
7	LIU M	CHN	3	10	3.3
7	WAGER S	GBR	3	10	3.3
10	TURNER H	GBR	3	9	3.0

1 more players tied



**INDIVIDUAL STATISTICS** As of 10 SEP 2008

个人技术统计

**TOTAL FIELD GOALS % (8 attempts/game minimum)**

Rk	Name	Team	GP	M/A	%
1	CRISPIN C	AUS	4	26/44	59.1
2	MOHNEN M	GER	3	26/47	55.3
3	HARNOCK K	CAN	3	12/23	52.2
4	TESCH L	AUS	4	21/42	50.0
5	TAKUBO I	JPN	4	30/61	49.2
6	BUTTERBRODT M	GER	3	12/25	48.0
7	van OOSTROM E	NED	3	17/38	44.7
8	HUITZING I	NED	3	14/33	42.4
9	AMIMOTO M	JPN	4	33/78	42.3
10	VAZQUEZ D. L	MEX	3	23/57	40.3

**TOTAL FIELD GOALS MADE**

Rk	Name	Team	GP	Total	Avg
1	MOHNEN M	GER	3	26	8.7
2	AMIMOTO M	JPN	4	33	8.3
3	VAZQUEZ D. L	MEX	3	23	7.7
4	TAKUBO I	JPN	4	30	7.5
5	FU Y	CHN	3	21	7.0
6	CRISPIN C	AUS	4	26	6.5
7	van OOSTROM E	NED	3	17	5.7
8	TESCH L	AUS	4	21	5.3
9	THOMAS M	CAN	3	15	5.0
10	HUITZING I	NED	3	14	4.7

**2 POINTS FIELD GOALS % (6 attempts/game minimum)**

Rk	Name	Team	GP	M/A	%
1	CRISPIN C	AUS	4	26/42	61.9
2	MOHNEN M	GER	3	26/45	57.8
3	GONZALES L	USA	3	9/17	52.9
4	TESCH L	AUS	4	21/40	52.5
5	BUTTERBRODT M	GER	3	12/23	52.2
6	VAZQUEZ D. L	MEX	3	20/39	51.3
7	HARNOCK K	CAN	3	11/22	50.0
8	TAKUBO I	JPN	4	29/60	48.3
9	HUITZING I	NED	3	14/29	48.3
10	TAKABAYASHI M	JPN	4	11/23	47.8

**2 POINTS FIELD GOALS MADE**

Rk	Name	Team	GP	Total	Avg
1	MOHNEN M	GER	3	26	8.7
2	AMIMOTO M	JPN	4	32	8.0
3	TAKUBO I	JPN	4	29	7.3
4	FU Y	CHN	3	21	7.0
5	VAZQUEZ D. L	MEX	3	20	6.7
6	CRISPIN C	AUS	4	26	6.5
7	van OOSTROM E	NED	3	17	5.7
8	TESCH L	AUS	4	21	5.3
9	HUITZING I	NED	3	14	4.7
9	THOMAS M	CAN	3	14	4.7

**3 POINTS FIELD GOALS % (2 attempts/game minimum)**

Rk	Name	Team	GP	M/A	%
1	VAZQUEZ D. L	MEX	3	3/18	16.7
2	MASHIKO M	JPN	4	1/6	16.7
2	THOMAS M	CAN	3	1/6	16.7
4	MORAES J	BRA	3	0/8	0.0
4	YANG C	CHN	3	0/5	0.0

**3 POINTS FIELD GOALS MADE**

Rk	Name	Team	GP	Total	Avg
1	VAZQUEZ D. L	MEX	3	3	1.0
2	AMIMOTO M	JPN	4	1	0.3
2	CHEN D	CHN	3	1	0.3
2	HARNOCK K	CAN	3	1	0.3
2	MACLEAN C	GBR	3	1	0.3
2	MASHIKO M	JPN	4	1	0.3
2	TAKUBO I	JPN	4	1	0.3
2	THOMAS M	CAN	3	1	0.3

**FREE THROWS % (3 attempts/game minimum)**

Rk	Name	Team	GP	M/A	%
1	RUDELLE J	USA	3	6/9	66.7
2	THOMAS M	CAN	3	9/14	64.3
3	RIPP C	USA	3	8/13	61.5
4	AMIMOTO M	JPN	4	21/39	53.8
5	MOHNEN M	GER	3	4/8	50.0
6	MORAES J	BRA	3	7/15	46.7
7	BUTTERBRODT M	GER	3	9/20	45.0
8	ESTRADA BERNAL F	MEX	3	4/11	36.4
9	ZEYEN A	GER	3	3/9	33.3
10	VAZQUEZ D. L	MEX	3	5/16	31.3

**FREE THROWS MADE**

Rk	Name	Team	GP	Total	Avg
1	AMIMOTO M	JPN	4	21	5.3
2	BUTTERBRODT M	GER	3	9	3.0
2	THOMAS M	CAN	3	9	3.0
4	RIPP C	USA	3	8	2.7
5	MORAES J	BRA	3	7	2.3
6	RUDELLE J	USA	3	6	2.0
7	O'KELLY-KENNEDY K	AUS	2	4	2.0
8	VAZQUEZ D. L	MEX	3	5	1.7
9	ESTRADA BERNAL F	MEX	3	4	1.3
9	MOHNEN M	GER	3	4	1.3

1 more players tied

**Note:**

All Players eligible for these statistics must have played at least 50% of all games

**Legend:**

%	Shooting Percentage	Avg	Average per Game	Def	Defensive Rebounds	GP	Games Played
M/A	Made/Attempt	Off	Offensive Rebounds	Rk	Rank		

## INDIVIDUAL STATISTICS As of 11 SEP 2008

个人技术统计

### POINTS (by average)

Rk	Name	Team	GP	Total	Avg
1	AMIMOTO M	JPN	4	88	22.0
2	MOHNEN M	GER	3	56	18.7
3	VAZQUEZ D. L	MEX	3	54	18.0
4	TAKUBO I	JPN	4	65	16.3
5	FU Y	CHN	3	44	14.7
6	CRISPIN C	AUS	4	56	14.0
7	THOMAS M	CAN	3	40	13.3
8	van OOSTROM E	NED	3	38	12.7
9	MORAES J	BRA	4	47	11.8
10	RUDELLE J	USA	4	44	11.0

1 more players tied

### REBOUNDS

Rk	Name	Team	GP	Off	Def	Total	Avg
1	FU Y	CHN	3	11	34	45	15.0
2	VAZQUEZ D. L	MEX	3	6	33	39	13.0
3	MOHNEN M	GER	3	6	28	34	11.3
4	BUTTERBRODT M	GER	3	4	27	31	10.3
4	THOMAS M	CAN	3	5	26	31	10.3
6	TAKUBO I	JPN	4	7	29	36	9.0
6	TESCH L	AUS	4	10	26	36	9.0
8	WAGER S	GBR	3	4	22	26	8.7
9	REIS C	BRA	4	10	24	34	8.5
10	AMIMOTO M	JPN	4	5	25	30	7.5

### FOULS ON

Rk	Name	Team	GP	Total	Avg
1	AMIMOTO M	JPN	4	30	7.5
2	BUTTERBRODT M	GER	3	20	6.7
3	VAZQUEZ D. L	MEX	3	17	5.7
4	MORAES J	BRA	4	19	4.8
5	ESTRADA BERNAL F	MEX	3	14	4.7
6	MOHNEN M	GER	3	13	4.3
7	GAUCI K	AUS	4	16	4.0
7	TAKUBO I	JPN	4	16	4.0
9	BENOIT C	CAN	3	12	4.0
9	THOMAS M	CAN	3	12	4.0

### STEALS

Rk	Name	Team	GP	Total	Avg
1	FU Y	CHN	3	11	3.7
2	TESCH L	AUS	4	13	3.3
3	GAUCI K	AUS	4	11	2.8
4	AMIMOTO M	JPN	4	9	2.3
5	KORVER C	NED	3	7	2.3
6	HOFFMAN C	USA	4	8	2.0
6	WHEELER S	USA	4	8	2.0
8	LIU M	CHN	3	6	2.0
9	CAO Q	CHN	3	5	1.7
9	THOMAS M	CAN	3	5	1.7

### POINTS (by total)

Rk	Name	Team	GP	Avg	Total
1	AMIMOTO M	JPN	4	22.0	88
2	TAKUBO I	JPN	4	16.3	65
3	CRISPIN C	AUS	4	14.0	56
3	MOHNEN M	GER	3	18.7	56
5	VAZQUEZ D. L	MEX	3	18.0	54
6	MORAES J	BRA	4	11.8	47
7	FU Y	CHN	3	14.7	44
7	RUDELLE J	USA	4	11.0	44
7	TESCH L	AUS	4	11.0	44
10	THOMAS M	CAN	3	13.3	40

### ASSISTS

Rk	Name	Team	GP	Total	Avg
1	MORAES J	BRA	4	21	5.3
2	MASHIKO M	JPN	4	19	4.8
3	GAUCI K	AUS	4	18	4.5
4	RIPP C	USA	4	16	4.0
5	MOHNEN M	GER	3	11	3.7
6	OOSTERBAAN R	NED	3	10	3.3
6	VAZQUEZ D. L	MEX	3	10	3.3
8	STRANGE C	GBR	3	9	3.0
8	THOMAS M	CAN	3	9	3.0
10	TAKUBO I	JPN	4	11	2.8

### BLOCKED SHOTS

Rk	Name	Team	GP	Total	Avg
1	ZHANG S	CHN	2	2	1.0
2	RUDELLE J	USA	4	3	0.8
2	STEWART S	AUS	4	3	0.8
2	TESCH L	AUS	4	3	0.8
5	HUITZING I	NED	3	2	0.7
5	van OOSTROM E	NED	3	2	0.7
7	MARTINS LS	BRA	4	2	0.5
8	O'KELLY-KENNEDY K	AUS	2	1	0.5
9	CHAPLIN S	AUS	4	1	0.3
9	DOMASCHENZ M	AUS	4	1	0.3

10 more players tied

### TURNOVERS

Rk	Name	Team	GP	Total	Avg
1	MORAES J	BRA	4	32	8.0
2	FU Y	CHN	3	16	5.3
3	VAZQUEZ D. L	MEX	3	14	4.7
4	MARTINS LS	BRA	4	17	4.3
5	TORRES LOPEZ R	MEX	3	13	4.3
6	MIRANDA CM	MEX	3	12	4.0
7	REIS C	BRA	4	13	3.3
8	KORVER C	NED	3	10	3.3
8	LIU M	CHN	3	10	3.3
8	WAGER S	GBR	3	10	3.3

**INDIVIDUAL STATISTICS** As of 11 SEP 2008

个人技术统计

**TOTAL FIELD GOALS % (8 attempts/game minimum)**

Rk	Name	Team	GP	M/A	%
1	CRISPIN C	AUS	4	26/44	59.1
2	MOHNEN M	GER	3	26/47	55.3
3	HARNOCK K	CAN	3	12/23	52.2
4	TESCH L	AUS	4	21/42	50.0
5	TAKUBO I	JPN	4	30/61	49.2
6	BUTTERBRODT M	GER	3	12/25	48.0
7	van OOSTROM E	NED	3	17/38	44.7
8	HUITZING I	NED	3	14/33	42.4
9	AMIMOTO M	JPN	4	33/78	42.3
10	WHEELER S	USA	4	13/31	41.9

**TOTAL FIELD GOALS MADE**

Rk	Name	Team	GP	Total	Avg
1	MOHNEN M	GER	3	26	8.7
2	AMIMOTO M	JPN	4	33	8.3
3	VAZQUEZ D. L	MEX	3	23	7.7
4	TAKUBO I	JPN	4	30	7.5
5	FU Y	CHN	3	21	7.0
6	CRISPIN C	AUS	4	26	6.5
7	van OOSTROM E	NED	3	17	5.7
8	TESCH L	AUS	4	21	5.3
9	MORAES J	BRA	4	20	5.0
10	THOMAS M	CAN	3	15	5.0

**2 POINTS FIELD GOALS % (6 attempts/game minimum)**

Rk	Name	Team	GP	M/A	%
1	CRISPIN C	AUS	4	26/42	61.9
2	MOHNEN M	GER	3	26/45	57.8
3	TESCH L	AUS	4	21/40	52.5
4	BUTTERBRODT M	GER	3	12/23	52.2
5	VAZQUEZ D. L	MEX	3	20/39	51.3
6	HARNOCK K	CAN	3	11/22	50.0
7	TAKUBO I	JPN	4	29/60	48.3
8	HUITZING I	NED	3	14/29	48.3
9	TAKABAYASHI M	JPN	4	11/23	47.8
10	MIRANDA CM	MEX	3	8/17	47.1

**2 POINTS FIELD GOALS MADE**

Rk	Name	Team	GP	Total	Avg
1	MOHNEN M	GER	3	26	8.7
2	AMIMOTO M	JPN	4	32	8.0
3	TAKUBO I	JPN	4	29	7.3
4	FU Y	CHN	3	21	7.0
5	VAZQUEZ D. L	MEX	3	20	6.7
6	CRISPIN C	AUS	4	26	6.5
7	van OOSTROM E	NED	3	17	5.7
8	TESCH L	AUS	4	21	5.3
9	MORAES J	BRA	4	20	5.0
10	HUITZING I	NED	3	14	4.7

**3 POINTS FIELD GOALS % (2 attempts/game minimum)**

Rk	Name	Team	GP	M/A	%
1	VAZQUEZ D. L	MEX	3	3/18	16.7
2	MASHIKO M	JPN	4	1/6	16.7
2	THOMAS M	CAN	3	1/6	16.7
4	MORAES J	BRA	4	0/11	0.0
4	YANG C	CHN	3	0/5	0.0

1 more players tied

**3 POINTS FIELD GOALS MADE**

Rk	Name	Team	GP	Total	Avg
1	VAZQUEZ D. L	MEX	3	3	1.0
2	AMIMOTO M	JPN	4	1	0.3
2	CHEN D	CHN	3	1	0.3
2	HARNOCK K	CAN	3	1	0.3
2	MACLEAN C	GBR	3	1	0.3
2	MASHIKO M	JPN	4	1	0.3
2	TAKUBO I	JPN	4	1	0.3
2	THOMAS M	CAN	3	1	0.3

**FREE THROWS % (3 attempts/game minimum)**

Rk	Name	Team	GP	M/A	%
1	RUDELL J	USA	4	8/11	72.7
2	THOMAS M	CAN	3	9/14	64.3
3	RIPP C	USA	4	10/17	58.8
4	AMIMOTO M	JPN	4	21/39	53.8
5	MOHNEN M	GER	3	4/8	50.0
6	MORAES J	BRA	4	7/15	46.7
7	BUTTERBRODT M	GER	3	9/20	45.0
8	WHEELER S	USA	4	4/10	40.0
9	ESTRADA BERNAL F	MEX	3	4/11	36.4
10	ZEYEN A	GER	3	3/9	33.3

**FREE THROWS MADE**

Rk	Name	Team	GP	Total	Avg
1	AMIMOTO M	JPN	4	21	5.3
2	BUTTERBRODT M	GER	3	9	3.0
2	THOMAS M	CAN	3	9	3.0
4	RIPP C	USA	4	10	2.5
5	RUDELL J	USA	4	8	2.0
6	O'KELLY-KENNEDY K	AUS	2	4	2.0
7	MORAES J	BRA	4	7	1.8
8	VAZQUEZ D. L	MEX	3	5	1.7
9	ESTRADA BERNAL F	MEX	3	4	1.3
9	MOHNEN M	GER	3	4	1.3

1 more players tied

**Note:**  
All Players eligible for these statistics must have played at least 50% of all games

**Legend:**  
% Shooting Percentage      Avg Average per Game      Def Defensive Rebounds      GP Games Played  
M/A Made/Attempt      Off Offensive Rebounds      Rk Rank



INDIVIDUAL STATISTICS As of 11 SEP 2008

个人技术统计

POINTS (by average)

Rk	Name	Team	GP	Total	Avg
1	AMIMOTO M	JPN	4	88	22.0
2	MOHNEN M	GER	4	72	18.0
3	VAZQUEZ D. L	MEX	3	54	18.0
4	TAKUBO I	JPN	4	65	16.3
5	FU Y	CHN	3	44	14.7
6	CRISPIN C	AUS	4	56	14.0
7	THOMAS M	CAN	3	40	13.3
8	van OOSTROM E	NED	3	38	12.7
9	MORAES J	BRA	4	47	11.8
10	RUDELLE J	USA	4	44	11.0

1 more players tied

REBOUNDS

Rk	Name	Team	GP	Off	Def	Total	Avg
1	FU Y	CHN	3	11	34	45	15.0
2	VAZQUEZ D. L	MEX	3	6	33	39	13.0
3	MOHNEN M	GER	4	7	37	44	11.0
4	THOMAS M	CAN	3	5	26	31	10.3
5	BUTTERBRODT M	GER	4	4	32	36	9.0
5	TAKUBO I	JPN	4	7	29	36	9.0
5	TESCH L	AUS	4	10	26	36	9.0
8	REIS C	BRA	4	10	24	34	8.5
9	WAGER S	GBR	4	5	28	33	8.3
10	AMIMOTO M	JPN	4	5	25	30	7.5

FOULS ON

Rk	Name	Team	GP	Total	Avg
1	AMIMOTO M	JPN	4	30	7.5
2	BUTTERBRODT M	GER	4	24	6.0
3	VAZQUEZ D. L	MEX	3	17	5.7
4	MORAES J	BRA	4	19	4.8
5	ESTRADA BERNAL F	MEX	3	14	4.7
6	GAUCI K	AUS	4	16	4.0
6	TAKUBO I	JPN	4	16	4.0
8	BENOIT C	CAN	3	12	4.0
8	THOMAS M	CAN	3	12	4.0
10	MOHNEN M	GER	4	13	3.3

1 more players tied

STEALS

Rk	Name	Team	GP	Total	Avg
1	FU Y	CHN	3	11	3.7
2	TESCH L	AUS	4	13	3.3
3	GAUCI K	AUS	4	11	2.8
4	AMIMOTO M	JPN	4	9	2.3
5	KORVER C	NED	3	7	2.3
6	HOFFMAN C	USA	4	8	2.0
6	WHEELER S	USA	4	8	2.0
8	LIU M	CHN	3	6	2.0
9	CAO Q	CHN	3	5	1.7
9	THOMAS M	CAN	3	5	1.7

POINTS (by total)

Rk	Name	Team	GP	Avg	Total
1	AMIMOTO M	JPN	4	22.0	88
2	MOHNEN M	GER	4	18.0	72
3	TAKUBO I	JPN	4	16.3	65
4	CRISPIN C	AUS	4	14.0	56
5	VAZQUEZ D. L	MEX	3	18.0	54
6	MORAES J	BRA	4	11.8	47
7	FU Y	CHN	3	14.7	44
7	RUDELLE J	USA	4	11.0	44
7	TESCH L	AUS	4	11.0	44
10	BUTTERBRODT M	GER	4	10.0	40

1 more players tied

ASSISTS

Rk	Name	Team	GP	Total	Avg
1	MORAES J	BRA	4	21	5.3
2	MASHIKO M	JPN	4	19	4.8
3	GAUCI K	AUS	4	18	4.5
4	RIPP C	USA	4	16	4.0
5	MOHNEN M	GER	4	13	3.3
6	OOSTERBAAN R	NED	3	10	3.3
6	VAZQUEZ D. L	MEX	3	10	3.3
8	STRANGE C	GBR	4	12	3.0
9	THOMAS M	CAN	3	9	3.0
10	TAKUBO I	JPN	4	11	2.8

BLOCKED SHOTS

Rk	Name	Team	GP	Total	Avg
1	ZHANG S	CHN	2	2	1.0
2	RUDELLE J	USA	4	3	0.8
2	STEWART S	AUS	4	3	0.8
2	TESCH L	AUS	4	3	0.8
5	HUITZING I	NED	3	2	0.7
5	van OOSTROM E	NED	3	2	0.7
7	MARTINS LS	BRA	4	2	0.5
8	O'KELLY-KENNEDY K	AUS	2	1	0.5
9	CHAPLIN S	AUS	4	1	0.3
9	DOMASCHENZ M	AUS	4	1	0.3

10 more players tied

TURNOVERS

Rk	Name	Team	GP	Total	Avg
1	MORAES J	BRA	4	32	8.0
2	FU Y	CHN	3	16	5.3
3	VAZQUEZ D. L	MEX	3	14	4.7
4	MARTINS LS	BRA	4	17	4.3
5	TORRES LOPEZ R	MEX	3	13	4.3
6	MIRANDA CM	MEX	3	12	4.0
7	REIS C	BRA	4	13	3.3
7	TURNER H	GBR	4	13	3.3
7	WAGER S	GBR	4	13	3.3
10	KORVER C	NED	3	10	3.3

1 more players tied



**INDIVIDUAL STATISTICS** As of 11 SEP 2008

个人技术统计

**TOTAL FIELD GOALS % (8 attempts/game minimum)**

Rk	Name	Team	GP	M/A	%
1	CRISPIN C	AUS	4	26/44	59.1
2	MOHNEN M	GER	4	34/64	53.1
3	HARNOCK K	CAN	3	12/23	52.2
4	TESCH L	AUS	4	21/42	50.0
5	TAKUBO I	JPN	4	30/61	49.2
6	van OOSTROM E	NED	3	17/38	44.7
7	HUITZING I	NED	3	14/33	42.4
8	AMIMOTO M	JPN	4	33/78	42.3
9	WHEELER S	USA	4	13/31	41.9
10	VAZQUEZ D. L	MEX	3	23/57	40.3

**TOTAL FIELD GOALS MADE**

Rk	Name	Team	GP	Total	Avg
1	MOHNEN M	GER	4	34	8.5
2	AMIMOTO M	JPN	4	33	8.3
3	VAZQUEZ D. L	MEX	3	23	7.7
4	TAKUBO I	JPN	4	30	7.5
5	FU Y	CHN	3	21	7.0
6	CRISPIN C	AUS	4	26	6.5
7	van OOSTROM E	NED	3	17	5.7
8	TESCH L	AUS	4	21	5.3
9	MORAES J	BRA	4	20	5.0
10	THOMAS M	CAN	3	15	5.0

**2 POINTS FIELD GOALS % (6 attempts/game minimum)**

Rk	Name	Team	GP	M/A	%
1	CRISPIN C	AUS	4	26/42	61.9
2	MOHNEN M	GER	4	34/61	55.7
3	BUTTERBRODT M	GER	4	14/26	53.8
4	TESCH L	AUS	4	21/40	52.5
5	VAZQUEZ D. L	MEX	3	20/39	51.3
6	HARNOCK K	CAN	3	11/22	50.0
7	TAKUBO I	JPN	4	29/60	48.3
8	HUITZING I	NED	3	14/29	48.3
9	TAKABAYASHI M	JPN	4	11/23	47.8
10	MIRANDA CM	MEX	3	8/17	47.1

**2 POINTS FIELD GOALS MADE**

Rk	Name	Team	GP	Total	Avg
1	MOHNEN M	GER	4	34	8.5
2	AMIMOTO M	JPN	4	32	8.0
3	TAKUBO I	JPN	4	29	7.3
4	FU Y	CHN	3	21	7.0
5	VAZQUEZ D. L	MEX	3	20	6.7
6	CRISPIN C	AUS	4	26	6.5
7	van OOSTROM E	NED	3	17	5.7
8	TESCH L	AUS	4	21	5.3
9	MORAES J	BRA	4	20	5.0
10	HUITZING I	NED	3	14	4.7

**3 POINTS FIELD GOALS % (2 attempts/game minimum)**

Rk	Name	Team	GP	M/A	%
1	VAZQUEZ D. L	MEX	3	3/18	16.7
2	MASHIKO M	JPN	4	1/6	16.7
2	THOMAS M	CAN	3	1/6	16.7
4	MORAES J	BRA	4	0/11	0.0
4	YANG C	CHN	3	0/5	0.0

1 more players tied

**3 POINTS FIELD GOALS MADE**

Rk	Name	Team	GP	Total	Avg
1	VAZQUEZ D. L	MEX	3	3	1.0
2	AMIMOTO M	JPN	4	1	0.3
2	CHEN D	CHN	3	1	0.3
2	HARNOCK K	CAN	3	1	0.3
2	MACLEAN C	GBR	4	1	0.3
2	MASHIKO M	JPN	4	1	0.3
2	TAKUBO I	JPN	4	1	0.3
2	THOMAS M	CAN	3	1	0.3

**FREE THROWS % (3 attempts/game minimum)**

Rk	Name	Team	GP	M/A	%
1	RUDELL J	USA	4	8/11	72.7
2	THOMAS M	CAN	3	9/14	64.3
3	RIPP C	USA	4	10/17	58.8
4	AMIMOTO M	JPN	4	21/39	53.8
5	BUTTERBRODT M	GER	4	12/24	50.0
6	MORAES J	BRA	4	7/15	46.7
7	WHEELER S	USA	4	4/10	40.0
8	ESTRADA BERNAL F	MEX	3	4/11	36.4
8	WAGER S	GBR	4	4/11	36.4
10	VAZQUEZ D. L	MEX	3	5/16	31.3

**FREE THROWS MADE**

Rk	Name	Team	GP	Total	Avg
1	AMIMOTO M	JPN	4	21	5.3
2	BUTTERBRODT M	GER	4	12	3.0
3	THOMAS M	CAN	3	9	3.0
4	RIPP C	USA	4	10	2.5
5	RUDELL J	USA	4	8	2.0
6	O'KELLY-KENNEDY K	AUS	2	4	2.0
7	MORAES J	BRA	4	7	1.8
8	VAZQUEZ D. L	MEX	3	5	1.7
9	ESTRADA BERNAL F	MEX	3	4	1.3
9	van OOSTROM E	NED	3	4	1.3

**Note:**  
All Players eligible for these statistics must have played at least 50% of all games

**Legend:**  
% Shooting Percentage      Avg Average per Game      Def Defensive Rebounds      GP Games Played  
M/A Made/Attempt      Off Offensive Rebounds      Rk Rank



## INDIVIDUAL STATISTICS As of 11 SEP 2008

个人技术统计

### POINTS (by average)

Rk	Name	Team	GP	Total	Avg
1	AMIMOTO M	JPN	4	88	22.0
2	MOHNEN M	GER	4	72	18.0
3	VAZQUEZ D. L	MEX	4	66	16.5
4	TAKUBO I	JPN	4	65	16.3
5	FU Y	CHN	3	44	14.7
6	CRISPIN C	AUS	4	56	14.0
7	THOMAS M	CAN	4	52	13.0
8	van OOSTROM E	NED	3	38	12.7
9	MORAES J	BRA	4	47	11.8
10	RUDELL J	USA	4	44	11.0

1 more players tied

### REBOUNDS

Rk	Name	Team	GP	Off	Def	Total	Avg
1	FU Y	CHN	3	11	34	45	15.0
2	VAZQUEZ D. L	MEX	4	7	41	48	12.0
3	MOHNEN M	GER	4	7	37	44	11.0
4	THOMAS M	CAN	4	8	32	40	10.0
5	BUTTERBRODT M	GER	4	4	32	36	9.0
5	TAKUBO I	JPN	4	7	29	36	9.0
5	TESCH L	AUS	4	10	26	36	9.0
8	REIS C	BRA	4	10	24	34	8.5
9	WAGER S	GBR	4	5	28	33	8.3
10	AMIMOTO M	JPN	4	5	25	30	7.5

### FOULS ON

Rk	Name	Team	GP	Total	Avg
1	AMIMOTO M	JPN	4	30	7.5
2	BUTTERBRODT M	GER	4	24	6.0
3	VAZQUEZ D. L	MEX	4	22	5.5
4	MORAES J	BRA	4	19	4.8
4	THOMAS M	CAN	4	19	4.8
6	BENOIT C	CAN	4	16	4.0
6	GAUCI K	AUS	4	16	4.0
6	TAKUBO I	JPN	4	16	4.0
9	ESTRADA BERNAL F	MEX	4	14	3.5
10	MOHNEN M	GER	4	13	3.3

1 more players tied

### STEALS

Rk	Name	Team	GP	Total	Avg
1	FU Y	CHN	3	11	3.7
2	TESCH L	AUS	4	13	3.3
3	GAUCI K	AUS	4	11	2.8
4	THOMAS M	CAN	4	10	2.5
5	AMIMOTO M	JPN	4	9	2.3
6	KORVER C	NED	3	7	2.3
7	HOFFMAN C	USA	4	8	2.0
7	WHEELER S	USA	4	8	2.0
9	LIU M	CHN	3	6	2.0
10	CAO Q	CHN	3	5	1.7

### POINTS (by total)

Rk	Name	Team	GP	Avg	Total
1	AMIMOTO M	JPN	4	22.0	88
2	MOHNEN M	GER	4	18.0	72
3	VAZQUEZ D. L	MEX	4	16.5	66
4	TAKUBO I	JPN	4	16.3	65
5	CRISPIN C	AUS	4	14.0	56
6	THOMAS M	CAN	4	13.0	52
7	MORAES J	BRA	4	11.8	47
8	FU Y	CHN	3	14.7	44
8	RUDELL J	USA	4	11.0	44
8	TESCH L	AUS	4	11.0	44

### ASSISTS

Rk	Name	Team	GP	Total	Avg
1	MORAES J	BRA	4	21	5.3
2	MASHIKO M	JPN	4	19	4.8
3	GAUCI K	AUS	4	18	4.5
4	RIPP C	USA	4	16	4.0
5	MOHNEN M	GER	4	13	3.3
6	OOSTERBAAN R	NED	3	10	3.3
7	STRANGE C	GBR	4	12	3.0
7	VAZQUEZ D. L	MEX	4	12	3.0
9	BENOIT C	CAN	4	11	2.8
9	TAKUBO I	JPN	4	11	2.8

### BLOCKED SHOTS

Rk	Name	Team	GP	Total	Avg
1	ZHANG S	CHN	2	2	1.0
2	RUDELL J	USA	4	3	0.8
2	STEWART S	AUS	4	3	0.8
2	TESCH L	AUS	4	3	0.8
5	HUITZING I	NED	3	2	0.7
5	van OOSTROM E	NED	3	2	0.7
7	MARTINS LS	BRA	4	2	0.5
8	O'KELLY-KENNEDY K	AUS	2	1	0.5
9	CHAPLIN S	AUS	4	1	0.3
9	DOMASCHENZ M	AUS	4	1	0.3

10 more players tied

### TURNOVERS

Rk	Name	Team	GP	Total	Avg
1	MORAES J	BRA	4	32	8.0
2	FU Y	CHN	3	16	5.3
3	VAZQUEZ D. L	MEX	4	20	5.0
4	TORRES LOPEZ R	MEX	4	18	4.5
5	MARTINS LS	BRA	4	17	4.3
6	REIS C	BRA	4	13	3.3
6	TURNER H	GBR	4	13	3.3
6	WAGER S	GBR	4	13	3.3
9	KORVER C	NED	3	10	3.3
9	LIU M	CHN	3	10	3.3





**INDIVIDUAL STATISTICS** As of 11 SEP 2008

个人技术统计

**TOTAL FIELD GOALS % (8 attempts/game minimum)**

Rk	Name	Team	GP	M/A	%
1	CRISPIN C	AUS	4	26/44	59.1
2	MOHNEN M	GER	4	34/64	53.1
3	TESCH L	AUS	4	21/42	50.0
4	TAKUBO I	JPN	4	30/61	49.2
5	van OOSTROM E	NED	3	17/38	44.7
6	HUITZING I	NED	3	14/33	42.4
7	AMIMOTO M	JPN	4	33/78	42.3
8	BENOIT C	CAN	4	16/38	42.1
9	WHEELER S	USA	4	13/31	41.9
10	FU Y	CHN	3	21/53	39.6

**TOTAL FIELD GOALS MADE**

Rk	Name	Team	GP	Total	Avg
1	MOHNEN M	GER	4	34	8.5
2	AMIMOTO M	JPN	4	33	8.3
3	TAKUBO I	JPN	4	30	7.5
4	FU Y	CHN	3	21	7.0
5	VAZQUEZ D. L	MEX	4	27	6.8
6	CRISPIN C	AUS	4	26	6.5
7	van OOSTROM E	NED	3	17	5.7
8	TESCH L	AUS	4	21	5.3
9	MORAES J	BRA	4	20	5.0
10	THOMAS M	CAN	4	19	4.8

**2 POINTS FIELD GOALS % (6 attempts/game minimum)**

Rk	Name	Team	GP	M/A	%
1	CRISPIN C	AUS	4	26/42	61.9
2	McLACHLAN J	CAN	4	15/25	60.0
3	MOHNEN M	GER	4	34/61	55.7
4	BUTTERBRODT M	GER	4	14/26	53.8
5	TESCH L	AUS	4	21/40	52.5
6	OUELLET C	CAN	4	11/22	50.0
7	TAKUBO I	JPN	4	29/60	48.3
8	HUITZING I	NED	3	14/29	48.3
9	HARNOCK K	CAN	4	13/27	48.1
10	TAKABAYASHI M	JPN	4	11/23	47.8

**2 POINTS FIELD GOALS MADE**

Rk	Name	Team	GP	Total	Avg
1	MOHNEN M	GER	4	34	8.5
2	AMIMOTO M	JPN	4	32	8.0
3	TAKUBO I	JPN	4	29	7.3
4	FU Y	CHN	3	21	7.0
5	CRISPIN C	AUS	4	26	6.5
6	VAZQUEZ D. L	MEX	4	24	6.0
7	van OOSTROM E	NED	3	17	5.7
8	TESCH L	AUS	4	21	5.3
9	MORAES J	BRA	4	20	5.0
10	HUITZING I	NED	3	14	4.7

**3 POINTS FIELD GOALS % (2 attempts/game minimum)**

Rk	Name	Team	GP	M/A	%
1	GARCIA AMADOR W	MEX	4	2/7	28.6
2	MASHIKO M	JPN	4	1/6	16.7
3	VAZQUEZ D. L	MEX	4	3/20	15.0
4	THOMAS M	CAN	4	1/8	12.5
5	MORAES J	BRA	4	0/11	0.0
5	YANG C	CHN	3	0/5	0.0

**3 POINTS FIELD GOALS MADE**

Rk	Name	Team	GP	Total	Avg
1	VAZQUEZ D. L	MEX	4	3	0.8
2	GARCIA AMADOR W	MEX	4	2	0.5
3	AMIMOTO M	JPN	4	1	0.3
3	CHEN D	CHN	3	1	0.3
3	HARNOCK K	CAN	4	1	0.3
3	MACLEAN C	GBR	4	1	0.3
3	MASHIKO M	JPN	4	1	0.3
3	TAKUBO I	JPN	4	1	0.3
3	THOMAS M	CAN	4	1	0.3

**FREE THROWS % (3 attempts/game minimum)**

Rk	Name	Team	GP	M/A	%
1	RUDELLE J	USA	4	8/11	72.7
2	THOMAS M	CAN	4	13/20	65.0
3	RIPP C	USA	4	10/17	58.8
4	AMIMOTO M	JPN	4	21/39	53.8
5	BUTTERBRODT M	GER	4	12/24	50.0
6	MORAES J	BRA	4	7/15	46.7
7	WHEELER S	USA	4	4/10	40.0
8	VAZQUEZ D. L	MEX	4	9/23	39.1
9	ESTRADA BERNAL F	MEX	4	4/11	36.4
9	WAGER S	GBR	4	4/11	36.4

**FREE THROWS MADE**

Rk	Name	Team	GP	Total	Avg
1	AMIMOTO M	JPN	4	21	5.3
2	THOMAS M	CAN	4	13	3.3
3	BUTTERBRODT M	GER	4	12	3.0
4	RIPP C	USA	4	10	2.5
5	VAZQUEZ D. L	MEX	4	9	2.3
6	RUDELLE J	USA	4	8	2.0
7	O'KELLY-KENNEDY K	AUS	2	4	2.0
8	MORAES J	BRA	4	7	1.8
9	van OOSTROM E	NED	3	4	1.3
10	BENOIT C	CAN	4	4	1.0

8 more players tied

**Note:**  
All Players eligible for these statistics must have played at least 50% of all games

**Legend:**  
% Shooting Percentage  
M/A Made/Attempt  
Avg Off Average per Game Offensive Rebounds  
Def Rk Defensive Rebounds Rank  
GP Games Played





## INDIVIDUAL STATISTICS As of 7 SEP 2008

个人技术统计

### POINTS (by average)

Rk	Name	Team	GP	Total	Avg
1	VAZQUEZ D. L	MEX	1	21	21.0
1	van OOSTROM E	NED	1	21	21.0
3	HUITZING I	NED	1	20	20.0
4	CRISPIN C	AUS	1	16	16.0
5	CHAPLIN S	AUS	1	11	11.0
6	GAUCI K	AUS	1	10	10.0
6	MIRANDA CM	MEX	1	10	10.0
6	STEWART S	AUS	1	10	10.0
9	KORVER C	NED	1	7	7.0
10	OOSTERBAAN R	NED	1	6	6.0

### POINTS (by total)

Rk	Name	Team	GP	Avg	Total
1	VAZQUEZ D. L	MEX	1	21.0	21
1	van OOSTROM E	NED	1	21.0	21
3	HUITZING I	NED	1	20.0	20
4	CRISPIN C	AUS	1	16.0	16
5	CHAPLIN S	AUS	1	11.0	11
6	GAUCI K	AUS	1	10.0	10
6	MIRANDA CM	MEX	1	10.0	10
6	STEWART S	AUS	1	10.0	10
9	KORVER C	NED	1	7.0	7
10	OOSTERBAAN R	NED	1	6.0	6

### REBOUNDS

Rk	Name	Team	GP	Off	Def	Total	Avg
1	VAZQUEZ D. L	MEX	1	2	15	17	17.0
2	van OOSTROM E	NED	1	5	7	12	12.0
3	CRISPIN C	AUS	1	1	7	8	8.0
3	TESCH L	AUS	1	2	6	8	8.0
5	FREEMAN H	GBR	1	3	4	7	7.0
5	HUITZING I	NED	1	2	5	7	7.0
5	VERSLOOT C	NED	1	4	3	7	7.0
8	ESTRADA BERNAL F	MEX	1	3	3	6	6.0
8	TORRES LOPEZ R	MEX	1	1	5	6	6.0
8	TURNER H	GBR	1	1	5	6	6.0

1 more players tied

### FOULS ON

Rk	Name	Team	GP	Total	Avg
1	VAZQUEZ D. L	MEX	1	6	6.0
2	CHAPLIN S	AUS	1	5	5.0
2	GAUCI K	AUS	1	5	5.0
2	STRANGE C	GBR	1	5	5.0
2	VERSLOOT C	NED	1	5	5.0
6	ESTRADA BERNAL F	MEX	1	3	3.0
6	HUITZING I	NED	1	3	3.0
6	KORVER C	NED	1	3	3.0
6	WAGER S	GBR	1	3	3.0
10	FOX J	GBR	1	2	2.0

3 more players tied

### STEALS

Rk	Name	Team	GP	Total	Avg
1	KORVER C	NED	1	5	5.0
2	GAUCI K	AUS	1	4	4.0
3	TESCH L	AUS	1	3	3.0
4	OOSTERBAAN R	NED	1	2	2.0
4	van OOSTROM E	NED	1	2	2.0
6	CHAPLIN S	AUS	1	1	1.0
6	GARNIER P	NED	1	1	1.0
6	HUITZING I	NED	1	1	1.0
6	PIETERSE F	NED	1	1	1.0
6	STEWART S	AUS	1	1	1.0

4 more players tied

### ASSISTS

Rk	Name	Team	GP	Total	Avg
1	TESCH L	AUS	1	4	4.0
1	VERSLOOT C	NED	1	4	4.0
3	FREEMAN H	GBR	1	3	3.0
3	GAUCI K	AUS	1	3	3.0
3	MIRANDA CM	MEX	1	3	3.0
3	STRANGE C	GBR	1	3	3.0
7	OOSTERBAAN R	NED	1	2	2.0
7	STEWART S	AUS	1	2	2.0
7	VAZQUEZ D. L	MEX	1	2	2.0
10	BURZYNSKI C	AUS	1	1	1.0

9 more players tied

### BLOCKED SHOTS

Rk	Name	Team	GP	Total	Avg
1	HUITZING I	NED	1	2	2.0
1	STEWART S	AUS	1	2	2.0
3	DOMASCHENZ M	AUS	1	1	1.0
3	O'KELLY-KENNEDY K	AUS	1	1	1.0
3	VAZQUEZ D. L	MEX	1	1	1.0

### TURNOVERS

Rk	Name	Team	GP	Total	Avg
1	TORRES LOPEZ R	MEX	1	6	6.0
2	FREEMAN H	GBR	1	4	4.0
2	TURNER H	GBR	1	4	4.0
2	VAZQUEZ D. L	MEX	1	4	4.0
5	McKENZIE T	AUS	1	3	3.0
5	WAGER S	GBR	1	3	3.0
7	ESTRADA BERNAL F	MEX	1	2	2.0
7	GAUCI K	AUS	1	2	2.0
7	MIRANDA CM	MEX	1	2	2.0
7	STRANGE C	GBR	1	2	2.0

2 more players tied

**INDIVIDUAL STATISTICS** As of 7 SEP 2008

个人技术统计

**TOTAL FIELD GOALS % (8 attempts/game minimum)**

Rk	Name	Team	GP	M/A	%
1	CRISPIN C	AUS	1	8/13	61.5
2	van OOSTROM E	NED	1	9/16	56.2
3	STEWART S	AUS	1	5/10	50.0
4	HUITZING I	NED	1	9/19	47.4
5	VAZQUEZ D. L	MEX	1	9/22	40.9
6	OOSTERBAAN R	NED	1	3/8	37.5
7	GAUCI K	AUS	1	4/13	30.8
8	WAGER S	GBR	1	2/8	25.0
9	VERSLOOT C	NED	1	2/12	16.7
10	KORVER C	NED	1	2/13	15.4

**TOTAL FIELD GOALS MADE**

Rk	Name	Team	GP	Total	Avg
1	HUITZING I	NED	1	9	9.0
1	VAZQUEZ D. L	MEX	1	9	9.0
1	van OOSTROM E	NED	1	9	9.0
4	CRISPIN C	AUS	1	8	8.0
5	STEWART S	AUS	1	5	5.0
6	CHAPLIN S	AUS	1	4	4.0
6	GAUCI K	AUS	1	4	4.0
6	MIRANDA CM	MEX	1	4	4.0
9	OOSTERBAAN R	NED	1	3	3.0
10	KORVER C	NED	1	2	2.0

9 more players tied

**2 POINTS FIELD GOALS MADE**

Rk	Name	Team	GP	Total	Avg
1	HUITZING I	NED	1	9	9.0
1	van OOSTROM E	NED	1	9	9.0
3	CRISPIN C	AUS	1	8	8.0
3	VAZQUEZ D. L	MEX	1	8	8.0
5	STEWART S	AUS	1	5	5.0
6	CHAPLIN S	AUS	1	4	4.0
6	GAUCI K	AUS	1	4	4.0
6	MIRANDA CM	MEX	1	4	4.0
9	OOSTERBAAN R	NED	1	3	3.0
10	KORVER C	NED	1	2	2.0

9 more players tied

**3 POINTS FIELD GOALS MADE**

Rk	Name	Team	GP	Total	Avg
1	VAZQUEZ D. L	MEX	1	1	1.0

**3 POINTS FIELD GOALS % (2 attempts/game minimum)**

Rk	Name	Team	GP	M/A	%
1	VAZQUEZ D. L	MEX	1	1/7	14.3
2	STRANGE C	GBR	1	0/3	0.0

**FREE THROWS % (3 attempts/game minimum)**

Rk	Name	Team	GP	M/A	%
1	van OOSTROM E	NED	1	3/3	100.0
2	KORVER C	NED	1	3/4	75.0
3	HUITZING I	NED	1	2/3	66.7
4	CHAPLIN S	AUS	1	3/5	60.0
5	VAZQUEZ D. L	MEX	1	2/4	50.0
6	VERSLOOT C	NED	1	1/6	16.7
7	STRANGE C	GBR	1	1/8	12.5

**FREE THROWS MADE**

Rk	Name	Team	GP	Total	Avg
1	CHAPLIN S	AUS	1	3	3.0
1	KORVER C	NED	1	3	3.0
1	van OOSTROM E	NED	1	3	3.0
4	GAUCI K	AUS	1	2	2.0
4	HUITZING I	NED	1	2	2.0
4	MIRANDA CM	MEX	1	2	2.0
4	VAZQUEZ D. L	MEX	1	2	2.0
8	ESTRADA BERNAL F	MEX	1	1	1.0
8	STRANGE C	GBR	1	1	1.0
8	VERSLOOT C	NED	1	1	1.0

1 more players tied

**Note:**

All Players eligible for these statistics must have played at least 50% of all games

**Legend:**

%	Shooting Percentage	<b>Avg</b>	Average per Game	<b>Def</b>	Defensive Rebounds	<b>GP</b>	Games Played
M/A	Made/Attempt	<b>Off</b>	Offensive Rebounds	<b>Rk</b>	Rank		



## INDIVIDUAL STATISTICS As of 11 SEP 2008

个人技术统计

### POINTS (by average)

Rk	Name	Team	GP	Total	Avg
1	AMIMOTO M	JPN	4	88	22.0
2	MOHNEN M	GER	4	72	18.0
3	VAZQUEZ D. L	MEX	4	66	16.5
4	TAKUBO I	JPN	4	65	16.3
5	van OOSTROM E	NED	4	61	15.3
6	CRISPIN C	AUS	4	56	14.0
7	THOMAS M	CAN	4	52	13.0
8	FU Y	CHN	4	50	12.5
9	MORAES J	BRA	4	47	11.8
10	RUDELL J	USA	4	44	11.0

1 more players tied

### REBOUNDS

Rk	Name	Team	GP	Off	Def	Total	Avg
1	FU Y	CHN	4	12	44	56	14.0
2	VAZQUEZ D. L	MEX	4	7	41	48	12.0
3	MOHNEN M	GER	4	7	37	44	11.0
4	THOMAS M	CAN	4	8	32	40	10.0
5	BUTTERBRODT M	GER	4	4	32	36	9.0
5	TAKUBO I	JPN	4	7	29	36	9.0
5	TESCH L	AUS	4	10	26	36	9.0
8	REIS C	BRA	4	10	24	34	8.5
9	HUITZING I	NED	4	11	22	33	8.3
9	WAGER S	GBR	4	5	28	33	8.3

### FOULS ON

Rk	Name	Team	GP	Total	Avg
1	AMIMOTO M	JPN	4	30	7.5
2	BUTTERBRODT M	GER	4	24	6.0
3	VAZQUEZ D. L	MEX	4	22	5.5
4	MORAES J	BRA	4	19	4.8
4	THOMAS M	CAN	4	19	4.8
6	FU Y	CHN	4	17	4.3
7	BENOIT C	CAN	4	16	4.0
7	GAUCI K	AUS	4	16	4.0
7	TAKUBO I	JPN	4	16	4.0
10	ESTRADA BERNAL F	MEX	4	14	3.5

### STEALS

Rk	Name	Team	GP	Total	Avg
1	FU Y	CHN	4	14	3.5
2	TESCH L	AUS	4	13	3.3
3	GAUCI K	AUS	4	11	2.8
4	THOMAS M	CAN	4	10	2.5
5	AMIMOTO M	JPN	4	9	2.3
5	KORVER C	NED	4	9	2.3
7	HOFFMAN C	USA	4	8	2.0
7	WHEELER S	USA	4	8	2.0
7	van OOSTROM E	NED	4	8	2.0
10	LIU M	CHN	4	6	1.5

4 more players tied

### POINTS (by total)

Rk	Name	Team	GP	Avg	Total
1	AMIMOTO M	JPN	4	22.0	88
2	MOHNEN M	GER	4	18.0	72
3	VAZQUEZ D. L	MEX	4	16.5	66
4	TAKUBO I	JPN	4	16.3	65
5	van OOSTROM E	NED	4	15.3	61
6	CRISPIN C	AUS	4	14.0	56
7	THOMAS M	CAN	4	13.0	52
8	FU Y	CHN	4	12.5	50
9	MORAES J	BRA	4	11.8	47
10	RUDELL J	USA	4	11.0	44

1 more players tied

### ASSISTS

Rk	Name	Team	GP	Total	Avg
1	MORAES J	BRA	4	21	5.3
2	MASHIKO M	JPN	4	19	4.8
3	GAUCI K	AUS	4	18	4.5
4	RIPP C	USA	4	16	4.0
5	MOHNEN M	GER	4	13	3.3
5	OOSTERBAAN R	NED	4	13	3.3
7	STRANGE C	GBR	4	12	3.0
7	VAZQUEZ D. L	MEX	4	12	3.0
9	BENOIT C	CAN	4	11	2.8
9	TAKUBO I	JPN	4	11	2.8

### BLOCKED SHOTS

Rk	Name	Team	GP	Total	Avg
1	HUITZING I	NED	4	3	0.8
1	RUDELL J	USA	4	3	0.8
1	STEWART S	AUS	4	3	0.8
1	TESCH L	AUS	4	3	0.8
5	ZHANG S	CHN	3	2	0.7
6	MARTINS LS	BRA	4	2	0.5
6	van OOSTROM E	NED	4	2	0.5
8	O'KELLY-KENNEDY K	AUS	2	1	0.5
9	CHAPLIN S	AUS	4	1	0.3
9	DOMASCHENZ M	AUS	4	1	0.3

11 more players tied

### TURNOVERS

Rk	Name	Team	GP	Total	Avg
1	MORAES J	BRA	4	32	8.0
2	VAZQUEZ D. L	MEX	4	20	5.0
3	TORRES LOPEZ R	MEX	4	18	4.5
4	FU Y	CHN	4	17	4.3
4	MARTINS LS	BRA	4	17	4.3
6	LIU M	CHN	4	15	3.8
7	KORVER C	NED	4	13	3.3
7	REIS C	BRA	4	13	3.3
7	TURNER H	GBR	4	13	3.3
7	WAGER S	GBR	4	13	3.3

**INDIVIDUAL STATISTICS** As of 11 SEP 2008

个人技术统计

**TOTAL FIELD GOALS % (8 attempts/game minimum)**

Rk	Name	Team	GP	M/A	%
1	CRISPIN C	AUS	4	26/44	59.1
2	MOHNEN M	GER	4	34/64	53.1
3	TESCH L	AUS	4	21/42	50.0
4	TAKUBO I	JPN	4	30/61	49.2
5	van OOSTROM E	NED	4	27/58	46.6
6	HUITZING I	NED	4	20/46	43.5
7	AMIMOTO M	JPN	4	33/78	42.3
8	BENOIT C	CAN	4	16/38	42.1
9	WHEELER S	USA	4	13/31	41.9
10	FU Y	CHN	4	24/63	38.1

**TOTAL FIELD GOALS MADE**

Rk	Name	Team	GP	Total	Avg
1	MOHNEN M	GER	4	34	8.5
2	AMIMOTO M	JPN	4	33	8.3
3	TAKUBO I	JPN	4	30	7.5
4	VAZQUEZ D. L	MEX	4	27	6.8
4	van OOSTROM E	NED	4	27	6.8
6	CRISPIN C	AUS	4	26	6.5
7	FU Y	CHN	4	24	6.0
8	TESCH L	AUS	4	21	5.3
9	HUITZING I	NED	4	20	5.0
9	MORAES J	BRA	4	20	5.0

**2 POINTS FIELD GOALS % (6 attempts/game minimum)**

Rk	Name	Team	GP	M/A	%
1	CRISPIN C	AUS	4	26/42	61.9
2	McLACHLAN J	CAN	4	15/25	60.0
3	MOHNEN M	GER	4	34/61	55.7
4	BUTTERBRODT M	GER	4	14/26	53.8
5	TESCH L	AUS	4	21/40	52.5
6	OUELLET C	CAN	4	11/22	50.0
7	TAKUBO I	JPN	4	29/60	48.3
8	HARNOCK K	CAN	4	13/27	48.1
9	TAKABAYASHI M	JPN	4	11/23	47.8
10	van OOSTROM E	NED	4	27/57	47.4

**2 POINTS FIELD GOALS MADE**

Rk	Name	Team	GP	Total	Avg
1	MOHNEN M	GER	4	34	8.5
2	AMIMOTO M	JPN	4	32	8.0
3	TAKUBO I	JPN	4	29	7.3
4	van OOSTROM E	NED	4	27	6.8
5	CRISPIN C	AUS	4	26	6.5
6	FU Y	CHN	4	24	6.0
6	VAZQUEZ D. L	MEX	4	24	6.0
8	TESCH L	AUS	4	21	5.3
9	MORAES J	BRA	4	20	5.0
10	HUITZING I	NED	4	19	4.8

**3 POINTS FIELD GOALS % (2 attempts/game minimum)**

Rk	Name	Team	GP	M/A	%
1	GARCIA AMADOR W	MEX	4	2/7	28.6
2	MASHIKO M	JPN	4	1/6	16.7
3	VAZQUEZ D. L	MEX	4	3/20	15.0
4	THOMAS M	CAN	4	1/8	12.5
5	MORAES J	BRA	4	0/11	0.0
5	YANG C	CHN	4	0/6	0.0

**3 POINTS FIELD GOALS MADE**

Rk	Name	Team	GP	Total	Avg
1	VAZQUEZ D. L	MEX	4	3	0.8
2	GARCIA AMADOR W	MEX	4	2	0.5
3	AMIMOTO M	JPN	4	1	0.3
3	CHEN D	CHN	4	1	0.3
3	HARNOCK K	CAN	4	1	0.3
3	HUITZING I	NED	4	1	0.3
3	MACLEAN C	GBR	4	1	0.3
3	MASHIKO M	JPN	4	1	0.3
3	TAKUBO I	JPN	4	1	0.3
3	THOMAS M	CAN	4	1	0.3

**FREE THROWS % (3 attempts/game minimum)**

Rk	Name	Team	GP	M/A	%
1	RUDELLE J	USA	4	8/11	72.7
2	THOMAS M	CAN	4	13/20	65.0
3	RIPP C	USA	4	10/17	58.8
4	AMIMOTO M	JPN	4	21/39	53.8
5	BUTTERBRODT M	GER	4	12/24	50.0
6	MORAES J	BRA	4	7/15	46.7
6	van OOSTROM E	NED	4	7/15	46.7
8	KORVER C	NED	4	6/13	46.2
9	WHEELER S	USA	4	4/10	40.0
10	VAZQUEZ D. L	MEX	4	9/23	39.1

**FREE THROWS MADE**

Rk	Name	Team	GP	Total	Avg
1	AMIMOTO M	JPN	4	21	5.3
2	THOMAS M	CAN	4	13	3.3
3	BUTTERBRODT M	GER	4	12	3.0
4	RIPP C	USA	4	10	2.5
5	VAZQUEZ D. L	MEX	4	9	2.3
6	RUDELLE J	USA	4	8	2.0
7	O'KELLY-KENNEDY K	AUS	2	4	2.0
8	MORAES J	BRA	4	7	1.8
8	van OOSTROM E	NED	4	7	1.8
10	KORVER C	NED	4	6	1.5

**Note:**  
All Players eligible for these statistics must have played at least 50% of all games

**Legend:**  
% Shooting Percentage      Avg Average per Game      Def Defensive Rebounds      GP Games Played  
M/A Made/Attempt      Off Offensive Rebounds      Rk Rank


**INDIVIDUAL STATISTICS** As of 12 SEP 2008

个人技术统计

**POINTS (by average)**

Rk	Name	Team	GP	Total	Avg
1	AMIMOTO M	JPN	4	88	22.0
2	MOHNEN M	GER	4	72	18.0
3	VAZQUEZ D. L	MEX	4	66	16.5
4	TAKUBO I	JPN	4	65	16.3
5	van OOSTROM E	NED	4	61	15.3
6	CRISPIN C	AUS	4	56	14.0
7	THOMAS M	CAN	4	52	13.0
8	FU Y	CHN	5	62	12.4
9	RUDELLE J	USA	5	60	12.0
10	MORAES J	BRA	4	47	11.8

**POINTS (by total)**

Rk	Name	Team	GP	Avg	Total
1	AMIMOTO M	JPN	4	22.0	88
2	MOHNEN M	GER	4	18.0	72
3	VAZQUEZ D. L	MEX	4	16.5	66
4	TAKUBO I	JPN	4	16.3	65
5	FU Y	CHN	5	12.4	62
6	van OOSTROM E	NED	4	15.3	61
7	RUDELLE J	USA	5	12.0	60
8	CRISPIN C	AUS	4	14.0	56
9	THOMAS M	CAN	4	13.0	52
10	MORAES J	BRA	4	11.8	47

**REBOUNDS**

Rk	Name	Team	GP	Off	Def	Total	Avg
1	FU Y	CHN	5	13	55	68	13.6
2	VAZQUEZ D. L	MEX	4	7	41	48	12.0
3	MOHNEN M	GER	4	7	37	44	11.0
4	THOMAS M	CAN	4	8	32	40	10.0
5	BUTTERBRODT M	GER	4	4	32	36	9.0
5	TAKUBO I	JPN	4	7	29	36	9.0
5	TESCH L	AUS	4	10	26	36	9.0
8	REIS C	BRA	4	10	24	34	8.5
9	HUITZING I	NED	4	11	22	33	8.3
9	WAGER S	GBR	4	5	28	33	8.3

**ASSISTS**

Rk	Name	Team	GP	Total	Avg
1	MORAES J	BRA	4	21	5.3
2	MASHIKO M	JPN	4	19	4.8
3	GAUCI K	AUS	4	18	4.5
4	RIPP C	USA	5	18	3.6
5	MOHNEN M	GER	4	13	3.3
5	OOSTERBAAN R	NED	4	13	3.3
7	STRANGE C	GBR	4	12	3.0
7	VAZQUEZ D. L	MEX	4	12	3.0
9	CISNEROS P	USA	5	14	2.8
10	BENOIT C	CAN	4	11	2.8

**FOULS ON**

Rk	Name	Team	GP	Total	Avg
1	AMIMOTO M	JPN	4	30	7.5
2	BUTTERBRODT M	GER	4	24	6.0
3	VAZQUEZ D. L	MEX	4	22	5.5
4	MORAES J	BRA	4	19	4.8
4	THOMAS M	CAN	4	19	4.8
6	BENOIT C	CAN	4	16	4.0
6	GAUCI K	AUS	4	16	4.0
6	TAKUBO I	JPN	4	16	4.0
9	FU Y	CHN	5	18	3.6
10	ESTRADA BERNAL F	MEX	4	14	3.5

**BLOCKED SHOTS**

Rk	Name	Team	GP	Total	Avg
1	HUITZING I	NED	4	3	0.8
1	STEWART S	AUS	4	3	0.8
1	TESCH L	AUS	4	3	0.8
4	ZHANG S	CHN	3	2	0.7
5	RUDELLE J	USA	5	3	0.6
6	MARTINS LS	BRA	4	2	0.5
6	van OOSTROM E	NED	4	2	0.5
8	O'KELLY-KENNEDY K	AUS	2	1	0.5
9	CHAPLIN S	AUS	4	1	0.3
9	DOMASCHENZ M	AUS	4	1	0.3

1 more players tied

11 more players tied

**STEALS**

Rk	Name	Team	GP	Total	Avg
1	TESCH L	AUS	4	13	3.3
2	FU Y	CHN	5	15	3.0
3	GAUCI K	AUS	4	11	2.8
4	THOMAS M	CAN	4	10	2.5
5	AMIMOTO M	JPN	4	9	2.3
5	KORVER C	NED	4	9	2.3
7	van OOSTROM E	NED	4	8	2.0
8	HOFFMAN C	USA	5	9	1.8
8	RIPP C	USA	5	9	1.8
8	RUDELLE J	USA	5	9	1.8

1 more players tied

**TURNOVERS**

Rk	Name	Team	GP	Total	Avg
1	MORAES J	BRA	4	32	8.0
2	VAZQUEZ D. L	MEX	4	20	5.0
3	TORRES LOPEZ R	MEX	4	18	4.5
4	MARTINS LS	BRA	4	17	4.3
5	LIU M	CHN	5	20	4.0
6	FU Y	CHN	5	19	3.8
7	KORVER C	NED	4	13	3.3
7	REIS C	BRA	4	13	3.3
7	TURNER H	GBR	4	13	3.3
7	WAGER S	GBR	4	13	3.3

**INDIVIDUAL STATISTICS** As of 12 SEP 2008

个人技术统计

**TOTAL FIELD GOALS % (8 attempts/game minimum)**

Rk	Name	Team	GP	M/A	%
1	CRISPIN C	AUS	4	26/44	59.1
2	MOHNEN M	GER	4	34/64	53.1
3	TESCH L	AUS	4	21/42	50.0
4	TAKUBO I	JPN	4	30/61	49.2
5	GONZALES L	USA	5	20/42	47.6
6	van OOSTROM E	NED	4	27/58	46.6
7	HUITZING I	NED	4	20/46	43.5
8	AMIMOTO M	JPN	4	33/78	42.3
9	BENOIT C	CAN	4	16/38	42.1
10	RUDELLE J	USA	5	25/60	41.7

**TOTAL FIELD GOALS MADE**

Rk	Name	Team	GP	Total	Avg
1	MOHNEN M	GER	4	34	8.5
2	AMIMOTO M	JPN	4	33	8.3
3	TAKUBO I	JPN	4	30	7.5
4	VAZQUEZ D. L	MEX	4	27	6.8
4	van OOSTROM E	NED	4	27	6.8
6	CRISPIN C	AUS	4	26	6.5
7	FU Y	CHN	5	30	6.0
8	TESCH L	AUS	4	21	5.3
9	RUDELLE J	USA	5	25	5.0
10	HUITZING I	NED	4	20	5.0

1 more players tied

**2 POINTS FIELD GOALS MADE**

Rk	Name	Team	GP	Total	Avg
1	MOHNEN M	GER	4	34	8.5
2	AMIMOTO M	JPN	4	32	8.0
3	TAKUBO I	JPN	4	29	7.3
4	van OOSTROM E	NED	4	27	6.8
5	CRISPIN C	AUS	4	26	6.5
6	FU Y	CHN	5	30	6.0
7	VAZQUEZ D. L	MEX	4	24	6.0
8	TESCH L	AUS	4	21	5.3
9	MORAES J	BRA	4	20	5.0
10	RUDELLE J	USA	5	24	4.8

**2 POINTS FIELD GOALS % (6 attempts/game minimum)**

Rk	Name	Team	GP	M/A	%
1	CRISPIN C	AUS	4	26/42	61.9
2	McLACHLAN J	CAN	4	15/25	60.0
3	MOHNEN M	GER	4	34/61	55.7
4	BUTTERBRODT M	GER	4	14/26	53.8
5	TESCH L	AUS	4	21/40	52.5
6	OUELLET C	CAN	4	11/22	50.0
7	TAKUBO I	JPN	4	29/60	48.3
8	HARNOCK K	CAN	4	13/27	48.1
9	TAKABAYASHI M	JPN	4	11/23	47.8
10	GONZALES L	USA	5	20/42	47.6

**3 POINTS FIELD GOALS % (2 attempts/game minimum)**

Rk	Name	Team	GP	M/A	%
1	GARCIA AMADOR W	MEX	4	2/7	28.6
2	MASHIKO M	JPN	4	1/6	16.7
3	VAZQUEZ D. L	MEX	4	3/20	15.0
4	THOMAS M	CAN	4	1/8	12.5
5	MORAES J	BRA	4	0/11	0.0
5	YANG C	CHN	4	0/6	0.0

**3 POINTS FIELD GOALS MADE**

Rk	Name	Team	GP	Total	Avg
1	VAZQUEZ D. L	MEX	4	3	0.8
2	GARCIA AMADOR W	MEX	4	2	0.5
3	AMIMOTO M	JPN	4	1	0.3
3	HARNOCK K	CAN	4	1	0.3
3	HUITZING I	NED	4	1	0.3
3	MACLEAN C	GBR	4	1	0.3
3	MASHIKO M	JPN	4	1	0.3
3	TAKUBO I	JPN	4	1	0.3
3	THOMAS M	CAN	4	1	0.3
10	CHEN D	CHN	5	1	0.2

1 more players tied

**FREE THROWS MADE**

Rk	Name	Team	GP	Total	Avg
1	AMIMOTO M	JPN	4	21	5.3
2	THOMAS M	CAN	4	13	3.3
3	BUTTERBRODT M	GER	4	12	3.0
4	RIPP C	USA	5	13	2.6
5	VAZQUEZ D. L	MEX	4	9	2.3
6	O'KELLY-KENNEDY K	AUS	2	4	2.0
7	RUDELLE J	USA	5	9	1.8
8	MORAES J	BRA	4	7	1.8
8	van OOSTROM E	NED	4	7	1.8
10	KORVER C	NED	4	6	1.5

**FREE THROWS % (3 attempts/game minimum)**

Rk	Name	Team	GP	M/A	%
1	RUDELLE J	USA	5	9/13	69.2
2	THOMAS M	CAN	4	13/20	65.0
3	RIPP C	USA	5	13/23	56.5
4	AMIMOTO M	JPN	4	21/39	53.8
5	BUTTERBRODT M	GER	4	12/24	50.0
6	WHEELER S	USA	5	7/14	50.0
7	MORAES J	BRA	4	7/15	46.7
7	van OOSTROM E	NED	4	7/15	46.7
9	KORVER C	NED	4	6/13	46.2
10	VAZQUEZ D. L	MEX	4	9/23	39.1

**Note:**

All Players eligible for these statistics must have played at least 50% of all games

**Legend:**

% Shooting Percentage      Avg Average per Game      Def Defensive Rebounds      GP Games Played  
M/A Made/Attempt      Off Offensive Rebounds      Rk Rank

## INDIVIDUAL STATISTICS As of 12 SEP 2008

个人技术统计

### POINTS (by average)

Rk	Name	Team	GP	Total	Avg
1	AMIMOTO M	JPN	5	98	19.6
2	MOHNEN M	GER	4	72	18.0
3	VAZQUEZ D. L	MEX	4	66	16.5
4	TAKUBO I	JPN	5	82	16.4
5	van OOSTROM E	NED	4	61	15.3
6	CRISPIN C	AUS	4	56	14.0
7	THOMAS M	CAN	4	52	13.0
8	FU Y	CHN	5	62	12.4
9	RUDELLE J	USA	5	60	12.0
10	MORAES J	BRA	4	47	11.8

### POINTS (by total)

Rk	Name	Team	GP	Avg	Total
1	AMIMOTO M	JPN	5	19.6	98
2	TAKUBO I	JPN	5	16.4	82
3	MOHNEN M	GER	4	18.0	72
4	VAZQUEZ D. L	MEX	4	16.5	66
5	FU Y	CHN	5	12.4	62
6	van OOSTROM E	NED	4	15.3	61
7	RUDELLE J	USA	5	12.0	60
8	CRISPIN C	AUS	4	14.0	56
9	THOMAS M	CAN	4	13.0	52
10	MORAES J	BRA	4	11.8	47

### REBOUNDS

Rk	Name	Team	GP	Off	Def	Total	Avg
1	FU Y	CHN	5	13	55	68	13.6
2	VAZQUEZ D. L	MEX	4	7	41	48	12.0
3	MOHNEN M	GER	4	7	37	44	11.0
4	THOMAS M	CAN	4	8	32	40	10.0
5	TAKUBO I	JPN	5	11	37	48	9.6
6	BUTTERBRODT M	GER	4	4	32	36	9.0
6	TESCH L	AUS	4	10	26	36	9.0
8	WAGER S	GBR	5	6	37	43	8.6
9	REIS C	BRA	4	10	24	34	8.5
10	HUITZING I	NED	4	11	22	33	8.3

### ASSISTS

Rk	Name	Team	GP	Total	Avg
1	MORAES J	BRA	4	21	5.3
2	GAUCI K	AUS	4	18	4.5
3	MASHIKO M	JPN	5	22	4.4
4	RIPP C	USA	5	18	3.6
5	MOHNEN M	GER	4	13	3.3
5	OOSTERBAAN R	NED	4	13	3.3
7	AMIMOTO M	JPN	5	15	3.0
7	STRANGE C	GBR	5	15	3.0
9	VAZQUEZ D. L	MEX	4	12	3.0
10	CISNEROS P	USA	5	14	2.8

### FOULS ON

Rk	Name	Team	GP	Total	Avg
1	AMIMOTO M	JPN	5	37	7.4
2	BUTTERBRODT M	GER	4	24	6.0
3	VAZQUEZ D. L	MEX	4	22	5.5
4	TAKUBO I	JPN	5	25	5.0
5	MORAES J	BRA	4	19	4.8
5	THOMAS M	CAN	4	19	4.8
7	BENOIT C	CAN	4	16	4.0
7	GAUCI K	AUS	4	16	4.0
9	FU Y	CHN	5	18	3.6
10	ESTRADA BERNAL F	MEX	4	14	3.5

### BLOCKED SHOTS

Rk	Name	Team	GP	Total	Avg
1	HUITZING I	NED	4	3	0.8
1	STEWART S	AUS	4	3	0.8
1	TESCH L	AUS	4	3	0.8
4	ZHANG S	CHN	3	2	0.7
5	RUDELLE J	USA	5	3	0.6
6	MARTINS LS	BRA	4	2	0.5
6	van OOSTROM E	NED	4	2	0.5
8	O'KELLY-KENNEDY K	AUS	2	1	0.5
9	CHAPLIN S	AUS	4	1	0.3
9	DOMASCHENZ M	AUS	4	1	0.3

11 more players tied

### STEALS

Rk	Name	Team	GP	Total	Avg
1	TESCH L	AUS	4	13	3.3
2	FU Y	CHN	5	15	3.0
3	GAUCI K	AUS	4	11	2.8
4	THOMAS M	CAN	4	10	2.5
5	KORVER C	NED	4	9	2.3
6	van OOSTROM E	NED	4	8	2.0
7	AMIMOTO M	JPN	5	9	1.8
7	HOFFMAN C	USA	5	9	1.8
7	RIPP C	USA	5	9	1.8
7	RUDELLE J	USA	5	9	1.8

1 more players tied

### TURNOVERS

Rk	Name	Team	GP	Total	Avg
1	MORAES J	BRA	4	32	8.0
2	VAZQUEZ D. L	MEX	4	20	5.0
3	TORRES LOPEZ R	MEX	4	18	4.5
4	MARTINS LS	BRA	4	17	4.3
5	LIU M	CHN	5	20	4.0
6	FU Y	CHN	5	19	3.8
7	KORVER C	NED	4	13	3.3
7	REIS C	BRA	4	13	3.3
9	MASHIKO M	JPN	5	15	3.0
9	WAGER S	GBR	5	15	3.0





**INDIVIDUAL STATISTICS** As of 12 SEP 2008

个人技术统计

**TOTAL FIELD GOALS % (8 attempts/game minimum)**

Rk	Name	Team	GP	M/A	%
1	CRISPIN C	AUS	4	26/44	59.1
2	MOHNEN M	GER	4	34/64	53.1
3	TESCH L	AUS	4	21/42	50.0
4	GONZALES L	USA	5	20/42	47.6
5	TAKUBO I	JPN	5	35/74	47.3
6	van OOSTROM E	NED	4	27/58	46.6
7	HUITZING I	NED	4	20/46	43.5
8	BENOIT C	CAN	4	16/38	42.1
9	RUDELLE J	USA	5	25/60	41.7
10	AMIMOTO M	JPN	5	36/91	39.6

**TOTAL FIELD GOALS MADE**

Rk	Name	Team	GP	Total	Avg
1	MOHNEN M	GER	4	34	8.5
2	AMIMOTO M	JPN	5	36	7.2
3	TAKUBO I	JPN	5	35	7.0
4	VAZQUEZ D. L	MEX	4	27	6.8
4	van OOSTROM E	NED	4	27	6.8
6	CRISPIN C	AUS	4	26	6.5
7	FU Y	CHN	5	30	6.0
8	TESCH L	AUS	4	21	5.3
9	RUDELLE J	USA	5	25	5.0
10	HUITZING I	NED	4	20	5.0

1 more players tied

**2 POINTS FIELD GOALS MADE**

Rk	Name	Team	GP	Total	Avg
1	MOHNEN M	GER	4	34	8.5
2	AMIMOTO M	JPN	5	34	6.8
2	TAKUBO I	JPN	5	34	6.8
4	van OOSTROM E	NED	4	27	6.8
5	CRISPIN C	AUS	4	26	6.5
6	FU Y	CHN	5	30	6.0
7	VAZQUEZ D. L	MEX	4	24	6.0
8	TESCH L	AUS	4	21	5.3
9	MORAES J	BRA	4	20	5.0
10	RUDELLE J	USA	5	24	4.8

**2 POINTS FIELD GOALS % (6 attempts/game minimum)**

Rk	Name	Team	GP	M/A	%
1	CRISPIN C	AUS	4	26/42	61.9
2	McLACHLAN J	CAN	4	15/25	60.0
3	MOHNEN M	GER	4	34/61	55.7
4	BUTTERBRODT M	GER	4	14/26	53.8
5	TESCH L	AUS	4	21/40	52.5
6	OUELLET C	CAN	4	11/22	50.0
7	HARNOCK K	CAN	4	13/27	48.1
8	GONZALES L	USA	5	20/42	47.6
9	van OOSTROM E	NED	4	27/57	47.4
10	TAKUBO I	JPN	5	34/73	46.6

**3 POINTS FIELD GOALS % (2 attempts/game minimum)**

Rk	Name	Team	GP	M/A	%
1	GARCIA AMADOR W	MEX	4	2/7	28.6
2	VAZQUEZ D. L	MEX	4	3/20	15.0
3	THOMAS M	CAN	4	1/8	12.5
4	MASHIKO M	JPN	5	1/9	11.1
5	MORAES J	BRA	4	0/11	0.0
5	YANG C	CHN	4	0/6	0.0

**3 POINTS FIELD GOALS MADE**

Rk	Name	Team	GP	Total	Avg
1	VAZQUEZ D. L	MEX	4	3	0.8
2	GARCIA AMADOR W	MEX	4	2	0.5
3	AMIMOTO M	JPN	5	2	0.4
4	HARNOCK K	CAN	4	1	0.3
4	HUITZING I	NED	4	1	0.3
4	THOMAS M	CAN	4	1	0.3
7	CHEN D	CHN	5	1	0.2
7	MACLEAN C	GBR	5	1	0.2
7	MASHIKO M	JPN	5	1	0.2
7	RUDELLE J	USA	5	1	0.2

1 more players tied

**FREE THROWS % (3 attempts/game minimum)**

Rk	Name	Team	GP	M/A	%
1	RUDELLE J	USA	5	9/13	69.2
2	THOMAS M	CAN	4	13/20	65.0
3	TAKUBO I	JPN	5	11/18	61.1
4	RIPP C	USA	5	13/23	56.5
5	BUTTERBRODT M	GER	4	12/24	50.0
6	WHEELER S	USA	5	7/14	50.0
7	AMIMOTO M	JPN	5	24/49	49.0
8	MORAES J	BRA	4	7/15	46.7
8	van OOSTROM E	NED	4	7/15	46.7
10	KORVER C	NED	4	6/13	46.2

**FREE THROWS MADE**

Rk	Name	Team	GP	Total	Avg
1	AMIMOTO M	JPN	5	24	4.8
2	THOMAS M	CAN	4	13	3.3
3	BUTTERBRODT M	GER	4	12	3.0
4	RIPP C	USA	5	13	2.6
5	VAZQUEZ D. L	MEX	4	9	2.3
6	TAKUBO I	JPN	5	11	2.2
7	O'KELLY-KENNEDY K	AUS	2	4	2.0
8	RUDELLE J	USA	5	9	1.8
9	MORAES J	BRA	4	7	1.8
9	van OOSTROM E	NED	4	7	1.8

**Note:**

All Players eligible for these statistics must have played at least 50% of all games

**Legend:**

% Shooting Percentage      Avg Average per Game      Def Defensive Rebounds      GP Games Played  
M/A Made/Attempt      Off Offensive Rebounds      Rk Rank





## INDIVIDUAL STATISTICS As of 12 SEP 2008

个人技术统计

### POINTS (by average)

Rk	Name	Team	GP	Total	Avg
1	AMIMOTO M	JPN	5	98	19.6
2	VAZQUEZ D. L	MEX	4	66	16.5
3	MOHNEN M	GER	5	82	16.4
3	TAKUBO I	JPN	5	82	16.4
5	CRISPIN C	AUS	4	56	14.0
6	van OOSTROM E	NED	5	68	13.6
7	THOMAS M	CAN	4	52	13.0
8	FU Y	CHN	5	62	12.4
9	RUDELLE J	USA	5	60	12.0
10	MORAES J	BRA	4	47	11.8

### POINTS (by total)

Rk	Name	Team	GP	Avg	Total
1	AMIMOTO M	JPN	5	19.6	98
2	MOHNEN M	GER	5	16.4	82
2	TAKUBO I	JPN	5	16.4	82
4	van OOSTROM E	NED	5	13.6	68
5	VAZQUEZ D. L	MEX	4	16.5	66
6	FU Y	CHN	5	12.4	62
7	RUDELLE J	USA	5	12.0	60
8	CRISPIN C	AUS	4	14.0	56
9	HUITZING I	NED	5	10.8	54
10	THOMAS M	CAN	4	13.0	52

### REBOUNDS

Rk	Name	Team	GP	Off	Def	Total	Avg
1	FU Y	CHN	5	13	55	68	13.6
2	VAZQUEZ D. L	MEX	4	7	41	48	12.0
3	MOHNEN M	GER	5	7	44	51	10.2
4	THOMAS M	CAN	4	8	32	40	10.0
5	TAKUBO I	JPN	5	11	37	48	9.6
6	TESCH L	AUS	4	10	26	36	9.0
7	BUTTERBRODT M	GER	5	5	38	43	8.6
7	WAGER S	GBR	5	6	37	43	8.6
9	REIS C	BRA	4	10	24	34	8.5
10	HUITZING I	NED	5	12	28	40	8.0

### ASSISTS

Rk	Name	Team	GP	Total	Avg
1	MORAES J	BRA	4	21	5.3
2	GAUCI K	AUS	4	18	4.5
3	MASHIKO M	JPN	5	22	4.4
4	RIPP C	USA	5	18	3.6
5	MOHNEN M	GER	5	16	3.2
6	AMIMOTO M	JPN	5	15	3.0
6	STRANGE C	GBR	5	15	3.0
8	VAZQUEZ D. L	MEX	4	12	3.0
9	CISNEROS P	USA	5	14	2.8
9	OOSTERBAAN R	NED	5	14	2.8

### FOULS ON

Rk	Name	Team	GP	Total	Avg
1	AMIMOTO M	JPN	5	37	7.4
2	BUTTERBRODT M	GER	5	28	5.6
3	VAZQUEZ D. L	MEX	4	22	5.5
4	TAKUBO I	JPN	5	25	5.0
5	MORAES J	BRA	4	19	4.8
5	THOMAS M	CAN	4	19	4.8
7	BENOIT C	CAN	4	16	4.0
7	GAUCI K	AUS	4	16	4.0
9	FU Y	CHN	5	18	3.6
10	ESTRADA BERNAL F	MEX	4	14	3.5

### BLOCKED SHOTS

Rk	Name	Team	GP	Total	Avg
1	STEWART S	AUS	4	3	0.8
1	TESCH L	AUS	4	3	0.8
3	ZHANG S	CHN	3	2	0.7
4	HUITZING I	NED	5	3	0.6
4	RUDELLE J	USA	5	3	0.6
6	MARTINS LS	BRA	4	2	0.5
7	O'KELLY-KENNEDY K	AUS	2	1	0.5
8	van OOSTROM E	NED	5	2	0.4
9	CHAPLIN S	AUS	4	1	0.3
9	DOMASCHENZ M	AUS	4	1	0.3

9 more players tied

### STEALS

Rk	Name	Team	GP	Total	Avg
1	TESCH L	AUS	4	13	3.3
2	FU Y	CHN	5	15	3.0
3	GAUCI K	AUS	4	11	2.8
4	THOMAS M	CAN	4	10	2.5
5	KORVER C	NED	5	12	2.4
6	AMIMOTO M	JPN	5	9	1.8
6	HOFFMAN C	USA	5	9	1.8
6	RIPP C	USA	5	9	1.8
6	RUDELLE J	USA	5	9	1.8
6	WHEELER S	USA	5	9	1.8

1 more players tied

### TURNOVERS

Rk	Name	Team	GP	Total	Avg
1	MORAES J	BRA	4	32	8.0
2	VAZQUEZ D. L	MEX	4	20	5.0
3	TORRES LOPEZ R	MEX	4	18	4.5
4	MARTINS LS	BRA	4	17	4.3
5	LIU M	CHN	5	20	4.0
6	FU Y	CHN	5	19	3.8
7	REIS C	BRA	4	13	3.3
8	KORVER C	NED	5	15	3.0
8	MASHIKO M	JPN	5	15	3.0
8	WAGER S	GBR	5	15	3.0



**INDIVIDUAL STATISTICS** As of 12 SEP 2008

个人技术统计

**TOTAL FIELD GOALS % (8 attempts/game minimum)**

Rk	Name	Team	GP	M/A	%
1	CRISPIN C	AUS	4	26/44	59.1
2	TESCH L	AUS	4	21/42	50.0
3	MOHNEN M	GER	5	38/78	48.7
4	GONZALES L	USA	5	20/42	47.6
5	TAKUBO I	JPN	5	35/74	47.3
6	BENOIT C	CAN	4	16/38	42.1
7	van OOSTROM E	NED	5	30/72	41.7
8	RUDELLE J	USA	5	25/60	41.7
9	AMIMOTO M	JPN	5	36/91	39.6
10	HUITZING I	NED	5	25/64	39.1

**TOTAL FIELD GOALS MADE**

Rk	Name	Team	GP	Total	Avg
1	MOHNEN M	GER	5	38	7.6
2	AMIMOTO M	JPN	5	36	7.2
3	TAKUBO I	JPN	5	35	7.0
4	VAZQUEZ D. L	MEX	4	27	6.8
5	CRISPIN C	AUS	4	26	6.5
6	FU Y	CHN	5	30	6.0
6	van OOSTROM E	NED	5	30	6.0
8	TESCH L	AUS	4	21	5.3
9	HUITZING I	NED	5	25	5.0
9	RUDELLE J	USA	5	25	5.0

**2 POINTS FIELD GOALS % (6 attempts/game minimum)**

Rk	Name	Team	GP	M/A	%
1	CRISPIN C	AUS	4	26/42	61.9
2	McLACHLAN J	CAN	4	15/25	60.0
3	TESCH L	AUS	4	21/40	52.5
4	MOHNEN M	GER	5	38/75	50.7
5	BUTTERBRODT M	GER	5	17/34	50.0
6	OUELLET C	CAN	4	11/22	50.0
7	HARNOCK K	CAN	4	13/27	48.1
8	GONZALES L	USA	5	20/42	47.6
9	TAKUBO I	JPN	5	34/73	46.6
10	HOFFMAN C	USA	5	15/33	45.5

**2 POINTS FIELD GOALS MADE**

Rk	Name	Team	GP	Total	Avg
1	MOHNEN M	GER	5	38	7.6
2	AMIMOTO M	JPN	5	34	6.8
2	TAKUBO I	JPN	5	34	6.8
4	CRISPIN C	AUS	4	26	6.5
5	FU Y	CHN	5	30	6.0
6	VAZQUEZ D. L	MEX	4	24	6.0
7	van OOSTROM E	NED	5	29	5.8
8	TESCH L	AUS	4	21	5.3
9	MORAES J	BRA	4	20	5.0
10	RUDELLE J	USA	5	24	4.8

**3 POINTS FIELD GOALS % (2 attempts/game minimum)**

Rk	Name	Team	GP	M/A	%
1	GARCIA AMADOR W	MEX	4	2/7	28.6
2	HUITZING I	NED	5	2/10	20.0
3	VAZQUEZ D. L	MEX	4	3/20	15.0
4	THOMAS M	CAN	4	1/8	12.5
5	MASHIKO M	JPN	5	1/9	11.1
6	MORAES J	BRA	4	0/11	0.0
6	YANG C	CHN	4	0/6	0.0

**3 POINTS FIELD GOALS MADE**

Rk	Name	Team	GP	Total	Avg
1	VAZQUEZ D. L	MEX	4	3	0.8
2	GARCIA AMADOR W	MEX	4	2	0.5
3	AMIMOTO M	JPN	5	2	0.4
3	HUITZING I	NED	5	2	0.4
5	HARNOCK K	CAN	4	1	0.3
5	THOMAS M	CAN	4	1	0.3
7	CHEN D	CHN	5	1	0.2
7	MACLEAN C	GBR	5	1	0.2
7	MASHIKO M	JPN	5	1	0.2
7	RUDELLE J	USA	5	1	0.2

**FREE THROWS % (3 attempts/game minimum)**

Rk	Name	Team	GP	M/A	%
1	RUDELLE J	USA	5	9/13	69.2
2	THOMAS M	CAN	4	13/20	65.0
3	TAKUBO I	JPN	5	11/18	61.1
4	RIPP C	USA	5	13/23	56.5
5	BUTTERBRODT M	GER	5	13/26	50.0
6	WHEELER S	USA	5	7/14	50.0
7	AMIMOTO M	JPN	5	24/49	49.0
8	MORAES J	BRA	4	7/15	46.7
8	van OOSTROM E	NED	5	7/15	46.7
10	KORVER C	NED	5	6/13	46.2

**FREE THROWS MADE**

Rk	Name	Team	GP	Total	Avg
1	AMIMOTO M	JPN	5	24	4.8
2	THOMAS M	CAN	4	13	3.3
3	BUTTERBRODT M	GER	5	13	2.6
3	RIPP C	USA	5	13	2.6
5	VAZQUEZ D. L	MEX	4	9	2.3
6	TAKUBO I	JPN	5	11	2.2
7	O'KELLY-KENNEDY K	AUS	2	4	2.0
8	RUDELLE J	USA	5	9	1.8
9	MORAES J	BRA	4	7	1.8
10	WHEELER S	USA	5	7	1.4

1 more players tied

**Note:**

All Players eligible for these statistics must have played at least 50% of all games

**Legend:**

% Shooting Percentage      Avg Average per Game      Def Defensive Rebounds      GP Games Played  
M/A Made/Attempt      Off Offensive Rebounds      Rk Rank


**INDIVIDUAL STATISTICS** As of 12 SEP 2008

个人技术统计

**POINTS (by average)**

Rk	Name	Team	GP	Total	Avg
1	AMIMOTO M	JPN	5	98	19.6
2	VAZQUEZ D. L	MEX	4	66	16.5
3	MOHNEN M	GER	5	82	16.4
3	TAKUBO I	JPN	5	82	16.4
5	THOMAS M	CAN	5	73	14.6
6	van OOSTROM E	NED	5	68	13.6
7	CRISPIN C	AUS	5	66	13.2
8	FU Y	CHN	5	62	12.4
9	RUDELL J	USA	5	60	12.0
10	MORAES J	BRA	4	47	11.8

**POINTS (by total)**

Rk	Name	Team	GP	Avg	Total
1	AMIMOTO M	JPN	5	19.6	98
2	MOHNEN M	GER	5	16.4	82
2	TAKUBO I	JPN	5	16.4	82
4	THOMAS M	CAN	5	14.6	73
5	van OOSTROM E	NED	5	13.6	68
6	CRISPIN C	AUS	5	13.2	66
6	VAZQUEZ D. L	MEX	4	16.5	66
8	FU Y	CHN	5	12.4	62
9	RUDELL J	USA	5	12.0	60
10	HUITZING I	NED	5	10.8	54

**REBOUNDS**

Rk	Name	Team	GP	Off	Def	Total	Avg
1	FU Y	CHN	5	13	55	68	13.6
2	VAZQUEZ D. L	MEX	4	7	41	48	12.0
3	THOMAS M	CAN	5	9	45	54	10.8
4	MOHNEN M	GER	5	7	44	51	10.2
5	TAKUBO I	JPN	5	11	37	48	9.6
6	TESCH L	AUS	5	12	32	44	8.8
7	BUTTERBRODT M	GER	5	5	38	43	8.6
7	WAGER S	GBR	5	6	37	43	8.6
9	REIS C	BRA	4	10	24	34	8.5
10	HUITZING I	NED	5	12	28	40	8.0

**ASSISTS**

Rk	Name	Team	GP	Total	Avg
1	MORAES J	BRA	4	21	5.3
2	MASHIKO M	JPN	5	22	4.4
3	GAUCI K	AUS	5	21	4.2
4	RIPP C	USA	5	18	3.6
5	MOHNEN M	GER	5	16	3.2
6	AMIMOTO M	JPN	5	15	3.0
6	STRANGE C	GBR	5	15	3.0
8	VAZQUEZ D. L	MEX	4	12	3.0
9	BENOIT C	CAN	5	14	2.8
9	CISNEROS P	USA	5	14	2.8

**FOULS ON**

Rk	Name	Team	GP	Total	Avg
1	AMIMOTO M	JPN	5	37	7.4
2	BUTTERBRODT M	GER	5	28	5.6
3	VAZQUEZ D. L	MEX	4	22	5.5
4	TAKUBO I	JPN	5	25	5.0
5	MORAES J	BRA	4	19	4.8
6	THOMAS M	CAN	5	23	4.6
7	GAUCI K	AUS	5	19	3.8
8	FU Y	CHN	5	18	3.6
9	ESTRADA BERNAL F	MEX	4	14	3.5
10	BENOIT C	CAN	5	17	3.4

1 more players tied

**BLOCKED SHOTS**

Rk	Name	Team	GP	Total	Avg
1	ZHANG S	CHN	3	2	0.7
2	HUITZING I	NED	5	3	0.6
2	RUDELL J	USA	5	3	0.6
2	STEWART S	AUS	5	3	0.6
2	TESCH L	AUS	5	3	0.6
6	MARTINS LS	BRA	4	2	0.5
7	THOMAS M	CAN	5	2	0.4
7	van OOSTROM E	NED	5	2	0.4
9	ESTRADA BERNAL F	MEX	4	1	0.3
9	O'KELLY-KENNEDY K	AUS	3	1	0.3

4 more players tied

**STEALS**

Rk	Name	Team	GP	Total	Avg
1	TESCH L	AUS	5	17	3.4
2	FU Y	CHN	5	15	3.0
3	THOMAS M	CAN	5	14	2.8
4	GAUCI K	AUS	5	13	2.6
5	KORVER C	NED	5	12	2.4
6	AMIMOTO M	JPN	5	9	1.8
6	HOFFMAN C	USA	5	9	1.8
6	RIPP C	USA	5	9	1.8
6	RUDELL J	USA	5	9	1.8
6	WHEELER S	USA	5	9	1.8

1 more players tied

**TURNOVERS**

Rk	Name	Team	GP	Total	Avg
1	MORAES J	BRA	4	32	8.0
2	VAZQUEZ D. L	MEX	4	20	5.0
3	TORRES LOPEZ R	MEX	4	18	4.5
4	MARTINS LS	BRA	4	17	4.3
5	LIU M	CHN	5	20	4.0
6	FU Y	CHN	5	19	3.8
7	REIS C	BRA	4	13	3.3
8	GAUCI K	AUS	5	15	3.0
8	KORVER C	NED	5	15	3.0
8	MASHIKO M	JPN	5	15	3.0

1 more players tied


**INDIVIDUAL STATISTICS** As of 12 SEP 2008

个人技术统计

**TOTAL FIELD GOALS % (8 attempts/game minimum)**

Rk	Name	Team	GP	M/A	%
1	CRISPIN C	AUS	5	30/49	61.2
2	MOHNEN M	GER	5	38/78	48.7
3	TESCH L	AUS	5	24/50	48.0
4	GONZALES L	USA	5	20/42	47.6
5	TAKUBO I	JPN	5	35/74	47.3
6	van OOSTROM E	NED	5	30/72	41.7
7	RUDELL J	USA	5	25/60	41.7
8	STEWART S	AUS	5	18/45	40.0
9	THOMAS M	CAN	5	27/68	39.7
10	AMIMOTO M	JPN	5	36/91	39.6

**TOTAL FIELD GOALS MADE**

Rk	Name	Team	GP	Total	Avg
1	MOHNEN M	GER	5	38	7.6
2	AMIMOTO M	JPN	5	36	7.2
3	TAKUBO I	JPN	5	35	7.0
4	VAZQUEZ D. L	MEX	4	27	6.8
5	CRISPIN C	AUS	5	30	6.0
5	FU Y	CHN	5	30	6.0
5	van OOSTROM E	NED	5	30	6.0
8	THOMAS M	CAN	5	27	5.4
9	HUITZING I	NED	5	25	5.0
9	RUDELL J	USA	5	25	5.0

**2 POINTS FIELD GOALS % (6 attempts/game minimum)**

Rk	Name	Team	GP	M/A	%
1	CRISPIN C	AUS	5	30/47	63.8
2	MOHNEN M	GER	5	38/75	50.7
3	TESCH L	AUS	5	24/48	50.0
4	BUTTERBRODT M	GER	5	17/34	50.0
5	GONZALES L	USA	5	20/42	47.6
6	TAKUBO I	JPN	5	34/73	46.6
7	HOFFMAN C	USA	5	15/33	45.5
8	VAZQUEZ D. L	MEX	4	24/53	45.3
9	THOMAS M	CAN	5	26/58	44.8
10	SCHNEIDER N	USA	3	8/18	44.4

**2 POINTS FIELD GOALS MADE**

Rk	Name	Team	GP	Total	Avg
1	MOHNEN M	GER	5	38	7.6
2	AMIMOTO M	JPN	5	34	6.8
2	TAKUBO I	JPN	5	34	6.8
4	CRISPIN C	AUS	5	30	6.0
4	FU Y	CHN	5	30	6.0
6	VAZQUEZ D. L	MEX	4	24	6.0
7	van OOSTROM E	NED	5	29	5.8
8	THOMAS M	CAN	5	26	5.2
9	MORAES J	BRA	4	20	5.0
10	RUDELL J	USA	5	24	4.8

**3 POINTS FIELD GOALS % (2 attempts/game minimum)**

Rk	Name	Team	GP	M/A	%
1	GARCIA AMADOR W	MEX	4	2/7	28.6
2	HUITZING I	NED	5	2/10	20.0
3	VAZQUEZ D. L	MEX	4	3/20	15.0
4	MASHIKO M	JPN	5	1/9	11.1
5	THOMAS M	CAN	5	1/10	10.0
6	MORAES J	BRA	4	0/11	0.0
6	YANG C	CHN	4	0/6	0.0

1 more players tied

**3 POINTS FIELD GOALS MADE**

Rk	Name	Team	GP	Total	Avg
1	VAZQUEZ D. L	MEX	4	3	0.8
2	GARCIA AMADOR W	MEX	4	2	0.5
3	AMIMOTO M	JPN	5	2	0.4
3	HUITZING I	NED	5	2	0.4
5	CHEN D	CHN	5	1	0.2
5	HARNOCK K	CAN	5	1	0.2
5	MACLEAN C	GBR	5	1	0.2
5	MASHIKO M	JPN	5	1	0.2
5	RUDELL J	USA	5	1	0.2
5	TAKUBO I	JPN	5	1	0.2

2 more players tied

**FREE THROWS % (3 attempts/game minimum)**

Rk	Name	Team	GP	M/A	%
1	RUDELL J	USA	5	9/13	69.2
2	THOMAS M	CAN	5	18/28	64.3
3	TAKUBO I	JPN	5	11/18	61.1
4	RIPP C	USA	5	13/23	56.5
5	BUTTERBRODT M	GER	5	13/26	50.0
6	WHEELER S	USA	5	7/14	50.0
7	AMIMOTO M	JPN	5	24/49	49.0
8	MORAES J	BRA	4	7/15	46.7
8	van OOSTROM E	NED	5	7/15	46.7
10	KORVER C	NED	5	6/13	46.2

**FREE THROWS MADE**

Rk	Name	Team	GP	Total	Avg
1	AMIMOTO M	JPN	5	24	4.8
2	THOMAS M	CAN	5	18	3.6
3	BUTTERBRODT M	GER	5	13	2.6
3	RIPP C	USA	5	13	2.6
5	VAZQUEZ D. L	MEX	4	9	2.3
6	TAKUBO I	JPN	5	11	2.2
7	RUDELL J	USA	5	9	1.8
8	MORAES J	BRA	4	7	1.8
9	WHEELER S	USA	5	7	1.4
9	van OOSTROM E	NED	5	7	1.4

**Note:**

All Players eligible for these statistics must have played at least 50% of all games

**Legend:**

%	Shooting Percentage	Avg	Average per Game	Def	Defensive Rebounds	GP	Games Played
M/A	Made/Attempt	Off	Offensive Rebounds	Rk	Rank		


**INDIVIDUAL STATISTICS** As of 13 SEP 2008

个人技术统计

**POINTS (by average)**

Rk	Name	Team	GP	Total	Avg
1	AMIMOTO M	JPN	5	98	19.6
2	VAZQUEZ D. L	MEX	4	66	16.5
3	MOHNEN M	GER	5	82	16.4
3	TAKUBO I	JPN	5	82	16.4
5	THOMAS M	CAN	5	73	14.6
6	van OOSTROM E	NED	5	68	13.6
7	CRISPIN C	AUS	6	77	12.8
8	FU Y	CHN	5	62	12.4
9	RUDELLE J	USA	6	74	12.3
10	MORAES J	BRA	4	47	11.8

**POINTS (by total)**

Rk	Name	Team	GP	Avg	Total
1	AMIMOTO M	JPN	5	19.6	98
2	MOHNEN M	GER	5	16.4	82
2	TAKUBO I	JPN	5	16.4	82
4	CRISPIN C	AUS	6	12.8	77
5	RUDELLE J	USA	6	12.3	74
6	THOMAS M	CAN	5	14.6	73
7	van OOSTROM E	NED	5	13.6	68
8	VAZQUEZ D. L	MEX	4	16.5	66
9	FU Y	CHN	5	12.4	62
9	TESCH L	AUS	6	10.3	62

**REBOUNDS**

Rk	Name	Team	GP	Off	Def	Total	Avg
1	FU Y	CHN	5	13	55	68	13.6
2	VAZQUEZ D. L	MEX	4	7	41	48	12.0
3	THOMAS M	CAN	5	9	45	54	10.8
4	MOHNEN M	GER	5	7	44	51	10.2
5	TAKUBO I	JPN	5	11	37	48	9.6
6	TESCH L	AUS	6	15	39	54	9.0
7	BUTTERBRODT M	GER	5	5	38	43	8.6
7	WAGER S	GBR	5	6	37	43	8.6
9	REIS C	BRA	4	10	24	34	8.5
10	HUITZING I	NED	5	12	28	40	8.0

**ASSISTS**

Rk	Name	Team	GP	Total	Avg
1	MORAES J	BRA	4	21	5.3
2	MASHIKO M	JPN	5	22	4.4
3	GAUCI K	AUS	6	23	3.8
4	RIPP C	USA	6	21	3.5
5	MOHNEN M	GER	5	16	3.2
6	AMIMOTO M	JPN	5	15	3.0
6	STRANGE C	GBR	5	15	3.0
8	VAZQUEZ D. L	MEX	4	12	3.0
9	BENOIT C	CAN	5	14	2.8
9	OOSTERBAAN R	NED	5	14	2.8

**FOULS ON**

Rk	Name	Team	GP	Total	Avg
1	AMIMOTO M	JPN	5	37	7.4
2	BUTTERBRODT M	GER	5	28	5.6
3	VAZQUEZ D. L	MEX	4	22	5.5
4	TAKUBO I	JPN	5	25	5.0
5	MORAES J	BRA	4	19	4.8
6	THOMAS M	CAN	5	23	4.6
7	FU Y	CHN	5	18	3.6
8	CHAPLIN S	AUS	6	21	3.5
8	GAUCI K	AUS	6	21	3.5
10	ESTRADA BERNAL F	MEX	4	14	3.5

**BLOCKED SHOTS**

Rk	Name	Team	GP	Total	Avg
1	RUDELLE J	USA	6	5	0.8
2	ZHANG S	CHN	3	2	0.7
3	HUITZING I	NED	5	3	0.6
4	STEWART S	AUS	6	3	0.5
4	TESCH L	AUS	6	3	0.5
6	MARTINS LS	BRA	4	2	0.5
7	THOMAS M	CAN	5	2	0.4
7	van OOSTROM E	NED	5	2	0.4
9	ESTRADA BERNAL F	MEX	4	1	0.3
9	O'KELLY-KENNEDY K	AUS	4	1	0.3

4 more players tied

**TURNOVERS**

Rk	Name	Team	GP	Total	Avg
1	MORAES J	BRA	4	32	8.0
2	VAZQUEZ D. L	MEX	4	20	5.0
3	TORRES LOPEZ R	MEX	4	18	4.5
4	MARTINS LS	BRA	4	17	4.3
5	LIU M	CHN	5	20	4.0
6	FU Y	CHN	5	19	3.8
7	GAUCI K	AUS	6	20	3.3
8	REIS C	BRA	4	13	3.3
9	KORVER C	NED	5	15	3.0
9	MASHIKO M	JPN	5	15	3.0

1 more players tied

**STEALS**

Rk	Name	Team	GP	Total	Avg
1	TESCH L	AUS	6	19	3.2
2	FU Y	CHN	5	15	3.0
3	THOMAS M	CAN	5	14	2.8
4	KORVER C	NED	5	12	2.4
5	GAUCI K	AUS	6	14	2.3
5	RIPP C	USA	6	14	2.3
7	RUDELLE J	USA	6	11	1.8
8	AMIMOTO M	JPN	5	9	1.8
8	van OOSTROM E	NED	5	9	1.8
10	MASHIKO M	JPN	5	8	1.6

**INDIVIDUAL STATISTICS** As of 13 SEP 2008

个人技术统计

**TOTAL FIELD GOALS % (8 attempts/game minimum)**

Rk	Name	Team	GP	M/A	%
1	CRISPIN C	AUS	6	35/60	58.3
2	MOHNEN M	GER	5	38/78	48.7
3	TAKUBO I	JPN	5	35/74	47.3
4	TESCH L	AUS	6	29/62	46.8
5	GONZALES L	USA	6	20/45	44.4
6	WHEELER S	USA	6	19/45	42.2
7	van OOSTROM E	NED	5	30/72	41.7
8	STEWART S	AUS	6	21/52	40.4
9	THOMAS M	CAN	5	27/68	39.7
10	AMIMOTO M	JPN	5	36/91	39.6

**TOTAL FIELD GOALS MADE**

Rk	Name	Team	GP	Total	Avg
1	MOHNEN M	GER	5	38	7.6
2	AMIMOTO M	JPN	5	36	7.2
3	TAKUBO I	JPN	5	35	7.0
4	VAZQUEZ D. L	MEX	4	27	6.8
5	FU Y	CHN	5	30	6.0
5	van OOSTROM E	NED	5	30	6.0
7	CRISPIN C	AUS	6	35	5.8
8	THOMAS M	CAN	5	27	5.4
9	RUDELLE J	USA	6	31	5.2
10	HUITZING I	NED	5	25	5.0

**2 POINTS FIELD GOALS % (6 attempts/game minimum)**

Rk	Name	Team	GP	M/A	%
1	CRISPIN C	AUS	6	35/56	62.5
2	MOHNEN M	GER	5	38/75	50.7
3	BUTTERBRODT M	GER	5	17/34	50.0
4	TESCH L	AUS	6	29/60	48.3
5	TAKUBO I	JPN	5	34/73	46.6
6	VAZQUEZ D. L	MEX	4	24/53	45.3
7	THOMAS M	CAN	5	26/58	44.8
8	GONZALES L	USA	6	20/45	44.4
9	HOFFMAN C	USA	6	16/36	44.4
10	SCHNEIDER N	USA	3	8/18	44.4

**2 POINTS FIELD GOALS MADE**

Rk	Name	Team	GP	Total	Avg
1	MOHNEN M	GER	5	38	7.6
2	AMIMOTO M	JPN	5	34	6.8
2	TAKUBO I	JPN	5	34	6.8
4	FU Y	CHN	5	30	6.0
5	VAZQUEZ D. L	MEX	4	24	6.0
6	CRISPIN C	AUS	6	35	5.8
7	van OOSTROM E	NED	5	29	5.8
8	THOMAS M	CAN	5	26	5.2
9	RUDELLE J	USA	6	30	5.0
10	MORAES J	BRA	4	20	5.0

**3 POINTS FIELD GOALS % (2 attempts/game minimum)**

Rk	Name	Team	GP	M/A	%
1	GARCIA AMADOR W	MEX	4	2/7	28.6
2	HUITZING I	NED	5	2/10	20.0
3	VAZQUEZ D. L	MEX	4	3/20	15.0
4	MASHIKO M	JPN	5	1/9	11.1
5	THOMAS M	CAN	5	1/10	10.0
6	MORAES J	BRA	4	0/11	0.0
6	YANG C	CHN	4	0/6	0.0

**3 POINTS FIELD GOALS MADE**

Rk	Name	Team	GP	Total	Avg
1	VAZQUEZ D. L	MEX	4	3	0.8
2	GARCIA AMADOR W	MEX	4	2	0.5
3	AMIMOTO M	JPN	5	2	0.4
3	HUITZING I	NED	5	2	0.4
5	CHEN D	CHN	5	1	0.2
5	HARNOCK K	CAN	5	1	0.2
5	MACLEAN C	GBR	5	1	0.2
5	MASHIKO M	JPN	5	1	0.2
5	RIPP C	USA	6	1	0.2
5	RUDELLE J	USA	6	1	0.2

3 more players tied

**FREE THROWS MADE**

**FREE THROWS % (3 attempts/game minimum)**

Rk	Name	Team	GP	M/A	%
1	THOMAS M	CAN	5	18/28	64.3
2	TAKUBO I	JPN	5	11/18	61.1
3	WHEELER S	USA	6	12/20	60.0
4	RUDELLE J	USA	6	11/19	57.9
5	RIPP C	USA	6	16/31	51.6
6	BUTTERBRODT M	GER	5	13/26	50.0
7	AMIMOTO M	JPN	5	24/49	49.0
8	MORAES J	BRA	4	7/15	46.7
8	van OOSTROM E	NED	5	7/15	46.7
10	KORVER C	NED	5	6/13	46.2

Rk	Name	Team	GP	Total	Avg
1	AMIMOTO M	JPN	5	24	4.8
2	THOMAS M	CAN	5	18	3.6
3	RIPP C	USA	6	16	2.7
4	BUTTERBRODT M	GER	5	13	2.6
5	VAZQUEZ D. L	MEX	4	9	2.3
6	TAKUBO I	JPN	5	11	2.2
7	WHEELER S	USA	6	12	2.0
8	RUDELLE J	USA	6	11	1.8
9	MORAES J	BRA	4	7	1.8
10	van OOSTROM E	NED	5	7	1.4

**Note:**

All Players eligible for these statistics must have played at least 50% of all games

**Legend:**

%	Shooting Percentage	<b>Avg</b>	Average per Game	<b>Def</b>	Defensive Rebounds	<b>GP</b>	Games Played
M/A	Made/Attempt	<b>Off</b>	Offensive Rebounds	<b>Rk</b>	Rank		



INDIVIDUAL STATISTICS As of 13 SEP 2008

个人技术统计

POINTS (by average)

Rk	Name	Team	GP	Total	Avg
1	AMIMOTO M	JPN	6	115	19.2
2	MOHNEN M	GER	6	104	17.3
3	VAZQUEZ D. L	MEX	4	66	16.5
4	TAKUBO I	JPN	6	93	15.5
5	THOMAS M	CAN	5	73	14.6
6	van OOSTROM E	NED	5	68	13.6
7	CRISPIN C	AUS	6	77	12.8
8	FU Y	CHN	5	62	12.4
9	RUDELLE J	USA	6	74	12.3
10	MORAES J	BRA	4	47	11.8

POINTS (by total)

Rk	Name	Team	GP	Avg	Total
1	AMIMOTO M	JPN	6	19.2	115
2	MOHNEN M	GER	6	17.3	104
3	TAKUBO I	JPN	6	15.5	93
4	CRISPIN C	AUS	6	12.8	77
5	RUDELLE J	USA	6	12.3	74
6	THOMAS M	CAN	5	14.6	73
7	van OOSTROM E	NED	5	13.6	68
8	VAZQUEZ D. L	MEX	4	16.5	66
9	BUTTERBRODT M	GER	6	10.5	63
10	FU Y	CHN	5	12.4	62

1 more players tied

REBOUNDS

Rk	Name	Team	GP	Off	Def	Total	Avg
1	FU Y	CHN	5	13	55	68	13.6
2	VAZQUEZ D. L	MEX	4	7	41	48	12.0
3	THOMAS M	CAN	5	9	45	54	10.8
4	MOHNEN M	GER	6	12	51	63	10.5
5	BUTTERBRODT M	GER	6	6	49	55	9.2
5	TAKUBO I	JPN	6	12	43	55	9.2
7	TESCH L	AUS	6	15	39	54	9.0
8	WAGER S	GBR	5	6	37	43	8.6
9	REIS C	BRA	4	10	24	34	8.5
10	HUITZING I	NED	5	12	28	40	8.0

ASSISTS

Rk	Name	Team	GP	Total	Avg
1	MORAES J	BRA	4	21	5.3
2	GAUCI K	AUS	6	23	3.8
2	MASHIKO M	JPN	6	23	3.8
4	RIPP C	USA	6	21	3.5
5	MOHNEN M	GER	6	19	3.2
6	STRANGE C	GBR	5	15	3.0
7	VAZQUEZ D. L	MEX	4	12	3.0
8	BENOIT C	CAN	5	14	2.8
8	OOSTERBAAN R	NED	5	14	2.8
10	AMIMOTO M	JPN	6	16	2.7

1 more players tied

FOULS ON

Rk	Name	Team	GP	Total	Avg
1	AMIMOTO M	JPN	6	43	7.2
2	VAZQUEZ D. L	MEX	4	22	5.5
3	BUTTERBRODT M	GER	6	32	5.3
4	MORAES J	BRA	4	19	4.8
5	TAKUBO I	JPN	6	28	4.7
6	THOMAS M	CAN	5	23	4.6
7	FU Y	CHN	5	18	3.6
8	CHAPLIN S	AUS	6	21	3.5
8	GAUCI K	AUS	6	21	3.5
10	ESTRADA BERNAL F	MEX	4	14	3.5

BLOCKED SHOTS

Rk	Name	Team	GP	Total	Avg
1	RUDELLE J	USA	6	5	0.8
2	ZHANG S	CHN	3	2	0.7
3	HUITZING I	NED	5	3	0.6
4	STEWART S	AUS	6	3	0.5
4	TESCH L	AUS	6	3	0.5
6	MARTINS LS	BRA	4	2	0.5
7	THOMAS M	CAN	5	2	0.4
7	van OOSTROM E	NED	5	2	0.4
9	ESTRADA BERNAL F	MEX	4	1	0.3
9	O'KELLY-KENNEDY K	AUS	4	1	0.3

4 more players tied

STEALS

Rk	Name	Team	GP	Total	Avg
1	TESCH L	AUS	6	19	3.2
2	FU Y	CHN	5	15	3.0
3	THOMAS M	CAN	5	14	2.8
4	KORVER C	NED	5	12	2.4
5	GAUCI K	AUS	6	14	2.3
5	RIPP C	USA	6	14	2.3
7	AMIMOTO M	JPN	6	13	2.2
8	RUDELLE J	USA	6	11	1.8
9	van OOSTROM E	NED	5	9	1.8
10	MOHNEN M	GER	6	10	1.7

TURNOVERS

Rk	Name	Team	GP	Total	Avg
1	MORAES J	BRA	4	32	8.0
2	VAZQUEZ D. L	MEX	4	20	5.0
3	TORRES LOPEZ R	MEX	4	18	4.5
4	MARTINS LS	BRA	4	17	4.3
5	LIU M	CHN	5	20	4.0
6	FU Y	CHN	5	19	3.8
7	GAUCI K	AUS	6	20	3.3
8	REIS C	BRA	4	13	3.3
9	KORVER C	NED	5	15	3.0
9	WAGER S	GBR	5	15	3.0





**INDIVIDUAL STATISTICS** As of 13 SEP 2008

个人技术统计

**TOTAL FIELD GOALS % (8 attempts/game minimum)**

Rk	Name	Team	GP	M/A	%
1	CRISPIN C	AUS	6	35/60	58.3
2	BUTTERBRODT M	GER	6	24/46	52.2
3	MOHNEN M	GER	6	47/98	48.0
4	TESCH L	AUS	6	29/62	46.8
5	TAKUBO I	JPN	6	40/88	45.5
6	GONZALES L	USA	6	20/45	44.4
7	WHEELER S	USA	6	19/45	42.2
8	van OOSTROM E	NED	5	30/72	41.7
9	STEWART S	AUS	6	21/52	40.4
10	THOMAS M	CAN	5	27/68	39.7

**TOTAL FIELD GOALS MADE**

Rk	Name	Team	GP	Total	Avg
1	MOHNEN M	GER	6	47	7.8
2	AMIMOTO M	JPN	6	41	6.8
3	VAZQUEZ D. L	MEX	4	27	6.8
4	TAKUBO I	JPN	6	40	6.7
5	FU Y	CHN	5	30	6.0
5	van OOSTROM E	NED	5	30	6.0
7	CRISPIN C	AUS	6	35	5.8
8	THOMAS M	CAN	5	27	5.4
9	RUDELLE J	USA	6	31	5.2
10	HUITZING I	NED	5	25	5.0

**2 POINTS FIELD GOALS % (6 attempts/game minimum)**

Rk	Name	Team	GP	M/A	%
1	CRISPIN C	AUS	6	35/56	62.5
2	BUTTERBRODT M	GER	6	24/44	54.5
3	MOHNEN M	GER	6	47/94	50.0
4	TESCH L	AUS	6	29/60	48.3
5	ZEYEN A	GER	6	18/39	46.2
6	VAZQUEZ D. L	MEX	4	24/53	45.3
7	TAKUBO I	JPN	6	39/87	44.8
8	THOMAS M	CAN	5	26/58	44.8
9	GONZALES L	USA	6	20/45	44.4
10	HOFFMAN C	USA	6	16/36	44.4

**2 POINTS FIELD GOALS MADE**

Rk	Name	Team	GP	Total	Avg
1	MOHNEN M	GER	6	47	7.8
2	AMIMOTO M	JPN	6	39	6.5
2	TAKUBO I	JPN	6	39	6.5
4	FU Y	CHN	5	30	6.0
5	VAZQUEZ D. L	MEX	4	24	6.0
6	CRISPIN C	AUS	6	35	5.8
7	van OOSTROM E	NED	5	29	5.8
8	THOMAS M	CAN	5	26	5.2
9	RUDELLE J	USA	6	30	5.0
10	MORAES J	BRA	4	20	5.0

**3 POINTS FIELD GOALS % (2 attempts/game minimum)**

Rk	Name	Team	GP	M/A	%
1	GARCIA AMADOR W	MEX	4	2/7	28.6
2	HUITZING I	NED	5	2/10	20.0
3	MASHIKO M	JPN	6	2/11	18.2
4	AMIMOTO M	JPN	6	2/12	16.7
5	VAZQUEZ D. L	MEX	4	3/20	15.0
6	THOMAS M	CAN	5	1/10	10.0
7	MORAES J	BRA	4	0/11	0.0
7	YANG C	CHN	4	0/6	0.0

**3 POINTS FIELD GOALS MADE**

Rk	Name	Team	GP	Total	Avg
1	VAZQUEZ D. L	MEX	4	3	0.8
2	GARCIA AMADOR W	MEX	4	2	0.5
3	HUITZING I	NED	5	2	0.4
4	AMIMOTO M	JPN	6	2	0.3
4	MASHIKO M	JPN	6	2	0.3
6	CHEN D	CHN	5	1	0.2
6	HARNOCK K	CAN	5	1	0.2
6	MACLEAN C	GBR	5	1	0.2
6	RIPP C	USA	6	1	0.2
6	RUDELLE J	USA	6	1	0.2

3 more players tied

**FREE THROWS MADE**

**FREE THROWS % (3 attempts/game minimum)**

Rk	Name	Team	GP	M/A	%
1	MOHNEN M	GER	6	10/15	66.7
2	THOMAS M	CAN	5	18/28	64.3
3	TAKUBO I	JPN	6	12/20	60.0
3	WHEELER S	USA	6	12/20	60.0
5	RUDELLE J	USA	6	11/19	57.9
6	AMIMOTO M	JPN	6	31/57	54.4
7	RIPP C	USA	6	16/31	51.6
8	BUTTERBRODT M	GER	6	15/31	48.4
9	MORAES J	BRA	4	7/15	46.7
9	van OOSTROM E	NED	5	7/15	46.7

Rk	Name	Team	GP	Total	Avg
1	AMIMOTO M	JPN	6	31	5.2
2	THOMAS M	CAN	5	18	3.6
3	RIPP C	USA	6	16	2.7
4	BUTTERBRODT M	GER	6	15	2.5
5	VAZQUEZ D. L	MEX	4	9	2.3
6	TAKUBO I	JPN	6	12	2.0
6	WHEELER S	USA	6	12	2.0
8	RUDELLE J	USA	6	11	1.8
9	MORAES J	BRA	4	7	1.8
10	MOHNEN M	GER	6	10	1.7

**Note:**

All Players eligible for these statistics must have played at least 50% of all games

**Legend:**

% Shooting Percentage      Avg Average per Game      Def Defensive Rebounds      GP Games Played  
M/A Made/Attempt      Off Offensive Rebounds      Rk Rank



INDIVIDUAL STATISTICS As of 14 SEP 2008

个人技术统计

POINTS (by average)

Rk	Name	Team	GP	Total	Avg
1	AMIMOTO M	JPN	6	115	19.2
2	MOHNEN M	GER	6	104	17.3
3	VAZQUEZ D. L	MEX	4	66	16.5
4	TAKUBO I	JPN	6	93	15.5
5	van OOSTROM E	NED	5	68	13.6
6	THOMAS M	CAN	6	81	13.5
7	CRISPIN C	AUS	6	77	12.8
8	RUDELLE J	USA	6	74	12.3
9	MORAES J	BRA	4	47	11.8
10	FU Y	CHN	6	70	11.7

POINTS (by total)

Rk	Name	Team	GP	Avg	Total
1	AMIMOTO M	JPN	6	19.2	115
2	MOHNEN M	GER	6	17.3	104
3	TAKUBO I	JPN	6	15.5	93
4	THOMAS M	CAN	6	13.5	81
5	CRISPIN C	AUS	6	12.8	77
6	RUDELLE J	USA	6	12.3	74
7	FU Y	CHN	6	11.7	70
8	van OOSTROM E	NED	5	13.6	68
9	VAZQUEZ D. L	MEX	4	16.5	66
10	BUTTERBRODT M	GER	6	10.5	63

REBOUNDS

Rk	Name	Team	GP	Off	Def	Total	Avg
1	FU Y	CHN	6	15	73	88	14.7
2	VAZQUEZ D. L	MEX	4	7	41	48	12.0
3	THOMAS M	CAN	6	11	53	64	10.7
4	MOHNEN M	GER	6	12	51	63	10.5
5	BUTTERBRODT M	GER	6	6	49	55	9.2
5	TAKUBO I	JPN	6	12	43	55	9.2
7	TESCH L	AUS	6	15	39	54	9.0
8	WAGER S	GBR	5	6	37	43	8.6
9	REIS C	BRA	4	10	24	34	8.5
10	HUITZING I	NED	5	12	28	40	8.0

ASSISTS

Rk	Name	Team	GP	Total	Avg
1	MORAES J	BRA	4	21	5.3
2	GAUCI K	AUS	6	23	3.8
2	MASHIKO M	JPN	6	23	3.8
4	RIPP C	USA	6	21	3.5
5	MOHNEN M	GER	6	19	3.2
6	STRANGE C	GBR	5	15	3.0
7	VAZQUEZ D. L	MEX	4	12	3.0
8	OOSTERBAAN R	NED	5	14	2.8
9	AMIMOTO M	JPN	6	16	2.7
9	BUTTERBRODT M	GER	6	16	2.7

FOULS ON

Rk	Name	Team	GP	Total	Avg
1	AMIMOTO M	JPN	6	43	7.2
2	VAZQUEZ D. L	MEX	4	22	5.5
3	BUTTERBRODT M	GER	6	32	5.3
4	MORAES J	BRA	4	19	4.8
5	TAKUBO I	JPN	6	28	4.7
6	THOMAS M	CAN	6	23	3.8
7	CHAPLIN S	AUS	6	21	3.5
7	GAUCI K	AUS	6	21	3.5
9	ESTRADA BERNAL F	MEX	4	14	3.5
10	MOHNEN M	GER	6	20	3.3

1 more players tied

BLOCKED SHOTS

Rk	Name	Team	GP	Total	Avg
1	RUDELLE J	USA	6	5	0.8
1	THOMAS M	CAN	6	5	0.8
3	ZHANG S	CHN	3	2	0.7
4	HUITZING I	NED	5	3	0.6
5	STEWART S	AUS	6	3	0.5
5	TESCH L	AUS	6	3	0.5
7	MARTINS LS	BRA	4	2	0.5
8	van OOSTROM E	NED	5	2	0.4
9	FU Y	CHN	6	2	0.3
10	ESTRADA BERNAL F	MEX	4	1	0.3

5 more players tied

STEALS

Rk	Name	Team	GP	Total	Avg
1	TESCH L	AUS	6	19	3.2
2	FU Y	CHN	6	15	2.5
2	THOMAS M	CAN	6	15	2.5
4	KORVER C	NED	5	12	2.4
5	GAUCI K	AUS	6	14	2.3
5	RIPP C	USA	6	14	2.3
7	AMIMOTO M	JPN	6	13	2.2
8	RUDELLE J	USA	6	11	1.8
9	van OOSTROM E	NED	5	9	1.8
10	MOHNEN M	GER	6	10	1.7

TURNOVERS

Rk	Name	Team	GP	Total	Avg
1	MORAES J	BRA	4	32	8.0
2	VAZQUEZ D. L	MEX	4	20	5.0
3	TORRES LOPEZ R	MEX	4	18	4.5
4	MARTINS LS	BRA	4	17	4.3
5	FU Y	CHN	6	22	3.7
6	GAUCI K	AUS	6	20	3.3
6	LIU M	CHN	6	20	3.3
8	REIS C	BRA	4	13	3.3
9	KORVER C	NED	5	15	3.0
9	WAGER S	GBR	5	15	3.0



**INDIVIDUAL STATISTICS** As of 14 SEP 2008

个人技术统计

**TOTAL FIELD GOALS % (8 attempts/game minimum)**

Rk	Name	Team	GP	M/A	%
1	CRISPIN C	AUS	6	35/60	58.3
2	McLACHLAN J	CAN	6	26/49	53.1
3	BUTTERBRODT M	GER	6	24/46	52.2
4	MOHNEN M	GER	6	47/98	48.0
5	TESCH L	AUS	6	29/62	46.8
6	TAKUBO I	JPN	6	40/88	45.5
7	GONZALES L	USA	6	20/45	44.4
8	WHEELER S	USA	6	19/45	42.2
9	van OOSTROM E	NED	5	30/72	41.7
10	BENOIT C	CAN	6	20/49	40.8

**TOTAL FIELD GOALS MADE**

Rk	Name	Team	GP	Total	Avg
1	MOHNEN M	GER	6	47	7.8
2	AMIMOTO M	JPN	6	41	6.8
3	VAZQUEZ D. L	MEX	4	27	6.8
4	TAKUBO I	JPN	6	40	6.7
5	van OOSTROM E	NED	5	30	6.0
6	CRISPIN C	AUS	6	35	5.8
7	FU Y	CHN	6	34	5.7
8	RUDELL J	USA	6	31	5.2
8	THOMAS M	CAN	6	31	5.2
10	HUITZING I	NED	5	25	5.0

**2 POINTS FIELD GOALS % (6 attempts/game minimum)**

Rk	Name	Team	GP	M/A	%
1	CRISPIN C	AUS	6	35/56	62.5
2	BUTTERBRODT M	GER	6	24/44	54.5
3	McLACHLAN J	CAN	6	25/46	54.3
4	MOHNEN M	GER	6	47/94	50.0
5	TESCH L	AUS	6	29/60	48.3
6	ZEYEN A	GER	6	18/39	46.2
7	VAZQUEZ D. L	MEX	4	24/53	45.3
8	TAKUBO I	JPN	6	39/87	44.8
9	LI Y	CHN	5	13/29	44.8
10	GONZALES L	USA	6	20/45	44.4

**2 POINTS FIELD GOALS MADE**

Rk	Name	Team	GP	Total	Avg
1	MOHNEN M	GER	6	47	7.8
2	AMIMOTO M	JPN	6	39	6.5
2	TAKUBO I	JPN	6	39	6.5
4	VAZQUEZ D. L	MEX	4	24	6.0
5	CRISPIN C	AUS	6	35	5.8
6	van OOSTROM E	NED	5	29	5.8
7	FU Y	CHN	6	34	5.7
8	RUDELL J	USA	6	30	5.0
8	THOMAS M	CAN	6	30	5.0
10	MORAES J	BRA	4	20	5.0

**3 POINTS FIELD GOALS % (2 attempts/game minimum)**

Rk	Name	Team	GP	M/A	%
1	GARCIA AMADOR W	MEX	4	2/7	28.6
2	HUITZING I	NED	5	2/10	20.0
3	MASHIKO M	JPN	6	2/11	18.2
4	AMIMOTO M	JPN	6	2/12	16.7
5	VAZQUEZ D. L	MEX	4	3/20	15.0
6	THOMAS M	CAN	6	1/10	10.0
7	MORAES J	BRA	4	0/11	0.0
7	YANG C	CHN	4	0/6	0.0

**3 POINTS FIELD GOALS MADE**

Rk	Name	Team	GP	Total	Avg
1	VAZQUEZ D. L	MEX	4	3	0.8
2	GARCIA AMADOR W	MEX	4	2	0.5
3	HUITZING I	NED	5	2	0.4
4	AMIMOTO M	JPN	6	2	0.3
4	MASHIKO M	JPN	6	2	0.3
6	CHEN D	CHN	6	1	0.2
6	HARNOCK K	CAN	6	1	0.2
6	MACLEAN C	GBR	5	1	0.2
6	McLACHLAN J	CAN	6	1	0.2
6	RIPP C	USA	6	1	0.2

**FREE THROWS % (3 attempts/game minimum)**

Rk	Name	Team	GP	M/A	%
1	MOHNEN M	GER	6	10/15	66.7
2	THOMAS M	CAN	6	18/28	64.3
3	TAKUBO I	JPN	6	12/20	60.0
3	WHEELER S	USA	6	12/20	60.0
5	RUDELL J	USA	6	11/19	57.9
6	AMIMOTO M	JPN	6	31/57	54.4
7	RIPP C	USA	6	16/31	51.6
8	BUTTERBRODT M	GER	6	15/31	48.4
9	MORAES J	BRA	4	7/15	46.7
9	van OOSTROM E	NED	5	7/15	46.7

**FREE THROWS MADE**

Rk	Name	Team	GP	Total	Avg
1	AMIMOTO M	JPN	6	31	5.2
2	THOMAS M	CAN	6	18	3.0
3	RIPP C	USA	6	16	2.7
4	BUTTERBRODT M	GER	6	15	2.5
5	VAZQUEZ D. L	MEX	4	9	2.3
6	TAKUBO I	JPN	6	12	2.0
6	WHEELER S	USA	6	12	2.0
8	RUDELL J	USA	6	11	1.8
9	MORAES J	BRA	4	7	1.8
10	MOHNEN M	GER	6	10	1.7

4 more players tied

**Note:**  
All Players eligible for these statistics must have played at least 50% of all games

**Legend:**  
% Shooting Percentage      Avg Average per Game      Def Defensive Rebounds      GP Games Played  
M/A Made/Attempt      Off Offensive Rebounds      Rk Rank



## INDIVIDUAL STATISTICS As of 14 SEP 2008

个人技术统计

### POINTS (by average)

Rk	Name	Team	GP	Total	Avg
1	AMIMOTO M	JPN	6	115	19.2
2	MOHNEN M	GER	6	104	17.3
3	VAZQUEZ D. L	MEX	4	66	16.5
4	TAKUBO I	JPN	6	93	15.5
5	van OOSTROM E	NED	6	85	14.2
6	THOMAS M	CAN	6	81	13.5
7	CRISPIN C	AUS	6	77	12.8
8	RUDELLE J	USA	6	74	12.3
9	MORAES J	BRA	4	47	11.8
10	FU Y	CHN	6	70	11.7

### POINTS (by total)

Rk	Name	Team	GP	Avg	Total
1	AMIMOTO M	JPN	6	19.2	115
2	MOHNEN M	GER	6	17.3	104
3	TAKUBO I	JPN	6	15.5	93
4	van OOSTROM E	NED	6	14.2	85
5	THOMAS M	CAN	6	13.5	81
6	CRISPIN C	AUS	6	12.8	77
7	RUDELLE J	USA	6	12.3	74
8	FU Y	CHN	6	11.7	70
9	VAZQUEZ D. L	MEX	4	16.5	66
10	BUTTERBRODT M	GER	6	10.5	63

### REBOUNDS

Rk	Name	Team	GP	Off	Def	Total	Avg
1	FU Y	CHN	6	15	73	88	14.7
2	VAZQUEZ D. L	MEX	4	7	41	48	12.0
3	THOMAS M	CAN	6	11	53	64	10.7
4	MOHNEN M	GER	6	12	51	63	10.5
5	BUTTERBRODT M	GER	6	6	49	55	9.2
5	TAKUBO I	JPN	6	12	43	55	9.2
7	TESCH L	AUS	6	15	39	54	9.0
8	REIS C	BRA	4	10	24	34	8.5
9	WAGER S	GBR	6	7	40	47	7.8
10	HUITZING I	NED	6	13	31	44	7.3

### ASSISTS

Rk	Name	Team	GP	Total	Avg
1	MORAES J	BRA	4	21	5.3
2	GAUCI K	AUS	6	23	3.8
2	MASHIKO M	JPN	6	23	3.8
4	RIPP C	USA	6	21	3.5
5	MOHNEN M	GER	6	19	3.2
6	VAZQUEZ D. L	MEX	4	12	3.0
7	KORVER C	NED	6	17	2.8
7	STRANGE C	GBR	6	17	2.8
9	AMIMOTO M	JPN	6	16	2.7
9	BUTTERBRODT M	GER	6	16	2.7

1 more players tied

### BLOCKED SHOTS

Rk	Name	Team	GP	Total	Avg
1	RUDELLE J	USA	6	5	0.8
1	THOMAS M	CAN	6	5	0.8
3	ZHANG S	CHN	3	2	0.7
4	HUITZING I	NED	6	3	0.5
4	STEWART S	AUS	6	3	0.5
4	TESCH L	AUS	6	3	0.5
4	van OOSTROM E	NED	6	3	0.5
8	MARTINS LS	BRA	4	2	0.5
9	FU Y	CHN	6	2	0.3
10	ESTRADA BERNAL F	MEX	4	1	0.3

5 more players tied

### FOULS ON

Rk	Name	Team	GP	Total	Avg
1	AMIMOTO M	JPN	6	43	7.2
2	VAZQUEZ D. L	MEX	4	22	5.5
3	BUTTERBRODT M	GER	6	32	5.3
4	MORAES J	BRA	4	19	4.8
5	TAKUBO I	JPN	6	28	4.7
6	THOMAS M	CAN	6	23	3.8
7	CHAPLIN S	AUS	6	21	3.5
7	GAUCI K	AUS	6	21	3.5
9	ESTRADA BERNAL F	MEX	4	14	3.5
10	MOHNEN M	GER	6	20	3.3

1 more players tied

### STEALS

Rk	Name	Team	GP	Total	Avg
1	TESCH L	AUS	6	19	3.2
2	FU Y	CHN	6	15	2.5
2	THOMAS M	CAN	6	15	2.5
4	GAUCI K	AUS	6	14	2.3
4	RIPP C	USA	6	14	2.3
6	AMIMOTO M	JPN	6	13	2.2
6	KORVER C	NED	6	13	2.2
8	RUDELLE J	USA	6	11	1.8
8	van OOSTROM E	NED	6	11	1.8
10	MOHNEN M	GER	6	10	1.7

### TURNOVERS

Rk	Name	Team	GP	Total	Avg
1	MORAES J	BRA	4	32	8.0
2	VAZQUEZ D. L	MEX	4	20	5.0
3	TORRES LOPEZ R	MEX	4	18	4.5
4	MARTINS LS	BRA	4	17	4.3
5	FU Y	CHN	6	22	3.7
6	GAUCI K	AUS	6	20	3.3
6	LIU M	CHN	6	20	3.3
8	REIS C	BRA	4	13	3.3
9	MIRANDA CM	MEX	4	12	3.0
10	FERGUSON T	CAN	3	9	3.0



**INDIVIDUAL STATISTICS** As of 14 SEP 2008

个人技术统计

**TOTAL FIELD GOALS % (8 attempts/game minimum)**

Rk	Name	Team	GP	M/A	%
1	CRISPIN C	AUS	6	35/60	58.3
2	McLACHLAN J	CAN	6	26/49	53.1
3	BUTTERBRODT M	GER	6	24/46	52.2
4	MOHNEN M	GER	6	47/98	48.0
5	TESCH L	AUS	6	29/62	46.8
6	TAKUBO I	JPN	6	40/88	45.5
7	GONZALES L	USA	6	20/45	44.4
8	van OOSTROM E	NED	6	38/90	42.2
9	WHEELER S	USA	6	19/45	42.2
10	BENOIT C	CAN	6	20/49	40.8

**TOTAL FIELD GOALS MADE**

Rk	Name	Team	GP	Total	Avg
1	MOHNEN M	GER	6	47	7.8
2	AMIMOTO M	JPN	6	41	6.8
3	VAZQUEZ D. L	MEX	4	27	6.8
4	TAKUBO I	JPN	6	40	6.7
5	van OOSTROM E	NED	6	38	6.3
6	CRISPIN C	AUS	6	35	5.8
7	FU Y	CHN	6	34	5.7
8	RUDELL J	USA	6	31	5.2
8	THOMAS M	CAN	6	31	5.2
10	MORAES J	BRA	4	20	5.0

**2 POINTS FIELD GOALS % (6 attempts/game minimum)**

Rk	Name	Team	GP	M/A	%
1	CRISPIN C	AUS	6	35/56	62.5
2	BUTTERBRODT M	GER	6	24/44	54.5
3	McLACHLAN J	CAN	6	25/46	54.3
4	MOHNEN M	GER	6	47/94	50.0
5	TESCH L	AUS	6	29/60	48.3
6	ZEYEN A	GER	6	18/39	46.2
7	VAZQUEZ D. L	MEX	4	24/53	45.3
8	TAKUBO I	JPN	6	39/87	44.8
9	LI Y	CHN	5	13/29	44.8
10	GONZALES L	USA	6	20/45	44.4

**2 POINTS FIELD GOALS MADE**

Rk	Name	Team	GP	Total	Avg
1	MOHNEN M	GER	6	47	7.8
2	AMIMOTO M	JPN	6	39	6.5
2	TAKUBO I	JPN	6	39	6.5
4	van OOSTROM E	NED	6	37	6.2
5	VAZQUEZ D. L	MEX	4	24	6.0
6	CRISPIN C	AUS	6	35	5.8
7	FU Y	CHN	6	34	5.7
8	RUDELL J	USA	6	30	5.0
8	THOMAS M	CAN	6	30	5.0
10	MORAES J	BRA	4	20	5.0

**3 POINTS FIELD GOALS % (2 attempts/game minimum)**

Rk	Name	Team	GP	M/A	%
1	GARCIA AMADOR W	MEX	4	2/7	28.6
2	HUITZING I	NED	6	2/10	20.0
3	MASHIKO M	JPN	6	2/11	18.2
4	AMIMOTO M	JPN	6	2/12	16.7
5	VAZQUEZ D. L	MEX	4	3/20	15.0
6	THOMAS M	CAN	6	1/10	10.0
7	MORAES J	BRA	4	0/11	0.0
7	YANG C	CHN	4	0/6	0.0

**3 POINTS FIELD GOALS MADE**

Rk	Name	Team	GP	Total	Avg
1	VAZQUEZ D. L	MEX	4	3	0.8
2	GARCIA AMADOR W	MEX	4	2	0.5
3	AMIMOTO M	JPN	6	2	0.3
3	HUITZING I	NED	6	2	0.3
3	MASHIKO M	JPN	6	2	0.3
6	CHEN D	CHN	6	1	0.2
6	HARNOCK K	CAN	6	1	0.2
6	MACLEAN C	GBR	6	1	0.2
6	McLACHLAN J	CAN	6	1	0.2
6	RIPP C	USA	6	1	0.2

**FREE THROWS % (3 attempts/game minimum)**

Rk	Name	Team	GP	M/A	%
1	MOHNEN M	GER	6	10/15	66.7
2	THOMAS M	CAN	6	18/28	64.3
3	TAKUBO I	JPN	6	12/20	60.0
3	WHEELER S	USA	6	12/20	60.0
5	RUDELL J	USA	6	11/19	57.9
6	AMIMOTO M	JPN	6	31/57	54.4
7	RIPP C	USA	6	16/31	51.6
8	BUTTERBRODT M	GER	6	15/31	48.4
9	MORAES J	BRA	4	7/15	46.7
10	van OOSTROM E	NED	6	8/19	42.1

4 more players tied

**FREE THROWS MADE**

Rk	Name	Team	GP	Total	Avg
1	AMIMOTO M	JPN	6	31	5.2
2	THOMAS M	CAN	6	18	3.0
3	RIPP C	USA	6	16	2.7
4	BUTTERBRODT M	GER	6	15	2.5
5	VAZQUEZ D. L	MEX	4	9	2.3
6	TAKUBO I	JPN	6	12	2.0
6	WHEELER S	USA	6	12	2.0
8	RUDELL J	USA	6	11	1.8
9	MORAES J	BRA	4	7	1.8
10	MOHNEN M	GER	6	10	1.7

**Note:**

All Players eligible for these statistics must have played at least 50% of all games

**Legend:**

% Shooting Percentage      Avg Average per Game      Def Defensive Rebounds      GP Games Played  
M/A Made/Attempt      Off Offensive Rebounds      Rk Rank


**INDIVIDUAL STATISTICS** As of 14 SEP 2008

个人技术统计

**POINTS (by average)**

Rk	Name	Team	GP	Total	Avg
1	AMIMOTO M	JPN	6	115	19.2
2	VAZQUEZ D. L	MEX	5	95	19.0
3	MOHNEN M	GER	6	104	17.3
4	TAKUBO I	JPN	6	93	15.5
5	van OOSTROM E	NED	6	85	14.2
6	THOMAS M	CAN	6	81	13.5
7	CRISPIN C	AUS	6	77	12.8
8	RUDELLE J	USA	6	74	12.3
9	MORAES J	BRA	5	60	12.0
10	FU Y	CHN	6	70	11.7

**POINTS (by total)**

Rk	Name	Team	GP	Avg	Total
1	AMIMOTO M	JPN	6	19.2	115
2	MOHNEN M	GER	6	17.3	104
3	VAZQUEZ D. L	MEX	5	19.0	95
4	TAKUBO I	JPN	6	15.5	93
5	van OOSTROM E	NED	6	14.2	85
6	THOMAS M	CAN	6	13.5	81
7	CRISPIN C	AUS	6	12.8	77
8	RUDELLE J	USA	6	12.3	74
9	FU Y	CHN	6	11.7	70
10	BUTTERBRODT M	GER	6	10.5	63

**REBOUNDS**

Rk	Name	Team	GP	Off	Def	Total	Avg
1	FU Y	CHN	6	15	73	88	14.7
2	VAZQUEZ D. L	MEX	5	10	47	57	11.4
3	THOMAS M	CAN	6	11	53	64	10.7
4	MOHNEN M	GER	6	12	51	63	10.5
5	BUTTERBRODT M	GER	6	6	49	55	9.2
5	TAKUBO I	JPN	6	12	43	55	9.2
7	TESCH L	AUS	6	15	39	54	9.0
8	REIS C	BRA	5	10	30	40	8.0
9	WAGER S	GBR	6	7	40	47	7.8
10	MARTINS LS	BRA	5	7	32	39	7.8

**ASSISTS**

Rk	Name	Team	GP	Total	Avg
1	MORAES J	BRA	5	30	6.0
2	GAUCI K	AUS	6	23	3.8
2	MASHIKO M	JPN	6	23	3.8
4	VAZQUEZ D. L	MEX	5	19	3.8
5	RIPP C	USA	6	21	3.5
6	MOHNEN M	GER	6	19	3.2
7	KORVER C	NED	6	17	2.8
7	STRANGE C	GBR	6	17	2.8
9	AMIMOTO M	JPN	6	16	2.7
9	BUTTERBRODT M	GER	6	16	2.7

1 more players tied

**BLOCKED SHOTS**

Rk	Name	Team	GP	Total	Avg
1	RUDELLE J	USA	6	5	0.8
1	THOMAS M	CAN	6	5	0.8
3	ZHANG S	CHN	3	2	0.7
4	HUITZING I	NED	6	3	0.5
4	STEWART S	AUS	6	3	0.5
4	TESCH L	AUS	6	3	0.5
4	van OOSTROM E	NED	6	3	0.5
8	MARTINS LS	BRA	5	2	0.4
9	FU Y	CHN	6	2	0.3
10	O'KELLY-KENNEDY K	AUS	4	1	0.3

1 more players tied

**TURNOVERS**

Rk	Name	Team	GP	Total	Avg
1	MORAES J	BRA	5	40	8.0
2	VAZQUEZ D. L	MEX	5	25	5.0
3	TORRES LOPEZ R	MEX	5	21	4.2
4	MARTINS LS	BRA	5	19	3.8
5	FU Y	CHN	6	22	3.7
6	GAUCI K	AUS	6	20	3.3
6	LIU M	CHN	6	20	3.3
8	REIS C	BRA	5	16	3.2
9	FERGUSON T	CAN	3	9	3.0
10	KORVER C	NED	6	17	2.8

1 more players tied

**FOULS ON**

Rk	Name	Team	GP	Total	Avg
1	AMIMOTO M	JPN	6	43	7.2
2	MORAES J	BRA	5	31	6.2
3	VAZQUEZ D. L	MEX	5	30	6.0
4	BUTTERBRODT M	GER	6	32	5.3
5	TAKUBO I	JPN	6	28	4.7
6	THOMAS M	CAN	6	23	3.8
7	CHAPLIN S	AUS	6	21	3.5
7	GAUCI K	AUS	6	21	3.5
9	MOHNEN M	GER	6	20	3.3
9	RIPP C	USA	6	20	3.3

**STEALS**

Rk	Name	Team	GP	Total	Avg
1	TESCH L	AUS	6	19	3.2
2	FU Y	CHN	6	15	2.5
2	THOMAS M	CAN	6	15	2.5
4	GAUCI K	AUS	6	14	2.3
4	RIPP C	USA	6	14	2.3
6	AMIMOTO M	JPN	6	13	2.2
6	KORVER C	NED	6	13	2.2
8	RUDELLE J	USA	6	11	1.8
8	van OOSTROM E	NED	6	11	1.8
10	MOHNEN M	GER	6	10	1.7

**INDIVIDUAL STATISTICS** As of 14 SEP 2008

个人技术统计

**TOTAL FIELD GOALS % (8 attempts/game minimum)**

Rk	Name	Team	GP	M/A	%
1	CRISPIN C	AUS	6	35/60	58.3
2	McLACHLAN J	CAN	6	26/49	53.1
3	BUTTERBRODT M	GER	6	24/46	52.2
4	MOHNEN M	GER	6	47/98	48.0
5	TESCH L	AUS	6	29/62	46.8
6	TAKUBO I	JPN	6	40/88	45.5
7	GONZALES L	USA	6	20/45	44.4
8	van OOSTROM E	NED	6	38/90	42.2
9	WHEELER S	USA	6	19/45	42.2
10	BENOIT C	CAN	6	20/49	40.8

**TOTAL FIELD GOALS MADE**

Rk	Name	Team	GP	Total	Avg
1	MOHNEN M	GER	6	47	7.8
2	VAZQUEZ D. L	MEX	5	38	7.6
3	AMIMOTO M	JPN	6	41	6.8
4	TAKUBO I	JPN	6	40	6.7
5	van OOSTROM E	NED	6	38	6.3
6	CRISPIN C	AUS	6	35	5.8
7	FU Y	CHN	6	34	5.7
8	RUDELL J	USA	6	31	5.2
8	THOMAS M	CAN	6	31	5.2
10	TESCH L	AUS	6	29	4.8

**2 POINTS FIELD GOALS % (6 attempts/game minimum)**

Rk	Name	Team	GP	M/A	%
1	CRISPIN C	AUS	6	35/56	62.5
2	BUTTERBRODT M	GER	6	24/44	54.5
3	McLACHLAN J	CAN	6	25/46	54.3
4	MOHNEN M	GER	6	47/94	50.0
5	TESCH L	AUS	6	29/60	48.3
6	ZEYEN A	GER	6	18/39	46.2
7	VAZQUEZ D. L	MEX	5	34/75	45.3
8	TAKUBO I	JPN	6	39/87	44.8
9	LI Y	CHN	5	13/29	44.8
10	GONZALES L	USA	6	20/45	44.4

**2 POINTS FIELD GOALS MADE**

Rk	Name	Team	GP	Total	Avg
1	MOHNEN M	GER	6	47	7.8
2	VAZQUEZ D. L	MEX	5	34	6.8
3	AMIMOTO M	JPN	6	39	6.5
3	TAKUBO I	JPN	6	39	6.5
5	van OOSTROM E	NED	6	37	6.2
6	CRISPIN C	AUS	6	35	5.8
7	FU Y	CHN	6	34	5.7
8	RUDELL J	USA	6	30	5.0
8	THOMAS M	CAN	6	30	5.0
10	TESCH L	AUS	6	29	4.8

**3 POINTS FIELD GOALS % (2 attempts/game minimum)**

Rk	Name	Team	GP	M/A	%
1	GARCIA AMADOR W	MEX	5	3/9	33.3
2	HUITZING I	NED	6	2/10	20.0
3	MASHIKO M	JPN	6	2/11	18.2
4	VAZQUEZ D. L	MEX	5	4/24	16.7
5	AMIMOTO M	JPN	6	2/12	16.7
6	THOMAS M	CAN	6	1/10	10.0
7	MORAES J	BRA	5	0/12	0.0
7	YANG C	CHN	4	0/6	0.0

**3 POINTS FIELD GOALS MADE**

Rk	Name	Team	GP	Total	Avg
1	VAZQUEZ D. L	MEX	5	4	0.8
2	GARCIA AMADOR W	MEX	5	3	0.6
3	AMIMOTO M	JPN	6	2	0.3
3	HUITZING I	NED	6	2	0.3
3	MASHIKO M	JPN	6	2	0.3
6	CHEN D	CHN	6	1	0.2
6	HARNOCK K	CAN	6	1	0.2
6	MACLEAN C	GBR	6	1	0.2
6	McLACHLAN J	CAN	6	1	0.2
6	RIPP C	USA	6	1	0.2

**FREE THROWS % (3 attempts/game minimum)**

Rk	Name	Team	GP	M/A	%
1	MOHNEN M	GER	6	10/15	66.7
2	THOMAS M	CAN	6	18/28	64.3
3	TAKUBO I	JPN	6	12/20	60.0
3	WHEELER S	USA	6	12/20	60.0
5	RUDELL J	USA	6	11/19	57.9
6	AMIMOTO M	JPN	6	31/57	54.4
7	RIPP C	USA	6	16/31	51.6
8	VAZQUEZ D. L	MEX	5	15/30	50.0
9	BUTTERBRODT M	GER	6	15/31	48.4
10	MORAES J	BRA	5	12/26	46.2

4 more players tied

**FREE THROWS MADE**

Rk	Name	Team	GP	Total	Avg
1	AMIMOTO M	JPN	6	31	5.2
2	THOMAS M	CAN	6	18	3.0
3	VAZQUEZ D. L	MEX	5	15	3.0
4	RIPP C	USA	6	16	2.7
5	BUTTERBRODT M	GER	6	15	2.5
6	MORAES J	BRA	5	12	2.4
7	TAKUBO I	JPN	6	12	2.0
7	WHEELER S	USA	6	12	2.0
9	RUDELL J	USA	6	11	1.8
10	MOHNEN M	GER	6	10	1.7

**Note:**

All Players eligible for these statistics must have played at least 50% of all games

**Legend:**

%	Shooting Percentage	<b>Avg</b>	Average per Game	<b>Def</b>	Defensive Rebounds	<b>GP</b>	Games Played
M/A	Made/Attempt	<b>Off</b>	Offensive Rebounds	<b>Rk</b>	Rank		



INDIVIDUAL STATISTICS As of 7 SEP 2008

个人技术统计

POINTS (by average)

Rk	Name	Team	GP	Total	Avg
1	MOHNEN M	GER	1	23	23.0
2	VAZQUEZ D. L	MEX	1	21	21.0
2	van OOSTROM E	NED	1	21	21.0
4	HUITZING I	NED	1	20	20.0
5	CRISPIN C	AUS	1	16	16.0
6	CHAPLIN S	AUS	1	11	11.0
6	MORAES J	BRA	1	11	11.0
8	BUTTERBRODT M	GER	1	10	10.0
8	GAUCI K	AUS	1	10	10.0
8	KAHL A	GER	1	10	10.0

3 more players tied

REBOUNDS

Rk	Name	Team	GP	Off	Def	Total	Avg
1	VAZQUEZ D. L	MEX	1	2	15	17	17.0
2	van OOSTROM E	NED	1	5	7	12	12.0
3	REIS C	BRA	1	2	9	11	11.0
4	BUTTERBRODT M	GER	1	2	8	10	10.0
5	MOHNEN M	GER	1	2	7	9	9.0
6	CRISPIN C	AUS	1	1	7	8	8.0
6	TESCH L	AUS	1	2	6	8	8.0
8	FREEMAN H	GBR	1	3	4	7	7.0
8	HUITZING I	NED	1	2	5	7	7.0
8	SCHUNEMANN G	GER	1	2	5	7	7.0

1 more players tied

FOULS ON

Rk	Name	Team	GP	Total	Avg
1	MORAES J	BRA	1	8	8.0
2	VAZQUEZ D. L	MEX	1	6	6.0
3	BUTTERBRODT M	GER	1	5	5.0
3	CHAPLIN S	AUS	1	5	5.0
3	GAUCI K	AUS	1	5	5.0
3	STRANGE C	GBR	1	5	5.0
3	VERSLOOT C	NED	1	5	5.0
8	ESTRADA BERNAL F	MEX	1	3	3.0
8	HUITZING I	NED	1	3	3.0
8	KORVER C	NED	1	3	3.0

2 more players tied

STEALS

Rk	Name	Team	GP	Total	Avg
1	KORVER C	NED	1	5	5.0
2	GAUCI K	AUS	1	4	4.0
3	TESCH L	AUS	1	3	3.0
4	MOHNEN M	GER	1	2	2.0
4	OOSTERBAAN R	NED	1	2	2.0
4	van OOSTROM E	NED	1	2	2.0
7	CHAPLIN S	AUS	1	1	1.0
7	GARNIER P	NED	1	1	1.0
7	HUITZING I	NED	1	1	1.0
7	KAHL A	GER	1	1	1.0

12 more players tied

POINTS (by total)

Rk	Name	Team	GP	Avg	Total
1	MOHNEN M	GER	1	23.0	23
2	VAZQUEZ D. L	MEX	1	21.0	21
2	van OOSTROM E	NED	1	21.0	21
4	HUITZING I	NED	1	20.0	20
5	CRISPIN C	AUS	1	16.0	16
6	CHAPLIN S	AUS	1	11.0	11
6	MORAES J	BRA	1	11.0	11
8	BUTTERBRODT M	GER	1	10.0	10
8	GAUCI K	AUS	1	10.0	10
8	KAHL A	GER	1	10.0	10

3 more players tied

ASSISTS

Rk	Name	Team	GP	Total	Avg
1	MORAES J	BRA	1	7	7.0
2	SEIFERT N	GER	1	4	4.0
2	TESCH L	AUS	1	4	4.0
2	VERSLOOT C	NED	1	4	4.0
5	BUTTERBRODT M	GER	1	3	3.0
5	FREEMAN H	GBR	1	3	3.0
5	GAUCI K	AUS	1	3	3.0
5	MEITNER B	GER	1	3	3.0
5	MIRANDA CM	MEX	1	3	3.0
5	MOHNEN M	GER	1	3	3.0

2 more players tied

BLOCKED SHOTS

Rk	Name	Team	GP	Total	Avg
1	HUITZING I	NED	1	2	2.0
1	STEWART S	AUS	1	2	2.0
3	DOMASCHENZ M	AUS	1	1	1.0
3	MOHNEN M	GER	1	1	1.0
3	O'KELLY-KENNEDY K	AUS	1	1	1.0
3	VAZQUEZ D. L	MEX	1	1	1.0

TURNOVERS

Rk	Name	Team	GP	Total	Avg
1	MORAES J	BRA	1	6	6.0
1	TORRES LOPEZ R	MEX	1	6	6.0
3	FREEMAN H	GBR	1	4	4.0
3	MARTINS LS	BRA	1	4	4.0
3	TURNER H	GBR	1	4	4.0
3	VAZQUEZ D. L	MEX	1	4	4.0
7	McKENZIE T	AUS	1	3	3.0
7	SCHUNEMANN G	GER	1	3	3.0
7	WAGER S	GBR	1	3	3.0
10	ESTRADA BERNAL F	MEX	1	2	2.0

8 more players tied





**INDIVIDUAL STATISTICS** As of 7 SEP 2008

个人技术统计

**TOTAL FIELD GOALS % (8 attempts/game minimum)**

Rk	Name	Team	GP	M/A	%
1	CRISPIN C	AUS	1	8/13	61.5
2	MOHNEN M	GER	1	11/18	61.1
3	van OOSTROM E	NED	1	9/16	56.2
4	KAHL A	GER	1	5/10	50.0
4	MARTINS LS	BRA	1	5/10	50.0
4	STEWART S	AUS	1	5/10	50.0
7	HUITZING I	NED	1	9/19	47.4
8	SCHUNEMANN G	GER	1	4/9	44.4
9	VAZQUEZ D. L	MEX	1	9/22	40.9
10	OOSTERBAAN R	NED	1	3/8	37.5

**TOTAL FIELD GOALS MADE**

Rk	Name	Team	GP	Total	Avg
1	MOHNEN M	GER	1	11	11.0
2	HUITZING I	NED	1	9	9.0
2	VAZQUEZ D. L	MEX	1	9	9.0
2	van OOSTROM E	NED	1	9	9.0
5	CRISPIN C	AUS	1	8	8.0
6	KAHL A	GER	1	5	5.0
6	MARTINS LS	BRA	1	5	5.0
6	MORAES J	BRA	1	5	5.0
6	STEWART S	AUS	1	5	5.0
10	BUTTERBRODT M	GER	1	4	4.0

4 more players tied

**2 POINTS FIELD GOALS MADE**

Rk	Name	Team	GP	Total	Avg
1	MOHNEN M	GER	1	11	11.0
2	HUITZING I	NED	1	9	9.0
2	van OOSTROM E	NED	1	9	9.0
4	CRISPIN C	AUS	1	8	8.0
4	VAZQUEZ D. L	MEX	1	8	8.0
6	KAHL A	GER	1	5	5.0
6	MARTINS LS	BRA	1	5	5.0
6	MORAES J	BRA	1	5	5.0
6	STEWART S	AUS	1	5	5.0
10	BUTTERBRODT M	GER	1	4	4.0

4 more players tied

**3 POINTS FIELD GOALS MADE**

Rk	Name	Team	GP	Total	Avg
1	VAZQUEZ D. L	MEX	1	1	1.0

**2 POINTS FIELD GOALS % (6 attempts/game minimum)**

Rk	Name	Team	GP	M/A	%
1	MIRANDA CM	MEX	1	4/6	66.7
2	MOHNEN M	GER	1	11/17	64.7
3	CRISPIN C	AUS	1	8/13	61.5
4	BUTTERBRODT M	GER	1	4/7	57.1
4	CHAPLIN S	AUS	1	4/7	57.1
4	SCHUNEMANN G	GER	1	4/7	57.1
7	van OOSTROM E	NED	1	9/16	56.2
8	VAZQUEZ D. L	MEX	1	8/15	53.3
9	HUITZING I	NED	1	9/18	50.0
10	KAHL A	GER	1	5/10	50.0

2 more players tied

**3 POINTS FIELD GOALS % (2 attempts/game minimum)**

Rk	Name	Team	GP	M/A	%
1	VAZQUEZ D. L	MEX	1	1/7	14.3
2	MORAES J	BRA	1	0/2	0.0
2	SCHUNEMANN G	GER	1	0/2	0.0
2	STRANGE C	GBR	1	0/3	0.0

**FREE THROWS % (3 attempts/game minimum)**

Rk	Name	Team	GP	M/A	%
1	van OOSTROM E	NED	1	3/3	100.0
2	KORVER C	NED	1	3/4	75.0
3	HUITZING I	NED	1	2/3	66.7
4	CHAPLIN S	AUS	1	3/5	60.0
5	BUTTERBRODT M	GER	1	2/4	50.0
5	VAZQUEZ D. L	MEX	1	2/4	50.0
7	SEIFERT N	GER	1	1/3	33.3
8	MORAES J	BRA	1	1/5	20.0
9	VERSLOOT C	NED	1	1/6	16.7
10	STRANGE C	GBR	1	1/8	12.5

**FREE THROWS MADE**

Rk	Name	Team	GP	Total	Avg
1	CHAPLIN S	AUS	1	3	3.0
1	KORVER C	NED	1	3	3.0
1	van OOSTROM E	NED	1	3	3.0
4	BUTTERBRODT M	GER	1	2	2.0
4	GAUCI K	AUS	1	2	2.0
4	HUITZING I	NED	1	2	2.0
4	MIRANDA CM	MEX	1	2	2.0
4	VAZQUEZ D. L	MEX	1	2	2.0
9	ESTRADA BERNAL F	MEX	1	1	1.0
9	MOHNEN M	GER	1	1	1.0

6 more players tied

**Note:**  
All Players eligible for these statistics must have played at least 50% of all games

**Legend:**  
% Shooting Percentage      Avg Average per Game      Def Defensive Rebounds      GP Games Played  
M/A Made/Attempt      Off Offensive Rebounds      Rk Rank



## INDIVIDUAL STATISTICS As of 15 SEP 2008

个人技术统计

### POINTS (by average)

Rk	Name	Team	GP	Total	Avg
1	AMIMOTO M	JPN	6	115	19.2
2	VAZQUEZ D. L	MEX	5	95	19.0
3	MOHNEN M	GER	6	104	17.3
4	TAKUBO I	JPN	6	93	15.5
5	van OOSTROM E	NED	6	85	14.2
6	FU Y	CHN	7	98	14.0
7	THOMAS M	CAN	6	81	13.5
8	CRISPIN C	AUS	6	77	12.8
9	RUDELLE J	USA	6	74	12.3
10	MORAES J	BRA	5	60	12.0

### POINTS (by total)

Rk	Name	Team	GP	Avg	Total
1	AMIMOTO M	JPN	6	19.2	115
2	MOHNEN M	GER	6	17.3	104
3	FU Y	CHN	7	14.0	98
4	VAZQUEZ D. L	MEX	5	19.0	95
5	TAKUBO I	JPN	6	15.5	93
6	van OOSTROM E	NED	6	14.2	85
7	THOMAS M	CAN	6	13.5	81
8	CRISPIN C	AUS	6	12.8	77
9	RUDELLE J	USA	6	12.3	74
10	BUTTERBRODT M	GER	6	10.5	63

### REBOUNDS

Rk	Name	Team	GP	Off	Def	Total	Avg
1	FU Y	CHN	7	20	82	102	14.6
2	VAZQUEZ D. L	MEX	5	10	47	57	11.4
3	THOMAS M	CAN	6	11	53	64	10.7
4	MOHNEN M	GER	6	12	51	63	10.5
5	BUTTERBRODT M	GER	6	6	49	55	9.2
5	TAKUBO I	JPN	6	12	43	55	9.2
7	TESCH L	AUS	6	15	39	54	9.0
8	REIS C	BRA	5	10	30	40	8.0
9	MARTINS LS	BRA	5	7	32	39	7.8
10	WAGER S	GBR	7	7	47	54	7.7

### ASSISTS

Rk	Name	Team	GP	Total	Avg
1	MORAES J	BRA	5	30	6.0
2	GAUCI K	AUS	6	23	3.8
2	MASHIKO M	JPN	6	23	3.8
4	VAZQUEZ D. L	MEX	5	19	3.8
5	RIPP C	USA	6	21	3.5
6	MOHNEN M	GER	6	19	3.2
7	STRANGE C	GBR	7	20	2.9
8	KORVER C	NED	6	17	2.8
9	AMIMOTO M	JPN	6	16	2.7
9	BUTTERBRODT M	GER	6	16	2.7

1 more players tied

### FOULS ON

Rk	Name	Team	GP	Total	Avg
1	AMIMOTO M	JPN	6	43	7.2
2	MORAES J	BRA	5	31	6.2
3	VAZQUEZ D. L	MEX	5	30	6.0
4	BUTTERBRODT M	GER	6	32	5.3
5	TAKUBO I	JPN	6	28	4.7
6	FU Y	CHN	7	27	3.9
7	THOMAS M	CAN	6	23	3.8
8	CHAPLIN S	AUS	6	21	3.5
8	GAUCI K	AUS	6	21	3.5
10	MOHNEN M	GER	6	20	3.3

1 more players tied

### BLOCKED SHOTS

Rk	Name	Team	GP	Total	Avg
1	RUDELLE J	USA	6	5	0.8
1	THOMAS M	CAN	6	5	0.8
3	HUITZING I	NED	6	3	0.5
3	STEWART S	AUS	6	3	0.5
3	TESCH L	AUS	6	3	0.5
3	van OOSTROM E	NED	6	3	0.5
7	MARTINS LS	BRA	5	2	0.4
8	FU Y	CHN	7	2	0.3
9	O'KELLY-KENNEDY K	AUS	4	1	0.3
9	SCHNEIDER N	USA	3	1	0.3

### STEALS

Rk	Name	Team	GP	Total	Avg
1	TESCH L	AUS	6	19	3.2
2	FU Y	CHN	7	18	2.6
3	THOMAS M	CAN	6	15	2.5
4	GAUCI K	AUS	6	14	2.3
4	RIPP C	USA	6	14	2.3
6	AMIMOTO M	JPN	6	13	2.2
6	KORVER C	NED	6	13	2.2
8	RUDELLE J	USA	6	11	1.8
8	van OOSTROM E	NED	6	11	1.8
10	MOHNEN M	GER	6	10	1.7

### TURNOVERS

Rk	Name	Team	GP	Total	Avg
1	MORAES J	BRA	5	40	8.0
2	VAZQUEZ D. L	MEX	5	25	5.0
3	TORRES LOPEZ R	MEX	5	21	4.2
4	MARTINS LS	BRA	5	19	3.8
5	FU Y	CHN	7	23	3.3
6	GAUCI K	AUS	6	20	3.3
7	REIS C	BRA	5	16	3.2
8	LIU M	CHN	7	21	3.0
9	FERGUSON T	CAN	3	9	3.0
10	KORVER C	NED	6	17	2.8

1 more players tied

**INDIVIDUAL STATISTICS** As of 15 SEP 2008

个人技术统计

**TOTAL FIELD GOALS % (8 attempts/game minimum)**

Rk	Name	Team	GP	M/A	%
1	CRISPIN C	AUS	6	35/60	58.3
2	McLACHLAN J	CAN	6	26/49	53.1
3	BUTTERBRODT M	GER	6	24/46	52.2
4	MOHNEN M	GER	6	47/98	48.0
5	TESCH L	AUS	6	29/62	46.8
6	TAKUBO I	JPN	6	40/88	45.5
7	GONZALES L	USA	6	20/45	44.4
8	van OOSTROM E	NED	6	38/90	42.2
9	WHEELER S	USA	6	19/45	42.2
10	FU Y	CHN	7	47/114	41.2

**TOTAL FIELD GOALS MADE**

Rk	Name	Team	GP	Total	Avg
1	MOHNEN M	GER	6	47	7.8
2	VAZQUEZ D. L	MEX	5	38	7.6
3	AMIMOTO M	JPN	6	41	6.8
4	FU Y	CHN	7	47	6.7
5	TAKUBO I	JPN	6	40	6.7
6	van OOSTROM E	NED	6	38	6.3
7	CRISPIN C	AUS	6	35	5.8
8	RUDELL J	USA	6	31	5.2
8	THOMAS M	CAN	6	31	5.2
10	TESCH L	AUS	6	29	4.8

**2 POINTS FIELD GOALS % (6 attempts/game minimum)**

Rk	Name	Team	GP	M/A	%
1	CRISPIN C	AUS	6	35/56	62.5
2	BUTTERBRODT M	GER	6	24/44	54.5
3	McLACHLAN J	CAN	6	25/46	54.3
4	MOHNEN M	GER	6	47/94	50.0
5	TESCH L	AUS	6	29/60	48.3
6	ZEYEN A	GER	6	18/39	46.2
7	LI Y	CHN	6	15/33	45.5
8	VAZQUEZ D. L	MEX	5	34/75	45.3
9	TAKUBO I	JPN	6	39/87	44.8
10	GONZALES L	USA	6	20/45	44.4

**2 POINTS FIELD GOALS MADE**

Rk	Name	Team	GP	Total	Avg
1	MOHNEN M	GER	6	47	7.8
2	VAZQUEZ D. L	MEX	5	34	6.8
3	FU Y	CHN	7	47	6.7
4	AMIMOTO M	JPN	6	39	6.5
4	TAKUBO I	JPN	6	39	6.5
6	van OOSTROM E	NED	6	37	6.2
7	CRISPIN C	AUS	6	35	5.8
8	RUDELL J	USA	6	30	5.0
8	THOMAS M	CAN	6	30	5.0
10	TESCH L	AUS	6	29	4.8

**3 POINTS FIELD GOALS % (2 attempts/game minimum)**

Rk	Name	Team	GP	M/A	%
1	GARCIA AMADOR W	MEX	5	3/9	33.3
2	HUITZING I	NED	6	2/10	20.0
3	MASHIKO M	JPN	6	2/11	18.2
4	VAZQUEZ D. L	MEX	5	4/24	16.7
5	AMIMOTO M	JPN	6	2/12	16.7
6	THOMAS M	CAN	6	1/10	10.0
7	MORAES J	BRA	5	0/12	0.0

**3 POINTS FIELD GOALS MADE**

Rk	Name	Team	GP	Total	Avg
1	VAZQUEZ D. L	MEX	5	4	0.8
2	GARCIA AMADOR W	MEX	5	3	0.6
3	AMIMOTO M	JPN	6	2	0.3
3	HUITZING I	NED	6	2	0.3
3	MASHIKO M	JPN	6	2	0.3
6	HARNOCK K	CAN	6	1	0.2
6	McLACHLAN J	CAN	6	1	0.2
6	RIPP C	USA	6	1	0.2
6	RUDELL J	USA	6	1	0.2
6	TAKUBO I	JPN	6	1	0.2

**FREE THROWS % (3 attempts/game minimum)**

Rk	Name	Team	GP	M/A	%
1	MOHNEN M	GER	6	10/15	66.7
2	THOMAS M	CAN	6	18/28	64.3
3	TAKUBO I	JPN	6	12/20	60.0
3	WHEELER S	USA	6	12/20	60.0
5	RUDELL J	USA	6	11/19	57.9
6	AMIMOTO M	JPN	6	31/57	54.4
7	RIPP C	USA	6	16/31	51.6
8	VAZQUEZ D. L	MEX	5	15/30	50.0
9	BUTTERBRODT M	GER	6	15/31	48.4
10	MORAES J	BRA	5	12/26	46.2

**FREE THROWS MADE**

Rk	Name	Team	GP	Total	Avg
1	AMIMOTO M	JPN	6	31	5.2
2	THOMAS M	CAN	6	18	3.0
3	VAZQUEZ D. L	MEX	5	15	3.0
4	RIPP C	USA	6	16	2.7
5	BUTTERBRODT M	GER	6	15	2.5
6	MORAES J	BRA	5	12	2.4
7	TAKUBO I	JPN	6	12	2.0
7	WHEELER S	USA	6	12	2.0
9	RUDELL J	USA	6	11	1.8
10	MOHNEN M	GER	6	10	1.7

2 more players tied

**Note:**

All Players eligible for these statistics must have played at least 50% of all games

**Legend:**

% Shooting Percentage      Avg Average per Game      Def Defensive Rebounds      GP Games Played  
M/A Made/Attempt      Off Offensive Rebounds      Rk Rank



## INDIVIDUAL STATISTICS As of 15 SEP 2008

个人技术统计

### POINTS (by average)

Rk	Name	Team	GP	Total	Avg
1	AMIMOTO M	JPN	6	115	19.2
2	VAZQUEZ D. L	MEX	5	95	19.0
3	MOHNEN M	GER	6	104	17.3
4	TAKUBO I	JPN	6	93	15.5
5	FU Y	CHN	7	98	14.0
6	CRISPIN C	AUS	6	77	12.8
7	van OOSTROM E	NED	7	87	12.4
8	RUDELL J	USA	6	74	12.3
9	MORAES J	BRA	5	60	12.0
10	THOMAS M	CAN	7	83	11.9

### POINTS (by total)

Rk	Name	Team	GP	Avg	Total
1	AMIMOTO M	JPN	6	19.2	115
2	MOHNEN M	GER	6	17.3	104
3	FU Y	CHN	7	14.0	98
4	VAZQUEZ D. L	MEX	5	19.0	95
5	TAKUBO I	JPN	6	15.5	93
6	van OOSTROM E	NED	7	12.4	87
7	THOMAS M	CAN	7	11.9	83
8	CRISPIN C	AUS	6	12.8	77
9	RUDELL J	USA	6	12.3	74
10	HUITZING I	NED	7	10.0	70

### REBOUNDS

Rk	Name	Team	GP	Off	Def	Total	Avg
1	FU Y	CHN	7	20	82	102	14.6
2	VAZQUEZ D. L	MEX	5	10	47	57	11.4
3	MOHNEN M	GER	6	12	51	63	10.5
4	THOMAS M	CAN	7	11	54	65	9.3
5	BUTTERBRODT M	GER	6	6	49	55	9.2
5	TAKUBO I	JPN	6	12	43	55	9.2
7	TESCH L	AUS	6	15	39	54	9.0
8	REIS C	BRA	5	10	30	40	8.0
9	MARTINS LS	BRA	5	7	32	39	7.8
10	WAGER S	GBR	7	7	47	54	7.7

### ASSISTS

Rk	Name	Team	GP	Total	Avg
1	MORAES J	BRA	5	30	6.0
2	GAUCI K	AUS	6	23	3.8
2	MASHIKO M	JPN	6	23	3.8
4	VAZQUEZ D. L	MEX	5	19	3.8
5	RIPP C	USA	6	21	3.5
6	MOHNEN M	GER	6	19	3.2
7	STRANGE C	GBR	7	20	2.9
8	AMIMOTO M	JPN	6	16	2.7
8	BUTTERBRODT M	GER	6	16	2.7
10	CAO Q	CHN	6	15	2.5

1 more players tied

### BLOCKED SHOTS

Rk	Name	Team	GP	Total	Avg
1	RUDELL J	USA	6	5	0.8
2	THOMAS M	CAN	7	5	0.7
3	STEWART S	AUS	6	3	0.5
3	TESCH L	AUS	6	3	0.5
5	HUITZING I	NED	7	3	0.4
5	van OOSTROM E	NED	7	3	0.4
7	MARTINS LS	BRA	5	2	0.4
8	FU Y	CHN	7	2	0.3
9	O'KELLY-KENNEDY K	AUS	4	1	0.3
9	SCHNEIDER N	USA	3	1	0.3

### FOULS ON

Rk	Name	Team	GP	Total	Avg
1	AMIMOTO M	JPN	6	43	7.2
2	MORAES J	BRA	5	31	6.2
3	VAZQUEZ D. L	MEX	5	30	6.0
4	BUTTERBRODT M	GER	6	32	5.3
5	TAKUBO I	JPN	6	28	4.7
6	FU Y	CHN	7	27	3.9
7	BENOIT C	CAN	7	25	3.6
8	CHAPLIN S	AUS	6	21	3.5
8	GAUCI K	AUS	6	21	3.5
10	THOMAS M	CAN	7	24	3.4

### STEALS

Rk	Name	Team	GP	Total	Avg
1	TESCH L	AUS	6	19	3.2
2	FU Y	CHN	7	18	2.6
3	THOMAS M	CAN	7	16	2.3
4	GAUCI K	AUS	6	14	2.3
4	RIPP C	USA	6	14	2.3
6	AMIMOTO M	JPN	6	13	2.2
7	KORVER C	NED	7	14	2.0
8	RUDELL J	USA	6	11	1.8
9	MOHNEN M	GER	6	10	1.7
10	van OOSTROM E	NED	7	11	1.6

### TURNOVERS

Rk	Name	Team	GP	Total	Avg
1	MORAES J	BRA	5	40	8.0
2	VAZQUEZ D. L	MEX	5	25	5.0
3	TORRES LOPEZ R	MEX	5	21	4.2
4	MARTINS LS	BRA	5	19	3.8
5	FU Y	CHN	7	23	3.3
6	GAUCI K	AUS	6	20	3.3
7	FERGUSON T	CAN	4	13	3.3
8	REIS C	BRA	5	16	3.2
9	LIU M	CHN	7	21	3.0
10	ZEYEN A	GER	6	17	2.8



**INDIVIDUAL STATISTICS** As of 15 SEP 2008

个人技术统计

**TOTAL FIELD GOALS % (8 attempts/game minimum)**

Rk	Name	Team	GP	M/A	%
1	CRISPIN C	AUS	6	35/60	58.3
2	BUTTERBRODT M	GER	6	24/46	52.2
3	MOHNEN M	GER	6	47/98	48.0
4	TESCH L	AUS	6	29/62	46.8
5	TAKUBO I	JPN	6	40/88	45.5
6	GONZALES L	USA	6	20/45	44.4
7	WHEELER S	USA	6	19/45	42.2
8	BENOIT C	CAN	7	25/60	41.7
9	FU Y	CHN	7	47/114	41.2
10	STEWART S	AUS	6	21/52	40.4

**TOTAL FIELD GOALS MADE**

Rk	Name	Team	GP	Total	Avg
1	MOHNEN M	GER	6	47	7.8
2	VAZQUEZ D. L	MEX	5	38	7.6
3	AMIMOTO M	JPN	6	41	6.8
4	FU Y	CHN	7	47	6.7
5	TAKUBO I	JPN	6	40	6.7
6	CRISPIN C	AUS	6	35	5.8
7	van OOSTROM E	NED	7	38	5.4
8	RUDELL J	USA	6	31	5.2
9	TESCH L	AUS	6	29	4.8
10	MORAES J	BRA	5	24	4.8

**2 POINTS FIELD GOALS % (6 attempts/game minimum)**

Rk	Name	Team	GP	M/A	%
1	CRISPIN C	AUS	6	35/56	62.5
2	BUTTERBRODT M	GER	6	24/44	54.5
3	McLACHLAN J	CAN	7	26/48	54.2
4	MOHNEN M	GER	6	47/94	50.0
5	TESCH L	AUS	6	29/60	48.3
6	ZEYEN A	GER	6	18/39	46.2
7	LI Y	CHN	6	15/33	45.5
8	VAZQUEZ D. L	MEX	5	34/75	45.3
9	TAKUBO I	JPN	6	39/87	44.8
10	GONZALES L	USA	6	20/45	44.4

**2 POINTS FIELD GOALS MADE**

Rk	Name	Team	GP	Total	Avg
1	MOHNEN M	GER	6	47	7.8
2	VAZQUEZ D. L	MEX	5	34	6.8
3	FU Y	CHN	7	47	6.7
4	AMIMOTO M	JPN	6	39	6.5
4	TAKUBO I	JPN	6	39	6.5
6	CRISPIN C	AUS	6	35	5.8
7	van OOSTROM E	NED	7	37	5.3
8	RUDELL J	USA	6	30	5.0
9	TESCH L	AUS	6	29	4.8
10	MORAES J	BRA	5	24	4.8

**3 POINTS FIELD GOALS % (2 attempts/game minimum)**

Rk	Name	Team	GP	M/A	%
1	GARCIA AMADOR W	MEX	5	3/9	33.3
2	MASHIKO M	JPN	6	2/11	18.2
3	VAZQUEZ D. L	MEX	5	4/24	16.7
4	AMIMOTO M	JPN	6	2/12	16.7
4	HUITZING I	NED	7	2/12	16.7
6	MORAES J	BRA	5	0/12	0.0

**3 POINTS FIELD GOALS MADE**

Rk	Name	Team	GP	Total	Avg
1	VAZQUEZ D. L	MEX	5	4	0.8
2	GARCIA AMADOR W	MEX	5	3	0.6
3	AMIMOTO M	JPN	6	2	0.3
3	HUITZING I	NED	7	2	0.3
3	MASHIKO M	JPN	6	2	0.3
6	PETTINICCHI S	CAN	6	1	0.2
6	RIPP C	USA	6	1	0.2
6	RUDELL J	USA	6	1	0.2
6	TAKUBO I	JPN	6	1	0.2
10	CHEN D	CHN	7	1	0.1

**FREE THROWS % (3 attempts/game minimum)**

Rk	Name	Team	GP	M/A	%
1	MOHNEN M	GER	6	10/15	66.7
2	THOMAS M	CAN	7	18/28	64.3
3	TAKUBO I	JPN	6	12/20	60.0
3	WHEELER S	USA	6	12/20	60.0
5	RUDELL J	USA	6	11/19	57.9
6	AMIMOTO M	JPN	6	31/57	54.4
7	RIPP C	USA	6	16/31	51.6
8	VAZQUEZ D. L	MEX	5	15/30	50.0
9	BUTTERBRODT M	GER	6	15/31	48.4
10	MORAES J	BRA	5	12/26	46.2

**FREE THROWS MADE**

Rk	Name	Team	GP	Total	Avg
1	AMIMOTO M	JPN	6	31	5.2
2	VAZQUEZ D. L	MEX	5	15	3.0
3	RIPP C	USA	6	16	2.7
4	THOMAS M	CAN	7	18	2.6
5	BUTTERBRODT M	GER	6	15	2.5
6	MORAES J	BRA	5	12	2.4
7	TAKUBO I	JPN	6	12	2.0
7	WHEELER S	USA	6	12	2.0
9	RUDELL J	USA	6	11	1.8
10	MOHNEN M	GER	6	10	1.7

5 more players tied

**Note:**

All Players eligible for these statistics must have played at least 50% of all games

**Legend:**

%	Shooting Percentage	<b>Avg</b>	Average per Game	<b>Def</b>	Defensive Rebounds	<b>GP</b>	Games Played
M/A	Made/Attempt	<b>Off</b>	Offensive Rebounds	<b>Rk</b>	Rank		

## INDIVIDUAL STATISTICS As of 15 SEP 2008

个人技术统计

### POINTS (by average)

Rk	Name	Team	GP	Total	Avg
1	AMIMOTO M	JPN	7	133	19.0
2	VAZQUEZ D. L	MEX	5	95	19.0
3	MOHNEN M	GER	6	104	17.3
4	TAKUBO I	JPN	7	107	15.3
5	FU Y	CHN	7	98	14.0
6	CRISPIN C	AUS	7	87	12.4
6	van OOSTROM E	NED	7	87	12.4
8	RUDELLE J	USA	6	74	12.3
9	MORAES J	BRA	5	60	12.0
10	THOMAS M	CAN	7	83	11.9

### POINTS (by total)

Rk	Name	Team	GP	Avg	Total
1	AMIMOTO M	JPN	7	19.0	133
2	TAKUBO I	JPN	7	15.3	107
3	MOHNEN M	GER	6	17.3	104
4	FU Y	CHN	7	14.0	98
5	VAZQUEZ D. L	MEX	5	19.0	95
6	CRISPIN C	AUS	7	12.4	87
6	van OOSTROM E	NED	7	12.4	87
8	THOMAS M	CAN	7	11.9	83
9	TESCH L	AUS	7	11.1	78
10	RUDELLE J	USA	6	12.3	74

### REBOUNDS

Rk	Name	Team	GP	Off	Def	Total	Avg
1	FU Y	CHN	7	20	82	102	14.6
2	VAZQUEZ D. L	MEX	5	10	47	57	11.4
3	MOHNEN M	GER	6	12	51	63	10.5
4	TESCH L	AUS	7	16	52	68	9.7
5	TAKUBO I	JPN	7	17	50	67	9.6
6	THOMAS M	CAN	7	11	54	65	9.3
7	BUTTERBRODT M	GER	6	6	49	55	9.2
8	REIS C	BRA	5	10	30	40	8.0
9	MARTINS LS	BRA	5	7	32	39	7.8
10	WAGER S	GBR	7	7	47	54	7.7

### ASSISTS

Rk	Name	Team	GP	Total	Avg
1	MORAES J	BRA	5	30	6.0
2	GAUCI K	AUS	7	27	3.9
3	VAZQUEZ D. L	MEX	5	19	3.8
4	RIPP C	USA	6	21	3.5
5	MASHIKO M	JPN	7	23	3.3
6	MOHNEN M	GER	6	19	3.2
7	STRANGE C	GBR	7	20	2.9
8	AMIMOTO M	JPN	7	19	2.7
9	BUTTERBRODT M	GER	6	16	2.7
10	CAO Q	CHN	6	15	2.5

1 more players tied

### BLOCKED SHOTS

Rk	Name	Team	GP	Total	Avg
1	RUDELLE J	USA	6	5	0.8
2	THOMAS M	CAN	7	5	0.7
3	HUITZING I	NED	7	3	0.4
3	STEWART S	AUS	7	3	0.4
3	TESCH L	AUS	7	3	0.4
3	van OOSTROM E	NED	7	3	0.4
7	MARTINS LS	BRA	5	2	0.4
8	FU Y	CHN	7	2	0.3
9	O'KELLY-KENNEDY K	AUS	4	1	0.3
9	SCHNEIDER N	USA	3	1	0.3

### FOULS ON

Rk	Name	Team	GP	Total	Avg
1	AMIMOTO M	JPN	7	49	7.0
2	MORAES J	BRA	5	31	6.2
3	VAZQUEZ D. L	MEX	5	30	6.0
4	BUTTERBRODT M	GER	6	32	5.3
5	TAKUBO I	JPN	7	35	5.0
6	FU Y	CHN	7	27	3.9
7	BENOIT C	CAN	7	25	3.6
7	GAUCI K	AUS	7	25	3.6
9	CHAPLIN S	AUS	7	24	3.4
9	THOMAS M	CAN	7	24	3.4

### STEALS

Rk	Name	Team	GP	Total	Avg
1	TESCH L	AUS	7	22	3.1
2	FU Y	CHN	7	18	2.6
3	AMIMOTO M	JPN	7	16	2.3
3	THOMAS M	CAN	7	16	2.3
5	RIPP C	USA	6	14	2.3
6	GAUCI K	AUS	7	15	2.1
7	KORVER C	NED	7	14	2.0
8	RUDELLE J	USA	6	11	1.8
9	MOHNEN M	GER	6	10	1.7
10	van OOSTROM E	NED	7	11	1.6

### TURNOVERS

Rk	Name	Team	GP	Total	Avg
1	MORAES J	BRA	5	40	8.0
2	VAZQUEZ D. L	MEX	5	25	5.0
3	TORRES LOPEZ R	MEX	5	21	4.2
4	GAUCI K	AUS	7	28	4.0
5	MARTINS LS	BRA	5	19	3.8
6	FU Y	CHN	7	23	3.3
7	FERGUSON T	CAN	4	13	3.3
8	REIS C	BRA	5	16	3.2
9	LIU M	CHN	7	21	3.0
10	ZEYEN A	GER	6	17	2.8

**INDIVIDUAL STATISTICS** As of 15 SEP 2008

个人技术统计

**TOTAL FIELD GOALS % (8 attempts/game minimum)**

Rk	Name	Team	GP	M/A	%
1	CRISPIN C	AUS	7	40/72	55.6
2	BUTTERBRODT M	GER	6	24/46	52.2
3	TESCH L	AUS	7	37/73	50.7
4	MOHNEN M	GER	6	47/98	48.0
5	GONZALES L	USA	6	20/45	44.4
6	WHEELER S	USA	6	19/45	42.2
7	TAKUBO I	JPN	7	46/110	41.8
8	BENOIT C	CAN	7	25/60	41.7
8	STEWART S	AUS	7	25/60	41.7
10	FU Y	CHN	7	47/114	41.2

**TOTAL FIELD GOALS MADE**

Rk	Name	Team	GP	Total	Avg
1	MOHNEN M	GER	6	47	7.8
2	VAZQUEZ D. L	MEX	5	38	7.6
3	AMIMOTO M	JPN	7	47	6.7
3	FU Y	CHN	7	47	6.7
5	TAKUBO I	JPN	7	46	6.6
6	CRISPIN C	AUS	7	40	5.7
7	van OOSTROM E	NED	7	38	5.4
8	TESCH L	AUS	7	37	5.3
9	RUDELLE J	USA	6	31	5.2
10	MORAES J	BRA	5	24	4.8

**2 POINTS FIELD GOALS % (6 attempts/game minimum)**

Rk	Name	Team	GP	M/A	%
1	CRISPIN C	AUS	7	40/68	58.8
2	BUTTERBRODT M	GER	6	24/44	54.5
3	McLACHLAN J	CAN	7	26/48	54.2
4	TESCH L	AUS	7	37/71	52.1
5	MOHNEN M	GER	6	47/94	50.0
6	ZEYEN A	GER	6	18/39	46.2
7	LI Y	CHN	6	15/33	45.5
8	VAZQUEZ D. L	MEX	5	34/75	45.3
9	GONZALES L	USA	6	20/45	44.4
10	HOFFMAN C	USA	6	16/36	44.4

**2 POINTS FIELD GOALS MADE**

Rk	Name	Team	GP	Total	Avg
1	MOHNEN M	GER	6	47	7.8
2	VAZQUEZ D. L	MEX	5	34	6.8
3	FU Y	CHN	7	47	6.7
4	AMIMOTO M	JPN	7	45	6.4
4	TAKUBO I	JPN	7	45	6.4
6	CRISPIN C	AUS	7	40	5.7
7	TESCH L	AUS	7	37	5.3
7	van OOSTROM E	NED	7	37	5.3
9	RUDELLE J	USA	6	30	5.0
10	MORAES J	BRA	5	24	4.8

**3 POINTS FIELD GOALS % (2 attempts/game minimum)**

Rk	Name	Team	GP	M/A	%
1	GARCIA AMADOR W	MEX	5	3/9	33.3
2	MASHIKO M	JPN	7	3/13	23.1
3	VAZQUEZ D. L	MEX	5	4/24	16.7
4	AMIMOTO M	JPN	7	2/12	16.7
4	HUITZING I	NED	7	2/12	16.7
6	MORAES J	BRA	5	0/12	0.0

**3 POINTS FIELD GOALS MADE**

Rk	Name	Team	GP	Total	Avg
1	VAZQUEZ D. L	MEX	5	4	0.8
2	GARCIA AMADOR W	MEX	5	3	0.6
3	MASHIKO M	JPN	7	3	0.4
4	AMIMOTO M	JPN	7	2	0.3
4	HUITZING I	NED	7	2	0.3
6	PETTINICCHI S	CAN	6	1	0.2
6	RIPP C	USA	6	1	0.2
6	RUDELLE J	USA	6	1	0.2
6	SOEDA T	JPN	6	1	0.2
10	CHEN D	CHN	7	1	0.1

**FREE THROWS % (3 attempts/game minimum)**

Rk	Name	Team	GP	M/A	%
1	MOHNEN M	GER	6	10/15	66.7
2	THOMAS M	CAN	7	18/28	64.3
3	WHEELER S	USA	6	12/20	60.0
4	RUDELLE J	USA	6	11/19	57.9
5	AMIMOTO M	JPN	7	37/65	56.9
6	TAKUBO I	JPN	7	14/25	56.0
7	RIPP C	USA	6	16/31	51.6
8	VAZQUEZ D. L	MEX	5	15/30	50.0
9	BUTTERBRODT M	GER	6	15/31	48.4
10	MORAES J	BRA	5	12/26	46.2

**FREE THROWS MADE**

Rk	Name	Team	GP	Total	Avg
1	AMIMOTO M	JPN	7	37	5.3
2	VAZQUEZ D. L	MEX	5	15	3.0
3	RIPP C	USA	6	16	2.7
4	THOMAS M	CAN	7	18	2.6
5	BUTTERBRODT M	GER	6	15	2.5
6	MORAES J	BRA	5	12	2.4
7	TAKUBO I	JPN	7	14	2.0
8	WHEELER S	USA	6	12	2.0
9	RUDELLE J	USA	6	11	1.8
10	MOHNEN M	GER	6	10	1.7

7 more players tied

**Note:**

All Players eligible for these statistics must have played at least 50% of all games

**Legend:**

%	Shooting Percentage	Avg	Average per Game	Def	Defensive Rebounds	GP	Games Played
M/A	Made/Attempt	Off	Offensive Rebounds	Rk	Rank		



## INDIVIDUAL STATISTICS As of 15 SEP 2008

个人技术统计

### POINTS (by average)

Rk	Name	Team	GP	Total	Avg
1	AMIMOTO M	JPN	7	133	19.0
2	VAZQUEZ D. L	MEX	5	95	19.0
3	MOHNEN M	GER	7	117	16.7
4	TAKUBO I	JPN	7	107	15.3
5	FU Y	CHN	7	98	14.0
6	CRISPIN C	AUS	7	87	12.4
6	van OOSTROM E	NED	7	87	12.4
8	MORAES J	BRA	5	60	12.0
9	THOMAS M	CAN	7	83	11.9
10	TESCH L	AUS	7	78	11.1

### POINTS (by total)

Rk	Name	Team	GP	Avg	Total
1	AMIMOTO M	JPN	7	19.0	133
2	MOHNEN M	GER	7	16.7	117
3	TAKUBO I	JPN	7	15.3	107
4	FU Y	CHN	7	14.0	98
5	VAZQUEZ D. L	MEX	5	19.0	95
6	CRISPIN C	AUS	7	12.4	87
6	van OOSTROM E	NED	7	12.4	87
8	THOMAS M	CAN	7	11.9	83
9	TESCH L	AUS	7	11.1	78
10	RUDELLE J	USA	7	10.9	76

### REBOUNDS

Rk	Name	Team	GP	Off	Def	Total	Avg
1	FU Y	CHN	7	20	82	102	14.6
2	VAZQUEZ D. L	MEX	5	10	47	57	11.4
3	MOHNEN M	GER	7	13	63	76	10.9
4	TESCH L	AUS	7	16	52	68	9.7
5	TAKUBO I	JPN	7	17	50	67	9.6
6	BUTTERBRODT M	GER	7	9	56	65	9.3
6	THOMAS M	CAN	7	11	54	65	9.3
8	REIS C	BRA	5	10	30	40	8.0
9	MARTINS LS	BRA	5	7	32	39	7.8
10	WAGER S	GBR	7	7	47	54	7.7

### ASSISTS

Rk	Name	Team	GP	Total	Avg
1	MORAES J	BRA	5	30	6.0
2	GAUCI K	AUS	7	27	3.9
3	VAZQUEZ D. L	MEX	5	19	3.8
4	RIPP C	USA	7	25	3.6
5	MASHIKO M	JPN	7	23	3.3
6	MOHNEN M	GER	7	22	3.1
7	STRANGE C	GBR	7	20	2.9
8	AMIMOTO M	JPN	7	19	2.7
8	BUTTERBRODT M	GER	7	19	2.7
10	CAO Q	CHN	6	15	2.5

### FOULS ON

Rk	Name	Team	GP	Total	Avg
1	AMIMOTO M	JPN	7	49	7.0
2	MORAES J	BRA	5	31	6.2
3	VAZQUEZ D. L	MEX	5	30	6.0
4	BUTTERBRODT M	GER	7	35	5.0
4	TAKUBO I	JPN	7	35	5.0
6	FU Y	CHN	7	27	3.9
7	BENOIT C	CAN	7	25	3.6
7	GAUCI K	AUS	7	25	3.6
9	CHAPLIN S	AUS	7	24	3.4
9	RIPP C	USA	7	24	3.4

1 more players tied

### BLOCKED SHOTS

Rk	Name	Team	GP	Total	Avg
1	RUDELLE J	USA	7	5	0.7
1	THOMAS M	CAN	7	5	0.7
3	HUITZING I	NED	7	3	0.4
3	STEWART S	AUS	7	3	0.4
3	TESCH L	AUS	7	3	0.4
3	van OOSTROM E	NED	7	3	0.4
7	MARTINS LS	BRA	5	2	0.4
8	FU Y	CHN	7	2	0.3
8	MOHNEN M	GER	7	2	0.3
10	O'KELLY-KENNEDY K	AUS	4	1	0.3

1 more players tied

### STEALS

Rk	Name	Team	GP	Total	Avg
1	TESCH L	AUS	7	22	3.1
2	FU Y	CHN	7	18	2.6
3	RIPP C	USA	7	17	2.4
4	AMIMOTO M	JPN	7	16	2.3
4	THOMAS M	CAN	7	16	2.3
6	GAUCI K	AUS	7	15	2.1
7	KORVER C	NED	7	14	2.0
8	MOHNEN M	GER	7	11	1.6
8	RUDELLE J	USA	7	11	1.6
8	van OOSTROM E	NED	7	11	1.6

### TURNOVERS

Rk	Name	Team	GP	Total	Avg
1	MORAES J	BRA	5	40	8.0
2	VAZQUEZ D. L	MEX	5	25	5.0
3	TORRES LOPEZ R	MEX	5	21	4.2
4	GAUCI K	AUS	7	28	4.0
5	MARTINS LS	BRA	5	19	3.8
6	FU Y	CHN	7	23	3.3
7	FERGUSON T	CAN	4	13	3.3
8	REIS C	BRA	5	16	3.2
9	ZEYEN A	GER	7	22	3.1
10	LIU M	CHN	7	21	3.0



**INDIVIDUAL STATISTICS** As of 15 SEP 2008

个人技术统计

**TOTAL FIELD GOALS % (8 attempts/game minimum)**

Rk	Name	Team	GP	M/A	%
1	CRISPIN C	AUS	7	40/72	55.6
2	TESCH L	AUS	7	37/73	50.7
3	MOHNEN M	GER	7	53/110	48.2
4	BUTTERBRODT M	GER	7	27/56	48.2
5	TAKUBO I	JPN	7	46/110	41.8
6	BENOIT C	CAN	7	25/60	41.7
6	STEWART S	AUS	7	25/60	41.7
8	FU Y	CHN	7	47/114	41.2
9	CHAPLIN S	AUS	7	22/55	40.0
10	RIPP C	USA	7	24/61	39.3

**TOTAL FIELD GOALS MADE**

Rk	Name	Team	GP	Total	Avg
1	MOHNEN M	GER	7	53	7.6
2	VAZQUEZ D. L	MEX	5	38	7.6
3	AMIMOTO M	JPN	7	47	6.7
3	FU Y	CHN	7	47	6.7
5	TAKUBO I	JPN	7	46	6.6
6	CRISPIN C	AUS	7	40	5.7
7	van OOSTROM E	NED	7	38	5.4
8	TESCH L	AUS	7	37	5.3
9	MORAES J	BRA	5	24	4.8
10	RUDELL J	USA	7	32	4.6

1 more players tied

**2 POINTS FIELD GOALS MADE**

Rk	Name	Team	GP	Total	Avg
1	MOHNEN M	GER	7	53	7.6
2	VAZQUEZ D. L	MEX	5	34	6.8
3	FU Y	CHN	7	47	6.7
4	AMIMOTO M	JPN	7	45	6.4
4	TAKUBO I	JPN	7	45	6.4
6	CRISPIN C	AUS	7	40	5.7
7	TESCH L	AUS	7	37	5.3
7	van OOSTROM E	NED	7	37	5.3
9	MORAES J	BRA	5	24	4.8
10	RUDELL J	USA	7	31	4.4

1 more players tied

**3 POINTS FIELD GOALS MADE**

Rk	Name	Team	GP	Total	Avg
1	VAZQUEZ D. L	MEX	5	4	0.8
2	GARCIA AMADOR W	MEX	5	3	0.6
3	MASHIKO M	JPN	7	3	0.4
4	AMIMOTO M	JPN	7	2	0.3
4	HUITZING I	NED	7	2	0.3
4	RIPP C	USA	7	2	0.3
7	PETTINICCHI S	CAN	6	1	0.2
7	SCHUNEMANN G	GER	6	1	0.2
7	SOEDA T	JPN	6	1	0.2
10	CHEN D	CHN	7	1	0.1

8 more players tied

**FREE THROWS MADE**

Rk	Name	Team	GP	Total	Avg
1	AMIMOTO M	JPN	7	37	5.3
2	VAZQUEZ D. L	MEX	5	15	3.0
3	RIPP C	USA	7	19	2.7
4	THOMAS M	CAN	7	18	2.6
5	MORAES J	BRA	5	12	2.4
6	BUTTERBRODT M	GER	7	15	2.1
7	TAKUBO I	JPN	7	14	2.0
8	WHEELER S	USA	7	13	1.9
9	MOHNEN M	GER	7	11	1.6
9	RUDELL J	USA	7	11	1.6

**2 POINTS FIELD GOALS % (6 attempts/game minimum)**

Rk	Name	Team	GP	M/A	%
1	CRISPIN C	AUS	7	40/68	58.8
2	McLACHLAN J	CAN	7	26/48	54.2
3	TESCH L	AUS	7	37/71	52.1
4	MOHNEN M	GER	7	53/106	50.0
5	BUTTERBRODT M	GER	7	27/54	50.0
6	LI Y	CHN	6	15/33	45.5
7	VAZQUEZ D. L	MEX	5	34/75	45.3
8	GONZALES L	USA	7	22/49	44.9
9	BENOIT C	CAN	7	25/57	43.8
10	HUITZING I	NED	7	29/67	43.3

**3 POINTS FIELD GOALS % (2 attempts/game minimum)**

Rk	Name	Team	GP	M/A	%
1	GARCIA AMADOR W	MEX	5	3/9	33.3
2	MASHIKO M	JPN	7	3/13	23.1
3	VAZQUEZ D. L	MEX	5	4/24	16.7
4	AMIMOTO M	JPN	7	2/12	16.7
4	HUITZING I	NED	7	2/12	16.7
6	MORAES J	BRA	5	0/12	0.0

**FREE THROWS % (3 attempts/game minimum)**

Rk	Name	Team	GP	M/A	%
1	THOMAS M	CAN	7	18/28	64.3
2	WHEELER S	USA	7	13/22	59.1
3	RUDELL J	USA	7	11/19	57.9
4	AMIMOTO M	JPN	7	37/65	56.9
5	TAKUBO I	JPN	7	14/25	56.0
6	RIPP C	USA	7	19/36	52.8
7	VAZQUEZ D. L	MEX	5	15/30	50.0
8	BUTTERBRODT M	GER	7	15/31	48.4
9	MORAES J	BRA	5	12/26	46.2
10	van OOSTROM E	NED	7	10/23	43.5

**Note:**

All Players eligible for these statistics must have played at least 50% of all games

**Legend:**

% Shooting Percentage      Avg Average per Game      Def Defensive Rebounds      GP Games Played  
M/A Made/Attempt      Off Offensive Rebounds      Rk Rank





INDIVIDUAL STATISTICS As of 7 SEP 2008

个人技术统计

POINTS (by average)

Rk	Name	Team	GP	Total	Avg
1	MOHNEN M	GER	1	23	23.0
2	VAZQUEZ D. L	MEX	1	21	21.0
2	van OOSTROM E	NED	1	21	21.0
4	FU Y	CHN	1	20	20.0
4	HUITZING I	NED	1	20	20.0
6	AMIMOTO M	JPN	1	16	16.0
6	CRISPIN C	AUS	1	16	16.0
8	CHAPLIN S	AUS	1	11	11.0
8	MASHIKO M	JPN	1	11	11.0
8	MORAES J	BRA	1	11	11.0

1 more players tied

REBOUNDS

Rk	Name	Team	GP	Off	Def	Total	Avg
1	VAZQUEZ D. L	MEX	1	2	15	17	17.0
2	FU Y	CHN	1	3	13	16	16.0
3	van OOSTROM E	NED	1	5	7	12	12.0
4	REIS C	BRA	1	2	9	11	11.0
4	TAKUBO I	JPN	1	5	6	11	11.0
6	BUTTERBRODT M	GER	1	2	8	10	10.0
7	MOHNEN M	GER	1	2	7	9	9.0
8	CRISPIN C	AUS	1	1	7	8	8.0
8	TESCH L	AUS	1	2	6	8	8.0
8	ZHANG S	CHN	1	2	6	8	8.0

FOULS ON

Rk	Name	Team	GP	Total	Avg
1	MORAES J	BRA	1	8	8.0
2	AMIMOTO M	JPN	1	7	7.0
3	VAZQUEZ D. L	MEX	1	6	6.0
4	BUTTERBRODT M	GER	1	5	5.0
4	CHAPLIN S	AUS	1	5	5.0
4	GAUCI K	AUS	1	5	5.0
4	STRANGE C	GBR	1	5	5.0
4	VERSLOOT C	NED	1	5	5.0
9	CAO Q	CHN	1	4	4.0
9	LIU M	CHN	1	4	4.0

STEALS

Rk	Name	Team	GP	Total	Avg
1	KORVER C	NED	1	5	5.0
2	GAUCI K	AUS	1	4	4.0
2	MASHIKO M	JPN	1	4	4.0
4	CAO Q	CHN	1	3	3.0
4	FU Y	CHN	1	3	3.0
4	TAKUBO I	JPN	1	3	3.0
4	TESCH L	AUS	1	3	3.0
8	BETTO Y	JPN	1	2	2.0
8	MOHNEN M	GER	1	2	2.0
8	OOSTERBAAN R	NED	1	2	2.0

2 more players tied

POINTS (by total)

Rk	Name	Team	GP	Avg	Total
1	MOHNEN M	GER	1	23.0	23
2	VAZQUEZ D. L	MEX	1	21.0	21
2	van OOSTROM E	NED	1	21.0	21
4	FU Y	CHN	1	20.0	20
4	HUITZING I	NED	1	20.0	20
6	AMIMOTO M	JPN	1	16.0	16
6	CRISPIN C	AUS	1	16.0	16
8	CHAPLIN S	AUS	1	11.0	11
8	MASHIKO M	JPN	1	11.0	11
8	MORAES J	BRA	1	11.0	11

1 more players tied

ASSISTS

Rk	Name	Team	GP	Total	Avg
1	MORAES J	BRA	1	7	7.0
2	TAKABAYASHI M	JPN	1	5	5.0
3	SEIFERT N	GER	1	4	4.0
3	TESCH L	AUS	1	4	4.0
3	VERSLOOT C	NED	1	4	4.0
3	ZHANG S	CHN	1	4	4.0
7	AMIMOTO M	JPN	1	3	3.0
7	BUTTERBRODT M	GER	1	3	3.0
7	FREEMAN H	GBR	1	3	3.0
7	GAUCI K	AUS	1	3	3.0

7 more players tied

BLOCKED SHOTS

Rk	Name	Team	GP	Total	Avg
1	HUITZING I	NED	1	2	2.0
1	STEWART S	AUS	1	2	2.0
3	DOMASCHENZ M	AUS	1	1	1.0
3	FU Y	CHN	1	1	1.0
3	MOHNEN M	GER	1	1	1.0
3	O'KELLY-KENNEDY K	AUS	1	1	1.0
3	VAZQUEZ D. L	MEX	1	1	1.0
3	ZHANG S	CHN	1	1	1.0

TURNOVERS

Rk	Name	Team	GP	Total	Avg
1	MORAES J	BRA	1	6	6.0
1	TORRES LOPEZ R	MEX	1	6	6.0
3	FREEMAN H	GBR	1	4	4.0
3	FU Y	CHN	1	4	4.0
3	MARTINS LS	BRA	1	4	4.0
3	MASHIKO M	JPN	1	4	4.0
3	TURNER H	GBR	1	4	4.0
3	VAZQUEZ D. L	MEX	1	4	4.0
3	ZHANG S	CHN	1	4	4.0
10	AMIMOTO M	JPN	1	3	3.0

5 more players tied

**INDIVIDUAL STATISTICS** As of 7 SEP 2008

个人技术统计

**TOTAL FIELD GOALS % (8 attempts/game minimum)**

Rk	Name	Team	GP	M/A	%
1	MASHIKO M	JPN	1	5/8	62.5
2	CRISPIN C	AUS	1	8/13	61.5
3	MOHNEN M	GER	1	11/18	61.1
4	van OOSTROM E	NED	1	9/16	56.2
5	FU Y	CHN	1	10/20	50.0
6	KAHL A	GER	1	5/10	50.0
6	MARTINS LS	BRA	1	5/10	50.0
6	STEWART S	AUS	1	5/10	50.0
9	HUITZING I	NED	1	9/19	47.4
10	SCHUNEMANN G	GER	1	4/9	44.4

**TOTAL FIELD GOALS MADE**

Rk	Name	Team	GP	Total	Avg
1	MOHNEN M	GER	1	11	11.0
2	FU Y	CHN	1	10	10.0
3	HUITZING I	NED	1	9	9.0
3	VAZQUEZ D. L	MEX	1	9	9.0
3	van OOSTROM E	NED	1	9	9.0
6	CRISPIN C	AUS	1	8	8.0
7	KAHL A	GER	1	5	5.0
7	MARTINS LS	BRA	1	5	5.0
7	MASHIKO M	JPN	1	5	5.0
7	MORAES J	BRA	1	5	5.0

2 more players tied

**2 POINTS FIELD GOALS MADE**

Rk	Name	Team	GP	Total	Avg
1	MOHNEN M	GER	1	11	11.0
2	FU Y	CHN	1	10	10.0
3	HUITZING I	NED	1	9	9.0
3	van OOSTROM E	NED	1	9	9.0
5	CRISPIN C	AUS	1	8	8.0
5	VAZQUEZ D. L	MEX	1	8	8.0
7	KAHL A	GER	1	5	5.0
7	MARTINS LS	BRA	1	5	5.0
7	MASHIKO M	JPN	1	5	5.0
7	MORAES J	BRA	1	5	5.0

2 more players tied

**3 POINTS FIELD GOALS MADE**

Rk	Name	Team	GP	Total	Avg
1	CHEN D	CHN	1	1	1.0
1	VAZQUEZ D. L	MEX	1	1	1.0

**3 POINTS FIELD GOALS % (2 attempts/game minimum)**

Rk	Name	Team	GP	M/A	%
1	VAZQUEZ D. L	MEX	1	1/7	14.3
2	AMIMOTO M	JPN	1	0/2	0.0
2	MORAES J	BRA	1	0/2	0.0
2	SCHUNEMANN G	GER	1	0/2	0.0
2	STRANGE C	GBR	1	0/3	0.0
2	YANG C	CHN	1	0/2	0.0

**FREE THROWS % (3 attempts/game minimum)**

Rk	Name	Team	GP	M/A	%
1	van OOSTROM E	NED	1	3/3	100.0
2	KORVER C	NED	1	3/4	75.0
3	HUITZING I	NED	1	2/3	66.7
4	CHAPLIN S	AUS	1	3/5	60.0
5	AMIMOTO M	JPN	1	8/14	57.1
6	BUTTERBRODT M	GER	1	2/4	50.0
6	VAZQUEZ D. L	MEX	1	2/4	50.0
8	LIU M	CHN	1	2/6	33.3
9	SEIFERT N	GER	1	1/3	33.3
10	TAKUBO I	JPN	1	1/4	25.0

**FREE THROWS MADE**

Rk	Name	Team	GP	Total	Avg
1	AMIMOTO M	JPN	1	8	8.0
2	CHAPLIN S	AUS	1	3	3.0
2	KORVER C	NED	1	3	3.0
2	van OOSTROM E	NED	1	3	3.0
5	BUTTERBRODT M	GER	1	2	2.0
5	GAUCI K	AUS	1	2	2.0
5	HUITZING I	NED	1	2	2.0
5	LIU M	CHN	1	2	2.0
5	MIRANDA CM	MEX	1	2	2.0
5	VAZQUEZ D. L	MEX	1	2	2.0

**Note:**  
All Players eligible for these statistics must have played at least 50% of all games

**Legend:**  
% Shooting Percentage      Avg Average per Game      Def Defensive Rebounds      GP Games Played  
M/A Made/Attempt      Off Offensive Rebounds      Rk Rank



INDIVIDUAL STATISTICS As of 8 SEP 2008

个人技术统计

POINTS (by average)

Rk	Name	Team	GP	Total	Avg
1	MOHNEN M	GER	1	23	23.0
2	AMIMOTO M	JPN	2	44	22.0
3	van OOSTROM E	NED	1	21	21.0
4	FU Y	CHN	1	20	20.0
4	HUITZING I	NED	1	20	20.0
6	CRISPIN C	AUS	1	16	16.0
7	VAZQUEZ D. L	MEX	2	31	15.5
8	TAKUBO I	JPN	2	27	13.5
9	CHAPLIN S	AUS	1	11	11.0
9	MORAES J	BRA	1	11	11.0

POINTS (by total)

Rk	Name	Team	GP	Avg	Total
1	AMIMOTO M	JPN	2	22.0	44
2	VAZQUEZ D. L	MEX	2	15.5	31
3	TAKUBO I	JPN	2	13.5	27
4	MOHNEN M	GER	1	23.0	23
5	van OOSTROM E	NED	1	21.0	21
6	FU Y	CHN	1	20.0	20
6	HUITZING I	NED	1	20.0	20
8	CRISPIN C	AUS	1	16.0	16
9	MIRANDA CM	MEX	2	7.0	14
10	MASHIKO M	JPN	2	6.5	13

REBOUNDS

Rk	Name	Team	GP	Off	Def	Total	Avg
1	FU Y	CHN	1	3	13	16	16.0
2	VAZQUEZ D. L	MEX	2	4	24	28	14.0
3	van OOSTROM E	NED	1	5	7	12	12.0
4	REIS C	BRA	1	2	9	11	11.0
5	BUTTERBRODT M	GER	1	2	8	10	10.0
6	MOHNEN M	GER	1	2	7	9	9.0
7	CRISPIN C	AUS	1	1	7	8	8.0
7	TESCH L	AUS	1	2	6	8	8.0
7	ZHANG S	CHN	1	2	6	8	8.0
10	AMIMOTO M	JPN	2	2	12	14	7.0

ASSISTS

Rk	Name	Team	GP	Total	Avg
1	MORAES J	BRA	1	7	7.0
2	VAZQUEZ D. L	MEX	2	8	4.0
3	SEIFERT N	GER	1	4	4.0
3	TESCH L	AUS	1	4	4.0
3	VERSLOOT C	NED	1	4	4.0
3	ZHANG S	CHN	1	4	4.0
7	AMIMOTO M	JPN	2	7	3.5
7	MASHIKO M	JPN	2	7	3.5
7	TAKABAYASHI M	JPN	2	7	3.5
10	BETTO Y	JPN	2	6	3.0

1 more players tied

FOULS ON

Rk	Name	Team	GP	Total	Avg
1	MORAES J	BRA	1	8	8.0
2	AMIMOTO M	JPN	2	13	6.5
3	BUTTERBRODT M	GER	1	5	5.0
3	CHAPLIN S	AUS	1	5	5.0
3	GAUCI K	AUS	1	5	5.0
3	STRANGE C	GBR	1	5	5.0
3	VERSLOOT C	NED	1	5	5.0
8	VAZQUEZ D. L	MEX	2	9	4.5
9	ESTRADA BERNAL F	MEX	2	8	4.0
10	CAO Q	CHN	1	4	4.0

1 more players tied

STEALS

Rk	Name	Team	GP	Total	Avg
1	KORVER C	NED	1	5	5.0
2	GAUCI K	AUS	1	4	4.0
3	CAO Q	CHN	1	3	3.0
3	FU Y	CHN	1	3	3.0
3	TESCH L	AUS	1	3	3.0
6	AMIMOTO M	JPN	2	5	2.5
6	MASHIKO M	JPN	2	5	2.5
8	TAKUBO I	JPN	2	4	2.0
9	MOHNEN M	GER	1	2	2.0
9	OOSTERBAAN R	NED	1	2	2.0

1 more players tied

BLOCKED SHOTS

Rk	Name	Team	GP	Total	Avg
1	HUITZING I	NED	1	2	2.0
1	STEWART S	AUS	1	2	2.0
3	DOMASCHENZ M	AUS	1	1	1.0
3	FU Y	CHN	1	1	1.0
3	MOHNEN M	GER	1	1	1.0
3	O'KELLY-KENNEDY K	AUS	1	1	1.0
3	ZHANG S	CHN	1	1	1.0
8	TORRES LOPEZ R	MEX	2	1	0.5
8	VAZQUEZ D. L	MEX	2	1	0.5

TURNOVERS

Rk	Name	Team	GP	Total	Avg
1	MORAES J	BRA	1	6	6.0
2	VAZQUEZ D. L	MEX	2	11	5.5
3	FREEMAN H	GBR	1	4	4.0
3	FU Y	CHN	1	4	4.0
3	MARTINS LS	BRA	1	4	4.0
3	TURNER H	GBR	1	4	4.0
3	ZHANG S	CHN	1	4	4.0
8	TORRES LOPEZ R	MEX	2	7	3.5
8	VAZQUEZ SUAREZ C	MEX	2	7	3.5
10	AMIMOTO M	JPN	2	6	3.0

2 more players tied



**INDIVIDUAL STATISTICS** As of 8 SEP 2008

个人技术统计

**TOTAL FIELD GOALS % (8 attempts/game minimum)**

Rk	Name	Team	GP	M/A	%
1	CRISPIN C	AUS	1	8/13	61.5
2	MOHNEN M	GER	1	11/18	61.1
3	van OOSTROM E	NED	1	9/16	56.2
4	FU Y	CHN	1	10/20	50.0
5	KAHL A	GER	1	5/10	50.0
5	MARTINS LS	BRA	1	5/10	50.0
5	STEWART S	AUS	1	5/10	50.0
8	HUITZING I	NED	1	9/19	47.4
9	SCHUNEMANN G	GER	1	4/9	44.4
10	TAKUBO I	JPN	2	13/33	39.4

**TOTAL FIELD GOALS MADE**

Rk	Name	Team	GP	Total	Avg
1	MOHNEN M	GER	1	11	11.0
2	FU Y	CHN	1	10	10.0
3	HUITZING I	NED	1	9	9.0
3	van OOSTROM E	NED	1	9	9.0
5	AMIMOTO M	JPN	2	16	8.0
6	CRISPIN C	AUS	1	8	8.0
7	VAZQUEZ D. L	MEX	2	14	7.0
8	TAKUBO I	JPN	2	13	6.5
9	KAHL A	GER	1	5	5.0
9	MARTINS LS	BRA	1	5	5.0

2 more players tied

**2 POINTS FIELD GOALS MADE**

Rk	Name	Team	GP	Total	Avg
1	MOHNEN M	GER	1	11	11.0
2	FU Y	CHN	1	10	10.0
3	HUITZING I	NED	1	9	9.0
3	van OOSTROM E	NED	1	9	9.0
5	CRISPIN C	AUS	1	8	8.0
6	AMIMOTO M	JPN	2	15	7.5
7	TAKUBO I	JPN	2	13	6.5
7	VAZQUEZ D. L	MEX	2	13	6.5
9	KAHL A	GER	1	5	5.0
9	MARTINS LS	BRA	1	5	5.0

2 more players tied

**3 POINTS FIELD GOALS MADE**

Rk	Name	Team	GP	Total	Avg
1	CHEN D	CHN	1	1	1.0
2	AMIMOTO M	JPN	2	1	0.5
2	VAZQUEZ D. L	MEX	2	1	0.5

**2 POINTS FIELD GOALS % (6 attempts/game minimum)**

Rk	Name	Team	GP	M/A	%
1	MOHNEN M	GER	1	11/17	64.7
2	CRISPIN C	AUS	1	8/13	61.5
3	BUTTERBRODT M	GER	1	4/7	57.1
3	CHAPLIN S	AUS	1	4/7	57.1
3	SCHUNEMANN G	GER	1	4/7	57.1
6	van OOSTROM E	NED	1	9/16	56.2
7	VAZQUEZ D. L	MEX	2	13/26	50.0
8	FU Y	CHN	1	10/20	50.0
9	HUITZING I	NED	1	9/18	50.0
10	KAHL A	GER	1	5/10	50.0

2 more players tied

**3 POINTS FIELD GOALS % (2 attempts/game minimum)**

Rk	Name	Team	GP	M/A	%
1	AMIMOTO M	JPN	2	1/3	33.3
2	VAZQUEZ D. L	MEX	2	1/12	8.3
3	MORAES J	BRA	1	0/2	0.0
3	SCHUNEMANN G	GER	1	0/2	0.0
3	STRANGE C	GBR	1	0/3	0.0
3	YANG C	CHN	1	0/2	0.0

**FREE THROWS % (3 attempts/game minimum)**

Rk	Name	Team	GP	M/A	%
1	van OOSTROM E	NED	1	3/3	100.0
2	KORVER C	NED	1	3/4	75.0
3	HUITZING I	NED	1	2/3	66.7
4	CHAPLIN S	AUS	1	3/5	60.0
5	AMIMOTO M	JPN	2	11/20	55.0
6	BUTTERBRODT M	GER	1	2/4	50.0
7	LIU M	CHN	1	2/6	33.3
8	GUZMAN ACOSTA R	MEX	1	1/3	33.3
8	SEIFERT N	GER	1	1/3	33.3
10	VAZQUEZ D. L	MEX	2	2/7	28.6

**FREE THROWS MADE**

Rk	Name	Team	GP	Total	Avg
1	AMIMOTO M	JPN	2	11	5.5
2	CHAPLIN S	AUS	1	3	3.0
2	KORVER C	NED	1	3	3.0
2	van OOSTROM E	NED	1	3	3.0
5	BUTTERBRODT M	GER	1	2	2.0
5	GAUCI K	AUS	1	2	2.0
5	HUITZING I	NED	1	2	2.0
5	LIU M	CHN	1	2	2.0
9	ESTRADA BERNAL F	MEX	2	2	1.0
9	MIRANDA CM	MEX	2	2	1.0

1 more players tied

**Note:**  
All Players eligible for these statistics must have played at least 50% of all games

**Legend:**  
% Shooting Percentage      Avg Average per Game      Def Defensive Rebounds      GP Games Played  
M/A Made/Attempt      Off Offensive Rebounds      Rk Rank



INDIVIDUAL STATISTICS As of 8 SEP 2008

个人技术统计

POINTS (by average)

Rk	Name	Team	GP	Total	Avg
1	MOHNEN M	GER	1	23	23.0
2	AMIMOTO M	JPN	2	44	22.0
3	FU Y	CHN	1	20	20.0
4	CRISPIN C	AUS	1	16	16.0
5	VAZQUEZ D. L	MEX	2	31	15.5
6	BENOIT C	CAN	1	14	14.0
7	TAKUBO I	JPN	2	27	13.5
8	HUITZING I	NED	2	22	11.0
9	CHAPLIN S	AUS	1	11	11.0
9	MORAES J	BRA	1	11	11.0

1 more players tied

REBOUNDS

Rk	Name	Team	GP	Off	Def	Total	Avg
1	FU Y	CHN	1	3	13	16	16.0
2	VAZQUEZ D. L	MEX	2	4	24	28	14.0
3	REIS C	BRA	1	2	9	11	11.0
4	BUTTERBRODT M	GER	1	2	8	10	10.0
4	THOMAS M	CAN	1		10	10	10.0
6	MOHNEN M	GER	1	2	7	9	9.0
7	CRISPIN C	AUS	1	1	7	8	8.0
7	TESCH L	AUS	1	2	6	8	8.0
7	ZHANG S	CHN	1	2	6	8	8.0
10	KORVER C	NED	2	7	8	15	7.5

FOULS ON

Rk	Name	Team	GP	Total	Avg
1	MORAES J	BRA	1	8	8.0
2	AMIMOTO M	JPN	2	13	6.5
3	BENOIT C	CAN	1	6	6.0
4	BUTTERBRODT M	GER	1	5	5.0
4	CHAPLIN S	AUS	1	5	5.0
4	GAUCI K	AUS	1	5	5.0
4	STRANGE C	GBR	1	5	5.0
8	VAZQUEZ D. L	MEX	2	9	4.5
9	ESTRADA BERNAL F	MEX	2	8	4.0
10	CAO Q	CHN	1	4	4.0

2 more players tied

STEALS

Rk	Name	Team	GP	Total	Avg
1	GAUCI K	AUS	1	4	4.0
2	KORVER C	NED	2	7	3.5
3	CAO Q	CHN	1	3	3.0
3	FU Y	CHN	1	3	3.0
3	OHAMA K	CAN	1	3	3.0
3	TESCH L	AUS	1	3	3.0
7	AMIMOTO M	JPN	2	5	2.5
7	MASHIKO M	JPN	2	5	2.5
9	TAKUBO I	JPN	2	4	2.0
10	MOHNEN M	GER	1	2	2.0

POINTS (by total)

Rk	Name	Team	GP	Avg	Total
1	AMIMOTO M	JPN	2	22.0	44
2	VAZQUEZ D. L	MEX	2	15.5	31
3	TAKUBO I	JPN	2	13.5	27
4	MOHNEN M	GER	1	23.0	23
5	HUITZING I	NED	2	11.0	22
6	van OOSTROM E	NED	2	10.5	21
7	FU Y	CHN	1	20.0	20
8	CRISPIN C	AUS	1	16.0	16
9	KORVER C	NED	2	7.5	15
10	BENOIT C	CAN	1	14.0	14

1 more players tied

ASSISTS

Rk	Name	Team	GP	Total	Avg
1	MORAES J	BRA	1	7	7.0
2	THOMAS M	CAN	1	6	6.0
3	VAZQUEZ D. L	MEX	2	8	4.0
4	OUELLET C	CAN	1	4	4.0
4	SEIFERT N	GER	1	4	4.0
4	TESCH L	AUS	1	4	4.0
4	ZHANG S	CHN	1	4	4.0
8	AMIMOTO M	JPN	2	7	3.5
8	MASHIKO M	JPN	2	7	3.5
8	TAKABAYASHI M	JPN	2	7	3.5

BLOCKED SHOTS

Rk	Name	Team	GP	Total	Avg
1	STEWART S	AUS	1	2	2.0
2	HUITZING I	NED	2	2	1.0
3	DOMASCHENZ M	AUS	1	1	1.0
3	FRANKS L	CAN	1	1	1.0
3	FU Y	CHN	1	1	1.0
3	MOHNEN M	GER	1	1	1.0
3	O'KELLY-KENNEDY K	AUS	1	1	1.0
3	ZHANG S	CHN	1	1	1.0
9	TORRES LOPEZ R	MEX	2	1	0.5
9	VAZQUEZ D. L	MEX	2	1	0.5

TURNOVERS

Rk	Name	Team	GP	Total	Avg
1	MORAES J	BRA	1	6	6.0
2	VAZQUEZ D. L	MEX	2	11	5.5
3	FREEMAN H	GBR	1	4	4.0
3	FU Y	CHN	1	4	4.0
3	MARTINS LS	BRA	1	4	4.0
3	TURNER H	GBR	1	4	4.0
3	ZHANG S	CHN	1	4	4.0
8	KORVER C	NED	2	7	3.5
8	TORRES LOPEZ R	MEX	2	7	3.5
8	VAZQUEZ SUAREZ C	MEX	2	7	3.5

**INDIVIDUAL STATISTICS** As of 8 SEP 2008

个人技术统计

**TOTAL FIELD GOALS % (8 attempts/game minimum)**

Rk	Name	Team	GP	M/A	%
1	OUELLET C	CAN	1	5/8	62.5
2	CRISPIN C	AUS	1	8/13	61.5
3	MOHNEN M	GER	1	11/18	61.1
4	FU Y	CHN	1	10/20	50.0
5	van OOSTROM E	NED	2	9/18	50.0
6	KAHL A	GER	1	5/10	50.0
6	MARTINS LS	BRA	1	5/10	50.0
6	STEWART S	AUS	1	5/10	50.0
6	THOMAS M	CAN	1	5/10	50.0
10	BENOIT C	CAN	1	6/13	46.2

**TOTAL FIELD GOALS MADE**

Rk	Name	Team	GP	Total	Avg
1	MOHNEN M	GER	1	11	11.0
2	FU Y	CHN	1	10	10.0
3	AMIMOTO M	JPN	2	16	8.0
4	CRISPIN C	AUS	1	8	8.0
5	VAZQUEZ D. L	MEX	2	14	7.0
6	TAKUBO I	JPN	2	13	6.5
7	BENOIT C	CAN	1	6	6.0
8	HUITZING I	NED	2	10	5.0
9	KAHL A	GER	1	5	5.0
9	MARTINS LS	BRA	1	5	5.0

4 more players tied

**2 POINTS FIELD GOALS MADE**

Rk	Name	Team	GP	Total	Avg
1	MOHNEN M	GER	1	11	11.0
2	FU Y	CHN	1	10	10.0
3	CRISPIN C	AUS	1	8	8.0
4	AMIMOTO M	JPN	2	15	7.5
5	TAKUBO I	JPN	2	13	6.5
5	VAZQUEZ D. L	MEX	2	13	6.5
7	BENOIT C	CAN	1	6	6.0
8	HUITZING I	NED	2	10	5.0
9	KAHL A	GER	1	5	5.0
9	MARTINS LS	BRA	1	5	5.0

4 more players tied

**3 POINTS FIELD GOALS MADE**

Rk	Name	Team	GP	Total	Avg
1	CHEN D	CHN	1	1	1.0
2	AMIMOTO M	JPN	2	1	0.5
2	VAZQUEZ D. L	MEX	2	1	0.5

**3 POINTS FIELD GOALS % (2 attempts/game minimum)**

Rk	Name	Team	GP	M/A	%
1	AMIMOTO M	JPN	2	1/3	33.3
2	VAZQUEZ D. L	MEX	2	1/12	8.3
3	KORVER C	NED	2	0/3	0.0
3	MORAES J	BRA	1	0/2	0.0
3	SCHUNEMANN G	GER	1	0/2	0.0
3	STRANGE C	GBR	1	0/3	0.0
3	YANG C	CHN	1	0/2	0.0

**FREE THROWS % (3 attempts/game minimum)**

Rk	Name	Team	GP	M/A	%
1	CHAPLIN S	AUS	1	3/5	60.0
1	KORVER C	NED	2	3/5	60.0
1	van OOSTROM E	NED	2	3/5	60.0
4	AMIMOTO M	JPN	2	11/20	55.0
5	BENOIT C	CAN	1	2/4	50.0
5	BUTTERBRODT M	GER	1	2/4	50.0
7	HUITZING I	NED	2	2/5	40.0
8	LIU M	CHN	1	2/6	33.3
9	GUZMAN ACOSTA R	MEX	1	1/3	33.3
9	SEIFERT N	GER	1	1/3	33.3

**FREE THROWS MADE**

Rk	Name	Team	GP	Total	Avg
1	AMIMOTO M	JPN	2	11	5.5
2	CHAPLIN S	AUS	1	3	3.0
3	BENOIT C	CAN	1	2	2.0
3	BUTTERBRODT M	GER	1	2	2.0
3	GAUCI K	AUS	1	2	2.0
3	LIU M	CHN	1	2	2.0
7	KORVER C	NED	2	3	1.5
7	van OOSTROM E	NED	2	3	1.5
9	ESTRADA BERNAL F	MEX	2	2	1.0
9	HUITZING I	NED	2	2	1.0

3 more players tied

**Note:**

All Players eligible for these statistics must have played at least 50% of all games

**Legend:**

% Shooting Percentage      Avg Average per Game      Def Defensive Rebounds      GP Games Played  
M/A Made/Attempt      Off Offensive Rebounds      Rk Rank



INDIVIDUAL STATISTICS As of 8 SEP 2008

个人技术统计

POINTS (by average)

Rk	Name	Team	GP	Total	Avg
1	MOHNEN M	GER	1	23	23.0
2	AMIMOTO M	JPN	2	44	22.0
3	FU Y	CHN	1	20	20.0
4	VAZQUEZ D. L	MEX	2	31	15.5
5	BENOIT C	CAN	1	14	14.0
6	CRISPIN C	AUS	2	27	13.5
6	TAKUBO I	JPN	2	27	13.5
6	TESCH L	AUS	2	27	13.5
9	CHAPLIN S	AUS	2	22	11.0
9	HUITZING I	NED	2	22	11.0

POINTS (by total)

Rk	Name	Team	GP	Avg	Total
1	AMIMOTO M	JPN	2	22.0	44
2	VAZQUEZ D. L	MEX	2	15.5	31
3	CRISPIN C	AUS	2	13.5	27
3	TAKUBO I	JPN	2	13.5	27
3	TESCH L	AUS	2	13.5	27
6	MOHNEN M	GER	1	23.0	23
7	CHAPLIN S	AUS	2	11.0	22
7	HUITZING I	NED	2	11.0	22
9	van OOSTROM E	NED	2	10.5	21
10	FU Y	CHN	1	20.0	20

REBOUNDS

Rk	Name	Team	GP	Off	Def	Total	Avg
1	FU Y	CHN	1	3	13	16	16.0
2	VAZQUEZ D. L	MEX	2	4	24	28	14.0
3	BUTTERBRODT M	GER	1	2	8	10	10.0
3	THOMAS M	CAN	1		10	10	10.0
5	REIS C	BRA	2	4	14	18	9.0
6	MOHNEN M	GER	1	2	7	9	9.0
7	ZHANG S	CHN	1	2	6	8	8.0
8	KORVER C	NED	2	7	8	15	7.5
8	MARTINS LS	BRA	2	4	11	15	7.5
8	TESCH L	AUS	2	6	9	15	7.5

ASSISTS

Rk	Name	Team	GP	Total	Avg
1	MORAES J	BRA	2	13	6.5
2	THOMAS M	CAN	1	6	6.0
3	GAUCI K	AUS	2	11	5.5
4	VAZQUEZ D. L	MEX	2	8	4.0
5	OUELLET C	CAN	1	4	4.0
5	SEIFERT N	GER	1	4	4.0
5	ZHANG S	CHN	1	4	4.0
8	AMIMOTO M	JPN	2	7	3.5
8	MASHIKO M	JPN	2	7	3.5
8	TAKABAYASHI M	JPN	2	7	3.5

FOULS ON

Rk	Name	Team	GP	Total	Avg
1	AMIMOTO M	JPN	2	13	6.5
1	MORAES J	BRA	2	13	6.5
3	BENOIT C	CAN	1	6	6.0
4	BUTTERBRODT M	GER	1	5	5.0
4	STRANGE C	GBR	1	5	5.0
6	VAZQUEZ D. L	MEX	2	9	4.5
7	ESTRADA BERNAL F	MEX	2	8	4.0
8	CAO Q	CHN	1	4	4.0
8	LIU M	CHN	1	4	4.0
8	THOMAS M	CAN	1	4	4.0

BLOCKED SHOTS

Rk	Name	Team	GP	Total	Avg
1	HUITZING I	NED	2	2	1.0
1	STEWART S	AUS	2	2	1.0
3	FRANKS L	CAN	1	1	1.0
3	FU Y	CHN	1	1	1.0
3	MOHNEN M	GER	1	1	1.0
3	ZHANG S	CHN	1	1	1.0
7	DOMASCHENZ M	AUS	2	1	0.5
7	MARTINS LS	BRA	2	1	0.5
7	O'KELLY-KENNEDY K	AUS	2	1	0.5
7	TESCH L	AUS	2	1	0.5

2 more players tied

TURNOVERS

Rk	Name	Team	GP	Total	Avg
1	MORAES J	BRA	2	16	8.0
2	VAZQUEZ D. L	MEX	2	11	5.5
3	MARTINS LS	BRA	2	10	5.0
4	FREEMAN H	GBR	1	4	4.0
4	FU Y	CHN	1	4	4.0
4	TURNER H	GBR	1	4	4.0
4	ZHANG S	CHN	1	4	4.0
8	KORVER C	NED	2	7	3.5
8	TORRES LOPEZ R	MEX	2	7	3.5
8	VAZQUEZ SUAREZ C	MEX	2	7	3.5

STEALS

Rk	Name	Team	GP	Total	Avg
1	TESCH L	AUS	2	9	4.5
2	GAUCI K	AUS	2	7	3.5
2	KORVER C	NED	2	7	3.5
4	CAO Q	CHN	1	3	3.0
4	FU Y	CHN	1	3	3.0
4	OHAMA K	CAN	1	3	3.0
7	AMIMOTO M	JPN	2	5	2.5
7	MASHIKO M	JPN	2	5	2.5
7	STEWART S	AUS	2	5	2.5
10	TAKUBO I	JPN	2	4	2.0





**INDIVIDUAL STATISTICS** As of 8 SEP 2008

个人技术统计

**TOTAL FIELD GOALS % (8 attempts/game minimum)**

Rk	Name	Team	GP	M/A	%
	CRISPIN C	AUS	2	13/20	65.0
1	TESCH L	AUS	2	13/20	65.0
3	OUELLET C	CAN	1	5/8	62.5
4	MOHNEN M	GER	1	11/18	61.1
5	FU Y	CHN	1	10/20	50.0
6	van OOSTROM E	NED	2	9/18	50.0
7	KAHL A	GER	1	5/10	50.0
7	THOMAS M	CAN	1	5/10	50.0
9	CHAPLIN S	AUS	2	9/19	47.4
10	BENOIT C	CAN	1	6/13	46.2

**TOTAL FIELD GOALS MADE**

Rk	Name	Team	GP	Total	Avg
1	MOHNEN M	GER	1	11	11.0
2	FU Y	CHN	1	10	10.0
3	AMIMOTO M	JPN	2	16	8.0
4	VAZQUEZ D. L	MEX	2	14	7.0
5	CRISPIN C	AUS	2	13	6.5
5	TAKUBO I	JPN	2	13	6.5
5	TESCH L	AUS	2	13	6.5
8	BENOIT C	CAN	1	6	6.0
9	HUITZING I	NED	2	10	5.0
10	KAHL A	GER	1	5	5.0

2 more players tied

**2 POINTS FIELD GOALS MADE**

Rk	Name	Team	GP	Total	Avg
1	MOHNEN M	GER	1	11	11.0
2	FU Y	CHN	1	10	10.0
3	AMIMOTO M	JPN	2	15	7.5
4	CRISPIN C	AUS	2	13	6.5
4	TAKUBO I	JPN	2	13	6.5
4	TESCH L	AUS	2	13	6.5
4	VAZQUEZ D. L	MEX	2	13	6.5
8	BENOIT C	CAN	1	6	6.0
9	HUITZING I	NED	2	10	5.0
10	KAHL A	GER	1	5	5.0

2 more players tied

**3 POINTS FIELD GOALS MADE**

Rk	Name	Team	GP	Total	Avg
1	CHEN D	CHN	1	1	1.0
2	AMIMOTO M	JPN	2	1	0.5
2	VAZQUEZ D. L	MEX	2	1	0.5

**3 POINTS FIELD GOALS % (2 attempts/game minimum)**

Rk	Name	Team	GP	M/A	%
1	AMIMOTO M	JPN	2	1/3	33.3
2	VAZQUEZ D. L	MEX	2	1/12	8.3
3	GAUCI K	AUS	2	0/3	0.0
3	KORVER C	NED	2	0/3	0.0
3	MORAES J	BRA	2	0/4	0.0
3	SCHUNEMANN G	GER	1	0/2	0.0
3	STRANGE C	GBR	1	0/3	0.0
3	YANG C	CHN	1	0/2	0.0

**FREE THROWS % (3 attempts/game minimum)**

Rk	Name	Team	GP	M/A	%
1	CHAPLIN S	AUS	2	4/6	66.7
2	KORVER C	NED	2	3/5	60.0
2	van OOSTROM E	NED	2	3/5	60.0
4	AMIMOTO M	JPN	2	11/20	55.0
5	MORAES J	BRA	2	5/10	50.0
6	BENOIT C	CAN	1	2/4	50.0
6	BUTTERBRODT M	GER	1	2/4	50.0
8	HUITZING I	NED	2	2/5	40.0
9	LIU M	CHN	1	2/6	33.3
10	GUZMAN ACOSTA R	MEX	1	1/3	33.3

1 more players tied

**FREE THROWS MADE**

Rk	Name	Team	GP	Total	Avg
1	AMIMOTO M	JPN	2	11	5.5
2	MORAES J	BRA	2	5	2.5
3	CHAPLIN S	AUS	2	4	2.0
3	O'KELLY-KENNEDY K	AUS	2	4	2.0
5	BENOIT C	CAN	1	2	2.0
5	BUTTERBRODT M	GER	1	2	2.0
5	LIU M	CHN	1	2	2.0
8	KORVER C	NED	2	3	1.5
8	van OOSTROM E	NED	2	3	1.5
10	ESTRADA BERNAL F	MEX	2	2	1.0

5 more players tied

**Note:**

All Players eligible for these statistics must have played at least 50% of all games

**Legend:**

% Shooting Percentage      Avg Average per Game      Def Defensive Rebounds      GP Games Played  
M/A Made/Attempt      Off Offensive Rebounds      Rk Rank



## INDIVIDUAL STATISTICS As of 8 SEP 2008

个人技术统计

### POINTS (by average)

Rk	Name	Team	GP	Total	Avg
1	AMIMOTO M	JPN	2	44	22.0
2	FU Y	CHN	1	20	20.0
3	MOHNEN M	GER	2	34	17.0
4	VAZQUEZ D. L	MEX	2	31	15.5
5	BENOIT C	CAN	1	14	14.0
6	CRISPIN C	AUS	2	27	13.5
6	TAKUBO I	JPN	2	27	13.5
6	TESCH L	AUS	2	27	13.5
9	CHAPLIN S	AUS	2	22	11.0
9	HUITZING I	NED	2	22	11.0

### POINTS (by total)

Rk	Name	Team	GP	Avg	Total
1	AMIMOTO M	JPN	2	22.0	44
2	MOHNEN M	GER	2	17.0	34
3	VAZQUEZ D. L	MEX	2	15.5	31
4	CRISPIN C	AUS	2	13.5	27
4	TAKUBO I	JPN	2	13.5	27
4	TESCH L	AUS	2	13.5	27
7	CHAPLIN S	AUS	2	11.0	22
7	HUITZING I	NED	2	11.0	22
9	van OOSTROM E	NED	2	10.5	21
10	FU Y	CHN	1	20.0	20

### REBOUNDS

Rk	Name	Team	GP	Off	Def	Total	Avg
1	FU Y	CHN	1	3	13	16	16.0
2	VAZQUEZ D. L	MEX	2	4	24	28	14.0
3	MOHNEN M	GER	2	2	21	23	11.5
4	THOMAS M	CAN	1		10	10	10.0
5	BUTTERBRODT M	GER	2	4	15	19	9.5
6	REIS C	BRA	2	4	14	18	9.0
7	ZHANG S	CHN	1	2	6	8	8.0
8	KORVER C	NED	2	7	8	15	7.5
8	MARTINS LS	BRA	2	4	11	15	7.5
8	TESCH L	AUS	2	6	9	15	7.5

### ASSISTS

Rk	Name	Team	GP	Total	Avg
1	MORAES J	BRA	2	13	6.5
2	THOMAS M	CAN	1	6	6.0
3	GAUCI K	AUS	2	11	5.5
4	RIPP C	USA	1	5	5.0
5	VAZQUEZ D. L	MEX	2	8	4.0
6	OUELLET C	CAN	1	4	4.0
6	ZHANG S	CHN	1	4	4.0
8	AMIMOTO M	JPN	2	7	3.5
8	MASHIKO M	JPN	2	7	3.5
8	TAKABAYASHI M	JPN	2	7	3.5

### FOULS ON

Rk	Name	Team	GP	Total	Avg
1	AMIMOTO M	JPN	2	13	6.5
1	MORAES J	BRA	2	13	6.5
3	BENOIT C	CAN	1	6	6.0
4	RIPP C	USA	1	5	5.0
4	STRANGE C	GBR	1	5	5.0
6	BUTTERBRODT M	GER	2	9	4.5
6	VAZQUEZ D. L	MEX	2	9	4.5
8	ESTRADA BERNAL F	MEX	2	8	4.0
9	CAO Q	CHN	1	4	4.0
9	LIU M	CHN	1	4	4.0

### BLOCKED SHOTS

Rk	Name	Team	GP	Total	Avg
1	HUITZING I	NED	2	2	1.0
1	STEWART S	AUS	2	2	1.0
3	FRANKS L	CAN	1	1	1.0
3	FU Y	CHN	1	1	1.0
3	ZHANG S	CHN	1	1	1.0
6	DOMASCHENZ M	AUS	2	1	0.5
6	MARTINS LS	BRA	2	1	0.5
6	MOHNEN M	GER	2	1	0.5
6	O'KELLY-KENNEDY K	AUS	2	1	0.5
6	TESCH L	AUS	2	1	0.5

2 more players tied

### STEALS

Rk	Name	Team	GP	Total	Avg
1	TESCH L	AUS	2	9	4.5
2	GAUCI K	AUS	2	7	3.5
2	KORVER C	NED	2	7	3.5
4	CAO Q	CHN	1	3	3.0
4	FU Y	CHN	1	3	3.0
4	OHAMA K	CAN	1	3	3.0
4	RIPP C	USA	1	3	3.0
8	AMIMOTO M	JPN	2	5	2.5
8	MASHIKO M	JPN	2	5	2.5
8	STEWART S	AUS	2	5	2.5

2 more players tied

### TURNOVERS

Rk	Name	Team	GP	Total	Avg
1	MORAES J	BRA	2	16	8.0
2	WHEELER S	USA	1	6	6.0
3	VAZQUEZ D. L	MEX	2	11	5.5
4	MARTINS LS	BRA	2	10	5.0
5	FREEMAN H	GBR	1	4	4.0
5	FU Y	CHN	1	4	4.0
5	TURNER H	GBR	1	4	4.0
5	ZHANG S	CHN	1	4	4.0
9	KORVER C	NED	2	7	3.5
9	MOHNEN M	GER	2	7	3.5

2 more players tied

**INDIVIDUAL STATISTICS** As of 8 SEP 2008

个人技术统计

**TOTAL FIELD GOALS % (8 attempts/game minimum)**

Rk	Name	Team	GP	M/A	%
1	CRISPIN C	AUS	2	13/20	65.0
1	TESCH L	AUS	2	13/20	65.0
3	OUELLET C	CAN	1	5/8	62.5
4	MOHNEN M	GER	2	16/30	53.3
5	FU Y	CHN	1	10/20	50.0
6	van OOSTROM E	NED	2	9/18	50.0
7	THOMAS M	CAN	1	5/10	50.0
8	CHAPLIN S	AUS	2	9/19	47.4
9	BENOIT C	CAN	1	6/13	46.2
10	HUITZING I	NED	2	10/24	41.7

**TOTAL FIELD GOALS MADE**

Rk	Name	Team	GP	Total	Avg
1	FU Y	CHN	1	10	10.0
2	AMIMOTO M	JPN	2	16	8.0
2	MOHNEN M	GER	2	16	8.0
4	VAZQUEZ D. L	MEX	2	14	7.0
5	CRISPIN C	AUS	2	13	6.5
5	TAKUBO I	JPN	2	13	6.5
5	TESCH L	AUS	2	13	6.5
8	BENOIT C	CAN	1	6	6.0
9	HUITZING I	NED	2	10	5.0
10	OUELLET C	CAN	1	5	5.0

1 more players tied

**2 POINTS FIELD GOALS MADE**

Rk	Name	Team	GP	Total	Avg
1	FU Y	CHN	1	10	10.0
2	MOHNEN M	GER	2	16	8.0
3	AMIMOTO M	JPN	2	15	7.5
4	CRISPIN C	AUS	2	13	6.5
4	TAKUBO I	JPN	2	13	6.5
4	TESCH L	AUS	2	13	6.5
4	VAZQUEZ D. L	MEX	2	13	6.5
8	BENOIT C	CAN	1	6	6.0
9	HUITZING I	NED	2	10	5.0
10	OUELLET C	CAN	1	5	5.0

1 more players tied

**3 POINTS FIELD GOALS MADE**

Rk	Name	Team	GP	Total	Avg
1	CHEN D	CHN	1	1	1.0
2	AMIMOTO M	JPN	2	1	0.5
2	VAZQUEZ D. L	MEX	2	1	0.5

**2 POINTS FIELD GOALS % (6 attempts/game minimum)**

Rk	Name	Team	GP	M/A	%
1	CRISPIN C	AUS	2	13/20	65.0
1	TESCH L	AUS	2	13/20	65.0
3	OUELLET C	CAN	1	5/8	62.5
4	MOHNEN M	GER	2	16/28	57.1
5	CASTLE S	USA	1	4/7	57.1
6	THOMAS M	CAN	1	5/9	55.6
7	van OOSTROM E	NED	2	9/17	52.9
8	VAZQUEZ D. L	MEX	2	13/26	50.0
9	FU Y	CHN	1	10/20	50.0
10	HARNOCK K	CAN	1	3/6	50.0

1 more players tied

**3 POINTS FIELD GOALS % (2 attempts/game minimum)**

Rk	Name	Team	GP	M/A	%
1	AMIMOTO M	JPN	2	1/3	33.3
2	VAZQUEZ D. L	MEX	2	1/12	8.3
3	GAUCI K	AUS	2	0/3	0.0
3	KORVER C	NED	2	0/3	0.0
3	MORAES J	BRA	2	0/4	0.0
3	SCHUNEMANN G	GER	2	0/3	0.0
3	STRANGE C	GBR	1	0/3	0.0
3	YANG C	CHN	1	0/2	0.0

**FREE THROWS % (3 attempts/game minimum)**

Rk	Name	Team	GP	M/A	%
1	RUDELL J	USA	1	4/5	80.0
2	CHAPLIN S	AUS	2	4/6	66.7
3	RIPP C	USA	1	5/8	62.5
4	KORVER C	NED	2	3/5	60.0
4	van OOSTROM E	NED	2	3/5	60.0
6	AMIMOTO M	JPN	2	11/20	55.0
7	MORAES J	BRA	2	5/10	50.0
8	ZEYEN A	GER	2	3/6	50.0
9	BENOIT C	CAN	1	2/4	50.0
10	BUTTERBRODT M	GER	2	3/7	42.8

**FREE THROWS MADE**

Rk	Name	Team	GP	Total	Avg
1	AMIMOTO M	JPN	2	11	5.5
2	RIPP C	USA	1	5	5.0
3	RUDELL J	USA	1	4	4.0
4	MORAES J	BRA	2	5	2.5
5	CHAPLIN S	AUS	2	4	2.0
5	O'KELLY-KENNEDY K	AUS	2	4	2.0
7	BENOIT C	CAN	1	2	2.0
7	LIU M	CHN	1	2	2.0
9	BUTTERBRODT M	GER	2	3	1.5
9	KORVER C	NED	2	3	1.5

2 more players tied

**Note:**

All Players eligible for these statistics must have played at least 50% of all games

**Legend:**

% Shooting Percentage      Avg Average per Game      Def Defensive Rebounds      GP Games Played  
M/A Made/Attempt      Off Offensive Rebounds      Rk Rank

INDIVIDUAL STATISTICS As of 9 SEP 2008

个人技术统计

POINTS (by average)

Rk	Name	Team	GP	Total	Avg
1	AMIMOTO M	JPN	2	44	22.0
2	VAZQUEZ D. L	MEX	3	54	18.0
3	MOHNEN M	GER	2	34	17.0
4	FU Y	CHN	2	33	16.5
5	BENOIT C	CAN	1	14	14.0
6	CRISPIN C	AUS	2	27	13.5
6	TAKUBO I	JPN	2	27	13.5
6	TESCH L	AUS	2	27	13.5
9	CHAPLIN S	AUS	2	22	11.0
9	HUITZING I	NED	2	22	11.0

POINTS (by total)

Rk	Name	Team	GP	Avg	Total
1	VAZQUEZ D. L	MEX	3	18.0	54
2	AMIMOTO M	JPN	2	22.0	44
3	MOHNEN M	GER	2	17.0	34
4	FU Y	CHN	2	16.5	33
5	CRISPIN C	AUS	2	13.5	27
5	TAKUBO I	JPN	2	13.5	27
5	TESCH L	AUS	2	13.5	27
8	CHAPLIN S	AUS	2	11.0	22
8	HUITZING I	NED	2	11.0	22
10	van OOSTROM E	NED	2	10.5	21

REBOUNDS

Rk	Name	Team	GP	Off	Def	Total	Avg
1	FU Y	CHN	2	7	22	29	14.5
2	VAZQUEZ D. L	MEX	3	6	33	39	13.0
3	MOHNEN M	GER	2	2	21	23	11.5
4	THOMAS M	CAN	1		10	10	10.0
5	BUTTERBRODT M	GER	2	4	15	19	9.5
6	REIS C	BRA	2	4	14	18	9.0
7	ZHANG S	CHN	1	2	6	8	8.0
8	KORVER C	NED	2	7	8	15	7.5
8	MARTINS LS	BRA	2	4	11	15	7.5
8	TESCH L	AUS	2	6	9	15	7.5

ASSISTS

Rk	Name	Team	GP	Total	Avg
1	MORAES J	BRA	2	13	6.5
2	THOMAS M	CAN	1	6	6.0
3	GAUCI K	AUS	2	11	5.5
4	RIPP C	USA	1	5	5.0
5	OUELLET C	CAN	1	4	4.0
5	ZHANG S	CHN	1	4	4.0
7	AMIMOTO M	JPN	2	7	3.5
7	CHEN D	CHN	2	7	3.5
7	MASHIKO M	JPN	2	7	3.5
7	TAKABAYASHI M	JPN	2	7	3.5

FOULS ON

Rk	Name	Team	GP	Total	Avg
1	AMIMOTO M	JPN	2	13	6.5
1	MORAES J	BRA	2	13	6.5
3	BENOIT C	CAN	1	6	6.0
4	VAZQUEZ D. L	MEX	3	17	5.7
5	RIPP C	USA	1	5	5.0
5	STRANGE C	GBR	1	5	5.0
7	ESTRADA BERNAL F	MEX	3	14	4.7
8	BUTTERBRODT M	GER	2	9	4.5
9	RUDELLE J	USA	1	4	4.0
9	THOMAS M	CAN	1	4	4.0

BLOCKED SHOTS

Rk	Name	Team	GP	Total	Avg
1	HUITZING I	NED	2	2	1.0
1	STEWART S	AUS	2	2	1.0
3	FRANKS L	CAN	1	1	1.0
3	HAO W	CHN	1	1	1.0
3	ZHANG S	CHN	1	1	1.0
6	DOMASCHENZ M	AUS	2	1	0.5
6	FU Y	CHN	2	1	0.5
6	MARTINS LS	BRA	2	1	0.5
6	MOHNEN M	GER	2	1	0.5
6	O'KELLY-KENNEDY K	AUS	2	1	0.5

1 more players tied

STEALS

Rk	Name	Team	GP	Total	Avg
1	FU Y	CHN	2	9	4.5
1	TESCH L	AUS	2	9	4.5
3	GAUCI K	AUS	2	7	3.5
3	KORVER C	NED	2	7	3.5
5	OHAMA K	CAN	1	3	3.0
5	RIPP C	USA	1	3	3.0
7	AMIMOTO M	JPN	2	5	2.5
7	MASHIKO M	JPN	2	5	2.5
7	STEWART S	AUS	2	5	2.5
10	CAO Q	CHN	2	4	2.0

3 more players tied

TURNOVERS

Rk	Name	Team	GP	Total	Avg
1	MORAES J	BRA	2	16	8.0
2	WHEELER S	USA	1	6	6.0
3	FU Y	CHN	2	11	5.5
4	MARTINS LS	BRA	2	10	5.0
5	VAZQUEZ D. L	MEX	3	14	4.7
6	TORRES LOPEZ R	MEX	3	13	4.3
7	MIRANDA CM	MEX	3	12	4.0
8	FREEMAN H	GBR	1	4	4.0
8	TURNER H	GBR	1	4	4.0
8	ZHANG S	CHN	1	4	4.0



**INDIVIDUAL STATISTICS** As of 9 SEP 2008

个人技术统计

**TOTAL FIELD GOALS % (8 attempts/game minimum)**

Rk	Name	Team	GP	M/A	%
1	CRISPIN C	AUS	2	13/20	65.0
1	TESCH L	AUS	2	13/20	65.0
3	OUELLET C	CAN	1	5/8	62.5
4	MOHNEN M	GER	2	16/30	53.3
5	van OOSTROM E	NED	2	9/18	50.0
6	THOMAS M	CAN	1	5/10	50.0
7	CHAPLIN S	AUS	2	9/19	47.4
8	CHEN D	CHN	2	8/17	47.1
9	BENOIT C	CAN	1	6/13	46.2
10	FU Y	CHN	2	16/36	44.4

**TOTAL FIELD GOALS MADE**

Rk	Name	Team	GP	Total	Avg
1	AMIMOTO M	JPN	2	16	8.0
1	FU Y	CHN	2	16	8.0
1	MOHNEN M	GER	2	16	8.0
4	VAZQUEZ D. L	MEX	3	23	7.7
5	CRISPIN C	AUS	2	13	6.5
5	TAKUBO I	JPN	2	13	6.5
5	TESCH L	AUS	2	13	6.5
8	BENOIT C	CAN	1	6	6.0
9	HUITZING I	NED	2	10	5.0
10	OUELLET C	CAN	1	5	5.0

1 more players tied

**2 POINTS FIELD GOALS MADE**

Rk	Name	Team	GP	Total	Avg
1	FU Y	CHN	2	16	8.0
1	MOHNEN M	GER	2	16	8.0
3	AMIMOTO M	JPN	2	15	7.5
4	VAZQUEZ D. L	MEX	3	20	6.7
5	CRISPIN C	AUS	2	13	6.5
5	TAKUBO I	JPN	2	13	6.5
5	TESCH L	AUS	2	13	6.5
8	BENOIT C	CAN	1	6	6.0
9	HUITZING I	NED	2	10	5.0
10	OUELLET C	CAN	1	5	5.0

1 more players tied

**3 POINTS FIELD GOALS MADE**

Rk	Name	Team	GP	Total	Avg
1	VAZQUEZ D. L	MEX	3	3	1.0
2	AMIMOTO M	JPN	2	1	0.5
2	CHEN D	CHN	2	1	0.5

**2 POINTS FIELD GOALS % (6 attempts/game minimum)**

Rk	Name	Team	GP	M/A	%
1	CRISPIN C	AUS	2	13/20	65.0
1	TESCH L	AUS	2	13/20	65.0
3	OUELLET C	CAN	1	5/8	62.5
4	LIU M	CHN	2	8/13	61.5
5	MOHNEN M	GER	2	16/28	57.1
6	CASTLE S	USA	1	4/7	57.1
7	THOMAS M	CAN	1	5/9	55.6
8	CHEN D	CHN	2	7/13	53.8
9	van OOSTROM E	NED	2	9/17	52.9
10	VAZQUEZ D. L	MEX	3	20/39	51.3

**3 POINTS FIELD GOALS % (2 attempts/game minimum)**

Rk	Name	Team	GP	M/A	%
1	AMIMOTO M	JPN	2	1/3	33.3
2	CHEN D	CHN	2	1/4	25.0
3	VAZQUEZ D. L	MEX	3	3/18	16.7
4	GAUCI K	AUS	2	0/3	0.0
4	KORVER C	NED	2	0/3	0.0
4	MORAES J	BRA	2	0/4	0.0
4	SCHUNEMANN G	GER	2	0/3	0.0
4	STRANGE C	GBR	1	0/3	0.0

**FREE THROWS % (3 attempts/game minimum)**

Rk	Name	Team	GP	M/A	%
1	RUDELLE J	USA	1	4/5	80.0
2	CHAPLIN S	AUS	2	4/6	66.7
3	RIPP C	USA	1	5/8	62.5
4	KORVER C	NED	2	3/5	60.0
4	van OOSTROM E	NED	2	3/5	60.0
6	AMIMOTO M	JPN	2	11/20	55.0
7	MORAES J	BRA	2	5/10	50.0
8	ZEYEN A	GER	2	3/6	50.0
9	BENOIT C	CAN	1	2/4	50.0
10	BUTTERBRODT M	GER	2	3/7	42.8

**FREE THROWS MADE**

Rk	Name	Team	GP	Total	Avg
1	AMIMOTO M	JPN	2	11	5.5
2	RIPP C	USA	1	5	5.0
3	RUDELLE J	USA	1	4	4.0
4	MORAES J	BRA	2	5	2.5
5	CHAPLIN S	AUS	2	4	2.0
5	O'KELLY-KENNEDY K	AUS	2	4	2.0
7	BENOIT C	CAN	1	2	2.0
8	VAZQUEZ D. L	MEX	3	5	1.7
9	BUTTERBRODT M	GER	2	3	1.5
9	KORVER C	NED	2	3	1.5

2 more players tied

**Note:**  
All Players eligible for these statistics must have played at least 50% of all games

**Legend:**  
% Shooting Percentage      Avg Average per Game      Def Defensive Rebounds      GP Games Played  
M/A Made/Attempt      Off Offensive Rebounds      Rk Rank



## MEDALLISTS

GOLD	SILVER	BRONZE
<b>USA-United states of america</b> 4 MURRAY Becca 5 CISNEROS Patty 6 HOSKINS Emily 7 RUDDLELL Jen 8 SCHNEIDER Natalie 9 NICHOLS Alana 10 WHEELER Stephanie 11 CASTLE Sarah 12 RIPP Christina 13 GONZALES Loraine 14 MILFORD Mary Allison 15 HOFFMAN Carlee	<b>GER-Germany</b> 4 KAUTZ Britta 5 MEITNER Birgit 6 KUES Simone 7 MULLER Edina Anita 8 ZEYEN Annika 9 SEIFERT Nicole 10 SCHUNEMANN Gesche 11 SCHRATZ Nora 12 BUTTERBRODT Maren 13 BEHRENS Alke 14 KAHL Annette 15 MOHNEN Marina	<b>AUS-Australia</b> 4 DOMASCHENZ Melanie 5 CRISPIN Cobi 6 KEAN Bridie 7 HALL Melanie 8 MCKENZIE Tina 9 TESCH Liesl 10 BURZYNSKI Clare 11 GAUCI Kylie 12 CHAPLIN Shelley 13 STEWART Sarah 14 HILL Katie 15 O'KELLY-KENNEDY Kathleen



**TEAM ROSTER** As of 5 SEP 2008

球队名单

**AUS - AUSTRALIA**

No.	Name	Pos	Sport Class	Date of Birth	Club - Season 2007/2008	Int'l Games Played
4	DOMASCHENZ Melanie	G	1.0	13 OCT 1983	DANDENONG RANGERS, MELBOURNE(AUS)	80
5	CRISPIN Cobi	F	4.0	22 DEC 1988	WESTERN STARS, FERTH(AUS)	39
6	KEAN Bridie	F	4.0	27 FEB 1987	DANDENONG RANGERS, MELBOURNE(AUS)	23
7	HALL Melanie	G	2.5	11 JAN 1977	QUEENSLAND COMETS, BRISBANE(AUS)	50
8	McKENZIE Tina	F	3.0	24 SEP 1999	DANDENONG RANGERS, MELBOURNE(AUS)	106
9	TESCH Liesl (C)	F	4.0	17 MAY 1969	HILLS HORNETS, SYDNEY(AUS)	175
10	BURZYNSKI Clare	G	1.0	11 AUG 1986	WESTERN STARS, FERTH(AUS)	59
11	GAUCI Kylie	G	2.0	01 JAN 1985	GLADIATORS, SYDNEY(AUS)	102
12	CHAPLIN Shelley	F	3.5	04 SEP 1984	DANDENONG RANGERS, MELBOURNE(AUS)	93
13	STEWART Sarah	F	3.0	13 JUN 1976	HILLS HORNETS, SYDNEY(AUS)	86
14	HILL Katie	G	3.0	17 FEB 1984	HILLS HORNETS, SYDNEY(AUS)	52
15	O'KELLY-KENNEDY Kathleen	C	4.0	21 JUN 1986	GLADIATORS, SYDNEY(AUS)	57

**Team Average**

**76.8**

**Coach** HEWSON Gerry  
**Assistant Coach** HEWISH Mark

**Team Uniform Colour:**

**Light:** GOLD  
**Dark:** GREEN

**Note:**  
Number of international games played provided by NPC

**Legend:**  
(C) Captain                      **C**                      Centre                      **F**                      Forward                      **G**                      Guard  
Pos                      Playing Position



**TEAM ROSTER** As of 5 SEP 2008

球队名单

**BRA - BRAZIL**

No.	Name	Pos	Sport Class	Date of Birth	Club - Season 2007/2008	Int'l Games Played
4	REIS Cleonete	F	2.0	26 SEP 1976	ALL STAR RODAS, BELEM(BRA)	20
5	COSTA Debora	G	4.0	04 APR 1989	ALL STAR RODAS, BELEM(BRA)	10
6	MAFRA Naildes	F	2.0	22 NOV 1977	ALL STAR RODAS, BELEM(BRA)	20
7	FARIAS Andreia Cristina	F	1.0	23 APR 1986	ALL STAR RODAS, BELEM(BRA)	4
8	SILVA RAMOS Rosalia	F	2.0	22 JAN 1970	ACADEF, RIO DE JANEIRO(BRA)	23
9	MARTINS Lia Soares	C	4.5	09 JUN 1987	ALL STAR RODAS, BELEM(BRA)	15
10	SANTOS Monica Andrade	C	4.5	16 JAN 1979	CAD, SAO PAULO(BRA)	18
11	MORAES Jucilene	G	4.0	25 NOV 1978	ALL STAR RODAS, BELEM(BRA)	28
12	PANTOJA Ozineide	C	2.5	25 SEP 1971	ALL STAR RODAS, BELEM(BRA)	17
13	GOMES Elizabeth	F	1.0	15 JAN 1965	ADEFISA, SANTOS(BRA)	13
14	FERRAO Helena	F	4.0	17 JAN 1977	ALL STAR RODAS, BELEM(BRA)	15
15	ALMEIDA Vileide	C	4.5	02 NOV 1991	ALL STAR RODAS, BELEM(BRA)	2

**Team Average**

**7.7**

**Coach** CORREA Wilson  
**Assistant Coach** LEMOS Mauricio

**Team Uniform Colour:**

**Light:** GOLD  
**Dark:** GREEN

**Note:**  
Number of international games played provided by NPC

**Legend:**  
C Centre F Forward G Guard Pos Playing Position



**TEAM ROSTER** As of 5 SEP 2008

球队名单

**CAN - CANADA**

No.	Name	Pos	Sport Class	Date of Birth	Club - Season 2007/2008	Int'l Games Played
4	KREMPIEN Jennifer	G	1.0	19 FEB 1975	BC BREAKERS, VANCOUVER(CAN)	0
5	McLACHLAN Janet	C	4.5	26 AUG 1977	BC BREAKERS, VANCOUVER(CAN)	0
6	OHAMA Kendra	G	2.5	01 JUN 1965	CALGARY ROLLERS, CALGARY(CAN)	0
7	OUELLET Cindy	F	3.5	08 DEC 1988	QUEBEC, QUEBEC(CAN)	0
8	FERGUSON Tracey	F	3.0	07 SEP 1974	VARIETY VILLAGE, TORONTO(CAN)	0
9	BENOIT Chantal (C)	F	3.5	01 OCT 1960	QUEBEC, QUEBEC(CAN)	0
10	HARNOCK Katie	G	2.5	12 AUG 1983	UNIVERSITY OF ALABAMA, ALABAMA(USA)	0
11	PETTINICCHI Sabrina	G	1.5	09 AUG 1972	QUEBEC, QUEBEC(CAN)	0
12	FRANKS Lisa	G	1.0	06 APR 1982	SASKATCHEWAN, SASKATCHEWAN(CAN)	0
13	RADKE Lori	F	4.5	27 FEB 1966	CALGARY ROLLERS, CALGARY(CAN)	0
14	THOMAS Misty	C	4.5	01 JUL 1964	BC BREAKERS, VANCOUVER(CAN)	0
15	FESER Tara	C	4.5	02 FEB 1980	EDMONTON INFERNO, EDMONTON(CAN)	0

**Team Average**

**0.0**

**Coach** FRICK Tim  
**Assistant Coach** JOHNSON Bill  
**Assistant Coach** NICHOLSON Patricia

**Team Uniform Colour:**  
**Light:** WHITE  
**Dark:** BLACK

**Note:**  
Number of international games played provided by NPC

**Legend:**  
(C) Captain                      **C**                      Centre                      **F**                      Forward                      **G**                      Guard  
Pos                      Playing Position





**TEAM ROSTER** As of 5 SEP 2008

球队名单

**CHN - CHINA**

No.	Name	Pos	Sport Class	Date of Birth	Club - Season 2007/2008	Int'l Games Played
4	ZHANG Santao (C)	C	4.0	28 NOV 1966	GUANGDONG, GUANGZHOU(CHN)	4
5	GU Li	C	4.5	08 DEC 1981	LIAONING, SHENYANG(CHN)	2
6	HAO Wenhua	C	4.0	29 SEP 1988	HEBEI, SHIJIAZHUANG(CHN)	2
7	FU Yongqing	C	4.0	12 SEP 1979	YUNNAN, KUNMING(CHN)	4
8	YANG Chao	C	4.0	24 MAR 1986	YUNNAN, KUNMING(CHN)	4
9	PENG Fengling	F	4.0	22 SEP 1984	BEIJING, BEIJING(CHN)	4
10	CHEN Damei	F	3.0	03 DEC 1986	YUNNAN, KUNMING(CHN)	3
11	CHEN Qiurong	G	1.0	20 OCT 1982	YUNNAN, KUNMING(CHN)	4
12	LIU Mihuan	G	1.5	21 FEB 1983	YUNNAN, KUNMING(CHN)	3
13	LI Yanhua	G	1.5	21 SEP 1982	YUNNAN, KUNMING(CHN)	3
14	CAO Qiuping	F	3.0	18 AUG 1979	BEIJING, BEIJING(CHN)	4
15	ZHENG Donghuai	F	2.5	15 DEC 1981	YUNNAN, KUNMING(CHN)	5

**Team Average**

**0.9**

**Coach** LIU Tiehua  
**Assistant Coach** ZHANG Chunling

**Team Uniform Colour:**

**Light:** WHITE

**Dark:** RED

**Note:**  
Number of international games played provided by NPC

**Legend:**  
(C) Captain                      **C**                      Centre                      **F**                      Forward                      **G**                      Guard  
Pos                      Playing Position



**TEAM ROSTER** As of 5 SEP 2008

球队名单

**GER - GERMANY**

No.	Name	Pos	Sport Class	Date of Birth	Club - Season 2007/2008	Int'l Games Played
4	KAUTZ Britta	F	1.0	19 MAR 1982	RSV LAHN DILL, WETZLAR(GER)	58
5	MEITNER Birgit	G	2.5	14 SEP 1977	REHA AUGSBURG, AUGSBURG(GER)	122
6	KUES Simone	F	1.0	08 NOV 1976	HAMBURGER SV, HAMBURG(GER)	143
7	MULLER Edina Anita	F	2.0	28 JUN 1983	ASV BONN, BONN(GER)	76
8	ZEYEN Annika	G	1.5	17 FEB 1985	RSV LAHN DILL, WETZLAR(GER)	144
9	SEIFERT Nicole	G	1.5	02 SEP 1974	HAMBURGER SV, HAMBURG(GER)	170
10	SCHUNEMANN Gesche	C	4.5	18 NOV 1982	RSV LAHN DILL, WETZLAR(GER)	49
11	SCHRATZ Nora	G	2.5	01 JUL 1979	RSC FRANKFURT, FRANKFURT(GER)	158
12	BUTTERBRODT Maren	C	4.5	16 JUL 1977	RSG LANGENHAGEN, HANNOVER(GER)	113
13	BEHRENS Alke	F	1.0	23 SEP 1979	RSC KOLN, KOLN(GER)	45
14	KAHL Annette (C)	C	4.5	16 NOV 1972	HAMBURGER SV, HAMBURG(GER)	139
15	MOHNEN Marina	C	4.5	31 OCT 1978	RSC KOLN, KOLN(GER)	97

**Team Average**

**21.9**

**Coach** GLINICKI Holger Ingo  
**Assistant Coach** RICHARZ Peter

**Team Uniform Colour:**

**Light:** WHITE

**Dark:** BLACK

**Note:**  
Number of international games played provided by NPC

**Legend:**  
(C) Captain                      **C**                      Centre                      **F**                      Forward                      **G**                      Guard  
Pos                      Playing Position



**TEAM ROSTER** As of 5 SEP 2008

球队名单

**GBR - GREAT BRITAIN**

No.	Name	Pos	Sport Class	Date of Birth	Club - Season 2007/2008	Int'l Games Played
4	MACLEAN Caroline	G	2.0	19 APR 1975	ACES, AYLESBURY(GBR)	0
5	HARPER Joanne	G	1.0	21 JAN 1965	SHEFFIELD STEELERS, SHEFFIELD(GBR)	10
6	STRANGE Clare	G	1.5	18 SEP 1979	ACES, AYLESBURY(GBR)	0
7	FREEMAN Helen	F	4.0	23 NOV 1989	FORCE, LONDON(GBR)	40
8	WILD Ann	G	2.0	11 APR 1973	FORCE, LONDON(GBR)	0
9	JOHNSON Paula	F	2.5	13 OCT 1977	BARON IN FURRESS, CLUMBIA(GBR)	0
10	WAGER Sally	F	3.0	13 AUG 1981	RHINOS, WOLVERHAMPTON(GBR)	0
11	FOX Jill	G	1.5	11 MAR 1970	SHEFFIELD STEELERS, SHEFFIELD(GBR)	0
12	TURNER Helen	F	4.0	15 OCT 1977	FORCE, LONDON(GBR)	0
13	SUGDEN Louise	G	2.0	20 JUL 1984	FORCE, LONDON(GBR)	60
14	McDONALD Pauline	G	2.5	15 APR 1980	SWBC TIGERS, BRIGHTON(GBR)	15
15	MATTHEWS Caroline (C)	C	4.5	12 APR 1973	CELTS, CARDIFF(GBR)	77

**Team Average**

**2.8**

**Coach** PEEL Garry  
**Assistant Coach** BHANIA Haj Singh  
**Assistant Coach** FODEN Mathew

**Team Uniform Colour:**  
**Light:** WHITE  
**Dark:** RED

**Note:**  
Number of international games played provided by NPC

**Legend:**  
(C) Captain                      **C**                      Centre                      **F**                      Forward                      **G**                      Guard  
Pos                      Playing Position



**TEAM ROSTER** As of 5 SEP 2008

球队名单

**JPN - JAPAN**

No.	Name	Pos	Sport Class	Date of Birth	Club - Season 2007/2008	Int'l Games Played
4	BETTO Yuka	F	3.0	31 JUL 1971	BRILLIANT CATS, AICHI(JPN)	8
5	MASHIKO Megumi	G	3.0	02 JUL 1970	TEAM EARTH, FUKUSHIMA(JPN)	16
6	URAMOTO Miki	G	2.5	10 SEP 1981	KYUSHU DOLPHIN, FUKUOKA(JPN)	6
7	TANEDA Kimi	G	1.0	23 NOV 1974	PASSION, KOCHI(JPN)	5
8	KOSUZUKI Tomomi	F	3.5	06 APR 1979	BRILLIANT CATS, AICHI(JPN)	0
9	TAKABAYASHI Mika (C)	G	1.5	26 JUN 1971	BRILLIANT CATS, AICHI(JPN)	28
10	YOSHIDA Erika	F	1.0	23 AUG 1977	BRILLIANT CATS, AICHI(JPN)	12
11	KAWAKAMI Rie	F	1.0	08 APR 1971	ELFIN, GUNMA(JPN)	15
12	TAKUBO Ikumi	F	4.0	02 NOV 1982	WING, KANAGAWA(JPN)	9
13	SUGAHARA Naoko	C	4.5	30 MAY 1968	COCKTAIL, KYOTO(JPN)	16
14	SOEDA Tomoe	F	3.5	09 JAN 1975	WING, KANAGAWA(JPN)	11
15	AMIMOTO Mari	F	4.5	15 NOV 1988	COCKTAIL, KYOTO(JPN)	7

**Team Average**

**1.6**

**Coach** IWASA Yoshiaki  
**Assistant Coach** KIKUCHI Tetsuhiro

**Team Uniform Colour:**  
**Light:** WHITE  
**Dark:** BLUE

**Note:**  
Number of international games played provided by NPC

**Legend:**  
(C) Captain                      C                      Centre                      F                      Forward                      G                      Guard  
Pos                      Playing Position



**TEAM ROSTER** As of 5 SEP 2008

球队名单

**MEX - MEXICO**

No.	Name	Pos	Sport Class	Date of Birth	Club - Season 2007/2008	Int'l Games Played
4	VAZQUEZ SUAREZ Cecilia		2.5	19 DEC 1965	MDO.MEX, MEXICO(MEX)	92
5	RODRIGUEZ VELAZQUEZ Patricia	G	2.0	18 MAR 1967	JALISCO, GUADALAJARA	47
6	TORRES LOPEZ Rocio	C	3.5	09 OCT 1973	MDO.MEX, MEXICO(MEX)	42
7	ESTRADA BERNAL Floralia	C	4.0	08 AUG 1990	JALISCO, GUADALAJARA	4
8	PEREZ PACHECO Anaisa	G	2.5	16 JAN 1992	OAXACA, OAXACA	12
9	VAZQUEZ DELGADILLO Lucia (C)	F	4.0	20 DEC 1965	MDO.MEX, MEXICO(MEX)	86
10	CAMARA ARANGO Rosa	F	3.0	25 SEP 1956	D.F, D.F(MEX)	112
11	TORRES RODRIGUEZ Alma	G	3.0	06 SEP 1967	D.F, D.F	46
12	MIRANDA Claudia Magali	G	3.0	27 MAY 1978	D.F, D.F(MEX)	64
13	GUZMAN ACOSTA Rubicela	F	3.0	09 FEB 1977	JALISCO, JALISCO(MEX)	49
14	VERA Rosa Herlinda	G	2.0	18 FEB 1965	MDO.MEX, MDO.MEX(MEX)	71
15	GARCIA AMADOR Wendy	G	1.0	07 OCT 1980	D.F, D.F(MEX)	38
<b>Team Average</b>						<b>6.9</b>

**Coach** DAVILA Aaron  
**Assistant Coach** PIMENTEL Rene

**Team Uniform Colour:**  
**Light:** WHITE  
**Dark:** RED

**Note:**  
Number of international games played provided by NPC

**Legend:**  
(C) Captain                      **C**                      Centre                      **F**                      Forward                      **G**                      Guard  
Pos                      Playing Position



**TEAM ROSTER** As of 5 SEP 2008

球队名单

**NED - NETHERLANDS**

No.	Name	Pos	Sport Class	Date of Birth	Club - Season 2007/2008	Int'l Games Played
4	HUITZING Inge	G	4.5	19 APR 1974	SC DEVEDO, ERMELO(NED)	0
5	BOEKHOORN Patries	F	1.0	05 JUL 1970	SC DEVEDO, ERMELO(NED)	0
6	VISSER Jitske	F	1.0	29 OCT 1992	HSV BASKETBALL, HAREN(NED)	0
7	OOSTERBAAN Roos	G	1.5	18 MAY 1979	SC DEVEDO, ERMELO(NED)	0
8	PIETERSE Fleur	F	2.5	28 OCT 1978		0
9	GARNIER Petra (C)	C	4.5	05 NOV 1970	SC DEVEDO, ERMELO(NED)	0
10	RAMAEKERS Brenda	C	4.5	03 NOV 1985	JBC NOORDERHAVEN, DEN HELDER(NED)	0
11	KORVER Cher	G	2.5	11 AUG 1976	SC DEVEDO, ERMELO(NED)	0
12	BRAAM Sandra	F	1.0	30 MAY 1978	SC DEVEDO, ERMELO(NED)	0
13	VAN BERGEN Barbara	F	2.0	09 JUN 1978	ARROWS '81, ROTTERDAM(NED)	0
14	VERSLOOT Carina	F	3.0	10 MAY 1980	SC DEVEDO, ERMELO(NED)	0
15	van OOSTROM Elsbeth	C	4.5	21 JUN 1982	SC DEVEDO, ERMELO(NED)	0

**Team Average**

**0.0**

**Coach** LANSINK ROTGERINK Yvonne  
**Assistant Coach** van de BUNTE Kees

**Team Uniform Colour:**

**Light:** WHITE  
**Dark:** ORANGE

**Note:**  
Number of international games played provided by NPC

**Legend:**  
(C) Captain                      C                      Centre                      F                      Forward                      G                      Guard  
Pos                      Playing Position



**TEAM ROSTER** As of 5 SEP 2008

球队名单

**USA - UNITED STATES of AMERICA**

No.	Name	Pos	Sport Class	Date of Birth	Club - Season 2007/2008	Int'l Games Played
4	MURRAY Becca	G	2.5	15 APR 1990	RIC SKY, CHICAGO, ILLINOIS(USA)	6
5	CISNEROS Patty (C)	G	2.0	12 NOV 1977	CHAMPAIGN FIRE, CHMPAIGN, ILLINOIS(USA)	37
6	HOSKINS Emily	G	1.0	30 JAN 1983	PHOENIX MERCURY, PHOENIX, ARIZONA(USA)	23
7	RUDELLE Jen	G	4.5	02 APR 1978	CHAMPAIGN FIRE, CHAMPAIGN ILLINOIS(USA)	31
8	SCHNEIDER Natalie	F	4.5	11 FEB 1983	U. OF ARIZONA, TUCSON, ARIZONA(USA)	0
9	NICHOLS Alana	G	2.5	21 APR 1983	U. OF ALABAMA, TUSCALOOSA, ALABAMA(USA)	16
10	WHEELER Stephanie	G	2.0	16 JAN 1981	U. OF ALABAMA, TUSCALOOSA, ALABAMA(USA)	33
11	CASTLE Sarah	G	2.5	22 JAN 1984	U. OF ILLINOIS, CHMPAIGN, ILLINOIS(USA)	17
12	RIPP Christina	G	2.5	31 JUL 1980	D. R. NUGGETS, DENVER, COLORAD	47
13	GONZALES Loraine	F	4.0	06 OCT 1977	LADY MAVERICKS, DALLAS, TEXAS(USA)	11
14	MILFORD Mary Allison	G	1.0	28 APR 1986	U. OF ALABAMA, TUSCALOOSA, ALABAMA(USA)	17
15	HOFFMAN Carlee	F	4.0	10 JUL 1986	UNIV OF ILLINOIS, CHMPAIGN, ILLINOIS(USA)	23

**Team Average**

**2.2**

**Coach** LYKINS Ronald  
**Assistant Coach** SIKORA John  
**Assistant Coach** TAYLOR Robert

**Team Uniform Colour:**

**Light:** WHITE

**Dark:** RED

**Note:**  
Number of international games played provided by NPC

**Legend:**  
(C) Captain      F Forward      G Guard      Pos Playing Position



**TEAM ROSTER** As of 5 SEP 2008

球队名单

**AUS - AUSTRALIA**

No.	Name	Pos	Sport Class	Date of Birth	Club - Season 2007/2008	Int'l Games Played
4	DOMASCHENZ Melanie	G	1.0	13 OCT 1983	DANDENONG RANGERS, MELBOURNE(AUS)	80
5	CRISPIN Cobi	F	4.0	22 DEC 1988	WESTERN STARS, FERTH(AUS)	39
6	KEAN Bridie	F	4.0	27 FEB 1987	DANDENONG RANGERS, MELBOURNE(AUS)	23
7	HALL Melanie	G	2.5	11 JAN 1977	QUEENSLAND COMETS, BRISBANE(AUS)	50
8	McKENZIE Tina	F	3.0	24 SEP 1999	DANDENONG RANGERS, MELBOURNE(AUS)	106
9	TESCH Liesl (C)	F	4.0	17 MAY 1969	HILLS HORNETS, SYDNEY(AUS)	175
10	BURZYNSKI Clare	G	1.0	11 AUG 1986	WESTERN STARS, FERTH(AUS)	59
11	GAUCI Kylie	G	2.0	01 JAN 1985	GLADIATORS, SYDNEY(AUS)	102
12	CHAPLIN Shelley	F	3.5	04 SEP 1984	DANDENONG RANGERS, MELBOURNE(AUS)	93
13	STEWART Sarah	F	3.0	13 JUN 1976	HILLS HORNETS, SYDNEY(AUS)	86
14	HILL Katie	G	3.0	17 FEB 1984	HILLS HORNETS, SYDNEY(AUS)	52
15	O'KELLY-KENNEDY Kathleen	C	4.0	21 JUN 1986	GLADIATORS, SYDNEY(AUS)	57

**Team Average**

**76.8**

**Coach** HEWSON Gerry  
**Assistant Coach** HEWISH Mark

**Team Uniform Colour:**

**Light:** GOLD  
**Dark:** GREEN

**Note:**  
Number of international games played provided by NPC

**Legend:**  
(C) Captain                      **C**                      Centre                      **F**                      Forward                      **G**                      Guard  
Pos                      Playing Position





**TEAM ROSTER** As of 5 SEP 2008

球队名单

**BRA - BRAZIL**

No.	Name	Pos	Sport Class	Date of Birth	Club - Season 2007/2008	Int'l Games Played
4	REIS Cleonete	F	2.0	26 SEP 1976	ALL STAR RODAS, BELEM(BRA)	20
5	COSTA Debora	G	4.0	04 APR 1989	ALL STAR RODAS, BELEM(BRA)	10
6	MAFRA Naildes	F	2.0	22 NOV 1977	ALL STAR RODAS, BELEM(BRA)	20
7	FARIAS Andreia Cristina	F	1.0	23 APR 1986	ALL STAR RODAS, BELEM(BRA)	4
8	SILVA RAMOS Rosalia	F	2.0	22 JAN 1970	ACADEF, RIO DE JANEIRO(BRA)	23
9	MARTINS Lia Soares	C	4.5	09 JUN 1987	ALL STAR RODAS, BELEM(BRA)	15
10	SANTOS Monica Andrade	C	4.5	16 JAN 1979	CAD, SAO PAULO(BRA)	18
11	MORAES Jucilene	G	4.0	25 NOV 1978	ALL STAR RODAS, BELEM(BRA)	28
12	PANTOJA Ozineide	C	2.5	25 SEP 1971	ALL STAR RODAS, BELEM(BRA)	17
13	GOMES Elizabeth	F	1.0	15 JAN 1965	ADEFISA, SANTOS(BRA)	13
14	FERRAO Helena	F	4.0	17 JAN 1977	ALL STAR RODAS, BELEM(BRA)	15
15	ALMEIDA Vileide	C	4.5	02 NOV 1991	ALL STAR RODAS, BELEM(BRA)	2

**Team Average**

**7.7**

**Coach** CORREA Wilson  
**Assistant Coach** LEMOS Mauricio

**Team Uniform Colour:**

**Light:** GOLD

**Dark:** GREEN

**Note:**  
Number of international games played provided by NPC

**Legend:**  
C Centre F Forward G Guard Pos Playing Position



**TEAM ROSTER** As of 5 SEP 2008  
球队名单

**CAN - CANADA**

No.	Name	Pos	Sport Class	Date of Birth	Club - Season 2007/2008	Int'l Games Played
4	KREMPIEN Jennifer	G	1.0	19 FEB 1975	BC BREAKERS, VANCOUVER(CAN)	0
5	McLACHLAN Janet	C	4.5	26 AUG 1977	BC BREAKERS, VANCOUVER(CAN)	0
6	OHAMA Kendra	G	2.5	01 JUN 1965	CALGARY ROLLERS, CALGARY(CAN)	0
7	OUELLET Cindy	F	3.5	08 DEC 1988	QUEBEC, QUEBEC(CAN)	0
8	FERGUSON Tracey	F	3.0	07 SEP 1974	VARIETY VILLAGE, TORONTO(CAN)	0
9	BENOIT Chantal (C)	F	3.5	01 OCT 1960	QUEBEC, QUEBEC(CAN)	0
10	HARNOCK Katie	G	2.5	12 AUG 1983	UNIVERSITY OF ALABAMA, ALABAMA(USA)	0
11	PETTINICCHI Sabrina	G	1.5	09 AUG 1972	QUEBEC, QUEBEC(CAN)	0
12	FRANKS Lisa	G	1.0	06 APR 1982	SASKATCHEWAN, SASKATCHEWAN(CAN)	0
13	RADKE Lori	F	4.5	27 FEB 1966	CALGARY ROLLERS, CALGARY(CAN)	0
14	THOMAS Misty	C	4.5	01 JUL 1964	BC BREAKERS, VANCOUVER(CAN)	0
15	FESER Tara	C	4.5	02 FEB 1980	EDMONTON INFERNO, EDMONTON(CAN)	0

**Team Average**

**0.0**

**Coach** FRICK Tim  
**Assistant Coach** JOHNSON Bill  
**Assistant Coach** NICHOLSON Patricia

**Team Uniform Colour:**  
**Light:** WHITE  
**Dark:** BLACK

**Note:**  
Number of international games played provided by NPC

**Legend:**  
(C) Captain                      **C**                      Centre                      **F**                      Forward                      **G**                      Guard  
Pos                      Playing Position



**TEAM ROSTER** As of 5 SEP 2008

球队名单

**CHN - CHINA**

No.	Name	Pos	Sport Class	Date of Birth	Club - Season 2007/2008	Int'l Games Played
4	ZHANG Santao (C)	C	4.0	28 NOV 1966	GUANGDONG, GUANGZHOU(CHN)	4
5	GU Li	C	4.5	08 DEC 1981	LIAONING, SHENYANG(CHN)	2
6	HAO Wenhua	C	4.0	29 SEP 1988	HEBEI, SHIJIAZHUANG(CHN)	2
7	FU Yongqing	C	4.0	12 SEP 1979	YUNNAN, KUNMING(CHN)	4
8	YANG Chao	C	4.0	24 MAR 1986	YUNNAN, KUNMING(CHN)	4
9	PENG Fengling	F	4.0	22 SEP 1984	BEIJING, BEIJING(CHN)	4
10	CHEN Damei	F	3.0	03 DEC 1986	YUNNAN, KUNMING(CHN)	3
11	CHEN Qiurong	G	1.0	20 OCT 1982	YUNNAN, KUNMING(CHN)	4
12	LIU Mihuan	G	1.5	21 FEB 1983	YUNNAN, KUNMING(CHN)	3
13	LI Yanhua	G	1.5	21 SEP 1982	YUNNAN, KUNMING(CHN)	3
14	CAO Qiuping	F	3.0	18 AUG 1979	BEIJING, BEIJING(CHN)	4
15	ZHENG Donghuai	F	2.5	15 DEC 1981	YUNNAN, KUNMING(CHN)	5

**Team Average**

**0.9**

**Coach** LIU Tiehua  
**Assistant Coach** ZHANG Chunling

**Team Uniform Colour:**

**Light:** WHITE

**Dark:** RED

**Note:**  
Number of international games played provided by NPC

**Legend:**  
(C) Captain                      **C**                      Centre                      **F**                      Forward                      **G**                      Guard  
Pos                      Playing Position



**TEAM ROSTER** As of 5 SEP 2008

球队名单

**GER - GERMANY**

No.	Name	Pos	Sport Class	Date of Birth	Club - Season 2007/2008	Int'l Games Played
4	KAUTZ Britta	F	1.0	19 MAR 1982	RSV LAHN DILL, WETZLAR(GER)	58
5	MEITNER Birgit	G	2.5	14 SEP 1977	REHA AUGSBURG, AUGSBURG(GER)	122
6	KUES Simone	F	1.0	08 NOV 1976	HAMBURGER SV, HAMBURG(GER)	143
7	MULLER Edina Anita	F	2.0	28 JUN 1983	ASV BONN, BONN(GER)	76
8	ZEYEN Annika	G	1.5	17 FEB 1985	RSV LAHN DILL, WETZLAR(GER)	144
9	SEIFERT Nicole	G	1.5	02 SEP 1974	HAMBURGER SV, HAMBURG(GER)	170
10	SCHUNEMANN Gesche	C	4.5	18 NOV 1982	RSV LAHN DILL, WETZLAR(GER)	49
11	SCHRATZ Nora	G	2.5	01 JUL 1979	RSC FRANKFURT, FRANKFURT(GER)	158
12	BUTTERBRODT Maren	C	4.5	16 JUL 1977	RSG LANGENHAGEN, HANNOVER(GER)	113
13	BEHRENS Alke	F	1.0	23 SEP 1979	RSC KOLN, KOLN(GER)	45
14	KAHL Annette (C)	C	4.5	16 NOV 1972	HAMBURGER SV, HAMBURG(GER)	139
15	MOHNEN Marina	C	4.5	31 OCT 1978	RSC KOLN, KOLN(GER)	97

**Team Average**

**21.9**

**Coach** GLINICKI Holger Ingo  
**Assistant Coach** RICHARZ Peter

**Team Uniform Colour:**

**Light:** WHITE

**Dark:** BLACK

**Note:**  
Number of international games played provided by NPC

**Legend:**  
(C) Captain                      **C**              Centre                      **F**              Forward                      **G**              Guard  
Pos              Playing Position



TEAM ROSTER As of 5 SEP 2008

球队名单

GBR - GREAT BRITAIN

No.	Name	Pos	Sport Class	Date of Birth	Club - Season 2007/2008	Int'l Games Played
4	MACLEAN Caroline	G	2.0	19 APR 1975	ACES, AYLESBURY(GBR)	0
5	HARPER Joanne	G	1.0	21 JAN 1965	SHEFFIELD STEELERS, SHEFFIELD(GBR)	10
6	STRANGE Clare	G	1.5	18 SEP 1979	ACES, AYLESBURY(GBR)	0
7	FREEMAN Helen	F	4.0	23 NOV 1989	FORCE, LONDON(GBR)	40
8	WILD Ann	G	2.0	11 APR 1973	FORCE, LONDON(GBR)	0
9	JOHNSON Paula	F	2.5	13 OCT 1977	BARON IN FURRESS, CLUMBIA(GBR)	0
10	WAGER Sally	F	3.0	13 AUG 1981	RHINOS, WOLVERHAMPTON(GBR)	0
11	FOX Jill	G	1.5	11 MAR 1970	SHEFFIELD STEELERS, SHEFFIELD(GBR)	0
12	TURNER Helen	F	4.0	15 OCT 1977	FORCE, LONDON(GBR)	0
13	SUGDEN Louise	G	2.0	20 JUL 1984	FORCE, LONDON(GBR)	60
14	McDONALD Pauline	G	2.5	15 APR 1980	SWBC TIGERS, BRIGHTON(GBR)	15
15	MATTHEWS Caroline (C)	C	4.5	12 APR 1973	CELTS, CARDIFF(GBR)	77

Team Average

2.8

**Coach** PEEL Garry  
**Assistant Coach** BHANIA Haj Singh  
**Assistant Coach** FODEN Mathew

**Team Uniform Colour:**  
**Light:** WHITE  
**Dark:** RED

**Note:**  
Number of international games played provided by NPC

**Legend:**  
(C) Captain                      C                      Centre                      F                      Forward                      G                      Guard  
Pos                      Playing Position



**TEAM ROSTER** As of 5 SEP 2008

球队名单

**JPN - JAPAN**

No.	Name	Pos	Sport Class	Date of Birth	Club - Season 2007/2008	Int'l Games Played
4	BETTO Yuka	F	3.0	31 JUL 1971	BRILLIANT CATS, AICHI(JPN)	8
5	MASHIKO Megumi	G	3.0	02 JUL 1970	TEAM EARTH, FUKUSHIMA(JPN)	16
6	URAMOTO Miki	G	2.5	10 SEP 1981	KYUSHU DOLPHIN, FUKUOKA(JPN)	6
7	TANEDA Kimi	G	1.0	23 NOV 1974	PASSION, KOCHI(JPN)	5
8	KOSUZUKI Tomomi	F	3.5	06 APR 1979	BRILLIANT CATS, AICHI(JPN)	0
9	TAKABAYASHI Mika (C)	G	1.5	26 JUN 1971	BRILLIANT CATS, AICHI(JPN)	28
10	YOSHIDA Erika	F	1.0	23 AUG 1977	BRILLIANT CATS, AICHI(JPN)	12
11	KAWAKAMI Rie	F	1.0	08 APR 1971	ELFIN, GUNMA(JPN)	15
12	TAKUBO Ikumi	F	4.0	02 NOV 1982	WING, KANAGAWA(JPN)	9
13	SUGAHARA Naoko	C	4.5	30 MAY 1968	COCKTAIL, KYOTO(JPN)	16
14	SOEDA Tomoe	F	3.5	09 JAN 1975	WING, KANAGAWA(JPN)	11
15	AMIMOTO Mari	F	4.5	15 NOV 1988	COCKTAIL, KYOTO(JPN)	7

**Team Average**

**1.6**

**Coach** IWASA Yoshiaki  
**Assistant Coach** KIKUCHI Tetsuhiro

**Team Uniform Colour:**  
**Light:** WHITE  
**Dark:** BLUE

**Note:**  
Number of international games played provided by NPC

**Legend:**  
(C) Captain                      **C**                      Centre                      **F**                      Forward                      **G**                      Guard  
Pos                      Playing Position



**TEAM ROSTER** As of 5 SEP 2008  
球队名单

**MEX - MEXICO**

No.	Name	Pos	Sport Class	Date of Birth	Club - Season 2007/2008	Int'l Games Played
4	VAZQUEZ SUAREZ Cecilia		2.5	19 DEC 1965	MDO.MEX, MEXICO(MEX)	92
5	RODRIGUEZ VELAZQUEZ Patricia	G	2.0	18 MAR 1967	JALISCO, GUADALAJARA	47
6	TORRES LOPEZ Rocio	C	3.5	09 OCT 1973	MDO.MEX, MEXICO(MEX)	42
7	ESTRADA BERNAL Floralia	C	4.0	08 AUG 1990	JALISCO, GUADALAJARA	4
8	PEREZ PACHECO Anaisa	G	2.5	16 JAN 1992	OAXACA, OAXACA	12
9	VAZQUEZ DELGADILLO Lucia (C)	F	4.0	20 DEC 1965	MDO.MEX, MEXICO(MEX)	86
10	CAMARA ARANGO Rosa	F	3.0	25 SEP 1956	D.F, D.F(MEX)	112
11	TORRES RODRIGUEZ Alma	G	3.0	06 SEP 1967	D.F, D.F	46
12	MIRANDA Claudia Magali	G	3.0	27 MAY 1978	D.F, D.F(MEX)	64
13	GUZMAN ACOSTA Rubicela	F	3.0	09 FEB 1977	JALISCO, JALISCO(MEX)	49
14	VERA Rosa Herlinda	G	2.0	18 FEB 1965	MDO.MEX, MDO.MEX(MEX)	71
15	GARCIA AMADOR Wendy	G	1.0	07 OCT 1980	D.F, D.F(MEX)	38
<b>Team Average</b>						<b>6.9</b>

**Coach** DAVILA Aaron  
**Assistant Coach** PIMENTEL Rene

**Team Uniform Colour:**  
**Light:** WHITE  
**Dark:** RED

**Note:**  
Number of international games played provided by NPC

**Legend:**  
(C) Captain                      **C**                      Centre                      **F**                      Forward                      **G**                      Guard  
Pos                      Playing Position



**TEAM ROSTER** As of 5 SEP 2008

球队名单

**NED - NETHERLANDS**

No.	Name	Pos	Sport Class	Date of Birth	Club - Season 2007/2008	Int'l Games Played
4	HUITZING Inge	G	4.5	19 APR 1974	SC DEVEDO, ERMELO(NED)	0
5	BOEKHOORN Patries	F	1.0	05 JUL 1970	SC DEVEDO, ERMELO(NED)	0
6	VISSER Jitske	F	1.0	29 OCT 1992	HSV BASKETBALL, HAREN(NED)	0
7	OOSTERBAAN Roos	G	1.5	18 MAY 1979	SC DEVEDO, ERMELO(NED)	0
8	PIETERSE Fleur	F	2.5	28 OCT 1978		0
9	GARNIER Petra (C)	C	4.5	05 NOV 1970	SC DEVEDO, ERMELO(NED)	0
10	RAMAEKERS Brenda	C	4.5	03 NOV 1985	JBC NOORDERHAVEN, DEN HELDER(NED)	0
11	KORVER Cher	G	2.5	11 AUG 1976	SC DEVEDO, ERMELO(NED)	0
12	BRAAM Sandra	F	1.0	30 MAY 1978	SC DEVEDO, ERMELO(NED)	0
13	VAN BERGEN Barbara	F	2.0	09 JUN 1978	ARROWS '81, ROTTERDAM(NED)	0
14	VERSLOOT Carina	F	3.0	10 MAY 1980	SC DEVEDO, ERMELO(NED)	0
15	van OOSTROM Elsbeth	C	4.5	21 JUN 1982	SC DEVEDO, ERMELO(NED)	0

**Team Average**

**0.0**

**Coach** LANSINK ROTGERINK Yvonne  
**Assistant Coach** van de BUNTE Kees

**Team Uniform Colour:**

**Light:** WHITE  
**Dark:** ORANGE

**Note:**  
Number of international games played provided by NPC

**Legend:**  
(C) Captain                      C                      Centre                      F                      Forward                      G                      Guard  
Pos                      Playing Position





**TEAM ROSTER** As of 5 SEP 2008

球队名单

**USA - UNITED STATES of AMERICA**

No.	Name	Pos	Sport Class	Date of Birth	Club - Season 2007/2008	Int'l Games Played
4	MURRAY Becca	G	2.5	15 APR 1990	RIC SKY, CHICAGO, ILLINOIS(USA)	6
5	CISNEROS Patty (C)	G	2.0	12 NOV 1977	CHAMPAIGN FIRE, CHMPAIGN, ILLINOIS(USA)	37
6	HOSKINS Emily	G	1.0	30 JAN 1983	PHOENIX MERCURY, PHOENIX, ARIZONA(USA)	23
7	RUDELLE Jen	G	4.5	02 APR 1978	CHAMPAIGN FIRE, CHAMPAIGN ILLINOIS(USA)	31
8	SCHNEIDER Natalie	F	4.5	11 FEB 1983	U. OF ARIZONA, TUCSON, ARIZONA(USA)	0
9	NICHOLS Alana	G	2.5	21 APR 1983	U. OF ALABAMA, TUSCALOOSA, ALABAMA(USA)	16
10	WHEELER Stephanie	G	2.0	16 JAN 1981	U. OF ALABAMA, TUSCALOOSA, ALABAMA(USA)	33
11	CASTLE Sarah	G	2.5	22 JAN 1984	U. OF ILLINOIS, CHMPAIGN, ILLINOIS(USA)	17
12	RIPP Christina	G	2.5	31 JUL 1980	D. R. NUGGETS, DENVER, COLORAD	47
13	GONZALES Loraine	F	4.0	06 OCT 1977	LADY MAVERICKS, DALLAS, TEXAS(USA)	11
14	MILFORD Mary Allison	G	1.0	28 APR 1986	U. OF ALABAMA, TUSCALOOSA, ALABAMA(USA)	17
15	HOFFMAN Carlee	F	4.0	10 JUL 1986	UNIV OF ILLINOIS, CHMPAIGN, ILLINOIS(USA)	23

**Team Average**

**2.2**

**Coach** LYKINS Ronald  
**Assistant Coach** SIKORA John  
**Assistant Coach** TAYLOR Robert

**Team Uniform Colour:**  
**Light:** WHITE  
**Dark:** RED

**Note:**  
Number of international games played provided by NPC

**Legend:**  
(C) Captain      F Forward      G Guard      Pos Playing Position



**TEAM ROSTER** As of 5 SEP 2008

球队名单

**AUS - AUSTRALIA**

No.	Name	Pos	Sport Class	Date of Birth	Club - Season 2007/2008	Int'l Games Played
4	DOMASCHENZ Melanie	G	1.0	13 OCT 1983	DANDENONG RANGERS, MELBOURNE(AUS)	80
5	CRISPIN Cobi	F	4.0	22 DEC 1988	WESTERN STARS, FERTH(AUS)	39
6	KEAN Bridie	F	4.0	27 FEB 1987	DANDENONG RANGERS, MELBOURNE(AUS)	23
7	HALL Melanie	G	2.5	11 JAN 1977	QUEENSLAND COMETS, BRISBANE(AUS)	50
8	McKENZIE Tina	F	3.0	24 SEP 1999	DANDENONG RANGERS, MELBOURNE(AUS)	106
9	TESCH Liesl (C)	F	4.0	17 MAY 1969	HILLS HORNETS, SYDNEY(AUS)	175
10	BURZYNSKI Clare	G	1.0	11 AUG 1986	WESTERN STARS, FERTH(AUS)	59
11	GAUCI Kylie	G	2.0	01 JAN 1985	GLADIATORS, SYDNEY(AUS)	102
12	CHAPLIN Shelley	F	3.5	04 SEP 1984	DANDENONG RANGERS, MELBOURNE(AUS)	93
13	STEWART Sarah	F	3.0	13 JUN 1976	HILLS HORNETS, SYDNEY(AUS)	86
14	HILL Katie	G	3.0	17 FEB 1984	HILLS HORNETS, SYDNEY(AUS)	52
15	O'KELLY-KENNEDY Kathleen	C	4.0	21 JUN 1986	GLADIATORS, SYDNEY(AUS)	57

**Team Average**

**76.8**

**Coach** HEWSON Gerry  
**Assistant Coach** HEWISH Mark

**Team Uniform Colour:**

**Light:** GOLD  
**Dark:** GREEN

**Note:**  
Number of international games played provided by NPC

**Legend:**  
(C) Captain                      **C**                      Centre                      **F**                      Forward                      **G**                      Guard  
Pos                      Playing Position



**TEAM ROSTER** As of 5 SEP 2008

球队名单

**BRA - BRAZIL**

No.	Name	Pos	Sport Class	Date of Birth	Club - Season 2007/2008	Int'l Games Played
4	REIS Cleonete	F	2.0	26 SEP 1976	ALL STAR RODAS, BELEM(BRA)	20
5	COSTA Debora	G	4.0	04 APR 1989	ALL STAR RODAS, BELEM(BRA)	10
6	MAFRA Naildes	F	2.0	22 NOV 1977	ALL STAR RODAS, BELEM(BRA)	20
7	FARIAS Andreia Cristina	F	1.0	23 APR 1986	ALL STAR RODAS, BELEM(BRA)	4
8	SILVA RAMOS Rosalia	F	2.0	22 JAN 1970	ACADEF, RIO DE JANEIRO(BRA)	23
9	MARTINS Lia Soares	C	4.5	09 JUN 1987	ALL STAR RODAS, BELEM(BRA)	15
10	SANTOS Monica Andrade	C	4.5	16 JAN 1979	CAD, SAO PAULO(BRA)	18
11	MORAES Jucilene	G	4.0	25 NOV 1978	ALL STAR RODAS, BELEM(BRA)	28
12	PANTOJA Ozineide	C	2.5	25 SEP 1971	ALL STAR RODAS, BELEM(BRA)	17
13	GOMES Elizabeth	F	1.0	15 JAN 1965	ADEFISA, SANTOS(BRA)	13
14	FERRAO Helena	F	4.0	17 JAN 1977	ALL STAR RODAS, BELEM(BRA)	15
15	ALMEIDA Vileide	C	4.5	02 NOV 1991	ALL STAR RODAS, BELEM(BRA)	2

**Team Average**

**7.7**

**Coach** CORREA Wilson  
**Assistant Coach** LEMOS Mauricio

**Team Uniform Colour:**

**Light:** GOLD  
**Dark:** GREEN

**Note:**  
Number of international games played provided by NPC

**Legend:**  
C Centre F Forward G Guard Pos Playing Position



**TEAM ROSTER** As of 5 SEP 2008  
球队名单

**CAN - CANADA**

No.	Name	Pos	Sport Class	Date of Birth	Club - Season 2007/2008	Int'l Games Played
4	KREMPIEN Jennifer	G	1.0	19 FEB 1975	BC BREAKERS, VANCOUVER(CAN)	0
5	McLACHLAN Janet	C	4.5	26 AUG 1977	BC BREAKERS, VANCOUVER(CAN)	0
6	OHAMA Kendra	G	2.5	01 JUN 1965	CALGARY ROLLERS, CALGARY(CAN)	0
7	OUELLET Cindy	F	3.5	08 DEC 1988	QUEBEC, QUEBEC(CAN)	0
8	FERGUSON Tracey	F	3.0	07 SEP 1974	VARIETY VILLAGE, TORONTO(CAN)	0
9	BENOIT Chantal (C)	F	3.5	01 OCT 1960	QUEBEC, QUEBEC(CAN)	0
10	HARNOCK Katie	G	2.5	12 AUG 1983	UNIVERSITY OF ALABAMA, ALABAMA(USA)	0
11	PETTINICCHI Sabrina	G	1.5	09 AUG 1972	QUEBEC, QUEBEC(CAN)	0
12	FRANKS Lisa	G	1.0	06 APR 1982	SASKATCHEWAN, SASKATCHEWAN(CAN)	0
13	RADKE Lori	F	4.5	27 FEB 1966	CALGARY ROLLERS, CALGARY(CAN)	0
14	THOMAS Misty	C	4.5	01 JUL 1964	BC BREAKERS, VANCOUVER(CAN)	0
15	FESER Tara	C	4.5	02 FEB 1980	EDMONTON INFERNO, EDMONTON(CAN)	0

**Team Average**

**0.0**

**Coach** FRICK Tim  
**Assistant Coach** JOHNSON Bill  
**Assistant Coach** NICHOLSON Patricia

**Team Uniform Colour:**  
**Light:** WHITE  
**Dark:** BLACK

**Note:**  
Number of international games played provided by NPC

**Legend:**  
(C) Captain                      **C**                      Centre                      **F**                      Forward                      **G**                      Guard  
Pos                      Playing Position



TEAM ROSTER As of 5 SEP 2008

球队名单

CHN - CHINA

No.	Name	Pos	Sport Class	Date of Birth	Club - Season 2007/2008	Int'l Games Played
4	ZHANG Santao (C)	C	4.0	28 NOV 1966	GUANGDONG, GUANGZHOU(CHN)	4
5	GU Li	C	4.5	08 DEC 1981	LIAONING, SHENYANG(CHN)	2
6	HAO Wenhua	C	4.0	29 SEP 1988	HEBEI, SHIJIAZHUANG(CHN)	2
7	FU Yongqing	C	4.0	12 SEP 1979	YUNNAN, KUNMING(CHN)	4
8	YANG Chao	C	4.0	24 MAR 1986	YUNNAN, KUNMING(CHN)	4
9	PENG Fengling	F	4.0	22 SEP 1984	BEIJING, BEIJING(CHN)	4
10	CHEN Damei	F	3.0	03 DEC 1986	YUNNAN, KUNMING(CHN)	3
11	CHEN Qiurong	G	1.0	20 OCT 1982	YUNNAN, KUNMING(CHN)	4
12	LIU Mihuan	G	1.5	21 FEB 1983	YUNNAN, KUNMING(CHN)	3
13	LI Yanhua	G	1.5	21 SEP 1982	YUNNAN, KUNMING(CHN)	3
14	CAO Qiuping	F	3.0	18 AUG 1979	BEIJING, BEIJING(CHN)	4
15	ZHENG Donghuai	F	2.5	15 DEC 1981	YUNNAN, KUNMING(CHN)	5

Team Average

0.9

**Coach** LIU Tiehua  
**Assistant Coach** ZHANG Chunling

**Team Uniform Colour:**

**Light:** WHITE

**Dark:** RED

**Note:**  
Number of international games played provided by NPC

**Legend:**  
(C) Captain                      C                      Centre                      F                      Forward                      G                      Guard  
Pos                      Playing Position



**TEAM ROSTER** As of 5 SEP 2008

球队名单

**GER - GERMANY**

No.	Name	Pos	Sport Class	Date of Birth	Club - Season 2007/2008	Int'l Games Played
4	KAUTZ Britta	F	1.0	19 MAR 1982	RSV LAHN DILL, WETZLAR(GER)	58
5	MEITNER Birgit	G	2.5	14 SEP 1977	REHA AUGSBURG, AUGSBURG(GER)	122
6	KUES Simone	F	1.0	08 NOV 1976	HAMBURGER SV, HAMBURG(GER)	143
7	MULLER Edina Anita	F	2.0	28 JUN 1983	ASV BONN, BONN(GER)	76
8	ZEYEN Annika	G	1.5	17 FEB 1985	RSV LAHN DILL, WETZLAR(GER)	144
9	SEIFERT Nicole	G	1.5	02 SEP 1974	HAMBURGER SV, HAMBURG(GER)	170
10	SCHUNEMANN Gesche	C	4.5	18 NOV 1982	RSV LAHN DILL, WETZLAR(GER)	49
11	SCHRATZ Nora	G	2.5	01 JUL 1979	RSC FRANKFURT, FRANKFURT(GER)	158
12	BUTTERBRODT Maren	C	4.5	16 JUL 1977	RSG LANGENHAGEN, HANNOVER(GER)	113
13	BEHRENS Alke	F	1.0	23 SEP 1979	RSC KOLN, KOLN(GER)	45
14	KAHL Annette (C)	C	4.5	16 NOV 1972	HAMBURGER SV, HAMBURG(GER)	139
15	MOHNEN Marina	C	4.5	31 OCT 1978	RSC KOLN, KOLN(GER)	97

**Team Average**

**21.9**

**Coach** GLINICKI Holger Ingo  
**Assistant Coach** RICHARZ Peter

**Team Uniform Colour:**

**Light:** WHITE

**Dark:** BLACK

**Note:**  
Number of international games played provided by NPC

**Legend:**  
(C) Captain                      **C**                      Centre                      **F**                      Forward                      **G**                      Guard  
Pos                      Playing Position


**TEAM ROSTER** As of 5 SEP 2008

球队名单

**GBR - GREAT BRITAIN**

No.	Name	Pos	Sport Class	Date of Birth	Club - Season 2007/2008	Int'l Games Played
4	MACLEAN Caroline	G	2.0	19 APR 1975	ACES, AYLESBURY(GBR)	0
5	HARPER Joanne	G	1.0	21 JAN 1965	SHEFFIELD STEELERS, SHEFFIELD(GBR)	10
6	STRANGE Clare	G	1.5	18 SEP 1979	ACES, AYLESBURY(GBR)	0
7	FREEMAN Helen	F	4.0	23 NOV 1989	FORCE, LONDON(GBR)	40
8	WILD Ann	G	2.0	11 APR 1973	FORCE, LONDON(GBR)	0
9	JOHNSON Paula	F	2.5	13 OCT 1977	BARON IN FURRESS, CLUMBIA(GBR)	0
10	WAGER Sally	F	3.0	13 AUG 1981	RHINOS, WOLVERHAMPTON(GBR)	0
11	FOX Jill	G	1.5	11 MAR 1970	SHEFFIELD STEELERS, SHEFFIELD(GBR)	0
12	TURNER Helen	F	4.0	15 OCT 1977	FORCE, LONDON(GBR)	0
13	SUGDEN Louise	G	2.0	20 JUL 1984	FORCE, LONDON(GBR)	60
14	McDONALD Pauline	G	2.5	15 APR 1980	SWBC TIGERS, BRIGHTON(GBR)	15
15	MATTHEWS Caroline (C)	C	4.5	12 APR 1973	CELTS, CARDIFF(GBR)	77

**Team Average**
**2.8**

**Coach** PEEL Garry  
**Assistant Coach** BHANIA Haj Singh  
**Assistant Coach** FODEN Mathew

**Team Uniform Colour:**
**Light:** WHITE

**Dark:** RED

**Note:**  
 Number of international games played provided by NPC

**Legend:**  
 (C) Captain                      **C**                      Centre                      **F**                      Forward                      **G**                      Guard  
 Pos                      Playing Position



**TEAM ROSTER** As of 5 SEP 2008

球队名单

**JPN - JAPAN**

No.	Name	Pos	Sport Class	Date of Birth	Club - Season 2007/2008	Int'l Games Played
4	BETTO Yuka	F	3.0	31 JUL 1971	BRILLIANT CATS, AICHI(JPN)	8
5	MASHIKO Megumi	G	3.0	02 JUL 1970	TEAM EARTH, FUKUSHIMA(JPN)	16
6	URAMOTO Miki	G	2.5	10 SEP 1981	KYUSHU DOLPHIN, FUKUOKA(JPN)	6
7	TANEDA Kimi	G	1.0	23 NOV 1974	PASSION, KOCHI(JPN)	5
8	KOSUZUKI Tomomi	F	3.5	06 APR 1979	BRILLIANT CATS, AICHI(JPN)	0
9	TAKABAYASHI Mika (C)	G	1.5	26 JUN 1971	BRILLIANT CATS, AICHI(JPN)	28
10	YOSHIDA Erika	F	1.0	23 AUG 1977	BRILLIANT CATS, AICHI(JPN)	12
11	KAWAKAMI Rie	F	1.0	08 APR 1971	ELFIN, GUNMA(JPN)	15
12	TAKUBO Ikumi	F	4.0	02 NOV 1982	WING, KANAGAWA(JPN)	9
13	SUGAHARA Naoko	C	4.5	30 MAY 1968	COCKTAIL, KYOTO(JPN)	16
14	SOEDA Tomoe	F	3.5	09 JAN 1975	WING, KANAGAWA(JPN)	11
15	AMIMOTO Mari	F	4.5	15 NOV 1988	COCKTAIL, KYOTO(JPN)	7

**Team Average**

**1.6**

**Coach** IWASA Yoshiaki  
**Assistant Coach** KIKUCHI Tetsuhiro

**Team Uniform Colour:**  
**Light:** WHITE  
**Dark:** BLUE

**Note:**  
Number of international games played provided by NPC

**Legend:**  
(C) Captain                      **C**                      Centre                      **F**                      Forward                      **G**                      Guard  
Pos                      Playing Position





**TEAM ROSTER** As of 5 SEP 2008

球队名单

**MEX - MEXICO**

No.	Name	Pos	Sport Class	Date of Birth	Club - Season 2007/2008	Int'l Games Played
4	VAZQUEZ SUAREZ Cecilia		2.5	19 DEC 1965	MDO.MEX, MEXICO(MEX)	92
5	RODRIGUEZ VELAZQUEZ Patricia	G	2.0	18 MAR 1967	JALISCO, GUADALAJARA	47
6	TORRES LOPEZ Rocio	C	3.5	09 OCT 1973	MDO.MEX, MEXICO(MEX)	42
7	ESTRADA BERNAL Floralia	C	4.0	08 AUG 1990	JALISCO, GUADALAJARA	4
8	PEREZ PACHECO Anaisa	G	2.5	16 JAN 1992	OAXACA, OAXACA	12
9	VAZQUEZ DELGADILLO Lucia (C)	F	4.0	20 DEC 1965	MDO.MEX, MEXICO(MEX)	86
10	CAMARA ARANGO Rosa	F	3.0	25 SEP 1956	D.F, D.F(MEX)	112
11	TORRES RODRIGUEZ Alma	G	3.0	06 SEP 1967	D.F, D.F	46
12	MIRANDA Claudia Magali	G	3.0	27 MAY 1978	D.F, D.F(MEX)	64
13	GUZMAN ACOSTA Rubicela	F	3.0	09 FEB 1977	JALISCO, JALISCO(MEX)	49
14	VERA Rosa Herlinda	G	2.0	18 FEB 1965	MDO.MEX, MDO.MEX(MEX)	71
15	GARCIA AMADOR Wendy	G	1.0	07 OCT 1980	D.F, D.F(MEX)	38

**Team Average**

**6.9**

**Coach** DAVILA Aaron  
**Assistant Coach** PIMENTEL Rene

**Team Uniform Colour:**

**Light:** WHITE

**Dark:** RED

**Note:**  
Number of international games played provided by NPC

**Legend:**  
(C) Captain                      **C**                      Centre                      **F**                      Forward                      **G**                      Guard  
Pos                      Playing Position



**TEAM ROSTER** As of 5 SEP 2008

球队名单

**NED - NETHERLANDS**

No.	Name	Pos	Sport Class	Date of Birth	Club - Season 2007/2008	Int'l Games Played
4	HUITZING Inge	G	4.5	19 APR 1974	SC DEVEDO, ERMELO(NED)	0
5	BOEKHOORN Patries	F	1.0	05 JUL 1970	SC DEVEDO, ERMELO(NED)	0
6	VISSER Jitske	F	1.0	29 OCT 1992	HSV BASKETBALL, HAREN(NED)	0
7	OOSTERBAAN Roos	G	1.5	18 MAY 1979	SC DEVEDO, ERMELO(NED)	0
8	PIETERSE Fleur	F	2.5	28 OCT 1978		0
9	GARNIER Petra (C)	C	4.5	05 NOV 1970	SC DEVEDO, ERMELO(NED)	0
10	RAMAEKERS Brenda	C	4.5	03 NOV 1985	JBC NOORDERHAVEN, DEN HELDER(NED)	0
11	KORVER Cher	G	2.5	11 AUG 1976	SC DEVEDO, ERMELO(NED)	0
12	BRAAM Sandra	F	1.0	30 MAY 1978	SC DEVEDO, ERMELO(NED)	0
13	VAN BERGEN Barbara	F	2.0	09 JUN 1978	ARROWS '81, ROTTERDAM(NED)	0
14	VERSLOOT Carina	F	3.0	10 MAY 1980	SC DEVEDO, ERMELO(NED)	0
15	van OOSTROM Elsbeth	C	4.5	21 JUN 1982	SC DEVEDO, ERMELO(NED)	0

**Team Average**

**0.0**

**Coach** LANSINK ROTGERINK Yvonne  
**Assistant Coach** van de BUNTE Kees

**Team Uniform Colour:**

**Light:** WHITE  
**Dark:** ORANGE

**Note:**  
Number of international games played provided by NPC

**Legend:**  
(C) Captain                      C                      Centre                      F                      Forward                      G                      Guard  
Pos                      Playing Position



**TEAM ROSTER** As of 5 SEP 2008

球队名单

**USA - UNITED STATES of AMERICA**

No.	Name	Pos	Sport Class	Date of Birth	Club - Season 2007/2008	Int'l Games Played
4	MURRAY Becca	G	2.5	15 APR 1990	RIC SKY, CHICAGO, ILLINOIS(USA)	6
5	CISNEROS Patty (C)	G	2.0	12 NOV 1977	CHAMPAIGN FIRE, CHMPAIGN, ILLINOIS(USA)	37
6	HOSKINS Emily	G	1.0	30 JAN 1983	PHOENIX MERCURY, PHOENIX, ARIZONA(USA)	23
7	RUDELLE Jen	G	4.5	02 APR 1978	CHAMPAIGN FIRE, CHAMPAIGN ILLINOIS(USA)	31
8	SCHNEIDER Natalie	F	4.5	11 FEB 1983	U. OF ARIZONA, TUCSON, ARIZONA(USA)	0
9	NICHOLS Alana	G	2.5	21 APR 1983	U. OF ALABAMA, TUSCALOOSA, ALABAMA(USA)	16
10	WHEELER Stephanie	G	2.0	16 JAN 1981	U. OF ALABAMA, TUSCALOOSA, ALABAMA(USA)	33
11	CASTLE Sarah	G	2.5	22 JAN 1984	U. OF ILLINOIS, CHMPAIGN, ILLINOIS(USA)	17
12	RIPP Christina	G	2.5	31 JUL 1980	D. R. NUGGETS, DENVER, COLORAD	47
13	GONZALES Loraine	F	4.0	06 OCT 1977	LADY MAVERICKS, DALLAS, TEXAS(USA)	11
14	MILFORD Mary Allison	G	1.0	28 APR 1986	U. OF ALABAMA, TUSCALOOSA, ALABAMA(USA)	17
15	HOFFMAN Carlee	F	4.0	10 JUL 1986	UNIV OF ILLINOIS, CHMPAIGN, ILLINOIS(USA)	23

**Team Average**

**2.2**

**Coach** LYKINS Ronald  
**Assistant Coach** SIKORA John  
**Assistant Coach** TAYLOR Robert

**Team Uniform Colour:**  
**Light:** WHITE  
**Dark:** RED

**Note:**  
Number of international games played provided by NPC

**Legend:**  
(C) Captain      F Forward      G Guard      Pos Playing Position



**TEAM ROSTER** As of 5 SEP 2008

球队名单

**AUS - AUSTRALIA**

No.	Name	Pos	Sport Class	Date of Birth	Club - Season 2007/2008	Int'l Games Played
4	DOMASCHENZ Melanie	G	1.0	13 OCT 1983	DANDENONG RANGERS, MELBOURNE(AUS)	80
5	CRISPIN Cobi	F	4.0	22 DEC 1988	WESTERN STARS, FERTH(AUS)	39
6	KEAN Bridie	F	4.0	27 FEB 1987	DANDENONG RANGERS, MELBOURNE(AUS)	23
7	HALL Melanie	G	2.5	11 JAN 1977	QUEENSLAND COMETS, BRISBANE(AUS)	50
8	McKENZIE Tina	F	3.0	24 SEP 1999	DANDENONG RANGERS, MELBOURNE(AUS)	106
9	TESCH Liesl (C)	F	4.0	17 MAY 1969	HILLS HORNETS, SYDNEY(AUS)	175
10	BURZYNSKI Clare	G	1.0	11 AUG 1986	WESTERN STARS, FERTH(AUS)	59
11	GAUCI Kylie	G	2.0	01 JAN 1985	GLADIATORS, SYDNEY(AUS)	102
12	CHAPLIN Shelley	F	3.5	04 SEP 1984	DANDENONG RANGERS, MELBOURNE(AUS)	93
13	STEWART Sarah	F	3.0	13 JUN 1976	HILLS HORNETS, SYDNEY(AUS)	86
14	HILL Katie	G	3.0	17 FEB 1984	HILLS HORNETS, SYDNEY(AUS)	52
15	O'KELLY-KENNEDY Kathleen	C	4.0	21 JUN 1986	GLADIATORS, SYDNEY(AUS)	57

**Team Average**

**76.8**

**Coach** HEWSON Gerry  
**Assistant Coach** HEWISH Mark

**Team Uniform Colour:**

**Light:** GOLD  
**Dark:** GREEN

**Note:**  
Number of international games played provided by NPC

**Legend:**  
(C) Captain                      **C**                      Centre                      **F**                      Forward                      **G**                      Guard  
Pos                      Playing Position



**TEAM ROSTER** As of 5 SEP 2008

球队名单

**BRA - BRAZIL**

No.	Name	Pos	Sport Class	Date of Birth	Club - Season 2007/2008	Int'l Games Played
4	REIS Cleonete	F	2.0	26 SEP 1976	ALL STAR RODAS, BELEM(BRA)	20
5	COSTA Debora	G	4.0	04 APR 1989	ALL STAR RODAS, BELEM(BRA)	10
6	MAFRA Naildes	F	2.0	22 NOV 1977	ALL STAR RODAS, BELEM(BRA)	20
7	FARIAS Andreia Cristina	F	1.0	23 APR 1986	ALL STAR RODAS, BELEM(BRA)	4
8	SILVA RAMOS Rosalia	F	2.0	22 JAN 1970	ACADEF, RIO DE JANEIRO(BRA)	23
9	MARTINS Lia Soares	C	4.5	09 JUN 1987	ALL STAR RODAS, BELEM(BRA)	15
10	SANTOS Monica Andrade	C	4.5	16 JAN 1979	CAD, SAO PAULO(BRA)	18
11	MORAES Jucilene	G	4.0	25 NOV 1978	ALL STAR RODAS, BELEM(BRA)	28
12	PANTOJA Ozineide	C	2.5	25 SEP 1971	ALL STAR RODAS, BELEM(BRA)	17
13	GOMES Elizabeth	F	1.0	15 JAN 1965	ADEFISA, SANTOS(BRA)	13
14	FERRAO Helena	F	4.0	17 JAN 1977	ALL STAR RODAS, BELEM(BRA)	15
15	ALMEIDA Vileide	C	4.5	02 NOV 1991	ALL STAR RODAS, BELEM(BRA)	2

**Team Average**

**7.7**

**Coach** CORREA Wilson  
**Assistant Coach** LEMOS Mauricio

**Team Uniform Colour:**

**Light:** GOLD  
**Dark:** GREEN

**Note:**  
Number of international games played provided by NPC

**Legend:**  
C Centre F Forward G Guard Pos Playing Position



**TEAM ROSTER** As of 5 SEP 2008  
球队名单

**CAN - CANADA**

No.	Name	Pos	Sport Class	Date of Birth	Club - Season 2007/2008	Int'l Games Played
4	KREMPIEN Jennifer	G	1.0	19 FEB 1975	BC BREAKERS, VANCOUVER(CAN)	0
5	McLACHLAN Janet	C	4.5	26 AUG 1977	BC BREAKERS, VANCOUVER(CAN)	0
6	OHAMA Kendra	G	2.5	01 JUN 1965	CALGARY ROLLERS, CALGARY(CAN)	0
7	OUELLET Cindy	F	3.5	08 DEC 1988	QUEBEC, QUEBEC(CAN)	0
8	FERGUSON Tracey	F	3.0	07 SEP 1974	VARIETY VILLAGE, TORONTO(CAN)	0
9	BENOIT Chantal (C)	F	3.5	01 OCT 1960	QUEBEC, QUEBEC(CAN)	0
10	HARNOCK Katie	G	2.5	12 AUG 1983	UNIVERSITY OF ALABAMA, ALABAMA(USA)	0
11	PETTINICCHI Sabrina	G	1.5	09 AUG 1972	QUEBEC, QUEBEC(CAN)	0
12	FRANKS Lisa	G	1.0	06 APR 1982	SASKATCHEWAN, SASKATCHEWAN(CAN)	0
13	RADKE Lori	F	4.5	27 FEB 1966	CALGARY ROLLERS, CALGARY(CAN)	0
14	THOMAS Misty	C	4.5	01 JUL 1964	BC BREAKERS, VANCOUVER(CAN)	0
15	FESER Tara	C	4.5	02 FEB 1980	EDMONTON INFERNO, EDMONTON(CAN)	0

**Team Average**

**0.0**

**Coach** FRICK Tim  
**Assistant Coach** JOHNSON Bill  
**Assistant Coach** NICHOLSON Patricia

**Team Uniform Colour:**  
**Light:** WHITE  
**Dark:** BLACK

**Note:**  
Number of international games played provided by NPC

**Legend:**  
(C) Captain                      **C**                      Centre                      **F**                      Forward                      **G**                      Guard  
Pos                      Playing Position



TEAM ROSTER As of 5 SEP 2008

球队名单

CHN - CHINA

No.	Name	Pos	Sport Class	Date of Birth	Club - Season 2007/2008	Int'l Games Played
4	ZHANG Santao (C)	C	4.0	28 NOV 1966	GUANGDONG, GUANGZHOU(CHN)	4
5	GU Li	C	4.5	08 DEC 1981	LIAONING, SHENYANG(CHN)	2
6	HAO Wenhua	C	4.0	29 SEP 1988	HEBEI, SHIJIAZHUANG(CHN)	2
7	FU Yongqing	C	4.0	12 SEP 1979	YUNNAN, KUNMING(CHN)	4
8	YANG Chao	C	4.0	24 MAR 1986	YUNNAN, KUNMING(CHN)	4
9	PENG Fengling	F	4.0	22 SEP 1984	BEIJING, BEIJING(CHN)	4
10	CHEN Damei	F	3.0	03 DEC 1986	YUNNAN, KUNMING(CHN)	3
11	CHEN Qiurong	G	1.0	20 OCT 1982	YUNNAN, KUNMING(CHN)	4
12	LIU Mihuan	G	1.5	21 FEB 1983	YUNNAN, KUNMING(CHN)	3
13	LI Yanhua	G	1.5	21 SEP 1982	YUNNAN, KUNMING(CHN)	3
14	CAO Qiuping	F	3.0	18 AUG 1979	BEIJING, BEIJING(CHN)	4
15	ZHENG Donghuai	F	2.5	15 DEC 1981	YUNNAN, KUNMING(CHN)	5

Team Average

0.9

**Coach** LIU Tiehua  
**Assistant Coach** ZHANG Chunling

**Team Uniform Colour:**

**Light:** WHITE

**Dark:** RED

**Note:**  
Number of international games played provided by NPC

**Legend:**  
(C) Captain                      C              Centre                      F              Forward                      G              Guard  
Pos              Playing Position



**TEAM ROSTER** As of 5 SEP 2008

球队名单

**GER - GERMANY**

No.	Name	Pos	Sport Class	Date of Birth	Club - Season 2007/2008	Int'l Games Played
4	KAUTZ Britta	F	1.0	19 MAR 1982	RSV LAHN DILL, WETZLAR(GER)	58
5	MEITNER Birgit	G	2.5	14 SEP 1977	REHA AUGSBURG, AUGSBURG(GER)	122
6	KUES Simone	F	1.0	08 NOV 1976	HAMBURGER SV, HAMBURG(GER)	143
7	MULLER Edina Anita	F	2.0	28 JUN 1983	ASV BONN, BONN(GER)	76
8	ZEYEN Annika	G	1.5	17 FEB 1985	RSV LAHN DILL, WETZLAR(GER)	144
9	SEIFERT Nicole	G	1.5	02 SEP 1974	HAMBURGER SV, HAMBURG(GER)	170
10	SCHUNEMANN Gesche	C	4.5	18 NOV 1982	RSV LAHN DILL, WETZLAR(GER)	49
11	SCHRATZ Nora	G	2.5	01 JUL 1979	RSC FRANKFURT, FRANKFURT(GER)	158
12	BUTTERBRODT Maren	C	4.5	16 JUL 1977	RSG LANGENHAGEN, HANNOVER(GER)	113
13	BEHRENS Alke	F	1.0	23 SEP 1979	RSC KOLN, KOLN(GER)	45
14	KAHL Annette (C)	C	4.5	16 NOV 1972	HAMBURGER SV, HAMBURG(GER)	139
15	MOHNEN Marina	C	4.5	31 OCT 1978	RSC KOLN, KOLN(GER)	97

**Team Average**

**21.9**

**Coach** GLINICKI Holger Ingo  
**Assistant Coach** RICHARZ Peter

**Team Uniform Colour:**

**Light:** WHITE

**Dark:** BLACK

**Note:**  
Number of international games played provided by NPC

**Legend:**  
(C) Captain                      **C**                      Centre                      **F**                      Forward                      **G**                      Guard  
**Pos**                      Playing Position





TEAM ROSTER As of 5 SEP 2008

球队名单

GBR - GREAT BRITAIN

No.	Name	Pos	Sport Class	Date of Birth	Club - Season 2007/2008	Int'l Games Played
4	MACLEAN Caroline	G	2.0	19 APR 1975	ACES, AYLESBURY(GBR)	0
5	HARPER Joanne	G	1.0	21 JAN 1965	SHEFFIELD STEELERS, SHEFFIELD(GBR)	10
6	STRANGE Clare	G	1.5	18 SEP 1979	ACES, AYLESBURY(GBR)	0
7	FREEMAN Helen	F	4.0	23 NOV 1989	FORCE, LONDON(GBR)	40
8	WILD Ann	G	2.0	11 APR 1973	FORCE, LONDON(GBR)	0
9	JOHNSON Paula	F	2.5	13 OCT 1977	BARON IN FURRESS, CLUMBIA(GBR)	0
10	WAGER Sally	F	3.0	13 AUG 1981	RHINOS, WOLVERHAMPTON(GBR)	0
11	FOX Jill	G	1.5	11 MAR 1970	SHEFFIELD STEELERS, SHEFFIELD(GBR)	0
12	TURNER Helen	F	4.0	15 OCT 1977	FORCE, LONDON(GBR)	0
13	SUGDEN Louise	G	2.0	20 JUL 1984	FORCE, LONDON(GBR)	60
14	McDONALD Pauline	G	2.5	15 APR 1980	SWBC TIGERS, BRIGHTON(GBR)	15
15	MATTHEWS Caroline (C)	C	4.5	12 APR 1973	CELTS, CARDIFF(GBR)	77

Team Average

2.8

**Coach** PEEL Garry  
**Assistant Coach** BHANIA Haj Singh  
**Assistant Coach** FODEN Mathew

**Team Uniform Colour:**  
**Light:** WHITE  
**Dark:** RED

**Note:**  
Number of international games played provided by NPC

**Legend:**  
(C) Captain                      C                      Centre                      F                      Forward                      G                      Guard  
Pos                      Playing Position



**TEAM ROSTER** As of 5 SEP 2008

球队名单

**JPN - JAPAN**

No.	Name	Pos	Sport Class	Date of Birth	Club - Season 2007/2008	Int'l Games Played
4	BETTO Yuka	F	3.0	31 JUL 1971	BRILLIANT CATS, AICHI(JPN)	8
5	MASHIKO Megumi	G	3.0	02 JUL 1970	TEAM EARTH, FUKUSHIMA(JPN)	16
6	URAMOTO Miki	G	2.5	10 SEP 1981	KYUSHU DOLPHIN, FUKUOKA(JPN)	6
7	TANEDA Kimi	G	1.0	23 NOV 1974	PASSION, KOCHI(JPN)	5
8	KOSUZUKI Tomomi	F	3.5	06 APR 1979	BRILLIANT CATS, AICHI(JPN)	0
9	TAKABAYASHI Mika (C)	G	1.5	26 JUN 1971	BRILLIANT CATS, AICHI(JPN)	28
10	YOSHIDA Erika	F	1.0	23 AUG 1977	BRILLIANT CATS, AICHI(JPN)	12
11	KAWAKAMI Rie	F	1.0	08 APR 1971	ELFIN, GUNMA(JPN)	15
12	TAKUBO Ikumi	F	4.0	02 NOV 1982	WING, KANAGAWA(JPN)	9
13	SUGAHARA Naoko	C	4.5	30 MAY 1968	COCKTAIL, KYOTO(JPN)	16
14	SOEDA Tomoe	F	3.5	09 JAN 1975	WING, KANAGAWA(JPN)	11
15	AMIMOTO Mari	F	4.5	15 NOV 1988	COCKTAIL, KYOTO(JPN)	7

**Team Average**

**1.6**

**Coach** IWASA Yoshiaki  
**Assistant Coach** KIKUCHI Tetsuhiro

**Team Uniform Colour:**

**Light:** WHITE

**Dark:** BLUE

**Note:**  
Number of international games played provided by NPC

**Legend:**  
(C) Captain                      **C**                      Centre                      **F**                      Forward                      **G**                      Guard  
Pos                      Playing Position



**TEAM ROSTER** As of 5 SEP 2008

球队名单

**MEX - MEXICO**

No.	Name	Pos	Sport Class	Date of Birth	Club - Season 2007/2008	Int'l Games Played
4	VAZQUEZ SUAREZ Cecilia		2.5	19 DEC 1965	MDO.MEX, MEXICO(MEX)	92
5	RODRIGUEZ VELAZQUEZ Patricia	G	2.0	18 MAR 1967	JALISCO, GUADALAJARA	47
6	TORRES LOPEZ Rocio	C	3.5	09 OCT 1973	MDO.MEX, MEXICO(MEX)	42
7	ESTRADA BERNAL Floralia	C	4.0	08 AUG 1990	JALISCO, GUADALAJARA	4
8	PEREZ PACHECO Anaisa	G	2.5	16 JAN 1992	OAXACA, OAXACA	12
9	VAZQUEZ DELGADILLO Lucia (C)	F	4.0	20 DEC 1965	MDO.MEX, MEXICO(MEX)	86
10	CAMARA ARANGO Rosa	F	3.0	25 SEP 1956	D.F, D.F(MEX)	112
11	TORRES RODRIGUEZ Alma	G	3.0	06 SEP 1967	D.F, D.F	46
12	MIRANDA Claudia Magali	G	3.0	27 MAY 1978	D.F, D.F(MEX)	64
13	GUZMAN ACOSTA Rubicela	F	3.0	09 FEB 1977	JALISCO, JALISCO(MEX)	49
14	VERA Rosa Herlinda	G	2.0	18 FEB 1965	MDO.MEX, MDO.MEX(MEX)	71
15	GARCIA AMADOR Wendy	G	1.0	07 OCT 1980	D.F, D.F(MEX)	38
<b>Team Average</b>						<b>6.9</b>

**Coach** DAVILA Aaron  
**Assistant Coach** PIMENTEL Rene

**Team Uniform Colour:**  
**Light:** WHITE  
**Dark:** RED

**Note:**  
Number of international games played provided by NPC

**Legend:**  
(C) Captain                      C                      Centre                      F                      Forward                      G                      Guard  
Pos                      Playing Position



**TEAM ROSTER** As of 5 SEP 2008

球队名单

**NED - NETHERLANDS**

No.	Name	Pos	Sport Class	Date of Birth	Club - Season 2007/2008	Int'l Games Played
4	HUITZING Inge	G	4.5	19 APR 1974	SC DEVEDO, ERMELO(NED)	0
5	BOEKHOORN Patries	F	1.0	05 JUL 1970	SC DEVEDO, ERMELO(NED)	0
6	VISSER Jitske	F	1.0	29 OCT 1992	HSV BASKETBALL, HAREN(NED)	0
7	OOSTERBAAN Roos	G	1.5	18 MAY 1979	SC DEVEDO, ERMELO(NED)	0
8	PIETERSE Fleur	F	2.5	28 OCT 1978		0
9	GARNIER Petra (C)	C	4.5	05 NOV 1970	SC DEVEDO, ERMELO(NED)	0
10	RAMAEKERS Brenda	C	4.5	03 NOV 1985	JBC NOORDERHAVEN, DEN HELDER(NED)	0
11	KORVER Cher	G	2.5	11 AUG 1976	SC DEVEDO, ERMELO(NED)	0
12	BRAAM Sandra	F	1.0	30 MAY 1978	SC DEVEDO, ERMELO(NED)	0
13	VAN BERGEN Barbara	F	2.0	09 JUN 1978	ARROWS '81, ROTTERDAM(NED)	0
14	VERSLOOT Carina	F	3.0	10 MAY 1980	SC DEVEDO, ERMELO(NED)	0
15	van OOSTROM Elsbeth	C	4.5	21 JUN 1982	SC DEVEDO, ERMELO(NED)	0

**Team Average**

**0.0**

**Coach** LANSINK ROTGERINK Yvonne  
**Assistant Coach** van de BUNTE Kees

**Team Uniform Colour:**

**Light:** WHITE

**Dark:** ORANGE

**Note:**  
Number of international games played provided by NPC

**Legend:**  
(C) Captain                      **C**                      Centre                      **F**                      Forward                      **G**                      Guard  
Pos                      Playing Position



**TEAM ROSTER** As of 5 SEP 2008

球队名单

**USA - UNITED STATES of AMERICA**

No.	Name	Pos	Sport Class	Date of Birth	Club - Season 2007/2008	Int'l Games Played
4	MURRAY Becca	G	2.5	15 APR 1990	RIC SKY, CHICAGO, ILLINOIS(USA)	6
5	CISNEROS Patty (C)	G	2.0	12 NOV 1977	CHAMPAIGN FIRE, CHMPAIGN, ILLINOIS(USA)	37
6	HOSKINS Emily	G	1.0	30 JAN 1983	PHOENIX MERCURY, PHOENIX, ARIZONA(USA)	23
7	RUDELLE Jen	G	4.5	02 APR 1978	CHAMPAIGN FIRE, CHAMPAIGN ILLINOIS(USA)	31
8	SCHNEIDER Natalie	F	4.5	11 FEB 1983	U. OF ARIZONA, TUCSON, ARIZONA(USA)	0
9	NICHOLS Alana	G	2.5	21 APR 1983	U. OF ALABAMA, TUSCALOOSA, ALABAMA(USA)	16
10	WHEELER Stephanie	G	2.0	16 JAN 1981	U. OF ALABAMA, TUSCALOOSA, ALABAMA(USA)	33
11	CASTLE Sarah	G	2.5	22 JAN 1984	U. OF ILLINOIS, CHMPAIGN, ILLINOIS(USA)	17
12	RIPP Christina	G	2.5	31 JUL 1980	D. R. NUGGETS, DENVER, COLORAD	47
13	GONZALES Loraine	F	4.0	06 OCT 1977	LADY MAVERICKS, DALLAS, TEXAS(USA)	11
14	MILFORD Mary Allison	G	1.0	28 APR 1986	U. OF ALABAMA, TUSCALOOSA, ALABAMA(USA)	17
15	HOFFMAN Carlee	F	4.0	10 JUL 1986	UNIV OF ILLINOIS, CHMPAIGN, ILLINOIS(USA)	23

**Team Average**

**2.2**

**Coach** LYKINS Ronald  
**Assistant Coach** SIKORA John  
**Assistant Coach** TAYLOR Robert

**Team Uniform Colour:**

**Light:** WHITE

**Dark:** RED

**Note:**  
Number of international games played provided by NPC

**Legend:**  
(C) Captain      F Forward      G Guard      Pos Playing Position



**TEAM ROSTER** As of 5 SEP 2008

球队名单

**AUS - AUSTRALIA**

No.	Name	Pos	Sport Class	Date of Birth	Club - Season 2007/2008	Int'l Games Played
4	DOMASCHENZ Melanie	G	1.0	13 OCT 1983	DANDENONG RANGERS, MELBOURNE(AUS)	80
5	CRISPIN Cobi	F	4.0	22 DEC 1988	WESTERN STARS, FERTH(AUS)	39
6	KEAN Bridie	F	4.0	27 FEB 1987	DANDENONG RANGERS, MELBOURNE(AUS)	23
7	HALL Melanie	G	2.5	11 JAN 1977	QUEENSLAND COMETS, BRISBANE(AUS)	50
8	McKENZIE Tina	F	3.0	24 SEP 1999	DANDENONG RANGERS, MELBOURNE(AUS)	106
9	TESCH Liesl (C)	F	4.0	17 MAY 1969	HILLS HORNETS, SYDNEY(AUS)	175
10	BURZYNSKI Clare	G	1.0	11 AUG 1986	WESTERN STARS, FERTH(AUS)	59
11	GAUCI Kylie	G	2.0	01 JAN 1985	GLADIATORS, SYDNEY(AUS)	102
12	CHAPLIN Shelley	F	3.5	04 SEP 1984	DANDENONG RANGERS, MELBOURNE(AUS)	93
13	STEWART Sarah	F	3.0	13 JUN 1976	HILLS HORNETS, SYDNEY(AUS)	86
14	HILL Katie	G	3.0	17 FEB 1984	HILLS HORNETS, SYDNEY(AUS)	52
15	O'KELLY-KENNEDY Kathleen	C	4.0	21 JUN 1986	GLADIATORS, SYDNEY(AUS)	57

**Team Average**

**76.8**

**Coach** HEWSON Gerry  
**Assistant Coach** HEWISH Mark

**Team Uniform Colour:**

**Light:** GOLD  
**Dark:** GREEN

**Note:**  
Number of international games played provided by NPC

**Legend:**  
(C) Captain                      **C**                      Centre                      **F**                      Forward                      **G**                      Guard  
Pos                      Playing Position



**TEAM ROSTER** As of 5 SEP 2008

球队名单

**BRA - BRAZIL**

No.	Name	Pos	Sport Class	Date of Birth	Club - Season 2007/2008	Int'l Games Played
4	REIS Cleonete	F	2.0	26 SEP 1976	ALL STAR RODAS, BELEM(BRA)	20
5	COSTA Debora	G	4.0	04 APR 1989	ALL STAR RODAS, BELEM(BRA)	10
6	MAFRA Naildes	F	2.0	22 NOV 1977	ALL STAR RODAS, BELEM(BRA)	20
7	FARIAS Andreia Cristina	F	1.0	23 APR 1986	ALL STAR RODAS, BELEM(BRA)	4
8	SILVA RAMOS Rosalia	F	2.0	22 JAN 1970	ACADEF, RIO DE JANEIRO(BRA)	23
9	MARTINS Lia Soares	C	4.5	09 JUN 1987	ALL STAR RODAS, BELEM(BRA)	15
10	SANTOS Monica Andrade	C	4.5	16 JAN 1979	CAD, SAO PAULO(BRA)	18
11	MORAES Jucilene	G	4.0	25 NOV 1978	ALL STAR RODAS, BELEM(BRA)	28
12	PANTOJA Ozineide	C	2.5	25 SEP 1971	ALL STAR RODAS, BELEM(BRA)	17
13	GOMES Elizabeth	F	1.0	15 JAN 1965	ADEFISA, SANTOS(BRA)	13
14	FERRAO Helena	F	4.0	17 JAN 1977	ALL STAR RODAS, BELEM(BRA)	15
15	ALMEIDA Vileide	C	4.5	02 NOV 1991	ALL STAR RODAS, BELEM(BRA)	2

**Team Average**

**7.7**

**Coach** CORREA Wilson  
**Assistant Coach** LEMOS Mauricio

**Team Uniform Colour:**

**Light:** GOLD  
**Dark:** GREEN

**Note:**  
Number of international games played provided by NPC

**Legend:**  
C Centre F Forward G Guard Pos Playing Position



**TEAM ROSTER** As of 5 SEP 2008  
球队名单

**CAN - CANADA**

No.	Name	Pos	Sport Class	Date of Birth	Club - Season 2007/2008	Int'l Games Played
4	KREMPIEN Jennifer	G	1.0	19 FEB 1975	BC BREAKERS, VANCOUVER(CAN)	0
5	McLACHLAN Janet	C	4.5	26 AUG 1977	BC BREAKERS, VANCOUVER(CAN)	0
6	OHAMA Kendra	G	2.5	01 JUN 1965	CALGARY ROLLERS, CALGARY(CAN)	0
7	OUELLET Cindy	F	3.5	08 DEC 1988	QUEBEC, QUEBEC(CAN)	0
8	FERGUSON Tracey	F	3.0	07 SEP 1974	VARIETY VILLAGE, TORONTO(CAN)	0
9	BENOIT Chantal (C)	F	3.5	01 OCT 1960	QUEBEC, QUEBEC(CAN)	0
10	HARNOCK Katie	G	2.5	12 AUG 1983	UNIVERSITY OF ALABAMA, ALABAMA(USA)	0
11	PETTINICCHI Sabrina	G	1.5	09 AUG 1972	QUEBEC, QUEBEC(CAN)	0
12	FRANKS Lisa	G	1.0	06 APR 1982	SASKATCHEWAN, SASKATCHEWAN(CAN)	0
13	RADKE Lori	F	4.5	27 FEB 1966	CALGARY ROLLERS, CALGARY(CAN)	0
14	THOMAS Misty	C	4.5	01 JUL 1964	BC BREAKERS, VANCOUVER(CAN)	0
15	FESER Tara	C	4.5	02 FEB 1980	EDMONTON INFERNO, EDMONTON(CAN)	0

**Team Average**

**0.0**

**Coach** FRICK Tim  
**Assistant Coach** JOHNSON Bill  
**Assistant Coach** NICHOLSON Patricia

**Team Uniform Colour:**

**Light:** WHITE

**Dark:** BLACK

**Note:**  
Number of international games played provided by NPC

**Legend:**  
(C) Captain                      **C**                      Centre                      **F**                      Forward                      **G**                      Guard  
**Pos**                      Playing Position





TEAM ROSTER As of 5 SEP 2008

球队名单

CHN - CHINA

No.	Name	Pos	Sport Class	Date of Birth	Club - Season 2007/2008	Int'l Games Played
4	ZHANG Santao (C)	C	4.0	28 NOV 1966	GUANGDONG, GUANGZHOU(CHN)	4
5	GU Li	C	4.5	08 DEC 1981	LIAONING, SHENYANG(CHN)	2
6	HAO Wenhua	C	4.0	29 SEP 1988	HEBEI, SHIJIAZHUANG(CHN)	2
7	FU Yongqing	C	4.0	12 SEP 1979	YUNNAN, KUNMING(CHN)	4
8	YANG Chao	C	4.0	24 MAR 1986	YUNNAN, KUNMING(CHN)	4
9	PENG Fengling	F	4.0	22 SEP 1984	BEIJING, BEIJING(CHN)	4
10	CHEN Damei	F	3.0	03 DEC 1986	YUNNAN, KUNMING(CHN)	3
11	CHEN Qiurong	G	1.0	20 OCT 1982	YUNNAN, KUNMING(CHN)	4
12	LIU Mihuan	G	1.5	21 FEB 1983	YUNNAN, KUNMING(CHN)	3
13	LI Yanhua	G	1.5	21 SEP 1982	YUNNAN, KUNMING(CHN)	3
14	CAO Qiuping	F	3.0	18 AUG 1979	BEIJING, BEIJING(CHN)	4
15	ZHENG Donghuai	F	2.5	15 DEC 1981	YUNNAN, KUNMING(CHN)	5

Team Average

0.9

**Coach** LIU Tiehua  
**Assistant Coach** ZHANG Chunling

**Team Uniform Colour:**

**Light:** WHITE

**Dark:** RED

**Note:**  
Number of international games played provided by NPC

**Legend:**  
(C) Captain                      C                      Centre                      F                      Forward                      G                      Guard  
Pos                      Playing Position



**TEAM ROSTER** As of 5 SEP 2008

球队名单

**GER - GERMANY**

No.	Name	Pos	Sport Class	Date of Birth	Club - Season 2007/2008	Int'l Games Played
4	KAUTZ Britta	F	1.0	19 MAR 1982	RSV LAHN DILL, WETZLAR(GER)	58
5	MEITNER Birgit	G	2.5	14 SEP 1977	REHA AUGSBURG, AUGSBURG(GER)	122
6	KUES Simone	F	1.0	08 NOV 1976	HAMBURGER SV, HAMBURG(GER)	143
7	MULLER Edina Anita	F	2.0	28 JUN 1983	ASV BONN, BONN(GER)	76
8	ZEYEN Annika	G	1.5	17 FEB 1985	RSV LAHN DILL, WETZLAR(GER)	144
9	SEIFERT Nicole	G	1.5	02 SEP 1974	HAMBURGER SV, HAMBURG(GER)	170
10	SCHUNEMANN Gesche	C	4.5	18 NOV 1982	RSV LAHN DILL, WETZLAR(GER)	49
11	SCHRATZ Nora	G	2.5	01 JUL 1979	RSC FRANKFURT, FRANKFURT(GER)	158
12	BUTTERBRODT Maren	C	4.5	16 JUL 1977	RSG LANGENHAGEN, HANNOVER(GER)	113
13	BEHRENS Alke	F	1.0	23 SEP 1979	RSC KOLN, KOLN(GER)	45
14	KAHL Annette (C)	C	4.5	16 NOV 1972	HAMBURGER SV, HAMBURG(GER)	139
15	MOHNEN Marina	C	4.5	31 OCT 1978	RSC KOLN, KOLN(GER)	97

**Team Average**

**21.9**

**Coach** GLINICKI Holger Ingo  
**Assistant Coach** RICHARZ Peter

**Team Uniform Colour:**

**Light:** WHITE

**Dark:** BLACK

**Note:**  
Number of international games played provided by NPC

**Legend:**  
(C) Captain                      **C**                      Centre                      **F**                      Forward                      **G**                      Guard  
Pos                      Playing Position


**TEAM ROSTER** As of 5 SEP 2008

球队名单

**GBR - GREAT BRITAIN**

No.	Name	Pos	Sport Class	Date of Birth	Club - Season 2007/2008	Int'l Games Played
4	MACLEAN Caroline	G	2.0	19 APR 1975	ACES, AYLESBURY(GBR)	0
5	HARPER Joanne	G	1.0	21 JAN 1965	SHEFFIELD STEELERS, SHEFFIELD(GBR)	10
6	STRANGE Clare	G	1.5	18 SEP 1979	ACES, AYLESBURY(GBR)	0
7	FREEMAN Helen	F	4.0	23 NOV 1989	FORCE, LONDON(GBR)	40
8	WILD Ann	G	2.0	11 APR 1973	FORCE, LONDON(GBR)	0
9	JOHNSON Paula	F	2.5	13 OCT 1977	BARON IN FURRESS, CLUMBIA(GBR)	0
10	WAGER Sally	F	3.0	13 AUG 1981	RHINOS, WOLVERHAMPTON(GBR)	0
11	FOX Jill	G	1.5	11 MAR 1970	SHEFFIELD STEELERS, SHEFFIELD(GBR)	0
12	TURNER Helen	F	4.0	15 OCT 1977	FORCE, LONDON(GBR)	0
13	SUGDEN Louise	G	2.0	20 JUL 1984	FORCE, LONDON(GBR)	60
14	McDONALD Pauline	G	2.5	15 APR 1980	SWBC TIGERS, BRIGHTON(GBR)	15
15	MATTHEWS Caroline (C)	C	4.5	12 APR 1973	CELTS, CARDIFF(GBR)	77

**Team Average**
**2.8**

**Coach** PEEL Garry  
**Assistant Coach** BHANIA Haj Singh  
**Assistant Coach** FODEN Mathew

**Team Uniform Colour:**
**Light:** WHITE

**Dark:** RED

**Note:**  
 Number of international games played provided by NPC

**Legend:**  
 (C) Captain                      **C**                      Centre                      **F**                      Forward                      **G**                      Guard  
 Pos                      Playing Position



**TEAM ROSTER** As of 5 SEP 2008

球队名单

**JPN - JAPAN**

No.	Name	Pos	Sport Class	Date of Birth	Club - Season 2007/2008	Int'l Games Played
4	BETTO Yuka	F	3.0	31 JUL 1971	BRILLIANT CATS, AICHI(JPN)	8
5	MASHIKO Megumi	G	3.0	02 JUL 1970	TEAM EARTH, FUKUSHIMA(JPN)	16
6	URAMOTO Miki	G	2.5	10 SEP 1981	KYUSHU DOLPHIN, FUKUOKA(JPN)	6
7	TANEDA Kimi	G	1.0	23 NOV 1974	PASSION, KOCHI(JPN)	5
8	KOSUZUKI Tomomi	F	3.5	06 APR 1979	BRILLIANT CATS, AICHI(JPN)	0
9	TAKABAYASHI Mika (C)	G	1.5	26 JUN 1971	BRILLIANT CATS, AICHI(JPN)	28
10	YOSHIDA Erika	F	1.0	23 AUG 1977	BRILLIANT CATS, AICHI(JPN)	12
11	KAWAKAMI Rie	F	1.0	08 APR 1971	ELFIN, GUNMA(JPN)	15
12	TAKUBO Ikumi	F	4.0	02 NOV 1982	WING, KANAGAWA(JPN)	9
13	SUGAHARA Naoko	C	4.5	30 MAY 1968	COCKTAIL, KYOTO(JPN)	16
14	SOEDA Tomoe	F	3.5	09 JAN 1975	WING, KANAGAWA(JPN)	11
15	AMIMOTO Mari	F	4.5	15 NOV 1988	COCKTAIL, KYOTO(JPN)	7

**Team Average**

**1.6**

**Coach** IWASA Yoshiaki  
**Assistant Coach** KIKUCHI Tetsuhiro

**Team Uniform Colour:**

**Light:** WHITE

**Dark:** BLUE

**Note:**  
Number of international games played provided by NPC

**Legend:**  
(C) Captain                      **C**                      Centre                      **F**                      Forward                      **G**                      Guard  
Pos                      Playing Position



**TEAM ROSTER** As of 5 SEP 2008

球队名单

**MEX - MEXICO**

No.	Name	Pos	Sport Class	Date of Birth	Club - Season 2007/2008	Int'l Games Played
4	VAZQUEZ SUAREZ Cecilia		2.5	19 DEC 1965	MDO.MEX, MEXICO(MEX)	92
5	RODRIGUEZ VELAZQUEZ Patricia	G	2.0	18 MAR 1967	JALISCO, GUADALAJARA	47
6	TORRES LOPEZ Rocio	C	3.5	09 OCT 1973	MDO.MEX, MEXICO(MEX)	42
7	ESTRADA BERNAL Floralia	C	4.0	08 AUG 1990	JALISCO, GUADALAJARA	4
8	PEREZ PACHECO Anaisa	G	2.5	16 JAN 1992	OAXACA, OAXACA	12
9	VAZQUEZ DELGADILLO Lucia (C)	F	4.0	20 DEC 1965	MDO.MEX, MEXICO(MEX)	86
10	CAMARA ARANGO Rosa	F	3.0	25 SEP 1956	D.F, D.F(MEX)	112
11	TORRES RODRIGUEZ Alma	G	3.0	06 SEP 1967	D.F, D.F	46
12	MIRANDA Claudia Magali	G	3.0	27 MAY 1978	D.F, D.F(MEX)	64
13	GUZMAN ACOSTA Rubicela	F	3.0	09 FEB 1977	JALISCO, JALISCO(MEX)	49
14	VERA Rosa Herlinda	G	2.0	18 FEB 1965	MDO.MEX, MDO.MEX(MEX)	71
15	GARCIA AMADOR Wendy	G	1.0	07 OCT 1980	D.F, D.F(MEX)	38

**Team Average**

**6.9**

**Coach** DAVILA Aaron  
**Assistant Coach** PIMENTEL Rene

**Team Uniform Colour:**

**Light:** WHITE

**Dark:** RED

**Note:**  
Number of international games played provided by NPC

**Legend:**  
(C) Captain                      **C**                      Centre                      **F**                      Forward                      **G**                      Guard  
Pos                      Playing Position



**TEAM ROSTER** As of 5 SEP 2008

球队名单

**NED - NETHERLANDS**

No.	Name	Pos	Sport Class	Date of Birth	Club - Season 2007/2008	Int'l Games Played
4	HUITZING Inge	G	4.5	19 APR 1974	SC DEVEDO, ERMELO(NED)	0
5	BOEKHOORN Patries	F	1.0	05 JUL 1970	SC DEVEDO, ERMELO(NED)	0
6	VISSER Jitske	F	1.0	29 OCT 1992	HSV BASKETBALL, HAREN(NED)	0
7	OOSTERBAAN Roos	G	1.5	18 MAY 1979	SC DEVEDO, ERMELO(NED)	0
8	PIETERSE Fleur	F	2.5	28 OCT 1978		0
9	GARNIER Petra (C)	C	4.5	05 NOV 1970	SC DEVEDO, ERMELO(NED)	0
10	RAMAEKERS Brenda	C	4.5	03 NOV 1985	JBC NOORDERHAVEN, DEN HELDER(NED)	0
11	KORVER Cher	G	2.5	11 AUG 1976	SC DEVEDO, ERMELO(NED)	0
12	BRAAM Sandra	F	1.0	30 MAY 1978	SC DEVEDO, ERMELO(NED)	0
13	VAN BERGEN Barbara	F	2.0	09 JUN 1978	ARROWS '81, ROTTERDAM(NED)	0
14	VERSLOOT Carina	F	3.0	10 MAY 1980	SC DEVEDO, ERMELO(NED)	0
15	van OOSTROM Elsbeth	C	4.5	21 JUN 1982	SC DEVEDO, ERMELO(NED)	0

**Team Average**

**0.0**

**Coach** LANSINK ROTGERINK Yvonne  
**Assistant Coach** van de BUNTE Kees

**Team Uniform Colour:**

**Light:** WHITE

**Dark:** ORANGE

**Note:**  
Number of international games played provided by NPC

**Legend:**  
(C) Captain                      **C**                      Centre                      **F**                      Forward                      **G**                      Guard  
Pos                      Playing Position



**TEAM ROSTER** As of 5 SEP 2008

球队名单

**USA - UNITED STATES of AMERICA**

No.	Name	Pos	Sport Class	Date of Birth	Club - Season 2007/2008	Int'l Games Played
4	MURRAY Becca	G	2.5	15 APR 1990	RIC SKY, CHICAGO, ILLINOIS(USA)	6
5	CISNEROS Patty (C)	G	2.0	12 NOV 1977	CHAMPAIGN FIRE, CHMPAIGN, ILLINOIS(USA)	37
6	HOSKINS Emily	G	1.0	30 JAN 1983	PHOENIX MERCURY, PHOENIX, ARIZONA(USA)	23
7	RUDELLE Jen	G	4.5	02 APR 1978	CHAMPAIGN FIRE, CHAMPAIGN ILLINOIS(USA)	31
8	SCHNEIDER Natalie	F	4.5	11 FEB 1983	U. OF ARIZONA, TUCSON, ARIZONA(USA)	0
9	NICHOLS Alana	G	2.5	21 APR 1983	U. OF ALABAMA, TUSCALOOSA, ALABAMA(USA)	16
10	WHEELER Stephanie	G	2.0	16 JAN 1981	U. OF ALABAMA, TUSCALOOSA, ALABAMA(USA)	33
11	CASTLE Sarah	G	2.5	22 JAN 1984	U. OF ILLINOIS, CHMPAIGN, ILLINOIS(USA)	17
12	RIPP Christina	G	2.5	31 JUL 1980	D. R. NUGGETS, DENVER, COLORAD	47
13	GONZALES Loraine	F	4.0	06 OCT 1977	LADY MAVERICKS, DALLAS, TEXAS(USA)	11
14	MILFORD Mary Allison	G	1.0	28 APR 1986	U. OF ALABAMA, TUSCALOOSA, ALABAMA(USA)	17
15	HOFFMAN Carlee	F	4.0	10 JUL 1986	UNIV OF ILLINOIS, CHMPAIGN, ILLINOIS(USA)	23

**Team Average**

**2.2**

**Coach** LYKINS Ronald  
**Assistant Coach** SIKORA John  
**Assistant Coach** TAYLOR Robert

**Team Uniform Colour:**  
**Light:** WHITE  
**Dark:** RED

**Note:**  
Number of international games played provided by NPC

**Legend:**  
(C) Captain      F Forward      G Guard      Pos Playing Position



**TEAM ROSTER** As of 5 SEP 2008

球队名单

**AUS - AUSTRALIA**

No.	Name	Pos	Sport Class	Date of Birth	Club - Season 2007/2008	Int'l Games Played
4	DOMASCHENZ Melanie	G	1.0	13 OCT 1983	DANDENONG RANGERS, MELBOURNE(AUS)	80
5	CRISPIN Cobi	F	4.0	22 DEC 1988	WESTERN STARS, FERTH(AUS)	39
6	KEAN Bridie	F	4.0	27 FEB 1987	DANDENONG RANGERS, MELBOURNE(AUS)	23
7	HALL Melanie	G	2.5	11 JAN 1977	QUEENSLAND COMETS, BRISBANE(AUS)	50
8	McKENZIE Tina	F	3.0	24 SEP 1999	DANDENONG RANGERS, MELBOURNE(AUS)	106
9	TESCH Liesl (C)	F	4.0	17 MAY 1969	HILLS HORNETS, SYDNEY(AUS)	175
10	BURZYNSKI Clare	G	1.0	11 AUG 1986	WESTERN STARS, FERTH(AUS)	59
11	GAUCI Kylie	G	2.0	01 JAN 1985	GLADIATORS, SYDNEY(AUS)	102
12	CHAPLIN Shelley	F	3.5	04 SEP 1984	DANDENONG RANGERS, MELBOURNE(AUS)	93
13	STEWART Sarah	F	3.0	13 JUN 1976	HILLS HORNETS, SYDNEY(AUS)	86
14	HILL Katie	G	3.0	17 FEB 1984	HILLS HORNETS, SYDNEY(AUS)	52
15	O'KELLY-KENNEDY Kathleen	C	4.0	21 JUN 1986	GLADIATORS, SYDNEY(AUS)	57

**Team Average**

**76.8**

**Coach** HEWSON Gerry  
**Assistant Coach** HEWISH Mark

**Team Uniform Colour:**

**Light:** GOLD  
**Dark:** GREEN

**Note:**  
Number of international games played provided by NPC

**Legend:**  
(C) Captain                      C                      Centre                      F                      Forward                      G                      Guard  
Pos                      Playing Position





**TEAM ROSTER** As of 5 SEP 2008

球队名单

**BRA - BRAZIL**

No.	Name	Pos	Sport Class	Date of Birth	Club - Season 2007/2008	Int'l Games Played
4	REIS Cleonete	F	2.0	26 SEP 1976	ALL STAR RODAS, BELEM(BRA)	20
5	COSTA Debora	G	4.0	04 APR 1989	ALL STAR RODAS, BELEM(BRA)	10
6	MAFRA Naildes	F	2.0	22 NOV 1977	ALL STAR RODAS, BELEM(BRA)	20
7	FARIAS Andreia Cristina	F	1.0	23 APR 1986	ALL STAR RODAS, BELEM(BRA)	4
8	SILVA RAMOS Rosalia	F	2.0	22 JAN 1970	ACADEF, RIO DE JANEIRO(BRA)	23
9	MARTINS Lia Soares	C	4.5	09 JUN 1987	ALL STAR RODAS, BELEM(BRA)	15
10	SANTOS Monica Andrade	C	4.5	16 JAN 1979	CAD, SAO PAULO(BRA)	18
11	MORAES Jucilene	G	4.0	25 NOV 1978	ALL STAR RODAS, BELEM(BRA)	28
12	PANTOJA Ozineide	C	2.5	25 SEP 1971	ALL STAR RODAS, BELEM(BRA)	17
13	GOMES Elizabeth	F	1.0	15 JAN 1965	ADEFISA, SANTOS(BRA)	13
14	FERRAO Helena	F	4.0	17 JAN 1977	ALL STAR RODAS, BELEM(BRA)	15
15	ALMEIDA Vileide	C	4.5	02 NOV 1991	ALL STAR RODAS, BELEM(BRA)	2

**Team Average**

**7.7**

**Coach** CORREA Wilson  
**Assistant Coach** LEMOS Mauricio

**Team Uniform Colour:**

**Light:** GOLD  
**Dark:** GREEN

**Note:**  
Number of international games played provided by NPC

**Legend:**  
C Centre F Forward G Guard Pos Playing Position



**TEAM ROSTER** As of 5 SEP 2008

球队名单

**CAN - CANADA**

No.	Name	Pos	Sport Class	Date of Birth	Club - Season 2007/2008	Int'l Games Played
4	KREMPIEN Jennifer	G	1.0	19 FEB 1975	BC BREAKERS, VANCOUVER(CAN)	0
5	McLACHLAN Janet	C	4.5	26 AUG 1977	BC BREAKERS, VANCOUVER(CAN)	0
6	OHAMA Kendra	G	2.5	01 JUN 1965	CALGARY ROLLERS, CALGARY(CAN)	0
7	OUELLET Cindy	F	3.5	08 DEC 1988	QUEBEC, QUEBEC(CAN)	0
8	FERGUSON Tracey	F	3.0	07 SEP 1974	VARIETY VILLAGE, TORONTO(CAN)	0
9	BENOIT Chantal (C)	F	3.5	01 OCT 1960	QUEBEC, QUEBEC(CAN)	0
10	HARNOCK Katie	G	2.5	12 AUG 1983	UNIVERSITY OF ALABAMA, ALABAMA(USA)	0
11	PETTINICCHI Sabrina	G	1.5	09 AUG 1972	QUEBEC, QUEBEC(CAN)	0
12	FRANKS Lisa	G	1.0	06 APR 1982	SASKATCHEWAN, SASKATCHEWAN(CAN)	0
13	RADKE Lori	F	4.5	27 FEB 1966	CALGARY ROLLERS, CALGARY(CAN)	0
14	THOMAS Misty	C	4.5	01 JUL 1964	BC BREAKERS, VANCOUVER(CAN)	0
15	FESER Tara	C	4.5	02 FEB 1980	EDMONTON INFERNO, EDMONTON(CAN)	0

**Team Average**

**0.0**

**Coach** FRICK Tim  
**Assistant Coach** JOHNSON Bill  
**Assistant Coach** NICHOLSON Patricia

**Team Uniform Colour:**  
**Light:** WHITE  
**Dark:** BLACK

**Note:**  
Number of international games played provided by NPC

**Legend:**  
(C) Captain                      **C**                      Centre                      **F**                      Forward                      **G**                      Guard  
Pos                      Playing Position



**TEAM ROSTER** As of 5 SEP 2008

球队名单

**CHN - CHINA**

No.	Name	Pos	Sport Class	Date of Birth	Club - Season 2007/2008	Int'l Games Played
4	ZHANG Santao (C)	C	4.0	28 NOV 1966	GUANGDONG, GUANGZHOU(CHN)	4
5	GU Li	C	4.5	08 DEC 1981	LIAONING, SHENYANG(CHN)	2
6	HAO Wenhua	C	4.0	29 SEP 1988	HEBEI, SHIJIAZHUANG(CHN)	2
7	FU Yongqing	C	4.0	12 SEP 1979	YUNNAN, KUNMING(CHN)	4
8	YANG Chao	C	4.0	24 MAR 1986	YUNNAN, KUNMING(CHN)	4
9	PENG Fengling	F	4.0	22 SEP 1984	BEIJING, BEIJING(CHN)	4
10	CHEN Damei	F	3.0	03 DEC 1986	YUNNAN, KUNMING(CHN)	3
11	CHEN Qiurong	G	1.0	20 OCT 1982	YUNNAN, KUNMING(CHN)	4
12	LIU Mihuan	G	1.5	21 FEB 1983	YUNNAN, KUNMING(CHN)	3
13	LI Yanhua	G	1.5	21 SEP 1982	YUNNAN, KUNMING(CHN)	3
14	CAO Qiuping	F	3.0	18 AUG 1979	BEIJING, BEIJING(CHN)	4
15	ZHENG Donghuai	F	2.5	15 DEC 1981	YUNNAN, KUNMING(CHN)	5

**Team Average**

**0.9**

**Coach** LIU Tiehua  
**Assistant Coach** ZHANG Chunling

**Team Uniform Colour:**  
**Light:** WHITE  
**Dark:** RED

**Note:**  
Number of international games played provided by NPC

**Legend:**  
(C) Captain                      **C**                      Centre                      **F**                      Forward                      **G**                      Guard  
Pos                      Playing Position



**TEAM ROSTER** As of 5 SEP 2008

球队名单

**GER - GERMANY**

No.	Name	Pos	Sport Class	Date of Birth	Club - Season 2007/2008	Int'l Games Played
4	KAUTZ Britta	F	1.0	19 MAR 1982	RSV LAHN DILL, WETZLAR(GER)	58
5	MEITNER Birgit	G	2.5	14 SEP 1977	REHA AUGSBURG, AUGSBURG(GER)	122
6	KUES Simone	F	1.0	08 NOV 1976	HAMBURGER SV, HAMBURG(GER)	143
7	MULLER Edina Anita	F	2.0	28 JUN 1983	ASV BONN, BONN(GER)	76
8	ZEYEN Annika	G	1.5	17 FEB 1985	RSV LAHN DILL, WETZLAR(GER)	144
9	SEIFERT Nicole	G	1.5	02 SEP 1974	HAMBURGER SV, HAMBURG(GER)	170
10	SCHUNEMANN Gesche	C	4.5	18 NOV 1982	RSV LAHN DILL, WETZLAR(GER)	49
11	SCHRATZ Nora	G	2.5	01 JUL 1979	RSC FRANKFURT, FRANKFURT(GER)	158
12	BUTTERBRODT Maren	C	4.5	16 JUL 1977	RSG LANGENHAGEN, HANNOVER(GER)	113
13	BEHRENS Alke	F	1.0	23 SEP 1979	RSC KOLN, KOLN(GER)	45
14	KAHL Annette (C)	C	4.5	16 NOV 1972	HAMBURGER SV, HAMBURG(GER)	139
15	MOHNEN Marina	C	4.5	31 OCT 1978	RSC KOLN, KOLN(GER)	97

**Team Average**

**21.9**

**Coach** GLINICKI Holger Ingo  
**Assistant Coach** RICHARZ Peter

**Team Uniform Colour:**

**Light:** WHITE

**Dark:** BLACK

**Note:**  
Number of international games played provided by NPC

**Legend:**  
(C) Captain                      **C**                      Centre                      **F**                      Forward                      **G**                      Guard  
Pos                      Playing Position



**TEAM ROSTER** As of 5 SEP 2008

球队名单

**GBR - GREAT BRITAIN**

No.	Name	Pos	Sport Class	Date of Birth	Club - Season 2007/2008	Int'l Games Played
4	MACLEAN Caroline	G	2.0	19 APR 1975	ACES, AYLESBURY(GBR)	0
5	HARPER Joanne	G	1.0	21 JAN 1965	SHEFFIELD STEELERS, SHEFFIELD(GBR)	10
6	STRANGE Clare	G	1.5	18 SEP 1979	ACES, AYLESBURY(GBR)	0
7	FREEMAN Helen	F	4.0	23 NOV 1989	FORCE, LONDON(GBR)	40
8	WILD Ann	G	2.0	11 APR 1973	FORCE, LONDON(GBR)	0
9	JOHNSON Paula	F	2.5	13 OCT 1977	BARON IN FURRESS, CLUMBIA(GBR)	0
10	WAGER Sally	F	3.0	13 AUG 1981	RHINOS, WOLVERHAMPTON(GBR)	0
11	FOX Jill	G	1.5	11 MAR 1970	SHEFFIELD STEELERS, SHEFFIELD(GBR)	0
12	TURNER Helen	F	4.0	15 OCT 1977	FORCE, LONDON(GBR)	0
13	SUGDEN Louise	G	2.0	20 JUL 1984	FORCE, LONDON(GBR)	60
14	McDONALD Pauline	G	2.5	15 APR 1980	SWBC TIGERS, BRIGHTON(GBR)	15
15	MATTHEWS Caroline (C)	C	4.5	12 APR 1973	CELTS, CARDIFF(GBR)	77

**Team Average**

**2.8**

**Coach** PEEL Garry  
**Assistant Coach** BHANIA Haj Singh  
**Assistant Coach** FODEN Mathew

**Team Uniform Colour:**  
**Light:** WHITE  
**Dark:** RED

**Note:**  
Number of international games played provided by NPC

**Legend:**  
(C) Captain                      **C**                      Centre                      **F**                      Forward                      **G**                      Guard  
Pos                      Playing Position



**TEAM ROSTER** As of 5 SEP 2008

球队名单

**JPN - JAPAN**

No.	Name	Pos	Sport Class	Date of Birth	Club - Season 2007/2008	Int'l Games Played
4	BETTO Yuka	F	3.0	31 JUL 1971	BRILLIANT CATS, AICHI(JPN)	8
5	MASHIKO Megumi	G	3.0	02 JUL 1970	TEAM EARTH, FUKUSHIMA(JPN)	16
6	URAMOTO Miki	G	2.5	10 SEP 1981	KYUSHU DOLPHIN, FUKUOKA(JPN)	6
7	TANEDA Kimi	G	1.0	23 NOV 1974	PASSION, KOCHI(JPN)	5
8	KOSUZUKI Tomomi	F	3.5	06 APR 1979	BRILLIANT CATS, AICHI(JPN)	0
9	TAKABAYASHI Mika (C)	G	1.5	26 JUN 1971	BRILLIANT CATS, AICHI(JPN)	28
10	YOSHIDA Erika	F	1.0	23 AUG 1977	BRILLIANT CATS, AICHI(JPN)	12
11	KAWAKAMI Rie	F	1.0	08 APR 1971	ELFIN, GUNMA(JPN)	15
12	TAKUBO Ikumi	F	4.0	02 NOV 1982	WING, KANAGAWA(JPN)	9
13	SUGAHARA Naoko	C	4.5	30 MAY 1968	COCKTAIL, KYOTO(JPN)	16
14	SOEDA Tomoe	F	3.5	09 JAN 1975	WING, KANAGAWA(JPN)	11
15	AMIMOTO Mari	F	4.5	15 NOV 1988	COCKTAIL, KYOTO(JPN)	7

**Team Average**

**1.6**

**Coach** IWASA Yoshiaki  
**Assistant Coach** KIKUCHI Tetsuhiro

**Team Uniform Colour:**

**Light:** WHITE

**Dark:** BLUE

**Note:**  
Number of international games played provided by NPC

**Legend:**  
(C) Captain                      **C**                      Centre                      **F**                      Forward                      **G**                      Guard  
Pos                      Playing Position



**TEAM ROSTER** As of 5 SEP 2008

球队名单

**MEX - MEXICO**

No.	Name	Pos	Sport Class	Date of Birth	Club - Season 2007/2008	Int'l Games Played
4	VAZQUEZ SUAREZ Cecilia		2.5	19 DEC 1965	MDO.MEX, MEXICO(MEX)	92
5	RODRIGUEZ VELAZQUEZ Patricia	G	2.0	18 MAR 1967	JALISCO, GUADALAJARA	47
6	TORRES LOPEZ Rocio	C	3.5	09 OCT 1973	MDO.MEX, MEXICO(MEX)	42
7	ESTRADA BERNAL Floralia	C	4.0	08 AUG 1990	JALISCO, GUADALAJARA	4
8	PEREZ PACHECO Anaisa	G	2.5	16 JAN 1992	OAXACA, OAXACA	12
9	VAZQUEZ DELGADILLO Lucia (C)	F	4.0	20 DEC 1965	MDO.MEX, MEXICO(MEX)	86
10	CAMARA ARANGO Rosa	F	3.0	25 SEP 1956	D.F, D.F(MEX)	112
11	TORRES RODRIGUEZ Alma	G	3.0	06 SEP 1967	D.F, D.F	46
12	MIRANDA Claudia Magali	G	3.0	27 MAY 1978	D.F, D.F(MEX)	64
13	GUZMAN ACOSTA Rubicela	F	3.0	09 FEB 1977	JALISCO, JALISCO(MEX)	49
14	VERA Rosa Herlinda	G	2.0	18 FEB 1965	MDO.MEX, MDO.MEX(MEX)	71
15	GARCIA AMADOR Wendy	G	1.0	07 OCT 1980	D.F, D.F(MEX)	38

**Team Average**

**6.9**

**Coach** DAVILA Aaron  
**Assistant Coach** PIMENTEL Rene

**Team Uniform Colour:**

**Light:** WHITE

**Dark:** RED

**Note:**  
Number of international games played provided by NPC

**Legend:**  
(C) Captain                      **C**                      Centre                      **F**                      Forward                      **G**                      Guard  
Pos                      Playing Position



**TEAM ROSTER** As of 5 SEP 2008

球队名单

**NED - NETHERLANDS**

No.	Name	Pos	Sport Class	Date of Birth	Club - Season 2007/2008	Int'l Games Played
4	HUITZING Inge	G	4.5	19 APR 1974	SC DEVEDO, ERMELO(NED)	0
5	BOEKHOORN Patries	F	1.0	05 JUL 1970	SC DEVEDO, ERMELO(NED)	0
6	VISSER Jitske	F	1.0	29 OCT 1992	HSV BASKETBALL, HAREN(NED)	0
7	OOSTERBAAN Roos	G	1.5	18 MAY 1979	SC DEVEDO, ERMELO(NED)	0
8	PIETERSE Fleur	F	2.5	28 OCT 1978		0
9	GARNIER Petra (C)	C	4.5	05 NOV 1970	SC DEVEDO, ERMELO(NED)	0
10	RAMAEKERS Brenda	C	4.5	03 NOV 1985	JBC NOORDERHAVEN, DEN HELDER(NED)	0
11	KORVER Cher	G	2.5	11 AUG 1976	SC DEVEDO, ERMELO(NED)	0
12	BRAAM Sandra	F	1.0	30 MAY 1978	SC DEVEDO, ERMELO(NED)	0
13	VAN BERGEN Barbara	F	2.0	09 JUN 1978	ARROWS '81, ROTTERDAM(NED)	0
14	VERSLOOT Carina	F	3.0	10 MAY 1980	SC DEVEDO, ERMELO(NED)	0
15	van OOSTROM Elsbeth	C	4.5	21 JUN 1982	SC DEVEDO, ERMELO(NED)	0

**Team Average**

**0.0**

**Coach** LANSINK ROTGERINK Yvonne  
**Assistant Coach** van de BUNTE Kees

**Team Uniform Colour:**

**Light:** WHITE  
**Dark:** ORANGE

**Note:**  
Number of international games played provided by NPC

**Legend:**  
(C) Captain                      C              Centre                      F              Forward                      G              Guard  
Pos              Playing Position





**TEAM ROSTER** As of 5 SEP 2008

球队名单

**USA - UNITED STATES of AMERICA**

No.	Name	Pos	Sport Class	Date of Birth	Club - Season 2007/2008	Int'l Games Played
4	MURRAY Becca	G	2.5	15 APR 1990	RIC SKY, CHICAGO, ILLINOIS(USA)	6
5	CISNEROS Patty (C)	G	2.0	12 NOV 1977	CHAMPAIGN FIRE, CHMPAIGN, ILLINOIS(USA)	37
6	HOSKINS Emily	G	1.0	30 JAN 1983	PHOENIX MERCURY, PHOENIX, ARIZONA(USA)	23
7	RUDELLE Jen	G	4.5	02 APR 1978	CHAMPAIGN FIRE, CHAMPAIGN ILLINOIS(USA)	31
8	SCHNEIDER Natalie	F	4.5	11 FEB 1983	U. OF ARIZONA, TUCSON, ARIZONA(USA)	0
9	NICHOLS Alana	G	2.5	21 APR 1983	U. OF ALABAMA, TUSCALOOSA, ALABAMA(USA)	16
10	WHEELER Stephanie	G	2.0	16 JAN 1981	U. OF ALABAMA, TUSCALOOSA, ALABAMA(USA)	33
11	CASTLE Sarah	G	2.5	22 JAN 1984	U. OF ILLINOIS, CHMPAIGN, ILLINOIS(USA)	17
12	RIPP Christina	G	2.5	31 JUL 1980	D. R. NUGGETS, DENVER, COLORAD	47
13	GONZALES Loraine	F	4.0	06 OCT 1977	LADY MAVERICKS, DALLAS, TEXAS(USA)	11
14	MILFORD Mary Allison	G	1.0	28 APR 1986	U. OF ALABAMA, TUSCALOOSA, ALABAMA(USA)	17
15	HOFFMAN Carlee	F	4.0	10 JUL 1986	UNIV OF ILLINOIS, CHMPAIGN, ILLINOIS(USA)	23

**Team Average**

**2.2**

**Coach** LYKINS Ronald  
**Assistant Coach** SIKORA John  
**Assistant Coach** TAYLOR Robert

**Team Uniform Colour:**  
**Light:** WHITE  
**Dark:** RED

**Note:**  
Number of international games played provided by NPC

**Legend:**  
(C) Captain      F Forward      G Guard      Pos Playing Position



**TEAM ROSTER** As of 7 SEP 2008

球队名单

**AUS - AUSTRALIA**

No.	Name	Pos	Sport Class	Date of Birth	Club - Season 2007/2008	Int'l Games Played
4	DOMASCHENZ Melanie	G	1.0	13 OCT 1983	DANDENONG RANGERS, MELBOURNE(AUS)	80
5	CRISPIN Cobi	F	4.0	22 DEC 1988	WESTERN STARS, FERTH(AUS)	39
6	KEAN Bridie	F	4.0	27 FEB 1987	DANDENONG RANGERS, MELBOURNE(AUS)	23
7	HALL Melanie	G	2.5	11 JAN 1977	QUEENSLAND COMETS, BRISBANE(AUS)	50
8	McKENZIE Tina	F	3.0	08 JUN 1974	DANDENONG RANGERS, MELBOURNE(AUS)	106
9	TESCH Liesl (C)	F	4.0	17 MAY 1969	HILLS HORNETS, SYDNEY(AUS)	175
10	BURZYNSKI Clare	G	1.0	11 AUG 1986	WESTERN STARS, FERTH(AUS)	59
11	GAUCI Kylie	G	2.0	01 JAN 1985	GLADIATORS, SYDNEY(AUS)	102
12	CHAPLIN Shelley	F	3.5	04 SEP 1984	DANDENONG RANGERS, MELBOURNE(AUS)	93
13	STEWART Sarah	F	3.0	13 JUN 1976	HILLS HORNETS, SYDNEY(AUS)	86
14	HILL Katie	G	3.0	17 FEB 1984	HILLS HORNETS, SYDNEY(AUS)	52
15	O'KELLY-KENNEDY Kathleen	C	4.0	21 JUN 1986	GLADIATORS, SYDNEY(AUS)	57

**Team Average**

**76.8**

**Coach** HEWSON Gerry  
**Assistant Coach** HEWISH Mark

**Team Uniform Colour:**

**Light:** GOLD  
**Dark:** GREEN

**Note:**  
Number of international games played provided by NPC

**Legend:**  
(C) Captain                      **C**                      Centre                      **F**                      Forward                      **G**                      Guard  
Pos                      Playing Position



**TEAM ROSTER** As of 7 SEP 2008

球队名单

**BRA - BRAZIL**

No.	Name	Pos	Sport Class	Date of Birth	Club - Season 2007/2008	Int'l Games Played
4	REIS Cleonete	F	2.0	26 SEP 1976	ALL STAR RODAS, BELEM(BRA)	20
5	COSTA Debora	G	4.0	04 APR 1989	ALL STAR RODAS, BELEM(BRA)	10
6	MAFRA Naildes	F	2.0	22 NOV 1977	ALL STAR RODAS, BELEM(BRA)	20
7	FARIAS Andreia Cristina	F	1.0	23 APR 1986	ALL STAR RODAS, BELEM(BRA)	4
8	SILVA RAMOS Rosalia	F	2.0	22 JAN 1970	ACADEF, RIO DE JANEIRO(BRA)	23
9	MARTINS Lia Soares	C	4.5	09 JUN 1987	ALL STAR RODAS, BELEM(BRA)	15
10	SANTOS Monica Andrade	C	4.5	16 JAN 1979	CAD, SAO PAULO(BRA)	18
11	MORAES Jucilene	G	4.0	25 NOV 1978	ALL STAR RODAS, BELEM(BRA)	28
12	PANTOJA Ozineide	C	2.5	25 SEP 1971	ALL STAR RODAS, BELEM(BRA)	17
13	GOMES Elizabeth	F	1.0	15 JAN 1965	ADEFISA, SANTOS(BRA)	13
14	FERRAO Helena	F	4.0	17 JAN 1977	ALL STAR RODAS, BELEM(BRA)	15
15	ALMEIDA Vileide	C	4.5	02 NOV 1991	ALL STAR RODAS, BELEM(BRA)	2

**Team Average**

**7.7**

**Coach** CORREA Wilson  
**Assistant Coach** LEMOS Mauricio

**Team Uniform Colour:**

**Light:** GOLD  
**Dark:** GREEN

**Note:**  
Number of international games played provided by NPC

**Legend:**  
C Centre F Forward G Guard Pos Playing Position



**TEAM ROSTER** As of 7 SEP 2008  
球队名单

**CAN - CANADA**

No.	Name	Pos	Sport Class	Date of Birth	Club - Season 2007/2008	Int'l Games Played
4	KREMPIEN Jennifer	G	1.0	19 FEB 1975	BC BREAKERS, VANCOUVER(CAN)	0
5	McLACHLAN Janet	C	4.5	26 AUG 1977	BC BREAKERS, VANCOUVER(CAN)	0
6	OHAMA Kendra	G	2.5	01 JUN 1965	CALGARY ROLLERS, CALGARY(CAN)	0
7	OUELLET Cindy	F	3.5	08 DEC 1988	QUEBEC, QUEBEC(CAN)	0
8	FERGUSON Tracey	F	3.0	07 SEP 1974	VARIETY VILLAGE, TORONTO(CAN)	0
9	BENOIT Chantal (C)	F	3.5	01 OCT 1960	QUEBEC, QUEBEC(CAN)	0
10	HARNOCK Katie	G	2.5	12 AUG 1983	UNIVERSITY OF ALABAMA, ALABAMA(USA)	0
11	PETTINICCHI Sabrina	G	1.5	09 AUG 1972	QUEBEC, QUEBEC(CAN)	0
12	FRANKS Lisa	G	1.0	06 APR 1982	SASKATCHEWAN, SASKATCHEWAN(CAN)	0
13	RADKE Lori	F	4.5	27 FEB 1966	CALGARY ROLLERS, CALGARY(CAN)	0
14	THOMAS Misty	C	4.5	01 JUL 1964	BC BREAKERS, VANCOUVER(CAN)	0
15	FESER Tara	C	4.5	02 FEB 1980	EDMONTON INFERNO, EDMONTON(CAN)	0

**Team Average**

**0.0**

**Coach** FRICK Tim  
**Assistant Coach** JOHNSON Bill  
**Assistant Coach** NICHOLSON Patricia

**Team Uniform Colour:**  
**Light:** WHITE  
**Dark:** BLACK

**Note:**  
Number of international games played provided by NPC

**Legend:**  
(C) Captain                      **C**                      Centre                      **F**                      Forward                      **G**                      Guard  
Pos                      Playing Position



TEAM ROSTER As of 7 SEP 2008

球队名单

CHN - CHINA

No.	Name	Pos	Sport Class	Date of Birth	Club - Season 2007/2008	Int'l Games Played
4	ZHANG Santao (C)	C	4.0	28 NOV 1966	GUANGDONG, GUANGZHOU(CHN)	4
5	GU Li	C	4.5	08 DEC 1981	LIAONING, SHENYANG(CHN)	2
6	HAO Wenhua	C	4.0	29 SEP 1988	HEBEI, SHIJIAZHUANG(CHN)	2
7	FU Yongqing	C	4.0	12 SEP 1979	YUNNAN, KUNMING(CHN)	4
8	YANG Chao	C	4.0	24 MAR 1986	YUNNAN, KUNMING(CHN)	4
9	PENG Fengling	F	4.0	22 SEP 1984	BEIJING, BEIJING(CHN)	4
10	CHEN Damei	F	3.0	03 DEC 1986	YUNNAN, KUNMING(CHN)	3
11	CHEN Qiurong	G	1.0	20 OCT 1982	YUNNAN, KUNMING(CHN)	4
12	LIU Mihuan	G	1.5	21 FEB 1983	YUNNAN, KUNMING(CHN)	3
13	LI Yanhua	G	1.5	21 SEP 1982	YUNNAN, KUNMING(CHN)	3
14	CAO Qiuping	F	3.0	18 AUG 1979	BEIJING, BEIJING(CHN)	4
15	ZHENG Donghuai	F	2.5	15 DEC 1981	YUNNAN, KUNMING(CHN)	5

Team Average

0.9

**Coach** LIU Tiehua  
**Assistant Coach** ZHANG Chunling

**Team Uniform Colour:**

**Light:** WHITE

**Dark:** RED

**Note:**  
Number of international games played provided by NPC

**Legend:**  
(C) Captain                      C            Centre                      F            Forward                      G            Guard  
Pos            Playing Position



**TEAM ROSTER** As of 7 SEP 2008

球队名单

**GER - GERMANY**

No.	Name	Pos	Sport Class	Date of Birth	Club - Season 2007/2008	Int'l Games Played
4	KAUTZ Britta	F	1.0	19 MAR 1982	RSV LAHN DILL, WETZLAR(GER)	58
5	MEITNER Birgit	G	2.5	14 SEP 1977	REHA AUGSBURG, AUGSBURG(GER)	122
6	KUES Simone	F	1.0	08 NOV 1976	HAMBURGER SV, HAMBURG(GER)	143
7	MULLER Edina Anita	F	2.0	28 JUN 1983	ASV BONN, BONN(GER)	76
8	ZEYEN Annika	G	1.5	17 FEB 1985	RSV LAHN DILL, WETZLAR(GER)	144
9	SEIFERT Nicole	G	1.5	02 SEP 1974	HAMBURGER SV, HAMBURG(GER)	170
10	SCHUNEMANN Gesche	C	4.5	18 NOV 1982	RSV LAHN DILL, WETZLAR(GER)	49
11	SCHRATZ Nora	G	2.5	01 JUL 1979	RSC FRANKFURT, FRANKFURT(GER)	158
12	BUTTERBRODT Maren	C	4.5	16 JUL 1977	RSG LANGENHAGEN, HANNOVER(GER)	113
13	BEHRENS Alke	F	1.0	23 SEP 1979	RSC KOLN, KOLN(GER)	45
14	KAHL Annette (C)	C	4.5	16 NOV 1972	HAMBURGER SV, HAMBURG(GER)	139
15	MOHNEN Marina	C	4.5	31 OCT 1978	RSC KOLN, KOLN(GER)	97

**Team Average**

**21.9**

**Coach** GLINICKI Holger Ingo  
**Assistant Coach** RICHARZ Peter

**Team Uniform Colour:**

**Light:** WHITE

**Dark:** BLACK

**Note:**  
Number of international games played provided by NPC

**Legend:**  
(C) Captain                      **C**                      Centre                      **F**                      Forward                      **G**                      Guard  
Pos                      Playing Position


**TEAM ROSTER** As of 7 SEP 2008

球队名单

**GBR - GREAT BRITAIN**

No.	Name	Pos	Sport Class	Date of Birth	Club - Season 2007/2008	Int'l Games Played
4	MACLEAN Caroline	G	2.0	19 APR 1975	ACES, AYLESBURY(GBR)	0
5	HARPER Joanne	G	1.0	21 JAN 1965	SHEFFIELD STEELERS, SHEFFIELD(GBR)	10
6	STRANGE Clare	G	1.5	18 SEP 1979	ACES, AYLESBURY(GBR)	0
7	FREEMAN Helen	F	4.0	23 NOV 1989	FORCE, LONDON(GBR)	40
8	WILD Ann	G	2.0	11 APR 1973	FORCE, LONDON(GBR)	0
9	JOHNSON Paula	F	2.5	13 OCT 1977	BARON IN FURRESS, CLUMBIA(GBR)	0
10	WAGER Sally	F	3.0	13 AUG 1981	RHINOS, WOLVERHAMPTON(GBR)	0
11	FOX Jill	G	1.5	11 MAR 1970	SHEFFIELD STEELERS, SHEFFIELD(GBR)	0
12	TURNER Helen	F	4.0	15 OCT 1977	FORCE, LONDON(GBR)	0
13	SUGDEN Louise	G	2.0	20 JUL 1984	FORCE, LONDON(GBR)	60
14	McDONALD Pauline	G	2.5	15 APR 1980	SWBC TIGERS, BRIGHTON(GBR)	15
15	MATTHEWS Caroline (C)	C	4.5	12 APR 1973	CELTS, CARDIFF(GBR)	77

**Team Average**
**2.8**

**Coach** PEEL Garry  
**Assistant Coach** BHANIA Haj Singh  
**Assistant Coach** FODEN Mathew

**Team Uniform Colour:**
**Light:** WHITE

**Dark:** RED

**Note:**  
 Number of international games played provided by NPC

**Legend:**  
 (C) Captain                      **C**                      Centre                      **F**                      Forward                      **G**                      Guard  
 Pos                      Playing Position



**TEAM ROSTER** As of 7 SEP 2008

球队名单

**JPN - JAPAN**

No.	Name	Pos	Sport Class	Date of Birth	Club - Season 2007/2008	Int'l Games Played
4	BETTO Yuka	F	3.0	31 JUL 1971	BRILLIANT CATS, AICHI(JPN)	8
5	MASHIKO Megumi	G	3.0	02 JUL 1970	TEAM EARTH, FUKUSHIMA(JPN)	16
6	URAMOTO Miki	G	2.5	10 SEP 1981	KYUSHU DOLPHIN, FUKUOKA(JPN)	6
7	TANEDA Kimi	G	1.0	23 NOV 1974	PASSION, KOCHI(JPN)	5
8	KOSUZUKI Tomomi	F	3.5	06 APR 1979	BRILLIANT CATS, AICHI(JPN)	0
9	TAKABAYASHI Mika (C)	G	1.5	26 JUN 1971	BRILLIANT CATS, AICHI(JPN)	28
10	YOSHIDA Erika	F	1.0	23 AUG 1977	BRILLIANT CATS, AICHI(JPN)	12
11	KAWAKAMI Rie	F	1.0	08 APR 1971	ELFIN, GUNMA(JPN)	15
12	TAKUBO Ikumi	F	4.0	02 NOV 1982	WING, KANAGAWA(JPN)	9
13	SUGAHARA Naoko	C	4.5	30 MAY 1968	COCKTAIL, KYOTO(JPN)	16
14	SOEDA Tomoe	F	3.5	09 JAN 1975	WING, KANAGAWA(JPN)	11
15	AMIMOTO Mari	F	4.5	15 NOV 1988	COCKTAIL, KYOTO(JPN)	7

**Team Average**

**1.6**

**Coach** IWASA Yoshiaki  
**Assistant Coach** KIKUCHI Tetsuhiro

**Team Uniform Colour:**

**Light:** WHITE

**Dark:** BLUE

**Note:**  
Number of international games played provided by NPC

**Legend:**  
(C) Captain                      **C**                      Centre                      **F**                      Forward                      **G**                      Guard  
Pos                      Playing Position





**TEAM ROSTER** As of 7 SEP 2008

球队名单

**MEX - MEXICO**

No.	Name	Pos	Sport Class	Date of Birth	Club - Season 2007/2008	Int'l Games Played
4	VAZQUEZ SUAREZ Cecilia		2.5	19 DEC 1965	MDO.MEX, MEXICO(MEX)	92
5	RODRIGUEZ VELAZQUEZ Patricia	G	2.0	18 MAR 1967	JALISCO, GUADALAJARA	47
6	TORRES LOPEZ Rocio	C	3.5	09 OCT 1973	MDO.MEX, MEXICO(MEX)	42
7	ESTRADA BERNAL Floralia	C	4.0	08 AUG 1990	JALISCO, GUADALAJARA	4
8	PEREZ PACHECO Anaisa	G	2.5	16 JAN 1992	OAXACA, OAXACA	12
9	VAZQUEZ DELGADILLO Lucia (C)	F	4.0	20 DEC 1965	MDO.MEX, MEXICO(MEX)	86
10	CAMARA ARANGO Rosa	F	3.0	25 SEP 1956	D.F, D.F(MEX)	112
11	TORRES RODRIGUEZ Alma	G	3.0	06 SEP 1967	D.F, D.F	46
12	MIRANDA Claudia Magali	G	3.0	27 MAY 1978	D.F, D.F(MEX)	64
13	GUZMAN ACOSTA Rubicela	F	3.0	09 FEB 1977	JALISCO, JALISCO(MEX)	49
14	VERA Rosa Herlinda	G	2.0	18 FEB 1965	MDO.MEX, MDO.MEX(MEX)	71
15	GARCIA AMADOR Wendy	G	1.0	07 OCT 1980	D.F, D.F(MEX)	38

**Team Average**

**6.9**

**Coach** DAVILA Aaron  
**Assistant Coach** PIMENTEL Rene

**Team Uniform Colour:**

**Light:** WHITE

**Dark:** RED

**Note:**  
Number of international games played provided by NPC

**Legend:**  
(C) Captain                      **C**                      Centre                      **F**                      Forward                      **G**                      Guard  
Pos                      Playing Position



**TEAM ROSTER** As of 7 SEP 2008

球队名单

**NED - NETHERLANDS**

No.	Name	Pos	Sport Class	Date of Birth	Club - Season 2007/2008	Int'l Games Played
4	HUITZING Inge	G	4.5	19 APR 1974	SC DEVEDO, ERMELO(NED)	0
5	BOEKHOORN Patries	F	1.0	05 JUL 1970	SC DEVEDO, ERMELO(NED)	0
6	VISSER Jitske	F	1.0	29 OCT 1992	HSV BASKETBALL, HAREN(NED)	0
7	OOSTERBAAN Roos	G	1.5	18 MAY 1979	SC DEVEDO, ERMELO(NED)	0
8	PIETERSE Fleur	F	2.5	28 OCT 1978		0
9	GARNIER Petra (C)	C	4.5	05 NOV 1970	SC DEVEDO, ERMELO(NED)	0
10	RAMAEKERS Brenda	C	4.5	03 NOV 1985	JBC NOORDERHAVEN, DEN HELDER(NED)	0
11	KORVER Cher	G	2.5	11 AUG 1976	SC DEVEDO, ERMELO(NED)	0
12	BRAAM Sandra	F	1.0	30 MAY 1978	SC DEVEDO, ERMELO(NED)	0
13	VAN BERGEN Barbara	F	2.0	09 JUN 1978	ARROWS '81, ROTTERDAM(NED)	0
14	VERSLOOT Carina	F	3.0	10 MAY 1980	SC DEVEDO, ERMELO(NED)	0
15	van OOSTROM Elsbeth	C	4.5	21 JUN 1982	SC DEVEDO, ERMELO(NED)	0

**Team Average**

**0.0**

**Coach** LANSINK ROTGERINK Yvonne  
**Assistant Coach** van de BUNTE Kees

**Team Uniform Colour:**

**Light:** WHITE  
**Dark:** ORANGE

**Note:**  
Number of international games played provided by NPC

**Legend:**  
(C) Captain                      C                      Centre                      F                      Forward                      G                      Guard  
Pos                      Playing Position



**TEAM ROSTER** As of 7 SEP 2008

球队名单

**USA - UNITED STATES of AMERICA**

No.	Name	Pos	Sport Class	Date of Birth	Club - Season 2007/2008	Int'l Games Played
4	MURRAY Becca	G	2.5	15 APR 1990	RIC SKY, CHICAGO, ILLINOIS(USA)	6
5	CISNEROS Patty (C)	G	2.0	12 NOV 1977	CHAMPAIGN FIRE, CHMPAIGN, ILLINOIS(USA)	37
6	HOSKINS Emily	G	1.0	30 JAN 1983	PHOENIX MERCURY, PHOENIX, ARIZONA(USA)	23
7	RUDELLE Jen	G	4.5	02 APR 1978	CHAMPAIGN FIRE, CHAMPAIGN ILLINOIS(USA)	31
8	SCHNEIDER Natalie	F	4.5	11 FEB 1983	U. OF ARIZONA, TUCSON, ARIZONA(USA)	0
9	NICHOLS Alana	G	2.5	21 APR 1983	U. OF ALABAMA, TUSCALOOSA, ALABAMA(USA)	16
10	WHEELER Stephanie	G	2.0	16 JAN 1981	U. OF ALABAMA, TUSCALOOSA, ALABAMA(USA)	33
11	CASTLE Sarah	G	2.5	22 JAN 1984	U. OF ILLINOIS, CHMPAIGN, ILLINOIS(USA)	17
12	RIPP Christina	G	2.5	31 JUL 1980	D. R. NUGGETS, DEN., COL.(USA)	47
13	GONZALES Loraine	F	4.0	06 OCT 1977	LADY MAVERICKS, DALLAS, TEXAS(USA)	11
14	MILFORD Mary Allison	G	1.0	28 APR 1986	U. OF ALABAMA, TUSCALOOSA, ALABAMA(USA)	17
15	HOFFMAN Carlee	F	4.0	10 JUL 1986	UNIV OF ILLINOIS, CHMPAIGN, ILLINOIS(USA)	23

**Team Average**

**2.2**

**Coach** LYKINS Ronald  
**Assistant Coach** SIKORA John  
**Assistant Coach** TAYLOR Robert

**Team Uniform Colour:**

**Light:** WHITE

**Dark:** RED

**Note:**  
Number of international games played provided by NPC

**Legend:**  
(C) Captain      F Forward      G Guard      Pos Playing Position



**TEAM ROSTER** As of 7 SEP 2008

球队名单

**AUS - AUSTRALIA**

No.	Name	Pos	Sport Class	Date of Birth	Club - Season 2007/2008	Int'l Games Played
4	DOMASCHENZ Melanie	G	1.0	13 OCT 1983	DANDENONG RANGERS, MELBOURNE(AUS)	80
5	CRISPIN Cobi	F	4.0	22 DEC 1988	WESTERN STARS, FERTH(AUS)	39
6	KEAN Bridie	F	4.0	27 FEB 1987	DANDENONG RANGERS, MELBOURNE(AUS)	23
7	HALL Melanie	G	2.5	11 JAN 1977	QUEENSLAND COMETS, BRISBANE(AUS)	50
8	McKENZIE Tina	F	3.0	08 JUN 1974	DANDENONG RANGERS, MELBOURNE(AUS)	106
9	TESCH Liesl (C)	F	4.0	17 MAY 1969	HILLS HORNETS, SYDNEY(AUS)	175
10	BURZYNSKI Clare	G	1.0	11 AUG 1986	WESTERN STARS, FERTH(AUS)	59
11	GAUCI Kylie	G	2.0	01 JAN 1985	GLADIATORS, SYDNEY(AUS)	102
12	CHAPLIN Shelley	F	3.5	04 SEP 1984	DANDENONG RANGERS, MELBOURNE(AUS)	93
13	STEWART Sarah	F	3.0	13 JUN 1976	HILLS HORNETS, SYDNEY(AUS)	86
14	HILL Katie	G	3.0	17 FEB 1984	HILLS HORNETS, SYDNEY(AUS)	52
15	O'KELLY-KENNEDY Kathleen	C	4.0	21 JUN 1986	GLADIATORS, SYDNEY(AUS)	57

**Team Average**

**76.8**

**Coach** HEWSON Gerry  
**Assistant Coach** HEWISH Mark

**Team Uniform Colour:**

**Light:** GOLD  
**Dark:** GREEN

**Note:**  
Number of international games played provided by NPC

**Legend:**  
(C) Captain                      **C**                      Centre                      **F**                      Forward                      **G**                      Guard  
Pos                      Playing Position



**TEAM ROSTER** As of 7 SEP 2008

球队名单

**BRA - BRAZIL**

No.	Name	Pos	Sport Class	Date of Birth	Club - Season 2007/2008	Int'l Games Played
4	REIS Cleonete	F	2.0	26 SEP 1976	ALL STAR RODAS, BELEM(BRA)	20
5	COSTA Debora	G	4.0	04 APR 1989	ALL STAR RODAS, BELEM(BRA)	10
6	MAFRA Naildes	F	2.0	22 NOV 1977	ALL STAR RODAS, BELEM(BRA)	20
7	FARIAS Andreia Cristina	F	1.0	23 APR 1986	ALL STAR RODAS, BELEM(BRA)	4
8	SILVA RAMOS Rosalia	F	2.0	22 JAN 1970	ACADEF, RIO DE JANEIRO(BRA)	23
9	MARTINS Lia Soares	C	4.5	09 JUN 1987	ALL STAR RODAS, BELEM(BRA)	15
10	SANTOS Monica Andrade	C	4.5	16 JAN 1979	CAD, SAO PAULO(BRA)	18
11	MORAES Jucilene	G	4.0	25 NOV 1978	ALL STAR RODAS, BELEM(BRA)	28
12	PANTOJA Ozineide	C	2.5	25 SEP 1971	ALL STAR RODAS, BELEM(BRA)	17
13	GOMES Elizabeth	F	1.0	15 JAN 1965	ADEFISA, SANTOS(BRA)	13
14	FERRAO Helena	F	4.0	17 JAN 1977	ALL STAR RODAS, BELEM(BRA)	15
15	ALMEIDA Vileide	C	4.5	02 NOV 1991	ALL STAR RODAS, BELEM(BRA)	2

**Team Average**

**7.7**

**Coach** CORREA Wilson  
**Assistant Coach** LEMOS Mauricio

**Team Uniform Colour:**

**Light:** GOLD

**Dark:** GREEN

**Note:**  
Number of international games played provided by NPC

**Legend:**  
C Centre F Forward G Guard Pos Playing Position



**TEAM ROSTER** As of 7 SEP 2008

球队名单

**CAN - CANADA**

No.	Name	Pos	Sport Class	Date of Birth	Club - Season 2007/2008	Int'l Games Played
4	KREMPIEN Jennifer	G	1.0	19 FEB 1975	BC BREAKERS, VANCOUVER(CAN)	0
5	McLACHLAN Janet	C	4.5	26 AUG 1977	BC BREAKERS, VANCOUVER(CAN)	0
6	OHAMA Kendra	G	2.5	01 JUN 1965	CALGARY ROLLERS, CALGARY(CAN)	0
7	OUELLET Cindy	F	3.5	08 DEC 1988	QUEBEC, QUEBEC(CAN)	0
8	FERGUSON Tracey	F	3.0	07 SEP 1974	VARIETY VILLAGE, TORONTO(CAN)	0
9	BENOIT Chantal (C)	F	3.5	01 OCT 1960	QUEBEC, QUEBEC(CAN)	0
10	HARNOCK Katie	G	2.5	12 AUG 1983	UNIVERSITY OF ALABAMA, ALABAMA(USA)	0
11	PETTINICCHI Sabrina	G	1.5	09 AUG 1972	QUEBEC, QUEBEC(CAN)	0
12	FRANKS Lisa	G	1.0	06 APR 1982	SASKATCHEWAN, SASKATCHEWAN(CAN)	0
13	RADKE Lori	F	4.5	27 FEB 1966	CALGARY ROLLERS, CALGARY(CAN)	0
14	THOMAS Misty	C	4.5	01 JUL 1964	BC BREAKERS, VANCOUVER(CAN)	0
15	FESER Tara	C	4.5	02 FEB 1980	EDMONTON INFERNO, EDMONTON(CAN)	0

**Team Average**

**0.0**

**Coach** FRICK Tim  
**Assistant Coach** JOHNSON Bill  
**Assistant Coach** NICHOLSON Patricia

**Team Uniform Colour:**

**Light:** WHITE

**Dark:** BLACK

**Note:**  
Number of international games played provided by NPC

**Legend:**  
(C) Captain                      **C**                      Centre                      **F**                      Forward                      **G**                      Guard  
Pos                      Playing Position



**TEAM ROSTER** As of 7 SEP 2008

球队名单

**CHN - CHINA**

No.	Name	Pos	Sport Class	Date of Birth	Club - Season 2007/2008	Int'l Games Played
4	ZHANG Santao (C)	C	4.0	28 NOV 1966	GUANGDONG, GUANGZHOU(CHN)	4
5	GU Li	C	4.5	08 DEC 1981	LIAONING, SHENYANG(CHN)	2
6	HAO Wenhua	C	4.0	29 SEP 1988	HEBEI, SHIJIAZHUANG(CHN)	2
7	FU Yongqing	C	4.0	12 SEP 1979	YUNNAN, KUNMING(CHN)	4
8	YANG Chao	C	4.0	24 MAR 1986	YUNNAN, KUNMING(CHN)	4
9	PENG Fengling	F	4.0	22 SEP 1984	BEIJING, BEIJING(CHN)	4
10	CHEN Damei	F	3.0	03 DEC 1986	YUNNAN, KUNMING(CHN)	3
11	CHEN Qiurong	G	1.0	20 OCT 1982	YUNNAN, KUNMING(CHN)	4
12	LIU Mihuan	G	1.5	21 FEB 1983	YUNNAN, KUNMING(CHN)	3
13	LI Yanhua	G	1.5	21 SEP 1982	YUNNAN, KUNMING(CHN)	3
14	CAO Qiuping	F	3.0	18 AUG 1979	BEIJING, BEIJING(CHN)	4
15	ZHENG Donghuai	F	2.5	15 DEC 1981	YUNNAN, KUNMING(CHN)	5

**Team Average**

**0.9**

**Coach** LIU Tiehua  
**Assistant Coach** ZHANG Chunling

**Team Uniform Colour:**  
**Light:** WHITE  
**Dark:** RED

**Note:**  
Number of international games played provided by NPC

**Legend:**  
(C) Captain                      **C**                      Centre                      **F**                      Forward                      **G**                      Guard  
Pos                      Playing Position



**TEAM ROSTER** As of 7 SEP 2008

球队名单

**GER - GERMANY**

No.	Name	Pos	Sport Class	Date of Birth	Club - Season 2007/2008	Int'l Games Played
4	KAUTZ Britta	F	1.0	19 MAR 1982	RSV LAHN DILL, WETZLAR(GER)	58
5	MEITNER Birgit	G	2.5	14 SEP 1977	REHA AUGSBURG, AUGSBURG(GER)	122
6	KUES Simone	F	1.0	08 NOV 1976	HAMBURGER SV, HAMBURG(GER)	143
7	MULLER Edina Anita	F	2.0	28 JUN 1983	ASV BONN, BONN(GER)	76
8	ZEYEN Annika	G	1.5	17 FEB 1985	RSV LAHN DILL, WETZLAR(GER)	144
9	SEIFERT Nicole	G	1.5	02 SEP 1974	HAMBURGER SV, HAMBURG(GER)	170
10	SCHUNEMANN Gesche	C	4.5	18 NOV 1982	RSV LAHN DILL, WETZLAR(GER)	49
11	SCHRATZ Nora	G	2.5	01 JUL 1979	RSC FRANKFURT, FRANKFURT(GER)	158
12	BUTTERBRODT Maren	C	4.5	16 JUL 1977	RSG LANGENHAGEN, HANNOVER(GER)	113
13	BEHRENS Alke	F	1.0	23 SEP 1979	RSC KOLN, KOLN(GER)	45
14	KAHL Annette (C)	C	4.5	16 NOV 1972	HAMBURGER SV, HAMBURG(GER)	139
15	MOHNEN Marina	C	4.5	31 OCT 1978	RSC KOLN, KOLN(GER)	97

**Team Average**

**21.9**

**Coach** GLINICKI Holger Ingo  
**Assistant Coach** RICHARZ Peter

**Team Uniform Colour:**

**Light:** WHITE

**Dark:** BLACK

**Note:**  
Number of international games played provided by NPC

**Legend:**  
(C) Captain                      **C**                      Centre                      **F**                      Forward                      **G**                      Guard  
**Pos**                      Playing Position





**TEAM ROSTER** As of 7 SEP 2008

球队名单

**GBR - GREAT BRITAIN**

No.	Name	Pos	Sport Class	Date of Birth	Club - Season 2007/2008	Int'l Games Played
4	MACLEAN Caroline	G	2.0	19 APR 1975	ACES, AYLESBURY(GBR)	0
5	HARPER Joanne	G	1.0	21 JAN 1965	SHEFFIELD STEELERS, SHEFFIELD(GBR)	10
6	STRANGE Clare	G	1.5	18 SEP 1979	ACES, AYLESBURY(GBR)	0
7	FREEMAN Helen	F	4.0	23 NOV 1989	FORCE, LONDON(GBR)	40
8	WILD Ann	G	2.0	11 APR 1973	FORCE, LONDON(GBR)	0
9	JOHNSON Paula	F	2.5	13 OCT 1977	BARON IN FURRESS, CLUMBIA(GBR)	0
10	WAGER Sally	F	3.0	13 AUG 1981	RHINOS, WOLVERHAMPTON(GBR)	0
11	FOX Jill	G	1.5	11 MAR 1970	SHEFFIELD STEELERS, SHEFFIELD(GBR)	0
12	TURNER Helen	F	4.0	15 OCT 1977	FORCE, LONDON(GBR)	0
13	SUGDEN Louise	G	2.0	20 JUL 1984	FORCE, LONDON(GBR)	60
14	McDONALD Pauline	G	2.5	15 APR 1980	SWBC TIGERS, BRIGHTON(GBR)	15
15	MATTHEWS Caroline (C)	C	4.5	12 APR 1973	CELTS, CARDIFF(GBR)	77

**Team Average**

**2.8**

**Coach** PEEL Garry  
**Assistant Coach** BHANIA Haj Singh  
**Assistant Coach** FODEN Mathew

**Team Uniform Colour:**  
**Light:** WHITE  
**Dark:** RED

**Note:**  
Number of international games played provided by NPC

**Legend:**  
(C) Captain                      **C**                      Centre                      **F**                      Forward                      **G**                      Guard  
Pos                      Playing Position



**TEAM ROSTER** As of 7 SEP 2008

球队名单

**JPN - JAPAN**

No.	Name	Pos	Sport Class	Date of Birth	Club - Season 2007/2008	Int'l Games Played
4	BETTO Yuka	F	3.0	31 JUL 1971	BRILLIANT CATS, AICHI(JPN)	8
5	MASHIKO Megumi	G	3.0	02 JUL 1970	TEAM EARTH, FUKUSHIMA(JPN)	16
6	URAMOTO Miki	G	2.5	10 SEP 1981	KYUSHU DOLPHIN, FUKUOKA(JPN)	6
7	TANEDA Kimi	G	1.0	23 NOV 1974	PASSION, KOCHI(JPN)	5
8	KOSUZUKI Tomomi	F	3.5	06 APR 1979	BRILLIANT CATS, AICHI(JPN)	0
9	TAKABAYASHI Mika (C)	G	1.5	26 JUN 1971	BRILLIANT CATS, AICHI(JPN)	28
10	YOSHIDA Erika	F	1.0	23 AUG 1977	BRILLIANT CATS, AICHI(JPN)	12
11	KAWAKAMI Rie	F	1.0	08 APR 1971	ELFIN, GUNMA(JPN)	15
12	TAKUBO Ikumi	F	4.0	02 NOV 1982	WING, KANAGAWA(JPN)	9
13	SUGAHARA Naoko	C	4.5	30 MAY 1968	COCKTAIL, KYOTO(JPN)	16
14	SOEDA Tomoe	F	3.5	09 JAN 1975	WING, KANAGAWA(JPN)	11
15	AMIMOTO Mari	F	4.5	15 NOV 1988	COCKTAIL, KYOTO(JPN)	7

**Team Average**

**1.6**

**Coach** IWASA Yoshiaki  
**Assistant Coach** KIKUCHI Tetsuhiro

**Team Uniform Colour:**

**Light:** WHITE

**Dark:** BLUE

**Note:**  
Number of international games played provided by NPC

**Legend:**  
(C) Captain                      **C**                      Centre                      **F**                      Forward                      **G**                      Guard  
Pos                      Playing Position



**TEAM ROSTER** As of 7 SEP 2008

球队名单

**MEX - MEXICO**

No.	Name	Pos	Sport Class	Date of Birth	Club - Season 2007/2008	Int'l Games Played
4	VAZQUEZ SUAREZ Cecilia		2.5	19 DEC 1965	MDO.MEX, MEXICO(MEX)	92
5	RODRIGUEZ VELAZQUEZ Patricia	G	2.0	18 MAR 1967	JALISCO, GUADALAJARA	47
6	TORRES LOPEZ Rocio	C	3.5	09 OCT 1973	MDO.MEX, MEXICO(MEX)	42
7	ESTRADA BERNAL Floralia	C	4.0	08 AUG 1990	JALISCO, GUADALAJARA	4
8	PEREZ PACHECO Anaisa	G	2.5	16 JAN 1992	OAXACA, OAXACA	12
9	VAZQUEZ DELGADILLO Lucia (C)	F	4.0	20 DEC 1965	MDO.MEX, MEXICO(MEX)	86
10	CAMARA ARANGO Rosa	F	3.0	25 SEP 1956	D.F, D.F(MEX)	112
11	TORRES RODRIGUEZ Alma	G	3.0	06 SEP 1967	D.F, D.F	46
12	MIRANDA Claudia Magali	G	3.0	27 MAY 1978	D.F, D.F(MEX)	64
13	GUZMAN ACOSTA Rubicela	F	3.0	09 FEB 1977	JALISCO, JALISCO(MEX)	49
14	VERA Rosa Herlinda	G	2.0	18 FEB 1965	MDO.MEX, MDO.MEX(MEX)	71
15	GARCIA AMADOR Wendy	G	1.0	07 OCT 1980	D.F, D.F(MEX)	38

**Team Average**

**6.9**

**Coach** DAVILA Aaron  
**Assistant Coach** PIMENTEL Rene

**Team Uniform Colour:**

**Light:** WHITE

**Dark:** RED

**Note:**  
Number of international games played provided by NPC

**Legend:**  
(C) Captain                      **C**                      Centre                      **F**                      Forward                      **G**                      Guard  
Pos                      Playing Position



**TEAM ROSTER** As of 7 SEP 2008

球队名单

**NED - NETHERLANDS**

No.	Name	Pos	Sport Class	Date of Birth	Club - Season 2007/2008	Int'l Games Played
4	HUITZING Inge	G	4.5	19 APR 1974	SC DEVEDO, ERMELO(NED)	0
5	BOEKHOORN Patries	F	1.0	05 JUL 1970	SC DEVEDO, ERMELO(NED)	0
6	VISSER Jitske	F	1.0	29 OCT 1992	HSV BASKETBALL, HAREN(NED)	0
7	OOSTERBAAN Roos	G	1.5	18 MAY 1979	SC DEVEDO, ERMELO(NED)	0
8	PIETERSE Fleur	F	2.5	28 OCT 1978		0
9	GARNIER Petra (C)	C	4.5	05 NOV 1970	SC DEVEDO, ERMELO(NED)	0
10	RAMAEKERS Brenda	C	4.5	03 NOV 1985	JBC NOORDERHAVEN, DEN HELDER(NED)	0
11	KORVER Cher	G	2.5	11 AUG 1976	SC DEVEDO, ERMELO(NED)	0
12	BRAAM Sandra	F	1.0	30 MAY 1978	SC DEVEDO, ERMELO(NED)	0
13	VAN BERGEN Barbara	F	2.0	09 JUN 1978	ARROWS '81, ROTTERDAM(NED)	0
14	VERSLOOT Carina	F	3.0	10 MAY 1980	SC DEVEDO, ERMELO(NED)	0
15	van OOSTROM Elsbeth	C	4.5	21 JUN 1982	SC DEVEDO, ERMELO(NED)	0

**Team Average**

**0.0**

**Coach** LANSINK ROTGERINK Yvonne  
**Assistant Coach** van de BUNTE Kees

**Team Uniform Colour:**

**Light:** WHITE  
**Dark:** ORANGE

**Note:**  
Number of international games played provided by NPC

**Legend:**  
(C) Captain                      C                      Centre                      F                      Forward                      G                      Guard  
Pos                      Playing Position



**TEAM ROSTER** As of 7 SEP 2008

球队名单

**USA - UNITED STATES of AMERICA**

No.	Name	Pos	Sport Class	Date of Birth	Club - Season 2007/2008	Int'l Games Played
4	MURRAY Becca	G	2.5	15 APR 1990	RIC SKY, CHICAGO, ILLINOIS(USA)	6
5	CISNEROS Patty (C)	G	2.0	12 NOV 1977	CHAMPAIGN FIRE, CHMPAIGN, ILLINOIS(USA)	37
6	HOSKINS Emily	G	1.0	30 JAN 1983	PHOENIX MERCURY, PHOENIX, ARIZONA(USA)	23
7	RUDELLE Jen	G	4.5	02 APR 1978	CHAMPAIGN FIRE, CHAMPAIGN ILLINOIS(USA)	31
8	SCHNEIDER Natalie	F	4.5	11 FEB 1983	U. OF ARIZONA, TUCSON, ARIZONA(USA)	0
9	NICHOLS Alana	G	2.5	21 APR 1983	U. OF ALABAMA, TUSCALOOSA, ALABAMA(USA)	16
10	WHEELER Stephanie	G	2.0	16 JAN 1981	U. OF ALABAMA, TUSCALOOSA, ALABAMA(USA)	33
11	CASTLE Sarah	G	2.5	22 JAN 1984	U. OF ILLINOIS, CHMPAIGN, ILLINOIS(USA)	17
12	RIPP Christina	G	2.5	31 JUL 1980	D. R. NUGGETS, DEN., COL.(USA)	47
13	GONZALES Loraine	F	4.0	06 OCT 1977	LADY MAVERICKS, DALLAS, TEXAS(USA)	11
14	MILFORD Mary Allison	G	1.0	28 APR 1986	U. OF ALABAMA, TUSCALOOSA, ALABAMA(USA)	17
15	HOFFMAN Carlee	F	4.0	10 JUL 1986	UNIV OF ILLINOIS, CHMPAIGN, ILLINOIS(USA)	23

**Team Average**

**2.2**

**Coach** LYKINS Ronald  
**Assistant Coach** SIKORA John  
**Assistant Coach** TAYLOR Robert

**Team Uniform Colour:**  
**Light:** WHITE  
**Dark:** RED

**Note:**  
Number of international games played provided by NPC

**Legend:**  
(C) Captain      F Forward      G Guard      Pos Playing Position



TEAM ROSTER As of 5 SEP 2008

球队名单

AUS - AUSTRALIA

No.	Name	Pos	Sport Class	Date of Birth	Club - Season 2007/2008	Int'l Games Played
4	DOMASCHENZ Melanie	G	1.0	13 OCT 1983	DANDENONG RANGERS, MELBOURNE(AUS)	80
5	CRISPIN Cobi	F	4.0	22 DEC 1988	WESTERN STARS, FERTH(AUS)	39
6	KEAN Bridie	F	4.0	27 FEB 1987	DANDENONG RANGERS, MELBOURNE(AUS)	23
7	HALL Melanie	G	2.5	11 JAN 1977	QUEENSLAND COMETS, BRISBANE(AUS)	50
8	McKENZIE Tina	F	3.0	24 SEP 1999	DANDENONG RANGERS, MELBOURNE(AUS)	106
9	TESCH Liesl (C)	F	4.0	17 MAY 1969	HILLS HORNETS, SYDNEY(AUS)	175
10	BURZYNSKI Clare	G	1.0	11 AUG 1986	WESTERN STARS, FERTH(AUS)	59
11	GAUCI Kylie	G	2.0	01 JAN 1985	GLADIATORS, SYDNEY(AUS)	102
12	CHAPLIN Shelley	F	3.5	04 SEP 1984	DANDENONG RANGERS, MELBOURNE(AUS)	93
13	STEWART Sarah	F	3.0	13 JUN 1976	HILLS HORNETS, SYDNEY(AUS)	86
14	HILL Katie	G	3.0	17 FEB 1984	HILLS HORNETS, SYDNEY(AUS)	52
15	O'KELLY-KENNEDY Kathleen	C	4.0	21 JUN 1986	GLADIATORS, SYDNEY(AUS)	57

Team Average

76.8

**Coach** HEWSON Gerry  
**Assistant Coach** HEWISH Mark

**Team Uniform Colour:**

**Light:** GOLD  
**Dark:** GREEN

**Note:**  
Number of international games played provided by NPC

**Legend:**  
(C) Captain                      C                      Centre                      F                      Forward                      G                      Guard  
Pos                      Playing Position



**TEAM ROSTER** As of 5 SEP 2008

球队名单

**BRA - BRAZIL**

No.	Name	Pos	Sport Class	Date of Birth	Club - Season 2007/2008	Int'l Games Played
4	REIS Cleonete	F	2.0	26 SEP 1976	ALL STAR RODAS, BELEM(BRA)	20
5	COSTA Debora	G	4.0	04 APR 1989	ALL STAR RODAS, BELEM(BRA)	10
6	MAFRA Naildes	F	2.0	22 NOV 1977	ALL STAR RODAS, BELEM(BRA)	20
7	FARIAS Andreia Cristina	F	1.0	23 APR 1986	ALL STAR RODAS, BELEM(BRA)	4
8	SILVA RAMOS Rosalia	F	2.0	22 JAN 1970	ACADEF, RIO DE JANEIRO(BRA)	23
9	MARTINS Lia Soares	C	4.5	09 JUN 1987	ALL STAR RODAS, BELEM(BRA)	15
10	SANTOS Monica Andrade	C	4.5	16 JAN 1979	CAD, SAO PAULO(BRA)	18
11	MORAES Jucilene	G	4.0	25 NOV 1978	ALL STAR RODAS, BELEM(BRA)	28
12	PANTOJA Ozineide	C	2.5	25 SEP 1971	ALL STAR RODAS, BELEM(BRA)	17
13	GOMES Elizabeth	F	1.0	15 JAN 1965	ADEFISA, SANTOS(BRA)	13
14	FERRAO Helena	F	4.0	17 JAN 1977	ALL STAR RODAS, BELEM(BRA)	15
15	ALMEIDA Vileide	C	4.5	02 NOV 1991	ALL STAR RODAS, BELEM(BRA)	2

**Team Average**

**7.7**

**Coach** CORREA Wilson  
**Assistant Coach** LEMOS Mauricio

**Team Uniform Colour:**

**Light:** GOLD  
**Dark:** GREEN

**Note:**  
Number of international games played provided by NPC

**Legend:**  
C Centre F Forward G Guard Pos Playing Position



**TEAM ROSTER** As of 5 SEP 2008  
球队名单

**CAN - CANADA**

No.	Name	Pos	Sport Class	Date of Birth	Club - Season 2007/2008	Int'l Games Played
4	KREMPIEN Jennifer	G	1.0	19 FEB 1975	BC BREAKERS, VANCOUVER(CAN)	0
5	McLACHLAN Janet	C	4.5	26 AUG 1977	BC BREAKERS, VANCOUVER(CAN)	0
6	OHAMA Kendra	G	2.5	01 JUN 1965	CALGARY ROLLERS, CALGARY(CAN)	0
7	OUELLET Cindy	F	3.5	08 DEC 1988	QUEBEC, QUEBEC(CAN)	0
8	FERGUSON Tracey	F	3.0	07 SEP 1974	VARIETY VILLAGE, TORONTO(CAN)	0
9	BENOIT Chantal (C)	F	3.5	01 OCT 1960	QUEBEC, QUEBEC(CAN)	0
10	HARNOCK Katie	G	2.5	12 AUG 1983	UNIVERSITY OF ALABAMA, ALABAMA(USA)	0
11	PETTINICCHI Sabrina	G	1.5	09 AUG 1972	QUEBEC, QUEBEC(CAN)	0
12	FRANKS Lisa	G	1.0	06 APR 1982	SASKATCHEWAN, SASKATCHEWAN(CAN)	0
13	RADKE Lori	F	4.5	27 FEB 1966	CALGARY ROLLERS, CALGARY(CAN)	0
14	THOMAS Misty	C	4.5	01 JUL 1964	BC BREAKERS, VANCOUVER(CAN)	0
15	FESER Tara	C	4.5	02 FEB 1980	EDMONTON INFERNO, EDMONTON(CAN)	0

**Team Average**

**0.0**

**Coach** FRICK Tim  
**Assistant Coach** JOHNSON Bill  
**Assistant Coach** NICHOLSON Patricia

**Team Uniform Colour:**  
**Light:** WHITE  
**Dark:** BLACK

**Note:**  
Number of international games played provided by NPC

**Legend:**  
(C) Captain                      **C**                      Centre                      **F**                      Forward                      **G**                      Guard  
Pos                      Playing Position





TEAM ROSTER As of 5 SEP 2008

球队名单

CHN - CHINA

No.	Name	Pos	Sport Class	Date of Birth	Club - Season 2007/2008	Int'l Games Played
4	ZHANG Santao (C)	C	4.0	28 NOV 1966	GUANGDONG, GUANGZHOU(CHN)	4
5	GU Li	C	4.5	08 DEC 1981	LIAONING, SHENYANG(CHN)	2
6	HAO Wenhua	C	4.0	29 SEP 1988	HEBEI, SHIJIAZHUANG(CHN)	2
7	FU Yongqing	C	4.0	12 SEP 1979	YUNNAN, KUNMING(CHN)	4
8	YANG Chao	C	4.0	24 MAR 1986	YUNNAN, KUNMING(CHN)	4
9	PENG Fengling	F	4.0	22 SEP 1984	BEIJING, BEIJING(CHN)	4
10	CHEN Damei	F	3.0	03 DEC 1986	YUNNAN, KUNMING(CHN)	3
11	CHEN Qiurong	G	1.0	20 OCT 1982	YUNNAN, KUNMING(CHN)	4
12	LIU Mihuan	G	1.5	21 FEB 1983	YUNNAN, KUNMING(CHN)	3
13	LI Yanhua	G	1.5	21 SEP 1982	YUNNAN, KUNMING(CHN)	3
14	CAO Qiuping	F	3.0	18 AUG 1979	BEIJING, BEIJING(CHN)	4
15	ZHENG Donghuai	F	2.5	15 DEC 1981	YUNNAN, KUNMING(CHN)	5

Team Average

0.9

**Coach** LIU Tiehua  
**Assistant Coach** ZHANG Chunling

**Team Uniform Colour:**

**Light:** WHITE

**Dark:** RED

**Note:**  
Number of international games played provided by NPC

**Legend:**  
(C) Captain                      C                      Centre                      F                      Forward                      G                      Guard  
Pos                      Playing Position



**TEAM ROSTER** As of 5 SEP 2008

球队名单

**GER - GERMANY**

No.	Name	Pos	Sport Class	Date of Birth	Club - Season 2007/2008	Int'l Games Played
4	KAUTZ Britta	F	1.0	19 MAR 1982	RSV LAHN DILL, WETZLAR(GER)	58
5	MEITNER Birgit	G	2.5	14 SEP 1977	REHA AUGSBURG, AUGSBURG(GER)	122
6	KUES Simone	F	1.0	08 NOV 1976	HAMBURGER SV, HAMBURG(GER)	143
7	MULLER Edina Anita	F	2.0	28 JUN 1983	ASV BONN, BONN(GER)	76
8	ZEYEN Annika	G	1.5	17 FEB 1985	RSV LAHN DILL, WETZLAR(GER)	144
9	SEIFERT Nicole	G	1.5	02 SEP 1974	HAMBURGER SV, HAMBURG(GER)	170
10	SCHUNEMANN Gesche	C	4.5	18 NOV 1982	RSV LAHN DILL, WETZLAR(GER)	49
11	SCHRATZ Nora	G	2.5	01 JUL 1979	RSC FRANKFURT, FRANKFURT(GER)	158
12	BUTTERBRODT Maren	C	4.5	16 JUL 1977	RSG LANGENHAGEN, HANNOVER(GER)	113
13	BEHRENS Alke	F	1.0	23 SEP 1979	RSC KOLN, KOLN(GER)	45
14	KAHL Annette (C)	C	4.5	16 NOV 1972	HAMBURGER SV, HAMBURG(GER)	139
15	MOHNEN Marina	C	4.5	31 OCT 1978	RSC KOLN, KOLN(GER)	97

**Team Average**

**21.9**

**Coach** GLINICKI Holger Ingo  
**Assistant Coach** RICHARZ Peter

**Team Uniform Colour:**

**Light:** WHITE

**Dark:** BLACK

**Note:**  
Number of international games played provided by NPC

**Legend:**  
(C) Captain                      **C**                      Centre                      **F**                      Forward                      **G**                      Guard  
Pos                      Playing Position



TEAM ROSTER As of 5 SEP 2008

球队名单

GBR - GREAT BRITAIN

No.	Name	Pos	Sport Class	Date of Birth	Club - Season 2007/2008	Int'l Games Played
4	MACLEAN Caroline	G	2.0	19 APR 1975	ACES, AYLESBURY(GBR)	0
5	HARPER Joanne	G	1.0	21 JAN 1965	SHEFFIELD STEELERS, SHEFFIELD(GBR)	10
6	STRANGE Clare	G	1.5	18 SEP 1979	ACES, AYLESBURY(GBR)	0
7	FREEMAN Helen	F	4.0	23 NOV 1989	FORCE, LONDON(GBR)	40
8	WILD Ann	G	2.0	11 APR 1973	FORCE, LONDON(GBR)	0
9	JOHNSON Paula	F	2.5	13 OCT 1977	BARON IN FURRESS, CLUMBIA(GBR)	0
10	WAGER Sally	F	3.0	13 AUG 1981	RHINOS, WOLVERHAMPTON(GBR)	0
11	FOX Jill	G	1.5	11 MAR 1970	SHEFFIELD STEELERS, SHEFFIELD(GBR)	0
12	TURNER Helen	F	4.0	15 OCT 1977	FORCE, LONDON(GBR)	0
13	SUGDEN Louise	G	2.0	20 JUL 1984	FORCE, LONDON(GBR)	60
14	McDONALD Pauline	G	2.5	15 APR 1980	SWBC TIGERS, BRIGHTON(GBR)	15
15	MATTHEWS Caroline (C)	C	4.5	12 APR 1973	CELTS, CARDIFF(GBR)	77

Team Average

2.8

**Coach** PEEL Garry  
**Assistant Coach** BHANIA Haj Singh  
**Assistant Coach** FODEN Mathew

**Team Uniform Colour:**  
**Light:** WHITE  
**Dark:** RED

**Note:**  
Number of international games played provided by NPC

**Legend:**  
(C) Captain                      C                      Centre                      F                      Forward                      G                      Guard  
Pos                      Playing Position



**TEAM ROSTER** As of 5 SEP 2008

球队名单

**JPN - JAPAN**

No.	Name	Pos	Sport Class	Date of Birth	Club - Season 2007/2008	Int'l Games Played
4	BETTO Yuka	F	3.0	31 JUL 1971	BRILLIANT CATS, AICHI(JPN)	8
5	MASHIKO Megumi	G	3.0	02 JUL 1970	TEAM EARTH, FUKUSHIMA(JPN)	16
6	URAMOTO Miki	G	2.5	10 SEP 1981	KYUSHU DOLPHIN, FUKUOKA(JPN)	6
7	TANEDA Kimi	G	1.0	23 NOV 1974	PASSION, KOCHI(JPN)	5
8	KOSUZUKI Tomomi	F	3.5	06 APR 1979	BRILLIANT CATS, AICHI(JPN)	0
9	TAKABAYASHI Mika (C)	G	1.5	26 JUN 1971	BRILLIANT CATS, AICHI(JPN)	28
10	YOSHIDA Erika	F	1.0	23 AUG 1977	BRILLIANT CATS, AICHI(JPN)	12
11	KAWAKAMI Rie	F	1.0	08 APR 1971	ELFIN, GUNMA(JPN)	15
12	TAKUBO Ikumi	F	4.0	02 NOV 1982	WING, KANAGAWA(JPN)	9
13	SUGAHARA Naoko	C	4.5	30 MAY 1968	COCKTAIL, KYOTO(JPN)	16
14	SOEDA Tomoe	F	3.5	09 JAN 1975	WING, KANAGAWA(JPN)	11
15	AMIMOTO Mari	F	4.5	15 NOV 1988	COCKTAIL, KYOTO(JPN)	7

**Team Average**

**1.6**

**Coach** IWASA Yoshiaki  
**Assistant Coach** KIKUCHI Tetsuhiro

**Team Uniform Colour:**  
**Light:** WHITE  
**Dark:** BLUE

**Note:**  
Number of international games played provided by NPC

**Legend:**  
(C) Captain                      **C**                      Centre                      **F**                      Forward                      **G**                      Guard  
Pos                      Playing Position



**TEAM ROSTER** As of 5 SEP 2008

球队名单

**MEX - MEXICO**

No.	Name	Pos	Sport Class	Date of Birth	Club - Season 2007/2008	Int'l Games Played
4	VAZQUEZ SUAREZ Cecilia		2.5	19 DEC 1965	MDO.MEX, MEXICO(MEX)	92
5	RODRIGUEZ VELAZQUEZ Patricia	G	2.0	18 MAR 1967	JALISCO, GUADALAJARA	47
6	TORRES LOPEZ Rocio	C	3.5	09 OCT 1973	MDO.MEX, MEXICO(MEX)	42
7	ESTRADA BERNAL Floralia	C	4.0	08 AUG 1990	JALISCO, GUADALAJARA	4
8	PEREZ PACHECO Anaisa	G	2.5	16 JAN 1992	OAXACA, OAXACA	12
9	VAZQUEZ DELGADILLO Lucia (C)	F	4.0	20 DEC 1965	MDO.MEX, MEXICO(MEX)	86
10	CAMARA ARANGO Rosa	F	3.0	25 SEP 1956	D.F, D.F(MEX)	112
11	TORRES RODRIGUEZ Alma	G	3.0	06 SEP 1967	D.F, D.F	46
12	MIRANDA Claudia Magali	G	3.0	27 MAY 1978	D.F, D.F(MEX)	64
13	GUZMAN ACOSTA Rubicela	F	3.0	09 FEB 1977	JALISCO, JALISCO(MEX)	49
14	VERA Rosa Herlinda	G	2.0	18 FEB 1965	MDO.MEX, MDO.MEX(MEX)	71
15	GARCIA AMADOR Wendy	G	1.0	07 OCT 1980	D.F, D.F(MEX)	38

**Team Average**

**6.9**

**Coach** DAVILA Aaron  
**Assistant Coach** PIMENTEL Rene

**Team Uniform Colour:**

**Light:** WHITE

**Dark:** RED

**Note:**  
Number of international games played provided by NPC

**Legend:**  
(C) Captain                      **C**                      Centre                      **F**                      Forward                      **G**                      Guard  
Pos                      Playing Position



**TEAM ROSTER** As of 5 SEP 2008

球队名单

**NED - NETHERLANDS**

No.	Name	Pos	Sport Class	Date of Birth	Club - Season 2007/2008	Int'l Games Played
4	HUITZING Inge	G	4.5	19 APR 1974	SC DEVEDO, ERMELO(NED)	0
5	BOEKHOORN Patries	F	1.0	05 JUL 1970	SC DEVEDO, ERMELO(NED)	0
6	VISSER Jitske	F	1.0	29 OCT 1992	HSV BASKETBALL, HAREN(NED)	0
7	OOSTERBAAN Roos	G	1.5	18 MAY 1979	SC DEVEDO, ERMELO(NED)	0
8	PIETERSE Fleur	F	2.5	28 OCT 1978		0
9	GARNIER Petra (C)	C	4.5	05 NOV 1970	SC DEVEDO, ERMELO(NED)	0
10	RAMAEKERS Brenda	C	4.5	03 NOV 1985	JBC NOORDERHAVEN, DEN HELDER(NED)	0
11	KORVER Cher	G	2.5	11 AUG 1976	SC DEVEDO, ERMELO(NED)	0
12	BRAAM Sandra	F	1.0	30 MAY 1978	SC DEVEDO, ERMELO(NED)	0
13	VAN BERGEN Barbara	F	2.0	09 JUN 1978	ARROWS '81, ROTTERDAM(NED)	0
14	VERSLOOT Carina	F	3.0	10 MAY 1980	SC DEVEDO, ERMELO(NED)	0
15	van OOSTROM Elsbeth	C	4.5	21 JUN 1982	SC DEVEDO, ERMELO(NED)	0

**Team Average**

**0.0**

**Coach** LANSINK ROTGERINK Yvonne  
**Assistant Coach** van de BUNTE Kees

**Team Uniform Colour:**

**Light:** WHITE  
**Dark:** ORANGE

**Note:**  
Number of international games played provided by NPC

**Legend:**  
(C) Captain                      C                      Centre                      F                      Forward                      G                      Guard  
Pos                      Playing Position



**TEAM ROSTER** As of 5 SEP 2008

球队名单

**USA - UNITED STATES of AMERICA**

No.	Name	Pos	Sport Class	Date of Birth	Club - Season 2007/2008	Int'l Games Played
4	MURRAY Becca	G	2.5	15 APR 1990	RIC SKY, CHICAGO, ILLINOIS(USA)	6
5	CISNEROS Patty (C)	G	2.0	12 NOV 1977	CHAMPAIGN FIRE, CHMPAIGN, ILLINOIS(USA)	37
6	HOSKINS Emily	G	1.0	30 JAN 1983	PHOENIX MERCURY, PHOENIX, ARIZONA(USA)	23
7	RUDELLE Jen	G	4.5	02 APR 1978	CHAMPAIGN FIRE, CHAMPAIGN ILLINOIS(USA)	31
8	SCHNEIDER Natalie	F	4.5	11 FEB 1983	U. OF ARIZONA, TUCSON, ARIZONA(USA)	0
9	NICHOLS Alana	G	2.5	21 APR 1983	U. OF ALABAMA, TUSCALOOSA, ALABAMA(USA)	16
10	WHEELER Stephanie	G	2.0	16 JAN 1981	U. OF ALABAMA, TUSCALOOSA, ALABAMA(USA)	33
11	CASTLE Sarah	G	2.5	22 JAN 1984	U. OF ILLINOIS, CHMPAIGN, ILLINOIS(USA)	17
12	RIPP Christina	G	2.5	31 JUL 1980	D. R. NUGGETS, DENVER, COLORAD	47
13	GONZALES Loraine	F	4.0	06 OCT 1977	LADY MAVERICKS, DALLAS, TEXAS(USA)	11
14	MILFORD Mary Allison	G	1.0	28 APR 1986	U. OF ALABAMA, TUSCALOOSA, ALABAMA(USA)	17
15	HOFFMAN Carlee	F	4.0	10 JUL 1986	UNIV OF ILLINOIS, CHMPAIGN, ILLINOIS(USA)	23

**Team Average**

**2.2**

**Coach** LYKINS Ronald  
**Assistant Coach** SIKORA John  
**Assistant Coach** TAYLOR Robert

**Team Uniform Colour:**  
**Light:** WHITE  
**Dark:** RED

**Note:**  
Number of international games played provided by NPC

**Legend:**  
(C) Captain      F Forward      G Guard      Pos Playing Position



**TEAM ROSTER** As of 5 SEP 2008

球队名单

**AUS - AUSTRALIA**

No.	Name	Pos	Sport Class	Date of Birth	Club - Season 2007/2008	Int'l Games Played
4	DOMASCHENZ Melanie	G	1.0	13 OCT 1983	DANDENONG RANGERS, MELBOURNE(AUS)	80
5	CRISPIN Cobi	F	4.0	22 DEC 1988	WESTERN STARS, FERTH(AUS)	39
6	KEAN Bridie	F	4.0	27 FEB 1987	DANDENONG RANGERS, MELBOURNE(AUS)	23
7	HALL Melanie	G	2.5	11 JAN 1977	QUEENSLAND COMETS, BRISBANE(AUS)	50
8	McKENZIE Tina	F	3.0	24 SEP 1999	DANDENONG RANGERS, MELBOURNE(AUS)	106
9	TESCH Liesl (C)	F	4.0	17 MAY 1969	HILLS HORNETS, SYDNEY(AUS)	175
10	BURZYNSKI Clare	G	1.0	11 AUG 1986	WESTERN STARS, FERTH(AUS)	59
11	GAUCI Kylie	G	2.0	01 JAN 1985	GLADIATORS, SYDNEY(AUS)	102
12	CHAPLIN Shelley	F	3.5	04 SEP 1984	DANDENONG RANGERS, MELBOURNE(AUS)	93
13	STEWART Sarah	F	3.0	13 JUN 1976	HILLS HORNETS, SYDNEY(AUS)	86
14	HILL Katie	G	3.0	17 FEB 1984	HILLS HORNETS, SYDNEY(AUS)	52
15	O'KELLY-KENNEDY Kathleen	C	4.0	21 JUN 1986	GLADIATORS, SYDNEY(AUS)	57

**Team Average**

**76.8**

**Coach** HEWSON Gerry  
**Assistant Coach** HEWISH Mark

**Team Uniform Colour:**

**Light:** GOLD  
**Dark:** GREEN

**Note:**  
Number of international games played provided by NPC

**Legend:**  
(C) Captain                      **C**                      Centre                      **F**                      Forward                      **G**                      Guard  
Pos                      Playing Position





**TEAM ROSTER** As of 5 SEP 2008

球队名单

**BRA - BRAZIL**

No.	Name	Pos	Sport Class	Date of Birth	Club - Season 2007/2008	Int'l Games Played
4	REIS Cleonete	F	2.0	26 SEP 1976	ALL STAR RODAS, BELEM(BRA)	20
5	COSTA Debora	G	4.0	04 APR 1989	ALL STAR RODAS, BELEM(BRA)	10
6	MAFRA Naildes	F	2.0	22 NOV 1977	ALL STAR RODAS, BELEM(BRA)	20
7	FARIAS Andreia Cristina	F	1.0	23 APR 1986	ALL STAR RODAS, BELEM(BRA)	4
8	SILVA RAMOS Rosalia	F	2.0	22 JAN 1970	ACADEF, RIO DE JANEIRO(BRA)	23
9	MARTINS Lia Soares	C	4.5	09 JUN 1987	ALL STAR RODAS, BELEM(BRA)	15
10	SANTOS Monica Andrade	C	4.5	16 JAN 1979	CAD, SAO PAULO(BRA)	18
11	MORAES Jucilene	G	4.0	25 NOV 1978	ALL STAR RODAS, BELEM(BRA)	28
12	PANTOJA Ozineide	C	2.5	25 SEP 1971	ALL STAR RODAS, BELEM(BRA)	17
13	GOMES Elizabeth	F	1.0	15 JAN 1965	ADEFISA, SANTOS(BRA)	13
14	FERRAO Helena	F	4.0	17 JAN 1977	ALL STAR RODAS, BELEM(BRA)	15
15	ALMEIDA Vileide	C	4.5	02 NOV 1991	ALL STAR RODAS, BELEM(BRA)	2

**Team Average**

**7.7**

**Coach** CORREA Wilson  
**Assistant Coach** LEMOS Mauricio

**Team Uniform Colour:**

**Light:** GOLD  
**Dark:** GREEN

**Note:**  
Number of international games played provided by NPC

**Legend:**  
C Centre F Forward G Guard Pos Playing Position



**TEAM ROSTER** As of 5 SEP 2008  
球队名单

**CAN - CANADA**

No.	Name	Pos	Sport Class	Date of Birth	Club - Season 2007/2008	Int'l Games Played
4	KREMPIEN Jennifer	G	1.0	19 FEB 1975	BC BREAKERS, VANCOUVER(CAN)	0
5	McLACHLAN Janet	C	4.5	26 AUG 1977	BC BREAKERS, VANCOUVER(CAN)	0
6	OHAMA Kendra	G	2.5	01 JUN 1965	CALGARY ROLLERS, CALGARY(CAN)	0
7	OUELLET Cindy	F	3.5	08 DEC 1988	QUEBEC, QUEBEC(CAN)	0
8	FERGUSON Tracey	F	3.0	07 SEP 1974	VARIETY VILLAGE, TORONTO(CAN)	0
9	BENOIT Chantal (C)	F	3.5	01 OCT 1960	QUEBEC, QUEBEC(CAN)	0
10	HARNOCK Katie	G	2.5	12 AUG 1983	UNIVERSITY OF ALABAMA, ALABAMA(USA)	0
11	PETTINICCHI Sabrina	G	1.5	09 AUG 1972	QUEBEC, QUEBEC(CAN)	0
12	FRANKS Lisa	G	1.0	06 APR 1982	SASKATCHEWAN, SASKATCHEWAN(CAN)	0
13	RADKE Lori	F	4.5	27 FEB 1966	CALGARY ROLLERS, CALGARY(CAN)	0
14	THOMAS Misty	C	4.5	01 JUL 1964	BC BREAKERS, VANCOUVER(CAN)	0
15	FESER Tara	C	4.5	02 FEB 1980	EDMONTON INFERNO, EDMONTON(CAN)	0

**Team Average**

**0.0**

**Coach** FRICK Tim  
**Assistant Coach** JOHNSON Bill  
**Assistant Coach** NICHOLSON Patricia

**Team Uniform Colour:**

**Light:** WHITE

**Dark:** BLACK

**Note:**  
Number of international games played provided by NPC

**Legend:**  
(C) Captain                      **C**                      Centre                      **F**                      Forward                      **G**                      Guard  
**Pos**                      Playing Position



TEAM ROSTER As of 5 SEP 2008

球队名单

CHN - CHINA

No.	Name	Pos	Sport Class	Date of Birth	Club - Season 2007/2008	Int'l Games Played
4	ZHANG Santao (C)	C	4.0	28 NOV 1966	GUANGDONG, GUANGZHOU(CHN)	4
5	GU Li	C	4.5	08 DEC 1981	LIAONING, SHENYANG(CHN)	2
6	HAO Wenhua	C	4.0	29 SEP 1988	HEBEI, SHIJIAZHUANG(CHN)	2
7	FU Yongqing	C	4.0	12 SEP 1979	YUNNAN, KUNMING(CHN)	4
8	YANG Chao	C	4.0	24 MAR 1986	YUNNAN, KUNMING(CHN)	4
9	PENG Fengling	F	4.0	22 SEP 1984	BEIJING, BEIJING(CHN)	4
10	CHEN Damei	F	3.0	03 DEC 1986	YUNNAN, KUNMING(CHN)	3
11	CHEN Qiurong	G	1.0	20 OCT 1982	YUNNAN, KUNMING(CHN)	4
12	LIU Mihuan	G	1.5	21 FEB 1983	YUNNAN, KUNMING(CHN)	3
13	LI Yanhua	G	1.5	21 SEP 1982	YUNNAN, KUNMING(CHN)	3
14	CAO Qiuping	F	3.0	18 AUG 1979	BEIJING, BEIJING(CHN)	4
15	ZHENG Donghuai	F	2.5	15 DEC 1981	YUNNAN, KUNMING(CHN)	5

Team Average

0.9

**Coach** LIU Tiehua  
**Assistant Coach** ZHANG Chunling

**Team Uniform Colour:**

**Light:** WHITE

**Dark:** RED

**Note:**  
Number of international games played provided by NPC

**Legend:**  
(C) Captain                      C            Centre                      F            Forward                      G            Guard  
Pos            Playing Position



**TEAM ROSTER** As of 5 SEP 2008

球队名单

**GER - GERMANY**

No.	Name	Pos	Sport Class	Date of Birth	Club - Season 2007/2008	Int'l Games Played
4	KAUTZ Britta	F	1.0	19 MAR 1982	RSV LAHN DILL, WETZLAR(GER)	58
5	MEITNER Birgit	G	2.5	14 SEP 1977	REHA AUGSBURG, AUGSBURG(GER)	122
6	KUES Simone	F	1.0	08 NOV 1976	HAMBURGER SV, HAMBURG(GER)	143
7	MULLER Edina Anita	F	2.0	28 JUN 1983	ASV BONN, BONN(GER)	76
8	ZEYEN Annika	G	1.5	17 FEB 1985	RSV LAHN DILL, WETZLAR(GER)	144
9	SEIFERT Nicole	G	1.5	02 SEP 1974	HAMBURGER SV, HAMBURG(GER)	170
10	SCHUNEMANN Gesche	C	4.5	18 NOV 1982	RSV LAHN DILL, WETZLAR(GER)	49
11	SCHRATZ Nora	G	2.5	01 JUL 1979	RSC FRANKFURT, FRANKFURT(GER)	158
12	BUTTERBRODT Maren	C	4.5	16 JUL 1977	RSG LANGENHAGEN, HANNOVER(GER)	113
13	BEHRENS Alke	F	1.0	23 SEP 1979	RSC KOLN, KOLN(GER)	45
14	KAHL Annette (C)	C	4.5	16 NOV 1972	HAMBURGER SV, HAMBURG(GER)	139
15	MOHNEN Marina	C	4.5	31 OCT 1978	RSC KOLN, KOLN(GER)	97

**Team Average**

**21.9**

**Coach** GLINICKI Holger Ingo  
**Assistant Coach** RICHAZ Peter

**Team Uniform Colour:**  
**Light:** WHITE  
**Dark:** BLACK

**Note:**  
Number of international games played provided by NPC

**Legend:**  
(C) Captain                      **C**                      Centre                      **F**                      Forward                      **G**                      Guard  
Pos                      Playing Position



**TEAM ROSTER** As of 5 SEP 2008

球队名单

**GBR - GREAT BRITAIN**

No.	Name	Pos	Sport Class	Date of Birth	Club - Season 2007/2008	Int'l Games Played
4	MACLEAN Caroline	G	2.0	19 APR 1975	ACES, AYLESBURY(GBR)	0
5	HARPER Joanne	G	1.0	21 JAN 1965	SHEFFIELD STEELERS, SHEFFIELD(GBR)	10
6	STRANGE Clare	G	1.5	18 SEP 1979	ACES, AYLESBURY(GBR)	0
7	FREEMAN Helen	F	4.0	23 NOV 1989	FORCE, LONDON(GBR)	40
8	WILD Ann	G	2.0	11 APR 1973	FORCE, LONDON(GBR)	0
9	JOHNSON Paula	F	2.5	13 OCT 1977	BARON IN FURRESS, CLUMBIA(GBR)	0
10	WAGER Sally	F	3.0	13 AUG 1981	RHINOS, WOLVERHAMPTON(GBR)	0
11	FOX Jill	G	1.5	11 MAR 1970	SHEFFIELD STEELERS, SHEFFIELD(GBR)	0
12	TURNER Helen	F	4.0	15 OCT 1977	FORCE, LONDON(GBR)	0
13	SUGDEN Louise	G	2.0	20 JUL 1984	FORCE, LONDON(GBR)	60
14	McDONALD Pauline	G	2.5	15 APR 1980	SWBC TIGERS, BRIGHTON(GBR)	15
15	MATTHEWS Caroline (C)	C	4.5	12 APR 1973	CELTS, CARDIFF(GBR)	77

**Team Average**

**2.8**

**Coach** PEEL Garry  
**Assistant Coach** BHANIA Haj Singh  
**Assistant Coach** FODEN Mathew

**Team Uniform Colour:**  
**Light:** WHITE  
**Dark:** RED

**Note:**  
Number of international games played provided by NPC

**Legend:**  
(C) Captain                      C                      Centre                      F                      Forward                      G                      Guard  
Pos                      Playing Position



**TEAM ROSTER** As of 5 SEP 2008

球队名单

**JPN - JAPAN**

No.	Name	Pos	Sport Class	Date of Birth	Club - Season 2007/2008	Int'l Games Played
4	BETTO Yuka	F	3.0	31 JUL 1971	BRILLIANT CATS, AICHI(JPN)	8
5	MASHIKO Megumi	G	3.0	02 JUL 1970	TEAM EARTH, FUKUSHIMA(JPN)	16
6	URAMOTO Miki	G	2.5	10 SEP 1981	KYUSHU DOLPHIN, FUKUOKA(JPN)	6
7	TANEDA Kimi	G	1.0	23 NOV 1974	PASSION, KOCHI(JPN)	5
8	KOSUZUKI Tomomi	F	3.5	06 APR 1979	BRILLIANT CATS, AICHI(JPN)	0
9	TAKABAYASHI Mika (C)	G	1.5	26 JUN 1971	BRILLIANT CATS, AICHI(JPN)	28
10	YOSHIDA Erika	F	1.0	23 AUG 1977	BRILLIANT CATS, AICHI(JPN)	12
11	KAWAKAMI Rie	F	1.0	08 APR 1971	ELFIN, GUNMA(JPN)	15
12	TAKUBO Ikumi	F	4.0	02 NOV 1982	WING, KANAGAWA(JPN)	9
13	SUGAHARA Naoko	C	4.5	30 MAY 1968	COCKTAIL, KYOTO(JPN)	16
14	SOEDA Tomoe	F	3.5	09 JAN 1975	WING, KANAGAWA(JPN)	11
15	AMIMOTO Mari	F	4.5	15 NOV 1988	COCKTAIL, KYOTO(JPN)	7

**Team Average**

**1.6**

**Coach** IWASA Yoshiaki  
**Assistant Coach** KIKUCHI Tetsuhiro

**Team Uniform Colour:**

**Light:** WHITE

**Dark:** BLUE

**Note:**  
Number of international games played provided by NPC

**Legend:**  
(C) Captain                      **C**                      Centre                      **F**                      Forward                      **G**                      Guard  
Pos                      Playing Position


**TEAM ROSTER** As of 5 SEP 2008

球队名单

**MEX - MEXICO**

No.	Name	Pos	Sport Class	Date of Birth	Club - Season 2007/2008	Int'l Games Played
4	VAZQUEZ SUAREZ Cecilia		2.5	19 DEC 1965	MDO.MEX, MEXICO(MEX)	92
5	RODRIGUEZ VELAZQUEZ Patricia	G	2.0	18 MAR 1967	JALISCO, GUADALAJARA	47
6	TORRES LOPEZ Rocio	C	3.5	09 OCT 1973	MDO.MEX, MEXICO(MEX)	42
7	ESTRADA BERNAL Floralia	C	4.0	08 AUG 1990	JALISCO, GUADALAJARA	4
8	PEREZ PACHECO Anaisa	G	2.5	16 JAN 1992	OAXACA, OAXACA	12
9	VAZQUEZ DELGADILLO Lucia (C)	F	4.0	20 DEC 1965	MDO.MEX, MEXICO(MEX)	86
10	CAMARA ARANGO Rosa	F	3.0	25 SEP 1956	D.F, D.F(MEX)	112
11	TORRES RODRIGUEZ Alma	G	3.0	06 SEP 1967	D.F, D.F	46
12	MIRANDA Claudia Magali	G	3.0	27 MAY 1978	D.F, D.F(MEX)	64
13	GUZMAN ACOSTA Rubicela	F	3.0	09 FEB 1977	JALISCO, JALISCO(MEX)	49
14	VERA Rosa Herlinda	G	2.0	18 FEB 1965	MDO.MEX, MDO.MEX(MEX)	71
15	GARCIA AMADOR Wendy	G	1.0	07 OCT 1980	D.F, D.F(MEX)	38

**Team Average**
**6.9**

**Coach** DAVILA Aaron  
**Assistant Coach** PIMENTEL Rene

**Team Uniform Colour:**
**Light:** WHITE

**Dark:** RED

**Note:**  
 Number of international games played provided by NPC

**Legend:**  
 (C) Captain                      **C**                      Centre                      **F**                      Forward                      **G**                      Guard  
 Pos                      Playing Position


**TEAM ROSTER** As of 5 SEP 2008

球队名单

**NED - NETHERLANDS**

No.	Name	Pos	Sport Class	Date of Birth	Club - Season 2007/2008	Int'l Games Played
4	HUITZING Inge	G	4.5	19 APR 1974	SC DEVEDO, ERMELO(NED)	0
5	BOEKHOORN Patries	F	1.0	05 JUL 1970	SC DEVEDO, ERMELO(NED)	0
6	VISSER Jitske	F	1.0	29 OCT 1992	HSV BASKETBALL, HAREN(NED)	0
7	OOSTERBAAN Roos	G	1.5	18 MAY 1979	SC DEVEDO, ERMELO(NED)	0
8	PIETERSE Fleur	F	2.5	28 OCT 1978		0
9	GARNIER Petra (C)	C	4.5	05 NOV 1970	SC DEVEDO, ERMELO(NED)	0
10	RAMAEKERS Brenda	C	4.5	03 NOV 1985	JBC NOORDERHAVEN, DEN HELDER(NED)	0
11	KORVER Cher	G	2.5	11 AUG 1976	SC DEVEDO, ERMELO(NED)	0
12	BRAAM Sandra	F	1.0	30 MAY 1978	SC DEVEDO, ERMELO(NED)	0
13	VAN BERGEN Barbara	F	2.0	09 JUN 1978	ARROWS '81, ROTTERDAM(NED)	0
14	VERSLOOT Carina	F	3.0	10 MAY 1980	SC DEVEDO, ERMELO(NED)	0
15	van OOSTROM Elsbeth	C	4.5	21 JUN 1982	SC DEVEDO, ERMELO(NED)	0

**Team Average**
**0.0**
**Coach** LANSINK ROTGERINK Yvonne

**Assistant Coach** van de BUNTE Kees

**Team Uniform Colour:**
**Light:** WHITE

**Dark:** ORANGE

**Note:**  
Number of international games played provided by NPC

**Legend:**  
(C) Captain                      **C**                      Centre                      **F**                      Forward                      **G**                      Guard  
Pos                      Playing Position





**TEAM ROSTER** As of 5 SEP 2008

球队名单

**USA - UNITED STATES of AMERICA**

No.	Name	Pos	Sport Class	Date of Birth	Club - Season 2007/2008	Int'l Games Played
4	MURRAY Becca	G	2.5	15 APR 1990	RIC SKY, CHICAGO, ILLINOIS(USA)	6
5	CISNEROS Patty (C)	G	2.0	12 NOV 1977	CHAMPAIGN FIRE, CHMPAIGN, ILLINOIS(USA)	37
6	HOSKINS Emily	G	1.0	30 JAN 1983	PHOENIX MERCURY, PHOENIX, ARIZONA(USA)	23
7	RUDELLE Jen	G	4.5	02 APR 1978	CHAMPAIGN FIRE, CHAMPAIGN ILLINOIS(USA)	31
8	SCHNEIDER Natalie	F	4.5	11 FEB 1983	U. OF ARIZONA, TUCSON, ARIZONA(USA)	0
9	NICHOLS Alana	G	2.5	21 APR 1983	U. OF ALABAMA, TUSCALOOSA, ALABAMA(USA)	16
10	WHEELER Stephanie	G	2.0	16 JAN 1981	U. OF ALABAMA, TUSCALOOSA, ALABAMA(USA)	33
11	CASTLE Sarah	G	2.5	22 JAN 1984	U. OF ILLINOIS, CHMPAIGN, ILLINOIS(USA)	17
12	RIPP Christina	G	2.5	31 JUL 1980	D. R. NUGGETS, DENVER, COLORAD	47
13	GONZALES Loraine	F	4.0	06 OCT 1977	LADY MAVERICKS, DALLAS, TEXAS(USA)	11
14	MILFORD Mary Allison	G	1.0	28 APR 1986	U. OF ALABAMA, TUSCALOOSA, ALABAMA(USA)	17
15	HOFFMAN Carlee	F	4.0	10 JUL 1986	UNIV OF ILLINOIS, CHMPAIGN, ILLINOIS(USA)	23

**Team Average**

**2.2**

**Coach** LYKINS Ronald  
**Assistant Coach** SIKORA John  
**Assistant Coach** TAYLOR Robert

**Team Uniform Colour:**  
**Light:** WHITE  
**Dark:** RED

**Note:**  
Number of international games played provided by NPC

**Legend:**  
(C) Captain      F Forward      G Guard      Pos Playing Position



**TEAM ROSTER** As of 5 SEP 2008

球队名单

**AUS - AUSTRALIA**

No.	Name	Pos	Sport Class	Date of Birth	Club - Season 2007/2008	Int'l Games Played
4	DOMASCHENZ Melanie	G	1.0	13 OCT 1983	DANDENONG RANGERS, MELBOURNE(AUS)	80
5	CRISPIN Cobi	F	4.0	22 DEC 1988	WESTERN STARS, FERTH(AUS)	39
6	KEAN Bridie	F	4.0	27 FEB 1987	DANDENONG RANGERS, MELBOURNE(AUS)	23
7	HALL Melanie	G	2.5	11 JAN 1977	QUEENSLAND COMETS, BRISBANE(AUS)	50
8	McKENZIE Tina	F	3.0	24 SEP 1999	DANDENONG RANGERS, MELBOURNE(AUS)	106
9	TESCH Liesl (C)	F	4.0	17 MAY 1969	HILLS HORNETS, SYDNEY(AUS)	175
10	BURZYNSKI Clare	G	1.0	11 AUG 1986	WESTERN STARS, FERTH(AUS)	59
11	GAUCI Kylie	G	2.0	01 JAN 1985	GLADIATORS, SYDNEY(AUS)	102
12	CHAPLIN Shelley	F	3.5	04 SEP 1984	DANDENONG RANGERS, MELBOURNE(AUS)	93
13	STEWART Sarah	F	3.0	13 JUN 1976	HILLS HORNETS, SYDNEY(AUS)	86
14	HILL Katie	G	3.0	17 FEB 1984	HILLS HORNETS, SYDNEY(AUS)	52
15	O'KELLY-KENNEDY Kathleen	C	4.0	21 JUN 1986	GLADIATORS, SYDNEY(AUS)	57

**Team Average**

**76.8**

**Coach** HEWSON Gerry  
**Assistant Coach** HEWISH Mark

**Team Uniform Colour:**

**Light:** GOLD  
**Dark:** GREEN

**Note:**  
Number of international games played provided by NPC

**Legend:**  
(C) Captain                      C                      Centre                      F                      Forward                      G                      Guard  
Pos                      Playing Position



**TEAM ROSTER** As of 5 SEP 2008

球队名单

**BRA - BRAZIL**

No.	Name	Pos	Sport Class	Date of Birth	Club - Season 2007/2008	Int'l Games Played
4	REIS Cleonete	F	2.0	26 SEP 1976	ALL STAR RODAS, BELEM(BRA)	20
5	COSTA Debora	G	4.0	04 APR 1989	ALL STAR RODAS, BELEM(BRA)	10
6	MAFRA Naildes	F	2.0	22 NOV 1977	ALL STAR RODAS, BELEM(BRA)	20
7	FARIAS Andreia Cristina	F	1.0	23 APR 1986	ALL STAR RODAS, BELEM(BRA)	4
8	SILVA RAMOS Rosalia	F	2.0	22 JAN 1970	ACADEF, RIO DE JANEIRO(BRA)	23
9	MARTINS Lia Soares	C	4.5	09 JUN 1987	ALL STAR RODAS, BELEM(BRA)	15
10	SANTOS Monica Andrade	C	4.5	16 JAN 1979	CAD, SAO PAULO(BRA)	18
11	MORAES Jucilene	G	4.0	25 NOV 1978	ALL STAR RODAS, BELEM(BRA)	28
12	PANTOJA Ozineide	C	2.5	25 SEP 1971	ALL STAR RODAS, BELEM(BRA)	17
13	GOMES Elizabeth	F	1.0	15 JAN 1965	ADEFISA, SANTOS(BRA)	13
14	FERRAO Helena	F	4.0	17 JAN 1977	ALL STAR RODAS, BELEM(BRA)	15
15	ALMEIDA Vileide	C	4.5	02 NOV 1991	ALL STAR RODAS, BELEM(BRA)	2

**Team Average**

**7.7**

**Coach** CORREA Wilson  
**Assistant Coach** LEMOS Mauricio

**Team Uniform Colour:**

**Light:** GOLD  
**Dark:** GREEN

**Note:**  
Number of international games played provided by NPC

**Legend:**  
C Centre F Forward G Guard Pos Playing Position



**TEAM ROSTER** As of 5 SEP 2008  
球队名单

**CAN - CANADA**

No.	Name	Pos	Sport Class	Date of Birth	Club - Season 2007/2008	Int'l Games Played
4	KREMPIEN Jennifer	G	1.0	19 FEB 1975	BC BREAKERS, VANCOUVER(CAN)	0
5	McLACHLAN Janet	C	4.5	26 AUG 1977	BC BREAKERS, VANCOUVER(CAN)	0
6	OHAMA Kendra	G	2.5	01 JUN 1965	CALGARY ROLLERS, CALGARY(CAN)	0
7	OUELLET Cindy	F	3.5	08 DEC 1988	QUEBEC, QUEBEC(CAN)	0
8	FERGUSON Tracey	F	3.0	07 SEP 1974	VARIETY VILLAGE, TORONTO(CAN)	0
9	BENOIT Chantal (C)	F	3.5	01 OCT 1960	QUEBEC, QUEBEC(CAN)	0
10	HARNOCK Katie	G	2.5	12 AUG 1983	UNIVERSITY OF ALABAMA, ALABAMA(USA)	0
11	PETTINICCHI Sabrina	G	1.5	09 AUG 1972	QUEBEC, QUEBEC(CAN)	0
12	FRANKS Lisa	G	1.0	06 APR 1982	SASKATCHEWAN, SASKATCHEWAN(CAN)	0
13	RADKE Lori	F	4.5	27 FEB 1966	CALGARY ROLLERS, CALGARY(CAN)	0
14	THOMAS Misty	C	4.5	01 JUL 1964	BC BREAKERS, VANCOUVER(CAN)	0
15	FESER Tara	C	4.5	02 FEB 1980	EDMONTON INFERNO, EDMONTON(CAN)	0

**Team Average**

**0.0**

**Coach** FRICK Tim  
**Assistant Coach** JOHNSON Bill  
**Assistant Coach** NICHOLSON Patricia

**Team Uniform Colour:**  
**Light:** WHITE  
**Dark:** BLACK

**Note:**  
Number of international games played provided by NPC

**Legend:**  
(C) Captain                      **C**                      Centre                      **F**                      Forward                      **G**                      Guard  
Pos                      Playing Position



**TEAM ROSTER** As of 5 SEP 2008

球队名单

**CHN - CHINA**

No.	Name	Pos	Sport Class	Date of Birth	Club - Season 2007/2008	Int'l Games Played
4	ZHANG Santao (C)	C	4.0	28 NOV 1966	GUANGDONG, GUANGZHOU(CHN)	4
5	GU Li	C	4.5	08 DEC 1981	LIAONING, SHENYANG(CHN)	2
6	HAO Wenhua	C	4.0	29 SEP 1988	HEBEI, SHIJIAZHUANG(CHN)	2
7	FU Yongqing	C	4.0	12 SEP 1979	YUNNAN, KUNMING(CHN)	4
8	YANG Chao	C	4.0	24 MAR 1986	YUNNAN, KUNMING(CHN)	4
9	PENG Fengling	F	4.0	22 SEP 1984	BEIJING, BEIJING(CHN)	4
10	CHEN Damei	F	3.0	03 DEC 1986	YUNNAN, KUNMING(CHN)	3
11	CHEN Qiurong	G	1.0	20 OCT 1982	YUNNAN, KUNMING(CHN)	4
12	LIU Mihuan	G	1.5	21 FEB 1983	YUNNAN, KUNMING(CHN)	3
13	LI Yanhua	G	1.5	21 SEP 1982	YUNNAN, KUNMING(CHN)	3
14	CAO Qiuping	F	3.0	18 AUG 1979	BEIJING, BEIJING(CHN)	4
15	ZHENG Donghuai	F	2.5	15 DEC 1981	YUNNAN, KUNMING(CHN)	5

**Team Average**

**0.9**

**Coach** LIU Tiehua  
**Assistant Coach** ZHANG Chunling

**Team Uniform Colour:**

**Light:** WHITE

**Dark:** RED

**Note:**  
Number of international games played provided by NPC

**Legend:**  
(C) Captain                      **C**                      Centre                      **F**                      Forward                      **G**                      Guard  
Pos                      Playing Position



**TEAM ROSTER** As of 5 SEP 2008

球队名单

**GER - GERMANY**

No.	Name	Pos	Sport Class	Date of Birth	Club - Season 2007/2008	Int'l Games Played
4	KAUTZ Britta	F	1.0	19 MAR 1982	RSV LAHN DILL, WETZLAR(GER)	58
5	MEITNER Birgit	G	2.5	14 SEP 1977	REHA AUGSBURG, AUGSBURG(GER)	122
6	KUES Simone	F	1.0	08 NOV 1976	HAMBURGER SV, HAMBURG(GER)	143
7	MULLER Edina Anita	F	2.0	28 JUN 1983	ASV BONN, BONN(GER)	76
8	ZEYEN Annika	G	1.5	17 FEB 1985	RSV LAHN DILL, WETZLAR(GER)	144
9	SEIFERT Nicole	G	1.5	02 SEP 1974	HAMBURGER SV, HAMBURG(GER)	170
10	SCHUNEMANN Gesche	C	4.5	18 NOV 1982	RSV LAHN DILL, WETZLAR(GER)	49
11	SCHRATZ Nora	G	2.5	01 JUL 1979	RSC FRANKFURT, FRANKFURT(GER)	158
12	BUTTERBRODT Maren	C	4.5	16 JUL 1977	RSG LANGENHAGEN, HANNOVER(GER)	113
13	BEHRENS Alke	F	1.0	23 SEP 1979	RSC KOLN, KOLN(GER)	45
14	KAHL Annette (C)	C	4.5	16 NOV 1972	HAMBURGER SV, HAMBURG(GER)	139
15	MOHNEN Marina	C	4.5	31 OCT 1978	RSC KOLN, KOLN(GER)	97

**Team Average**

**21.9**

**Coach** GLINICKI Holger Ingo  
**Assistant Coach** RICHARZ Peter

**Team Uniform Colour:**  
**Light:** WHITE  
**Dark:** BLACK

**Note:**  
Number of international games played provided by NPC

**Legend:**  
(C) Captain                      **C**              Centre                      **F**              Forward                      **G**              Guard  
Pos              Playing Position



**TEAM ROSTER** As of 5 SEP 2008

球队名单

**GBR - GREAT BRITAIN**

No.	Name	Pos	Sport Class	Date of Birth	Club - Season 2007/2008	Int'l Games Played
4	MACLEAN Caroline	G	2.0	19 APR 1975	ACES, AYLESBURY(GBR)	0
5	HARPER Joanne	G	1.0	21 JAN 1965	SHEFFIELD STEELERS, SHEFFIELD(GBR)	10
6	STRANGE Clare	G	1.5	18 SEP 1979	ACES, AYLESBURY(GBR)	0
7	FREEMAN Helen	F	4.0	23 NOV 1989	FORCE, LONDON(GBR)	40
8	WILD Ann	G	2.0	11 APR 1973	FORCE, LONDON(GBR)	0
9	JOHNSON Paula	F	2.5	13 OCT 1977	BARON IN FURRESS, CLUMBIA(GBR)	0
10	WAGER Sally	F	3.0	13 AUG 1981	RHINOS, WOLVERHAMPTON(GBR)	0
11	FOX Jill	G	1.5	11 MAR 1970	SHEFFIELD STEELERS, SHEFFIELD(GBR)	0
12	TURNER Helen	F	4.0	15 OCT 1977	FORCE, LONDON(GBR)	0
13	SUGDEN Louise	G	2.0	20 JUL 1984	FORCE, LONDON(GBR)	60
14	McDONALD Pauline	G	2.5	15 APR 1980	SWBC TIGERS, BRIGHTON(GBR)	15
15	MATTHEWS Caroline (C)	C	4.5	12 APR 1973	CELTS, CARDIFF(GBR)	77

**Team Average**

**2.8**

**Coach** PEEL Garry  
**Assistant Coach** BHANIA Haj Singh  
**Assistant Coach** FODEN Mathew

**Team Uniform Colour:**  
**Light:** WHITE  
**Dark:** RED

**Note:**  
Number of international games played provided by NPC

**Legend:**  
(C) Captain                      **C**                      Centre                      **F**                      Forward                      **G**                      Guard  
Pos                      Playing Position



**TEAM ROSTER** As of 5 SEP 2008

球队名单

**JPN - JAPAN**

No.	Name	Pos	Sport Class	Date of Birth	Club - Season 2007/2008	Int'l Games Played
4	BETTO Yuka	F	3.0	31 JUL 1971	BRILLIANT CATS, AICHI(JPN)	8
5	MASHIKO Megumi	G	3.0	02 JUL 1970	TEAM EARTH, FUKUSHIMA(JPN)	16
6	URAMOTO Miki	G	2.5	10 SEP 1981	KYUSHU DOLPHIN, FUKUOKA(JPN)	6
7	TANEDA Kimi	G	1.0	23 NOV 1974	PASSION, KOCHI(JPN)	5
8	KOSUZUKI Tomomi	F	3.5	06 APR 1979	BRILLIANT CATS, AICHI(JPN)	0
9	TAKABAYASHI Mika (C)	G	1.5	26 JUN 1971	BRILLIANT CATS, AICHI(JPN)	28
10	YOSHIDA Erika	F	1.0	23 AUG 1977	BRILLIANT CATS, AICHI(JPN)	12
11	KAWAKAMI Rie	F	1.0	08 APR 1971	ELFIN, GUNMA(JPN)	15
12	TAKUBO Ikumi	F	4.0	02 NOV 1982	WING, KANAGAWA(JPN)	9
13	SUGAHARA Naoko	C	4.5	30 MAY 1968	COCKTAIL, KYOTO(JPN)	16
14	SOEDA Tomoe	F	3.5	09 JAN 1975	WING, KANAGAWA(JPN)	11
15	AMIMOTO Mari	F	4.5	15 NOV 1988	COCKTAIL, KYOTO(JPN)	7

**Team Average**

**1.6**

**Coach** IWASA Yoshiaki  
**Assistant Coach** KIKUCHI Tetsuhiro

**Team Uniform Colour:**  
**Light:** WHITE  
**Dark:** BLUE

**Note:**  
Number of international games played provided by NPC

**Legend:**  
(C) Captain                      **C**                      Centre                      **F**                      Forward                      **G**                      Guard  
Pos                      Playing Position





**TEAM ROSTER** As of 5 SEP 2008  
球队名单

**MEX - MEXICO**

No.	Name	Pos	Sport Class	Date of Birth	Club - Season 2007/2008	Int'l Games Played
4	VAZQUEZ SUAREZ Cecilia		2.5	19 DEC 1965	MDO.MEX, MEXICO(MEX)	92
5	RODRIGUEZ VELAZQUEZ Patricia	G	2.0	18 MAR 1967	JALISCO, GUADALAJARA	47
6	TORRES LOPEZ Rocio	C	3.5	09 OCT 1973	MDO.MEX, MEXICO(MEX)	42
7	ESTRADA BERNAL Floralia	C	4.0	08 AUG 1990	JALISCO, GUADALAJARA	4
8	PEREZ PACHECO Anaisa	G	2.5	16 JAN 1992	OAXACA, OAXACA	12
9	VAZQUEZ DELGADILLO Lucia (C)	F	4.0	20 DEC 1965	MDO.MEX, MEXICO(MEX)	86
10	CAMARA ARANGO Rosa	F	3.0	25 SEP 1956	D.F, D.F(MEX)	112
11	TORRES RODRIGUEZ Alma	G	3.0	06 SEP 1967	D.F, D.F	46
12	MIRANDA Claudia Magali	G	3.0	27 MAY 1978	D.F, D.F(MEX)	64
13	GUZMAN ACOSTA Rubicela	F	3.0	09 FEB 1977	JALISCO, JALISCO(MEX)	49
14	VERA Rosa Herlinda	G	2.0	18 FEB 1965	MDO.MEX, MDO.MEX(MEX)	71
15	GARCIA AMADOR Wendy	G	1.0	07 OCT 1980	D.F, D.F(MEX)	38
<b>Team Average</b>						<b>6.9</b>

**Coach** DAVILA Aaron  
**Assistant Coach** PIMENTEL Rene

**Team Uniform Colour:**  
**Light:** WHITE  
**Dark:** RED

**Note:**  
Number of international games played provided by NPC

**Legend:**  
(C) Captain                      **C**                      Centre                      **F**                      Forward                      **G**                      Guard  
Pos                      Playing Position



**TEAM ROSTER** As of 5 SEP 2008

球队名单

**NED - NETHERLANDS**

No.	Name	Pos	Sport Class	Date of Birth	Club - Season 2007/2008	Int'l Games Played
4	HUITZING Inge	G	4.5	19 APR 1974	SC DEVEDO, ERMELO(NED)	0
5	BOEKHOORN Patries	F	1.0	05 JUL 1970	SC DEVEDO, ERMELO(NED)	0
6	VISSER Jitske	F	1.0	29 OCT 1992	HSV BASKETBALL, HAREN(NED)	0
7	OOSTERBAAN Roos	G	1.5	18 MAY 1979	SC DEVEDO, ERMELO(NED)	0
8	PIETERSE Fleur	F	2.5	28 OCT 1978		0
9	GARNIER Petra (C)	C	4.5	05 NOV 1970	SC DEVEDO, ERMELO(NED)	0
10	RAMAEKERS Brenda	C	4.5	03 NOV 1985	JBC NOORDERHAVEN, DEN HELDER(NED)	0
11	KORVER Cher	G	2.5	11 AUG 1976	SC DEVEDO, ERMELO(NED)	0
12	BRAAM Sandra	F	1.0	30 MAY 1978	SC DEVEDO, ERMELO(NED)	0
13	VAN BERGEN Barbara	F	2.0	09 JUN 1978	ARROWS '81, ROTTERDAM(NED)	0
14	VERSLOOT Carina	F	3.0	10 MAY 1980	SC DEVEDO, ERMELO(NED)	0
15	van OOSTROM Elsbeth	C	4.5	21 JUN 1982	SC DEVEDO, ERMELO(NED)	0

**Team Average**

**0.0**

**Coach** LANSINK ROTGERINK Yvonne  
**Assistant Coach** van de BUNTE Kees

**Team Uniform Colour:**

**Light:** WHITE  
**Dark:** ORANGE

**Note:**  
Number of international games played provided by NPC

**Legend:**  
(C) Captain                      C              Centre                      F              Forward                      G              Guard  
Pos              Playing Position



**TEAM ROSTER** As of 5 SEP 2008

球队名单

**USA - UNITED STATES of AMERICA**

No.	Name	Pos	Sport Class	Date of Birth	Club - Season 2007/2008	Int'l Games Played
4	MURRAY Becca	G	2.5	15 APR 1990	RIC SKY, CHICAGO, ILLINOIS(USA)	6
5	CISNEROS Patty (C)	G	2.0	12 NOV 1977	CHAMPAIGN FIRE, CHMPAIGN, ILLINOIS(USA)	37
6	HOSKINS Emily	G	1.0	30 JAN 1983	PHOENIX MERCURY, PHOENIX, ARIZONA(USA)	23
7	RUDELLE Jen	G	4.5	02 APR 1978	CHAMPAIGN FIRE, CHAMPAIGN ILLINOIS(USA)	31
8	SCHNEIDER Natalie	F	4.5	11 FEB 1983	U. OF ARIZONA, TUCSON, ARIZONA(USA)	0
9	NICHOLS Alana	G	2.5	21 APR 1983	U. OF ALABAMA, TUSCALOOSA, ALABAMA(USA)	16
10	WHEELER Stephanie	G	2.0	16 JAN 1981	U. OF ALABAMA, TUSCALOOSA, ALABAMA(USA)	33
11	CASTLE Sarah	G	2.5	22 JAN 1984	U. OF ILLINOIS, CHMPAIGN, ILLINOIS(USA)	17
12	RIPP Christina	G	2.5	31 JUL 1980	D. R. NUGGETS, DENVER, COLORAD	47
13	GONZALES Loraine	F	4.0	06 OCT 1977	LADY MAVERICKS, DALLAS, TEXAS(USA)	11
14	MILFORD Mary Allison	G	1.0	28 APR 1986	U. OF ALABAMA, TUSCALOOSA, ALABAMA(USA)	17
15	HOFFMAN Carlee	F	4.0	10 JUL 1986	UNIV OF ILLINOIS, CHMPAIGN, ILLINOIS(USA)	23

**Team Average**

**2.2**

**Coach** LYKINS Ronald  
**Assistant Coach** SIKORA John  
**Assistant Coach** TAYLOR Robert

**Team Uniform Colour:**  
**Light:** WHITE  
**Dark:** RED

**Note:**  
Number of international games played provided by NPC

**Legend:**  
(C) Captain      F Forward      G Guard      Pos Playing Position



**TEAM ROSTER** As of 5 SEP 2008

球队名单

**AUS - AUSTRALIA**

No.	Name	Pos	Sport Class	Date of Birth	Club - Season 2007/2008	Int'l Games Played
4	DOMASCHENZ Melanie	G	1.0	13 OCT 1983	DANDENONG RANGERS, MELBOURNE(AUS)	80
5	CRISPIN Cobi	F	4.0	22 DEC 1988	WESTERN STARS, FERTH(AUS)	39
6	KEAN Bridie	F	4.0	27 FEB 1987	DANDENONG RANGERS, MELBOURNE(AUS)	23
7	HALL Melanie	G	2.5	11 JAN 1977	QUEENSLAND COMETS, BRISBANE(AUS)	50
8	McKENZIE Tina	F	3.0	24 SEP 1999	DANDENONG RANGERS, MELBOURNE(AUS)	106
9	TESCH Liesl (C)	F	4.0	17 MAY 1969	HILLS HORNETS, SYDNEY(AUS)	175
10	BURZYNSKI Clare	G	1.0	11 AUG 1986	WESTERN STARS, FERTH(AUS)	59
11	GAUCI Kylie	G	2.0	01 JAN 1985	GLADIATORS, SYDNEY(AUS)	102
12	CHAPLIN Shelley	F	3.5	04 SEP 1984	DANDENONG RANGERS, MELBOURNE(AUS)	93
13	STEWART Sarah	F	3.0	13 JUN 1976	HILLS HORNETS, SYDNEY(AUS)	86
14	HILL Katie	G	3.0	17 FEB 1984	HILLS HORNETS, SYDNEY(AUS)	52
15	O'KELLY-KENNEDY Kathleen	C	4.0	21 JUN 1986	GLADIATORS, SYDNEY(AUS)	57

**Team Average**

**76.8**

**Coach** HEWSON Gerry  
**Assistant Coach** HEWISH Mark

**Team Uniform Colour:**

**Light:** GOLD  
**Dark:** GREEN

**Note:**  
Number of international games played provided by NPC

**Legend:**  
(C) Captain                      **C**                      Centre                      **F**                      Forward                      **G**                      Guard  
Pos                      Playing Position



**TEAM ROSTER** As of 5 SEP 2008

球队名单

**BRA - BRAZIL**

No.	Name	Pos	Sport Class	Date of Birth	Club - Season 2007/2008	Int'l Games Played
4	REIS Cleonete	F	2.0	26 SEP 1976	ALL STAR RODAS, BELEM(BRA)	20
5	COSTA Debora	G	4.0	04 APR 1989	ALL STAR RODAS, BELEM(BRA)	10
6	MAFRA Naildes	F	2.0	22 NOV 1977	ALL STAR RODAS, BELEM(BRA)	20
7	FARIAS Andreia Cristina	F	1.0	23 APR 1986	ALL STAR RODAS, BELEM(BRA)	4
8	SILVA RAMOS Rosalia	F	2.0	22 JAN 1970	ACADEF, RIO DE JANEIRO(BRA)	23
9	MARTINS Lia Soares	C	4.5	09 JUN 1987	ALL STAR RODAS, BELEM(BRA)	15
10	SANTOS Monica Andrade	C	4.5	16 JAN 1979	CAD, SAO PAULO(BRA)	18
11	MORAES Jucilene	G	4.0	25 NOV 1978	ALL STAR RODAS, BELEM(BRA)	28
12	PANTOJA Ozineide	C	2.5	25 SEP 1971	ALL STAR RODAS, BELEM(BRA)	17
13	GOMES Elizabeth	F	1.0	15 JAN 1965	ADEFISA, SANTOS(BRA)	13
14	FERRAO Helena	F	4.0	17 JAN 1977	ALL STAR RODAS, BELEM(BRA)	15
15	ALMEIDA Vileide	C	4.5	02 NOV 1991	ALL STAR RODAS, BELEM(BRA)	2

**Team Average**

**7.7**

**Coach** CORREA Wilson  
**Assistant Coach** LEMOS Mauricio

**Team Uniform Colour:**

**Light:** GOLD  
**Dark:** GREEN

**Note:**  
Number of international games played provided by NPC

**Legend:**  
C Centre F Forward G Guard Pos Playing Position



**TEAM ROSTER** As of 5 SEP 2008  
球队名单

**CAN - CANADA**

No.	Name	Pos	Sport Class	Date of Birth	Club - Season 2007/2008	Int'l Games Played
4	KREMPIEN Jennifer	G	1.0	19 FEB 1975	BC BREAKERS, VANCOUVER(CAN)	0
5	McLACHLAN Janet	C	4.5	26 AUG 1977	BC BREAKERS, VANCOUVER(CAN)	0
6	OHAMA Kendra	G	2.5	01 JUN 1965	CALGARY ROLLERS, CALGARY(CAN)	0
7	OUELLET Cindy	F	3.5	08 DEC 1988	QUEBEC, QUEBEC(CAN)	0
8	FERGUSON Tracey	F	3.0	07 SEP 1974	VARIETY VILLAGE, TORONTO(CAN)	0
9	BENOIT Chantal (C)	F	3.5	01 OCT 1960	QUEBEC, QUEBEC(CAN)	0
10	HARNOCK Katie	G	2.5	12 AUG 1983	UNIVERSITY OF ALABAMA, ALABAMA(USA)	0
11	PETTINICCHI Sabrina	G	1.5	09 AUG 1972	QUEBEC, QUEBEC(CAN)	0
12	FRANKS Lisa	G	1.0	06 APR 1982	SASKATCHEWAN, SASKATCHEWAN(CAN)	0
13	RADKE Lori	F	4.5	27 FEB 1966	CALGARY ROLLERS, CALGARY(CAN)	0
14	THOMAS Misty	C	4.5	01 JUL 1964	BC BREAKERS, VANCOUVER(CAN)	0
15	FESER Tara	C	4.5	02 FEB 1980	EDMONTON INFERNO, EDMONTON(CAN)	0

**Team Average**

**0.0**

**Coach** FRICK Tim  
**Assistant Coach** JOHNSON Bill  
**Assistant Coach** NICHOLSON Patricia

**Team Uniform Colour:**  
**Light:** WHITE  
**Dark:** BLACK

**Note:**  
Number of international games played provided by NPC

**Legend:**  
(C) Captain                      **C**                      Centre                      **F**                      Forward                      **G**                      Guard  
Pos                      Playing Position



**TEAM ROSTER** As of 5 SEP 2008

球队名单

**CHN - CHINA**

No.	Name	Pos	Sport Class	Date of Birth	Club - Season 2007/2008	Int'l Games Played
4	ZHANG Santao (C)	C	4.0	28 NOV 1966	GUANGDONG, GUANGZHOU(CHN)	4
5	GU Li	C	4.5	08 DEC 1981	LIAONING, SHENYANG(CHN)	2
6	HAO Wenhua	C	4.0	29 SEP 1988	HEBEI, SHIJIAZHUANG(CHN)	2
7	FU Yongqing	C	4.0	12 SEP 1979	YUNNAN, KUNMING(CHN)	4
8	YANG Chao	C	4.0	24 MAR 1986	YUNNAN, KUNMING(CHN)	4
9	PENG Fengling	F	4.0	22 SEP 1984	BEIJING, BEIJING(CHN)	4
10	CHEN Damei	F	3.0	03 DEC 1986	YUNNAN, KUNMING(CHN)	3
11	CHEN Qiurong	G	1.0	20 OCT 1982	YUNNAN, KUNMING(CHN)	4
12	LIU Mihuan	G	1.5	21 FEB 1983	YUNNAN, KUNMING(CHN)	3
13	LI Yanhua	G	1.5	21 SEP 1982	YUNNAN, KUNMING(CHN)	3
14	CAO Qiuping	F	3.0	18 AUG 1979	BEIJING, BEIJING(CHN)	4
15	ZHENG Donghuai	F	2.5	15 DEC 1981	YUNNAN, KUNMING(CHN)	5

**Team Average**

**0.9**

**Coach** LIU Tiehua  
**Assistant Coach** ZHANG Chunling

**Team Uniform Colour:**

**Light:** WHITE

**Dark:** RED

**Note:**  
Number of international games played provided by NPC

**Legend:**  
(C) Captain                      **C**                      Centre                      **F**                      Forward                      **G**                      Guard  
Pos                      Playing Position



**TEAM ROSTER** As of 5 SEP 2008

球队名单

**GER - GERMANY**

No.	Name	Pos	Sport Class	Date of Birth	Club - Season 2007/2008	Int'l Games Played
4	KAUTZ Britta	F	1.0	19 MAR 1982	RSV LAHN DILL, WETZLAR(GER)	58
5	MEITNER Birgit	G	2.5	14 SEP 1977	REHA AUGSBURG, AUGSBURG(GER)	122
6	KUES Simone	F	1.0	08 NOV 1976	HAMBURGER SV, HAMBURG(GER)	143
7	MULLER Edina Anita	F	2.0	28 JUN 1983	ASV BONN, BONN(GER)	76
8	ZEYEN Annika	G	1.5	17 FEB 1985	RSV LAHN DILL, WETZLAR(GER)	144
9	SEIFERT Nicole	G	1.5	02 SEP 1974	HAMBURGER SV, HAMBURG(GER)	170
10	SCHUNEMANN Gesche	C	4.5	18 NOV 1982	RSV LAHN DILL, WETZLAR(GER)	49
11	SCHRATZ Nora	G	2.5	01 JUL 1979	RSC FRANKFURT, FRANKFURT(GER)	158
12	BUTTERBRODT Maren	C	4.5	16 JUL 1977	RSG LANGENHAGEN, HANNOVER(GER)	113
13	BEHRENS Alke	F	1.0	23 SEP 1979	RSC KOLN, KOLN(GER)	45
14	KAHL Annette (C)	C	4.5	16 NOV 1972	HAMBURGER SV, HAMBURG(GER)	139
15	MOHNEN Marina	C	4.5	31 OCT 1978	RSC KOLN, KOLN(GER)	97

**Team Average**

**21.9**

**Coach** GLINICKI Holger Ingo  
**Assistant Coach** RICHARZ Peter

**Team Uniform Colour:**

**Light:** WHITE

**Dark:** BLACK

**Note:**  
Number of international games played provided by NPC

**Legend:**  
(C) Captain                      **C**              Centre                      **F**              Forward                      **G**              Guard  
Pos              Playing Position





TEAM ROSTER As of 5 SEP 2008

球队名单

GBR - GREAT BRITAIN

No.	Name	Pos	Sport Class	Date of Birth	Club - Season 2007/2008	Int'l Games Played
4	MACLEAN Caroline	G	2.0	19 APR 1975	ACES, AYLESBURY(GBR)	0
5	HARPER Joanne	G	1.0	21 JAN 1965	SHEFFIELD STEELERS, SHEFFIELD(GBR)	10
6	STRANGE Clare	G	1.5	18 SEP 1979	ACES, AYLESBURY(GBR)	0
7	FREEMAN Helen	F	4.0	23 NOV 1989	FORCE, LONDON(GBR)	40
8	WILD Ann	G	2.0	11 APR 1973	FORCE, LONDON(GBR)	0
9	JOHNSON Paula	F	2.5	13 OCT 1977	BARON IN FURRESS, CLUMBIA(GBR)	0
10	WAGER Sally	F	3.0	13 AUG 1981	RHINOS, WOLVERHAMPTON(GBR)	0
11	FOX Jill	G	1.5	11 MAR 1970	SHEFFIELD STEELERS, SHEFFIELD(GBR)	0
12	TURNER Helen	F	4.0	15 OCT 1977	FORCE, LONDON(GBR)	0
13	SUGDEN Louise	G	2.0	20 JUL 1984	FORCE, LONDON(GBR)	60
14	McDONALD Pauline	G	2.5	15 APR 1980	SWBC TIGERS, BRIGHTON(GBR)	15
15	MATTHEWS Caroline (C)	C	4.5	12 APR 1973	CELTS, CARDIFF(GBR)	77

Team Average

2.8

**Coach** PEEL Garry  
**Assistant Coach** BHANIA Haj Singh  
**Assistant Coach** FODEN Mathew

**Team Uniform Colour:**

**Light:** WHITE

**Dark:** RED

**Note:**  
Number of international games played provided by NPC

**Legend:**  
(C) Captain                      C                      Centre                      F                      Forward                      G                      Guard  
Pos                      Playing Position



TEAM ROSTER As of 5 SEP 2008

球队名单

JPN - JAPAN

No.	Name	Pos	Sport Class	Date of Birth	Club - Season 2007/2008	Int'l Games Played
4	BETTO Yuka	F	3.0	31 JUL 1971	BRILLIANT CATS, AICHI(JPN)	8
5	MASHIKO Megumi	G	3.0	02 JUL 1970	TEAM EARTH, FUKUSHIMA(JPN)	16
6	URAMOTO Miki	G	2.5	10 SEP 1981	KYUSHU DOLPHIN, FUKUOKA(JPN)	6
7	TANEDA Kimi	G	1.0	23 NOV 1974	PASSION, KOCHI(JPN)	5
8	KOSUZUKI Tomomi	F	3.5	06 APR 1979	BRILLIANT CATS, AICHI(JPN)	0
9	TAKABAYASHI Mika (C)	G	1.5	26 JUN 1971	BRILLIANT CATS, AICHI(JPN)	28
10	YOSHIDA Erika	F	1.0	23 AUG 1977	BRILLIANT CATS, AICHI(JPN)	12
11	KAWAKAMI Rie	F	1.0	08 APR 1971	ELFIN, GUNMA(JPN)	15
12	TAKUBO Ikumi	F	4.0	02 NOV 1982	WING, KANAGAWA(JPN)	9
13	SUGAHARA Naoko	C	4.5	30 MAY 1968	COCKTAIL, KYOTO(JPN)	16
14	SOEDA Tomoe	F	3.5	09 JAN 1975	WING, KANAGAWA(JPN)	11
15	AMIMOTO Mari	F	4.5	15 NOV 1988	COCKTAIL, KYOTO(JPN)	7

Team Average

1.6

**Coach** IWASA Yoshiaki  
**Assistant Coach** KIKUCHI Tetsuhiro

**Team Uniform Colour:**

**Light:** WHITE

**Dark:** BLUE

**Note:**  
Number of international games played provided by NPC

**Legend:**  
(C) Captain                      C                      Centre                      F                      Forward                      G                      Guard  
Pos                      Playing Position



**TEAM ROSTER** As of 5 SEP 2008  
球队名单

**MEX - MEXICO**

No.	Name	Pos	Sport Class	Date of Birth	Club - Season 2007/2008	Int'l Games Played
4	VAZQUEZ SUAREZ Cecilia		2.5	19 DEC 1965	MDO.MEX, MEXICO(MEX)	92
5	RODRIGUEZ VELAZQUEZ Patricia	G	2.0	18 MAR 1967	JALISCO, GUADALAJARA	47
6	TORRES LOPEZ Rocio	C	3.5	09 OCT 1973	MDO.MEX, MEXICO(MEX)	42
7	ESTRADA BERNAL Floralia	C	4.0	08 AUG 1990	JALISCO, GUADALAJARA	4
8	PEREZ PACHECO Anaisa	G	2.5	16 JAN 1992	OAXACA, OAXACA	12
9	VAZQUEZ DELGADILLO Lucia (C)	F	4.0	20 DEC 1965	MDO.MEX, MEXICO(MEX)	86
10	CAMARA ARANGO Rosa	F	3.0	25 SEP 1956	D.F, D.F(MEX)	112
11	TORRES RODRIGUEZ Alma	G	3.0	06 SEP 1967	D.F, D.F	46
12	MIRANDA Claudia Magali	G	3.0	27 MAY 1978	D.F, D.F(MEX)	64
13	GUZMAN ACOSTA Rubicela	F	3.0	09 FEB 1977	JALISCO, JALISCO(MEX)	49
14	VERA Rosa Herlinda	G	2.0	18 FEB 1965	MDO.MEX, MDO.MEX(MEX)	71
15	GARCIA AMADOR Wendy	G	1.0	07 OCT 1980	D.F, D.F(MEX)	38
<b>Team Average</b>						<b>6.9</b>

**Coach** DAVILA Aaron  
**Assistant Coach** PIMENTEL Rene

**Team Uniform Colour:**  
**Light:** WHITE  
**Dark:** RED

**Note:**  
Number of international games played provided by NPC

**Legend:**  
(C) Captain                      **C**                      Centre                      **F**                      Forward                      **G**                      Guard  
Pos                      Playing Position



**TEAM ROSTER** As of 5 SEP 2008

球队名单

**NED - NETHERLANDS**

No.	Name	Pos	Sport Class	Date of Birth	Club - Season 2007/2008	Int'l Games Played
4	HUITZING Inge	G	4.5	19 APR 1974	SC DEVEDO, ERMELO(NED)	0
5	BOEKHOORN Patries	F	1.0	05 JUL 1970	SC DEVEDO, ERMELO(NED)	0
6	VISSER Jitske	F	1.0	29 OCT 1992	HSV BASKETBALL, HAREN(NED)	0
7	OOSTERBAAN Roos	G	1.5	18 MAY 1979	SC DEVEDO, ERMELO(NED)	0
8	PIETERSE Fleur	F	2.5	28 OCT 1978		0
9	GARNIER Petra (C)	C	4.5	05 NOV 1970	SC DEVEDO, ERMELO(NED)	0
10	RAMAEKERS Brenda	C	4.5	03 NOV 1985	JBC NOORDERHAVEN, DEN HELDER(NED)	0
11	KORVER Cher	G	2.5	11 AUG 1976	SC DEVEDO, ERMELO(NED)	0
12	BRAAM Sandra	F	1.0	30 MAY 1978	SC DEVEDO, ERMELO(NED)	0
13	VAN BERGEN Barbara	F	2.0	09 JUN 1978	ARROWS '81, ROTTERDAM(NED)	0
14	VERSLOOT Carina	F	3.0	10 MAY 1980	SC DEVEDO, ERMELO(NED)	0
15	van OOSTROM Elsbeth	C	4.5	21 JUN 1982	SC DEVEDO, ERMELO(NED)	0

**Team Average**

**0.0**

**Coach** LANSINK ROTGERINK Yvonne  
**Assistant Coach** van de BUNTE Kees

**Team Uniform Colour:**

**Light:** WHITE  
**Dark:** ORANGE

**Note:**  
Number of international games played provided by NPC

**Legend:**  
(C) Captain                      C                      Centre                      F                      Forward                      G                      Guard  
Pos                      Playing Position


**TEAM ROSTER** As of 5 SEP 2008

球队名单

**USA - UNITED STATES of AMERICA**

No.	Name	Pos	Sport Class	Date of Birth	Club - Season 2007/2008	Int'l Games Played
4	MURRAY Becca	G	2.5	15 APR 1990	RIC SKY, CHICAGO, ILLINOIS(USA)	6
5	CISNEROS Patty (C)	G	2.0	12 NOV 1977	CHAMPAIGN FIRE, CHMPAIGN, ILLINOIS(USA)	37
6	HOSKINS Emily	G	1.0	30 JAN 1983	PHOENIX MERCURY, PHOENIX, ARIZONA(USA)	23
7	RUDELLE Jen	G	4.5	02 APR 1978	CHAMPAIGN FIRE, CHAMPAIGN ILLINOIS(USA)	31
8	SCHNEIDER Natalie	F	4.5	11 FEB 1983	U. OF ARIZONA, TUCSON, ARIZONA(USA)	0
9	NICHOLS Alana	G	2.5	21 APR 1983	U. OF ALABAMA, TUSCALOOSA, ALABAMA(USA)	16
10	WHEELER Stephanie	G	2.0	16 JAN 1981	U. OF ALABAMA, TUSCALOOSA, ALABAMA(USA)	33
11	CASTLE Sarah	G	2.5	22 JAN 1984	U. OF ILLINOIS, CHMPAIGN, ILLINOIS(USA)	17
12	RIPP Christina	G	2.5	31 JUL 1980	D. R. NUGGETS, DENVER, COLORAD	47
13	GONZALES Loraine	F	4.0	06 OCT 1977	LADY MAVERICKS, DALLAS, TEXAS(USA)	11
14	MILFORD Mary Allison	G	1.0	28 APR 1986	U. OF ALABAMA, TUSCALOOSA, ALABAMA(USA)	17
15	HOFFMAN Carlee	F	4.0	10 JUL 1986	UNIV OF ILLINOIS, CHMPAIGN, ILLINOIS(USA)	23

**Team Average**
**2.2**
**Coach** LYKINS Ronald

**Assistant Coach** SIKORA John

**Assistant Coach** TAYLOR Robert

**Team Uniform Colour:**
**Light:** WHITE

**Dark:** RED

**Note:**  
Number of international games played provided by NPC

**Legend:**  
(C) Captain      F Forward      G Guard      Pos Playing Position



**TEAM ROSTER** As of 5 SEP 2008

球队名单

**AUS - AUSTRALIA**

No.	Name	Pos	Sport Class	Date of Birth	Club - Season 2007/2008	Int'l Games Played
4	DOMASCHENZ Melanie	G	1.0	13 OCT 1983	DANDENONG RANGERS, MELBOURNE(AUS)	80
5	CRISPIN Cobi	F	4.0	22 DEC 1988	WESTERN STARS, FERTH(AUS)	39
6	KEAN Bridie	F	4.0	27 FEB 1987	DANDENONG RANGERS, MELBOURNE(AUS)	23
7	HALL Melanie	G	2.5	11 JAN 1977	QUEENSLAND COMETS, BRISBANE(AUS)	50
8	McKENZIE Tina	F	3.0	24 SEP 1999	DANDENONG RANGERS, MELBOURNE(AUS)	106
9	TESCH Liesl (C)	F	4.0	17 MAY 1969	HILLS HORNETS, SYDNEY(AUS)	175
10	BURZYNSKI Clare	G	1.0	11 AUG 1986	WESTERN STARS, FERTH(AUS)	59
11	GAUCI Kylie	G	2.0	01 JAN 1985	GLADIATORS, SYDNEY(AUS)	102
12	CHAPLIN Shelley	F	3.5	04 SEP 1984	DANDENONG RANGERS, MELBOURNE(AUS)	93
13	STEWART Sarah	F	3.0	13 JUN 1976	HILLS HORNETS, SYDNEY(AUS)	86
14	HILL Katie	G	3.0	17 FEB 1984	HILLS HORNETS, SYDNEY(AUS)	52
15	O'KELLY-KENNEDY Kathleen	C	4.0	21 JUN 1986	GLADIATORS, SYDNEY(AUS)	57

**Team Average**

**76.8**

**Coach** HEWSON Gerry  
**Assistant Coach** HEWISH Mark

**Team Uniform Colour:**

**Light:** GOLD  
**Dark:** GREEN

**Note:**  
Number of international games played provided by NPC

**Legend:**  
(C) Captain                      **C**                      Centre                      **F**                      Forward                      **G**                      Guard  
Pos                      Playing Position



**TEAM ROSTER** As of 5 SEP 2008

球队名单

**BRA - BRAZIL**

No.	Name	Pos	Sport Class	Date of Birth	Club - Season 2007/2008	Int'l Games Played
4	REIS Cleonete	F	2.0	26 SEP 1976	ALL STAR RODAS, BELEM(BRA)	20
5	COSTA Debora	G	4.0	04 APR 1989	ALL STAR RODAS, BELEM(BRA)	10
6	MAFRA Naildes	F	2.0	22 NOV 1977	ALL STAR RODAS, BELEM(BRA)	20
7	FARIAS Andreia Cristina	F	1.0	23 APR 1986	ALL STAR RODAS, BELEM(BRA)	4
8	SILVA RAMOS Rosalia	F	2.0	22 JAN 1970	ACADEF, RIO DE JANEIRO(BRA)	23
9	MARTINS Lia Soares	C	4.5	09 JUN 1987	ALL STAR RODAS, BELEM(BRA)	15
10	SANTOS Monica Andrade	C	4.5	16 JAN 1979	CAD, SAO PAULO(BRA)	18
11	MORAES Jucilene	G	4.0	25 NOV 1978	ALL STAR RODAS, BELEM(BRA)	28
12	PANTOJA Ozineide	C	2.5	25 SEP 1971	ALL STAR RODAS, BELEM(BRA)	17
13	GOMES Elizabeth	F	1.0	15 JAN 1965	ADEFISA, SANTOS(BRA)	13
14	FERRAO Helena	F	4.0	17 JAN 1977	ALL STAR RODAS, BELEM(BRA)	15
15	ALMEIDA Vileide	C	4.5	02 NOV 1991	ALL STAR RODAS, BELEM(BRA)	2

**Team Average**

**7.7**

**Coach** CORREA Wilson  
**Assistant Coach** LEMOS Mauricio

**Team Uniform Colour:**

**Light:** GOLD  
**Dark:** GREEN

**Note:**  
Number of international games played provided by NPC

**Legend:**  
C Centre F Forward G Guard Pos Playing Position


**TEAM ROSTER** As of 5 SEP 2008

球队名单

**CAN - CANADA**

No.	Name	Pos	Sport Class	Date of Birth	Club - Season 2007/2008	Int'l Games Played
4	KREMPIEN Jennifer	G	1.0	19 FEB 1975	BC BREAKERS, VANCOUVER(CAN)	0
5	McLACHLAN Janet	C	4.5	26 AUG 1977	BC BREAKERS, VANCOUVER(CAN)	0
6	OHAMA Kendra	G	2.5	01 JUN 1965	CALGARY ROLLERS, CALGARY(CAN)	0
7	OUELLET Cindy	F	3.5	08 DEC 1988	QUEBEC, QUEBEC(CAN)	0
8	FERGUSON Tracey	F	3.0	07 SEP 1974	VARIETY VILLAGE, TORONTO(CAN)	0
9	BENOIT Chantal (C)	F	3.5	01 OCT 1960	QUEBEC, QUEBEC(CAN)	0
10	HARNOCK Katie	G	2.5	12 AUG 1983	UNIVERSITY OF ALABAMA, ALABAMA(USA)	0
11	PETTINICCHI Sabrina	G	1.5	09 AUG 1972	QUEBEC, QUEBEC(CAN)	0
12	FRANKS Lisa	G	1.0	06 APR 1982	SASKATCHEWAN, SASKATCHEWAN(CAN)	0
13	RADKE Lori	F	4.5	27 FEB 1966	CALGARY ROLLERS, CALGARY(CAN)	0
14	THOMAS Misty	C	4.5	01 JUL 1964	BC BREAKERS, VANCOUVER(CAN)	0
15	FESER Tara	C	4.5	02 FEB 1980	EDMONTON INFERNO, EDMONTON(CAN)	0

**Team Average**
**0.0**

**Coach** FRICK Tim  
**Assistant Coach** JOHNSON Bill  
**Assistant Coach** NICHOLSON Patricia

**Team Uniform Colour:**
**Light:** WHITE

**Dark:** BLACK

**Note:**  
 Number of international games played provided by NPC

**Legend:**  
**(C)** Captain **C** Centre **F** Forward **G** Guard  
**Pos** Playing Position





TEAM ROSTER As of 5 SEP 2008

球队名单

CHN - CHINA

No.	Name	Pos	Sport Class	Date of Birth	Club - Season 2007/2008	Int'l Games Played
4	ZHANG Santao (C)	C	4.0	28 NOV 1966	GUANGDONG, GUANGZHOU(CHN)	4
5	GU Li	C	4.5	08 DEC 1981	LIAONING, SHENYANG(CHN)	2
6	HAO Wenhua	C	4.0	29 SEP 1988	HEBEI, SHIJIAZHUANG(CHN)	2
7	FU Yongqing	C	4.0	12 SEP 1979	YUNNAN, KUNMING(CHN)	4
8	YANG Chao	C	4.0	24 MAR 1986	YUNNAN, KUNMING(CHN)	4
9	PENG Fengling	F	4.0	22 SEP 1984	BEIJING, BEIJING(CHN)	4
10	CHEN Damei	F	3.0	03 DEC 1986	YUNNAN, KUNMING(CHN)	3
11	CHEN Qiurong	G	1.0	20 OCT 1982	YUNNAN, KUNMING(CHN)	4
12	LIU Mihuan	G	1.5	21 FEB 1983	YUNNAN, KUNMING(CHN)	3
13	LI Yanhua	G	1.5	21 SEP 1982	YUNNAN, KUNMING(CHN)	3
14	CAO Qiuping	F	3.0	18 AUG 1979	BEIJING, BEIJING(CHN)	4
15	ZHENG Donghuai	F	2.5	15 DEC 1981	YUNNAN, KUNMING(CHN)	5

Team Average

0.9

**Coach** LIU Tiehua  
**Assistant Coach** ZHANG Chunling

**Team Uniform Colour:**

**Light:** WHITE

**Dark:** RED

**Note:**  
Number of international games played provided by NPC

**Legend:**  
(C) Captain                      C              Centre                      F              Forward                      G              Guard  
Pos              Playing Position



**TEAM ROSTER** As of 5 SEP 2008

球队名单

**GER - GERMANY**

No.	Name	Pos	Sport Class	Date of Birth	Club - Season 2007/2008	Int'l Games Played
4	KAUTZ Britta	F	1.0	19 MAR 1982	RSV LAHN DILL, WETZLAR(GER)	58
5	MEITNER Birgit	G	2.5	14 SEP 1977	REHA AUGSBURG, AUGSBURG(GER)	122
6	KUES Simone	F	1.0	08 NOV 1976	HAMBURGER SV, HAMBURG(GER)	143
7	MULLER Edina Anita	F	2.0	28 JUN 1983	ASV BONN, BONN(GER)	76
8	ZEYEN Annika	G	1.5	17 FEB 1985	RSV LAHN DILL, WETZLAR(GER)	144
9	SEIFERT Nicole	G	1.5	02 SEP 1974	HAMBURGER SV, HAMBURG(GER)	170
10	SCHUNEMANN Gesche	C	4.5	18 NOV 1982	RSV LAHN DILL, WETZLAR(GER)	49
11	SCHRATZ Nora	G	2.5	01 JUL 1979	RSC FRANKFURT, FRANKFURT(GER)	158
12	BUTTERBRODT Maren	C	4.5	16 JUL 1977	RSG LANGENHAGEN, HANNOVER(GER)	113
13	BEHRENS Alke	F	1.0	23 SEP 1979	RSC KOLN, KOLN(GER)	45
14	KAHL Annette (C)	C	4.5	16 NOV 1972	HAMBURGER SV, HAMBURG(GER)	139
15	MOHNEN Marina	C	4.5	31 OCT 1978	RSC KOLN, KOLN(GER)	97

**Team Average**

**21.9**

**Coach** GLINICKI Holger Ingo  
**Assistant Coach** RICHARZ Peter

**Team Uniform Colour:**

**Light:** WHITE

**Dark:** BLACK

**Note:**  
Number of international games played provided by NPC

**Legend:**  
(C) Captain                      **C**                      Centre                      **F**                      Forward                      **G**                      Guard  
Pos                      Playing Position



**TEAM ROSTER** As of 5 SEP 2008

球队名单

**GBR - GREAT BRITAIN**

No.	Name	Pos	Sport Class	Date of Birth	Club - Season 2007/2008	Int'l Games Played
4	MACLEAN Caroline	G	2.0	19 APR 1975	ACES, AYLESBURY(GBR)	0
5	HARPER Joanne	G	1.0	21 JAN 1965	SHEFFIELD STEELERS, SHEFFIELD(GBR)	10
6	STRANGE Clare	G	1.5	18 SEP 1979	ACES, AYLESBURY(GBR)	0
7	FREEMAN Helen	F	4.0	23 NOV 1989	FORCE, LONDON(GBR)	40
8	WILD Ann	G	2.0	11 APR 1973	FORCE, LONDON(GBR)	0
9	JOHNSON Paula	F	2.5	13 OCT 1977	BARON IN FURRESS, CLUMBIA(GBR)	0
10	WAGER Sally	F	3.0	13 AUG 1981	RHINOS, WOLVERHAMPTON(GBR)	0
11	FOX Jill	G	1.5	11 MAR 1970	SHEFFIELD STEELERS, SHEFFIELD(GBR)	0
12	TURNER Helen	F	4.0	15 OCT 1977	FORCE, LONDON(GBR)	0
13	SUGDEN Louise	G	2.0	20 JUL 1984	FORCE, LONDON(GBR)	60
14	McDONALD Pauline	G	2.5	15 APR 1980	SWBC TIGERS, BRIGHTON(GBR)	15
15	MATTHEWS Caroline (C)	C	4.5	12 APR 1973	CELTS, CARDIFF(GBR)	77

**Team Average**

**2.8**

**Coach** PEEL Garry  
**Assistant Coach** BHANIA Haj Singh  
**Assistant Coach** FODEN Mathew

**Team Uniform Colour:**  
**Light:** WHITE  
**Dark:** RED

**Note:**  
Number of international games played provided by NPC

**Legend:**  
(C) Captain                      **C**              Centre                      **F**              Forward                      **G**              Guard  
Pos              Playing Position



**TEAM ROSTER** As of 5 SEP 2008

球队名单

**JPN - JAPAN**

No.	Name	Pos	Sport Class	Date of Birth	Club - Season 2007/2008	Int'l Games Played
4	BETTO Yuka	F	3.0	31 JUL 1971	BRILLIANT CATS, AICHI(JPN)	8
5	MASHIKO Megumi	G	3.0	02 JUL 1970	TEAM EARTH, FUKUSHIMA(JPN)	16
6	URAMOTO Miki	G	2.5	10 SEP 1981	KYUSHU DOLPHIN, FUKUOKA(JPN)	6
7	TANEDA Kimi	G	1.0	23 NOV 1974	PASSION, KOCHI(JPN)	5
8	KOSUZUKI Tomomi	F	3.5	06 APR 1979	BRILLIANT CATS, AICHI(JPN)	0
9	TAKABAYASHI Mika (C)	G	1.5	26 JUN 1971	BRILLIANT CATS, AICHI(JPN)	28
10	YOSHIDA Erika	F	1.0	23 AUG 1977	BRILLIANT CATS, AICHI(JPN)	12
11	KAWAKAMI Rie	F	1.0	08 APR 1971	ELFIN, GUNMA(JPN)	15
12	TAKUBO Ikumi	F	4.0	02 NOV 1982	WING, KANAGAWA(JPN)	9
13	SUGAHARA Naoko	C	4.5	30 MAY 1968	COCKTAIL, KYOTO(JPN)	16
14	SOEDA Tomoe	F	3.5	09 JAN 1975	WING, KANAGAWA(JPN)	11
15	AMIMOTO Mari	F	4.5	15 NOV 1988	COCKTAIL, KYOTO(JPN)	7

**Team Average**

**1.6**

**Coach** IWASA Yoshiaki  
**Assistant Coach** KIKUCHI Tetsuhiro

**Team Uniform Colour:**

**Light:** WHITE

**Dark:** BLUE

**Note:**  
Number of international games played provided by NPC

**Legend:**  
(C) Captain                      **C**                      Centre                      **F**                      Forward                      **G**                      Guard  
Pos                      Playing Position



**TEAM ROSTER** As of 5 SEP 2008

球队名单

**MEX - MEXICO**

No.	Name	Pos	Sport Class	Date of Birth	Club - Season 2007/2008	Int'l Games Played
4	VAZQUEZ SUAREZ Cecilia		2.5	19 DEC 1965	MDO.MEX, MEXICO(MEX)	92
5	RODRIGUEZ VELAZQUEZ Patricia	G	2.0	18 MAR 1967	JALISCO, GUADALAJARA	47
6	TORRES LOPEZ Rocio	C	3.5	09 OCT 1973	MDO.MEX, MEXICO(MEX)	42
7	ESTRADA BERNAL Floralia	C	4.0	08 AUG 1990	JALISCO, GUADALAJARA	4
8	PEREZ PACHECO Anaisa	G	2.5	16 JAN 1992	OAXACA, OAXACA	12
9	VAZQUEZ DELGADILLO Lucia (C)	F	4.0	20 DEC 1965	MDO.MEX, MEXICO(MEX)	86
10	CAMARA ARANGO Rosa	F	3.0	25 SEP 1956	D.F, D.F(MEX)	112
11	TORRES RODRIGUEZ Alma	G	3.0	06 SEP 1967	D.F, D.F	46
12	MIRANDA Claudia Magali	G	3.0	27 MAY 1978	D.F, D.F(MEX)	64
13	GUZMAN ACOSTA Rubicela	F	3.0	09 FEB 1977	JALISCO, JALISCO(MEX)	49
14	VERA Rosa Herlinda	G	2.0	18 FEB 1965	MDO.MEX, MDO.MEX(MEX)	71
15	GARCIA AMADOR Wendy	G	1.0	07 OCT 1980	D.F, D.F(MEX)	38

**Team Average**

**6.9**

**Coach** DAVILA Aaron  
**Assistant Coach** PIMENTEL Rene

**Team Uniform Colour:**

**Light:** WHITE

**Dark:** RED

**Note:**  
Number of international games played provided by NPC

**Legend:**  
(C) Captain                      **C**                      Centre                      **F**                      Forward                      **G**                      Guard  
Pos                      Playing Position



**TEAM ROSTER** As of 5 SEP 2008

球队名单

**NED - NETHERLANDS**

No.	Name	Pos	Sport Class	Date of Birth	Club - Season 2007/2008	Int'l Games Played
4	HUITZING Inge	G	4.5	19 APR 1974	SC DEVEDO, ERMELO(NED)	0
5	BOEKHOORN Patries	F	1.0	05 JUL 1970	SC DEVEDO, ERMELO(NED)	0
6	VISSER Jitske	F	1.0	29 OCT 1992	HSV BASKETBALL, HAREN(NED)	0
7	OOSTERBAAN Roos	G	1.5	18 MAY 1979	SC DEVEDO, ERMELO(NED)	0
8	PIETERSE Fleur	F	2.5	28 OCT 1978		0
9	GARNIER Petra (C)	C	4.5	05 NOV 1970	SC DEVEDO, ERMELO(NED)	0
10	RAMAEKERS Brenda	C	4.5	03 NOV 1985	JBC NOORDERHAVEN, DEN HELDER(NED)	0
11	KORVER Cher	G	2.5	11 AUG 1976	SC DEVEDO, ERMELO(NED)	0
12	BRAAM Sandra	F	1.0	30 MAY 1978	SC DEVEDO, ERMELO(NED)	0
13	VAN BERGEN Barbara	F	2.0	09 JUN 1978	ARROWS '81, ROTTERDAM(NED)	0
14	VERSLOOT Carina	F	3.0	10 MAY 1980	SC DEVEDO, ERMELO(NED)	0
15	van OOSTROM Elsbeth	C	4.5	21 JUN 1982	SC DEVEDO, ERMELO(NED)	0

**Team Average**

**0.0**

**Coach** LANSINK ROTGERINK Yvonne  
**Assistant Coach** van de BUNTE Kees

**Team Uniform Colour:**

**Light:** WHITE  
**Dark:** ORANGE

**Note:**  
Number of international games played provided by NPC

**Legend:**  
(C) Captain                      **C**                      Centre                      **F**                      Forward                      **G**                      Guard  
Pos                      Playing Position



**TEAM ROSTER** As of 5 SEP 2008

球队名单

**USA - UNITED STATES of AMERICA**

No.	Name	Pos	Sport Class	Date of Birth	Club - Season 2007/2008	Int'l Games Played
4	MURRAY Becca	G	2.5	15 APR 1990	RIC SKY, CHICAGO, ILLINOIS(USA)	6
5	CISNEROS Patty (C)	G	2.0	12 NOV 1977	CHAMPAIGN FIRE, CHMPAIGN, ILLINOIS(USA)	37
6	HOSKINS Emily	G	1.0	30 JAN 1983	PHOENIX MERCURY, PHOENIX, ARIZONA(USA)	23
7	RUDELLE Jen	G	4.5	02 APR 1978	CHAMPAIGN FIRE, CHAMPAIGN ILLINOIS(USA)	31
8	SCHNEIDER Natalie	F	4.5	11 FEB 1983	U. OF ARIZONA, TUCSON, ARIZONA(USA)	0
9	NICHOLS Alana	G	2.5	21 APR 1983	U. OF ALABAMA, TUSCALOOSA, ALABAMA(USA)	16
10	WHEELER Stephanie	G	2.0	16 JAN 1981	U. OF ALABAMA, TUSCALOOSA, ALABAMA(USA)	33
11	CASTLE Sarah	G	2.5	22 JAN 1984	U. OF ILLINOIS, CHMPAIGN, ILLINOIS(USA)	17
12	RIPP Christina	G	2.5	31 JUL 1980	D. R. NUGGETS, DENVER, COLORAD	47
13	GONZALES Loraine	F	4.0	06 OCT 1977	LADY MAVERICKS, DALLAS, TEXAS(USA)	11
14	MILFORD Mary Allison	G	1.0	28 APR 1986	U. OF ALABAMA, TUSCALOOSA, ALABAMA(USA)	17
15	HOFFMAN Carlee	F	4.0	10 JUL 1986	UNIV OF ILLINOIS, CHMPAIGN, ILLINOIS(USA)	23

**Team Average**

**2.2**

**Coach** LYKINS Ronald  
**Assistant Coach** SIKORA John  
**Assistant Coach** TAYLOR Robert

**Team Uniform Colour:**  
**Light:** WHITE  
**Dark:** RED

**Note:**  
Number of international games played provided by NPC

**Legend:**  
(C) Captain      F Forward      G Guard      Pos Playing Position



**TEAM ROSTER** As of 5 SEP 2008

球队名单

**AUS - AUSTRALIA**

No.	Name	Pos	Sport Class	Date of Birth	Club - Season 2007/2008	Int'l Games Played
4	DOMASCHENZ Melanie	G	1.0	13 OCT 1983	DANDENONG RANGERS, MELBOURNE(AUS)	80
5	CRISPIN Cobi	F	4.0	22 DEC 1988	WESTERN STARS, FERTH(AUS)	39
6	KEAN Bridie	F	4.0	27 FEB 1987	DANDENONG RANGERS, MELBOURNE(AUS)	23
7	HALL Melanie	G	2.5	11 JAN 1977	QUEENSLAND COMETS, BRISBANE(AUS)	50
8	McKENZIE Tina	F	3.0	24 SEP 1999	DANDENONG RANGERS, MELBOURNE(AUS)	106
9	TESCH Liesl (C)	F	4.0	17 MAY 1969	HILLS HORNETS, SYDNEY(AUS)	175
10	BURZYNSKI Clare	G	1.0	11 AUG 1986	WESTERN STARS, FERTH(AUS)	59
11	GAUCI Kylie	G	2.0	01 JAN 1985	GLADIATORS, SYDNEY(AUS)	102
12	CHAPLIN Shelley	F	3.5	04 SEP 1984	DANDENONG RANGERS, MELBOURNE(AUS)	93
13	STEWART Sarah	F	3.0	13 JUN 1976	HILLS HORNETS, SYDNEY(AUS)	86
14	HILL Katie	G	3.0	17 FEB 1984	HILLS HORNETS, SYDNEY(AUS)	52
15	O'KELLY-KENNEDY Kathleen	C	4.0	21 JUN 1986	GLADIATORS, SYDNEY(AUS)	57

**Team Average**

**76.8**

**Coach** HEWSON Gerry  
**Assistant Coach** HEWISH Mark

**Team Uniform Colour:**

**Light:** GOLD  
**Dark:** GREEN

**Note:**  
Number of international games played provided by NPC

**Legend:**  
(C) Captain                      **C**                      Centre                      **F**                      Forward                      **G**                      Guard  
Pos                      Playing Position





**TEAM ROSTER** As of 5 SEP 2008

球队名单

**BRA - BRAZIL**

No.	Name	Pos	Sport Class	Date of Birth	Club - Season 2007/2008	Int'l Games Played
4	REIS Cleonete	F	2.0	26 SEP 1976	ALL STAR RODAS, BELEM(BRA)	20
5	COSTA Debora	G	4.0	04 APR 1989	ALL STAR RODAS, BELEM(BRA)	10
6	MAFRA Naildes	F	2.0	22 NOV 1977	ALL STAR RODAS, BELEM(BRA)	20
7	FARIAS Andreia Cristina	F	1.0	23 APR 1986	ALL STAR RODAS, BELEM(BRA)	4
8	SILVA RAMOS Rosalia	F	2.0	22 JAN 1970	ACADEF, RIO DE JANEIRO(BRA)	23
9	MARTINS Lia Soares	C	4.5	09 JUN 1987	ALL STAR RODAS, BELEM(BRA)	15
10	SANTOS Monica Andrade	C	4.5	16 JAN 1979	CAD, SAO PAULO(BRA)	18
11	MORAES Jucilene	G	4.0	25 NOV 1978	ALL STAR RODAS, BELEM(BRA)	28
12	PANTOJA Ozineide	C	2.5	25 SEP 1971	ALL STAR RODAS, BELEM(BRA)	17
13	GOMES Elizabeth	F	1.0	15 JAN 1965	ADEFISA, SANTOS(BRA)	13
14	FERRAO Helena	F	4.0	17 JAN 1977	ALL STAR RODAS, BELEM(BRA)	15
15	ALMEIDA Vileide	C	4.5	02 NOV 1991	ALL STAR RODAS, BELEM(BRA)	2

**Team Average**

**7.7**

**Coach** CORREA Wilson  
**Assistant Coach** LEMOS Mauricio

**Team Uniform Colour:**

**Light:** GOLD

**Dark:** GREEN

**Note:**  
Number of international games played provided by NPC

**Legend:**  
C Centre F Forward G Guard Pos Playing Position



**TEAM ROSTER** As of 5 SEP 2008

球队名单

**CAN - CANADA**

No.	Name	Pos	Sport Class	Date of Birth	Club - Season 2007/2008	Int'l Games Played
4	KREMPIEN Jennifer	G	1.0	19 FEB 1975	BC BREAKERS, VANCOUVER(CAN)	0
5	McLACHLAN Janet	C	4.5	26 AUG 1977	BC BREAKERS, VANCOUVER(CAN)	0
6	OHAMA Kendra	G	2.5	01 JUN 1965	CALGARY ROLLERS, CALGARY(CAN)	0
7	OUELLET Cindy	F	3.5	08 DEC 1988	QUEBEC, QUEBEC(CAN)	0
8	FERGUSON Tracey	F	3.0	07 SEP 1974	VARIETY VILLAGE, TORONTO(CAN)	0
9	BENOIT Chantal (C)	F	3.5	01 OCT 1960	QUEBEC, QUEBEC(CAN)	0
10	HARNOCK Katie	G	2.5	12 AUG 1983	UNIVERSITY OF ALABAMA, ALABAMA(USA)	0
11	PETTINICCHI Sabrina	G	1.5	09 AUG 1972	QUEBEC, QUEBEC(CAN)	0
12	FRANKS Lisa	G	1.0	06 APR 1982	SASKATCHEWAN, SASKATCHEWAN(CAN)	0
13	RADKE Lori	F	4.5	27 FEB 1966	CALGARY ROLLERS, CALGARY(CAN)	0
14	THOMAS Misty	C	4.5	01 JUL 1964	BC BREAKERS, VANCOUVER(CAN)	0
15	FESER Tara	C	4.5	02 FEB 1980	EDMONTON INFERNO, EDMONTON(CAN)	0

**Team Average**

**0.0**

**Coach** FRICK Tim  
**Assistant Coach** JOHNSON Bill  
**Assistant Coach** NICHOLSON Patricia

**Team Uniform Colour:**

**Light:** WHITE

**Dark:** BLACK

**Note:**  
Number of international games played provided by NPC

**Legend:**  
(C) Captain                      **C**                      Centre                      **F**                      Forward                      **G**                      Guard  
Pos                      Playing Position



**TEAM ROSTER** As of 5 SEP 2008

球队名单

**CHN - CHINA**

No.	Name	Pos	Sport Class	Date of Birth	Club - Season 2007/2008	Int'l Games Played
4	ZHANG Santao (C)	C	4.0	28 NOV 1966	GUANGDONG, GUANGZHOU(CHN)	4
5	GU Li	C	4.5	08 DEC 1981	LIAONING, SHENYANG(CHN)	2
6	HAO Wenhua	C	4.0	29 SEP 1988	HEBEI, SHIJIAZHUANG(CHN)	2
7	FU Yongqing	C	4.0	12 SEP 1979	YUNNAN, KUNMING(CHN)	4
8	YANG Chao	C	4.0	24 MAR 1986	YUNNAN, KUNMING(CHN)	4
9	PENG Fengling	F	4.0	22 SEP 1984	BEIJING, BEIJING(CHN)	4
10	CHEN Damei	F	3.0	03 DEC 1986	YUNNAN, KUNMING(CHN)	3
11	CHEN Qiurong	G	1.0	20 OCT 1982	YUNNAN, KUNMING(CHN)	4
12	LIU Mihuan	G	1.5	21 FEB 1983	YUNNAN, KUNMING(CHN)	3
13	LI Yanhua	G	1.5	21 SEP 1982	YUNNAN, KUNMING(CHN)	3
14	CAO Qiuping	F	3.0	18 AUG 1979	BEIJING, BEIJING(CHN)	4
15	ZHENG Donghuai	F	2.5	15 DEC 1981	YUNNAN, KUNMING(CHN)	5

**Team Average**

**0.9**

**Coach** LIU Tiehua  
**Assistant Coach** ZHANG Chunling

**Team Uniform Colour:**

**Light:** WHITE

**Dark:** RED

**Note:**  
Number of international games played provided by NPC

**Legend:**  
(C) Captain                      **C**                      Centre                      **F**                      Forward                      **G**                      Guard  
Pos                      Playing Position



**TEAM ROSTER** As of 5 SEP 2008

球队名单

**GER - GERMANY**

No.	Name	Pos	Sport Class	Date of Birth	Club - Season 2007/2008	Int'l Games Played
4	KAUTZ Britta	F	1.0	19 MAR 1982	RSV LAHN DILL, WETZLAR(GER)	58
5	MEITNER Birgit	G	2.5	14 SEP 1977	REHA AUGSBURG, AUGSBURG(GER)	122
6	KUES Simone	F	1.0	08 NOV 1976	HAMBURGER SV, HAMBURG(GER)	143
7	MULLER Edina Anita	F	2.0	28 JUN 1983	ASV BONN, BONN(GER)	76
8	ZEYEN Annika	G	1.5	17 FEB 1985	RSV LAHN DILL, WETZLAR(GER)	144
9	SEIFERT Nicole	G	1.5	02 SEP 1974	HAMBURGER SV, HAMBURG(GER)	170
10	SCHUNEMANN Gesche	C	4.5	18 NOV 1982	RSV LAHN DILL, WETZLAR(GER)	49
11	SCHRATZ Nora	G	2.5	01 JUL 1979	RSC FRANKFURT, FRANKFURT(GER)	158
12	BUTTERBRODT Maren	C	4.5	16 JUL 1977	RSG LANGENHAGEN, HANNOVER(GER)	113
13	BEHRENS Alke	F	1.0	23 SEP 1979	RSC KOLN, KOLN(GER)	45
14	KAHL Annette (C)	C	4.5	16 NOV 1972	HAMBURGER SV, HAMBURG(GER)	139
15	MOHNEN Marina	C	4.5	31 OCT 1978	RSC KOLN, KOLN(GER)	97

**Team Average**

**21.9**

**Coach** GLINICKI Holger Ingo  
**Assistant Coach** RICHARZ Peter

**Team Uniform Colour:**

**Light:** WHITE

**Dark:** BLACK

**Note:**  
Number of international games played provided by NPC

**Legend:**  
(C) Captain                      C                      Centre                      F                      Forward                      G                      Guard  
Pos                      Playing Position



TEAM ROSTER As of 5 SEP 2008

球队名单

GBR - GREAT BRITAIN

No.	Name	Pos	Sport Class	Date of Birth	Club - Season 2007/2008	Int'l Games Played
4	MACLEAN Caroline	G	2.0	19 APR 1975	ACES, AYLESBURY(GBR)	0
5	HARPER Joanne	G	1.0	21 JAN 1965	SHEFFIELD STEELERS, SHEFFIELD(GBR)	10
6	STRANGE Clare	G	1.5	18 SEP 1979	ACES, AYLESBURY(GBR)	0
7	FREEMAN Helen	F	4.0	23 NOV 1989	FORCE, LONDON(GBR)	40
8	WILD Ann	G	2.0	11 APR 1973	FORCE, LONDON(GBR)	0
9	JOHNSON Paula	F	2.5	13 OCT 1977	BARON IN FURRESS, CLUMBIA(GBR)	0
10	WAGER Sally	F	3.0	13 AUG 1981	RHINOS, WOLVERHAMPTON(GBR)	0
11	FOX Jill	G	1.5	11 MAR 1970	SHEFFIELD STEELERS, SHEFFIELD(GBR)	0
12	TURNER Helen	F	4.0	15 OCT 1977	FORCE, LONDON(GBR)	0
13	SUGDEN Louise	G	2.0	20 JUL 1984	FORCE, LONDON(GBR)	60
14	McDONALD Pauline	G	2.5	15 APR 1980	SWBC TIGERS, BRIGHTON(GBR)	15
15	MATTHEWS Caroline (C)	C	4.5	12 APR 1973	CELTS, CARDIFF(GBR)	77

Team Average

2.8

**Coach** PEEL Garry  
**Assistant Coach** BHANIA Haj Singh  
**Assistant Coach** FODEN Mathew

**Team Uniform Colour:**  
**Light:** WHITE  
**Dark:** RED

**Note:**  
Number of international games played provided by NPC

**Legend:**  
(C) Captain                      C                      Centre                      F                      Forward                      G                      Guard  
Pos                      Playing Position



TEAM ROSTER As of 5 SEP 2008

球队名单

JPN - JAPAN

No.	Name	Pos	Sport Class	Date of Birth	Club - Season 2007/2008	Int'l Games Played
4	BETTO Yuka	F	3.0	31 JUL 1971	BRILLIANT CATS, AICHI(JPN)	8
5	MASHIKO Megumi	G	3.0	02 JUL 1970	TEAM EARTH, FUKUSHIMA(JPN)	16
6	URAMOTO Miki	G	2.5	10 SEP 1981	KYUSHU DOLPHIN, FUKUOKA(JPN)	6
7	TANEDA Kimi	G	1.0	23 NOV 1974	PASSION, KOCHI(JPN)	5
8	KOSUZUKI Tomomi	F	3.5	06 APR 1979	BRILLIANT CATS, AICHI(JPN)	0
9	TAKABAYASHI Mika (C)	G	1.5	26 JUN 1971	BRILLIANT CATS, AICHI(JPN)	28
10	YOSHIDA Erika	F	1.0	23 AUG 1977	BRILLIANT CATS, AICHI(JPN)	12
11	KAWAKAMI Rie	F	1.0	08 APR 1971	ELFIN, GUNMA(JPN)	15
12	TAKUBO Ikumi	F	4.0	02 NOV 1982	WING, KANAGAWA(JPN)	9
13	SUGAHARA Naoko	C	4.5	30 MAY 1968	COCKTAIL, KYOTO(JPN)	16
14	SOEDA Tomoe	F	3.5	09 JAN 1975	WING, KANAGAWA(JPN)	11
15	AMIMOTO Mari	F	4.5	15 NOV 1988	COCKTAIL, KYOTO(JPN)	7

Team Average

1.6

**Coach** IWASA Yoshiaki  
**Assistant Coach** KIKUCHI Tetsuhiro

**Team Uniform Colour:**

**Light:** WHITE

**Dark:** BLUE

**Note:**  
Number of international games played provided by NPC

**Legend:**  
(C) Captain                      C                      Centre                      F                      Forward                      G                      Guard  
Pos                      Playing Position



**TEAM ROSTER** As of 5 SEP 2008

球队名单

**MEX - MEXICO**

No.	Name	Pos	Sport Class	Date of Birth	Club - Season 2007/2008	Int'l Games Played
4	VAZQUEZ SUAREZ Cecilia		2.5	19 DEC 1965	MDO.MEX, MEXICO(MEX)	92
5	RODRIGUEZ VELAZQUEZ Patricia	G	2.0	18 MAR 1967	JALISCO, GUADALAJARA	47
6	TORRES LOPEZ Rocio	C	3.5	09 OCT 1973	MDO.MEX, MEXICO(MEX)	42
7	ESTRADA BERNAL Floralia	C	4.0	08 AUG 1990	JALISCO, GUADALAJARA	4
8	PEREZ PACHECO Anaisa	G	2.5	16 JAN 1992	OAXACA, OAXACA	12
9	VAZQUEZ DELGADILLO Lucia (C)	F	4.0	20 DEC 1965	MDO.MEX, MEXICO(MEX)	86
10	CAMARA ARANGO Rosa	F	3.0	25 SEP 1956	D.F, D.F(MEX)	112
11	TORRES RODRIGUEZ Alma	G	3.0	06 SEP 1967	D.F, D.F	46
12	MIRANDA Claudia Magali	G	3.0	27 MAY 1978	D.F, D.F(MEX)	64
13	GUZMAN ACOSTA Rubicela	F	3.0	09 FEB 1977	JALISCO, JALISCO(MEX)	49
14	VERA Rosa Herlinda	G	2.0	18 FEB 1965	MDO.MEX, MDO.MEX(MEX)	71
15	GARCIA AMADOR Wendy	G	1.0	07 OCT 1980	D.F, D.F(MEX)	38
<b>Team Average</b>						<b>6.9</b>

**Coach** DAVILA Aaron  
**Assistant Coach** PIMENTEL Rene

**Team Uniform Colour:**  
**Light:** WHITE  
**Dark:** RED

**Note:**  
Number of international games played provided by NPC

**Legend:**  
(C) Captain                      C                      Centre                      F                      Forward                      G                      Guard  
Pos                      Playing Position



**TEAM ROSTER** As of 5 SEP 2008

球队名单

**NED - NETHERLANDS**

No.	Name	Pos	Sport Class	Date of Birth	Club - Season 2007/2008	Int'l Games Played
4	HUITZING Inge	G	4.5	19 APR 1974	SC DEVEDO, ERMELO(NED)	0
5	BOEKHOORN Patries	F	1.0	05 JUL 1970	SC DEVEDO, ERMELO(NED)	0
6	VISSER Jitske	F	1.0	29 OCT 1992	HSV BASKETBALL, HAREN(NED)	0
7	OOSTERBAAN Roos	G	1.5	18 MAY 1979	SC DEVEDO, ERMELO(NED)	0
8	PIETERSE Fleur	F	2.5	28 OCT 1978		0
9	GARNIER Petra (C)	C	4.5	05 NOV 1970	SC DEVEDO, ERMELO(NED)	0
10	RAMAEKERS Brenda	C	4.5	03 NOV 1985	JBC NOORDERHAVEN, DEN HELDER(NED)	0
11	KORVER Cher	G	2.5	11 AUG 1976	SC DEVEDO, ERMELO(NED)	0
12	BRAAM Sandra	F	1.0	30 MAY 1978	SC DEVEDO, ERMELO(NED)	0
13	VAN BERGEN Barbara	F	2.0	09 JUN 1978	ARROWS '81, ROTTERDAM(NED)	0
14	VERSLOOT Carina	F	3.0	10 MAY 1980	SC DEVEDO, ERMELO(NED)	0
15	van OOSTROM Elsbeth	C	4.5	21 JUN 1982	SC DEVEDO, ERMELO(NED)	0

**Team Average**

**0.0**

**Coach** LANSINK ROTGERINK Yvonne  
**Assistant Coach** van de BUNTE Kees

**Team Uniform Colour:**

**Light:** WHITE  
**Dark:** ORANGE

**Note:**  
Number of international games played provided by NPC

**Legend:**  
(C) Captain                      C              Centre                      F              Forward                      G              Guard  
Pos              Playing Position





**TEAM ROSTER** As of 5 SEP 2008

球队名单

**USA - UNITED STATES of AMERICA**

No.	Name	Pos	Sport Class	Date of Birth	Club - Season 2007/2008	Int'l Games Played
4	MURRAY Becca	G	2.5	15 APR 1990	RIC SKY, CHICAGO, ILLINOIS(USA)	6
5	CISNEROS Patty (C)	G	2.0	12 NOV 1977	CHAMPAIGN FIRE, CHMPAIGN, ILLINOIS(USA)	37
6	HOSKINS Emily	G	1.0	30 JAN 1983	PHOENIX MERCURY, PHOENIX, ARIZONA(USA)	23
7	RUDELLE Jen	G	4.5	02 APR 1978	CHAMPAIGN FIRE, CHAMPAIGN ILLINOIS(USA)	31
8	SCHNEIDER Natalie	F	4.5	11 FEB 1983	U. OF ARIZONA, TUCSON, ARIZONA(USA)	0
9	NICHOLS Alana	G	2.5	21 APR 1983	U. OF ALABAMA, TUSCALOOSA, ALABAMA(USA)	16
10	WHEELER Stephanie	G	2.0	16 JAN 1981	U. OF ALABAMA, TUSCALOOSA, ALABAMA(USA)	33
11	CASTLE Sarah	G	2.5	22 JAN 1984	U. OF ILLINOIS, CHMPAIGN, ILLINOIS(USA)	17
12	RIPP Christina	G	2.5	31 JUL 1980	D. R. NUGGETS, DENVER, COLORAD	47
13	GONZALES Loraine	F	4.0	06 OCT 1977	LADY MAVERICKS, DALLAS, TEXAS(USA)	11
14	MILFORD Mary Allison	G	1.0	28 APR 1986	U. OF ALABAMA, TUSCALOOSA, ALABAMA(USA)	17
15	HOFFMAN Carlee	F	4.0	10 JUL 1986	UNIV OF ILLINOIS, CHMPAIGN, ILLINOIS(USA)	23

**Team Average**

**2.2**

**Coach** LYKINS Ronald  
**Assistant Coach** SIKORA John  
**Assistant Coach** TAYLOR Robert

**Team Uniform Colour:**  
**Light:** WHITE  
**Dark:** RED

**Note:**  
Number of international games played provided by NPC

**Legend:**  
(C) Captain      F Forward      G Guard      Pos Playing Position



**TEAM ROSTER** As of 5 SEP 2008

球队名单

**AUS - AUSTRALIA**

No.	Name	Pos	Sport Class	Date of Birth	Club - Season 2007/2008	Int'l Games Played
4	DOMASCHENZ Melanie	G	1.0	13 OCT 1983	DANDENONG RANGERS, MELBOURNE(AUS)	80
5	CRISPIN Cobi	F	4.0	22 DEC 1988	WESTERN STARS, FERTH(AUS)	39
6	KEAN Bridie	F	4.0	27 FEB 1987	DANDENONG RANGERS, MELBOURNE(AUS)	23
7	HALL Melanie	G	2.5	11 JAN 1977	QUEENSLAND COMETS, BRISBANE(AUS)	50
8	McKENZIE Tina	F	3.0	24 SEP 1999	DANDENONG RANGERS, MELBOURNE(AUS)	106
9	TESCH Liesl (C)	F	4.0	17 MAY 1969	HILLS HORNETS, SYDNEY(AUS)	175
10	BURZYNSKI Clare	G	1.0	11 AUG 1986	WESTERN STARS, FERTH(AUS)	59
11	GAUCI Kylie	G	2.0	01 JAN 1985	GLADIATORS, SYDNEY(AUS)	102
12	CHAPLIN Shelley	F	3.5	04 SEP 1984	DANDENONG RANGERS, MELBOURNE(AUS)	93
13	STEWART Sarah	F	3.0	13 JUN 1976	HILLS HORNETS, SYDNEY(AUS)	86
14	HILL Katie	G	3.0	17 FEB 1984	HILLS HORNETS, SYDNEY(AUS)	52
15	O'KELLY-KENNEDY Kathleen	C	4.0	21 JUN 1986	GLADIATORS, SYDNEY(AUS)	57

**Team Average**

**76.8**

**Coach** HEWSON Gerry  
**Assistant Coach** HEWISH Mark

**Team Uniform Colour:**

**Light:** GOLD  
**Dark:** GREEN

**Note:**  
Number of international games played provided by NPC

**Legend:**  
(C) Captain                      **C**                      Centre                      **F**                      Forward                      **G**                      Guard  
Pos                      Playing Position



**TEAM ROSTER** As of 5 SEP 2008

球队名单

**BRA - BRAZIL**

No.	Name	Pos	Sport Class	Date of Birth	Club - Season 2007/2008	Int'l Games Played
4	REIS Cleonete	F	2.0	26 SEP 1976	ALL STAR RODAS, BELEM(BRA)	20
5	COSTA Debora	G	4.0	04 APR 1989	ALL STAR RODAS, BELEM(BRA)	10
6	MAFRA Naildes	F	2.0	22 NOV 1977	ALL STAR RODAS, BELEM(BRA)	20
7	FARIAS Andreia Cristina	F	1.0	23 APR 1986	ALL STAR RODAS, BELEM(BRA)	4
8	SILVA RAMOS Rosalia	F	2.0	22 JAN 1970	ACADEF, RIO DE JANEIRO(BRA)	23
9	MARTINS Lia Soares	C	4.5	09 JUN 1987	ALL STAR RODAS, BELEM(BRA)	15
10	SANTOS Monica Andrade	C	4.5	16 JAN 1979	CAD, SAO PAULO(BRA)	18
11	MORAES Jucilene	G	4.0	25 NOV 1978	ALL STAR RODAS, BELEM(BRA)	28
12	PANTOJA Ozineide	C	2.5	25 SEP 1971	ALL STAR RODAS, BELEM(BRA)	17
13	GOMES Elizabeth	F	1.0	15 JAN 1965	ADEFISA, SANTOS(BRA)	13
14	FERRAO Helena	F	4.0	17 JAN 1977	ALL STAR RODAS, BELEM(BRA)	15
15	ALMEIDA Vileide	C	4.5	02 NOV 1991	ALL STAR RODAS, BELEM(BRA)	2

**Team Average**

**7.7**

**Coach** CORREA Wilson  
**Assistant Coach** LEMOS Mauricio

**Team Uniform Colour:**

**Light:** GOLD  
**Dark:** GREEN

**Note:**  
Number of international games played provided by NPC

**Legend:**  
C Centre F Forward G Guard Pos Playing Position



**TEAM ROSTER** As of 5 SEP 2008  
球队名单

**CAN - CANADA**

No.	Name	Pos	Sport Class	Date of Birth	Club - Season 2007/2008	Int'l Games Played
4	KREMPIEN Jennifer	G	1.0	19 FEB 1975	BC BREAKERS, VANCOUVER(CAN)	0
5	McLACHLAN Janet	C	4.5	26 AUG 1977	BC BREAKERS, VANCOUVER(CAN)	0
6	OHAMA Kendra	G	2.5	01 JUN 1965	CALGARY ROLLERS, CALGARY(CAN)	0
7	OUELLET Cindy	F	3.5	08 DEC 1988	QUEBEC, QUEBEC(CAN)	0
8	FERGUSON Tracey	F	3.0	07 SEP 1974	VARIETY VILLAGE, TORONTO(CAN)	0
9	BENOIT Chantal (C)	F	3.5	01 OCT 1960	QUEBEC, QUEBEC(CAN)	0
10	HARNOCK Katie	G	2.5	12 AUG 1983	UNIVERSITY OF ALABAMA, ALABAMA(USA)	0
11	PETTINICCHI Sabrina	G	1.5	09 AUG 1972	QUEBEC, QUEBEC(CAN)	0
12	FRANKS Lisa	G	1.0	06 APR 1982	SASKATCHEWAN, SASKATCHEWAN(CAN)	0
13	RADKE Lori	F	4.5	27 FEB 1966	CALGARY ROLLERS, CALGARY(CAN)	0
14	THOMAS Misty	C	4.5	01 JUL 1964	BC BREAKERS, VANCOUVER(CAN)	0
15	FESER Tara	C	4.5	02 FEB 1980	EDMONTON INFERNO, EDMONTON(CAN)	0

**Team Average**

**0.0**

**Coach** FRICK Tim  
**Assistant Coach** JOHNSON Bill  
**Assistant Coach** NICHOLSON Patricia

**Team Uniform Colour:**  
**Light:** WHITE  
**Dark:** BLACK

**Note:**  
Number of international games played provided by NPC

**Legend:**  
(C) Captain                      **C**                      Centre                      **F**                      Forward                      **G**                      Guard  
Pos                      Playing Position



**TEAM ROSTER** As of 5 SEP 2008

球队名单

**CHN - CHINA**

No.	Name	Pos	Sport Class	Date of Birth	Club - Season 2007/2008	Int'l Games Played
4	ZHANG Santao (C)	C	4.0	28 NOV 1966	GUANGDONG, GUANGZHOU(CHN)	4
5	GU Li	C	4.5	08 DEC 1981	LIAONING, SHENYANG(CHN)	2
6	HAO Wenhua	C	4.0	29 SEP 1988	HEBEI, SHIJIAZHUANG(CHN)	2
7	FU Yongqing	C	4.0	12 SEP 1979	YUNNAN, KUNMING(CHN)	4
8	YANG Chao	C	4.0	24 MAR 1986	YUNNAN, KUNMING(CHN)	4
9	PENG Fengling	F	4.0	22 SEP 1984	BEIJING, BEIJING(CHN)	4
10	CHEN Damei	F	3.0	03 DEC 1986	YUNNAN, KUNMING(CHN)	3
11	CHEN Qiurong	G	1.0	20 OCT 1982	YUNNAN, KUNMING(CHN)	4
12	LIU Mihuan	G	1.5	21 FEB 1983	YUNNAN, KUNMING(CHN)	3
13	LI Yanhua	G	1.5	21 SEP 1982	YUNNAN, KUNMING(CHN)	3
14	CAO Qiuping	F	3.0	18 AUG 1979	BEIJING, BEIJING(CHN)	4
15	ZHENG Donghuai	F	2.5	15 DEC 1981	YUNNAN, KUNMING(CHN)	5

**Team Average**

**0.9**

**Coach** LIU Tiehua  
**Assistant Coach** ZHANG Chunling

**Team Uniform Colour:**

**Light:** WHITE

**Dark:** RED

**Note:**  
Number of international games played provided by NPC

**Legend:**  
(C) Captain                      **C**                      Centre                      **F**                      Forward                      **G**                      Guard  
Pos                      Playing Position



**TEAM ROSTER** As of 5 SEP 2008

球队名单

**GER - GERMANY**

No.	Name	Pos	Sport Class	Date of Birth	Club - Season 2007/2008	Int'l Games Played
4	KAUTZ Britta	F	1.0	19 MAR 1982	RSV LAHN DILL, WETZLAR(GER)	58
5	MEITNER Birgit	G	2.5	14 SEP 1977	REHA AUGSBURG, AUGSBURG(GER)	122
6	KUES Simone	F	1.0	08 NOV 1976	HAMBURGER SV, HAMBURG(GER)	143
7	MULLER Edina Anita	F	2.0	28 JUN 1983	ASV BONN, BONN(GER)	76
8	ZEYEN Annika	G	1.5	17 FEB 1985	RSV LAHN DILL, WETZLAR(GER)	144
9	SEIFERT Nicole	G	1.5	02 SEP 1974	HAMBURGER SV, HAMBURG(GER)	170
10	SCHUNEMANN Gesche	C	4.5	18 NOV 1982	RSV LAHN DILL, WETZLAR(GER)	49
11	SCHRATZ Nora	G	2.5	01 JUL 1979	RSC FRANKFURT, FRANKFURT(GER)	158
12	BUTTERBRODT Maren	C	4.5	16 JUL 1977	RSG LANGENHAGEN, HANNOVER(GER)	113
13	BEHRENS Alke	F	1.0	23 SEP 1979	RSC KOLN, KOLN(GER)	45
14	KAHL Annette (C)	C	4.5	16 NOV 1972	HAMBURGER SV, HAMBURG(GER)	139
15	MOHNEN Marina	C	4.5	31 OCT 1978	RSC KOLN, KOLN(GER)	97

**Team Average**

**21.9**

**Coach** GLINICKI Holger Ingo  
**Assistant Coach** RICHARZ Peter

**Team Uniform Colour:**

**Light:** WHITE

**Dark:** BLACK

**Note:**  
Number of international games played provided by NPC

**Legend:**  
(C) Captain                      **C**                      Centre                      **F**                      Forward                      **G**                      Guard  
Pos                      Playing Position



TEAM ROSTER As of 5 SEP 2008

球队名单

GBR - GREAT BRITAIN

No.	Name	Pos	Sport Class	Date of Birth	Club - Season 2007/2008	Int'l Games Played
4	MACLEAN Caroline	G	2.0	19 APR 1975	ACES, AYLESBURY(GBR)	0
5	HARPER Joanne	G	1.0	21 JAN 1965	SHEFFIELD STEELERS, SHEFFIELD(GBR)	10
6	STRANGE Clare	G	1.5	18 SEP 1979	ACES, AYLESBURY(GBR)	0
7	FREEMAN Helen	F	4.0	23 NOV 1989	FORCE, LONDON(GBR)	40
8	WILD Ann	G	2.0	11 APR 1973	FORCE, LONDON(GBR)	0
9	JOHNSON Paula	F	2.5	13 OCT 1977	BARON IN FURRESS, CLUMBIA(GBR)	0
10	WAGER Sally	F	3.0	13 AUG 1981	RHINOS, WOLVERHAMPTON(GBR)	0
11	FOX Jill	G	1.5	11 MAR 1970	SHEFFIELD STEELERS, SHEFFIELD(GBR)	0
12	TURNER Helen	F	4.0	15 OCT 1977	FORCE, LONDON(GBR)	0
13	SUGDEN Louise	G	2.0	20 JUL 1984	FORCE, LONDON(GBR)	60
14	McDONALD Pauline	G	2.5	15 APR 1980	SWBC TIGERS, BRIGHTON(GBR)	15
15	MATTHEWS Caroline (C)	C	4.5	12 APR 1973	CELTS, CARDIFF(GBR)	77

Team Average

2.8

**Coach** PEEL Garry  
**Assistant Coach** BHANIA Haj Singh  
**Assistant Coach** FODEN Mathew

**Team Uniform Colour:**  
**Light:** WHITE  
**Dark:** RED

**Note:**  
Number of international games played provided by NPC

**Legend:**  
(C) Captain                      C                      Centre                      F                      Forward                      G                      Guard  
Pos                      Playing Position



**TEAM ROSTER** As of 5 SEP 2008

球队名单

**JPN - JAPAN**

No.	Name	Pos	Sport Class	Date of Birth	Club - Season 2007/2008	Int'l Games Played
4	BETTO Yuka	F	3.0	31 JUL 1971	BRILLIANT CATS, AICHI(JPN)	8
5	MASHIKO Megumi	G	3.0	02 JUL 1970	TEAM EARTH, FUKUSHIMA(JPN)	16
6	URAMOTO Miki	G	2.5	10 SEP 1981	KYUSHU DOLPHIN, FUKUOKA(JPN)	6
7	TANEDA Kimi	G	1.0	23 NOV 1974	PASSION, KOCHI(JPN)	5
8	KOSUZUKI Tomomi	F	3.5	06 APR 1979	BRILLIANT CATS, AICHI(JPN)	0
9	TAKABAYASHI Mika (C)	G	1.5	26 JUN 1971	BRILLIANT CATS, AICHI(JPN)	28
10	YOSHIDA Erika	F	1.0	23 AUG 1977	BRILLIANT CATS, AICHI(JPN)	12
11	KAWAKAMI Rie	F	1.0	08 APR 1971	ELFIN, GUNMA(JPN)	15
12	TAKUBO Ikumi	F	4.0	02 NOV 1982	WING, KANAGAWA(JPN)	9
13	SUGAHARA Naoko	C	4.5	30 MAY 1968	COCKTAIL, KYOTO(JPN)	16
14	SOEDA Tomoe	F	3.5	09 JAN 1975	WING, KANAGAWA(JPN)	11
15	AMIMOTO Mari	F	4.5	15 NOV 1988	COCKTAIL, KYOTO(JPN)	7

**Team Average**

**1.6**

**Coach** IWASA Yoshiaki  
**Assistant Coach** KIKUCHI Tetsuhiro

**Team Uniform Colour:**

**Light:** WHITE

**Dark:** BLUE

**Note:**  
Number of international games played provided by NPC

**Legend:**  
(C) Captain                      **C**                      Centre                      **F**                      Forward                      **G**                      Guard  
Pos                      Playing Position





**TEAM ROSTER** As of 5 SEP 2008  
球队名单

**MEX - MEXICO**

No.	Name	Pos	Sport Class	Date of Birth	Club - Season 2007/2008	Int'l Games Played
4	VAZQUEZ SUAREZ Cecilia		2.5	19 DEC 1965	MDO.MEX, MEXICO(MEX)	92
5	RODRIGUEZ VELAZQUEZ Patricia	G	2.0	18 MAR 1967	JALISCO, GUADALAJARA	47
6	TORRES LOPEZ Rocio	C	3.5	09 OCT 1973	MDO.MEX, MEXICO(MEX)	42
7	ESTRADA BERNAL Floralia	C	4.0	08 AUG 1990	JALISCO, GUADALAJARA	4
8	PEREZ PACHECO Anaisa	G	2.5	16 JAN 1992	OAXACA, OAXACA	12
9	VAZQUEZ DELGADILLO Lucia (C)	F	4.0	20 DEC 1965	MDO.MEX, MEXICO(MEX)	86
10	CAMARA ARANGO Rosa	F	3.0	25 SEP 1956	D.F, D.F(MEX)	112
11	TORRES RODRIGUEZ Alma	G	3.0	06 SEP 1967	D.F, D.F	46
12	MIRANDA Claudia Magali	G	3.0	27 MAY 1978	D.F, D.F(MEX)	64
13	GUZMAN ACOSTA Rubicela	F	3.0	09 FEB 1977	JALISCO, JALISCO(MEX)	49
14	VERA Rosa Herlinda	G	2.0	18 FEB 1965	MDO.MEX, MDO.MEX(MEX)	71
15	GARCIA AMADOR Wendy	G	1.0	07 OCT 1980	D.F, D.F(MEX)	38

**Team Average**

**6.9**

**Coach** DAVILA Aaron  
**Assistant Coach** PIMENTEL Rene

**Team Uniform Colour:**

**Light:** WHITE

**Dark:** RED

**Note:**  
Number of international games played provided by NPC

**Legend:**  
(C) Captain                      **C**                      Centre                      **F**                      Forward                      **G**                      Guard  
Pos                      Playing Position


**TEAM ROSTER** As of 5 SEP 2008

球队名单

**NED - NETHERLANDS**

No.	Name	Pos	Sport Class	Date of Birth	Club - Season 2007/2008	Int'l Games Played
4	HUITZING Inge	G	4.5	19 APR 1974	SC DEVEDO, ERMELO(NED)	0
5	BOEKHOORN Patries	F	1.0	05 JUL 1970	SC DEVEDO, ERMELO(NED)	0
6	VISSER Jitske	F	1.0	29 OCT 1992	HSV BASKETBALL, HAREN(NED)	0
7	OOSTERBAAN Roos	G	1.5	18 MAY 1979	SC DEVEDO, ERMELO(NED)	0
8	PIETERSE Fleur	F	2.5	28 OCT 1978		0
9	GARNIER Petra (C)	C	4.5	05 NOV 1970	SC DEVEDO, ERMELO(NED)	0
10	RAMAEKERS Brenda	C	4.5	03 NOV 1985	JBC NOORDERHAVEN, DEN HELDER(NED)	0
11	KORVER Cher	G	2.5	11 AUG 1976	SC DEVEDO, ERMELO(NED)	0
12	BRAAM Sandra	F	1.0	30 MAY 1978	SC DEVEDO, ERMELO(NED)	0
13	VAN BERGEN Barbara	F	2.0	09 JUN 1978	ARROWS '81, ROTTERDAM(NED)	0
14	VERSLOOT Carina	F	3.0	10 MAY 1980	SC DEVEDO, ERMELO(NED)	0
15	van OOSTROM Elsbeth	C	4.5	21 JUN 1982	SC DEVEDO, ERMELO(NED)	0

**Team Average**
**0.0**
**Coach** LANSINK ROTGERINK Yvonne

**Assistant Coach** van de BUNTE Kees

**Team Uniform Colour:**
**Light:** WHITE

**Dark:** ORANGE

**Note:**  
Number of international games played provided by NPC

**Legend:**  
(C) Captain                      **C**                      Centre                      **F**                      Forward                      **G**                      Guard  
Pos                      Playing Position



**TEAM ROSTER** As of 5 SEP 2008

球队名单

**USA - UNITED STATES of AMERICA**

No.	Name	Pos	Sport Class	Date of Birth	Club - Season 2007/2008	Int'l Games Played
4	MURRAY Becca	G	2.5	15 APR 1990	RIC SKY, CHICAGO, ILLINOIS(USA)	6
5	CISNEROS Patty (C)	G	2.0	12 NOV 1977	CHAMPAIGN FIRE, CHMPAIGN, ILLINOIS(USA)	37
6	HOSKINS Emily	G	1.0	30 JAN 1983	PHOENIX MERCURY, PHOENIX, ARIZONA(USA)	23
7	RUDELLE Jen	G	4.5	02 APR 1978	CHAMPAIGN FIRE, CHAMPAIGN ILLINOIS(USA)	31
8	SCHNEIDER Natalie	F	4.5	11 FEB 1983	U. OF ARIZONA, TUCSON, ARIZONA(USA)	0
9	NICHOLS Alana	G	2.5	21 APR 1983	U. OF ALABAMA, TUSCALOOSA, ALABAMA(USA)	16
10	WHEELER Stephanie	G	2.0	16 JAN 1981	U. OF ALABAMA, TUSCALOOSA, ALABAMA(USA)	33
11	CASTLE Sarah	G	2.5	22 JAN 1984	U. OF ILLINOIS, CHMPAIGN, ILLINOIS(USA)	17
12	RIPP Christina	G	2.5	31 JUL 1980	D. R. NUGGETS, DENVER, COLORAD	47
13	GONZALES Loraine	F	4.0	06 OCT 1977	LADY MAVERICKS, DALLAS, TEXAS(USA)	11
14	MILFORD Mary Allison	G	1.0	28 APR 1986	U. OF ALABAMA, TUSCALOOSA, ALABAMA(USA)	17
15	HOFFMAN Carlee	F	4.0	10 JUL 1986	UNIV OF ILLINOIS, CHMPAIGN, ILLINOIS(USA)	23

**Team Average**

**2.2**

**Coach** LYKINS Ronald  
**Assistant Coach** SIKORA John  
**Assistant Coach** TAYLOR Robert

**Team Uniform Colour:**  
**Light:** WHITE  
**Dark:** RED

**Note:**  
Number of international games played provided by NPC

**Legend:**  
(C) Captain      F Forward      G Guard      Pos Playing Position



**TEAM ROSTER** As of 5 SEP 2008

球队名单

**AUS - AUSTRALIA**

No.	Name	Pos	Sport Class	Date of Birth	Club - Season 2007/2008	Int'l Games Played
4	DOMASCHENZ Melanie	G	1.0	13 OCT 1983	DANDENONG RANGERS, MELBOURNE(AUS)	80
5	CRISPIN Cobi	F	4.0	22 DEC 1988	WESTERN STARS, FERTH(AUS)	39
6	KEAN Bridie	F	4.0	27 FEB 1987	DANDENONG RANGERS, MELBOURNE(AUS)	23
7	HALL Melanie	G	2.5	11 JAN 1977	QUEENSLAND COMETS, BRISBANE(AUS)	50
8	McKENZIE Tina	F	3.0	24 SEP 1999	DANDENONG RANGERS, MELBOURNE(AUS)	106
9	TESCH Liesl (C)	F	4.0	17 MAY 1969	HILLS HORNETS, SYDNEY(AUS)	175
10	BURZYNSKI Clare	G	1.0	11 AUG 1986	WESTERN STARS, FERTH(AUS)	59
11	GAUCI Kylie	G	2.0	01 JAN 1985	GLADIATORS, SYDNEY(AUS)	102
12	CHAPLIN Shelley	F	3.5	04 SEP 1984	DANDENONG RANGERS, MELBOURNE(AUS)	93
13	STEWART Sarah	F	3.0	13 JUN 1976	HILLS HORNETS, SYDNEY(AUS)	86
14	HILL Katie	G	3.0	17 FEB 1984	HILLS HORNETS, SYDNEY(AUS)	52
15	O'KELLY-KENNEDY Kathleen	C	4.0	21 JUN 1986	GLADIATORS, SYDNEY(AUS)	57

**Team Average**

**76.8**

**Coach** HEWSON Gerry  
**Assistant Coach** HEWISH Mark

**Team Uniform Colour:**

**Light:** GOLD  
**Dark:** GREEN

**Note:**  
Number of international games played provided by NPC

**Legend:**  
(C) Captain                      **C**                      Centre                      **F**                      Forward                      **G**                      Guard  
Pos                      Playing Position



**TEAM ROSTER** As of 5 SEP 2008

球队名单

**BRA - BRAZIL**

No.	Name	Pos	Sport Class	Date of Birth	Club - Season 2007/2008	Int'l Games Played
4	REIS Cleonete	F	2.0	26 SEP 1976	ALL STAR RODAS, BELEM(BRA)	20
5	COSTA Debora	G	4.0	04 APR 1989	ALL STAR RODAS, BELEM(BRA)	10
6	MAFRA Naildes	F	2.0	22 NOV 1977	ALL STAR RODAS, BELEM(BRA)	20
7	FARIAS Andreia Cristina	F	1.0	23 APR 1986	ALL STAR RODAS, BELEM(BRA)	4
8	SILVA RAMOS Rosalia	F	2.0	22 JAN 1970	ACADEF, RIO DE JANEIRO(BRA)	23
9	MARTINS Lia Soares	C	4.5	09 JUN 1987	ALL STAR RODAS, BELEM(BRA)	15
10	SANTOS Monica Andrade	C	4.5	16 JAN 1979	CAD, SAO PAULO(BRA)	18
11	MORAES Jucilene	G	4.0	25 NOV 1978	ALL STAR RODAS, BELEM(BRA)	28
12	PANTOJA Ozineide	C	2.5	25 SEP 1971	ALL STAR RODAS, BELEM(BRA)	17
13	GOMES Elizabeth	F	1.0	15 JAN 1965	ADEFISA, SANTOS(BRA)	13
14	FERRAO Helena	F	4.0	17 JAN 1977	ALL STAR RODAS, BELEM(BRA)	15
15	ALMEIDA Vileide	C	4.5	02 NOV 1991	ALL STAR RODAS, BELEM(BRA)	2

**Team Average**

**7.7**

**Coach** CORREA Wilson  
**Assistant Coach** LEMOS Mauricio

**Team Uniform Colour:**

**Light:** GOLD  
**Dark:** GREEN

**Note:**  
Number of international games played provided by NPC

**Legend:**  
C Centre F Forward G Guard Pos Playing Position



**TEAM ROSTER** As of 5 SEP 2008  
球队名单

**CAN - CANADA**

No.	Name	Pos	Sport Class	Date of Birth	Club - Season 2007/2008	Int'l Games Played
4	KREMPIEN Jennifer	G	1.0	19 FEB 1975	BC BREAKERS, VANCOUVER(CAN)	0
5	McLACHLAN Janet	C	4.5	26 AUG 1977	BC BREAKERS, VANCOUVER(CAN)	0
6	OHAMA Kendra	G	2.5	01 JUN 1965	CALGARY ROLLERS, CALGARY(CAN)	0
7	OUELLET Cindy	F	3.5	08 DEC 1988	QUEBEC, QUEBEC(CAN)	0
8	FERGUSON Tracey	F	3.0	07 SEP 1974	VARIETY VILLAGE, TORONTO(CAN)	0
9	BENOIT Chantal (C)	F	3.5	01 OCT 1960	QUEBEC, QUEBEC(CAN)	0
10	HARNOCK Katie	G	2.5	12 AUG 1983	UNIVERSITY OF ALABAMA, ALABAMA(USA)	0
11	PETTINICCHI Sabrina	G	1.5	09 AUG 1972	QUEBEC, QUEBEC(CAN)	0
12	FRANKS Lisa	G	1.0	06 APR 1982	SASKATCHEWAN, SASKATCHEWAN(CAN)	0
13	RADKE Lori	F	4.5	27 FEB 1966	CALGARY ROLLERS, CALGARY(CAN)	0
14	THOMAS Misty	C	4.5	01 JUL 1964	BC BREAKERS, VANCOUVER(CAN)	0
15	FESER Tara	C	4.5	02 FEB 1980	EDMONTON INFERNO, EDMONTON(CAN)	0

**Team Average**

**0.0**

**Coach** FRICK Tim  
**Assistant Coach** JOHNSON Bill  
**Assistant Coach** NICHOLSON Patricia

**Team Uniform Colour:**

**Light:** WHITE

**Dark:** BLACK

**Note:**  
Number of international games played provided by NPC

**Legend:**  
(C) Captain                      **C**              Centre                      **F**              Forward                      **G**              Guard  
Pos              Playing Position



**TEAM ROSTER** As of 5 SEP 2008

球队名单

**CHN - CHINA**

No.	Name	Pos	Sport Class	Date of Birth	Club - Season 2007/2008	Int'l Games Played
4	ZHANG Santao (C)	C	4.0	28 NOV 1966	GUANGDONG, GUANGZHOU(CHN)	4
5	GU Li	C	4.5	08 DEC 1981	LIAONING, SHENYANG(CHN)	2
6	HAO Wenhua	C	4.0	29 SEP 1988	HEBEI, SHIJIAZHUANG(CHN)	2
7	FU Yongqing	C	4.0	12 SEP 1979	YUNNAN, KUNMING(CHN)	4
8	YANG Chao	C	4.0	24 MAR 1986	YUNNAN, KUNMING(CHN)	4
9	PENG Fengling	F	4.0	22 SEP 1984	BEIJING, BEIJING(CHN)	4
10	CHEN Damei	F	3.0	03 DEC 1986	YUNNAN, KUNMING(CHN)	3
11	CHEN Qiurong	G	1.0	20 OCT 1982	YUNNAN, KUNMING(CHN)	4
12	LIU Mihuan	G	1.5	21 FEB 1983	YUNNAN, KUNMING(CHN)	3
13	LI Yanhua	G	1.5	21 SEP 1982	YUNNAN, KUNMING(CHN)	3
14	CAO Qiuping	F	3.0	18 AUG 1979	BEIJING, BEIJING(CHN)	4
15	ZHENG Donghuai	F	2.5	15 DEC 1981	YUNNAN, KUNMING(CHN)	5

**Team Average**

**0.9**

**Coach** LIU Tiehua  
**Assistant Coach** ZHANG Chunling

**Team Uniform Colour:**

**Light:** WHITE

**Dark:** RED

**Note:**  
Number of international games played provided by NPC

**Legend:**  
(C) Captain                      **C**                      Centre                      **F**                      Forward                      **G**                      Guard  
Pos                      Playing Position



**TEAM ROSTER** As of 5 SEP 2008

球队名单

**GER - GERMANY**

No.	Name	Pos	Sport Class	Date of Birth	Club - Season 2007/2008	Int'l Games Played
4	KAUTZ Britta	F	1.0	19 MAR 1982	RSV LAHN DILL, WETZLAR(GER)	58
5	MEITNER Birgit	G	2.5	14 SEP 1977	REHA AUGSBURG, AUGSBURG(GER)	122
6	KUES Simone	F	1.0	08 NOV 1976	HAMBURGER SV, HAMBURG(GER)	143
7	MULLER Edina Anita	F	2.0	28 JUN 1983	ASV BONN, BONN(GER)	76
8	ZEYEN Annika	G	1.5	17 FEB 1985	RSV LAHN DILL, WETZLAR(GER)	144
9	SEIFERT Nicole	G	1.5	02 SEP 1974	HAMBURGER SV, HAMBURG(GER)	170
10	SCHUNEMANN Gesche	C	4.5	18 NOV 1982	RSV LAHN DILL, WETZLAR(GER)	49
11	SCHRATZ Nora	G	2.5	01 JUL 1979	RSC FRANKFURT, FRANKFURT(GER)	158
12	BUTTERBRODT Maren	C	4.5	16 JUL 1977	RSG LANGENHAGEN, HANNOVER(GER)	113
13	BEHRENS Alke	F	1.0	23 SEP 1979	RSC KOLN, KOLN(GER)	45
14	KAHL Annette (C)	C	4.5	16 NOV 1972	HAMBURGER SV, HAMBURG(GER)	139
15	MOHNEN Marina	C	4.5	31 OCT 1978	RSC KOLN, KOLN(GER)	97

**Team Average**

**21.9**

**Coach** GLINICKI Holger Ingo  
**Assistant Coach** RICHARZ Peter

**Team Uniform Colour:**

**Light:** WHITE

**Dark:** BLACK

**Note:**  
Number of international games played provided by NPC

**Legend:**  
(C) Captain                      **C**                      Centre                      **F**                      Forward                      **G**                      Guard  
**Pos**                      Playing Position





**TEAM ROSTER** As of 5 SEP 2008

球队名单

**GBR - GREAT BRITAIN**

No.	Name	Pos	Sport Class	Date of Birth	Club - Season 2007/2008	Int'l Games Played
4	MACLEAN Caroline	G	2.0	19 APR 1975	ACES, AYLESBURY(GBR)	0
5	HARPER Joanne	G	1.0	21 JAN 1965	SHEFFIELD STEELERS, SHEFFIELD(GBR)	10
6	STRANGE Clare	G	1.5	18 SEP 1979	ACES, AYLESBURY(GBR)	0
7	FREEMAN Helen	F	4.0	23 NOV 1989	FORCE, LONDON(GBR)	40
8	WILD Ann	G	2.0	11 APR 1973	FORCE, LONDON(GBR)	0
9	JOHNSON Paula	F	2.5	13 OCT 1977	BARON IN FURRESS, CLUMBIA(GBR)	0
10	WAGER Sally	F	3.0	13 AUG 1981	RHINOS, WOLVERHAMPTON(GBR)	0
11	FOX Jill	G	1.5	11 MAR 1970	SHEFFIELD STEELERS, SHEFFIELD(GBR)	0
12	TURNER Helen	F	4.0	15 OCT 1977	FORCE, LONDON(GBR)	0
13	SUGDEN Louise	G	2.0	20 JUL 1984	FORCE, LONDON(GBR)	60
14	McDONALD Pauline	G	2.5	15 APR 1980	SWBC TIGERS, BRIGHTON(GBR)	15
15	MATTHEWS Caroline (C)	C	4.5	12 APR 1973	CELTS, CARDIFF(GBR)	77

**Team Average**

**2.8**

**Coach** PEEL Garry  
**Assistant Coach** BHANIA Haj Singh  
**Assistant Coach** FODEN Mathew

**Team Uniform Colour:**  
**Light:** WHITE  
**Dark:** RED

**Note:**  
Number of international games played provided by NPC

**Legend:**  
(C) Captain                      **C**                      Centre                      **F**                      Forward                      **G**                      Guard  
Pos                      Playing Position



TEAM ROSTER As of 5 SEP 2008

球队名单

JPN - JAPAN

No.	Name	Pos	Sport Class	Date of Birth	Club - Season 2007/2008	Int'l Games Played
4	BETTO Yuka	F	3.0	31 JUL 1971	BRILLIANT CATS, AICHI(JPN)	8
5	MASHIKO Megumi	G	3.0	02 JUL 1970	TEAM EARTH, FUKUSHIMA(JPN)	16
6	URAMOTO Miki	G	2.5	10 SEP 1981	KYUSHU DOLPHIN, FUKUOKA(JPN)	6
7	TANEDA Kimi	G	1.0	23 NOV 1974	PASSION, KOCHI(JPN)	5
8	KOSUZUKI Tomomi	F	3.5	06 APR 1979	BRILLIANT CATS, AICHI(JPN)	0
9	TAKABAYASHI Mika (C)	G	1.5	26 JUN 1971	BRILLIANT CATS, AICHI(JPN)	28
10	YOSHIDA Erika	F	1.0	23 AUG 1977	BRILLIANT CATS, AICHI(JPN)	12
11	KAWAKAMI Rie	F	1.0	08 APR 1971	ELFIN, GUNMA(JPN)	15
12	TAKUBO Ikumi	F	4.0	02 NOV 1982	WING, KANAGAWA(JPN)	9
13	SUGAHARA Naoko	C	4.5	30 MAY 1968	COCKTAIL, KYOTO(JPN)	16
14	SOEDA Tomoe	F	3.5	09 JAN 1975	WING, KANAGAWA(JPN)	11
15	AMIMOTO Mari	F	4.5	15 NOV 1988	COCKTAIL, KYOTO(JPN)	7

Team Average

1.6

**Coach** IWASA Yoshiaki  
**Assistant Coach** KIKUCHI Tetsuhiro

**Team Uniform Colour:**

**Light:** WHITE

**Dark:** BLUE

**Note:**  
Number of international games played provided by NPC

**Legend:**  
(C) Captain                      C                      Centre                      F                      Forward                      G                      Guard  
Pos                      Playing Position



**TEAM ROSTER** As of 5 SEP 2008

球队名单

**MEX - MEXICO**

No.	Name	Pos	Sport Class	Date of Birth	Club - Season 2007/2008	Int'l Games Played
4	VAZQUEZ SUAREZ Cecilia		2.5	19 DEC 1965	MDO.MEX, MEXICO(MEX)	92
5	RODRIGUEZ VELAZQUEZ Patricia	G	2.0	18 MAR 1967	JALISCO, GUADALAJARA	47
6	TORRES LOPEZ Rocio	C	3.5	09 OCT 1973	MDO.MEX, MEXICO(MEX)	42
7	ESTRADA BERNAL Floralia	C	4.0	08 AUG 1990	JALISCO, GUADALAJARA	4
8	PEREZ PACHECO Anaisa	G	2.5	16 JAN 1992	OAXACA, OAXACA	12
9	VAZQUEZ DELGADILLO Lucia (C)	F	4.0	20 DEC 1965	MDO.MEX, MEXICO(MEX)	86
10	CAMARA ARANGO Rosa	F	3.0	25 SEP 1956	D.F, D.F(MEX)	112
11	TORRES RODRIGUEZ Alma	G	3.0	06 SEP 1967	D.F, D.F	46
12	MIRANDA Claudia Magali	G	3.0	27 MAY 1978	D.F, D.F(MEX)	64
13	GUZMAN ACOSTA Rubicela	F	3.0	09 FEB 1977	JALISCO, JALISCO(MEX)	49
14	VERA Rosa Herlinda	G	2.0	18 FEB 1965	MDO.MEX, MDO.MEX(MEX)	71
15	GARCIA AMADOR Wendy	G	1.0	07 OCT 1980	D.F, D.F(MEX)	38

**Team Average**

**6.9**

**Coach** DAVILA Aaron  
**Assistant Coach** PIMENTEL Rene

**Team Uniform Colour:**

**Light:** WHITE

**Dark:** RED

**Note:**  
Number of international games played provided by NPC

**Legend:**  
(C) Captain                      **C**                      Centre                      **F**                      Forward                      **G**                      Guard  
Pos                      Playing Position



**TEAM ROSTER** As of 5 SEP 2008

球队名单

**NED - NETHERLANDS**

No.	Name	Pos	Sport Class	Date of Birth	Club - Season 2007/2008	Int'l Games Played
4	HUITZING Inge	G	4.5	19 APR 1974	SC DEVEDO, ERMELO(NED)	0
5	BOEKHOORN Patries	F	1.0	05 JUL 1970	SC DEVEDO, ERMELO(NED)	0
6	VISSER Jitske	F	1.0	29 OCT 1992	HSV BASKETBALL, HAREN(NED)	0
7	OOSTERBAAN Roos	G	1.5	18 MAY 1979	SC DEVEDO, ERMELO(NED)	0
8	PIETERSE Fleur	F	2.5	28 OCT 1978		0
9	GARNIER Petra (C)	C	4.5	05 NOV 1970	SC DEVEDO, ERMELO(NED)	0
10	RAMAEKERS Brenda	C	4.5	03 NOV 1985	JBC NOORDERHAVEN, DEN HELDER(NED)	0
11	KORVER Cher	G	2.5	11 AUG 1976	SC DEVEDO, ERMELO(NED)	0
12	BRAAM Sandra	F	1.0	30 MAY 1978	SC DEVEDO, ERMELO(NED)	0
13	VAN BERGEN Barbara	F	2.0	09 JUN 1978	ARROWS '81, ROTTERDAM(NED)	0
14	VERSLOOT Carina	F	3.0	10 MAY 1980	SC DEVEDO, ERMELO(NED)	0
15	van OOSTROM Elsbeth	C	4.5	21 JUN 1982	SC DEVEDO, ERMELO(NED)	0

**Team Average**

**0.0**

**Coach** LANSINK ROTGERINK Yvonne  
**Assistant Coach** van de BUNTE Kees

**Team Uniform Colour:**

**Light:** WHITE

**Dark:** ORANGE

**Note:**  
Number of international games played provided by NPC

**Legend:**  
(C) Captain                      **C**                      Centre                      **F**                      Forward                      **G**                      Guard  
Pos                      Playing Position



**TEAM ROSTER** As of 5 SEP 2008

球队名单

**USA - UNITED STATES of AMERICA**

No.	Name	Pos	Sport Class	Date of Birth	Club - Season 2007/2008	Int'l Games Played
4	MURRAY Becca	G	2.5	15 APR 1990	RIC SKY, CHICAGO, ILLINOIS(USA)	6
5	CISNEROS Patty (C)	G	2.0	12 NOV 1977	CHAMPAIGN FIRE, CHMPAIGN, ILLINOIS(USA)	37
6	HOSKINS Emily	G	1.0	30 JAN 1983	PHOENIX MERCURY, PHOENIX, ARIZONA(USA)	23
7	RUDELLE Jen	G	4.5	02 APR 1978	CHAMPAIGN FIRE, CHAMPAIGN ILLINOIS(USA)	31
8	SCHNEIDER Natalie	F	4.5	11 FEB 1983	U. OF ARIZONA, TUCSON, ARIZONA(USA)	0
9	NICHOLS Alana	G	2.5	21 APR 1983	U. OF ALABAMA, TUSCALOOSA, ALABAMA(USA)	16
10	WHEELER Stephanie	G	2.0	16 JAN 1981	U. OF ALABAMA, TUSCALOOSA, ALABAMA(USA)	33
11	CASTLE Sarah	G	2.5	22 JAN 1984	U. OF ILLINOIS, CHMPAIGN, ILLINOIS(USA)	17
12	RIPP Christina	G	2.5	31 JUL 1980	D. R. NUGGETS, DENVER, COLORAD	47
13	GONZALES Loraine	F	4.0	06 OCT 1977	LADY MAVERICKS, DALLAS, TEXAS(USA)	11
14	MILFORD Mary Allison	G	1.0	28 APR 1986	U. OF ALABAMA, TUSCALOOSA, ALABAMA(USA)	17
15	HOFFMAN Carlee	F	4.0	10 JUL 1986	UNIV OF ILLINOIS, CHMPAIGN, ILLINOIS(USA)	23

**Team Average**

**2.2**

**Coach** LYKINS Ronald  
**Assistant Coach** SIKORA John  
**Assistant Coach** TAYLOR Robert

**Team Uniform Colour:**  
**Light:** WHITE  
**Dark:** RED

**Note:**  
Number of international games played provided by NPC

**Legend:**  
(C) Captain      F Forward      G Guard      Pos Playing Position



## CUMULATIVE STATISTICS

累积技术统计表

### AUS - AUSTRALIA After 1 Game

No.	Name	Sport Class	GP	MIN	MPG	Field Goals		2 Points		3 Points		Free Throws		Rebounds			AS	TO	ST	BS	PF	FO	PTS	PPG
						M/A	%	M/A	%	M/A	%	M/A	%	OR	DR	TOT								
5	CRISPIN Cobi	4.0	1	15	15:00	8/13	62	8/13	62					1	7	8					1	16	16.0	
12	CHAPLIN Shelley	3.5	1	18	18:46	4/7	57	4/7	57			3/5	60		5	5		1	1		3	5	11	11.0
11	GAUCI Kylie	2.0	1	32	32:48	4/13	31	4/12	33	0/1	0	2/2	100	2	3	5	3	2	4		3	5	10	10.0
13	STEWART Sarah	3.0	1	28	28:08	5/10	50	5/10	50					1	3	4	2		1	2		10	10.0	
9	TESCH Liesl	4.0	1	23	23:06	2/6	33	2/6	33					2	6	8	4	1	3		2	4	4.0	
15	O'KELLY-KENNEDY Kathleen	4.0	1	10	10:00	2/7	29	2/7	29					2	1	3			1			4	4.0	
14	HILL Katie	3.0	1	10	10:38	1/6	17	1/6	17					1	2	3	1	1			1	2	2.0	
7	HALL Melanie	2.5	1	7	07:12	1/2	50	1/2	50								1				2	2	2.0	
10	BURZYNSKI Clare	1.0	1	20	20:32										3	3	1	1				0	0.0	
4	DOMASCHENZ Melanie	1.0	1	19	19:28	0/1	0	0/1	0											1	1	0	0.0	
8	McKENZIE Tina	3.0	1	8	08:26									1	1	2	1	3				0	0.0	
6	KEAN Bridie	4.0	1	5	05:56										2	2						0	0.0	
Team/Coach																								
Totals						27/65	42	27/64	42	0/1	0	5/7	71	11	38	49	13	10	9	4	13	10	59	59.0
Opponents						14/54	26	14/51	27	0/3	0	2/12	17	8	28	36	8	17	2		10	13	30	30.0

#### AVERAGES PER GAME

	AUS	Opponents
Points from Turnovers	14	2
Points in the Paint	44	2
Second Chance Points	12	8
Fast Break Points	4	0

	AUS	Opponents
Total Field Goals Made	0.0	0.0
2 Points Field Goals Made	0.0	0.0
3 Points Field Goals Made	0.0	0.0
Free Throws Made	0.0	0.0
Offensive Rebounds	0.0	0.0
Defensive Rebounds	0.0	0.0
Total Rebounds	0.0	0.0
Assists	0.0	0.0
Fouls	0.0	0.0
Turnovers	0.0	0.0
Steals	0.0	0.0
Blocked Shots	0.0	0.0
Points from Turnovers	14.0	2.0
Points in the Paint	44.0	2.0
Second Chance Points	12.0	8.0
Fast Break Points	4.0	0.0

#### Legend:

%	Shooting Percentage	AS	Assists	BS	Blocked Shots	DR	Defensive Rebounds
FO	Fouls On	GP	Games Played	M/A	Made/Attempt	MIN	Minutes Played
MPG	Minutes Played Per Game	OR	Offensive Rebounds	PF	Fouls	PPG	Points Per Game
PTS	Points	ST	Steals	TO	Turnovers	TOT	Total Rebounds

## CUMULATIVE STATISTICS

累积技术统计表

### AUS - AUSTRALIA After 2 Games

No.	Name	Sport Class	GP	MIN	MPG	Field Goals		2 Points		3 Points		Free Throws		Rebounds			AS	TO	ST	BS	PF	FO	PTS	PPG
						M/A	%	M/A	%	M/A	%	M/A	%	OR	DR	TOT								
9	TESCH Liesl	4.0	2	45	22:35	13/20	65	13/20	65			1/4	25	6	9	15	4	2	9	1	5	2	27	13.5
5	CRISPIN Cobi	4.0	2	31	15:38	13/20	65	13/20	65			1/3	33	2	12	14	1	3			1	2	27	13.5
12	CHAPLIN Shelley	3.5	2	38	19:06	9/19	47	9/19	47			4/6	67	3	7	10	1	5	2		4	7	22	11.0
13	STEWART Sarah	3.0	2	49	24:56	7/17	41	7/17	41			1/2	50	2	7	9	2		5	2	2	1	15	7.5
11	GAUCI Kylie	2.0	2	65	32:59	4/25	16	4/22	18	0/3	0	2/4	50	3	6	9	11	2	7		5	7	10	5.0
15	O'KELLY-KENNEDY Kathleen	4.0	2	18	09:14	3/14	21	3/14	21			4/4	100	4	3	7		1		1		3	10	5.0
14	HILL Katie	3.0	2	22	11:15	3/11	27	3/10	30	0/1	0			1	2	3	2	1	2		2		6	3.0
7	HALL Melanie	2.5	2	14	07:00	2/4	50	2/4	50						2	2	1				2		4	2.0
8	McKENZIE Tina	3.0	2	19	09:55	1/2	50	1/2	50					2	3	5	2	3			1	1	2	1.0
6	KEAN Bridie	4.0	2	14	07:19	1/2	50	1/2	50						3	3							2	1.0
10	BURZYNSKI Clare	1.0	2	41	20:50										5	5	2	3	1				0	0.0
4	DOMASCHENZ Melanie	1.0	2	38	19:10	0/2	0	0/2	0					2		2					1	2		0.0
Team/Coach																								
Totals						56/136	41	56/132	42	0/4	0	13/23	57	28	68	96	26	20	26	5	24	23	125	62.5
Opponents						26/101	26	26/96	27	0/5	0	8/25	32	18	57	75	16	44	4	1	23	24	60	30.0

#### AVERAGES PER GAME

	AUS	Opponents
Points from Turnovers	32	4
Points in the Paint	90	18
Second Chance Points	34	10
Fast Break Points	4	0

	AUS	Opponents
Total Field Goals Made	0.0	0.0
2 Points Field Goals Made	0.0	0.0
3 Points Field Goals Made	0.0	0.0
Free Throws Made	0.0	0.0
Offensive Rebounds	0.0	0.0
Defensive Rebounds	0.0	0.0
Total Rebounds	0.0	0.0
Assists	0.0	0.0
Fouls	0.0	0.0
Turnovers	0.0	0.0
Steals	0.0	0.0
Blocked Shots	0.0	0.0
Points from Turnovers	16.0	2.0
Points in the Paint	45.0	9.0
Second Chance Points	17.0	5.0
Fast Break Points	2.0	0.0

#### Legend:

%	Shooting Percentage	AS	Assists	BS	Blocked Shots	DR	Defensive Rebounds
FO	Fouls On	GP	Games Played	M/A	Made/Attempt	MIN	Minutes Played
MPG	Minutes Played Per Game	OR	Offensive Rebounds	PF	Fouls	PPG	Points Per Game
PTS	Points	ST	Steals	TO	Turnovers	TOT	Total Rebounds



## CUMULATIVE STATISTICS

累积技术统计表

### AUS - AUSTRALIA After 3 Games

No.	Name	Sport Class	GP	MIN	MPG	Field Goals		2 Points		3 Points		Free Throws		Rebounds			AS	TO	ST	BS	PF	FO	PTS	PPG
						M/A	%	M/A	%	M/A	%	M/A	%	OR	DR	TOT								
9	TESCH Liesl	4.0	3	75	25:01	18/32	56	18/31	58	0/1	0	1/4	25	7	19	26	5	3	12	2	8	4	37	12.3
5	CRISPIN Cobi	4.0	3	47	15:53	16/26	62	16/26	62			1/4	25	3	15	18	2	5	2		5	5	33	11.0
12	CHAPLIN Shelley	3.5	3	71	23:58	12/31	39	12/31	39			4/8	50	4	7	11	2	7	4		6	9	28	9.3
13	STEWART Sarah	3.0	3	73	24:36	11/28	39	11/28	39			1/2	50	3	10	13	2	2	5	2	4	1	23	7.7
11	GAUCI Kylie	2.0	3	104	34:58	7/32	22	7/29	24	0/3	0	2/4	50	3	8	11	16	8	10		8	9	16	5.3
15	O'KELLY-KENNEDY Kathleen	4.0	2	18	09:14	3/14	21	3/14	21			4/4	100	4	3	7		1		1		3	10	5.0
14	HILL Katie	3.0	3	31	10:35	4/13	31	4/12	33	0/1	0			1	2	3	2	1	2		2		8	2.7
8	McKENZIE Tina	3.0	3	26	08:52	2/4	50	2/4	50					2	3	5	2	3			2	1	4	1.3
7	HALL Melanie	2.5	3	15	05:01	2/4	50	2/4	50						2	2	1				2		4	1.3
6	KEAN Bridie	4.0	2	14	07:19	1/2	50	1/2	50						3	3							2	1.0
10	BURZYNSKI Clare	1.0	3	76	25:30	1/1	100	1/1	100						9	9	2	7	1		2		2	0.7
4	DOMASCHENZ Melanie	1.0	3	43	14:30	0/3	0	0/3	0					2		2				1	2	1	0	0.0
Team/Coach																						1		
Totals						77/190	41	77/185	42	0/5	0	13/26	50	33	91	124	34	37	36	6	42	33	167	55.7
Opponents						51/153	33	51/146	35	0/7	0	19/44	43	24	84	108	29	60	9	2	33	40	121	40.3

#### AVERAGES PER GAME

	AUS	Opponents
Points from Turnovers	40	9
Points in the Paint	124	56
Second Chance Points	38	12
Fast Break Points	6	2

	AUS	Opponents
Total Field Goals Made	0.0	0.0
2 Points Field Goals Made	0.0	0.0
3 Points Field Goals Made	0.0	0.0
Free Throws Made	0.0	0.0
Offensive Rebounds	0.0	0.0
Defensive Rebounds	0.0	0.0
Total Rebounds	0.0	0.0
Assists	0.0	0.0
Fouls	0.0	0.0
Turnovers	0.0	0.0
Steals	0.0	0.0
Blocked Shots	0.0	0.0
Points from Turnovers	13.3	3.0
Points in the Paint	41.3	18.6
Second Chance Points	12.7	4.0
Fast Break Points	2.0	0.6

#### Legend:

%	Shooting Percentage	AS	Assists	BS	Blocked Shots	DR	Defensive Rebounds
FO	Fouls On	GP	Games Played	M/A	Made/Attempt	MIN	Minutes Played
MPG	Minutes Played Per Game	OR	Offensive Rebounds	PF	Fouls	PPG	Points Per Game
PTS	Points	ST	Steals	TO	Turnovers	TOT	Total Rebounds





## CUMULATIVE STATISTICS

累积技术统计表

### AUS - AUSTRALIA After 4 Games

No.	Name	Sport Class	GP	MIN	MPG	Field Goals		2 Points		3 Points		Free Throws		Rebounds			AS	TO	ST	BS	PF	FO	PTS	PPG				
						M/A	%	M/A	%	M/A	%	M/A	%	OR	DR	TOT												
5	CRISPIN Cobi	4.0	4	76	19:12	26/44	59	26/42	62	0/2	0	4/9	44	4	19	23	3	7	3		9	10	56	14.0				
9	TESCH Liesl	4.0	4	101	25:25	21/42	50	21/40	53	0/2	0	2/9	22	10	26	36	7	4	13	3	12	8	44	11.0				
11	GAUCI Kylie	2.0	4	142	35:35	15/44	34	15/40	38	0/4	0	3/13	23	4	11	15	18	9	11		13	16	33	8.3				
12	CHAPLIN Shelley	3.5	4	95	23:45	13/36	36	13/36	36			4/8	50	5	9	14	2	7	5	1	10	10	30	7.5				
13	STEWART Sarah	3.0	4	99	24:59	11/33	33	11/33	33			2/6	33	3	12	15	2	3	6	3	8	4	24	6.0				
15	O'KELLY-KENNEDY Kathleen	4.0	2	18	09:14	3/14	21	3/14	21			4/4	100	4	3	7		1		1		3	10	5.0				
14	HILL Katie	3.0	4	36	09:04	5/15	33	5/14	36	0/1	0			1	2	3	2	1	2		2		10	2.5				
7	HALL Melanie	2.5	4	15	03:52	3/5	60	3/5	60						2	2	1				2		6	1.5				
10	BURZYNSKI Clare	1.0	4	115	28:46	2/2	100	2/2	100					1	12	13	2	8	1		4		4	1.0				
8	McKENZIE Tina	3.0	4	33	08:28	2/6	33	2/6	33					3	5	8	2	4			3	1	4	1.0				
6	KEAN Bridie	4.0	3	17	05:59	1/3	33	1/3	33						3	3					1		2	0.7				
4	DOMASCHENZ Melanie	1.0	4	47	11:47	0/3	0	0/3	0					2		2				1	3	1	0	0.0				
Team/Coach																					3				1			
Totals						102/247	41	102/238	43	0/9	0	19/49	39	41	114	155	39	47	41	9	68	53	223	55.8				
Opponents						78/206	38	78/199	39	0/7	0	29/67	43	35	115	150	41	76	10	2	54	66	185	46.3				

#### AVERAGES PER GAME

	AUS	Opponents
Points from Turnovers	48	16
Points in the Paint	160	98
Second Chance Points	44	23
Fast Break Points	8	2

	AUS	Opponents
Total Field Goals Made	0.0	0.0
2 Points Field Goals Made	0.0	0.0
3 Points Field Goals Made	0.0	0.0
Free Throws Made	0.0	0.0
Offensive Rebounds	0.0	0.0
Defensive Rebounds	0.0	0.0
Total Rebounds	0.0	0.0
Assists	0.0	0.0
Fouls	0.0	0.0
Turnovers	0.0	0.0
Steals	0.0	0.0
Blocked Shots	0.0	0.0
Points from Turnovers	12.0	4.0
Points in the Paint	40.0	24.5
Second Chance Points	11.0	5.7
Fast Break Points	2.0	0.5

#### Legend:

%	Shooting Percentage	AS	Assists	BS	Blocked Shots	DR	Defensive Rebounds
FO	Fouls On	GP	Games Played	M/A	Made/Attempt	MIN	Minutes Played
MPG	Minutes Played Per Game	OR	Offensive Rebounds	PF	Fouls	PPG	Points Per Game
PTS	Points	ST	Steals	TO	Turnovers	TOT	Total Rebounds



## CUMULATIVE STATISTICS

累积技术统计表

### AUS - AUSTRALIA After 5 Games

No.	Name	Sport Class	GP	MIN	MPG	Field Goals		2 Points		3 Points		Free Throws		Rebounds			AS	TO	ST	BS	PF	FO	PTS	PPG					
						M/A	%	M/A	%	M/A	%	M/A	%	OR	DR	TOT													
5	CRISPIN Cobi	4.0	5	99	19:55	30/49	61	30/47	64	0/2	0	6/15	40	5	23	28	5	10	5		14	14	66	13.2					
9	TESCH Liesl	4.0	5	129	25:52	24/50	48	24/48	50	0/2	0	4/16	25	12	32	44	11	5	17	3	15	15	52	10.4					
11	GAUCI Kylie	2.0	5	182	36:28	17/52	33	17/46	37	0/6	0	6/17	35	5	14	19	21	15	13		16	19	40	8.0					
13	STEWART Sarah	3.0	5	126	25:20	18/45	40	18/45	40			3/10	30	3	14	17	2	5	7	3	12	7	39	7.8					
12	CHAPLIN Shelley	3.5	5	118	23:41	17/44	39	17/44	39			5/14	36	6	10	16	2	9	6	1	12	16	39	7.8					
15	O'KELLY-KENNEDY Kathleen	4.0	3	24	08:12	4/15	27	4/15	27			4/4	100	4	5	9	1	1	1	1		4	12	4.0					
14	HILL Katie	3.0	5	38	07:40	5/18	28	5/17	29	0/1	0			1	2	3	2	1	2		2		10	2.0					
7	HALL Melanie	2.5	4	15	03:52	3/5	60	3/5	60						2	2	1				2		6	1.5					
8	McKENZIE Tina	3.0	5	45	09:01	2/8	25	2/8	25			2/4	50	3	6	9	3	5			3	4	6	1.2					
10	BURZYNSKI Clare	1.0	5	152	30:32	2/5	40	2/5	40					1	15	16	3	9	1	1	6		4	0.8					
6	KEAN Bridie	4.0	3	17	05:59	1/3	33	1/3	33						3	3					1		2	0.7					
4	DOMASCHENZ Melanie	1.0	5	49	09:55	0/3	0	0/3	0					2		2					1	4	1	0.0					
Team/Coach																						3				1			
Totals						123/297	41	123/286	43	0/11	0	30/80	38	47	141	188	51	63	52	10	88	80	276	55.2					
Opponents						98/259	38	98/248	40	0/11	0	38/84	45	44	147	191	52	96	20	3	81	85	234	46.8					

#### AVERAGES PER GAME

	AUS	Opponents
Points from Turnovers	66	25
Points in the Paint	194	122
Second Chance Points	46	29
Fast Break Points	10	4

	AUS	Opponents
Total Field Goals Made	0.0	0.0
2 Points Field Goals Made	0.0	0.0
3 Points Field Goals Made	0.0	0.0
Free Throws Made	0.0	0.0
Offensive Rebounds	0.0	0.0
Defensive Rebounds	0.0	0.0
Total Rebounds	0.0	0.0
Assists	0.0	0.0
Fouls	0.0	0.0
Turnovers	0.0	0.0
Steals	0.0	0.0
Blocked Shots	0.0	0.0
Points from Turnovers	13.2	5.0
Points in the Paint	38.8	24.3
Second Chance Points	9.2	5.7
Fast Break Points	2.0	0.8

#### Legend:

%	Shooting Percentage	AS	Assists	BS	Blocked Shots	DR	Defensive Rebounds
FO	Fouls On	GP	Games Played	M/A	Made/Attempt	MIN	Minutes Played
MPG	Minutes Played Per Game	OR	Offensive Rebounds	PF	Fouls	PPG	Points Per Game
PTS	Points	ST	Steals	TO	Turnovers	TOT	Total Rebounds



## CUMULATIVE STATISTICS

累积技术统计表

### AUS - AUSTRALIA After 6 Games

No.	Name	Sport Class	GP	MIN	MPG	Field Goals		2 Points		3 Points		Free Throws		Rebounds			AS	TO	ST	BS	PF	FO	PTS	PPG				
						M/A	%	M/A	%	M/A	%	M/A	%	OR	DR	TOT												
5	CRISPIN Cobi	4.0	6	129	21:32	35/60	58	35/56	63	0/4	0	7/17	41	5	30	35	6	16	6		15	15	77	12.8				
9	TESCH Liesl	4.0	6	152	25:21	29/62	47	29/60	48	0/2	0	4/18	22	15	39	54	12	8	19	3	15	17	62	10.3				
11	GAUCI Kylie	2.0	6	219	36:39	22/63	35	22/56	39	0/7	0	6/19	32	6	15	21	23	20	14		20	21	50	8.3				
13	STEWART Sarah	3.0	6	164	27:24	21/52	40	21/52	40			4/13	31	4	25	29	3	8	9	3	14	9	46	7.7				
12	CHAPLIN Shelley	3.5	6	141	23:35	19/48	40	19/48	40			8/20	40	6	13	19	4	13	7	1	16	21	46	7.7				
15	O'KELLY-KENNEDY Kathleen	4.0	4	29	07:15	5/17	29	5/17	29			4/4	100	4	5	9	1	1	1	1		4	14	3.5				
14	HILL Katie	3.0	5	38	07:40	5/18	28	5/17	29	0/1	0			1	2	3	2	1	2		2		10	2.0				
7	HALL Melanie	2.5	5	17	03:34	3/5	60	3/5	60					1	2	3	1				2		6	1.2				
8	McKENZIE Tina	3.0	6	47	07:53	2/8	25	2/8	25			2/4	50	3	7	10	3	6			3	4	6	1.0				
10	BURZYNSKI Clare	1.0	6	189	31:36	2/6	33	2/6	33					1	17	18	4	11	2	1	9		4	0.7				
6	KEAN Bridie	4.0	3	17	05:59	1/3	33	1/3	33						3	3					1		2	0.7				
4	DOMASCHENZ Melanie	1.0	6	52	08:46	0/3	0	0/3	0					2		2					1	4	1	0.0				
Team/Coach																					6				1			
Totals						144/345	42	144/331	44	0/14	0	35/95	37	53	176	229	59	90	60	10	102	92	323	53.8				
Opponents						122/329	37	121/314	39	1/15	7	49/106	46	60	176	236	61	107	33	5	93	99	294	49.0				

#### AVERAGES PER GAME

	AUS	Opponents
Points from Turnovers	76	42
Points in the Paint	230	152
Second Chance Points	50	43
Fast Break Points	10	6

	AUS	Opponents
Total Field Goals Made	0.0	0.0
2 Points Field Goals Made	0.0	0.0
3 Points Field Goals Made	0.0	0.0
Free Throws Made	0.0	0.0
Offensive Rebounds	0.0	0.0
Defensive Rebounds	0.0	0.0
Total Rebounds	0.0	0.0
Assists	0.0	0.0
Fouls	0.0	0.0
Turnovers	0.0	0.0
Steals	0.0	0.0
Blocked Shots	0.0	0.0
Points from Turnovers	12.7	7.0
Points in the Paint	38.3	25.3
Second Chance Points	8.3	7.1
Fast Break Points	1.7	1.0

#### Legend:

%	Shooting Percentage	AS	Assists	BS	Blocked Shots	DR	Defensive Rebounds
FO	Fouls On	GP	Games Played	M/A	Made/Attempt	MIN	Minutes Played
MPG	Minutes Played Per Game	OR	Offensive Rebounds	PF	Fouls	PPG	Points Per Game
PTS	Points	ST	Steals	TO	Turnovers	TOT	Total Rebounds



## CUMULATIVE STATISTICS

累积技术统计表

### AUS - AUSTRALIA After 6 Games

No.	Name	Sport Class	GP	MIN	MPG	Field Goals		2 Points		3 Points		Free Throws		Rebounds			AS	TO	ST	BS	PF	FO	PTS	PPG				
						M/A	%	M/A	%	M/A	%	M/A	%	OR	DR	TOT												
5	CRISPIN Cobi	4.0	6	129	21:32	35/60	58	35/56	63	0/4	0	7/17	41	5	30	35	6	16	6		15	15	77	12.8				
9	TESCH Liesl	4.0	6	152	25:21	29/62	47	29/60	48	0/2	0	4/18	22	15	39	54	12	8	19	3	15	17	62	10.3				
11	GAUCI Kylie	2.0	6	219	36:39	22/63	35	22/56	39	0/7	0	6/19	32	6	15	21	23	20	14		20	21	50	8.3				
13	STEWART Sarah	3.0	6	164	27:24	21/52	40	21/52	40			4/13	31	4	25	29	3	8	9	3	14	9	46	7.7				
12	CHAPLIN Shelley	3.5	6	141	23:35	19/48	40	19/48	40			8/20	40	6	13	19	4	13	7	1	16	21	46	7.7				
15	O'KELLY-KENNEDY Kathleen	4.0	4	29	07:15	5/17	29	5/17	29			4/4	100	4	5	9	1	1	1	1		4	14	3.5				
14	HILL Katie	3.0	5	38	07:40	5/18	28	5/17	29	0/1	0			1	2	3	2	1	2		2		10	2.0				
7	HALL Melanie	2.5	5	17	03:34	3/5	60	3/5	60					1	2	3	1				2		6	1.2				
8	McKENZIE Tina	3.0	6	47	07:53	2/8	25	2/8	25			2/4	50	3	7	10	3	6			3	4	6	1.0				
10	BURZYNSKI Clare	1.0	6	189	31:36	2/6	33	2/6	33					1	17	18	4	11	2	1	9		4	0.7				
6	KEAN Bridie	4.0	3	17	05:59	1/3	33	1/3	33						3	3					1		2	0.7				
4	DOMASCHENZ Melanie	1.0	6	52	08:46	0/3	0	0/3	0					2		2					1	4	1	0.0				
Team/Coach																					6				1			
Totals						144/345	42	144/331	44	0/14	0	35/95	37	53	176	229	59	90	60	10	102	92	323	53.8				
Opponents						122/329	37	121/314	39	1/15	7	49/106	46	60	176	236	61	107	33	5	93	99	294	49.0				

#### AVERAGES PER GAME

	AUS	Opponents
Points from Turnovers	76	42
Points in the Paint	230	152
Second Chance Points	50	43
Fast Break Points	10	6

	AUS	Opponents
Total Field Goals Made	24.0	20.3
2 Points Field Goals Made	24.0	20.2
3 Points Field Goals Made		0.2
Free Throws Made	5.8	8.2
Offensive Rebounds	8.8	10.0
Defensive Rebounds	29.3	29.3
Total Rebounds	38.2	39.3
Assists	9.8	10.2
Fouls	17.0	15.5
Turnovers	15.0	17.8
Steals	10.0	5.5
Blocked Shots	1.7	0.8
Points from Turnovers	12.7	7.0
Points in the Paint	38.3	25.3
Second Chance Points	8.3	7.1
Fast Break Points	1.7	1.0

#### Legend:

%	Shooting Percentage	AS	Assists	BS	Blocked Shots	DR	Defensive Rebounds
FO	Fouls On	GP	Games Played	M/A	Made/Attempt	MIN	Minutes Played
MPG	Minutes Played Per Game	OR	Offensive Rebounds	PF	Fouls	PPG	Points Per Game
PTS	Points	ST	Steals	TO	Turnovers	TOT	Total Rebounds



## CUMULATIVE STATISTICS

累积技术统计表

### AUS - AUSTRALIA After 7 Games

No.	Name	Sport Class	GP	MIN	MPG	Field Goals		2 Points		3 Points		Free Throws		Rebounds			AS	TO	ST	BS	PF	FO	PTS	PPG					
						M/A	%	M/A	%	M/A	%	M/A	%	OR	DR	TOT													
5	CRISPIN Cobi	4.0	7	148	21:08	40/72	56	40/68	59	0/4	0	7/17	41	6	33	39	7	16	6		18	16	87	12.4					
9	TESCH Liesl	4.0	7	181	25:59	37/73	51	37/71	52	0/2	0	4/20	20	16	52	68	13	11	22	3	16	19	78	11.1					
11	GAUCI Kylie	2.0	7	244	34:57	26/73	36	25/64	39	1/9	11	7/23	30	6	21	27	27	28	15		23	25	60	8.6					
13	STEWART Sarah	3.0	7	186	26:35	25/60	42	25/60	42			5/16	31	6	32	38	4	10	9	3	17	12	55	7.9					
12	CHAPLIN Shelley	3.5	7	169	24:11	22/55	40	22/55	40			8/20	40	10	16	26	8	19	7	1	18	24	52	7.4					
15	O'KELLY-KENNEDY Kathleen	4.0	4	29	07:15	5/17	29	5/17	29			4/4	100	4	5	9	1	1	1	1		4	14	3.5					
14	HILL Katie	3.0	6	43	07:17	5/20	25	5/19	26	0/1	0			2	2	4	2	1	2		3		10	1.7					
7	HALL Melanie	2.5	6	23	03:51	3/5	60	3/5	60					1	2	3	1				2		6	1.0					
10	BURZYNSKI Clare	1.0	7	215	30:47	3/7	43	3/7	43					1	20	21	6	11	3	1	12		6	0.9					
8	McKENZIE Tina	3.0	7	52	07:29	2/9	22	2/9	22			2/4	50	4	7	11	3	7	1		3	5	6	0.9					
6	KEAN Bridie	4.0	4	19	04:49	1/4	25	1/4	25						3	3		1			1		2	0.5					
4	DOMASCHENZ Melanie	1.0	7	56	08:06	0/3	0	0/3	0					2		2					1	5	1	0	0.0				
Team/Coach																						6				1			
Totals						169/398	42	168/382	44	1/16	6	37/104	36	64	211	275	72	111	66	10	119	106	376	53.7					
Opponents						139/391	36	136/372	37	3/19	16	60/123	49	72	197	269	68	117	43	5	107	116	341	48.7					

#### AVERAGES PER GAME

	AUS	Opponents
Points from Turnovers	82	55
Points in the Paint	272	174
Second Chance Points	60	53
Fast Break Points	10	6

	AUS	Opponents
Total Field Goals Made	24.1	19.9
2 Points Field Goals Made	24.0	19.4
3 Points Field Goals Made	0.1	0.4
Free Throws Made	5.3	8.6
Offensive Rebounds	9.1	10.3
Defensive Rebounds	30.1	28.1
Total Rebounds	39.3	38.4
Assists	10.3	9.7
Fouls	17.0	15.3
Turnovers	15.9	16.7
Steals	9.4	6.1
Blocked Shots	1.4	0.7
Points from Turnovers	11.7	7.8
Points in the Paint	38.9	24.8
Second Chance Points	8.6	7.5
Fast Break Points	1.4	0.8

#### Legend:

%	Shooting Percentage	AS	Assists	BS	Blocked Shots	DR	Defensive Rebounds
FO	Fouls On	GP	Games Played	M/A	Made/Attempt	MIN	Minutes Played
MPG	Minutes Played Per Game	OR	Offensive Rebounds	PF	Fouls	PPG	Points Per Game
PTS	Points	ST	Steals	TO	Turnovers	TOT	Total Rebounds



## CUMULATIVE STATISTICS

累积技术统计表

### BRA - BRAZIL After 1 Game

No.	Name	Sport Class	GP	MIN	MPG	Field Goals		2 Points		3 Points		Free Throws		Rebounds			AS	TO	ST	BS	PF	FO	PTS	PPG
						M/A	%	M/A	%	M/A	%	M/A	%	OR	DR	TOT								
11	MORAES Jucilene	4.0	1	39	39:40	5/30	17	5/28	18	0/2	0	1/5	20	1	3	4	7	6			3	8	11	11.0
9	MARTINS Lia Soares	4.5	1	30	30:00	5/10	50	5/10	50						3	3		4	1		2	3	10	10.0
6	MAFRA Naildes	2.0	1	35	35:36	3/6	50	3/6	50			0/2	0		2	2		2			4	2	6	6.0
10	SANTOS Monica Andrade	4.5	1	10	10:00	1/2	50	1/2	50			1/2	50		2	2			1			1	3	3.0
4	REIS Cleonete	2.0	1	40	40:00	1/4	25	1/4	25					2	9	11		1			3	1	2	2.0
7	FARIAS Andreia Cristina	1.0	1	40	40:00	0/2	0	0/2	0					2	2	4					1		0	0.0
8	SILVA RAMOS Rosalia	2.0	1	4	04:24										2	2							0	0.0
5	COSTA Debora	4.0	0	0	00:00																		0	0.0
12	PANTOJA Ozineide	2.5	0	0	00:00																		0	0.0
13	GOMES Elizabeth	1.0	0	0	00:00																		0	0.0
14	FERRAO Helena	4.0	0	0	00:00																		0	0.0
15	ALMEIDA Vileide	4.5	0	0	00:00																		0	0.0
Team/Coach																								
Totals						15/54	28	15/52	29	0/2	0	2/9	22	6	26	32	7	13	2		13	15	32	32.0
Opponents						29/62	47	29/59	49	0/3	0	4/8	50	10	36	46	19	11	7	1	15	13	62	62.0

#### AVERAGES PER GAME

	BRA	Opponents
Points from Turnovers	6	15
Points in the Paint	20	48
Second Chance Points	2	10
Fast Break Points	2	0

	BRA	Opponents
Total Field Goals Made	0.0	0.0
2 Points Field Goals Made	0.0	0.0
3 Points Field Goals Made	0.0	0.0
Free Throws Made	0.0	0.0
Offensive Rebounds	0.0	0.0
Defensive Rebounds	0.0	0.0
Total Rebounds	0.0	0.0
Assists	0.0	0.0
Fouls	0.0	0.0
Turnovers	0.0	0.0
Steals	0.0	0.0
Blocked Shots	0.0	0.0
Points from Turnovers	6.0	15.0
Points in the Paint	20.0	48.0
Second Chance Points	2.0	10.0
Fast Break Points	2.0	0.0

#### Legend:

%	Shooting Percentage	AS	Assists	BS	Blocked Shots	DR	Defensive Rebounds
FO	Fouls On	GP	Games Played	M/A	Made/Attempt	MIN	Minutes Played
MPG	Minutes Played Per Game	OR	Offensive Rebounds	PF	Fouls	PPG	Points Per Game
PTS	Points	ST	Steals	TO	Turnovers	TOT	Total Rebounds



## CUMULATIVE STATISTICS

累积技术统计表

### BRA - BRAZIL After 2 Games

No.	Name	Sport Class	GP	MIN	MPG	Field Goals		2 Points		3 Points		Free Throws		Rebounds			AS	TO	ST	BS	PF	FO	PTS	PPG				
						M/A	%	M/A	%	M/A	%	M/A	%	OR	DR	TOT												
11	MORAES Jucilene	4.0	2	79	39:50	7/46	15	7/42	17	0/4	0	5/10	50	1	12	13	13	16			3	13	19	9.5				
9	MARTINS Lia Soares	4.5	2	69	34:34	9/25	36	9/25	36			1/2	50	4	11	15	1	10	2	1	4	4	19	9.5				
6	MAFRA Naildes	2.0	2	72	36:03	6/14	43	6/14	43			0/2	0		4	4	1	4			8	2	12	6.0				
4	REIS Cleonete	2.0	2	80	40:00	3/8	38	3/8	38			0/4	0	4	14	18		5	1		5	5	6	3.0				
10	SANTOS Monica Andrade	4.5	2	10	05:25	2/3	67	2/3	67			1/2	50		3	3			1			1	5	2.5				
7	FARIAS Andreia Cristina	1.0	2	79	39:58	0/5	0	0/5	0			1/2	50	5	3	8		1			6	1	1	0.5				
8	SILVA RAMOS Rosalia	2.0	2	7	03:57										2	2		1					0	0.0				
13	GOMES Elizabeth	1.0	1	0	00:03																		0	0.0				
5	COSTA Debora	4.0	0	0	00:00																		0	0.0				
12	PANTOJA Ozineide	2.5	0	0	00:00																		0	0.0				
14	FERRAO Helena	4.0	0	0	00:00																		0	0.0				
15	ALMEIDA Vileide	4.5	0	0	00:00																		0	0.0				
Team/Coach																					3							
Totals						27/101	27	27/97	28	0/4	0	8/22	36	16	55	71	15	40	4	1	26	26	62	31.0				
Opponents						58/133	44	58/127	46	0/6	0	12/24	50	27	66	93	32	21	24	2	26	26	128	64.0				

#### AVERAGES PER GAME

	BRA	Opponents
Points from Turnovers	8	33
Points in the Paint	36	94
Second Chance Points	4	32
Fast Break Points	2	0

	BRA	Opponents
Total Field Goals Made	0.0	0.0
2 Points Field Goals Made	0.0	0.0
3 Points Field Goals Made	0.0	0.0
Free Throws Made	0.0	0.0
Offensive Rebounds	0.0	0.0
Defensive Rebounds	0.0	0.0
Total Rebounds	0.0	0.0
Assists	0.0	0.0
Fouls	0.0	0.0
Turnovers	0.0	0.0
Steals	0.0	0.0
Blocked Shots	0.0	0.0
Points from Turnovers	4.0	16.5
Points in the Paint	18.0	47.0
Second Chance Points	2.0	16.0
Fast Break Points	1.0	0.0

#### Legend:

%	Shooting Percentage	AS	Assists	BS	Blocked Shots	DR	Defensive Rebounds
FO	Fouls On	GP	Games Played	M/A	Made/Attempt	MIN	Minutes Played
MPG	Minutes Played Per Game	OR	Offensive Rebounds	PF	Fouls	PPG	Points Per Game
PTS	Points	ST	Steals	TO	Turnovers	TOT	Total Rebounds



## CUMULATIVE STATISTICS

累积技术统计表

### BRA - BRAZIL After 3 Games

No.	Name	Sport Class	GP	MIN	MPG	Field Goals		2 Points		3 Points		Free Throws		Rebounds			AS	TO	ST	BS	PF	FO	PTS	PPG					
						M/A	%	M/A	%	M/A	%	M/A	%	OR	DR	TOT													
11	MORAES Jucilene	4.0	3	119	39:53	12/69	17	12/61	20	0/8	0	7/15	47	1	18	19	16	25	2		6	18	31	10.3					
9	MARTINS Lia Soares	4.5	3	87	29:00	12/34	35	12/34	35			2/4	50	4	14	18	1	12	3	2	6	5	26	8.7					
6	MAFRA Naildes	2.0	3	112	37:22	8/23	35	8/23	35			0/2	0	1	5	6	2	6			9	2	16	5.3					
10	SANTOS Monica Andrade	4.5	3	30	10:09	5/10	50	5/10	50			1/2	50	1	8	9		1	1	1		1	11	3.7					
4	REIS Cleonete	2.0	3	117	39:04	3/12	25	3/12	25			0/4	0	7	19	26		7	1		9	6	6	2.0					
7	FARIAS Andreia Cristina	1.0	3	117	39:09	0/6	0	0/6	0			1/2	50	5	4	9		1			8	1	1	0.3					
8	SILVA RAMOS Rosalia	2.0	3	10	03:27	0/1	0	0/1	0						2	2		1					0	0.0					
12	PANTOJA Ozineide	2.5	1	2	02:48																		0	0.0					
5	COSTA Debora	4.0	1	2	02:29																		0	0.0					
13	GOMES Elizabeth	1.0	1	0	00:03																		0	0.0					
14	FERRAO Helena	4.0	0	0	00:00																		0	0.0					
15	ALMEIDA Vileide	4.5	0	0	00:00																		0	0.0					
Team/Coach																						4							
Totals						40/155	26	40/147	27	0/8	0	11/29	38	23	82	105	19	57	7	3	38	33	91	30.3					
Opponents						88/203	43	88/197	45	0/6	0	13/32	41	42	102	144	44	30	31	2	34	38	189	63.0					

#### AVERAGES PER GAME

	BRA	Opponents
Points from Turnovers	10	45
Points in the Paint	50	142
Second Chance Points	4	44
Fast Break Points	2	4

	BRA	Opponents
Total Field Goals Made	0.0	0.0
2 Points Field Goals Made	0.0	0.0
3 Points Field Goals Made	0.0	0.0
Free Throws Made	0.0	0.0
Offensive Rebounds	0.0	0.0
Defensive Rebounds	0.0	0.0
Total Rebounds	0.0	0.0
Assists	0.0	0.0
Fouls	0.0	0.0
Turnovers	0.0	0.0
Steals	0.0	0.0
Blocked Shots	0.0	0.0
Points from Turnovers	3.3	15.0
Points in the Paint	16.7	47.3
Second Chance Points	1.3	14.6
Fast Break Points	0.7	1.3

#### Legend:

%	Shooting Percentage	AS	Assists	BS	Blocked Shots	DR	Defensive Rebounds
FO	Fouls On	GP	Games Played	M/A	Made/Attempt	MIN	Minutes Played
MPG	Minutes Played Per Game	OR	Offensive Rebounds	PF	Fouls	PPG	Points Per Game
PTS	Points	ST	Steals	TO	Turnovers	TOT	Total Rebounds





## CUMULATIVE STATISTICS

累积技术统计表

### BRA - BRAZIL After 4 Games

No.	Name	Sport Class	GP	MIN	MPG	Field Goals		2 Points		3 Points		Free Throws		Rebounds			AS	TO	ST	BS	PF	FO	PTS	PPG				
						M/A	%	M/A	%	M/A	%	M/A	%	OR	DR	TOT												
11	MORAES Jucilene	4.0	4	159	39:55	20/89	22	20/78	26	0/11	0	7/15	47	1	20	21	21	32	2		8	19	47	11.8				
9	MARTINS Lia Soares	4.5	4	112	28:00	15/48	31	15/48	31			3/5	60	5	24	29	1	17	3	2	6	8	33	8.3				
4	REIS Cleonete	2.0	4	157	39:18	8/20	40	8/20	40			1/7	14	10	24	34		13	1		12	10	17	4.3				
6	MAFRA Naildes	2.0	4	127	31:55	8/24	33	8/24	33			0/2	0	2	7	9	2	8	1		12	3	16	4.0				
10	SANTOS Monica Andrade	4.5	4	42	10:43	5/13	38	5/13	38			1/4	25	3	12	15		3	1	1	1	2	11	2.8				
7	FARIAS Andreia Cristina	1.0	4	154	38:43	1/8	13	1/8	13			1/3	33	6	6	12		4	1		8	3	3	0.8				
8	SILVA RAMOS Rosalia	2.0	4	37	09:20	1/2	50	1/2	50					1	4	5		3	1		2	1	2	0.5				
12	PANTOJA Ozineide	2.5	1	2	02:48																		0	0.0				
14	FERRAO Helena	4.0	1	2	02:34	0/1	0	0/1	0						1	1							0	0.0				
5	COSTA Debora	4.0	1	2	02:29																		0	0.0				
13	GOMES Elizabeth	1.0	1	0	00:03																		0	0.0				
15	ALMEIDA Vileide	4.5	0	0	00:00																		0	0.0				
Team/Coach																						4						
Totals						58/205	28	58/194	30	0/11	0	13/36	36	32	115	147	24	84	10	3	49	46	129	32.3				
Opponents						118/271	44	118/264	45	0/7	0	21/47	45	50	127	177	66	35	48	4	47	49	257	64.3				

#### AVERAGES PER GAME

	BRA	Opponents
Points from Turnovers	13	71
Points in the Paint	74	184
Second Chance Points	6	48
Fast Break Points	4	4

	BRA	Opponents
Total Field Goals Made	0.0	0.0
2 Points Field Goals Made	0.0	0.0
3 Points Field Goals Made	0.0	0.0
Free Throws Made	0.0	0.0
Offensive Rebounds	0.0	0.0
Defensive Rebounds	0.0	0.0
Total Rebounds	0.0	0.0
Assists	0.0	0.0
Fouls	0.0	0.0
Turnovers	0.0	0.0
Steals	0.0	0.0
Blocked Shots	0.0	0.0
Points from Turnovers	3.3	17.7
Points in the Paint	18.5	46.0
Second Chance Points	1.5	12.0
Fast Break Points	1.0	1.0

#### Legend:

%	Shooting Percentage	AS	Assists	BS	Blocked Shots	DR	Defensive Rebounds
FO	Fouls On	GP	Games Played	M/A	Made/Attempt	MIN	Minutes Played
MPG	Minutes Played Per Game	OR	Offensive Rebounds	PF	Fouls	PPG	Points Per Game
PTS	Points	ST	Steals	TO	Turnovers	TOT	Total Rebounds



## CUMULATIVE STATISTICS

累积技术统计表

### BRA - BRAZIL After 5 Games

No.	Name	Sport Class	GP	MIN	MPG	Field Goals		2 Points		3 Points		Free Throws		Rebounds			AS	TO	ST	BS	PF	FO	PTS	PPG					
						M/A	%	M/A	%	M/A	%	M/A	%	OR	DR	TOT													
11	MORAES Jucilene	4.0	5	199	39:54	24/103	23	24/91	26	0/12	0	12/26	46	1	25	26	30	40	4		13	31	60	12.0					
9	MARTINS Lia Soares	4.5	5	141	28:16	20/61	33	20/61	33			4/6	67	7	32	39	1	19	6	2	7	10	44	8.8					
6	MAFRA Naildes	2.0	5	167	33:32	13/32	41	13/32	41			1/3	33	3	8	11	2	9	1		16	4	27	5.4					
4	REIS Cleonete	2.0	5	197	39:26	11/26	42	11/26	42			2/9	22	10	30	40	1	16	1		14	12	24	4.8					
10	SANTOS Monica Andrade	4.5	5	46	09:18	5/14	36	5/14	36			1/4	25	3	13	16		3	1	1	1	2	11	2.2					
7	FARIAS Andreia Cristina	1.0	5	194	38:58	2/10	20	2/10	20			1/3	33	6	10	16	1	5	2		10	3	5	1.0					
8	SILVA RAMOS Rosalia	1.5	4	37	09:20	1/2	50	1/2	50					1	4	5		3	1		2	1	2	0.5					
5	COSTA Debora	4.0	2	7	03:47	0/1	0			0/1	0	0/2	0									1	0	0.0					
12	PANTOJA Ozineide	2.5	2	2	01:28																		0	0.0					
14	FERRAO Helena	4.0	1	2	02:34	0/1	0	0/1	0						1	1							0	0.0					
15	ALMEIDA Vileide	4.5	1	2	02:01							0/2	0				1				1	1	0	0.0					
13	GOMES Elizabeth	1.0	1	0	00:03																		0	0.0					
Team/Coach																						5			1				
Totals						76/250	30	76/237	32	0/13	0	21/55	38	35	146	181	35	101	16	3	65	65	173	34.6					
Opponents						140/329	43	138/316	44	2/13	15	29/67	43	60	154	214	76	47	56	4	66	64	311	62.2					

#### AVERAGES PER GAME

	BRA	Opponents
Points from Turnovers	19	79
Points in the Paint	108	212
Second Chance Points	8	57
Fast Break Points	4	4

	BRA	Opponents
Total Field Goals Made	0.0	0.0
2 Points Field Goals Made	0.0	0.0
3 Points Field Goals Made	0.0	0.0
Free Throws Made	0.0	0.0
Offensive Rebounds	0.0	0.0
Defensive Rebounds	0.0	0.0
Total Rebounds	0.0	0.0
Assists	0.0	0.0
Fouls	0.0	0.0
Turnovers	0.0	0.0
Steals	0.0	0.0
Blocked Shots	0.0	0.0
Points from Turnovers	3.8	15.8
Points in the Paint	21.6	42.3
Second Chance Points	1.6	11.4
Fast Break Points	0.8	0.8

#### Legend:

%	Shooting Percentage	AS	Assists	BS	Blocked Shots	DR	Defensive Rebounds
FO	Fouls On	GP	Games Played	M/A	Made/Attempt	MIN	Minutes Played
MPG	Minutes Played Per Game	OR	Offensive Rebounds	PF	Fouls	PPG	Points Per Game
PTS	Points	ST	Steals	TO	Turnovers	TOT	Total Rebounds



## CUMULATIVE STATISTICS

累积技术统计表

### BRA - BRAZIL After 5 Games

No.	Name	Sport Class	GP	MIN	MPG	Field Goals		2 Points		3 Points		Free Throws		Rebounds			AS	TO	ST	BS	PF	FO	PTS	PPG					
						M/A	%	M/A	%	M/A	%	M/A	%	OR	DR	TOT													
11	MORAES Jucilene	4.0	5	199	39:54	24/103	23	24/91	26	0/12	0	12/26	46	1	25	26	30	40	4		13	31	60	12.0					
9	MARTINS Lia Soares	4.5	5	141	28:16	20/61	33	20/61	33			4/6	67	7	32	39	1	19	6	2	7	10	44	8.8					
6	MAFRA Naildes	2.0	5	167	33:32	13/32	41	13/32	41			1/3	33	3	8	11	2	9	1		16	4	27	5.4					
4	REIS Cleonete	2.0	5	197	39:26	11/26	42	11/26	42			2/9	22	10	30	40	1	16	1		14	12	24	4.8					
10	SANTOS Monica Andrade	4.5	5	46	09:18	5/14	36	5/14	36			1/4	25	3	13	16		3	1	1	1	2	11	2.2					
7	FARIAS Andreia Cristina	1.0	5	194	38:58	2/10	20	2/10	20			1/3	33	6	10	16	1	5	2		10	3	5	1.0					
8	SILVA RAMOS Rosalia	1.5	4	37	09:20	1/2	50	1/2	50					1	4	5		3	1		2	1	2	0.5					
5	COSTA Debora	4.0	2	7	03:47	0/1	0			0/1	0	0/2	0									1	0	0.0					
12	PANTOJA Ozineide	2.5	2	2	01:28																		0	0.0					
14	FERRAO Helena	4.0	1	2	02:34	0/1	0	0/1	0						1	1							0	0.0					
15	ALMEIDA Vileide	4.5	1	2	02:01							0/2	0				1				1	1	0	0.0					
13	GOMES Elizabeth	1.0	1	0	00:03																		0	0.0					
Team/Coach																						5			1				
Totals						76/250	30	76/237	32	0/13	0	21/55	38	35	146	181	35	101	16	3	65	65	173	34.6					
Opponents						140/329	43	138/316	44	2/13	15	29/67	43	60	154	214	76	47	56	4	66	64	311	62.2					

#### AVERAGES PER GAME

	BRA	Opponents
Points from Turnovers	19	79
Points in the Paint	108	212
Second Chance Points	8	57
Fast Break Points	4	4

	BRA	Opponents
Total Field Goals Made	15.2	28.0
2 Points Field Goals Made	15.2	27.6
3 Points Field Goals Made		0.4
Free Throws Made	4.2	5.8
Offensive Rebounds	7.0	12.0
Defensive Rebounds	29.2	30.8
Total Rebounds	36.2	42.8
Assists	7.0	15.2
Fouls	13.0	13.2
Turnovers	20.2	9.4
Steals	3.2	11.2
Blocked Shots	0.6	0.8
Points from Turnovers	3.8	15.8
Points in the Paint	21.6	42.3
Second Chance Points	1.6	11.4
Fast Break Points	0.8	0.8

#### Legend:

%	Shooting Percentage	AS	Assists	BS	Blocked Shots	DR	Defensive Rebounds
FO	Fouls On	GP	Games Played	M/A	Made/Attempt	MIN	Minutes Played
MPG	Minutes Played Per Game	OR	Offensive Rebounds	PF	Fouls	PPG	Points Per Game
PTS	Points	ST	Steals	TO	Turnovers	TOT	Total Rebounds



## CUMULATIVE STATISTICS

累积技术统计表

### CHN - CHINA After 1 Game

No.	Name	Sport Class	GP	MIN	MPG	Field Goals		2 Points		3 Points		Free Throws		Rebounds			AS	TO	ST	BS	PF	FO	PTS	PPG
						M/A	%	M/A	%	M/A	%	M/A	%	OR	DR	TOT								
8	YANG Chao	4.0	1	10	10:00	2/6	33	0/2	0	2/4	50	1/2	50		2	2	1	3			2	2	7	7.0
15	ZHENG Donghuai	3.0	1	10	10:00	1/2	50	0/1	0	1/1	100				1	1		1				3	3.0	
10	CHEN Damei	3.0	1	20	20:00	1/4	25	1/4	25					3	2	5		1		1		2	2.0	
9	ZHENG Ran	3.5	1	10	10:00	1/8	13	1/5	20	0/3	0			3	2	5		4	1		2		2	2.0
11	CHEN Qirong	1.0	1	10	10:00	1/3	33	1/3	33						2	2			1			2	2	2.0
13	LI Yanhua	1.5	1	10	10:00	1/2	50	1/1	100	0/1	0						1	1			1	2	2	2.0
5	GU Li	4.5	1	10	10:00												1	1		3	1	0	0.0	
12	LIU Mihuan	1.5	1	10	10:00												1					0	0.0	
14	WANG Lei	1.0	1	10	10:00																1	0	0.0	
4	ZHANG Santao	4.0	0	0	00:00																	0	0.0	
6	HAO Wenhua	4.0	0	0	00:00																	0	0.0	
7	FU Yongqing	4.0	0	0	00:00	1/6	17	1/4	25	0/2	0	3/4	75		1	1					3	3	5	0.0
Team/Coach																								
Totals						8/31	26	5/20	25	3/11	27	4/6	67	6	10	16	2	12	3	1	11	9	23	23.0
Opponents						17/30	57	11/19	58	6/11	55	3/5	60	9	11	20	6	6	6	1	8	10	43	43.0

#### AVERAGES PER GAME

	CHN	Opponents
Points from Turnovers	2	7
Points in the Paint	4	14
Second Chance Points	0	6
Fast Break Points	4	2

	CHN	Opponents
Total Field Goals Made	0.0	0.0
2 Points Field Goals Made	0.0	0.0
3 Points Field Goals Made	0.0	0.0
Free Throws Made	0.0	0.0
Offensive Rebounds	0.0	0.0
Defensive Rebounds	0.0	0.0
Total Rebounds	0.0	0.0
Assists	0.0	0.0
Fouls	0.0	0.0
Turnovers	0.0	0.0
Steals	0.0	0.0
Blocked Shots	0.0	0.0
Points from Turnovers	2.0	7.0
Points in the Paint	4.0	14.0
Second Chance Points	0.0	6.0
Fast Break Points	4.0	2.0

#### Legend:

%	Shooting Percentage	AS	Assists	BS	Blocked Shots	DR	Defensive Rebounds
FO	Fouls On	GP	Games Played	M/A	Made/Attempt	MIN	Minutes Played
MPG	Minutes Played Per Game	OR	Offensive Rebounds	PF	Fouls	PPG	Points Per Game
PTS	Points	ST	Steals	TO	Turnovers	TOT	Total Rebounds



## CUMULATIVE STATISTICS

累积技术统计表

### CAN - CANADA After 1 Game

No.	Name	Sport Class	GP	MIN	MPG	Field Goals		2 Points		3 Points		Free Throws		Rebounds			AS	TO	ST	BS	PF	FO	PTS	PPG
						M/A	%	M/A	%	M/A	%	M/A	%	OR	DR	TOT								
9	BENOIT Chantal	3.5	1	28	28:03	6/13	46	6/13	46			2/4	50	1	5	6	3	3			2	6	14	14.0
14	THOMAS Misty	4.5	1	29	29:40	5/10	50	5/9	56	0/1	0	1/1	100		10	10	6	1	1		2	4	11	11.0
7	OUELLET Cindy	3.5	1	15	15:20	5/8	63	5/8	63					3		3	4	2			1	1	10	10.0
6	OHAMA Kendra	2.5	1	20	20:51	3/6	50	3/6	50								2	3			3	2	6	6.0
10	HARNOCK Katie	2.5	1	11	11:58	3/6	50	3/6	50						2	2		1				1	6	6.0
5	McLACHLAN Janet	4.5	1	5	05:07	2/5	40	2/4	50	0/1	0			1	1	2		1				1	4	4.0
4	KREMPIEN Jennifer	1.0	1	34	34:22	1/1	100	1/1	100			1/1	100		2	2					1		3	3.0
13	RADKE Lori	4.5	1	11	11:57	1/2	50	1/2	50			1/2	50		5	5	3				2	1	3	3.0
15	FESER Tara	4.5	1	5	05:16	1/3	33	1/3	33						3	3							2	2.0
11	PETTINICCHI Sabrina	1.5	1	31	31:51	0/8	0	0/7	0	0/1	0				1	1	1			1	1	0	0.0	
12	FRANKS Lisa	1.0	1	5	05:35														1				0	0.0
8	FERGUSON Tracey	3.0	0	0	00:00																		0	0.0
Team/Coach																								
Totals						27/62	44	27/59	46	0/3	0	5/8	63	5	31	36	17	10	5	1	12	17	59	59.0
Opponents						15/59	25	15/55	27	0/4	0	2/7	29	15	31	46	9	22	4		17	12	32	32.0

#### AVERAGES PER GAME

	CAN	Opponents
Points from Turnovers	16	0
Points in the Paint	44	24
Second Chance Points	9	10
Fast Break Points	0	2

	CAN	Opponents
Total Field Goals Made	0.0	0.0
2 Points Field Goals Made	0.0	0.0
3 Points Field Goals Made	0.0	0.0
Free Throws Made	0.0	0.0
Offensive Rebounds	0.0	0.0
Defensive Rebounds	0.0	0.0
Total Rebounds	0.0	0.0
Assists	0.0	0.0
Fouls	0.0	0.0
Turnovers	0.0	0.0
Steals	0.0	0.0
Blocked Shots	0.0	0.0
Points from Turnovers	16.0	0.0
Points in the Paint	44.0	24.0
Second Chance Points	9.0	10.0
Fast Break Points	0.0	2.0

#### Legend:

%	Shooting Percentage	AS	Assists	BS	Blocked Shots	DR	Defensive Rebounds
FO	Fouls On	GP	Games Played	M/A	Made/Attempt	MIN	Minutes Played
MPG	Minutes Played Per Game	OR	Offensive Rebounds	PF	Fouls	PPG	Points Per Game
PTS	Points	ST	Steals	TO	Turnovers	TOT	Total Rebounds



## CUMULATIVE STATISTICS

累积技术统计表

### CAN - CANADA After 2 Games

No.	Name	Sport Class	GP	MIN	MPG	Field Goals		2 Points		3 Points		Free Throws		Rebounds			AS	TO	ST	BS	PF	FO	PTS	PPG				
						M/A	%	M/A	%	M/A	%	M/A	%	OR	DR	TOT												
14	THOMAS Misty	4.5	2	56	28:21	11/29	38	11/27	41	0/2	0	4/7	57	2	19	21	7	2	2	1	6	9	26	13.0				
10	HARNOCK Katie	2.5	2	37	18:50	7/13	54	6/12	50	1/1	100			1	6	7	1	2	1		1	3	15	7.5				
9	BENOIT Chantal	3.5	2	34	17:23	6/14	43	6/14	43			2/8	25	1	6	7	3	5			2	8	14	7.0				
11	PETTINICCHI Sabrina	1.5	2	56	28:15	5/21	24	5/20	25	0/1	0	0/2	0	3	3	6	3	1	2		5	3	10	5.0				
6	OHAMA Kendra	2.5	2	40	20:04	5/12	42	5/12	42					1		1	1	3	3		3	3	10	5.0				
7	OUELLET Cindy	3.5	2	19	09:53	5/9	56	5/9	56					4		4	6	2			3	1	10	5.0				
5	McLACHLAN Janet	4.5	2	16	08:17	4/11	36	4/9	44	0/2	0	1/2	50	3	5	8		2	2		1	4	9	4.5				
4	KREMPIEN Jennifer	1.0	2	72	36:25	3/3	100	3/3	100			1/2	50		4	4	1	1			5	1	7	3.5				
13	RADKE Lori	4.5	2	27	13:45	3/7	43	3/6	50	0/1	0	1/2	50	2	8	10	4	1	1		3	1	7	3.5				
15	FESER Tara	4.5	2	12	06:01	1/4	25	1/4	25						5	5					2		2	1.0				
12	FRANKS Lisa	1.0	2	10	05:01							1/2	50							1	1	1	1	0.5				
8	FERGUSON Tracey	3.0	1	15	15:24	0/4	0	0/4	0						1	1					2		0	0.0				
Team/Coach																						1						
Totals						50/127	39	49/120	41	1/7	14	10/25	40	18	60	78	26	22	11	2	34	34	111	55.5				
Opponents						39/117	33	39/111	35	0/6	0	9/29	31	27	66	93	23	36	12		34	34	87	43.5				

#### AVERAGES PER GAME

	CAN	Opponents
Points from Turnovers	22	2
Points in the Paint	74	56
Second Chance Points	19	14
Fast Break Points	0	4

	CAN	Opponents
Total Field Goals Made	0.0	0.0
2 Points Field Goals Made	0.0	0.0
3 Points Field Goals Made	0.0	0.0
Free Throws Made	0.0	0.0
Offensive Rebounds	0.0	0.0
Defensive Rebounds	0.0	0.0
Total Rebounds	0.0	0.0
Assists	0.0	0.0
Fouls	0.0	0.0
Turnovers	0.0	0.0
Steals	0.0	0.0
Blocked Shots	0.0	0.0
Points from Turnovers	11.0	1.0
Points in the Paint	37.0	28.0
Second Chance Points	9.5	7.0
Fast Break Points	0.0	2.0

#### Legend:

%	Shooting Percentage	AS	Assists	BS	Blocked Shots	DR	Defensive Rebounds
FO	Fouls On	GP	Games Played	M/A	Made/Attempt	MIN	Minutes Played
MPG	Minutes Played Per Game	OR	Offensive Rebounds	PF	Fouls	PPG	Points Per Game
PTS	Points	ST	Steals	TO	Turnovers	TOT	Total Rebounds



## CUMULATIVE STATISTICS

累积技术统计表

### CAN - CANADA After 3 Games

No.	Name	Sport Class	GP	MIN	MPG	Field Goals		2 Points		3 Points		Free Throws		Rebounds			AS	TO	ST	BS	PF	FO	PTS	PPG				
						M/A	%	M/A	%	M/A	%	M/A	%	OR	DR	TOT												
14	THOMAS Misty	4.5	3	72	24:15	15/39	38	14/33	42	1/6	17	9/14	64	5	26	31	9	3	5	1	7	12	40	13.3				
10	HARNOCK Katie	2.5	3	53	17:59	12/23	52	11/22	50	1/1	100			1	7	8	2	3	3	1	1	3	25	8.3				
9	BENOIT Chantal	3.5	3	54	18:15	10/25	40	10/25	40			2/16	13	4	6	10	6	8	2		2	12	22	7.3				
5	McLACHLAN Janet	4.5	3	28	09:31	8/15	53	8/13	62	0/2	0	1/2	50	3	11	14	1	3	2		3	4	17	5.7				
7	OUELLET Cindy	3.5	3	38	12:59	7/14	50	7/13	54	0/1	0	0/3	0	6	1	7	8	3	1		3	4	14	4.7				
11	PETTINICCHI Sabrina	1.5	3	84	28:10	6/26	23	6/25	24	0/1	0	0/2	0	4	8	12	6	2	2		5	4	12	4.0				
4	KREMPIEN Jennifer	1.0	3	102	34:18	5/6	83	5/6	83			1/2	50	1	5	6	1	4			6	1	11	3.7				
6	OHAMA Kendra	2.5	3	49	16:39	5/14	36	5/13	38	0/1	0			1	1	2	3	3	4		4	3	10	3.3				
13	RADKE Lori	4.5	3	39	13:08	4/11	36	4/10	40	0/1	0	1/4	25	4	11	15	6	2	4	1	5	3	9	3.0				
15	FESER Tara	4.5	3	25	08:38	4/12	33	4/11	36	0/1	0				9	9	1	2			2		8	2.7				
12	FRANKS Lisa	1.0	3	25	08:37	1/2	50	1/2	50			1/2	50							1	1	1	3	1.0				
8	FERGUSON Tracey	3.0	2	22	11:10	1/7	14	1/7	14					1	1	2		2			3	2	2	1.0				
Team/Coach																						1						
Totals						78/194	40	76/180	42	2/14	14	15/45	33	35	92	127	43	36	23	4	42	47	173	57.7				
Opponents						60/179	34	60/170	35	0/9	0	11/38	29	40	94	134	36	57	19	1	48	42	131	43.7				

#### AVERAGES PER GAME

	CAN	Opponents
Points from Turnovers	39	12
Points in the Paint	112	90
Second Chance Points	35	20
Fast Break Points	2	6

	CAN	Opponents
Total Field Goals Made	0.0	0.0
2 Points Field Goals Made	0.0	0.0
3 Points Field Goals Made	0.0	0.0
Free Throws Made	0.0	0.0
Offensive Rebounds	0.0	0.0
Defensive Rebounds	0.0	0.0
Total Rebounds	0.0	0.0
Assists	0.0	0.0
Fouls	0.0	0.0
Turnovers	0.0	0.0
Steals	0.0	0.0
Blocked Shots	0.0	0.0
Points from Turnovers	13.0	4.0
Points in the Paint	37.3	30.0
Second Chance Points	11.7	6.6
Fast Break Points	0.7	2.0

#### Legend:

%	Shooting Percentage	AS	Assists	BS	Blocked Shots	DR	Defensive Rebounds
FO	Fouls On	GP	Games Played	M/A	Made/Attempt	MIN	Minutes Played
MPG	Minutes Played Per Game	OR	Offensive Rebounds	PF	Fouls	PPG	Points Per Game
PTS	Points	ST	Steals	TO	Turnovers	TOT	Total Rebounds



## CUMULATIVE STATISTICS

累积技术统计表

### CAN - CANADA After 4 Games

No.	Name	Sport Class	GP	MIN	MPG	Field Goals		2 Points		3 Points		Free Throws		Rebounds			AS	TO	ST	BS	PF	FO	PTS	PPG					
						M/A	%	M/A	%	M/A	%	M/A	%	OR	DR	TOT													
14	THOMAS Misty	4.5	4	90	22:36	19/51	37	18/43	42	1/8	13	13/20	65	8	32	40	10	4	10	1	7	19	52	13.0					
9	BENOIT Chantal	3.5	4	79	19:51	16/38	42	16/36	44	0/2	0	4/21	19	7	7	14	11	9	5		3	16	36	9.0					
5	McLACHLAN Janet	4.5	4	46	11:32	15/27	56	15/25	60	0/2	0	2/3	67	5	15	20	1	3	2		4	5	32	8.0					
10	HARNOCK Katie	2.5	4	80	20:07	14/28	50	13/27	48	1/1	100			2	9	11	4	5	4	1	1	3	29	7.3					
7	OUELLET Cindy	3.5	4	55	13:51	11/24	46	11/22	50	0/2	0	0/3	0	7	3	10	8	4	1		3	4	22	5.5					
6	OHAMA Kendra	2.5	4	73	18:21	9/20	45	9/19	47	0/1	0	2/2	100	1	1	2	5	7	4		5	4	20	5.0					
11	PETTINICCHI Sabrina	1.5	3	84	28:10	6/26	23	6/25	24	0/1	0	0/2	0	4	8	12	6	2	2		5	4	12	4.0					
13	RADKE Lori	4.5	4	50	12:44	7/14	50	7/13	54	0/1	0	1/5	20	6	13	19	7	3	5	1	6	4	15	3.8					
4	KREMPIEN Jennifer	1.0	4	131	32:51	6/11	55	6/11	55			1/2	50	2	5	7	2	5	1		8	1	13	3.3					
15	FESER Tara	4.5	4	29	07:18	4/12	33	4/11	36	0/1	0				9	9	2	2			2		8	2.0					
8	FERGUSON Tracey	3.0	2	22	11:10	1/7	14	1/7	14					1	1	2		2			3		2	1.0					
12	FRANKS Lisa	1.0	4	56	14:03	1/3	33	1/3	33			1/2	50	1	2	3			2	1	1	3	3	0.8					
Team/Coach																						2							
Totals						109/261	42	107/242	44	2/19	11	24/60	40	51	115	166	56	48	36	4	48	63	244	61.0					
Opponents						76/220	35	74/205	36	2/15	13	15/45	33	42	118	160	42	83	26	1	64	48	169	42.3					

#### AVERAGES PER GAME

	CAN	Opponents
Points from Turnovers	63	19
Points in the Paint	162	116
Second Chance Points	55	20
Fast Break Points	6	8

	CAN	Opponents
Total Field Goals Made	0.0	0.0
2 Points Field Goals Made	0.0	0.0
3 Points Field Goals Made	0.0	0.0
Free Throws Made	0.0	0.0
Offensive Rebounds	0.0	0.0
Defensive Rebounds	0.0	0.0
Total Rebounds	0.0	0.0
Assists	0.0	0.0
Fouls	0.0	0.0
Turnovers	0.0	0.0
Steals	0.0	0.0
Blocked Shots	0.0	0.0
Points from Turnovers	15.8	4.7
Points in the Paint	40.5	29.0
Second Chance Points	13.8	5.0
Fast Break Points	1.5	2.0

#### Legend:

%	Shooting Percentage	AS	Assists	BS	Blocked Shots	DR	Defensive Rebounds
FO	Fouls On	GP	Games Played	M/A	Made/Attempt	MIN	Minutes Played
MPG	Minutes Played Per Game	OR	Offensive Rebounds	PF	Fouls	PPG	Points Per Game
PTS	Points	ST	Steals	TO	Turnovers	TOT	Total Rebounds





## CUMULATIVE STATISTICS

累积技术统计表

### CAN - CANADA After 5 Games

No.	Name	Sport Class	GP	MIN	MPG	Field Goals		2 Points		3 Points		Free Throws		Rebounds			AS	TO	ST	BS	PF	FO	PTS	PPG				
						M/A	%	M/A	%	M/A	%	M/A	%	OR	DR	TOT												
14	THOMAS Misty	4.5	5	125	25:06	27/68	40	26/58	45	1/10	10	18/28	64	9	45	54	12	8	14	2	9	23	73	14.6				
9	BENOIT Chantal	3.5	5	99	19:56	17/43	40	17/40	43	0/3	0	4/23	17	7	9	16	14	11	5		7	17	38	7.6				
5	McLACHLAN Janet	4.5	5	51	10:14	17/29	59	17/27	63	0/2	0	2/3	67	6	19	25	1	3	2		5	6	36	7.2				
10	HARNOCK Katie	2.5	5	92	18:26	14/32	44	13/30	43	1/2	50			2	10	12	4	6	4	1	1	4	29	5.8				
6	OHAMA Kendra	2.5	5	84	16:58	10/24	42	10/23	43	0/1	0	2/2	100	3	1	4	6	8	4		6	4	22	4.4				
7	OUELLET Cindy	3.5	5	60	12:08	11/25	44	11/23	48	0/2	0	0/3	0	7	3	10	9	4	1		4	4	22	4.4				
8	FERGUSON Tracey	3.0	3	45	15:02	5/15	33	5/15	33			3/5	60	3	3	6	2	9			6	5	13	4.3				
11	PETTINICCHI Sabrina	1.5	4	102	25:35	7/28	25	7/27	26	0/1	0	0/2	0	6	8	14	6	2	2		9	4	14	3.5				
13	RADKE Lori	4.5	5	60	12:02	7/14	50	7/13	54	0/1	0	2/7	29	6	14	20	8	4	7	1	8	8	16	3.2				
15	FESER Tara	4.5	5	37	07:31	7/17	41	7/16	44	0/1	0				12	12	2	3	1		5		14	2.8				
4	KREMPIEN Jennifer	1.0	5	171	34:16	6/14	43	6/14	43			1/2	50	3	8	11	3	6	3		11	3	13	2.6				
12	FRANKS Lisa	1.0	5	69	13:50	1/5	20	1/5	20			1/2	50	1	3	4			3	1	4	4	3	0.6				
Team/Coach																						4						
Totals						129/314	41	127/291	44	2/23	9	33/77	43	60	147	207	67	68	46	5	75	82	293	58.6				
Opponents						97/270	36	95/253	38	2/17	12	26/76	34	48	145	193	54	99	37	2	84	75	222	44.4				

#### AVERAGES PER GAME

	CAN	Opponents
Points from Turnovers	72	37
Points in the Paint	186	150
Second Chance Points	61	22
Fast Break Points	8	10

	CAN	Opponents
Total Field Goals Made	0.0	0.0
2 Points Field Goals Made	0.0	0.0
3 Points Field Goals Made	0.0	0.0
Free Throws Made	0.0	0.0
Offensive Rebounds	0.0	0.0
Defensive Rebounds	0.0	0.0
Total Rebounds	0.0	0.0
Assists	0.0	0.0
Fouls	0.0	0.0
Turnovers	0.0	0.0
Steals	0.0	0.0
Blocked Shots	0.0	0.0
Points from Turnovers	14.4	7.4
Points in the Paint	37.2	30.0
Second Chance Points	12.2	4.4
Fast Break Points	1.6	2.0

#### Legend:

%	Shooting Percentage	AS	Assists	BS	Blocked Shots	DR	Defensive Rebounds
FO	Fouls On	GP	Games Played	M/A	Made/Attempt	MIN	Minutes Played
MPG	Minutes Played Per Game	OR	Offensive Rebounds	PF	Fouls	PPG	Points Per Game
PTS	Points	ST	Steals	TO	Turnovers	TOT	Total Rebounds



## CUMULATIVE STATISTICS

累积技术统计表

### CAN - CANADA After 6 Games

No.	Name	Sport Class	GP	MIN	MPG	Field Goals		2 Points		3 Points		Free Throws		Rebounds			AS	TO	ST	BS	PF	FO	PTS	PPG				
						M/A	%	M/A	%	M/A	%	M/A	%	OR	DR	TOT												
14	THOMAS Misty	4.5	6	148	24:45	31/82	38	30/72	42	1/10	10	18/28	64	11	53	64	13	11	15	5	12	23	81	13.5				
5	McLACHLAN Janet	4.5	6	74	12:21	26/49	53	25/46	54	1/3	33	3/5	60	9	24	33	1	3	6	1	7	6	56	9.3				
9	BENOIT Chantal	3.5	6	117	19:35	20/49	41	20/46	43	0/3	0	6/27	22	8	10	18	15	12	6		8	19	46	7.7				
7	OUELLET Cindy	3.5	6	77	12:51	15/32	47	15/30	50	0/2	0	0/5	0	7	4	11	10	4	2		4	6	30	5.0				
10	HARNOCK Katie	2.5	6	102	17:05	14/32	44	13/30	43	1/2	50			2	10	12	5	6	4	1	1	5	29	4.8				
8	FERGUSON Tracey	3.0	3	45	15:02	5/15	33	5/15	33			3/5	60	3	3	6	2	9			6	5	13	4.3				
11	PETTINICCHI Sabrina	1.5	5	140	28:04	10/35	29	10/34	29	0/1	0	1/6	17	7	9	16	11	2	2		10	8	21	4.2				
6	OHAMA Kendra	2.5	6	96	16:06	10/27	37	10/26	38	0/1	0	2/2	100	4	1	5	7	9	4		6	4	22	3.7				
13	RADKE Lori	4.5	6	72	12:03	7/16	44	7/15	47	0/1	0	2/7	29	6	15	21	9	4	8	1	9	10	16	2.7				
4	KREMPIEN Jennifer	1.0	6	211	35:14	6/17	35	6/17	35			3/4	75	3	8	11	3	7	4		11	4	15	2.5				
15	FESER Tara	4.5	6	41	06:56	7/19	37	7/18	39	0/1	0			1	13	14	2	3	2		5	1	14	2.3				
12	FRANKS Lisa	1.0	6	71	11:51	1/5	20	1/5	20			1/2	50	1	3	4			3	1	4	4	3	0.5				
Team/Coach																						4						
Totals						152/378	40	149/354	42	3/24	13	39/91	43	71	169	240	78	74	56	9	83	95	346	57.7				
Opponents						120/320	38	118/303	39	2/17	12	26/81	32	55	178	233	63	119	39	3	98	82	268	44.7				

#### AVERAGES PER GAME

	CAN	Opponents
Points from Turnovers	84	41
Points in the Paint	220	184
Second Chance Points	63	24
Fast Break Points	8	10

	CAN	Opponents
Total Field Goals Made	0.0	0.0
2 Points Field Goals Made	0.0	0.0
3 Points Field Goals Made	0.0	0.0
Free Throws Made	0.0	0.0
Offensive Rebounds	0.0	0.0
Defensive Rebounds	0.0	0.0
Total Rebounds	0.0	0.0
Assists	0.0	0.0
Fouls	0.0	0.0
Turnovers	0.0	0.0
Steals	0.0	0.0
Blocked Shots	0.0	0.0
Points from Turnovers	14.0	6.8
Points in the Paint	36.7	30.6
Second Chance Points	10.5	4.0
Fast Break Points	1.3	1.6

#### Legend:

%	Shooting Percentage	AS	Assists	BS	Blocked Shots	DR	Defensive Rebounds
FO	Fouls On	GP	Games Played	M/A	Made/Attempt	MIN	Minutes Played
MPG	Minutes Played Per Game	OR	Offensive Rebounds	PF	Fouls	PPG	Points Per Game
PTS	Points	ST	Steals	TO	Turnovers	TOT	Total Rebounds



## CUMULATIVE STATISTICS

累积技术统计表

### CAN - CANADA After 6 Games

No.	Name	Sport Class	GP	MIN	MPG	Field Goals		2 Points		3 Points		Free Throws		Rebounds			AS	TO	ST	BS	PF	FO	PTS	PPG				
						M/A	%	M/A	%	M/A	%	M/A	%	OR	DR	TOT												
14	THOMAS Misty	4.5	6	148	24:45	31/82	38	30/72	42	1/10	10	18/28	64	11	53	64	13	11	15	5	12	23	81	13.5				
5	McLACHLAN Janet	4.5	6	74	12:21	26/49	53	25/46	54	1/3	33	3/5	60	9	24	33	1	3	6	1	7	6	56	9.3				
9	BENOIT Chantal	3.5	6	117	19:35	20/49	41	20/46	43	0/3	0	6/27	22	8	10	18	15	12	6		8	19	46	7.7				
7	OUELLET Cindy	3.5	6	77	12:51	15/32	47	15/30	50	0/2	0	0/5	0	7	4	11	10	4	2		4	6	30	5.0				
10	HARNOCK Katie	2.5	6	102	17:05	14/32	44	13/30	43	1/2	50			2	10	12	5	6	4	1	1	5	29	4.8				
8	FERGUSON Tracey	3.0	3	45	15:02	5/15	33	5/15	33			3/5	60	3	3	6	2	9			6	5	13	4.3				
11	PETTINICCHI Sabrina	1.5	5	140	28:04	10/35	29	10/34	29	0/1	0	1/6	17	7	9	16	11	2	2		10	8	21	4.2				
6	OHAMA Kendra	2.5	6	96	16:06	10/27	37	10/26	38	0/1	0	2/2	100	4	1	5	7	9	4		6	4	22	3.7				
13	RADKE Lori	4.5	6	72	12:03	7/16	44	7/15	47	0/1	0	2/7	29	6	15	21	9	4	8	1	9	10	16	2.7				
4	KREMPIEN Jennifer	1.0	6	211	35:14	6/17	35	6/17	35			3/4	75	3	8	11	3	7	4		11	4	15	2.5				
15	FESER Tara	4.5	6	41	06:56	7/19	37	7/18	39	0/1	0			1	13	14	2	3	2		5	1	14	2.3				
12	FRANKS Lisa	1.0	6	71	11:51	1/5	20	1/5	20			1/2	50	1	3	4			3	1	4	4	3	0.5				
Team/Coach																						4						
Totals						152/378	40	149/354	42	3/24	13	39/91	43	71	169	240	78	74	56	9	83	95	346	57.7				
Opponents						120/320	38	118/303	39	2/17	12	26/81	32	55	178	233	63	119	39	3	98	82	268	44.7				

#### AVERAGES PER GAME

	CAN	Opponents
Points from Turnovers	84	41
Points in the Paint	220	184
Second Chance Points	63	24
Fast Break Points	8	10

	CAN	Opponents
Total Field Goals Made	25.3	20.0
2 Points Field Goals Made	24.8	19.7
3 Points Field Goals Made	0.5	0.3
Free Throws Made	6.5	4.3
Offensive Rebounds	11.8	9.2
Defensive Rebounds	28.2	29.7
Total Rebounds	40.0	38.8
Assists	13.0	10.5
Fouls	13.8	16.3
Turnovers	12.3	19.8
Steals	9.3	6.5
Blocked Shots	1.5	0.5
Points from Turnovers	14.0	6.8
Points in the Paint	36.7	30.6
Second Chance Points	10.5	4.0
Fast Break Points	1.3	1.6

#### Legend:

%	Shooting Percentage	AS	Assists	BS	Blocked Shots	DR	Defensive Rebounds
FO	Fouls On	GP	Games Played	M/A	Made/Attempt	MIN	Minutes Played
MPG	Minutes Played Per Game	OR	Offensive Rebounds	PF	Fouls	PPG	Points Per Game
PTS	Points	ST	Steals	TO	Turnovers	TOT	Total Rebounds



## CUMULATIVE STATISTICS

累积技术统计表

### CAN - CANADA After 7 Games

No.	Name	Sport Class	GP	MIN	MPG	Field Goals		2 Points		3 Points		Free Throws		Rebounds			AS	TO	ST	BS	PF	FO	PTS	PPG					
						M/A	%	M/A	%	M/A	%	M/A	%	OR	DR	TOT													
14	THOMAS Misty	4.5	7	155	22:14	32/87	37	31/77	40	1/10	10	18/28	64	11	54	65	14	11	16	5	12	24	83	11.9					
9	BENOIT Chantal	3.5	7	142	20:23	25/60	42	25/57	44	0/3	0	9/31	29	11	11	22	15	13	9		9	25	59	8.4					
5	McLACHLAN Janet	4.5	7	79	11:19	27/51	53	26/48	54	1/3	33	3/5	60	10	29	39	1	3	6	1	8	6	58	8.3					
8	FERGUSON Tracey	3.0	4	64	16:06	10/26	38	10/26	38			4/9	44	3	6	9	3	13	1		7	7	24	6.0					
11	PETTINICCHI Sabrina	1.5	6	169	28:14	16/42	38	15/40	38	1/2	50	2/7	29	7	15	22	12	4	2		13	10	35	5.8					
7	OUELLET Cindy	3.5	7	91	13:03	16/35	46	16/32	50	0/3	0	1/7	14	7	5	12	10	6	3		5	8	33	4.7					
10	HARNOCK Katie	2.5	7	109	15:39	15/34	44	14/32	44	1/2	50			2	10	12	7	7	5	1	1	6	31	4.4					
6	OHAMA Kendra	2.5	7	110	15:43	12/32	38	12/31	39	0/1	0	2/2	100	4	3	7	7	9	4		8	5	26	3.7					
13	RADKE Lori	4.5	7	97	13:57	9/19	47	9/18	50	0/1	0	2/9	22	7	22	29	10	7	10	1	12	12	20	2.9					
15	FESER Tara	4.5	7	49	07:06	9/24	38	9/23	39	0/1	0	0/1	0	4	17	21	2	3	3		6	2	18	2.6					
4	KREMPIEN Jennifer	1.0	7	244	34:55	6/20	30	6/18	33	0/2	0	3/4	75	3	9	12	3	7	4		12	4	15	2.1					
12	FRANKS Lisa	1.0	7	82	11:44	2/6	33	2/6	33			1/2	50	1	4	5		2	3	1	6	4	5	0.7					
Team/Coach																						4							
Totals						179/436	41	175/408	43	4/28	14	45/105	43	80	203	283	84	89	66	9	99	113	407	58.1					
Opponents						132/377	35	130/356	37	2/21	10	34/94	36	68	203	271	66	135	47	4	116	98	300	42.9					

#### AVERAGES PER GAME

	CAN	Opponents
Points from Turnovers	89	47
Points in the Paint	256	202
Second Chance Points	70	28
Fast Break Points	10	10

	CAN	Opponents
Total Field Goals Made	25.6	18.9
2 Points Field Goals Made	25.0	18.6
3 Points Field Goals Made	0.6	0.3
Free Throws Made	6.4	4.9
Offensive Rebounds	11.4	9.7
Defensive Rebounds	29.0	29.0
Total Rebounds	40.4	38.7
Assists	12.0	9.4
Fouls	14.1	16.6
Turnovers	12.7	19.3
Steals	9.4	6.7
Blocked Shots	1.3	0.6
Points from Turnovers	12.7	6.7
Points in the Paint	36.6	28.8
Second Chance Points	10.0	4.0
Fast Break Points	1.4	1.4

#### Legend:

%	Shooting Percentage	AS	Assists	BS	Blocked Shots	DR	Defensive Rebounds
FO	Fouls On	GP	Games Played	M/A	Made/Attempt	MIN	Minutes Played
MPG	Minutes Played Per Game	OR	Offensive Rebounds	PF	Fouls	PPG	Points Per Game
PTS	Points	ST	Steals	TO	Turnovers	TOT	Total Rebounds

## CUMULATIVE STATISTICS

累积技术统计表

### CHN - CHINA After 1 Game

No.	Name	Sport Class	GP	MIN	MPG	Field Goals		2 Points		3 Points		Free Throws		Rebounds			AS	TO	ST	BS	PF	FO	PTS	PPG				
						M/A	%	M/A	%	M/A	%	M/A	%	OR	DR	TOT												
7	FU Yongqing	4.0	1	40	40:00	10/20	50	10/20	50			0/1	0	3	13	16		4	3	1	4	2	20	20.0				
12	LIU Mihuan	1.5	1	40	40:00	3/5	60	3/5	60			2/6	33	2	1	3	3	2			2	4	8	8.0				
4	ZHANG Santao	4.0	1	23	23:59	3/13	23	3/12	25	0/1	0	1/2	50	2	6	8	4	4		1	1	1	7	7.0				
10	CHEN Damei	3.0	1	20	20:38	2/3	67	1/2	50	1/1	100				2	2	2	2			5	5	5.0					
11	CHEN Qirong	1.0	1	40	40:00	2/5	40	2/5	40					2		2	2			2		4	4.0					
14	CAO Qiuping	3.0	1	15	15:14	1/8	13	1/8	13			0/2	0	3	3	6	2	3	3			4	2	2.0				
8	YANG Chao	4.0	1	8	08:50	0/5	0	0/3	0	0/2	0			2		2		3				0	0.0					
15	ZHENG Donghuai	2.5	1	4	04:08																	0	0.0					
5	GU Li	4.5	0	0	00:00																	0	0.0					
6	HAO Wenhua	4.0	0	0	00:00																	0	0.0					
9	PENG Fengling	4.0	0	0	00:00																	0	0.0					
13	LI Yanhua	1.5	0	0	00:00																	0	0.0					
Team/Coach																						1						
Totals						21/59	36	20/55	36	1/4	25	3/11	27	15	27	42	13	19	6	2	14	11	46	46.0				
Opponents						19/56	34	19/52	37	0/4	0	11/24	46	13	25	38	14	15	13		11	13	49	49.0				

#### AVERAGES PER GAME

	CHN	Opponents
Points from Turnovers	10	12
Points in the Paint	30	16
Second Chance Points	6	7
Fast Break Points	4	4

	CHN	Opponents
Total Field Goals Made	0.0	0.0
2 Points Field Goals Made	0.0	0.0
3 Points Field Goals Made	0.0	0.0
Free Throws Made	0.0	0.0
Offensive Rebounds	0.0	0.0
Defensive Rebounds	0.0	0.0
Total Rebounds	0.0	0.0
Assists	0.0	0.0
Fouls	0.0	0.0
Turnovers	0.0	0.0
Steals	0.0	0.0
Blocked Shots	0.0	0.0
Points from Turnovers	10.0	12.0
Points in the Paint	30.0	16.0
Second Chance Points	6.0	7.0
Fast Break Points	4.0	4.0

#### Legend:

%	Shooting Percentage	AS	Assists	BS	Blocked Shots	DR	Defensive Rebounds
FO	Fouls On	GP	Games Played	M/A	Made/Attempt	MIN	Minutes Played
MPG	Minutes Played Per Game	OR	Offensive Rebounds	PF	Fouls	PPG	Points Per Game
PTS	Points	ST	Steals	TO	Turnovers	TOT	Total Rebounds



## CUMULATIVE STATISTICS

累积技术统计表

### CHN - CHINA After 2 Games

No.	Name	Sport Class	GP	MIN	MPG	Field Goals		2 Points		3 Points		Free Throws		Rebounds			AS	TO	ST	BS	PF	FO	PTS	PPG				
						M/A	%	M/A	%	M/A	%	M/A	%	OR	DR	TOT												
7	FU Yongqing	4.0	2	76	38:24	16/36	44	16/36	44			1/3	33	7	22	29	2	11	9	1	9	5	33	16.5				
12	LIU Mihuan	1.5	2	80	40:00	8/13	62	8/13	62			2/6	33	3	2	5	4	3	4		6	7	18	9.0				
10	CHEN Damei	3.0	2	50	25:19	8/17	47	7/13	54	1/4	25	0/2	0	1	5	6	7	3	1		7	1	17	8.5				
4	ZHANG Santao	4.0	1	23	23:59	3/13	23	3/12	25	0/1	0	1/2	50	2	6	8	4	4		1	1	1	7	7.0				
11	CHEN Qirong	1.0	2	70	35:00	5/14	36	5/14	36			0/1	0	4		4	4	3	1		4	1	10	5.0				
6	HAO Wenhua	4.0	1	15	15:28	2/7	29	2/7	29			1/2	50	1	5	6		2		1	2	1	5	5.0				
8	YANG Chao	4.0	2	36	18:17	3/11	27	3/9	33	0/2	0	1/3	33	3	1	4	3	5			4	4	7	3.5				
14	CAO Qiuping	3.0	2	25	12:37	1/9	11	1/9	11			0/2	0	3	9	12	4	4	4			5	2	1.0				
13	LI Yanhua	1.5	1	10	10:00														1		1		0	0.0				
15	ZHENG Donghuai	2.5	1	4	04:08																		0	0.0				
5	GU Li	4.5	0	0	00:00																		0	0.0				
9	PENG Fengling	4.0	0	0	00:00																		0	0.0				
Team/Coach																						1						
Totals						46/120	38	45/113	40	1/7	14	6/21	29	27	57	84	28	36	20	3	34	25	99	49.5				
Opponents						34/107	32	32/94	34	2/13	15	16/39	41	24	52	76	20	39	19	1	25	33	86	43.0				

#### AVERAGES PER GAME

	CHN	Opponents
Points from Turnovers	29	25
Points in the Paint	66	36
Second Chance Points	11	17
Fast Break Points	4	4

	CHN	Opponents
Total Field Goals Made	0.0	0.0
2 Points Field Goals Made	0.0	0.0
3 Points Field Goals Made	0.0	0.0
Free Throws Made	0.0	0.0
Offensive Rebounds	0.0	0.0
Defensive Rebounds	0.0	0.0
Total Rebounds	0.0	0.0
Assists	0.0	0.0
Fouls	0.0	0.0
Turnovers	0.0	0.0
Steals	0.0	0.0
Blocked Shots	0.0	0.0
Points from Turnovers	14.5	12.5
Points in the Paint	33.0	18.0
Second Chance Points	5.5	8.5
Fast Break Points	2.0	2.0

#### Legend:

%	Shooting Percentage	AS	Assists	BS	Blocked Shots	DR	Defensive Rebounds
FO	Fouls On	GP	Games Played	M/A	Made/Attempt	MIN	Minutes Played
MPG	Minutes Played Per Game	OR	Offensive Rebounds	PF	Fouls	PPG	Points Per Game
PTS	Points	ST	Steals	TO	Turnovers	TOT	Total Rebounds



## CUMULATIVE STATISTICS

累积技术统计表

### CHN - CHINA After 3 Games

No.	Name	Sport Class	GP	MIN	MPG	Field Goals		2 Points		3 Points		Free Throws		Rebounds			AS	TO	ST	BS	PF	FO	PTS	PPG				
						M/A	%	M/A	%	M/A	%	M/A	%	OR	DR	TOT												
7	FU Yongqing	4.0	3	116	38:56	21/53	40	21/53	40			2/5	40	11	34	45	4	16	11	1	12	7	44	14.7				
12	LIU Mihuan	1.5	3	106	35:39	8/18	44	8/18	44			2/8	25	7	3	10	7	10	6		7	8	18	6.0				
10	CHEN Damei	3.0	3	60	20:12	8/18	44	7/14	50	1/4	25	0/2	0	1	5	6	8	5	1		9	1	17	5.7				
11	CHEN Qirong	1.0	3	93	31:01	8/20	40	8/20	40			0/1	0	5		5	6	4	3		6	1	16	5.3				
13	LI Yanhua	1.5	2	40	20:00	5/12	42	5/12	42								2	1	1		3		10	5.0				
6	HAO Wenhua	4.0	1	15	15:28	2/7	29	2/7	29			1/2	50	1	5	6		2		1	2	1	5	5.0				
14	CAO Qiuping	3.0	3	55	18:24	7/20	35	7/20	35			0/3	0	4	13	17	6	6	5			6	14	4.7				
4	ZHANG Santao	4.0	2	33	16:59	4/15	27	4/14	29	0/1	0	1/4	25	2	10	12	5	5		2	3	2	9	4.5				
8	YANG Chao	4.0	3	66	22:11	4/19	21	4/14	29	0/5	0	2/5	40	4	5	9	3	7			6	7	10	3.3				
15	ZHENG Donghuai	2.5	1	4	04:08																		0	0.0				
5	GU Li	4.5	0	0	00:00																		0	0.0				
9	PENG Fengling	4.0	0	0	00:00																		0	0.0				
Team/Coach																						1						
Totals						67/182	37	66/172	38	1/10	10	8/30	27	40	85	125	41	57	27	4	48	33	143	47.7				
Opponents						62/174	36	59/154	38	3/20	15	21/59	36	41	84	125	37	53	31	3	33	46	148	49.3				

#### AVERAGES PER GAME

	CHN	Opponents
Points from Turnovers	39	42
Points in the Paint	100	74
Second Chance Points	17	33
Fast Break Points	6	6

	CHN	Opponents
Total Field Goals Made	0.0	0.0
2 Points Field Goals Made	0.0	0.0
3 Points Field Goals Made	0.0	0.0
Free Throws Made	0.0	0.0
Offensive Rebounds	0.0	0.0
Defensive Rebounds	0.0	0.0
Total Rebounds	0.0	0.0
Assists	0.0	0.0
Fouls	0.0	0.0
Turnovers	0.0	0.0
Steals	0.0	0.0
Blocked Shots	0.0	0.0
Points from Turnovers	13.0	14.0
Points in the Paint	33.3	24.6
Second Chance Points	5.7	11.0
Fast Break Points	2.0	2.0

#### Legend:

%	Shooting Percentage	AS	Assists	BS	Blocked Shots	DR	Defensive Rebounds
FO	Fouls On	GP	Games Played	M/A	Made/Attempt	MIN	Minutes Played
MPG	Minutes Played Per Game	OR	Offensive Rebounds	PF	Fouls	PPG	Points Per Game
PTS	Points	ST	Steals	TO	Turnovers	TOT	Total Rebounds



## CUMULATIVE STATISTICS

累积技术统计表

### CHN - CHINA After 4 Games

No.	Name	Sport Class	GP	MIN	MPG	Field Goals		2 Points		3 Points		Free Throws		Rebounds			AS	TO	ST	BS	PF	FO	PTS	PPG					
						M/A	%	M/A	%	M/A	%	M/A	%	OR	DR	TOT													
7	FU Yongqing	4.0	4	147	36:57	24/63	38	24/63	38			2/11	18	12	44	56	5	17	14	1	13	17	50	12.5					
12	LIU Mihuan	1.5	4	146	36:44	10/23	43	10/23	43			3/10	30	8	3	11	10	15	6		7	10	23	5.8					
14	CAO Qiuping	3.0	4	81	20:27	11/28	39	11/28	39			0/5	0	5	16	21	7	8	5		2	7	22	5.5					
13	LI Yanhua	1.5	3	62	20:42	7/14	50	7/14	50			1/1	100	2		2	2	4	1		3	1	15	5.0					
6	HAO Wenhua	4.0	1	15	15:28	2/7	29	2/7	29			1/2	50	1	5	6		2		1	2	1	5	5.0					
10	CHEN Damei	3.0	4	78	19:39	8/20	40	7/16	44	1/4	25	1/4	25	1	7	8	9	9	3		14	3	18	4.5					
4	ZHANG Santao	4.0	3	52	17:24	6/22	27	6/21	29	0/1	0	1/4	25	3	11	14	6	7		2	7	2	13	4.3					
11	CHEN Qirong	1.0	4	110	27:43	8/21	38	8/21	38			0/1	0	5	1	6	6	5	3		6	2	16	4.0					
8	YANG Chao	4.0	4	90	22:40	7/27	26	7/21	33	0/6	0	2/5	40	4	8	12	5	10	1		9	8	16	4.0					
15	ZHENG Donghuai	2.5	2	6	03:04													1					0	0.0					
5	GU Li	4.5	0	0	00:00																		0	0.0					
9	PENG Fengling	4.0	0	0	00:00																		0	0.0					
Team/Coach																						4							
Totals						83/225	37	82/214	38	1/11	9	11/43	26	48	109	157	50	82	33	4	63	51	178	44.5					
Opponents						84/233	36	80/212	38	4/21	19	27/75	36	56	107	163	45	69	42	5	50	60	199	49.8					

#### AVERAGES PER GAME

	CHN	Opponents
Points from Turnovers	45	55
Points in the Paint	124	108
Second Chance Points	21	45
Fast Break Points	8	12

	CHN	Opponents
Total Field Goals Made	0.0	0.0
2 Points Field Goals Made	0.0	0.0
3 Points Field Goals Made	0.0	0.0
Free Throws Made	0.0	0.0
Offensive Rebounds	0.0	0.0
Defensive Rebounds	0.0	0.0
Total Rebounds	0.0	0.0
Assists	0.0	0.0
Fouls	0.0	0.0
Turnovers	0.0	0.0
Steals	0.0	0.0
Blocked Shots	0.0	0.0
Points from Turnovers	11.3	13.7
Points in the Paint	31.0	27.0
Second Chance Points	5.3	11.2
Fast Break Points	2.0	3.0

#### Legend:

%	Shooting Percentage	AS	Assists	BS	Blocked Shots	DR	Defensive Rebounds
FO	Fouls On	GP	Games Played	M/A	Made/Attempt	MIN	Minutes Played
MPG	Minutes Played Per Game	OR	Offensive Rebounds	PF	Fouls	PPG	Points Per Game
PTS	Points	ST	Steals	TO	Turnovers	TOT	Total Rebounds





## CUMULATIVE STATISTICS

累积技术统计表

### CHN - CHINA After 5 Games

No.	Name	Sport Class	GP	MIN	MPG	Field Goals		2 Points		3 Points		Free Throws		Rebounds			AS	TO	ST	BS	PF	FO	PTS	PPG				
						M/A	%	M/A	%	M/A	%	M/A	%	OR	DR	TOT												
7	FU Yongqing	4.0	5	178	35:46	30/79	38	30/79	38			2/11	18	13	55	68	6	19	15	1	16	18	62	12.4				
14	CAO Qiuping	3.0	5	111	22:21	14/37	38	14/37	38			0/7	0	6	19	25	11	11	6		4	11	28	5.6				
6	HAO Wenhua	4.0	1	15	15:28	2/7	29	2/7	29			1/2	50	1	5	6		2		1	2	1	5	5.0				
12	LIU Mihuan	1.5	5	166	33:23	10/25	40	10/25	40			3/10	30	8	4	12	10	20	6		7	11	23	4.6				
10	CHEN Damei	3.0	5	108	21:43	10/25	40	9/21	43	1/4	25	2/6	33	2	9	11	10	12	3		15	4	23	4.6				
4	ZHANG Santao	4.0	3	52	17:24	6/22	27	6/21	29	0/1	0	1/4	25	3	11	14	6	7		2	7	2	13	4.3				
13	LI Yanhua	1.5	4	82	20:32	8/19	42	8/19	42			1/1	100	2	1	3	2	7	1		6	1	17	4.3				
8	YANG Chao	4.0	4	90	22:40	7/27	26	7/21	33	0/6	0	2/5	40	4	8	12	5	10	1		9	8	16	4.0				
9	PENG Fengling	4.0	1	28	28:56	2/5	40	2/5	40					2	1	3	3	3	1		5	3	4	4.0				
11	CHEN Qirong	1.0	5	130	26:11	9/25	36	9/25	36			0/1	0	6	4	10	7	6	4		6	3	18	3.6				
15	ZHENG Donghuai	2.5	3	26	08:43	0/3	0	0/2	0	0/1	0	0/2	0	2	2	4		5			2	1	0	0.0				
5	GU Li	4.5	0	0	00:00																		0	0.0				
Team/Coach																						4						
Totals						98/274	36	97/262	37	1/12	8	12/49	24	57	134	191	60	106	37	4	79	63	209	41.8				
Opponents						117/301	39	112/278	40	5/23	22	35/88	40	69	134	203	68	77	60	7	62	76	274	54.8				

#### AVERAGES PER GAME

	CHN	Opponents
Points from Turnovers	50	77
Points in the Paint	148	154
Second Chance Points	26	57
Fast Break Points	8	12

	CHN	Opponents
Total Field Goals Made	0.0	0.0
2 Points Field Goals Made	0.0	0.0
3 Points Field Goals Made	0.0	0.0
Free Throws Made	0.0	0.0
Offensive Rebounds	0.0	0.0
Defensive Rebounds	0.0	0.0
Total Rebounds	0.0	0.0
Assists	0.0	0.0
Fouls	0.0	0.0
Turnovers	0.0	0.0
Steals	0.0	0.0
Blocked Shots	0.0	0.0
Points from Turnovers	10.0	15.4
Points in the Paint	29.6	30.8
Second Chance Points	5.2	11.4
Fast Break Points	1.6	2.3

#### Legend:

%	Shooting Percentage	AS	Assists	BS	Blocked Shots	DR	Defensive Rebounds
FO	Fouls On	GP	Games Played	M/A	Made/Attempt	MIN	Minutes Played
MPG	Minutes Played Per Game	OR	Offensive Rebounds	PF	Fouls	PPG	Points Per Game
PTS	Points	ST	Steals	TO	Turnovers	TOT	Total Rebounds

## CUMULATIVE STATISTICS

累积技术统计表

### CHN - CHINA After 6 Games

No.	Name	Sport Class	GP	MIN	MPG	Field Goals		2 Points		3 Points		Free Throws		Rebounds			AS	TO	ST	BS	PF	FO	PTS	PPG					
						M/A	%	M/A	%	M/A	%	M/A	%	OR	DR	TOT													
7	FU Yongqing	4.0	6	218	36:29	34/89	38	34/89	38			2/11	18	15	73	88	7	22	15	2	20	19	70	11.7					
9	PENG Fengling	4.0	2	68	34:28	6/13	46	6/13	46			0/2	0	3	9	12	4	7	2		7	5	12	6.0					
14	CAO Qiuping	3.0	6	144	24:05	17/42	40	17/42	40			0/7	0	6	20	26	15	16	7		6	12	34	5.7					
13	LI Yanhua	1.5	5	109	21:48	13/29	45	13/29	45			1/1	100	2	1	3	2	8	1		7	1	27	5.4					
11	CHEN Qirong	1.0	6	170	28:29	15/39	38	15/39	38			0/4	0	6	5	11	8	11	4		8	6	30	5.0					
6	HAO Wenhua	4.0	1	15	15:28	2/7	29	2/7	29			1/2	50	1	5	6		2		1	2	1	5	5.0					
4	ZHANG Santao	4.0	3	52	17:24	6/22	27	6/21	29	0/1	0	1/4	25	3	11	14	6	7		2	7	2	13	4.3					
10	CHEN Damei	3.0	6	115	19:18	11/26	42	10/22	45	1/4	25	2/6	33	2	10	12	12	12	3		16	4	25	4.2					
8	YANG Chao	4.0	4	90	22:40	7/27	26	7/21	33	0/6	0	2/5	40	4	8	12	5	10	1		9	8	16	4.0					
12	LIU Mihuan	1.5	6	180	30:00	10/27	37	10/27	37			3/10	30	8	5	13	10	20	6		9	11	23	3.8					
15	ZHENG Donghuai	2.5	3	26	08:43	0/3	0	0/2	0	0/1	0	0/2	0	2	2	4		5			2	1	0	0.0					
5	GU Li	4.5	0	0	00:00																		0	0.0					
Team/Coach																						6							
Totals						121/324	37	120/312	38	1/12	8	12/54	22	64	167	231	69	126	39	5	93	70	255	42.5					
Opponents						140/365	38	134/341	39	6/24	25	41/102	40	80	156	236	79	83	70	11	70	89	327	54.5					

#### AVERAGES PER GAME

	CHN	Opponents
Points from Turnovers	54	89
Points in the Paint	182	188
Second Chance Points	28	59
Fast Break Points	8	12

	CHN	Opponents
Total Field Goals Made	0.0	0.0
2 Points Field Goals Made	0.0	0.0
3 Points Field Goals Made	0.0	0.0
Free Throws Made	0.0	0.0
Offensive Rebounds	0.0	0.0
Defensive Rebounds	0.0	0.0
Total Rebounds	0.0	0.0
Assists	0.0	0.0
Fouls	0.0	0.0
Turnovers	0.0	0.0
Steals	0.0	0.0
Blocked Shots	0.0	0.0
Points from Turnovers	9.0	14.8
Points in the Paint	30.3	31.3
Second Chance Points	4.7	9.8
Fast Break Points	1.3	2.0

#### Legend:

%	Shooting Percentage	AS	Assists	BS	Blocked Shots	DR	Defensive Rebounds
FO	Fouls On	GP	Games Played	M/A	Made/Attempt	MIN	Minutes Played
MPG	Minutes Played Per Game	OR	Offensive Rebounds	PF	Fouls	PPG	Points Per Game
PTS	Points	ST	Steals	TO	Turnovers	TOT	Total Rebounds



## CUMULATIVE STATISTICS

累积技术统计表

### CHN - CHINA After 7 Games

No.	Name	Sport Class	GP	MIN	MPG	Field Goals		2 Points		3 Points		Free Throws		Rebounds			AS	TO	ST	BS	PF	FO	PTS	PPG				
						M/A	%	M/A	%	M/A	%	M/A	%	OR	DR	TOT												
7	FU Yongqing	4.0	7	258	36:53	47/114	41	47/114	41			4/18	22	20	82	102	8	23	18	2	23	27	98	14.0				
9	PENG Fengling	4.0	3	99	33:06	11/27	41	11/27	41			2/4	50	5	15	20	7	9	2	1	9	7	24	8.0				
14	CAO Qiuping	3.0	6	144	24:05	17/42	40	17/42	40			0/7	0	6	20	26	15	16	7		6	12	34	5.7				
13	LI Yanhua	1.5	6	123	20:35	15/33	45	15/33	45			1/1	100	2	2	4	2	9	1		9	2	31	5.2				
6	HAO Wenhua	4.0	1	15	15:28	2/7	29	2/7	29			1/2	50	1	5	6			1	2	1	5	5.0					
11	CHEN Qirong	1.0	7	210	30:07	17/46	37	17/46	37			0/4	0	11	6	17	10	12	4		12	6	34	4.9				
4	ZHANG Santao	4.0	3	52	17:24	6/22	27	6/21	29	0/1	0	1/4	25	3	11	14	6	7		2	7	2	13	4.3				
10	CHEN Damei	3.0	7	155	22:10	13/34	38	12/30	40	1/4	25	2/6	33	3	16	19	17	15	5		19	4	29	4.1				
12	LIU Mihuan	1.5	7	205	29:22	12/32	38	12/32	38			4/12	33	8	6	14	11	21	7		11	12	28	4.0				
8	YANG Chao	4.0	5	100	20:04	7/27	26	7/21	33	0/6	0	2/5	40	4	9	13	7	10	1		10	8	16	3.2				
15	ZHENG Donghuai	2.5	4	26	06:41	0/3	0	0/2	0	0/1	0	0/2	0	2	2	4				2	1	0	0.0					
5	GU Li	4.5	1	0	00:37																	0	0.0					
Team/Coach																						6						
Totals						147/387	38	146/375	39	1/12	8	17/65	26	78	199	277	83	135	45	6	110	82	312	44.6				
Opponents						157/412	38	151/388	39	6/24	25	45/125	36	88	180	268	87	96	74	11	82	106	365	52.1				

#### AVERAGES PER GAME

	CHN	Opponents
Points from Turnovers	64	103
Points in the Paint	224	216
Second Chance Points	38	62
Fast Break Points	8	12

	CHN	Opponents
Total Field Goals Made	21.0	22.4
2 Points Field Goals Made	20.9	21.6
3 Points Field Goals Made	0.1	0.9
Free Throws Made	2.4	6.4
Offensive Rebounds	11.1	12.6
Defensive Rebounds	28.4	25.7
Total Rebounds	39.6	38.3
Assists	11.9	12.4
Fouls	15.7	11.7
Turnovers	19.3	13.7
Steals	6.4	10.6
Blocked Shots	0.9	1.6
Points from Turnovers	9.1	14.7
Points in the Paint	32.0	30.8
Second Chance Points	5.4	8.8
Fast Break Points	1.1	1.7

#### Legend:

%	Shooting Percentage	AS	Assists	BS	Blocked Shots	DR	Defensive Rebounds
FO	Fouls On	GP	Games Played	M/A	Made/Attempt	MIN	Minutes Played
MPG	Minutes Played Per Game	OR	Offensive Rebounds	PF	Fouls	PPG	Points Per Game
PTS	Points	ST	Steals	TO	Turnovers	TOT	Total Rebounds



## CUMULATIVE STATISTICS

累积技术统计表

### GER - GERMANY After 1 Game

No.	Name	Sport Class	GP	MIN	MPG	Field Goals		2 Points		3 Points		Free Throws		Rebounds			AS	TO	ST	BS	PF	FO	PTS	PPG
						M/A	%	M/A	%	M/A	%	M/A	%	OR	DR	TOT								
15	MOHNEN Marina	4.5	1	25	25:36	11/18	61	11/17	65	0/1	0	1/1	100	2	7	9	3		2	1	3	2	23	23.0
12	BUTTERBRODT Maren	4.5	1	23	23:18	4/7	57	4/7	57			2/4	50	2	8	10	3	1			1	5	10	10.0
14	KAHL Annette	4.5	1	14	14:04	5/10	50	5/10	50					2	2	4		1	1		2		10	10.0
10	SCHUNEMANN Gesche	4.5	1	17	17:02	4/9	44	4/7	57	0/2	0			2	5	7		3			1		8	8.0
8	ZEYEN Annika	1.5	1	23	23:57	2/4	50	2/4	50						1	1	3				1		4	4.0
9	SEIFERT Nicole	1.5	1	26	26:39	1/3	33	1/3	33			1/3	33		1	1	4	1	1			2	3	3.0
6	KUES Simone	1.0	1	20	20:00	1/3	33	1/3	33						5	5	1	2	1			1	2	2.0
7	MULLER Edina Anita	2.0	1	10	10:00	1/4	25	1/4	25						1	1	1	1	1			1	2	2.0
5	MEITNER Birgit	2.5	1	15	15:39	0/1	0	0/1	0					1	2	3	3	2			1		0	0.0
4	KAUTZ Britta	1.0	1	12	12:38	0/1	0	0/1	0					1		1			1		1	2	0	0.0
11	SCHRATZ Nora	2.5	1	7	07:42	0/2	0	0/2	0								1				5		0	0.0
13	BEHRENS Alke	1.0	1	3	03:25																		0	0.0
Team/Coach																								
Totals						29/62	47	29/59	49	0/3	0	4/8	50	10	36	46	19	11	7	1	15	13	62	62.0
Opponents						15/54	28	15/52	29	0/2	0	2/9	22	6	26	32	7	13	2		13	15	32	32.0

#### AVERAGES PER GAME

	GER	Opponents
Points from Turnovers	15	6
Points in the Paint	48	20
Second Chance Points	10	2
Fast Break Points	0	2

	GER	Opponents
Total Field Goals Made	0.0	0.0
2 Points Field Goals Made	0.0	0.0
3 Points Field Goals Made	0.0	0.0
Free Throws Made	0.0	0.0
Offensive Rebounds	0.0	0.0
Defensive Rebounds	0.0	0.0
Total Rebounds	0.0	0.0
Assists	0.0	0.0
Fouls	0.0	0.0
Turnovers	0.0	0.0
Steals	0.0	0.0
Blocked Shots	0.0	0.0
Points from Turnovers	15.0	6.0
Points in the Paint	48.0	20.0
Second Chance Points	10.0	2.0
Fast Break Points	0.0	2.0

#### Legend:

%	Shooting Percentage	AS	Assists	BS	Blocked Shots	DR	Defensive Rebounds
FO	Fouls On	GP	Games Played	M/A	Made/Attempt	MIN	Minutes Played
MPG	Minutes Played Per Game	OR	Offensive Rebounds	PF	Fouls	PPG	Points Per Game
PTS	Points	ST	Steals	TO	Turnovers	TOT	Total Rebounds



## CUMULATIVE STATISTICS

累积技术统计表

### GER - GERMANY After 2 Games

No.	Name	Sport Class	GP	MIN	MPG	Field Goals		2 Points		3 Points		Free Throws		Rebounds			AS	TO	ST	BS	PF	FO	PTS	PPG
						M/A	%	M/A	%	M/A	%	M/A	%	OR	DR	TOT								
15	MOHNEN Marina	4.5	2	59	29:42	16/30	53	16/28	57	0/2	0	2/3	67	2	21	23	5	7	4	1	7	6	34	17.0
12	BUTTERBRODT Maren	4.5	2	55	27:42	7/17	41	7/15	47	0/2	0	3/7	43	4	15	19	6	2	1		3	9	17	8.5
8	ZEYEN Annika	1.5	2	63	31:58	4/11	36	4/11	36			3/6	50	2	3	5	6	5			2	4	11	5.5
14	KAHL Annette	4.5	2	23	11:56	5/12	42	5/12	42					2	5	7		1	1		3		10	5.0
10	SCHUNEMANN Gesche	4.5	2	21	10:38	4/11	36	4/8	50	0/3	0			2	7	9		3			1		8	4.0
6	KUES Simone	1.0	2	50	25:11	3/7	43	3/7	43			1/3	33		9	9	2	5	1		3	4	7	3.5
9	SEIFERT Nicole	1.5	2	36	18:29	2/4	50	2/4	50			1/3	33	1	2	3	4	2	1		2	2	5	2.5
11	SCHRATZ Nora	2.5	2	31	15:44	2/7	29	2/6	33	0/1	0				1	1	3	3			7	1	4	2.0
7	MULLER Edina Anita	2.0	2	19	09:48	2/5	40	2/5	40						2	2	2	1	1		1	1	4	2.0
5	MEITNER Birgit	2.5	2	21	10:46	0/3	0	0/3	0					1	4	5	3	4			1		0	0.0
4	KAUTZ Britta	1.0	1	12	12:38	0/1	0	0/1	0					1		1			1		1	2	0	0.0
13	BEHRENS Alke	1.0	1	3	03:25																		0	0.0
Team/Coach																								
Totals						45/108	42	45/100	45	0/8	0	10/22	45	15	74	89	31	33	10	1	31	29	100	50.0
Opponents						31/115	27	31/112	28	0/3	0	12/26	46	17	54	71	14	26	11		29	31	74	37.0

#### AVERAGES PER GAME

	GER	Opponents
Points from Turnovers	22	10
Points in the Paint	74	42
Second Chance Points	12	8
Fast Break Points	0	2

	GER	Opponents
Total Field Goals Made	0.0	0.0
2 Points Field Goals Made	0.0	0.0
3 Points Field Goals Made	0.0	0.0
Free Throws Made	0.0	0.0
Offensive Rebounds	0.0	0.0
Defensive Rebounds	0.0	0.0
Total Rebounds	0.0	0.0
Assists	0.0	0.0
Fouls	0.0	0.0
Turnovers	0.0	0.0
Steals	0.0	0.0
Blocked Shots	0.0	0.0
Points from Turnovers	11.0	5.0
Points in the Paint	37.0	21.0
Second Chance Points	6.0	4.0
Fast Break Points	0.0	1.0

#### Legend:

%	Shooting Percentage	AS	Assists	BS	Blocked Shots	DR	Defensive Rebounds
FO	Fouls On	GP	Games Played	M/A	Made/Attempt	MIN	Minutes Played
MPG	Minutes Played Per Game	OR	Offensive Rebounds	PF	Fouls	PPG	Points Per Game
PTS	Points	ST	Steals	TO	Turnovers	TOT	Total Rebounds

## CUMULATIVE STATISTICS

累积技术统计表

### GER - GERMANY After 3 Games

No.	Name	Sport Class	GP	MIN	MPG	Field Goals		2 Points		3 Points		Free Throws		Rebounds			AS	TO	ST	BS	PF	FO	PTS	PPG				
						M/A	%	M/A	%	M/A	%	M/A	%	OR	DR	TOT												
15	MOHNEN Marina	4.5	3	98	32:49	26/47	55	26/45	58	0/2	0	4/8	50	6	28	34	11	7	4	1	11	13	56	18.7				
12	BUTTERBRODT Maren	4.5	3	88	29:31	12/25	48	12/23	52	0/2	0	9/20	45	4	27	31	7	2	1		7	20	33	11.0				
8	ZEYEN Annika	1.5	3	98	32:59	8/20	40	8/20	40			3/9	33	4	4	8	8			6	7	19	6.3					
10	SCHUNEMANN Gesche	4.5	3	28	09:22	6/13	46	6/10	60	0/3	0			2	11	13				3	1	12	4.0					
6	KUES Simone	1.0	3	77	25:41	5/13	38	5/13	38			1/3	33	1	9	10	2	7	1		3	6	11	3.7				
14	KAHL Annette	4.5	3	24	08:16	5/14	36	5/14	36					3	5	8			1	1		4		10	3.3			
9	SEIFERT Nicole	1.5	3	55	18:25	4/6	67	4/6	67			1/3	33	1	3	4	4	5	1		3	2	9	3.0				
5	MEITNER Birgit	2.5	3	38	12:50	2/8	25	2/8	25			2/2	100	1	5	6	5	5			3	1	6	2.0				
11	SCHRATZ Nora	2.5	3	41	13:43	2/8	25	2/7	29	0/1	0				2	2	4	3	1		7	1	4	1.3				
7	MULLER Edina Anita	2.0	3	32	10:58	2/6	33	2/6	33					1	3	4	2	2	1		4	2	4	1.3				
4	KAUTZ Britta	1.0	1	12	12:38	0/1	0	0/1	0					1		1				1	2	0	0.0					
13	BEHRENS Alke	1.0	1	3	03:25																		0	0.0				
Team/Coach																						3						
Totals						72/161	45	72/153	47	0/8	0	20/45	44	26	105	131	43	49	11	1	52	55	164	54.7				
Opponents						56/172	33	56/165	34	0/7	0	18/49	37	25	77	102	19	36	16	3	55	51	130	43.3				

#### AVERAGES PER GAME

	GER	Opponents
Points from Turnovers	29	18
Points in the Paint	116	78
Second Chance Points	23	14
Fast Break Points	0	4

	GER	Opponents
Total Field Goals Made	0.0	0.0
2 Points Field Goals Made	0.0	0.0
3 Points Field Goals Made	0.0	0.0
Free Throws Made	0.0	0.0
Offensive Rebounds	0.0	0.0
Defensive Rebounds	0.0	0.0
Total Rebounds	0.0	0.0
Assists	0.0	0.0
Fouls	0.0	0.0
Turnovers	0.0	0.0
Steals	0.0	0.0
Blocked Shots	0.0	0.0
Points from Turnovers	9.7	6.0
Points in the Paint	38.7	26.0
Second Chance Points	7.7	4.6
Fast Break Points	0.0	1.3

#### Legend:

%	Shooting Percentage	AS	Assists	BS	Blocked Shots	DR	Defensive Rebounds
FO	Fouls On	GP	Games Played	M/A	Made/Attempt	MIN	Minutes Played
MPG	Minutes Played Per Game	OR	Offensive Rebounds	PF	Fouls	PPG	Points Per Game
PTS	Points	ST	Steals	TO	Turnovers	TOT	Total Rebounds

## CUMULATIVE STATISTICS

累积技术统计表

### GER - GERMANY After 4 Games

No.	Name	Sport Class	GP	MIN	MPG	Field Goals		2 Points		3 Points		Free Throws		Rebounds			AS	TO	ST	BS	PF	FO	PTS	PPG					
						M/A	%	M/A	%	M/A	%	M/A	%	OR	DR	TOT													
15	MOHNEN Marina	4.5	4	131	32:59	34/64	53	34/61	56	0/3	0	4/8	50	7	37	44	13	9	6	1	15	13	72	18.0					
12	BUTTERBRODT Maren	4.5	4	104	26:09	14/28	50	14/26	54	0/2	0	12/24	50	4	32	36	10	4	3		9	24	40	10.0					
8	ZEYEN Annika	1.5	4	122	30:43	11/25	44	11/25	44			3/9	33	5	4	9	9	12			10	7	25	6.3					
14	KAHL Annette	4.5	4	44	11:08	8/21	38	8/21	38					3	7	10	1	4	1		6	1	16	4.0					
6	KUES Simone	1.0	4	96	24:08	7/19	37	7/19	37			1/3	33	1	11	12	2	8	1		3	7	15	3.8					
10	SCHUNEMANN Gesche	4.5	4	38	09:42	7/20	35	7/17	41	0/3	0	1/2	50	2	16	18	2	6	1		7	3	15	3.8					
9	SEIFERT Nicole	1.5	4	81	20:28	5/8	63	5/8	63			1/3	33	1	4	5	5	7	2		5	2	11	2.8					
5	MEITNER Birgit	2.5	4	48	12:12	3/10	30	3/10	30			2/2	100	1	6	7	6	5	1		3	1	8	2.0					
11	SCHRATZ Nora	2.5	4	59	14:52	3/9	33	3/8	38	0/1	0				3	3	5	5	1		7	1	6	1.5					
7	MULLER Edina Anita	2.0	4	44	11:04	3/9	33	3/9	33					2	5	7	3	2	1		4	2	6	1.5					
4	KAUTZ Britta	1.0	2	21	10:53	0/1	0	0/1	0					1		1				1	2	2	0	0.0					
13	BEHRENS Alke	1.0	2	4	02:06	0/1	0	0/1	0														0	0.0					
Team/Coach																						3							
Totals						95/215	44	95/206	46	0/9	0	24/51	47	30	134	164	56	65	18	1	71	63	214	53.5					
Opponents						76/224	34	76/217	35	0/7	0	22/67	33	33	100	133	27	50	25	3	64	70	174	43.5					

#### AVERAGES PER GAME

	GER	Opponents
Points from Turnovers	38	33
Points in the Paint	138	98
Second Chance Points	24	17
Fast Break Points	0	4

	GER	Opponents
Total Field Goals Made	0.0	0.0
2 Points Field Goals Made	0.0	0.0
3 Points Field Goals Made	0.0	0.0
Free Throws Made	0.0	0.0
Offensive Rebounds	0.0	0.0
Defensive Rebounds	0.0	0.0
Total Rebounds	0.0	0.0
Assists	0.0	0.0
Fouls	0.0	0.0
Turnovers	0.0	0.0
Steals	0.0	0.0
Blocked Shots	0.0	0.0
Points from Turnovers	9.5	8.2
Points in the Paint	34.5	24.5
Second Chance Points	6.0	4.2
Fast Break Points	0.0	1.0

#### Legend:

%	Shooting Percentage	AS	Assists	BS	Blocked Shots	DR	Defensive Rebounds
FO	Fouls On	GP	Games Played	M/A	Made/Attempt	MIN	Minutes Played
MPG	Minutes Played Per Game	OR	Offensive Rebounds	PF	Fouls	PPG	Points Per Game
PTS	Points	ST	Steals	TO	Turnovers	TOT	Total Rebounds

## CUMULATIVE STATISTICS

累积技术统计表

### GER - GERMANY After 5 Games

No.	Name	Sport Class	GP	MIN	MPG	Field Goals		2 Points		3 Points		Free Throws		Rebounds			AS	TO	ST	BS	PF	FO	PTS	PPG					
						M/A	%	M/A	%	M/A	%	M/A	%	OR	DR	TOT													
15	MOHNEN Marina	4.5	5	159	31:59	38/78	49	38/75	51	0/3	0	6/10	60	7	44	51	16	13	7	1	17	15	82	16.4					
12	BUTTERBRODT Maren	4.5	5	130	26:05	17/36	47	17/34	50	0/2	0	13/26	50	5	38	43	13	6	3		12	28	47	9.4					
8	ZEYEN Annika	1.5	5	162	32:34	14/32	44	14/32	44			3/9	33	7	5	12	10	13			11	7	31	6.2					
14	KAHL Annette	4.5	5	70	14:09	15/34	44	15/34	44					5	15	20	2	5	1		6	3	30	6.0					
10	SCHUNEMANN Gesche	4.5	4	38	09:42	7/20	35	7/17	41	0/3	0	1/2	50	2	16	18	2	6	1		7	3	15	3.8					
6	KUES Simone	1.0	5	116	23:23	7/21	33	7/21	33			1/3	33	1	15	16	2	9	1		3	8	15	3.0					
9	SEIFERT Nicole	1.5	5	101	20:17	6/11	55	6/11	55			2/5	40	2	4	6	7	9	2		5	3	14	2.8					
7	MULLER Edina Anita	2.0	5	70	14:03	4/10	40	4/10	40			1/2	50	3	7	10	3	3	3		4	5	9	1.8					
5	MEITNER Birgit	2.5	5	57	11:27	3/11	27	3/11	27			2/2	100	1	7	8	6	6	1		3	1	8	1.6					
11	SCHRATZ Nora	2.5	5	65	13:01	3/10	30	3/9	33	0/1	0				5	5	5	6	1		7	2	6	1.2					
4	KAUTZ Britta	1.0	2	21	10:53	0/1	0	0/1	0					1		1					2	2	0	0.0					
13	BEHRENS Alke	1.0	2	4	02:06	0/1	0	0/1	0														0	0.0					
Team/Coach																						3							
Totals						114/265	43	114/256	45	0/9	0	29/59	49	37	171	208	66	79	21	1	77	77	257	51.4					
Opponents						88/281	31	86/264	33	2/17	12	24/69	35	39	126	165	31	59	33	3	78	76	202	40.4					

#### AVERAGES PER GAME

	GER	Opponents
Points from Turnovers	45	37
Points in the Paint	168	106
Second Chance Points	34	17
Fast Break Points	2	6

	GER	Opponents
Total Field Goals Made	0.0	0.0
2 Points Field Goals Made	0.0	0.0
3 Points Field Goals Made	0.0	0.0
Free Throws Made	0.0	0.0
Offensive Rebounds	0.0	0.0
Defensive Rebounds	0.0	0.0
Total Rebounds	0.0	0.0
Assists	0.0	0.0
Fouls	0.0	0.0
Turnovers	0.0	0.0
Steals	0.0	0.0
Blocked Shots	0.0	0.0
Points from Turnovers	9.0	7.4
Points in the Paint	33.6	21.1
Second Chance Points	6.8	3.3
Fast Break Points	0.4	1.2

#### Legend:

%	Shooting Percentage	AS	Assists	BS	Blocked Shots	DR	Defensive Rebounds
FO	Fouls On	GP	Games Played	M/A	Made/Attempt	MIN	Minutes Played
MPG	Minutes Played Per Game	OR	Offensive Rebounds	PF	Fouls	PPG	Points Per Game
PTS	Points	ST	Steals	TO	Turnovers	TOT	Total Rebounds





## CUMULATIVE STATISTICS

累积技术统计表

### GER - GERMANY After 6 Games

No.	Name	Sport Class	GP	MIN	MPG	Field Goals		2 Points		3 Points		Free Throws		Rebounds			AS	TO	ST	BS	PF	FO	PTS	PPG				
						M/A	%	M/A	%	M/A	%	M/A	%	OR	DR	TOT												
15	MOHNEN Marina	4.5	6	199	33:19	47/98	48	47/94	50	0/4	0	10/15	67	12	51	63	19	15	10	1	19	20	104	17.3				
12	BUTTERBRODT Maren	4.5	6	165	27:38	24/46	52	24/44	55	0/2	0	15/31	48	6	49	55	16	7	5	1	15	32	63	10.5				
8	ZEYEN Annika	1.5	6	201	33:38	18/39	46	18/39	46			4/11	36	8	5	13	13	17			14	10	40	6.7				
14	KAHL Annette	4.5	6	74	12:29	15/36	42	15/36	42					5	16	21	2	6	1		7	3	30	5.0				
6	KUES Simone	1.0	6	140	23:28	9/25	36	9/25	36			1/5	20	1	15	16	2	9	2		3	10	19	3.2				
10	SCHUNEMANN Gesche	4.5	5	39	07:51	7/20	35	7/17	41	0/3	0	1/2	50	2	16	18	2	6	1		8	3	15	3.0				
9	SEIFERT Nicole	1.5	6	116	19:23	7/13	54	7/13	54			2/5	40	2	5	7	7	10	2		8	3	16	2.7				
5	MEITNER Birgit	2.5	6	80	13:22	5/16	31	5/16	31			2/4	50	2	8	10	8	8	3		3	3	12	2.0				
7	MULLER Edina Anita	2.0	6	85	14:17	4/11	36	4/11	36			1/2	50	3	10	13	4	5	3		5	6	9	1.5				
11	SCHRATZ Nora	2.5	6	66	11:06	3/10	30	3/9	33	0/1	0				6	6	5	6	1		7	2	6	1.0				
4	KAUTZ Britta	1.0	3	23	07:40	1/2	50	1/2	50					1	1	2			1		2	2	2	0.7				
13	BEHRENS Alke	1.0	3	5	01:46	0/1	0	0/1	0			1/1	100								1	1	1	0.3				
Team/Coach																						3						
Totals						140/317	44	140/307	46	0/10	0	37/76	49	45	201	246	78	92	29	2	92	95	317	52.8				
Opponents						102/331	31	99/305	32	3/26	12	35/85	41	46	148	194	39	72	41	3	96	91	242	40.3				

#### AVERAGES PER GAME

	GER	Opponents
Points from Turnovers	53	43
Points in the Paint	200	116
Second Chance Points	47	20
Fast Break Points	2	6

	GER	Opponents
Total Field Goals Made	0.0	0.0
2 Points Field Goals Made	0.0	0.0
3 Points Field Goals Made	0.0	0.0
Free Throws Made	0.0	0.0
Offensive Rebounds	0.0	0.0
Defensive Rebounds	0.0	0.0
Total Rebounds	0.0	0.0
Assists	0.0	0.0
Fouls	0.0	0.0
Turnovers	0.0	0.0
Steals	0.0	0.0
Blocked Shots	0.0	0.0
Points from Turnovers	8.8	7.1
Points in the Paint	33.3	19.3
Second Chance Points	7.8	3.3
Fast Break Points	0.3	1.0

#### Legend:

%	Shooting Percentage	AS	Assists	BS	Blocked Shots	DR	Defensive Rebounds
FO	Fouls On	GP	Games Played	M/A	Made/Attempt	MIN	Minutes Played
MPG	Minutes Played Per Game	OR	Offensive Rebounds	PF	Fouls	PPG	Points Per Game
PTS	Points	ST	Steals	TO	Turnovers	TOT	Total Rebounds



## CUMULATIVE STATISTICS

累积技术统计表

### GER - GERMANY After 6 Games

No.	Name	Sport Class	GP	MIN	MPG	Field Goals		2 Points		3 Points		Free Throws		Rebounds			AS	TO	ST	BS	PF	FO	PTS	PPG					
						M/A	%	M/A	%	M/A	%	M/A	%	OR	DR	TOT													
15	MOHNEN Marina	4.5	6	199	33:19	47/98	48	47/94	50	0/4	0	10/15	67	12	51	63	19	15	10	1	19	20	104	17.3					
12	BUTTERBRODT Maren	4.5	6	165	27:38	24/46	52	24/44	55	0/2	0	15/31	48	6	49	55	16	7	5	1	15	32	63	10.5					
8	ZEYEN Annika	1.5	6	201	33:38	18/39	46	18/39	46			4/11	36	8	5	13	13	17			14	10	40	6.7					
14	KAHL Annette	4.5	6	74	12:29	15/36	42	15/36	42					5	16	21	2	6	1		7	3	30	5.0					
6	KUES Simone	1.0	6	140	23:28	9/25	36	9/25	36			1/5	20	1	15	16	2	9	2		3	10	19	3.2					
10	SCHUNEMANN Gesche	4.5	5	39	07:51	7/20	35	7/17	41	0/3	0	1/2	50	2	16	18	2	6	1		8	3	15	3.0					
9	SEIFERT Nicole	1.5	6	116	19:23	7/13	54	7/13	54			2/5	40	2	5	7	7	10	2		8	3	16	2.7					
5	MEITNER Birgit	2.5	6	80	13:22	5/16	31	5/16	31			2/4	50	2	8	10	8	8	3		3	3	12	2.0					
7	MULLER Edina Anita	2.0	6	85	14:17	4/11	36	4/11	36			1/2	50	3	10	13	4	5	3		5	6	9	1.5					
11	SCHRATZ Nora	2.5	6	66	11:06	3/10	30	3/9	33	0/1	0				6	6	5	6	1		7	2	6	1.0					
4	KAUTZ Britta	1.0	3	23	07:40	1/2	50	1/2	50					1	1	2			1		2	2	2	0.7					
13	BEHRENS Alke	1.0	3	5	01:46	0/1	0	0/1	0			1/1	100								1	1	1	0.3					
Team/Coach																						3							
Totals						140/317	44	140/307	46	0/10	0	37/76	49	45	201	246	78	92	29	2	92	95	317	52.8					
Opponents						102/331	31	99/305	32	3/26	12	35/85	41	46	148	194	39	72	41	3	96	91	242	40.3					

#### AVERAGES PER GAME

	GER	Opponents
Points from Turnovers	53	43
Points in the Paint	200	116
Second Chance Points	47	20
Fast Break Points	2	6

	GER	Opponents
Total Field Goals Made	23.3	17.0
2 Points Field Goals Made	23.3	16.5
3 Points Field Goals Made		0.5
Free Throws Made	6.2	5.8
Offensive Rebounds	7.5	7.7
Defensive Rebounds	33.5	24.7
Total Rebounds	41.0	32.3
Assists	13.0	6.5
Fouls	15.3	16.0
Turnovers	15.3	12.0
Steals	4.8	6.8
Blocked Shots	0.3	0.5
Points from Turnovers	8.8	7.1
Points in the Paint	33.3	19.3
Second Chance Points	7.8	3.3
Fast Break Points	0.3	1.0

#### Legend:

%	Shooting Percentage	AS	Assists	BS	Blocked Shots	DR	Defensive Rebounds
FO	Fouls On	GP	Games Played	M/A	Made/Attempt	MIN	Minutes Played
MPG	Minutes Played Per Game	OR	Offensive Rebounds	PF	Fouls	PPG	Points Per Game
PTS	Points	ST	Steals	TO	Turnovers	TOT	Total Rebounds



## CUMULATIVE STATISTICS

累积技术统计表

### GER - GERMANY After 7 Games

No.	Name	Sport Class	GP	MIN	MPG	Field Goals		2 Points		3 Points		Free Throws		Rebounds			AS	TO	ST	BS	PF	FO	PTS	PPG					
						M/A	%	M/A	%	M/A	%	M/A	%	OR	DR	TOT													
15	MOHNEN Marina	4.5	7	233	33:24	53/110	48	53/106	50	0/4	0	11/16	69	13	63	76	22	20	11	2	20	22	117	16.7					
12	BUTTERBRODT Maren	4.5	7	200	28:41	27/56	48	27/54	50	0/2	0	15/31	48	9	56	65	19	9	6	1	20	35	69	9.9					
8	ZEYEN Annika	1.5	7	241	34:25	20/47	43	20/47	43			4/11	36	11	7	18	14	22		19	11	44	6.3						
14	KAHL Annette	4.5	7	78	11:15	15/38	39	15/38	39					6	17	23	2	6	1		7	3	30	4.3					
6	KUES Simone	1.0	7	169	24:12	11/32	34	11/32	34			1/5	20	2	15	17	2	9	2		3	10	23	3.3					
10	SCHUNEMANN Gesche	4.5	6	46	07:45	8/25	32	7/19	37	1/6	17	1/2	50	2	18	20	2	7	1		9	3	18	3.0					
9	SEIFERT Nicole	1.5	7	128	18:22	8/14	57	8/14	57			2/5	40	2	5	7	7	11	3		8	3	18	2.6					
5	MEITNER Birgit	2.5	7	96	13:47	6/18	33	6/18	33			2/4	50	2	11	13	9	8	3		4	3	14	2.0					
7	MULLER Edina Anita	2.0	7	105	15:06	6/15	40	6/15	40			1/2	50	3	11	14	4	7	3		6	8	13	1.9					
11	SCHRATZ Nora	2.5	7	70	10:03	3/12	25	3/11	27	0/1	0				6	6	5	6	1		7	2	6	0.9					
4	KAUTZ Britta	1.0	3	23	07:40	1/2	50	1/2	50					1	2	3			1		2	2	2	0.7					
13	BEHRENS Alke	1.0	3	5	01:46	0/1	0	0/1	0			1/1	100								1	1	1	0.3					
Team/Coach																						6							
Totals						158/370	43	157/357	44	1/13	8	38/77	49	56	230	286	86	111	32	3	106	103	355	50.7					
Opponents						122/389	31	118/359	33	4/30	13	44/99	44	56	169	225	46	79	47	4	104	105	292	41.7					

#### AVERAGES PER GAME

	GER	Opponents
Points from Turnovers	55	54
Points in the Paint	228	144
Second Chance Points	59	28
Fast Break Points	2	6

	GER	Opponents
Total Field Goals Made	22.6	17.4
2 Points Field Goals Made	22.4	16.9
3 Points Field Goals Made	0.1	0.6
Free Throws Made	5.4	6.3
Offensive Rebounds	8.0	8.0
Defensive Rebounds	32.9	24.1
Total Rebounds	40.9	32.1
Assists	12.3	6.6
Fouls	15.1	14.9
Turnovers	15.9	11.3
Steals	4.6	6.7
Blocked Shots	0.4	0.6
Points from Turnovers	7.9	7.7
Points in the Paint	32.6	20.5
Second Chance Points	8.4	4.0
Fast Break Points	0.3	0.8

#### Legend:

%	Shooting Percentage	AS	Assists	BS	Blocked Shots	DR	Defensive Rebounds
FO	Fouls On	GP	Games Played	M/A	Made/Attempt	MIN	Minutes Played
MPG	Minutes Played Per Game	OR	Offensive Rebounds	PF	Fouls	PPG	Points Per Game
PTS	Points	ST	Steals	TO	Turnovers	TOT	Total Rebounds



## CUMULATIVE STATISTICS

累积技术统计表

### GBR - GREAT BRITAIN After 1 Game

No.	Name	Sport Class	GP	MIN	MPG	Field Goals		2 Points		3 Points		Free Throws		Rebounds			AS	TO	ST	BS	PF	FO	PTS	PPG				
						M/A	%	M/A	%	M/A	%	M/A	%	OR	DR	TOT												
6	STRANGE Clare	1.5	1	37	37:39	2/14	14	2/11	18	0/3	0	1/8	13	2	2	3	2	1		4	5	5	5.0					
10	WAGER Sally	3.0	1	26	26:11	2/8	25	2/8	25			1/2	50	2	4	6	1	3		2	3	5	5.0					
13	SUGDEN Louise	2.0	1	25	25:40	2/5	40	2/5	40					1	2	3		1		2		4	4.0					
12	TURNER Helen	4.0	1	24	24:34	2/7	29	2/7	29					1	5	6		4				4	4.0					
14	McDONALD Pauline	2.5	1	3	03:09	2/2	100	2/2	100												1	4	4.0					
7	FREEMAN Helen	4.0	1	25	25:22	1/6	17	1/6	17					3	4	7	3	4				2	2.0					
15	MATTHEWS Caroline	4.5	1	15	15:04	1/5	20	1/5	20			0/2	0								1	2	2.0					
11	FOX Jill	1.5	1	14	14:20	1/1	100	1/1	100						5	5	1					2	2.0					
8	WILD Ann	2.0	1	11	11:15	1/3	33	1/3	33						2	2		1	1		1	2	2.0					
4	MACLEAN Caroline	2.0	1	16	16:46	0/3	0	0/3	0								1			1	1	0	0.0					
5	HARPER Joanne	1.0	0	0	00:00																	0	0.0					
9	JOHNSON Paula	2.5	0	0	00:00																	0	0.0					
Team/Coach																						1						
Totals						14/54	26	14/51	27	0/3	0	2/12	17	8	28	36	8	17	2		10	13	30	30.0				
Opponents						27/65	42	27/64	42	0/1	0	5/7	71	11	38	49	13	10	9	4	13	10	59	59.0				

#### AVERAGES PER GAME

	GBR	Opponents
Points from Turnovers	2	14
Points in the Paint	2	44
Second Chance Points	8	12
Fast Break Points	0	4

	GBR	Opponents
Total Field Goals Made	0.0	0.0
2 Points Field Goals Made	0.0	0.0
3 Points Field Goals Made	0.0	0.0
Free Throws Made	0.0	0.0
Offensive Rebounds	0.0	0.0
Defensive Rebounds	0.0	0.0
Total Rebounds	0.0	0.0
Assists	0.0	0.0
Fouls	0.0	0.0
Turnovers	0.0	0.0
Steals	0.0	0.0
Blocked Shots	0.0	0.0
Points from Turnovers	2.0	14.0
Points in the Paint	2.0	44.0
Second Chance Points	8.0	12.0
Fast Break Points	0.0	4.0

#### Legend:

%	Shooting Percentage	AS	Assists	BS	Blocked Shots	DR	Defensive Rebounds
FO	Fouls On	GP	Games Played	M/A	Made/Attempt	MIN	Minutes Played
MPG	Minutes Played Per Game	OR	Offensive Rebounds	PF	Fouls	PPG	Points Per Game
PTS	Points	ST	Steals	TO	Turnovers	TOT	Total Rebounds

## CUMULATIVE STATISTICS

累积技术统计表

### GBR - GREAT BRITAIN After 2 Games

No.	Name	Sport Class	GP	MIN	MPG	Field Goals		2 Points		3 Points		Free Throws		Rebounds			AS	TO	ST	BS	PF	FO	PTS	PPG				
						M/A	%	M/A	%	M/A	%	M/A	%	OR	DR	TOT												
6	STRANGE Clare	1.5	2	71	35:40	9/26	35	9/23	39	0/3	0	1/8	13	1	2	3	9	2	1		4	5	19	9.5				
12	TURNER Helen	4.0	2	51	25:45	8/20	40	8/20	40					5	9	14		4	2		2	1	16	8.0				
10	WAGER Sally	3.0	2	55	27:57	7/21	33	7/21	33			1/3	33	4	15	19	2	5	2		5	7	15	7.5				
13	SUGDEN Louise	2.0	2	55	27:50	5/10	50	5/10	50			0/3	0	1	7	8	1	3	2		3	3	10	5.0				
4	MACLEAN Caroline	2.0	2	46	23:23	5/15	33	5/15	33					1	5	6	1	4	1		3	3	10	5.0				
15	MATTHEWS Caroline	4.5	2	32	16:09	3/10	30	3/10	30			0/2	0	1	4	5	1					1	6	3.0				
7	FREEMAN Helen	4.0	2	28	14:18	2/11	18	2/11	18			1/2	50	7	6	13	3	4				1	5	2.5				
8	WILD Ann	2.0	2	18	09:04	2/5	40	2/5	40						2	2	2	1	1		1		4	2.0				
14	McDONALD Pauline	2.5	2	13	06:34	2/4	50	2/4	50					1		1		2				1	4	2.0				
11	FOX Jill	1.5	2	17	08:43	1/1	100	1/1	100			0/2	0	1	5	6	1					3	2	1.0				
5	HARPER Joanne	1.0	1	6	06:19																	0	0.0					
9	JOHNSON Paula	2.5	1	2	02:51	0/1	0	0/1	0						1	1						0	0.0					
Team/Coach																						1						
Totals						44/124	35	44/121	36	0/3	0	3/20	15	23	64	87	20	26	9		18	25	91	45.5				
Opponents						40/119	34	40/114	35	0/5	0	8/14	57	18	65	83	17	27	12	6	25	17	88	44.0				

#### AVERAGES PER GAME

	GBR	Opponents
Points from Turnovers	14	16
Points in the Paint	50	58
Second Chance Points	20	12
Fast Break Points	4	4

	GBR	Opponents
Total Field Goals Made	0.0	0.0
2 Points Field Goals Made	0.0	0.0
3 Points Field Goals Made	0.0	0.0
Free Throws Made	0.0	0.0
Offensive Rebounds	0.0	0.0
Defensive Rebounds	0.0	0.0
Total Rebounds	0.0	0.0
Assists	0.0	0.0
Fouls	0.0	0.0
Turnovers	0.0	0.0
Steals	0.0	0.0
Blocked Shots	0.0	0.0
Points from Turnovers	7.0	8.0
Points in the Paint	25.0	29.0
Second Chance Points	10.0	6.0
Fast Break Points	2.0	2.0

#### Legend:

%	Shooting Percentage	AS	Assists	BS	Blocked Shots	DR	Defensive Rebounds
FO	Fouls On	GP	Games Played	M/A	Made/Attempt	MIN	Minutes Played
MPG	Minutes Played Per Game	OR	Offensive Rebounds	PF	Fouls	PPG	Points Per Game
PTS	Points	ST	Steals	TO	Turnovers	TOT	Total Rebounds



## CUMULATIVE STATISTICS

累积技术统计表

### GBR - GREAT BRITAIN After 3 Games

No.	Name	Sport Class	GP	MIN	MPG	Field Goals		2 Points		3 Points		Free Throws		Rebounds			AS	TO	ST	BS	PF	FO	PTS	PPG				
						M/A	%	M/A	%	M/A	%	M/A	%	OR	DR	TOT												
6	STRANGE Clare	1.5	3	87	29:10	10/28	36	10/25	40	0/3	0	1/8	13	1	2	3	9	5	1		4	6	21	7.0				
12	TURNER Helen	4.0	3	79	26:24	10/28	36	10/28	36					7	13	20	2	9	3		3	1	20	6.7				
4	MACLEAN Caroline	2.0	3	80	26:40	9/25	36	8/23	35	1/2	50	0/2	0	1	7	8	1	7	2		4	6	19	6.3				
10	WAGER Sally	3.0	3	72	24:13	7/21	33	7/21	33			1/3	33	4	22	26	2	10	2		7	7	15	5.0				
15	MATTHEWS Caroline	4.5	3	47	15:57	7/18	39	7/18	39			0/2	0	2	6	8	1	1			1	1	14	4.7				
13	SUGDEN Louise	2.0	3	77	25:52	6/12	50	6/12	50			0/3	0	1	9	10	1	5	2		6	3	12	4.0				
7	FREEMAN Helen	4.0	3	53	17:41	4/14	29	4/14	29			2/4	50	8	7	15	6	8	1		1	3	10	3.3				
14	McDONALD Pauline	2.5	3	20	06:52	2/5	40	2/5	40			1/2	50	1		1		2			1	2	5	1.7				
8	WILD Ann	2.0	3	30	10:03	2/7	29	2/7	29						3	3	2	1	1		3	1	4	1.3				
11	FOX Jill	1.5	3	33	11:13	1/1	100	1/1	100			0/2	0	1	5	6	1	1			2	3	2	0.7				
5	HARPER Joanne	1.0	2	14	07:23																	1	0	0.0				
9	JOHNSON Paula	2.5	1	2	02:51	0/1	0	0/1	0					1	1	2							0	0.0				
Team/Coach																						1						
Totals						58/160	36	57/155	37	1/5	20	5/26	19	29	87	116	25	50	12			32	34	122	40.7			
Opponents						66/180	37	66/173	38	0/7	0	12/27	44	32	87	119	28	35	22	6	34	31	144	48.0				

#### AVERAGES PER GAME

	GBR	Opponents
Points from Turnovers	18	32
Points in the Paint	66	90
Second Chance Points	24	28
Fast Break Points	4	4

	GBR	Opponents
Total Field Goals Made	0.0	0.0
2 Points Field Goals Made	0.0	0.0
3 Points Field Goals Made	0.0	0.0
Free Throws Made	0.0	0.0
Offensive Rebounds	0.0	0.0
Defensive Rebounds	0.0	0.0
Total Rebounds	0.0	0.0
Assists	0.0	0.0
Fouls	0.0	0.0
Turnovers	0.0	0.0
Steals	0.0	0.0
Blocked Shots	0.0	0.0
Points from Turnovers	6.0	10.6
Points in the Paint	22.0	30.0
Second Chance Points	8.0	9.3
Fast Break Points	1.3	1.3

#### Legend:

%	Shooting Percentage	AS	Assists	BS	Blocked Shots	DR	Defensive Rebounds
FO	Fouls On	GP	Games Played	M/A	Made/Attempt	MIN	Minutes Played
MPG	Minutes Played Per Game	OR	Offensive Rebounds	PF	Fouls	PPG	Points Per Game
PTS	Points	ST	Steals	TO	Turnovers	TOT	Total Rebounds



## CUMULATIVE STATISTICS

累积技术统计表

### GBR - GREAT BRITAIN After 4 Games

No.	Name	Sport Class	GP	MIN	MPG	Field Goals		2 Points		3 Points		Free Throws		Rebounds			AS	TO	ST	BS	PF	FO	PTS	PPG				
						M/A	%	M/A	%	M/A	%	M/A	%	OR	DR	TOT												
6	STRANGE Clare	1.5	4	114	28:35	16/42	38	16/39	41	0/3	0	1/10	10	3	4	7	12	5	2		4	9	33	8.3				
10	WAGER Sally	3.0	4	111	27:50	11/33	33	11/33	33			4/11	36	5	28	33	2	13	4		7	13	26	6.5				
12	TURNER Helen	4.0	4	104	26:13	12/33	36	12/33	36					8	19	27	2	13	4		4	1	24	6.0				
4	MACLEAN Caroline	2.0	4	95	23:56	11/28	39	10/26	38	1/2	50	0/2	0	1	9	10	3	10	3		4	7	23	5.8				
7	FREEMAN Helen	4.0	4	80	20:02	8/25	32	8/25	32			2/8	25	8	7	15	6	10	1		3	6	18	4.5				
15	MATTHEWS Caroline	4.5	4	60	15:09	8/21	38	8/21	38			0/2	0	2	8	10	1	1	1		2	2	16	4.0				
13	SUGDEN Louise	2.0	4	93	23:20	7/15	47	7/15	47			0/5	0	1	12	13	1	7	2		8	5	14	3.5				
14	McDONALD Pauline	2.5	3	20	06:52	2/5	40	2/5	40			1/2	50	1		1		2			1	2	5	1.7				
8	WILD Ann	2.0	4	43	10:50	2/8	25	2/8	25						3	3	5	1	4		4	3	4	1.0				
11	FOX Jill	1.5	4	56	14:14	1/1	100	1/1	100			1/4	25	3	6	9	1	1			3	4	3	0.8				
5	HARPER Joanne	1.0	3	15	05:12																	1	0	0.0				
9	JOHNSON Paula	2.5	1	2	02:51	0/1	0	0/1	0					1	1	2						0	0.0					
Team/Coach																						1			1			
Totals						78/212	37	77/207	37	1/5	20	9/44	20	37	110	147	33	64	21			41	53	166	41.5			
Opponents						89/234	38	89/226	39	0/8	0	16/33	48	36	116	152	41	51	29	6	53	39	194	48.5				

#### AVERAGES PER GAME

	GBR	Opponents
Points from Turnovers	33	41
Points in the Paint	86	112
Second Chance Points	27	29
Fast Break Points	4	4

	GBR	Opponents
Total Field Goals Made	0.0	0.0
2 Points Field Goals Made	0.0	0.0
3 Points Field Goals Made	0.0	0.0
Free Throws Made	0.0	0.0
Offensive Rebounds	0.0	0.0
Defensive Rebounds	0.0	0.0
Total Rebounds	0.0	0.0
Assists	0.0	0.0
Fouls	0.0	0.0
Turnovers	0.0	0.0
Steals	0.0	0.0
Blocked Shots	0.0	0.0
Points from Turnovers	8.3	10.2
Points in the Paint	21.5	28.0
Second Chance Points	6.8	7.2
Fast Break Points	1.0	1.0

#### Legend:

%	Shooting Percentage	AS	Assists	BS	Blocked Shots	DR	Defensive Rebounds
FO	Fouls On	GP	Games Played	M/A	Made/Attempt	MIN	Minutes Played
MPG	Minutes Played Per Game	OR	Offensive Rebounds	PF	Fouls	PPG	Points Per Game
PTS	Points	ST	Steals	TO	Turnovers	TOT	Total Rebounds



## CUMULATIVE STATISTICS

累积技术统计表

### GBR - GREAT BRITAIN After 5 Games

No.	Name	Sport Class	GP	MIN	MPG	Field Goals		2 Points		3 Points		Free Throws		Rebounds			AS	TO	ST	BS	PF	FO	PTS	PPG					
						M/A	%	M/A	%	M/A	%	M/A	%	OR	DR	TOT													
6	STRANGE Clare	1.5	5	146	29:20	19/50	38	19/47	40	0/3	0	2/12	17	4	6	10	15	6	3		7	11	40	8.0					
10	WAGER Sally	3.0	5	146	29:18	18/47	38	18/47	38			4/13	31	6	37	43	2	15	5		10	15	40	8.0					
4	MACLEAN Caroline	2.0	5	119	23:50	14/38	37	13/36	36	1/2	50	0/2	0	1	12	13	5	11	3		9	8	29	5.8					
12	TURNER Helen	4.0	5	126	25:13	12/37	32	12/37	32					8	25	33	3	13	4		5	1	24	4.8					
7	FREEMAN Helen	4.0	5	115	23:02	10/36	28	10/34	29	0/2	0	3/10	30	10	11	21	9	12	1		5	13	23	4.6					
13	SUGDEN Louise	2.0	5	116	23:23	9/23	39	9/23	39			0/5	0	4	13	17	1	9	2		12	7	18	3.6					
15	MATTHEWS Caroline	4.5	5	65	13:07	8/21	38	8/21	38			0/2	0	2	9	11	1	2	1		2	2	16	3.2					
14	McDONALD Pauline	2.5	3	20	06:52	2/5	40	2/5	40			1/2	50	1		1		2			1	2	5	1.7					
8	WILD Ann	2.0	5	51	10:13	2/10	20	2/10	20			2/2	100		3	3	5	1	4		4	4	6	1.2					
11	FOX Jill	1.5	5	73	14:40	1/1	100	1/1	100			1/4	25	3	7	10	1	1			3	4	3	0.6					
5	HARPER Joanne	1.0	3	15	05:12																	1	0	0.0					
9	JOHNSON Paula	2.5	1	2	02:51	0/1	0	0/1	0					1	1	2						0	0.0						
Team/Coach																						2			1				
Totals						95/269	35	94/262	36	1/7	14	13/52	25	45	139	184	42	74	23		59	68	204	40.8					
Opponents						106/285	37	105/273	38	1/12	8	26/52	50	45	148	193	52	64	32	6	68	57	239	47.8					

#### AVERAGES PER GAME

	GBR	Opponents
Points from Turnovers	37	43
Points in the Paint	112	128
Second Chance Points	29	33
Fast Break Points	4	4

	GBR	Opponents
Total Field Goals Made	0.0	0.0
2 Points Field Goals Made	0.0	0.0
3 Points Field Goals Made	0.0	0.0
Free Throws Made	0.0	0.0
Offensive Rebounds	0.0	0.0
Defensive Rebounds	0.0	0.0
Total Rebounds	0.0	0.0
Assists	0.0	0.0
Fouls	0.0	0.0
Turnovers	0.0	0.0
Steals	0.0	0.0
Blocked Shots	0.0	0.0
Points from Turnovers	7.4	8.5
Points in the Paint	22.4	25.6
Second Chance Points	5.8	6.5
Fast Break Points	0.8	0.8

#### Legend:

%	Shooting Percentage	AS	Assists	BS	Blocked Shots	DR	Defensive Rebounds
FO	Fouls On	GP	Games Played	M/A	Made/Attempt	MIN	Minutes Played
MPG	Minutes Played Per Game	OR	Offensive Rebounds	PF	Fouls	PPG	Points Per Game
PTS	Points	ST	Steals	TO	Turnovers	TOT	Total Rebounds



## CUMULATIVE STATISTICS

累积技术统计表

### GBR - GREAT BRITAIN After 6 Games

No.	Name	Sport Class	GP	MIN	MPG	Field Goals		2 Points		3 Points		Free Throws		Rebounds			AS	TO	ST	BS	PF	FO	PTS	PPG				
						M/A	%	M/A	%	M/A	%	M/A	%	OR	DR	TOT												
10	WAGER Sally	3.0	6	176	29:27	20/59	34	20/59	34			6/15	40	7	40	47	3	16	5		13	16	46	7.7				
6	STRANGE Clare	1.5	6	168	28:05	19/55	35	19/51	37	0/4	0	3/14	21	5	7	12	17	6	3		7	14	41	6.8				
4	MACLEAN Caroline	2.0	6	150	25:08	18/51	35	17/48	35	1/3	33	0/3	0	3	17	20	10	14	5		11	11	37	6.2				
12	TURNER Helen	4.0	6	149	24:58	17/50	34	17/50	34			1/2	50	8	32	40	3	14	7		5	5	35	5.8				
7	FREEMAN Helen	4.0	6	145	24:11	15/46	33	15/44	34	0/2	0	3/12	25	12	16	28	12	15	1		7	16	33	5.5				
13	SUGDEN Louise	2.0	6	139	23:17	10/29	34	10/29	34			0/5	0	7	16	23	2	13	2		15	8	20	3.3				
15	MATTHEWS Caroline	4.5	6	69	11:35	8/23	35	8/23	35			0/2	0	3	10	13	1	3	1		2	2	16	2.7				
14	McDONALD Pauline	2.5	3	20	06:52	2/5	40	2/5	40			1/2	50	1		1		2			1	2	5	1.7				
8	WILD Ann	2.0	6	78	13:05	2/10	20	2/10	20			3/4	75	2	4	6	6	1	7		6	7	7	1.2				
11	FOX Jill	1.5	6	82	13:40	1/1	100	1/1	100			1/4	25	4	7	11	1	1			5	5	3	0.5				
5	HARPER Joanne	1.0	3	15	05:12																	1	0	0.0				
9	JOHNSON Paula	2.5	1	2	02:51	0/1	0	0/1	0					1	1	2							0	0.0				
Team/Coach																					2				1			
Totals						112/330	34	111/321	35	1/9	11	18/63	29	59	167	226	55	87	31			73	87	243	40.5			
Opponents						127/337	38	126/325	39	1/12	8	30/62	48	50	181	231	68	76	39	8	87	71	285	47.5				

#### AVERAGES PER GAME

	GBR	Opponents
Points from Turnovers	45	53
Points in the Paint	136	158
Second Chance Points	35	41
Fast Break Points	4	4

	GBR	Opponents
Total Field Goals Made	0.0	0.0
2 Points Field Goals Made	0.0	0.0
3 Points Field Goals Made	0.0	0.0
Free Throws Made	0.0	0.0
Offensive Rebounds	0.0	0.0
Defensive Rebounds	0.0	0.0
Total Rebounds	0.0	0.0
Assists	0.0	0.0
Fouls	0.0	0.0
Turnovers	0.0	0.0
Steals	0.0	0.0
Blocked Shots	0.0	0.0
Points from Turnovers	7.5	8.8
Points in the Paint	22.7	26.3
Second Chance Points	5.8	6.8
Fast Break Points	0.7	0.6

#### Legend:

%	Shooting Percentage	AS	Assists	BS	Blocked Shots	DR	Defensive Rebounds
FO	Fouls On	GP	Games Played	M/A	Made/Attempt	MIN	Minutes Played
MPG	Minutes Played Per Game	OR	Offensive Rebounds	PF	Fouls	PPG	Points Per Game
PTS	Points	ST	Steals	TO	Turnovers	TOT	Total Rebounds

## CUMULATIVE STATISTICS

累积技术统计表

### GBR - GREAT BRITAIN After 7 Games

No.	Name	Sport Class	GP	MIN	MPG	Field Goals		2 Points		3 Points		Free Throws		Rebounds			AS	TO	ST	BS	PF	FO	PTS	PPG				
						M/A	%	M/A	%	M/A	%	M/A	%	OR	DR	TOT												
10	WAGER Sally	3.0	7	192	27:33	22/65	34	22/65	34			6/19	32	7	47	54	3	17	5		16	19	50	7.1				
6	STRANGE Clare	1.5	7	189	27:04	20/59	34	20/55	36	0/4	0	4/15	27	5	10	15	20	6	3		7	15	44	6.3				
4	MACLEAN Caroline	2.0	7	188	26:51	21/58	36	20/55	36	1/3	33	0/3	0	3	19	22	12	15	5		13	12	43	6.1				
12	TURNER Helen	4.0	7	176	25:12	20/57	35	20/57	35			1/4	25	9	37	46	3	15	7		6	6	41	5.9				
7	FREEMAN Helen	4.0	7	167	23:59	18/54	33	18/52	35	0/2	0	4/18	22	15	16	31	14	15	1		7	20	40	5.7				
13	SUGDEN Louise	2.0	7	171	24:28	11/37	30	11/37	30			1/7	14	7	16	23	2	15	4		18	10	23	3.3				
15	MATTHEWS Caroline	4.5	7	86	12:24	11/27	41	11/27	41			0/2	0	3	12	15	1	6	2		3	2	22	3.1				
8	WILD Ann	2.0	7	99	14:14	3/13	23	3/13	23			4/10	40	3	8	11	7	3	8		7	11	10	1.4				
14	McDONALD Pauline	2.5	4	24	06:03	2/5	40	2/5	40			1/2	50	1		1					2	2	5	1.3				
11	FOX Jill	1.5	7	84	12:06	1/1	100	1/1	100			1/6	17	4	7	11	1	1			5	6	3	0.4				
5	HARPER Joanne	1.0	3	15	05:12																	1	0	0.0				
9	JOHNSON Paula	2.5	1	2	02:51	0/1	0	0/1	0														0	0.0				
Team/Coach																					5				1			
Totals						129/377	34	128/368	35	1/9	11	22/86	26	67	191	258	63	100	35			85	104	281	40.1			
Opponents						153/400	38	152/388	39	1/12	8	35/73	48	64	213	277	82	85	45	9	104	83	342	48.9				

#### AVERAGES PER GAME

	GBR	Opponents
Points from Turnovers	59	63
Points in the Paint	164	200
Second Chance Points	38	51
Fast Break Points	4	4

	GBR	Opponents
Total Field Goals Made	18.4	21.9
2 Points Field Goals Made	18.3	21.7
3 Points Field Goals Made	0.1	0.1
Free Throws Made	3.1	5.0
Offensive Rebounds	9.6	9.1
Defensive Rebounds	27.3	30.4
Total Rebounds	36.9	39.6
Assists	9.0	11.7
Fouls	12.1	14.9
Turnovers	14.3	12.1
Steals	5.0	6.4
Blocked Shots		1.3
Points from Turnovers	8.4	9.0
Points in the Paint	23.4	28.5
Second Chance Points	5.4	7.2
Fast Break Points	0.6	0.5

#### Legend:

%	Shooting Percentage	AS	Assists	BS	Blocked Shots	DR	Defensive Rebounds
FO	Fouls On	GP	Games Played	M/A	Made/Attempt	MIN	Minutes Played
MPG	Minutes Played Per Game	OR	Offensive Rebounds	PF	Fouls	PPG	Points Per Game
PTS	Points	ST	Steals	TO	Turnovers	TOT	Total Rebounds



## CUMULATIVE STATISTICS

累积技术统计表

### JPN - JAPAN After 1 Game

No.	Name	Sport Class	GP	MIN	MPG	Field Goals		2 Points		3 Points		Free Throws		Rebounds			AS	TO	ST	BS	PF	FO	PTS	PPG
						M/A	%	M/A	%	M/A	%	M/A	%	OR	DR	TOT								
15	AMIMOTO Mari	4.5	1	31	31:58	4/18	22	4/16	25	0/2	0	8/14	57	4	4	3	3			2	7	16	16.0	
12	TAKUBO Ikumi	4.0	1	40	40:00	5/14	36	5/14	36			1/4	25	5	6	11	1	1	3		3	2	11	11.0
5	MASHIKO Megumi	3.0	1	34	34:53	5/8	63	5/7	71	0/1	0	1/2	50	1	3	4	3	4	4		1	1	11	11.0
9	TAKABAYASHI Mika	1.5	1	40	40:00	3/7	43	3/6	50	0/1	0			3	2	5	5	2	2		3		6	6.0
10	YOSHIDA Erika	1.0	1	30	30:00	1/2	50	1/2	50					2	2	1	2	1		2		2	2.0	
4	BETTO Yuka	3.0	1	8	08:30	1/4	25	1/4	25							1		2				2	2.0	
7	TANEDA Kimi	1.0	1	6	06:37	0/1	0	0/1	0			1/2	50					1				1	1.0	
13	SUGAHARA Naoko	4.5	1	4	04:39	0/2	0	0/2	0					1	1		2				2	0	0.0	
6	URAMOTO Miki	2.5	1	3	03:23							0/2	0				1				1	0	0.0	
8	KOSUZUKI Tomomi	3.5	0	0	00:00																	0	0.0	
11	KAWAKAMI Rie	1.0	0	0	00:00																	0	0.0	
14	SOEDA Tomoe	3.5	0	0	00:00																	0	0.0	
Team/Coach																								
Totals						19/56	34	19/52	37	0/4	0	11/24	46	13	25	38	14	15	13		11	13	49	49.0
Opponents						21/59	36	20/55	36	1/4	25	3/11	27	15	27	42	13	19	6	2	14	11	46	46.0

#### AVERAGES PER GAME

	JPN	Opponents
Points from Turnovers	12	10
Points in the Paint	16	30
Second Chance Points	7	6
Fast Break Points	4	4

	JPN	Opponents
Total Field Goals Made	0.0	0.0
2 Points Field Goals Made	0.0	0.0
3 Points Field Goals Made	0.0	0.0
Free Throws Made	0.0	0.0
Offensive Rebounds	0.0	0.0
Defensive Rebounds	0.0	0.0
Total Rebounds	0.0	0.0
Assists	0.0	0.0
Fouls	0.0	0.0
Turnovers	0.0	0.0
Steals	0.0	0.0
Blocked Shots	0.0	0.0
Points from Turnovers	12.0	10.0
Points in the Paint	16.0	30.0
Second Chance Points	7.0	6.0
Fast Break Points	4.0	4.0

#### Legend:

%	Shooting Percentage	AS	Assists	BS	Blocked Shots	DR	Defensive Rebounds
FO	Fouls On	GP	Games Played	M/A	Made/Attempt	MIN	Minutes Played
MPG	Minutes Played Per Game	OR	Offensive Rebounds	PF	Fouls	PPG	Points Per Game
PTS	Points	ST	Steals	TO	Turnovers	TOT	Total Rebounds



## CUMULATIVE STATISTICS

累积技术统计表

### JPN - JAPAN After 2 Games

No.	Name	Sport Class	GP	MIN	MPG	Field Goals		2 Points		3 Points		Free Throws		Rebounds			AS	TO	ST	BS	PF	FO	PTS	PPG
						M/A	%	M/A	%	M/A	%	M/A	%	OR	DR	TOT								
15	AMIMOTO Mari	4.5	2	71	35:59	16/42	38	15/39	38	1/3	33	11/20	55	2	12	14	7	6	5		4	13	44	22.0
12	TAKUBO Ikumi	4.0	2	75	37:38	13/33	39	13/33	39			1/4	25	5	9	14	3	4	4		5	4	27	13.5
5	MASHIKO Megumi	3.0	2	47	23:58	6/11	55	6/9	67	0/2	0	1/2	50	1	3	4	7	6	5		2	1	13	6.5
9	TAKABAYASHI Mika	1.5	2	68	34:03	4/10	40	4/9	44	0/1	0			3	3	6	7	4	2		4	1	8	4.0
10	YOSHIDA Erika	1.0	2	49	24:51	2/3	67	2/3	67						3	3	1	2	2		3		4	2.0
4	BETTO Yuka	3.0	2	28	14:07	2/5	40	2/5	40						4	4	6	1	2		3	2	4	2.0
7	TANEDA Kimi	1.0	2	32	16:19	0/2	0	0/2	0			1/2	50	1	1	2			1		1		1	0.5
13	SUGAHARA Naoko	4.5	2	9	04:41	0/3	0	0/3	0						2	2		3	1		2	2	0	0.0
14	SOEDA Tomoe	3.5	1	7	07:11	0/1	0	0/1	0						1	1	1		1				0	0.0
11	KAWAKAMI Rie	1.0	1	6	06:10																		0	0.0
6	URAMOTO Miki	2.5	1	3	03:23							0/2	0					1				1	0	0.0
8	KOSUZUKI Tomomi	3.5	0	0	00:00																		0	0.0
Team/Coach																								
Totals						43/110	39	42/104	40	1/6	17	14/30	47	16	50	66	32	27	23		24	24	101	50.5
Opponents						37/112	33	36/101	36	1/11	9	5/26	19	31	55	86	23	45	9	3	25	24	80	40.0

#### AVERAGES PER GAME

	JPN	Opponents
Points from Turnovers	31	12
Points in the Paint	48	58
Second Chance Points	7	11
Fast Break Points	4	6

	JPN	Opponents
Total Field Goals Made	0.0	0.0
2 Points Field Goals Made	0.0	0.0
3 Points Field Goals Made	0.0	0.0
Free Throws Made	0.0	0.0
Offensive Rebounds	0.0	0.0
Defensive Rebounds	0.0	0.0
Total Rebounds	0.0	0.0
Assists	0.0	0.0
Fouls	0.0	0.0
Turnovers	0.0	0.0
Steals	0.0	0.0
Blocked Shots	0.0	0.0
Points from Turnovers	15.5	6.0
Points in the Paint	24.0	29.0
Second Chance Points	3.5	5.5
Fast Break Points	2.0	3.0

#### Legend:

%	Shooting Percentage	AS	Assists	BS	Blocked Shots	DR	Defensive Rebounds
FO	Fouls On	GP	Games Played	M/A	Made/Attempt	MIN	Minutes Played
MPG	Minutes Played Per Game	OR	Offensive Rebounds	PF	Fouls	PPG	Points Per Game
PTS	Points	ST	Steals	TO	Turnovers	TOT	Total Rebounds



## CUMULATIVE STATISTICS

累积技术统计表

### JPN - JAPAN After 3 Games

No.	Name	Sport Class	GP	MIN	MPG	Field Goals		2 Points		3 Points		Free Throws		Rebounds			AS	TO	ST	BS	PF	FO	PTS	PPG
						M/A	%	M/A	%	M/A	%	M/A	%	OR	DR	TOT								
15	AMIMOTO Mari	4.5	3	111	37:16	24/57	42	23/54	43	1/3	33	15/29	52	4	20	24	8	7	7		5	21	64	21.3
12	TAKUBO Ikumi	4.0	3	115	38:25	19/45	42	19/45	42			2/7	29	7	23	30	5	5	6		8	11	40	13.3
9	TAKABAYASHI Mika	1.5	3	107	35:48	9/19	47	9/18	50	0/1	0	1/2	50	6	3	9	8	7	3		5	4	19	6.3
5	MASHIKO Megumi	3.0	3	72	24:08	7/17	41	7/13	54	0/4	0	2/6	33	2	7	9	15	9	6		7	3	16	5.3
4	BETTO Yuka	3.0	3	43	14:21	5/11	45	5/11	45			0/2	0	2	6	8	6	5	3		6	3	10	3.3
10	YOSHIDA Erika	1.0	3	73	24:26	3/8	38	3/8	38					1	6	7	2	4	2		5		6	2.0
7	TANEDA Kimi	1.0	3	47	15:56	0/7	0	0/7	0			1/4	25	1	2	3	1		2		2	1	1	0.3
13	SUGAHARA Naoko	4.5	3	9	03:10	0/3	0	0/3	0						3	3		3	1		2	2	0	0.0
11	KAWAKAMI Rie	1.0	2	8	04:02																		0	0.0
14	SOEDA Tomoe	3.5	2	7	03:56	0/1	0	0/1	0						1	1	1		1		1		0	0.0
6	URAMOTO Miki	2.5	1	3	03:23							0/2	0					1				1	0	0.0
8	KOSUZUKI Tomomi	3.5	0	0	00:00																		0	0.0
Team/Coach																								
Totals						67/168	40	66/160	41	1/8	13	21/52	40	28	85	113	46	41	31		41	46	156	52.0
Opponents						60/177	34	58/162	36	2/15	13	10/43	23	44	84	128	32	57	15	4	47	41	132	44.0

#### AVERAGES PER GAME

	JPN	Opponents
Points from Turnovers	33	18
Points in the Paint	80	88
Second Chance Points	11	21
Fast Break Points	6	6

	JPN	Opponents
Total Field Goals Made	0.0	0.0
2 Points Field Goals Made	0.0	0.0
3 Points Field Goals Made	0.0	0.0
Free Throws Made	0.0	0.0
Offensive Rebounds	0.0	0.0
Defensive Rebounds	0.0	0.0
Total Rebounds	0.0	0.0
Assists	0.0	0.0
Fouls	0.0	0.0
Turnovers	0.0	0.0
Steals	0.0	0.0
Blocked Shots	0.0	0.0
Points from Turnovers	11.0	6.0
Points in the Paint	26.7	29.3
Second Chance Points	3.7	7.0
Fast Break Points	2.0	2.0

#### Legend:

%	Shooting Percentage	AS	Assists	BS	Blocked Shots	DR	Defensive Rebounds
FO	Fouls On	GP	Games Played	M/A	Made/Attempt	MIN	Minutes Played
MPG	Minutes Played Per Game	OR	Offensive Rebounds	PF	Fouls	PPG	Points Per Game
PTS	Points	ST	Steals	TO	Turnovers	TOT	Total Rebounds

## CUMULATIVE STATISTICS

累积技术统计表

### JPN - JAPAN After 4 Games

No.	Name	Sport Class	GP	MIN	MPG	Field Goals		2 Points		3 Points		Free Throws		Rebounds			AS	TO	ST	BS	PF	FO	PTS	PPG
						M/A	%	M/A	%	M/A	%	M/A	%	OR	DR	TOT								
15	AMIMOTO Mari	4.5	4	151	37:57	33/78	42	32/73	44	1/5	20	21/39	54	5	25	30	10	7	9		6	30	88	22.0
12	TAKUBO Ikumi	4.0	4	155	38:49	30/61	49	29/60	48	1/1	100	4/9	44	7	29	36	11	5	6		8	16	65	16.3
9	TAKABAYASHI Mika	1.5	4	143	35:50	11/24	46	11/23	48	0/1	0	2/4	50	6	4	10	9	9	5		9	6	24	6.0
5	MASHIKO Megumi	3.0	4	96	24:02	9/23	39	8/17	47	1/6	17	2/6	33	3	9	12	19	10	6		9	3	21	5.3
4	BETTO Yuka	3.0	4	54	13:37	6/12	50	6/12	50			0/2	0	2	6	8	7	5	3		6	3	12	3.0
10	YOSHIDA Erika	1.0	4	99	24:57	3/9	33	3/9	33					1	7	8	3	5	3		7	1	6	1.5
6	URAMOTO Miki	2.5	2	4	02:05	1/1	100	1/1	100			0/2	0					1				1	2	1.0
7	TANEDA Kimi	1.0	4	65	16:20	0/8	0	0/8	0			3/6	50	2	4	6	1	1	2		3	2	3	0.8
14	SOEDA Tomoe	3.5	3	11	03:58	0/2	0	0/1	0	0/1	0				2	2	2		1		1		0	0.0
13	SUGAHARA Naoko	4.5	3	9	03:10	0/3	0	0/3	0						3	3		3	1		2	2	0	0.0
11	KAWAKAMI Rie	1.0	2	8	04:02																	0	0.0	
8	KOSUZUKI Tomomi	3.5	0	0	00:00																	0	0.0	
Team/Coach																								
Totals						93/221	42	90/207	43	3/14	21	32/68	47	32	106	138	62	46	36		51	64	221	55.3
Opponents						84/237	35	82/220	37	2/17	12	11/48	23	62	108	170	45	72	18	6	65	51	181	45.3

#### AVERAGES PER GAME

	JPN	Opponents
Points from Turnovers	42	20
Points in the Paint	102	124
Second Chance Points	15	33
Fast Break Points	6	8

	JPN	Opponents
Total Field Goals Made	0.0	0.0
2 Points Field Goals Made	0.0	0.0
3 Points Field Goals Made	0.0	0.0
Free Throws Made	0.0	0.0
Offensive Rebounds	0.0	0.0
Defensive Rebounds	0.0	0.0
Total Rebounds	0.0	0.0
Assists	0.0	0.0
Fouls	0.0	0.0
Turnovers	0.0	0.0
Steals	0.0	0.0
Blocked Shots	0.0	0.0
Points from Turnovers	10.5	5.0
Points in the Paint	25.5	31.0
Second Chance Points	3.8	8.2
Fast Break Points	1.5	2.0

#### Legend:

%	Shooting Percentage	AS	Assists	BS	Blocked Shots	DR	Defensive Rebounds
FO	Fouls On	GP	Games Played	M/A	Made/Attempt	MIN	Minutes Played
MPG	Minutes Played Per Game	OR	Offensive Rebounds	PF	Fouls	PPG	Points Per Game
PTS	Points	ST	Steals	TO	Turnovers	TOT	Total Rebounds



## CUMULATIVE STATISTICS

累积技术统计表

### JPN - JAPAN After 5 Games

No.	Name	Sport Class	GP	MIN	MPG	Field Goals		2 Points		3 Points		Free Throws		Rebounds			AS	TO	ST	BS	PF	FO	PTS	PPG	
						M/A	%	M/A	%	M/A	%	M/A	%	OR	DR	TOT									
15	AMIMOTO Mari	4.5	5	191	38:20	36/91	40	34/85	40	2/6	33	24/49	49	7	28	35	15	10	9		8	37	98	19.6	
12	TAKUBO Ikumi	4.0	5	191	38:20	35/74	47	34/73	47	1/1	100	11/18	61	11	37	48	12	7	6		11	25	82	16.4	
9	TAKABAYASHI Mika	1.5	5	175	35:01	12/29	41	12/28	43	0/1	0	2/4	50	7	8	15	10	10	5		11	6	26	5.2	
5	MASHIKO Megumi	3.0	5	118	23:44	10/30	33	9/21	43	1/9	11	2/6	33	4	16	20	22	15	8		11	4	23	4.6	
4	BETTO Yuka	3.0	5	67	13:28	9/18	50	9/18	50			0/2	0	2	8	10	7	5	3		8	3	18	3.6	
10	YOSHIDA Erika	1.0	5	120	24:03	4/10	40	4/10	40					1	8	9	4	5	4		10	2	8	1.6	
7	TANEDA Kimi	1.0	5	88	17:38	2/13	15	2/13	15			3/6	50	2	5	7	1	1	2		4	2	7	1.4	
6	URAMOTO Miki	2.5	2	4	02:05	1/1	100	1/1	100			0/2	0					1				1	2	1.0	
13	SUGAHARA Naoko	4.5	4	13	03:18	1/4	25	1/4	25					1	3	4		4	1		2	2	2	0.5	
14	SOEDA Tomoe	3.5	4	16	04:08	0/2	0	0/1	0	0/1	0				3	3	2	1	1		1		0	0.0	
11	KAWAKAMI Rie	1.0	3	12	04:19																	0	0.0		
8	KOSUZUKI Tomomi	3.5	0	0	00:00																	0	0.0		
Team/Coach																									
Totals						110/272	40	106/254	42	4/18	22	42/87	48	41	138	179	73	59	39			66	82	266	53.2
Opponents						101/294	34	99/275	36	2/19	11	15/56	27	70	137	207	54	82	20	6		83	66	219	43.8

#### AVERAGES PER GAME

	JPN	Opponents
Points from Turnovers	44	24
Points in the Paint	118	150
Second Chance Points	19	35
Fast Break Points	6	8

	JPN	Opponents
Total Field Goals Made	0.0	0.0
2 Points Field Goals Made	0.0	0.0
3 Points Field Goals Made	0.0	0.0
Free Throws Made	0.0	0.0
Offensive Rebounds	0.0	0.0
Defensive Rebounds	0.0	0.0
Total Rebounds	0.0	0.0
Assists	0.0	0.0
Fouls	0.0	0.0
Turnovers	0.0	0.0
Steals	0.0	0.0
Blocked Shots	0.0	0.0
Points from Turnovers	8.8	4.7
Points in the Paint	23.6	30.0
Second Chance Points	3.8	7.0
Fast Break Points	1.2	1.6

#### Legend:

%	Shooting Percentage	AS	Assists	BS	Blocked Shots	DR	Defensive Rebounds
FO	Fouls On	GP	Games Played	M/A	Made/Attempt	MIN	Minutes Played
MPG	Minutes Played Per Game	OR	Offensive Rebounds	PF	Fouls	PPG	Points Per Game
PTS	Points	ST	Steals	TO	Turnovers	TOT	Total Rebounds



## CUMULATIVE STATISTICS

累积技术统计表

### JPN - JAPAN After 6 Games

No.	Name	Sport Class	GP	MIN	MPG	Field Goals		2 Points		3 Points		Free Throws		Rebounds			AS	TO	ST	BS	PF	FO	PTS	PPG
						M/A	%	M/A	%	M/A	%	M/A	%	OR	DR	TOT								
15	AMIMOTO Mari	4.5	6	228	38:04	41/110	37	39/98	40	2/12	17	31/57	54	9	32	41	16	14	13		12	43	115	19.2
12	TAKUBO Ikumi	4.0	6	231	38:37	40/88	45	39/87	45	1/1	100	12/20	60	12	43	55	14	8	7		13	28	93	15.5
9	TAKABAYASHI Mika	1.5	6	205	34:13	13/35	37	13/34	38	0/1	0	2/4	50	7	11	18	11	12	6		11	7	28	4.7
5	MASHIKO Megumi	3.0	6	134	22:21	12/33	36	10/22	45	2/11	18	2/8	25	5	18	23	23	16	8		14	5	28	4.7
4	BETTO Yuka	3.0	6	82	13:40	9/20	45	9/20	45			0/2	0	2	10	12	7	5	3		10	3	18	3.0
10	YOSHIDA Erika	1.0	6	140	23:24	4/12	33	4/12	33			1/2	50	2	9	11	5	5	5		15	3	9	1.5
7	TANEDA Kimi	1.0	6	110	18:23	3/15	20	3/15	20			3/6	50	3	5	8	1	1	3		5	2	9	1.5
6	URAMOTO Miki	2.5	2	4	02:05	1/1	100	1/1	100			0/2	0					1				1	2	1.0
14	SOEDA Tomoe	3.5	5	26	05:12	0/3	0	0/1	0	0/2	0	2/2	100		5	5	4	6	1		2	2	2	0.4
13	SUGAHARA Naoko	4.5	5	16	03:17	1/4	25	1/4	25					1	4	5		4	1		2	2	2	0.4
11	KAWAKAMI Rie	1.0	4	20	05:07	0/1	0	0/1	0													1	0	0.0
8	KOSUZUKI Tomomi	3.5	1	0	00:19																	0	0.0	
Team/Coach																								
Totals						124/322	39	119/295	40	5/27	19	53/103	51	48	160	208	81	72	47		84	97	306	51.0
Opponents						127/346	37	125/326	38	2/20	10	23/73	32	78	167	245	66	95	28	7	98	84	279	46.5

#### AVERAGES PER GAME

	JPN	Opponents
Points from Turnovers	50	32
Points in the Paint	128	182
Second Chance Points	22	48
Fast Break Points	6	8

	JPN	Opponents
Total Field Goals Made	0.0	0.0
2 Points Field Goals Made	0.0	0.0
3 Points Field Goals Made	0.0	0.0
Free Throws Made	0.0	0.0
Offensive Rebounds	0.0	0.0
Defensive Rebounds	0.0	0.0
Total Rebounds	0.0	0.0
Assists	0.0	0.0
Fouls	0.0	0.0
Turnovers	0.0	0.0
Steals	0.0	0.0
Blocked Shots	0.0	0.0
Points from Turnovers	8.3	5.3
Points in the Paint	21.3	30.3
Second Chance Points	3.7	8.0
Fast Break Points	1.0	1.3

#### Legend:

%	Shooting Percentage	AS	Assists	BS	Blocked Shots	DR	Defensive Rebounds
FO	Fouls On	GP	Games Played	M/A	Made/Attempt	MIN	Minutes Played
MPG	Minutes Played Per Game	OR	Offensive Rebounds	PF	Fouls	PPG	Points Per Game
PTS	Points	ST	Steals	TO	Turnovers	TOT	Total Rebounds





## CUMULATIVE STATISTICS

累积技术统计表

### JPN - JAPAN After 6 Games

No.	Name	Sport Class	GP	MIN	MPG	Field Goals		2 Points		3 Points		Free Throws		Rebounds			AS	TO	ST	BS	PF	FO	PTS	PPG
						M/A	%	M/A	%	M/A	%	M/A	%	OR	DR	TOT								
15	AMIMOTO Mari	4.5	6	228	38:04	41/110	37	39/98	40	2/12	17	31/57	54	9	32	41	16	14	13		12	43	115	19.2
12	TAKUBO Ikumi	4.0	6	231	38:37	40/88	45	39/87	45	1/1	100	12/20	60	12	43	55	14	8	7		13	28	93	15.5
9	TAKABAYASHI Mika	1.5	6	205	34:13	13/35	37	13/34	38	0/1	0	2/4	50	7	11	18	11	12	6		11	7	28	4.7
5	MASHIKO Megumi	3.0	6	134	22:21	12/33	36	10/22	45	2/11	18	2/8	25	5	18	23	23	16	8		14	5	28	4.7
4	BETTO Yuka	3.0	6	82	13:40	9/20	45	9/20	45			0/2	0	2	10	12	7	5	3		10	3	18	3.0
10	YOSHIDA Erika	1.0	6	140	23:24	4/12	33	4/12	33			1/2	50	2	9	11	5	5	5		15	3	9	1.5
7	TANEDA Kimi	1.0	6	110	18:23	3/15	20	3/15	20			3/6	50	3	5	8	1	1	3		5	2	9	1.5
6	URAMOTO Miki	2.5	2	4	02:05	1/1	100	1/1	100			0/2	0					1				1	2	1.0
14	SOEDA Tomoe	3.5	5	26	05:12	0/3	0	0/1	0	0/2	0	2/2	100		5	5	4	6	1		2	2	2	0.4
13	SUGAHARA Naoko	4.5	5	16	03:17	1/4	25	1/4	25					1	4	5		4	1		2	2	2	0.4
11	KAWAKAMI Rie	1.0	4	20	05:07	0/1	0	0/1	0													1	0	0.0
8	KOSUZUKI Tomomi	3.5	1	0	00:19																	0	0.0	
Team/Coach																								
Totals						124/322	39	119/295	40	5/27	19	53/103	51	48	160	208	81	72	47		84	97	306	51.0
Opponents						127/346	37	125/326	38	2/20	10	23/73	32	78	167	245	66	95	28	7	98	84	279	46.5

#### AVERAGES PER GAME

	JPN	Opponents
Points from Turnovers	50	32
Points in the Paint	128	182
Second Chance Points	22	48
Fast Break Points	6	8

	JPN	Opponents
Total Field Goals Made	20.7	21.2
2 Points Field Goals Made	19.8	20.8
3 Points Field Goals Made	0.8	0.3
Free Throws Made	8.8	3.8
Offensive Rebounds	8.0	13.0
Defensive Rebounds	26.7	27.8
Total Rebounds	34.7	40.8
Assists	13.5	11.0
Fouls	14.0	16.3
Turnovers	12.0	15.8
Steals	7.8	4.7
Blocked Shots		1.2
Points from Turnovers	8.3	5.3
Points in the Paint	21.3	30.3
Second Chance Points	3.7	8.0
Fast Break Points	1.0	1.3

#### Legend:

%	Shooting Percentage	AS	Assists	BS	Blocked Shots	DR	Defensive Rebounds
FO	Fouls On	GP	Games Played	M/A	Made/Attempt	MIN	Minutes Played
MPG	Minutes Played Per Game	OR	Offensive Rebounds	PF	Fouls	PPG	Points Per Game
PTS	Points	ST	Steals	TO	Turnovers	TOT	Total Rebounds



## CUMULATIVE STATISTICS

累积技术统计表

### JPN - JAPAN After 7 Games

No.	Name	Sport Class	GP	MIN	MPG	Field Goals		2 Points		3 Points		Free Throws		Rebounds			AS	TO	ST	BS	PF	FO	PTS	PPG				
						M/A	%	M/A	%	M/A	%	M/A	%	OR	DR	TOT												
15	AMIMOTO Mari	4.5	7	258	36:55	47/129	36	45/117	38	2/12	17	37/65	57	11	38	49	19	15	16		14	49	133	19.0				
12	TAKUBO Ikumi	4.0	7	261	37:23	46/110	42	45/109	41	1/1	100	14/25	56	17	50	67	15	10	7		15	35	107	15.3				
5	MASHIKO Megumi	3.0	7	141	20:10	14/37	38	11/24	46	3/13	23	2/8	25	5	19	24	23	17	8		15	5	33	4.7				
9	TAKABAYASHI Mika	1.5	7	227	32:31	14/44	32	14/42	33	0/2	0	4/6	67	10	12	22	12	14	7		14	8	32	4.6				
4	BETTO Yuka	3.0	7	97	13:54	9/23	39	9/23	39			1/4	25	3	11	14	7	5	4		11	4	19	2.7				
10	YOSHIDA Erika	1.0	7	150	21:27	4/13	31	4/13	31			1/2	50	2	9	11	5	5	5		15	3	9	1.3				
7	TANEDA Kimi	1.0	7	134	19:15	3/17	18	3/17	18			3/6	50	3	7	10	1	2	5		8	3	9	1.3				
14	SOEDA Tomoe	3.5	6	37	06:18	2/5	40	1/2	50	1/3	33	2/2	100		5	5	6	7	1		4	2	7	1.2				
6	URAMOTO Miki	2.5	2	4	02:05	1/1	100	1/1	100			0/2	0					1				1	2	1.0				
13	SUGAHARA Naoko	4.5	5	16	03:17	1/4	25	1/4	25					1	4	5		4	1		2	2	2	0.4				
11	KAWAKAMI Rie	1.0	5	28	05:37	0/1	0	0/1	0									1	3			2	0	0.0				
8	KOSUZUKI Tomomi	3.5	1	0	00:19																	0	0.0					
Team/Coach																						1						
Totals						141/384	37	134/353	38	7/31	23	64/120	53	60	181	241	88	82	57			98	114	353	50.4			
Opponents						152/399	38	149/377	40	3/22	14	25/82	30	89	202	291	79	116	34	7	115	98	332	47.4				

#### AVERAGES PER GAME

	JPN	Opponents
Points from Turnovers	63	38
Points in the Paint	150	224
Second Chance Points	32	58
Fast Break Points	6	8

	JPN	Opponents
Total Field Goals Made	20.1	21.7
2 Points Field Goals Made	19.1	21.3
3 Points Field Goals Made	1.0	0.4
Free Throws Made	9.1	3.6
Offensive Rebounds	8.6	12.7
Defensive Rebounds	25.9	28.9
Total Rebounds	34.4	41.6
Assists	12.6	11.3
Fouls	14.0	16.4
Turnovers	11.7	16.6
Steals	8.1	4.9
Blocked Shots		1.0
Points from Turnovers	9.0	5.4
Points in the Paint	21.4	32.0
Second Chance Points	4.6	8.2
Fast Break Points	0.9	1.1

#### Legend:

%	Shooting Percentage	AS	Assists	BS	Blocked Shots	DR	Defensive Rebounds
FO	Fouls On	GP	Games Played	M/A	Made/Attempt	MIN	Minutes Played
MPG	Minutes Played Per Game	OR	Offensive Rebounds	PF	Fouls	PPG	Points Per Game
PTS	Points	ST	Steals	TO	Turnovers	TOT	Total Rebounds

## CUMULATIVE STATISTICS

累积技术统计表

### MEX - MEXICO After 1 Game

No.	Name	Sport Class	GP	MIN	MPG	Field Goals		2 Points		3 Points		Free Throws		Rebounds			AS	TO	ST	BS	PF	FO	PTS	PPG				
						M/A	%	M/A	%	M/A	%	M/A	%	OR	DR	TOT												
9	VAZQUEZ DELGADILLO Lucia	4.0	1	38	38:54	9/22	41	8/15	53	1/7	14	2/4	50	2	15	17	2	4		1	2	6	21	21.0				
12	MIRANDA Claudia Magali	3.0	1	20	20:41	4/7	57	4/6	67	0/1	0	2/2	100	1	2	3	3	2			3	2	10	10.0				
6	TORRES LOPEZ Rocio	3.5	1	24	24:23	2/5	40	2/4	50	0/1	0			1	5	6		6	1		3		4	4.0				
7	ESTRADA BERNAL Floralia	4.0	1	16	16:43	1/4	25	1/4	25			1/2	50	3	3	6		2			3	3	3	3.0				
4	VAZQUEZ SUAREZ Cecilia	2.5	1	21	21:28	1/3	33	1/3	33						1	1		2				1	2	2.0				
5	RODRIGUEZ VELAZQU.	2.0	1	18	18:32	1/3	33	1/3	33					1	4	5		1				1	2	2.0				
10	CAMARA ARANGO Rosa	3.0	1	11	11:06	1/1	100	1/1	100					1	1	2		1			1		2	2.0				
11	TORRES RODRIGUEZ Alma	3.0	1	8	08:13	1/3	33	1/3	33									2					2	2.0				
15	GARCIA AMADOR Wendy	1.0	1	40	40:00	0/6	0	0/5	0	0/1	0				3	3	1	1			2	2	0	0.0				
8	PEREZ PACHECO Anaisa	2.5	0	0	00:00																		0	0.0				
13	GUZMAN ACOSTA Rubicela	3.0	0	0	00:00																		0	0.0				
14	VERA Rosa Herlinda	2.0	0	0	00:00																		0	0.0				
Team/Coach																						1						
Totals						20/54	37	19/44	43	1/10	10	5/8	63	11	36	47	6	22	1	1	14	15	46	46.0				
Opponents						25/76	33	25/74	34	0/2	0	9/17	53	19	24	43	9	6	13	2	15	14	59	59.0				

#### AVERAGES PER GAME

	MEX	Opponents
Points from Turnovers	3	16
Points in the Paint	28	42
Second Chance Points	15	20
Fast Break Points	6	6

	MEX	Opponents
Total Field Goals Made	0.0	0.0
2 Points Field Goals Made	0.0	0.0
3 Points Field Goals Made	0.0	0.0
Free Throws Made	0.0	0.0
Offensive Rebounds	0.0	0.0
Defensive Rebounds	0.0	0.0
Total Rebounds	0.0	0.0
Assists	0.0	0.0
Fouls	0.0	0.0
Turnovers	0.0	0.0
Steals	0.0	0.0
Blocked Shots	0.0	0.0
Points from Turnovers	3.0	16.0
Points in the Paint	28.0	42.0
Second Chance Points	15.0	20.0
Fast Break Points	6.0	6.0

#### Legend:

%	Shooting Percentage	AS	Assists	BS	Blocked Shots	DR	Defensive Rebounds
FO	Fouls On	GP	Games Played	M/A	Made/Attempt	MIN	Minutes Played
MPG	Minutes Played Per Game	OR	Offensive Rebounds	PF	Fouls	PPG	Points Per Game
PTS	Points	ST	Steals	TO	Turnovers	TOT	Total Rebounds



## CUMULATIVE STATISTICS

累积技术统计表

### MEX - MEXICO After 2 Games

No.	Name	Sport Class	GP	MIN	MPG	Field Goals		2 Points		3 Points		Free Throws		Rebounds			AS	TO	ST	BS	PF	FO	PTS	PPG				
						M/A	%	M/A	%	M/A	%	M/A	%	OR	DR	TOT												
9	VAZQUEZ DELGADILLO Lucia	4.0	2	78	39:27	14/38	37	13/26	50	1/12	8	2/7	29	4	24	28	8	11		1	4	9	31	15.5				
12	MIRANDA Claudia Magali	3.0	2	41	20:42	6/12	50	6/10	60	0/2	0	2/2	100	3	2	5	4	6			5	2	14	7.0				
7	ESTRADA BERNAL Floralia	4.0	2	36	18:28	4/15	27	4/15	27			2/9	22	8	4	12	1	2			4	8	10	5.0				
4	VAZQUEZ SUAREZ Cecilia	2.5	2	41	20:37	4/8	50	4/8	50					3	3	6		7	2		2	1	8	4.0				
6	TORRES LOPEZ Rocio	3.5	2	44	22:04	3/10	30	3/8	38	0/2	0			1	11	12		7	1	1	3	1	6	3.0				
13	GUZMAN ACOSTA Rubicela	3.0	1	7	07:00	1/2	50	1/2	50			1/3	33	1	1	2		3				2	3	3.0				
15	GARCIA AMADOR Wendy	1.0	2	80	40:00	1/12	8	1/11	9	0/1	0	0/2	0	3	7	10	3	5			4	4	2	1.0				
5	RODRIGUEZ VELAZQU.	2.0	2	38	19:23	1/3	33	1/3	33					1	6	7		2	1			1	2	1.0				
10	CAMARA ARANGO Rosa	3.0	2	19	09:58	1/2	50	1/2	50					1	1	2		2			2		2	1.0				
11	TORRES RODRIGUEZ Alma	3.0	2	11	05:50	1/5	20	1/5	20									2			1		2	1.0				
8	PEREZ PACHECO Anaisa	2.5	0	0	00:00																	0	0.0					
14	VERA Rosa Herlinda	2.0	0	0	00:00																	0	0.0					
Team/Coach																						1						
Totals						36/107	34	35/90	39	1/17	6	7/23	30	27	64	91	16	48	4	2	25	28	80	40.0				
Opponents						49/130	38	48/126	38	1/4	25	12/23	52	22	49	71	27	18	23	2	28	25	111	55.5				

#### AVERAGES PER GAME

	MEX	Opponents
Points from Turnovers	5	35
Points in the Paint	56	74
Second Chance Points	20	20
Fast Break Points	8	6

	MEX	Opponents
Total Field Goals Made	0.0	0.0
2 Points Field Goals Made	0.0	0.0
3 Points Field Goals Made	0.0	0.0
Free Throws Made	0.0	0.0
Offensive Rebounds	0.0	0.0
Defensive Rebounds	0.0	0.0
Total Rebounds	0.0	0.0
Assists	0.0	0.0
Fouls	0.0	0.0
Turnovers	0.0	0.0
Steals	0.0	0.0
Blocked Shots	0.0	0.0
Points from Turnovers	2.5	17.5
Points in the Paint	28.0	37.0
Second Chance Points	10.0	10.0
Fast Break Points	4.0	3.0

#### Legend:

%	Shooting Percentage	AS	Assists	BS	Blocked Shots	DR	Defensive Rebounds
FO	Fouls On	GP	Games Played	M/A	Made/Attempt	MIN	Minutes Played
MPG	Minutes Played Per Game	OR	Offensive Rebounds	PF	Fouls	PPG	Points Per Game
PTS	Points	ST	Steals	TO	Turnovers	TOT	Total Rebounds



## CUMULATIVE STATISTICS

累积技术统计表

### MEX - MEXICO After 3 Games

No.	Name	Sport Class	GP	MIN	MPG	Field Goals		2 Points		3 Points		Free Throws		Rebounds			AS	TO	ST	BS	PF	FO	PTS	PPG				
						M/A	%	M/A	%	M/A	%	M/A	%	OR	DR	TOT												
9	VAZQUEZ DELGADILLO Lucia	4.0	3	112	37:24	23/57	40	20/39	51	3/18	17	5/16	31	6	33	39	10	14	2	1	7	17	54	18.0				
12	MIRANDA Claudia Magali	3.0	3	59	19:43	8/19	42	8/17	47	0/2	0	2/2	100	3	2	5	5	12			6	2	18	6.0				
7	ESTRADA BERNAL Floralia	4.0	3	56	18:42	6/23	26	6/23	26			4/11	36	13	5	18	1	5	2	1	4	14	16	5.3				
13	GUZMAN ACOSTA Rubicela	3.0	1	7	07:00	1/2	50	1/2	50			1/3	33	1	1	2		3				2	3	3.0				
6	TORRES LOPEZ Rocio	3.5	3	71	23:52	4/16	25	4/13	31	0/3	0			3	18	21	1	13	2	1	5	2	8	2.7				
4	VAZQUEZ SUAREZ Cecilia	2.5	3	49	16:32	4/10	40	4/10	40			0/2	0	3	4	7		9	2		4	2	8	2.7				
10	CAMARA ARANGO Rosa	3.0	3	35	11:59	2/4	50	2/4	50					1	4	5	1	4			3	1	4	1.3				
15	GARCIA AMADOR Wendy	1.0	3	120	40:00	1/17	6	1/14	7	0/3	0	0/2	0	4	7	11	4	6			7	5	2	0.7				
5	RODRIGUEZ VELAZQU.	2.0	3	60	20:00	1/4	25	1/4	25			0/2	0	1	8	9		3	2		1	3	2	0.7				
11	TORRES RODRIGUEZ Alma	3.0	3	17	05:57	1/6	17	1/6	17					1	1	2		2			1		2	0.7				
14	VERA Rosa Herlinda	2.0	1	10	10:22																1		0	0.0				
8	PEREZ PACHECO Anaisa	2.5	0	0	00:00																		0	0.0				
Team/Coach																						1						
Totals						51/158	32	48/132	36	3/26	12	12/38	32	38	91	129	22	72	10	3	39	48	117	39.0				
Opponents						74/191	39	73/184	40	1/7	14	15/33	45	34	79	113	42	35	37	3	48	39	164	54.7				

#### AVERAGES PER GAME

	MEX	Opponents
Points from Turnovers	18	54
Points in the Paint	76	110
Second Chance Points	30	25
Fast Break Points	8	6

	MEX	Opponents
Total Field Goals Made	0.0	0.0
2 Points Field Goals Made	0.0	0.0
3 Points Field Goals Made	0.0	0.0
Free Throws Made	0.0	0.0
Offensive Rebounds	0.0	0.0
Defensive Rebounds	0.0	0.0
Total Rebounds	0.0	0.0
Assists	0.0	0.0
Fouls	0.0	0.0
Turnovers	0.0	0.0
Steals	0.0	0.0
Blocked Shots	0.0	0.0
Points from Turnovers	6.0	18.0
Points in the Paint	25.3	36.6
Second Chance Points	10.0	8.3
Fast Break Points	2.7	2.0

#### Legend:

%	Shooting Percentage	AS	Assists	BS	Blocked Shots	DR	Defensive Rebounds
FO	Fouls On	GP	Games Played	M/A	Made/Attempt	MIN	Minutes Played
MPG	Minutes Played Per Game	OR	Offensive Rebounds	PF	Fouls	PPG	Points Per Game
PTS	Points	ST	Steals	TO	Turnovers	TOT	Total Rebounds



## CUMULATIVE STATISTICS

累积技术统计表

### MEX - MEXICO After 4 Games

No.	Name	Sport Class	GP	MIN	MPG	Field Goals		2 Points		3 Points		Free Throws		Rebounds			AS	TO	ST	BS	PF	FO	PTS	PPG				
						M/A	%	M/A	%	M/A	%	M/A	%	OR	DR	TOT												
9	VAZQUEZ DELGADILLO Lucia	4.0	4	152	38:03	27/73	37	24/53	45	3/20	15	9/23	39	7	41	48	12	20	4	1	10	22	66	16.5				
7	ESTRADA BERNAL Floralia	4.0	4	79	19:49	8/26	31	8/26	31			4/11	36	13	7	20	2	7	4	1	7	14	20	5.0				
12	MIRANDA Claudia Magali	3.0	4	66	16:42	9/21	43	9/19	47	0/2	0	2/2	100	3	2	5	5	12	1		7	2	20	5.0				
15	GARCIA AMADOR Wendy	1.0	4	160	40:00	7/28	25	5/21	24	2/7	29	0/2	0	4	8	12	5	10			10	5	16	4.0				
13	GUZMAN ACOSTA Rubicela	3.0	1	7	07:00	1/2	50	1/2	50			1/3	33	1	1	2		3				2	3	3.0				
4	VAZQUEZ SUAREZ Cecilia	2.5	4	64	16:13	5/11	45	5/11	45			0/2	0	3	5	8		9	2		4	3	10	2.5				
6	TORRES LOPEZ Rocio	3.5	4	88	22:07	4/18	22	4/15	27	0/3	0			4	23	27	1	18	2	1	6	2	8	2.0				
10	CAMARA ARANGO Rosa	3.0	4	47	11:48	2/6	33	2/6	33					1	4	5	1	4			4	1	4	1.0				
11	TORRES RODRIGUEZ Alma	3.0	4	34	08:30	2/9	22	2/9	22					1	4	5	2	2	2		1		4	1.0				
14	VERA Rosa Herlinda	2.0	2	14	07:05	1/1	100	1/1	100									2			2		2	1.0				
5	RODRIGUEZ VELAZQU.	2.0	4	80	20:13	1/4	25	1/4	25			0/2	0	1	10	11		6	2		3	3	2	0.5				
8	PEREZ PACHECO Anaisa	2.5	1	4	04:57																1		0	0.0				
Team/Coach																						5						
Totals						67/199	34	62/167	37	5/32	16	16/45	36	40	115	155	28	98	17	3	55	54	155	38.8				
Opponents						105/258	41	104/246	42	1/12	8	24/48	50	50	102	152	55	47	50	3	54	55	235	58.8				

#### AVERAGES PER GAME

	MEX	Opponents
Points from Turnovers	25	78
Points in the Paint	102	160
Second Chance Points	30	45
Fast Break Points	10	10

	MEX	Opponents
Total Field Goals Made	0.0	0.0
2 Points Field Goals Made	0.0	0.0
3 Points Field Goals Made	0.0	0.0
Free Throws Made	0.0	0.0
Offensive Rebounds	0.0	0.0
Defensive Rebounds	0.0	0.0
Total Rebounds	0.0	0.0
Assists	0.0	0.0
Fouls	0.0	0.0
Turnovers	0.0	0.0
Steals	0.0	0.0
Blocked Shots	0.0	0.0
Points from Turnovers	6.3	19.5
Points in the Paint	25.5	40.0
Second Chance Points	7.5	11.2
Fast Break Points	2.5	2.5

#### Legend:

%	Shooting Percentage	AS	Assists	BS	Blocked Shots	DR	Defensive Rebounds
FO	Fouls On	GP	Games Played	M/A	Made/Attempt	MIN	Minutes Played
MPG	Minutes Played Per Game	OR	Offensive Rebounds	PF	Fouls	PPG	Points Per Game
PTS	Points	ST	Steals	TO	Turnovers	TOT	Total Rebounds



## CUMULATIVE STATISTICS

累积技术统计表

### MEX - MEXICO After 5 Games

No.	Name	Sport Class	GP	MIN	MPG	Field Goals		2 Points		3 Points		Free Throws		Rebounds			AS	TO	ST	BS	PF	FO	PTS	PPG					
						M/A	%	M/A	%	M/A	%	M/A	%	OR	DR	TOT													
9	VAZQUEZ DELGADILLO Lucia	4.0	5	191	38:15	38/99	38	34/75	45	4/24	17	15/30	50	10	47	57	19	25	7	1	13	30	95	19.0					
15	GARCIA AMADOR Wendy	1.0	5	199	39:48	10/39	26	7/30	23	3/9	33	0/5	0	4	13	17	7	12	1		14	6	23	4.6					
7	ESTRADA BERNAL Floralia	4.0	5	92	18:25	9/28	32	9/28	32			5/13	38	15	9	24	2	8	4	1	9	15	23	4.6					
12	MIRANDA Claudia Magali	3.0	5	69	13:49	9/22	41	9/20	45	0/2	0	2/4	50	3	2	5	5	12	1		7	2	20	4.0					
13	GUZMAN ACOSTA Rubicela	3.0	2	21	10:57	3/5	60	3/5	60			2/5	40	2	1	3		3				3	8	4.0					
6	TORRES LOPEZ Rocio	3.5	5	115	23:08	7/26	27	7/23	30	0/3	0	0/2	0	5	28	33	1	21	4	1	10	3	14	2.8					
4	VAZQUEZ SUAREZ Cecilia	2.5	5	89	17:57	7/13	54	7/13	54			0/2	0	4	6	10		9	2		7	3	14	2.8					
11	TORRES RODRIGUEZ Alma	3.0	5	54	10:48	2/11	18	2/11	18					2	6	8	3	3	4		1	1	4	0.8					
10	CAMARA ARANGO Rosa	3.0	5	50	10:10	2/6	33	2/6	33					1	4	5	1	4			5	1	4	0.8					
14	VERA Rosa Herlinda	2.0	3	15	05:02	1/1	100	1/1	100									2			2		2	0.7					
5	RODRIGUEZ VELAZQU.	2.0	5	96	19:12	1/6	17	1/6	17			0/4	0	1	12	13		6	2		4	5	2	0.4					
8	PEREZ PACHECO Anaisa	2.5	1	4	04:57																1		0	0.0					
Team/Coach																						5				1			
Totals						89/257	35	82/219	37	7/38	18	24/65	37	50	142	192	38	110	25	3	74	69	209	41.8					
Opponents						123/303	41	122/289	42	1/14	7	32/67	48	53	133	186	66	64	56	3	70	74	279	55.8					

#### AVERAGES PER GAME

	MEX	Opponents
Points from Turnovers	33	84
Points in the Paint	130	194
Second Chance Points	39	47
Fast Break Points	10	10

	MEX	Opponents
Total Field Goals Made	0.0	0.0
2 Points Field Goals Made	0.0	0.0
3 Points Field Goals Made	0.0	0.0
Free Throws Made	0.0	0.0
Offensive Rebounds	0.0	0.0
Defensive Rebounds	0.0	0.0
Total Rebounds	0.0	0.0
Assists	0.0	0.0
Fouls	0.0	0.0
Turnovers	0.0	0.0
Steals	0.0	0.0
Blocked Shots	0.0	0.0
Points from Turnovers	6.6	16.8
Points in the Paint	26.0	38.7
Second Chance Points	7.8	9.4
Fast Break Points	2.0	2.0

#### Legend:

%	Shooting Percentage	AS	Assists	BS	Blocked Shots	DR	Defensive Rebounds
FO	Fouls On	GP	Games Played	M/A	Made/Attempt	MIN	Minutes Played
MPG	Minutes Played Per Game	OR	Offensive Rebounds	PF	Fouls	PPG	Points Per Game
PTS	Points	ST	Steals	TO	Turnovers	TOT	Total Rebounds



## CUMULATIVE STATISTICS

累积技术统计表

### MEX - MEXICO After 5 Games

No.	Name	Sport Class	GP	MIN	MPG	Field Goals		2 Points		3 Points		Free Throws		Rebounds			AS	TO	ST	BS	PF	FO	PTS	PPG					
						M/A	%	M/A	%	M/A	%	M/A	%	OR	DR	TOT													
9	VAZQUEZ DELGADILLO Lucia	4.0	5	191	38:15	38/99	38	34/75	45	4/24	17	15/30	50	10	47	57	19	25	7	1	13	30	95	19.0					
15	GARCIA AMADOR Wendy	1.0	5	199	39:48	10/39	26	7/30	23	3/9	33	0/5	0	4	13	17	7	12	1		14	6	23	4.6					
7	ESTRADA BERNAL Floralia	4.0	5	92	18:25	9/28	32	9/28	32			5/13	38	15	9	24	2	8	4	1	9	15	23	4.6					
12	MIRANDA Claudia Magali	3.0	5	69	13:49	9/22	41	9/20	45	0/2	0	2/4	50	3	2	5	5	12	1		7	2	20	4.0					
13	GUZMAN ACOSTA Rubicela	3.0	2	21	10:57	3/5	60	3/5	60			2/5	40	2	1	3		3				3	8	4.0					
6	TORRES LOPEZ Rocio	3.5	5	115	23:08	7/26	27	7/23	30	0/3	0	0/2	0	5	28	33	1	21	4	1	10	3	14	2.8					
4	VAZQUEZ SUAREZ Cecilia	2.5	5	89	17:57	7/13	54	7/13	54			0/2	0	4	6	10		9	2		7	3	14	2.8					
11	TORRES RODRIGUEZ Alma	3.0	5	54	10:48	2/11	18	2/11	18					2	6	8	3	3	4		1	1	4	0.8					
10	CAMARA ARANGO Rosa	3.0	5	50	10:10	2/6	33	2/6	33					1	4	5	1	4			5	1	4	0.8					
14	VERA Rosa Herlinda	2.0	3	15	05:02	1/1	100	1/1	100									2			2		2	0.7					
5	RODRIGUEZ VELAZQU.	2.0	5	96	19:12	1/6	17	1/6	17			0/4	0	1	12	13		6	2		4	5	2	0.4					
8	PEREZ PACHECO Anaisa	2.5	1	4	04:57																1		0	0.0					
Team/Coach																						5				1			
Totals						89/257	35	82/219	37	7/38	18	24/65	37	50	142	192	38	110	25	3	74	69	209	41.8					
Opponents						123/303	41	122/289	42	1/14	7	32/67	48	53	133	186	66	64	56	3	70	74	279	55.8					

#### AVERAGES PER GAME

	MEX	Opponents
Points from Turnovers	33	84
Points in the Paint	130	194
Second Chance Points	39	47
Fast Break Points	10	10

	MEX	Opponents
Total Field Goals Made	17.8	24.6
2 Points Field Goals Made	16.4	24.4
3 Points Field Goals Made	1.4	0.2
Free Throws Made	4.8	6.4
Offensive Rebounds	10.0	10.6
Defensive Rebounds	28.4	26.6
Total Rebounds	38.4	37.2
Assists	7.6	13.2
Fouls	14.8	14.0
Turnovers	22.0	12.8
Steals	5.0	11.2
Blocked Shots	0.6	0.6
Points from Turnovers	6.6	16.8
Points in the Paint	26.0	38.7
Second Chance Points	7.8	9.4
Fast Break Points	2.0	2.0

#### Legend:

%	Shooting Percentage	AS	Assists	BS	Blocked Shots	DR	Defensive Rebounds
FO	Fouls On	GP	Games Played	M/A	Made/Attempt	MIN	Minutes Played
MPG	Minutes Played Per Game	OR	Offensive Rebounds	PF	Fouls	PPG	Points Per Game
PTS	Points	ST	Steals	TO	Turnovers	TOT	Total Rebounds



## CUMULATIVE STATISTICS

累积技术统计表

### NED - NETHERLANDS After 1 Game

No.	Name	Sport Class	GP	MIN	MPG	Field Goals		2 Points		3 Points		Free Throws		Rebounds			AS	TO	ST	BS	PF	FO	PTS	PPG
						M/A	%	M/A	%	M/A	%	M/A	%	OR	DR	TOT								
15	van OOSTROM Elsbeth	4.5	1	17	17:42	9/16	56	9/16	56			3/3	100	5	7	12			2		4	2	21	21.0
4	HUITZING Inge	4.5	1	28	28:43	9/19	47	9/18	50	0/1	0	2/3	67	2	5	7	1	1	1	2	2	3	20	20.0
11	KORVER Cher	2.5	1	39	39:28	2/13	15	2/12	17	0/1	0	3/4	75	3	2	5	1	1	5		2	3	7	7.0
7	OOSTERBAAN Roos	1.5	1	39	39:28	3/8	38	3/8	38			0/1	0	3	2	5	2		2		3	1	6	6.0
14	VERSLOOT Carina	3.0	1	27	27:44	2/12	17	2/12	17			1/6	17	4	3	7	4	1	1		2	5	5	5.0
13	VAN BERGEN Barbara	2.0	1	14	14:37													1					0	0.0
8	PIETERSE Fleur	2.5	1	12	12:35	0/3	0	0/3	0														0	0.0
5	BOEKHOORN Patries	1.0	1	7	07:24																1		0	0.0
9	GARNIER Petra	4.5	1	6	06:23	0/4	0	0/4	0							1							0	0.0
6	VISSER Jitske	1.0	1	4	04:50	0/1	0	0/1	0									1					0	0.0
12	BRAAM Sandra	1.0	1	1	01:06																1		0	0.0
10	RAMAEKERS Brenda	4.5	0	0	00:00																		0	0.0
Team/Coach																		1						
Totals						25/76	33	25/74	34	0/2	0	9/17	53	19	24	43	9	6	13	2	15	14	59	59.0
Opponents						20/54	37	19/44	43	1/10	10	5/8	63	11	36	47	6	22	1	1	14	15	46	46.0

#### AVERAGES PER GAME

	NED	Opponents
Points from Turnovers	16	3
Points in the Paint	42	28
Second Chance Points	20	15
Fast Break Points	6	6

	NED	Opponents
Total Field Goals Made	0.0	0.0
2 Points Field Goals Made	0.0	0.0
3 Points Field Goals Made	0.0	0.0
Free Throws Made	0.0	0.0
Offensive Rebounds	0.0	0.0
Defensive Rebounds	0.0	0.0
Total Rebounds	0.0	0.0
Assists	0.0	0.0
Fouls	0.0	0.0
Turnovers	0.0	0.0
Steals	0.0	0.0
Blocked Shots	0.0	0.0
Points from Turnovers	16.0	3.0
Points in the Paint	42.0	28.0
Second Chance Points	20.0	15.0
Fast Break Points	6.0	6.0

#### Legend:

%	Shooting Percentage	AS	Assists	BS	Blocked Shots	DR	Defensive Rebounds
FO	Fouls On	GP	Games Played	M/A	Made/Attempt	MIN	Minutes Played
MPG	Minutes Played Per Game	OR	Offensive Rebounds	PF	Fouls	PPG	Points Per Game
PTS	Points	ST	Steals	TO	Turnovers	TOT	Total Rebounds

## CUMULATIVE STATISTICS

累积技术统计表

### NED - NETHERLANDS After 2 Games

No.	Name	Sport Class	GP	MIN	MPG	Field Goals		2 Points		3 Points		Free Throws		Rebounds			AS	TO	ST	BS	PF	FO	PTS	PPG					
						M/A	%	M/A	%	M/A	%	M/A	%	OR	DR	TOT													
4	HUITZING Inge	4.5	2	53	26:38	10/24	42	10/22	45	0/2	0	2/5	40	2	9	11	1	2	1	2	4	6	22	11.0					
15	van OOSTROM Elsbeth	4.5	2	27	13:40	9/18	50	9/17	53	0/1	0	3/5	60	5	7	12		2	2		4	3	21	10.5					
11	KORVER Cher	2.5	2	74	37:10	6/28	21	6/25	24	0/3	0	3/5	60	7	8	15	5	7	7		4	5	15	7.5					
7	OOSTERBAAN Roos	1.5	2	73	36:56	5/16	31	5/16	31			2/3	67	6	4	10	5	3	2		6	5	12	6.0					
14	VERSLOOT Carina	3.0	2	50	25:25	4/24	17	4/24	17			1/6	17	5	7	12	5	3	2		6	5	9	4.5					
9	GARNIER Petra	4.5	2	30	15:11	4/14	29	4/14	29					3	9	12	1		2		3	1	8	4.0					
13	VAN BERGEN Barbara	2.0	2	31	15:41	1/2	50	1/2	50					2	3	5	1	5			2		2	1.0					
6	VISSER Jitske	1.0	2	23	11:59	1/6	17	1/6	17					1	1	2		4			1	1	2	1.0					
8	PIETERSE Fleur	2.5	2	17	08:40	0/3	0	0/3	0						1	1			1				0	0.0					
5	BOEKHOORN Patries	1.0	2	10	05:22																1		0	0.0					
12	BRAAM Sandra	1.0	2	4	02:13																1		0	0.0					
10	RAMAEKERS Brenda	4.5	1	2	02:03																		0	0.0					
Team/Coach																						2							
Totals						40/135	30	40/129	31	0/6	0	11/24	46	34	55	89	18	28	17	2	32	26	91	45.5					
Opponents						47/116	41	46/103	45	1/13	8	10/16	63	16	67	83	23	32	6	2	26	32	105	52.5					

#### AVERAGES PER GAME

	NED	Opponents
Points from Turnovers	16	19
Points in the Paint	66	72
Second Chance Points	30	24
Fast Break Points	8	6

	NED	Opponents
Total Field Goals Made	0.0	0.0
2 Points Field Goals Made	0.0	0.0
3 Points Field Goals Made	0.0	0.0
Free Throws Made	0.0	0.0
Offensive Rebounds	0.0	0.0
Defensive Rebounds	0.0	0.0
Total Rebounds	0.0	0.0
Assists	0.0	0.0
Fouls	0.0	0.0
Turnovers	0.0	0.0
Steals	0.0	0.0
Blocked Shots	0.0	0.0
Points from Turnovers	8.0	9.5
Points in the Paint	33.0	36.0
Second Chance Points	15.0	12.0
Fast Break Points	4.0	3.0

#### Legend:

%	Shooting Percentage	AS	Assists	BS	Blocked Shots	DR	Defensive Rebounds
FO	Fouls On	GP	Games Played	M/A	Made/Attempt	MIN	Minutes Played
MPG	Minutes Played Per Game	OR	Offensive Rebounds	PF	Fouls	PPG	Points Per Game
PTS	Points	ST	Steals	TO	Turnovers	TOT	Total Rebounds

## CUMULATIVE STATISTICS

累积技术统计表

### NED - NETHERLANDS After 3 Games

No.	Name	Sport Class	GP	MIN	MPG	Field Goals		2 Points		3 Points		Free Throws		Rebounds			AS	TO	ST	BS	PF	FO	PTS	PPG				
						M/A	%	M/A	%	M/A	%	M/A	%	OR	DR	TOT												
15	van OOSTROM Elsbeth	4.5	3	59	19:46	17/38	45	17/37	46	0/1	0	4/7	57	7	14	21	3	3	3	2	8	6	38	12.7				
4	HUITZING Inge	4.5	3	76	25:24	14/33	42	14/29	48	0/4	0	2/5	40	8	14	22	1	6	2	2	8	6	30	10.0				
11	KORVER Cher	2.5	3	114	38:07	13/42	31	13/39	33	0/3	0	3/7	43	10	8	18	6	10	7		5	8	29	9.7				
7	OOSTERBAAN Roos	1.5	3	113	37:57	8/24	33	8/24	33			2/4	50	7	8	15	10	5	2		10	7	18	6.0				
14	VERSLOOT Carina	3.0	3	64	21:37	5/25	20	5/25	20			1/6	17	6	7	13	5	5	2		9	6	11	3.7				
9	GARNIER Petra	4.5	3	41	13:48	4/17	24	4/17	24					5	14	19	3	1	2		4	1	8	2.7				
13	VAN BERGEN Barbara	2.0	3	45	15:07	2/5	40	2/5	40					2	6	8	2	5	1		2		4	1.3				
6	VISSER Jitske	1.0	3	49	16:39	1/8	13	1/8	13					2	1	3	1	5			2	2	2	0.7				
8	PIETERSE Fleur	2.5	2	17	08:40	0/3	0	0/3	0						1	1			1				0	0.0				
5	BOEKHOORN Patries	1.0	2	10	05:22																1		0	0.0				
12	BRAAM Sandra	1.0	2	4	02:13																1		0	0.0				
10	RAMAEKERS Brenda	4.5	1	2	02:03																		0	0.0				
Team/Coach																						3						
Totals						64/195	33	64/187	34	0/8	0	12/29	41	52	79	131	31	43	20	4	50	36	140	46.7				
Opponents						73/169	43	70/150	47	3/19	16	21/32	66	20	88	108	39	37	11	2	36	50	170	56.7				

#### AVERAGES PER GAME

	NED	Opponents
Points from Turnovers	18	28
Points in the Paint	102	94
Second Chance Points	42	28
Fast Break Points	10	6

	NED	Opponents
Total Field Goals Made	0.0	0.0
2 Points Field Goals Made	0.0	0.0
3 Points Field Goals Made	0.0	0.0
Free Throws Made	0.0	0.0
Offensive Rebounds	0.0	0.0
Defensive Rebounds	0.0	0.0
Total Rebounds	0.0	0.0
Assists	0.0	0.0
Fouls	0.0	0.0
Turnovers	0.0	0.0
Steals	0.0	0.0
Blocked Shots	0.0	0.0
Points from Turnovers	6.0	9.3
Points in the Paint	34.0	31.3
Second Chance Points	14.0	9.3
Fast Break Points	3.3	2.0

#### Legend:

%	Shooting Percentage	AS	Assists	BS	Blocked Shots	DR	Defensive Rebounds
FO	Fouls On	GP	Games Played	M/A	Made/Attempt	MIN	Minutes Played
MPG	Minutes Played Per Game	OR	Offensive Rebounds	PF	Fouls	PPG	Points Per Game
PTS	Points	ST	Steals	TO	Turnovers	TOT	Total Rebounds

## CUMULATIVE STATISTICS

累积技术统计表

### NED - NETHERLANDS After 4 Games

No.	Name	Sport Class	GP	MIN	MPG	Field Goals		2 Points		3 Points		Free Throws		Rebounds			AS	TO	ST	BS	PF	FO	PTS	PPG				
						M/A	%	M/A	%	M/A	%	M/A	%	OR	DR	TOT												
15	van OOSTROM Elsbeth	4.5	4	83	20:59	27/58	47	27/57	47	0/1	0	7/15	47	10	19	29	3	3	8	2	12	12	61	15.3				
4	HUITZING Inge	4.5	4	111	27:45	20/46	43	19/41	46	1/5	20	2/7	29	11	22	33	2	7	4	3	8	7	43	10.8				
11	KORVER Cher	2.5	4	146	36:32	18/54	33	18/51	35	0/3	0	6/13	46	13	10	23	9	13	9		9	12	42	10.5				
7	OOSTERBAAN Roos	1.5	4	151	37:57	8/27	30	8/27	30			2/4	50	9	9	18	13	6	2		11	8	18	4.5				
14	VERSLOOT Carina	3.0	4	80	20:01	6/31	19	6/31	19			1/6	17	7	8	15	5	7	4		13	8	13	3.3				
9	GARNIER Petra	4.5	4	45	11:29	4/17	24	4/17	24					5	14	19	3	3	2		4	1	8	2.0				
13	VAN BERGEN Barbara	2.0	4	55	13:58	2/7	29	2/7	29					3	8	11	2	9	1	1	5		4	1.0				
6	VISSER Jitske	1.0	4	68	17:08	1/9	11	1/9	11					2	1	3	2	5			2	2	2	0.5				
8	PIETERSE Fleur	2.5	3	25	08:25	0/4	0	0/4	0						1	1							0	0.0				
5	BOEKHOORN Patries	1.0	3	18	06:14																1		0	0.0				
12	BRAAM Sandra	1.0	3	7	02:32																2		0	0.0				
10	RAMAEKERS Brenda	4.5	2	4	02:26	0/1	0	0/1	0														0	0.0				
Team/Coach																						5						
Totals						86/254	34	85/245	35	1/9	11	18/45	40	67	102	169	39	59	31	6	67	50	191	47.8				
Opponents						89/212	42	86/192	45	3/20	15	24/45	53	28	112	140	48	62	17	2	51	68	205	51.3				

#### AVERAGES PER GAME

	NED	Opponents
Points from Turnovers	31	34
Points in the Paint	136	118
Second Chance Points	54	32
Fast Break Points	16	8

	NED	Opponents
Total Field Goals Made	0.0	0.0
2 Points Field Goals Made	0.0	0.0
3 Points Field Goals Made	0.0	0.0
Free Throws Made	0.0	0.0
Offensive Rebounds	0.0	0.0
Defensive Rebounds	0.0	0.0
Total Rebounds	0.0	0.0
Assists	0.0	0.0
Fouls	0.0	0.0
Turnovers	0.0	0.0
Steals	0.0	0.0
Blocked Shots	0.0	0.0
Points from Turnovers	7.8	8.5
Points in the Paint	34.0	29.5
Second Chance Points	13.5	8.0
Fast Break Points	4.0	2.0

#### Legend:

%	Shooting Percentage	AS	Assists	BS	Blocked Shots	DR	Defensive Rebounds
FO	Fouls On	GP	Games Played	M/A	Made/Attempt	MIN	Minutes Played
MPG	Minutes Played Per Game	OR	Offensive Rebounds	PF	Fouls	PPG	Points Per Game
PTS	Points	ST	Steals	TO	Turnovers	TOT	Total Rebounds



## CUMULATIVE STATISTICS

累积技术统计表

### NED - NETHERLANDS After 6 Games

No.	Name	Sport Class	GP	MIN	MPG	Field Goals		2 Points		3 Points		Free Throws		Rebounds			AS	TO	ST	BS	PF	FO	PTS	PPG				
						M/A	%	M/A	%	M/A	%	M/A	%	OR	DR	TOT												
15	van OOSTROM Elsbeth	4.5	6	140	23:27	38/90	42	37/86	43	1/4	25	8/19	42	10	29	39	4	7	11	3	18	17	85	14.2				
4	HUITZING Inge	4.5	6	171	28:30	27/71	38	25/61	41	2/10	20	2/7	29	13	31	44	5	9	5	3	11	9	58	9.7				
11	KORVER Cher	2.5	6	226	37:41	25/71	35	25/66	38	0/5	0	6/13	46	15	21	36	17	17	13		15	15	56	9.3				
7	OOSTERBAAN Roos	1.5	6	224	37:27	9/38	24	9/38	24			2/4	50	11	17	28	16	10	7		16	12	20	3.3				
14	VERSLOOT Carina	3.0	6	97	16:18	8/38	21	8/38	21			3/10	30	7	11	18	6	9	4		14	10	19	3.2				
9	GARNIER Petra	4.5	6	71	11:54	7/24	29	7/24	29			3/4	75	6	24	30	5	4	4	1	6	5	17	2.8				
6	VISSER Jitske	1.0	6	126	21:01	3/16	19	3/16	19					3	4	7	4	6			7	2	6	1.0				
13	VAN BERGEN Barbara	2.0	6	67	11:11	2/8	25	2/8	25					3	8	11	2	11	1	1	7		4	0.7				
5	BOEKHOORN Patries	1.0	5	30	06:05	0/2	0	0/2	0					1		1		1			3		0	0.0				
8	PIETERSE Fleur	2.5	4	31	07:57	0/4	0	0/4	0						2	2					1		0	0.0				
12	BRAAM Sandra	1.0	3	7	02:32																2		0	0.0				
10	RAMAEKERS Brenda	4.5	2	4	02:26	0/1	0	0/1	0														0	0.0				
Team/Coach																						5						
Totals						119/363	33	116/344	34	3/19	16	24/57	42	78	161	239	59	80	46	8	100	70	265	44.2				
Opponents						125/323	39	122/301	41	3/22	14	34/64	53	49	177	226	71	89	28	2	71	101	287	47.8				

#### AVERAGES PER GAME

	NED	Opponents
Points from Turnovers	45	49
Points in the Paint	174	172
Second Chance Points	62	48
Fast Break Points	18	10

	NED	Opponents
Total Field Goals Made	0.0	0.0
2 Points Field Goals Made	0.0	0.0
3 Points Field Goals Made	0.0	0.0
Free Throws Made	0.0	0.0
Offensive Rebounds	0.0	0.0
Defensive Rebounds	0.0	0.0
Total Rebounds	0.0	0.0
Assists	0.0	0.0
Fouls	0.0	0.0
Turnovers	0.0	0.0
Steals	0.0	0.0
Blocked Shots	0.0	0.0
Points from Turnovers	7.5	8.1
Points in the Paint	29.0	28.6
Second Chance Points	10.3	8.0
Fast Break Points	3.0	1.6

#### Legend:

%	Shooting Percentage	AS	Assists	BS	Blocked Shots	DR	Defensive Rebounds
FO	Fouls On	GP	Games Played	M/A	Made/Attempt	MIN	Minutes Played
MPG	Minutes Played Per Game	OR	Offensive Rebounds	PF	Fouls	PPG	Points Per Game
PTS	Points	ST	Steals	TO	Turnovers	TOT	Total Rebounds



## CUMULATIVE STATISTICS

累积技术统计表

### NED - NETHERLANDS After 6 Games

No.	Name	Sport Class	GP	MIN	MPG	Field Goals		2 Points		3 Points		Free Throws		Rebounds			AS	TO	ST	BS	PF	FO	PTS	PPG				
						M/A	%	M/A	%	M/A	%	M/A	%	OR	DR	TOT												
15	van OOSTROM Elsbeth	4.5	6	140	23:27	38/90	42	37/86	43	1/4	25	8/19	42	10	29	39	4	7	11	3	18	17	85	14.2				
4	HUITZING Inge	4.5	6	171	28:30	27/71	38	25/61	41	2/10	20	2/7	29	13	31	44	5	9	5	3	11	9	58	9.7				
11	KORVER Cher	2.5	6	226	37:41	25/71	35	25/66	38	0/5	0	6/13	46	15	21	36	17	17	13		15	15	56	9.3				
7	OOSTERBAAN Roos	1.5	6	224	37:27	9/38	24	9/38	24			2/4	50	11	17	28	16	10	7		16	12	20	3.3				
14	VERSLOOT Carina	3.0	6	97	16:18	8/38	21	8/38	21			3/10	30	7	11	18	6	9	4		14	10	19	3.2				
9	GARNIER Petra	4.5	6	71	11:54	7/24	29	7/24	29			3/4	75	6	24	30	5	4	4	1	6	5	17	2.8				
6	VISSER Jitske	1.0	6	126	21:01	3/16	19	3/16	19					3	4	7	4	6			7	2	6	1.0				
13	VAN BERGEN Barbara	2.0	6	67	11:11	2/8	25	2/8	25					3	8	11	2	11	1	1	7		4	0.7				
5	BOEKHOORN Patries	1.0	5	30	06:05	0/2	0	0/2	0					1		1		1			3		0	0.0				
8	PIETERSE Fleur	2.5	4	31	07:57	0/4	0	0/4	0						2	2				1	1		0	0.0				
12	BRAAM Sandra	1.0	3	7	02:32																2		0	0.0				
10	RAMAEKERS Brenda	4.5	2	4	02:26	0/1	0	0/1	0									1					0	0.0				
Team/Coach																						5						
Totals						119/363	33	116/344	34	3/19	16	24/57	42	78	161	239	59	80	46	8	100	70	265	44.2				
Opponents						125/323	39	122/301	41	3/22	14	34/64	53	49	177	226	71	89	28	2	71	101	287	47.8				

#### AVERAGES PER GAME

	NED	Opponents
Points from Turnovers	45	49
Points in the Paint	174	172
Second Chance Points	62	48
Fast Break Points	18	10

	NED	Opponents
Total Field Goals Made	19.8	20.8
2 Points Field Goals Made	19.3	20.3
3 Points Field Goals Made	0.5	0.5
Free Throws Made	4.0	5.7
Offensive Rebounds	13.0	8.2
Defensive Rebounds	26.8	29.5
Total Rebounds	39.8	37.7
Assists	9.8	11.8
Fouls	16.7	11.8
Turnovers	13.3	14.8
Steals	7.7	4.7
Blocked Shots	1.3	0.3
Points from Turnovers	7.5	8.1
Points in the Paint	29.0	28.6
Second Chance Points	10.3	8.0
Fast Break Points	3.0	1.6

#### Legend:

%	Shooting Percentage	AS	Assists	BS	Blocked Shots	DR	Defensive Rebounds
FO	Fouls On	GP	Games Played	M/A	Made/Attempt	MIN	Minutes Played
MPG	Minutes Played Per Game	OR	Offensive Rebounds	PF	Fouls	PPG	Points Per Game
PTS	Points	ST	Steals	TO	Turnovers	TOT	Total Rebounds



## CUMULATIVE STATISTICS

累积技术统计表

### NED - NETHERLANDS After 7 Games

No.	Name	Sport Class	GP	MIN	MPG	Field Goals		2 Points		3 Points		Free Throws		Rebounds			AS	TO	ST	BS	PF	FO	PTS	PPG				
						M/A	%	M/A	%	M/A	%	M/A	%	OR	DR	TOT												
15	van OOSTROM Elsbeth	4.5	7	157	22:30	38/98	39	37/93	40	1/5	20	10/23	43	11	31	42	5	8	11	3	19	22	87	12.4				
4	HUITZING Inge	4.5	7	195	27:59	31/79	39	29/67	43	2/12	17	6/11	55	13	38	51	5	9	6	3	15	12	70	10.0				
11	KORVER Cher	2.5	7	259	37:01	26/78	33	26/72	36	0/6	0	7/15	47	16	23	39	17	17	14	1	17	17	59	8.4				
7	OOSTERBAAN Roos	1.5	7	255	36:25	12/47	26	12/47	26			2/4	50	15	18	33	17	13	7		20	13	26	3.7				
14	VERSLOOT Carina	3.0	7	118	16:55	9/45	20	9/45	20			4/12	33	10	13	23	7	13	5		15	12	22	3.1				
9	GARNIER Petra	4.5	7	87	12:31	8/32	25	8/32	25			3/5	60	6	27	33	5	4	6	1	7	6	19	2.7				
13	VAN BERGEN Barbara	2.0	7	87	12:30	4/11	36	4/11	36					5	9	14	2	17	3	1	11		8	1.1				
6	VISSER Jitske	1.0	7	142	20:18	3/20	15	3/20	15					3	7	10	4	7			7	2	6	0.9				
5	BOEKHOORN Patries	1.0	6	39	06:31	0/3	0	0/3	0					1		1		1			4		0	0.0				
8	PIETERSE Fleur	2.5	5	37	07:32	0/5	0	0/5	0						5	5		1	2		1	1	0	0.0				
12	BRAAM Sandra	1.0	4	12	03:04	0/1	0	0/1	0												2	1	0	0.0				
10	RAMAEKERS Brenda	4.5	3	5	01:59	0/1	0	0/1	0									1					0	0.0				
Team/Coach																						5						
Totals						131/420	31	128/397	32	3/23	13	32/70	46	91	186	277	62	96	54	9	118	86	297	42.4				
Opponents						152/381	40	148/355	42	4/26	15	40/78	51	58	211	269	77	104	38	2	87	119	348	49.7				

#### AVERAGES PER GAME

	NED	Opponents
Points from Turnovers	51	54
Points in the Paint	192	208
Second Chance Points	66	55
Fast Break Points	18	12

	NED	Opponents
Total Field Goals Made	18.7	21.7
2 Points Field Goals Made	18.3	21.1
3 Points Field Goals Made	0.4	0.6
Free Throws Made	4.6	5.7
Offensive Rebounds	13.0	8.3
Defensive Rebounds	26.6	30.1
Total Rebounds	39.6	38.4
Assists	8.9	11.0
Fouls	16.9	12.4
Turnovers	13.7	14.9
Steals	7.7	5.4
Blocked Shots	1.3	0.3
Points from Turnovers	7.3	7.7
Points in the Paint	27.4	29.7
Second Chance Points	9.4	7.8
Fast Break Points	2.6	1.7

#### Legend:

%	Shooting Percentage	AS	Assists	BS	Blocked Shots	DR	Defensive Rebounds
FO	Fouls On	GP	Games Played	M/A	Made/Attempt	MIN	Minutes Played
MPG	Minutes Played Per Game	OR	Offensive Rebounds	PF	Fouls	PPG	Points Per Game
PTS	Points	ST	Steals	TO	Turnovers	TOT	Total Rebounds



## CUMULATIVE STATISTICS

累积技术统计表

### USA - UNITED STATES of AMERICA After 1 Game

No.	Name	Sport Class	GP	MIN	MPG	Field Goals		2 Points		3 Points		Free Throws		Rebounds			AS	TO	ST	BS	PF	FO	PTS	PPG
						M/A	%	M/A	%	M/A	%	M/A	%	OR	DR	TOT								
12	RIPP Christina	2.5	1	32	32:08	3/9	33	3/9	33			5/8	63	2	3	5	5	2	3		1	5	11	11.0
11	CASTLE Sarah	2.5	1	30	30:00	4/7	57	4/7	57			0/1	0	1	4	5		1	1		1	1	8	8.0
7	RUDELL Jen	4.5	1	22	22:29	1/15	7	1/14	7	0/1	0	4/5	80		6	6		1	1		3	4	6	6.0
15	HOFFMAN Carlee	4.0	1	18	18:39	2/9	22	2/9	22			1/3	33	1	3	4			2			2	5	5.0
5	CISNEROS Patty	2.0	1	30	30:00	2/8	25	2/8	25					3	2	5					2	2	4	4.0
10	WHEELER Stephanie	2.0	1	27	27:52	2/7	29	2/7	29					4	1	5	1	6	2		3	2	4	4.0
6	HOSKINS Emily	1.0	1	10	10:00	1/2	50	1/2	50												1		2	2.0
9	NICHOLS Alana	2.5	1	10	10:00	1/2	50	1/2	50						1	1		2			2		2	2.0
4	MURRAY Becca	2.5	1	10	10:00	0/1	0	0/1	0						1	1	1				1		0	0.0
13	GONZALES Loraine	4.0	1	8	08:52	0/1	0	0/1	0						5	5		1			2		0	0.0
8	SCHNEIDER Natalie	4.5	0	0	00:00																		0	0.0
14	MILFORD Mary Allison	1.0	0	0	00:00																		0	0.0
Team/Coach																								
Totals						16/61	26	16/60	27	0/1	0	10/17	59	11	28	39	7	13	9		16	16	42	42.0
Opponents						16/46	35	16/41	39	0/5	0	6/14	43	5	38	43	12	22	3		16	16	38	38.0

#### AVERAGES PER GAME

	USA	Opponents
Points from Turnovers	4	7
Points in the Paint	22	26
Second Chance Points	6	2
Fast Break Points	0	0

	USA	Opponents
Total Field Goals Made	0.0	0.0
2 Points Field Goals Made	0.0	0.0
3 Points Field Goals Made	0.0	0.0
Free Throws Made	0.0	0.0
Offensive Rebounds	0.0	0.0
Defensive Rebounds	0.0	0.0
Total Rebounds	0.0	0.0
Assists	0.0	0.0
Fouls	0.0	0.0
Turnovers	0.0	0.0
Steals	0.0	0.0
Blocked Shots	0.0	0.0
Points from Turnovers	4.0	7.0
Points in the Paint	22.0	26.0
Second Chance Points	6.0	2.0
Fast Break Points	0.0	0.0

#### Legend:

%	Shooting Percentage	AS	Assists	BS	Blocked Shots	DR	Defensive Rebounds
FO	Fouls On	GP	Games Played	M/A	Made/Attempt	MIN	Minutes Played
MPG	Minutes Played Per Game	OR	Offensive Rebounds	PF	Fouls	PPG	Points Per Game
PTS	Points	ST	Steals	TO	Turnovers	TOT	Total Rebounds





## CUMULATIVE STATISTICS

累积技术统计表

### USA - UNITED STATES of AMERICA After 2 Games

No.	Name	Sport Class	GP	MIN	MPG	Field Goals		2 Points		3 Points		Free Throws		Rebounds			AS	TO	ST	BS	PF	FO	PTS	PPG
						M/A	%	M/A	%	M/A	%	M/A	%	OR	DR	TOT								
7	RUDELL Jen	4.5	2	52	26:14	9/32	28	9/30	30	0/2	0	6/9	67	1	11	12	2	6	2	1	4	9	24	12.0
12	RIPP Christina	2.5	2	51	25:32	4/14	29	4/13	31	0/1	0	8/13	62	4	6	10	9	5	3		3	8	16	8.0
10	WHEELER Stephanie	2.0	2	58	29:27	7/15	47	7/15	47			1/2	50	5	7	12	2	7	4		4	6	15	7.5
15	HOFFMAN Carlee	4.0	2	28	14:19	4/12	33	4/12	33			3/5	60	1	3	4	1		3		1	3	11	5.5
11	CASTLE Sarah	2.5	2	46	23:27	5/10	50	5/10	50			0/1	0	1	5	6		1	1		2	1	10	5.0
5	CISNEROS Patty	2.0	2	60	30:00	4/13	31	4/13	31					3	5	8	1	2			5	2	8	4.0
9	NICHOLS Alana	2.5	2	23	11:32	3/6	50	3/6	50						2	2					2		6	3.0
13	GONZALES Loraine	4.0	2	28	14:26	2/5	40	2/5	40			1/2	50		8	8	2	2			2	1	5	2.5
4	MURRAY Becca	2.5	2	20	10:00	2/4	50	2/4	50			1/2	50	1	1	2	3	1			1	1	5	2.5
6	HOSKINS Emily	1.0	2	30	15:00	1/2	50	1/2	50			1/2	50		1	1		1	1		2	1	3	1.5
8	SCHNEIDER Natalie	4.5	0	0	00:00																	0	0.0	
14	MILFORD Mary Allison	1.0	0	0	00:00																	0	0.0	
Team/Coach																								
Totals						41/113	36	41/110	37	0/3	0	21/36	58	17	55	72	20	29	14	1	26	32	103	51.5
Opponents						37/100	37	37/94	39	0/6	0	6/17	35	10	61	71	20	39	13	1	34	26	80	40.0

#### AVERAGES PER GAME

	USA	Opponents
Points from Turnovers	9	15
Points in the Paint	60	60
Second Chance Points	8	6
Fast Break Points	2	2

	USA	Opponents
Total Field Goals Made	0.0	0.0
2 Points Field Goals Made	0.0	0.0
3 Points Field Goals Made	0.0	0.0
Free Throws Made	0.0	0.0
Offensive Rebounds	0.0	0.0
Defensive Rebounds	0.0	0.0
Total Rebounds	0.0	0.0
Assists	0.0	0.0
Fouls	0.0	0.0
Turnovers	0.0	0.0
Steals	0.0	0.0
Blocked Shots	0.0	0.0
Points from Turnovers	4.5	7.5
Points in the Paint	30.0	30.0
Second Chance Points	4.0	3.0
Fast Break Points	1.0	1.0

#### Legend:

%	Shooting Percentage	AS	Assists	BS	Blocked Shots	DR	Defensive Rebounds
FO	Fouls On	GP	Games Played	M/A	Made/Attempt	MIN	Minutes Played
MPG	Minutes Played Per Game	OR	Offensive Rebounds	PF	Fouls	PPG	Points Per Game
PTS	Points	ST	Steals	TO	Turnovers	TOT	Total Rebounds



## CUMULATIVE STATISTICS

累积技术统计表

### USA - UNITED STATES of AMERICA After 3 Games

No.	Name	Sport Class	GP	MIN	MPG	Field Goals		2 Points		3 Points		Free Throws		Rebounds			AS	TO	ST	BS	PF	FO	PTS	PPG
						M/A	%	M/A	%	M/A	%	M/A	%	OR	DR	TOT								
7	RUDELL Jen	4.5	3	62	20:49	11/37	30	11/35	31	0/2	0	6/9	67	3	15	18	2	7	2	1	4	10	28	9.3
8	SCHNEIDER Natalie	4.5	1	20	20:00	4/8	50	4/8	50			1/2	50	2	2	4			2		1	1	9	9.0
10	WHEELER Stephanie	2.0	3	82	27:31	10/22	45	10/22	45			2/6	33	5	7	12	4	8	5		7	8	22	7.3
12	RIPP Christina	2.5	3	66	22:08	7/21	33	7/19	37	0/2	0	8/13	62	6	6	12	11	5	4		3	8	22	7.3
13	GONZALES Loraine	4.0	3	48	16:17	9/17	53	9/17	53			1/2	50	2	12	14	3	3			3	2	19	6.3
11	CASTLE Sarah	2.5	2	46	23:27	5/10	50	5/10	50			0/1	0	1	5	6		1	1		2	1	10	5.0
15	HOFFMAN Carlee	4.0	3	48	16:13	5/17	29	5/16	31	0/1	0	3/5	60	1	6	7	1	2	7		1	4	13	4.3
9	NICHOLS Alana	2.5	3	37	12:34	6/14	43	6/14	43			1/4	25		3	3		4	2		5	3	13	4.3
5	CISNEROS Patty	2.0	3	86	28:47	5/17	29	5/17	29			0/1	0	5	6	11	3	2			5	5	10	3.3
4	MURRAY Becca	2.5	3	40	13:20	3/6	50	3/6	50			2/4	50	1	2	3	6	2			1	3	8	2.7
14	MILFORD Mary Allison	1.0	1	20	20:42	1/3	33	1/3	33						2	2	1	2			1		2	2.0
6	HOSKINS Emily	1.0	3	39	13:06	1/2	50	1/2	50			1/2	50	1	1	2		1	1		2	1	3	1.0
Team/Coach																								
Totals						67/174	39	67/169	40	0/5	0	25/49	51	31	77	108	31	37	24	1	35	46	159	53.0
Opponents						51/136	38	50/128	39	1/8	13	8/23	35	16	84	100	25	63	16	1	48	35	111	37.0

#### AVERAGES PER GAME

	USA	Opponents
Points from Turnovers	25	19
Points in the Paint	92	76
Second Chance Points	24	10
Fast Break Points	2	2

	USA	Opponents
Total Field Goals Made	0.0	0.0
2 Points Field Goals Made	0.0	0.0
3 Points Field Goals Made	0.0	0.0
Free Throws Made	0.0	0.0
Offensive Rebounds	0.0	0.0
Defensive Rebounds	0.0	0.0
Total Rebounds	0.0	0.0
Assists	0.0	0.0
Fouls	0.0	0.0
Turnovers	0.0	0.0
Steals	0.0	0.0
Blocked Shots	0.0	0.0
Points from Turnovers	8.3	6.3
Points in the Paint	30.7	25.3
Second Chance Points	8.0	3.3
Fast Break Points	0.7	0.6

#### Legend:

%	Shooting Percentage	AS	Assists	BS	Blocked Shots	DR	Defensive Rebounds
FO	Fouls On	GP	Games Played	M/A	Made/Attempt	MIN	Minutes Played
MPG	Minutes Played Per Game	OR	Offensive Rebounds	PF	Fouls	PPG	Points Per Game
PTS	Points	ST	Steals	TO	Turnovers	TOT	Total Rebounds



## CUMULATIVE STATISTICS

累积技术统计表

### USA - UNITED STATES of AMERICA After 4 Games

No.	Name	Sport Class	GP	MIN	MPG	Field Goals		2 Points		3 Points		Free Throws		Rebounds			AS	TO	ST	BS	PF	FO	PTS	PPG
						M/A	%	M/A	%	M/A	%	M/A	%	OR	DR	TOT								
7	RUDELL Jen	4.5	4	82	20:37	18/49	37	18/46	39	0/3	0	8/11	73	3	16	19	3	7	5	3	4	12	44	11.0
10	WHEELER Stephanie	2.0	4	112	28:08	13/31	42	13/31	42			4/10	40	6	10	16	8	9	8		10	10	30	7.5
15	HOFFMAN Carlee	4.0	4	68	17:09	12/27	44	12/26	46	0/1	0	4/6	67	2	8	10	2	2	8		2	7	28	7.0
12	RIPP Christina	2.5	4	86	21:36	8/26	31	8/24	33	0/2	0	10/17	59	7	7	14	16	5	5		4	10	26	6.5
13	GONZALES Loraine	4.0	4	68	17:13	10/27	37	10/27	37			2/6	33	7	17	24	5	4	5		4	4	22	5.5
8	SCHNEIDER Natalie	4.5	2	30	15:00	5/11	45	5/11	45			1/2	50	2	6	8			2		2	1	11	5.5
11	CASTLE Sarah	2.5	2	46	23:27	5/10	50	5/10	50			0/1	0	1	5	6			1	1	2	1	10	5.0
9	NICHOLS Alana	2.5	4	53	13:15	8/21	38	8/21	38			1/4	25		3	3	3	4	2		5	3	17	4.3
5	CISNEROS Patty	2.0	4	106	26:35	8/21	38	8/21	38			0/1	0	5	8	13	7	4	2		6	5	16	4.0
4	MURRAY Becca	2.5	4	54	13:40	7/11	64	7/11	64			2/4	50	1	2	3	6	3	2		3	3	16	4.0
6	HOSKINS Emily	1.0	4	54	13:43	2/4	50	2/4	50			1/2	50	1	1	2			1	1	4	1	5	1.3
14	MILFORD Mary Allison	1.0	2	35	17:32	1/4	25	1/4	25							3	3	3	2		2	2	1.0	
Team/Coach																								
Totals						97/242	40	97/236	41	0/6	0	33/64	52	39	102	141	53	42	41	3	48	57	227	56.8
Opponents						69/186	37	68/175	39	1/11	9	10/30	33	25	117	142	30	90	19	1	59	48	149	37.3

#### AVERAGES PER GAME

	USA	Opponents
Points from Turnovers	51	22
Points in the Paint	134	100
Second Chance Points	28	12
Fast Break Points	2	4

	USA	Opponents
Total Field Goals Made	0.0	0.0
2 Points Field Goals Made	0.0	0.0
3 Points Field Goals Made	0.0	0.0
Free Throws Made	0.0	0.0
Offensive Rebounds	0.0	0.0
Defensive Rebounds	0.0	0.0
Total Rebounds	0.0	0.0
Assists	0.0	0.0
Fouls	0.0	0.0
Turnovers	0.0	0.0
Steals	0.0	0.0
Blocked Shots	0.0	0.0
Points from Turnovers	12.8	5.5
Points in the Paint	33.5	25.0
Second Chance Points	7.0	3.0
Fast Break Points	0.5	1.0

#### Legend:

%	Shooting Percentage	AS	Assists	BS	Blocked Shots	DR	Defensive Rebounds
FO	Fouls On	GP	Games Played	M/A	Made/Attempt	MIN	Minutes Played
MPG	Minutes Played Per Game	OR	Offensive Rebounds	PF	Fouls	PPG	Points Per Game
PTS	Points	ST	Steals	TO	Turnovers	TOT	Total Rebounds



## CUMULATIVE STATISTICS

累积技术统计表

### USA - UNITED STATES of AMERICA After 5 Games

No.	Name	Sport Class	GP	MIN	MPG	Field Goals		2 Points		3 Points		Free Throws		Rebounds			AS	TO	ST	BS	PF	FO	PTS	PPG
						M/A	%	M/A	%	M/A	%	M/A	%	OR	DR	TOT								
7	RUDELL Jen	4.5	5	97	19:31	25/60	42	24/55	44	1/5	20	9/13	69	3	21	24	5	10	9	3	5	13	60	12.0
13	GONZALES Loraine	4.0	5	88	17:46	20/42	48	20/42	48			3/7	43	13	21	34	5	4	7		7	5	43	8.6
10	WHEELER Stephanie	2.0	5	133	26:46	14/36	39	14/36	39			7/14	50	6	12	18	13	9	9		10	14	35	7.0
12	RIPP Christina	2.5	5	103	20:39	11/35	31	11/33	33	0/2	0	13/23	57	10	8	18	18	5	9		5	15	35	7.0
15	HOFFMAN Carlee	4.0	5	81	16:22	15/34	44	15/33	45	0/1	0	4/6	67	3	8	11	4	4	9		2	8	34	6.8
8	SCHNEIDER Natalie	4.5	3	44	14:57	8/18	44	8/18	44			1/2	50	3	7	10			3	1	3	2	17	5.7
11	CASTLE Sarah	2.5	3	56	18:58	7/13	54	7/13	54			0/1	0	1	5	6	2	1	1		2	2	14	4.7
9	NICHOLS Alana	2.5	5	67	13:34	9/23	39	9/23	39			1/4	25		5	5	4	4	4		6	3	19	3.8
5	CISNEROS Patty	2.0	5	130	26:01	9/25	36	9/25	36			0/1	0	5	11	16	14	5	4	1	7	6	18	3.6
4	MURRAY Becca	2.5	5	74	14:56	8/15	53	8/15	53			2/4	50	3	5	8	7	4	2		3	3	18	3.6
6	HOSKINS Emily	1.0	5	70	14:08	3/5	60	3/5	60			1/2	50	1	1	2		2	2		7	2	7	1.4
14	MILFORD Mary Allison	1.0	3	49	16:25	1/4	25	1/4	25						4	4	4	2			3		2	0.7
Team/Coach																								
Totals						130/310	42	129/302	43	1/8	13	41/77	53	52	129	181	76	50	59	5	60	73	302	60.4
Opponents						84/235	36	83/223	37	1/12	8	11/36	31	34	142	176	40	114	23	1	75	60	180	36.0

#### AVERAGES PER GAME

	USA	Opponents
Points from Turnovers	73	27
Points in the Paint	180	124
Second Chance Points	40	17
Fast Break Points	2	4

	USA	Opponents
Total Field Goals Made	0.0	0.0
2 Points Field Goals Made	0.0	0.0
3 Points Field Goals Made	0.0	0.0
Free Throws Made	0.0	0.0
Offensive Rebounds	0.0	0.0
Defensive Rebounds	0.0	0.0
Total Rebounds	0.0	0.0
Assists	0.0	0.0
Fouls	0.0	0.0
Turnovers	0.0	0.0
Steals	0.0	0.0
Blocked Shots	0.0	0.0
Points from Turnovers	14.6	5.4
Points in the Paint	36.0	24.8
Second Chance Points	8.0	3.3
Fast Break Points	0.4	0.8

#### Legend:

%	Shooting Percentage	AS	Assists	BS	Blocked Shots	DR	Defensive Rebounds
FO	Fouls On	GP	Games Played	M/A	Made/Attempt	MIN	Minutes Played
MPG	Minutes Played Per Game	OR	Offensive Rebounds	PF	Fouls	PPG	Points Per Game
PTS	Points	ST	Steals	TO	Turnovers	TOT	Total Rebounds



## CUMULATIVE STATISTICS

累积技术统计表

### USA - UNITED STATES of AMERICA After 6 Games

No.	Name	Sport Class	GP	MIN	MPG	Field Goals		2 Points		3 Points		Free Throws		Rebounds			AS	TO	ST	BS	PF	FO	PTS	PPG				
						M/A	%	M/A	%	M/A	%	M/A	%	OR	DR	TOT												
7	RUDELL Jen	4.5	6	127	21:16	31/79	39	30/73	41	1/6	17	11/19	58	8	29	37	6	10	11	5	6	16	74	12.3				
12	RIPP Christina	2.5	6	136	22:40	18/50	36	17/46	37	1/4	25	16/31	52	11	13	24	21	7	14		5	20	53	8.8				
10	WHEELER Stephanie	2.0	6	161	26:51	19/45	42	19/45	42			12/20	60	6	16	22	14	10	9		12	17	50	8.3				
13	GONZALES Loraine	4.0	6	93	15:39	20/45	44	20/45	44			3/7	43	13	23	36	5	4	8		9	6	43	7.2				
15	HOFFMAN Carlee	4.0	6	96	16:07	16/38	42	16/36	44	0/2	0	4/6	67	4	9	13	5	6	9		3	8	36	6.0				
8	SCHNEIDER Natalie	4.5	3	44	14:57	8/18	44	8/18	44			1/2	50	3	7	10			3	1	3	2	17	5.7				
11	CASTLE Sarah	2.5	4	83	20:57	8/18	44	8/18	44			0/1	0	1	7	8	3	3	3		4	3	16	4.0				
4	MURRAY Becca	2.5	6	95	15:53	10/20	50	10/20	50			3/6	50	5	6	11	7	5	2		4	4	23	3.8				
9	NICHOLS Alana	2.5	6	77	12:59	10/29	34	10/29	34			1/4	25	2	7	9	4	5	7		6	3	21	3.5				
5	CISNEROS Patty	2.0	6	152	25:26	10/28	36	10/28	36			0/1	0	6	11	17	15	6	4	1	10	6	20	3.3				
6	HOSKINS Emily	1.0	6	80	13:27	3/6	50	3/6	50			1/2	50	2	2	4	1	2	2		7	2	7	1.2				
14	MILFORD Mary Allison	1.0	3	49	16:25	1/4	25	1/4	25							4	4	4	2		3	2	0.7					
Team/Coach																						1						
Totals						154/380	41	152/368	41	2/12	17	52/99	53	68	158	226	85	61	72	7	72	87	362	60.3				
Opponents						105/283	37	104/268	39	1/15	7	16/51	31	40	177	217	48	141	31	1	89	72	227	37.8				

#### AVERAGES PER GAME

	USA	Opponents
Points from Turnovers	90	37
Points in the Paint	210	160
Second Chance Points	54	21
Fast Break Points	4	4

	USA	Opponents
Total Field Goals Made	0.0	0.0
2 Points Field Goals Made	0.0	0.0
3 Points Field Goals Made	0.0	0.0
Free Throws Made	0.0	0.0
Offensive Rebounds	0.0	0.0
Defensive Rebounds	0.0	0.0
Total Rebounds	0.0	0.0
Assists	0.0	0.0
Fouls	0.0	0.0
Turnovers	0.0	0.0
Steals	0.0	0.0
Blocked Shots	0.0	0.0
Points from Turnovers	15.0	6.1
Points in the Paint	35.0	26.6
Second Chance Points	9.0	3.5
Fast Break Points	0.7	0.6

#### Legend:

%	Shooting Percentage	AS	Assists	BS	Blocked Shots	DR	Defensive Rebounds
FO	Fouls On	GP	Games Played	M/A	Made/Attempt	MIN	Minutes Played
MPG	Minutes Played Per Game	OR	Offensive Rebounds	PF	Fouls	PPG	Points Per Game
PTS	Points	ST	Steals	TO	Turnovers	TOT	Total Rebounds



## CUMULATIVE STATISTICS

累积技术统计表

### USA - UNITED STATES of AMERICA After 6 Games

No.	Name	Sport Class	GP	MIN	MPG	Field Goals		2 Points		3 Points		Free Throws		Rebounds			AS	TO	ST	BS	PF	FO	PTS	PPG				
						M/A	%	M/A	%	M/A	%	M/A	%	OR	DR	TOT												
7	RUDELL Jen	4.5	6	127	21:16	31/79	39	30/73	41	1/6	17	11/19	58	8	29	37	6	10	11	5	6	16	74	12.3				
12	RIPP Christina	2.5	6	136	22:40	18/50	36	17/46	37	1/4	25	16/31	52	11	13	24	21	7	14		5	20	53	8.8				
10	WHEELER Stephanie	2.0	6	161	26:51	19/45	42	19/45	42			12/20	60	6	16	22	14	10	9		12	17	50	8.3				
13	GONZALES Loraine	4.0	6	93	15:39	20/45	44	20/45	44			3/7	43	13	23	36	5	4	8		9	6	43	7.2				
15	HOFFMAN Carlee	4.0	6	96	16:07	16/38	42	16/36	44	0/2	0	4/6	67	4	9	13	5	6	9		3	8	36	6.0				
8	SCHNEIDER Natalie	4.5	3	44	14:57	8/18	44	8/18	44			1/2	50	3	7	10			3	1	3	2	17	5.7				
11	CASTLE Sarah	2.5	4	83	20:57	8/18	44	8/18	44			0/1	0	1	7	8	3	3	3		4	3	16	4.0				
4	MURRAY Becca	2.5	6	95	15:53	10/20	50	10/20	50			3/6	50	5	6	11	7	5	2		4	4	23	3.8				
9	NICHOLS Alana	2.5	6	77	12:59	10/29	34	10/29	34			1/4	25	2	7	9	4	5	7		6	3	21	3.5				
5	CISNEROS Patty	2.0	6	152	25:26	10/28	36	10/28	36			0/1	0	6	11	17	15	6	4	1	10	6	20	3.3				
6	HOSKINS Emily	1.0	6	80	13:27	3/6	50	3/6	50			1/2	50	2	2	4	1	2	2		7	2	7	1.2				
14	MILFORD Mary Allison	1.0	3	49	16:25	1/4	25	1/4	25							4	4	4	2		3	2	0.7					
Team/Coach																						1						
Totals						154/380	41	152/368	41	2/12	17	52/99	53	68	158	226	85	61	72	7	72	87	362	60.3				
Opponents						105/283	37	104/268	39	1/15	7	16/51	31	40	177	217	48	141	31	1	89	72	227	37.8				

#### AVERAGES PER GAME

	USA	Opponents
Points from Turnovers	90	37
Points in the Paint	210	160
Second Chance Points	54	21
Fast Break Points	4	4

	USA	Opponents
Total Field Goals Made	25.7	17.5
2 Points Field Goals Made	25.3	17.3
3 Points Field Goals Made	0.3	0.2
Free Throws Made	8.7	2.7
Offensive Rebounds	11.3	6.7
Defensive Rebounds	26.3	29.5
Total Rebounds	37.7	36.2
Assists	14.2	8.0
Fouls	12.0	14.8
Turnovers	10.2	23.5
Steals	12.0	5.2
Blocked Shots	1.2	0.2
Points from Turnovers	15.0	6.1
Points in the Paint	35.0	26.6
Second Chance Points	9.0	3.5
Fast Break Points	0.7	0.6

#### Legend:

%	Shooting Percentage	AS	Assists	BS	Blocked Shots	DR	Defensive Rebounds
FO	Fouls On	GP	Games Played	M/A	Made/Attempt	MIN	Minutes Played
MPG	Minutes Played Per Game	OR	Offensive Rebounds	PF	Fouls	PPG	Points Per Game
PTS	Points	ST	Steals	TO	Turnovers	TOT	Total Rebounds



## CUMULATIVE STATISTICS

累积技术统计表

### USA - UNITED STATES of AMERICA After 7 Games

No.	Name	Sport Class	GP	MIN	MPG	Field Goals		2 Points		3 Points		Free Throws		Rebounds			AS	TO	ST	BS	PF	FO	PTS	PPG				
						M/A	%	M/A	%	M/A	%	M/A	%	OR	DR	TOT												
7	RUDELL Jen	4.5	7	137	19:39	32/89	36	31/81	38	1/8	13	11/19	58	9	30	39	6	10	11	5	6	17	76	10.9				
12	RIPP Christina	2.5	7	166	23:43	24/61	39	22/55	40	2/6	33	19/36	53	11	16	27	25	10	17	1	6	24	69	9.9				
10	WHEELER Stephanie	2.0	7	184	26:19	19/46	41	19/46	41			13/22	59	6	19	25	14	12	9		14	20	51	7.3				
13	GONZALES Loraine	4.0	7	106	15:15	22/49	45	22/49	45			3/7	43	14	27	41	5	4	9		9	6	47	6.7				
15	HOFFMAN Carlee	4.0	7	123	17:39	19/49	39	19/47	40	0/2	0	8/11	73	6	11	17	5	6	9		4	13	46	6.6				
11	CASTLE Sarah	2.5	5	110	22:07	11/25	44	11/25	44			0/1	0	3	9	12	4	3	3		4	3	22	4.4				
8	SCHNEIDER Natalie	4.5	4	45	11:18	8/18	44	8/18	44			1/2	50	3	7	10			3	1	3	2	17	4.3				
4	MURRAY Becca	2.5	7	125	17:54	13/25	52	13/25	52			3/6	50	5	9	14	7	7	3		5	4	29	4.1				
9	NICHOLS Alana	2.5	7	94	13:32	11/34	32	11/34	32			2/6	33	3	9	12	5	5	8		8	4	24	3.4				
5	CISNEROS Patty	2.0	7	165	23:38	10/29	34	10/29	34			0/1	0	7	11	18	16	6	4	1	10	6	20	2.9				
6	HOSKINS Emily	1.0	7	90	12:57	4/9	44	4/9	44			1/2	50	2	2	4	1	2	2		8	2	9	1.3				
14	MILFORD Mary Allison	1.0	4	49	12:24	1/4	25	1/4	25							4	4	4	2		3	2	0.5					
Team/Coach																						1						
Totals						174/438	40	171/422	41	3/16	19	61/113	54	78	179	257	92	68	78	8	80	101	412	58.9				
Opponents						123/336	37	121/318	38	2/18	11	17/52	33	51	206	257	56	160	34	2	103	80	265	37.9				

#### AVERAGES PER GAME

	USA	Opponents
Points from Turnovers	101	39
Points in the Paint	238	188
Second Chance Points	62	33
Fast Break Points	4	4

	USA	Opponents
Total Field Goals Made	24.9	17.6
2 Points Field Goals Made	24.4	17.3
3 Points Field Goals Made	0.4	0.3
Free Throws Made	8.7	2.4
Offensive Rebounds	11.1	7.3
Defensive Rebounds	25.6	29.4
Total Rebounds	36.7	36.7
Assists	13.1	8.0
Fouls	11.4	14.7
Turnovers	9.7	22.9
Steals	11.1	4.9
Blocked Shots	1.1	0.3
Points from Turnovers	14.4	5.5
Points in the Paint	34.0	26.8
Second Chance Points	8.9	4.7
Fast Break Points	0.6	0.5

#### Legend:

%	Shooting Percentage	AS	Assists	BS	Blocked Shots	DR	Defensive Rebounds
FO	Fouls On	GP	Games Played	M/A	Made/Attempt	MIN	Minutes Played
MPG	Minutes Played Per Game	OR	Offensive Rebounds	PF	Fouls	PPG	Points Per Game
PTS	Points	ST	Steals	TO	Turnovers	TOT	Total Rebounds

## CUMULATIVE STATISTICS

累积技术统计表

### NED - NETHERLANDS After 1 Game

No.	Name	Sport Class	GP	MIN	MPG	Field Goals		2 Points		3 Points		Free Throws		Rebounds			AS	TO	ST	BS	PF	FO	PTS	PPG				
						M/A	%	M/A	%	M/A	%	M/A	%	OR	DR	TOT												
15	van OOSTROM Elsbeth	4.5	1	17	17:42	9/16	56	9/16	56			3/3	100	5	7	12			2		4	2	21	21.0				
4	HUITZING Inge	4.5	1	28	28:43	9/19	47	9/18	50	0/1	0	2/3	67	2	5	7	1	1	1	2	2	3	20	20.0				
11	KORVER Cher	2.5	1	39	39:28	2/13	15	2/12	17	0/1	0	3/4	75	3	2	5	1	1	5		2	3	7	7.0				
7	OOSTERBAAN Roos	1.5	1	39	39:28	3/8	38	3/8	38			0/1	0	3	2	5	2		2		3	1	6	6.0				
14	VERSLOOT Carina	3.0	1	27	27:44	2/12	17	2/12	17			1/6	17	4	3	7	4	1	1		2	5	5	5.0				
13	VAN BERGEN Barbara	2.0	1	14	14:37													1					0	0.0				
8	PIETERSE Fleur	2.5	1	12	12:35	0/3	0	0/3	0														0	0.0				
5	BOEKHOORN Patries	1.0	1	7	07:24																1		0	0.0				
9	GARNIER Petra	4.5	1	6	06:23	0/4	0	0/4	0					1		1	1						0	0.0				
6	VISSER Jitske	1.0	1	4	04:50	0/1	0	0/1	0									1					0	0.0				
12	BRAAM Sandra	1.0	1	1	01:06																1		0	0.0				
10	RAMAEKERS Brenda	4.5	0	0	00:00																		0	0.0				
Team/Coach																						1						
Totals						25/76	33	25/74	34	0/2	0	9/17	53	19	24	43	9	6	13	2	15	14	59	59.0				
Opponents						20/54	37	19/44	43	1/10	10	5/8	63	11	36	47	6	22	1	1	14	15	46	46.0				

#### AVERAGES PER GAME

	NED	Opponents
Points from Turnovers	16	3
Points in the Paint	42	28
Second Chance Points	20	15
Fast Break Points	6	6

	NED	Opponents
Total Field Goals Made	0.0	0.0
2 Points Field Goals Made	0.0	0.0
3 Points Field Goals Made	0.0	0.0
Free Throws Made	0.0	0.0
Offensive Rebounds	0.0	0.0
Defensive Rebounds	0.0	0.0
Total Rebounds	0.0	0.0
Assists	0.0	0.0
Fouls	0.0	0.0
Turnovers	0.0	0.0
Steals	0.0	0.0
Blocked Shots	0.0	0.0
Points from Turnovers	16.0	3.0
Points in the Paint	42.0	28.0
Second Chance Points	20.0	15.0
Fast Break Points	6.0	6.0

#### Legend:

%	Shooting Percentage	AS	Assists	BS	Blocked Shots	DR	Defensive Rebounds
FO	Fouls On	GP	Games Played	M/A	Made/Attempt	MIN	Minutes Played
MPG	Minutes Played Per Game	OR	Offensive Rebounds	PF	Fouls	PPG	Points Per Game
PTS	Points	ST	Steals	TO	Turnovers	TOT	Total Rebounds





## CUMULATIVE STATISTICS

累积技术统计表

### NED - NETHERLANDS After 5 Games

No.	Name	Sport Class	GP	MIN	MPG	Field Goals		2 Points		3 Points		Free Throws		Rebounds			AS	TO	ST	BS	PF	FO	PTS	PPG				
						M/A	%	M/A	%	M/A	%	M/A	%	OR	DR	TOT												
15	van OOSTROM Elsbeth	4.5	5	110	22:01	30/72	42	29/68	43	1/4	25	7/15	47	10	22	32	3	6	9	2	15	13	68	13.6				
4	HUITZING Inge	4.5	5	147	29:27	25/64	39	23/54	43	2/10	20	2/7	29	12	28	40	2	8	4	3	9	8	54	10.8				
11	KORVER Cher	2.5	5	186	37:14	19/63	30	19/58	33	0/5	0	6/13	46	15	16	31	11	15	12		13	14	44	8.8				
7	OOSTERBAAN Roos	1.5	5	187	37:31	8/33	24	8/33	24			2/4	50	9	13	22	14	7	5		14	9	18	3.6				
14	VERSLOOT Carina	3.0	5	86	17:19	6/33	18	6/33	18			3/8	38	7	8	15	5	8	4		13	9	15	3.0				
9	GARNIER Petra	4.5	5	57	11:24	5/19	26	5/19	26					5	17	22	3	3	3		5	1	10	2.0				
6	VISSER Jitske	1.0	5	103	20:39	3/15	20	3/15	20					3	3	6	3	5			4	2	6	1.2				
13	VAN BERGEN Barbara	2.0	5	62	12:29	2/7	29	2/7	29					3	8	11	2	10	1	1	5		4	0.8				
5	BOEKHOORN Patries	1.0	4	21	05:25									1		1					1		0	0.0				
8	PIETERSE Fleur	2.5	3	25	08:25	0/4	0	0/4	0						1	1							0	0.0				
12	BRAAM Sandra	1.0	3	7	02:32																2		0	0.0				
10	RAMAEKERS Brenda	4.5	2	4	02:26	0/1	0	0/1	0														0	0.0				
Team/Coach																						5						
Totals						98/311	32	95/292	33	3/19	16	20/47	43	73	128	201	43	68	39	6	81	56	219	43.8				
Opponents						108/262	41	105/242	43	3/20	15	29/53	55	35	149	184	58	76	20	2	57	82	248	49.6				

#### AVERAGES PER GAME

	NED	Opponents
Points from Turnovers	35	41
Points in the Paint	144	148
Second Chance Points	54	42
Fast Break Points	18	10

	NED	Opponents
Total Field Goals Made	0.0	0.0
2 Points Field Goals Made	0.0	0.0
3 Points Field Goals Made	0.0	0.0
Free Throws Made	0.0	0.0
Offensive Rebounds	0.0	0.0
Defensive Rebounds	0.0	0.0
Total Rebounds	0.0	0.0
Assists	0.0	0.0
Fouls	0.0	0.0
Turnovers	0.0	0.0
Steals	0.0	0.0
Blocked Shots	0.0	0.0
Points from Turnovers	7.0	8.1
Points in the Paint	28.8	29.6
Second Chance Points	10.8	8.4
Fast Break Points	3.6	2.0

#### Legend:

%	Shooting Percentage	AS	Assists	BS	Blocked Shots	DR	Defensive Rebounds
FO	Fouls On	GP	Games Played	M/A	Made/Attempt	MIN	Minutes Played
MPG	Minutes Played Per Game	OR	Offensive Rebounds	PF	Fouls	PPG	Points Per Game
PTS	Points	ST	Steals	TO	Turnovers	TOT	Total Rebounds



## CUMULATIVE STATISTICS

累积技术统计表

### NED - NETHERLANDS After 6 Games

No.	Name	Sport Class	GP	MIN	MPG	Field Goals		2 Points		3 Points		Free Throws		Rebounds			AS	TO	ST	BS	PF	FO	PTS	PPG				
						M/A	%	M/A	%	M/A	%	M/A	%	OR	DR	TOT												
15	van OOSTROM Elsbeth	4.5	6	140	23:27	38/90	42	37/86	43	1/4	25	8/19	42	10	29	39	4	7	11	3	18	17	85	14.2				
4	HUITZING Inge	4.5	6	171	28:30	27/71	38	25/61	41	2/10	20	2/7	29	13	31	44	5	9	5	3	11	9	58	9.7				
11	KORVER Cher	2.5	6	226	37:41	25/71	35	25/66	38	0/5	0	6/13	46	15	21	36	17	17	13		15	15	56	9.3				
7	OOSTERBAAN Roos	1.5	6	224	37:27	9/38	24	9/38	24			2/4	50	11	17	28	16	10	7		16	12	20	3.3				
14	VERSLOOT Carina	3.0	6	97	16:18	8/38	21	8/38	21			3/10	30	7	11	18	6	9	4		14	10	19	3.2				
9	GARNIER Petra	4.5	6	71	11:54	7/24	29	7/24	29			3/4	75	6	24	30	5	4	4	1	6	5	17	2.8				
6	VISSER Jitske	1.0	6	126	21:01	3/16	19	3/16	19					3	4	7	4	6			7	2	6	1.0				
13	VAN BERGEN Barbara	2.0	6	67	11:11	2/8	25	2/8	25					3	8	11	2	11	1	1	7		4	0.7				
5	BOEKHOORN Patries	1.0	5	30	06:05	0/2	0	0/2	0					1		1		1			3		0	0.0				
8	PIETERSE Fleur	2.5	4	31	07:57	0/4	0	0/4	0						2	2				1	1		0	0.0				
12	BRAAM Sandra	1.0	3	7	02:32																2		0	0.0				
10	RAMAEKERS Brenda	4.5	2	4	02:26	0/1	0	0/1	0									1					0	0.0				
Team/Coach																						5						
Totals						119/363	33	116/344	34	3/19	16	24/57	42	78	161	239	59	80	46	8	100	70	265	44.2				
Opponents						125/323	39	122/301	41	3/22	14	34/64	53	49	177	226	71	89	28	2	71	101	287	47.8				

#### AVERAGES PER GAME

	NED	Opponents
Points from Turnovers	45	49
Points in the Paint	174	172
Second Chance Points	62	48
Fast Break Points	18	10

	NED	Opponents
Total Field Goals Made	0.0	0.0
2 Points Field Goals Made	0.0	0.0
3 Points Field Goals Made	0.0	0.0
Free Throws Made	0.0	0.0
Offensive Rebounds	0.0	0.0
Defensive Rebounds	0.0	0.0
Total Rebounds	0.0	0.0
Assists	0.0	0.0
Fouls	0.0	0.0
Turnovers	0.0	0.0
Steals	0.0	0.0
Blocked Shots	0.0	0.0
Points from Turnovers	7.5	8.1
Points in the Paint	29.0	28.6
Second Chance Points	10.3	8.0
Fast Break Points	3.0	1.6

#### Legend:

%	Shooting Percentage	AS	Assists	BS	Blocked Shots	DR	Defensive Rebounds
FO	Fouls On	GP	Games Played	M/A	Made/Attempt	MIN	Minutes Played
MPG	Minutes Played Per Game	OR	Offensive Rebounds	PF	Fouls	PPG	Points Per Game
PTS	Points	ST	Steals	TO	Turnovers	TOT	Total Rebounds



## START LIST

首发名单

### USA - GER

**Referee:** GAUTHIER Sebastien (CAN)  
**Umpires:** BOSVELD Andre (NED); GIORDANO Sergio (CAN)

**Commissioner:** KERR Trevor Andrew (CAN)  
**Classifier:** MACKAY Kenneth (GBR)

#### USA - United States of America

No.	Name	Pos	Age	Sport Class	Current Games Statistics						
					PPG	FG%	3FG%	FT%	RPG	APG	MPG (GP)
4	MURRAY Becca	G	18	2.5	3.8	50		50	1.8	1.2	15:53 (6)
5	CISNEROS Patty (C)	G	30	2.0	3.3	36		0	2.8	2.5	25:26 (6)
6	HOSKINS Emily	G	25	1.0	1.2	50		50	0.7	0.2	13:27 (6)
7	RUDELLE Jen	G	30	4.5	12.3	39	17	58	6.2	1.0	21:16 (6)
8	SCHNEIDER Natalie	F	25	4.5	5.7	44		50	3.3		14:57 (3)
9	NICHOLS Alana	G	25	2.5	3.5	34		25	1.5	0.7	12:59 (6)
10	WHEELER Stephanie	G	27	2.0	8.3	42		60	3.7	2.3	26:51 (6)
11	CASTLE Sarah	G	24	2.5	4.0	44		0	2.0	0.8	20:57 (4)
12	RIPP Christina	G	28	2.5	8.8	36	25	52	4.0	3.5	22:40 (6)
13	GONZALES Loraine	F	30	4.0	7.2	44		43	6.0	0.8	15:39 (6)
14	MILFORD Mary Allison	G	22	1.0	0.7	25			1.3	1.3	16:25 (3)
15	HOFFMAN Carlee	F	22	4.0	6.0	42	0	67	2.2	0.8	16:07 (6)
Team			25.5		60.3	41	17	53	32.5	14.2	
<b>Coach</b>		LYKINS Ronald									
<b>Assistant Coach</b>		SIKORA John					TAYLOR Robert				

USA Played		
PR	GER	42-38
PR	AUS	61-42
PR	GBR	56-31
PR	BRA	68-38
QF	CHN	75-31
SF	AUS	60-47

#### GER - Germany

No.	Name	Pos	Age	Sport Class	Current Games Statistics						
					PPG	FG%	3FG%	FT%	RPG	APG	MPG (GP)
4	KAUTZ Britta	F	26	1.0	0.7	50			0.7		07:40 (3)
5	MEITNER Birgit	G	31	2.5	2.0	31		50	1.7	1.3	13:22 (6)
6	KUES Simone	F	31	1.0	3.2	36		20	2.7	0.3	23:28 (6)
7	MULLER Edina Anita	F	25	2.0	1.5	36		50	2.2	0.7	14:17 (6)
8	ZEYEN Annika	G	23	1.5	6.7	46		36	2.2	2.2	33:38 (6)
9	SEIFERT Nicole	G	34	1.5	2.7	54		40	1.2	1.2	19:23 (6)
10	SCHUNEMANN Gesche	C	25	4.5	3.0	35	0	50	3.6	0.4	07:51 (5)
11	SCHRATZ Nora	G	29	2.5	1.0	30	0		1.0	0.8	11:06 (6)
12	BUTTERBRODT Maren	C	31	4.5	10.5	52	0	48	9.2	2.7	27:38 (6)
13	BEHRENS Alke	F	28	1.0	0.3	0		100			01:46 (3)
14	KAHL Annette (C)	C	35	4.5	5.0	42			3.5	0.3	12:29 (6)
15	MOHNEN Marina	C	29	4.5	17.3	48	0	67	10.5	3.2	33:19 (6)
Team			28.9		52.8	44	0	49	37.3	13.0	
<b>Coach</b>		GLINICKI Holger Ingo									
<b>Assistant Coach</b>		RICHARZ Peter									

GER Played		
PR	BRA	62-32
PR	USA	38-42
PR	AUS	64-56
PR	GBR	50-44
QF	NED	43-28
SF	JPN	60-40

Legend:							
3FG%	3 Field Goals %	APG	Assists per Game	C	Centre	F	Forward
FG%	Field Goals %	FT%	Free Throws %	G	Guard	GP	Games Played
MPG	Minutes Played per Game	Pos	Playing Position	PPG	Points per Game	PR	Preliminary Round
QF	Quarterfinal	RPG	Rebounds per Game	SF	Semifinal		



## PLAY BY PLAY

文字比分播报

USA 23 vs 16 GER

Attendance: 12000

		Q1		Q2	
Scoring by 5 min intervals:	USA	6	9	17	23
	GER	8	12	14	16

### FIRST QUARTER

#### Quarter Starters:

<b>USA</b> 6 HOSKINS E	5 CISNEROS P	7 RUDELL J	10 WHEELER S	13 GONZALES L
<b>GER</b> 5 MEITNER B	6 KUES S	8 ZEYEN A	12 BUTTERBRODT M	15 MOHNEN M

Game Time	USA - United States	Score	Lead	GER - Germany
10:00	6 HOSKINS E Player IN <<----			
10:00	5 CISNEROS P Player IN <<----			
10:00	7 RUDELL J Player IN <<----			
10:00	13 GONZALES L Player IN <<----			
10:00	10 WHEELER S Player IN <<----			
10:00				5 MEITNER B Player IN <<----
10:00				6 KUES S Player IN <<----
10:00				8 ZEYEN A Player IN <<----
10:00				12 BUTTERBRODT M Player IN <<----
10:00				15 MOHNEN M Player IN <<----
10:00	13 GONZALES L Tap off won			12 BUTTERBRODT M Tap off lost
09:45	7 RUDELL J 2 Pts paint missed (2 Out)			
09:44				8 ZEYEN A Defensive Rebound
09:33				12 BUTTERBRODT M 2 Pts paint missed (2 Out)
09:30				12 BUTTERBRODT M Offensive Rebound
09:30				12 BUTTERBRODT M 2 Pts paint missed (2 Out)
09:28				Offensive Rebound
09:23				12 BUTTERBRODT M 2 Pts paint missed (2 Out)
09:20				12 BUTTERBRODT M Offensive Rebound
09:20				12 BUTTERBRODT M 2 Pts paint missed (2 Out)
09:18	13 GONZALES L Defensive Rebound			
09:01	6 HOSKINS E 2 Pts paint missed (2 Out)			
08:59				15 MOHNEN M Defensive Rebound
08:51		0-2	-2	8 ZEYEN A 2-Pts paint made (2 In)
08:43				5 MEITNER B Assist
08:33	7 RUDELL J 2 Pts paint missed (2 Out)			
08:32				4 KAUTZ B Defensive Rebound
08:20				15 MOHNEN M 2-Pts missed (2 out)
08:19	13 GONZALES L Defensive Rebound			
08:06	6 HOSKINS E 2-Pts paint made (2 In)	2-2	0	
07:36		2-4	-2	12 BUTTERBRODT M 2-Pts paint made (2 In)
07:32				15 MOHNEN M Assist
07:13	7 RUDELL J 2-Pts missed (2 out)			
07:11				12 BUTTERBRODT M Defensive Rebound



## PLAY BY PLAY

文字比分播报

USA 23 vs 16 GER

Attendance: 12000

Game Time	USA - United States	Score	Lead	GER - Germany
06:50		2-6	-4	15 MOHNEN M 2-Pts made (2 In)
06:27	13 GONZALES L 2-Pts paint made (2 In)	4-6	-2	
06:21	5 CISNEROS P Assist			
06:05		4-8	-4	5 MEITNER B 2-Pts paint made (2 In)
06:04				12 BUTTERBRODT M Assist
05:47	7 RUDELL J 2 Pts paint missed (2 Out)			
05:45				15 MOHNEN M Defensive Rebound
05:26				15 MOHNEN M Turnover
05:13	7 RUDELL J 2 Pts paint missed (2 Out)			
05:10	7 RUDELL J Offensive Rebound			
05:10	7 RUDELL J 2-Pts paint made (2 In)	6-8	-2	
04:50				5 MEITNER B 2 Pts paint missed (2 Out)
04:49	13 GONZALES L Defensive Rebound			
04:36	5 CISNEROS P 2-Pts missed (2 out)			
04:35	13 GONZALES L Offensive Rebound			
04:35	13 GONZALES L 2-Pts paint made (2 In)	8-8	0	
04:23				8 ZEYEN A Turnover
04:04	7 RUDELL J 3-Pts missed (3 Out)			
04:02				5 MEITNER B Defensive Rebound
03:48		8-10	-2	6 KUES S 2-Pts paint made (2 In)
03:45				15 MOHNEN M Assist
03:27	10 WHEELER S Foul On			
03:27				5 MEITNER B Personal foul
03:27	10 WHEELER S Free Throw missed (1 Out)			
03:27	10 WHEELER S Free Throw made (1 In)	9-10	-1	
03:06	13 GONZALES L Steal			
03:06				15 MOHNEN M Turnover
02:48	7 RUDELL J 2-Pts missed (2 out)			
02:46				5 MEITNER B Defensive Rebound
02:37	6 HOSKINS E Personal foul			
02:37				12 BUTTERBRODT M Foul On
02:26				6 KUES S 2 Pts paint missed (2 Out)
02:21				8 ZEYEN A Offensive Rebound
02:21				8 ZEYEN A 2 Pts paint missed (2 Out)
02:19				15 MOHNEN M Offensive Rebound
02:19		9-12	-3	15 MOHNEN M 2-Pts paint made (2 In)
01:48	7 RUDELL J 3-Pts missed (3 Out)			
01:44	5 CISNEROS P Offensive Rebound			
01:35	13 GONZALES L 2 Pts paint missed (2 Out)			
01:33				15 MOHNEN M Defensive Rebound
01:12				15 MOHNEN M 2-Pts missed (2 out)
01:11	13 GONZALES L Defensive Rebound			



## PLAY BY PLAY

文字比分播报

USA 23 vs 16 GER

Attendance: 12000

Game Time	USA - United States	Score	Lead	GER - Germany
00:56	7 RUDELL J 2 Pts paint missed (2 Out)			
00:54				15 MOHNEN M Defensive Rebound
00:42				15 MOHNEN M 2-Pts missed (2 out)
00:40	10 WHEELER S Defensive Rebound			
00:32				8 ZEYEN A Personal foul
00:32	7 RUDELL J Foul On			
00:19	6 HOSKINS E 2 Pts paint missed (2 Out)			
00:17				15 MOHNEN M Defensive Rebound
00:06				12 BUTTERBRODT M 2 Pts paint missed (2 Out)
00:04	7 RUDELL J Defensive Rebound			
00:00	13 GONZALES L 2-Pts missed (2 out)			

## SECOND QUARTER

### Quarter Starters:

USA 9 NICHOLS A      4 MURRAY B      11 CASTLE S      12 RIPP C      15 HOFFMAN C  
GER 5 MEITNER B      8 ZEYEN A      12 BUTTERBRODT M      15 MOHNEN M      6 KUES S

Game Time	USA - United States	Score	Lead	GER - Germany
10:00				5 MEITNER B Player IN <<----
10:00				8 ZEYEN A Player IN <<----
10:00				12 BUTTERBRODT M Player IN <<----
10:00				15 MOHNEN M Player IN <<----
10:00				6 KUES S Player IN <<----
10:00	9 NICHOLS A Player IN <<----			
10:00	4 MURRAY B Player IN <<----			
10:00	11 CASTLE S Player IN <<----			
10:00	12 RIPP C Player IN <<----			
10:00	15 HOFFMAN C Player IN <<----			
00:00				Tap off situation, throw-in
09:37		9-14	-5	15 MOHNEN M 2-Pts made (2 In)
09:09	15 HOFFMAN C 2 Pts paint missed (2 Out)			
09:06	15 HOFFMAN C Offensive Rebound			
09:06	15 HOFFMAN C 2 Pts paint missed (2 Out)			
09:04				15 MOHNEN M Blocked Shot
08:55	11 CASTLE S Offensive Rebound			
08:50	9 NICHOLS A 2-Pts paint made (2 In)	11-14	-3	
08:41				8 ZEYEN A Turnover
08:18	11 CASTLE S 2 Pts paint missed (2 Out)			
08:16				12 BUTTERBRODT M Defensive Rebound
08:00				8 ZEYEN A Turnover
08:00	12 RIPP C Steal			
07:40	12 RIPP C 2-Pts made (2 In)	13-14	-1	
07:12				15 MOHNEN M Turnover



## PLAY BY PLAY

文字比分播报

USA 23 vs 16 GER

Attendance: 12000

Game Time	USA - United States	Score	Lead	GER - Germany
06:48	15 HOFFMAN C 2-Pts made (2 In)	15-14	+1	
06:45	12 RIPP C Assist			
06:32				15 MOHNEN M Turnover
06:32	9 NICHOLS A Steal			
06:18	15 HOFFMAN C 2 Pts paint missed (2 Out)			
06:15				12 BUTTERBRODT M Defensive Rebound
06:04				6 KUES S 2 Pts paint missed (2 Out)
06:02	12 RIPP C Defensive Rebound			
05:51	4 MURRAY B 2-Pts paint made (2 In)	17-14	+3	
05:50				Time out
05:28				15 MOHNEN M Turnover
05:11	12 RIPP C 2 Pts paint missed (2 Out)			
05:05				12 BUTTERBRODT M Defensive Rebound
05:05				8 ZEYEN A Turnover
04:56	9 NICHOLS A Foul On			
04:56				8 ZEYEN A Personal foul
04:56	9 NICHOLS A Free Throw made (1 In)	18-14	+4	
04:56	9 NICHOLS A Free Throw missed (1 Out)			
04:53				5 MEITNER B Defensive Rebound
04:29				15 MOHNEN M 2-Pts missed (2 out)
04:27	9 NICHOLS A Defensive Rebound			
04:07	11 CASTLE S 2-Pts missed (2 out)			
04:04				8 ZEYEN A Defensive Rebound
03:45				12 BUTTERBRODT M Offensive foul
03:45				12 BUTTERBRODT M Turnover
03:45	12 RIPP C Foul On			
03:45	12 RIPP C Steal			
03:45				11 SCHRATZ N Player IN <<----
03:45				5 MEITNER B Player OUT ---->>
03:45				Time out
03:30	9 NICHOLS A 2 Pts paint missed (2 Out)			
03:28				15 MOHNEN M Defensive Rebound
03:12				12 BUTTERBRODT M Turnover
02:58	12 RIPP C Turnover			
02:58				14 KAHL A Player IN <<----
02:58				12 BUTTERBRODT M Player OUT ---->>
02:51	9 NICHOLS A Personal foul			
02:51				8 ZEYEN A Foul On
02:29				14 KAHL A 2 Pts paint missed (2 Out)
02:28	4 MURRAY B Defensive Rebound			
02:09	12 RIPP C 3-Pts made (3 In)	21-14	+7	
02:06	11 CASTLE S Assist			



## PLAY BY PLAY

文字比分播报

USA 23 vs 16 GER

Attendance: 12000

Game Time	USA - United States	Score	Lead	GER - Germany
01:40				15 MOHNEN M 2-Pts missed (2 out)
01:37				6 KUES S Offensive Rebound
01:25				11 SCHRATZ N 2-Pts missed (2 out)
01:22	9 NICHOLS A Defensive Rebound			
01:17	12 RIPP C 2-Pts paint made (2 In)	23-14	+9	
01:17	12 RIPP C Foul On			
01:17				15 MOHNEN M Personal foul
01:16	12 RIPP C Free Throw missed (1 Out)			
01:14	Offensive Rebound			
00:57	15 HOFFMAN C 2 Pts paint missed (2 Out)			
00:55				15 MOHNEN M Defensive Rebound
00:37				11 SCHRATZ N 2 Pts paint missed (2 Out)
00:33				14 KAHL A Offensive Rebound
00:33				14 KAHL A 2 Pts paint missed (2 Out)
00:33				Offensive Rebound
00:26		23-16	+7	8 ZEYEN A 2-Pts paint made (2 In)
00:23				15 MOHNEN M Assist
00:09	12 RIPP C 2-Pts missed (2 out)			
00:07				14 KAHL A Defensive Rebound
00:01				6 KUES S 2-Pts missed (2 out)





## PLAY BY PLAY

文字比分播报

USA 50 vs 38 GER

Attendance: 12000

Scoring by 5 min intervals:		Q1		Q2		Q3		Q4	
USA		6	9	17	23	33	39	43	50
GER		8	12	14	16	24	29	36	38

### FIRST QUARTER

#### Quarter Starters:

<b>USA</b> 6 HOSKINS E	5 CISNEROS P	7 RUDELL J	10 WHEELER S	13 GONZALES L
<b>GER</b> 5 MEITNER B	6 KUES S	8 ZEYEN A	12 BUTTERBRODT M	15 MOHNEN M

Game Time	USA - United States	Score	Lead	GER - Germany
10:00	6 HOSKINS E Player IN <<----			
10:00	5 CISNEROS P Player IN <<----			
10:00	7 RUDELL J Player IN <<----			
10:00	13 GONZALES L Player IN <<----			
10:00	10 WHEELER S Player IN <<----			
10:00				5 MEITNER B Player IN <<----
10:00				6 KUES S Player IN <<----
10:00				8 ZEYEN A Player IN <<----
10:00				12 BUTTERBRODT M Player IN <<----
10:00				15 MOHNEN M Player IN <<----
10:00	13 GONZALES L Tap off won			12 BUTTERBRODT M Tap off lost
09:45	7 RUDELL J 2 Pts paint missed (2 Out)			
09:44				8 ZEYEN A Defensive Rebound
09:33				12 BUTTERBRODT M 2 Pts paint missed (2 Out)
09:30				12 BUTTERBRODT M Offensive Rebound
09:30				12 BUTTERBRODT M 2 Pts paint missed (2 Out)
09:28				Offensive Rebound
09:23				12 BUTTERBRODT M 2 Pts paint missed (2 Out)
09:20				12 BUTTERBRODT M Offensive Rebound
09:20				12 BUTTERBRODT M 2 Pts paint missed (2 Out)
09:18	13 GONZALES L Defensive Rebound			
09:01	6 HOSKINS E 2 Pts paint missed (2 Out)			
08:59				15 MOHNEN M Defensive Rebound
08:51		0-2	-2	8 ZEYEN A 2-Pts paint made (2 In)
08:43				5 MEITNER B Assist
08:33	7 RUDELL J 2 Pts paint missed (2 Out)			
08:32				4 KAUTZ B Defensive Rebound
08:20				15 MOHNEN M 2-Pts missed (2 out)
08:19	13 GONZALES L Defensive Rebound			
08:06	6 HOSKINS E 2-Pts paint made (2 In)	2-2	0	
07:36		2-4	-2	12 BUTTERBRODT M 2-Pts paint made (2 In)
07:32				15 MOHNEN M Assist
07:13	7 RUDELL J 2-Pts missed (2 out)			
07:11				12 BUTTERBRODT M Defensive Rebound



## PLAY BY PLAY

文字比分播报

USA 50 vs 38 GER

Attendance: 12000

Game Time	USA - United States	Score	Lead	GER - Germany
06:50		2-6	-4	15 MOHNEN M 2-Pts made (2 In)
06:27	13 GONZALES L 2-Pts paint made (2 In)	4-6	-2	
06:21	5 CISNEROS P Assist			
06:05		4-8	-4	5 MEITNER B 2-Pts paint made (2 In)
06:04				12 BUTTERBRODT M Assist
05:47	7 RUDELL J 2 Pts paint missed (2 Out)			
05:45				15 MOHNEN M Defensive Rebound
05:26				15 MOHNEN M Turnover
05:13	7 RUDELL J 2 Pts paint missed (2 Out)			
05:10	7 RUDELL J Offensive Rebound			
05:10	7 RUDELL J 2-Pts paint made (2 In)	6-8	-2	
04:50				5 MEITNER B 2 Pts paint missed (2 Out)
04:49	13 GONZALES L Defensive Rebound			
04:36	5 CISNEROS P 2-Pts missed (2 out)			
04:35	13 GONZALES L Offensive Rebound			
04:35	13 GONZALES L 2-Pts paint made (2 In)	8-8	0	
04:23				8 ZEYEN A Turnover
04:04	7 RUDELL J 3-Pts missed (3 Out)			
04:02				5 MEITNER B Defensive Rebound
03:48		8-10	-2	6 KUES S 2-Pts paint made (2 In)
03:45				15 MOHNEN M Assist
03:27	10 WHEELER S Foul On			
03:27				5 MEITNER B Personal foul
03:27	10 WHEELER S Free Throw missed (1 Out)			
03:27	10 WHEELER S Free Throw made (1 In)	9-10	-1	
03:06	13 GONZALES L Steal			
03:06				15 MOHNEN M Turnover
02:48	7 RUDELL J 2-Pts missed (2 out)			
02:46				5 MEITNER B Defensive Rebound
02:37	6 HOSKINS E Personal foul			
02:37				12 BUTTERBRODT M Foul On
02:26				6 KUES S 2 Pts paint missed (2 Out)
02:21				8 ZEYEN A Offensive Rebound
02:21				8 ZEYEN A 2 Pts paint missed (2 Out)
02:19				15 MOHNEN M Offensive Rebound
02:19		9-12	-3	15 MOHNEN M 2-Pts paint made (2 In)
01:48	7 RUDELL J 3-Pts missed (3 Out)			
01:44	5 CISNEROS P Offensive Rebound			
01:35	13 GONZALES L 2 Pts paint missed (2 Out)			
01:33				15 MOHNEN M Defensive Rebound
01:12				15 MOHNEN M 2-Pts missed (2 out)
01:11	13 GONZALES L Defensive Rebound			



## PLAY BY PLAY

文字比分播报

USA 50 vs 38 GER

Attendance: 12000

Game Time	USA - United States	Score	Lead	GER - Germany
00:56	7 RUDELL J 2 Pts paint missed (2 Out)			
00:54				15 MOHNEN M Defensive Rebound
00:42				15 MOHNEN M 2-Pts missed (2 out)
00:40	10 WHEELER S Defensive Rebound			
00:32				8 ZEYEN A Personal foul
00:32	7 RUDELL J Foul On			
00:19	6 HOSKINS E 2 Pts paint missed (2 Out)			
00:17				15 MOHNEN M Defensive Rebound
00:06				12 BUTTERBRODT M 2 Pts paint missed (2 Out)
00:04	7 RUDELL J Defensive Rebound			
00:00	13 GONZALES L 2-Pts missed (2 out)			

## SECOND QUARTER

### Quarter Starters:

USA 9 NICHOLS A      4 MURRAY B      11 CASTLE S      12 RIPP C      15 HOFFMAN C  
GER 5 MEITNER B      8 ZEYEN A      12 BUTTERBRODT M      15 MOHNEN M      6 KUES S

Game Time	USA - United States	Score	Lead	GER - Germany
10:00				5 MEITNER B Player IN <<----
10:00				8 ZEYEN A Player IN <<----
10:00				12 BUTTERBRODT M Player IN <<----
10:00				15 MOHNEN M Player IN <<----
10:00				6 KUES S Player IN <<----
10:00	9 NICHOLS A Player IN <<----			
10:00	4 MURRAY B Player IN <<----			
10:00	11 CASTLE S Player IN <<----			
10:00	12 RIPP C Player IN <<----			
10:00	15 HOFFMAN C Player IN <<----			
00:00				Tap off situation, throw-in
09:37		9-14	-5	15 MOHNEN M 2-Pts made (2 In)
09:09	15 HOFFMAN C 2 Pts paint missed (2 Out)			
09:06	15 HOFFMAN C Offensive Rebound			
09:06	15 HOFFMAN C 2 Pts paint missed (2 Out)			
09:04				15 MOHNEN M Blocked Shot
08:55	11 CASTLE S Offensive Rebound			
08:50	9 NICHOLS A 2-Pts paint made (2 In)	11-14	-3	
08:41				8 ZEYEN A Turnover
08:18	11 CASTLE S 2 Pts paint missed (2 Out)			
08:16				12 BUTTERBRODT M Defensive Rebound
08:00				8 ZEYEN A Turnover
08:00	12 RIPP C Steal			
07:40	12 RIPP C 2-Pts made (2 In)	13-14	-1	
07:12				15 MOHNEN M Turnover



## PLAY BY PLAY

文字比分播报

USA 50 vs 38 GER

Attendance: 12000

Game Time	USA - United States	Score	Lead	GER - Germany
06:48	15 HOFFMAN C 2-Pts made (2 In)	15-14	+1	
06:45	12 RIPP C Assist			
06:32				15 MOHNEN M Turnover
06:32	9 NICHOLS A Steal			
06:18	15 HOFFMAN C 2 Pts paint missed (2 Out)			
06:15				12 BUTTERBRODT M Defensive Rebound
06:04				6 KUES S 2 Pts paint missed (2 Out)
06:02	12 RIPP C Defensive Rebound			
05:51	4 MURRAY B 2-Pts paint made (2 In)	17-14	+3	
05:50				Time out
05:28				15 MOHNEN M Turnover
05:11	12 RIPP C 2 Pts paint missed (2 Out)			
05:05				12 BUTTERBRODT M Defensive Rebound
05:05				8 ZEYEN A Turnover
04:56	9 NICHOLS A Foul On			
04:56				8 ZEYEN A Personal foul
04:56	9 NICHOLS A Free Throw made (1 In)	18-14	+4	
04:56	9 NICHOLS A Free Throw missed (1 Out)			
04:53				5 MEITNER B Defensive Rebound
04:29				15 MOHNEN M 2-Pts missed (2 out)
04:27	9 NICHOLS A Defensive Rebound			
04:07	11 CASTLE S 2-Pts missed (2 out)			
04:04				8 ZEYEN A Defensive Rebound
03:45				12 BUTTERBRODT M Offensive foul
03:45				12 BUTTERBRODT M Turnover
03:45	12 RIPP C Foul On			
03:45	12 RIPP C Steal			
03:45				11 SCHRATZ N Player IN <<----
03:45				5 MEITNER B Player OUT ---->>
03:45				Time out
03:30	9 NICHOLS A 2 Pts paint missed (2 Out)			
03:28				15 MOHNEN M Defensive Rebound
03:12				12 BUTTERBRODT M Turnover
02:58	12 RIPP C Turnover			
02:58				14 KAHL A Player IN <<----
02:58				12 BUTTERBRODT M Player OUT ---->>
02:51	9 NICHOLS A Personal foul			
02:51				8 ZEYEN A Foul On
02:29				14 KAHL A 2 Pts paint missed (2 Out)
02:28	4 MURRAY B Defensive Rebound			
02:09	12 RIPP C 3-Pts made (3 In)	21-14	+7	
02:06	11 CASTLE S Assist			



## PLAY BY PLAY

文字比分播报

USA 50 vs 38 GER

Attendance: 12000

Game Time	USA - United States	Score	Lead	GER - Germany
01:40				15 MOHNEN M 2-Pts missed (2 out)
01:37				6 KUES S Offensive Rebound
01:25				11 SCHRATZ N 2-Pts missed (2 out)
01:22	9 NICHOLS A Defensive Rebound			
01:17	12 RIPP C 2-Pts paint made (2 In)	23-14	+9	
01:17	12 RIPP C Foul On			
01:17				15 MOHNEN M Personal foul
01:16	12 RIPP C Free Throw missed (1 Out)			
01:14	Offensive Rebound			
00:57	15 HOFFMAN C 2 Pts paint missed (2 Out)			
00:55				15 MOHNEN M Defensive Rebound
00:37				11 SCHRATZ N 2 Pts paint missed (2 Out)
00:33				14 KAHL A Offensive Rebound
00:33				14 KAHL A 2 Pts paint missed (2 Out)
00:33				Offensive Rebound
00:26		23-16	+7	8 ZEYEN A 2-Pts paint made (2 In)
00:23				15 MOHNEN M Assist
00:09	12 RIPP C 2-Pts missed (2 out)			
00:07				14 KAHL A Defensive Rebound
00:01				6 KUES S 2-Pts missed (2 out)

## THIRD QUARTER

### Quarter Starters:

USA 9 NICHOLS A      11 CASTLE S      12 RIPP C      15 HOFFMAN C      4 MURRAY B  
GER 7 MULLER EA      8 ZEYEN A      9 SEIFERT N      12 BUTTERBRODT M      15 MOHNEN M

Game Time	USA - United States	Score	Lead	GER - Germany
10:00				7 MULLER EA Player IN <<----
10:00				8 ZEYEN A Player IN <<----
10:00				9 SEIFERT N Player IN <<----
10:00				12 BUTTERBRODT M Player IN <<----
10:00				15 MOHNEN M Player IN <<----
10:00	9 NICHOLS A Player IN <<----			
10:00	11 CASTLE S Player IN <<----			
10:00	12 RIPP C Player IN <<----			
10:00	15 HOFFMAN C Player IN <<----			
10:00	4 MURRAY B Player IN <<----			
09:55	Tap off situation, throw-in			
09:41	12 RIPP C 2-Pts paint made (2 In)	25-16	+9	
09:29		25-18	+7	9 SEIFERT N 2-Pts paint made (2 In)
09:27				12 BUTTERBRODT M Assist
09:11	11 CASTLE S 2-Pts paint made (2 In)	27-18	+9	
08:58				Turnover



## PLAY BY PLAY

文字比分播报

USA 50 vs 38 GER

Attendance: 12000

Game Time	USA - United States	Score	Lead	GER - Germany
08:46	12 RIPP C Turnover			
08:46	9 NICHOLS A Personal foul			
08:46				7 MULLER EA Foul On
08:22				8 ZEYEN A 2-Pts missed (2 out)
08:22	Defensive Rebound			
08:11	9 NICHOLS A 2 Pts paint missed (2 Out)			
08:09				15 MOHNEN M Defensive Rebound
07:50		27-20	+7	7 MULLER EA 2-Pts paint made (2 In)
07:20	12 RIPP C 3-Pts missed (3 Out)			
07:19	11 CASTLE S Offensive Rebound			
07:19				12 BUTTERBRODT M Personal foul
07:19	15 HOFFMAN C Foul On			
07:19	15 HOFFMAN C Free Throw made (1 In)	28-20	+8	
07:19	15 HOFFMAN C Free Throw made (1 In)	29-20	+9	
07:08		29-22	+7	7 MULLER EA 2-Pts paint made (2 In)
07:06				12 BUTTERBRODT M Assist
06:41	12 RIPP C 2-Pts paint made (2 In)	31-22	+9	
06:38	9 NICHOLS A Assist			
06:17		31-24	+7	15 MOHNEN M 2-Pts paint made (2 In)
06:15				15 MOHNEN M Fast Break
05:54	4 MURRAY B 2-Pts paint made (2 In)	33-24	+9	
05:51	12 RIPP C Assist			
05:24				Turnover
05:07	9 NICHOLS A 2 Pts paint missed (2 Out)			
05:06				Tap off situation, throw-in
05:00				10 SCHUNEMANN G Player IN <<-----
05:00				15 MOHNEN M Player OUT ----->>
04:44		33-27	+6	10 SCHUNEMANN G 3-Pts made (3 In)
04:21	15 HOFFMAN C 2-Pts made (2 In)	35-27	+8	
04:00	12 RIPP C Personal foul			
04:00				12 BUTTERBRODT M Foul On
03:53				10 SCHUNEMANN G 2-Pts missed (2 out)
03:51	11 CASTLE S Defensive Rebound			
03:32	9 NICHOLS A 2-Pts missed (2 out)			
03:30	9 NICHOLS A Offensive Rebound			
03:27	15 HOFFMAN C 2 Pts paint missed (2 Out)			
03:25				10 SCHUNEMANN G Defensive Rebound
03:09				8 ZEYEN A Turnover
03:09	10 WHEELER S Player IN <<-----			
03:09	9 NICHOLS A Player OUT ----->>			
02:48	4 MURRAY B 2-Pts paint made (2 In)	37-27	+10	
02:16				8 ZEYEN A 2 Pts paint missed (2 Out)



## PLAY BY PLAY

文字比分播报

USA 50 vs 38 GER

Attendance: 12000

Game Time	USA - United States	Score	Lead	GER - Germany
02:14	4 MURRAY B Defensive Rebound			
02:05	15 HOFFMAN C 2 Pts paint missed (2 Out)			
02:03				12 BUTTERBRODT M Defensive Rebound
01:40				8 ZEYEN A 2 Pts paint missed (2 Out)
01:38	15 HOFFMAN C Defensive Rebound			
01:36	12 RIPP C Turnover			
01:22				10 SCHUNEMANN G Turnover
01:22	4 MURRAY B Steal			
01:14	15 HOFFMAN C 2-Pts paint made (2 In)	39-27	+12	
01:14	15 HOFFMAN C Foul On			
01:14				10 SCHUNEMANN G Personal foul
01:10	15 HOFFMAN C Free Throw missed (1 Out)			
01:08	15 HOFFMAN C Offensive Rebound			
00:58	11 CASTLE S 2-Pts missed (2 out)			
00:56				10 SCHUNEMANN G Defensive Rebound
00:40		39-29	+10	12 BUTTERBRODT M 2-Pts paint made (2 In)
00:14	10 WHEELER S Turnover			
00:14				Time out
00:00				10 SCHUNEMANN G 2-Pts missed (2 out)

## FOURTH QUARTER

### Quarter Starters:

USA

GER

Game Time	USA - United States	Score	Lead	GER - Germany
10:00				7 MULLER EA Player IN <<----
10:00				8 ZEYEN A Player IN <<----
10:00				9 SEIFERT N Player IN <<----
10:00				12 BUTTERBRODT M Player IN <<----
10:00				15 MOHNEN M Player IN <<----
10:00	4 MURRAY B Player IN <<----			
10:00	5 CISNEROS P Player IN <<----			
10:00	10 WHEELER S Player IN <<----			
10:00	12 RIPP C Player IN <<----			
10:00	13 GONZALES L Player IN <<----			
09:57	Tap off situation, throw-in			
09:38	4 MURRAY B Turnover			
09:38				15 MOHNEN M Steal
09:33	10 WHEELER S Personal foul			
09:33				15 MOHNEN M Foul On
09:17	12 RIPP C Steal			
09:17				9 SEIFERT N Turnover



## PLAY BY PLAY

文字比分播报

USA 50 vs 38 GER

Attendance: 12000

Game Time	USA - United States	Score	Lead	GER - Germany
09:04	10 WHEELER S Turnover			
09:04				9 SEIFERT N Steal
08:48				7 MULLER EA 2 Pts paint missed (2 Out)
08:46	10 WHEELER S Defensive Rebound			
08:33	4 MURRAY B Offensive foul			
08:33	4 MURRAY B Turnover			
08:33				12 BUTTERBRODT M Foul On
08:33				12 BUTTERBRODT M Steal
08:33				6 KUES S Player IN <<----
08:33				9 SEIFERT N Player OUT ---->>
08:06				12 BUTTERBRODT M 2 Pts paint missed (2 Out)
08:03				12 BUTTERBRODT M Offensive Rebound
08:03		39-31	+8	12 BUTTERBRODT M 2-Pts paint made (2 In)
07:43	12 RIPP C 2 Pts paint missed (2 Out)			
07:43	Offensive Rebound			
07:36	10 WHEELER S 2-Pts missed (2 out)			
07:35				12 BUTTERBRODT M Defensive Rebound
07:16				15 MOHNEN M 2 Pts paint missed (2 Out)
07:13				8 ZEYEN A Offensive Rebound
07:10		39-33	+6	15 MOHNEN M 2-Pts paint made (2 In)
07:10				15 MOHNEN M Foul On
07:10	10 WHEELER S Personal foul			
07:10	15 HOFFMAN C Player IN <<----			
07:10	11 CASTLE S Player IN <<----			
07:10	13 GONZALES L Player OUT ---->>			
07:10	5 CISNEROS P Player OUT ---->>			
07:10		39-34	+5	15 MOHNEN M Free Throw made (1 In)
06:47	12 RIPP C 2-Pts made (2 In)	41-34	+7	
06:14		41-36	+5	15 MOHNEN M 2-Pts made (2 In)
06:08				8 ZEYEN A Assist
05:54	11 CASTLE S 2-Pts made (2 In)	43-36	+7	
05:54	12 RIPP C Assist			
05:27				12 BUTTERBRODT M 2 Pts paint missed (2 Out)
05:23	11 CASTLE S Defensive Rebound			
05:01	15 HOFFMAN C 2-Pts missed (2 out)			
04:59				7 MULLER EA Defensive Rebound
04:47				8 ZEYEN A 2 Pts paint missed (2 Out)
04:46	4 MURRAY B Defensive Rebound			
04:40	12 RIPP C Foul On			
04:40				12 BUTTERBRODT M Personal foul
04:27	4 MURRAY B 2 Pts paint missed (2 Out)			
04:24				12 BUTTERBRODT M Defensive Rebound





## PLAY BY PLAY

文字比分播报

USA 50 vs 38 GER

Attendance: 12000

Game Time	USA - United States	Score	Lead	GER - Germany
04:19	15 HOFFMAN C Personal foul			
04:19				7 MULLER EA Foul On
04:07				7 MULLER EA Turnover
03:55	12 RIPP C 2 Pts paint missed (2 Out)			
03:54				15 MOHNEN M Defensive Rebound
03:48				7 MULLER EA Turnover
03:36	4 MURRAY B 2 Pts paint missed (2 Out)			
03:32				15 MOHNEN M Defensive Rebound
03:11		43-38	+5	6 KUES S 2-Pts paint made (2 In)
02:49	11 CASTLE S 2 Pts paint missed (2 Out)			
02:46				15 MOHNEN M Defensive Rebound
02:39				6 KUES S 2 Pts paint missed (2 Out)
02:34	15 HOFFMAN C Defensive Rebound			
02:18	11 CASTLE S 2-Pts paint made (2 In)	45-38	+7	
02:17	12 RIPP C Assist			
02:17	Time out			
02:17				12 BUTTERBRODT M Player OUT ---->>
02:17				10 SCHUNEMANN G Player IN <<----
02:02				6 KUES S 2 Pts paint missed (2 Out)
02:02				8 ZEYEN A Offensive Rebound
01:57				10 SCHUNEMANN G 3-Pts missed (3 Out)
01:55	10 WHEELER S Defensive Rebound			
01:35	15 HOFFMAN C 2-Pts missed (2 out)			
01:27				15 MOHNEN M Defensive Rebound
00:58				12 BUTTERBRODT M Personal foul
00:58	15 HOFFMAN C Foul On			
01:11				Turnover
01:07				8 ZEYEN A Personal foul
01:07	15 HOFFMAN C Foul On			
01:07				15 MOHNEN M Player OUT ---->>
01:07				12 BUTTERBRODT M Player IN <<----
01:03				8 ZEYEN A Personal foul
01:03	15 HOFFMAN C Foul On			
00:58				12 BUTTERBRODT M Personal foul
00:58	10 WHEELER S Foul On			
00:58				12 BUTTERBRODT M Player OUT ---->>
00:58				14 KAHL A Player IN <<----
00:58	15 HOFFMAN C Free Throw made (1 In)	46-38	+8	
00:58	15 HOFFMAN C Free Throw made (1 In)	47-38	+9	
00:58				Time out
00:47				8 ZEYEN A 2 Pts paint missed (2 Out)
00:47				8 ZEYEN A Personal foul



## PLAY BY PLAY

文字比分播报

USA 50 vs 38 GER

Attendance: 12000

Game Time	USA - United States	Score	Lead	GER - Germany
00:47	10 WHEELER S Foul On			
00:47				8 ZEYEN A Player OUT ---->>
00:47				9 SEIFERT N Player IN <<----
00:47	12 RIPP C Free Throw made (1 In)	48-38	+10	
00:47	12 RIPP C Free Throw made (1 In)	49-38	+11	
00:47				Time out
00:22				10 SCHUNEMANN G 3-Pts missed (3 Out)
00:22	12 RIPP C Defensive Rebound			
00:22				7 MULLER EA Personal foul
00:22	12 RIPP C Foul On			
00:22	Time out			
00:22	8 SCHNEIDER N Player IN <<----			
00:22	14 MILFORD MA Player IN <<----			
00:22	11 CASTLE S Player OUT ---->>			
00:22	15 HOFFMAN C Player OUT ---->>			
00:22	12 RIPP C Free Throw missed (1 Out)			
00:22	12 RIPP C Free Throw made (1 In)	50-38	+12	
00:01				7 MULLER EA 2 Pts paint missed (2 Out)
00:01	12 RIPP C Blocked Shot			
00:00	12 RIPP C Defensive Rebound			



## RESULTS

比赛成绩

### USA 23 vs 16 GER

Attendance: 12000

Referee: GAUTHIER Sebastien (CAN)

Commissioner: KERR Trevor Andrew (CAN)

Umpires: BOSVELD Andre (NED); GIORDANO Sergio (CAN)

Classifier: MACKAY Kenneth (GBR)

		Q1		Q2	
Scoring by 5 min intervals:	USA	6	9	17	23
	GER	8	12	14	16

#### USA - UNITED STATES of AMERICA

No.	Name	Sport Class	MIN	Field Goals		2 Points		3 Points		Free Throws		Rebounds			AS	TO	ST	BS	PF	FO	PTS	
				M/A	%	M/A	%	M/A	%	M/A	%	OR	DR	TOT								
*5	CISNEROS Patty (C)	2.0	10:00	0/1	0	0/1	0					1		1	1						0	
*6	HOSKINS Emily	1.0	10:00	1/3	33	1/3	33												1		2	
*7	RUDELLE Jen	4.5	10:00	1/10	10	1/8	13	0/2	0			1	1	2						1	2	
*10	WHEELER Stephanie	2.0	10:00							1/2	50		1	1							1	
*13	GONZALES Loraine	4.0	10:00	2/4	50	2/4	50					1	4	5			1				4	
4	MURRAY Becca	2.5	10:00	1/1	100	1/1	100						1	1							2	
8	SCHNEIDER Natalie	4.5	00:00																		0	
9	NICHOLS Alana	2.5	10:00	1/2	50	1/2	50			1/2	50		2	2			1		1	1	3	
11	CASTLE Sarah	2.5	10:00	0/2	0	0/2	0					1		1	1						0	
12	RIPP Christina	2.5	10:00	3/5	60	2/4	50	1/1	100	0/1	0		1	1	1	1	2			2	7	
14	MILFORD Mary Allison	1.0	00:00																		0	
15	HOFFMAN Carlee	4.0	10:00	1/5	20	1/5	20					1		1							2	
Team/Coach																						
<b>Totals</b>				10/33	30	9/30	30	1/3	33	2/5	40	6	10	16	3	1	4			2	5	23
<b>Coach</b>		LYKINS Ronald																				
<b>Assistant Coach</b>		SIKORA John									TAYLOR Robert											

#### GER - GERMANY

No.	Name	Sport Class	MIN	Field Goals		2 Points		3 Points		Free Throws		Rebounds			AS	TO	ST	BS	PF	FO	PTS
				M/A	%	M/A	%	M/A	%	M/A	%	OR	DR	TOT							
*5	MEITNER Birgit	2.5	16:15	1/2	50	1/2	50						3	3	1				1		2
*6	KUES Simone	1.0	20:00	1/4	25	1/4	25					1		1							2
*8	ZEYEN Annika	1.5	20:00	2/3	67	2/3	67					1	2	3		4			2	1	4
*12	BUTTERBRODT Maren	4.5	17:02	1/6	17	1/6	17					2	4	6	1	2			1	1	2
*15	MOHNEN Marina	4.5	20:00	3/8	38	3/8	38					1	7	8	3	5		1	1		6
4	KAUTZ Britta	1.0	00:00										1	1							0
7	MULLER Edina Anita	2.0	00:00																		0
9	SEIFERT Nicole	1.5	00:00																		0
10	SCHUNEMANN Gesche	4.5	00:00																		0
11	SCHRATZ Nora	2.5	03:45	0/2	0	0/2	0														0
13	BEHRENS Alke	1.0	00:00																		0
14	KAHL Annette (C)	4.5	02:58	0/2	0	0/2	0					1	1	2							0
Team/Coach																					
<b>Totals</b>				8/27	30	8/27	30					8	18	26	5	11		1	5	2	16
<b>Coach</b>		GLINICKI Holger Ingo																			
<b>Assistant Coach</b>		RICHARZ Peter																			

	USA	GER
Points from Turnovers	7	0
Points in the Paint	14	12
Second Chance Points	6	8
Fast Break Points	0	0

	USA	GER
Biggest Lead	9	5
Biggest Scoring Run	14-0(23-14)	4-0(2-6)
Lead Changes	1	
Times Tied	2	

#### Legend:

%	Shooting Percentage	(C)	Captain	*	Starters	AS	Assists
BS	Blocked Shots	DR	Defensive Rebounds	FO	Fouls On	M/A	Made/Attempts
MIN	Minutes Played	OR	Offensive Rebounds	PF	Fouls	PTS	Points
Qx	Quarter Time	ST	Steals	TO	Turnovers	TOT	Total Rebounds



## RESULTS

比赛成绩

### USA 50 vs 38 GER

Attendance: 12000

Referee: GAUTHIER Sebastien (CAN)

Commissioner: KERR Trevor Andrew (CAN)

Umpires: BOSVELD Andre (NED); GIORDANO Sergio (CAN)

Classifier: MACKAY Kenneth (GBR)

		Q1		Q2		Q3		Q4	
Scoring by 5 min intervals:	<b>USA</b>	6	9	17	23	33	39	43	50
	<b>GER</b>	8	12	14	16	24	29	36	38

#### USA - UNITED STATES of AMERICA

No.	Name	Sport Class	MIN	Field Goals		2 Points		3 Points		Free Throws		Rebounds			AS	TO	ST	BS	PF	FO	PTS
				M/A	%	M/A	%	M/A	%	M/A	%	OR	DR	TOT							
*5	CISNEROS Patty (C)	2.0	12:50	0/1	0	0/1	0					1		1	1						0
*6	HOSKINS Emily	1.0	10:00	1/3	33	1/3	33												1		2
*7	RUDELLE Jen	4.5	10:00	1/10	10	1/8	13	0/2	0			1	1	2						1	2
*10	WHEELER Stephanie	2.0	23:09	0/1	0	0/1	0			1/2	50		3	3		2			2	3	1
*13	GONZALES Loraine	4.0	12:50	2/4	50	2/4	50					1	4	5			1				4
4	MURRAY Becca	2.5	30:00	3/5	60	3/5	60						3	3		2	1		1		6
8	SCHNEIDER Natalie	4.5	00:22																		0
9	NICHOLS Alana	2.5	16:51	1/5	20	1/5	20			1/2	50	1	2	3	1		1		2	1	3
11	CASTLE Sarah	2.5	26:48	3/7	43	3/7	43					2	2	4	1						6
12	RIPP Christina	2.5	30:00	6/11	55	5/9	56	1/2	50	3/5	60		3	3	4	3	3	1	1	4	16
14	MILFORD Mary Allison	1.0	00:22																		0
15	HOFFMAN Carlee	4.0	26:48	3/11	27	3/11	27			4/5	80	2	2	4					1	5	10
Team/Coach																					
<b>Totals</b>				20/58	34	19/54	35	1/4	25	9/14	64	10	21	31	7	7	6	1	8	14	50
<b>Coach</b>		LYKINS Ronald																			
<b>Assistant Coach</b>		SIKORA John									TAYLOR Robert										

#### GER - GERMANY

No.	Name	Sport Class	MIN	Field Goals		2 Points		3 Points		Free Throws		Rebounds			AS	TO	ST	BS	PF	FO	PTS
				M/A	%	M/A	%	M/A	%	M/A	%	OR	DR	TOT							
*5	MEITNER Birgit	2.5	16:15	1/2	50	1/2	50						3	3	1				1		2
*6	KUES Simone	1.0	28:33	2/7	29	2/7	29					1		1							4
*8	ZEYEN Annika	1.5	39:13	2/8	25	2/8	25					3	2	5	1	5			5	1	4
*12	BUTTERBRODT Maren	4.5	34:54	3/10	30	3/10	30					3	7	10	3	2	1		5	3	6
*15	MOHNEN Marina	4.5	33:53	6/12	50	6/12	50			1/1	100	1	12	13	3	5	1	1	1	2	13
4	KAUTZ Britta	1.0	00:00										1	1							0
7	MULLER Edina Anita	2.0	20:00	2/4	50	2/4	50						1	1		2			1	2	4
9	SEIFERT Nicole	1.5	12:14	1/1	100	1/1	100								1	1					2
10	SCHUNEMANN Gesche	4.5	07:17	1/5	20	0/2	0	1/3	33				2	2		1			1		3
11	SCHRATZ Nora	2.5	03:45	0/2	0	0/2	0														0
13	BEHRENS Alke	1.0	00:00																		0
14	KAHL Annette (C)	4.5	03:56	0/2	0	0/2	0					1	1	2							0
Team/Coach																					
<b>Totals</b>				18/53	34	17/50	34	1/3	33	1/1	100	11	29	40	8	19	3	1	14	8	38
<b>Coach</b>		GLINICKI Holger Ingo																			
<b>Assistant Coach</b>		RICHARZ Peter																			

	USA	GER
Points from Turnovers	11	2
Points in the Paint	28	28
Second Chance Points	8	12
Fast Break Points	0	0

	USA	GER
Biggest Lead	12	5
Biggest Scoring Run	14-0(23-14)	7-0(39-34)
Lead Changes	1	
Times Tied	2	

#### Legend:

%	Shooting Percentage	(C)	Captain	*	Starters	AS	Assists
BS	Blocked Shots	DR	Defensive Rebounds	FO	Fouls On	M/A	Made/Attempts
MIN	Minutes Played	OR	Offensive Rebounds	OTx	Overtime	PF	Fouls
PTS	Points	Qx	Quarter Time	ST	Steals	TO	Turnovers
TOT	Total Rebounds						



## START LIST

首发名单

### AUS - JPN

**Referee:** MARQUES Rui David (BRA)  
**Umpires:** ROJA Cristian (ITA); QUINTANA Matias (ARG)

**Commissioner:** REHLING Detlef Klaus (GER)  
**Classifier:** LACHANCE Anne (CAN)

#### AUS - Australia

No.	Name	Pos	Age	Sport Class	Current Games Statistics						
					PPG	FG%	3FG%	FT%	RPG	APG	MPG (GP)
4	DOMASCHENZ Melanie	G	24	1.0	0.0	0			0.3		08:46 (6)
5	CRISPIN Cobi	F	19	4.0	12.8	58	0	41	5.8	1.0	21:32 (6)
6	KEAN Bridie	F	21	4.0	0.7	33			1.0		05:59 (3)
7	HALL Melanie	G	31	2.5	1.2	60			0.6	0.2	03:34 (5)
8	MCKENZIE Tina	F	34	3.0	1.0	25		50	1.7	0.5	07:53 (6)
9	TESCH Liesl (C)	F	39	4.0	10.3	47	0	22	9.0	2.0	25:21 (6)
10	BURZYNSKI Clare	G	22	1.0	0.7	33			3.0	0.7	31:36 (6)
11	GAUCI Kylie	G	23	2.0	8.3	35	0	32	3.5	3.8	36:39 (6)
12	CHAPLIN Shelley	F	24	3.5	7.7	40		40	3.2	0.7	23:35 (6)
13	STEWART Sarah	F	32	3.0	7.7	40		31	4.8	0.5	27:24 (6)
14	HILL Katie	G	24	3.0	2.0	28	0		0.6	0.4	07:40 (5)
15	O'KELLY-KENNEDY K	C	22	4.0	3.5	29		100	2.3	0.3	07:15 (4)
Team			26.3		53.8	42	0	37	34.3	9.8	
<b>Coach</b>		HEWSON Gerry									
<b>Assistant Coach</b>		HEWISH Mark									

AUS Played		
PR	GBR	59-30
PR	BRA	66-30
PR	USA	42-61
PR	GER	56-64
QF	CAN	53-49
SF	USA	47-60

#### JPN - Japan

No.	Name	Pos	Age	Sport Class	Current Games Statistics						
					PPG	FG%	3FG%	FT%	RPG	APG	MPG (GP)
4	BETTO Yuka	F	37	3.0	3.0	45		0	2.0	1.2	13:40 (6)
5	MASHIKO Megumi	G	38	3.0	4.7	36	18	25	3.8	3.8	22:21 (6)
6	URAMOTO Miki	G	27	2.5	1.0	100		0			02:05 (2)
7	TANEDA Kimi	G	33	1.0	1.5	20		50	1.3	0.2	18:23 (6)
8	KOSUZUKI Tomomi	F	29	3.5	0.0						00:19 (1)
9	TAKABAYASHI Mika (C)	G	37	1.5	4.7	37	0	50	3.0	1.8	34:13 (6)
10	YOSHIDA Erika	F	31	1.0	1.5	33		50	1.8	0.8	23:24 (6)
11	KAWAKAMI Rie	F	37	1.0	0.0	0					05:07 (4)
12	TAKUBO Ikumi	F	25	4.0	15.5	45	100	60	9.2	2.3	38:37 (6)
13	SUGAHARA Naoko	C	40	4.5	0.4	25			1.0		03:17 (5)
14	SOEDA Tomoe	F	33	3.5	0.4	0	0	100	1.0	0.8	05:12 (5)
15	AMIMOTO Mari	F	19	4.5	19.2	37	17	54	6.8	2.7	38:04 (6)
Team			32.2		51.0	39	19	51	29.7	13.5	
<b>Coach</b>		IWASA Yoshiaki									
<b>Assistant Coach</b>		KIKUCHI Tetsuhiro									

JPN Played		
PR	CHN	49-46
PR	MEX	52-34
PR	CAN	55-52
PR	NED	65-49
QF	GBR	45-38
SF	GER	40-60

#### Legend:

3FG%	3 Field Goals %	APG	Assists per Game	C	Centre	F	Forward
FG%	Field Goals %	FT%	Free Throws %	G	Guard	GP	Games Played
MPG	Minutes Played per Game	Pos	Playing Position	PPG	Points per Game	PR	Preliminary Round
QF	Quarterfinal	RPG	Rebounds per Game	SF	Semifinal		



## PLAY BY PLAY

文字比分播报

AUS 31 vs 23 JPN

Attendance: 12000

Scoring by 5 min intervals:

	Q1		Q2	
AUS	7	17	25	31
JPN	5	10	16	23

### FIRST QUARTER

#### Quarter Starters:

**AUS** 9 TESCH L                      10 BURZYNSKI C                      11 GAUCI K                      12 CHAPLIN S                      13 STEWART S  
**JPN** 4 BETTO Y                      9 TAKABAYASHI M                      10 YOSHIDA E                      12 TAKUBO I                      15 AMIMOTO M

Game Time	AUS - Australia	Score	Lead	JPN - Japan
10:00	9 TESCH L Player IN <<-----			
10:00	10 BURZYNSKI C Player IN <<-----			
10:00	11 GAUCI K Player IN <<-----			
10:00	12 CHAPLIN S Player IN <<-----			
10:00	13 STEWART S Player IN <<-----			
10:00				4 BETTO Y Player IN <<-----
10:00				9 TAKABAYASHI M Player IN <<-----
10:00				10 YOSHIDA E Player IN <<-----
10:00				12 TAKUBO I Player IN <<-----
10:00				15 AMIMOTO M Player IN <<-----
10:00	9 TESCH L Tap off won			15 AMIMOTO M Tap off lost
09:42	13 STEWART S 2 Pts paint missed (2 Out)			
09:42	12 CHAPLIN S Offensive Rebound			
09:42	12 CHAPLIN S 2 Pts paint missed (2 Out)			
09:42				Defensive Rebound
09:26				15 AMIMOTO M 2 Pts paint missed (2 Out)
09:23	11 GAUCI K Defensive Rebound			
09:14	11 GAUCI K 2 Pts paint missed (2 Out)			
09:11	12 CHAPLIN S Offensive Rebound			
09:06	12 CHAPLIN S Turnover			
08:53				12 TAKUBO I 2-Pts missed (2 out)
08:52	11 GAUCI K Defensive Rebound			
08:40	13 STEWART S 2 Pts paint missed (2 Out)			
08:40	13 STEWART S Offensive Rebound			
08:40	13 STEWART S 2-Pts paint made (2 In)	2-0	+2	
08:40	13 STEWART S Foul On			
08:40				4 BETTO Y Personal foul
08:40	13 STEWART S Free Throw made (1 In)	3-0	+3	
08:19				9 TAKABAYASHI M 2 Pts paint missed (2 Out)
08:17	9 TESCH L Defensive Rebound			
07:55	11 GAUCI K 3-Pts missed (3 Out)			
07:52	13 STEWART S Offensive Rebound			
07:48	9 TESCH L Turnover			
07:33		3-2	+1	12 TAKUBO I 2-Pts made (2 In)



## PLAY BY PLAY

文字比分播报

AUS 31 vs 23 JPN

Attendance: 12000

Game Time	AUS - Australia	Score	Lead	JPN - Japan
07:04	9 TESCH L 2 Pts paint missed (2 Out)			
07:01	12 CHAPLIN S Offensive Rebound			
07:01	12 CHAPLIN S 2-Pts paint made (2 In)	5-2	+3	
06:30				9 TAKABAYASHI M 2 Pts paint missed (2 Out)
06:30				9 TAKABAYASHI M Offensive Rebound
06:30		5-4	+1	15 AMIMOTO M 2-Pts paint made (2 In)
06:30				9 TAKABAYASHI M Assist
06:30	10 BURZYNSKI C Personal foul			
06:30				15 AMIMOTO M Foul On
06:30		5-5	0	15 AMIMOTO M Free Throw made (1 In)
06:03	13 STEWART S 2-Pts missed (2 out)			
06:00				15 AMIMOTO M Defensive Rebound
05:42				15 AMIMOTO M 2-Pts missed (2 out)
05:38				9 TAKABAYASHI M Offensive Rebound
05:28				15 AMIMOTO M 2-Pts missed (2 out)
05:26	9 TESCH L Defensive Rebound			
05:10	12 CHAPLIN S 2-Pts made (2 In)	7-5	+2	
05:04	11 GAUCI K Assist			
04:58				4 BETTO Y 2 Pts paint missed (2 Out)
04:57	9 TESCH L Defensive Rebound			
04:47	9 TESCH L 2-Pts paint made (2 In)	9-5	+4	
04:45	12 CHAPLIN S Assist			
04:23				12 TAKUBO I 2-Pts missed (2 out)
04:22				9 TAKABAYASHI M Offensive Rebound
04:10				9 TAKABAYASHI M Turnover
04:00	9 TESCH L 2-Pts paint made (2 In)	11-5	+6	
03:42				12 TAKUBO I 2 Pts paint missed (2 Out)
03:39	13 STEWART S Defensive Rebound			
03:32	11 GAUCI K 2 Pts paint missed (2 Out)			
03:30				9 TAKABAYASHI M Defensive Rebound
03:27				15 AMIMOTO M Foul On
03:27	13 STEWART S Personal foul			
03:27		11-6	+5	15 AMIMOTO M Free Throw made (1 In)
03:27		11-7	+4	15 AMIMOTO M Free Throw made (1 In)
03:27	5 CRISPIN C Player IN <<----			
03:27	9 TESCH L Player OUT ---->>			
03:21	11 GAUCI K Turnover			
03:08				9 TAKABAYASHI M 2 Pts paint missed (2 Out)
03:07	5 CRISPIN C Defensive Rebound			
02:56	13 STEWART S 2 Pts paint missed (2 Out)			
02:56				Defensive Rebound
02:52	13 STEWART S Personal foul			



## PLAY BY PLAY

文字比分播报

AUS 31 vs 23 JPN

Attendance: 12000

Game Time	AUS - Australia	Score	Lead	JPN - Japan
02:52				12 TAKUBO I Foul On
02:52	4 DOMASCHENZ M Player IN <<----			
02:52	8 McKENZIE T Player IN <<----			
02:52	10 BURZYNSKI C Player OUT ---->>			
02:52	13 STEWART S Player OUT ---->>			
02:43				9 TAKABAYASHI M Offensive foul
02:43				9 TAKABAYASHI M Turnover
02:43	8 McKENZIE T Foul On			
02:43	8 McKENZIE T Steal			
02:20	5 CRISPIN C 2 Pts paint missed (2 Out)			
02:18				12 TAKUBO I Defensive Rebound
02:00		11-9	+2	12 TAKUBO I 2-Pts paint made (2 In)
02:00				15 AMIMOTO M Assist
01:45	5 CRISPIN C 2-Pts paint made (2 In)	13-9	+4	
01:45	12 CHAPLIN S Assist			
01:35				12 TAKUBO I Foul On
01:35	4 DOMASCHENZ M Personal foul			
01:35				7 TANEDA K Player IN <<----
01:35				10 YOSHIDA E Player OUT ---->>
01:35		13-10	+3	12 TAKUBO I Free Throw made (1 In)
01:35				12 TAKUBO I Free Throw missed (1 Out)
01:30	12 CHAPLIN S Defensive Rebound			
01:18	11 GAUCI K 2-Pts paint made (2 In)	15-10	+5	
00:57				4 BETTO Y 2 Pts paint missed (2 Out)
00:51				15 AMIMOTO M Offensive Rebound
00:50				9 TAKABAYASHI M 2-Pts missed (2 out)
00:50				Offensive Rebound
00:50	9 TESCH L Player IN <<----			
00:50	12 CHAPLIN S Player OUT ---->>			
00:42				12 TAKUBO I 2-Pts missed (2 out)
00:40	9 TESCH L Defensive Rebound			
00:29	5 CRISPIN C 2 Pts paint missed (2 Out)			
00:28				15 AMIMOTO M Defensive Rebound
00:19				12 TAKUBO I Offensive foul
00:19				12 TAKUBO I Turnover
00:19	9 TESCH L Foul On			
00:19	9 TESCH L Steal			
00:05	5 CRISPIN C 2-Pts paint made (2 In)	17-10	+7	

## SECOND QUARTER

### Quarter Starters:

AUS 5 CRISPIN C	11 GAUCI K	4 DOMASCHENZ M	8 McKENZIE T	9 TESCH L
JPN 4 BETTO Y	7 TANEDA K	9 TAKABAYASHI M	12 TAKUBO I	15 AMIMOTO M





## PLAY BY PLAY

文字比分播报

AUS 31 vs 23 JPN

Attendance: 12000

Game Time	AUS - Australia	Score	Lead	JPN - Japan
10:00				4 BETTO Y Player IN <<----
10:00				7 TANEDA K Player IN <<----
10:00				9 TAKABAYASHI M Player IN <<----
10:00				12 TAKUBO I Player IN <<----
10:00				15 AMIMOTO M Player IN <<----
10:00	5 CRISPIN C Player IN <<----			
10:00	11 GAUCI K Player IN <<----			
10:00	4 DOMASCHENZ M Player IN <<----			
10:00	8 MCKENZIE T Player IN <<----			
10:00	9 TESCH L Player IN <<----			
09:59				Tap off situation, throw-in
09:49				15 AMIMOTO M 2 Pts paint missed (2 Out)
09:47				12 TAKUBO I Offensive Rebound
09:47				12 TAKUBO I 2 Pts paint missed (2 Out)
09:46				12 TAKUBO I Offensive Rebound
09:46		17-12	+5	12 TAKUBO I 2-Pts paint made (2 In)
09:46				12 TAKUBO I Foul On
09:46	5 CRISPIN C Personal foul			
09:46		17-13	+4	12 TAKUBO I Free Throw made (1 In)
09:25	11 GAUCI K 2-Pts missed (2 out)			
09:23				4 BETTO Y Defensive Rebound
09:02	9 TESCH L Steal			
09:02				15 AMIMOTO M Turnover
08:57	8 MCKENZIE T 2 Pts paint missed (2 Out)			
08:56	9 TESCH L Offensive Rebound			
08:56	9 TESCH L 2-Pts paint made (2 In)	19-13	+6	
08:46	13 STEWART S Player IN <<----			
08:46	10 BURZYNSKI C Player IN <<----			
08:46	8 MCKENZIE T Player OUT ---->>			
08:46	4 DOMASCHENZ M Player OUT ---->>			
08:26				9 TAKABAYASHI M 2-Pts missed (2 out)
08:24	11 GAUCI K Defensive Rebound			
08:20	11 GAUCI K Offensive foul			
08:20	11 GAUCI K Turnover			
08:20				15 AMIMOTO M Foul On
08:20				15 AMIMOTO M Steal
08:06				12 TAKUBO I 2 Pts paint missed (2 Out)
08:00				4 BETTO Y Offensive Rebound
08:00				4 BETTO Y 2 Pts paint missed (2 Out)
07:58	9 TESCH L Defensive Rebound			
07:49				15 AMIMOTO M Steal
07:49	11 GAUCI K Turnover			



## PLAY BY PLAY

文字比分播报

AUS 31 vs 23 JPN

Attendance: 12000

Game Time	AUS - Australia	Score	Lead	JPN - Japan
07:45	10 BURZYNSKI C Personal foul			
07:45				4 BETTO Y Foul On
07:45	12 CHAPLIN S Player IN <<----			
07:45	7 HALL M Player IN <<----			
07:45	11 GAUCI K Player OUT ---->>			
07:45	5 CRISPIN C Player OUT ---->>			
07:45				4 BETTO Y Free Throw missed (1 Out)
07:45		19-14	+5	4 BETTO Y Free Throw made (1 In)
07:23	9 TESCH L 2-Pts paint made (2 In)	21-14	+7	
07:21	13 STEWART S Assist			
06:56				15 AMIMOTO M 2-Pts missed (2 out)
06:53	13 STEWART S Defensive Rebound			
06:39	9 TESCH L 2-Pts paint made (2 In)	23-14	+9	
06:16				12 TAKUBO I 2-Pts missed (2 out)
06:15	9 TESCH L Defensive Rebound			
06:07	9 TESCH L 2-Pts paint made (2 In)	25-14	+11	
06:07				Time out
06:07				11 KAWAKAMI R Player IN <<----
06:07				14 SOEDA T Player IN <<----
06:07				4 BETTO Y Player OUT ---->>
06:07				9 TAKABAYASHI M Player OUT ---->>
05:42				12 TAKUBO I 2-Pts missed (2 out)
05:40	9 TESCH L Defensive Rebound			
05:29	12 CHAPLIN S Turnover			
05:08		25-16	+9	15 AMIMOTO M 2-Pts made (2 In)
05:05				14 SOEDA T Assist
04:55	12 CHAPLIN S Offensive foul			
04:55	12 CHAPLIN S Turnover			
04:55				7 TANEDA K Foul On
04:55				7 TANEDA K Steal
04:55				Turnover
04:55				7 TANEDA K Steal
04:55	12 CHAPLIN S Turnover			
03:48				12 TAKUBO I 2 Pts paint missed (2 Out)
03:44				12 TAKUBO I Offensive Rebound
03:44		25-18	+7	12 TAKUBO I 2-Pts paint made (2 In)
03:19	10 BURZYNSKI C 2-Pts paint made (2 In)	27-18	+9	
02:58				7 TANEDA K 2 Pts paint missed (2 Out)
02:56	10 BURZYNSKI C Defensive Rebound			
02:42	9 TESCH L 2 Pts paint missed (2 Out)			
02:39				7 TANEDA K Defensive Rebound
02:33		27-20	+7	12 TAKUBO I 2-Pts made (2 In)



## PLAY BY PLAY

文字比分播报

AUS 31 vs 23 JPN

Attendance: 12000

Game Time	AUS - Australia	Score	Lead	JPN - Japan
02:30	5 CRISPIN C Player IN <<----			
02:30	11 GAUCI K Player IN <<----			
02:30	7 HALL M Player OUT ---->>			
02:30	12 CHAPLIN S Player OUT ---->>			
02:21				7 TANEDA K Personal foul
02:21	13 STEWART S Foul On			
02:11	11 GAUCI K 2 Pts paint missed (2 Out)			
02:11				12 TAKUBO I Defensive Rebound
01:47				12 TAKUBO I 2-Pts missed (2 out)
01:45				12 TAKUBO I Offensive Rebound
01:35	9 TESCH L Steal			
01:35				14 SOEDA T Turnover
01:25	9 TESCH L Turnover			
01:25				9 TAKABAYASHI M Player IN <<----
01:25				5 MASHIKO M Player IN <<----
01:25				11 KAWAKAMI R Player OUT ---->>
01:25				14 SOEDA T Player OUT ---->>
00:59				5 MASHIKO M 2-Pts missed (2 out)
00:57	9 TESCH L Defensive Rebound			
00:46	9 TESCH L 2-Pts paint made (2 In)	29-20	+9	
00:34		29-22	+7	15 AMIMOTO M 2-Pts paint made (2 In)
00:34				15 AMIMOTO M Foul On
00:34	9 TESCH L Personal foul			
00:34		29-23	+6	15 AMIMOTO M Free Throw made (1 In)
00:18	13 STEWART S 2-Pts paint made (2 In)	31-23	+8	
00:15	9 TESCH L Assist			



## PLAY BY PLAY

文字比分播报

AUS 53 vs 47 JPN

Attendance: 12000

Scoring by 5 min intervals:		Q1		Q2		Q3		Q4	
AUS		7	17	25	31	37	43	45	53
JPN		5	10	16	23	26	36	42	47

### FIRST QUARTER

#### Quarter Starters:

**AUS** 9 TESCH L                      10 BURZYNSKI C                      11 GAUCI K                      12 CHAPLIN S                      13 STEWART S  
**JPN** 4 BETTO Y                      9 TAKABAYASHI M                      10 YOSHIDA E                      12 TAKUBO I                      15 AMIMOTO M

Game Time	AUS - Australia	Score	Lead	JPN - Japan
10:00	9 TESCH L Player IN <<<<<<			
10:00	10 BURZYNSKI C Player IN <<<<<<			
10:00	11 GAUCI K Player IN <<<<<<			
10:00	12 CHAPLIN S Player IN <<<<<<			
10:00	13 STEWART S Player IN <<<<<<			
10:00				4 BETTO Y Player IN <<<<<<
10:00				9 TAKABAYASHI M Player IN <<<<<<
10:00				10 YOSHIDA E Player IN <<<<<<
10:00				12 TAKUBO I Player IN <<<<<<
10:00				15 AMIMOTO M Player IN <<<<<<
10:00	9 TESCH L Tap off won			15 AMIMOTO M Tap off lost
09:42	13 STEWART S 2 Pts paint missed (2 Out)			
09:42	12 CHAPLIN S Offensive Rebound			
09:42	12 CHAPLIN S 2 Pts paint missed (2 Out)			
09:42				Defensive Rebound
09:26				15 AMIMOTO M 2 Pts paint missed (2 Out)
09:23	11 GAUCI K Defensive Rebound			
09:14	11 GAUCI K 2 Pts paint missed (2 Out)			
09:11	12 CHAPLIN S Offensive Rebound			
09:06	12 CHAPLIN S Turnover			
08:53				12 TAKUBO I 2-Pts missed (2 out)
08:52	11 GAUCI K Defensive Rebound			
08:40	13 STEWART S 2 Pts paint missed (2 Out)			
08:40	13 STEWART S Offensive Rebound			
08:40	13 STEWART S 2-Pts paint made (2 In)	2-0	+2	
08:40	13 STEWART S Foul On			
08:40				4 BETTO Y Personal foul
08:40	13 STEWART S Free Throw made (1 In)	3-0	+3	
08:19				9 TAKABAYASHI M 2 Pts paint missed (2 Out)
08:17	9 TESCH L Defensive Rebound			
07:55	11 GAUCI K 3-Pts missed (3 Out)			
07:52	13 STEWART S Offensive Rebound			
07:48	9 TESCH L Turnover			
07:33		3-2	+1	12 TAKUBO I 2-Pts made (2 In)



## PLAY BY PLAY

文字比分播报

AUS 53 vs 47 JPN

Attendance: 12000

Game Time	AUS - Australia	Score	Lead	JPN - Japan
07:04	9 TESCH L 2 Pts paint missed (2 Out)			
07:01	12 CHAPLIN S Offensive Rebound			
07:01	12 CHAPLIN S 2-Pts paint made (2 In)	5-2	+3	
06:30				9 TAKABAYASHI M 2 Pts paint missed (2 Out)
06:30				9 TAKABAYASHI M Offensive Rebound
06:30		5-4	+1	15 AMIMOTO M 2-Pts paint made (2 In)
06:30				9 TAKABAYASHI M Assist
06:30	10 BURZYNSKI C Personal foul			
06:30				15 AMIMOTO M Foul On
06:30		5-5	0	15 AMIMOTO M Free Throw made (1 In)
06:03	13 STEWART S 2-Pts missed (2 out)			
06:00				15 AMIMOTO M Defensive Rebound
05:42				15 AMIMOTO M 2-Pts missed (2 out)
05:38				9 TAKABAYASHI M Offensive Rebound
05:28				15 AMIMOTO M 2-Pts missed (2 out)
05:26	9 TESCH L Defensive Rebound			
05:10	12 CHAPLIN S 2-Pts made (2 In)	7-5	+2	
05:04	11 GAUCI K Assist			
04:58				4 BETTO Y 2 Pts paint missed (2 Out)
04:57	9 TESCH L Defensive Rebound			
04:47	9 TESCH L 2-Pts paint made (2 In)	9-5	+4	
04:45	12 CHAPLIN S Assist			
04:23				12 TAKUBO I 2-Pts missed (2 out)
04:22				9 TAKABAYASHI M Offensive Rebound
04:10				9 TAKABAYASHI M Turnover
04:00	9 TESCH L 2-Pts paint made (2 In)	11-5	+6	
03:42				12 TAKUBO I 2 Pts paint missed (2 Out)
03:39	13 STEWART S Defensive Rebound			
03:32	11 GAUCI K 2 Pts paint missed (2 Out)			
03:30				9 TAKABAYASHI M Defensive Rebound
03:27				15 AMIMOTO M Foul On
03:27	13 STEWART S Personal foul			
03:27		11-6	+5	15 AMIMOTO M Free Throw made (1 In)
03:27		11-7	+4	15 AMIMOTO M Free Throw made (1 In)
03:27	5 CRISPIN C Player IN <<----			
03:27	9 TESCH L Player OUT ---->>			
03:21	11 GAUCI K Turnover			
03:08				9 TAKABAYASHI M 2 Pts paint missed (2 Out)
03:07	5 CRISPIN C Defensive Rebound			
02:56	13 STEWART S 2 Pts paint missed (2 Out)			
02:56				Defensive Rebound
02:52	13 STEWART S Personal foul			



## PLAY BY PLAY

文字比分播报

AUS 53 vs 47 JPN

Attendance: 12000

Game Time	AUS - Australia	Score	Lead	JPN - Japan
02:52				12 TAKUBO I Foul On
02:52	4 DOMASCHENZ M Player IN <<----			
02:52	8 McKENZIE T Player IN <<----			
02:52	10 BURZYNSKI C Player OUT ---->>			
02:52	13 STEWART S Player OUT ---->>			
02:43				9 TAKABAYASHI M Offensive foul
02:43				9 TAKABAYASHI M Turnover
02:43	8 McKENZIE T Foul On			
02:43	8 McKENZIE T Steal			
02:20	5 CRISPIN C 2 Pts paint missed (2 Out)			
02:18				12 TAKUBO I Defensive Rebound
02:00		11-9	+2	12 TAKUBO I 2-Pts paint made (2 In)
02:00				15 AMIMOTO M Assist
01:45	5 CRISPIN C 2-Pts paint made (2 In)	13-9	+4	
01:45	12 CHAPLIN S Assist			
01:35				12 TAKUBO I Foul On
01:35	4 DOMASCHENZ M Personal foul			
01:35				7 TANEDA K Player IN <<----
01:35				10 YOSHIDA E Player OUT ---->>
01:35		13-10	+3	12 TAKUBO I Free Throw made (1 In)
01:35				12 TAKUBO I Free Throw missed (1 Out)
01:30	12 CHAPLIN S Defensive Rebound			
01:18	11 GAUCI K 2-Pts paint made (2 In)	15-10	+5	
00:57				4 BETTO Y 2 Pts paint missed (2 Out)
00:51				15 AMIMOTO M Offensive Rebound
00:50				9 TAKABAYASHI M 2-Pts missed (2 out)
00:50				Offensive Rebound
00:50	9 TESCH L Player IN <<----			
00:50	12 CHAPLIN S Player OUT ---->>			
00:42				12 TAKUBO I 2-Pts missed (2 out)
00:40	9 TESCH L Defensive Rebound			
00:29	5 CRISPIN C 2 Pts paint missed (2 Out)			
00:28				15 AMIMOTO M Defensive Rebound
00:19				12 TAKUBO I Offensive foul
00:19				12 TAKUBO I Turnover
00:19	9 TESCH L Foul On			
00:19	9 TESCH L Steal			
00:05	5 CRISPIN C 2-Pts paint made (2 In)	17-10	+7	

## SECOND QUARTER

### Quarter Starters:

AUS 5 CRISPIN C	11 GAUCI K	4 DOMASCHENZ M	8 McKENZIE T	9 TESCH L
JPN 4 BETTO Y	7 TANEDA K	9 TAKABAYASHI M	12 TAKUBO I	15 AMIMOTO M



## PLAY BY PLAY

文字比分播报

AUS 53 vs 47 JPN

Attendance: 12000

Game Time	AUS - Australia	Score	Lead	JPN - Japan
10:00				4 BETTO Y Player IN <<----
10:00				7 TANEDA K Player IN <<----
10:00				9 TAKABAYASHI M Player IN <<----
10:00				12 TAKUBO I Player IN <<----
10:00				15 AMIMOTO M Player IN <<----
10:00	5 CRISPIN C Player IN <<----			
10:00	11 GAUCI K Player IN <<----			
10:00	4 DOMASCHENZ M Player IN <<----			
10:00	8 MCKENZIE T Player IN <<----			
10:00	9 TESCH L Player IN <<----			
09:59				Tap off situation, throw-in
09:49				15 AMIMOTO M 2 Pts paint missed (2 Out)
09:47				12 TAKUBO I Offensive Rebound
09:47				12 TAKUBO I 2 Pts paint missed (2 Out)
09:46				12 TAKUBO I Offensive Rebound
09:46		17-12	+5	12 TAKUBO I 2-Pts paint made (2 In)
09:46				12 TAKUBO I Foul On
09:46	5 CRISPIN C Personal foul			
09:46		17-13	+4	12 TAKUBO I Free Throw made (1 In)
09:25	11 GAUCI K 2-Pts missed (2 out)			
09:23				4 BETTO Y Defensive Rebound
09:02	9 TESCH L Steal			
09:02				15 AMIMOTO M Turnover
08:57	8 MCKENZIE T 2 Pts paint missed (2 Out)			
08:56	9 TESCH L Offensive Rebound			
08:56	9 TESCH L 2-Pts paint made (2 In)	19-13	+6	
08:46	13 STEWART S Player IN <<----			
08:46	10 BURZYNSKI C Player IN <<----			
08:46	8 MCKENZIE T Player OUT ---->>			
08:46	4 DOMASCHENZ M Player OUT ---->>			
08:26				9 TAKABAYASHI M 2-Pts missed (2 out)
08:24	11 GAUCI K Defensive Rebound			
08:20	11 GAUCI K Offensive foul			
08:20	11 GAUCI K Turnover			
08:20				15 AMIMOTO M Foul On
08:20				15 AMIMOTO M Steal
08:06				12 TAKUBO I 2 Pts paint missed (2 Out)
08:00				4 BETTO Y Offensive Rebound
08:00				4 BETTO Y 2 Pts paint missed (2 Out)
07:58	9 TESCH L Defensive Rebound			
07:49				15 AMIMOTO M Steal
07:49	11 GAUCI K Turnover			



## PLAY BY PLAY

文字比分播报

AUS 53 vs 47 JPN

Attendance: 12000

Game Time	AUS - Australia	Score	Lead	JPN - Japan
07:45	10 BURZYNSKI C Personal foul			
07:45				4 BETTO Y Foul On
07:45	12 CHAPLIN S Player IN <<----			
07:45	7 HALL M Player IN <<----			
07:45	11 GAUCI K Player OUT ---->>			
07:45	5 CRISPIN C Player OUT ---->>			
07:45				4 BETTO Y Free Throw missed (1 Out)
07:45		19-14	+5	4 BETTO Y Free Throw made (1 In)
07:23	9 TESCH L 2-Pts paint made (2 In)	21-14	+7	
07:21	13 STEWART S Assist			
06:56				15 AMIMOTO M 2-Pts missed (2 out)
06:53	13 STEWART S Defensive Rebound			
06:39	9 TESCH L 2-Pts paint made (2 In)	23-14	+9	
06:16				12 TAKUBO I 2-Pts missed (2 out)
06:15	9 TESCH L Defensive Rebound			
06:07	9 TESCH L 2-Pts paint made (2 In)	25-14	+11	
06:07				Time out
06:07				11 KAWAKAMI R Player IN <<----
06:07				14 SOEDA T Player IN <<----
06:07				4 BETTO Y Player OUT ---->>
06:07				9 TAKABAYASHI M Player OUT ---->>
05:42				12 TAKUBO I 2-Pts missed (2 out)
05:40	9 TESCH L Defensive Rebound			
05:29	12 CHAPLIN S Turnover			
05:08		25-16	+9	15 AMIMOTO M 2-Pts made (2 In)
05:05				14 SOEDA T Assist
04:55	12 CHAPLIN S Offensive foul			
04:55	12 CHAPLIN S Turnover			
04:55				7 TANEDA K Foul On
04:55				7 TANEDA K Steal
04:55				Turnover
04:55				7 TANEDA K Steal
04:55	12 CHAPLIN S Turnover			
03:48				12 TAKUBO I 2 Pts paint missed (2 Out)
03:44				12 TAKUBO I Offensive Rebound
03:44		25-18	+7	12 TAKUBO I 2-Pts paint made (2 In)
03:19	10 BURZYNSKI C 2-Pts paint made (2 In)	27-18	+9	
02:58				7 TANEDA K 2 Pts paint missed (2 Out)
02:56	10 BURZYNSKI C Defensive Rebound			
02:42	9 TESCH L 2 Pts paint missed (2 Out)			
02:39				7 TANEDA K Defensive Rebound
02:33		27-20	+7	12 TAKUBO I 2-Pts made (2 In)





## PLAY BY PLAY

文字比分播报

AUS 53 vs 47 JPN

Attendance: 12000

Game Time	AUS - Australia	Score	Lead	JPN - Japan
02:30	5 CRISPIN C Player IN <<----			
02:30	11 GAUCI K Player IN <<----			
02:30	7 HALL M Player OUT ---->>			
02:30	12 CHAPLIN S Player OUT ---->>			
02:21				7 TANEDA K Personal foul
02:21	13 STEWART S Foul On			
02:11	11 GAUCI K 2 Pts paint missed (2 Out)			
02:11				12 TAKUBO I Defensive Rebound
01:47				12 TAKUBO I 2-Pts missed (2 out)
01:45				12 TAKUBO I Offensive Rebound
01:35	9 TESCH L Steal			
01:35				14 SOEDA T Turnover
01:25	9 TESCH L Turnover			
01:25				9 TAKABAYASHI M Player IN <<----
01:25				5 MASHIKO M Player IN <<----
01:25				11 KAWAKAMI R Player OUT ---->>
01:25				14 SOEDA T Player OUT ---->>
00:59				5 MASHIKO M 2-Pts missed (2 out)
00:57	9 TESCH L Defensive Rebound			
00:46	9 TESCH L 2-Pts paint made (2 In)	29-20	+9	
00:34		29-22	+7	15 AMIMOTO M 2-Pts paint made (2 In)
00:34				15 AMIMOTO M Foul On
00:34	9 TESCH L Personal foul			
00:34		29-23	+6	15 AMIMOTO M Free Throw made (1 In)
00:18	13 STEWART S 2-Pts paint made (2 In)	31-23	+8	
00:15	9 TESCH L Assist			

## THIRD QUARTER

### Quarter Starters:

AUS 11 GAUCI K                      9 TESCH L                      12 CHAPLIN S                      13 STEWART S                      10 BURZYNSKI C  
JPN 15 AMIMOTO M                      9 TAKABAYASHI M                      12 TAKUBO I                      4 BETTO Y                      10 YOSHIDA E

Game Time	AUS - Australia	Score	Lead	JPN - Japan
10:00				15 AMIMOTO M Player IN <<----
10:00				9 TAKABAYASHI M Player IN <<----
10:00				12 TAKUBO I Player IN <<----
10:00				4 BETTO Y Player IN <<----
10:00				10 YOSHIDA E Player IN <<----
10:00	11 GAUCI K Player IN <<----			
10:00	9 TESCH L Player IN <<----			
10:00	12 CHAPLIN S Player IN <<----			
10:00	13 STEWART S Player IN <<----			
10:00	10 BURZYNSKI C Player IN <<----			



## PLAY BY PLAY

文字比分播报

AUS 53 vs 47 JPN

Attendance: 12000

Game Time	AUS - Australia	Score	Lead	JPN - Japan
09:59	Tap off situation, throw-in			
09:43	13 STEWART S 2-Pts paint made (2 In)	33-23	+10	
09:10				10 YOSHIDA E 2 Pts paint missed (2 Out)
09:08	10 BURZYNSKI C Defensive Rebound			
08:57	12 CHAPLIN S 2-Pts paint made (2 In)	35-23	+12	
08:56	11 GAUCI K Assist			
08:43				12 TAKUBO I 2-Pts missed (2 out)
08:40	11 GAUCI K Defensive Rebound			
08:38	11 GAUCI K Turnover			
08:38				4 BETTO Y Steal
08:38				5 MASHIKO M Player IN <<----
08:38				7 TANEDA K Player IN <<----
08:38				4 BETTO Y Player OUT ---->>
08:38				10 YOSHIDA E Player OUT ---->>
08:28				12 TAKUBO I 2-Pts missed (2 out)
08:24	13 STEWART S Defensive Rebound			
08:13	13 STEWART S Turnover			
07:43		35-26	+9	5 MASHIKO M 3-Pts made (3 In)
07:41				12 TAKUBO I Assist
07:16	11 GAUCI K 2-Pts made (2 In)	37-26	+11	
07:11	10 BURZYNSKI C Assist			
06:57				12 TAKUBO I 2 Pts paint missed (2 Out)
06:54	13 STEWART S Defensive Rebound			
06:50	9 TESCH L Foul On			
06:50				7 TANEDA K Personal foul
06:50	9 TESCH L Free Throw missed (1 Out)			
06:49	9 TESCH L Free Throw missed (1 Out)			
06:48				12 TAKUBO I Defensive Rebound
06:36				7 TANEDA K Turnover
06:36	10 BURZYNSKI C Steal			
06:26	12 CHAPLIN S 2 Pts paint missed (2 Out)			
06:25				7 TANEDA K Defensive Rebound
06:18				12 TAKUBO I Turnover
06:12	12 CHAPLIN S Turnover			
05:52				9 TAKABAYASHI M 2 Pts paint missed (2 Out)
05:50	9 TESCH L Defensive Rebound			
05:28	12 CHAPLIN S 2 Pts paint missed (2 Out)			
05:27				12 TAKUBO I Defensive Rebound
05:06				12 TAKUBO I 2-Pts missed (2 out)
05:03	13 STEWART S Defensive Rebound			
04:53				9 TAKABAYASHI M Personal foul
04:53	12 CHAPLIN S Foul On			



## PLAY BY PLAY

文字比分播报

AUS 53 vs 47 JPN

Attendance: 12000

Game Time	AUS - Australia	Score	Lead	JPN - Japan
04:53	5 CRISPIN C Player IN <<----			
04:53	8 McKENZIE T Player IN <<----			
04:53	9 TESCH L Player OUT ---->>			
04:53	13 STEWART S Player OUT ---->>			
04:26	5 CRISPIN C 2-Pts missed (2 out)			
04:24	8 McKENZIE T Offensive Rebound			
04:21	5 CRISPIN C 2-Pts paint made (2 In)	39-26	+13	
04:19	10 BURZYNSKI C Assist			
04:05		39-28	+11	15 AMIMOTO M 2-Pts paint made (2 In)
03:55	8 McKENZIE T Turnover			
03:55	14 HILL K Player IN <<----			
03:55	8 McKENZIE T Player OUT ---->>			
03:38		39-30	+9	9 TAKABAYASHI M 2-Pts paint made (2 In)
03:36				15 AMIMOTO M Assist
03:16	11 GAUCI K 2-Pts made (2 In)	41-30	+11	
03:14	5 CRISPIN C Assist			
02:59				15 AMIMOTO M 2 Pts paint missed (2 Out)
02:57	12 CHAPLIN S Defensive Rebound			
02:57	5 CRISPIN C Personal foul			
02:57				11 KAWAKAMI R Player IN <<----
02:57				14 SOEDA T Player IN <<----
02:57				9 TAKABAYASHI M Player OUT ---->>
02:57				5 MASHIKO M Player OUT ---->>
02:57	12 CHAPLIN S Player OUT ---->>			
02:57	6 KEAN B Player IN <<----			
02:52				12 TAKUBO I Foul On
02:52				12 TAKUBO I Foul On
02:52	5 CRISPIN C Personal foul			
02:52				12 TAKUBO I Free Throw missed (1 Out)
02:48				12 TAKUBO I Free Throw missed (1 Out)
02:44	5 CRISPIN C Defensive Rebound			
02:40				14 SOEDA T Personal foul
02:40	5 CRISPIN C Foul On			
02:32	6 KEAN B 2 Pts paint missed (2 Out)			
02:32				Defensive Rebound
02:16				11 KAWAKAMI R Turnover
02:16	11 GAUCI K Steal			
02:16	6 KEAN B Turnover			
01:45		41-33	+8	14 SOEDA T 3-Pts made (3 In)
01:40				15 AMIMOTO M Personal foul
01:40	11 GAUCI K Foul On			
01:40	12 CHAPLIN S Player IN <<----			



## PLAY BY PLAY

文字比分播报

AUS 53 vs 47 JPN

Attendance: 12000

Game Time	AUS - Australia	Score	Lead	JPN - Japan
01:40	13 STEWART S Player IN <<----			
01:40	6 KEAN B Player OUT ---->>			
01:40	14 HILL K Player OUT ---->>			
01:28	5 CRISPIN C 2 Pts paint missed (2 Out)			
01:28	Offensive Rebound			
01:23	5 CRISPIN C 2-Pts missed (2 out)			
01:22				12 TAKUBO I Defensive Rebound
01:01	13 STEWART S Personal foul			
01:01				15 AMIMOTO M Foul On
01:01				15 AMIMOTO M Free Throw missed (1 Out)
01:01		41-34	+7	15 AMIMOTO M Free Throw made (1 In)
01:01	14 HILL K Player IN <<----			
01:01	13 STEWART S Player OUT ---->>			
00:47	5 CRISPIN C 2-Pts paint made (2 In)	43-34	+9	
00:46	12 CHAPLIN S Assist			
00:22		43-36	+7	14 SOEDA T 2-Pts made (2 In)
00:06	14 HILL K 2 Pts paint missed (2 Out)			
00:03	5 CRISPIN C Offensive Rebound			
00:03	5 CRISPIN C 2 Pts paint missed (2 Out)			
00:00				12 TAKUBO I Defensive Rebound

## FOURTH QUARTER

### Quarter Starters:

AUS

JPN

Game Time	AUS - Australia	Score	Lead	JPN - Japan
10:00				7 TANEDA K Player IN <<----
10:00				12 TAKUBO I Player IN <<----
10:00				14 SOEDA T Player IN <<----
10:00				15 AMIMOTO M Player IN <<----
10:00				11 KAWAKAMI R Player IN <<----
10:00	11 GAUCI K Player IN <<----			
10:00	10 BURZYNSKI C Player IN <<----			
10:00	9 TESCH L Player IN <<----			
10:00	14 HILL K Player IN <<----			
10:00	12 CHAPLIN S Player IN <<----			
10:00				Tap off situation, throw-in
09:44		43-38	+5	15 AMIMOTO M 2-Pts paint made (2 In)
09:21	14 HILL K 2 Pts paint missed (2 Out)			
09:19	14 HILL K Offensive Rebound			
09:16	9 TESCH L 2-Pts paint made (2 In)	45-38	+7	
09:14	12 CHAPLIN S Assist			



## PLAY BY PLAY

文字比分播报

AUS 53 vs 47 JPN

Attendance: 12000

Game Time	AUS - Australia	Score	Lead	JPN - Japan
09:04				12 TAKUBO I Foul On
09:04	14 HILL K Personal foul			
08:53		45-40	+5	12 TAKUBO I 2-Pts paint made (2 In)
08:51				14 SOEDA T Assist
08:48				15 AMIMOTO M Personal foul
08:48	11 GAUCI K Foul On			
08:45				7 TANEDA K Personal foul
08:45	12 CHAPLIN S Foul On			
08:34	12 CHAPLIN S Turnover			
08:07				15 AMIMOTO M 2-Pts missed (2 out)
08:04	9 TESCH L Defensive Rebound			
07:55	11 GAUCI K Turnover			
07:55	13 STEWART S Player IN <<----			
07:55	14 HILL K Player OUT ---->>			
07:27				7 TANEDA K 2 Pts paint missed (2 Out)
07:19	9 TESCH L Defensive Rebound			
07:09	9 TESCH L 2-Pts missed (2 out)			
07:06				15 AMIMOTO M Defensive Rebound
07:06				12 TAKUBO I Foul On
07:06	12 CHAPLIN S Personal foul			
07:06	Time out			
06:53				15 AMIMOTO M 2-Pts missed (2 out)
06:49	12 CHAPLIN S Defensive Rebound			
06:43	Tap off situation, throw-in			
06:28	11 GAUCI K 2-Pts missed (2 out)			
06:26	12 CHAPLIN S Offensive Rebound			
06:24	12 CHAPLIN S 2-Pts missed (2 out)			
06:22				15 AMIMOTO M Defensive Rebound
05:58				12 TAKUBO I 2 Pts paint missed (2 Out)
05:55	10 BURZYNSKI C Defensive Rebound			
05:48	11 GAUCI K Foul On			
05:48				14 SOEDA T Personal foul
05:48				5 MASHIKO M Player IN <<----
05:48				9 TAKABAYASHI M Player IN <<----
05:48				7 TANEDA K Player OUT ---->>
05:48				14 SOEDA T Player OUT ---->>
05:48	5 CRISPIN C Player IN <<----			
05:48	9 TESCH L Player OUT ---->>			
05:48	11 GAUCI K Free Throw missed (1 Out)			
05:47	11 GAUCI K Free Throw missed (1 Out)			
05:44				12 TAKUBO I Defensive Rebound
05:34		45-42	+3	5 MASHIKO M 2-Pts paint made (2 In)



## PLAY BY PLAY

文字比分播报

AUS 53 vs 47 JPN

Attendance: 12000

Game Time	AUS - Australia	Score	Lead	JPN - Japan
05:30				15 AMIMOTO M Assist
05:26	11 GAUCI K Offensive foul			
05:26	11 GAUCI K Turnover			
05:26				11 KAWAKAMI R Foul On
05:26				11 KAWAKAMI R Steal
05:26	9 TESCH L Player IN <<----			
05:26	12 CHAPLIN S Player OUT ---->>			
05:08				15 AMIMOTO M 2-Pts missed (2 out)
05:05				12 TAKUBO I Offensive Rebound
04:57				9 TAKABAYASHI M 2-Pts missed (2 out)
04:54	9 TESCH L Defensive Rebound			
04:38	9 TESCH L Turnover			
04:38				9 TAKABAYASHI M Steal
04:27				15 AMIMOTO M Foul On
04:27	11 GAUCI K Personal foul			
04:27		45-43	+2	15 AMIMOTO M Free Throw made (1 In)
04:27				15 AMIMOTO M Free Throw missed (1 Out)
04:25	11 GAUCI K Defensive Rebound			
04:13	11 GAUCI K Turnover			
04:13				15 AMIMOTO M Steal
04:02				15 AMIMOTO M 2 Pts paint missed (2 Out)
03:57	5 CRISPIN C Defensive Rebound			
03:44	5 CRISPIN C 2 Pts paint missed (2 Out)			
03:41				15 AMIMOTO M Defensive Rebound
03:20				15 AMIMOTO M 2-Pts missed (2 out)
03:17	9 TESCH L Defensive Rebound			
02:57	13 STEWART S 2-Pts paint made (2 In)	47-43	+4	
02:55	11 GAUCI K Assist			
02:35				5 MASHIKO M 3-Pts missed (3 Out)
02:32	11 GAUCI K Defensive Rebound			
02:21	12 CHAPLIN S Player IN <<----			
02:21	9 TESCH L Player OUT ---->>			
02:12	11 GAUCI K 3-Pts made (3 In)	50-43	+7	
01:47				12 TAKUBO I 2-Pts missed (2 out)
01:47				15 AMIMOTO M Offensive Rebound
01:47		50-45	+5	15 AMIMOTO M 2-Pts paint made (2 In)
01:36				11 KAWAKAMI R Steal
01:36	11 GAUCI K Turnover			
01:31				15 AMIMOTO M 2-Pts missed (2 out)
01:28	13 STEWART S Defensive Rebound			
01:18	5 CRISPIN C 2-Pts paint made (2 In)	52-45	+7	
01:18	11 GAUCI K Assist			



## PLAY BY PLAY

文字比分播报

AUS 53 vs 47 JPN

Attendance: 12000

Game Time	AUS - Australia	Score	Lead	JPN - Japan
01:18				Time out
01:07				15 AMIMOTO M 2-Pts missed (2 out)
01:04	13 STEWART S Defensive Rebound			
00:42				11 KAWAKAMI R Steal
00:42	13 STEWART S Turnover			
00:31				5 MASHIKO M Turnover
00:25				12 TAKUBO I Personal foul
00:25	12 CHAPLIN S Foul On			
00:22	13 STEWART S Foul On			
00:22				5 MASHIKO M Personal foul
00:22	13 STEWART S Free Throw missed (1 Out)			
00:22	13 STEWART S Free Throw missed (1 Out)			
00:18				5 MASHIKO M Defensive Rebound
00:15	10 BURZYNSKI C Personal foul			
00:15				9 TAKABAYASHI M Foul On
00:15		52-46	+6	9 TAKABAYASHI M Free Throw made (1 In)
00:15		52-47	+5	9 TAKABAYASHI M Free Throw made (1 In)
00:15	Time out			
00:08				9 TAKABAYASHI M Personal foul
00:08	11 GAUCI K Foul On			
00:08	15 O'KELLY-KENNEDY K Player IN <<----			
00:08	5 CRISPIN C Player OUT ---->>			
00:08	11 GAUCI K Free Throw made (1 In)	53-47	+6	
00:08	11 GAUCI K Free Throw missed (1 Out)			
00:01				15 AMIMOTO M Defensive Rebound
00:00				9 TAKABAYASHI M 3-Pts missed (3 Out)

## RESULTS

比赛成绩

### AUS 31 vs 23 JPN

Attendance: 12000

Referee: MARQUES Rui David (BRA)

Commissioner: REHLING Detlef Klaus (GER)

Umpires: ROJA Cristian (ITA); QUINTANA Matias (ARG)

Classifier: LACHANCE Anne (CAN)

		Q1		Q2	
Scoring by 5 min intervals:	AUS	7	17	25	31
	JPN	5	10	16	23

#### AUS - AUSTRALIA

No.	Name	Sport Class	MIN	Field Goals		2 Points		3 Points		Free Throws		Rebounds			AS	TO	ST	BS	PF	FO	PTS
				M/A	%	M/A	%	M/A	%	M/A	%	OR	DR	TOT							
*9	TESCH Liesl (C)	4.0	17:23	7/9	78	7/9	78					1	8	9	1	2	3		1	1	14
*10	BURZYNSKI Clare	1.0	15:54	1/1	100	1/1	100						1	1					2		2
*11	GAUCI Kylie	2.0	14:45	1/6	17	1/5	20	0/1	0				3	3	1	3			1		2
*12	CHAPLIN Shelley	3.5	14:25	2/3	67	2/3	67					3	1	4	2	4			1		4
*13	STEWART Sarah	3.0	15:54	2/6	33	2/6	33			1/1	100	2	2	4	1				2	2	5
4	DOMASCENZ Melanie	1.0	04:06																1		0
5	CRISPIN Cobi	4.0	08:12	2/4	50	2/4	50						1	1					1		4
6	KEAN Bridie	4.0	00:00																		0
7	HALL Melanie	2.5	05:15																		0
8	McKENZIE Tina	3.0	04:06	0/1	0	0/1	0									1				1	0
14	HILL Katie	3.0	00:00																		0
15	O'KELLY-KENNEDY Kathleen	4.0	00:00																		0
Team/Coach																					
<b>Totals</b>				15/30	50	15/29	52	0/1	0	1/1	100	6	16	22	5	9	4		9	4	31
<b>Coach</b>		HEWSON Gerry																			
<b>Assistant Coach</b>		HEWISH Mark																			

#### JPN - JAPAN

No.	Name	Sport Class	MIN	Field Goals		2 Points		3 Points		Free Throws		Rebounds			AS	TO	ST	BS	PF	FO	PTS
				M/A	%	M/A	%	M/A	%	M/A	%	OR	DR	TOT							
*4	BETTO Yuka	3.0	13:53	0/3	0	0/3	0			1/2	50	1	1	2					1	1	1
*9	TAKABAYASHI Mika (C)	1.5	15:18	0/5	0	0/5	0					3	1	4	1	2			1		0
*10	YOSHIDA Erika	1.0	08:25																		0
*12	TAKUBO Ikumi	4.0	20:00	5/15	33	5/15	33			2/3	67	4	2	6		1			1	3	12
*15	AMIMOTO Mari	4.5	20:00	3/8	38	3/8	38			4/4	100	1	2	3	1	1	2			4	10
5	MASHIKO Megumi	3.0	01:25	0/1	0	0/1	0														0
6	URAMOTO Miki	2.5	00:00																		0
7	TANEDA Kimi	1.0	11:35	0/1	0	0/1	0						1	1		2			1	1	0
8	KOSUZUKI Tomomi	3.5	00:00																		0
11	KAWAKAMI Rie	1.0	04:42																		0
13	SUGAHARA Naoko	4.5	00:00																		0
14	SOEDA Tomoe	3.5	04:42												1	1					0
Team/Coach																					
<b>Totals</b>				8/33	24	8/33	24			7/9	78	10	9	19	3	6	4		4	9	23
<b>Coach</b>		IWASA Yoshiaki																			
<b>Assistant Coach</b>		KIKUCHI Tetsuhiro																			

	AUS	JPN
Points from Turnovers	6	6
Points in the Paint	28	10
Second Chance Points	6	8
Fast Break Points	0	0

	AUS	JPN
Biggest Lead	11	0
Biggest Scoring Run	6-0(11-5)	4-0(11-9)
Lead Changes	1	
Times Tied	1	

#### Legend:

%	Shooting Percentage	(C)	Captain	*	Starters	AS	Assists
BS	Blocked Shots	DR	Defensive Rebounds	FO	Fouls On	M/A	Made/Attempts
MIN	Minutes Played	OR	Offensive Rebounds	PF	Fouls	PTS	Points
Qx	Quarter Time	ST	Steals	TO	Turnovers	TOT	Total Rebounds





## RESULTS

比赛成绩

### AUS 53 vs 47 JPN

Attendance: 12000

Referee: MARQUES Rui David (BRA)

Commissioner: REHLING Detlef Klaus (GER)

Umpires: ROJA Cristian (ITA); QUINTANA Matias (ARG)

Classifier: LACHANCE Anne (CAN)

		Q1		Q2		Q3		Q4	
Scoring by 5 min intervals:	AUS	7	17	25	31	37	43	45	53
	JPN	5	10	16	23	26	36	42	47

#### AUS - AUSTRALIA

No.	Name	Sport Class	MIN	Field Goals		2 Points		3 Points		Free Throws		Rebounds			AS	TO	ST	BS	PF	FO	PTS
				M/A	%	M/A	%	M/A	%	M/A	%	OR	DR	TOT							
*9	TESCH Liesl (C)	4.0	29:47	8/11	73	8/11	73			0/2	0	1	13	14	1	3	3		1	2	16
*10	BURZYNSKI Clare	1.0	25:54	1/1	100	1/1	100						3	3	2		1		3		2
*11	GAUCI Kylie	2.0	24:45	4/10	40	3/8	38	1/2	50	1/4	25		6	6	4	8	1		3	4	10
*12	CHAPLIN Shelley	3.5	27:42	3/7	43	3/7	43					4	3	7	4	6			2	3	6
*13	STEWART Sarah	3.0	21:40	4/8	50	4/8	50			1/3	33	2	7	9	1	2			3	3	9
4	DOMASCHENZ Melanie	1.0	04:06																1		0
5	CRISPIN Cobi	4.0	18:45	5/12	42	5/12	42					1	3	4	1			3	1	10	
6	KEAN Bridie	4.0	01:17	0/1	0	0/1	0									1					0
7	HALL Melanie	2.5	05:15																		0
8	McKENZIE Tina	3.0	05:04	0/1	0	0/1	0					1	1	1	1	1			1		0
14	HILL Katie	3.0	05:21	0/2	0	0/2	0					1	1	1				1			0
15	O'KELLY-KENNEDY Kathleen	4.0	00:00																		0
Team/Coach																					
<b>Totals</b>				25/53	47	24/51	47	1/2	50	2/9	22	11	35	46	13	21	6		17	14	53
<b>Coach</b>		HEWSON Gerry																			
<b>Assistant Coach</b>		HEWISH Mark																			

#### JPN - JAPAN

No.	Name	Sport Class	MIN	Field Goals		2 Points		3 Points		Free Throws		Rebounds			AS	TO	ST	BS	PF	FO	PTS
				M/A	%	M/A	%	M/A	%	M/A	%	OR	DR	TOT							
*4	BETTO Yuka	3.0	15:15	0/3	0	0/3	0			1/2	50	1	1	2			1		1	1	1
*9	TAKABAYASHI Mika (C)	1.5	22:21	1/9	11	1/8	13	0/1	0	2/2	100	3	1	4	1	2	1		3	1	4
*10	YOSHIDA Erika	1.0	09:47	0/1	0	0/1	0														0
*12	TAKUBO Ikumi	4.0	30:00	6/22	27	6/22	27			2/5	40	5	7	12	1	2			2	7	14
*15	AMIMOTO Mari	4.5	30:00	6/19	32	6/19	32			6/8	75	2	6	8	3	1	3		2	6	18
5	MASHIKO Megumi	3.0	07:06	2/4	50	1/2	50	1/2	50				1	1		1			1		5
6	URAMOTO Miki	2.5	00:00																		0
7	TANEDA Kimi	1.0	24:25	0/2	0	0/2	0						2	2		1	2		3	1	0
8	KOSUZUKI Tomomi	3.5	00:00																		0
11	KAWAKAMI Rie	1.0	07:39													1	3			1	0
13	SUGAHARA Naoko	4.5	00:00																		0
14	SOEDA Tomoe	3.5	11:51	2/2	100	1/1	100	1/1	100						2	1			2		5
Team/Coach																					
<b>Totals</b>				17/62	27	15/58	26	2/4	50	11/17	65	12	21	33	7	10	10		14	17	47
<b>Coach</b>		IWASA Yoshiaki																			
<b>Assistant Coach</b>		KIKUCHI Tetsuhiro																			

	AUS	JPN
Points from Turnovers	6	13
Points in the Paint	42	22
Second Chance Points	10	10
Fast Break Points	0	0

	AUS	JPN
Biggest Lead	13	0
Biggest Scoring Run	6-0(11-5)	5-0(45-43)
Lead Changes	1	
Times Tied	1	

#### Legend:

%	Shooting Percentage	(C)	Captain	*	Starters	AS	Assists
BS	Blocked Shots	DR	Defensive Rebounds	FO	Fouls On	M/A	Made/Attempts
MIN	Minutes Played	OR	Offensive Rebounds	OTx	Overtime	PF	Fouls
PTS	Points	Qx	Quarter Time	ST	Steals	TO	Turnovers
TOT	Total Rebounds						



## START LIST

首发名单

### CAN - NED

**Referee:** RADOMSKY Ziv (ISR)  
**Umpires:** FARRUGIA Anna Valerie (FRA); SAUNDERS Charles David (RSA)

**Commissioner:** COSSAER Dirk Lodewijk M (BEL)  
**Classifier:** RIBEIRO Maria Sonia (BRA)

#### CAN - Canada

No.	Name	Pos	Age	Sport Class	Current Games Statistics						
					PPG	FG%	3FG%	FT%	RPG	APG	MPG (GP)
4	KREMPIEN Jennifer	G	33	1.0	2.5	35		75	1.8	0.5	35:14 (6)
5	McLACHLAN Janet	C	31	4.5	9.3	53	33	60	5.5	0.2	12:21 (6)
6	OHAMA Kendra	G	43	2.5	3.7	37	0	100	0.8	1.2	16:06 (6)
7	OUELLET Cindy	F	19	3.5	5.0	47	0	0	1.8	1.7	12:51 (6)
8	FERGUSON Tracey	F	34	3.0	4.3	33		60	2.0	0.7	15:02 (3)
9	BENOIT Chantal (C)	F	47	3.5	7.7	41	0	22	3.0	2.5	19:35 (6)
10	HARNOCK Katie	G	25	2.5	4.8	44	50		2.0	0.8	17:05 (6)
11	PETTINICCHI Sabrina	G	36	1.5	4.2	29	0	17	3.2	2.2	28:04 (5)
12	FRANKS Lisa	G	26	1.0	0.5	20		50	0.7		11:51 (6)
13	RADKE Lori	F	42	4.5	2.7	44	0	29	3.5	1.5	12:03 (6)
14	THOMAS Misty	C	44	4.5	13.5	38	10	64	10.7	2.2	24:45 (6)
15	FESER Tara	C	28	4.5	2.3	37	0		2.3	0.3	06:56 (6)
Team			34.0		57.7	40	13	43	35.8	13.0	
<b>Coach</b>		FRICK Tim									
<b>Assistant Coach</b>		NICHOLSON Patricia					JOHNSON Bill				

CAN Played		
PR	NED	59-32
PR	JPN	52-55
PR	CHN	62-44
PR	MEX	71-38
QF	AUS	49-53
CL	CHN	53-46

#### NED - Netherlands

No.	Name	Pos	Age	Sport Class	Current Games Statistics						
					PPG	FG%	3FG%	FT%	RPG	APG	MPG (GP)
4	HUITZING Inge	G	34	4.5	9.7	38	20	29	7.3	0.8	28:30 (6)
5	BOEKHOORN Patries	F	38	1.0	0.0	0			0.2		06:05 (5)
6	VISSER Jitske	F	15	1.0	1.0	19			1.2	0.7	21:01 (6)
7	OOSTERBAAN Roos	G	29	1.5	3.3	24		50	4.7	2.7	37:27 (6)
8	PIETERSE Fleur	F	29	2.5	0.0	0			0.5		07:57 (4)
9	GARNIER Petra (C)	C	37	4.5	2.8	29		75	5.0	0.8	11:54 (6)
10	RAMAEKERS Brenda	C	22	4.5	0.0	0					02:26 (2)
11	KORVER Cher	G	32	2.5	9.3	35	0	46	6.0	2.8	37:41 (6)
12	BRAAM Sandra	F	30	1.0	0.0						02:32 (3)
13	VAN BERGEN Barbara	F	30	2.0	0.7	25			1.8	0.3	11:11 (6)
14	VERSLOOT Carina	F	28	3.0	3.2	21		30	3.0	1.0	16:18 (6)
15	van OOSTROM Elsbeth	C	26	4.5	14.2	42	25	42	6.5	0.7	23:27 (6)
Team			29.2		44.2	33	16	42	36.0	9.8	
<b>Coach</b>		LANSINK ROTGERINK Yvonne									
<b>Assistant Coach</b>		van de BUNTE Kees									

NED Played		
PR	MEX	59-46
PR	CAN	32-59
PR	JPN	49-65
PR	CHN	51-35
QF	GER	28-43
CL	GBR	46-39

#### Legend:

3FG%	3 Field Goals %	APG	Assists per Game	C	Centre	CL	Classification
F	Forward	FG%	Field Goals %	FT%	Free Throws %	G	Guard
GP	Games Played	MPG	Minutes Played per Game	Pos	Playing Position	PPG	Points per Game
PR	Preliminary Round	QF	Quarterfinal	RPG	Rebounds per Game		



## START LIST

首发名单

### CAN - NED

**Referee:** RADOMSKY Ziv (ISR)  
**Umpires:** FARRUGIA Anna Valerie (FRA); SAUNDERS Charles David (RSA)

**Commissioner:** COSSAER Dirk Lodewijk M (BEL)  
**Classifier:** RIBEIRO Maria Sonia (BRA)

#### CAN - Canada

No.	Name	Pos	Age	Sport Class	Current Games Statistics						
					PPG	FG%	3FG%	FT%	RPG	APG	MPG (GP)
4	KREMPIEN Jennifer	G	33	1.0	2.5	35		75	1.8	0.5	35:14 (6)
5	McLACHLAN Janet	C	31	4.5	9.3	53	33	60	5.5	0.2	12:21 (6)
6	OHAMA Kendra	G	43	2.5	3.7	37	0	100	0.8	1.2	16:06 (6)
7	OUELLET Cindy	F	19	3.5	5.0	47	0	0	1.8	1.7	12:51 (6)
8	FERGUSON Tracey	F	34	3.0	4.3	33		60	2.0	0.7	15:02 (3)
9	BENOIT Chantal (C)	F	47	3.5	7.7	41	0	22	3.0	2.5	19:35 (6)
10	HARNOCK Katie	G	25	2.5	4.8	44	50		2.0	0.8	17:05 (6)
11	PETTINICCHI Sabrina	G	36	1.5	4.2	29	0	17	3.2	2.2	28:04 (5)
12	FRANKS Lisa	G	26	1.0	0.5	20		50	0.7		11:51 (6)
13	RADKE Lori	F	42	4.5	2.7	44	0	29	3.5	1.5	12:03 (6)
14	THOMAS Misty	C	44	4.5	13.5	38	10	64	10.7	2.2	24:45 (6)
15	FESER Tara	C	28	4.5	2.3	37	0		2.3	0.3	06:56 (6)
Team			34.0		57.7	40	13	43	35.8	13.0	
<b>Coach</b>		FRICK Tim									
<b>Assistant Coach</b>		NICHOLSON Patricia					JOHNSON Bill				

CAN Played		
PR	NED	59-32
PR	JPN	52-55
PR	CHN	62-44
PR	MEX	71-38
QF	AUS	49-53
CL	CHN	53-46

#### NED - Netherlands

No.	Name	Pos	Age	Sport Class	Current Games Statistics						
					PPG	FG%	3FG%	FT%	RPG	APG	MPG (GP)
4	HUITZING Inge	G	34	4.5	9.7	38	20	29	7.3	0.8	28:30 (6)
5	BOEKHOORN Patries	F	38	1.0	0.0	0			0.2		06:05 (5)
6	VISSER Jitske	F	15	1.0	1.0	19			1.2	0.7	21:01 (6)
7	OOSTERBAAN Roos	G	29	1.5	3.3	24		50	4.7	2.7	37:27 (6)
8	PIETERSE Fleur	F	29	2.5	0.0	0			0.5		07:57 (4)
9	GARNIER Petra (C)	C	37	4.5	2.8	29		75	5.0	0.8	11:54 (6)
10	RAMAEKERS Brenda	C	22	4.5	0.0	0					02:26 (2)
11	KORVER Cher	G	32	2.5	9.3	35	0	46	6.0	2.8	37:41 (6)
12	BRAAM Sandra	F	30	1.0	0.0						02:32 (3)
13	VAN BERGEN Barbara	F	30	2.0	0.7	25			1.8	0.3	11:11 (6)
14	VERSLOOT Carina	F	28	3.0	3.2	21		30	3.0	1.0	16:18 (6)
15	van OOSTROM Elsbeth	C	26	4.5	14.2	42	25	42	6.5	0.7	23:27 (6)
Team			29.2		44.2	33	16	42	36.0	9.8	
<b>Coach</b>		LANSINK ROTGERINK Yvonne									
<b>Assistant Coach</b>		van de BUNTE Kees									

NED Played		
PR	MEX	59-46
PR	CAN	32-59
PR	JPN	49-65
PR	CHN	51-35
QF	GER	28-43
CL	GBR	46-39

#### Legend:

3FG%	3 Field Goals %	APG	Assists per Game	C	Centre	CL	Classification
F	Forward	FG%	Field Goals %	FT%	Free Throws %	G	Guard
GP	Games Played	MPG	Minutes Played per Game	Pos	Playing Position	PPG	Points per Game
PR	Preliminary Round	QF	Quarterfinal	RPG	Rebounds per Game		



## PLAY BY PLAY

文字比分播报

CAN 31 vs 22 NED

Attendance: 12000

Scoring by 5 min intervals:

	Q1		Q2	
CAN	9	15	22	31
NED	6	14	20	22

### FIRST QUARTER

#### Quarter Starters:

**CAN** 4 KREMPIEN J      7 OUELLET C      9 BENOIT C      11 PETTINICCHI S      13 RADKE L  
**NED** 4 HUITZING I      6 VISSER J      7 OOSTERBAAN R      11 KORVER C      15 van OOSTROM E

Game Time	CAN - Canada	Score	Lead	NED - Netherlands
10:00	4 KREMPIEN J Player IN <<<<<<			
10:00	7 OUELLET C Player IN <<<<<<			
10:00	9 BENOIT C Player IN <<<<<<			
10:00	11 PETTINICCHI S Player IN <<<<<<			
10:00	13 RADKE L Player IN <<<<<<			
10:00				4 HUITZING I Player IN <<<<<<
10:00				6 VISSER J Player IN <<<<<<
10:00				7 OOSTERBAAN R Player IN <<<<<<
10:00				11 KORVER C Player IN <<<<<<
10:00				15 van OOSTROM E Player IN <<<<<<
10:00	13 RADKE L Tap off lost			15 van OOSTROM E Tap off won
09:37				11 KORVER C 2-Pts missed (2 out)
09:35	9 BENOIT C Defensive Rebound			
09:16	9 BENOIT C 2-Pts missed (2 out)			
09:09				6 VISSER J Defensive Rebound
08:59				6 VISSER J 2 Pts paint missed (2 Out)
08:56	13 RADKE L Defensive Rebound			
08:55				4 HUITZING I Personal foul
08:55	13 RADKE L Foul On			
08:51	9 BENOIT C 2-Pts missed (2 out)			
08:48	13 RADKE L Offensive Rebound			
08:40	7 OUELLET C Foul On			
08:40				11 KORVER C Personal foul
08:40	7 OUELLET C Free Throw missed (1 Out)			
08:40	7 OUELLET C Free Throw made (1 In)	1-0	+1	
08:10		1-2	-1	7 OOSTERBAAN R 2-Pts made (2 In)
07:46	11 PETTINICCHI S 2-Pts paint made (2 In)	3-2	+1	
07:33	11 PETTINICCHI S Personal foul			
07:33				15 van OOSTROM E Foul On
07:33		3-3	0	15 van OOSTROM E Free Throw made (1 In)
07:33		3-4	-1	15 van OOSTROM E Free Throw made (1 In)
07:28	9 BENOIT C 2-Pts paint made (2 In)	5-4	+1	
07:28	9 BENOIT C Foul On			
07:28				15 van OOSTROM E Personal foul



## PLAY BY PLAY

文字比分播报

CAN 31 vs 22 NED

Attendance: 12000

Game Time	CAN - Canada	Score	Lead	NED - Netherlands
07:28	9 BENOIT C Free Throw missed (1 Out)			
07:24				4 HUITZING I Defensive Rebound
07:06				15 van OOSTROM E 2 Pts paint missed (2 Out)
07:04	11 PETTINICCHI S Defensive Rebound			
06:52	13 RADKE L 2 Pts paint missed (2 Out)			
06:51				6 VISSER J Defensive Rebound
06:39		5-6	-1	7 OOSTERBAAN R 2-Pts paint made (2 In)
06:24	7 QUELLET C 2 Pts paint missed (2 Out)			
06:24	Offensive Rebound			
06:14	7 QUELLET C 2-Pts paint made (2 In)	7-6	+1	
06:12	13 RADKE L Assist			
05:57				6 VISSER J 2 Pts paint missed (2 Out)
05:53				7 OOSTERBAAN R Offensive Rebound
05:52	11 PETTINICCHI S Personal foul			
05:52				15 van OOSTROM E Foul On
05:52	5 McLACHLAN J Player IN <<----			
05:52	8 FERGUSON T Player IN <<----			
05:52	12 FRANKS L Player IN <<----			
05:52	11 PETTINICCHI S Player OUT ---->>			
05:52	7 QUELLET C Player OUT ---->>			
05:52	9 BENOIT C Player OUT ---->>			
05:46				15 van OOSTROM E 2-Pts missed (2 out)
05:43	5 McLACHLAN J Defensive Rebound			
05:28	8 FERGUSON T 2-Pts missed (2 out)			
05:26				7 OOSTERBAAN R Defensive Rebound
05:17	5 McLACHLAN J Personal foul			
05:17				15 van OOSTROM E Foul On
05:17				15 van OOSTROM E Free Throw missed (1 Out)
05:17				15 van OOSTROM E Free Throw missed (1 Out)
05:16	13 RADKE L Defensive Rebound			
05:00	8 FERGUSON T 2-Pts paint made (2 In)	9-6	+3	
04:38				15 van OOSTROM E 2 Pts paint missed (2 Out)
04:38				15 van OOSTROM E Offensive Rebound
04:38				15 van OOSTROM E 2 Pts paint missed (2 Out)
04:38	5 McLACHLAN J Defensive Rebound			
04:38	8 FERGUSON T Fast Break			
04:38	8 FERGUSON T 2-Pts paint made (2 In)	11-6	+5	
04:38				Time out
04:38				9 GARNIER P Player IN <<----
04:38				15 van OOSTROM E Player OUT ---->>
04:12		11-8	+3	4 HUITZING I 2-Pts made (2 In)
03:47	8 FERGUSON T 2 Pts paint missed (2 Out)			



## PLAY BY PLAY

文字比分播报

CAN 31 vs 22 NED

Attendance: 12000

Game Time	CAN - Canada	Score	Lead	NED - Netherlands
03:47	5 McLACHLAN J Offensive Rebound			
03:47	5 McLACHLAN J 2-Pts paint made (2 In)	13-8	+5	
03:32		13-10	+3	4 HUITZING I 2-Pts paint made (2 In)
03:09	13 RADKE L 2-Pts paint made (2 In)	15-10	+5	
02:37				6 VISSER J 2 Pts paint missed (2 Out)
02:37	5 McLACHLAN J Defensive Rebound			
02:37	8 FERGUSON T Offensive foul			
02:37	8 FERGUSON T Turnover			
02:37				11 KORVER C Steal
02:37				11 KORVER C Foul On
02:37				6 VISSER J Player OUT ---->>
02:37				5 BOEKHOORN P Player IN <<----
02:24	13 RADKE L Defensive Rebound			
02:22				5 BOEKHOORN P 2 Pts paint missed (2 Out)
02:09	5 McLACHLAN J 2 Pts paint missed (2 Out)			
02:09				4 HUITZING I Defensive Rebound
02:09	12 FRANKS L Personal foul			
02:09				4 HUITZING I Foul On
02:09		15-11	+4	4 HUITZING I Free Throw made (1 In)
02:09		15-12	+3	4 HUITZING I Free Throw made (1 In)
01:57	13 RADKE L Turnover			
01:43				9 GARNIER P 2 Pts paint missed (2 Out)
01:43	5 McLACHLAN J Defensive Rebound			
01:28	8 FERGUSON T Turnover			
01:17				7 OOSTERBAAN R 2 Pts paint missed (2 Out)
01:14	5 McLACHLAN J Defensive Rebound			
01:10	13 RADKE L Offensive foul			
01:10	13 RADKE L Turnover			
01:10				4 HUITZING I Foul On
01:10				4 HUITZING I Steal
01:10	15 FESER T Player IN <<----			
01:10	13 RADKE L Player OUT ---->>			
00:53				9 GARNIER P 2 Pts paint missed (2 Out)
00:52	12 FRANKS L Defensive Rebound			
00:46	12 FRANKS L Turnover			
00:46				9 GARNIER P Steal
00:41				4 HUITZING I Foul On
00:41	15 FESER T Personal foul			
00:41	14 THOMAS M Player IN <<----			
00:41				15 van OOSTROM E Player IN <<-----
00:41				9 GARNIER P Player OUT ---->>
00:41	5 McLACHLAN J Player OUT ---->>			



## PLAY BY PLAY

文字比分播报

CAN 31 vs 22 NED

Attendance: 12000

Game Time	CAN - Canada	Score	Lead	NED - Netherlands
00:41		15-13	+2	4 HUITZING I Free Throw made (1 In)
00:41		15-14	+1	4 HUITZING I Free Throw made (1 In)
00:33	8 FERGUSON T Foul On			
00:33				4 HUITZING I Personal foul
00:33	8 FERGUSON T Free Throw missed (1 Out)			
00:33	8 FERGUSON T Free Throw missed (1 Out)			
00:30				4 HUITZING I Defensive Rebound
00:09				11 KORVER C 2-Pts missed (2 out)
00:06	8 FERGUSON T Defensive Rebound			
00:00	8 FERGUSON T Turnover			

## SECOND QUARTER

### Quarter Starters:

CAN 11 PETTINICCHI S      14 THOMAS M      7 OUELLET C      9 BENOIT C      4 KREMPIEN J  
NED 4 HUITZING I      5 BOEKHOORN P      7 OOSTERBAAN R      11 KORVER C      15 van OOSTROM E

Game Time	CAN - Canada	Score	Lead	NED - Netherlands
10:00	11 PETTINICCHI S Player IN <<----			
10:00	14 THOMAS M Player IN <<----			
10:00	7 OUELLET C Player IN <<----			
10:00	9 BENOIT C Player IN <<----			
10:00	4 KREMPIEN J Player IN <<----			
10:00				4 HUITZING I Player IN <<----
10:00				5 BOEKHOORN P Player IN <<----
10:00				7 OOSTERBAAN R Player IN <<----
10:00				11 KORVER C Player IN <<----
10:00				15 van OOSTROM E Player IN <<----
00:00	Tap off situation, throw-in			
09:48	9 BENOIT C 2 Pts paint missed (2 Out)			
09:45				11 KORVER C Defensive Rebound
09:26		15-16	-1	7 OOSTERBAAN R 2-Pts paint made (2 In)
09:23				15 van OOSTROM E Assist
09:18	14 THOMAS M 2 Pts paint missed (2 Out)			
09:16				4 HUITZING I Defensive Rebound
09:08	4 KREMPIEN J Personal foul			
09:08				15 van OOSTROM E Foul On
09:08				14 VERSLOOT C Player IN <<----
09:08				13 VAN BERGEN B Player IN <<----
09:08				5 BOEKHOORN P Player OUT ---->>
09:08				4 HUITZING I Player OUT ---->>
08:52				15 van OOSTROM E 2 Pts paint missed (2 Out)
08:51	14 THOMAS M Defensive Rebound			
08:43	11 PETTINICCHI S Foul On			



## PLAY BY PLAY

文字比分播报

CAN 31 vs 22 NED

Attendance: 12000

Game Time	CAN - Canada	Score	Lead	NED - Netherlands
08:43				13 VAN BERGEN B Personal foul
08:32	9 BENOIT C 2-Pts missed (2 out)			
08:32	9 BENOIT C Offensive Rebound			
08:20	4 KREMPIEN J 2 Pts paint missed (2 Out)			
08:18				13 VAN BERGEN B Defensive Rebound
08:11				13 VAN BERGEN B Offensive foul
08:11				13 VAN BERGEN B Turnover
08:11	7 QUELLET C Foul On			
08:11	7 QUELLET C Steal			
08:11	7 QUELLET C Turnover			
07:54		15-18	-3	13 VAN BERGEN B 2-Pts paint made (2 In)
07:49				7 OOSTERBAAN R Assist
07:36	9 BENOIT C 2-Pts paint made (2 In)	17-18	-1	
07:36	9 BENOIT C Foul On			
07:36				7 OOSTERBAAN R Personal foul
07:36	9 BENOIT C Free Throw made (1 In)	18-18	0	
07:20	7 QUELLET C Personal foul			
07:20				7 OOSTERBAAN R Foul On
07:08				15 van OOSTROM E 2-Pts missed (2 out)
07:07	11 PETTINICCHI S Defensive Rebound			
06:54	7 QUELLET C Turnover			
06:54				13 VAN BERGEN B Steal
06:37		18-20	-2	13 VAN BERGEN B 2-Pts paint made (2 In)
06:35				14 VERSLOOT C Assist
06:09	14 THOMAS M 2-Pts made (2 In)	20-20	0	
05:50				13 VAN BERGEN B Offensive foul
05:50				13 VAN BERGEN B Turnover
05:50	14 THOMAS M Foul On			
05:50	14 THOMAS M Steal			
05:48				9 GARNIER P Player IN <<----
05:48				8 PIETERSE F Player IN <<----
05:48				15 van OOSTROM E Player OUT ---->>
05:48				13 VAN BERGEN B Player OUT ---->>
05:38				11 KORVER C Personal foul
05:38	9 BENOIT C Foul On			
05:38	9 BENOIT C Free Throw made (1 In)	21-20	+1	
05:38	9 BENOIT C Free Throw made (1 In)	22-20	+2	
05:19				9 GARNIER P 2 Pts paint missed (2 Out)
05:18	8 FERGUSON T Defensive Rebound			
05:08				9 GARNIER P Steal
05:08	11 PETTINICCHI S Turnover			
05:01				11 KORVER C 2 Pts paint missed (2 Out)





## PLAY BY PLAY

文字比分播报

CAN 31 vs 22 NED

Attendance: 12000

Game Time	CAN - Canada	Score	Lead	NED - Netherlands
04:58	4 KREMPIEN J Defensive Rebound			
04:46	9 BENOIT C 2-Pts paint made (2 In)	24-20	+4	
04:41	14 THOMAS M Assist			
04:38				7 OOSTERBAAN R Turnover
04:38	8 FERGUSON T Player IN <<----			
04:38	7 OUELLET C Player OUT ---->>			
04:38				Time out
04:30	14 THOMAS M 2-Pts missed (2 out)			
04:28				8 PIETERSE F Defensive Rebound
04:12				7 OOSTERBAAN R 2 Pts paint missed (2 Out)
04:10				11 KORVER C Offensive Rebound
04:10		24-22	+2	11 KORVER C 2-Pts paint made (2 In)
03:45	14 THOMAS M 2-Pts missed (2 out)			
03:44	9 BENOIT C Offensive Rebound			
03:35	14 THOMAS M 2-Pts missed (2 out)			
03:34				8 PIETERSE F Defensive Rebound
03:32	9 BENOIT C Personal foul			
03:32				14 VERSLOOT C Foul On
03:32	13 RADKE L Player IN <<----			
03:32	14 THOMAS M Player OUT ---->>			
03:22				14 VERSLOOT C 2 Pts paint missed (2 Out)
03:20	13 RADKE L Defensive Rebound			
02:56	8 FERGUSON T 2-Pts made (2 In)	26-22	+4	
02:54				14 VERSLOOT C Turnover
02:49	8 FERGUSON T Turnover			
02:40				7 OOSTERBAAN R Offensive foul
02:40				7 OOSTERBAAN R Turnover
02:40	9 BENOIT C Foul On			
02:40	9 BENOIT C Steal			
02:22	9 BENOIT C 2 Pts paint missed (2 Out)			
02:19				9 GARNIER P Defensive Rebound
02:01	8 FERGUSON T Steal			
02:01				8 PIETERSE F Turnover
02:01	8 FERGUSON T Foul On			
02:01				9 GARNIER P Personal foul
02:01				4 HUITZING I Player IN <<----
02:01				5 BOEKHOORN P Player IN <<----
02:01				6 VISSER J Player IN <<----
02:01				7 OOSTERBAAN R Player OUT ---->>
02:01				8 PIETERSE F Player OUT ---->>
02:01				11 KORVER C Player OUT ---->>
02:01	8 FERGUSON T Free Throw missed (1 Out)			



## PLAY BY PLAY

文字比分播报

**CAN 31 vs 22 NED**

**Attendance: 12000**

Game Time	CAN - Canada	Score	Lead	NED - Netherlands
02:01	8 FERGUSON T Free Throw made (1 In)	27-22	+5	
01:33				14 VERSLOOT C 2-Pts missed (2 out)
01:32	13 RADKE L Defensive Rebound			
01:18	9 BENOIT C 2-Pts paint made (2 In)	29-22	+7	
01:17	8 FERGUSON T Assist			
00:43				4 HUITZING I 3-Pts missed (3 Out)
00:43	Defensive Rebound			
00:15	9 BENOIT C 2-Pts made (2 In)	31-22	+9	
00:01				6 VISSER J Turnover
00:01	13 RADKE L Steal			



## PLAY BY PLAY

文字比分播报

CAN 61 vs 32 NED

Attendance: 12000

Scoring by 5 min intervals:		Q1		Q2		Q3		Q4	
CAN		9	15	22	31	40	49	55	61
NED		6	14	20	22	25	26	30	32

### FIRST QUARTER

#### Quarter Starters:

<b>CAN</b> 4 KREMPIEN J	7 OUELLET C	9 BENOIT C	11 PETTINICCHI S	13 RADKE L
<b>NED</b> 4 HUITZING I	6 VISSER J	7 OOSTERBAAN R	11 KORVER C	15 van OOSTROM E

Game Time	CAN - Canada	Score	Lead	NED - Netherlands
10:00	4 KREMPIEN J Player IN <<<<<<			
10:00	7 OUELLET C Player IN <<<<<<			
10:00	9 BENOIT C Player IN <<<<<<			
10:00	11 PETTINICCHI S Player IN <<<<<<			
10:00	13 RADKE L Player IN <<<<<<			
10:00				4 HUITZING I Player IN <<<<<<
10:00				6 VISSER J Player IN <<<<<<
10:00				7 OOSTERBAAN R Player IN <<<<<<
10:00				11 KORVER C Player IN <<<<<<
10:00				15 van OOSTROM E Player IN <<<<<<
10:00	13 RADKE L Tap off lost			15 van OOSTROM E Tap off won
09:37				11 KORVER C 2-Pts missed (2 out)
09:35	9 BENOIT C Defensive Rebound			
09:16	9 BENOIT C 2-Pts missed (2 out)			
09:09				6 VISSER J Defensive Rebound
08:59				6 VISSER J 2 Pts paint missed (2 Out)
08:56	13 RADKE L Defensive Rebound			
08:55				4 HUITZING I Personal foul
08:55	13 RADKE L Foul On			
08:51	9 BENOIT C 2-Pts missed (2 out)			
08:48	13 RADKE L Offensive Rebound			
08:40	7 OUELLET C Foul On			
08:40				11 KORVER C Personal foul
08:40	7 OUELLET C Free Throw missed (1 Out)			
08:40	7 OUELLET C Free Throw made (1 In)	1-0	+1	
08:10		1-2	-1	7 OOSTERBAAN R 2-Pts made (2 In)
07:46	11 PETTINICCHI S 2-Pts paint made (2 In)	3-2	+1	
07:33	11 PETTINICCHI S Personal foul			
07:33				15 van OOSTROM E Foul On
07:33		3-3	0	15 van OOSTROM E Free Throw made (1 In)
07:33		3-4	-1	15 van OOSTROM E Free Throw made (1 In)
07:28	9 BENOIT C 2-Pts paint made (2 In)	5-4	+1	
07:28	9 BENOIT C Foul On			
07:28				15 van OOSTROM E Personal foul



## PLAY BY PLAY

文字比分播报

CAN 61 vs 32 NED

Attendance: 12000

Game Time	CAN - Canada	Score	Lead	NED - Netherlands
07:28	9 BENOIT C Free Throw missed (1 Out)			
07:24				4 HUITZING I Defensive Rebound
07:06				15 van OOSTROM E 2 Pts paint missed (2 Out)
07:04	11 PETTINICCHI S Defensive Rebound			
06:52	13 RADKE L 2 Pts paint missed (2 Out)			
06:51				6 VISSER J Defensive Rebound
06:39		5-6	-1	7 OOSTERBAAN R 2-Pts paint made (2 In)
06:24	7 QUELLET C 2 Pts paint missed (2 Out)			
06:24	Offensive Rebound			
06:14	7 QUELLET C 2-Pts paint made (2 In)	7-6	+1	
06:12	13 RADKE L Assist			
05:57				6 VISSER J 2 Pts paint missed (2 Out)
05:53				7 OOSTERBAAN R Offensive Rebound
05:52	11 PETTINICCHI S Personal foul			
05:52				15 van OOSTROM E Foul On
05:52	5 McLACHLAN J Player IN <<----			
05:52	8 FERGUSON T Player IN <<----			
05:52	12 FRANKS L Player IN <<----			
05:52	11 PETTINICCHI S Player OUT ---->>			
05:52	7 QUELLET C Player OUT ---->>			
05:52	9 BENOIT C Player OUT ---->>			
05:46				15 van OOSTROM E 2-Pts missed (2 out)
05:43	5 McLACHLAN J Defensive Rebound			
05:28	8 FERGUSON T 2-Pts missed (2 out)			
05:26				7 OOSTERBAAN R Defensive Rebound
05:17	5 McLACHLAN J Personal foul			
05:17				15 van OOSTROM E Foul On
05:17				15 van OOSTROM E Free Throw missed (1 Out)
05:17				15 van OOSTROM E Free Throw missed (1 Out)
05:16	13 RADKE L Defensive Rebound			
05:00	8 FERGUSON T 2-Pts paint made (2 In)	9-6	+3	
04:38				15 van OOSTROM E 2 Pts paint missed (2 Out)
04:38				15 van OOSTROM E Offensive Rebound
04:38				15 van OOSTROM E 2 Pts paint missed (2 Out)
04:38	5 McLACHLAN J Defensive Rebound			
04:38	8 FERGUSON T Fast Break			
04:38	8 FERGUSON T 2-Pts paint made (2 In)	11-6	+5	
04:38				Time out
04:38				9 GARNIER P Player IN <<----
04:38				15 van OOSTROM E Player OUT ---->>
04:12		11-8	+3	4 HUITZING I 2-Pts made (2 In)
03:47	8 FERGUSON T 2 Pts paint missed (2 Out)			



## PLAY BY PLAY

文字比分播报

CAN 61 vs 32 NED

Attendance: 12000

Game Time	CAN - Canada	Score	Lead	NED - Netherlands
03:47	5 McLACHLAN J Offensive Rebound			
03:47	5 McLACHLAN J 2-Pts paint made (2 In)	13-8	+5	
03:32		13-10	+3	4 HUITZING I 2-Pts paint made (2 In)
03:09	13 RADKE L 2-Pts paint made (2 In)	15-10	+5	
02:37				6 VISSER J 2 Pts paint missed (2 Out)
02:37	5 McLACHLAN J Defensive Rebound			
02:37	8 FERGUSON T Offensive foul			
02:37	8 FERGUSON T Turnover			
02:37				11 KORVER C Steal
02:37				11 KORVER C Foul On
02:37				6 VISSER J Player OUT ---->>
02:37				5 BOEKHOORN P Player IN <<----
02:24	13 RADKE L Defensive Rebound			
02:22				5 BOEKHOORN P 2 Pts paint missed (2 Out)
02:09	5 McLACHLAN J 2 Pts paint missed (2 Out)			
02:09				4 HUITZING I Defensive Rebound
02:09	12 FRANKS L Personal foul			
02:09				4 HUITZING I Foul On
02:09		15-11	+4	4 HUITZING I Free Throw made (1 In)
02:09		15-12	+3	4 HUITZING I Free Throw made (1 In)
01:57	13 RADKE L Turnover			
01:43				9 GARNIER P 2 Pts paint missed (2 Out)
01:43	5 McLACHLAN J Defensive Rebound			
01:28	8 FERGUSON T Turnover			
01:17				7 OOSTERBAAN R 2 Pts paint missed (2 Out)
01:14	5 McLACHLAN J Defensive Rebound			
01:10	13 RADKE L Offensive foul			
01:10	13 RADKE L Turnover			
01:10				4 HUITZING I Foul On
01:10				4 HUITZING I Steal
01:10	15 FESER T Player IN <<----			
01:10	13 RADKE L Player OUT ---->>			
00:53				9 GARNIER P 2 Pts paint missed (2 Out)
00:52	12 FRANKS L Defensive Rebound			
00:46	12 FRANKS L Turnover			
00:46				9 GARNIER P Steal
00:41				4 HUITZING I Foul On
00:41	15 FESER T Personal foul			
00:41	14 THOMAS M Player IN <<----			
00:41				15 van OOSTROM E Player IN <<-----
00:41				9 GARNIER P Player OUT ---->>
00:41	5 McLACHLAN J Player OUT ---->>			



## PLAY BY PLAY

文字比分播报

CAN 61 vs 32 NED

Attendance: 12000

Game Time	CAN - Canada	Score	Lead	NED - Netherlands
00:41		15-13	+2	4 HUITZING I Free Throw made (1 In)
00:41		15-14	+1	4 HUITZING I Free Throw made (1 In)
00:33	8 FERGUSON T Foul On			
00:33				4 HUITZING I Personal foul
00:33	8 FERGUSON T Free Throw missed (1 Out)			
00:33	8 FERGUSON T Free Throw missed (1 Out)			
00:30				4 HUITZING I Defensive Rebound
00:09				11 KORVER C 2-Pts missed (2 out)
00:06	8 FERGUSON T Defensive Rebound			
00:00	8 FERGUSON T Turnover			

## SECOND QUARTER

### Quarter Starters:

CAN 11 PETTINICCHI S      14 THOMAS M      7 OUELLET C      9 BENOIT C      4 KREMPIEN J  
NED 4 HUITZING I      5 BOEKHOORN P      7 OOSTERBAAN R      11 KORVER C      15 van OOSTROM E

Game Time	CAN - Canada	Score	Lead	NED - Netherlands
10:00	11 PETTINICCHI S Player IN <<----			
10:00	14 THOMAS M Player IN <<----			
10:00	7 OUELLET C Player IN <<----			
10:00	9 BENOIT C Player IN <<----			
10:00	4 KREMPIEN J Player IN <<----			
10:00				4 HUITZING I Player IN <<----
10:00				5 BOEKHOORN P Player IN <<----
10:00				7 OOSTERBAAN R Player IN <<----
10:00				11 KORVER C Player IN <<----
10:00				15 van OOSTROM E Player IN <<----
00:00	Tap off situation, throw-in			
09:48	9 BENOIT C 2 Pts paint missed (2 Out)			
09:45				11 KORVER C Defensive Rebound
09:26		15-16	-1	7 OOSTERBAAN R 2-Pts paint made (2 In)
09:23				15 van OOSTROM E Assist
09:18	14 THOMAS M 2 Pts paint missed (2 Out)			
09:16				4 HUITZING I Defensive Rebound
09:08	4 KREMPIEN J Personal foul			
09:08				15 van OOSTROM E Foul On
09:08				14 VERSLOOT C Player IN <<----
09:08				13 VAN BERGEN B Player IN <<----
09:08				5 BOEKHOORN P Player OUT ---->>
09:08				4 HUITZING I Player OUT ---->>
08:52				15 van OOSTROM E 2 Pts paint missed (2 Out)
08:51	14 THOMAS M Defensive Rebound			
08:43	11 PETTINICCHI S Foul On			



## PLAY BY PLAY

文字比分播报

CAN 61 vs 32 NED

Attendance: 12000

Game Time	CAN - Canada	Score	Lead	NED - Netherlands
08:43				13 VAN BERGEN B Personal foul
08:32	9 BENOIT C 2-Pts missed (2 out)			
08:32	9 BENOIT C Offensive Rebound			
08:20	4 KREMPIEN J 2 Pts paint missed (2 Out)			
08:18				13 VAN BERGEN B Defensive Rebound
08:11				13 VAN BERGEN B Offensive foul
08:11				13 VAN BERGEN B Turnover
08:11	7 QUELLET C Foul On			
08:11	7 QUELLET C Steal			
08:11	7 QUELLET C Turnover			
07:54		15-18	-3	13 VAN BERGEN B 2-Pts paint made (2 In)
07:49				7 OOSTERBAAN R Assist
07:36	9 BENOIT C 2-Pts paint made (2 In)	17-18	-1	
07:36	9 BENOIT C Foul On			
07:36				7 OOSTERBAAN R Personal foul
07:36	9 BENOIT C Free Throw made (1 In)	18-18	0	
07:20	7 QUELLET C Personal foul			
07:20				7 OOSTERBAAN R Foul On
07:08				15 van OOSTROM E 2-Pts missed (2 out)
07:07	11 PETTINICCHI S Defensive Rebound			
06:54	7 QUELLET C Turnover			
06:54				13 VAN BERGEN B Steal
06:37		18-20	-2	13 VAN BERGEN B 2-Pts paint made (2 In)
06:35				14 VERSLOOT C Assist
06:09	14 THOMAS M 2-Pts made (2 In)	20-20	0	
05:50				13 VAN BERGEN B Offensive foul
05:50				13 VAN BERGEN B Turnover
05:50	14 THOMAS M Foul On			
05:50	14 THOMAS M Steal			
05:48				9 GARNIER P Player IN <<----
05:48				8 PIETERSE F Player IN <<----
05:48				15 van OOSTROM E Player OUT ---->>
05:48				13 VAN BERGEN B Player OUT ---->>
05:38				11 KORVER C Personal foul
05:38	9 BENOIT C Foul On			
05:38	9 BENOIT C Free Throw made (1 In)	21-20	+1	
05:38	9 BENOIT C Free Throw made (1 In)	22-20	+2	
05:19				9 GARNIER P 2 Pts paint missed (2 Out)
05:18	8 FERGUSON T Defensive Rebound			
05:08				9 GARNIER P Steal
05:08	11 PETTINICCHI S Turnover			
05:01				11 KORVER C 2 Pts paint missed (2 Out)



## PLAY BY PLAY

文字比分播报

CAN 61 vs 32 NED

Attendance: 12000

Game Time	CAN - Canada	Score	Lead	NED - Netherlands
04:58	4 KREMPIEN J Defensive Rebound			
04:46	9 BENOIT C 2-Pts paint made (2 In)	24-20	+4	
04:41	14 THOMAS M Assist			
04:38				7 OOSTERBAAN R Turnover
04:38	8 FERGUSON T Player IN <<----			
04:38	7 OUELLET C Player OUT ---->>			
04:38				Time out
04:30	14 THOMAS M 2-Pts missed (2 out)			
04:28				8 PIETERSE F Defensive Rebound
04:12				7 OOSTERBAAN R 2 Pts paint missed (2 Out)
04:10				11 KORVER C Offensive Rebound
04:10		24-22	+2	11 KORVER C 2-Pts paint made (2 In)
03:45	14 THOMAS M 2-Pts missed (2 out)			
03:44	9 BENOIT C Offensive Rebound			
03:35	14 THOMAS M 2-Pts missed (2 out)			
03:34				8 PIETERSE F Defensive Rebound
03:32	9 BENOIT C Personal foul			
03:32				14 VERSLOOT C Foul On
03:32	13 RADKE L Player IN <<----			
03:32	14 THOMAS M Player OUT ---->>			
03:22				14 VERSLOOT C 2 Pts paint missed (2 Out)
03:20	13 RADKE L Defensive Rebound			
02:56	8 FERGUSON T 2-Pts made (2 In)	26-22	+4	
02:54				14 VERSLOOT C Turnover
02:49	8 FERGUSON T Turnover			
02:40				7 OOSTERBAAN R Offensive foul
02:40				7 OOSTERBAAN R Turnover
02:40	9 BENOIT C Foul On			
02:40	9 BENOIT C Steal			
02:22	9 BENOIT C 2 Pts paint missed (2 Out)			
02:19				9 GARNIER P Defensive Rebound
02:01	8 FERGUSON T Steal			
02:01				8 PIETERSE F Turnover
02:01	8 FERGUSON T Foul On			
02:01				9 GARNIER P Personal foul
02:01				4 HUITZING I Player IN <<----
02:01				5 BOEKHOORN P Player IN <<----
02:01				6 VISSER J Player IN <<----
02:01				7 OOSTERBAAN R Player OUT ---->>
02:01				8 PIETERSE F Player OUT ---->>
02:01				11 KORVER C Player OUT ---->>
02:01	8 FERGUSON T Free Throw missed (1 Out)			





## PLAY BY PLAY

文字比分播报

CAN 61 vs 32 NED

Attendance: 12000

Game Time	CAN - Canada	Score	Lead	NED - Netherlands
02:01	8 FERGUSON T Free Throw made (1 In)	27-22	+5	
01:33				14 VERSLOOT C 2-Pts missed (2 out)
01:32	13 RADKE L Defensive Rebound			
01:18	9 BENOIT C 2-Pts paint made (2 In)	29-22	+7	
01:17	8 FERGUSON T Assist			
00:43				4 HUITZING I 3-Pts missed (3 Out)
00:43	Defensive Rebound			
00:15	9 BENOIT C 2-Pts made (2 In)	31-22	+9	
00:01				6 VISSER J Turnover
00:01	13 RADKE L Steal			

## THIRD QUARTER

### Quarter Starters:

**CAN** 4 KREMPIEN J      8 FERGUSON T      9 BENOIT C      11 PETTINICCHI S      13 RADKE L  
**NED** 11 KORVER C      14 VERSLOOT C      13 VAN BERGEN B      4 HUITZING I      7 OOSTERBAAN R

Game Time	CAN - Canada	Score	Lead	NED - Netherlands
10:00				15 van OOSTROM E Player IN <<-----
10:00				15 van OOSTROM E Player OUT ----->>
10:00	4 KREMPIEN J Player IN <<-----			
10:00	8 FERGUSON T Player IN <<-----			
10:00	9 BENOIT C Player IN <<-----			
10:00	11 PETTINICCHI S Player IN <<-----			
10:00	13 RADKE L Player IN <<-----			
10:00				11 KORVER C Player IN <<-----
10:00				14 VERSLOOT C Player IN <<-----
10:00				13 VAN BERGEN B Player IN <<-----
10:00				4 HUITZING I Player IN <<-----
10:00				7 OOSTERBAAN R Player IN <<-----
09:49				Tap off situation, throw-in
09:44		31-24	+7	4 HUITZING I 2-Pts paint made (2 In)
09:28	11 PETTINICCHI S 2-Pts made (2 In)	33-24	+9	
09:05				14 VERSLOOT C 2 Pts paint missed (2 Out)
09:03	11 PETTINICCHI S Defensive Rebound			
08:58	9 BENOIT C Foul On			
08:58				14 VERSLOOT C Personal foul
08:46	8 FERGUSON T 2-Pts made (2 In)	35-24	+11	
08:26				13 VAN BERGEN B Turnover
08:26	9 BENOIT C Steal			
08:19	8 FERGUSON T 2 Pts paint missed (2 Out)			
08:17	9 BENOIT C Offensive Rebound			
07:56	8 FERGUSON T 2-Pts missed (2 out)			
07:54				4 HUITZING I Defensive Rebound



## PLAY BY PLAY

文字比分播报

CAN 61 vs 32 NED

Attendance: 12000

Game Time	CAN - Canada	Score	Lead	NED - Netherlands
07:46				7 OOSTERBAAN R 2 Pts paint missed (2 Out)
07:46				Offensive Rebound
07:38				4 HUITZING I 2-Pts missed (2 out)
07:36	8 FERGUSON T Defensive Rebound			
07:27	8 FERGUSON T 2-Pts paint made (2 In)	37-24	+13	
07:08	13 RADKE L Personal foul			
07:08				11 KORVER C Foul On
07:08				11 KORVER C Free Throw missed (1 Out)
07:07		37-25	+12	11 KORVER C Free Throw made (1 In)
06:52	13 RADKE L Foul On			
06:52				7 OOSTERBAAN R Personal foul
06:52	13 RADKE L Free Throw missed (1 Out)			
06:52	13 RADKE L Free Throw missed (1 Out)			
06:49				14 VERSLOOT C Defensive Rebound
06:22				11 KORVER C 3-Pts missed (3 Out)
06:19				14 VERSLOOT C Offensive Rebound
06:07				7 OOSTERBAAN R Turnover
06:07	9 BENOIT C Steal			
05:44	11 PETTINICCHI S 3-Pts made (3 In)	40-25	+15	
05:22				14 VERSLOOT C 2 Pts paint missed (2 Out)
05:20				7 OOSTERBAAN R Offensive Rebound
05:02				11 KORVER C 2-Pts missed (2 out)
05:00	13 RADKE L Defensive Rebound			
04:56	9 BENOIT C 2 Pts paint missed (2 Out)			
04:54				14 VERSLOOT C Defensive Rebound
04:45				14 VERSLOOT C Turnover
04:45	7 QUELLET C Player IN <<----			
04:45				Time out
04:45	9 BENOIT C Player OUT ---->>			
04:45				6 VISSER J Player IN <<----
04:45				13 VAN BERGEN B Player OUT ---->>
04:45				14 VERSLOOT C Player OUT ---->>
04:45				15 van OOSTROM E Player IN <<----
04:35	11 PETTINICCHI S 2-Pts made (2 In)	42-25	+17	
04:05	8 FERGUSON T 2 Pts paint missed (2 Out)			
04:03				15 van OOSTROM E Defensive Rebound
03:38				4 HUITZING I 3-Pts missed (3 Out)
03:37	11 PETTINICCHI S Defensive Rebound			
03:30	11 PETTINICCHI S 2-Pts paint made (2 In)	44-25	+19	
03:30				7 OOSTERBAAN R Personal foul
03:30	11 PETTINICCHI S Foul On			
03:30	6 OHAMA K Player IN <<----			



## PLAY BY PLAY

文字比分播报

CAN 61 vs 32 NED

Attendance: 12000

Game Time	CAN - Canada	Score	Lead	NED - Netherlands
03:30	8 FERGUSON T Player OUT ---->>			
03:27	11 PETTINICCHI S Free Throw made (1 In)	45-25	+20	
03:10				4 HUITZING I 2-Pts missed (2 out)
03:07	11 PETTINICCHI S Defensive Rebound			
02:58	13 RADKE L 2-Pts paint made (2 In)	47-25	+22	
02:53	11 PETTINICCHI S Assist			
02:45				11 KORVER C 2-Pts missed (2 out)
02:45	Defensive Rebound			
02:45				13 VAN BERGEN B Player IN <<-----
02:45				14 VERSLOOT C Player IN <<-----
02:45				4 HUITZING I Player OUT ---->>
02:45				7 OOSTERBAAN R Player OUT ---->>
02:27	6 OHAMA K 2 Pts paint missed (2 Out)			
02:23				11 KORVER C Blocked Shot
02:09				11 KORVER C Defensive Rebound
02:01				15 van OOSTROM E 2-Pts missed (2 out)
01:59	13 RADKE L Defensive Rebound			
01:44	11 PETTINICCHI S 2-Pts made (2 In)	49-25	+24	
01:30	11 PETTINICCHI S Personal foul			
01:30				14 VERSLOOT C Foul On
01:30		49-26	+23	14 VERSLOOT C Free Throw made (1 In)
01:27				14 VERSLOOT C Free Throw missed (1 Out)
01:18				14 VERSLOOT C Offensive Rebound
01:18				14 VERSLOOT C Turnover
01:04	13 RADKE L Turnover			
00:42				14 VERSLOOT C 2-Pts missed (2 out)
00:39	7 QUELLET C Defensive Rebound			
00:20	11 PETTINICCHI S 2-Pts missed (2 out)			
00:17				6 VISSER J Defensive Rebound
00:09				15 van OOSTROM E Turnover
00:00	7 QUELLET C 3-Pts missed (3 Out)			

## FOURTH QUARTER

### Quarter Starters:

CAN

NED 7 OOSTERBAAN R

13 VAN BERGEN B

Game Time	CAN - Canada	Score	Lead	NED - Netherlands
10:00				11 KORVER C Player IN <<-----
10:00				15 van OOSTROM E Player IN <<-----
10:00				13 VAN BERGEN B Player IN <<-----
10:00				6 VISSER J Player IN <<-----
10:00	10 HARNOCK K Player IN <<-----			



## PLAY BY PLAY

文字比分播报

CAN 61 vs 32 NED

Attendance: 12000

Game Time	CAN - Canada	Score	Lead	NED - Netherlands
10:00	6 OHAMA K Player IN <<----			
10:00	15 FESER T Player IN <<----			
10:00	11 PETTINICCHI S Player IN <<----			
08:41				15 van OOSTROM E 3-Pts missed (3 Out)
08:34	6 OHAMA K 2-Pts made (2 In)	51-26	+25	
08:34	10 HARNOCK K Tap off situation, throw-in			
08:34				6 VISSER J 2-Pts missed (2 out)
08:34	15 FESER T Defensive Rebound			
08:34	10 HARNOCK K Assist			
08:25	6 OHAMA K 2-Pts missed (2 out)			
08:21				15 van OOSTROM E Defensive Rebound
08:09				15 van OOSTROM E Foul On
08:09	6 OHAMA K Personal foul			
08:09	11 PETTINICCHI S Player OUT ---->>			
08:09	12 FRANKS L Player IN <<----			
08:09	8 FERGUSON T Player IN <<----			
08:09				15 van OOSTROM E Player OUT ---->>
08:09				9 GARNIER P Player IN <<----
08:09				14 VERSLOOT C Player IN <<----
08:09				6 VISSER J Player OUT ---->>
08:09				5 BOEKHOORN P Player IN <<----
08:09				9 GARNIER P Player OUT ---->>
08:09				8 PIETERSE F Player IN <<----
07:53				14 VERSLOOT C Steal
07:53	10 HARNOCK K Turnover			
07:44	8 FERGUSON T 2 Pts paint missed (2 Out)			
07:37				9 GARNIER P Defensive Rebound
07:34				8 PIETERSE F Player OUT ---->>
07:34				9 GARNIER P Player IN <<----
07:33				14 VERSLOOT C 2-Pts missed (2 out)
07:33	15 FESER T Defensive Rebound			
07:17	12 FRANKS L 2-Pts paint made (2 In)	53-26	+27	
07:16	10 HARNOCK K Assist			
06:59				14 VERSLOOT C Turnover
06:59	15 FESER T Steal			
06:42	10 HARNOCK K 2-Pts missed (2 out)			
06:35				8 PIETERSE F Defensive Rebound
06:25				8 PIETERSE F 2 Pts paint missed (2 Out)
06:24	6 OHAMA K Defensive Rebound			
06:10				8 PIETERSE F Player IN <<----
06:05	15 FESER T 2 Pts paint missed (2 Out)			
06:03	15 FESER T Offensive Rebound			



## PLAY BY PLAY

文字比分播报

CAN 61 vs 32 NED

Attendance: 12000

Game Time	CAN - Canada	Score	Lead	NED - Netherlands
06:03	15 FESER T 2 Pts paint missed (2 Out)			
06:01	15 FESER T Offensive Rebound			
06:01	15 FESER T 2 Pts paint missed (2 Out)			
05:59				9 GARNIER P Defensive Rebound
05:52		53-28	+25	9 GARNIER P 2-Pts paint made (2 In)
05:52				9 GARNIER P Foul On
05:52	6 OHAMA K Personal foul			
05:52	9 BENOIT C Player IN <<----			
05:52	8 FERGUSON T Player OUT ---->>			
05:52				13 VAN BERGEN B Player OUT ---->>
05:46				9 GARNIER P Free Throw missed (1 Out)
05:44				14 VERSLOOT C Offensive Rebound
05:44		53-30	+23	14 VERSLOOT C 2-Pts paint made (2 In)
05:28	12 FRANKS L Offensive foul			
05:28	12 FRANKS L Turnover			
05:28				8 PIETERSE F Foul On
05:28				8 PIETERSE F Steal
05:09				9 GARNIER P 2-Pts missed (2 out)
05:07	15 FESER T Defensive Rebound			
05:00	15 FESER T 2-Pts paint made (2 In)	55-30	+25	
05:00	15 FESER T Foul On			
05:00				5 BOEKHOORN P Personal foul
05:00				7 OOSTERBAAN R Player IN <<----
05:00				13 VAN BERGEN B Player IN <<----
05:00				11 KORVER C Player OUT ---->>
05:00				5 BOEKHOORN P Player OUT ---->>
05:00	15 FESER T Free Throw missed (1 Out)			
04:54	15 FESER T Offensive Rebound			
04:54	15 FESER T 2-Pts paint made (2 In)	57-30	+27	
04:41				4 HUITZING I Player IN <<----
04:41				12 BRAAM S Player IN <<----
04:41				8 PIETERSE F Player OUT ---->>
04:41				14 VERSLOOT C Player OUT ---->>
04:24				13 VAN BERGEN B Turnover
04:13	10 HARNOCK K 2-Pts paint made (2 In)	59-30	+29	
03:50				9 GARNIER P 2-Pts missed (2 out)
03:45				13 VAN BERGEN B Offensive Rebound
03:45				13 VAN BERGEN B 2 Pts paint missed (2 Out)
03:43				7 OOSTERBAAN R Offensive Rebound
03:33				12 BRAAM S 2-Pts missed (2 out)
03:32	15 FESER T Defensive Rebound			
03:19	6 OHAMA K 2-Pts paint made (2 In)	61-30	+31	



## PLAY BY PLAY

文字比分播报

CAN 61 vs 32 NED

Attendance: 12000

Game Time	CAN - Canada	Score	Lead	NED - Netherlands
03:01				13 VAN BERGEN B Offensive foul
03:01				13 VAN BERGEN B Turnover
03:01				Time out
03:01	10 HARNOCK K Foul On			
03:01	10 HARNOCK K Steal			
03:01	4 KREMPIEN J Player IN <<-----			
03:01	11 PETTINICCHI S Player IN <<-----			
03:01	13 RADKE L Player IN <<-----			
03:01	15 FESER T Player OUT ---->>			
03:01	12 FRANKS L Player OUT ---->>			
03:01	10 HARNOCK K Player OUT ---->>			
02:46	6 OHAMA K 2 Pts paint missed (2 Out)			
02:40				4 HUITZING I Defensive Rebound
02:26	13 RADKE L Steal			
02:26				13 VAN BERGEN B Turnover
02:21	6 OHAMA K Foul On			
02:21				4 HUITZING I Personal foul
02:14	4 KREMPIEN J 3-Pts missed (3 Out)			
02:11				4 HUITZING I Defensive Rebound
01:53				7 OOSTERBAAN R 2-Pts missed (2 out)
01:50				13 VAN BERGEN B Offensive Rebound
01:39				9 GARNIER P 2-Pts missed (2 out)
01:39				Offensive Rebound
01:29				7 OOSTERBAAN R 2 Pts paint missed (2 Out)
01:27				7 OOSTERBAAN R Offensive Rebound
01:15				9 GARNIER P 2-Pts missed (2 out)
01:12	11 PETTINICCHI S Defensive Rebound			
01:07	9 BENOIT C Turnover			
01:07				10 RAMAEKERS B Player IN <<-----
01:07				9 GARNIER P Player OUT ---->>
00:43				7 OOSTERBAAN R 2-Pts missed (2 out)
00:42	6 OHAMA K Defensive Rebound			
00:32	11 PETTINICCHI S Turnover			
00:32				13 VAN BERGEN B Steal
00:24	13 RADKE L Personal foul			
00:24				12 BRAAM S Foul On
00:19		61-32	+29	4 HUITZING I 2-Pts made (2 In)
00:05				4 HUITZING I Personal foul
00:05	9 BENOIT C Foul On			
00:01	4 KREMPIEN J 3-Pts missed (3 Out)			
00:00				Defensive Rebound



## PLAY BY PLAY

文字比分播报

CAN 61 vs 32 NED

Attendance: 12000

Scoring by 5 min intervals:		Q1		Q2		Q3		Q4	
CAN		9	15	22	31	40	49	55	61
NED		6	14	20	22	25	26	30	32

### FIRST QUARTER

#### Quarter Starters:

**CAN** 4 KREMPIEN J      7 OUELLET C      9 BENOIT C      11 PETTINICCHI S      13 RADKE L  
**NED** 4 HUITZING I      6 VISSER J      7 OOSTERBAAN R      11 KORVER C      15 van OOSTROM E

Game Time	CAN - Canada	Score	Lead	NED - Netherlands
10:00	4 KREMPIEN J Player IN <<<<<<			
10:00	7 OUELLET C Player IN <<<<<<			
10:00	9 BENOIT C Player IN <<<<<<			
10:00	11 PETTINICCHI S Player IN <<<<<<			
10:00	13 RADKE L Player IN <<<<<<			
10:00				4 HUITZING I Player IN <<<<<<
10:00				6 VISSER J Player IN <<<<<<
10:00				7 OOSTERBAAN R Player IN <<<<<<
10:00				11 KORVER C Player IN <<<<<<
10:00				15 van OOSTROM E Player IN <<<<<<
10:00	13 RADKE L Tap off lost			15 van OOSTROM E Tap off won
09:37				11 KORVER C 2-Pts missed (2 out)
09:35	9 BENOIT C Defensive Rebound			
09:16	9 BENOIT C 2-Pts missed (2 out)			
09:09				6 VISSER J Defensive Rebound
08:59				6 VISSER J 2 Pts paint missed (2 Out)
08:56	13 RADKE L Defensive Rebound			
08:55				4 HUITZING I Personal foul
08:55	13 RADKE L Foul On			
08:51	9 BENOIT C 2-Pts missed (2 out)			
08:48	13 RADKE L Offensive Rebound			
08:40	7 OUELLET C Foul On			
08:40				11 KORVER C Personal foul
08:40	7 OUELLET C Free Throw missed (1 Out)			
08:40	7 OUELLET C Free Throw made (1 In)	1-0	+1	
08:10		1-2	-1	7 OOSTERBAAN R 2-Pts made (2 In)
07:46	11 PETTINICCHI S 2-Pts paint made (2 In)	3-2	+1	
07:33	11 PETTINICCHI S Personal foul			
07:33				15 van OOSTROM E Foul On
07:33		3-3	0	15 van OOSTROM E Free Throw made (1 In)
07:33		3-4	-1	15 van OOSTROM E Free Throw made (1 In)
07:28	9 BENOIT C 2-Pts paint made (2 In)	5-4	+1	
07:28	9 BENOIT C Foul On			
07:28				15 van OOSTROM E Personal foul



## PLAY BY PLAY

文字比分播报

CAN 61 vs 32 NED

Attendance: 12000

Game Time	CAN - Canada	Score	Lead	NED - Netherlands
07:28	9 BENOIT C Free Throw missed (1 Out)			
07:24				4 HUITZING I Defensive Rebound
07:06				15 van OOSTROM E 2 Pts paint missed (2 Out)
07:04	11 PETTINICCHI S Defensive Rebound			
06:52	13 RADKE L 2 Pts paint missed (2 Out)			
06:51				6 VISSER J Defensive Rebound
06:39		5-6	-1	7 OOSTERBAAN R 2-Pts paint made (2 In)
06:24	7 QUELLET C 2 Pts paint missed (2 Out)			
06:24	Offensive Rebound			
06:14	7 QUELLET C 2-Pts paint made (2 In)	7-6	+1	
06:12	13 RADKE L Assist			
05:57				6 VISSER J 2 Pts paint missed (2 Out)
05:53				7 OOSTERBAAN R Offensive Rebound
05:52	11 PETTINICCHI S Personal foul			
05:52				15 van OOSTROM E Foul On
05:52	5 McLACHLAN J Player IN <<----			
05:52	8 FERGUSON T Player IN <<----			
05:52	12 FRANKS L Player IN <<----			
05:52	11 PETTINICCHI S Player OUT ---->>			
05:52	7 QUELLET C Player OUT ---->>			
05:52	9 BENOIT C Player OUT ---->>			
05:46				15 van OOSTROM E 2-Pts missed (2 out)
05:43	5 McLACHLAN J Defensive Rebound			
05:28	8 FERGUSON T 2-Pts missed (2 out)			
05:26				7 OOSTERBAAN R Defensive Rebound
05:17	5 McLACHLAN J Personal foul			
05:17				15 van OOSTROM E Foul On
05:17				15 van OOSTROM E Free Throw missed (1 Out)
05:17				15 van OOSTROM E Free Throw missed (1 Out)
05:16	13 RADKE L Defensive Rebound			
05:00	8 FERGUSON T 2-Pts paint made (2 In)	9-6	+3	
04:38				15 van OOSTROM E 2 Pts paint missed (2 Out)
04:38				15 van OOSTROM E Offensive Rebound
04:38				15 van OOSTROM E 2 Pts paint missed (2 Out)
04:38	5 McLACHLAN J Defensive Rebound			
04:38	8 FERGUSON T Fast Break			
04:38	8 FERGUSON T 2-Pts paint made (2 In)	11-6	+5	
04:38				Time out
04:38				9 GARNIER P Player IN <<----
04:38				15 van OOSTROM E Player OUT ---->>
04:12		11-8	+3	4 HUITZING I 2-Pts made (2 In)
03:47	8 FERGUSON T 2 Pts paint missed (2 Out)			





## PLAY BY PLAY

文字比分播报

CAN 61 vs 32 NED

Attendance: 12000

Game Time	CAN - Canada	Score	Lead	NED - Netherlands
03:47	5 McLACHLAN J Offensive Rebound			
03:47	5 McLACHLAN J 2-Pts paint made (2 In)	13-8	+5	
03:32		13-10	+3	4 HUITZING I 2-Pts paint made (2 In)
03:09	13 RADKE L 2-Pts paint made (2 In)	15-10	+5	
02:37				6 VISSER J 2 Pts paint missed (2 Out)
02:37	5 McLACHLAN J Defensive Rebound			
02:37	8 FERGUSON T Offensive foul			
02:37	8 FERGUSON T Turnover			
02:37				11 KORVER C Steal
02:37				11 KORVER C Foul On
02:37				6 VISSER J Player OUT ---->>
02:37				5 BOEKHOORN P Player IN <<----
02:24	13 RADKE L Defensive Rebound			
02:22				5 BOEKHOORN P 2 Pts paint missed (2 Out)
02:09	5 McLACHLAN J 2 Pts paint missed (2 Out)			
02:09				4 HUITZING I Defensive Rebound
02:09	12 FRANKS L Personal foul			
02:09				4 HUITZING I Foul On
02:09		15-11	+4	4 HUITZING I Free Throw made (1 In)
02:09		15-12	+3	4 HUITZING I Free Throw made (1 In)
01:57	13 RADKE L Turnover			
01:43				9 GARNIER P 2 Pts paint missed (2 Out)
01:43	5 McLACHLAN J Defensive Rebound			
01:28	8 FERGUSON T Turnover			
01:17				7 OOSTERBAAN R 2 Pts paint missed (2 Out)
01:14	5 McLACHLAN J Defensive Rebound			
01:10	13 RADKE L Offensive foul			
01:10	13 RADKE L Turnover			
01:10				4 HUITZING I Foul On
01:10				4 HUITZING I Steal
01:10	15 FESER T Player IN <<----			
01:10	13 RADKE L Player OUT ---->>			
00:53				9 GARNIER P 2 Pts paint missed (2 Out)
00:52	12 FRANKS L Defensive Rebound			
00:46	12 FRANKS L Turnover			
00:46				9 GARNIER P Steal
00:41				4 HUITZING I Foul On
00:41	15 FESER T Personal foul			
00:41	14 THOMAS M Player IN <<----			
00:41				15 van OOSTROM E Player IN <<-----
00:41				9 GARNIER P Player OUT ---->>
00:41	5 McLACHLAN J Player OUT ---->>			



## PLAY BY PLAY

文字比分播报

CAN 61 vs 32 NED

Attendance: 12000

Game Time	CAN - Canada	Score	Lead	NED - Netherlands
00:41		15-13	+2	4 HUITZING I Free Throw made (1 In)
00:41		15-14	+1	4 HUITZING I Free Throw made (1 In)
00:33	8 FERGUSON T Foul On			
00:33				4 HUITZING I Personal foul
00:33	8 FERGUSON T Free Throw missed (1 Out)			
00:33	8 FERGUSON T Free Throw missed (1 Out)			
00:30				4 HUITZING I Defensive Rebound
00:09				11 KORVER C 2-Pts missed (2 out)
00:06	8 FERGUSON T Defensive Rebound			
00:00	8 FERGUSON T Turnover			

## SECOND QUARTER

### Quarter Starters:

CAN 11 PETTINICCHI S      14 THOMAS M      7 OUELLET C      9 BENOIT C      4 KREMPIEN J  
NED 4 HUITZING I      5 BOEKHOORN P      7 OOSTERBAAN R      11 KORVER C      15 van OOSTROM E

Game Time	CAN - Canada	Score	Lead	NED - Netherlands
10:00	11 PETTINICCHI S Player IN <<----			
10:00	14 THOMAS M Player IN <<----			
10:00	7 OUELLET C Player IN <<----			
10:00	9 BENOIT C Player IN <<----			
10:00	4 KREMPIEN J Player IN <<----			
10:00				4 HUITZING I Player IN <<----
10:00				5 BOEKHOORN P Player IN <<----
10:00				7 OOSTERBAAN R Player IN <<----
10:00				11 KORVER C Player IN <<----
10:00				15 van OOSTROM E Player IN <<----
00:00	Tap off situation, throw-in			
09:48	9 BENOIT C 2 Pts paint missed (2 Out)			
09:45				11 KORVER C Defensive Rebound
09:26		15-16	-1	7 OOSTERBAAN R 2-Pts paint made (2 In)
09:23				15 van OOSTROM E Assist
09:18	14 THOMAS M 2 Pts paint missed (2 Out)			
09:16				4 HUITZING I Defensive Rebound
09:08	4 KREMPIEN J Personal foul			
09:08				15 van OOSTROM E Foul On
09:08				14 VERSLOOT C Player IN <<----
09:08				13 VAN BERGEN B Player IN <<----
09:08				5 BOEKHOORN P Player OUT ---->>
09:08				4 HUITZING I Player OUT ---->>
08:52				15 van OOSTROM E 2 Pts paint missed (2 Out)
08:51	14 THOMAS M Defensive Rebound			
08:43	11 PETTINICCHI S Foul On			



## PLAY BY PLAY

文字比分播报

CAN 61 vs 32 NED

Attendance: 12000

Game Time	CAN - Canada	Score	Lead	NED - Netherlands
08:43				13 VAN BERGEN B Personal foul
08:32	9 BENOIT C 2-Pts missed (2 out)			
08:32	9 BENOIT C Offensive Rebound			
08:20	4 KREMPIEN J 2 Pts paint missed (2 Out)			
08:18				13 VAN BERGEN B Defensive Rebound
08:11				13 VAN BERGEN B Offensive foul
08:11				13 VAN BERGEN B Turnover
08:11	7 QUELLET C Foul On			
08:11	7 QUELLET C Steal			
08:11	7 QUELLET C Turnover			
07:54		15-18	-3	13 VAN BERGEN B 2-Pts paint made (2 In)
07:49				7 OOSTERBAAN R Assist
07:36	9 BENOIT C 2-Pts paint made (2 In)	17-18	-1	
07:36	9 BENOIT C Foul On			
07:36				7 OOSTERBAAN R Personal foul
07:36	9 BENOIT C Free Throw made (1 In)	18-18	0	
07:20	7 QUELLET C Personal foul			
07:20				7 OOSTERBAAN R Foul On
07:08				15 van OOSTROM E 2-Pts missed (2 out)
07:07	11 PETTINICCHI S Defensive Rebound			
06:54	7 QUELLET C Turnover			
06:54				13 VAN BERGEN B Steal
06:37		18-20	-2	13 VAN BERGEN B 2-Pts paint made (2 In)
06:35				14 VERSLOOT C Assist
06:09	14 THOMAS M 2-Pts made (2 In)	20-20	0	
05:50				13 VAN BERGEN B Offensive foul
05:50				13 VAN BERGEN B Turnover
05:50	14 THOMAS M Foul On			
05:50	14 THOMAS M Steal			
05:48				9 GARNIER P Player IN <<----
05:48				8 PIETERSE F Player IN <<----
05:48				15 van OOSTROM E Player OUT ---->>
05:48				13 VAN BERGEN B Player OUT ---->>
05:38				11 KORVER C Personal foul
05:38	9 BENOIT C Foul On			
05:38	9 BENOIT C Free Throw made (1 In)	21-20	+1	
05:38	9 BENOIT C Free Throw made (1 In)	22-20	+2	
05:19				9 GARNIER P 2 Pts paint missed (2 Out)
05:18	8 FERGUSON T Defensive Rebound			
05:08				9 GARNIER P Steal
05:08	11 PETTINICCHI S Turnover			
05:01				11 KORVER C 2 Pts paint missed (2 Out)



## PLAY BY PLAY

文字比分播报

CAN 61 vs 32 NED

Attendance: 12000

Game Time	CAN - Canada	Score	Lead	NED - Netherlands
04:58	4 KREMPIEN J Defensive Rebound			
04:46	9 BENOIT C 2-Pts paint made (2 In)	24-20	+4	
04:41	14 THOMAS M Assist			
04:38				7 OOSTERBAAN R Turnover
04:38	8 FERGUSON T Player IN <<----			
04:38	7 OUELLET C Player OUT ---->>			
04:38				Time out
04:30	14 THOMAS M 2-Pts missed (2 out)			
04:28				8 PIETERSE F Defensive Rebound
04:12				7 OOSTERBAAN R 2 Pts paint missed (2 Out)
04:10				11 KORVER C Offensive Rebound
04:10		24-22	+2	11 KORVER C 2-Pts paint made (2 In)
03:45	14 THOMAS M 2-Pts missed (2 out)			
03:44	9 BENOIT C Offensive Rebound			
03:35	14 THOMAS M 2-Pts missed (2 out)			
03:34				8 PIETERSE F Defensive Rebound
03:32	9 BENOIT C Personal foul			
03:32				14 VERSLOOT C Foul On
03:32	13 RADKE L Player IN <<----			
03:32	14 THOMAS M Player OUT ---->>			
03:22				14 VERSLOOT C 2 Pts paint missed (2 Out)
03:20	13 RADKE L Defensive Rebound			
02:56	8 FERGUSON T 2-Pts made (2 In)	26-22	+4	
02:54				14 VERSLOOT C Turnover
02:49	8 FERGUSON T Turnover			
02:40				7 OOSTERBAAN R Offensive foul
02:40				7 OOSTERBAAN R Turnover
02:40	9 BENOIT C Foul On			
02:40	9 BENOIT C Steal			
02:22	9 BENOIT C 2 Pts paint missed (2 Out)			
02:19				9 GARNIER P Defensive Rebound
02:01	8 FERGUSON T Steal			
02:01				8 PIETERSE F Turnover
02:01	8 FERGUSON T Foul On			
02:01				9 GARNIER P Personal foul
02:01				4 HUITZING I Player IN <<----
02:01				5 BOEKHOORN P Player IN <<----
02:01				6 VISSER J Player IN <<----
02:01				7 OOSTERBAAN R Player OUT ---->>
02:01				8 PIETERSE F Player OUT ---->>
02:01				11 KORVER C Player OUT ---->>
02:01	8 FERGUSON T Free Throw missed (1 Out)			



## PLAY BY PLAY

文字比分播报

CAN 61 vs 32 NED

Attendance: 12000

Game Time	CAN - Canada	Score	Lead	NED - Netherlands
02:01	8 FERGUSON T Free Throw made (1 In)	27-22	+5	
01:33				14 VERSLOOT C 2-Pts missed (2 out)
01:32	13 RADKE L Defensive Rebound			
01:18	9 BENOIT C 2-Pts paint made (2 In)	29-22	+7	
01:17	8 FERGUSON T Assist			
00:43				4 HUITZING I 3-Pts missed (3 Out)
00:43	Defensive Rebound			
00:15	9 BENOIT C 2-Pts made (2 In)	31-22	+9	
00:01				6 VISSER J Turnover
00:01	13 RADKE L Steal			

## THIRD QUARTER

### Quarter Starters:

**CAN** 4 KREMPIEN J      8 FERGUSON T      9 BENOIT C      11 PETTINICCHI S      13 RADKE L  
**NED** 11 KORVER C      14 VERSLOOT C      13 VAN BERGEN B      4 HUITZING I      7 OOSTERBAAN R

Game Time	CAN - Canada	Score	Lead	NED - Netherlands
10:00				15 van OOSTROM E Player IN <<-----
10:00				15 van OOSTROM E Player OUT ----->>
10:00	4 KREMPIEN J Player IN <<-----			
10:00	8 FERGUSON T Player IN <<-----			
10:00	9 BENOIT C Player IN <<-----			
10:00	11 PETTINICCHI S Player IN <<-----			
10:00	13 RADKE L Player IN <<-----			
10:00				11 KORVER C Player IN <<-----
10:00				14 VERSLOOT C Player IN <<-----
10:00				13 VAN BERGEN B Player IN <<-----
10:00				4 HUITZING I Player IN <<-----
10:00				7 OOSTERBAAN R Player IN <<-----
09:49				Tap off situation, throw-in
09:44		31-24	+7	4 HUITZING I 2-Pts paint made (2 In)
09:28	11 PETTINICCHI S 2-Pts made (2 In)	33-24	+9	
09:05				14 VERSLOOT C 2 Pts paint missed (2 Out)
09:03	11 PETTINICCHI S Defensive Rebound			
08:58	9 BENOIT C Foul On			
08:58				14 VERSLOOT C Personal foul
08:46	8 FERGUSON T 2-Pts made (2 In)	35-24	+11	
08:26				13 VAN BERGEN B Turnover
08:26	9 BENOIT C Steal			
08:19	8 FERGUSON T 2 Pts paint missed (2 Out)			
08:17	9 BENOIT C Offensive Rebound			
07:56	8 FERGUSON T 2-Pts missed (2 out)			
07:54				4 HUITZING I Defensive Rebound



## PLAY BY PLAY

文字比分播报

CAN 61 vs 32 NED

Attendance: 12000

Game Time	CAN - Canada	Score	Lead	NED - Netherlands
07:46				7 OOSTERBAAN R 2 Pts paint missed (2 Out)
07:46				Offensive Rebound
07:38				4 HUITZING I 2-Pts missed (2 out)
07:36	8 FERGUSON T Defensive Rebound			
07:27	8 FERGUSON T 2-Pts paint made (2 In)	37-24	+13	
07:08	13 RADKE L Personal foul			
07:08				11 KORVER C Foul On
07:08				11 KORVER C Free Throw missed (1 Out)
07:07		37-25	+12	11 KORVER C Free Throw made (1 In)
06:52	13 RADKE L Foul On			
06:52				7 OOSTERBAAN R Personal foul
06:52	13 RADKE L Free Throw missed (1 Out)			
06:52	13 RADKE L Free Throw missed (1 Out)			
06:49				14 VERSLOOT C Defensive Rebound
06:22				11 KORVER C 3-Pts missed (3 Out)
06:19				14 VERSLOOT C Offensive Rebound
06:07				7 OOSTERBAAN R Turnover
06:07	9 BENOIT C Steal			
05:44	11 PETTINICCHI S 3-Pts made (3 In)	40-25	+15	
05:22				14 VERSLOOT C 2 Pts paint missed (2 Out)
05:20				7 OOSTERBAAN R Offensive Rebound
05:02				11 KORVER C 2-Pts missed (2 out)
05:00	13 RADKE L Defensive Rebound			
04:56	9 BENOIT C 2 Pts paint missed (2 Out)			
04:54				14 VERSLOOT C Defensive Rebound
04:45				14 VERSLOOT C Turnover
04:45	7 QUELLET C Player IN <<----			
04:45				Time out
04:45	9 BENOIT C Player OUT ---->>			
04:45				6 VISSER J Player IN <<----
04:45				13 VAN BERGEN B Player OUT ---->>
04:45				14 VERSLOOT C Player OUT ---->>
04:45				15 van OOSTROM E Player IN <<----
04:35	11 PETTINICCHI S 2-Pts made (2 In)	42-25	+17	
04:05	8 FERGUSON T 2 Pts paint missed (2 Out)			
04:03				15 van OOSTROM E Defensive Rebound
03:38				4 HUITZING I 3-Pts missed (3 Out)
03:37	11 PETTINICCHI S Defensive Rebound			
03:30	11 PETTINICCHI S 2-Pts paint made (2 In)	44-25	+19	
03:30				7 OOSTERBAAN R Personal foul
03:30	11 PETTINICCHI S Foul On			
03:30	6 OHAMA K Player IN <<----			



## PLAY BY PLAY

文字比分播报

CAN 61 vs 32 NED

Attendance: 12000

Game Time	CAN - Canada	Score	Lead	NED - Netherlands
03:30	8 FERGUSON T Player OUT ---->>			
03:27	11 PETTINICCHI S Free Throw made (1 In)	45-25	+20	
03:10				4 HUITZING I 2-Pts missed (2 out)
03:07	11 PETTINICCHI S Defensive Rebound			
02:58	13 RADKE L 2-Pts paint made (2 In)	47-25	+22	
02:53	11 PETTINICCHI S Assist			
02:45				11 KORVER C 2-Pts missed (2 out)
02:45	Defensive Rebound			
02:45				13 VAN BERGEN B Player IN <<-----
02:45				14 VERSLOOT C Player IN <<-----
02:45				4 HUITZING I Player OUT ---->>
02:45				7 OOSTERBAAN R Player OUT ---->>
02:27	6 OHAMA K 2 Pts paint missed (2 Out)			
02:23				11 KORVER C Blocked Shot
02:09				11 KORVER C Defensive Rebound
02:01				15 van OOSTROM E 2-Pts missed (2 out)
01:59	13 RADKE L Defensive Rebound			
01:44	11 PETTINICCHI S 2-Pts made (2 In)	49-25	+24	
01:30	11 PETTINICCHI S Personal foul			
01:30				14 VERSLOOT C Foul On
01:30		49-26	+23	14 VERSLOOT C Free Throw made (1 In)
01:27				14 VERSLOOT C Free Throw missed (1 Out)
01:18				14 VERSLOOT C Offensive Rebound
01:18				14 VERSLOOT C Turnover
01:04	13 RADKE L Turnover			
00:42				14 VERSLOOT C 2-Pts missed (2 out)
00:39	7 QUELLET C Defensive Rebound			
00:20	11 PETTINICCHI S 2-Pts missed (2 out)			
00:17				6 VISSER J Defensive Rebound
00:09				15 van OOSTROM E Turnover
00:00	7 QUELLET C 3-Pts missed (3 Out)			

## FOURTH QUARTER

### Quarter Starters:

CAN

NED 7 OOSTERBAAN R

13 VAN BERGEN B

Game Time	CAN - Canada	Score	Lead	NED - Netherlands
10:00				11 KORVER C Player IN <<-----
10:00				15 van OOSTROM E Player IN <<-----
10:00				13 VAN BERGEN B Player IN <<-----
10:00				6 VISSER J Player IN <<-----
10:00	10 HARNOCK K Player IN <<-----			



## PLAY BY PLAY

文字比分播报

CAN 61 vs 32 NED

Attendance: 12000

Game Time	CAN - Canada	Score	Lead	NED - Netherlands
10:00	6 OHAMA K Player IN <<----			
10:00	15 FESER T Player IN <<----			
10:00	11 PETTINICCHI S Player IN <<----			
08:41				15 van OOSTROM E 3-Pts missed (3 Out)
08:34	6 OHAMA K 2-Pts made (2 In)	51-26	+25	
08:34	10 HARNOCK K Tap off situation, throw-in			
08:34				6 VISSER J 2-Pts missed (2 out)
08:34	15 FESER T Defensive Rebound			
08:34	10 HARNOCK K Assist			
08:25	6 OHAMA K 2-Pts missed (2 out)			
08:21				15 van OOSTROM E Defensive Rebound
08:09				15 van OOSTROM E Foul On
08:09	6 OHAMA K Personal foul			
08:09	11 PETTINICCHI S Player OUT ---->>			
08:09	12 FRANKS L Player IN <<----			
08:09	8 FERGUSON T Player IN <<----			
08:09				15 van OOSTROM E Player OUT ---->>
08:09				9 GARNIER P Player IN <<----
08:09				14 VERSLOOT C Player IN <<----
08:09				6 VISSER J Player OUT ---->>
08:09				5 BOEKHOORN P Player IN <<----
08:09				9 GARNIER P Player OUT ---->>
08:09				8 PIETERSE F Player IN <<----
07:53				14 VERSLOOT C Steal
07:53	10 HARNOCK K Turnover			
07:44	8 FERGUSON T 2 Pts paint missed (2 Out)			
07:37				9 GARNIER P Defensive Rebound
07:34				8 PIETERSE F Player OUT ---->>
07:34				9 GARNIER P Player IN <<----
07:33				14 VERSLOOT C 2-Pts missed (2 out)
07:33	15 FESER T Defensive Rebound			
07:17	12 FRANKS L 2-Pts paint made (2 In)	53-26	+27	
07:16	10 HARNOCK K Assist			
06:59				14 VERSLOOT C Turnover
06:59	15 FESER T Steal			
06:42	10 HARNOCK K 2-Pts missed (2 out)			
06:35				8 PIETERSE F Defensive Rebound
06:25				8 PIETERSE F 2 Pts paint missed (2 Out)
06:24	6 OHAMA K Defensive Rebound			
06:10				8 PIETERSE F Player IN <<----
06:05	15 FESER T 2 Pts paint missed (2 Out)			
06:03	15 FESER T Offensive Rebound			





## PLAY BY PLAY

文字比分播报

CAN 61 vs 32 NED

Attendance: 12000

Game Time	CAN - Canada	Score	Lead	NED - Netherlands
06:03	15 FESER T 2 Pts paint missed (2 Out)			
06:01	15 FESER T Offensive Rebound			
06:01	15 FESER T 2 Pts paint missed (2 Out)			
05:59				9 GARNIER P Defensive Rebound
05:52		53-28	+25	9 GARNIER P 2-Pts paint made (2 In)
05:52				9 GARNIER P Foul On
05:52	6 OHAMA K Personal foul			
05:52	9 BENOIT C Player IN <<----			
05:52	8 FERGUSON T Player OUT ---->>			
05:52				13 VAN BERGEN B Player OUT ---->>
05:46				9 GARNIER P Free Throw missed (1 Out)
05:44				14 VERSLOOT C Offensive Rebound
05:44		53-30	+23	14 VERSLOOT C 2-Pts paint made (2 In)
05:28	12 FRANKS L Offensive foul			
05:28	12 FRANKS L Turnover			
05:28				8 PIETERSE F Foul On
05:28				8 PIETERSE F Steal
05:09				9 GARNIER P 2-Pts missed (2 out)
05:07	15 FESER T Defensive Rebound			
05:00	15 FESER T 2-Pts paint made (2 In)	55-30	+25	
05:00	15 FESER T Foul On			
05:00				5 BOEKHOORN P Personal foul
05:00				7 OOSTERBAAN R Player IN <<----
05:00				13 VAN BERGEN B Player IN <<----
05:00				11 KORVER C Player OUT ---->>
05:00				5 BOEKHOORN P Player OUT ---->>
05:00	15 FESER T Free Throw missed (1 Out)			
04:54	15 FESER T Offensive Rebound			
04:54	15 FESER T 2-Pts paint made (2 In)	57-30	+27	
04:41				4 HUITZING I Player IN <<----
04:41				12 BRAAM S Player IN <<----
04:41				8 PIETERSE F Player OUT ---->>
04:41				14 VERSLOOT C Player OUT ---->>
04:24				13 VAN BERGEN B Turnover
04:13	10 HARNOCK K 2-Pts paint made (2 In)	59-30	+29	
03:50				9 GARNIER P 2-Pts missed (2 out)
03:45				13 VAN BERGEN B Offensive Rebound
03:45				13 VAN BERGEN B 2 Pts paint missed (2 Out)
03:43				7 OOSTERBAAN R Offensive Rebound
03:33				12 BRAAM S 2-Pts missed (2 out)
03:32	15 FESER T Defensive Rebound			
03:19	6 OHAMA K 2-Pts paint made (2 In)	61-30	+31	



## PLAY BY PLAY

文字比分播报

CAN 61 vs 32 NED

Attendance: 12000

Game Time	CAN - Canada	Score	Lead	NED - Netherlands
03:01				13 VAN BERGEN B Offensive foul
03:01				13 VAN BERGEN B Turnover
03:01				Time out
03:01	10 HARNOCK K Foul On			
03:01	10 HARNOCK K Steal			
03:01	4 KREMPIEN J Player IN <<-----			
03:01	11 PETTINICCHI S Player IN <<-----			
03:01	13 RADKE L Player IN <<-----			
03:01	15 FESER T Player OUT ---->>			
03:01	12 FRANKS L Player OUT ---->>			
03:01	10 HARNOCK K Player OUT ---->>			
02:46	6 OHAMA K 2 Pts paint missed (2 Out)			
02:40				4 HUITZING I Defensive Rebound
02:26	13 RADKE L Steal			
02:26				13 VAN BERGEN B Turnover
02:21	6 OHAMA K Foul On			
02:21				4 HUITZING I Personal foul
02:14	4 KREMPIEN J 3-Pts missed (3 Out)			
02:11				4 HUITZING I Defensive Rebound
01:53				7 OOSTERBAAN R 2-Pts missed (2 out)
01:50				13 VAN BERGEN B Offensive Rebound
01:39				9 GARNIER P 2-Pts missed (2 out)
01:39				Offensive Rebound
01:29				7 OOSTERBAAN R 2 Pts paint missed (2 Out)
01:27				7 OOSTERBAAN R Offensive Rebound
01:15				9 GARNIER P 2-Pts missed (2 out)
01:12	11 PETTINICCHI S Defensive Rebound			
01:07	9 BENOIT C Turnover			
01:07				10 RAMAEKERS B Player IN <<-----
01:07				9 GARNIER P Player OUT ---->>
00:43				7 OOSTERBAAN R 2-Pts missed (2 out)
00:42	6 OHAMA K Defensive Rebound			
00:32	11 PETTINICCHI S Turnover			
00:32				13 VAN BERGEN B Steal
00:24	13 RADKE L Personal foul			
00:24				12 BRAAM S Foul On
00:19		61-32	+29	4 HUITZING I 2-Pts made (2 In)
00:05				4 HUITZING I Personal foul
00:05	9 BENOIT C Foul On			
00:01	4 KREMPIEN J 3-Pts missed (3 Out)			
00:00				Defensive Rebound



## RESULTS

比赛成绩

### CAN 31 vs 22 NED

Attendance: 12000

Referee: RADOMSKY Ziv (ISR)

Commissioner: COSSAER Dirk Lodewijk M (BEL)

Umpires: FARRUGIA Anna Valerie (FRA); SAUNDERS Charles David (RSA)

Classifier: RIBEIRO Maria Sonia (BRA)

Q1 Q2

Scoring by 5 min intervals:	CAN	9	15	22	31
	NED	6	14	20	22

#### CAN - CANADA

No.	Name	Sport Class	MIN	Field Goals		2 Points		3 Points		Free Throws		Rebounds			AS	TO	ST	BS	PF	FO	PTS		
				M/A	%	M/A	%	M/A	%	M/A	%	OR	DR	TOT									
*4	KREMPIEN Jennifer	1.0	20:00	0/1	0	0/1	0						1	1						1	0		
*7	OUELLET Cindy	3.5	09:30	1/2	50	1/2	50			1/2	50				2	1			1	2	3		
*9	BENOIT Chantal (C)	3.5	14:08	5/10	50	5/10	50			3/4	75	2	1	3			1		1	4	13		
*11	PETTINICCHI Sabrina	1.5	14:08	1/1	100	1/1	100						2	2			1		2	1	2		
*13	RADKE Lori	4.5	12:22	1/2	50	1/2	50					1	5	6	1	2	1		1	1	2		
5	McLACHLAN Janet	4.5	05:11	1/2	50	1/2	50					1	5	6					1		2		
6	OHAMA Kendra	2.5	00:00																		0		
8	FERGUSON Tracey	3.0	10:30	3/5	60	3/5	60			1/4	25		2	2	1	4	1		1	2	7		
10	HARNOCK Katie	2.5	00:00																		0		
12	FRANKS Lisa	1.0	05:52									1	1			1			1		0		
14	THOMAS Misty	4.5	07:09	1/5	20	1/5	20					1	1		1		1		1		2		
15	FESER Tara	4.5	01:10																1		0		
Team/Coach																							
<b>Totals</b>				13/28	46	13/28	46					5/10	50	5	19	24	3	10	5		10	11	31
<b>Coach</b>		FRICK Tim																					
<b>Assistant Coach</b>		NICHOLSON Patricia										JOHNSON Bill											

#### NED - NETHERLANDS

No.	Name	Sport Class	MIN	Field Goals		2 Points		3 Points		Free Throws		Rebounds			AS	TO	ST	BS	PF	FO	PTS	
				M/A	%	M/A	%	M/A	%	M/A	%	OR	DR	TOT								
*4	HUITZING Inge	4.5	12:53	2/3	67	2/2	100	0/1	0	4/4	100		4	4			1		2	3	8	
*6	VISSER Jitske	1.0	09:24	0/3	0	0/3	0						2	2		1					0	
*7	OOSTERBAAN Roos	1.5	17:59	3/5	60	3/5	60					1	1	2	1	2			2	1	6	
*11	KORVER Cher	2.5	17:59	1/4	25	1/4	25					1	1	2			1		2	1	2	
*15	van OOSTROM Elsbeth	4.5	10:15	0/6	0	0/6	0			2/4	50	1		1	1				1	4	2	
5	BOEKHOORN Patries	1.0	05:30	0/1	0	0/1	0														0	
8	PIETERSE Fleur	2.5	03:47										2	2		1					0	
9	GARNIER Petra (C)	4.5	09:45	0/3	0	0/3	0						1	1			2		1		0	
10	RAMAEKERS Brenda	4.5	00:00																		0	
12	BRAAM Sandra	1.0	00:00																		0	
13	VAN BERGEN Barbara	2.0	03:20	2/2	100	2/2	100						1	1		2	1		3		4	
14	VERSLOOT Carina	3.0	09:08	0/2	0	0/2	0								1	1				1	0	
Team/Coach																						
<b>Totals</b>				8/29	28	8/28	29	0/1	0	6/8	75	3	12	15	3	7	5			11	10	22
<b>Coach</b>		LANSINK ROTGERINK Yvonne																				
<b>Assistant Coach</b>		van de BUNTE Kees																				

	CAN	NED
Points from Turnovers	0	4
Points in the Paint	20	12
Second Chance Points	5	2
Fast Break Points	2	0

	CAN	NED
Biggest Lead	9	3
Biggest Scoring Run	7-0(31-22)	8-0(15-18)
Lead Changes	9	
Times Tied	3	

#### Legend:

%	Shooting Percentage	(C)	Captain	*	Starters	AS	Assists
BS	Blocked Shots	DR	Defensive Rebounds	FO	Fouls On	M/A	Made/Attempts
MIN	Minutes Played	OR	Offensive Rebounds	PF	Fouls	PTS	Points
Qx	Quarter Time	ST	Steals	TO	Turnovers	TOT	Total Rebounds



## RESULTS

比赛成绩

### CAN 61 vs 32 NED

Attendance: 12000

Referee: RADOMSKY Ziv (ISR)

Commissioner: COSSAER Dirk Lodewijk M (BEL)

Umpires: FARRUGIA Anna Valerie (FRA); SAUNDERS Charles David (RSA)

Classifier: RIBEIRO Maria Sonia (BRA)

		Q1		Q2		Q3		Q4	
Scoring by 5 min intervals:	CAN	9	15	22	31	40	49	55	61
	NED	6	14	20	22	25	26	30	32

#### CAN - CANADA

No.	Name	Sport Class	MIN	Field Goals		2 Points		3 Points		Free Throws		Rebounds			AS	TO	ST	BS	PF	FO	PTS	
				M/A	%	M/A	%	M/A	%	M/A	%	OR	DR	TOT								
*4	KREMPIEN Jennifer	1.0	33:01	0/3	0	0/1	0	0/2	0				1	1					1		0	
*7	OUELLET Cindy	3.5	14:15	1/3	33	1/2	50	0/1	0	1/2	50		1	1		2	1		1	2	3	
*9	BENOIT Chantal (C)	3.5	25:15	5/11	45	5/11	45			3/4	75	3	1	4		1	3		1	6	13	
*11	PETTINICCHI Sabrina	1.5	29:00	6/7	86	5/6	83	1/1	100	1/1	100		6	6	1	2			3	2	14	
*13	RADKE Lori	4.5	25:23	2/3	67	2/3	67			0/2	0	1	7	8	1	3	2		3	2	4	
5	McLACHLAN Janet	4.5	05:11	1/2	50	1/2	50					1	5	6					1		2	
6	OHAMA Kendra	2.5	13:30	2/5	40	2/5	40						2	2					2	1	4	
8	FERGUSON Tracey	3.0	19:17	5/11	45	5/11	45			1/4	25	3	3	3	1	4	1		1	2	11	
10	HARNOCK Katie	2.5	06:59	1/2	50	1/2	50								2	1	1			1	2	
12	FRANKS Lisa	1.0	11:00	1/1	100	1/1	100					1	1	1		2			2		2	
14	THOMAS Misty	4.5	07:09	1/5	20	1/5	20					1	1	1		1				1	2	
15	FESER Tara	4.5	08:09	2/5	40	2/5	40			0/1	0	3	4	7			1		1	1	4	
Team/Coach																						
<b>Totals</b>				27/58	47	26/54	48	1/4	25	6/14	43	9	34	43	6	15	10			16	18	61
<b>Coach</b>		FRICK Tim																				
<b>Assistant Coach</b>		NICHOLSON Patricia										JOHNSON Bill										

#### NED - NETHERLANDS

No.	Name	Sport Class	MIN	Field Goals		2 Points		3 Points		Free Throws		Rebounds			AS	TO	ST	BS	PF	FO	PTS	
				M/A	%	M/A	%	M/A	%	M/A	%	OR	DR	TOT								
*4	HUITZING Inge	4.5	24:49	4/8	50	4/6	67	0/2	0	4/4	100		7	7			1		4	3	12	
*6	VISSER Jitske	1.0	16:00	0/4	0	0/4	0						3	3		1					0	
*7	OOSTERBAAN Roos	1.5	30:14	3/9	33	3/9	33					4	1	5	1	3			4	1	6	
*11	KORVER Cher	2.5	32:59	1/7	14	1/6	17	0/1	0	1/2	50	1	2	3			1	1	2	2	3	
*15	van OOSTROM Elsbeth	4.5	16:51	0/8	0	0/7	0	0/1	0	2/4	50	1	2	3	1	1			1	5	2	
5	BOEKHOORN Patries	1.0	08:39	0/1	0	0/1	0												1		0	
8	PIETERSE Fleur	2.5	05:51	0/1	0	0/1	0						3	3		1	1			1	0	
9	GARNIER Petra (C)	4.5	16:12	1/8	13	1/8	13			0/1	0		3	3			2		1	1	2	
10	RAMAEKERS Brenda	4.5	01:07																		0	
12	BRAAM Sandra	1.0	04:41	0/1	0	0/1	0													1	0	
13	VAN BERGEN Barbara	2.0	20:28	2/3	67	2/3	67					2	1	3		6	2		4		4	
14	VERSLOOT Carina	3.0	20:36	1/7	14	1/7	14			1/2	50	3	2	5	1	4	1		1	2	3	
Team/Coach																						
<b>Totals</b>				12/57	21	12/53	23	0/4	0	8/13	62	13	25	38	3	16	8	1		18	16	32
<b>Coach</b>		LANSINK ROTGERINK Yvonne																				
<b>Assistant Coach</b>		van de BUNTE Kees																				

	CAN	NED
Points from Turnovers	5	6
Points in the Paint	36	18
Second Chance Points	7	4
Fast Break Points	2	0

	CAN	NED
Biggest Lead	31	3
Biggest Scoring Run	12-0(49-25)	8-0(15-18)
Lead Changes	9	
Times Tied	3	

#### Legend:

%	Shooting Percentage	(C)	Captain	*	Starters	AS	Assists
BS	Blocked Shots	DR	Defensive Rebounds	FO	Fouls On	M/A	Made/Attempts
MIN	Minutes Played	OR	Offensive Rebounds	OTx	Overtime	PF	Fouls
PTS	Points	Qx	Quarter Time	ST	Steals	TO	Turnovers
TOT	Total Rebounds						



## RESULTS

比赛成绩

### CAN 61 vs 32 NED

Attendance: 12000

Referee: RADOMSKY Ziv (ISR)

Commissioner: COSSAER Dirk Lodewijk M (BEL)

Umpires: FARRUGIA Anna Valerie (FRA); SAUNDERS Charles David (RSA)

Classifier: RIBEIRO Maria Sonia (BRA)

		Q1		Q2		Q3		Q4	
Scoring by 5 min intervals:	CAN	9	15	22	31	40	49	55	61
	NED	6	14	20	22	25	26	30	32

#### CAN - CANADA

No.	Name	Sport Class	MIN	Field Goals		2 Points		3 Points		Free Throws		Rebounds			AS	TO	ST	BS	PF	FO	PTS
				M/A	%	M/A	%	M/A	%	M/A	%	OR	DR	TOT							
*4	KREMPIEN Jennifer	1.0	33:01	0/3	0	0/1	0	0/2	0				1	1					1		0
*7	OUELLET Cindy	3.5	14:15	1/3	33	1/2	50	0/1	0	1/2	50		1	1		2	1		1	2	3
*9	BENOIT Chantal (C)	3.5	25:15	5/11	45	5/11	45			3/4	75	3	1	4		1	3		1	6	13
*11	PETTINICCHI Sabrina	1.5	29:00	6/7	86	5/6	83	1/1	100	1/1	100		6	6	1	2			3	2	14
*13	RADKE Lori	4.5	25:23	2/3	67	2/3	67			0/2	0	1	7	8	1	3	2		3	2	4
5	McLACHLAN Janet	4.5	05:11	1/2	50	1/2	50					1	5	6					1		2
6	OHAMA Kendra	2.5	13:30	2/5	40	2/5	40						2	2					2	1	4
8	FERGUSON Tracey	3.0	19:17	5/11	45	5/11	45			1/4	25	3	3	3	1	4	1		1	2	11
10	HARNOCK Katie	2.5	06:59	1/2	50	1/2	50								2	1	1			1	2
12	FRANKS Lisa	1.0	11:00	1/1	100	1/1	100					1	1			2			2		2
14	THOMAS Misty	4.5	07:09	1/5	20	1/5	20					1	1	1			1			1	2
15	FESER Tara	4.5	08:09	2/5	40	2/5	40			0/1	0	3	4	7			1		1	1	4
Team/Coach																					
<b>Totals</b>				27/58	47	26/54	48	1/4	25	6/14	43	9	34	43	6	15	10		16	18	61
<b>Coach</b>		FRICK Tim																			
<b>Assistant Coach</b>		NICHOLSON Patricia									JOHNSON Bill										

#### NED - NETHERLANDS

No.	Name	Sport Class	MIN	Field Goals		2 Points		3 Points		Free Throws		Rebounds			AS	TO	ST	BS	PF	FO	PTS
				M/A	%	M/A	%	M/A	%	M/A	%	OR	DR	TOT							
*4	HUITZING Inge	4.5	24:49	4/8	50	4/6	67	0/2	0	4/4	100		7	7			1		4	3	12
*6	VISSER Jitske	1.0	16:00	0/4	0	0/4	0						3	3		1					0
*7	OOSTERBAAN Roos	1.5	30:14	3/9	33	3/9	33					4	1	5	1	3			4	1	6
*11	KORVER Cher	2.5	32:59	1/7	14	1/6	17	0/1	0	1/2	50	1	2	3			1	1	2	2	3
*15	van OOSTROM Elsbeth	4.5	16:51	0/8	0	0/7	0	0/1	0	2/4	50	1	2	3	1	1			1	5	2
5	BOEKHOORN Patries	1.0	08:39	0/1	0	0/1	0												1		0
8	PIETERSE Fleur	2.5	05:51	0/1	0	0/1	0						3	3		1	1			1	0
9	GARNIER Petra (C)	4.5	16:12	1/8	13	1/8	13			0/1	0		3	3			2		1	1	2
10	RAMAEKERS Brenda	4.5	01:07																		0
12	BRAAM Sandra	1.0	04:41	0/1	0	0/1	0													1	0
13	VAN BERGEN Barbara	2.0	20:28	2/3	67	2/3	67					2	1	3		6	2		4		4
14	VERSLOOT Carina	3.0	20:36	1/7	14	1/7	14			1/2	50	3	2	5	1	4	1		1	2	3
Team/Coach																					
<b>Totals</b>				12/57	21	12/53	23	0/4	0	8/13	62	13	25	38	3	16	8	1	18	16	32
<b>Coach</b>		LANSINK ROTGERINK Yvonne																			
<b>Assistant Coach</b>		van de BUNTE Kees																			

	CAN	NED
Points from Turnovers	5	6
Points in the Paint	36	18
Second Chance Points	7	4
Fast Break Points	2	0

	CAN	NED
Biggest Lead	31	3
Biggest Scoring Run	12-0(49-25)	8-0(15-18)
Lead Changes	9	
Times Tied	3	

#### Legend:

%	Shooting Percentage	(C)	Captain	*	Starters	AS	Assists
BS	Blocked Shots	DR	Defensive Rebounds	FO	Fouls On	M/A	Made/Attempts
MIN	Minutes Played	OR	Offensive Rebounds	OTx	Overtime	PF	Fouls
PTS	Points	Qx	Quarter Time	ST	Steals	TO	Turnovers
TOT	Total Rebounds						



## START LIST

首发名单

### CHN - GBR

**Referee:** VILJANEN Seppo Olavi (CZE)  
**Umpires:** KANNO Eisuke (JPN); HO Shuet Mei (SIN)

**Commissioner:** VIVIERS Nico Maritz Malan (RSA)  
**Classifier:** DINH Trien Tan (FRA)

#### CHN - China

No.	Name	Pos	Age	Sport Class	Current Games Statistics						
					PPG	FG%	3FG%	FT%	RPG	APG	MPG (GP)
4	ZHANG Santao (C)	C	41	4.0	4.3	27	0	25	4.7	2.0	17:24 (3)
5	GU Li	C	26	4.5	0.0						00:00 (0)
6	HAO Wenhua	C	19	4.0	5.0	29		50	6.0		15:28 (1)
7	FU Yongqing	C	29	4.0	11.7	38		18	14.7	1.2	36:29 (6)
8	YANG Chao	C	22	4.0	4.0	26	0	40	3.0	1.3	22:40 (4)
9	PENG Fengling	F	23	4.0	6.0	46		0	6.0	2.0	34:28 (2)
10	CHEN Damei	F	21	3.0	4.2	42	25	33	2.0	2.0	19:18 (6)
11	CHEN Qjurong	G	25	1.0	5.0	38		0	1.8	1.3	28:29 (6)
12	LIU Mihuan	G	25	1.5	3.8	37		30	2.2	1.7	30:00 (6)
13	LI Yanhua	G	25	1.5	5.4	45		100	0.6	0.4	21:48 (5)
14	CAO Qiuping	F	29	3.0	5.7	40		0	4.3	2.5	24:05 (6)
15	ZHENG Donghuai	F	26	2.5	0.0	0	0	0	1.3		08:43 (3)
Team			25.9		42.5	37	8	22	33.5	11.5	
<b>Coach</b>		LIU Tiehua									
<b>Assistant Coach</b>		ZHANG Chunling									

CHN Played		
PR	JPN	46-49
PR	MEX	53-37
PR	CAN	44-62
PR	NED	35-51
QF	USA	31-75
CL	CAN	46-53

#### GBR - Great Britain

No.	Name	Pos	Age	Sport Class	Current Games Statistics						
					PPG	FG%	3FG%	FT%	RPG	APG	MPG (GP)
4	MACLEAN Caroline	G	33	2.0	6.2	35	33	0	3.3	1.7	25:08 (6)
5	HARPER Joanne	G	43	1.0	0.0						05:12 (3)
6	STRANGE Clare	G	28	1.5	6.8	35	0	21	2.0	2.8	28:05 (6)
7	FREEMAN Helen	F	18	4.0	5.5	33	0	25	4.7	2.0	24:11 (6)
8	WILD Ann	G	35	2.0	1.2	20		75	1.0	1.0	13:05 (6)
9	JOHNSON Paula	F	30	2.5	0.0	0			2.0		02:51 (1)
10	WAGER Sally	F	27	3.0	7.7	34		40	7.8	0.5	29:27 (6)
11	FOX Jill	G	38	1.5	0.5	100		25	1.8	0.2	13:40 (6)
12	TURNER Helen	F	30	4.0	5.8	34		50	6.7	0.5	24:58 (6)
13	SUGDEN Louise	G	24	2.0	3.3	34		0	3.8	0.3	23:17 (6)
14	McDONALD Pauline	G	28	2.5	1.7	40		50	0.3		06:52 (3)
15	MATTHEWS Caroline (C)	C	35	4.5	2.7	35		0	2.2	0.2	11:35 (6)
Team			30.8		40.5	34	11	29	33.8	9.2	
<b>Coach</b>		PEEL Garry									
<b>Assistant Coach</b>		BHANIA Haj Singh					FODEN Mathew				

GBR Played		
PR	AUS	30-59
PR	BRA	61-29
PR	USA	31-56
PR	GER	44-50
QF	JPN	38-45
CL	NED	39-46

#### Legend:

3FG%	3 Field Goals %	APG	Assists per Game	C	Centre	CL	Classification
F	Forward	FG%	Field Goals %	FT%	Free Throws %	G	Guard
GP	Games Played	MPG	Minutes Played per Game	Pos	Playing Position	PPG	Points per Game
PR	Preliminary Round	QF	Quarterfinal	RPG	Rebounds per Game		



## PLAY BY PLAY

文字比分播报

CHN 29 vs 17 GBR

Attendance: 12000

		Q1		Q2	
Scoring by 5 min intervals:	CHN	7	9	19	29
	GBR	6	15	16	17

### FIRST QUARTER

#### Quarter Starters:

CHN 7 FU Y	9 PENG F	10 CHEN D	11 CHEN Q	12 LIU M
GBR 4 MACLEAN C	6 STRANGE C	12 TURNER H	13 SUGDEN L	15 MATTHEWS C

Game Time	CHN - China	Score	Lead	GBR - Great Britain
10:00	7 FU Y Player IN <<----			
10:00	9 PENG F Player IN <<----			
10:00	10 CHEN D Player IN <<----			
10:00	11 CHEN Q Player IN <<----			
10:00	12 LIU M Player IN <<----			
10:00				4 MACLEAN C Player IN <<----
10:00				6 STRANGE C Player IN <<----
10:00				12 TURNER H Player IN <<----
10:00				13 SUGDEN L Player IN <<----
10:00				15 MATTHEWS C Player IN <<----
10:00	9 PENG F Tap off lost			15 MATTHEWS C Tap off won
09:42		0-2	-2	15 MATTHEWS C 2-Pts paint made (2 In)
09:22	12 LIU M 2 Pts paint missed (2 Out)			
09:14				12 TURNER H Defensive Rebound
08:59				Turnover
08:42	7 FU Y 2-Pts paint made (2 In)	2-2	0	
08:29				6 STRANGE C 2-Pts missed (2 out)
08:27	9 PENG F Defensive Rebound			
08:14	9 PENG F 2-Pts paint made (2 In)	4-2	+2	
07:56		4-4	0	12 TURNER H 2-Pts paint made (2 In)
07:52				6 STRANGE C Assist
07:33	9 PENG F 2 Pts paint missed (2 Out)			
07:28				4 MACLEAN C Defensive Rebound
07:08				6 STRANGE C 2 Pts paint missed (2 Out)
07:07	9 PENG F Defensive Rebound			
06:53	12 LIU M Foul On			
06:53				4 MACLEAN C Personal foul
06:53	12 LIU M Free Throw missed (1 Out)			
06:53	12 LIU M Free Throw made (1 In)	5-4	+1	
06:35				12 TURNER H 2 Pts paint missed (2 Out)
06:35	7 FU Y Defensive Rebound			
06:18	10 CHEN D Turnover			
06:05				4 MACLEAN C 2 Pts paint missed (2 Out)
06:04	7 FU Y Defensive Rebound			



## PLAY BY PLAY

文字比分播报

CHN 29 vs 17 GBR

Attendance: 12000

Game Time	CHN - China	Score	Lead	GBR - Great Britain
05:57	9 PENG F Turnover			
05:38		5-6	-1	15 MATTHEWS C 2-Pts paint made (2 In)
05:27				13 SUGDEN L Personal foul
05:27	7 FU Y Foul On			
05:11	10 CHEN D 2-Pts missed (2 out)			
05:07	11 CHEN Q Offensive Rebound			
05:07	11 CHEN Q 2-Pts paint made (2 In)	7-6	+1	
04:48				13 SUGDEN L 2 Pts paint missed (2 Out)
04:47	7 FU Y Defensive Rebound			
04:34	7 FU Y 2 Pts paint missed (2 Out)			
04:34	Offensive Rebound			
04:24	7 FU Y 2-Pts missed (2 out)			
04:22				6 STRANGE C Defensive Rebound
04:14				15 MATTHEWS C Turnover
04:14	12 LIU M Steal			
04:00	7 FU Y 2-Pts missed (2 out)			
03:59				15 MATTHEWS C Defensive Rebound
03:47	10 CHEN D Steal			
03:47				13 SUGDEN L Turnover
03:47				13 SUGDEN L Steal
03:47	10 CHEN D Turnover			
03:34		7-8	-1	12 TURNER H 2-Pts paint made (2 In)
03:33				6 STRANGE C Assist
03:19	9 PENG F Offensive foul			
03:19	9 PENG F Turnover			
03:19				13 SUGDEN L Foul On
03:19				13 SUGDEN L Steal
03:04		7-10	-3	4 MACLEAN C 2-Pts made (2 In)
02:40	9 PENG F 2 Pts paint missed (2 Out)			
02:38	9 PENG F Offensive Rebound			
02:38	9 PENG F 2 Pts paint missed (2 Out)			
02:37				12 TURNER H Defensive Rebound
02:32				15 MATTHEWS C Turnover
02:32				Time out
02:19	9 PENG F 2 Pts paint missed (2 Out)			
02:17				12 TURNER H Defensive Rebound
02:02				15 MATTHEWS C Turnover
01:48	7 FU Y Turnover			
01:27		7-12	-5	15 MATTHEWS C 2-Pts paint made (2 In)
01:24				6 STRANGE C Assist
01:07				15 MATTHEWS C Steal
01:07	11 CHEN Q Turnover			





## PLAY BY PLAY

文字比分播报

CHN 29 vs 17 GBR

Attendance: 12000

Game Time	CHN - China	Score	Lead	GBR - Great Britain
00:50		7-14	-7	6 STRANGE C 2-Pts paint made (2 In)
00:50				6 STRANGE C Foul On
00:50	12 LIU M Personal foul			
00:50	8 YANG C Player IN <<----			
00:50	9 PENG F Player OUT ---->>			
00:50		7-15	-8	6 STRANGE C Free Throw made (1 In)
00:19	7 FU Y 2-Pts paint made (2 In)	9-15	-6	
00:10	10 CHEN D Assist			
00:01				4 MACLEAN C 2 Pts paint missed (2 Out)
00:00	8 YANG C Defensive Rebound			

## SECOND QUARTER

### Quarter Starters:

CHN 7 FU Y                      8 YANG C                      10 CHEN D                      11 CHEN Q                      12 LIU M  
GBR 4 MACLEAN C              6 STRANGE C                      12 TURNER H                      15 MATTHEWS C                      13 SUGDEN L

Game Time	CHN - China	Score	Lead	GBR - Great Britain
10:00				4 MACLEAN C Player IN <<----
10:00				6 STRANGE C Player IN <<----
10:00				12 TURNER H Player IN <<----
10:00				15 MATTHEWS C Player IN <<----
10:00	7 FU Y Player IN <<----			
10:00	8 YANG C Player IN <<----			
10:00	10 CHEN D Player IN <<----			
10:00	11 CHEN Q Player IN <<----			
10:00	12 LIU M Player IN <<----			
10:00				13 SUGDEN L Player IN <<----
00:00	Tap off situation, throw-in			
09:45	7 FU Y 2-Pts made (2 In)	11-15	-4	
09:18				13 SUGDEN L Turnover
09:01	12 LIU M 2-Pts paint made (2 In)	13-15	-2	
08:59	8 YANG C Assist			
08:30				13 SUGDEN L 2-Pts missed (2 out)
08:30	Defensive Rebound			
08:09	10 CHEN D 2-Pts paint made (2 In)	15-15	0	
08:07	8 YANG C Assist			
07:50				12 TURNER H 2 Pts paint missed (2 Out)
07:48	10 CHEN D Defensive Rebound			
07:34	7 FU Y 2-Pts missed (2 out)			
07:33				6 STRANGE C Defensive Rebound
07:27	11 CHEN Q Personal foul			
07:27				4 MACLEAN C Foul On
07:27				10 WAGER S Player IN <<----



## PLAY BY PLAY

文字比分播报

CHN 29 vs 17 GBR

Attendance: 12000

Game Time	CHN - China	Score	Lead	GBR - Great Britain
07:27				8 WILD A Player IN <<----
07:27				13 SUGDEN L Player OUT ---->>
07:27				12 TURNER H Player OUT ---->>
07:17				8 WILD A Foul On
07:17	11 CHEN Q Personal foul			
07:17				8 WILD A Free Throw missed (1 Out)
07:16		15-16	-1	8 WILD A Free Throw made (1 In)
06:55	11 CHEN Q 2 Pts paint missed (2 Out)			
06:53				10 WAGER S Defensive Rebound
06:28	10 CHEN D Steal			
06:28				8 WILD A Turnover
06:20	7 FU Y 2-Pts made (2 In)	17-16	+1	
06:18	10 CHEN D Assist			
06:18				Time out
06:04				10 WAGER S Foul On
06:04	8 YANG C Personal foul			
06:04				10 WAGER S Free Throw missed (1 Out)
06:04				10 WAGER S Free Throw missed (1 Out)
06:00	7 FU Y Defensive Rebound			
05:42	7 FU Y 2-Pts missed (2 out)			
05:40				15 MATTHEWS C Defensive Rebound
05:33	7 FU Y Personal foul			
05:33				8 WILD A Foul On
05:33				8 WILD A Free Throw missed (1 Out)
05:33				8 WILD A Free Throw missed (1 Out)
05:30	Defensive Rebound			
05:23				6 STRANGE C Player OUT ---->>
05:23				13 SUGDEN L Player IN <<----
05:20				10 WAGER S Personal foul
05:20	7 FU Y Foul On			
05:10	10 CHEN D 2-Pts made (2 In)	19-16	+3	
05:05	12 LIU M Personal foul			
05:05				8 WILD A Foul On
05:05	9 PENG F Player IN <<----			
05:05	8 YANG C Player OUT ---->>			
05:05				8 WILD A Free Throw missed (1 Out)
05:05				8 WILD A Free Throw missed (1 Out)
05:05	Defensive Rebound			
04:47	9 PENG F 2-Pts paint made (2 In)	21-16	+5	
04:44	10 CHEN D Assist			
04:28				10 WAGER S Foul On
04:28	11 CHEN Q Personal foul			



## PLAY BY PLAY

文字比分播报

CHN 29 vs 17 GBR

Attendance: 12000

Game Time	CHN - China	Score	Lead	GBR - Great Britain
04:28				10 WAGER S Free Throw missed (1 Out)
04:27				10 WAGER S Free Throw missed (1 Out)
04:27				Offensive Rebound
04:12				4 MACLEAN C 2-Pts missed (2 out)
04:11	Defensive Rebound			
03:53				15 MATTHEWS C Personal foul
03:53	9 PENG F Foul On			
03:48	10 CHEN D 2-Pts missed (2 out)			
03:47				8 WILD A Defensive Rebound
03:35				8 WILD A 2 Pts paint missed (2 Out)
03:34				8 WILD A Offensive Rebound
03:29				15 MATTHEWS C 2 Pts paint missed (2 Out)
03:27	7 FU Y Defensive Rebound			
03:14	7 FU Y 2-Pts paint made (2 In)	23-16	+7	
02:45				Turnover
02:45				6 STRANGE C Player IN <<----
02:45				7 FREEMAN H Player IN <<----
02:45				11 FOX J Player IN <<----
02:45				12 TURNER H Player IN <<----
02:45				13 SUGDEN L Player OUT ---->>
02:45				15 MATTHEWS C Player OUT ---->>
02:45				4 MACLEAN C Player OUT ---->>
02:45				8 WILD A Player OUT ---->>
02:28	7 FU Y 2-Pts missed (2 out)			
02:21	11 CHEN Q Offensive Rebound			
02:20	9 PENG F 2 Pts paint missed (2 Out)			
02:19				6 STRANGE C Defensive Rebound
02:05				12 TURNER H Turnover
01:47	10 CHEN D 2-Pts missed (2 out)			
01:45				10 WAGER S Defensive Rebound
01:22				7 FREEMAN H 2-Pts missed (2 out)
01:20	12 LIU M Defensive Rebound			
01:09	12 LIU M 2-Pts paint made (2 In)	25-16	+9	
01:08	9 PENG F Assist			
00:52	10 CHEN D Personal foul			
00:52				7 FREEMAN H Foul On
00:52				7 FREEMAN H Free Throw missed (1 Out)
00:52		25-17	+8	7 FREEMAN H Free Throw made (1 In)
00:39	7 FU Y 2-Pts paint made (2 In)	27-17	+10	
00:37	10 CHEN D Assist			
00:17	10 CHEN D Personal foul			
00:17				11 FOX J Foul On



## PLAY BY PLAY

文字比分播报

CHN 29 vs 17 GBR

Attendance: 12000

Game Time	CHN - China	Score	Lead	GBR - Great Britain
00:17				11 FOX J Free Throw missed (1 Out)
00:17				11 FOX J Free Throw missed (1 Out)
00:17	Defensive Rebound			
00:07	7 FU Y Foul On			
00:07				10 WAGER S Personal foul
00:07	7 FU Y Free Throw missed (1 Out)			
00:07	7 FU Y Free Throw missed (1 Out)			
00:05	7 FU Y Offensive Rebound			
00:02	7 FU Y 2-Pts paint made (2 In)	29-17	+12	



## PLAY BY PLAY

文字比分播报

CHN 57 vs 38 GBR

Attendance: 12000

Scoring by 5 min intervals:		Q1		Q2		Q3		Q4	
CHN		7	9	19	29	36	41	47	57
GBR		6	15	16	17	25	27	32	38

### FIRST QUARTER

#### Quarter Starters:

<b>CHN</b> 7 FU Y	9 PENG F	10 CHEN D	11 CHEN Q	12 LIU M
<b>GBR</b> 4 MACLEAN C	6 STRANGE C	12 TURNER H	13 SUGDEN L	15 MATTHEWS C

Game Time	CHN - China	Score	Lead	GBR - Great Britain
10:00	7 FU Y Player IN <<----			
10:00	9 PENG F Player IN <<----			
10:00	10 CHEN D Player IN <<----			
10:00	11 CHEN Q Player IN <<----			
10:00	12 LIU M Player IN <<----			
10:00				4 MACLEAN C Player IN <<----
10:00				6 STRANGE C Player IN <<----
10:00				12 TURNER H Player IN <<----
10:00				13 SUGDEN L Player IN <<----
10:00				15 MATTHEWS C Player IN <<----
10:00	9 PENG F Tap off lost			15 MATTHEWS C Tap off won
09:42		0-2	-2	15 MATTHEWS C 2-Pts paint made (2 In)
09:22	12 LIU M 2 Pts paint missed (2 Out)			
09:14				12 TURNER H Defensive Rebound
08:59				Turnover
08:42	7 FU Y 2-Pts paint made (2 In)	2-2	0	
08:29				6 STRANGE C 2-Pts missed (2 out)
08:27	9 PENG F Defensive Rebound			
08:14	9 PENG F 2-Pts paint made (2 In)	4-2	+2	
07:56		4-4	0	12 TURNER H 2-Pts paint made (2 In)
07:52				6 STRANGE C Assist
07:33	9 PENG F 2 Pts paint missed (2 Out)			
07:28				4 MACLEAN C Defensive Rebound
07:08				6 STRANGE C 2 Pts paint missed (2 Out)
07:07	9 PENG F Defensive Rebound			
06:53	12 LIU M Foul On			
06:53				4 MACLEAN C Personal foul
06:53	12 LIU M Free Throw missed (1 Out)			
06:53	12 LIU M Free Throw made (1 In)	5-4	+1	
06:35				12 TURNER H 2 Pts paint missed (2 Out)
06:35	7 FU Y Defensive Rebound			
06:18	10 CHEN D Turnover			
06:05				4 MACLEAN C 2 Pts paint missed (2 Out)
06:04	7 FU Y Defensive Rebound			



## PLAY BY PLAY

文字比分播报

CHN 57 vs 38 GBR

Attendance: 12000

Game Time	CHN - China	Score	Lead	GBR - Great Britain
05:57	9 PENG F Turnover			
05:38		5-6	-1	15 MATTHEWS C 2-Pts paint made (2 In)
05:27				13 SUGDEN L Personal foul
05:27	7 FU Y Foul On			
05:11	10 CHEN D 2-Pts missed (2 out)			
05:07	11 CHEN Q Offensive Rebound			
05:07	11 CHEN Q 2-Pts paint made (2 In)	7-6	+1	
04:48				13 SUGDEN L 2 Pts paint missed (2 Out)
04:47	7 FU Y Defensive Rebound			
04:34	7 FU Y 2 Pts paint missed (2 Out)			
04:34	Offensive Rebound			
04:24	7 FU Y 2-Pts missed (2 out)			
04:22				6 STRANGE C Defensive Rebound
04:14				15 MATTHEWS C Turnover
04:14	12 LIU M Steal			
04:00	7 FU Y 2-Pts missed (2 out)			
03:59				15 MATTHEWS C Defensive Rebound
03:47	10 CHEN D Steal			
03:47				13 SUGDEN L Turnover
03:47				13 SUGDEN L Steal
03:47	10 CHEN D Turnover			
03:34		7-8	-1	12 TURNER H 2-Pts paint made (2 In)
03:33				6 STRANGE C Assist
03:19	9 PENG F Offensive foul			
03:19	9 PENG F Turnover			
03:19				13 SUGDEN L Foul On
03:19				13 SUGDEN L Steal
03:04		7-10	-3	4 MACLEAN C 2-Pts made (2 In)
02:40	9 PENG F 2 Pts paint missed (2 Out)			
02:38	9 PENG F Offensive Rebound			
02:38	9 PENG F 2 Pts paint missed (2 Out)			
02:37				12 TURNER H Defensive Rebound
02:32				15 MATTHEWS C Turnover
02:32				Time out
02:19	9 PENG F 2 Pts paint missed (2 Out)			
02:17				12 TURNER H Defensive Rebound
02:02				15 MATTHEWS C Turnover
01:48	7 FU Y Turnover			
01:27		7-12	-5	15 MATTHEWS C 2-Pts paint made (2 In)
01:24				6 STRANGE C Assist
01:07				15 MATTHEWS C Steal
01:07	11 CHEN Q Turnover			



## PLAY BY PLAY

文字比分播报

CHN 57 vs 38 GBR

Attendance: 12000

Game Time	CHN - China	Score	Lead	GBR - Great Britain
00:50		7-14	-7	6 STRANGE C 2-Pts paint made (2 In)
00:50				6 STRANGE C Foul On
00:50	12 LIU M Personal foul			
00:50	8 YANG C Player IN <<----			
00:50	9 PENG F Player OUT ---->>			
00:50		7-15	-8	6 STRANGE C Free Throw made (1 In)
00:19	7 FU Y 2-Pts paint made (2 In)	9-15	-6	
00:10	10 CHEN D Assist			
00:01				4 MACLEAN C 2 Pts paint missed (2 Out)
00:00	8 YANG C Defensive Rebound			

## SECOND QUARTER

### Quarter Starters:

CHN 7 FU Y                      8 YANG C                      10 CHEN D                      11 CHEN Q                      12 LIU M  
GBR 4 MACLEAN C              6 STRANGE C                  12 TURNER H                  15 MATTHEWS C              13 SUGDEN L

Game Time	CHN - China	Score	Lead	GBR - Great Britain
10:00				4 MACLEAN C Player IN <<----
10:00				6 STRANGE C Player IN <<----
10:00				12 TURNER H Player IN <<----
10:00				15 MATTHEWS C Player IN <<----
10:00	7 FU Y Player IN <<----			
10:00	8 YANG C Player IN <<----			
10:00	10 CHEN D Player IN <<----			
10:00	11 CHEN Q Player IN <<----			
10:00	12 LIU M Player IN <<----			
10:00				13 SUGDEN L Player IN <<----
00:00	Tap off situation, throw-in			
09:45	7 FU Y 2-Pts made (2 In)	11-15	-4	
09:18				13 SUGDEN L Turnover
09:01	12 LIU M 2-Pts paint made (2 In)	13-15	-2	
08:59	8 YANG C Assist			
08:30				13 SUGDEN L 2-Pts missed (2 out)
08:30	Defensive Rebound			
08:09	10 CHEN D 2-Pts paint made (2 In)	15-15	0	
08:07	8 YANG C Assist			
07:50				12 TURNER H 2 Pts paint missed (2 Out)
07:48	10 CHEN D Defensive Rebound			
07:34	7 FU Y 2-Pts missed (2 out)			
07:33				6 STRANGE C Defensive Rebound
07:27	11 CHEN Q Personal foul			
07:27				4 MACLEAN C Foul On
07:27				10 WAGER S Player IN <<----



## PLAY BY PLAY

文字比分播报

CHN 57 vs 38 GBR

Attendance: 12000

Game Time	CHN - China	Score	Lead	GBR - Great Britain
07:27				8 WILD A Player IN <<----
07:27				13 SUGDEN L Player OUT ---->>
07:27				12 TURNER H Player OUT ---->>
07:17				8 WILD A Foul On
07:17	11 CHEN Q Personal foul			
07:17				8 WILD A Free Throw missed (1 Out)
07:16		15-16	-1	8 WILD A Free Throw made (1 In)
06:55	11 CHEN Q 2 Pts paint missed (2 Out)			
06:53				10 WAGER S Defensive Rebound
06:28	10 CHEN D Steal			
06:28				8 WILD A Turnover
06:20	7 FU Y 2-Pts made (2 In)	17-16	+1	
06:18	10 CHEN D Assist			
06:18				Time out
06:04				10 WAGER S Foul On
06:04	8 YANG C Personal foul			
06:04				10 WAGER S Free Throw missed (1 Out)
06:04				10 WAGER S Free Throw missed (1 Out)
06:00	7 FU Y Defensive Rebound			
05:42	7 FU Y 2-Pts missed (2 out)			
05:40				15 MATTHEWS C Defensive Rebound
05:33	7 FU Y Personal foul			
05:33				8 WILD A Foul On
05:33				8 WILD A Free Throw missed (1 Out)
05:33				8 WILD A Free Throw missed (1 Out)
05:30	Defensive Rebound			
05:23				6 STRANGE C Player OUT ---->>
05:23				13 SUGDEN L Player IN <<----
05:20				10 WAGER S Personal foul
05:20	7 FU Y Foul On			
05:10	10 CHEN D 2-Pts made (2 In)	19-16	+3	
05:05	12 LIU M Personal foul			
05:05				8 WILD A Foul On
05:05	9 PENG F Player IN <<----			
05:05	8 YANG C Player OUT ---->>			
05:05				8 WILD A Free Throw missed (1 Out)
05:05				8 WILD A Free Throw missed (1 Out)
05:05	Defensive Rebound			
04:47	9 PENG F 2-Pts paint made (2 In)	21-16	+5	
04:44	10 CHEN D Assist			
04:28				10 WAGER S Foul On
04:28	11 CHEN Q Personal foul			





## PLAY BY PLAY

文字比分播报

CHN 57 vs 38 GBR

Attendance: 12000

Game Time	CHN - China	Score	Lead	GBR - Great Britain
04:28				10 WAGER S Free Throw missed (1 Out)
04:27				10 WAGER S Free Throw missed (1 Out)
04:27				Offensive Rebound
04:12				4 MACLEAN C 2-Pts missed (2 out)
04:11	Defensive Rebound			
03:53				15 MATTHEWS C Personal foul
03:53	9 PENG F Foul On			
03:48	10 CHEN D 2-Pts missed (2 out)			
03:47				8 WILD A Defensive Rebound
03:35				8 WILD A 2 Pts paint missed (2 Out)
03:34				8 WILD A Offensive Rebound
03:29				15 MATTHEWS C 2 Pts paint missed (2 Out)
03:27	7 FU Y Defensive Rebound			
03:14	7 FU Y 2-Pts paint made (2 In)	23-16	+7	
02:45				Turnover
02:45				6 STRANGE C Player IN <<----
02:45				7 FREEMAN H Player IN <<----
02:45				11 FOX J Player IN <<----
02:45				12 TURNER H Player IN <<----
02:45				13 SUGDEN L Player OUT ---->>
02:45				15 MATTHEWS C Player OUT ---->>
02:45				4 MACLEAN C Player OUT ---->>
02:45				8 WILD A Player OUT ---->>
02:28	7 FU Y 2-Pts missed (2 out)			
02:21	11 CHEN Q Offensive Rebound			
02:20	9 PENG F 2 Pts paint missed (2 Out)			
02:19				6 STRANGE C Defensive Rebound
02:05				12 TURNER H Turnover
01:47	10 CHEN D 2-Pts missed (2 out)			
01:45				10 WAGER S Defensive Rebound
01:22				7 FREEMAN H 2-Pts missed (2 out)
01:20	12 LIU M Defensive Rebound			
01:09	12 LIU M 2-Pts paint made (2 In)	25-16	+9	
01:08	9 PENG F Assist			
00:52	10 CHEN D Personal foul			
00:52				7 FREEMAN H Foul On
00:52				7 FREEMAN H Free Throw missed (1 Out)
00:52		25-17	+8	7 FREEMAN H Free Throw made (1 In)
00:39	7 FU Y 2-Pts paint made (2 In)	27-17	+10	
00:37	10 CHEN D Assist			
00:17	10 CHEN D Personal foul			
00:17				11 FOX J Foul On



## PLAY BY PLAY

文字比分播报

CHN 57 vs 38 GBR

Attendance: 12000

Game Time	CHN - China	Score	Lead	GBR - Great Britain
00:17				11 FOX J Free Throw missed (1 Out)
00:17				11 FOX J Free Throw missed (1 Out)
00:17	Defensive Rebound			
00:07	7 FU Y Foul On			
00:07				10 WAGER S Personal foul
00:07	7 FU Y Free Throw missed (1 Out)			
00:07	7 FU Y Free Throw missed (1 Out)			
00:05	7 FU Y Offensive Rebound			
00:02	7 FU Y 2-Pts paint made (2 In)	29-17	+12	

## THIRD QUARTER

### Quarter Starters:

CHN 11 CHEN Q                      7 FU Y                      10 CHEN D                      8 YANG C                      12 LIU M  
GBR 7 FREEMAN H                      8 WILD A                      4 MACLEAN C                      12 TURNER H                      13 SUGDEN L

Game Time	CHN - China	Score	Lead	GBR - Great Britain
10:00	11 CHEN Q Player IN <<----			
10:00	7 FU Y Player IN <<----			
10:00	9 PENG F Player IN <<----			
10:00	8 YANG C Player IN <<----			
10:00	9 PENG F Player OUT ---->>			
10:00	10 CHEN D Player IN <<----			
10:00	12 LIU M Player IN <<----			
10:00				7 FREEMAN H Player IN <<----
10:00				8 WILD A Player IN <<----
10:00				4 MACLEAN C Player IN <<----
10:00				12 TURNER H Player IN <<----
10:00				13 SUGDEN L Player IN <<----
09:54				Tap off situation, throw-in
09:52				8 WILD A Foul On
09:49	10 CHEN D Personal foul			
09:44		29-19	+10	4 MACLEAN C 2-Pts made (2 In)
09:18	7 FU Y 2-Pts paint made (2 In)	31-19	+12	
09:16	12 LIU M Assist			
08:46				7 FREEMAN H 2-Pts missed (2 out)
08:46	7 FU Y Defensive Rebound			
08:34	7 FU Y Foul On			
08:34				12 TURNER H Personal foul
08:34	7 FU Y Free Throw missed (1 Out)			
08:34	7 FU Y Free Throw made (1 In)	32-19	+13	
08:10				13 SUGDEN L 2 Pts paint missed (2 Out)
08:07	7 FU Y Defensive Rebound			
07:52	7 FU Y 2-Pts made (2 In)	34-19	+15	



## PLAY BY PLAY

文字比分播报

CHN 57 vs 38 GBR

Attendance: 12000

Game Time	CHN - China	Score	Lead	GBR - Great Britain
07:47	10 CHEN D Assist			
07:31				7 FREEMAN H 2 Pts paint missed (2 Out)
07:30	11 CHEN Q Defensive Rebound			
07:10	7 FU Y 2 Pts paint missed (2 Out)			
07:08	11 CHEN Q Offensive Rebound			
07:03	12 LIU M 2 Pts paint missed (2 Out)			
07:02	7 FU Y Offensive Rebound			
06:54	12 LIU M Turnover			
06:37		34-21	+13	4 MACLEAN C 2-Pts paint made (2 In)
06:35				7 FREEMAN H Assist
06:21	10 CHEN D Turnover			
06:21				8 WILD A Steal
06:09		34-23	+11	13 SUGDEN L 2-Pts paint made (2 In)
06:08				7 FREEMAN H Assist
06:08	Time out			
06:08	8 YANG C Player OUT ---->>			
06:08	9 PENG F Player IN <<----			
06:08				10 WAGER S Player IN <<----
06:08				12 TURNER H Player OUT ---->>
05:52	11 CHEN Q 2 Pts paint missed (2 Out)			
05:50	11 CHEN Q Offensive Rebound			
05:46	7 FU Y 2-Pts paint made (2 In)	36-23	+13	
05:45	11 CHEN Q Assist			
05:15		36-25	+11	10 WAGER S 2-Pts paint made (2 In)
05:11				8 WILD A Assist
04:50	12 LIU M 2 Pts paint missed (2 Out)			
04:48				8 WILD A Defensive Rebound
04:33				13 SUGDEN L 2 Pts paint missed (2 Out)
04:31	9 PENG F Defensive Rebound			
04:30				4 MACLEAN C Personal foul
04:30	7 FU Y Foul On			
04:30	13 LI Y Player IN <<----			
04:30	12 LIU M Player OUT ---->>			
04:13	7 FU Y Foul On			
04:13				10 WAGER S Personal foul
04:13	7 FU Y Free Throw missed (1 Out)			
04:12	7 FU Y Free Throw missed (1 Out)			
04:06	10 CHEN D Offensive Rebound			
04:06	10 CHEN D 2 Pts paint missed (2 Out)			
04:03	7 FU Y Offensive Rebound			
03:58	7 FU Y 2-Pts missed (2 out)			
03:56				8 WILD A Defensive Rebound



## PLAY BY PLAY

文字比分播报

CHN 57 vs 38 GBR

Attendance: 12000

Game Time	CHN - China	Score	Lead	GBR - Great Britain
03:41				13 SUGDEN L 2-Pts missed (2 out)
03:40	10 CHEN D Defensive Rebound			
03:21	7 FU Y 2 Pts paint missed (2 Out)			
03:20				10 WAGER S Defensive Rebound
02:59		36-27	+9	10 WAGER S 2-Pts paint made (2 In)
02:57				4 MACLEAN C Assist
02:27	7 FU Y 2 Pts paint missed (2 Out)			
02:25	11 CHEN Q Offensive Rebound			
02:23	9 PENG F 2 Pts paint missed (2 Out)			
02:21				10 WAGER S Defensive Rebound
02:06				10 WAGER S Turnover
02:06	7 FU Y Steal			
02:06				13 SUGDEN L Personal foul
02:06	7 FU Y Foul On			
01:53	7 FU Y 2-Pts missed (2 out)			
01:51				10 WAGER S Defensive Rebound
01:34				10 WAGER S 2 Pts paint missed (2 Out)
01:26				7 FREEMAN H Offensive Rebound
01:19				13 SUGDEN L 2-Pts missed (2 out)
01:18	10 CHEN D Defensive Rebound			
00:56	7 FU Y 2-Pts paint made (2 In)	38-27	+11	
00:56	9 PENG F Assist			
00:56				13 SUGDEN L Personal foul
00:56	7 FU Y Foul On			
00:56	7 FU Y Free Throw made (1 In)	39-27	+12	
00:45	13 LI Y Personal foul			
00:45				10 WAGER S Foul On
00:30				10 WAGER S 2 Pts paint missed (2 Out)
00:29	7 FU Y Defensive Rebound			
00:17	11 CHEN Q 2 Pts paint missed (2 Out)			
00:16	9 PENG F Offensive Rebound			
00:16	9 PENG F 2-Pts paint made (2 In)	41-27	+14	

## FOURTH QUARTER

### Quarter Starters:

CHN

GBR

Game Time	CHN - China	Score	Lead	GBR - Great Britain
10:00				7 FREEMAN H Player IN <<----
10:00				8 WILD A Player IN <<----
10:00				4 MACLEAN C Player IN <<----
10:00				13 SUGDEN L Player IN <<----



## PLAY BY PLAY

文字比分播报

CHN 57 vs 38 GBR

Attendance: 12000

Game Time	CHN - China	Score	Lead	GBR - Great Britain
10:00				10 WAGER S Player IN <<----
10:00	10 CHEN D Player IN <<----			
10:00	13 LI Y Player IN <<----			
10:00	11 CHEN Q Player IN <<----			
10:00	7 FU Y Player IN <<----			
10:00	9 PENG F Player IN <<----			
09:58	Tap off situation, throw-in			
09:53	13 LI Y Turnover			
09:38				10 WAGER S 2 Pts paint missed (2 Out)
09:37	13 LI Y Defensive Rebound			
09:24	11 CHEN Q 2 Pts paint missed (2 Out)			
09:22				10 WAGER S Defensive Rebound
09:04				4 MACLEAN C 2-Pts missed (2 out)
09:04				Offensive Rebound
08:56				10 WAGER S 2 Pts paint missed (2 Out)
08:52	9 PENG F Blocked Shot			
08:50	9 PENG F Defensive Rebound			
08:45	11 CHEN Q 2 Pts paint missed (2 Out)			
08:44				10 WAGER S Defensive Rebound
08:20		41-29	+12	8 WILD A 2-Pts made (2 In)
07:56	9 PENG F 2-Pts paint made (2 In)	43-29	+14	
07:39				7 FREEMAN H 2 Pts paint missed (2 Out)
07:36				7 FREEMAN H Offensive Rebound
07:36				7 FREEMAN H 2 Pts paint missed (2 Out)
07:36				Offensive Rebound
07:27				13 SUGDEN L 2-Pts missed (2 out)
07:26				7 FREEMAN H Offensive Rebound
07:26				13 SUGDEN L Foul On
07:26	9 PENG F Personal foul			
07:26				12 TURNER H Player IN <<----
07:26				10 WAGER S Player OUT ---->>
07:26		43-30	+13	13 SUGDEN L Free Throw made (1 In)
07:26				13 SUGDEN L Free Throw missed (1 Out)
07:26	Defensive Rebound			
07:21				8 WILD A Personal foul
07:21	13 LI Y Foul On			
07:10	10 CHEN D 2-Pts missed (2 out)			
07:08				8 WILD A Defensive Rebound
06:55		43-32	+11	7 FREEMAN H 2-Pts paint made (2 In)
06:55				7 FREEMAN H Foul On
06:55	7 FU Y Personal foul			
06:55				7 FREEMAN H Free Throw missed (1 Out)



## PLAY BY PLAY

文字比分播报

CHN 57 vs 38 GBR

Attendance: 12000

Game Time	CHN - China	Score	Lead	GBR - Great Britain
06:52	10 CHEN D Defensive Rebound			
06:34	7 FU Y 2-Pts made (2 In)	45-32	+13	
06:13				8 WILD A 2 Pts paint missed (2 Out)
06:12	10 CHEN D Defensive Rebound			
05:54	9 PENG F 2-Pts paint made (2 In)	47-32	+15	
05:54				Time out
05:28				Turnover
05:02	13 LI Y 2-Pts missed (2 out)			
05:01				Defensive Rebound
04:45				4 MACLEAN C Turnover
04:45	7 FU Y Steal			
04:26	13 LI Y 2-Pts paint made (2 In)	49-32	+17	
04:09				7 FREEMAN H Foul On
04:09	11 CHEN Q Personal foul			
04:09				7 FREEMAN H Free Throw missed (1 Out)
04:09				7 FREEMAN H Free Throw missed (1 Out)
04:06	9 PENG F Defensive Rebound			
03:52	7 FU Y 2-Pts missed (2 out)			
03:51				4 MACLEAN C Defensive Rebound
03:43				8 WILD A Turnover
03:43	7 FU Y Steal			
03:35	13 LI Y 2 Pts paint missed (2 Out)			
03:34	7 FU Y Offensive Rebound			
03:34	7 FU Y 2-Pts paint made (2 In)	51-32	+19	
03:34	11 CHEN Q Assist			
03:34				Time out
03:34				14 McDONALD P Player IN <<----
03:34				6 STRANGE C Player IN <<----
03:34				7 FREEMAN H Player OUT ---->>
03:34				12 TURNER H Player OUT ---->>
03:34				7 FREEMAN H Player IN <<----
03:34				12 TURNER H Player IN <<----
03:34				6 STRANGE C Player OUT ---->>
03:34				8 WILD A Player OUT ---->>
03:34				6 STRANGE C Player IN <<----
03:34				13 SUGDEN L Player OUT ---->>
03:16				12 TURNER H 2 Pts paint missed (2 Out)
03:14	7 FU Y Defensive Rebound			
02:59	13 LI Y 2-Pts paint made (2 In)	53-32	+21	
02:54	7 FU Y Assist			
02:37		53-34	+19	7 FREEMAN H 2-Pts paint made (2 In)
02:16				12 TURNER H Defensive Rebound



## PLAY BY PLAY

文字比分播报

CHN 57 vs 38 GBR

Attendance: 12000

Game Time	CHN - China	Score	Lead	GBR - Great Britain
02:13	9 PENG F 2-Pts missed (2 out)			
02:04		53-36	+17	7 FREEMAN H 2-Pts paint made (2 In)
02:04				7 FREEMAN H Foul On
02:04	13 LI Y Personal foul			
02:04				7 FREEMAN H Free Throw missed (1 Out)
02:00				12 TURNER H Offensive Rebound
02:00				12 TURNER H 2 Pts paint missed (2 Out)
01:58	9 PENG F Defensive Rebound			
01:44	11 CHEN Q 2-Pts paint made (2 In)	55-36	+19	
01:44	9 PENG F Assist			
01:20				6 STRANGE C 2-Pts missed (2 out)
01:20	Defensive Rebound			
01:02	9 PENG F 2-Pts missed (2 out)			
01:01	7 FU Y Offensive Rebound			
00:53	10 CHEN D 2-Pts missed (2 out)			
00:53	7 FU Y Personal foul			
00:53				12 TURNER H Foul On
00:53				12 TURNER H Free Throw missed (1 Out)
00:53				12 TURNER H Free Throw missed (1 Out)
00:50	10 CHEN D Defensive Rebound			
00:37				14 McDONALD P Personal foul
00:37	9 PENG F Foul On			
00:37	Time out			
00:37	5 GU L Player IN <<----			
00:37	7 FU Y Player OUT ---->>			
00:37	15 ZHENG D Player IN <<----			
00:37	10 CHEN D Player OUT ---->>			
00:37	9 PENG F Free Throw made (1 In)	56-36	+20	
00:37	9 PENG F Free Throw made (1 In)	57-36	+21	
00:23		57-38	+19	12 TURNER H 2-Pts paint made (2 In)
00:19				4 MACLEAN C Assist
00:05	9 PENG F 2 Pts paint missed (2 Out)			
00:03				12 TURNER H Defensive Rebound



## RESULTS

比赛成绩

### CHN 29 vs 17 GBR

Attendance: 12000

Referee: VILJANEN Seppo Olavi (CZE)

Commissioner: VIVIERS Nico Maritz Malan (RSA)

Umpires: KANNO Eisuke (JPN); HO Shuet Mei (SIN)

Classifier: DINH Trien Tan (FRA)

		Q1		Q2	
Scoring by 5 min intervals:	CHN	7	9	19	29
	GBR	6	15	16	17

#### CHN - CHINA

No.	Name	Sport Class	MIN	Field Goals		2 Points		3 Points		Free Throws		Rebounds			AS	TO	ST	BS	PF	FO	PTS
				M/A	%	M/A	%	M/A	%	M/A	%	OR	DR	TOT							
*7	FU Yongqing	4.0	20:00	7/13	54	7/13	54			0/2	0	1	5	6		1			1	3	14
*9	PENG Fengling	4.0	14:15	2/7	29	2/7	29					1	2	3	1	2			1	1	4
*10	CHEN Damei	3.0	20:00	2/5	40	2/5	40						1	1	4	2	2		2		4
*11	CHEN Qiurong	1.0	20:00	1/2	50	1/2	50					2		2		1			3		2
*12	LIU Mihuan	1.5	20:00	2/3	67	2/3	67			1/2	50		1	1			1		2	1	5
4	ZHANG Santao (C)	4.0	00:00																		0
5	GU Li	4.5	00:00																		0
6	HAO Wenhua	4.0	00:00																		0
8	YANG Chao	4.0	05:45										1	1	2				1		0
13	LI Yanhua	1.5	00:00																		0
14	CAO Qiuping	3.0	00:00																		0
15	ZHENG Donghui	2.5	00:00																		0
Team/Coach																					
<b>Totals</b>				14/30	47	14/30	47			1/4	25	5	15	20	7	6	3		10	5	29
<b>Coach</b>		LIU Tiehua																			
<b>Assistant Coach</b>		ZHANG Chunling																			

#### GBR - GREAT BRITAIN

No.	Name	Sport Class	MIN	Field Goals		2 Points		3 Points		Free Throws		Rebounds			AS	TO	ST	BS	PF	FO	PTS
				M/A	%	M/A	%	M/A	%	M/A	%	OR	DR	TOT							
*4	MACLEAN Caroline	2.0	17:15	1/4	25	1/4	25						1	1					1	1	2
*6	STRANGE Clare	1.5	17:22	1/3	33	1/3	33			1/1	100		3	3	3					1	3
*12	TURNER Helen	4.0	15:18	2/4	50	2/4	50						3	3		1					4
*13	SUGDEN Louise	2.0	15:11	0/2	0	0/2	0								2	2			1	1	0
*15	MATTHEWS Caroline (C)	4.5	17:15	3/4	75	3/4	75						2	2		3	1		1		6
5	HARPER Joanne	1.0	00:00																		0
7	FREEMAN Helen	4.0	02:45	0/1	0	0/1	0			1/2	50									1	1
8	WILD Ann	2.0	04:42	0/1	0	0/1	0			1/6	17	1	1	2		1				3	1
9	JOHNSON Paula	2.5	00:00																		0
10	WAGER Sally	3.0	07:27							0/4	0		2	2					2	2	0
11	FOX Jill	1.5	02:45							0/2	0									1	0
14	McDONALD Pauline	2.5	00:00																		0
Team/Coach																					
<b>Totals</b>				7/19	37	7/19	37			3/15	20	2	12	14	3	9	3		5	10	17
<b>Coach</b>		PEEL Garry																			
<b>Assistant Coach</b>		BHANIA Haj Singh FODEN Mathew																			

	CHN	GBR
Points from Turnovers	6	10
Points in the Paint	22	12
Second Chance Points	4	0
Fast Break Points	0	0

	CHN	GBR
Biggest Lead	12	8
Biggest Scoring Run	10-0(25-16)	9-0(7-15)
Lead Changes	5	
Times Tied	3	

#### Legend:

%	Shooting Percentage	(C)	Captain	*	Starters	AS	Assists
BS	Blocked Shots	DR	Defensive Rebounds	FO	Fouls On	M/A	Made/Attempts
MIN	Minutes Played	OR	Offensive Rebounds	PF	Fouls	PTS	Points
Qx	Quarter Time	ST	Steals	TO	Turnovers	TOT	Total Rebounds





## RESULTS

比赛成绩

### CHN 57 vs 38 GBR

Attendance: 12000

Referee: VILJANEN Seppo Olavi (CZE)

Commissioner: VIVIERS Nico Maritz Malan (RSA)

Umpires: KANNO Eisuke (JPN); HO Shuet Mei (SIN)

Classifier: DINH Trien Tan (FRA)

Scoring by 5 min intervals:	CHN	Q1		Q2		Q3		Q4	
		7	9	19	29	36	41	47	57
	GBR	6	15	16	17	25	27	32	38

#### CHN - CHINA

No.	Name	Sport Class	MIN	Field Goals		2 Points		3 Points		Free Throws		Rebounds			AS	TO	ST	BS	PF	FO	PTS
				M/A	%	M/A	%	M/A	%	M/A	%	OR	DR	TOT							
*7	FU Yongqing	4.0	39:23	13/25	52	13/25	52			2/7	29	5	9	14	1	1	3		3	8	28
*9	PENG Fengling	4.0	30:23	5/14	36	5/14	36			2/2	100	2	6	8	3	2		1	2	2	12
*10	CHEN Damei	3.0	39:23	2/8	25	2/8	25					1	6	7	5	3	2		3		4
*11	CHEN Qiurong	1.0	40:00	2/7	29	2/7	29					5	1	6	2	1			4		4
*12	LIU Mihuan	1.5	25:30	2/5	40	2/5	40			1/2	50		1	1	1	1	1		2	1	5
4	ZHANG Santao (C)	4.0	00:00																		0
5	GU Li	4.5	00:37																		0
6	HAO Wenhua	4.0	00:00																		0
8	YANG Chao	4.0	09:37									1	1	2					1		0
13	LI Yanhua	1.5	14:30	2/4	50	2/4	50					1	1			1			2	1	4
14	CAO Qiuping	3.0	00:00																		0
15	ZHENG Donghui	2.5	00:37																		0
Team/Coach																					
<b>Totals</b>				26/63	41	26/63	41			5/11	45	14	32	46	14	9	6	1	17	12	57
Coach		LIU Tiehua																			
Assistant Coach		ZHANG Chunling																			

#### GBR - GREAT BRITAIN

No.	Name	Sport Class	MIN	Field Goals		2 Points		3 Points		Free Throws		Rebounds			AS	TO	ST	BS	PF	FO	PTS	
				M/A	%	M/A	%	M/A	%	M/A	%	OR	DR	TOT								
*4	MACLEAN Caroline	2.0	37:15	3/7	43	3/7	43					2	2	2	1				2	1	6	
*6	STRANGE Clare	1.5	20:56	1/4	25	1/4	25			1/1	100		3	3	3					1	3	
*12	TURNER Helen	4.0	26:36	3/7	43	3/7	43			0/2	0	1	5	6		1			1	1	6	
*13	SUGDEN Louise	2.0	31:37	1/8	13	1/8	13			1/2	50				2	2			3	2	3	
*15	MATTHEWS Caroline (C)	4.5	17:15	3/4	75	3/4	75					2	2		3	1			1		6	
5	HARPER Joanne	1.0	00:00																		0	
7	FREEMAN Helen	4.0	22:45	3/8	38	3/8	38			1/6	17	3		3	2					4	7	
8	WILD Ann	2.0	21:08	1/3	33	1/3	33			1/6	17	1	4	5	1	2	1		1	4	3	
9	JOHNSON Paula	2.5	00:00																		0	
10	WAGER Sally	3.0	16:09	2/6	33	2/6	33			0/4	0		7	7		1			3	3	4	
11	FOX Jill	1.5	02:45							0/2	0									1	0	
14	McDONALD Pauline	2.5	03:34																	1	0	
Team/Coach																						
<b>Totals</b>				17/47	36	17/47	36			4/23	17	8	24	32	8	13	4			12	17	38
Coach		PEEL Garry																				
Assistant Coach		BHANIA Haj Singh		FODEN Mathew																		

	CHN	GBR
Points from Turnovers	10	14
Points in the Paint	42	28
Second Chance Points	10	3
Fast Break Points	0	0

	CHN	GBR
Biggest Lead	21	8
Biggest Scoring Run	10-0(25-16)	9-0(7-15)
Lead Changes	5	
Times Tied	3	

#### Legend:

%	Shooting Percentage	(C)	Captain	*	Starters	AS	Assists
BS	Blocked Shots	DR	Defensive Rebounds	FO	Fouls On	M/A	Made/Attempts
MIN	Minutes Played	OR	Offensive Rebounds	OTx	Overtime	PF	Fouls
PTS	Points	Qx	Quarter Time	ST	Steals	TO	Turnovers
TOT	Total Rebounds						



## START LIST

首发名单

### BRA - MEX

**Referee:** VILJANEN Seppo Olavi (CZE)  
**Umpires:** PURSGLOVE Ian Robert (GBR); HO Shuet Mei (SIN)

**Commissioner:** de KNOCK Luc D H M (BEL)  
**Classifier:** MACKAY Kenneth (GBR)

#### BRA - Brazil

No.	Name	Pos	Age	Sport Class	Current Games Statistics						
					PPG	FG%	3FG%	FT%	RPG	APG	MPG (GP)
4	REIS Cleonete	F	31	2.0	4.3	40		14	8.5		39:18 (4)
5	COSTA Debora	G	19	4.0	0.0						02:29 (1)
6	MAFRA Naildes	F	30	2.0	4.0	33		0	2.3	0.5	31:55 (4)
7	FARIAS Andreia Cristina	F	22	1.0	0.8	13		33	3.0		38:43 (4)
8	SILVA RAMOS Rosalia	F	38	1.5	0.5	50			1.3		09:20 (4)
9	MARTINS Lia Soares	C	21	4.5	8.3	31		60	7.3	0.3	28:00 (4)
10	SANTOS Monica Andrade	C	29	4.5	2.8	38		25	3.8		10:43 (4)
11	MORAES Jucilene	G	29	4.0	11.8	22	0	47	5.3	5.3	39:55 (4)
12	PANTOJA Ozineide	C	36	2.5	0.0						02:48 (1)
13	GOMES Elizabeth	F	43	1.0	0.0						00:03 (1)
14	FERRAO Helena	F	31	4.0	0.0	0			1.0		02:34 (1)
15	ALMEIDA Vileide	C	16	4.5	0.0						00:00 (0)
Team			28.8		32.3	28	0	36	31.5	6.0	
<b>Coach</b>		CORREA Wilson									
<b>Assistant Coach</b>		LEMOS Mauricio									

BRA Played		
PR	GER	32-62
PR	AUS	30-66
PR	GBR	29-61
PR	USA	38-68

#### MEX - Mexico

No.	Name	Pos	Age	Sport Class	Current Games Statistics						
					PPG	FG%	3FG%	FT%	RPG	APG	MPG (GP)
4	VAZQUEZ SUAREZ C		42	2.5	2.5	45		0	2.0		16:13 (4)
5	RODRIGUEZ VELAZQU.	G	41	2.0	0.5	25		0	2.8		20:13 (4)
6	TORRES LOPEZ Rocio	C	34	3.5	2.0	22	0		6.8	0.3	22:07 (4)
7	ESTRADA BERNAL F	C	18	4.0	5.0	31		36	5.0	0.5	19:49 (4)
8	PEREZ PACHECO Anaisa	G	16	2.5	0.0						04:57 (1)
9	VAZQUEZ D. L (C)	F	42	4.0	16.5	37	15	39	12.0	3.0	38:03 (4)
10	CAMARA ARANGO Rosa	F	51	3.0	1.0	33			1.3	0.3	11:48 (4)
11	TORRES R. A	G	41	3.0	1.0	22			1.3	0.5	08:30 (4)
12	MIRANDA Claudia Magali	G	30	3.0	5.0	43	0	100	1.3	1.3	16:42 (4)
13	GUZMAN ACOSTA R	F	31	3.0	3.0	50		33	2.0		07:00 (1)
14	VERA Rosa Herlinda	G	43	2.0	1.0	100					07:05 (2)
15	GARCIA AMADOR Wendy	G	27	1.0	4.0	25	29	0	3.0	1.3	40:00 (4)
Team			34.7		38.8	34	16	36	35.8	7.0	
<b>Coach</b>		DAVILA Aaron									
<b>Assistant Coach</b>		PIMENTEL Rene									

MEX Played		
PR	NED	46-59
PR	JPN	34-52
PR	CHN	37-53
PR	CAN	38-71

#### Legend:

3FG%	3 Field Goals %	APG	Assists per Game	C	Centre	F	Forward
FG%	Field Goals %	FT%	Free Throws %	G	Guard	GP	Games Played
MPG	Minutes Played per Game	Pos	Playing Position	PPG	Points per Game	PR	Preliminary Round
RPG	Rebounds per Game						



## PLAY BY PLAY

文字比分播报

**BRA 23 vs 24 MEX**

**Attendance: 12000**

		Q1		Q2	
Scoring by 5 min intervals:	BRA	8	12	17	23
	MEX	9	16	18	24

### FIRST QUARTER

#### Quarter Starters:

**BRA** 4 REIS C                      6 MAFRA N                      7 FARIAS AC                      9 MARTINS LS                      11 MORAES J  
**MEX** 5 RODRIGUEZ VELAZQU. 7 ESTRADA BERNAL F                      9 VAZQUEZ D. L                      11 TORRES R. A                      15 GARCIA AMADOR W

Game Time	BRA - Brazil	Score	Lead	MEX - Mexico
10:00	4 REIS C Player IN <<<<<<			
10:00	6 MAFRA N Player IN <<<<<<			
10:00	7 FARIAS AC Player IN <<<<<<			
10:00	9 MARTINS LS Player IN <<<<<<			
10:00	11 MORAES J Player IN <<<<<<			
10:00				5 RODRIGUEZ VELAZQU. Player IN <<<<<<
10:00				7 ESTRADA BERNAL F Player IN <<<<<<
10:00				9 VAZQUEZ D. L Player IN <<<<<<
10:00				11 TORRES R. A Player IN <<<<<<
10:00				15 GARCIA AMADOR W Player IN <<<<<<
10:00	4 REIS C Tap off lost			7 ESTRADA BERNAL F Tap off won
09:47				7 ESTRADA BERNAL F 2 Pts paint missed (2 Out)
09:46				7 ESTRADA BERNAL F Offensive Rebound
09:46		0-2	-2	7 ESTRADA BERNAL F 2-Pts paint made (2 In)
09:33	7 FARIAS AC Offensive foul			
09:33	7 FARIAS AC Turnover			
09:33				11 TORRES R. A Foul On
09:33				11 TORRES R. A Steal
09:11				15 GARCIA AMADOR W 2-Pts missed (2 out)
09:11	Defensive Rebound			
09:11	Tap off situation, throw-in			
09:01				15 GARCIA AMADOR W Personal foul
09:01	9 MARTINS LS Foul On			
08:52				7 ESTRADA BERNAL F Personal foul
08:52	11 MORAES J Foul On			
08:52	11 MORAES J Free Throw missed (1 Out)			
08:52	11 MORAES J Free Throw missed (1 Out)			
08:52				Defensive Rebound
08:38	4 REIS C Personal foul			
08:38				7 ESTRADA BERNAL F Foul On
08:38		0-3	-3	7 ESTRADA BERNAL F Free Throw made (1 In)
08:38				7 ESTRADA BERNAL F Free Throw missed (1 Out)
08:35				7 ESTRADA BERNAL F Offensive Rebound
08:20				5 RODRIGUEZ VELAZQU. 2 Pts paint missed (2 Out)



## PLAY BY PLAY

文字比分播报

**BRA 23 vs 24 MEX**

**Attendance: 12000**

Game Time	BRA - Brazil	Score	Lead	MEX - Mexico
08:19	9 MARTINS LS Defensive Rebound			
08:07	9 MARTINS LS 2-Pts paint made (2 In)	2-3	-1	
08:06	11 MORAES J Assist			
07:41				9 VAZQUEZ D. L 2-Pts missed (2 out)
07:38	7 FARIAS AC Defensive Rebound			
07:23	6 MAFRA N 2-Pts made (2 In)	4-3	+1	
07:22	11 MORAES J Assist			
07:07		4-5	-1	9 VAZQUEZ D. L 2-Pts paint made (2 In)
07:05				11 TORRES R. A Assist
06:51	11 MORAES J 2-Pts paint made (2 In)	6-5	+1	
06:40	7 FARIAS AC Personal foul			
06:40				9 VAZQUEZ D. L Foul On
06:40		6-6	0	9 VAZQUEZ D. L Free Throw made (1 In)
06:39				9 VAZQUEZ D. L Free Throw missed (1 Out)
06:36				11 TORRES R. A Offensive Rebound
06:32				15 GARCIA AMADOR W Offensive foul
06:32				15 GARCIA AMADOR W Turnover
06:32	11 MORAES J Foul On			
06:32	11 MORAES J Steal			
06:20				15 GARCIA AMADOR W Personal foul
06:20	11 MORAES J Foul On			
06:04	11 MORAES J Assist			
06:01	9 MARTINS LS 2-Pts paint made (2 In)	8-6	+2	
05:44		8-8	0	9 VAZQUEZ D. L 2-Pts made (2 In)
05:44	6 MAFRA N Personal foul			
05:44				9 VAZQUEZ D. L Foul On
05:44		8-9	-1	9 VAZQUEZ D. L Free Throw made (1 In)
05:31	11 MORAES J 2 Pts paint missed (2 Out)			
05:31				15 GARCIA AMADOR W Defensive Rebound
05:14				9 VAZQUEZ D. L 2-Pts missed (2 out)
05:14	Defensive Rebound			
04:51	9 MARTINS LS 2-Pts paint made (2 In)	10-9	+1	
04:50	11 MORAES J Assist			
04:23				9 VAZQUEZ D. L 2 Pts paint missed (2 Out)
04:18	9 MARTINS LS Defensive Rebound			
04:10	11 MORAES J 3-Pts missed (3 Out)			
04:07				15 GARCIA AMADOR W Defensive Rebound
04:05				9 VAZQUEZ D. L Turnover
04:05	9 MARTINS LS Steal			
03:56				Tap off situation, throw-in
03:34				15 GARCIA AMADOR W 2-Pts missed (2 out)
03:33	7 FARIAS AC Defensive Rebound			



## PLAY BY PLAY

文字比分播报

**BRA 23 vs 24 MEX**

**Attendance: 12000**

Game Time	BRA - Brazil	Score	Lead	MEX - Mexico
03:12	11 MORAES J 2-Pts missed (2 out)			
03:11				7 ESTRADA BERNAL F Defensive Rebound
02:55				9 VAZQUEZ D. L 2-Pts missed (2 out)
02:55				Offensive Rebound
02:45				15 GARCIA AMADOR W 2 Pts paint missed (2 Out)
02:44	9 MARTINS LS Defensive Rebound			
02:31	9 MARTINS LS 2 Pts paint missed (2 Out)			
02:31	9 MARTINS LS Offensive Rebound			
02:31				5 RODRIGUEZ VELAZQU. Personal foul
02:31	11 MORAES J Foul On			
02:31	11 MORAES J Free Throw missed (1 Out)			
02:31	11 MORAES J Free Throw missed (1 Out)			
02:25				9 VAZQUEZ D. L Defensive Rebound
02:11		10-11	-1	9 VAZQUEZ D. L 2-Pts paint made (2 In)
02:09				15 GARCIA AMADOR W Assist
02:00	Time out			
02:00	Tap off situation, throw-in			
01:45	9 MARTINS LS 2 Pts paint missed (2 Out)			
01:44				5 RODRIGUEZ VELAZQU. Defensive Rebound
01:34	6 MAFRA N Personal foul			
01:34				9 VAZQUEZ D. L Foul On
01:34		10-12	-2	9 VAZQUEZ D. L Free Throw made (1 In)
01:34		10-13	-3	9 VAZQUEZ D. L Free Throw made (1 In)
01:24	11 MORAES J Turnover			
01:12				9 VAZQUEZ D. L 2-Pts missed (2 out)
01:11	7 FARIAS AC Defensive Rebound			
00:47	6 MAFRA N 2-Pts missed (2 out)			
00:45				7 ESTRADA BERNAL F Defensive Rebound
00:42				7 ESTRADA BERNAL F Turnover
00:27	11 MORAES J 2-Pts paint made (2 In)	12-13	-1	
00:01		12-16	-4	9 VAZQUEZ D. L 3-Pts made (3 In)

## SECOND QUARTER

### Quarter Starters:

**BRA** 4 REIS C                      6 MAFRA N                      7 FARIAS AC                      9 MARTINS LS                      11 MORAES J  
**MEX** 7 ESTRADA BERNAL F      9 VAZQUEZ D. L                      11 TORRES R. A                      15 GARCIA AMADOR W      5 RODRIGUEZ VELAZQU.

Game Time	BRA - Brazil	Score	Lead	MEX - Mexico
10:00				7 ESTRADA BERNAL F Player IN <<<<<<
10:00				9 VAZQUEZ D. L Player IN <<<<<<
10:00				11 TORRES R. A Player IN <<<<<<
10:00				15 GARCIA AMADOR W Player IN <<<<<<
10:00				5 RODRIGUEZ VELAZQU. Player IN <<<<<<



## PLAY BY PLAY

文字比分播报

**BRA 23 vs 24 MEX**

**Attendance: 12000**

Game Time	BRA - Brazil	Score	Lead	MEX - Mexico
10:00	4 REIS C Player IN <<----			
10:00	6 MAFRA N Player IN <<----			
10:00	7 FARIAS AC Player IN <<----			
10:00	9 MARTINS LS Player IN <<----			
10:00	11 MORAES J Player IN <<----			
09:57				Tap off situation, throw-in
09:44				15 GARCIA AMADOR W 2-Pts missed (2 out)
09:43	6 MAFRA N Defensive Rebound			
09:26	11 MORAES J 2-Pts paint made (2 In)	14-16	-2	
08:57				9 VAZQUEZ D. L 2-Pts missed (2 out)
08:56	11 MORAES J Defensive Rebound			
08:46				7 ESTRADA BERNAL F Personal foul
08:46	11 MORAES J Foul On			
08:46	11 MORAES J Free Throw missed (1 Out)			
08:46	11 MORAES J Free Throw made (1 In)	15-16	-1	
08:27				5 RODRIGUEZ VELAZQU. 2-Pts missed (2 out)
08:26	9 MARTINS LS Defensive Rebound			
08:06	4 REIS C Turnover			
08:06				11 TORRES R. A Steal
08:06				11 TORRES R. A Turnover
07:31	9 MARTINS LS 2 Pts paint missed (2 Out)			
07:26				9 VAZQUEZ D. L Defensive Rebound
07:12				9 VAZQUEZ D. L 2-Pts missed (2 out)
07:12	Defensive Rebound			
07:12				7 ESTRADA BERNAL F Player OUT ---->>
07:12				6 TORRES LOPEZ R Player IN <<----
07:12				5 RODRIGUEZ VELAZQU. Player OUT ---->>
07:12				4 VAZQUEZ SUAREZ C Player IN <<----
06:47	11 MORAES J 2-Pts missed (2 out)			
06:46				11 TORRES R. A Defensive Rebound
06:25		15-18	-3	9 VAZQUEZ D. L 2-Pts made (2 In)
05:53	4 REIS C 2 Pts paint missed (2 Out)			
05:50	6 MAFRA N Offensive Rebound			
05:48	9 MARTINS LS 2 Pts paint missed (2 Out)			
05:45				9 VAZQUEZ D. L Defensive Rebound
05:42				9 VAZQUEZ D. L Turnover
05:30	11 MORAES J 2 Pts paint missed (2 Out)			
05:26	9 MARTINS LS Offensive Rebound			
05:26				4 VAZQUEZ SUAREZ C Personal foul
05:26	11 MORAES J Foul On			
05:17				9 VAZQUEZ D. L Personal foul
05:17	11 MORAES J Foul On			



## PLAY BY PLAY

文字比分播报

**BRA 23 vs 24 MEX**

**Attendance: 12000**

Game Time	BRA - Brazil	Score	Lead	MEX - Mexico
05:17	11 MORAES J Free Throw made (1 In)	16-18	-2	
05:17	9 MARTINS LS Free Throw made (1 In)	17-18	-1	
05:02				2 Pts paint missed (2 Out)
05:02				9 VAZQUEZ D. L Offensive Rebound
04:57	9 MARTINS LS Steal			
04:45	6 MAFRA N 2 Pts paint missed (2 Out)			
04:43				6 TORRES LOPEZ R Defensive Rebound
04:27		17-20	-3	6 TORRES LOPEZ R 2-Pts paint made (2 In)
04:26				9 VAZQUEZ D. L Assist
04:02	4 REIS C 2 Pts paint missed (2 Out)			
03:59				11 TORRES R. A Defensive Rebound
03:50				11 TORRES R. A 2 Pts paint missed (2 Out)
03:49	7 FARIAS AC Defensive Rebound			
03:38	4 REIS C Turnover			
03:18		17-22	-5	6 TORRES LOPEZ R 2-Pts paint made (2 In)
03:16				15 GARCIA AMADOR W Assist
03:03	6 MAFRA N 2-Pts paint made (2 In)	19-22	-3	
02:42				11 TORRES R. A 2-Pts missed (2 out)
02:40	11 MORAES J Defensive Rebound			
02:30	11 MORAES J 2-Pts paint made (2 In)	21-22	-1	
02:29				Time out
02:13				6 TORRES LOPEZ R 2 Pts paint missed (2 Out)
02:11	4 REIS C Defensive Rebound			
01:55	6 MAFRA N 2-Pts missed (2 out)			
01:52				15 GARCIA AMADOR W Defensive Rebound
01:40	9 MARTINS LS Personal foul			
01:40				9 VAZQUEZ D. L Foul On
01:39				15 GARCIA AMADOR W Free Throw missed (1 Out)
01:36				15 GARCIA AMADOR W Free Throw missed (1 Out)
01:33	9 MARTINS LS Defensive Rebound			
01:14	11 MORAES J 2-Pts missed (2 out)			
01:14				15 GARCIA AMADOR W Defensive Rebound
01:14				9 VAZQUEZ D. L Offensive foul
01:14				9 VAZQUEZ D. L Turnover
01:14	9 MARTINS LS Foul On			
01:14	9 MARTINS LS Steal			
00:50	4 REIS C 2 Pts paint missed (2 Out)			
00:50				4 VAZQUEZ SUAREZ C Defensive Rebound
00:32		21-24	-3	9 VAZQUEZ D. L 2-Pts made (2 In)
00:10	6 MAFRA N 2-Pts paint made (2 In)	23-24	-1	
00:06	11 MORAES J Assist			
00:01				15 GARCIA AMADOR W 3-Pts missed (3 Out)



NATIONAL INDOOR STADIUM  
国家体育馆

SUN 星期日  
14 SEP 2008  
13:30

WHEELCHAIR BASKETBALL  
轮椅篮球

WOMEN  
女子

CLASSIFICATION 9TH-10TH - GAME 65  
9-10名排位赛 - 场 65



### PLAY BY PLAY

文字比分播报

**BRA 23 vs 24 MEX**

**Attendance: 12000**

Game Time	BRA - Brazil	Score	Lead	MEX - Mexico
-----------	--------------	-------	------	--------------





## PLAY BY PLAY

文字比分播报

**BRA 44 vs 54 MEX**

**Attendance: 12000**

Scoring by 5 min intervals:		Q1		Q2		Q3		Q4	
BRA		8	12	17	23	28	35	37	44
MEX		9	16	18	24	34	42	50	54

### FIRST QUARTER

#### Quarter Starters:

**BRA** 4 REIS C                      6 MAFRA N                      7 FARIAS AC                      9 MARTINS LS                      11 MORAES J  
**MEX** 5 RODRIGUEZ VELAZQU. 7 ESTRADA BERNAL F                      9 VAZQUEZ D. L                      11 TORRES R. A                      15 GARCIA AMADOR W

Game Time	BRA - Brazil	Score	Lead	MEX - Mexico
10:00	4 REIS C Player IN <<<<<<			
10:00	6 MAFRA N Player IN <<<<<<			
10:00	7 FARIAS AC Player IN <<<<<<			
10:00	9 MARTINS LS Player IN <<<<<<			
10:00	11 MORAES J Player IN <<<<<<			
10:00				5 RODRIGUEZ VELAZQU. Player IN <<<<<<
10:00				7 ESTRADA BERNAL F Player IN <<<<<<
10:00				9 VAZQUEZ D. L Player IN <<<<<<
10:00				11 TORRES R. A Player IN <<<<<<
10:00				15 GARCIA AMADOR W Player IN <<<<<<
10:00	4 REIS C Tap off lost			7 ESTRADA BERNAL F Tap off won
09:47				7 ESTRADA BERNAL F 2 Pts paint missed (2 Out)
09:46				7 ESTRADA BERNAL F Offensive Rebound
09:46		0-2	-2	7 ESTRADA BERNAL F 2-Pts paint made (2 In)
09:33	7 FARIAS AC Offensive foul			
09:33	7 FARIAS AC Turnover			
09:33				11 TORRES R. A Foul On
09:33				11 TORRES R. A Steal
09:11				15 GARCIA AMADOR W 2-Pts missed (2 out)
09:11	Defensive Rebound			
09:11	Tap off situation, throw-in			
09:01				15 GARCIA AMADOR W Personal foul
09:01	9 MARTINS LS Foul On			
08:52				7 ESTRADA BERNAL F Personal foul
08:52	11 MORAES J Foul On			
08:52	11 MORAES J Free Throw missed (1 Out)			
08:52	11 MORAES J Free Throw missed (1 Out)			
08:52				Defensive Rebound
08:38	4 REIS C Personal foul			
08:38				7 ESTRADA BERNAL F Foul On
08:38		0-3	-3	7 ESTRADA BERNAL F Free Throw made (1 In)
08:38				7 ESTRADA BERNAL F Free Throw missed (1 Out)
08:35				7 ESTRADA BERNAL F Offensive Rebound
08:20				5 RODRIGUEZ VELAZQU. 2 Pts paint missed (2 Out)



## PLAY BY PLAY

文字比分播报

**BRA 44 vs 54 MEX**

**Attendance: 12000**

Game Time	BRA - Brazil	Score	Lead	MEX - Mexico
08:19	9 MARTINS LS Defensive Rebound			
08:07	9 MARTINS LS 2-Pts paint made (2 In)	2-3	-1	
08:06	11 MORAES J Assist			
07:41				9 VAZQUEZ D. L 2-Pts missed (2 out)
07:38	7 FARIAS AC Defensive Rebound			
07:23	6 MAFRA N 2-Pts made (2 In)	4-3	+1	
07:22	11 MORAES J Assist			
07:07		4-5	-1	9 VAZQUEZ D. L 2-Pts paint made (2 In)
07:05				11 TORRES R. A Assist
06:51	11 MORAES J 2-Pts paint made (2 In)	6-5	+1	
06:40	7 FARIAS AC Personal foul			
06:40				9 VAZQUEZ D. L Foul On
06:40		6-6	0	9 VAZQUEZ D. L Free Throw made (1 In)
06:39				9 VAZQUEZ D. L Free Throw missed (1 Out)
06:36				11 TORRES R. A Offensive Rebound
06:32				15 GARCIA AMADOR W Offensive foul
06:32				15 GARCIA AMADOR W Turnover
06:32	11 MORAES J Foul On			
06:32	11 MORAES J Steal			
06:20				15 GARCIA AMADOR W Personal foul
06:20	11 MORAES J Foul On			
06:04	11 MORAES J Assist			
06:01	9 MARTINS LS 2-Pts paint made (2 In)	8-6	+2	
05:44		8-8	0	9 VAZQUEZ D. L 2-Pts made (2 In)
05:44	6 MAFRA N Personal foul			
05:44				9 VAZQUEZ D. L Foul On
05:44		8-9	-1	9 VAZQUEZ D. L Free Throw made (1 In)
05:31	11 MORAES J 2 Pts paint missed (2 Out)			
05:31				15 GARCIA AMADOR W Defensive Rebound
05:14				9 VAZQUEZ D. L 2-Pts missed (2 out)
05:14	Defensive Rebound			
04:51	9 MARTINS LS 2-Pts paint made (2 In)	10-9	+1	
04:50	11 MORAES J Assist			
04:23				9 VAZQUEZ D. L 2 Pts paint missed (2 Out)
04:18	9 MARTINS LS Defensive Rebound			
04:10	11 MORAES J 3-Pts missed (3 Out)			
04:07				15 GARCIA AMADOR W Defensive Rebound
04:05				9 VAZQUEZ D. L Turnover
04:05	9 MARTINS LS Steal			
03:56				Tap off situation, throw-in
03:34				15 GARCIA AMADOR W 2-Pts missed (2 out)
03:33	7 FARIAS AC Defensive Rebound			



## PLAY BY PLAY

文字比分播报

**BRA 44 vs 54 MEX**

**Attendance: 12000**

Game Time	BRA - Brazil	Score	Lead	MEX - Mexico
03:12	11 MORAES J 2-Pts missed (2 out)			
03:11				7 ESTRADA BERNAL F Defensive Rebound
02:55				9 VAZQUEZ D. L 2-Pts missed (2 out)
02:55				Offensive Rebound
02:45				15 GARCIA AMADOR W 2 Pts paint missed (2 Out)
02:44	9 MARTINS LS Defensive Rebound			
02:31	9 MARTINS LS 2 Pts paint missed (2 Out)			
02:31	9 MARTINS LS Offensive Rebound			
02:31				5 RODRIGUEZ VELAZQU. Personal foul
02:31	11 MORAES J Foul On			
02:31	11 MORAES J Free Throw missed (1 Out)			
02:31	11 MORAES J Free Throw missed (1 Out)			
02:25				9 VAZQUEZ D. L Defensive Rebound
02:11		10-11	-1	9 VAZQUEZ D. L 2-Pts paint made (2 In)
02:09				15 GARCIA AMADOR W Assist
02:00	Time out			
02:00	Tap off situation, throw-in			
01:45	9 MARTINS LS 2 Pts paint missed (2 Out)			
01:44				5 RODRIGUEZ VELAZQU. Defensive Rebound
01:34	6 MAFRA N Personal foul			
01:34				9 VAZQUEZ D. L Foul On
01:34		10-12	-2	9 VAZQUEZ D. L Free Throw made (1 In)
01:34		10-13	-3	9 VAZQUEZ D. L Free Throw made (1 In)
01:24	11 MORAES J Turnover			
01:12				9 VAZQUEZ D. L 2-Pts missed (2 out)
01:11	7 FARIAS AC Defensive Rebound			
00:47	6 MAFRA N 2-Pts missed (2 out)			
00:45				7 ESTRADA BERNAL F Defensive Rebound
00:42				7 ESTRADA BERNAL F Turnover
00:27	11 MORAES J 2-Pts paint made (2 In)	12-13	-1	
00:01		12-16	-4	9 VAZQUEZ D. L 3-Pts made (3 In)

## SECOND QUARTER

### Quarter Starters:

**BRA** 4 REIS C                      6 MAFRA N                      7 FARIAS AC                      9 MARTINS LS                      11 MORAES J  
**MEX** 7 ESTRADA BERNAL F      9 VAZQUEZ D. L                      11 TORRES R. A                      15 GARCIA AMADOR W      5 RODRIGUEZ VELAZQU.

Game Time	BRA - Brazil	Score	Lead	MEX - Mexico
10:00				7 ESTRADA BERNAL F Player IN <<<<<<
10:00				9 VAZQUEZ D. L Player IN <<<<<<
10:00				11 TORRES R. A Player IN <<<<<<
10:00				15 GARCIA AMADOR W Player IN <<<<<<
10:00				5 RODRIGUEZ VELAZQU. Player IN <<<<<<



## PLAY BY PLAY

文字比分播报

**BRA 44 vs 54 MEX**

**Attendance: 12000**

Game Time	BRA - Brazil	Score	Lead	MEX - Mexico
10:00	4 REIS C Player IN <<----			
10:00	6 MAFRA N Player IN <<----			
10:00	7 FARIAS AC Player IN <<----			
10:00	9 MARTINS LS Player IN <<----			
10:00	11 MORAES J Player IN <<----			
09:57				Tap off situation, throw-in
09:44				15 GARCIA AMADOR W 2-Pts missed (2 out)
09:43	6 MAFRA N Defensive Rebound			
09:26	11 MORAES J 2-Pts paint made (2 In)	14-16	-2	
08:57				9 VAZQUEZ D. L 2-Pts missed (2 out)
08:56	11 MORAES J Defensive Rebound			
08:46				7 ESTRADA BERNAL F Personal foul
08:46	11 MORAES J Foul On			
08:46	11 MORAES J Free Throw missed (1 Out)			
08:46	11 MORAES J Free Throw made (1 In)	15-16	-1	
08:27				5 RODRIGUEZ VELAZQU. 2-Pts missed (2 out)
08:26	9 MARTINS LS Defensive Rebound			
08:06	4 REIS C Turnover			
08:06				11 TORRES R. A Steal
08:06				11 TORRES R. A Turnover
07:31	9 MARTINS LS 2 Pts paint missed (2 Out)			
07:26				9 VAZQUEZ D. L Defensive Rebound
07:12				9 VAZQUEZ D. L 2-Pts missed (2 out)
07:12	Defensive Rebound			
07:12				7 ESTRADA BERNAL F Player OUT ---->>
07:12				6 TORRES LOPEZ R Player IN <<----
07:12				5 RODRIGUEZ VELAZQU. Player OUT ---->>
07:12				4 VAZQUEZ SUAREZ C Player IN <<----
06:47	11 MORAES J 2-Pts missed (2 out)			
06:46				11 TORRES R. A Defensive Rebound
06:25		15-18	-3	9 VAZQUEZ D. L 2-Pts made (2 In)
05:53	4 REIS C 2 Pts paint missed (2 Out)			
05:50	6 MAFRA N Offensive Rebound			
05:48	9 MARTINS LS 2 Pts paint missed (2 Out)			
05:45				9 VAZQUEZ D. L Defensive Rebound
05:42				9 VAZQUEZ D. L Turnover
05:30	11 MORAES J 2 Pts paint missed (2 Out)			
05:26	9 MARTINS LS Offensive Rebound			
05:26				4 VAZQUEZ SUAREZ C Personal foul
05:26	11 MORAES J Foul On			
05:17				9 VAZQUEZ D. L Personal foul
05:17	11 MORAES J Foul On			



## PLAY BY PLAY

文字比分播报

**BRA 44 vs 54 MEX**

**Attendance: 12000**

Game Time	BRA - Brazil	Score	Lead	MEX - Mexico
05:17	11 MORAES J Free Throw made (1 In)	16-18	-2	
05:17	9 MARTINS LS Free Throw made (1 In)	17-18	-1	
05:02				2 Pts paint missed (2 Out)
05:02				9 VAZQUEZ D. L Offensive Rebound
04:57	9 MARTINS LS Steal			
04:45	6 MAFRA N 2 Pts paint missed (2 Out)			
04:43				6 TORRES LOPEZ R Defensive Rebound
04:27		17-20	-3	6 TORRES LOPEZ R 2-Pts paint made (2 In)
04:26				9 VAZQUEZ D. L Assist
04:02	4 REIS C 2 Pts paint missed (2 Out)			
03:59				11 TORRES R. A Defensive Rebound
03:50				11 TORRES R. A 2 Pts paint missed (2 Out)
03:49	7 FARIAS AC Defensive Rebound			
03:38	4 REIS C Turnover			
03:18		17-22	-5	6 TORRES LOPEZ R 2-Pts paint made (2 In)
03:16				15 GARCIA AMADOR W Assist
03:03	6 MAFRA N 2-Pts paint made (2 In)	19-22	-3	
02:42				11 TORRES R. A 2-Pts missed (2 out)
02:40	11 MORAES J Defensive Rebound			
02:30	11 MORAES J 2-Pts paint made (2 In)	21-22	-1	
02:29				Time out
02:13				6 TORRES LOPEZ R 2 Pts paint missed (2 Out)
02:11	4 REIS C Defensive Rebound			
01:55	6 MAFRA N 2-Pts missed (2 out)			
01:52				15 GARCIA AMADOR W Defensive Rebound
01:40	9 MARTINS LS Personal foul			
01:40				9 VAZQUEZ D. L Foul On
01:39				15 GARCIA AMADOR W Free Throw missed (1 Out)
01:36				15 GARCIA AMADOR W Free Throw missed (1 Out)
01:33	9 MARTINS LS Defensive Rebound			
01:14	11 MORAES J 2-Pts missed (2 out)			
01:14				15 GARCIA AMADOR W Defensive Rebound
01:14				9 VAZQUEZ D. L Offensive foul
01:14				9 VAZQUEZ D. L Turnover
01:14	9 MARTINS LS Foul On			
01:14	9 MARTINS LS Steal			
00:50	4 REIS C 2 Pts paint missed (2 Out)			
00:50				4 VAZQUEZ SUAREZ C Defensive Rebound
00:32		21-24	-3	9 VAZQUEZ D. L 2-Pts made (2 In)
00:10	6 MAFRA N 2-Pts paint made (2 In)	23-24	-1	
00:06	11 MORAES J Assist			
00:01				15 GARCIA AMADOR W 3-Pts missed (3 Out)



## PLAY BY PLAY

文字比分播报

**BRA 44 vs 54 MEX**

**Attendance: 12000**

Game Time	BRA - Brazil	Score	Lead	MEX - Mexico
-----------	--------------	-------	------	--------------

### THIRD QUARTER

#### Quarter Starters:

**BRA** 4 REIS C                      6 MAFRA N                      7 FARIAS AC                      9 MARTINS LS                      11 MORAES J  
**MEX** 15 GARCIA AMADOR W    9 VAZQUEZ D. L                13 GUZMAN ACOSTA R        6 TORRES LOPEZ R              4 VAZQUEZ SUAREZ C

Game Time	BRA - Brazil	Score	Lead	MEX - Mexico
10:00	4 REIS C Player IN <<----			
10:00	6 MAFRA N Player IN <<----			
10:00	7 FARIAS AC Player IN <<----			
10:00	9 MARTINS LS Player IN <<----			
10:00	11 MORAES J Player IN <<----			
10:00				15 GARCIA AMADOR W Player IN <<----
10:00				9 VAZQUEZ D. L Player IN <<----
10:00				13 GUZMAN ACOSTA R Player IN <<----
10:00				6 TORRES LOPEZ R Player IN <<----
10:00				4 VAZQUEZ SUAREZ C Player IN <<----
09:50	Tap off situation, throw-in			
09:49	11 MORAES J Turnover			
09:49				9 VAZQUEZ D. L Steal
09:33				6 TORRES LOPEZ R 2-Pts missed (2 out)
09:32	11 MORAES J Defensive Rebound			
09:32	11 MORAES J Turnover			
09:17				9 VAZQUEZ D. L 2-Pts missed (2 out)
09:15	4 REIS C Defensive Rebound			
09:01	9 MARTINS LS 2-Pts paint made (2 In)	25-24	+1	
08:59	4 REIS C Assist			
08:36		25-26	-1	13 GUZMAN ACOSTA R 2-Pts paint made (2 In)
08:36				9 VAZQUEZ D. L Assist
08:12	11 MORAES J 2-Pts missed (2 out)			
08:09				Defensive Rebound
07:58		25-28	-3	9 VAZQUEZ D. L 2-Pts made (2 In)
07:31	9 MARTINS LS 2-Pts missed (2 out)			
07:31				Defensive Rebound
07:31	Time out			
07:16		25-30	-5	15 GARCIA AMADOR W 2-Pts paint made (2 In)
07:15				9 VAZQUEZ D. L Assist
07:02	11 MORAES J Turnover			
06:47				6 TORRES LOPEZ R 2-Pts missed (2 out)
06:47	4 REIS C Defensive Rebound			
06:28	9 MARTINS LS Turnover			
06:28				6 TORRES LOPEZ R Steal
06:11		25-32	-7	4 VAZQUEZ SUAREZ C 2-Pts paint made (2 In)



## PLAY BY PLAY

文字比分播报

**BRA 44 vs 54 MEX**

**Attendance: 12000**

Game Time	BRA - Brazil	Score	Lead	MEX - Mexico
06:10				9 VAZQUEZ D. L Assist
05:54	9 MARTINS LS 2-Pts paint made (2 In)	27-32	-5	
05:53	11 MORAES J Assist			
05:53	9 MARTINS LS Fast Break			
05:53	9 MARTINS LS Player OUT ---->>			
05:53	10 SANTOS MA Player IN <<----			
05:38		27-34	-7	9 VAZQUEZ D. L 2-Pts made (2 In)
05:15				6 TORRES LOPEZ R Personal foul
05:15	11 MORAES J Foul On			
05:15	11 MORAES J Free Throw missed (1 Out)			
05:15	11 MORAES J Free Throw made (1 In)	28-34	-6	
04:50				9 VAZQUEZ D. L 3-Pts missed (3 Out)
04:49	10 SANTOS MA Defensive Rebound			
04:40	11 MORAES J Turnover			
04:40				9 VAZQUEZ D. L Steal
04:37	11 MORAES J Personal foul			
04:37				9 VAZQUEZ D. L Foul On
04:23		28-36	-8	13 GUZMAN ACOSTA R 2-Pts paint made (2 In)
04:22				9 VAZQUEZ D. L Assist
04:00	7 FARIAS AC 2-Pts paint made (2 In)	30-36	-6	
03:39		30-38	-8	9 VAZQUEZ D. L 2-Pts paint made (2 In)
03:20	6 MAFRA N 2-Pts paint made (2 In)	32-38	-6	
03:19	7 FARIAS AC Assist			
02:58		32-40	-8	9 VAZQUEZ D. L 2-Pts made (2 In)
02:29	10 SANTOS MA 2 Pts paint missed (2 Out)			
02:27				6 TORRES LOPEZ R Defensive Rebound
02:16	10 SANTOS MA Player OUT ---->>			
02:16	9 MARTINS LS Player IN <<----			
02:06	9 MARTINS LS Defensive Rebound			
02:03				9 VAZQUEZ D. L 2-Pts missed (2 out)
02:01	9 MARTINS LS Turnover			
01:51		32-42	-10	9 VAZQUEZ D. L 2-Pts paint made (2 In)
01:37	4 REIS C Turnover			
01:37				15 GARCIA AMADOR W Steal
01:30				13 GUZMAN ACOSTA R 2 Pts paint missed (2 Out)
01:28	9 MARTINS LS Defensive Rebound			
01:21	6 MAFRA N 2-Pts paint made (2 In)	34-42	-8	
01:21	11 MORAES J Assist			
01:21				15 GARCIA AMADOR W Personal foul
01:21	6 MAFRA N Foul On			
01:21	6 MAFRA N Free Throw made (1 In)	35-42	-7	
01:09				6 TORRES LOPEZ R Offensive foul



## PLAY BY PLAY

文字比分播报

**BRA 44 vs 54 MEX**

**Attendance: 12000**

Game Time	BRA - Brazil	Score	Lead	MEX - Mexico
01:09				6 TORRES LOPEZ R Turnover
01:09	11 MORAES J Foul On			
01:09	11 MORAES J Steal			
00:45	11 MORAES J 2-Pts missed (2 out)			
00:43				6 TORRES LOPEZ R Defensive Rebound
00:18				15 GARCIA AMADOR W 2-Pts missed (2 out)
00:16	9 MARTINS LS Defensive Rebound			
00:07				4 VAZQUEZ SUAREZ C Personal foul
00:07	11 MORAES J Foul On			
00:02	9 MARTINS LS 2 Pts paint missed (2 Out)			

## FOURTH QUARTER

### Quarter Starters:

**BRA**

**MEX**

Game Time	BRA - Brazil	Score	Lead	MEX - Mexico
10:00	4 REIS C Player IN <<----			
10:00	6 MAFRA N Player IN <<----			
10:00	7 FARIAS AC Player IN <<----			
10:00	9 MARTINS LS Player IN <<----			
10:00	11 MORAES J Player IN <<----			
10:00				4 VAZQUEZ SUAREZ C Player IN <<----
10:00				6 TORRES LOPEZ R Player IN <<----
10:00				9 VAZQUEZ D. L Player IN <<----
10:00				13 GUZMAN ACOSTA R Player IN <<----
10:00				15 GARCIA AMADOR W Player IN <<----
09:59				Tap off situation, throw-in
09:42		35-44	-9	6 TORRES LOPEZ R 2-Pts paint made (2 In)
09:42				9 VAZQUEZ D. L Assist
09:15	11 MORAES J 2-Pts missed (2 out)			
09:13				6 TORRES LOPEZ R Defensive Rebound
08:46		35-47	-12	15 GARCIA AMADOR W 3-Pts made (3 In)
08:25	9 MARTINS LS 2-Pts missed (2 out)			
08:24				6 TORRES LOPEZ R Defensive Rebound
08:00				6 TORRES LOPEZ R Turnover
07:43	9 MARTINS LS 2 Pts paint missed (2 Out)			
07:42				15 GARCIA AMADOR W Defensive Rebound
07:24				9 VAZQUEZ D. L 3-Pts missed (3 Out)
07:22	11 MORAES J Defensive Rebound			
07:14	4 REIS C 2-Pts paint made (2 In)	37-47	-10	
07:14	11 MORAES J Assist			
07:14	4 REIS C Foul On			





## PLAY BY PLAY

文字比分播报

**BRA 44 vs 54 MEX**

**Attendance: 12000**

Game Time	BRA - Brazil	Score	Lead	MEX - Mexico
07:14				9 VAZQUEZ D. L Personal foul
07:10	4 REIS C Free Throw missed (1 Out)			
07:08				9 VAZQUEZ D. L Defensive Rebound
07:06	9 MARTINS LS Player OUT ---->>			
07:06	15 ALMEIDA V Player IN <<----			
06:55				6 TORRES LOPEZ R 2 Pts paint missed (2 Out)
06:52				9 VAZQUEZ D. L Turnover
06:47				9 VAZQUEZ D. L Offensive Rebound
06:47				Personal foul
06:47	15 ALMEIDA V Foul On			
06:47	15 ALMEIDA V Free Throw missed (1 Out)			
06:47	15 ALMEIDA V Free Throw missed (1 Out)			
06:47				Defensive Rebound
06:30				9 VAZQUEZ D. L 2-Pts missed (2 out)
06:27				4 VAZQUEZ SUAREZ C Offensive Rebound
06:16	15 ALMEIDA V Personal foul			
06:16				13 GUZMAN ACOSTA R Foul On
06:16		37-48	-11	13 GUZMAN ACOSTA R Free Throw made (1 In)
06:15				13 GUZMAN ACOSTA R Free Throw missed (1 Out)
06:12				13 GUZMAN ACOSTA R Offensive Rebound
05:57		37-50	-13	4 VAZQUEZ SUAREZ C 2-Pts paint made (2 In)
05:55				9 VAZQUEZ D. L Assist
05:44	15 ALMEIDA V Turnover			
05:25				9 VAZQUEZ D. L 2-Pts missed (2 out)
05:24	4 REIS C Defensive Rebound			
05:05				6 TORRES LOPEZ R Steal
05:05	6 MAFRA N Turnover			
05:05	Turnover			
05:05	15 ALMEIDA V Player OUT ---->>			
05:05	5 COSTA D Player IN <<----			
05:05				13 GUZMAN ACOSTA R Player OUT ---->>
05:05				10 CAMARA ARANGO R Player IN <<----
04:51				9 VAZQUEZ D. L 3-Pts missed (3 Out)
04:49	4 REIS C Defensive Rebound			
04:45	11 MORAES J Turnover			
04:24				15 GARCIA AMADOR W 2-Pts missed (2 out)
04:24	Defensive Rebound			
04:05	4 REIS C 2-Pts paint made (2 In)	39-50	-11	
04:03	11 MORAES J Assist			
03:42				9 VAZQUEZ D. L Turnover
03:42	7 FARIAS AC Steal			
03:34				6 TORRES LOPEZ R Personal foul



## PLAY BY PLAY

文字比分播报

**BRA 44 vs 54 MEX**

**Attendance: 12000**

Game Time	BRA - Brazil	Score	Lead	MEX - Mexico
03:34	11 MORAES J Foul On			
03:26	11 MORAES J 2-Pts missed (2 out)			
03:25				9 VAZQUEZ D. L Defensive Rebound
03:01				9 VAZQUEZ D. L 2-Pts missed (2 out)
03:01	Defensive Rebound			
02:45				4 VAZQUEZ SUAREZ C Personal foul
02:45	5 COSTA D Foul On			
02:45	5 COSTA D Free Throw missed (1 Out)			
02:43	5 COSTA D Free Throw missed (1 Out)			
02:42				9 VAZQUEZ D. L Defensive Rebound
02:20				15 GARCIA AMADOR W Turnover
02:20	Time out			
02:20				4 VAZQUEZ SUAREZ C Player OUT ---->>
02:20				14 VERA RH Player IN <<----
02:20				9 VAZQUEZ D. L Player OUT ---->>
02:20				5 RODRIGUEZ VELAZQU. Player IN <<----
02:20				15 GARCIA AMADOR W Player OUT ---->>
02:20				12 MIRANDA CM Player IN <<----
02:17	Technical foul			
02:17				12 MIRANDA CM Free Throw missed (1 Out)
02:17				12 MIRANDA CM Free Throw missed (1 Out)
01:58				12 MIRANDA CM 2-Pts missed (2 out)
01:56				6 TORRES LOPEZ R Offensive Rebound
01:56				6 TORRES LOPEZ R 2 Pts paint missed (2 Out)
01:54	11 MORAES J Defensive Rebound			
01:51				10 CAMARA ARANGO R Unsportmanlike foul
01:51	11 MORAES J Foul On			
01:51	11 MORAES J Free Throw made (1 In)	40-50	-10	
01:51	11 MORAES J Free Throw made (1 In)	41-50	-9	
01:43	4 REIS C 2-Pts paint made (2 In)	43-50	-7	
01:43				6 TORRES LOPEZ R Personal foul
01:43	4 REIS C Foul On			
01:43				Time out
01:43	4 REIS C Free Throw made (1 In)	44-50	-6	
01:41				6 TORRES LOPEZ R Turnover
01:24	7 FARIAS AC 2 Pts paint missed (2 Out)			
01:24				5 RODRIGUEZ VELAZQU. Defensive Rebound
01:24	6 MAFRA N Personal foul			
01:24				5 RODRIGUEZ VELAZQU. Foul On
01:24				14 VERA RH Player OUT ---->>
01:24				10 CAMARA ARANGO R Player OUT ---->>
01:24				9 VAZQUEZ D. L Player IN <<----



## PLAY BY PLAY

文字比分播报

**BRA 44 vs 54 MEX**

**Attendance: 12000**

Game Time	BRA - Brazil	Score	Lead	MEX - Mexico
01:24				15 GARCIA AMADOR W Player IN <<----
01:14		44-52	-8	15 GARCIA AMADOR W 2-Pts paint made (2 In)
01:14	4 REIS C Personal foul			
01:14				15 GARCIA AMADOR W Foul On
01:14	Time out			
01:14				15 GARCIA AMADOR W Free Throw missed (1 Out)
01:10				9 VAZQUEZ D. L Offensive Rebound
01:05	11 MORAES J Personal foul			
01:05				9 VAZQUEZ D. L Foul On
00:56	6 MAFRA N Personal foul			
00:56				9 VAZQUEZ D. L Foul On
00:56		44-53	-9	9 VAZQUEZ D. L Free Throw made (1 In)
00:56		44-54	-10	9 VAZQUEZ D. L Free Throw made (1 In)
00:45	11 MORAES J Turnover			
00:42	11 MORAES J Unsportmanlike foul			
00:42				5 RODRIGUEZ VELAZQU. Foul On
00:42				5 RODRIGUEZ VELAZQU. Free Throw missed (1 Out)
00:42				5 RODRIGUEZ VELAZQU. Free Throw missed (1 Out)
00:26				15 GARCIA AMADOR W 2 Pts paint missed (2 Out)
00:25	4 REIS C Defensive Rebound			
00:25	11 MORAES J Offensive foul			
00:25	11 MORAES J Turnover			
00:25				9 VAZQUEZ D. L Foul On
00:25				9 VAZQUEZ D. L Steal
00:08	11 MORAES J Personal foul			
00:08				6 TORRES LOPEZ R Foul On
00:08	11 MORAES J Player OUT ---->>			
00:08	12 PANTOJA O Player IN <<----			
00:08				6 TORRES LOPEZ R Free Throw missed (1 Out)
00:08				6 TORRES LOPEZ R Free Throw missed (1 Out)
00:08	Defensive Rebound			
00:01	5 COSTA D 3-Pts missed (3 Out)			



## RESULTS

比赛成绩

### BRA 23 vs 24 MEX

Attendance: 12000

Referee: VILJANEN Seppo Olavi (CZE)

Commissioner: de KNOCK Luc D H M (BEL)

Umpires: PURSGLOVE Ian Robert (GBR); HO Shuet Mei (SIN)

Classifier: MACKAY Kenneth (GBR)

		Q1		Q2	
Scoring by 5 min intervals:	<b>BRA</b>	8	12	17	23
	<b>MEX</b>	9	16	18	24

#### BRA - BRAZIL

No.	Name	Sport Class	MIN	Field Goals		2 Points		3 Points		Free Throws		Rebounds			AS	TO	ST	BS	PF	FO	PTS
				M/A	%	M/A	%	M/A	%	M/A	%	OR	DR	TOT							
*4	REIS Cleonete	2.0	20:00	0/3	0	0/3	0						1	1		2			1		0
*6	MAFRA Naildes	2.0	20:00	3/6	50	3/6	50					1	1	2					2		6
*7	FARIAS Andreia Cristina	1.0	20:00										4	4		1			2		0
*9	MARTINS Lia Soares	4.5	20:00	3/7	43	3/7	43			1/1	100	2	5	7					1	2	7
*11	MORAES Juclilene	4.0	20:00	4/10	40	4/9	44	0/1	0	2/7	29		2	2	5	1	1			7	10
5	COSTA Debora	4.0	00:00																		0
8	SILVA RAMOS Rosalia	1.5	00:00																		0
10	SANTOS Monica Andrade	4.5	00:00																		0
12	PANTOJA Ozineide	2.5	00:00																		0
13	GOMES Elizabeth	1.0	00:00																		0
14	FERRAO Helena	4.0	00:00																		0
15	ALMEIDA Vileide	4.5	00:00																		0
Team/Coach																					
<b>Totals</b>				10/26	38	10/25	40	0/1	0	3/8	38	3	16	19	5	4	4		6	9	23
Coach		CORREA Wilson																			
Assistant Coach		LEMOS Mauricio																			

#### MEX - MEXICO

No.	Name	Sport Class	MIN	Field Goals		2 Points		3 Points		Free Throws		Rebounds			AS	TO	ST	BS	PF	FO	PTS
				M/A	%	M/A	%	M/A	%	M/A	%	OR	DR	TOT							
*5	RODRIGUEZ VELAZQU.	2.0	12:48	0/2	0	0/2	0						1	1					1		0
*7	ESTRADA BERNAL Floralia	4.0	12:48	1/2	50	1/2	50			1/2	50	2	2	4		1			2	1	3
*9	VAZQUEZ D. L (C)	4.0	20:00	6/13	46	5/12	42	1/1	100	4/5	80	1	3	4	1	3			2	4	17
*11	TORRES RODRIGUEZ Alma	3.0	20:00	0/2	0	0/2	0					1	2	3	1	1	2			1	0
*15	GARCIA AMADOR Wendy	1.0	20:00	0/5	0	0/4	0	0/1	0	0/2	0		4	4	2	1			3		0
4	VAZQUEZ SUAREZ Cecilia	2.5	07:12										1	1					1		0
6	TORRES LOPEZ Rocio	3.5	07:12	2/3	67	2/3	67						1	1							4
8	PEREZ PACHECO Anaisa	2.5	00:00																		0
10	CAMARA ARANGO Rosa	3.0	00:00																		0
12	MIRANDA Claudia Magali	3.0	00:00																		0
13	GUZMAN ACOSTA Rubicela	3.0	00:00																		0
14	VERA Rosa Herlinda	2.0	00:00																		0
Team/Coach																					
<b>Totals</b>				9/28	32	8/26	31	1/2	50	5/9	56	5	15	20	4	6	2		9	6	24
Coach		DAVILA Aaron																			
Assistant Coach		PIMENTEL Rene																			

	BRA	MEX
Points from Turnovers	6	2
Points in the Paint	18	10
Second Chance Points	2	2
Fast Break Points	0	0

	BRA	MEX
Biggest Lead	2	5
Biggest Scoring Run	4-0(4-3)	4-0(10-13)
Lead Changes	6	
Times Tied	2	

#### Legend:

%	Shooting Percentage	(C)	Captain	*	Starters	AS	Assists
BS	Blocked Shots	DR	Defensive Rebounds	FO	Fouls On	M/A	Made/Attempts
MIN	Minutes Played	OR	Offensive Rebounds	PF	Fouls	PTS	Points
Qx	Quarter Time	ST	Steals	TO	Turnovers	TOT	Total Rebounds



## RESULTS

比赛成绩

### BRA 44 vs 54 MEX

Attendance: 12000

Referee: VILJANEN Seppo Olavi (CZE)

Commissioner: de KNOCK Luc D H M (BEL)

Umpires: PURSGLOVE Ian Robert (GBR); HO Shuet Mei (SIN)

Classifier: MACKAY Kenneth (GBR)

		Q1		Q2		Q3		Q4	
Scoring by 5 min intervals:	<b>BRA</b>	8	12	17	23	28	35	37	44
	<b>MEX</b>	9	16	18	24	34	42	50	54

#### BRA - BRAZIL

No.	Name	Sport Class	MIN	Field Goals		2 Points		3 Points		Free Throws		Rebounds			AS	TO	ST	BS	PF	FO	PTS
				M/A	%	M/A	%	M/A	%	M/A	%	OR	DR	TOT							
*4	REIS Cleonete	2.0	40:00	3/6	50	3/6	50			1/2	50		6	6	1	3			2	2	7
*6	MAFRA Naildes	2.0	40:00	5/8	63	5/8	63			1/1	100	1	1	2		1			4	1	11
*7	FARIAS Andreia Cristina	1.0	40:00	1/2	50	1/2	50						4	4	1	1	1		2		2
*9	MARTINS Lia Soares	4.5	29:17	5/13	38	5/13	38			1/1	100	2	8	10	2	3			1	2	11
*11	MORAES Jucilene	4.0	39:52	4/14	29	4/13	31	0/1	0	5/11	45		5	5	9	8	2		5	12	13
5	COSTA Debora	4.0	05:05	0/1	0			0/1	0	0/2	0									1	0
8	SILVA RAMOS Rosalia	1.5	00:00																		0
10	SANTOS Monica Andrade	4.5	03:37	0/1	0	0/1	0						1	1							0
12	PANTOJA Ozineide	2.5	00:08																		0
13	GOMES Elizabeth	1.0	00:00																		0
14	FERRAO Helena	4.0	00:00																		0
15	ALMEIDA Vileide	4.5	02:01							0/2	0								1	1	0
Team/Coach																					
<b>Totals</b>				18/45	40	18/43	42	0/2	0	8/19	42	3	31	34	11	17	6		16	19	44
Coach		CORREA Wilson																			
Assistant Coach		LEMOS Mauricio																			

#### MEX - MEXICO

No.	Name	Sport Class	MIN	Field Goals		2 Points		3 Points		Free Throws		Rebounds			AS	TO	ST	BS	PF	FO	PTS
				M/A	%	M/A	%	M/A	%	M/A	%	OR	DR	TOT							
*5	RODRIGUEZ VELAZQU.	2.0	15:08	0/2	0	0/2	0			0/2	0		2	2					1	2	0
*7	ESTRADA BERNAL Floralia	4.0	12:48	1/2	50	1/2	50			1/2	50	2	2	4		1			2	1	3
*9	VAZQUEZ D. L (C)	4.0	39:04	11/26	42	10/22	45	1/4	25	6/7	86	3	6	9	7	5	3		3	8	29
*11	TORRES RODRIGUEZ Alma	3.0	20:00	0/2	0	0/2	0					1	2	3	1	1	2			1	0
*15	GARCIA AMADOR Wendy	1.0	39:04	3/11	27	2/9	22	1/2	50	0/3	0		5	5	2	2	1		4	1	7
4	VAZQUEZ SUAREZ Cecilia	2.5	24:52	2/2	100	2/2	100					1	1	2					3		4
6	TORRES LOPEZ Rocio	3.5	27:12	3/8	38	3/8	38			0/2	0	1	5	6		3	2		4	1	6
8	PEREZ PACHECO Anaisa	2.5	00:00																		0
10	CAMARA ARANGO Rosa	3.0	03:41																1		0
12	MIRANDA Claudia Magali	3.0	02:20	0/1	0	0/1	0			0/2	0										0
13	GUZMAN ACOSTA Rubicela	3.0	14:55	2/3	67	2/3	67			1/2	50	1		1						1	5
14	VERA Rosa Herlinda	2.0	00:56																		0
Team/Coach																					
<b>Totals</b>				22/58	38	20/52	38	2/6	33	8/20	40	10	27	37	10	12	8		19	15	54
Coach		DAVILA Aaron																			
Assistant Coach		PIMENTEL Rene																			

	BRA	MEX
Points from Turnovers	6	8
Points in the Paint	34	28
Second Chance Points	2	9
Fast Break Points	0	0

	BRA	MEX
Biggest Lead	2	13
Biggest Scoring Run	7-0(44-50)	8-0(25-32)
Lead Changes	8	
Times Tied	2	

#### Legend:

%	Shooting Percentage	(C)	Captain	*	Starters	AS	Assists
BS	Blocked Shots	DR	Defensive Rebounds	FO	Fouls On	M/A	Made/Attempts
MIN	Minutes Played	OR	Offensive Rebounds	OTx	Overtime	PF	Fouls
PTS	Points	Qx	Quarter Time	ST	Steals	TO	Turnovers
TOT	Total Rebounds						



## START LIST

首发名单

### USA - AUS

**Referee:** BOSVELD Andre (NED)  
**Umpires:** ROJA Cristian (ITA); GOMEZ RUF Antonia (ESP)

**Commissioner:** COSSAER Dirk Lodewijk M (BEL)  
**Classifier:** RIBEIRO Maria Sonia (BRA)

#### USA - United States of America

No.	Name	Pos	Age	Sport Class	Current Games Statistics						
					PPG	FG%	3FG%	FT%	RPG	APG	MPG (GP)
4	MURRAY Becca	G	18	2.5	3.6	53		50	1.6	1.4	14:56 (5)
5	CISNEROS Patty (C)	G	30	2.0	3.6	36		0	3.2	2.8	26:01 (5)
6	HOSKINS Emily	G	25	1.0	1.4	60		50	0.4		14:08 (5)
7	RUDELL Jen	G	30	4.5	12.0	42	20	69	4.8	1.0	19:31 (5)
8	SCHNEIDER Natalie	F	25	4.5	5.7	44		50	3.3		14:57 (3)
9	NICHOLS Alana	G	25	2.5	3.8	39		25	1.0	0.8	13:34 (5)
10	WHEELER Stephanie	G	27	2.0	7.0	39		50	3.6	2.6	26:46 (5)
11	CASTLE Sarah	G	24	2.5	4.7	54		0	2.0	0.7	18:58 (3)
12	RIPP Christina	G	28	2.5	7.0	31	0	57	3.6	3.6	20:39 (5)
13	GONZALES Loraine	F	30	4.0	8.6	48		43	6.8	1.0	17:46 (5)
14	MILFORD Mary Allison	G	22	1.0	0.7	25			1.3	1.3	16:25 (3)
15	HOFFMAN Carlee	F	22	4.0	6.8	44	0	67	2.2	0.8	16:22 (5)
Team			25.5		60.4	42	13	53	31.2	15.2	
<b>Coach</b>		LYKINS Ronald									
<b>Assistant Coach</b>		SIKORA John					TAYLOR Robert				

USA Played		
PR	GER	42-38
PR	AUS	61-42
PR	GBR	56-31
PR	BRA	68-38
QF	CHN	75-31

#### AUS - Australia

No.	Name	Pos	Age	Sport Class	Current Games Statistics						
					PPG	FG%	3FG%	FT%	RPG	APG	MPG (GP)
4	DOMASCHENZ Melanie	G	24	1.0	0.0	0			0.4		09:55 (5)
5	CRISPIN Cobi	F	19	4.0	13.2	61	0	40	5.6	1.0	19:55 (5)
6	KEAN Bridie	F	21	4.0	0.7	33			1.0		05:59 (3)
7	HALL Melanie	G	31	2.5	1.5	60			0.5	0.3	03:52 (4)
8	McKENZIE Tina	F	34	3.0	1.2	25		50	1.8	0.6	09:01 (5)
9	TESCH Liesl (C)	F	39	4.0	10.4	48	0	25	8.8	2.2	25:52 (5)
10	BURZYNSKI Clare	G	22	1.0	0.8	40			3.2	0.6	30:32 (5)
11	GAUCI Kylie	G	23	2.0	8.0	33	0	35	3.8	4.2	36:28 (5)
12	CHAPLIN Shelley	F	24	3.5	7.8	39		36	3.2	0.4	23:41 (5)
13	STEWART Sarah	F	32	3.0	7.8	40		30	3.4	0.4	25:20 (5)
14	HILL Katie	G	24	3.0	2.0	28	0		0.6	0.4	07:40 (5)
15	O'KELLY-KENNEDY K	C	22	4.0	4.0	27		100	3.0	0.3	08:12 (3)
Team			26.3		55.2	41	0	38	33.6	10.2	
<b>Coach</b>		HEWSON Gerry									
<b>Assistant Coach</b>		HEWISH Mark									

AUS Played		
PR	GBR	59-30
PR	BRA	66-30
PR	USA	42-61
PR	GER	56-64
QF	CAN	53-49

**Legend:**

3FG%	3 Field Goals %	APG	Assists per Game	C	Centre	F	Forward
FG%	Field Goals %	FT%	Free Throws %	G	Guard	GP	Games Played
MPG	Minutes Played per Game	Pos	Playing Position	PPG	Points per Game	PR	Preliminary Round
QF	Quarterfinal	RPG	Rebounds per Game				



## PLAY BY PLAY

文字比分播报

USA 24 vs 22 AUS

Attendance: 12000

Scoring by 5 min intervals:

	Q1		Q2	
USA	4	12	22	24
AUS	2	15	19	22

### FIRST QUARTER

#### Quarter Starters:

USA 5 CISNEROS P      6 HOSKINS E      7 RUDELL J      10 WHEELER S      13 GONZALES L  
AUS 9 TESCH L      10 BURZYNSKI C      11 GAUCI K      12 CHAPLIN S      13 STEWART S

Game Time	USA - United States	Score	Lead	AUS - Australia
10:00	5 CISNEROS P Player IN <<----			
10:00	6 HOSKINS E Player IN <<----			
10:00	7 RUDELL J Player IN <<----			
10:00	10 WHEELER S Player IN <<----			
10:00	13 GONZALES L Player IN <<----			
10:00				9 TESCH L Player IN <<----
10:00				10 BURZYNSKI C Player IN <<----
10:00				11 GAUCI K Player IN <<----
10:00				12 CHAPLIN S Player IN <<----
10:00				13 STEWART S Player IN <<----
10:00	13 GONZALES L Tap off lost			9 TESCH L Tap off won
09:47				11 GAUCI K 2 Pts paint missed (2 Out)
09:46	6 HOSKINS E Defensive Rebound			
09:29	13 GONZALES L 2-Pts missed (2 out)			
09:27				9 TESCH L Defensive Rebound
09:15				9 TESCH L 2 Pts paint missed (2 Out)
09:15	13 GONZALES L Defensive Rebound			
08:58	13 GONZALES L 2-Pts missed (2 out)			
08:56				9 TESCH L Defensive Rebound
08:45	13 GONZALES L Personal foul			
08:45				11 GAUCI K Foul On
08:24				12 CHAPLIN S 2 Pts paint missed (2 Out)
08:22				11 GAUCI K Offensive Rebound
08:13				11 GAUCI K Offensive foul
08:13				11 GAUCI K Turnover
08:13	13 GONZALES L Foul On			
08:13	13 GONZALES L Steal			
07:56	13 GONZALES L 2-Pts missed (2 out)			
07:52	6 HOSKINS E Offensive Rebound			
07:52	6 HOSKINS E 2 Pts paint missed (2 Out)			
07:52	Offensive Rebound			
07:40	10 WHEELER S 2-Pts made (2 In)	2-0	+2	
07:14				Turnover
06:47	7 RUDELL J 2 Pts paint missed (2 Out)			



## PLAY BY PLAY

文字比分播报

USA 24 vs 22 AUS

Attendance: 12000

Game Time	USA - United States	Score	Lead	AUS - Australia
06:47				9 TESCH L Defensive Rebound
06:37				9 TESCH L 2 Pts paint missed (2 Out)
06:37	13 GONZALES L Defensive Rebound			
06:19	10 WHEELER S 2 Pts paint missed (2 Out)			
06:18				11 GAUCI K Defensive Rebound
05:58				11 GAUCI K 2-Pts missed (2 out)
05:58	Defensive Rebound			
05:43	7 RUDELL J 2-Pts missed (2 out)			
05:40	5 CISNEROS P Offensive Rebound			
05:36	7 RUDELL J 2-Pts made (2 In)	4-0	+4	
05:35	5 CISNEROS P Assist			
05:21		4-2	+2	12 CHAPLIN S 2-Pts paint made (2 In)
05:10	10 WHEELER S Turnover			
05:10				9 TESCH L Player OUT ---->>
05:10				5 CRISPIN C Player IN <<----
04:56		4-4	0	13 STEWART S 2-Pts paint made (2 In)
04:56				12 CHAPLIN S Assist
04:56	13 GONZALES L Personal foul			
04:56				13 STEWART S Foul On
04:56	13 GONZALES L Player OUT ---->>			
04:56	15 HOFFMAN C Player IN <<----			
04:56				13 STEWART S Free Throw missed (1 Out)
04:53	7 RUDELL J Defensive Rebound			
04:41	15 HOFFMAN C Turnover			
04:41				13 STEWART S Steal
04:24	10 WHEELER S Personal foul			
04:24				12 CHAPLIN S Foul On
04:24		4-5	-1	12 CHAPLIN S Free Throw made (1 In)
04:24		4-6	-2	12 CHAPLIN S Free Throw made (1 In)
04:24				12 CHAPLIN S Player OUT ---->>
04:24				15 O'KELLY-KENNEDY K Player IN <<----
04:14	7 RUDELL J 2-Pts made (2 In)	6-6	0	
04:10	15 HOFFMAN C Assist			
03:59		6-8	-2	5 CRISPIN C 2-Pts paint made (2 In)
03:35	10 WHEELER S 2-Pts made (2 In)	8-8	0	
03:16				11 GAUCI K 2-Pts missed (2 out)
03:14	7 RUDELL J Defensive Rebound			
03:02	7 RUDELL J 2-Pts paint made (2 In)	10-8	+2	
02:47	10 WHEELER S Personal foul			
02:47				13 STEWART S Foul On
02:47				Time out
02:47	10 WHEELER S Player OUT ---->>			





## PLAY BY PLAY

文字比分播报

USA 24 vs 22 AUS

Attendance: 12000

Game Time	USA - United States	Score	Lead	AUS - Australia
02:47	12 RIPP C Player IN <<----			
02:47		10-9	+1	13 STEWART S Free Throw made (1 In)
02:47				13 STEWART S Free Throw missed (1 Out)
02:42	15 HOFFMAN C Defensive Rebound			
02:33	15 HOFFMAN C Fast Break			
02:32	15 HOFFMAN C 2-Pts paint made (2 In)	12-9	+3	
02:30	6 HOSKINS E Assist			
02:11				15 O'KELLY-KENNEDY K 2 Pts paint missed (2 Out)
02:11	7 RUDELL J Defensive Rebound			
01:57	15 HOFFMAN C 2 Pts paint missed (2 Out)			
01:55	Offensive Rebound			
01:54	Tap off situation, throw-in			
01:46	7 RUDELL J 2 Pts paint missed (2 Out)			
01:45	12 RIPP C Offensive Rebound			
01:45	12 RIPP C 2 Pts paint missed (2 Out)			
01:42				5 CRISPIN C Defensive Rebound
01:30		12-11	+1	15 O'KELLY-KENNEDY K 2-Pts paint made (2 In)
01:15	5 CISNEROS P 2-Pts missed (2 out)			
01:12				5 CRISPIN C Defensive Rebound
01:04		12-13	-1	11 GAUCI K 2-Pts paint made (2 In)
00:38	7 RUDELL J 2-Pts missed (2 out)			
00:36				13 STEWART S Defensive Rebound
00:11		12-15	-3	11 GAUCI K 2-Pts made (2 In)
00:05	15 HOFFMAN C 3-Pts missed (3 Out)			

## SECOND QUARTER

### Quarter Starters:

USA 4 MURRAY B                      9 NICHOLS A                      11 CASTLE S                      12 RIPP C                      15 HOFFMAN C  
AUS 9 TESCH L                      10 BURZYNSKI C                      11 GAUCI K                      12 CHAPLIN S                      13 STEWART S

Game Time	USA - United States	Score	Lead	AUS - Australia
10:00	4 MURRAY B Player IN <<----			
10:00	9 NICHOLS A Player IN <<----			
10:00	11 CASTLE S Player IN <<----			
10:00	12 RIPP C Player IN <<----			
10:00	15 HOFFMAN C Player IN <<----			
10:00				9 TESCH L Player IN <<----
10:00				10 BURZYNSKI C Player IN <<----
10:00				11 GAUCI K Player IN <<----
10:00				12 CHAPLIN S Player IN <<----
10:00				13 STEWART S Player IN <<----
09:58				10 BURZYNSKI C Tap off situation, throw-in
09:34				13 STEWART S 2 Pts paint missed (2 Out)



## PLAY BY PLAY

文字比分播报

USA 24 vs 22 AUS

Attendance: 12000

Game Time	USA - United States	Score	Lead	AUS - Australia
09:33	11 CASTLE S Defensive Rebound			
09:17	9 NICHOLS A 2-Pts made (2 In)	14-15	-1	
09:16	11 CASTLE S Assist			
08:55		14-17	-3	13 STEWART S 2-Pts paint made (2 In)
08:50				9 TESCH L Assist
08:40	9 NICHOLS A 2-Pts missed (2 out)			
08:37				13 STEWART S Defensive Rebound
08:32				11 GAUCI K Turnover
08:32	9 NICHOLS A Steal			
08:15	9 NICHOLS A 2-Pts missed (2 out)			
08:13	15 HOFFMAN C Offensive Rebound			
07:56	9 NICHOLS A 2 Pts paint missed (2 Out)			
07:56	9 NICHOLS A Offensive Rebound			
07:56	9 NICHOLS A 2 Pts paint missed (2 Out)			
07:53				9 TESCH L Defensive Rebound
07:47		14-19	-5	11 GAUCI K 2-Pts paint made (2 In)
07:46				11 GAUCI K Fast Break
07:24	4 MURRAY B 2 Pts paint missed (2 Out)			
07:22				9 TESCH L Defensive Rebound
07:16				12 CHAPLIN S Turnover
07:16				13 STEWART S Player OUT ---->>
07:16				8 MCKENZIE T Player IN <<----
06:58	12 RIPP C 3-Pts made (3 In)	17-19	-2	
06:53	15 HOFFMAN C Personal foul			
06:53				12 CHAPLIN S Foul On
06:53				9 TESCH L Player OUT ---->>
06:53				5 CRISPIN C Player IN <<----
06:53				12 CHAPLIN S Free Throw missed (1 Out)
06:53				12 CHAPLIN S Free Throw missed (1 Out)
06:49	12 RIPP C Defensive Rebound			
06:39	4 MURRAY B 2-Pts paint made (2 In)	19-19	0	
06:36	12 RIPP C Assist			
06:23				5 CRISPIN C Turnover
06:23	9 NICHOLS A Steal			
06:15				11 GAUCI K Personal foul
06:15	4 MURRAY B Foul On			
06:15	4 MURRAY B Free Throw made (1 In)	20-19	+1	
06:12	4 MURRAY B Free Throw missed (1 Out)			
06:07				5 CRISPIN C Defensive Rebound
06:01				11 GAUCI K 2 Pts paint missed (2 Out)
05:59	9 NICHOLS A Defensive Rebound			
05:44	12 RIPP C 2-Pts missed (2 out)			



## PLAY BY PLAY

文字比分播报

USA 24 vs 22 AUS

Attendance: 12000

Game Time	USA - United States	Score	Lead	AUS - Australia
05:41				8 MCKENZIE T Defensive Rebound
05:16	9 NICHOLS A Steal			
05:16				8 MCKENZIE T Turnover
05:11	12 RIPP C 2-Pts paint made (2 In)	22-19	+3	
05:09	12 RIPP C Fast Break			
05:00				11 GAUCI K Turnover
05:00				8 MCKENZIE T Player OUT ---->>
05:00				12 CHAPLIN S Player OUT ---->>
05:00				9 TESCH L Player IN <<----
05:00				13 STEWART S Player IN <<----
04:50	12 RIPP C 2-Pts made (2 In)	24-19	+5	
04:49	11 CASTLE S Personal foul			
04:49				5 CRISPIN C Foul On
04:49		24-20	+4	5 CRISPIN C Free Throw made (1 In)
04:47				5 CRISPIN C Free Throw missed (1 Out)
04:47	Defensive Rebound			
04:22	Turnover			
04:08				9 TESCH L 2 Pts paint missed (2 Out)
04:05	9 NICHOLS A Defensive Rebound			
03:44	12 RIPP C 3-Pts missed (3 Out)			
03:44				Defensive Rebound
03:26				9 TESCH L 2 Pts paint missed (2 Out)
03:23	12 RIPP C Defensive Rebound			
03:08	4 MURRAY B 2 Pts paint missed (2 Out)			
03:06	9 NICHOLS A Offensive Rebound			
03:03	15 HOFFMAN C 2 Pts paint missed (2 Out)			
03:03				13 STEWART S Defensive Rebound
02:45				13 STEWART S 2 Pts paint missed (2 Out)
02:44	11 CASTLE S Defensive Rebound			
02:29	9 NICHOLS A 2 Pts paint missed (2 Out)			
02:28				5 CRISPIN C Defensive Rebound
02:24				13 STEWART S Turnover
02:24	Time out			
02:22				5 CRISPIN C Player OUT ---->>
02:22				7 HALL M Player IN <<----
02:22				11 GAUCI K Player OUT ---->>
02:22				12 CHAPLIN S Player IN <<----
02:03	12 RIPP C 2-Pts missed (2 out)			
02:01				12 CHAPLIN S Defensive Rebound
01:40		24-22	+2	9 TESCH L 2-Pts made (2 In)
01:27	15 HOFFMAN C Turnover			
01:15				9 TESCH L 2-Pts missed (2 out)



## PLAY BY PLAY

文字比分播报

USA 24 vs 22 AUS

Attendance: 12000

Game Time	USA - United States	Score	Lead	AUS - Australia
01:15				7 HALL M Offensive Rebound
00:55				12 CHAPLIN S 2-Pts missed (2 out)
00:52	4 MURRAY B Defensive Rebound			
00:38				10 BURZYNSKI C Steal
00:38	12 RIPP C Turnover			
00:20				13 STEWART S Turnover
00:02	9 NICHOLS A Turnover			
00:02				9 TESCH L Steal



## PLAY BY PLAY

文字比分播报

USA 60 vs 47 AUS

Attendance: 12000

		Q1		Q2		Q3		Q4	
Scoring by 5 min intervals:	USA	4	12	22	24	30	38	44	60
	AUS	2	15	19	22	32	40	45	47

### FIRST QUARTER

#### Quarter Starters:

USA 5 CISNEROS P      6 HOSKINS E      7 RUDELL J      10 WHEELER S      13 GONZALES L  
AUS 9 TESCH L      10 BURZYNSKI C      11 GAUCI K      12 CHAPLIN S      13 STEWART S

Game Time	USA - United States	Score	Lead	AUS - Australia
10:00	5 CISNEROS P Player IN <<----			
10:00	6 HOSKINS E Player IN <<----			
10:00	7 RUDELL J Player IN <<----			
10:00	10 WHEELER S Player IN <<----			
10:00	13 GONZALES L Player IN <<----			
10:00				9 TESCH L Player IN <<----
10:00				10 BURZYNSKI C Player IN <<----
10:00				11 GAUCI K Player IN <<----
10:00				12 CHAPLIN S Player IN <<----
10:00				13 STEWART S Player IN <<----
10:00	13 GONZALES L Tap off lost			9 TESCH L Tap off won
09:47				11 GAUCI K 2 Pts paint missed (2 Out)
09:46	6 HOSKINS E Defensive Rebound			
09:29	13 GONZALES L 2-Pts missed (2 out)			
09:27				9 TESCH L Defensive Rebound
09:15				9 TESCH L 2 Pts paint missed (2 Out)
09:15	13 GONZALES L Defensive Rebound			
08:58	13 GONZALES L 2-Pts missed (2 out)			
08:56				9 TESCH L Defensive Rebound
08:45	13 GONZALES L Personal foul			
08:45				11 GAUCI K Foul On
08:24				12 CHAPLIN S 2 Pts paint missed (2 Out)
08:22				11 GAUCI K Offensive Rebound
08:13				11 GAUCI K Offensive foul
08:13				11 GAUCI K Turnover
08:13	13 GONZALES L Foul On			
08:13	13 GONZALES L Steal			
07:56	13 GONZALES L 2-Pts missed (2 out)			
07:52	6 HOSKINS E Offensive Rebound			
07:52	6 HOSKINS E 2 Pts paint missed (2 Out)			
07:52	Offensive Rebound			
07:40	10 WHEELER S 2-Pts made (2 In)	2-0	+2	
07:14				Turnover
06:47	7 RUDELL J 2 Pts paint missed (2 Out)			



## PLAY BY PLAY

文字比分播报

USA 60 vs 47 AUS

Attendance: 12000

Game Time	USA - United States	Score	Lead	AUS - Australia
06:47				9 TESCH L Defensive Rebound
06:37				9 TESCH L 2 Pts paint missed (2 Out)
06:37	13 GONZALES L Defensive Rebound			
06:19	10 WHEELER S 2 Pts paint missed (2 Out)			
06:18				11 GAUCI K Defensive Rebound
05:58				11 GAUCI K 2-Pts missed (2 out)
05:58	Defensive Rebound			
05:43	7 RUDELL J 2-Pts missed (2 out)			
05:40	5 CISNEROS P Offensive Rebound			
05:36	7 RUDELL J 2-Pts made (2 In)	4-0	+4	
05:35	5 CISNEROS P Assist			
05:21		4-2	+2	12 CHAPLIN S 2-Pts paint made (2 In)
05:10	10 WHEELER S Turnover			
05:10				9 TESCH L Player OUT ---->>
05:10				5 CRISPIN C Player IN <<----
04:56		4-4	0	13 STEWART S 2-Pts paint made (2 In)
04:56				12 CHAPLIN S Assist
04:56	13 GONZALES L Personal foul			
04:56				13 STEWART S Foul On
04:56	13 GONZALES L Player OUT ---->>			
04:56	15 HOFFMAN C Player IN <<----			
04:56				13 STEWART S Free Throw missed (1 Out)
04:53	7 RUDELL J Defensive Rebound			
04:41	15 HOFFMAN C Turnover			
04:41				13 STEWART S Steal
04:24	10 WHEELER S Personal foul			
04:24				12 CHAPLIN S Foul On
04:24		4-5	-1	12 CHAPLIN S Free Throw made (1 In)
04:24		4-6	-2	12 CHAPLIN S Free Throw made (1 In)
04:24				12 CHAPLIN S Player OUT ---->>
04:24				15 O'KELLY-KENNEDY K Player IN <<----
04:14	7 RUDELL J 2-Pts made (2 In)	6-6	0	
04:10	15 HOFFMAN C Assist			
03:59		6-8	-2	5 CRISPIN C 2-Pts paint made (2 In)
03:35	10 WHEELER S 2-Pts made (2 In)	8-8	0	
03:16				11 GAUCI K 2-Pts missed (2 out)
03:14	7 RUDELL J Defensive Rebound			
03:02	7 RUDELL J 2-Pts paint made (2 In)	10-8	+2	
02:47	10 WHEELER S Personal foul			
02:47				13 STEWART S Foul On
02:47				Time out
02:47	10 WHEELER S Player OUT ---->>			



## PLAY BY PLAY

文字比分播报

USA 60 vs 47 AUS

Attendance: 12000

Game Time	USA - United States	Score	Lead	AUS - Australia
02:47	12 RIPP C Player IN <<----			
02:47		10-9	+1	13 STEWART S Free Throw made (1 In)
02:47				13 STEWART S Free Throw missed (1 Out)
02:42	15 HOFFMAN C Defensive Rebound			
02:33	15 HOFFMAN C Fast Break			
02:32	15 HOFFMAN C 2-Pts paint made (2 In)	12-9	+3	
02:30	6 HOSKINS E Assist			
02:11				15 O'KELLY-KENNEDY K 2 Pts paint missed (2 Out)
02:11	7 RUDELL J Defensive Rebound			
01:57	15 HOFFMAN C 2 Pts paint missed (2 Out)			
01:55	Offensive Rebound			
01:54	Tap off situation, throw-in			
01:46	7 RUDELL J 2 Pts paint missed (2 Out)			
01:45	12 RIPP C Offensive Rebound			
01:45	12 RIPP C 2 Pts paint missed (2 Out)			
01:42				5 CRISPIN C Defensive Rebound
01:30		12-11	+1	15 O'KELLY-KENNEDY K 2-Pts paint made (2 In)
01:15	5 CISNEROS P 2-Pts missed (2 out)			
01:12				5 CRISPIN C Defensive Rebound
01:04		12-13	-1	11 GAUCI K 2-Pts paint made (2 In)
00:38	7 RUDELL J 2-Pts missed (2 out)			
00:36				13 STEWART S Defensive Rebound
00:11		12-15	-3	11 GAUCI K 2-Pts made (2 In)
00:05	15 HOFFMAN C 3-Pts missed (3 Out)			

## SECOND QUARTER

### Quarter Starters:

USA 4 MURRAY B                      9 NICHOLS A                      11 CASTLE S                      12 RIPP C                      15 HOFFMAN C  
AUS 9 TESCH L                      10 BURZYNSKI C                      11 GAUCI K                      12 CHAPLIN S                      13 STEWART S

Game Time	USA - United States	Score	Lead	AUS - Australia
10:00	4 MURRAY B Player IN <<----			
10:00	9 NICHOLS A Player IN <<----			
10:00	11 CASTLE S Player IN <<----			
10:00	12 RIPP C Player IN <<----			
10:00	15 HOFFMAN C Player IN <<----			
10:00				9 TESCH L Player IN <<----
10:00				10 BURZYNSKI C Player IN <<----
10:00				11 GAUCI K Player IN <<----
10:00				12 CHAPLIN S Player IN <<----
10:00				13 STEWART S Player IN <<----
09:58				10 BURZYNSKI C Tap off situation, throw-in
09:34				13 STEWART S 2 Pts paint missed (2 Out)



## PLAY BY PLAY

文字比分播报

USA 60 vs 47 AUS

Attendance: 12000

Game Time	USA - United States	Score	Lead	AUS - Australia
09:33	11 CASTLE S Defensive Rebound			
09:17	9 NICHOLS A 2-Pts made (2 In)	14-15	-1	
09:16	11 CASTLE S Assist			
08:55		14-17	-3	13 STEWART S 2-Pts paint made (2 In)
08:50				9 TESCH L Assist
08:40	9 NICHOLS A 2-Pts missed (2 out)			
08:37				13 STEWART S Defensive Rebound
08:32				11 GAUCI K Turnover
08:32	9 NICHOLS A Steal			
08:15	9 NICHOLS A 2-Pts missed (2 out)			
08:13	15 HOFFMAN C Offensive Rebound			
07:56	9 NICHOLS A 2 Pts paint missed (2 Out)			
07:56	9 NICHOLS A Offensive Rebound			
07:56	9 NICHOLS A 2 Pts paint missed (2 Out)			
07:53				9 TESCH L Defensive Rebound
07:47		14-19	-5	11 GAUCI K 2-Pts paint made (2 In)
07:46				11 GAUCI K Fast Break
07:24	4 MURRAY B 2 Pts paint missed (2 Out)			
07:22				9 TESCH L Defensive Rebound
07:16				12 CHAPLIN S Turnover
07:16				13 STEWART S Player OUT ---->>
07:16				8 MCKENZIE T Player IN <<----
06:58	12 RIPP C 3-Pts made (3 In)	17-19	-2	
06:53	15 HOFFMAN C Personal foul			
06:53				12 CHAPLIN S Foul On
06:53				9 TESCH L Player OUT ---->>
06:53				5 CRISPIN C Player IN <<----
06:53				12 CHAPLIN S Free Throw missed (1 Out)
06:53				12 CHAPLIN S Free Throw missed (1 Out)
06:49	12 RIPP C Defensive Rebound			
06:39	4 MURRAY B 2-Pts paint made (2 In)	19-19	0	
06:36	12 RIPP C Assist			
06:23				5 CRISPIN C Turnover
06:23	9 NICHOLS A Steal			
06:15				11 GAUCI K Personal foul
06:15	4 MURRAY B Foul On			
06:15	4 MURRAY B Free Throw made (1 In)	20-19	+1	
06:12	4 MURRAY B Free Throw missed (1 Out)			
06:07				5 CRISPIN C Defensive Rebound
06:01				11 GAUCI K 2 Pts paint missed (2 Out)
05:59	9 NICHOLS A Defensive Rebound			
05:44	12 RIPP C 2-Pts missed (2 out)			





## PLAY BY PLAY

文字比分播报

USA 60 vs 47 AUS

Attendance: 12000

Game Time	USA - United States	Score	Lead	AUS - Australia
05:41				8 MCKENZIE T Defensive Rebound
05:16	9 NICHOLS A Steal			
05:16				8 MCKENZIE T Turnover
05:11	12 RIPP C 2-Pts paint made (2 In)	22-19	+3	
05:09	12 RIPP C Fast Break			
05:00				11 GAUCI K Turnover
05:00				8 MCKENZIE T Player OUT ---->>
05:00				12 CHAPLIN S Player OUT ---->>
05:00				9 TESCH L Player IN <<----
05:00				13 STEWART S Player IN <<----
04:50	12 RIPP C 2-Pts made (2 In)	24-19	+5	
04:49	11 CASTLE S Personal foul			
04:49				5 CRISPIN C Foul On
04:49		24-20	+4	5 CRISPIN C Free Throw made (1 In)
04:47				5 CRISPIN C Free Throw missed (1 Out)
04:47	Defensive Rebound			
04:22	Turnover			
04:08				9 TESCH L 2 Pts paint missed (2 Out)
04:05	9 NICHOLS A Defensive Rebound			
03:44	12 RIPP C 3-Pts missed (3 Out)			
03:44				Defensive Rebound
03:26				9 TESCH L 2 Pts paint missed (2 Out)
03:23	12 RIPP C Defensive Rebound			
03:08	4 MURRAY B 2 Pts paint missed (2 Out)			
03:06	9 NICHOLS A Offensive Rebound			
03:03	15 HOFFMAN C 2 Pts paint missed (2 Out)			
03:03				13 STEWART S Defensive Rebound
02:45				13 STEWART S 2 Pts paint missed (2 Out)
02:44	11 CASTLE S Defensive Rebound			
02:29	9 NICHOLS A 2 Pts paint missed (2 Out)			
02:28				5 CRISPIN C Defensive Rebound
02:24				13 STEWART S Turnover
02:24	Time out			
02:22				5 CRISPIN C Player OUT ---->>
02:22				7 HALL M Player IN <<----
02:22				11 GAUCI K Player OUT ---->>
02:22				12 CHAPLIN S Player IN <<----
02:03	12 RIPP C 2-Pts missed (2 out)			
02:01				12 CHAPLIN S Defensive Rebound
01:40		24-22	+2	9 TESCH L 2-Pts made (2 In)
01:27	15 HOFFMAN C Turnover			
01:15				9 TESCH L 2-Pts missed (2 out)



## PLAY BY PLAY

文字比分播报

USA 60 vs 47 AUS

Attendance: 12000

Game Time	USA - United States	Score	Lead	AUS - Australia
01:15				7 HALL M Offensive Rebound
00:55				12 CHAPLIN S 2-Pts missed (2 out)
00:52	4 MURRAY B Defensive Rebound			
00:38				10 BURZYNSKI C Steal
00:38	12 RIPP C Turnover			
00:20				13 STEWART S Turnover
00:02	9 NICHOLS A Turnover			
00:02				9 TESCH L Steal

## THIRD QUARTER

### Quarter Starters:

USA 5 CISNEROS P      7 RUDELLE J      10 WHEELER S      11 CASTLE S      12 RIPP C  
 AUS 5 CRISPIN C      9 TESCH L      10 BURZYNSKI C      11 GAUCI K      13 STEWART S

Game Time	USA - United States	Score	Lead	AUS - Australia
10:00	5 CISNEROS P Player IN <<----			
10:00	7 RUDELLE J Player IN <<----			
10:00	10 WHEELER S Player IN <<----			
10:00	11 CASTLE S Player IN <<----			
10:00	12 RIPP C Player IN <<----			
10:00				5 CRISPIN C Player IN <<----
10:00				9 TESCH L Player IN <<----
10:00				10 BURZYNSKI C Player IN <<----
10:00				11 GAUCI K Player IN <<----
10:00				13 STEWART S Player IN <<----
09:59	Tap off situation, throw-in			
09:40	5 CISNEROS P 2-Pts missed (2 out)			
09:37				10 BURZYNSKI C Defensive Rebound
09:30				5 CRISPIN C Turnover
09:15	12 RIPP C 2-Pts paint made (2 In)	26-22	+4	
08:49				5 CRISPIN C 2-Pts missed (2 out)
08:49	Defensive Rebound			
08:30	10 WHEELER S 2-Pts paint made (2 In)	28-22	+6	
08:16	11 CASTLE S Personal foul			
08:16				11 GAUCI K Foul On
08:16				11 GAUCI K Free Throw missed (1 Out)
08:16				11 GAUCI K Free Throw missed (1 Out)
08:13				13 STEWART S Offensive Rebound
08:13				13 STEWART S 2 Pts paint missed (2 Out)
08:10				9 TESCH L Offensive Rebound
08:10		28-24	+4	9 TESCH L 2-Pts paint made (2 In)
07:52	11 CASTLE S 2-Pts missed (2 out)			
07:52				9 TESCH L Defensive Rebound



## PLAY BY PLAY

文字比分播报

USA 60 vs 47 AUS

Attendance: 12000

Game Time	USA - United States	Score	Lead	AUS - Australia
07:44		28-26	+2	9 TESCH L 2-Pts paint made (2 In)
07:44				13 STEWART S Assist
07:44	5 CISNEROS P Personal foul			
07:44				9 TESCH L Foul On
07:44				9 TESCH L Free Throw missed (1 Out)
07:42	10 WHEELER S Defensive Rebound			
07:23	7 RUDELL J 2-Pts missed (2 out)			
07:22				13 STEWART S Defensive Rebound
07:22				9 TESCH L Turnover
07:08	12 RIPP C 2-Pts missed (2 out)			
07:07				10 BURZYNSKI C Defensive Rebound
07:03				Turnover
06:46	7 RUDELL J 2 Pts paint missed (2 Out)			
06:46				13 STEWART S Defensive Rebound
06:34		28-28	0	9 TESCH L 2-Pts paint made (2 In)
06:17	7 RUDELL J 2 Pts paint missed (2 Out)			
06:16	7 RUDELL J Offensive Rebound			
06:16	7 RUDELL J 2 Pts paint missed (2 Out)			
06:13	7 RUDELL J Offensive Rebound			
06:13	7 RUDELL J 2 Pts paint missed (2 Out)			
06:10				13 STEWART S Defensive Rebound
06:02		28-30	-2	11 GAUCI K 2-Pts paint made (2 In)
05:59				5 CRISPIN C Assist
05:42	12 RIPP C 2-Pts paint made (2 In)	30-30	0	
05:41	10 WHEELER S Assist			
05:35		30-32	-2	9 TESCH L 2-Pts paint made (2 In)
05:35	7 RUDELL J Personal foul			
05:35				9 TESCH L Foul On
05:35				9 TESCH L Free Throw missed (1 Out)
05:32	7 RUDELL J Defensive Rebound			
05:19	11 CASTLE S 2 Pts paint missed (2 Out)			
05:19				5 CRISPIN C Defensive Rebound
05:02				5 CRISPIN C Turnover
04:44	10 WHEELER S 2-Pts made (2 In)	32-32	0	
04:25		32-34	-2	11 GAUCI K 2-Pts paint made (2 In)
04:08	11 CASTLE S 2 Pts paint missed (2 Out)			
04:06	7 RUDELL J Offensive Rebound			
04:06	7 RUDELL J 2-Pts paint made (2 In)	34-34	0	
03:52				9 TESCH L Turnover
03:52	7 RUDELL J Steal			
03:39	10 WHEELER S 2 Pts paint missed (2 Out)			
03:39				13 STEWART S Defensive Rebound



## PLAY BY PLAY

文字比分播报

USA 60 vs 47 AUS

Attendance: 12000

Game Time	USA - United States	Score	Lead	AUS - Australia
03:38				9 TESCH L Player OUT ---->>
03:38				10 BURZYNSKI C Player OUT ---->>
03:38				4 DOMASCHENZ M Player IN <<----
03:38				12 CHAPLIN S Player IN <<----
03:32	12 RIPP C Steal			
03:32				13 STEWART S Turnover
03:30				13 STEWART S Personal foul
03:30	11 CASTLE S Foul On			
03:10	10 WHEELER S 2 Pts paint missed (2 Out)			
03:08				13 STEWART S Defensive Rebound
02:58				5 CRISPIN C 2 Pts paint missed (2 Out)
02:57	10 WHEELER S Defensive Rebound			
02:45	11 CASTLE S Turnover			
02:45				5 CRISPIN C Steal
02:38		34-36	-2	5 CRISPIN C 2-Pts paint made (2 In)
02:38	Time out			
02:25	11 CASTLE S 2 Pts paint missed (2 Out)			
02:25				Defensive Rebound
01:59				11 GAUCI K 2-Pts missed (2 out)
01:57	7 RUDDLELL J Blocked Shot			
01:56	7 RUDDLELL J Defensive Rebound			
01:56	12 RIPP C Foul On			
01:56				11 GAUCI K Personal foul
01:56	12 RIPP C Free Throw missed (1 Out)			
01:56	12 RIPP C Free Throw missed (1 Out)			
01:53	7 RUDDLELL J Offensive Rebound			
01:53	7 RUDDLELL J 2-Pts paint made (2 In)	36-36	0	
01:39		36-38	-2	5 CRISPIN C 2-Pts paint made (2 In)
01:37				12 CHAPLIN S Assist
01:21	7 RUDDLELL J 2 Pts paint missed (2 Out)			
01:20				12 CHAPLIN S Defensive Rebound
01:14	11 CASTLE S Steal			
01:14				5 CRISPIN C Turnover
00:48	7 RUDDLELL J 2-Pts paint made (2 In)	38-38	0	
00:38	5 CISNEROS P Personal foul			
00:38				12 CHAPLIN S Foul On
00:38	11 CASTLE S Player OUT ---->>			
00:38	4 MURRAY B Player IN <<----			
00:38				4 DOMASCHENZ M Player OUT ---->>
00:38				10 BURZYNSKI C Player IN <<----
00:18		38-40	-2	5 CRISPIN C 2-Pts paint made (2 In)
00:17				10 BURZYNSKI C Assist



## PLAY BY PLAY

文字比分播报

USA 60 vs 47 AUS

Attendance: 12000

Game Time	USA - United States	Score	Lead	AUS - Australia
00:01	7 RUDELL J 3-Pts missed (3 Out)			

### FOURTH QUARTER

#### Quarter Starters:

USA

AUS

Game Time	USA - United States	Score	Lead	AUS - Australia
10:00	4 MURRAY B Player IN <<----			
10:00	5 CISNEROS P Player IN <<----			
10:00	7 RUDELL J Player IN <<----			
10:00	10 WHEELER S Player IN <<----			
10:00	12 RIPP C Player IN <<----			
10:00				5 CRISPIN C Player IN <<----
10:00				10 BURZYNSKI C Player IN <<----
10:00				11 GAUCI K Player IN <<----
10:00				12 CHAPLIN S Player IN <<----
10:00				13 STEWART S Player IN <<----
09:59				Tap off situation, throw-in
09:49	5 CISNEROS P Personal foul			
09:49				12 CHAPLIN S Foul On
09:38		38-42	-4	13 STEWART S 2-Pts made (2 In)
09:36				11 GAUCI K Assist
09:18	5 CISNEROS P 2-Pts paint made (2 In)	40-42	-2	
09:17	12 RIPP C Assist			
08:50				Turnover
08:34	7 RUDELL J 2-Pts missed (2 out)			
08:33	7 RUDELL J Offensive Rebound			
08:33	7 RUDELL J Foul On			
08:33				10 BURZYNSKI C Personal foul
08:33				12 CHAPLIN S Player OUT ---->>
08:33				9 TESCH L Player IN <<----
08:33	7 RUDELL J Free Throw missed (1 Out)			
08:32	7 RUDELL J Free Throw missed (1 Out)			
08:29				5 CRISPIN C Defensive Rebound
08:28				10 BURZYNSKI C Offensive foul
08:28				10 BURZYNSKI C Turnover
08:28	12 RIPP C Foul On			
08:28	12 RIPP C Steal			
08:28	12 RIPP C Turnover			
08:28				9 TESCH L Steal
08:28				9 TESCH L Turnover
08:28				13 STEWART S Steal



## PLAY BY PLAY

文字比分播报

USA 60 vs 47 AUS

Attendance: 12000

Game Time	USA - United States	Score	Lead	AUS - Australia
08:28	5 CISNEROS P Turnover			
07:53		40-44	-4	5 CRISPIN C 2-Pts paint made (2 In)
07:51				11 GAUCI K Assist
07:32				5 CRISPIN C Personal foul
07:32	12 RIPP C Foul On			
07:32	5 CISNEROS P Player OUT ---->>			
07:32	11 CASTLE S Player IN <<----			
07:32	12 RIPP C Free Throw missed (1 Out)			
07:32	12 RIPP C Free Throw missed (1 Out)			
07:30				13 STEWART S Defensive Rebound
07:27				11 GAUCI K Turnover
07:07	10 WHEELER S 2-Pts paint made (2 In)	42-44	-2	
07:06	12 RIPP C Assist			
06:41				9 TESCH L 2 Pts paint missed (2 Out)
06:39				9 TESCH L Offensive Rebound
06:39				9 TESCH L 2 Pts paint missed (2 Out)
06:35	12 RIPP C Defensive Rebound			
06:14	12 RIPP C 2 Pts paint missed (2 Out)			
06:10	4 MURRAY B Offensive Rebound			
06:10	4 MURRAY B Turnover			
06:10				11 GAUCI K Steal
06:02				10 BURZYNSKI C 2 Pts paint missed (2 Out)
05:59	7 RUDELL J Defensive Rebound			
05:43	12 RIPP C 2-Pts missed (2 out)			
05:41				9 TESCH L Defensive Rebound
05:32				11 GAUCI K Turnover
05:32	7 RUDELL J Steal			
05:19	10 WHEELER S 2-Pts missed (2 out)			
05:19	4 MURRAY B Offensive Rebound			
05:19	4 MURRAY B 2-Pts paint made (2 In)	44-44	0	
05:19				Time out
05:07				9 TESCH L Player OUT ---->>
05:07				12 CHAPLIN S Player IN <<----
05:07	4 MURRAY B Personal foul			
05:07				12 CHAPLIN S Foul On
05:07		44-45	-1	12 CHAPLIN S Free Throw made (1 In)
05:06				12 CHAPLIN S Free Throw missed (1 Out)
05:02	10 WHEELER S Defensive Rebound			
04:50	12 RIPP C 2-Pts paint made (2 In)	46-45	+1	
04:24				5 CRISPIN C 2-Pts missed (2 out)
04:21	12 RIPP C Defensive Rebound			
04:01	12 RIPP C 2-Pts made (2 In)	48-45	+3	



## PLAY BY PLAY

文字比分播报

USA 60 vs 47 AUS

Attendance: 12000

Game Time	USA - United States	Score	Lead	AUS - Australia
03:45				5 CRISPIN C Turnover
03:45	11 CASTLE S Steal			
03:45	11 CASTLE S Turnover			
03:45				12 CHAPLIN S Steal
03:38		48-47	+1	12 CHAPLIN S 2-Pts paint made (2 In)
03:15	12 RIPP C 2-Pts missed (2 out)			
03:13				12 CHAPLIN S Defensive Rebound
02:47				13 STEWART S 2-Pts missed (2 out)
02:44	7 RUDELL J Defensive Rebound			
02:33	7 RUDELL J 2 Pts paint missed (2 Out)			
02:33				13 STEWART S Defensive Rebound
02:24	12 RIPP C Steal			
02:24				12 CHAPLIN S Turnover
02:18				12 CHAPLIN S Personal foul
02:18	10 WHEELER S Foul On			
02:18	10 WHEELER S Free Throw made (1 In)	49-47	+2	
02:18	10 WHEELER S Free Throw missed (1 Out)			
02:13	Offensive Rebound			
02:13	Tap off situation, throw-in			
01:59	11 CASTLE S 2-Pts paint made (2 In)	51-47	+4	
01:58	7 RUDELL J Assist			
01:41				11 GAUCI K 3-Pts missed (3 Out)
01:35				9 TESCH L Offensive Rebound
01:34				10 BURZYNSKI C Turnover
01:34	12 RIPP C Steal			
01:28	4 MURRAY B 2 Pts paint missed (2 Out)			
01:28				Defensive Rebound
01:28				Time out
01:15				12 CHAPLIN S Turnover
01:09				12 CHAPLIN S Personal foul
01:09	7 RUDELL J Foul On			
01:09	7 RUDELL J Free Throw missed (1 Out)			
01:09	7 RUDELL J Free Throw made (1 In)	52-47	+5	
00:59				12 CHAPLIN S Turnover
00:59	12 RIPP C Steal			
00:59				12 CHAPLIN S Personal foul
00:59	12 RIPP C Foul On			
00:59	12 RIPP C Free Throw made (1 In)	53-47	+6	
00:59	12 RIPP C Free Throw made (1 In)	54-47	+7	
00:48				5 CRISPIN C Turnover
00:47				13 STEWART S Personal foul
00:47	10 WHEELER S Foul On			



## PLAY BY PLAY

文字比分播报

USA 60 vs 47 AUS

Attendance: 12000

Game Time	USA - United States	Score	Lead	AUS - Australia
00:47	Time out			
00:47	10 WHEELER S Free Throw made (1 In)	55-47	+8	
00:47	10 WHEELER S Free Throw made (1 In)	56-47	+9	
00:47				Time out
00:40				5 CRISPIN C 3-Pts missed (3 Out)
00:37	7 RUDELL J Defensive Rebound			
00:37				11 GAUCI K Personal foul
00:37	7 RUDELL J Foul On			
00:37	7 RUDELL J Free Throw made (1 In)	57-47	+10	
00:37	7 RUDELL J Free Throw missed (1 Out)			
00:31				13 STEWART S Defensive Rebound
00:25				5 CRISPIN C 2-Pts missed (2 out)
00:24	10 WHEELER S Defensive Rebound			
00:24				10 BURZYNSKI C Personal foul
00:24	10 WHEELER S Foul On			
00:24	10 WHEELER S Free Throw made (1 In)	58-47	+11	
00:24	10 WHEELER S Free Throw made (1 In)	59-47	+12	
00:05				5 CRISPIN C 3-Pts missed (3 Out)
00:05	7 RUDELL J Blocked Shot			
00:05	12 RIPP C Defensive Rebound			
00:05				12 CHAPLIN S Personal foul
00:05	12 RIPP C Foul On			
00:05	12 RIPP C Free Throw made (1 In)	60-47	+13	
00:05	12 RIPP C Free Throw missed (1 Out)			
00:04				5 CRISPIN C Defensive Rebound





## RESULTS

比赛成绩

### USA 24 vs 22 AUS

Attendance: 12000

Referee: BOSVELD Andre (NED)

Commissioner: COSSAER Dirk Lodewijk M (BEL)

Umpires: ROJA Cristian (ITA); GOMEZ RUF Antonia (ESP)

Classifier: RIBEIRO Maria Sonia (BRA)

		Q1		Q2	
Scoring by 5 min intervals:	USA	4	12	22	24
	AUS	2	15	19	22

#### USA - UNITED STATES of AMERICA

No.	Name	Sport Class	MIN	Field Goals		2 Points		3 Points		Free Throws		Rebounds			AS	TO	ST	BS	PF	FO	PTS
				M/A	%	M/A	%	M/A	%	M/A	%	OR	DR	TOT							
*5	CISNEROS Patty (C)	2.0	10:00	0/1	0	0/1	0					1	1	1							0
*6	HOSKINS Emily	1.0	10:00	0/1	0	0/1	0					1	1	2	1						0
*7	RUDELLE Jen	4.5	10:00	3/7	43	3/7	43						3	3							6
*10	WHEELER Stephanie	2.0	07:13	2/3	67	2/3	67								1				2		4
*13	GONZALES Loraine	4.0	05:04	0/3	0	0/3	0						2	2			1		2	1	0
4	MURRAY Becca	2.5	10:00	1/3	33	1/3	33			1/2	50		1	1						1	3
8	SCHNEIDER Natalie	4.5	00:00																		0
9	NICHOLS Alana	2.5	10:00	1/6	17	1/6	17					2	2	4		1	3				2
11	CASTLE Sarah	2.5	10:00										2	2	1				1		0
12	RIPP Christina	2.5	12:47	3/7	43	2/5	40	1/2	50			1	2	3	1	1					7
14	MILFORD Mary Allison	1.0	00:00																		0
15	HOFFMAN Carlee	4.0	14:56	1/4	25	1/3	33	0/1	0			1	1	2	1	2			1		2
Team/Coach																					
<b>Totals</b>				11/35	31	10/32	31	1/3	33	1/2	50	8	16	24	5	6	4		6	2	24
<b>Coach</b>		LYKINS Ronald																			
<b>Assistant Coach</b>		SIKORA John TAYLOR Robert																			

#### AUS - AUSTRALIA

No.	Name	Sport Class	MIN	Field Goals		2 Points		3 Points		Free Throws		Rebounds			AS	TO	ST	BS	PF	FO	PTS
				M/A	%	M/A	%	M/A	%	M/A	%	OR	DR	TOT							
*9	TESCH Liesl (C)	4.0	12:57	1/6	17	1/6	17						5	5	1		1				2
*10	BURZYNSKI Clare	1.0	20:00													1					0
*11	GAUCI Kylie	2.0	17:38	3/7	43	3/7	43					1	1	2		3			2	1	6
*12	CHAPLIN Shelley	3.5	12:58	1/3	33	1/3	33			2/4	50		1	1	1	1				2	4
*13	STEWART Sarah	3.0	17:44	2/4	50	2/4	50			1/3	33		3	3		2	1			2	5
4	DOMASCHENZ Melanie	1.0	00:00																		0
5	CRISPIN Cobi	4.0	09:41	1/1	100	1/1	100			1/2	50		4	4		1				1	3
6	KEAN Bridie	4.0	00:00																		0
7	HALL Melanie	2.5	02:22									1		1							0
8	McKENZIE Tina	3.0	02:16										1	1		1					0
14	HILL Katie	3.0	00:00																		0
15	O'KELLY-KENNEDY Kathleen	4.0	04:24	1/2	50	1/2	50														2
Team/Coach																					
<b>Totals</b>				9/23	39	9/23	39			4/9	44	2	16	18	2	9	3		2	6	22
<b>Coach</b>		HEWSON Gerry																			
<b>Assistant Coach</b>		HEWISH Mark																			

	USA	AUS
Points from Turnovers	5	4
Points in the Paint	8	14
Second Chance Points	6	0
Fast Break Points	2	0

	USA	AUS
Biggest Lead	5	5
Biggest Scoring Run	10-0(24-19)	6-0(4-6)
Lead Changes	5	
Times Tied	4	

#### Legend:

%	Shooting Percentage	(C)	Captain	*	Starters	AS	Assists
BS	Blocked Shots	DR	Defensive Rebounds	FO	Fouls On	M/A	Made/Attempts
MIN	Minutes Played	OR	Offensive Rebounds	PF	Fouls	PTS	Points
Qx	Quarter Time	ST	Steals	TO	Turnovers	TOT	Total Rebounds



## RESULTS

比赛成绩

### USA 60 vs 47 AUS

Attendance: 12000

Referee: BOSVELD Andre (NED)

Commissioner: COSSAER Dirk Lodewijk M (BEL)

Umpires: ROJA Cristian (ITA); GOMEZ RUF Antonia (ESP)

Classifier: RIBEIRO Maria Sonia (BRA)

		Q1		Q2		Q3		Q4	
Scoring by 5 min intervals:	USA	4	12	22	24	30	38	44	60
	AUS	2	15	19	22	32	40	45	47

#### USA - UNITED STATES of AMERICA

No.	Name	Sport Class	MIN	Field Goals		2 Points		3 Points		Free Throws		Rebounds			AS	TO	ST	BS	PF	FO	PTS
				M/A	%	M/A	%	M/A	%	M/A	%	OR	DR	TOT							
*5	CISNEROS Patty (C)	2.0	22:28	1/3	33	1/3	33					1	1	1	1				3		2
*6	HOSKINS Emily	1.0	10:00	0/1	0	0/1	0					1	1	2	1						0
*7	RUDELLE Jen	4.5	30:00	6/19	32	6/18	33	0/1	0	2/6	33	5	8	13	1		2	2	1	3	14
*10	WHEELER Stephanie	2.0	27:13	5/9	56	5/9	56			5/6	83		4	4	1	1			2	3	15
*13	GONZALES Loraine	4.0	05:04	0/3	0	0/3	0						2	2			1		2	1	0
4	MURRAY Becca	2.5	20:38	2/5	40	2/5	40			1/2	50	2	1	3		1			1	1	5
8	SCHNEIDER Natalie	4.5	00:00																		0
9	NICHOLS Alana	2.5	10:00	1/6	17	1/6	17					2	2	4							2
11	CASTLE Sarah	2.5	26:54	1/5	20	1/5	20						2	2	1	2	2		2	1	2
12	RIPP Christina	2.5	32:47	7/15	47	6/13	46	1/2	50	3/8	38	1	5	6	3	2	5		5		18
14	MILFORD Mary Allison	1.0	00:00																		0
15	HOFFMAN Carlee	4.0	14:56	1/4	25	1/3	33	0/1	0			1	1	2	1	2			1		2
Team/Coach																					
<b>Totals</b>			24/70	34	23/66	35	1/4	25	11/22	50	16	29	45	9	11	13	2	12	14		60
<b>Coach</b>		LYKINS Ronald																			
<b>Assistant Coach</b>		SIKORA John TAYLOR Robert																			

#### AUS - AUSTRALIA

No.	Name	Sport Class	MIN	Field Goals		2 Points		3 Points		Free Throws		Rebounds			AS	TO	ST	BS	PF	FO	PTS	
				M/A	%	M/A	%	M/A	%	M/A	%	OR	DR	TOT								
*9	TESCH Liesl (C)	4.0	22:45	5/12	42	5/12	42			0/2	0	3	7	10	1	3	2			2	10	
*10	BURZYNSKI Clare	1.0	37:00	0/1	0	0/1	0						2	2	1	2	1		3		0	
*11	GAUCI Kylie	2.0	37:38	5/11	45	5/10	50	0/1	0	0/2	0	1	1	2	2	5	1		4	2	10	
*12	CHAPLIN Shelley	3.5	23:10	2/4	50	2/4	50			3/6	50		3	3	2	4	1		4	5	7	
*13	STEWART Sarah	3.0	37:44	3/7	43	3/7	43			1/3	33	1	11	12	1	3	2		2	2	7	
4	DOMASCHENZ Melanie	1.0	03:00																		0	
5	CRISPIN Cobi	4.0	29:41	5/11	45	5/9	56	0/2	0	1/2	50		7	7	1	6	1		1	1	11	
6	KEAN Bridie	4.0	00:00																		0	
7	HALL Melanie	2.5	02:22									1		1							0	
8	McKENZIE Tina	3.0	02:16										1	1		1					0	
14	HILL Katie	3.0	00:00																		0	
15	O'KELLY-KENNEDY Kathleen	4.0	04:24	1/2	50	1/2	50														2	
Team/Coach																						
<b>Totals</b>			21/48	44	21/45	47	0/3	0	5/15	33	6	35	41	8	27	8			14	12		47
<b>Coach</b>		HEWSON Gerry																				
<b>Assistant Coach</b>		HEWISH Mark																				

	USA	AUS
Points from Turnovers	17	10
Points in the Paint	30	36
Second Chance Points	14	4
Fast Break Points	2	0

	USA	AUS
Biggest Lead	13	5
Biggest Scoring Run	12-0(60-47)	8-0(28-30)
Lead Changes	7	
Times Tied	11	

#### Legend:

%	Shooting Percentage	(C)	Captain	*	Starters	AS	Assists
BS	Blocked Shots	DR	Defensive Rebounds	FO	Fouls On	M/A	Made/Attempts
MIN	Minutes Played	OR	Offensive Rebounds	OTx	Overtime	PF	Fouls
PTS	Points	Qx	Quarter Time	ST	Steals	TO	Turnovers
TOT	Total Rebounds						



## START LIST

首发名单

### GER - JPN

**Referee:** MARQUES Rui David (BRA)  
**Umpires:** HO Shuet Mei (SIN); URUNUELA Juan Manuel (ESP)

**Commissioner:** VIVIERS Nico Maritz Malan (RSA)  
**Classifier:** PERRIMAN Don (AUS)

#### GER - Germany

No.	Name	Pos	Age	Sport Class	Current Games Statistics						
					PPG	FG%	3FG%	FT%	RPG	APG	MPG (GP)
4	KAUTZ Britta	F	26	1.0	0.0	0			0.5		10:53 (2)
5	MEITNER Birgit	G	31	2.5	1.6	27		100	1.6	1.2	11:27 (5)
6	KUES Simone	F	31	1.0	3.0	33		33	3.2	0.4	23:23 (5)
7	MULLER Edina Anita	F	25	2.0	1.8	40		50	2.0	0.6	14:03 (5)
8	ZEYEN Annika	G	23	1.5	6.2	44		33	2.4	2.0	32:34 (5)
9	SEIFERT Nicole	G	34	1.5	2.8	55		40	1.2	1.4	20:17 (5)
10	SCHUNEMANN Gesche	C	25	4.5	3.8	35	0	50	4.5	0.5	09:42 (4)
11	SCHRATZ Nora	G	29	2.5	1.2	30	0		1.0	1.0	13:01 (5)
12	BUTTERBRODT Maren	C	31	4.5	9.4	47	0	50	8.6	2.6	26:05 (5)
13	BEHRENS Alke	F	28	1.0	0.0	0					02:06 (2)
14	KAHL Annette (C)	C	35	4.5	6.0	44			4.0	0.4	14:09 (5)
15	MOHNEN Marina	C	29	4.5	16.4	49	0	60	10.2	3.2	31:59 (5)
Team			28.9		51.4	43	0	49	38.0	13.2	
<b>Coach</b>		GLINICKI Holger Ingo									
<b>Assistant Coach</b>		RICHARZ Peter									

GER Played		
PR	BRA	62-32
PR	USA	38-42
PR	AUS	64-56
PR	GBR	50-44
QF	NED	43-28

#### JPN - Japan

No.	Name	Pos	Age	Sport Class	Current Games Statistics						
					PPG	FG%	3FG%	FT%	RPG	APG	MPG (GP)
4	BETTO Yuka	F	37	3.0	3.6	50		0	2.0	1.4	13:28 (5)
5	MASHIKO Megumi	G	38	3.0	4.6	33	11	33	4.0	4.4	23:44 (5)
6	URAMOTO Miki	G	27	2.5	1.0	100		0			02:05 (2)
7	TANEDA Kimi	G	33	1.0	1.4	15		50	1.4	0.2	17:38 (5)
8	KOSUZUKI Tomomi	F	29	3.5	0.0						00:00 (0)
9	TAKABAYASHI Mika (C)	G	37	1.5	5.2	41	0	50	3.0	2.0	35:01 (5)
10	YOSHIDA Erika	F	31	1.0	1.6	40			1.8	0.8	24:03 (5)
11	KAWAKAMI Rie	F	37	1.0	0.0						04:19 (3)
12	TAKUBO Ikumi	F	25	4.0	16.4	47	100	61	9.6	2.4	38:20 (5)
13	SUGAHARA Naoko	C	40	4.5	0.5	25			1.0		03:18 (4)
14	SOEDA Tomoe	F	33	3.5	0.0	0	0		0.8	0.5	04:08 (4)
15	AMIMOTO Mari	F	19	4.5	19.6	40	33	49	7.0	3.0	38:20 (5)
Team			32.2		53.2	40	22	48	30.2	14.6	
<b>Coach</b>		IWASA Yoshiaki									
<b>Assistant Coach</b>		KIKUCHI Tetsuhiro									

JPN Played		
PR	CHN	49-46
PR	MEX	52-34
PR	CAN	55-52
PR	NED	65-49
QF	GBR	45-38

**Legend:**

3FG%	3 Field Goals %	APG	Assists per Game	C	Centre	F	Forward
FG%	Field Goals %	FT%	Free Throws %	G	Guard	GP	Games Played
MPG	Minutes Played per Game	Pos	Playing Position	PPG	Points per Game	PR	Preliminary Round
QF	Quarterfinal	RPG	Rebounds per Game				



## PLAY BY PLAY

文字比分播报

GER 26 vs 22 JPN

Attendance: 12000

		Q1		Q2	
Scoring by 5 min intervals:	GER	10	14	24	26
	JPN	8	12	16	22

### FIRST QUARTER

#### Quarter Starters:

**GER** 7 MULLER EA      8 ZEYEN A      9 SEIFERT N      12 BUTTERBRODT M      15 MOHNEN M  
**JPN** 5 MASHIKO M      9 TAKABAYASHI M      10 YOSHIDA E      12 TAKUBO I      15 AMIMOTO M

Game Time	GER - Germany	Score	Lead	JPN - Japan
10:00	7 MULLER EA Player IN <<----			
10:00	8 ZEYEN A Player IN <<----			
10:00	9 SEIFERT N Player IN <<----			
10:00	12 BUTTERBRODT M Player IN <<----			
10:00	15 MOHNEN M Player IN <<----			
10:00				5 MASHIKO M Player IN <<----
10:00				9 TAKABAYASHI M Player IN <<----
10:00				10 YOSHIDA E Player IN <<----
10:00				12 TAKUBO I Player IN <<----
10:00				15 AMIMOTO M Player IN <<----
10:00	15 MOHNEN M Tap off won			15 AMIMOTO M Tap off lost
09:38	15 MOHNEN M 2-Pts made (2 In)	2-0	+2	
09:18		2-2	0	9 TAKABAYASHI M 2-Pts made (2 In)
09:03	15 MOHNEN M 2-Pts made (2 In)	4-2	+2	
08:43	9 SEIFERT N Personal foul			
08:43				5 MASHIKO M Foul On
08:43				5 MASHIKO M Free Throw missed (1 Out)
08:43				5 MASHIKO M Free Throw missed (1 Out)
08:40	12 BUTTERBRODT M Defensive Rebound			
08:26	12 BUTTERBRODT M 2 Pts paint missed (2 Out)			
08:23	12 BUTTERBRODT M Offensive Rebound			
08:23	12 BUTTERBRODT M 2-Pts paint made (2 In)	6-2	+4	
08:02				10 YOSHIDA E 2 Pts paint missed (2 Out)
08:02	15 MOHNEN M Defensive Rebound			
07:48	12 BUTTERBRODT M 2-Pts paint made (2 In)	8-2	+6	
07:21		8-4	+4	15 AMIMOTO M 2-Pts paint made (2 In)
07:17				5 MASHIKO M Assist
07:11				5 MASHIKO M Personal foul
07:11	8 ZEYEN A Foul On			
07:05	15 MOHNEN M 2-Pts missed (2 out)			
07:04				9 TAKABAYASHI M Defensive Rebound
06:53	7 MULLER EA Personal foul			
06:53				15 AMIMOTO M Foul On
06:37		8-6	+2	5 MASHIKO M 2-Pts made (2 In)



## PLAY BY PLAY

文字比分播报

GER 26 vs 22 JPN

Attendance: 12000

Game Time	GER - Germany	Score	Lead	JPN - Japan
06:34				10 YOSHIDA E Assist
06:15	12 BUTTERBRODT M 2-Pts missed (2 out)			
06:14				5 MASHIKO M Defensive Rebound
06:08				15 AMIMOTO M Turnover
05:50	15 MOHNEN M 2-Pts missed (2 out)			
05:47				10 YOSHIDA E Defensive Rebound
05:35				15 AMIMOTO M 2 Pts paint missed (2 Out)
05:31	9 SEIFERT N Defensive Rebound			
05:22	15 MOHNEN M 2-Pts paint made (2 In)	10-6	+4	
05:20	8 ZEYEN A Assist			
05:06		10-8	+2	12 TAKUBO I 2-Pts made (2 In)
04:35	8 ZEYEN A 2-Pts missed (2 out)			
04:34				5 MASHIKO M Defensive Rebound
04:14				15 AMIMOTO M Turnover
03:50	15 MOHNEN M 2-Pts made (2 In)	12-8	+4	
03:37				12 TAKUBO I 2-Pts missed (2 out)
03:36	15 MOHNEN M Defensive Rebound			
03:21	9 SEIFERT N 2-Pts made (2 In)	14-8	+6	
03:21	15 MOHNEN M Assist			
03:21				Time out
03:07				12 TAKUBO I 2 Pts paint missed (2 Out)
03:07	12 BUTTERBRODT M Defensive Rebound			
02:55	12 BUTTERBRODT M 2 Pts paint missed (2 Out)			
02:54				9 TAKABAYASHI M Defensive Rebound
02:52	9 SEIFERT N Personal foul			
02:52				15 AMIMOTO M Foul On
02:52				10 YOSHIDA E Player OUT ---->>
02:52				7 TANEDA K Player IN <<----
02:39				12 TAKUBO I 2-Pts missed (2 out)
02:36	12 BUTTERBRODT M Defensive Rebound			
02:19				5 MASHIKO M Personal foul
02:19	12 BUTTERBRODT M Foul On			
02:19	12 BUTTERBRODT M Free Throw missed (1 Out)			
02:19	12 BUTTERBRODT M Free Throw missed (1 Out)			
02:19				5 MASHIKO M Player OUT ---->>
02:19				4 BETTO Y Player IN <<----
02:09	15 MOHNEN M Personal foul			
02:09				12 TAKUBO I Foul On
01:55				9 TAKABAYASHI M Turnover
01:36	9 SEIFERT N 2-Pts missed (2 out)			
01:33				15 AMIMOTO M Defensive Rebound
01:27	12 BUTTERBRODT M Personal foul			



## PLAY BY PLAY

文字比分播报

GER 26 vs 22 JPN

Attendance: 12000

Game Time	GER - Germany	Score	Lead	JPN - Japan
01:27				15 AMIMOTO M Foul On
01:27		14-9	+5	15 AMIMOTO M Free Throw made (1 In)
01:27		14-10	+4	15 AMIMOTO M Free Throw made (1 In)
01:20	9 SEIFERT N Offensive foul			
01:20	9 SEIFERT N Turnover			
01:20				9 TAKABAYASHI M Foul On
01:20				9 TAKABAYASHI M Steal
01:05				9 TAKABAYASHI M 2-Pts missed (2 out)
01:02	7 MULLER EA Defensive Rebound			
00:45	7 MULLER EA 2 Pts paint missed (2 Out)			
00:45				12 TAKUBO I Defensive Rebound
00:27				15 AMIMOTO M 2-Pts missed (2 out)
00:26	15 MOHNEN M Defensive Rebound			
00:14				15 AMIMOTO M Steal
00:14	12 BUTTERBRODT M Turnover			
00:04		14-12	+2	15 AMIMOTO M 2-Pts paint made (2 In)
00:01				12 TAKUBO I Assist

## SECOND QUARTER

### Quarter Starters:

GER 12 BUTTERBRODT M    15 MOHNEN M    6 KUES S    7 MULLER EA    8 ZEYEN A  
JPN 15 AMIMOTO M    12 TAKUBO I    4 BETTO Y    9 TAKABAYASHI M    7 TANEDA K

Game Time	GER - Germany	Score	Lead	JPN - Japan
10:00	12 BUTTERBRODT M Player IN <<----			
10:00	15 MOHNEN M Player IN <<----			
10:00	6 KUES S Player IN <<----			
10:00	7 MULLER EA Player IN <<----			
10:00	8 ZEYEN A Player IN <<----			
10:00				15 AMIMOTO M Player IN <<----
10:00				12 TAKUBO I Player IN <<----
10:00				4 BETTO Y Player IN <<----
10:00				9 TAKABAYASHI M Player IN <<----
10:00				7 TANEDA K Player IN <<----
09:59				Tap off situation, throw-in
09:43		14-14	0	12 TAKUBO I 2-Pts made (2 In)
09:36				9 TAKABAYASHI M Assist
09:21	7 MULLER EA Player OUT ---->>			
09:21	5 MEITNER B Player IN <<----			
09:12	15 MOHNEN M Turnover			
08:55				12 TAKUBO I 2-Pts missed (2 out)
08:54	12 BUTTERBRODT M Defensive Rebound			
08:41	6 KUES S 2-Pts paint made (2 In)	16-14	+2	



## PLAY BY PLAY

文字比分播报

GER 26 vs 22 JPN

Attendance: 12000

Game Time	GER - Germany	Score	Lead	JPN - Japan
08:40	12 BUTTERBRODT M Assist			
08:14				15 AMIMOTO M 2-Pts missed (2 out)
08:13				7 TANEDA K Offensive Rebound
07:56				9 TAKABAYASHI M 2-Pts missed (2 out)
07:56	Defensive Rebound			
07:35	5 MEITNER B 2-Pts paint made (2 In)	18-14	+4	
07:33	8 ZEYEN A Assist			
07:13				15 AMIMOTO M 2-Pts missed (2 out)
07:10	12 BUTTERBRODT M Defensive Rebound			
06:56				4 BETTO Y Personal foul
06:56	15 MOHNEN M Foul On			
06:56				9 TAKABAYASHI M Player OUT ---->>
06:56				4 BETTO Y Player OUT ---->>
06:56				11 KAWAKAMI R Player IN <<----
06:56				14 SOEDA T Player IN <<----
06:56	15 MOHNEN M Free Throw made (1 In)	19-14	+5	
06:56	15 MOHNEN M Free Throw made (1 In)	20-14	+6	
06:35				12 TAKUBO I 2-Pts missed (2 out)
06:33	12 BUTTERBRODT M Defensive Rebound			
06:18	5 MEITNER B 2-Pts made (2 In)	22-14	+8	
05:58		22-16	+6	15 AMIMOTO M 2-Pts made (2 In)
05:35	15 MOHNEN M 2-Pts missed (2 out)			
05:34	5 MEITNER B Offensive Rebound			
05:20	8 ZEYEN A 2-Pts made (2 In)	24-16	+8	
04:50				14 SOEDA T 3-Pts missed (3 Out)
04:48	12 BUTTERBRODT M Defensive Rebound			
04:35	8 ZEYEN A Turnover			
04:35				7 TANEDA K Steal
04:35				14 SOEDA T Turnover
04:35	15 MOHNEN M Steal			
04:00	12 BUTTERBRODT M 2-Pts paint made (2 In)	26-16	+10	
04:00	15 MOHNEN M Assist			
04:00				Time out
04:00				15 AMIMOTO M Player OUT ---->>
04:00				13 SUGAHARA N Player IN <<----
03:45				14 SOEDA T Turnover
03:45	5 MEITNER B Steal			
03:28	5 MEITNER B 2-Pts missed (2 out)			
03:27				13 SUGAHARA N Defensive Rebound
03:24	12 BUTTERBRODT M Personal foul			
03:24				11 KAWAKAMI R Foul On
02:59		26-18	+8	7 TANEDA K 2-Pts paint made (2 In)



## PLAY BY PLAY

文字比分播报

GER 26 vs 22 JPN

Attendance: 12000

Game Time	GER - Germany	Score	Lead	JPN - Japan
02:58				14 SOEDA T Assist
02:38	15 MOHNEN M 2-Pts missed (2 out)			
02:37				12 TAKUBO I Defensive Rebound
02:21		26-20	+6	12 TAKUBO I 2-Pts paint made (2 In)
02:20				14 SOEDA T Assist
02:09				7 TANEDA K Personal foul
02:09	5 MEITNER B Foul On			
02:09	12 BUTTERBRODT M Player OUT ---->>			
02:09	14 KAHL A Player IN <<----			
01:57	6 KUES S 2 Pts paint missed (2 Out)			
01:53	15 MOHNEN M Offensive Rebound			
01:50	14 KAHL A 2-Pts missed (2 out)			
01:48				14 SOEDA T Defensive Rebound
01:27				11 KAWAKAMI R 2-Pts missed (2 out)
01:25	14 KAHL A Defensive Rebound			
01:19	15 MOHNEN M 2-Pts missed (2 out)			
01:17				12 TAKUBO I Defensive Rebound
01:17				14 SOEDA T Offensive foul
01:17				14 SOEDA T Turnover
01:17	15 MOHNEN M Foul On			
01:17	15 MOHNEN M Steal			
01:04	14 KAHL A 2-Pts missed (2 out)			
01:02				14 SOEDA T Defensive Rebound
00:45	8 ZEYEN A Personal foul			
00:45				14 SOEDA T Foul On
00:45				13 SUGAHARA N Player OUT ---->>
00:45				15 AMIMOTO M Player IN <<----
00:28	15 MOHNEN M Steal			
00:28				14 SOEDA T Turnover
00:28	Time out			
00:28	14 KAHL A Player OUT ---->>			
00:28	10 SCHUNEMANN G Player IN <<----			
00:05				15 AMIMOTO M Defensive Rebound
00:03	6 KUES S 2-Pts missed (2 out)			
00:02	10 SCHUNEMANN G Unsportmanlike foul			
00:02				14 SOEDA T Foul On
00:02	10 SCHUNEMANN G Player OUT ---->>			
00:02	12 BUTTERBRODT M Player IN <<----			
00:02		26-21	+5	14 SOEDA T Free Throw made (1 In)
00:02		26-22	+4	14 SOEDA T Free Throw made (1 In)





## PLAY BY PLAY

文字比分播报

GER 60 vs 40 JPN

Attendance: 12000

		Q1		Q2		Q3		Q4	
Scoring by 5 min intervals:	GER	10	14	24	26	30	34	46	60
	JPN	8	12	16	22	26	34	34	40

### FIRST QUARTER

#### Quarter Starters:

**GER** 7 MULLER EA      8 ZEYEN A      9 SEIFERT N      12 BUTTERBRODT M      15 MOHNEN M  
**JPN** 5 MASHIKO M      9 TAKABAYASHI M      10 YOSHIDA E      12 TAKUBO I      15 AMIMOTO M

Game Time	GER - Germany	Score	Lead	JPN - Japan
10:00	7 MULLER EA Player IN <<-----			
10:00	8 ZEYEN A Player IN <<-----			
10:00	9 SEIFERT N Player IN <<-----			
10:00	12 BUTTERBRODT M Player IN <<-----			
10:00	15 MOHNEN M Player IN <<-----			
10:00				5 MASHIKO M Player IN <<-----
10:00				9 TAKABAYASHI M Player IN <<-----
10:00				10 YOSHIDA E Player IN <<-----
10:00				12 TAKUBO I Player IN <<-----
10:00				15 AMIMOTO M Player IN <<-----
10:00	15 MOHNEN M Tap off won			15 AMIMOTO M Tap off lost
09:38	15 MOHNEN M 2-Pts made (2 In)	2-0	+2	
09:18		2-2	0	9 TAKABAYASHI M 2-Pts made (2 In)
09:03	15 MOHNEN M 2-Pts made (2 In)	4-2	+2	
08:43	9 SEIFERT N Personal foul			
08:43				5 MASHIKO M Foul On
08:43				5 MASHIKO M Free Throw missed (1 Out)
08:43				5 MASHIKO M Free Throw missed (1 Out)
08:40	12 BUTTERBRODT M Defensive Rebound			
08:26	12 BUTTERBRODT M 2 Pts paint missed (2 Out)			
08:23	12 BUTTERBRODT M Offensive Rebound			
08:23	12 BUTTERBRODT M 2-Pts paint made (2 In)	6-2	+4	
08:02				10 YOSHIDA E 2 Pts paint missed (2 Out)
08:02	15 MOHNEN M Defensive Rebound			
07:48	12 BUTTERBRODT M 2-Pts paint made (2 In)	8-2	+6	
07:21		8-4	+4	15 AMIMOTO M 2-Pts paint made (2 In)
07:17				5 MASHIKO M Assist
07:11				5 MASHIKO M Personal foul
07:11	8 ZEYEN A Foul On			
07:05	15 MOHNEN M 2-Pts missed (2 out)			
07:04				9 TAKABAYASHI M Defensive Rebound
06:53	7 MULLER EA Personal foul			
06:53				15 AMIMOTO M Foul On
06:37		8-6	+2	5 MASHIKO M 2-Pts made (2 In)



## PLAY BY PLAY

文字比分播报

GER 60 vs 40 JPN

Attendance: 12000

Game Time	GER - Germany	Score	Lead	JPN - Japan
06:34				10 YOSHIDA E Assist
06:15	12 BUTTERBRODT M 2-Pts missed (2 out)			
06:14				5 MASHIKO M Defensive Rebound
06:08				15 AMIMOTO M Turnover
05:50	15 MOHNEN M 2-Pts missed (2 out)			
05:47				10 YOSHIDA E Defensive Rebound
05:35				15 AMIMOTO M 2 Pts paint missed (2 Out)
05:31	9 SEIFERT N Defensive Rebound			
05:22	15 MOHNEN M 2-Pts paint made (2 In)	10-6	+4	
05:20	8 ZEYEN A Assist			
05:06		10-8	+2	12 TAKUBO I 2-Pts made (2 In)
04:35	8 ZEYEN A 2-Pts missed (2 out)			
04:34				5 MASHIKO M Defensive Rebound
04:14				15 AMIMOTO M Turnover
03:50	15 MOHNEN M 2-Pts made (2 In)	12-8	+4	
03:37				12 TAKUBO I 2-Pts missed (2 out)
03:36	15 MOHNEN M Defensive Rebound			
03:21	9 SEIFERT N 2-Pts made (2 In)	14-8	+6	
03:21	15 MOHNEN M Assist			
03:21				Time out
03:07				12 TAKUBO I 2 Pts paint missed (2 Out)
03:07	12 BUTTERBRODT M Defensive Rebound			
02:55	12 BUTTERBRODT M 2 Pts paint missed (2 Out)			
02:54				9 TAKABAYASHI M Defensive Rebound
02:52	9 SEIFERT N Personal foul			
02:52				15 AMIMOTO M Foul On
02:52				10 YOSHIDA E Player OUT ---->>
02:52				7 TANEDA K Player IN <<----
02:39				12 TAKUBO I 2-Pts missed (2 out)
02:36	12 BUTTERBRODT M Defensive Rebound			
02:19				5 MASHIKO M Personal foul
02:19	12 BUTTERBRODT M Foul On			
02:19	12 BUTTERBRODT M Free Throw missed (1 Out)			
02:19	12 BUTTERBRODT M Free Throw missed (1 Out)			
02:19				5 MASHIKO M Player OUT ---->>
02:19				4 BETTO Y Player IN <<----
02:09	15 MOHNEN M Personal foul			
02:09				12 TAKUBO I Foul On
01:55				9 TAKABAYASHI M Turnover
01:36	9 SEIFERT N 2-Pts missed (2 out)			
01:33				15 AMIMOTO M Defensive Rebound
01:27	12 BUTTERBRODT M Personal foul			



## PLAY BY PLAY

文字比分播报

GER 60 vs 40 JPN

Attendance: 12000

Game Time	GER - Germany	Score	Lead	JPN - Japan
01:27				15 AMIMOTO M Foul On
01:27		14-9	+5	15 AMIMOTO M Free Throw made (1 In)
01:27		14-10	+4	15 AMIMOTO M Free Throw made (1 In)
01:20	9 SEIFERT N Offensive foul			
01:20	9 SEIFERT N Turnover			
01:20				9 TAKABAYASHI M Foul On
01:20				9 TAKABAYASHI M Steal
01:05				9 TAKABAYASHI M 2-Pts missed (2 out)
01:02	7 MULLER EA Defensive Rebound			
00:45	7 MULLER EA 2 Pts paint missed (2 Out)			
00:45				12 TAKUBO I Defensive Rebound
00:27				15 AMIMOTO M 2-Pts missed (2 out)
00:26	15 MOHNEN M Defensive Rebound			
00:14				15 AMIMOTO M Steal
00:14	12 BUTTERBRODT M Turnover			
00:04		14-12	+2	15 AMIMOTO M 2-Pts paint made (2 In)
00:01				12 TAKUBO I Assist

## SECOND QUARTER

### Quarter Starters:

GER 12 BUTTERBRODT M    15 MOHNEN M    6 KUES S    7 MULLER EA    8 ZEYEN A  
JPN 15 AMIMOTO M    12 TAKUBO I    4 BETTO Y    9 TAKABAYASHI M    7 TANEDA K

Game Time	GER - Germany	Score	Lead	JPN - Japan
10:00	12 BUTTERBRODT M Player IN <<----			
10:00	15 MOHNEN M Player IN <<----			
10:00	6 KUES S Player IN <<----			
10:00	7 MULLER EA Player IN <<----			
10:00	8 ZEYEN A Player IN <<----			
10:00				15 AMIMOTO M Player IN <<----
10:00				12 TAKUBO I Player IN <<----
10:00				4 BETTO Y Player IN <<----
10:00				9 TAKABAYASHI M Player IN <<----
10:00				7 TANEDA K Player IN <<----
09:59				Tap off situation, throw-in
09:43		14-14	0	12 TAKUBO I 2-Pts made (2 In)
09:36				9 TAKABAYASHI M Assist
09:21	7 MULLER EA Player OUT ---->>			
09:21	5 MEITNER B Player IN <<----			
09:12	15 MOHNEN M Turnover			
08:55				12 TAKUBO I 2-Pts missed (2 out)
08:54	12 BUTTERBRODT M Defensive Rebound			
08:41	6 KUES S 2-Pts paint made (2 In)	16-14	+2	



## PLAY BY PLAY

文字比分播报

GER 60 vs 40 JPN

Attendance: 12000

Game Time	GER - Germany	Score	Lead	JPN - Japan
08:40	12 BUTTERBRODT M Assist			
08:14				15 AMIMOTO M 2-Pts missed (2 out)
08:13				7 TANEDA K Offensive Rebound
07:56				9 TAKABAYASHI M 2-Pts missed (2 out)
07:56	Defensive Rebound			
07:35	5 MEITNER B 2-Pts paint made (2 In)	18-14	+4	
07:33	8 ZEYEN A Assist			
07:13				15 AMIMOTO M 2-Pts missed (2 out)
07:10	12 BUTTERBRODT M Defensive Rebound			
06:56				4 BETTO Y Personal foul
06:56	15 MOHNEN M Foul On			
06:56				9 TAKABAYASHI M Player OUT ---->>
06:56				4 BETTO Y Player OUT ---->>
06:56				11 KAWAKAMI R Player IN <<----
06:56				14 SOEDA T Player IN <<----
06:56	15 MOHNEN M Free Throw made (1 In)	19-14	+5	
06:56	15 MOHNEN M Free Throw made (1 In)	20-14	+6	
06:35				12 TAKUBO I 2-Pts missed (2 out)
06:33	12 BUTTERBRODT M Defensive Rebound			
06:18	5 MEITNER B 2-Pts made (2 In)	22-14	+8	
05:58		22-16	+6	15 AMIMOTO M 2-Pts made (2 In)
05:35	15 MOHNEN M 2-Pts missed (2 out)			
05:34	5 MEITNER B Offensive Rebound			
05:20	8 ZEYEN A 2-Pts made (2 In)	24-16	+8	
04:50				14 SOEDA T 3-Pts missed (3 Out)
04:48	12 BUTTERBRODT M Defensive Rebound			
04:35	8 ZEYEN A Turnover			
04:35				7 TANEDA K Steal
04:35				14 SOEDA T Turnover
04:35	15 MOHNEN M Steal			
04:00	12 BUTTERBRODT M 2-Pts paint made (2 In)	26-16	+10	
04:00	15 MOHNEN M Assist			
04:00				Time out
04:00				15 AMIMOTO M Player OUT ---->>
04:00				13 SUGAHARA N Player IN <<----
03:45				14 SOEDA T Turnover
03:45	5 MEITNER B Steal			
03:28	5 MEITNER B 2-Pts missed (2 out)			
03:27				13 SUGAHARA N Defensive Rebound
03:24	12 BUTTERBRODT M Personal foul			
03:24				11 KAWAKAMI R Foul On
02:59		26-18	+8	7 TANEDA K 2-Pts paint made (2 In)



## PLAY BY PLAY

文字比分播报

GER 60 vs 40 JPN

Attendance: 12000

Game Time	GER - Germany	Score	Lead	JPN - Japan
02:58				14 SOEDA T Assist
02:38	15 MOHNEN M 2-Pts missed (2 out)			
02:37				12 TAKUBO I Defensive Rebound
02:21		26-20	+6	12 TAKUBO I 2-Pts paint made (2 In)
02:20				14 SOEDA T Assist
02:09				7 TANEDA K Personal foul
02:09	5 MEITNER B Foul On			
02:09	12 BUTTERBRODT M Player OUT ---->>			
02:09	14 KAHL A Player IN <<----			
01:57	6 KUES S 2 Pts paint missed (2 Out)			
01:53	15 MOHNEN M Offensive Rebound			
01:50	14 KAHL A 2-Pts missed (2 out)			
01:48				14 SOEDA T Defensive Rebound
01:27				11 KAWAKAMI R 2-Pts missed (2 out)
01:25	14 KAHL A Defensive Rebound			
01:19	15 MOHNEN M 2-Pts missed (2 out)			
01:17				12 TAKUBO I Defensive Rebound
01:17				14 SOEDA T Offensive foul
01:17				14 SOEDA T Turnover
01:17	15 MOHNEN M Foul On			
01:17	15 MOHNEN M Steal			
01:04	14 KAHL A 2-Pts missed (2 out)			
01:02				14 SOEDA T Defensive Rebound
00:45	8 ZEYEN A Personal foul			
00:45				14 SOEDA T Foul On
00:45				13 SUGAHARA N Player OUT ---->>
00:45				15 AMIMOTO M Player IN <<----
00:28	15 MOHNEN M Steal			
00:28				14 SOEDA T Turnover
00:28	Time out			
00:28	14 KAHL A Player OUT ---->>			
00:28	10 SCHUNEMANN G Player IN <<----			
00:05				15 AMIMOTO M Defensive Rebound
00:03	6 KUES S 2-Pts missed (2 out)			
00:02	10 SCHUNEMANN G Unsportmanlike foul			
00:02				14 SOEDA T Foul On
00:02	10 SCHUNEMANN G Player OUT ---->>			
00:02	12 BUTTERBRODT M Player IN <<----			
00:02		26-21	+5	14 SOEDA T Free Throw made (1 In)
00:02		26-22	+4	14 SOEDA T Free Throw made (1 In)

### THIRD QUARTER

#### Quarter Starters:

GER 5 MEITNER B	8 ZEYEN A	15 MOHNEN M	12 BUTTERBRODT M	6 KUES S
JPN 9 TAKABAYASHI M	10 YOSHIDA E	5 MASHIKO M	12 TAKUBO I	15 AMIMOTO M



## PLAY BY PLAY

文字比分播报

GER 60 vs 40 JPN

Attendance: 12000

Game Time	GER - Germany	Score	Lead	JPN - Japan
10:00	5 MEITNER B Player IN <<----			
10:00	8 ZEYEN A Player IN <<----			
10:00	15 MOHNEN M Player IN <<----			
10:00	6 KUES S Player IN <<----			
10:00	7 MULLER EA Player IN <<----			
10:00				9 TAKABAYASHI M Player IN <<----
10:00				10 YOSHIDA E Player IN <<----
10:00				5 MASHIKO M Player IN <<----
10:00				12 TAKUBO I Player IN <<----
10:00				15 AMIMOTO M Player IN <<----
10:00	6 KUES S Player OUT ---->>			
10:00	7 MULLER EA Player OUT ---->>			
10:00	12 BUTTERBRODT M Player IN <<----			
10:00	6 KUES S Player IN <<----			
09:55	Tap off situation, throw-in			
09:41	15 MOHNEN M 2-Pts missed (2 out)			
09:40				15 AMIMOTO M Defensive Rebound
09:25		26-24	+2	12 TAKUBO I 2-Pts made (2 In)
09:01	5 MEITNER B 2-Pts missed (2 out)			
09:00				12 TAKUBO I Defensive Rebound
08:51				5 MASHIKO M Turnover
08:51	6 KUES S Steal			
08:51	5 MEITNER B Turnover			
08:29				10 YOSHIDA E 2-Pts missed (2 out)
08:29				Offensive Rebound
08:28	12 BUTTERBRODT M Blocked Shot			
08:23		26-26	0	15 AMIMOTO M 2-Pts made (2 In)
08:19				12 TAKUBO I Assist
07:47	8 ZEYEN A 2-Pts made (2 In)	28-26	+2	
07:32				9 TAKABAYASHI M 2-Pts missed (2 out)
07:31	5 MEITNER B Defensive Rebound			
07:06	8 ZEYEN A 2-Pts missed (2 out)			
07:02	15 MOHNEN M Offensive Rebound			
06:48	15 MOHNEN M 2-Pts missed (2 out)			
06:45	8 ZEYEN A Offensive Rebound			
06:39	8 ZEYEN A 2-Pts missed (2 out)			
06:37	15 MOHNEN M Offensive Rebound			
06:20	15 MOHNEN M 2-Pts made (2 In)	30-26	+4	
05:56				5 MASHIKO M Player OUT ---->>
05:56				4 BETTO Y Player IN <<----
05:52				12 TAKUBO I 2-Pts missed (2 out)
05:50	Defensive Rebound			



PLAY BY PLAY

文字比分播报

GER 60 vs 40 JPN

Attendance: 12000

Game Time	GER - Germany	Score	Lead	JPN - Japan
05:34	5 MEITNER B 2 Pts paint missed (2 Out)			
05:33				12 TAKUBO I Defensive Rebound
05:17				12 TAKUBO I Turnover
04:52	15 MOHNEN M 2-Pts missed (2 out)			
04:51				Defensive Rebound
04:51	5 MEITNER B Player OUT ---->>			
04:51	6 KUES S Player OUT ---->>			
04:51	7 MULLER EA Player IN <<----			
04:51	9 SEIFERT N Player IN <<----			
04:35				9 TAKABAYASHI M 2-Pts missed (2 out)
04:35	Defensive Rebound			
04:10	15 MOHNEN M 3-Pts missed (3 Out)			
04:08				4 BETTO Y Defensive Rebound
03:53	12 BUTTERBRODT M Personal foul			
03:53				10 YOSHIDA E Foul On
03:53				10 YOSHIDA E Free Throw missed (1 Out)
03:53		30-27	+3	10 YOSHIDA E Free Throw made (1 In)
03:43				10 YOSHIDA E Personal foul
03:43	8 ZEYEN A Foul On			
03:17	15 MOHNEN M 2-Pts missed (2 out)			
03:15				15 AMIMOTO M Defensive Rebound
03:01				4 BETTO Y 2-Pts missed (2 out)
02:59				15 AMIMOTO M Offensive Rebound
02:59				15 AMIMOTO M 2 Pts paint missed (2 Out)
02:57	7 MULLER EA Defensive Rebound			
02:36				15 AMIMOTO M Steal
02:36	7 MULLER EA Turnover			
02:28				12 TAKUBO I 2-Pts missed (2 out)
02:27	7 MULLER EA Defensive Rebound			
02:27				12 TAKUBO I Personal foul
02:27	7 MULLER EA Foul On			
02:27	12 BUTTERBRODT M Player OUT ---->>			
02:27	14 KAHL A Player IN <<----			
02:13	15 MOHNEN M 2-Pts paint made (2 In)	32-27	+5	
02:13	8 ZEYEN A Assist			
02:13				10 YOSHIDA E Personal foul
02:13	15 MOHNEN M Foul On			
02:13				10 YOSHIDA E Player OUT ---->>
02:13				7 TANEDA K Player IN <<----
02:13	15 MOHNEN M Free Throw missed (1 Out)			
02:08				4 BETTO Y Defensive Rebound
01:54	14 KAHL A Personal foul			



## PLAY BY PLAY

文字比分播报

GER 60 vs 40 JPN

Attendance: 12000

Game Time	GER - Germany	Score	Lead	JPN - Japan
01:54				15 AMIMOTO M Foul On
01:54		32-28	+4	15 AMIMOTO M Free Throw made (1 In)
01:54		32-29	+3	15 AMIMOTO M Free Throw made (1 In)
01:45	8 ZEYEN A Turnover			
01:30				15 AMIMOTO M 2-Pts missed (2 out)
01:28	15 MOHNEN M Defensive Rebound			
01:18	15 MOHNEN M 2-Pts paint made (2 In)	34-29	+5	
01:10	7 MULLER EA Assist			
01:06	15 MOHNEN M Personal foul			
01:06				12 TAKUBO I Foul On
01:06				12 TAKUBO I Free Throw missed (1 Out)
01:06		34-30	+4	12 TAKUBO I Free Throw made (1 In)
00:54				15 AMIMOTO M Steal
00:54	14 KAHL A Turnover			
00:37		34-32	+2	15 AMIMOTO M 2-Pts made (2 In)
00:25	7 MULLER EA Turnover			
00:01				15 AMIMOTO M 3-Pts missed (3 Out)
00:01	8 ZEYEN A Personal foul			
00:01				12 TAKUBO I Foul On
00:01				12 TAKUBO I Offensive Rebound
00:01		34-34	0	12 TAKUBO I 2-Pts paint made (2 In)
00:01				15 AMIMOTO M Assist

## FOURTH QUARTER

### Quarter Starters:

GER

JPN

Game Time	GER - Germany	Score	Lead	JPN - Japan
10:00	5 MEITNER B Player IN <<----			
10:00	6 KUES S Player IN <<----			
10:00	8 ZEYEN A Player IN <<----			
10:00	12 BUTTERBRODT M Player IN <<----			
10:00	15 MOHNEN M Player IN <<----			
10:00				4 BETTO Y Player IN <<----
10:00				12 TAKUBO I Player IN <<----
10:00				15 AMIMOTO M Player IN <<----
10:00				9 TAKABAYASHI M Player IN <<----
10:00				7 TANEDA K Player IN <<----
09:53				Tap off situation, throw-in
09:33				12 TAKUBO I 2-Pts missed (2 out)
09:25	12 BUTTERBRODT M Defensive Rebound			
09:21	12 BUTTERBRODT M 2-Pts made (2 In)	36-34	+2	





## PLAY BY PLAY

文字比分播报

GER 60 vs 40 JPN

Attendance: 12000

Game Time	GER - Germany	Score	Lead	JPN - Japan
08:55	5 MEITNER B Steal			
08:55				9 TAKABAYASHI M Turnover
08:37	12 BUTTERBRODT M 2-Pts made (2 In)	38-34	+4	
08:35	5 MEITNER B Assist			
08:24				4 BETTO Y 2-Pts missed (2 out)
08:23	12 BUTTERBRODT M Defensive Rebound			
08:07	8 ZEYEN A 2-Pts paint made (2 In)	40-34	+6	
08:06	12 BUTTERBRODT M Assist			
07:55				15 AMIMOTO M Offensive foul
07:55				15 AMIMOTO M Turnover
07:55	12 BUTTERBRODT M Foul On			
07:55	12 BUTTERBRODT M Steal			
07:55				4 BETTO Y Player OUT ---->>
07:55				5 MASHIKO M Player IN <<----
07:41	15 MOHNEN M 2-Pts paint made (2 In)	42-34	+8	
07:24				12 TAKUBO I Steal
07:24	5 MEITNER B Turnover			
07:09	12 BUTTERBRODT M 2-Pts paint made (2 In)	44-34	+10	
07:09	5 MEITNER B Assist			
07:09				Time out
06:44				9 TAKABAYASHI M 2-Pts missed (2 out)
06:35	Defensive Rebound			
06:17	15 MOHNEN M 2-Pts missed (2 out)			
06:15				9 TAKABAYASHI M Defensive Rebound
05:56				7 TANEDA K 2-Pts missed (2 out)
05:54	12 BUTTERBRODT M Defensive Rebound			
05:46				5 MASHIKO M Personal foul
05:46	15 MOHNEN M Foul On			
05:46				5 MASHIKO M Player OUT ---->>
05:46				9 TAKABAYASHI M Player OUT ---->>
05:46				10 YOSHIDA E Player IN <<----
05:46				14 SOEDA T Player IN <<----
05:32	8 ZEYEN A 2-Pts paint made (2 In)	46-34	+12	
05:30	15 MOHNEN M Assist			
05:05				15 AMIMOTO M Offensive foul
05:05				15 AMIMOTO M Turnover
05:05	12 BUTTERBRODT M Foul On			
05:05	12 BUTTERBRODT M Steal			
04:51				10 YOSHIDA E Steal
04:51	8 ZEYEN A Turnover			
04:41				12 TAKUBO I 2-Pts missed (2 out)
04:40	12 BUTTERBRODT M Defensive Rebound			



## PLAY BY PLAY

文字比分播报

GER 60 vs 40 JPN

Attendance: 12000

Game Time	GER - Germany	Score	Lead	JPN - Japan
04:18				15 AMIMOTO M Steal
04:18	15 MOHNEN M Turnover			
04:13				14 SOEDA T Turnover
03:50	6 KUES S 2-Pts paint made (2 In)	48-34	+14	
03:49	12 BUTTERBRODT M Assist			
03:27				15 AMIMOTO M 2-Pts missed (2 out)
03:26	15 MOHNEN M Defensive Rebound			
03:14	12 BUTTERBRODT M 2-Pts paint made (2 In)	50-34	+16	
03:14				Time out
03:14				14 SOEDA T Player OUT ---->>
03:14				5 MASHIKO M Player IN <<----
03:14				7 TANEDA K Player OUT ---->>
03:14				9 TAKABAYASHI M Player IN <<----
03:00		50-37	+13	5 MASHIKO M 3-Pts made (3 In)
02:39	8 ZEYEN A Turnover			
02:11				5 MASHIKO M 3-Pts missed (3 Out)
02:10				10 YOSHIDA E Offensive Rebound
02:04				15 AMIMOTO M 3-Pts missed (3 Out)
02:02	15 MOHNEN M Defensive Rebound			
01:59				10 YOSHIDA E Personal foul
01:59	6 KUES S Foul On			
01:49				15 AMIMOTO M Personal foul
01:49	12 BUTTERBRODT M Foul On			
01:49	12 BUTTERBRODT M Free Throw made (1 In)	51-37	+14	
01:49	12 BUTTERBRODT M Free Throw made (1 In)	52-37	+15	
01:39				15 AMIMOTO M 3-Pts missed (3 Out)
01:38				5 MASHIKO M Offensive Rebound
01:38				5 MASHIKO M Player OUT ---->>
01:38				4 BETTO Y Player IN <<----
01:34				12 TAKUBO I Personal foul
01:34	5 MEITNER B Foul On			
01:34	5 MEITNER B Free Throw missed (1 Out)			
01:34	5 MEITNER B Free Throw missed (1 Out)			
01:33	15 MOHNEN M Offensive Rebound			
01:33	15 MOHNEN M 2-Pts paint made (2 In)	54-37	+17	
01:33				Time out
01:33	5 MEITNER B Player OUT ---->>			
01:33	11 SCHRATZ N Player IN <<----			
01:24				15 AMIMOTO M 3-Pts missed (3 Out)
01:24	15 MOHNEN M Defensive Rebound			
01:24	Time out			
01:17				4 BETTO Y Personal foul



## PLAY BY PLAY

文字比分播报

GER 60 vs 40 JPN

Attendance: 12000

Game Time	GER - Germany	Score	Lead	JPN - Japan
01:17	6 KUES S Foul On			
01:17	6 KUES S Free Throw missed (1 Out)			
01:17	6 KUES S Free Throw missed (1 Out)			
01:15	15 MOHNEN M Offensive Rebound			
01:15				10 YOSHIDA E Personal foul
01:15	8 ZEYEN A Foul On			
01:15	8 ZEYEN A Free Throw missed (1 Out)			
01:15	8 ZEYEN A Free Throw made (1 In)	55-37	+18	
01:15	6 KUES S Player OUT ---->>			
01:15	4 KAUTZ B Player IN <<----			
01:05	8 ZEYEN A Personal foul			
01:05				15 AMIMOTO M Foul On
01:05		55-38	+17	15 AMIMOTO M Free Throw made (1 In)
01:05		55-39	+16	15 AMIMOTO M Free Throw made (1 In)
01:05	Time out			
01:05	8 ZEYEN A Player OUT ---->>			
01:05	13 BEHRENS A Player IN <<----			
00:57				15 AMIMOTO M Personal foul
00:57	15 MOHNEN M Foul On			
00:57	15 MOHNEN M Free Throw made (1 In)	56-39	+17	
00:57	15 MOHNEN M Free Throw made (1 In)	57-39	+18	
00:42				15 AMIMOTO M 3-Pts missed (3 Out)
00:35	4 KAUTZ B Defensive Rebound			
00:35	13 BEHRENS A Foul On			
00:35				10 YOSHIDA E Personal foul
00:35				10 YOSHIDA E Player OUT ---->>
00:35				11 KAWAKAMI R Player IN <<----
00:35	13 BEHRENS A Free Throw made (1 In)	58-39	+19	
00:34	12 BUTTERBRODT M Free Throw missed (1 Out)			
00:32				12 TAKUBO I Defensive Rebound
00:19				15 AMIMOTO M 2 Pts paint missed (2 Out)
00:19				15 AMIMOTO M Offensive Rebound
00:19	13 BEHRENS A Personal foul			
00:19				15 AMIMOTO M Foul On
00:19				4 BETTO Y Player OUT ---->>
00:19				9 TAKABAYASHI M Player OUT ---->>
00:19				7 TANEDA K Player IN <<----
00:19				8 KOSUZUKI T Player IN <<----
00:19		58-40	+18	15 AMIMOTO M Free Throw made (1 In)
00:19				15 AMIMOTO M Free Throw missed (1 Out)
00:14	11 SCHRATZ N Defensive Rebound			
00:09	4 KAUTZ B 2-Pts paint made (2 In)	60-40	+20	



PLAY BY PLAY

文字比分播报

GER 60 vs 40 JPN

Attendance: 12000

Game Time	GER - Germany	Score	Lead	JPN - Japan
00:08	4 KAUTZ B Fast Break			
00:01				15 AMIMOTO M 3-Pts missed (3 Out)



## RESULTS

比赛成绩

### GER 26 vs 22 JPN

Attendance: 12000

Referee: MARQUES Rui David (BRA)

Commissioner: VIVIERS Nico Maritz Malan (RSA)

Umpires: HO Shuet Mei (SIN); URUNUELA Juan Manuel (ESP)

Classifier: PERRIMAN Don (AUS)

		Q1		Q2	
Scoring by 5 min intervals:	GER	10	14	24	26
	JPN	8	12	16	22

#### GER - GERMANY

No.	Name	Sport Class	MIN	Field Goals		2 Points		3 Points		Free Throws		Rebounds			AS	TO	ST	BS	PF	FO	PTS	
				M/A	%	M/A	%	M/A	%	M/A	%	OR	DR	TOT								
*7	MULLER Edina Anita	2.0	10:39	0/1	0	0/1	0					1	1						1		0	
*8	ZEYEN Annika	1.5	20:00	1/2	50	1/2	50							2	1				1	1	2	
*9	SEIFERT Nicole	1.5	10:00	1/2	50	1/2	50					1	1		1				3		2	
*12	BUTTERBRODT Maren	4.5	17:53	3/6	50	3/6	50			0/2	0	1	7	8	1	1			2	1	6	
*15	MOHNEN Marina	4.5	20:00	4/9	44	4/9	44			2/2	100	1	3	4	2	1	3		1	2	10	
4	KAUTZ Britta	1.0	00:00																		0	
5	MEITNER Birgit	2.5	09:21	2/3	67	2/3	67					1	1				1			1	4	
6	KUES Simone	1.0	10:00	1/3	33	1/3	33														2	
10	SCHUNEMANN Gesche	4.5	00:26																1		0	
11	SCHRATZ Nora	2.5	00:00																		0	
13	BEHRENS Alke	1.0	00:00																		0	
14	KAHL Annette (C)	4.5	01:41	0/2	0	0/2	0						1	1							0	
Team/Coach																						
<b>Totals</b>				12/28	43	12/28	43			2/4	50	3	14	17	5	4	4			9	5	26
Coach		GLINICKI Holger Ingo																				
Assistant Coach		RICHARZ Peter																				

#### JPN - JAPAN

No.	Name	Sport Class	MIN	Field Goals		2 Points		3 Points		Free Throws		Rebounds			AS	TO	ST	BS	PF	FO	PTS	
				M/A	%	M/A	%	M/A	%	M/A	%	OR	DR	TOT								
*5	MASHIKO Megumi	3.0	07:41	1/1	100	1/1	100			0/2	0		2	2	1				2	1	2	
*9	TAKABAYASHI Mika (C)	1.5	13:04	1/3	33	1/3	33						2	2	1	1	1			1	2	
*10	YOSHIDA Erika	1.0	07:08	0/1	0	0/1	0						1	1	1						0	
*12	TAKUBO Ikumi	4.0	20:00	3/8	38	3/8	38						3	3	1					1	6	
*15	AMIMOTO Mari	4.5	16:45	3/7	43	3/7	43			2/2	100		2	2		2	1			3	8	
4	BETTO Yuka	3.0	05:23																	1	0	
6	URAMOTO Miki	2.5	00:00																		0	
7	TANEDA Kimi	1.0	12:52	1/1	100	1/1	100					1	1			1			1		2	
8	KOSUZUKI Tomomi	3.5	00:00																		0	
11	KAWAKAMI Rie	1.0	06:56	0/1	0	0/1	0													1	0	
13	SUGAHARA Naoko	4.5	03:15										1	1							0	
14	SOEDA Tomoe	3.5	06:56	0/1	0			0/1	0	2/2	100		2	2	2	4			1	2	2	
Team/Coach																						
<b>Totals</b>				9/23	39	9/22	41	0/1	0	4/6	67	1	13	14	6	7	3			5	9	22
Coach		IWASA Yoshiaki																				
Assistant Coach		KIKUCHI Tetsuhiro																				

	GER	JPN
Points from Turnovers	4	2
Points in the Paint	12	8
Second Chance Points	4	0
Fast Break Points	0	0

	GER	JPN
Biggest Lead	10	0
Biggest Scoring Run	8-0(22-14)	6-0(14-14)
Lead Changes	1	
Times Tied	2	

#### Legend:

%	Shooting Percentage	(C)	Captain	*	Starters	AS	Assists
BS	Blocked Shots	DR	Defensive Rebounds	FO	Fouls On	M/A	Made/Attempts
MIN	Minutes Played	OR	Offensive Rebounds	PF	Fouls	PTS	Points
Qx	Quarter Time	ST	Steals	TO	Turnovers	TOT	Total Rebounds



## RESULTS

比赛成绩

### GER 60 vs 40 JPN

Attendance: 12000

Referee: MARQUES Rui David (BRA)

Commissioner: VIVIERS Nico Maritz Malan (RSA)

Umpires: HO Shuet Mei (SIN); URUNUELA Juan Manuel (ESP)

Classifier: PERRIMAN Don (AUS)

		Q1		Q2		Q3		Q4	
Scoring by 5 min intervals:	GER	10	14	24	26	30	34	46	60
	JPN	8	12	16	22	26	34	34	40

#### GER - GERMANY

No.	Name	Sport Class	MIN	Field Goals		2 Points		3 Points		Free Throws		Rebounds			AS	TO	ST	BS	PF	FO	PTS
				M/A	%	M/A	%	M/A	%	M/A	%	OR	DR	TOT							
*7	MULLER Edina Anita	2.0	15:30	0/1	0	0/1	0						3	3	1	2			1	1	0
*8	ZEYEN Annika	1.5	38:55	4/7	57	4/7	57			1/2	50	1		1	3	4			3	3	9
*9	SEIFERT Nicole	1.5	14:51	1/2	50	1/2	50						1	1		1			3		2
*12	BUTTERBRODT Maren	4.5	35:26	7/10	70	7/10	70			2/5	40	1	11	12	3	1	2	1	3	4	16
*15	MOHNEN Marina	4.5	40:00	9/20	45	9/19	47	0/1	0	4/5	80	5	7	12	3	2	3		2	5	22
4	KAUTZ Britta	1.0	01:15	1/1	100	1/1	100						1	1							2
5	MEITNER Birgit	2.5	22:57	2/5	40	2/5	40			0/2	0	1	1	2	2	2	2			2	4
6	KUES Simone	1.0	23:54	2/4	50	2/4	50			0/2	0						1			2	4
10	SCHUNEMANN Gesche	4.5	00:26																1		0
11	SCHRATZ Nora	2.5	01:33									1	1								0
13	BEHRENS Alke	1.0	01:05							1/1	100								1	1	1
14	KAHL Annette (C)	4.5	04:08	0/2	0	0/2	0						1	1		1			1		0
Team/Coach																					
<b>Totals</b>				26/52	50	26/51	51	0/1	0	8/17	47	8	30	38	12	13	8	1	15	18	60
Coach		GLINICKI Holger Ingo																			
Assistant Coach		RICHARZ Peter																			

#### JPN - JAPAN

No.	Name	Sport Class	MIN	Field Goals		2 Points		3 Points		Free Throws		Rebounds			AS	TO	ST	BS	PF	FO	PTS	
				M/A	%	M/A	%	M/A	%	M/A	%	OR	DR	TOT								
*5	MASHIKO Megumi	3.0	15:30	2/3	67	1/1	100	1/2	50	0/2	0	1	2	3	1	1			3	1	5	
*9	TAKABAYASHI Mika (C)	1.5	30:13	1/6	17	1/6	17						3	3	1	2	1			1	2	
*10	YOSHIDA Erika	1.0	20:06	0/2	0	0/2	0			1/2	50	1	1	2	1		1		5	1	1	
*12	TAKUBO Ikumi	4.0	40:00	5/14	36	5/14	36			1/2	50	1	6	7	2	1	1		2	3	11	
*15	AMIMOTO Mari	4.5	36:45	5/19	26	5/13	38	0/6	0	7/8	88	2	4	6	1	4	4		4	6	17	
4	BETTO Yuka	3.0	14:43	0/2	0	0/2	0						2	2					2		0	
6	URAMOTO Miki	2.5	00:00																		0	
7	TANEDA Kimi	1.0	22:10	1/2	50	1/2	50					1		1					1		2	
8	KOSUZUKI Tomomi	3.5	00:19																		0	
11	KAWAKAMI Rie	1.0	07:31	0/1	0	0/1	0													1	0	
13	SUGAHARA Naoko	4.5	03:15										1	1							0	
14	SOEDA Tomoe	3.5	09:28	0/1	0			0/1	0	2/2	100		2	2	2	5			1	2	2	
Team/Coach																						
<b>Totals</b>				14/50	28	13/41	32	1/9	11	11/16	69	7	22	29	8	13	8			18	15	40
Coach		IWASA Yoshiaki																				
Assistant Coach		KIKUCHI Tetsuhiro																				

	GER	JPN
Points from Turnovers	8	6
Points in the Paint	32	10
Second Chance Points	13	3
Fast Break Points	0	0

	GER	JPN
Biggest Lead	20	0
Biggest Scoring Run	16-0(50-34)	10-0(26-26)
Lead Changes	1	
Times Tied	4	

#### Legend:

%	Shooting Percentage	(C)	Captain	*	Starters	AS	Assists
BS	Blocked Shots	DR	Defensive Rebounds	FO	Fouls On	M/A	Made/Attempts
MIN	Minutes Played	OR	Offensive Rebounds	OTx	Overtime	PF	Fouls
PTS	Points	Qx	Quarter Time	ST	Steals	TO	Turnovers
TOT	Total Rebounds						



## START LIST

首发名单

### CHN - CAN

**Referee:** GREGORY Christopher (GBR)  
**Umpires:** KANNO Eisuke (JPN); BURFORD Jonathon Blake (USA)

**Commissioner:** REHLING Detlef Klaus (GER)  
**Classifier:** DINH Trian Tan (FRA)

#### CHN - China

No.	Name	Pos	Age	Sport Class	Current Games Statistics						
					PPG	FG%	3FG%	FT%	RPG	APG	MPG (GP)
4	ZHANG Santao (C)	C	41	4.0	4.3	27	0	25	4.7	2.0	17:24 (3)
5	GU Li	C	26	4.5	0.0						00:00 (0)
6	HAO Wenhua	C	19	4.0	5.0	29		50	6.0		15:28 (1)
7	FU Yongqing	C	29	4.0	12.4	38		18	13.6	1.2	35:46 (5)
8	YANG Chao	C	22	4.0	4.0	26	0	40	3.0	1.3	22:40 (4)
9	PENG Fengling	F	23	4.0	4.0	40			3.0	3.0	28:56 (1)
10	CHEN Damei	F	21	3.0	4.6	40	25	33	2.2	2.0	21:43 (5)
11	CHEN Qjurong	G	25	1.0	3.6	36		0	2.0	1.4	26:11 (5)
12	LIU Mihuan	G	25	1.5	4.6	40		30	2.4	2.0	33:23 (5)
13	LI Yanhua	G	25	1.5	4.3	42		100	0.8	0.5	20:32 (4)
14	CAO Qiuping	F	29	3.0	5.6	38		0	5.0	2.2	22:21 (5)
15	ZHENG Donghuai	F	26	2.5	0.0	0	0	0	1.3		08:43 (3)
Team			25.9		41.8	36	8	24	33.6	12.0	
<b>Coach</b>		LIU Tiehua									
<b>Assistant Coach</b>		ZHANG Chunling									

CHN Played		
PR	JPN	46-49
PR	MEX	53-37
PR	CAN	44-62
PR	NED	35-51
QF	USA	31-75

#### CAN - Canada

No.	Name	Pos	Age	Sport Class	Current Games Statistics						
					PPG	FG%	3FG%	FT%	RPG	APG	MPG (GP)
4	KREMPIEN Jennifer	G	33	1.0	2.6	43		50	2.2	0.6	34:16 (5)
5	McLACHLAN Janet	C	31	4.5	7.2	59	0	67	5.0	0.2	10:14 (5)
6	OHAMA Kendra	G	43	2.5	4.4	42	0	100	0.8	1.2	16:58 (5)
7	OUELLET Cindy	F	19	3.5	4.4	44	0	0	2.0	1.8	12:08 (5)
8	FERGUSON Tracey	F	34	3.0	4.3	33		60	2.0	0.7	15:02 (3)
9	BENOIT Chantal (C)	F	47	3.5	7.6	40	0	17	3.2	2.8	19:56 (5)
10	HARNOCK Katie	G	25	2.5	5.8	44	50		2.4	0.8	18:26 (5)
11	PETTINICCHI Sabrina	G	36	1.5	3.5	25	0	0	3.5	1.5	25:35 (4)
12	FRANKS Lisa	G	26	1.0	0.6	20		50	0.8		13:50 (5)
13	RADKE Lori	F	42	4.5	3.2	50	0	29	4.0	1.6	12:02 (5)
14	THOMAS Misty	C	44	4.5	14.6	40	10	64	10.8	2.4	25:06 (5)
15	FESER Tara	C	28	4.5	2.8	41	0		2.4	0.4	07:31 (5)
Team			34.0		58.6	41	9	43	37.6	13.4	
<b>Coach</b>		FRICK Tim									
<b>Assistant Coach</b>		NICHOLSON Patricia					JOHNSON Bill				

CAN Played		
PR	NED	59-32
PR	JPN	52-55
PR	CHN	62-44
PR	MEX	71-38
QF	AUS	49-53

#### Legend:

3FG%	3 Field Goals %	APG	Assists per Game	C	Centre	F	Forward
FG%	Field Goals %	FT%	Free Throws %	G	Guard	GP	Games Played
MPG	Minutes Played per Game	Pos	Playing Position	PPG	Points per Game	PR	Preliminary Round
QF	Quarterfinal	RPG	Rebounds per Game				



## PLAY BY PLAY

文字比分播报

CHN 22 vs 26 CAN

Attendance: 12000

Scoring by 5 min intervals:

	Q1		Q2	
CHN	8	8	12	22
CAN	4	12	22	26

### FIRST QUARTER

#### Quarter Starters:

CHN 7 FU Y                      9 PENG F                      10 CHEN D                      11 CHEN Q                      12 LIU M  
CAN 4 KREMPIEN J              7 OUELLET C                      9 BENOIT C                      11 PETTINICCHI S              14 THOMAS M

Game Time	CHN - China	Score	Lead	CAN - Canada
10:00	7 FU Y Player IN <<----			
10:00	9 PENG F Player IN <<----			
10:00	10 CHEN D Player IN <<----			
10:00	11 CHEN Q Player IN <<----			
10:00	12 LIU M Player IN <<----			
10:00				4 KREMPIEN J Player IN <<----
10:00				7 OUELLET C Player IN <<----
10:00				9 BENOIT C Player IN <<----
10:00				11 PETTINICCHI S Player IN <<----
10:00				14 THOMAS M Player IN <<----
10:00	9 PENG F Tap off lost			14 THOMAS M Tap off won
09:45				14 THOMAS M 2 Pts paint missed (2 Out)
09:45	9 PENG F Defensive Rebound			
09:39	11 CHEN Q Turnover			
09:16				14 THOMAS M 2-Pts missed (2 out)
09:14	12 LIU M Defensive Rebound			
09:01	12 LIU M 2 Pts paint missed (2 Out)			
09:01	Offensive Rebound			
09:01				14 THOMAS M Blocked Shot
08:53	11 CHEN Q 2-Pts paint made (2 In)	2-0	+2	
08:51	10 CHEN D Assist			
08:18				14 THOMAS M 2-Pts missed (2 out)
08:17	7 FU Y Defensive Rebound			
08:07	11 CHEN Q 2-Pts missed (2 out)			
08:07	Offensive Rebound			
08:07				14 THOMAS M Blocked Shot
08:00	10 CHEN D 2-Pts made (2 In)	4-0	+4	
07:44				14 THOMAS M 2-Pts missed (2 out)
07:41	7 FU Y Defensive Rebound			
07:37	7 FU Y Turnover			
07:37				14 THOMAS M Steal
07:28				9 BENOIT C 2 Pts paint missed (2 Out)
07:28	7 FU Y Defensive Rebound			
07:28				9 BENOIT C Personal foul





## PLAY BY PLAY

文字比分播报

CHN 22 vs 26 CAN

Attendance: 12000

Game Time	CHN - China	Score	Lead	CAN - Canada
07:28	7 FU Y Foul On			
07:16	9 PENG F 2 Pts paint missed (2 Out)			
07:15				14 THOMAS M Defensive Rebound
06:57				11 PETTINICCHI S 2-Pts missed (2 out)
06:57	Defensive Rebound			
06:57				14 THOMAS M Player OUT ---->>
06:57				5 McLACHLAN J Player IN <<----
06:40	11 CHEN Q 2-Pts missed (2 out)			
06:38	7 FU Y Offensive Rebound			
06:36	7 FU Y 2 Pts paint missed (2 Out)			
06:33				5 McLACHLAN J Defensive Rebound
06:26		4-2	+2	7 OUELLET C 2-Pts paint made (2 In)
06:26				7 OUELLET C Fast Break
06:26	Time out			
06:04	11 CHEN Q 2-Pts paint made (2 In)	6-2	+4	
05:49				7 OUELLET C 2-Pts missed (2 out)
05:47				9 BENOIT C Offensive Rebound
05:47		6-4	+2	9 BENOIT C 2-Pts paint made (2 In)
05:15	9 PENG F 2-Pts paint made (2 In)	8-4	+4	
05:13	10 CHEN D Assist			
04:52				4 KREMPIEN J 2-Pts missed (2 out)
04:51	10 CHEN D Defensive Rebound			
04:36	11 CHEN Q Turnover			
04:17				7 OUELLET C 2-Pts missed (2 out)
04:15	7 FU Y Defensive Rebound			
04:07				5 McLACHLAN J Player OUT ---->>
04:07				7 OUELLET C Player OUT ---->>
04:07				6 OHAMA K Player IN <<----
04:07				13 RADKE L Player IN <<----
03:57				Offensive Rebound
03:57	10 CHEN D Technical foul			
03:57	11 CHEN Q 2-Pts missed (2 out)			
03:52		8-5	+3	5 McLACHLAN J Free Throw made (1 In)
03:48		8-8	0	5 McLACHLAN J 3-Pts made (3 In)
03:29				5 McLACHLAN J Steal
03:29	7 FU Y Turnover			
03:18				5 McLACHLAN J 2 Pts paint missed (2 Out)
03:15				6 OHAMA K Offensive Rebound
03:00				5 McLACHLAN J 2-Pts missed (2 out)
02:55	14 CAO Q Defensive Rebound			
02:46	10 CHEN D Player OUT ---->>			
02:46	14 CAO Q Player IN <<----			



## PLAY BY PLAY

文字比分播报

CHN 22 vs 26 CAN

Attendance: 12000

Game Time	CHN - China	Score	Lead	CAN - Canada
02:46				9 BENOIT C Player OUT ---->>
02:46				5 McLACHLAN J Player IN <<----
02:46				5 McLACHLAN J Personal foul
02:46				6 OHAMA K Player IN <<----
02:46	9 PENG F Free Throw missed (1 Out)			
02:46	9 PENG F Free Throw missed (1 Out)			
02:44				Defensive Rebound
02:24		8-10	-2	5 McLACHLAN J 2-Pts paint made (2 In)
02:23				11 PETTINICCHI S Assist
02:05	12 LIU M 2-Pts missed (2 out)			
02:00				5 McLACHLAN J Defensive Rebound
01:47		8-12	-4	5 McLACHLAN J 2-Pts paint made (2 In)
01:42				13 RADKE L Assist
01:15	Turnover			
00:59				5 McLACHLAN J 2 Pts paint missed (2 Out)
00:58				5 McLACHLAN J Offensive Rebound
00:58				5 McLACHLAN J 2 Pts paint missed (2 Out)
00:58				5 McLACHLAN J Offensive Rebound
00:58				5 McLACHLAN J 2 Pts paint missed (2 Out)
00:56				5 McLACHLAN J Offensive Rebound
00:45				13 RADKE L 2-Pts missed (2 out)
00:41	9 PENG F Defensive Rebound			
00:29	11 CHEN Q 2-Pts missed (2 out)			
00:27				13 RADKE L Defensive Rebound
00:24				6 OHAMA K 2 Pts paint missed (2 Out)
00:23	7 FU Y Defensive Rebound			
00:15				5 McLACHLAN J Free Throw missed (1 Out)
00:13	9 PENG F Turnover			
00:13				13 RADKE L Steal
00:01				5 McLACHLAN J 2-Pts missed (2 out)
00:01	7 FU Y Defensive Rebound			

## SECOND QUARTER

### Quarter Starters:

CHN 7 FU Y                      9 PENG F                      14 CAO Q                      11 CHEN Q                      12 LIU M  
CAN 5 McLACHLAN J            6 OHAMA K                      11 PETTINICCHI S            13 RADKE L                      4 KREMPIEN J

Game Time	CHN - China	Score	Lead	CAN - Canada
10:00				5 McLACHLAN J Player IN <<----
10:00				6 OHAMA K Player IN <<----
10:00				11 PETTINICCHI S Player IN <<----
10:00				13 RADKE L Player IN <<----
10:00				4 KREMPIEN J Player IN <<----



## PLAY BY PLAY

文字比分播报

CHN 22 vs 26 CAN

Attendance: 12000

Game Time	CHN - China	Score	Lead	CAN - Canada
10:00	7 FU Y Player IN <<----			
10:00	9 PENG F Player IN <<----			
10:00	11 CHEN Q Player IN <<----			
10:00	14 CAO Q Player IN <<----			
10:00	12 LIU M Player IN <<----			
09:50	Tap off situation, throw-in			
09:42	14 CAO Q 2-Pts paint made (2 In)	10-12	-2	
09:30				5 McLACHLAN J 2-Pts missed (2 out)
09:30	Defensive Rebound			
09:30				5 McLACHLAN J Personal foul
09:30	11 CHEN Q Foul On			
09:17	14 CAO Q Turnover			
08:59		10-14	-4	5 McLACHLAN J 2-Pts paint made (2 In)
08:40				5 McLACHLAN J Steal
08:40	9 PENG F Turnover			
08:23		10-16	-6	5 McLACHLAN J 2-Pts paint made (2 In)
08:14				13 RADKE L Personal foul
08:14	9 PENG F Foul On			
07:55	14 CAO Q Turnover			
07:35				4 KREMPIEN J 2-Pts missed (2 out)
07:34	7 FU Y Defensive Rebound			
07:11	Turnover			
07:11				6 OHAMA K Player OUT ---->>
07:11				10 HARNOCK K Player IN <<----
07:05	12 LIU M Personal foul			
07:05				13 RADKE L Foul On
07:01	7 FU Y Personal foul			
07:01				13 RADKE L Foul On
06:52	12 LIU M Personal foul			
06:52				4 KREMPIEN J Foul On
06:52		10-17	-7	4 KREMPIEN J Free Throw made (1 In)
06:52		10-18	-8	4 KREMPIEN J Free Throw made (1 In)
06:52	12 LIU M Player OUT ---->>			
06:52	13 LI Y Player IN <<----			
06:41	13 LI Y 2-Pts missed (2 out)			
06:41				5 McLACHLAN J Defensive Rebound
06:41				5 McLACHLAN J Blocked Shot
06:41	11 CHEN Q Personal foul			
06:41				11 PETTINICCHI S Foul On
06:29		10-20	-10	5 McLACHLAN J 2-Pts paint made (2 In)
06:27				10 HARNOCK K Assist
05:58	9 PENG F 2-Pts missed (2 out)			



## PLAY BY PLAY

文字比分播报

CHN 22 vs 26 CAN

Attendance: 12000

Game Time	CHN - China	Score	Lead	CAN - Canada
05:58				5 McLACHLAN J Defensive Rebound
05:45				5 McLACHLAN J 2-Pts missed (2 out)
05:43	11 CHEN Q Defensive Rebound			
05:22	14 CAO Q 2-Pts made (2 In)	12-20	-8	
05:10		12-22	-10	5 McLACHLAN J 2-Pts paint made (2 In)
05:06				11 PETTINICCHI S Assist
04:48	9 PENG F 2-Pts paint made (2 In)	14-22	-8	
04:46	14 CAO Q Assist			
04:33		14-24	-10	5 McLACHLAN J 2-Pts paint made (2 In)
04:29				11 PETTINICCHI S Assist
04:13	13 LI Y 2-Pts paint made (2 In)	16-24	-8	
04:12	13 LI Y Fast Break			
04:08				Time out
04:08				10 HARNOCK K Player OUT ---->>
04:08				6 OHAMA K Player IN <<----
03:54				6 OHAMA K 2-Pts missed (2 out)
03:52	9 PENG F Defensive Rebound			
03:38	13 LI Y Turnover			
03:11				4 KREMPIEN J 2-Pts missed (2 out)
03:10	7 FU Y Defensive Rebound			
02:59	9 PENG F 2-Pts paint made (2 In)	18-24	-6	
02:33				5 McLACHLAN J 2-Pts missed (2 out)
02:33	7 FU Y Defensive Rebound			
02:21				5 McLACHLAN J Steal
02:21	11 CHEN Q Turnover			
02:13				13 RADKE L 2 Pts paint missed (2 Out)
02:12	9 PENG F Defensive Rebound			
02:02	11 CHEN Q 2-Pts paint made (2 In)	20-24	-4	
02:02	7 FU Y Assist			
02:02				Time out
01:58				11 PETTINICCHI S Player OUT ---->>
01:58				13 RADKE L Player OUT ---->>
01:58				12 FRANKS L Player IN <<----
01:58				15 FESER T Player IN <<----
01:51		20-26	-6	5 McLACHLAN J 2-Pts paint made (2 In)
01:48				6 OHAMA K Assist
01:32	14 CAO Q 2-Pts missed (2 out)			
01:30				Defensive Rebound
01:15				5 McLACHLAN J 2-Pts missed (2 out)
01:09	Defensive Rebound			
00:59	7 FU Y 2-Pts paint made (2 In)	22-26	-4	
00:41				6 OHAMA K 2-Pts missed (2 out)



## PLAY BY PLAY

文字比分播报

CHN 22 vs 26 CAN

Attendance: 12000

Game Time	CHN - China	Score	Lead	CAN - Canada
00:37				15 FESER T Offensive Rebound
00:25				15 FESER T 2-Pts missed (2 out)
00:23	7 FU Y Defensive Rebound			
00:15	14 CAO Q Turnover			
00:01				5 McLACHLAN J 2-Pts missed (2 out)



## PLAY BY PLAY

文字比分播报

CHN 46 vs 53 CAN

Attendance: 12000

Scoring by 5 min intervals:		Q1		Q2		Q3		Q4	
CHN		8	8	12	22	28	32	40	46
CAN		4	12	22	26	30	34	44	53

### FIRST QUARTER

#### Quarter Starters:

CHN 7 FU Y                      9 PENG F                      10 CHEN D                      11 CHEN Q                      12 LIU M  
CAN 4 KREMPIEN J              7 OUELLET C                      9 BENOIT C                      11 PETTINICCHI S              14 THOMAS M

Game Time	CHN - China	Score	Lead	CAN - Canada
10:00	7 FU Y Player IN <<----			
10:00	9 PENG F Player IN <<----			
10:00	10 CHEN D Player IN <<----			
10:00	11 CHEN Q Player IN <<----			
10:00	12 LIU M Player IN <<----			
10:00				4 KREMPIEN J Player IN <<----
10:00				7 OUELLET C Player IN <<----
10:00				9 BENOIT C Player IN <<----
10:00				11 PETTINICCHI S Player IN <<----
10:00				14 THOMAS M Player IN <<----
10:00	9 PENG F Tap off lost			14 THOMAS M Tap off won
09:45				14 THOMAS M 2 Pts paint missed (2 Out)
09:45	9 PENG F Defensive Rebound			
09:39	11 CHEN Q Turnover			
09:16				14 THOMAS M 2-Pts missed (2 out)
09:14	12 LIU M Defensive Rebound			
09:01	12 LIU M 2 Pts paint missed (2 Out)			
09:01	Offensive Rebound			
09:01				14 THOMAS M Blocked Shot
08:53	11 CHEN Q 2-Pts paint made (2 In)	2-0	+2	
08:51	10 CHEN D Assist			
08:18				14 THOMAS M 2-Pts missed (2 out)
08:17	7 FU Y Defensive Rebound			
08:07	11 CHEN Q 2-Pts missed (2 out)			
08:07	Offensive Rebound			
08:07				14 THOMAS M Blocked Shot
08:00	10 CHEN D 2-Pts made (2 In)	4-0	+4	
07:44				14 THOMAS M 2-Pts missed (2 out)
07:41	7 FU Y Defensive Rebound			
07:37	7 FU Y Turnover			
07:37				14 THOMAS M Steal
07:28				9 BENOIT C 2 Pts paint missed (2 Out)
07:28	7 FU Y Defensive Rebound			
07:28				9 BENOIT C Personal foul



## PLAY BY PLAY

文字比分播报

CHN 46 vs 53 CAN

Attendance: 12000

Game Time	CHN - China	Score	Lead	CAN - Canada
07:28	7 FU Y Foul On			
07:16	9 PENG F 2 Pts paint missed (2 Out)			
07:15				14 THOMAS M Defensive Rebound
06:57				11 PETTINICCHI S 2-Pts missed (2 out)
06:57	Defensive Rebound			
06:57				14 THOMAS M Player OUT ---->>
06:57				5 McLACHLAN J Player IN <<----
06:40	11 CHEN Q 2-Pts missed (2 out)			
06:38	7 FU Y Offensive Rebound			
06:36	7 FU Y 2 Pts paint missed (2 Out)			
06:33				5 McLACHLAN J Defensive Rebound
06:26		4-2	+2	7 OUELLET C 2-Pts paint made (2 In)
06:26				7 OUELLET C Fast Break
06:26	Time out			
06:04	11 CHEN Q 2-Pts paint made (2 In)	6-2	+4	
05:49				7 OUELLET C 2-Pts missed (2 out)
05:47				9 BENOIT C Offensive Rebound
05:47		6-4	+2	9 BENOIT C 2-Pts paint made (2 In)
05:15	9 PENG F 2-Pts paint made (2 In)	8-4	+4	
05:13	10 CHEN D Assist			
04:52				4 KREMPIEN J 2-Pts missed (2 out)
04:51	10 CHEN D Defensive Rebound			
04:36	11 CHEN Q Turnover			
04:17				7 OUELLET C 2-Pts missed (2 out)
04:15	7 FU Y Defensive Rebound			
04:07				5 McLACHLAN J Player OUT ---->>
04:07				7 OUELLET C Player OUT ---->>
04:07				6 OHAMA K Player IN <<----
04:07				13 RADKE L Player IN <<----
03:57				Offensive Rebound
03:57	10 CHEN D Technical foul			
03:57	11 CHEN Q 2-Pts missed (2 out)			
03:52		8-5	+3	5 McLACHLAN J Free Throw made (1 In)
03:48		8-8	0	5 McLACHLAN J 3-Pts made (3 In)
03:29				5 McLACHLAN J Steal
03:29	7 FU Y Turnover			
03:18				5 McLACHLAN J 2 Pts paint missed (2 Out)
03:15				6 OHAMA K Offensive Rebound
03:00				5 McLACHLAN J 2-Pts missed (2 out)
02:55	14 CAO Q Defensive Rebound			
02:46	10 CHEN D Player OUT ---->>			
02:46	14 CAO Q Player IN <<----			



## PLAY BY PLAY

文字比分播报

CHN 46 vs 53 CAN

Attendance: 12000

Game Time	CHN - China	Score	Lead	CAN - Canada
02:46				9 BENOIT C Player OUT ---->>
02:46				5 McLACHLAN J Player IN <<----
02:46				5 McLACHLAN J Personal foul
02:46				6 OHAMA K Player IN <<----
02:46	9 PENG F Free Throw missed (1 Out)			
02:46	9 PENG F Free Throw missed (1 Out)			
02:44				Defensive Rebound
02:24		8-10	-2	5 McLACHLAN J 2-Pts paint made (2 In)
02:23				11 PETTINICCHI S Assist
02:05	12 LIU M 2-Pts missed (2 out)			
02:00				5 McLACHLAN J Defensive Rebound
01:47		8-12	-4	5 McLACHLAN J 2-Pts paint made (2 In)
01:42				13 RADKE L Assist
01:15	Turnover			
00:59				5 McLACHLAN J 2 Pts paint missed (2 Out)
00:58				5 McLACHLAN J Offensive Rebound
00:58				5 McLACHLAN J 2 Pts paint missed (2 Out)
00:58				5 McLACHLAN J Offensive Rebound
00:58				5 McLACHLAN J 2 Pts paint missed (2 Out)
00:56				5 McLACHLAN J Offensive Rebound
00:45				13 RADKE L 2-Pts missed (2 out)
00:41	9 PENG F Defensive Rebound			
00:29	11 CHEN Q 2-Pts missed (2 out)			
00:27				13 RADKE L Defensive Rebound
00:24				6 OHAMA K 2 Pts paint missed (2 Out)
00:23	7 FU Y Defensive Rebound			
00:15				5 McLACHLAN J Free Throw missed (1 Out)
00:13	9 PENG F Turnover			
00:13				13 RADKE L Steal
00:01				5 McLACHLAN J 2-Pts missed (2 out)
00:01	7 FU Y Defensive Rebound			

## SECOND QUARTER

### Quarter Starters:

CHN 7 FU Y                      9 PENG F                      14 CAO Q                      11 CHEN Q                      12 LIU M  
CAN 5 McLACHLAN J            6 OHAMA K                      11 PETTINICCHI S            13 RADKE L                      4 KREMPIEN J

Game Time	CHN - China	Score	Lead	CAN - Canada
10:00				5 McLACHLAN J Player IN <<----
10:00				6 OHAMA K Player IN <<----
10:00				11 PETTINICCHI S Player IN <<----
10:00				13 RADKE L Player IN <<----
10:00				4 KREMPIEN J Player IN <<----





## PLAY BY PLAY

文字比分播报

CHN 46 vs 53 CAN

Attendance: 12000

Game Time	CHN - China	Score	Lead	CAN - Canada
10:00	7 FU Y Player IN <<----			
10:00	9 PENG F Player IN <<----			
10:00	11 CHEN Q Player IN <<----			
10:00	14 CAO Q Player IN <<----			
10:00	12 LIU M Player IN <<----			
09:50	Tap off situation, throw-in			
09:42	14 CAO Q 2-Pts paint made (2 In)	10-12	-2	
09:30				5 McLACHLAN J 2-Pts missed (2 out)
09:30	Defensive Rebound			
09:30				5 McLACHLAN J Personal foul
09:30	11 CHEN Q Foul On			
09:17	14 CAO Q Turnover			
08:59		10-14	-4	5 McLACHLAN J 2-Pts paint made (2 In)
08:40				5 McLACHLAN J Steal
08:40	9 PENG F Turnover			
08:23		10-16	-6	5 McLACHLAN J 2-Pts paint made (2 In)
08:14				13 RADKE L Personal foul
08:14	9 PENG F Foul On			
07:55	14 CAO Q Turnover			
07:35				4 KREMPIEN J 2-Pts missed (2 out)
07:34	7 FU Y Defensive Rebound			
07:11	Turnover			
07:11				6 OHAMA K Player OUT ---->>
07:11				10 HARNOCK K Player IN <<----
07:05	12 LIU M Personal foul			
07:05				13 RADKE L Foul On
07:01	7 FU Y Personal foul			
07:01				13 RADKE L Foul On
06:52	12 LIU M Personal foul			
06:52				4 KREMPIEN J Foul On
06:52		10-17	-7	4 KREMPIEN J Free Throw made (1 In)
06:52		10-18	-8	4 KREMPIEN J Free Throw made (1 In)
06:52	12 LIU M Player OUT ---->>			
06:52	13 LI Y Player IN <<----			
06:41	13 LI Y 2-Pts missed (2 out)			
06:41				5 McLACHLAN J Defensive Rebound
06:41				5 McLACHLAN J Blocked Shot
06:41	11 CHEN Q Personal foul			
06:41				11 PETTINICCHI S Foul On
06:29		10-20	-10	5 McLACHLAN J 2-Pts paint made (2 In)
06:27				10 HARNOCK K Assist
05:58	9 PENG F 2-Pts missed (2 out)			



## PLAY BY PLAY

文字比分播报

CHN 46 vs 53 CAN

Attendance: 12000

Game Time	CHN - China	Score	Lead	CAN - Canada
05:58				5 McLACHLAN J Defensive Rebound
05:45				5 McLACHLAN J 2-Pts missed (2 out)
05:43	11 CHEN Q Defensive Rebound			
05:22	14 CAO Q 2-Pts made (2 In)	12-20	-8	
05:10		12-22	-10	5 McLACHLAN J 2-Pts paint made (2 In)
05:06				11 PETTINICCHI S Assist
04:48	9 PENG F 2-Pts paint made (2 In)	14-22	-8	
04:46	14 CAO Q Assist			
04:33		14-24	-10	5 McLACHLAN J 2-Pts paint made (2 In)
04:29				11 PETTINICCHI S Assist
04:13	13 LI Y 2-Pts paint made (2 In)	16-24	-8	
04:12	13 LI Y Fast Break			
04:08				Time out
04:08				10 HARNOCK K Player OUT ---->>
04:08				6 OHAMA K Player IN <<----
03:54				6 OHAMA K 2-Pts missed (2 out)
03:52	9 PENG F Defensive Rebound			
03:38	13 LI Y Turnover			
03:11				4 KREMPIEN J 2-Pts missed (2 out)
03:10	7 FU Y Defensive Rebound			
02:59	9 PENG F 2-Pts paint made (2 In)	18-24	-6	
02:33				5 McLACHLAN J 2-Pts missed (2 out)
02:33	7 FU Y Defensive Rebound			
02:21				5 McLACHLAN J Steal
02:21	11 CHEN Q Turnover			
02:13				13 RADKE L 2 Pts paint missed (2 Out)
02:12	9 PENG F Defensive Rebound			
02:02	11 CHEN Q 2-Pts paint made (2 In)	20-24	-4	
02:02	7 FU Y Assist			
02:02				Time out
01:58				11 PETTINICCHI S Player OUT ---->>
01:58				13 RADKE L Player OUT ---->>
01:58				12 FRANKS L Player IN <<----
01:58				15 FESER T Player IN <<----
01:51		20-26	-6	5 McLACHLAN J 2-Pts paint made (2 In)
01:48				6 OHAMA K Assist
01:32	14 CAO Q 2-Pts missed (2 out)			
01:30				Defensive Rebound
01:15				5 McLACHLAN J 2-Pts missed (2 out)
01:09	Defensive Rebound			
00:59	7 FU Y 2-Pts paint made (2 In)	22-26	-4	
00:41				6 OHAMA K 2-Pts missed (2 out)



## PLAY BY PLAY

文字比分播报

CHN 46 vs 53 CAN

Attendance: 12000

Game Time	CHN - China	Score	Lead	CAN - Canada
00:37				15 FESER T Offensive Rebound
00:25				15 FESER T 2-Pts missed (2 out)
00:23	7 FU Y Defensive Rebound			
00:15	14 CAO Q Turnover			
00:01				5 McLACHLAN J 2-Pts missed (2 out)

## THIRD QUARTER

### Quarter Starters:

CHN 7 FU Y                      9 PENG F                      11 CHEN Q                      13 LI Y                      14 CAO Q  
CAN 4 KREMPIEN J              5 McLACHLAN J              10 HARNOCK K              11 PETTINICCHI S              14 THOMAS M

Game Time	CHN - China	Score	Lead	CAN - Canada
10:00				4 KREMPIEN J Player IN <<----
10:00				5 McLACHLAN J Player IN <<----
10:00				10 HARNOCK K Player IN <<----
10:00				11 PETTINICCHI S Player IN <<----
10:00				14 THOMAS M Player IN <<----
10:00	7 FU Y Player IN <<----			
10:00	9 PENG F Player IN <<----			
10:00	11 CHEN Q Player IN <<----			
10:00	13 LI Y Player IN <<----			
10:00	14 CAO Q Player IN <<----			
09:58				Tap off situation, throw-in
09:44				14 THOMAS M 2-Pts missed (2 out)
09:42				11 PETTINICCHI S Offensive Rebound
09:27				14 THOMAS M 2-Pts missed (2 out)
09:26	9 PENG F Defensive Rebound			
09:04	14 CAO Q 2-Pts made (2 In)	24-26	-2	
08:32		24-28	-4	14 THOMAS M 2-Pts made (2 In)
08:10	7 FU Y 2-Pts missed (2 out)			
08:08				5 McLACHLAN J Defensive Rebound
07:52	9 PENG F Personal foul			
07:52				10 HARNOCK K Foul On
07:38				4 KREMPIEN J Turnover
07:22	11 CHEN Q 2-Pts made (2 In)	26-28	-2	
07:21	14 CAO Q Assist			
06:53				14 THOMAS M 2-Pts missed (2 out)
06:51	7 FU Y Defensive Rebound			
06:35	11 CHEN Q 2 Pts paint missed (2 Out)			
06:35				Defensive Rebound
06:35	Tap off situation, throw-in			
06:26	13 LI Y 2-Pts made (2 In)	28-28	0	
06:02				14 THOMAS M Turnover



## PLAY BY PLAY

文字比分播报

CHN 46 vs 53 CAN

Attendance: 12000

Game Time	CHN - China	Score	Lead	CAN - Canada
05:52	14 CAO Q 2-Pts missed (2 out)			
05:52				Defensive Rebound
05:32		28-30	-2	14 THOMAS M 2-Pts paint made (2 In)
05:31				11 PETTINICCHI S Assist
05:17				14 THOMAS M Personal foul
05:17	9 PENG F Foul On			
05:10	11 CHEN Q Turnover			
05:10				5 McLACHLAN J Steal
05:05	9 PENG F Personal foul			
05:05				11 PETTINICCHI S Foul On
05:05				11 PETTINICCHI S Free Throw missed (1 Out)
05:04				11 PETTINICCHI S Free Throw missed (1 Out)
05:02	9 PENG F Defensive Rebound			
04:49	9 PENG F Turnover			
04:33		28-32	-4	11 PETTINICCHI S 2-Pts made (2 In)
04:03	13 LI Y 2-Pts made (2 In)	30-32	-2	
03:42		30-34	-4	11 PETTINICCHI S 2-Pts made (2 In)
03:18	7 FU Y 2-Pts paint made (2 In)	32-34	-2	
02:55				11 PETTINICCHI S 2-Pts missed (2 out)
02:54	7 FU Y Defensive Rebound			
02:41	13 LI Y 2-Pts missed (2 out)			
02:41				14 THOMAS M Defensive Rebound
02:41	13 LI Y Personal foul			
02:41				11 PETTINICCHI S Foul On
02:41				5 McLACHLAN J Player OUT ---->>
02:41				15 FESER T Player IN <<----
02:41				10 HARNOCK K Player OUT ---->>
02:41				6 OHAMA K Player IN <<----
02:17				15 FESER T 2-Pts missed (2 out)
02:14	7 FU Y Defensive Rebound			
02:01	7 FU Y 2 Pts paint missed (2 Out)			
02:01	Offensive Rebound			
01:45	13 LI Y 2 Pts paint missed (2 Out)			
01:43				14 THOMAS M Defensive Rebound
01:26				14 THOMAS M 2-Pts missed (2 out)
01:25	9 PENG F Defensive Rebound			
01:13	9 PENG F 2-Pts missed (2 out)			
01:13				15 FESER T Defensive Rebound
01:13				15 FESER T Foul On
01:13	7 FU Y Personal foul			
00:59				6 OHAMA K Turnover
00:43	14 CAO Q Turnover			



## PLAY BY PLAY

文字比分播报

CHN 46 vs 53 CAN

Attendance: 12000

Game Time	CHN - China	Score	Lead	CAN - Canada
00:43				15 FESER T Steal
00:37				14 THOMAS M Offensive foul
00:37				14 THOMAS M Turnover
00:37	14 CAO Q Foul On			
00:37	14 CAO Q Steal			
00:37				6 OHAMA K Player OUT ---->>
00:37				15 FESER T Player OUT ---->>
00:37				7 OUELLET C Player IN <<----
00:37				9 BENOIT C Player IN <<----
00:25	9 PENG F Turnover			
00:01	7 FU Y Defensive Rebound			
00:01				14 THOMAS M 2-Pts missed (2 out)

## FOURTH QUARTER

### Quarter Starters:

CHN

CAN

Game Time	CHN - China	Score	Lead	CAN - Canada
10:00				7 OUELLET C Player IN <<----
10:00				14 THOMAS M Player IN <<----
10:00				9 BENOIT C Player IN <<----
10:00				11 PETTINICCHI S Player IN <<----
10:00				4 KREMPIEN J Player IN <<----
10:00	9 PENG F Player IN <<----			
10:00	13 LI Y Player IN <<----			
10:00	14 CAO Q Player IN <<----			
10:00	7 FU Y Player IN <<----			
10:00	11 CHEN Q Player IN <<----			
09:50				Tap off situation, throw-in
09:44		32-36	-4	11 PETTINICCHI S 2-Pts made (2 In)
09:21	11 CHEN Q 2-Pts paint made (2 In)	34-36	-2	
09:21				14 THOMAS M Personal foul
09:21	11 CHEN Q Foul On			
09:20	11 CHEN Q Free Throw missed (1 Out)			
09:14	9 PENG F Offensive Rebound			
09:14	9 PENG F 2-Pts paint made (2 In)	36-36	0	
08:59				9 BENOIT C Turnover
08:43	13 LI Y 2-Pts paint made (2 In)	38-36	+2	
08:42	14 CAO Q Assist			
08:20				11 PETTINICCHI S 2-Pts missed (2 out)
08:19	7 FU Y Defensive Rebound			
07:56				7 OUELLET C Steal



## PLAY BY PLAY

文字比分播报

CHN 46 vs 53 CAN

Attendance: 12000

Game Time	CHN - China	Score	Lead	CAN - Canada
07:56	14 CAO Q Turnover			
07:49		38-38	0	7 OUELLET C 2-Pts paint made (2 In)
07:48				7 OUELLET C Fast Break
07:24	13 LI Y 2 Pts paint missed (2 Out)			
07:23				14 THOMAS M Defensive Rebound
07:17		38-40	-2	9 BENOIT C 2-Pts paint made (2 In)
07:17				7 OUELLET C Assist
07:00	11 CHEN Q 2 Pts paint missed (2 Out)			
07:00	Offensive Rebound			
07:00				14 THOMAS M Blocked Shot
06:51	9 PENG F 2 Pts paint missed (2 Out)			
06:49				14 THOMAS M Defensive Rebound
06:45		38-42	-4	9 BENOIT C 2-Pts paint made (2 In)
06:45				9 BENOIT C Fast Break
06:31	13 LI Y 2-Pts paint made (2 In)	40-42	-2	
06:31	11 CHEN Q Assist			
06:14	14 CAO Q Personal foul			
06:14				9 BENOIT C Foul On
06:14		40-43	-3	9 BENOIT C Free Throw made (1 In)
06:14		40-44	-4	9 BENOIT C Free Throw made (1 In)
05:57	13 LI Y 2 Pts paint missed (2 Out)			
05:55				14 THOMAS M Defensive Rebound
05:42	9 PENG F Steal			
05:42				14 THOMAS M Turnover
05:37	7 FU Y Turnover			
05:37				9 BENOIT C Steal
05:27				7 OUELLET C 2-Pts missed (2 out)
05:26				14 THOMAS M Offensive Rebound
05:26				14 THOMAS M 2 Pts paint missed (2 Out)
05:23	7 FU Y Defensive Rebound			
05:21	7 FU Y Blocked Shot			
05:20	11 CHEN Q Foul On			
05:20				11 PETTINICCHI S Personal foul
05:20	11 CHEN Q Free Throw missed (1 Out)			
05:20	11 CHEN Q Free Throw missed (1 Out)			
05:12	7 FU Y Offensive Rebound			
05:12	7 FU Y 2 Pts paint missed (2 Out)			
05:08				9 BENOIT C Defensive Rebound
04:58	11 CHEN Q Personal foul			
04:58				11 PETTINICCHI S Foul On
04:58				11 PETTINICCHI S Free Throw missed (1 Out)
04:58		40-45	-5	11 PETTINICCHI S Free Throw made (1 In)



## PLAY BY PLAY

文字比分播报

CHN 46 vs 53 CAN

Attendance: 12000

Game Time	CHN - China	Score	Lead	CAN - Canada
04:45	11 CHEN Q Turnover			
04:45				4 KREMPIEN J Steal
04:30		40-47	-7	14 THOMAS M 2-Pts paint made (2 In)
04:26				11 PETTINICCHI S Assist
04:07	11 CHEN Q 2 Pts paint missed (2 Out)			
04:05				14 THOMAS M Defensive Rebound
03:55		40-49	-9	7 OUELLET C 2-Pts paint made (2 In)
03:52				9 BENOIT C Assist
03:52	Time out			
03:36	7 FU Y 2-Pts paint made (2 In)	42-49	-7	
03:35	14 CAO Q Assist			
03:12				9 BENOIT C 2-Pts missed (2 out)
03:11				14 THOMAS M Offensive Rebound
03:09	7 FU Y Personal foul			
03:09				7 OUELLET C Foul On
03:09				7 OUELLET C Free Throw missed (1 Out)
03:09				7 OUELLET C Free Throw missed (1 Out)
03:07	7 FU Y Defensive Rebound			
02:52	11 CHEN Q 2 Pts paint missed (2 Out)			
02:52				7 OUELLET C Defensive Rebound
02:42	7 FU Y Personal foul			
02:42				7 OUELLET C Foul On
02:37		42-51	-9	7 OUELLET C 2-Pts paint made (2 In)
02:36				14 THOMAS M Assist
02:13	7 FU Y 2-Pts paint made (2 In)	44-51	-7	
01:56	14 CAO Q Personal foul			
01:56				9 BENOIT C Foul On
01:56				9 BENOIT C Free Throw missed (1 Out)
01:56				9 BENOIT C Free Throw missed (1 Out)
01:54				Offensive Rebound
01:46				11 PETTINICCHI S 2-Pts missed (2 out)
01:44	9 PENG F Defensive Rebound			
01:33	11 CHEN Q 2-Pts paint made (2 In)	46-51	-5	
01:33	9 PENG F Assist			
01:20	Tap off situation, throw-in			
00:57	7 FU Y 2-Pts missed (2 out)			
00:55				14 THOMAS M Defensive Rebound
00:38		46-53	-7	14 THOMAS M 2-Pts made (2 In)
00:23	7 FU Y 2-Pts missed (2 out)			
00:22				11 PETTINICCHI S Defensive Rebound
00:02	7 FU Y Defensive Rebound			
00:01				9 BENOIT C 2-Pts missed (2 out)



NATIONAL INDOOR STADIUM  
国家体育馆

SUN 星期日  
14 SEP 2008  
9:00

WHEELCHAIR BASKETBALL  
轮椅篮球

WOMEN  
女子

CLASSIFICATION 5TH-8TH - GAME 63  
5-8名排位赛 - 场 63



### PLAY BY PLAY

文字比分播报

**CHN 46 vs 53 CAN**

**Attendance: 12000**

Game Time	CHN - China	Score	Lead	CAN - Canada
-----------	-------------	-------	------	--------------





## RESULTS

比赛成绩

### CHN 22 vs 26 CAN

Attendance: 12000

Referee: GREGORY Christopher (GBR)

Commissioner: REHLING Detlef Klaus (GER)

Umpires: KANNO Eisuke (JPN); BURFORD Jonathon Blake (USA)

Classifier: DINH Trien Tan (FRA)

		Q1		Q2	
Scoring by 5 min intervals:	CHN	8	8	12	22
	CAN	4	12	22	26

#### CHN - CHINA

No.	Name	Sport Class	MIN	Field Goals		2 Points		3 Points		Free Throws		Rebounds			AS	TO	ST	BS	PF	FO	PTS
				M/A	%	M/A	%	M/A	%	M/A	%	OR	DR	TOT							
*7	FU Yongqing	4.0	20:00	1/2	50	1/2	50					1	10	11	1	2			1	1	2
*9	PENG Fengling	4.0	20:00	3/5	60	3/5	60			0/2	0		4	4		2				1	6
*10	CHEN Damei	3.0	07:14	1/1	100	1/1	100						1	1	2				1		2
*11	CHEN Qiurong	1.0	20:00	3/7	43	3/7	43						1	1		3			1	1	6
*12	LIU Mihuan	1.5	13:08	0/2	0	0/2	0						1	1					2		0
4	ZHANG Santao (C)	4.0	00:00																		0
5	GU Li	4.5	00:00																		0
6	HAO Wenhua	4.0	00:00																		0
8	YANG Chao	4.0	00:00																		0
13	LI Yanhua	1.5	06:52	1/2	50	1/2	50									1					2
14	CAO Qiuping	3.0	12:46	2/3	67	2/3	67						1	1	1	3					4
15	ZHENG Donghui	2.5	00:00																		0
Team/Coach																					
<b>Totals</b>				11/22	50	11/22	50			0/2	0	3	21	24	4	13			5	3	22
Coach		LIU Tiehua																			
Assistant Coach		ZHANG Chunling																			

#### CAN - CANADA

No.	Name	Sport Class	MIN	Field Goals		2 Points		3 Points		Free Throws		Rebounds			AS	TO	ST	BS	PF	FO	PTS
				M/A	%	M/A	%	M/A	%	M/A	%	OR	DR	TOT							
*4	KREMPIEN Jennifer	1.0	20:00	0/3	0	0/3	0			2/2	100									1	2
*7	OUELLET Cindy	3.5	05:53	1/3	33	1/3	33														2
*9	BENOIT Chantal (C)	3.5	07:14	1/2	50	1/2	50					1	1						1		2
*11	PETTINICCHI Sabrina	1.5	18:02	0/1	0	0/1	0							3						1	0
*14	THOMAS Misty	4.5	03:03	0/4	0	0/4	0						1	1		1	2				0
5	McLACHLAN Janet	4.5	15:36	9/20	45	8/19	42	1/1	100	1/2	50	3	4	7		3	1	2			20
6	OHAMA Kendra	2.5	09:43	0/3	0	0/3	0					1		1							0
8	FERGUSON Tracey	3.0	00:00																		0
10	HARNOCK Katie	2.5	03:03												1						0
12	FRANKS Lisa	1.0	01:58																		0
13	RADKE Lori	4.5	12:09	0/2	0	0/2	0						1	1	1	1		1	1	2	0
15	FESER Tara	4.5	01:58	0/1	0	0/1	0					1	1								0
Team/Coach																					
<b>Totals</b>				11/39	28	10/38	26	1/1	100	3/4	75	7	8	15	6		5	3	4	4	26
Coach		FRICK Tim																			
Assistant Coach		NICHOLSON Patricia																			
		JOHNSON Bill																			

	CHN	CAN
Points from Turnovers	0	6
Points in the Paint	18	20
Second Chance Points	0	2
Fast Break Points	0	0

	CHN	CAN
Biggest Lead	4	10
Biggest Scoring Run	6-0(20-24)	8-0(8-12)
Lead Changes	2	
Times Tied	1	

#### Legend:

%	Shooting Percentage	(C)	Captain	*	Starters	AS	Assists
BS	Blocked Shots	DR	Defensive Rebounds	FO	Fouls On	M/A	Made/Attempts
MIN	Minutes Played	OR	Offensive Rebounds	PF	Fouls	PTS	Points
Qx	Quarter Time	ST	Steals	TO	Turnovers	TOT	Total Rebounds



## RESULTS

比赛成绩

### CHN 46 vs 53 CAN

Attendance: 12000

Referee: GREGORY Christopher (GBR)

Commissioner: REHLING Detlef Klaus (GER)

Umpires: KANNO Eisuke (JPN); BURFORD Jonathon Blake (USA)

Classifier: DINH Trien Tan (FRA)

		Q1		Q2		Q3		Q4	
Scoring by 5 min intervals:	CHN	8	8	12	22	28	32	40	46
	CAN	4	12	22	26	30	34	44	53

#### CHN - CHINA

No.	Name	Sport Class	MIN	Field Goals		2 Points		3 Points		Free Throws		Rebounds			AS	TO	ST	BS	PF	FO	PTS
				M/A	%	M/A	%	M/A	%	M/A	%	OR	DR	TOT							
*7	FU Yongqing	4.0	40:00	4/10	40	4/10	40					2	18	20	1	3		1	4	1	8
*9	PENG Fengling	4.0	40:00	4/8	50	4/8	50			0/2	0	1	8	9	1	4	1		2	2	8
*10	CHEN Damei	3.0	07:14	1/1	100	1/1	100						1	1	2				1		2
*11	CHEN Qiurong	1.0	40:00	6/14	43	6/14	43			0/3	0		1	1	1	5			2	3	12
*12	LIU Mihuan	1.5	13:08	0/2	0	0/2	0						1	1					2		0
4	ZHANG Santao (C)	4.0	00:00																		0
5	GU Li	4.5	00:00																		0
6	HAO Wenhua	4.0	00:00																		0
8	YANG Chao	4.0	00:00																		0
13	LI Yanhua	1.5	26:52	5/10	50	5/10	50									1			1		10
14	CAO Qiuping	3.0	32:46	3/5	60	3/5	60					1	1	4	5	1			2	1	6
15	ZHENG Donghui	2.5	00:00																		0
Team/Coach																					
<b>Totals</b>				23/50	46	23/50	46			0/5	0	7	33	40	9	20	2	1	14	7	46
Coach		LIU Tiehua																			
Assistant Coach		ZHANG Chunling																			

#### CAN - CANADA

No.	Name	Sport Class	MIN	Field Goals		2 Points		3 Points		Free Throws		Rebounds			AS	TO	ST	BS	PF	FO	PTS
				M/A	%	M/A	%	M/A	%	M/A	%	OR	DR	TOT							
*4	KREMPIEN Jennifer	1.0	40:00	0/3	0	0/3	0			2/2	100					1	1			1	2
*7	OUELLET Cindy	3.5	16:30	4/7	57	4/7	57			0/2	0	1	1	1	1	1			2		8
*9	BENOIT Chantal (C)	3.5	17:51	3/6	50	3/6	50			2/4	50	1	1	2	1	1	1		1	2	8
*11	PETTINICCHI Sabrina	1.5	38:02	3/7	43	3/7	43			1/4	25	1	1	2	5				1	4	7
*14	THOMAS Misty	4.5	23:03	4/14	29	4/14	29					2	8	10	1	3	1	3	3		8
5	McLACHLAN Janet	4.5	22:55	9/20	45	8/19	42	1/1	100	1/2	50	3	5	8			4	1	2		20
6	OHAMA Kendra	2.5	11:47	0/3	0	0/3	0					1		1	1	1					0
8	FERGUSON Tracey	3.0	00:00																		0
10	HARNOCK Katie	2.5	10:22												1					1	0
12	FRANKS Lisa	1.0	01:58																		0
13	RADKE Lori	4.5	12:09	0/2	0	0/2	0					1	1	1	1	1			1	2	0
15	FESER Tara	4.5	04:02	0/2	0	0/2	0					1	1	2			1			1	0
Team/Coach																					
<b>Totals</b>				23/64	36	22/63	35	1/1	100	6/14	43	11	22	33	11	6	10	4	8	13	53
Coach		FRICK Tim																			
Assistant Coach		NICHOLSON Patricia									JOHNSON Bill										

	CHN	CAN
Points from Turnovers	4	12
Points in the Paint	34	34
Second Chance Points	2	2
Fast Break Points	0	0

	CHN	CAN
Biggest Lead	4	10
Biggest Scoring Run	6-0(20-24)	8-0(8-12)
Lead Changes	4	
Times Tied	4	

#### Legend:

%	Shooting Percentage	(C)	Captain	*	Starters	AS	Assists
BS	Blocked Shots	DR	Defensive Rebounds	FO	Fouls On	M/A	Made/Attempts
MIN	Minutes Played	OR	Offensive Rebounds	OTx	Overtime	PF	Fouls
PTS	Points	Qx	Quarter Time	ST	Steals	TO	Turnovers
TOT	Total Rebounds						



## START LIST

首发名单

### NED - GBR

**Referee:** PAVLOPOULOS Adrianos (GRE)  
**Umpires:** GOMEZ RUF Antonia (ESP); JIN Zhuo (CHN)

**Commissioner:** LOVE Greg (AUS)  
**Classifier:** PERRIMAN Don (AUS)

#### NED - Netherlands

No.	Name	Pos	Age	Sport Class	Current Games Statistics						
					PPG	FG%	3FG%	FT%	RPG	APG	MPG (GP)
4	HUITZING Inge	G	34	4.5	10.8	39	20	29	8.0	0.4	29:27 (5)
5	BOEKHOORN Patries	F	38	1.0	0.0				0.3		05:25 (4)
6	VISSER Jitske	F	15	1.0	1.2	20			1.2	0.6	20:39 (5)
7	OOSTERBAAN Roos	G	29	1.5	3.6	24		50	4.4	2.8	37:31 (5)
8	PIETERSE Fleur	F	29	2.5	0.0	0			0.3		08:25 (3)
9	GARNIER Petra (C)	C	37	4.5	2.0	26			4.4	0.6	11:24 (5)
10	RAMAEKERS Brenda	C	22	4.5	0.0	0					02:26 (2)
11	KORVER Cher	G	32	2.5	8.8	30	0	46	6.2	2.2	37:14 (5)
12	BRAAM Sandra	F	30	1.0	0.0						02:32 (3)
13	VAN BERGEN Barbara	F	30	2.0	0.8	29			2.2	0.4	12:29 (5)
14	VERSLOOT Carina	F	28	3.0	3.0	18		38	3.0	1.0	17:19 (5)
15	van OOSTROM Elsbeth	C	26	4.5	13.6	42	25	47	6.4	0.6	22:01 (5)
Team			29.2		43.8	32	16	43	36.2	8.6	
<b>Coach</b>		LANSINK ROTGERINK Yvonne									
<b>Assistant Coach</b>		van de BUNTE Kees									

NED Played		
PR	MEX	59-46
PR	CAN	32-59
PR	JPN	49-65
PR	CHN	51-35
QF	GER	28-43

#### GBR - Great Britain

No.	Name	Pos	Age	Sport Class	Current Games Statistics						
					PPG	FG%	3FG%	FT%	RPG	APG	MPG (GP)
4	MACLEAN Caroline	G	33	2.0	5.8	37	50	0	2.6	1.0	23:50 (5)
5	HARPER Joanne	G	43	1.0	0.0						05:12 (3)
6	STRANGE Clare	G	28	1.5	8.0	38	0	17	2.0	3.0	29:20 (5)
7	FREEMAN Helen	F	18	4.0	4.6	28	0	30	4.2	1.8	23:02 (5)
8	WILD Ann	G	35	2.0	1.2	20		100	0.6	1.0	10:13 (5)
9	JOHNSON Paula	F	30	2.5	0.0	0			2.0		02:51 (1)
10	WAGER Sally	F	27	3.0	8.0	38		31	8.6	0.4	29:18 (5)
11	FOX Jill	G	38	1.5	0.6	100		25	2.0	0.2	14:40 (5)
12	TURNER Helen	F	30	4.0	4.8	32			6.6	0.6	25:13 (5)
13	SUGDEN Louise	G	24	2.0	3.6	39		0	3.4	0.2	23:23 (5)
14	McDONALD Pauline	G	28	2.5	1.7	40		50	0.3		06:52 (3)
15	MATTHEWS Caroline (C)	C	35	4.5	3.2	38		0	2.2	0.2	13:07 (5)
Team			30.8		40.8	35	14	25	32.8	8.4	
<b>Coach</b>		PEEL Garry									
<b>Assistant Coach</b>		BHANIA Haj Singh					FODEN Mathew				

GBR Played		
PR	AUS	30-59
PR	BRA	61-29
PR	USA	31-56
PR	GER	44-50
QF	JPN	38-45

#### Legend:

3FG%	3 Field Goals %	APG	Assists per Game	C	Centre	F	Forward
FG%	Field Goals %	FT%	Free Throws %	G	Guard	GP	Games Played
MPG	Minutes Played per Game	Pos	Playing Position	PPG	Points per Game	PR	Preliminary Round
QF	Quarterfinal	RPG	Rebounds per Game				



## PLAY BY PLAY

文字比分播报

NED 23 vs 21 GBR

Attendance: 12000

		Q1		Q2	
Scoring by 5 min intervals:	NED	8	11	19	23
	GBR	2	8	10	21

### FIRST QUARTER

#### Quarter Starters:

**NED** 4 HUITZING I      6 VISSER J      7 OOSTERBAAN R      11 KORVER C      15 van OOSTROM E  
**GBR** 4 MACLEAN C      6 STRANGE C      10 WAGER S      13 SUGDEN L      15 MATTHEWS C

Game Time	NED - Netherlands	Score	Lead	GBR - Great Britain
10:00	4 HUITZING I Player IN <<-----			
10:00	6 VISSER J Player IN <<-----			
10:00	7 OOSTERBAAN R Player IN <<-----			
10:00	11 KORVER C Player IN <<-----			
10:00	15 van OOSTROM E Player IN <<-----			
10:00				4 MACLEAN C Player IN <<-----
10:00				6 STRANGE C Player IN <<-----
10:00				10 WAGER S Player IN <<-----
10:00				13 SUGDEN L Player IN <<-----
10:00				15 MATTHEWS C Player IN <<-----
10:00	15 van OOSTROM E Tap off lost			15 MATTHEWS C Tap off won
09:47				10 WAGER S 2-Pts missed (2 out)
09:39				13 SUGDEN L Offensive Rebound
09:37				13 SUGDEN L Turnover
09:37	7 OOSTERBAAN R Steal			
09:30	4 HUITZING I 2-Pts made (2 In)	2-0	+2	
09:28	7 OOSTERBAAN R Assist			
09:11				4 MACLEAN C Turnover
08:55	15 van OOSTROM E 2-Pts paint made (2 In)	4-0	+4	
08:55	11 KORVER C Assist			
08:29				15 MATTHEWS C 2 Pts paint missed (2 Out)
08:26				15 MATTHEWS C Offensive Rebound
08:15				6 STRANGE C 2 Pts paint missed (2 Out)
08:15	15 van OOSTROM E Defensive Rebound			
08:07	11 KORVER C 2 Pts paint missed (2 Out)			
08:07				4 MACLEAN C Defensive Rebound
07:45				6 STRANGE C 2-Pts missed (2 out)
07:43	6 VISSER J Defensive Rebound			
07:30	4 HUITZING I 2-Pts missed (2 out)			
07:27				15 MATTHEWS C Defensive Rebound
07:26				13 SUGDEN L Offensive foul
07:26				13 SUGDEN L Turnover
07:26	15 van OOSTROM E Foul On			
07:26	15 van OOSTROM E Steal			



## PLAY BY PLAY

文字比分播报

NED 23 vs 21 GBR

Attendance: 12000

Game Time	NED - Netherlands	Score	Lead	GBR - Great Britain
07:10	15 van OOSTROM E 2-Pts paint made (2 In)	6-0	+6	
07:10				Time out
06:47				15 MATTHEWS C 2 Pts paint missed (2 Out)
06:46				6 STRANGE C Offensive Rebound
06:42				13 SUGDEN L 2-Pts missed (2 out)
06:40	7 OOSTERBAAN R Defensive Rebound			
06:39				15 MATTHEWS C Turnover
06:39	15 van OOSTROM E Foul On			
06:27	4 HUITZING I 2 Pts paint missed (2 Out)			
06:26	4 HUITZING I Offensive Rebound			
06:25	4 HUITZING I Assist			
06:23	15 van OOSTROM E 2-Pts paint made (2 In)	8-0	+8	
06:02				15 MATTHEWS C Player OUT ---->>
06:02				11 FOX J Player IN <<----
05:49				7 FREEMAN H 2-Pts missed (2 out)
05:49				11 FOX J Offensive Rebound
05:48				4 MACLEAN C Player OUT ---->>
05:48				7 FREEMAN H Player IN <<----
05:42	15 van OOSTROM E Personal foul			
05:42				12 TURNER H Foul On
05:32		8-2	+6	7 FREEMAN H 2-Pts paint made (2 In)
05:30				10 WAGER S Assist
05:27				13 SUGDEN L Player OUT ---->>
05:27				12 TURNER H Player IN <<----
05:14	7 OOSTERBAAN R 2-Pts missed (2 out)			
05:12				6 STRANGE C Defensive Rebound
04:57				10 WAGER S 2 Pts paint missed (2 Out)
04:57	Defensive Rebound			
04:57	15 van OOSTROM E Blocked Shot			
04:39	11 KORVER C 2-Pts made (2 In)	10-2	+8	
04:36	4 HUITZING I Assist			
04:13				7 FREEMAN H 2-Pts missed (2 out)
04:12	11 KORVER C Defensive Rebound			
04:04	15 van OOSTROM E 2 Pts paint missed (2 Out)			
04:04				12 TURNER H Defensive Rebound
03:56				7 FREEMAN H Turnover
03:33	7 OOSTERBAAN R 2-Pts missed (2 out)			
03:32				12 TURNER H Defensive Rebound
03:25	4 HUITZING I Personal foul			
03:25				6 STRANGE C Foul On
03:20	6 VISSER J Personal foul			
03:20				11 FOX J Foul On



## PLAY BY PLAY

文字比分播报

NED 23 vs 21 GBR

Attendance: 12000

Game Time	NED - Netherlands	Score	Lead	GBR - Great Britain
03:20	6 VISSER J Player OUT ---->>			
03:20	5 BOEKHOORN P Player IN <<----			
03:10				12 TURNER H 2-Pts missed (2 out)
03:09	7 OOSTERBAAN R Defensive Rebound			
02:52	15 van OOSTROM E Turnover			
02:31		10-4	+6	10 WAGER S 2-Pts paint made (2 In)
02:29				6 STRANGE C Assist
02:04	15 van OOSTROM E 2 Pts paint missed (2 Out)			
02:04				12 TURNER H Defensive Rebound
01:51		10-6	+4	7 FREEMAN H 2-Pts paint made (2 In)
01:33				10 WAGER S Personal foul
01:33	15 van OOSTROM E Foul On			
01:33	Time out			
01:33	15 van OOSTROM E Free Throw missed (1 Out)			
01:33	15 van OOSTROM E Free Throw made (1 In)	11-6	+5	
01:33	15 van OOSTROM E Player OUT ---->>			
01:33	9 GARNIER P Player IN <<----			
01:17		11-8	+3	12 TURNER H 2-Pts paint made (2 In)
01:15				7 FREEMAN H Assist
00:54	4 HUITZING I 2-Pts missed (2 out)			
00:52				12 TURNER H Defensive Rebound
00:41				6 STRANGE C 2-Pts missed (2 out)
00:41	9 GARNIER P Defensive Rebound			
00:25	4 HUITZING I 2-Pts missed (2 out)			
00:25	7 OOSTERBAAN R Offensive Rebound			
00:25				11 FOX J Personal foul
00:25	7 OOSTERBAAN R Foul On			
00:04	9 GARNIER P 2-Pts missed (2 out)			
00:02				12 TURNER H Defensive Rebound
00:01				6 STRANGE C 3-Pts missed (3 Out)

## SECOND QUARTER

### Quarter Starters:

NED 4 HUITZING I                      5 BOEKHOORN P                      7 OOSTERBAAN R                      9 GARNIER P                      11 KORVER C  
GBR 6 STRANGE C                      7 FREEMAN H                      10 WAGER S                      11 FOX J                      12 TURNER H

Game Time	NED - Netherlands	Score	Lead	GBR - Great Britain
10:00	4 HUITZING I Player IN <<----			
10:00	5 BOEKHOORN P Player IN <<----			
10:00	7 OOSTERBAAN R Player IN <<----			
10:00	9 GARNIER P Player IN <<----			
10:00	11 KORVER C Player IN <<----			
10:00				6 STRANGE C Player IN <<----



## PLAY BY PLAY

文字比分播报

NED 23 vs 21 GBR

Attendance: 12000

Game Time	NED - Netherlands	Score	Lead	GBR - Great Britain
10:00				7 FREEMAN H Player IN <<----
10:00				10 WAGER S Player IN <<----
10:00				11 FOX J Player IN <<----
10:00				12 TURNER H Player IN <<----
09:59	Tap off situation, throw-in			
09:48				7 FREEMAN H Personal foul
09:48	9 GARNIER P Foul On			
09:39				11 FOX J Personal foul
09:39	7 OOSTERBAAN R Foul On			
09:22	9 GARNIER P 2-Pts paint made (2 In)	13-8	+5	
09:20	11 KORVER C Assist			
08:53				7 FREEMAN H Turnover
08:35	11 KORVER C 2-Pts made (2 In)	15-8	+7	
08:31	4 HUITZING I Assist			
08:05				12 TURNER H 2-Pts missed (2 out)
08:03	9 GARNIER P Defensive Rebound			
07:53	5 BOEKHOORN P 2-Pts missed (2 out)			
07:53	Offensive Rebound			
07:46	11 KORVER C 2-Pts missed (2 out)			
07:45	7 OOSTERBAAN R Offensive Rebound			
07:42	7 OOSTERBAAN R 2-Pts made (2 In)	17-8	+9	
07:22	9 GARNIER P Personal foul			
07:22				10 WAGER S Foul On
07:22				6 STRANGE C Player OUT ---->>
07:22				7 FREEMAN H Player OUT ---->>
07:22				11 FOX J Player OUT ---->>
07:22				13 SUGDEN L Player IN <<----
07:22				8 WILD A Player IN <<----
07:22				4 MACLEAN C Player IN <<----
07:22		17-9	+8	10 WAGER S Free Throw made (1 In)
07:22		17-10	+7	10 WAGER S Free Throw made (1 In)
07:22	9 GARNIER P Player OUT ---->>			
07:22	15 van OOSTROM E Player IN <<----			
07:22	4 HUITZING I Player OUT ---->>			
07:22	9 GARNIER P Player IN <<----			
06:59	5 BOEKHOORN P 2 Pts paint missed (2 Out)			
06:59				10 WAGER S Defensive Rebound
06:51				13 SUGDEN L Offensive foul
06:51				13 SUGDEN L Turnover
06:51	11 KORVER C Foul On			
06:51	11 KORVER C Steal			
06:46	5 BOEKHOORN P Offensive foul			



## PLAY BY PLAY

文字比分播报

NED 23 vs 21 GBR

Attendance: 12000

Game Time	NED - Netherlands	Score	Lead	GBR - Great Britain
06:46	5 BOEKHOORN P Turnover			
06:46				8 WILD A Foul On
06:46				8 WILD A Steal
06:32				10 WAGER S 2-Pts missed (2 out)
06:31	9 GARNIER P Defensive Rebound			
06:19	15 van OOSTROM E 2 Pts paint missed (2 Out)			
06:19				8 WILD A Defensive Rebound
06:11				13 SUGDEN L Offensive foul
06:11				13 SUGDEN L Turnover
06:11	7 OOSTERBAAN R Foul On			
06:11	7 OOSTERBAAN R Steal			
05:49	9 GARNIER P 2 Pts paint missed (2 Out)			
05:48				13 SUGDEN L Defensive Rebound
05:46	11 KORVER C Personal foul			
05:46				8 WILD A Foul On
05:46				13 SUGDEN L Player OUT ---->>
05:46				6 STRANGE C Player IN <<----
05:28				10 WAGER S 2 Pts paint missed (2 Out)
05:28	9 GARNIER P Defensive Rebound			
05:07	15 van OOSTROM E 2-Pts paint made (2 In)	19-10	+9	
05:06	11 KORVER C Assist			
04:51		19-12	+7	4 MACLEAN C 2-Pts made (2 In)
04:51	5 BOEKHOORN P Personal foul			
04:51				4 MACLEAN C Foul On
04:51				4 MACLEAN C Free Throw missed (1 Out)
04:47				4 MACLEAN C Offensive Rebound
04:39				12 TURNER H Turnover
04:34	5 BOEKHOORN P Player OUT ---->>			
04:34	6 VISSER J Player IN <<----			
04:13	7 OOSTERBAAN R 2-Pts missed (2 out)			
04:12				Defensive Rebound
03:58				4 MACLEAN C 2-Pts missed (2 out)
03:56	7 OOSTERBAAN R Defensive Rebound			
03:41	15 van OOSTROM E 2 Pts paint missed (2 Out)			
03:39				10 WAGER S Defensive Rebound
03:21		19-14	+5	12 TURNER H 2-Pts paint made (2 In)
03:20				4 MACLEAN C Assist
02:59	7 OOSTERBAAN R Turnover			
02:59				4 MACLEAN C Steal
02:48		19-16	+3	12 TURNER H 2-Pts made (2 In)
02:48				6 STRANGE C Assist
02:48	Time out			





## PLAY BY PLAY

文字比分播报

NED 23 vs 21 GBR

Attendance: 12000

Game Time	NED - Netherlands	Score	Lead	GBR - Great Britain
02:48	7 OOSTERBAAN R Player OUT ---->>			
02:48	9 GARNIER P Player OUT ---->>			
02:48	13 VAN BERGEN B Player IN <<----			
02:48	14 VERSLOOT C Player IN <<----			
02:33	13 VAN BERGEN B Offensive foul			
02:33	13 VAN BERGEN B Turnover			
02:33				12 TURNER H Foul On
02:33				12 TURNER H Steal
02:07				12 TURNER H 2-Pts missed (2 out)
02:06	15 van OOSTROM E Defensive Rebound			
01:54	14 VERSLOOT C 2-Pts made (2 In)	21-16	+5	
01:51	11 KORVER C Assist			
01:34	6 VISSER J Personal foul			
01:34				6 STRANGE C Foul On
01:34				12 TURNER H Player OUT ---->>
01:34				7 FREEMAN H Player IN <<----
01:34		21-17	+4	6 STRANGE C Free Throw made (1 In)
01:34				6 STRANGE C Free Throw missed (1 Out)
01:30				10 WAGER S Offensive Rebound
01:16				10 WAGER S Technical foul
01:16	15 van OOSTROM E Free Throw missed (1 Out)			
01:16	15 van OOSTROM E Free Throw missed (1 Out)			
01:16				10 WAGER S Player OUT ---->>
01:16				12 TURNER H Player IN <<----
01:01	14 VERSLOOT C 2-Pts paint made (2 In)	23-17	+6	
00:59	15 van OOSTROM E Assist			
00:38		23-19	+4	4 MACLEAN C 2-Pts made (2 In)
00:19	13 VAN BERGEN B 2-Pts missed (2 out)			
00:19				12 TURNER H Defensive Rebound
00:04				4 MACLEAN C 2 Pts paint missed (2 Out)
00:02				7 FREEMAN H Offensive Rebound
00:02		23-21	+2	7 FREEMAN H 2-Pts paint made (2 In)



## PLAY BY PLAY

文字比分播报

NED 46 vs 39 GBR

Attendance: 12000

Scoring by 5 min intervals:		Q1		Q2		Q3		Q4	
NED		8	11	19	23	25	29	35	46
GBR		2	8	10	21	27	29	37	39

### FIRST QUARTER

#### Quarter Starters:

NED 4 HUITZING I	6 VISSER J	7 OOSTERBAAN R	11 KORVER C	15 van OOSTROM E
GBR 4 MACLEAN C	6 STRANGE C	10 WAGER S	13 SUGDEN L	15 MATTHEWS C

Game Time	NED - Netherlands	Score	Lead	GBR - Great Britain
10:00	4 HUITZING I Player IN <<-----			
10:00	6 VISSER J Player IN <<-----			
10:00	7 OOSTERBAAN R Player IN <<-----			
10:00	11 KORVER C Player IN <<-----			
10:00	15 van OOSTROM E Player IN <<-----			
10:00				4 MACLEAN C Player IN <<-----
10:00				6 STRANGE C Player IN <<-----
10:00				10 WAGER S Player IN <<-----
10:00				13 SUGDEN L Player IN <<-----
10:00				15 MATTHEWS C Player IN <<-----
10:00	15 van OOSTROM E Tap off lost			15 MATTHEWS C Tap off won
09:47				10 WAGER S 2-Pts missed (2 out)
09:39				13 SUGDEN L Offensive Rebound
09:37				13 SUGDEN L Turnover
09:37	7 OOSTERBAAN R Steal			
09:30	4 HUITZING I 2-Pts made (2 In)	2-0	+2	
09:28	7 OOSTERBAAN R Assist			
09:11				4 MACLEAN C Turnover
08:55	15 van OOSTROM E 2-Pts paint made (2 In)	4-0	+4	
08:55	11 KORVER C Assist			
08:29				15 MATTHEWS C 2 Pts paint missed (2 Out)
08:26				15 MATTHEWS C Offensive Rebound
08:15				6 STRANGE C 2 Pts paint missed (2 Out)
08:15	15 van OOSTROM E Defensive Rebound			
08:07	11 KORVER C 2 Pts paint missed (2 Out)			
08:07				4 MACLEAN C Defensive Rebound
07:45				6 STRANGE C 2-Pts missed (2 out)
07:43	6 VISSER J Defensive Rebound			
07:30	4 HUITZING I 2-Pts missed (2 out)			
07:27				15 MATTHEWS C Defensive Rebound
07:26				13 SUGDEN L Offensive foul
07:26				13 SUGDEN L Turnover
07:26	15 van OOSTROM E Foul On			
07:26	15 van OOSTROM E Steal			



## PLAY BY PLAY

文字比分播报

NED 46 vs 39 GBR

Attendance: 12000

Game Time	NED - Netherlands	Score	Lead	GBR - Great Britain
07:10	15 van OOSTROM E 2-Pts paint made (2 In)	6-0	+6	
07:10				Time out
06:47				15 MATTHEWS C 2 Pts paint missed (2 Out)
06:46				6 STRANGE C Offensive Rebound
06:42				13 SUGDEN L 2-Pts missed (2 out)
06:40	7 OOSTERBAAN R Defensive Rebound			
06:39				15 MATTHEWS C Turnover
06:39	15 van OOSTROM E Foul On			
06:27	4 HUITZING I 2 Pts paint missed (2 Out)			
06:26	4 HUITZING I Offensive Rebound			
06:25	4 HUITZING I Assist			
06:23	15 van OOSTROM E 2-Pts paint made (2 In)	8-0	+8	
06:02				15 MATTHEWS C Player OUT ---->>
06:02				11 FOX J Player IN <<----
05:49				7 FREEMAN H 2-Pts missed (2 out)
05:49				11 FOX J Offensive Rebound
05:48				4 MACLEAN C Player OUT ---->>
05:48				7 FREEMAN H Player IN <<----
05:42	15 van OOSTROM E Personal foul			
05:42				12 TURNER H Foul On
05:32		8-2	+6	7 FREEMAN H 2-Pts paint made (2 In)
05:30				10 WAGER S Assist
05:27				13 SUGDEN L Player OUT ---->>
05:27				12 TURNER H Player IN <<----
05:14	7 OOSTERBAAN R 2-Pts missed (2 out)			
05:12				6 STRANGE C Defensive Rebound
04:57				10 WAGER S 2 Pts paint missed (2 Out)
04:57	Defensive Rebound			
04:57	15 van OOSTROM E Blocked Shot			
04:39	11 KORVER C 2-Pts made (2 In)	10-2	+8	
04:36	4 HUITZING I Assist			
04:13				7 FREEMAN H 2-Pts missed (2 out)
04:12	11 KORVER C Defensive Rebound			
04:04	15 van OOSTROM E 2 Pts paint missed (2 Out)			
04:04				12 TURNER H Defensive Rebound
03:56				7 FREEMAN H Turnover
03:33	7 OOSTERBAAN R 2-Pts missed (2 out)			
03:32				12 TURNER H Defensive Rebound
03:25	4 HUITZING I Personal foul			
03:25				6 STRANGE C Foul On
03:20	6 VISSER J Personal foul			
03:20				11 FOX J Foul On



## PLAY BY PLAY

文字比分播报

NED 46 vs 39 GBR

Attendance: 12000

Game Time	NED - Netherlands	Score	Lead	GBR - Great Britain
03:20	6 VISSER J Player OUT ---->>			
03:20	5 BOEKHOORN P Player IN <<----			
03:10				12 TURNER H 2-Pts missed (2 out)
03:09	7 OOSTERBAAN R Defensive Rebound			
02:52	15 van OOSTROM E Turnover			
02:31		10-4	+6	10 WAGER S 2-Pts paint made (2 In)
02:29				6 STRANGE C Assist
02:04	15 van OOSTROM E 2 Pts paint missed (2 Out)			
02:04				12 TURNER H Defensive Rebound
01:51		10-6	+4	7 FREEMAN H 2-Pts paint made (2 In)
01:33				10 WAGER S Personal foul
01:33	15 van OOSTROM E Foul On			
01:33	Time out			
01:33	15 van OOSTROM E Free Throw missed (1 Out)			
01:33	15 van OOSTROM E Free Throw made (1 In)	11-6	+5	
01:33	15 van OOSTROM E Player OUT ---->>			
01:33	9 GARNIER P Player IN <<----			
01:17		11-8	+3	12 TURNER H 2-Pts paint made (2 In)
01:15				7 FREEMAN H Assist
00:54	4 HUITZING I 2-Pts missed (2 out)			
00:52				12 TURNER H Defensive Rebound
00:41				6 STRANGE C 2-Pts missed (2 out)
00:41	9 GARNIER P Defensive Rebound			
00:25	4 HUITZING I 2-Pts missed (2 out)			
00:25	7 OOSTERBAAN R Offensive Rebound			
00:25				11 FOX J Personal foul
00:25	7 OOSTERBAAN R Foul On			
00:04	9 GARNIER P 2-Pts missed (2 out)			
00:02				12 TURNER H Defensive Rebound
00:01				6 STRANGE C 3-Pts missed (3 Out)

## SECOND QUARTER

### Quarter Starters:

NED 4 HUITZING I                      5 BOEKHOORN P                      7 OOSTERBAAN R                      9 GARNIER P                      11 KORVER C  
GBR 6 STRANGE C                      7 FREEMAN H                      10 WAGER S                      11 FOX J                      12 TURNER H

Game Time	NED - Netherlands	Score	Lead	GBR - Great Britain
10:00	4 HUITZING I Player IN <<----			
10:00	5 BOEKHOORN P Player IN <<----			
10:00	7 OOSTERBAAN R Player IN <<----			
10:00	9 GARNIER P Player IN <<----			
10:00	11 KORVER C Player IN <<----			
10:00				6 STRANGE C Player IN <<----



## PLAY BY PLAY

文字比分播报

NED 46 vs 39 GBR

Attendance: 12000

Game Time	NED - Netherlands	Score	Lead	GBR - Great Britain
10:00				7 FREEMAN H Player IN <<----
10:00				10 WAGER S Player IN <<----
10:00				11 FOX J Player IN <<----
10:00				12 TURNER H Player IN <<----
09:59	Tap off situation, throw-in			
09:48				7 FREEMAN H Personal foul
09:48	9 GARNIER P Foul On			
09:39				11 FOX J Personal foul
09:39	7 OOSTERBAAN R Foul On			
09:22	9 GARNIER P 2-Pts paint made (2 In)	13-8	+5	
09:20	11 KORVER C Assist			
08:53				7 FREEMAN H Turnover
08:35	11 KORVER C 2-Pts made (2 In)	15-8	+7	
08:31	4 HUITZING I Assist			
08:05				12 TURNER H 2-Pts missed (2 out)
08:03	9 GARNIER P Defensive Rebound			
07:53	5 BOEKHOORN P 2-Pts missed (2 out)			
07:53	Offensive Rebound			
07:46	11 KORVER C 2-Pts missed (2 out)			
07:45	7 OOSTERBAAN R Offensive Rebound			
07:42	7 OOSTERBAAN R 2-Pts made (2 In)	17-8	+9	
07:22	9 GARNIER P Personal foul			
07:22				10 WAGER S Foul On
07:22				6 STRANGE C Player OUT ---->>
07:22				7 FREEMAN H Player OUT ---->>
07:22				11 FOX J Player OUT ---->>
07:22				13 SUGDEN L Player IN <<----
07:22				8 WILD A Player IN <<----
07:22				4 MACLEAN C Player IN <<----
07:22		17-9	+8	10 WAGER S Free Throw made (1 In)
07:22		17-10	+7	10 WAGER S Free Throw made (1 In)
07:22	9 GARNIER P Player OUT ---->>			
07:22	15 van OOSTROM E Player IN <<----			
07:22	4 HUITZING I Player OUT ---->>			
07:22	9 GARNIER P Player IN <<----			
06:59	5 BOEKHOORN P 2 Pts paint missed (2 Out)			
06:59				10 WAGER S Defensive Rebound
06:51				13 SUGDEN L Offensive foul
06:51				13 SUGDEN L Turnover
06:51	11 KORVER C Foul On			
06:51	11 KORVER C Steal			
06:46	5 BOEKHOORN P Offensive foul			



## PLAY BY PLAY

文字比分播报

NED 46 vs 39 GBR

Attendance: 12000

Game Time	NED - Netherlands	Score	Lead	GBR - Great Britain
06:46	5 BOEKHOORN P Turnover			
06:46				8 WILD A Foul On
06:46				8 WILD A Steal
06:32				10 WAGER S 2-Pts missed (2 out)
06:31	9 GARNIER P Defensive Rebound			
06:19	15 van OOSTROM E 2 Pts paint missed (2 Out)			
06:19				8 WILD A Defensive Rebound
06:11				13 SUGDEN L Offensive foul
06:11				13 SUGDEN L Turnover
06:11	7 OOSTERBAAN R Foul On			
06:11	7 OOSTERBAAN R Steal			
05:49	9 GARNIER P 2 Pts paint missed (2 Out)			
05:48				13 SUGDEN L Defensive Rebound
05:46	11 KORVER C Personal foul			
05:46				8 WILD A Foul On
05:46				13 SUGDEN L Player OUT ---->>
05:46				6 STRANGE C Player IN <<----
05:28				10 WAGER S 2 Pts paint missed (2 Out)
05:28	9 GARNIER P Defensive Rebound			
05:07	15 van OOSTROM E 2-Pts paint made (2 In)	19-10	+9	
05:06	11 KORVER C Assist			
04:51		19-12	+7	4 MACLEAN C 2-Pts made (2 In)
04:51	5 BOEKHOORN P Personal foul			
04:51				4 MACLEAN C Foul On
04:51				4 MACLEAN C Free Throw missed (1 Out)
04:47				4 MACLEAN C Offensive Rebound
04:39				12 TURNER H Turnover
04:34	5 BOEKHOORN P Player OUT ---->>			
04:34	6 VISSER J Player IN <<----			
04:13	7 OOSTERBAAN R 2-Pts missed (2 out)			
04:12				Defensive Rebound
03:58				4 MACLEAN C 2-Pts missed (2 out)
03:56	7 OOSTERBAAN R Defensive Rebound			
03:41	15 van OOSTROM E 2 Pts paint missed (2 Out)			
03:39				10 WAGER S Defensive Rebound
03:21		19-14	+5	12 TURNER H 2-Pts paint made (2 In)
03:20				4 MACLEAN C Assist
02:59	7 OOSTERBAAN R Turnover			
02:59				4 MACLEAN C Steal
02:48		19-16	+3	12 TURNER H 2-Pts made (2 In)
02:48				6 STRANGE C Assist
02:48	Time out			



## PLAY BY PLAY

文字比分播报

NED 46 vs 39 GBR

Attendance: 12000

Game Time	NED - Netherlands	Score	Lead	GBR - Great Britain
02:48	7 OOSTERBAAN R Player OUT ---->>			
02:48	9 GARNIER P Player OUT ---->>			
02:48	13 VAN BERGEN B Player IN <<----			
02:48	14 VERSLOOT C Player IN <<----			
02:33	13 VAN BERGEN B Offensive foul			
02:33	13 VAN BERGEN B Turnover			
02:33				12 TURNER H Foul On
02:33				12 TURNER H Steal
02:07				12 TURNER H 2-Pts missed (2 out)
02:06	15 van OOSTROM E Defensive Rebound			
01:54	14 VERSLOOT C 2-Pts made (2 In)	21-16	+5	
01:51	11 KORVER C Assist			
01:34	6 VISSER J Personal foul			
01:34				6 STRANGE C Foul On
01:34				12 TURNER H Player OUT ---->>
01:34				7 FREEMAN H Player IN <<----
01:34		21-17	+4	6 STRANGE C Free Throw made (1 In)
01:34				6 STRANGE C Free Throw missed (1 Out)
01:30				10 WAGER S Offensive Rebound
01:16				10 WAGER S Technical foul
01:16	15 van OOSTROM E Free Throw missed (1 Out)			
01:16	15 van OOSTROM E Free Throw missed (1 Out)			
01:16				10 WAGER S Player OUT ---->>
01:16				12 TURNER H Player IN <<----
01:01	14 VERSLOOT C 2-Pts paint made (2 In)	23-17	+6	
00:59	15 van OOSTROM E Assist			
00:38		23-19	+4	4 MACLEAN C 2-Pts made (2 In)
00:19	13 VAN BERGEN B 2-Pts missed (2 out)			
00:19				12 TURNER H Defensive Rebound
00:04				4 MACLEAN C 2 Pts paint missed (2 Out)
00:02				7 FREEMAN H Offensive Rebound
00:02		23-21	+2	7 FREEMAN H 2-Pts paint made (2 In)

### THIRD QUARTER

#### Quarter Starters:

NED 4 HUITZING I      7 OOSTERBAAN R      8 PIETERSE F      11 KORVER C      14 VERSLOOT C  
GBR 6 STRANGE C      12 TURNER H      4 MACLEAN C      8 WILD A      7 FREEMAN H

Game Time	NED - Netherlands	Score	Lead	GBR - Great Britain
10:00	4 HUITZING I Player IN <<----			
10:00	7 OOSTERBAAN R Player IN <<----			
10:00	8 PIETERSE F Player IN <<----			
10:00	11 KORVER C Player IN <<----			



## PLAY BY PLAY

文字比分播报

NED 46 vs 39 GBR

Attendance: 12000

Game Time	NED - Netherlands	Score	Lead	GBR - Great Britain
10:00	14 VERSLOOT C Player IN <<----			
10:00				6 STRANGE C Player IN <<----
10:00				12 TURNER H Player IN <<----
10:00				4 MACLEAN C Player IN <<----
10:00				8 WILD A Player IN <<----
10:00				7 FREEMAN H Player IN <<----
09:55				Tap off situation, throw-in
09:49		23-23	0	12 TURNER H 2-Pts paint made (2 In)
09:48				4 MACLEAN C Assist
09:19	14 VERSLOOT C 2 Pts paint missed (2 Out)			
09:18				12 TURNER H Defensive Rebound
08:55				12 TURNER H 2-Pts missed (2 out)
08:54	4 HUITZING I Defensive Rebound			
08:37	4 HUITZING I 2-Pts missed (2 out)			
08:36				4 MACLEAN C Defensive Rebound
08:30	14 VERSLOOT C Personal foul			
08:30				7 FREEMAN H Foul On
08:19				4 MACLEAN C Turnover
08:19	4 HUITZING I Steal			
08:07				8 WILD A Personal foul
08:07	14 VERSLOOT C Foul On			
08:07	14 VERSLOOT C Free Throw missed (1 Out)			
08:07	14 VERSLOOT C Free Throw missed (1 Out)			
08:05				7 FREEMAN H Defensive Rebound
07:54				6 STRANGE C 2-Pts missed (2 out)
07:53	8 PIETERSE F Defensive Rebound			
07:43	11 KORVER C 2-Pts paint made (2 In)	25-23	+2	
07:41	7 OOSTERBAAN R Assist			
07:28	11 KORVER C Personal foul			
07:28				6 STRANGE C Foul On
07:12				7 FREEMAN H 2-Pts missed (2 out)
07:10	4 HUITZING I Defensive Rebound			
07:02	14 VERSLOOT C Turnover			
06:40				4 MACLEAN C 2-Pts missed (2 out)
06:38	7 OOSTERBAAN R Defensive Rebound			
06:34	4 HUITZING I Offensive foul			
06:34	4 HUITZING I Turnover			
06:34				4 MACLEAN C Foul On
06:34				4 MACLEAN C Steal
06:34				6 STRANGE C Player OUT ---->>
06:34				13 SUGDEN L Player IN <<----
06:15		25-25	0	4 MACLEAN C 2-Pts paint made (2 In)





## PLAY BY PLAY

文字比分播报

NED 46 vs 39 GBR

Attendance: 12000

Game Time	NED - Netherlands	Score	Lead	GBR - Great Britain
06:14				7 FREEMAN H Assist
06:10	7 OOSTERBAAN R Turnover			
06:10				8 WILD A Steal
06:04				4 MACLEAN C 2 Pts paint missed (2 Out)
06:02				4 MACLEAN C Offensive Rebound
05:57		25-27	-2	12 TURNER H 2-Pts made (2 In)
05:55				8 WILD A Assist
05:35	7 OOSTERBAAN R 2-Pts missed (2 out)			
05:34				7 FREEMAN H Defensive Rebound
05:19				12 TURNER H 2-Pts missed (2 out)
05:17	14 VERSLOOT C Defensive Rebound			
05:06	4 HUITZING I Player OUT ---->>			
05:06	15 van OOSTROM E Player IN <<----			
04:59	15 van OOSTROM E 2-Pts paint made (2 In)	27-27	0	
04:58	14 VERSLOOT C Assist			
04:38				4 MACLEAN C 2-Pts missed (2 out)
04:37	14 VERSLOOT C Defensive Rebound			
04:15	14 VERSLOOT C 2-Pts missed (2 out)			
04:14				4 MACLEAN C Defensive Rebound
04:03				7 FREEMAN H Turnover
03:38	15 van OOSTROM E 2-Pts missed (2 out)			
03:37				Defensive Rebound
03:27	8 PIETERSE F Personal foul			
03:27				12 TURNER H Foul On
03:27				12 TURNER H Free Throw missed (1 Out)
03:27		27-28	-1	12 TURNER H Free Throw made (1 In)
03:27	8 PIETERSE F Player OUT ---->>			
03:27	13 VAN BERGEN B Player IN <<----			
03:27				12 TURNER H Player OUT ---->>
03:27				10 WAGER S Player IN <<----
03:08	15 van OOSTROM E 2 Pts paint missed (2 Out)			
03:07				4 MACLEAN C Defensive Rebound
02:59				10 WAGER S Turnover
02:59	15 van OOSTROM E Steal			
02:48	14 VERSLOOT C 2 Pts paint missed (2 Out)			
02:48				13 SUGDEN L Defensive Rebound
02:30				4 MACLEAN C 2-Pts missed (2 out)
02:28				8 WILD A Offensive Rebound
02:13				7 FREEMAN H 2-Pts missed (2 out)
02:11	14 VERSLOOT C Defensive Rebound			
01:57	11 KORVER C 2-Pts paint made (2 In)	29-28	+1	
01:34				13 SUGDEN L 2-Pts missed (2 out)



## PLAY BY PLAY

文字比分播报

NED 46 vs 39 GBR

Attendance: 12000

Game Time	NED - Netherlands	Score	Lead	GBR - Great Britain
01:34	13 VAN BERGEN B Personal foul			
01:34				8 WILD A Foul On
01:34				8 WILD A Offensive Rebound
01:34	13 VAN BERGEN B Player OUT ---->>			
01:34	14 VERSLOOT C Player OUT ---->>			
01:34	4 HUITZING I Player IN <<----			
01:34	6 VISSER J Player IN <<----			
01:34		29-29	0	8 WILD A Free Throw made (1 In)
01:34				8 WILD A Free Throw missed (1 Out)
01:33				7 FREEMAN H Offensive Rebound
01:10				10 WAGER S 2 Pts paint missed (2 Out)
01:10	4 HUITZING I Defensive Rebound			
01:05	11 KORVER C Turnover			
00:48				4 MACLEAN C 2-Pts missed (2 out)
00:47				13 SUGDEN L Offensive Rebound
00:43				13 SUGDEN L 2-Pts missed (2 out)
00:42				Offensive Rebound
00:36				10 WAGER S 2-Pts missed (2 out)
00:32	11 KORVER C Defensive Rebound			
00:20	15 van OOSTROM E 2-Pts missed (2 out)			
00:18				10 WAGER S Defensive Rebound
00:06				13 SUGDEN L 2 Pts paint missed (2 Out)
00:06	15 van OOSTROM E Defensive Rebound			

## FOURTH QUARTER

### Quarter Starters:

NED

GBR

Game Time	NED - Netherlands	Score	Lead	GBR - Great Britain
10:00	4 HUITZING I Player IN <<----			
10:00	6 VISSER J Player IN <<----			
10:00	7 OOSTERBAAN R Player IN <<----			
10:00	11 KORVER C Player IN <<----			
10:00	15 van OOSTROM E Player IN <<----			
10:00				4 MACLEAN C Player IN <<----
10:00				10 WAGER S Player IN <<----
10:00				13 SUGDEN L Player IN <<----
10:00				7 FREEMAN H Player IN <<----
10:00				8 WILD A Player IN <<----
09:56	Tap off situation, throw-in			
09:50	15 van OOSTROM E 2-Pts missed (2 out)			
09:48				7 FREEMAN H Defensive Rebound



## PLAY BY PLAY

文字比分播报

NED 46 vs 39 GBR

Attendance: 12000

Game Time	NED - Netherlands	Score	Lead	GBR - Great Britain
09:33				10 WAGER S 2 Pts paint missed (2 Out)
09:32	11 KORVER C Defensive Rebound			
09:16	15 van OOSTROM E 2 Pts paint missed (2 Out)			
09:16				4 MACLEAN C Defensive Rebound
08:57				10 WAGER S 2 Pts paint missed (2 Out)
08:53	11 KORVER C Defensive Rebound			
08:41				10 WAGER S Personal foul
08:41	15 van OOSTROM E Foul On			
08:31	15 van OOSTROM E 2 Pts paint missed (2 Out)			
08:31				13 SUGDEN L Defensive Rebound
08:31	15 van OOSTROM E Personal foul			
08:31				13 SUGDEN L Foul On
08:12		29-31	-2	10 WAGER S 2-Pts paint made (2 In)
08:10				4 MACLEAN C Assist
07:39	6 VISSER J 2-Pts missed (2 out)			
07:37				7 FREEMAN H Defensive Rebound
07:25				10 WAGER S 2-Pts missed (2 out)
07:23	15 van OOSTROM E Defensive Rebound			
07:12	4 HUITZING I 2-Pts paint made (2 In)	31-31	0	
07:11	11 KORVER C Assist			
06:45		31-33	-2	4 MACLEAN C 2-Pts made (2 In)
06:44				13 SUGDEN L Assist
06:20	15 van OOSTROM E 2-Pts paint made (2 In)	33-33	0	
06:19	11 KORVER C Assist			
06:03		33-35	-2	7 FREEMAN H 2-Pts paint made (2 In)
06:02				4 MACLEAN C Assist
05:43				8 WILD A Steal
05:43	7 OOSTERBAAN R Turnover			
05:37	15 van OOSTROM E Personal foul			
05:37				4 MACLEAN C Foul On
05:37	15 van OOSTROM E Player OUT ---->>			
05:37	9 GARNIER P Player IN <<----			
05:28		33-37	-4	7 FREEMAN H 2-Pts paint made (2 In)
05:27				4 MACLEAN C Assist
05:18				8 WILD A Personal foul
05:18	4 HUITZING I Foul On			
05:18	4 HUITZING I Player OUT ---->>			
05:18	15 van OOSTROM E Player IN <<----			
05:08				4 MACLEAN C Personal foul
05:08	9 GARNIER P Foul On			
05:08	9 GARNIER P Free Throw made (1 In)	34-37	-3	
05:08	9 GARNIER P Free Throw made (1 In)	35-37	-2	



## PLAY BY PLAY

文字比分播报

NED 46 vs 39 GBR

Attendance: 12000

Game Time	NED - Netherlands	Score	Lead	GBR - Great Britain
04:44				13 SUGDEN L 2-Pts missed (2 out)
04:43	15 van OOSTROM E Defensive Rebound			
04:26	15 van OOSTROM E 2-Pts paint made (2 In)	37-37	0	
04:24	9 GARNIER P Assist			
04:07				10 WAGER S 2-Pts missed (2 out)
04:06	9 GARNIER P Defensive Rebound			
04:02	11 KORVER C 2-Pts paint made (2 In)	39-37	+2	
04:02	11 KORVER C Fast Break			
04:02				Time out
03:47		39-39	0	13 SUGDEN L 2-Pts paint made (2 In)
03:45				7 FREEMAN H Assist
03:35	9 GARNIER P Turnover			
03:22				4 MACLEAN C 2-Pts missed (2 out)
03:21	15 van OOSTROM E Defensive Rebound			
02:59	9 GARNIER P 2 Pts paint missed (2 Out)			
02:54	9 GARNIER P Offensive Rebound			
02:54	9 GARNIER P 2-Pts paint made (2 In)	41-39	+2	
02:38				4 MACLEAN C Offensive foul
02:38				4 MACLEAN C Turnover
02:38	9 GARNIER P Foul On			
02:38	9 GARNIER P Steal			
02:26	6 VISSER J Offensive foul			
02:26	6 VISSER J Turnover			
02:20				12 TURNER H Foul On
02:20				12 TURNER H Steal
02:06				12 TURNER H 2-Pts missed (2 out)
02:04	9 GARNIER P Defensive Rebound			
02:00				10 WAGER S Player OUT ---->>
02:00				12 TURNER H Player IN <<----
01:50	11 KORVER C 2-Pts made (2 In)	43-39	+4	
01:50	9 GARNIER P Assist			
01:30				12 TURNER H 2 Pts paint missed (2 Out)
01:30	11 KORVER C Defensive Rebound			
01:30	11 KORVER C Turnover			
01:30				12 TURNER H Steal
01:15	7 OOSTERBAAN R Personal foul			
01:15				7 FREEMAN H Foul On
01:02				7 FREEMAN H 2 Pts paint missed (2 Out)
00:58	9 GARNIER P Defensive Rebound			
00:57	9 GARNIER P Blocked Shot			
00:44	15 van OOSTROM E 2-Pts paint made (2 In)	45-39	+6	
00:44	6 VISSER J Assist			



## PLAY BY PLAY

文字比分播报

**NED 46 vs 39 GBR**

**Attendance: 12000**

Game Time	NED - Netherlands	Score	Lead	GBR - Great Britain
00:44				Time out
00:36				4 MACLEAN C 3-Pts missed (3 Out)
00:28				13 SUGDEN L Offensive Rebound
00:28				12 TURNER H 2-Pts missed (2 out)
00:26	15 van OOSTROM E Defensive Rebound			
00:25				7 FREEMAN H Personal foul
00:25	9 GARNIER P Foul On			
00:25	9 GARNIER P Free Throw made (1 In)	46-39	+7	
00:25	9 GARNIER P Free Throw missed (1 Out)			
00:23				7 FREEMAN H Defensive Rebound
00:14	7 OOSTERBAAN R Personal foul			
00:14				7 FREEMAN H Foul On
00:14				7 FREEMAN H Free Throw missed (1 Out)
00:14				7 FREEMAN H Free Throw missed (1 Out)
00:13	Defensive Rebound			
00:13	Time out			



## RESULTS

比赛成绩

### NED 23 vs 21 GBR

Attendance: 12000

Referee: PAVLOPOULOS Adrianos (GRE)

Commissioner: LOVE Greg (AUS)

Umpires: GOMEZ RUF Antonia (ESP); JIN Zhuo (CHN)

Classifier: PERRIMAN Don (AUS)

		Q1		Q2	
Scoring by 5 min intervals:	NED	8	11	19	23
	GBR	2	8	10	21

#### NED - NETHERLANDS

No.	Name	Sport Class	MIN	Field Goals		2 Points		3 Points		Free Throws		Rebounds			AS	TO	ST	BS	PF	FO	PTS
				M/A	%	M/A	%	M/A	%	M/A	%	OR	DR	TOT							
*4	HUITZING Inge	4.5	12:38	1/5	20	1/5	20					1		1	3				1		2
*6	VISSER Jitske	1.0	11:14										1	1					2		0
*7	OOSTERBAAN Roos	1.5	17:12	1/4	25	1/4	25					2	3	5	1	1	2			3	2
*11	KORVER Cher	2.5	20:00	2/4	50	2/4	50					1	1	4	1	1			1	1	4
*15	van OOSTROM Elsbeth	4.5	15:49	4/8	50	4/8	50			1/4	25	2	2	2	1	1	1	1	1	3	9
5	BOEKHOORN Patries	1.0	08:46	0/2	0	0/2	0									1			2		0
8	PIETERSE Fleur	2.5	00:00																		0
9	GARNIER Petra (C)	4.5	08:45	1/3	33	1/3	33						4	4					1	1	2
10	RAMAEKERS Brenda	4.5	00:00																		0
12	BRAAM Sandra	1.0	00:00																		0
13	VAN BERGEN Barbara	2.0	02:48	0/1	0	0/1	0								1				1		0
14	VERSLOOT Carina	3.0	02:48	2/2	100	2/2	100														4
Team/Coach																					
<b>Totals</b>				11/29	38	11/29	38			1/4	25	4	12	16	9	4	4	1	9	8	23
<b>Coach</b>		LANSINK ROTGERINK Yvonne																			
<b>Assistant Coach</b>		van de BUNTE Kees																			

#### GBR - GREAT BRITAIN

No.	Name	Sport Class	MIN	Field Goals		2 Points		3 Points		Free Throws		Rebounds			AS	TO	ST	BS	PF	FO	PTS
				M/A	%	M/A	%	M/A	%	M/A	%	OR	DR	TOT							
*4	MACLEAN Caroline	2.0	11:34	2/4	50	2/4	50			0/1	0	1	1	2	1	1	1			1	4
*6	STRANGE Clare	1.5	18:24	0/4	0	0/3	0	0/1	0	1/2	50	1	1	2	2					2	1
*10	WAGER Sally	3.0	18:44	1/5	20	1/5	20			2/2	100	1	2	3	1				2	1	4
*13	SUGDEN Louise	2.0	06:09	0/1	0	0/1	0					1	1	2		4			3		0
*15	MATTHEWS Caroline (C)	4.5	03:58	0/2	0	0/2	0					1	1	2		1					0
5	HARPER Joanne	1.0	00:00																		0
7	FREEMAN Helen	4.0	10:00	3/5	60	3/5	60					1		1	1	2			1		6
8	WILD Ann	2.0	07:22										1	1			1			2	0
9	JOHNSON Paula	2.5	00:00																		0
11	FOX Jill	1.5	08:40									1		1					2	1	0
12	TURNER Helen	4.0	15:09	3/6	50	3/6	50						6	6		1	1			2	6
14	McDONALD Pauline	2.5	00:00																		0
Team/Coach																					
<b>Totals</b>				9/27	33	9/26	35	0/1	0	3/5	60	7	14	21	5	9	3		8	9	21
<b>Coach</b>		PEEL Garry																			
<b>Assistant Coach</b>		BHANIA Haj Singh FODEN Mathew																			

	NED	GBR
Points from Turnovers	10	4
Points in the Paint	12	12
Second Chance Points	6	4
Fast Break Points	0	0

	NED	GBR
Biggest Lead	9	0
Biggest Scoring Run	8-0(8-0)	6-0(19-16)
Lead Changes	1	
Times Tied	0	

#### Legend:

%	Shooting Percentage	(C)	Captain	*	Starters	AS	Assists
BS	Blocked Shots	DR	Defensive Rebounds	FO	Fouls On	M/A	Made/Attempts
MIN	Minutes Played	OR	Offensive Rebounds	PF	Fouls	PTS	Points
Qx	Quarter Time	ST	Steals	TO	Turnovers	TOT	Total Rebounds



## RESULTS

比赛成绩

### NED 46 vs 39 GBR

Attendance: 12000

Referee: PAVLOPOULOS Adrianos (GRE)

Commissioner: LOVE Greg (AUS)

Umpires: GOMEZ RUF Antonia (ESP); JIN Zhuo (CHN)

Classifier: PERRIMAN Don (AUS)

		Q1		Q2		Q3		Q4	
Scoring by 5 min intervals:	NED	8	11	19	23	25	29	35	46
	GBR	2	8	10	21	27	29	37	39

#### NED - NETHERLANDS

No.	Name	Sport Class	MIN	Field Goals		2 Points		3 Points		Free Throws		Rebounds			AS	TO	ST	BS	PF	FO	PTS
				M/A	%	M/A	%	M/A	%	M/A	%	OR	DR	TOT							
*4	HUITZING Inge	4.5	23:48	2/7	29	2/7	29					1	3	4	3	1	1		2	1	4
*6	VISSER Jitske	1.0	22:48	0/1	0	0/1	0						1	1	1	1			3		0
*7	OOSTERBAAN Roos	1.5	37:12	1/5	20	1/5	20					2	4	6	2	3	2		2	3	2
*11	KORVER Cher	2.5	40:00	6/8	75	6/8	75					5	5	6	2	1			2	1	12
*15	van OOSTROM Elsbeth	4.5	30:36	8/18	44	8/18	44			1/4	25	7	7	1	1	2	1	3	4	17	
5	BOEKHOORN Patries	1.0	08:46	0/2	0	0/2	0											2		0	
8	PIETERSE Fleur	2.5	06:33									1	1					1		0	
9	GARNIER Petra (C)	4.5	14:22	2/5	40	2/5	40			3/4	75	1	7	8	2	1	1	1	1	4	7
10	RAMAEKERS Brenda	4.5	00:00																	0	
12	BRAAM Sandra	1.0	00:00																	0	
13	VAN BERGEN Barbara	2.0	04:41	0/1	0	0/1	0									1			2	0	
14	VERSLOOT Carina	3.0	11:14	2/5	40	2/5	40			0/2	0	3	3	1	1			1	1	4	
Team/Coach																					
<b>Totals</b>				21/52	40	21/52	40			4/10	40	5	33	38	16	12	7	2	19	14	46
<b>Coach</b>		LANSINK ROTGERINK Yvonne																			
<b>Assistant Coach</b>		van de BUNTE Kees																			

#### GBR - GREAT BRITAIN

No.	Name	Sport Class	MIN	Field Goals		2 Points		3 Points		Free Throws		Rebounds			AS	TO	ST	BS	PF	FO	PTS
				M/A	%	M/A	%	M/A	%	M/A	%	OR	DR	TOT							
*4	MACLEAN Caroline	2.0	31:34	4/13	31	4/12	33	0/1	0	0/1	0	2	5	7	5	3	2		2	3	8
*6	STRANGE Clare	1.5	21:50	0/5	0	0/4	0	0/1	0	1/2	50	1	1	2	2				3	1	
*10	WAGER Sally	3.0	30:11	2/12	17	2/12	17			2/2	100	1	3	4	1	1		3	1	6	
*13	SUGDEN Louise	2.0	22:43	1/6	17	1/6	17					3	3	6	1	4		3	1	2	
*15	MATTHEWS Caroline (C)	4.5	03:58	0/2	0	0/2	0					1	1	2		1				0	
5	HARPER Joanne	1.0	00:00																	0	
7	FREEMAN Helen	4.0	30:00	5/10	50	5/10	50			0/2	0	2	5	7	3	3		2	3	10	
8	WILD Ann	2.0	27:22							1/2	50	2	1	3	1		3	2	3	1	
9	JOHNSON Paula	2.5	00:00																	0	
11	FOX Jill	1.5	08:40									1		1				2	1	0	
12	TURNER Helen	4.0	23:42	5/13	38	5/13	38			1/2	50		7	7		1	3		4	11	
14	McDONALD Pauline	2.5	00:00																	0	
Team/Coach																					
<b>Totals</b>				17/61	28	17/59	29	0/2	0	5/11	45	14	28	42	13	13	8		14	19	39
<b>Coach</b>		PEEL Garry																			
<b>Assistant Coach</b>		BHANIA Haj Singh FODEN Mathew																			

	NED	GBR
Points from Turnovers	10	8
Points in the Paint	30	24
Second Chance Points	8	6
Fast Break Points	0	0

	NED	GBR
Biggest Lead	9	4
Biggest Scoring Run	8-0(8-0)	6-0(19-16)
Lead Changes	5	
Times Tied	8	

#### Legend:

%	Shooting Percentage	(C)	Captain	*	Starters	AS	Assists
BS	Blocked Shots	DR	Defensive Rebounds	FO	Fouls On	M/A	Made/Attempts
MIN	Minutes Played	OR	Offensive Rebounds	OTx	Overtime	PF	Fouls
PTS	Points	Qx	Quarter Time	ST	Steals	TO	Turnovers
TOT	Total Rebounds						



## START LIST

首发名单

### USA - CHN

**Referee:** SAUNDERS Charles David (RSA)  
**Umpires:** MARQUES Rui David (BRA); OTTO Jorg-Ulrich (GER)

**Commissioner:** de KNOCK Luc D H M (BEL)  
**Classifier:** MACKAY Kenneth (GBR)

#### USA - United States of America

No.	Name	Pos	Age	Sport Class	Current Games Statistics						
					PPG	FG%	3FG%	FT%	RPG	APG	MPG (GP)
4	MURRAY Becca	G	18	2.5	4.0	64		50	0.8	1.5	13:40 (4)
5	CISNEROS Patty (C)	G	30	2.0	4.0	38		0	3.3	1.8	26:35 (4)
6	HOSKINS Emily	G	25	1.0	1.3	50		50	0.5		13:43 (4)
7	RUDELL Jen	G	30	4.5	11.0	37	0	73	4.8	0.8	20:37 (4)
8	SCHNEIDER Natalie	F	25	4.5	5.5	45		50	4.0		15:00 (2)
9	NICHOLS Alana	G	25	2.5	4.3	38		25	0.8	0.8	13:15 (4)
10	WHEELER Stephanie	G	27	2.0	7.5	42		40	4.0	2.0	28:08 (4)
11	CASTLE Sarah	G	24	2.5	5.0	50		0	3.0		23:27 (2)
12	RIPP Christina	G	28	2.5	6.5	31	0	59	3.5	4.0	21:36 (4)
13	GONZALES Loraine	F	30	4.0	5.5	37		33	6.0	1.3	17:13 (4)
14	MILFORD Mary Allison	G	22	1.0	1.0	25			1.5	1.5	17:32 (2)
15	HOFFMAN Carlee	F	22	4.0	7.0	44	0	67	2.5	0.5	17:09 (4)
Team			25.5		56.8	40	0	52	30.3	13.3	
<b>Coach</b>		LYKINS Ronald									
<b>Assistant Coach</b>		SIKORA John					TAYLOR Robert				

USA Played		
PR	GER	42-38
PR	AUS	61-42
PR	GBR	56-31
PR	BRA	68-38

#### CHN - China

No.	Name	Pos	Age	Sport Class	Current Games Statistics						
					PPG	FG%	3FG%	FT%	RPG	APG	MPG (GP)
4	ZHANG Santao (C)	C	41	4.0	4.3	27	0	25	4.7	2.0	17:24 (3)
5	GU Li	C	26	4.5	0.0						00:00 (0)
6	HAO Wenhua	C	19	4.0	5.0	29		50	6.0		15:28 (1)
7	FU Yongqing	C	29	4.0	12.5	38		18	14.0	1.3	36:57 (4)
8	YANG Chao	C	22	4.0	4.0	26	0	40	3.0	1.3	22:40 (4)
9	PENG Fengling	F	23	4.0	0.0						00:00 (0)
10	CHEN Damei	F	21	3.0	4.5	40	25	25	2.0	2.3	19:39 (4)
11	CHEN Qjurong	G	25	1.0	4.0	38		0	1.5	1.5	27:43 (4)
12	LIU Mihuan	G	25	1.5	5.8	43		30	2.8	2.5	36:44 (4)
13	LI Yanhua	G	25	1.5	5.0	50		100	0.7	0.7	20:42 (3)
14	CAO Qiuping	F	29	3.0	5.5	39		0	5.3	1.8	20:27 (4)
15	ZHENG Donghuai	F	26	2.5	0.0						03:04 (2)
Team			25.9		44.5	37	9	26	34.0	12.5	
<b>Coach</b>		LIU Tiehua									
<b>Assistant Coach</b>		ZHANG Chunling									

CHN Played		
PR	JPN	46-49
PR	MEX	53-37
PR	CAN	44-62
PR	NED	35-51

**Legend:**

3FG%	3 Field Goals %	APG	Assists per Game	C	Centre	F	Forward
FG%	Field Goals %	FT%	Free Throws %	G	Guard	GP	Games Played
MPG	Minutes Played per Game	Pos	Playing Position	PPG	Points per Game	PR	Preliminary Round
RPG	Rebounds per Game						





## START LIST

首发名单

### USA - CHN

**Referee:** SAUNDERS Charles David (RSA)  
**Umpires:** MARQUES Rui David (BRA); OTTO Jorg-Ulrich (GER)

**Commissioner:** de KNOCK Luc D H M (BEL)  
**Classifier:** MACKAY Kenneth (GBR)

#### USA - United States of America

No.	Name	Pos	Age	Sport Class	Current Games Statistics						
					PPG	FG%	3FG%	FT%	RPG	APG	MPG (GP)
4	MURRAY Becca	G	18	2.5	4.0	64		50	0.8	1.5	13:40 (4)
5	CISNEROS Patty (C)	G	30	2.0	4.0	38		0	3.3	1.8	26:35 (4)
6	HOSKINS Emily	G	25	1.0	1.3	50		50	0.5		13:43 (4)
7	RUDELL Jen	G	30	4.5	11.0	37	0	73	4.8	0.8	20:37 (4)
8	SCHNEIDER Natalie	F	25	4.5	5.5	45		50	4.0		15:00 (2)
9	NICHOLS Alana	G	25	2.5	4.3	38		25	0.8	0.8	13:15 (4)
10	WHEELER Stephanie	G	27	2.0	7.5	42		40	4.0	2.0	28:08 (4)
11	CASTLE Sarah	G	24	2.5	5.0	50		0	3.0		23:27 (2)
12	RIPP Christina	G	28	2.5	6.5	31	0	59	3.5	4.0	21:36 (4)
13	GONZALES Loraine	F	30	4.0	5.5	37		33	6.0	1.3	17:13 (4)
14	MILFORD Mary Allison	G	22	1.0	1.0	25			1.5	1.5	17:32 (2)
15	HOFFMAN Carlee	F	22	4.0	7.0	44	0	67	2.5	0.5	17:09 (4)
Team			25.5		56.8	40	0	52	30.3	13.3	
<b>Coach</b>		LYKINS Ronald									
<b>Assistant Coach</b>		SIKORA John					TAYLOR Robert				

USA Played		
PR	GER	42-38
PR	AUS	61-42
PR	GBR	56-31
PR	BRA	68-38

#### CHN - China

No.	Name	Pos	Age	Sport Class	Current Games Statistics						
					PPG	FG%	3FG%	FT%	RPG	APG	MPG (GP)
4	ZHANG Santao (C)	C	41	4.0	4.3	27	0	25	4.7	2.0	17:24 (3)
5	GU Li	C	26	4.5	0.0						00:00 (0)
6	HAO Wenhua	C	19	4.0	5.0	29		50	6.0		15:28 (1)
7	FU Yongqing	C	29	4.0	12.5	38		18	14.0	1.3	36:57 (4)
8	YANG Chao	C	22	4.0	4.0	26	0	40	3.0	1.3	22:40 (4)
9	PENG Fengling	F	23	4.0	0.0						00:00 (0)
10	CHEN Damei	F	21	3.0	4.5	40	25	25	2.0	2.3	19:39 (4)
11	CHEN Qjurong	G	25	1.0	4.0	38		0	1.5	1.5	27:43 (4)
12	LIU Mihuan	G	25	1.5	5.8	43		30	2.8	2.5	36:44 (4)
13	LI Yanhua	G	25	1.5	5.0	50		100	0.7	0.7	20:42 (3)
14	CAO Qiuping	F	29	3.0	5.5	39		0	5.3	1.8	20:27 (4)
15	ZHENG Donghuai	F	26	2.5	0.0						03:04 (2)
Team			25.9		44.5	37	9	26	34.0	12.5	
<b>Coach</b>		LIU Tiehua									
<b>Assistant Coach</b>		ZHANG Chunling									

CHN Played		
PR	JPN	46-49
PR	MEX	53-37
PR	CAN	44-62
PR	NED	35-51

**Legend:**

3FG%	3 Field Goals %	APG	Assists per Game	C	Centre	F	Forward
FG%	Field Goals %	FT%	Free Throws %	G	Guard	GP	Games Played
MPG	Minutes Played per Game	Pos	Playing Position	PPG	Points per Game	PR	Preliminary Round
RPG	Rebounds per Game						



## PLAY BY PLAY

文字比分播报

USA 42 vs 12 CHN

Attendance: 8854

		Q1		Q2	
Scoring by 5 min intervals:	USA	12	24	32	42
	CHN	2	6	8	12

### FIRST QUARTER

#### Quarter Starters:

USA 5 CISNEROS P      6 HOSKINS E      7 RUDELL J      10 WHEELER S      13 GONZALES L  
CHN 7 FU Y      9 PENG F      12 LIU M      13 LI Y      14 CAO Q

Game Time	USA - United States	Score	Lead	CHN - China
10:00	5 CISNEROS P Player IN <<----			
10:00	6 HOSKINS E Player IN <<----			
10:00	7 RUDELL J Player IN <<----			
10:00	10 WHEELER S Player IN <<----			
10:00	13 GONZALES L Player IN <<----			
10:00				7 FU Y Player IN <<----
10:00				9 PENG F Player IN <<----
10:00				12 LIU M Player IN <<----
10:00				13 LI Y Player IN <<----
10:00				14 CAO Q Player IN <<----
10:00	13 GONZALES L Tap off won			9 PENG F Tap off lost
09:35	7 RUDELL J 3-Pts made (3 In)	3-0	+3	
09:33	5 CISNEROS P Assist			
09:17		3-2	+1	9 PENG F 2-Pts paint made (2 In)
09:16				9 PENG F Fast Break
09:02	10 WHEELER S 2 Pts paint missed (2 Out)			
09:00				7 FU Y Defensive Rebound
08:49	6 HOSKINS E Personal foul			
08:49				9 PENG F Foul On
08:41				13 LI Y 2-Pts missed (2 out)
08:38	7 RUDELL J Defensive Rebound			
08:33	5 CISNEROS P 2 Pts paint missed (2 Out)			
08:32				14 CAO Q Defensive Rebound
08:12	5 CISNEROS P Steal			
08:12				13 LI Y Turnover
08:02	5 CISNEROS P Turnover			
07:51				13 LI Y 2 Pts paint missed (2 Out)
07:49	5 CISNEROS P Defensive Rebound			
07:42	7 RUDELL J Turnover			
07:29				13 LI Y 2 Pts paint missed (2 Out)
07:26	5 CISNEROS P Defensive Rebound			
07:17				9 PENG F Steal
07:17	6 HOSKINS E Turnover			
07:17	7 RUDELL J Steal			



## PLAY BY PLAY

文字比分播报

USA 42 vs 12 CHN

Attendance: 8854

Game Time	USA - United States	Score	Lead	CHN - China
07:17				9 PENG F Turnover
06:48				9 PENG F Personal foul
06:48	7 RUDELL J Foul On			
06:48	7 RUDELL J Free Throw made (1 In)	4-2	+2	
06:48	7 RUDELL J Free Throw missed (1 Out)			
06:44	13 GONZALES L Offensive Rebound			
06:44	13 GONZALES L 2 Pts paint missed (2 Out)			
06:42	13 GONZALES L Offensive Rebound			
06:42	13 GONZALES L 2 Pts paint missed (2 Out)			
06:39	13 GONZALES L Offensive Rebound			
06:39	13 GONZALES L 2-Pts paint made (2 In)	6-2	+4	
06:21	5 CISNEROS P Steal			
06:21				14 CAO Q Turnover
06:05	7 RUDELL J 2-Pts paint made (2 In)	8-2	+6	
05:52				7 FU Y Turnover
05:38	7 RUDELL J 2-Pts paint made (2 In)	10-2	+8	
05:37	5 CISNEROS P Assist			
05:30	6 HOSKINS E Personal foul			
05:30				12 LIU M Foul On
05:30	6 HOSKINS E Player OUT ---->>			
05:30	14 MILFORD MA Player IN <<----			
05:21	13 GONZALES L Steal			
05:21				13 LI Y Turnover
05:17	5 CISNEROS P 2-Pts paint made (2 In)	12-2	+10	
05:15	5 CISNEROS P Fast Break			
04:52				12 LIU M 2 Pts paint missed (2 Out)
04:50	14 MILFORD MA Defensive Rebound			
04:38	7 RUDELL J 2-Pts missed (2 out)			
04:38	13 GONZALES L Offensive Rebound			
04:38	13 GONZALES L 2-Pts paint made (2 In)	14-2	+12	
04:38				Time out
04:34	7 RUDELL J Steal			
04:34				14 CAO Q Turnover
04:30	7 RUDELL J 2 Pts paint missed (2 Out)			
04:29				13 LI Y Defensive Rebound
04:23				9 PENG F Offensive foul
04:23				9 PENG F Turnover
04:23	10 WHEELER S Foul On			
04:23	10 WHEELER S Steal			
04:11	13 GONZALES L 2-Pts made (2 In)	16-2	+14	
03:50		16-4	+12	13 LI Y 2-Pts paint made (2 In)
03:49				7 FU Y Assist



## PLAY BY PLAY

文字比分播报

USA 42 vs 12 CHN

Attendance: 8854

Game Time	USA - United States	Score	Lead	CHN - China
03:20	7 RUDELL J 2-Pts missed (2 out)			
03:19				7 FU Y Defensive Rebound
03:13	7 RUDELL J Steal			
03:13				12 LIU M Turnover
03:13	7 RUDELL J Turnover			
02:58				14 CAO Q 2-Pts missed (2 out)
02:58	Defensive Rebound			
02:44	7 RUDELL J Offensive foul			
02:44	7 RUDELL J Turnover			
02:44				14 CAO Q Foul On
02:44				14 CAO Q Steal
02:30		16-6	+10	7 FU Y 2-Pts made (2 In)
02:17				9 PENG F Personal foul
02:17	10 WHEELER S Foul On			
02:12	13 GONZALES L 2-Pts missed (2 out)			
02:10				7 FU Y Defensive Rebound
02:00				14 CAO Q 2-Pts missed (2 out)
01:59	Defensive Rebound			
01:44	13 GONZALES L 2-Pts paint made (2 In)	18-6	+12	
01:43	10 WHEELER S Assist			
01:28				13 LI Y 2-Pts missed (2 out)
01:28	Defensive Rebound			
01:09	10 WHEELER S 2 Pts paint missed (2 Out)			
01:08	13 GONZALES L Offensive Rebound			
01:08	13 GONZALES L 2-Pts paint made (2 In)	20-6	+14	
00:51				7 FU Y 2-Pts missed (2 out)
00:48	13 GONZALES L Defensive Rebound			
00:34	10 WHEELER S 2-Pts paint made (2 In)	22-6	+16	
00:33	7 RUDELL J Assist			
00:13				9 PENG F 2 Pts paint missed (2 Out)
00:12	5 CISNEROS P Defensive Rebound			
00:02	7 RUDELL J 2-Pts paint made (2 In)	24-6	+18	
00:01	5 CISNEROS P Assist			

## SECOND QUARTER

### Quarter Starters:

USA 4 MURRAY B      9 NICHOLS A      11 CASTLE S      12 RIPP C      15 HOFFMAN C  
CHN 7 FU Y      9 PENG F      10 CHEN D      12 LIU M      13 LI Y

Game Time	USA - United States	Score	Lead	CHN - China
10:00				6 HAO W Player IN <<----
10:00				7 FU Y Player IN <<----
10:00				10 CHEN D Player IN <<----



## PLAY BY PLAY

文字比分播报

USA 42 vs 12 CHN

Attendance: 8854

Game Time	USA - United States	Score	Lead	CHN - China
10:00				7 FU Y Player OUT ---->>
10:00				9 PENG F Player IN <<----
10:00				12 LIU M Player IN <<----
10:00				13 LI Y Player IN <<----
10:00				6 HAO W Player OUT ---->>
10:00				7 FU Y Player IN <<----
10:00	4 MURRAY B Player IN <<----			
10:00	9 NICHOLS A Player IN <<----			
10:00	11 CASTLE S Player IN <<----			
10:00	12 RIPP C Player IN <<----			
10:00	15 HOFFMAN C Player IN <<----			
09:59	Tap off situation, throw-in			
09:50	9 NICHOLS A 2-Pts paint made (2 In)	26-6	+20	
09:50	15 HOFFMAN C Assist			
09:26				7 FU Y 2-Pts missed (2 out)
09:24				9 PENG F Offensive Rebound
09:24		26-8	+18	9 PENG F 2-Pts paint made (2 In)
09:03	15 HOFFMAN C 2 Pts paint missed (2 Out)			
09:02				7 FU Y Defensive Rebound
08:55				10 CHEN D Turnover
08:41	12 RIPP C 2 Pts paint missed (2 Out)			
08:40				9 PENG F Defensive Rebound
08:31				12 LIU M Turnover
08:19	9 NICHOLS A 2 Pts paint missed (2 Out)			
08:18				7 FU Y Defensive Rebound
08:12	9 NICHOLS A Steal			
08:12				12 LIU M Turnover
07:51	15 HOFFMAN C 2-Pts made (2 In)	28-8	+20	
07:49	11 CASTLE S Assist			
07:35	12 RIPP C Steal			
07:35				9 PENG F Turnover
07:28	12 RIPP C 2-Pts paint made (2 In)	30-8	+22	
07:14	12 RIPP C Fast Break			
07:06	12 RIPP C Personal foul			
07:06				9 PENG F Foul On
06:50				9 PENG F 2 Pts paint missed (2 Out)
06:48	12 RIPP C Defensive Rebound			
06:40	11 CASTLE S 2-Pts made (2 In)	32-8	+24	
06:38	12 RIPP C Assist			
06:19				10 CHEN D Turnover
05:58				13 LI Y Personal foul
05:58	12 RIPP C Foul On			



## PLAY BY PLAY

文字比分播报

USA 42 vs 12 CHN

Attendance: 8854

Game Time	USA - United States	Score	Lead	CHN - China
05:54	12 RIPP C 2 Pts paint missed (2 Out)			
05:52				12 LIU M Defensive Rebound
05:37	12 RIPP C Steal			
05:37				7 FU Y Turnover
05:36				13 LI Y Personal foul
05:36	11 CASTLE S Foul On			
05:10	4 MURRAY B 2 Pts paint missed (2 Out)			
05:06	12 RIPP C Offensive Rebound			
05:03	12 RIPP C 2 Pts paint missed (2 Out)			
05:01				10 CHEN D Defensive Rebound
04:49				10 CHEN D 2-Pts missed (2 out)
04:47	9 NICHOLS A Defensive Rebound			
04:30	11 CASTLE S 2-Pts missed (2 out)			
04:29				7 FU Y Defensive Rebound
04:11		32-10	+22	7 FU Y 2-Pts paint made (2 In)
04:11				9 PENG F Assist
04:11	Time out			
03:46	12 RIPP C 2-Pts missed (2 out)			
03:44				7 FU Y Defensive Rebound
03:30	12 RIPP C Foul On			
03:30				13 LI Y Offensive foul
03:30				13 LI Y Turnover
03:30	12 RIPP C Steal			
03:16	15 HOFFMAN C 2-Pts paint made (2 In)	34-10	+24	
02:56				7 FU Y 2-Pts missed (2 out)
02:52	9 NICHOLS A Defensive Rebound			
02:43	11 CASTLE S 2-Pts paint made (2 In)	36-10	+26	
02:41	15 HOFFMAN C Assist			
02:25				7 FU Y 2 Pts paint missed (2 Out)
02:25				9 PENG F Offensive Rebound
02:25	9 NICHOLS A Personal foul			
02:25				9 PENG F Foul On
02:25				12 LIU M Turnover
02:18				7 FU Y Personal foul
02:18	12 RIPP C Foul On			
02:18	12 RIPP C Free Throw made (1 In)	37-10	+27	
02:16	12 RIPP C Free Throw missed (1 Out)			
02:13	15 HOFFMAN C Offensive Rebound			
02:13	15 HOFFMAN C 2 Pts paint missed (2 Out)			
02:10	4 MURRAY B Offensive Rebound			
02:04	15 HOFFMAN C Turnover			
02:04				7 FU Y Steal



## PLAY BY PLAY

文字比分播报

USA 42 vs 12 CHN

Attendance: 8854

Game Time	USA - United States	Score	Lead	CHN - China
01:46		37-12	+25	7 FU Y 2-Pts made (2 In)
01:45				10 CHEN D Assist
01:12	4 MURRAY B 2-Pts made (2 In)	39-12	+27	
01:11	11 CASTLE S Assist			
00:46				12 LIU M 2-Pts missed (2 out)
00:46	Defensive Rebound			
00:33				7 FU Y Personal foul
00:33	12 RIPP C Foul On			
00:33	12 RIPP C Free Throw made (1 In)	40-12	+28	
00:33	12 RIPP C Free Throw missed (1 Out)			
00:29	12 RIPP C Offensive Rebound			
00:29	15 HOFFMAN C Turnover			
00:29	9 NICHOLS A Steal			
00:29				12 LIU M Turnover
00:03	15 HOFFMAN C 2-Pts paint made (2 In)	42-12	+30	
00:01	9 NICHOLS A Assist			



## PLAY BY PLAY

文字比分播报

USA 75 vs 31 CHN

Attendance: 8854

Scoring by 5 min intervals:		Q1		Q2		Q3		Q4	
USA		12	24	32	42	50	60	60	75
CHN		2	6	8	12	20	23	25	31

### FIRST QUARTER

#### Quarter Starters:

USA 5 CISNEROS P      6 HOSKINS E      7 RUDELL J      10 WHEELER S      13 GONZALES L  
CHN 7 FU Y      9 PENG F      12 LIU M      13 LI Y      14 CAO Q

Game Time	USA - United States	Score	Lead	CHN - China
10:00	5 CISNEROS P Player IN <<----			
10:00	6 HOSKINS E Player IN <<----			
10:00	7 RUDELL J Player IN <<----			
10:00	10 WHEELER S Player IN <<----			
10:00	13 GONZALES L Player IN <<----			
10:00				7 FU Y Player IN <<----
10:00				9 PENG F Player IN <<----
10:00				12 LIU M Player IN <<----
10:00				13 LI Y Player IN <<----
10:00				14 CAO Q Player IN <<----
10:00	13 GONZALES L Tap off won			9 PENG F Tap off lost
09:35	7 RUDELL J 3-Pts made (3 In)	3-0	+3	
09:33	5 CISNEROS P Assist			
09:17		3-2	+1	9 PENG F 2-Pts paint made (2 In)
09:16				9 PENG F Fast Break
09:02	10 WHEELER S 2 Pts paint missed (2 Out)			
09:00				7 FU Y Defensive Rebound
08:49	6 HOSKINS E Personal foul			
08:49				9 PENG F Foul On
08:41				13 LI Y 2-Pts missed (2 out)
08:38	7 RUDELL J Defensive Rebound			
08:33	5 CISNEROS P 2 Pts paint missed (2 Out)			
08:32				14 CAO Q Defensive Rebound
08:12	5 CISNEROS P Steal			
08:12				13 LI Y Turnover
08:02	5 CISNEROS P Turnover			
07:51				13 LI Y 2 Pts paint missed (2 Out)
07:49	5 CISNEROS P Defensive Rebound			
07:42	7 RUDELL J Turnover			
07:29				13 LI Y 2 Pts paint missed (2 Out)
07:26	5 CISNEROS P Defensive Rebound			
07:17				9 PENG F Steal
07:17	6 HOSKINS E Turnover			
07:17	7 RUDELL J Steal			





## PLAY BY PLAY

文字比分播报

USA 75 vs 31 CHN

Attendance: 8854

Game Time	USA - United States	Score	Lead	CHN - China
07:17				9 PENG F Turnover
06:48				9 PENG F Personal foul
06:48	7 RUDELL J Foul On			
06:48	7 RUDELL J Free Throw made (1 In)	4-2	+2	
06:48	7 RUDELL J Free Throw missed (1 Out)			
06:44	13 GONZALES L Offensive Rebound			
06:44	13 GONZALES L 2 Pts paint missed (2 Out)			
06:42	13 GONZALES L Offensive Rebound			
06:42	13 GONZALES L 2 Pts paint missed (2 Out)			
06:39	13 GONZALES L Offensive Rebound			
06:39	13 GONZALES L 2-Pts paint made (2 In)	6-2	+4	
06:21	5 CISNEROS P Steal			
06:21				14 CAO Q Turnover
06:05	7 RUDELL J 2-Pts paint made (2 In)	8-2	+6	
05:52				7 FU Y Turnover
05:38	7 RUDELL J 2-Pts paint made (2 In)	10-2	+8	
05:37	5 CISNEROS P Assist			
05:30	6 HOSKINS E Personal foul			
05:30				12 LIU M Foul On
05:30	6 HOSKINS E Player OUT ---->>			
05:30	14 MILFORD MA Player IN <<----			
05:21	13 GONZALES L Steal			
05:21				13 LI Y Turnover
05:17	5 CISNEROS P 2-Pts paint made (2 In)	12-2	+10	
05:15	5 CISNEROS P Fast Break			
04:52				12 LIU M 2 Pts paint missed (2 Out)
04:50	14 MILFORD MA Defensive Rebound			
04:38	7 RUDELL J 2-Pts missed (2 out)			
04:38	13 GONZALES L Offensive Rebound			
04:38	13 GONZALES L 2-Pts paint made (2 In)	14-2	+12	
04:38				Time out
04:34	7 RUDELL J Steal			
04:34				14 CAO Q Turnover
04:30	7 RUDELL J 2 Pts paint missed (2 Out)			
04:29				13 LI Y Defensive Rebound
04:23				9 PENG F Offensive foul
04:23				9 PENG F Turnover
04:23	10 WHEELER S Foul On			
04:23	10 WHEELER S Steal			
04:11	13 GONZALES L 2-Pts made (2 In)	16-2	+14	
03:50		16-4	+12	13 LI Y 2-Pts paint made (2 In)
03:49				7 FU Y Assist



## PLAY BY PLAY

文字比分播报

USA 75 vs 31 CHN

Attendance: 8854

Game Time	USA - United States	Score	Lead	CHN - China
03:20	7 RUDELL J 2-Pts missed (2 out)			
03:19				7 FU Y Defensive Rebound
03:13	7 RUDELL J Steal			
03:13				12 LIU M Turnover
03:13	7 RUDELL J Turnover			
02:58				14 CAO Q 2-Pts missed (2 out)
02:58	Defensive Rebound			
02:44	7 RUDELL J Offensive foul			
02:44	7 RUDELL J Turnover			
02:44				14 CAO Q Foul On
02:44				14 CAO Q Steal
02:30		16-6	+10	7 FU Y 2-Pts made (2 In)
02:17				9 PENG F Personal foul
02:17	10 WHEELER S Foul On			
02:12	13 GONZALES L 2-Pts missed (2 out)			
02:10				7 FU Y Defensive Rebound
02:00				14 CAO Q 2-Pts missed (2 out)
01:59	Defensive Rebound			
01:44	13 GONZALES L 2-Pts paint made (2 In)	18-6	+12	
01:43	10 WHEELER S Assist			
01:28				13 LI Y 2-Pts missed (2 out)
01:28	Defensive Rebound			
01:09	10 WHEELER S 2 Pts paint missed (2 Out)			
01:08	13 GONZALES L Offensive Rebound			
01:08	13 GONZALES L 2-Pts paint made (2 In)	20-6	+14	
00:51				7 FU Y 2-Pts missed (2 out)
00:48	13 GONZALES L Defensive Rebound			
00:34	10 WHEELER S 2-Pts paint made (2 In)	22-6	+16	
00:33	7 RUDELL J Assist			
00:13				9 PENG F 2 Pts paint missed (2 Out)
00:12	5 CISNEROS P Defensive Rebound			
00:02	7 RUDELL J 2-Pts paint made (2 In)	24-6	+18	
00:01	5 CISNEROS P Assist			

## SECOND QUARTER

### Quarter Starters:

USA 4 MURRAY B      9 NICHOLS A      11 CASTLE S      12 RIPP C      15 HOFFMAN C  
CHN 7 FU Y      9 PENG F      10 CHEN D      12 LIU M      13 LI Y

Game Time	USA - United States	Score	Lead	CHN - China
10:00				6 HAO W Player IN <<----
10:00				7 FU Y Player IN <<----
10:00				10 CHEN D Player IN <<----



## PLAY BY PLAY

文字比分播报

USA 75 vs 31 CHN

Attendance: 8854

Game Time	USA - United States	Score	Lead	CHN - China
10:00				7 FU Y Player OUT ---->>
10:00				9 PENG F Player IN <<----
10:00				12 LIU M Player IN <<----
10:00				13 LI Y Player IN <<----
10:00				6 HAO W Player OUT ---->>
10:00				7 FU Y Player IN <<----
10:00	4 MURRAY B Player IN <<----			
10:00	9 NICHOLS A Player IN <<----			
10:00	11 CASTLE S Player IN <<----			
10:00	12 RIPP C Player IN <<----			
10:00	15 HOFFMAN C Player IN <<----			
09:59	Tap off situation, throw-in			
09:50	9 NICHOLS A 2-Pts paint made (2 In)	26-6	+20	
09:50	15 HOFFMAN C Assist			
09:26				7 FU Y 2-Pts missed (2 out)
09:24				9 PENG F Offensive Rebound
09:24		26-8	+18	9 PENG F 2-Pts paint made (2 In)
09:03	15 HOFFMAN C 2 Pts paint missed (2 Out)			
09:02				7 FU Y Defensive Rebound
08:55				10 CHEN D Turnover
08:41	12 RIPP C 2 Pts paint missed (2 Out)			
08:40				9 PENG F Defensive Rebound
08:31				12 LIU M Turnover
08:19	9 NICHOLS A 2 Pts paint missed (2 Out)			
08:18				7 FU Y Defensive Rebound
08:12	9 NICHOLS A Steal			
08:12				12 LIU M Turnover
07:51	15 HOFFMAN C 2-Pts made (2 In)	28-8	+20	
07:49	11 CASTLE S Assist			
07:35	12 RIPP C Steal			
07:35				9 PENG F Turnover
07:28	12 RIPP C 2-Pts paint made (2 In)	30-8	+22	
07:14	12 RIPP C Fast Break			
07:06	12 RIPP C Personal foul			
07:06				9 PENG F Foul On
06:50				9 PENG F 2 Pts paint missed (2 Out)
06:48	12 RIPP C Defensive Rebound			
06:40	11 CASTLE S 2-Pts made (2 In)	32-8	+24	
06:38	12 RIPP C Assist			
06:19				10 CHEN D Turnover
05:58				13 LI Y Personal foul
05:58	12 RIPP C Foul On			



## PLAY BY PLAY

文字比分播报

USA 75 vs 31 CHN

Attendance: 8854

Game Time	USA - United States	Score	Lead	CHN - China
05:54	12 RIPP C 2 Pts paint missed (2 Out)			
05:52				12 LIU M Defensive Rebound
05:37	12 RIPP C Steal			
05:37				7 FU Y Turnover
05:36				13 LI Y Personal foul
05:36	11 CASTLE S Foul On			
05:10	4 MURRAY B 2 Pts paint missed (2 Out)			
05:06	12 RIPP C Offensive Rebound			
05:03	12 RIPP C 2 Pts paint missed (2 Out)			
05:01				10 CHEN D Defensive Rebound
04:49				10 CHEN D 2-Pts missed (2 out)
04:47	9 NICHOLS A Defensive Rebound			
04:30	11 CASTLE S 2-Pts missed (2 out)			
04:29				7 FU Y Defensive Rebound
04:11		32-10	+22	7 FU Y 2-Pts paint made (2 In)
04:11				9 PENG F Assist
04:11	Time out			
03:46	12 RIPP C 2-Pts missed (2 out)			
03:44				7 FU Y Defensive Rebound
03:30	12 RIPP C Foul On			
03:30				13 LI Y Offensive foul
03:30				13 LI Y Turnover
03:30	12 RIPP C Steal			
03:16	15 HOFFMAN C 2-Pts paint made (2 In)	34-10	+24	
02:56				7 FU Y 2-Pts missed (2 out)
02:52	9 NICHOLS A Defensive Rebound			
02:43	11 CASTLE S 2-Pts paint made (2 In)	36-10	+26	
02:41	15 HOFFMAN C Assist			
02:25				7 FU Y 2 Pts paint missed (2 Out)
02:25				9 PENG F Offensive Rebound
02:25	9 NICHOLS A Personal foul			
02:25				9 PENG F Foul On
02:25				12 LIU M Turnover
02:18				7 FU Y Personal foul
02:18	12 RIPP C Foul On			
02:18	12 RIPP C Free Throw made (1 In)	37-10	+27	
02:16	12 RIPP C Free Throw missed (1 Out)			
02:13	15 HOFFMAN C Offensive Rebound			
02:13	15 HOFFMAN C 2 Pts paint missed (2 Out)			
02:10	4 MURRAY B Offensive Rebound			
02:04	15 HOFFMAN C Turnover			
02:04				7 FU Y Steal



## PLAY BY PLAY

文字比分播报

USA 75 vs 31 CHN

Attendance: 8854

Game Time	USA - United States	Score	Lead	CHN - China
01:46		37-12	+25	7 FU Y 2-Pts made (2 In)
01:45				10 CHEN D Assist
01:12	4 MURRAY B 2-Pts made (2 In)	39-12	+27	
01:11	11 CASTLE S Assist			
00:46				12 LIU M 2-Pts missed (2 out)
00:46	Defensive Rebound			
00:33				7 FU Y Personal foul
00:33	12 RIPP C Foul On			
00:33	12 RIPP C Free Throw made (1 In)	40-12	+28	
00:33	12 RIPP C Free Throw missed (1 Out)			
00:29	12 RIPP C Offensive Rebound			
00:29	15 HOFFMAN C Turnover			
00:29	9 NICHOLS A Steal			
00:29				12 LIU M Turnover
00:03	15 HOFFMAN C 2-Pts paint made (2 In)	42-12	+30	
00:01	9 NICHOLS A Assist			

## THIRD QUARTER

### Quarter Starters:

USA 4 MURRAY B                      6 HOSKINS E                      10 WHEELER S                      13 GONZALES L                      8 SCHNEIDER N  
CHN 9 PENG F                      10 CHEN D                      11 CHEN Q                      14 CAO Q                      15 ZHENG D

Game Time	USA - United States	Score	Lead	CHN - China
10:00				9 PENG F Player IN <<----
10:00				10 CHEN D Player IN <<----
10:00				11 CHEN Q Player IN <<----
10:00				14 CAO Q Player IN <<----
10:00				15 ZHENG D Player IN <<----
10:00	4 MURRAY B Player IN <<----			
10:00	6 HOSKINS E Player IN <<----			
10:00	10 WHEELER S Player IN <<----			
10:00	13 GONZALES L Player IN <<----			
10:00	8 SCHNEIDER N Player IN <<----			
09:58				Tap off situation, throw-in
09:41		42-14	+28	14 CAO Q 2-Pts paint made (2 In)
09:09	13 GONZALES L 2-Pts made (2 In)	44-14	+30	
09:08	10 WHEELER S Assist			
09:08	6 HOSKINS E Foul On			
09:08				10 CHEN D Offensive foul
09:08				10 CHEN D Turnover
09:08	6 HOSKINS E Steal			
09:01	8 SCHNEIDER N 2-Pts made (2 In)	46-14	+32	
09:00	10 WHEELER S Assist			



## PLAY BY PLAY

文字比分播报

USA 75 vs 31 CHN

Attendance: 8854

Game Time	USA - United States	Score	Lead	CHN - China
08:37				15 ZHENG D 2-Pts missed (2 out)
08:35	13 GONZALES L Defensive Rebound			
08:20	4 MURRAY B 2 Pts paint missed (2 Out)			
08:19	4 MURRAY B Offensive Rebound			
08:16	4 MURRAY B Assist			
08:15	8 SCHNEIDER N 2-Pts paint made (2 In)	48-14	+34	
07:58				11 CHEN Q 2 Pts paint missed (2 Out)
07:56	13 GONZALES L Defensive Rebound			
07:35	10 WHEELER S 2-Pts missed (2 out)			
07:32				11 CHEN Q Defensive Rebound
07:19		48-16	+32	11 CHEN Q 2-Pts paint made (2 In)
07:18				14 CAO Q Assist
06:50	13 GONZALES L 2-Pts missed (2 out)			
06:48				14 CAO Q Defensive Rebound
06:42	6 HOSKINS E Personal foul			
06:42				14 CAO Q Foul On
06:30				14 CAO Q 2 Pts paint missed (2 Out)
06:30				Offensive Rebound
06:22	13 GONZALES L Personal foul			
06:22				14 CAO Q Foul On
06:13		48-18	+30	14 CAO Q 2-Pts paint made (2 In)
06:11				9 PENG F Assist
05:49	8 SCHNEIDER N 2-Pts made (2 In)	50-18	+32	
05:48	10 WHEELER S Assist			
05:22		50-20	+30	10 CHEN D 2-Pts paint made (2 In)
05:19				14 CAO Q Assist
04:54	13 GONZALES L 2-Pts made (2 In)	52-20	+32	
04:53	10 WHEELER S Assist			
04:36				15 ZHENG D 2-Pts missed (2 out)
04:34	10 WHEELER S Defensive Rebound			
04:21	10 WHEELER S 2 Pts paint missed (2 Out)			
04:20				11 CHEN Q Defensive Rebound
04:08		52-22	+30	14 CAO Q 2-Pts paint made (2 In)
04:07				9 PENG F Assist
03:48				9 PENG F Personal foul
03:48	10 WHEELER S Foul On			
03:48	6 HOSKINS E Player OUT ---->>			
03:48	14 MILFORD MA Player IN <<----			
03:48	10 WHEELER S Free Throw missed (1 Out)			
03:48	10 WHEELER S Free Throw made (1 In)	53-22	+31	
03:48	10 WHEELER S Player OUT ---->>			
03:48	5 CISNEROS P Player IN <<----			



## PLAY BY PLAY

文字比分播报

USA 75 vs 31 CHN

Attendance: 8854

Game Time	USA - United States	Score	Lead	CHN - China
03:28				9 PENG F 2 Pts paint missed (2 Out)
03:26	8 SCHNEIDER N Blocked Shot			
03:23	4 MURRAY B Defensive Rebound			
03:12	13 GONZALES L 2-Pts paint made (2 In)	55-22	+33	
03:11	14 MILFORD MA Assist			
02:49				14 CAO Q 2-Pts missed (2 out)
02:48	4 MURRAY B Defensive Rebound			
02:28	13 GONZALES L 2-Pts made (2 In)	57-22	+35	
02:00	13 GONZALES L Steal			
02:00				15 ZHENG D Turnover
01:39	4 MURRAY B 2-Pts missed (2 out)			
01:38				14 CAO Q Defensive Rebound
01:20				10 CHEN D 2-Pts missed (2 out)
01:20	13 GONZALES L Defensive Rebound			
01:04	13 GONZALES L 2-Pts paint made (2 In)	59-22	+37	
01:04	13 GONZALES L Foul On			
01:04				9 PENG F Personal foul
01:04				9 PENG F Player OUT ---->>
01:04				7 FU Y Player IN <<----
01:04	13 GONZALES L Free Throw made (1 In)	60-22	+38	
00:43				7 FU Y 2-Pts missed (2 out)
00:43				14 CAO Q Offensive Rebound
00:43	13 GONZALES L Personal foul			
00:43				14 CAO Q Foul On
00:43				14 CAO Q Free Throw missed (1 Out)
00:42				14 CAO Q Free Throw missed (1 Out)
00:40	4 MURRAY B Defensive Rebound			
00:35				11 CHEN Q Steal
00:35	4 MURRAY B Turnover			
00:24				7 FU Y 2 Pts paint missed (2 Out)
00:24				10 CHEN D Offensive Rebound
00:24	13 GONZALES L Personal foul			
00:24				10 CHEN D Foul On
00:24				10 CHEN D Free Throw missed (1 Out)
00:24		60-23	+37	10 CHEN D Free Throw made (1 In)
00:05	5 CISNEROS P 2 Pts paint missed (2 Out)			
00:03	13 GONZALES L Offensive Rebound			
00:03	13 GONZALES L 2 Pts paint missed (2 Out)			
00:02	8 SCHNEIDER N Offensive Rebound			
00:01	8 SCHNEIDER N 2 Pts paint missed (2 Out)			
00:01				7 FU Y Defensive Rebound

### FOURTH QUARTER

#### Quarter Starters:

USA

CHN



## PLAY BY PLAY

文字比分播报

USA 75 vs 31 CHN

Attendance: 8854

Game Time	USA - United States	Score	Lead	CHN - China
10:00	5 CISNEROS P Player IN <<----			
10:00	8 SCHNEIDER N Player IN <<----			
10:00	9 NICHOLS A Player IN <<----			
10:00	15 HOFFMAN C Player IN <<----			
10:00				7 FU Y Player IN <<----
10:00				10 CHEN D Player IN <<----
10:00				11 CHEN Q Player IN <<----
10:00				14 CAO Q Player IN <<----
10:00				15 ZHENG D Player IN <<----
10:00	14 MILFORD MA Player IN <<----			
09:51	Tap off situation, throw-in			
09:38	15 HOFFMAN C 2 Pts paint missed (2 Out)			
09:35				7 FU Y Defensive Rebound
09:23	8 SCHNEIDER N Steal			
09:23				15 ZHENG D Turnover
09:04	8 SCHNEIDER N 2-Pts missed (2 out)			
09:03				11 CHEN Q Defensive Rebound
08:50	Defensive Rebound			11 CHEN Q 2-Pts missed (2 out)
08:30	15 HOFFMAN C 2-Pts missed (2 out)			
08:28				15 ZHENG D Defensive Rebound
08:13		60-25	+35	7 FU Y 2-Pts paint made (2 In)
08:11				14 CAO Q Assist
07:51				15 ZHENG D Personal foul
07:51	5 CISNEROS P Foul On			
07:43	8 SCHNEIDER N 2-Pts missed (2 out)			
07:43				7 FU Y Defensive Rebound
07:34	14 MILFORD MA Personal foul			
07:34				7 FU Y Foul On
07:22				7 FU Y 2 Pts paint missed (2 Out)
07:18				15 ZHENG D Offensive Rebound
07:15				15 ZHENG D Turnover
06:51	8 SCHNEIDER N 2-Pts missed (2 out)			
06:49				15 ZHENG D Defensive Rebound
06:49				14 CAO Q Offensive foul
06:49				14 CAO Q Turnover
06:49	15 HOFFMAN C Foul On			
06:49	15 HOFFMAN C Steal			
06:49	15 HOFFMAN C Player OUT ---->>			
06:49	12 RIPP C Player IN <<----			
06:35				14 CAO Q Personal foul
06:35	8 SCHNEIDER N Foul On			





## PLAY BY PLAY

文字比分播报

USA 75 vs 31 CHN

Attendance: 8854

Game Time	USA - United States	Score	Lead	CHN - China
06:17	12 RIPP C 2-Pts missed (2 out)			
06:16				10 CHEN D Defensive Rebound
05:53				7 FU Y 2 Pts paint missed (2 Out)
05:52	8 SCHNEIDER N Defensive Rebound			
05:26	12 RIPP C 2-Pts missed (2 out)			
05:26				Defensive Rebound
05:07	8 SCHNEIDER N Player OUT ---->>			
05:07	9 NICHOLS A Player OUT ---->>			
05:07	14 MILFORD MA Player OUT ---->>			
05:07	7 RUDELL J Player IN <<----			
05:07	6 HOSKINS E Player IN <<----			
05:07	10 WHEELER S Player IN <<----			
05:07	8 SCHNEIDER N Personal foul			
05:07				11 CHEN Q Foul On
04:44		60-27	+33	7 FU Y 2-Pts made (2 In)
04:43				11 CHEN Q Assist
04:31	12 RIPP C 2-Pts paint made (2 In)	62-27	+35	
04:29	7 RUDELL J Assist			
04:12				15 ZHENG D 3-Pts missed (3 Out)
04:08	7 RUDELL J Defensive Rebound			
03:57	7 RUDELL J 2-Pts paint made (2 In)	64-27	+37	
03:55	5 CISNEROS P Assist			
03:39	7 RUDELL J Steal			
03:39				11 CHEN Q Turnover
03:24	7 RUDELL J 2-Pts paint made (2 In)	66-27	+39	
03:24	5 CISNEROS P Assist			
03:10				10 CHEN D 2-Pts missed (2 out)
03:08	7 RUDELL J Defensive Rebound			
02:56	12 RIPP C 2-Pts paint made (2 In)	68-27	+41	
02:53	5 CISNEROS P Assist			
02:39				14 CAO Q 2-Pts missed (2 out)
02:37	7 RUDELL J Defensive Rebound			
02:13	7 RUDELL J 3-Pts missed (3 Out)			
02:10	12 RIPP C Offensive Rebound			
02:06	5 CISNEROS P 2-Pts missed (2 out)			
02:04				7 FU Y Defensive Rebound
01:50				7 FU Y 2-Pts missed (2 out)
01:48				11 CHEN Q Offensive Rebound
01:46				11 CHEN Q 2 Pts paint missed (2 Out)
01:44	7 RUDELL J Defensive Rebound			
01:35				7 FU Y Personal foul
01:35	12 RIPP C Foul On			



## PLAY BY PLAY

文字比分播报

USA 75 vs 31 CHN

Attendance: 8854

Game Time	USA - United States	Score	Lead	CHN - China
01:35	12 RIPP C Free Throw missed (1 Out)			
01:35	12 RIPP C Free Throw made (1 In)	69-27	+42	
01:16		69-29	+40	7 FU Y 2-Pts paint made (2 In)
01:05	7 RUDELL J 2-Pts paint made (2 In)	71-29	+42	
01:05	5 CISNEROS P Assist			
00:49				15 ZHENG D Turnover
00:49	12 RIPP C Steal			
00:42	6 HOSKINS E 2-Pts paint made (2 In)	73-29	+44	
00:35	12 RIPP C Assist			
00:15				14 CAO Q 2 Pts paint missed (2 Out)
00:13				7 FU Y Offensive Rebound
00:13				7 FU Y 2 Pts paint missed (2 Out)
00:12	5 CISNEROS P Blocked Shot			
00:12				15 ZHENG D Offensive Rebound
00:12	5 CISNEROS P Personal foul			
00:12				15 ZHENG D Foul On
00:12				15 ZHENG D Free Throw missed (1 Out)
00:12				15 ZHENG D Free Throw missed (1 Out)
00:10	10 WHEELER S Defensive Rebound			
00:10	10 WHEELER S Foul On			
00:10				15 ZHENG D Personal foul
00:10	10 WHEELER S Free Throw made (1 In)	74-29	+45	
00:10	10 WHEELER S Free Throw made (1 In)	75-29	+46	
00:04		75-31	+44	10 CHEN D 2-Pts paint made (2 In)
00:04				14 CAO Q Assist



## RESULTS

比赛成绩

### USA 42 vs 12 CHN

Attendance: 8854

Referee: SAUNDERS Charles David (RSA)

Commissioner: de KNOCK Luc D H M (BEL)

Umpires: MARQUES Rui David (BRA); OTTO Jorg-Ulrich (GER)

Classifier: MACKAY Kenneth (GBR)

		Q1		Q2	
Scoring by 5 min intervals:	USA	12	24	32	42
	CHN	2	6	8	12

#### USA - UNITED STATES of AMERICA

No.	Name	Sport Class	MIN	Field Goals		2 Points		3 Points		Free Throws		Rebounds			AS	TO	ST	BS	PF	FO	PTS
				M/A	%	M/A	%	M/A	%	M/A	%	OR	DR	TOT							
*5	CISNEROS Patty (C)	2.0	10:00	1/2	50	1/2	50						3	3	3	1	2				2
*6	HOSKINS Emily	1.0	04:30												1				2		0
*7	RUDELLE Jen	4.5	10:00	4/7	57	3/6	50	1/1	100	1/2	50		1	1	1	3	3		1	1	10
*10	WHEELER Stephanie	2.0	10:00	1/3	33	1/3	33								1		1			2	2
*13	GONZALES Loraine	4.0	10:00	5/8	63	5/8	63					5	1	6			1				10
4	MURRAY Becca	2.5	10:00	1/2	50	1/2	50					1		1							2
8	SCHNEIDER Natalie	4.5	00:00																		0
9	NICHOLS Alana	2.5	10:00	1/2	50	1/2	50						2	2	1		2		1		2
11	CASTLE Sarah	2.5	10:00	2/3	67	2/3	67								2					1	4
12	RIPP Christina	2.5	10:00	1/5	20	1/5	20			2/4	50	2	1	3	1		3		1	4	4
14	MILFORD Mary Allison	1.0	05:30										1	1							0
15	HOFFMAN Carlee	4.0	10:00	3/5	60	3/5	60					1		1	2	2					6
Team/Coach																					
<b>Totals</b>				19/37	51	18/36	50	1/1	100	3/6	50	9	13	22	11	7	12		5	8	42
<b>Coach</b>		LYKINS Ronald																			
<b>Assistant Coach</b>		SIKORA John TAYLOR Robert																			

#### CHN - CHINA

No.	Name	Sport Class	MIN	Field Goals		2 Points		3 Points		Free Throws		Rebounds			AS	TO	ST	BS	PF	FO	PTS
				M/A	%	M/A	%	M/A	%	M/A	%	OR	DR	TOT							
*7	FU Yongqing	4.0	20:00	3/7	43	3/7	43						7	7	1	2	1		2		6
*9	PENG Fengling	4.0	20:00	2/4	50	2/4	50					2	1	3	1	3	1		3	3	4
*12	LIU Mihuan	1.5	20:00	0/2	0	0/2	0						1	1		5			1		0
*13	LI Yanhua	1.5	20:00	1/5	20	1/5	20						1	1		3			3		2
*14	CAO Qiuping	3.0	10:00	0/2	0	0/2	0						1	1		2	1			1	0
4	ZHANG Santao (C)	4.0	00:00																		0
5	GU Li	4.5	00:00																		0
6	HAO Wenhua	4.0	00:00																		0
8	YANG Chao	4.0	00:00																		0
10	CHEN Damei	3.0	10:00	0/1	0	0/1	0						1	1	1	2					0
11	CHEN Qiurong	1.0	00:00																		0
15	ZHENG Donghui	2.5	00:00																		0
Team/Coach																					
<b>Totals</b>				6/21	29	6/21	29					2	12	14	3	17	3		8	5	12
<b>Coach</b>		LIU Tiehua																			
<b>Assistant Coach</b>		ZHANG Chunling																			

	USA	CHN
Points from Turnovers	16	4
Points in the Paint	28	8
Second Chance Points	10	2
Fast Break Points	0	0

	USA	CHN
Biggest Lead	30	0
Biggest Scoring Run	13-0(16-2)	4-0(16-6)
Lead Changes	1	
Times Tied	0	

#### Legend:

%	Shooting Percentage	(C)	Captain	*	Starters	AS	Assists
BS	Blocked Shots	DR	Defensive Rebounds	FO	Fouls On	M/A	Made/Attempts
MIN	Minutes Played	OR	Offensive Rebounds	PF	Fouls	PTS	Points
Qx	Quarter Time	ST	Steals	TO	Turnovers	TOT	Total Rebounds



## RESULTS

比赛成绩

### USA 75 vs 31 CHN

Attendance: 8854

Referee: SAUNDERS Charles David (RSA)

Commissioner: de KNOCK Luc D H M (BEL)

Umpires: MARQUES Rui David (BRA); OTTO Jorg-Ulrich (GER)

Classifier: MACKAY Kenneth (GBR)

		Q1		Q2		Q3		Q4	
Scoring by 5 min intervals:	USA	12	24	32	42	50	60	60	75
	CHN	2	6	8	12	20	23	25	31

#### USA - UNITED STATES of AMERICA

No.	Name	Sport Class	MIN	Field Goals		2 Points		3 Points		Free Throws		Rebounds			AS	TO	ST	BS	PF	FO	PTS
				M/A	%	M/A	%	M/A	%	M/A	%	OR	DR	TOT							
*5	CISNEROS Patty (C)	2.0	23:48	1/4	25	1/4	25						3	3	7	1	2	1	1	1	2
*6	HOSKINS Emily	1.0	15:49	1/1	100	1/1	100									1	1		3	1	2
*7	RUDELL Jen	4.5	15:07	7/11	64	6/9	67	1/2	50	1/2	50		5	5	2	3	4		1	1	16
*10	WHEELER Stephanie	2.0	21:19	1/5	20	1/5	20			3/4	75		2	2	5		1			4	5
*13	GONZALES Loraine	4.0	20:00	10/15	67	10/15	67			1/1	100		6	4	10		2		3	1	21
4	MURRAY Becca	2.5	20:00	1/4	25	1/4	25						2	3	5	1	1				2
8	SCHNEIDER Natalie	4.5	14:53	3/7	43	3/7	43						1	1	2		1	1	1	1	6
9	NICHOLS Alana	2.5	14:53	1/2	50	1/2	50						2	2	1		2		1		2
11	CASTLE Sarah	2.5	10:00	2/3	67	2/3	67								2					1	4
12	RIPP Christina	2.5	16:49	3/9	33	3/9	33			3/6	50		3	1	4	2	4		1	5	9
14	MILFORD Mary Allison	1.0	14:11										1	1	1				1		0
15	HOFFMAN Carlee	4.0	13:11	3/7	43	3/7	43						1		1	2	2	1		1	6
Team/Coach																					
<b>Totals</b>				33/68	49	32/66	48	1/2	50	8/13	62	13	27	40	23	8	18	2	12	16	75
<b>Coach</b>		LYKINS Ronald																			
<b>Assistant Coach</b>		SIKORA John TAYLOR Robert																			

#### CHN - CHINA

No.	Name	Sport Class	MIN	Field Goals		2 Points		3 Points		Free Throws		Rebounds			AS	TO	ST	BS	PF	FO	PTS	
				M/A	%	M/A	%	M/A	%	M/A	%	OR	DR	TOT								
*7	FU Yongqing	4.0	31:04	6/16	38	6/16	38					1	11	12	1	2	1		3	1	12	
*9	PENG Fengling	4.0	28:56	2/5	40	2/5	40					2	1	3	3	3	1		5	3	4	
*12	LIU Mihuan	1.5	20:00	0/2	0	0/2	0						1	1		5				1	0	
*13	LI Yanhua	1.5	20:00	1/5	20	1/5	20						1	1		3			3		2	
*14	CAO Qiuping	3.0	30:00	3/9	33	3/9	33			0/2	0	1	3	4	4	3	1		2	4	6	
4	ZHANG Santao (C)	4.0	00:00																		0	
5	GU Li	4.5	00:00																		0	
6	HAO Wenhua	4.0	00:00																		0	
8	YANG Chao	4.0	00:00																		0	
10	CHEN Damei	3.0	30:00	2/5	40	2/5	40			1/2	50	1	2	3	1	3			1	1	5	
11	CHEN Qiurong	1.0	20:00	1/4	25	1/4	25					1	3	4	1	1	1			1	2	
15	ZHENG Donghui	2.5	20:00	0/3	0	0/2	0	0/1	0	0/2	0	2	2	4		4			2	1	0	
Team/Coach																						
<b>Totals</b>				15/49	31	15/48	31	0/1	0	1/6	17	9	25	34	10	24	4			16	12	31
<b>Coach</b>		LIU Tiehua																				
<b>Assistant Coach</b>		ZHANG Chunling																				

	USA	CHN
Points from Turnovers	22	5
Points in the Paint	46	24
Second Chance Points	12	5
Fast Break Points	0	0

	USA	CHN
Biggest Lead	46	0
Biggest Scoring Run	13-0(16-2)	5-0(60-27)
Lead Changes	1	
Times Tied	0	

#### Legend:

%	Shooting Percentage	(C)	Captain	*	Starters	AS	Assists
BS	Blocked Shots	DR	Defensive Rebounds	FO	Fouls On	M/A	Made/Attempts
MIN	Minutes Played	OR	Offensive Rebounds	OTx	Overtime	PF	Fouls
PTS	Points	Qx	Quarter Time	ST	Steals	TO	Turnovers
TOT	Total Rebounds						



## START LIST

首发名单

### CAN - AUS

**Referee:** URUNUELA Juan Manuel (ESP)  
**Umpires:** PURSGLOVE Ian Robert (GBR); KINDERVATER Max (GER)

**Commissioner:** REHLING Detlef Klaus (GER)  
**Classifier:** TSUNEMI Hiroshi (JPN)

#### CAN - Canada

No.	Name	Pos	Age	Sport Class	Current Games Statistics						
					PPG	FG%	3FG%	FT%	RPG	APG	MPG (GP)
4	KREMPIEN Jennifer	G	33	1.0	3.3	55		50	1.8	0.5	32:51 (4)
5	McLACHLAN Janet	C	31	4.5	8.0	56	0	67	5.0	0.3	11:32 (4)
6	OHAMA Kendra	G	43	2.5	5.0	45	0	100	0.5	1.3	18:21 (4)
7	OUELLET Cindy	F	19	3.5	5.5	46	0	0	2.5	2.0	13:51 (4)
8	FERGUSON Tracey	F	34	3.0	1.0	14			1.0		11:10 (2)
9	BENOIT Chantal (C)	F	47	3.5	9.0	42	0	19	3.5	2.8	19:51 (4)
10	HARNOCK Katie	G	25	2.5	7.3	50	100		2.8	1.0	20:07 (4)
11	PETTINICCHI Sabrina	G	36	1.5	4.0	23	0	0	4.0	2.0	28:10 (3)
12	FRANKS Lisa	G	26	1.0	0.8	33		50	0.8		14:03 (4)
13	RADKE Lori	F	42	4.5	3.8	50	0	20	4.8	1.8	12:44 (4)
14	THOMAS Misty	C	44	4.5	13.0	37	13	65	10.0	2.5	22:36 (4)
15	FESER Tara	C	28	4.5	2.0	33	0		2.3	0.5	07:18 (4)
Team			34.0		61.0	42	11	40	37.3	14.0	
<b>Coach</b>		FRICK Tim									
<b>Assistant Coach</b>		NICHOLSON Patricia					JOHNSON Bill				

CAN Played		
PR	NED	59-32
PR	JPN	52-55
PR	CHN	62-44
PR	MEX	71-38

#### AUS - Australia

No.	Name	Pos	Age	Sport Class	Current Games Statistics						
					PPG	FG%	3FG%	FT%	RPG	APG	MPG (GP)
4	DOMASCHENZ Melanie	G	24	1.0	0.0	0			0.5		11:47 (4)
5	CRISPIN Cobi	F	19	4.0	14.0	59	0	44	5.8	0.8	19:12 (4)
6	KEAN Bridie	F	21	4.0	0.7	33			1.0		05:59 (3)
7	HALL Melanie	G	31	2.5	1.5	60			0.5	0.3	03:52 (4)
8	McKENZIE Tina	F	34	3.0	1.0	33			2.0	0.5	08:28 (4)
9	TESCH Liesl (C)	F	39	4.0	11.0	50	0	22	9.0	1.8	25:25 (4)
10	BURZYNSKI Clare	G	22	1.0	1.0	100			3.3	0.5	28:46 (4)
11	GAUCI Kylie	G	23	2.0	8.3	34	0	23	3.8	4.5	35:35 (4)
12	CHAPLIN Shelley	F	24	3.5	7.5	36		50	3.5	0.5	23:45 (4)
13	STEWART Sarah	F	32	3.0	6.0	33		33	3.8	0.5	24:59 (4)
14	HILL Katie	G	24	3.0	2.5	33	0		0.8	0.5	09:04 (4)
15	O'KELLY-KENNEDY K	C	22	4.0	5.0	21		100	3.5		09:14 (2)
Team			26.3		55.8	41	0	39	35.3	9.8	
<b>Coach</b>		HEWSON Gerry									
<b>Assistant Coach</b>		HEWISH Mark									

AUS Played		
PR	GBR	59-30
PR	BRA	66-30
PR	USA	42-61
PR	GER	56-64

Legend:							
3FG%	3 Field Goals %	APG	Assists per Game	C	Centre	F	Forward
FG%	Field Goals %	FT%	Free Throws %	G	Guard	GP	Games Played
MPG	Minutes Played per Game	Pos	Playing Position	PPG	Points per Game	PR	Preliminary Round
RPG	Rebounds per Game						



## PLAY BY PLAY

文字比分播报

CAN 27 vs 28 AUS

Attendance: 0

		Q1		Q2	
Scoring by 5 min intervals:	CAN	2	10	19	27
	AUS	8	14	18	28

### FIRST QUARTER

#### Quarter Starters:

**CAN** 4 KREMPIEN J      8 FERGUSON T      9 BENOIT C      11 PETTINICCHI S      14 THOMAS M  
**AUS** 9 TESCH L      10 BURZYNSKI C      11 GAUCI K      12 CHAPLIN S      13 STEWART S

Game Time	CAN - Canada	Score	Lead	AUS - Australia
10:00	4 KREMPIEN J Player IN <<<<<<			
10:00	8 FERGUSON T Player IN <<<<<<			
10:00	9 BENOIT C Player IN <<<<<<			
10:00	11 PETTINICCHI S Player IN <<<<<<			
10:00	14 THOMAS M Player IN <<<<<<			
10:00				9 TESCH L Player IN <<<<<<
10:00				10 BURZYNSKI C Player IN <<<<<<
10:00				11 GAUCI K Player IN <<<<<<
10:00				12 CHAPLIN S Player IN <<<<<<
10:00				13 STEWART S Player IN <<<<<<
10:00	14 THOMAS M Tap off lost			9 TESCH L Tap off won
09:46				11 GAUCI K 2 Pts paint missed (2 Out)
09:41	14 THOMAS M Defensive Rebound			
09:34	9 BENOIT C 2-Pts missed (2 out)			
09:32				10 BURZYNSKI C Defensive Rebound
09:16				12 CHAPLIN S 2 Pts paint missed (2 Out)
09:14	14 THOMAS M Defensive Rebound			
09:14				9 TESCH L Personal foul
09:14	8 FERGUSON T Foul On			
08:50	4 KREMPIEN J 2 Pts paint missed (2 Out)			
08:47				10 BURZYNSKI C Blocked Shot
08:47				9 TESCH L Defensive Rebound
08:47	14 THOMAS M Personal foul			
08:47				12 CHAPLIN S Foul On
08:47				5 CRISPIN C Player IN <<<<<<
08:47				12 CHAPLIN S Player OUT <<<<>>
08:36				11 GAUCI K Turnover
08:36	4 KREMPIEN J Steal			
08:20	14 THOMAS M 2-Pts paint made (2 In)	2-0	+2	
08:19	9 BENOIT C Assist			
08:07		2-2	0	5 CRISPIN C 2-Pts paint made (2 In)
08:00	8 FERGUSON T Turnover			
07:56				13 STEWART S Turnover
07:56	14 THOMAS M Steal			



## PLAY BY PLAY

文字比分播报

CAN 27 vs 28 AUS

Attendance: 0

Game Time	CAN - Canada	Score	Lead	AUS - Australia
07:49	9 BENOIT C Foul On			
07:49				11 GAUCI K Personal foul
07:49	9 BENOIT C Free Throw missed (1 Out)			
07:49	9 BENOIT C Free Throw missed (1 Out)			
07:46				13 STEWART S Defensive Rebound
07:34				13 STEWART S 2 Pts paint missed (2 Out)
07:33	4 KREMPIEN J Defensive Rebound			
07:18	8 FERGUSON T 2 Pts paint missed (2 Out)			
07:15	11 PETTINICCHI S Offensive Rebound			
06:58	8 FERGUSON T Turnover			
06:58				5 CRISPIN C Steal
06:47		2-4	-2	13 STEWART S 2-Pts paint made (2 In)
06:44				5 CRISPIN C Assist
06:39	8 FERGUSON T Turnover			
06:23		2-6	-4	11 GAUCI K 2-Pts paint made (2 In)
06:03	14 THOMAS M 2 Pts paint missed (2 Out)			
06:01				5 CRISPIN C Defensive Rebound
05:49	8 FERGUSON T Personal foul			
05:49				9 TESCH L Foul On
05:41				9 TESCH L 2 Pts paint missed (2 Out)
05:39	14 THOMAS M Defensive Rebound			
05:16	14 THOMAS M 2-Pts missed (2 out)			
05:14	8 FERGUSON T Offensive Rebound			
05:09	8 FERGUSON T Turnover			
05:09				9 TESCH L Steal
05:03		2-8	-6	5 CRISPIN C 2-Pts paint made (2 In)
05:03				9 TESCH L Assist
05:03				5 CRISPIN C Fast Break
05:03	Time out			
05:03	7 QUELLET C Player IN <<----			
05:03	8 FERGUSON T Player OUT ---->>			
04:54	9 BENOIT C Turnover			
04:42				13 STEWART S 2-Pts missed (2 out)
04:39	4 KREMPIEN J Defensive Rebound			
04:29	14 THOMAS M 2-Pts paint made (2 In)	4-8	-4	
04:27	7 QUELLET C Assist			
04:16				13 STEWART S 2 Pts paint missed (2 Out)
04:12	14 THOMAS M Defensive Rebound			
04:07	9 BENOIT C 2 Pts paint missed (2 Out)			
04:06				11 GAUCI K Defensive Rebound
03:58	9 BENOIT C Personal foul			
03:58				5 CRISPIN C Foul On



## PLAY BY PLAY

文字比分播报

CAN 27 vs 28 AUS

Attendance: 0

Game Time	CAN - Canada	Score	Lead	AUS - Australia
03:58				8 MCKENZIE T Player IN <<----
03:58				12 CHAPLIN S Player IN <<----
03:58				13 STEWART S Player OUT ---->>
03:58				9 TESCH L Player OUT ---->>
03:58				5 CRISPIN C Free Throw missed (1 Out)
03:58				5 CRISPIN C Free Throw missed (1 Out)
03:54	9 BENOIT C Defensive Rebound			
03:34	9 BENOIT C Turnover			
03:28				5 CRISPIN C Offensive foul
03:28				5 CRISPIN C Turnover
03:28	4 KREMPIEN J Foul On			
03:28	4 KREMPIEN J Steal			
03:14	14 THOMAS M 2-Pts made (2 In)	6-8	-2	
02:51				12 CHAPLIN S Turnover
02:51	14 THOMAS M Steal			
02:39	9 BENOIT C 2-Pts paint made (2 In)	8-8	0	
02:24		8-10	-2	12 CHAPLIN S 2-Pts paint made (2 In)
02:22				5 CRISPIN C Assist
01:56	14 THOMAS M 3-Pts missed (3 Out)			
01:56				Defensive Rebound
01:56	7 QUELLET C Personal foul			
01:56				12 CHAPLIN S Foul On
01:56				4 DOMASCHENZ M Player IN <<----
01:56				10 BURZYNSKI C Player OUT ---->>
01:48				11 GAUCI K Foul On
01:48	9 BENOIT C Personal foul			
01:48	8 FERGUSON T Player IN <<----			
01:48	9 BENOIT C Player OUT ---->>			
01:48		8-11	-3	11 GAUCI K Free Throw made (1 In)
01:48		8-12	-4	11 GAUCI K Free Throw made (1 In)
01:48				9 TESCH L Player IN <<----
01:48				5 CRISPIN C Player OUT ---->>
01:23	7 QUELLET C 2-Pts missed (2 out)			
01:22	8 FERGUSON T Offensive Rebound			
01:22	8 FERGUSON T 2 Pts paint missed (2 Out)			
01:22				Defensive Rebound
01:05		8-14	-6	12 CHAPLIN S 2-Pts paint made (2 In)
01:03				9 TESCH L Assist
00:53				4 DOMASCHENZ M Personal foul
00:53	8 FERGUSON T Foul On			
00:53	8 FERGUSON T Free Throw made (1 In)	9-14	-5	
00:53	8 FERGUSON T Free Throw made (1 In)	10-14	-4	





## PLAY BY PLAY

文字比分播报

CAN 27 vs 28 AUS

Attendance: 0

Game Time	CAN - Canada	Score	Lead	AUS - Australia
00:34				11 GAUCI K 2-Pts missed (2 out)
00:32	14 THOMAS M Defensive Rebound			
00:14	14 THOMAS M 2 Pts paint missed (2 Out)			
00:13				9 TESCH L Defensive Rebound
00:00				11 GAUCI K 3-Pts missed (3 Out)

## SECOND QUARTER

### Quarter Starters:

**CAN** 13 RADKE L                      14 THOMAS M                      4 KREMPIEN J                      8 FERGUSON T                      12 FRANKS L  
**AUS** 13 STEWART S                      5 CRISPIN C                      9 TESCH L                      10 BURZYNSKI C                      11 GAUCI K

Game Time	CAN - Canada	Score	Lead	AUS - Australia
10:00	13 RADKE L Player IN <<----			
10:00	14 THOMAS M Player IN <<----			
10:00	4 KREMPIEN J Player IN <<----			
10:00	8 FERGUSON T Player IN <<----			
10:00	12 FRANKS L Player IN <<----			
10:00				13 STEWART S Player IN <<----
10:00				5 CRISPIN C Player IN <<----
10:00				9 TESCH L Player IN <<----
10:00				10 BURZYNSKI C Player IN <<----
10:00				11 GAUCI K Player IN <<----
09:58	Tap off situation, throw-in			
09:42	13 RADKE L Foul On			
09:42				13 STEWART S Personal foul
09:34	8 FERGUSON T 2-Pts paint made (2 In)	12-14	-2	
09:34	14 THOMAS M Assist			
09:34				10 BURZYNSKI C Personal foul
09:34	8 FERGUSON T Foul On			
09:34	8 FERGUSON T Free Throw made (1 In)	13-14	-1	
09:30				Tap off situation, throw-in
09:23				13 STEWART S Turnover
09:11	8 FERGUSON T 2-Pts paint made (2 In)	15-14	+1	
09:09	13 RADKE L Assist			
08:59	13 RADKE L Personal foul			
08:59				13 STEWART S Foul On
08:40				10 BURZYNSKI C 2 Pts paint missed (2 Out)
08:36	14 THOMAS M Blocked Shot			
08:34	13 RADKE L Defensive Rebound			
08:19	12 FRANKS L 2 Pts paint missed (2 Out)			
08:18				10 BURZYNSKI C Defensive Rebound
08:16				10 BURZYNSKI C Turnover
08:16	12 FRANKS L Steal			



## PLAY BY PLAY

文字比分播报

CAN 27 vs 28 AUS

Attendance: 0

Game Time	CAN - Canada	Score	Lead	AUS - Australia
08:15				10 BURZYNSKI C Personal foul
08:15	13 RADKE L Foul On			
08:15				14 HILL K Player IN <<----
08:15				13 STEWART S Player OUT ---->>
08:08	14 THOMAS M 2-Pts missed (2 out)			
08:07				9 TESCH L Defensive Rebound
07:56				5 CRISPIN C Foul On
07:56	8 FERGUSON T Personal foul			
07:56		15-15	0	5 CRISPIN C Free Throw made (1 In)
07:56		15-16	-1	5 CRISPIN C Free Throw made (1 In)
07:45	8 FERGUSON T Fast Break			
07:44	8 FERGUSON T 2-Pts paint made (2 In)	17-16	+1	
07:34	13 RADKE L Personal foul			
07:34				9 TESCH L Foul On
07:34		17-17	0	9 TESCH L Free Throw made (1 In)
07:34		17-18	-1	9 TESCH L Free Throw made (1 In)
07:25	14 THOMAS M Turnover			
07:25	5 McLACHLAN J Player IN <<----			
07:25	13 RADKE L Player OUT ---->>			
07:12				14 HILL K 2 Pts paint missed (2 Out)
07:09				11 GAUCI K Offensive Rebound
07:00				14 HILL K 2-Pts missed (2 out)
06:58	14 THOMAS M Defensive Rebound			
06:47				11 GAUCI K Personal foul
06:47	5 McLACHLAN J Foul On			
06:36	8 FERGUSON T Foul On			
06:36				9 TESCH L Personal foul
06:36				12 CHAPLIN S Player IN <<----
06:36				9 TESCH L Player OUT ---->>
06:36	8 FERGUSON T Free Throw missed (1 Out)			
06:36	8 FERGUSON T Free Throw missed (1 Out)			
06:32				11 GAUCI K Defensive Rebound
06:20				14 HILL K 2 Pts paint missed (2 Out)
06:19	14 THOMAS M Defensive Rebound			
06:11	8 FERGUSON T Turnover			
06:11				8 MCKENZIE T Player IN <<----
06:11				14 HILL K Player OUT ---->>
06:00	12 FRANKS L Personal foul			
06:00				5 CRISPIN C Foul On
05:49				8 MCKENZIE T 2-Pts missed (2 out)
05:47	5 McLACHLAN J Defensive Rebound			
05:28	14 THOMAS M 2-Pts made (2 In)	19-18	+1	



## PLAY BY PLAY

文字比分播报

CAN 27 vs 28 AUS

Attendance: 0

Game Time	CAN - Canada	Score	Lead	AUS - Australia
05:18	12 FRANKS L Personal foul			
05:18				5 CRISPIN C Foul On
05:18				5 CRISPIN C Free Throw missed (1 Out)
05:17				5 CRISPIN C Free Throw missed (1 Out)
05:12	14 THOMAS M Defensive Rebound			
04:58	5 McLACHLAN J 2-Pts made (2 In)	21-18	+3	
04:45	12 FRANKS L Personal foul			
04:45				8 MCKENZIE T Foul On
04:45	10 HARNOCK K Player IN <<----			
04:45	11 PETTINICCHI S Player IN <<----			
04:45	8 FERGUSON T Player OUT ---->>			
04:45	12 FRANKS L Player OUT ---->>			
04:45		21-19	+2	8 MCKENZIE T Free Throw made (1 In)
04:45		21-20	+1	8 MCKENZIE T Free Throw made (1 In)
04:45				9 TESCH L Player IN <<----
04:45				13 STEWART S Player IN <<----
04:45				8 MCKENZIE T Player OUT ---->>
04:45				5 CRISPIN C Player OUT ---->>
04:19	10 HARNOCK K 2-Pts missed (2 out)			
04:18				9 TESCH L Defensive Rebound
04:06		21-22	-1	13 STEWART S 2-Pts paint made (2 In)
04:04				11 GAUCI K Assist
03:38	14 THOMAS M 2-Pts missed (2 out)			
03:36				9 TESCH L Defensive Rebound
03:27				9 TESCH L 2 Pts paint missed (2 Out)
03:27	14 THOMAS M Defensive Rebound			
03:27	13 RADKE L Player IN <<----			
03:27	5 McLACHLAN J Player OUT ---->>			
02:58	10 HARNOCK K Turnover			
02:58				13 STEWART S Steal
02:41		21-24	-3	9 TESCH L 2-Pts made (2 In)
02:41	Time out			
02:41	8 FERGUSON T Player IN <<----			
02:41	9 BENOIT C Player IN <<----			
02:41	13 RADKE L Player OUT ---->>			
02:41	10 HARNOCK K Player OUT ---->>			
02:20	11 PETTINICCHI S 2-Pts made (2 In)	23-24	-1	
02:18	14 THOMAS M Assist			
02:04		23-26	-3	9 TESCH L 2-Pts paint made (2 In)
02:04	9 BENOIT C Personal foul			
02:04				9 TESCH L Foul On
02:04				9 TESCH L Free Throw missed (1 Out)



## PLAY BY PLAY

文字比分播报

CAN 27 vs 28 AUS

Attendance: 0

Game Time	CAN - Canada	Score	Lead	AUS - Australia
02:00	9 BENOIT C Defensive Rebound			
01:46	9 BENOIT C 2 Pts paint missed (2 Out)			
01:44				12 CHAPLIN S Defensive Rebound
01:23		23-28	-5	13 STEWART S 2-Pts paint made (2 In)
01:22				9 TESCH L Assist
01:04	8 FERGUSON T 2 Pts paint missed (2 Out)			
00:59	11 PETTINICCHI S Offensive Rebound			
00:44	14 THOMAS M 2-Pts made (2 In)	25-28	-3	
00:42	8 FERGUSON T Assist			
00:22				10 BURZYNSKI C 2 Pts paint missed (2 Out)
00:20	8 FERGUSON T Defensive Rebound			
00:17	14 THOMAS M Offensive foul			
00:17	14 THOMAS M Turnover			
00:17				9 TESCH L Foul On
00:17				9 TESCH L Steal
00:17	7 QUELLET C Player IN <<----			
00:17	9 BENOIT C Player OUT ---->>			
00:05				12 CHAPLIN S Turnover
00:05	5 McLACHLAN J Player IN <<----			
00:05	12 FRANKS L Player IN <<----			
00:05	7 QUELLET C Player OUT ---->>			
00:05	11 PETTINICCHI S Player OUT ---->>			
00:05				Time out
00:00	8 FERGUSON T 2-Pts paint made (2 In)	27-28	-1	
00:00	8 FERGUSON T Fast Break			



## PLAY BY PLAY

文字比分播报

**CAN 49 vs 53 AUS**

**Attendance: 0**

Scoring by 5 min intervals:		Q1		Q2		Q3		Q4	
CAN		2	10	19	27	31	37	43	49
AUS		8	14	18	28	34	40	46	53

### FIRST QUARTER

#### Quarter Starters:

**CAN** 4 KREMPIEN J      8 FERGUSON T      9 BENOIT C      11 PETTINICCHI S      14 THOMAS M  
**AUS** 9 TESCH L      10 BURZYNSKI C      11 GAUCI K      12 CHAPLIN S      13 STEWART S

Game Time	CAN - Canada	Score	Lead	AUS - Australia
10:00	4 KREMPIEN J Player IN <<<----			
10:00	8 FERGUSON T Player IN <<<----			
10:00	9 BENOIT C Player IN <<<----			
10:00	11 PETTINICCHI S Player IN <<<----			
10:00	14 THOMAS M Player IN <<<----			
10:00				9 TESCH L Player IN <<<----
10:00				10 BURZYNSKI C Player IN <<<----
10:00				11 GAUCI K Player IN <<<----
10:00				12 CHAPLIN S Player IN <<<----
10:00				13 STEWART S Player IN <<<----
10:00	14 THOMAS M Tap off lost			9 TESCH L Tap off won
09:46				11 GAUCI K 2 Pts paint missed (2 Out)
09:41	14 THOMAS M Defensive Rebound			
09:34	9 BENOIT C 2-Pts missed (2 out)			
09:32				10 BURZYNSKI C Defensive Rebound
09:16				12 CHAPLIN S 2 Pts paint missed (2 Out)
09:14	14 THOMAS M Defensive Rebound			
09:14				9 TESCH L Personal foul
09:14	8 FERGUSON T Foul On			
08:50	4 KREMPIEN J 2 Pts paint missed (2 Out)			
08:47				10 BURZYNSKI C Blocked Shot
08:47				9 TESCH L Defensive Rebound
08:47	14 THOMAS M Personal foul			
08:47				12 CHAPLIN S Foul On
08:47				5 CRISPIN C Player IN <<<----
08:47				12 CHAPLIN S Player OUT ---->>
08:36				11 GAUCI K Turnover
08:36	4 KREMPIEN J Steal			
08:20	14 THOMAS M 2-Pts paint made (2 In)	2-0	+2	
08:19	9 BENOIT C Assist			
08:07		2-2	0	5 CRISPIN C 2-Pts paint made (2 In)
08:00	8 FERGUSON T Turnover			
07:56				13 STEWART S Turnover
07:56	14 THOMAS M Steal			



## PLAY BY PLAY

文字比分播报

CAN 49 vs 53 AUS

Attendance: 0

Game Time	CAN - Canada	Score	Lead	AUS - Australia
07:49	9 BENOIT C Foul On			
07:49				11 GAUCI K Personal foul
07:49	9 BENOIT C Free Throw missed (1 Out)			
07:49	9 BENOIT C Free Throw missed (1 Out)			
07:46				13 STEWART S Defensive Rebound
07:34				13 STEWART S 2 Pts paint missed (2 Out)
07:33	4 KREMPIEN J Defensive Rebound			
07:18	8 FERGUSON T 2 Pts paint missed (2 Out)			
07:15	11 PETTINICCHI S Offensive Rebound			
06:58	8 FERGUSON T Turnover			
06:58				5 CRISPIN C Steal
06:47		2-4	-2	13 STEWART S 2-Pts paint made (2 In)
06:44				5 CRISPIN C Assist
06:39	8 FERGUSON T Turnover			
06:23		2-6	-4	11 GAUCI K 2-Pts paint made (2 In)
06:03	14 THOMAS M 2 Pts paint missed (2 Out)			
06:01				5 CRISPIN C Defensive Rebound
05:49	8 FERGUSON T Personal foul			
05:49				9 TESCH L Foul On
05:41				9 TESCH L 2 Pts paint missed (2 Out)
05:39	14 THOMAS M Defensive Rebound			
05:16	14 THOMAS M 2-Pts missed (2 out)			
05:14	8 FERGUSON T Offensive Rebound			
05:09	8 FERGUSON T Turnover			
05:09				9 TESCH L Steal
05:03		2-8	-6	5 CRISPIN C 2-Pts paint made (2 In)
05:03				9 TESCH L Assist
05:03				5 CRISPIN C Fast Break
05:03	Time out			
05:03	7 QUELLET C Player IN <<----			
05:03	8 FERGUSON T Player OUT ---->>			
04:54	9 BENOIT C Turnover			
04:42				13 STEWART S 2-Pts missed (2 out)
04:39	4 KREMPIEN J Defensive Rebound			
04:29	14 THOMAS M 2-Pts paint made (2 In)	4-8	-4	
04:27	7 QUELLET C Assist			
04:16				13 STEWART S 2 Pts paint missed (2 Out)
04:12	14 THOMAS M Defensive Rebound			
04:07	9 BENOIT C 2 Pts paint missed (2 Out)			
04:06				11 GAUCI K Defensive Rebound
03:58	9 BENOIT C Personal foul			
03:58				5 CRISPIN C Foul On



## PLAY BY PLAY

文字比分播报

CAN 49 vs 53 AUS

Attendance: 0

Game Time	CAN - Canada	Score	Lead	AUS - Australia
03:58				8 MCKENZIE T Player IN <<----
03:58				12 CHAPLIN S Player IN <<----
03:58				13 STEWART S Player OUT ---->>
03:58				9 TESCH L Player OUT ---->>
03:58				5 CRISPIN C Free Throw missed (1 Out)
03:58				5 CRISPIN C Free Throw missed (1 Out)
03:54	9 BENOIT C Defensive Rebound			
03:34	9 BENOIT C Turnover			
03:28				5 CRISPIN C Offensive foul
03:28				5 CRISPIN C Turnover
03:28	4 KREMPIEN J Foul On			
03:28	4 KREMPIEN J Steal			
03:14	14 THOMAS M 2-Pts made (2 In)	6-8	-2	
02:51				12 CHAPLIN S Turnover
02:51	14 THOMAS M Steal			
02:39	9 BENOIT C 2-Pts paint made (2 In)	8-8	0	
02:24		8-10	-2	12 CHAPLIN S 2-Pts paint made (2 In)
02:22				5 CRISPIN C Assist
01:56	14 THOMAS M 3-Pts missed (3 Out)			
01:56				Defensive Rebound
01:56	7 QUELLET C Personal foul			
01:56				12 CHAPLIN S Foul On
01:56				4 DOMASCHENZ M Player IN <<----
01:56				10 BURZYNSKI C Player OUT ---->>
01:48				11 GAUCI K Foul On
01:48	9 BENOIT C Personal foul			
01:48	8 FERGUSON T Player IN <<----			
01:48	9 BENOIT C Player OUT ---->>			
01:48		8-11	-3	11 GAUCI K Free Throw made (1 In)
01:48		8-12	-4	11 GAUCI K Free Throw made (1 In)
01:48				9 TESCH L Player IN <<----
01:48				5 CRISPIN C Player OUT ---->>
01:23	7 QUELLET C 2-Pts missed (2 out)			
01:22	8 FERGUSON T Offensive Rebound			
01:22	8 FERGUSON T 2 Pts paint missed (2 Out)			
01:22				Defensive Rebound
01:05		8-14	-6	12 CHAPLIN S 2-Pts paint made (2 In)
01:03				9 TESCH L Assist
00:53				4 DOMASCHENZ M Personal foul
00:53	8 FERGUSON T Foul On			
00:53	8 FERGUSON T Free Throw made (1 In)	9-14	-5	
00:53	8 FERGUSON T Free Throw made (1 In)	10-14	-4	



## PLAY BY PLAY

文字比分播报

CAN 49 vs 53 AUS

Attendance: 0

Game Time	CAN - Canada	Score	Lead	AUS - Australia
00:34				11 GAUCI K 2-Pts missed (2 out)
00:32	14 THOMAS M Defensive Rebound			
00:14	14 THOMAS M 2 Pts paint missed (2 Out)			
00:13				9 TESCH L Defensive Rebound
00:00				11 GAUCI K 3-Pts missed (3 Out)

## SECOND QUARTER

### Quarter Starters:

**CAN** 13 RADKE L                      14 THOMAS M                      4 KREMPIEN J                      8 FERGUSON T                      12 FRANKS L  
**AUS** 13 STEWART S                      5 CRISPIN C                      9 TESCH L                      10 BURZYNSKI C                      11 GAUCI K

Game Time	CAN - Canada	Score	Lead	AUS - Australia
10:00	13 RADKE L Player IN <<----			
10:00	14 THOMAS M Player IN <<----			
10:00	4 KREMPIEN J Player IN <<----			
10:00	8 FERGUSON T Player IN <<----			
10:00	12 FRANKS L Player IN <<----			
10:00				13 STEWART S Player IN <<----
10:00				5 CRISPIN C Player IN <<----
10:00				9 TESCH L Player IN <<----
10:00				10 BURZYNSKI C Player IN <<----
10:00				11 GAUCI K Player IN <<----
09:58	Tap off situation, throw-in			
09:42	13 RADKE L Foul On			
09:42				13 STEWART S Personal foul
09:34	8 FERGUSON T 2-Pts paint made (2 In)	12-14	-2	
09:34	14 THOMAS M Assist			
09:34				10 BURZYNSKI C Personal foul
09:34	8 FERGUSON T Foul On			
09:34	8 FERGUSON T Free Throw made (1 In)	13-14	-1	
09:30				Tap off situation, throw-in
09:23				13 STEWART S Turnover
09:11	8 FERGUSON T 2-Pts paint made (2 In)	15-14	+1	
09:09	13 RADKE L Assist			
08:59	13 RADKE L Personal foul			
08:59				13 STEWART S Foul On
08:40				10 BURZYNSKI C 2 Pts paint missed (2 Out)
08:36	14 THOMAS M Blocked Shot			
08:34	13 RADKE L Defensive Rebound			
08:19	12 FRANKS L 2 Pts paint missed (2 Out)			
08:18				10 BURZYNSKI C Defensive Rebound
08:16				10 BURZYNSKI C Turnover
08:16	12 FRANKS L Steal			





## PLAY BY PLAY

文字比分播报

CAN 49 vs 53 AUS

Attendance: 0

Game Time	CAN - Canada	Score	Lead	AUS - Australia
08:15				10 BURZYNSKI C Personal foul
08:15	13 RADKE L Foul On			
08:15				14 HILL K Player IN <<----
08:15				13 STEWART S Player OUT ---->>
08:08	14 THOMAS M 2-Pts missed (2 out)			
08:07				9 TESCH L Defensive Rebound
07:56				5 CRISPIN C Foul On
07:56	8 FERGUSON T Personal foul			
07:56		15-15	0	5 CRISPIN C Free Throw made (1 In)
07:56		15-16	-1	5 CRISPIN C Free Throw made (1 In)
07:45	8 FERGUSON T Fast Break			
07:44	8 FERGUSON T 2-Pts paint made (2 In)	17-16	+1	
07:34	13 RADKE L Personal foul			
07:34				9 TESCH L Foul On
07:34		17-17	0	9 TESCH L Free Throw made (1 In)
07:34		17-18	-1	9 TESCH L Free Throw made (1 In)
07:25	14 THOMAS M Turnover			
07:25	5 McLACHLAN J Player IN <<----			
07:25	13 RADKE L Player OUT ---->>			
07:12				14 HILL K 2 Pts paint missed (2 Out)
07:09				11 GAUCI K Offensive Rebound
07:00				14 HILL K 2-Pts missed (2 out)
06:58	14 THOMAS M Defensive Rebound			
06:47				11 GAUCI K Personal foul
06:47	5 McLACHLAN J Foul On			
06:36	8 FERGUSON T Foul On			
06:36				9 TESCH L Personal foul
06:36				12 CHAPLIN S Player IN <<----
06:36				9 TESCH L Player OUT ---->>
06:36	8 FERGUSON T Free Throw missed (1 Out)			
06:36	8 FERGUSON T Free Throw missed (1 Out)			
06:32				11 GAUCI K Defensive Rebound
06:20				14 HILL K 2 Pts paint missed (2 Out)
06:19	14 THOMAS M Defensive Rebound			
06:11	8 FERGUSON T Turnover			
06:11				8 MCKENZIE T Player IN <<----
06:11				14 HILL K Player OUT ---->>
06:00	12 FRANKS L Personal foul			
06:00				5 CRISPIN C Foul On
05:49				8 MCKENZIE T 2-Pts missed (2 out)
05:47	5 McLACHLAN J Defensive Rebound			
05:28	14 THOMAS M 2-Pts made (2 In)	19-18	+1	



## PLAY BY PLAY

文字比分播报

CAN 49 vs 53 AUS

Attendance: 0

Game Time	CAN - Canada	Score	Lead	AUS - Australia
05:18	12 FRANKS L Personal foul			
05:18				5 CRISPIN C Foul On
05:18				5 CRISPIN C Free Throw missed (1 Out)
05:17				5 CRISPIN C Free Throw missed (1 Out)
05:12	14 THOMAS M Defensive Rebound			
04:58	5 McLACHLAN J 2-Pts made (2 In)	21-18	+3	
04:45	12 FRANKS L Personal foul			
04:45				8 MCKENZIE T Foul On
04:45	10 HARNOCK K Player IN <<----			
04:45	11 PETTINICCHI S Player IN <<----			
04:45	8 FERGUSON T Player OUT ---->>			
04:45	12 FRANKS L Player OUT ---->>			
04:45		21-19	+2	8 MCKENZIE T Free Throw made (1 In)
04:45		21-20	+1	8 MCKENZIE T Free Throw made (1 In)
04:45				9 TESCH L Player IN <<----
04:45				13 STEWART S Player IN <<----
04:45				8 MCKENZIE T Player OUT ---->>
04:45				5 CRISPIN C Player OUT ---->>
04:19	10 HARNOCK K 2-Pts missed (2 out)			
04:18				9 TESCH L Defensive Rebound
04:06		21-22	-1	13 STEWART S 2-Pts paint made (2 In)
04:04				11 GAUCI K Assist
03:38	14 THOMAS M 2-Pts missed (2 out)			
03:36				9 TESCH L Defensive Rebound
03:27				9 TESCH L 2 Pts paint missed (2 Out)
03:27	14 THOMAS M Defensive Rebound			
03:27	13 RADKE L Player IN <<----			
03:27	5 McLACHLAN J Player OUT ---->>			
02:58	10 HARNOCK K Turnover			
02:58				13 STEWART S Steal
02:41		21-24	-3	9 TESCH L 2-Pts made (2 In)
02:41	Time out			
02:41	8 FERGUSON T Player IN <<----			
02:41	9 BENOIT C Player IN <<----			
02:41	13 RADKE L Player OUT ---->>			
02:41	10 HARNOCK K Player OUT ---->>			
02:20	11 PETTINICCHI S 2-Pts made (2 In)	23-24	-1	
02:18	14 THOMAS M Assist			
02:04		23-26	-3	9 TESCH L 2-Pts paint made (2 In)
02:04	9 BENOIT C Personal foul			
02:04				9 TESCH L Foul On
02:04				9 TESCH L Free Throw missed (1 Out)



## PLAY BY PLAY

文字比分播报

CAN 49 vs 53 AUS

Attendance: 0

Game Time	CAN - Canada	Score	Lead	AUS - Australia
02:00	9 BENOIT C Defensive Rebound			
01:46	9 BENOIT C 2 Pts paint missed (2 Out)			
01:44				12 CHAPLIN S Defensive Rebound
01:23		23-28	-5	13 STEWART S 2-Pts paint made (2 In)
01:22				9 TESCH L Assist
01:04	8 FERGUSON T 2 Pts paint missed (2 Out)			
00:59	11 PETTINICCHI S Offensive Rebound			
00:44	14 THOMAS M 2-Pts made (2 In)	25-28	-3	
00:42	8 FERGUSON T Assist			
00:22				10 BURZYNSKI C 2 Pts paint missed (2 Out)
00:20	8 FERGUSON T Defensive Rebound			
00:17	14 THOMAS M Offensive foul			
00:17	14 THOMAS M Turnover			
00:17				9 TESCH L Foul On
00:17				9 TESCH L Steal
00:17	7 QUELLET C Player IN <<----			
00:17	9 BENOIT C Player OUT ---->>			
00:05				12 CHAPLIN S Turnover
00:05	5 McLACHLAN J Player IN <<----			
00:05	12 FRANKS L Player IN <<----			
00:05	7 QUELLET C Player OUT ---->>			
00:05	11 PETTINICCHI S Player OUT ---->>			
00:05				Time out
00:00	8 FERGUSON T 2-Pts paint made (2 In)	27-28	-1	
00:00	8 FERGUSON T Fast Break			

### THIRD QUARTER

#### Quarter Starters:

**CAN** 4 KREMPIEN J      12 FRANKS L      14 THOMAS M      8 FERGUSON T      13 RADKE L  
**AUS** 5 CRISPIN C      9 TESCH L      10 BURZYNSKI C      11 GAUCI K      13 STEWART S

Game Time	CAN - Canada	Score	Lead	AUS - Australia
10:00	4 KREMPIEN J Player IN <<----			
10:00	14 THOMAS M Player IN <<----			
10:00	12 FRANKS L Player IN <<----			
10:00	8 FERGUSON T Player IN <<----			
10:00	13 RADKE L Player IN <<----			
10:00				5 CRISPIN C Player IN <<----
10:00				9 TESCH L Player IN <<----
10:00				10 BURZYNSKI C Player IN <<----
10:00				11 GAUCI K Player IN <<----
10:00				13 STEWART S Player IN <<----
09:58	Tap off situation, throw-in			



## PLAY BY PLAY

文字比分播报

CAN 49 vs 53 AUS

Attendance: 0

Game Time	CAN - Canada	Score	Lead	AUS - Australia
09:46	14 THOMAS M 2-Pts missed (2 out)			
09:45				5 CRISPIN C Defensive Rebound
09:35		27-30	-3	5 CRISPIN C 2-Pts paint made (2 In)
09:12	14 THOMAS M 2-Pts made (2 In)	29-30	-1	
09:08	8 FERGUSON T Assist			
08:53	14 THOMAS M Steal			
08:53				11 GAUCI K Turnover
08:39	4 KREMPIEN J 2-Pts missed (2 out)			
08:38				5 CRISPIN C Defensive Rebound
08:32				11 GAUCI K Turnover
08:13	14 THOMAS M Turnover			
08:13				9 TESCH L Steal
08:03				5 CRISPIN C 2 Pts paint missed (2 Out)
08:03	12 FRANKS L Defensive Rebound			
08:03				5 CRISPIN C Personal foul
08:03	12 FRANKS L Foul On			
07:48	8 FERGUSON T Turnover			
07:48				11 GAUCI K Steal
07:48				11 GAUCI K Turnover
07:30				13 STEWART S Personal foul
07:30	13 RADKE L Foul On			
07:30	13 RADKE L Free Throw missed (1 Out)			
07:30	13 RADKE L Free Throw made (1 In)	30-30	0	
07:14				11 GAUCI K Turnover
07:14	13 RADKE L Steal			
07:14	13 RADKE L Turnover			
07:14				5 CRISPIN C Steal
06:36		30-32	-2	13 STEWART S 2-Pts made (2 In)
06:21				5 CRISPIN C Personal foul
06:21	8 FERGUSON T Foul On			
06:07				9 TESCH L Personal foul
06:07	14 THOMAS M Foul On			
06:07				15 O'KELLY-KENNEDY K Player IN <<----
06:07				9 TESCH L Player OUT ---->>
06:07	14 THOMAS M Free Throw made (1 In)	31-32	-1	
06:07	14 THOMAS M Free Throw missed (1 Out)			
06:05				15 O'KELLY-KENNEDY K Defensive Rebound
05:42		31-34	-3	13 STEWART S 2-Pts paint made (2 In)
05:41				15 O'KELLY-KENNEDY K Assist
05:15	14 THOMAS M 3-Pts missed (3 Out)			
05:15				Defensive Rebound
05:05				11 GAUCI K Offensive foul



## PLAY BY PLAY

文字比分播报

CAN 49 vs 53 AUS

Attendance: 0

Game Time	CAN - Canada	Score	Lead	AUS - Australia
05:05				11 GAUCI K Turnover
05:05	13 RADKE L Foul On			
05:05	13 RADKE L Steal			
04:49				11 GAUCI K Steal
04:49	8 FERGUSON T Turnover			
04:39		31-36	-5	13 STEWART S 2-Pts paint made (2 In)
04:38				10 BURZYNSKI C Assist
04:06	8 FERGUSON T 2-Pts missed (2 out)			
04:06	4 KREMPIEN J Offensive Rebound			
04:06	14 THOMAS M Foul On			
04:06				13 STEWART S Personal foul
04:06	6 OHAMA K Player IN <<----			
04:06	10 HARNOCK K Player IN <<----			
04:06	9 BENOIT C Player IN <<----			
04:06	12 FRANKS L Player OUT ---->>			
04:06	8 FERGUSON T Player OUT ---->>			
04:06	13 RADKE L Player OUT ---->>			
04:06				13 STEWART S Player OUT ---->>
04:06				8 MCKENZIE T Player IN <<----
04:06				12 CHAPLIN S Player IN <<----
04:06				5 CRISPIN C Player OUT ---->>
04:06	14 THOMAS M Free Throw made (1 In)	32-36	-4	
04:06	14 THOMAS M Free Throw made (1 In)	33-36	-3	
03:43				12 CHAPLIN S 2 Pts paint missed (2 Out)
03:38	14 THOMAS M Defensive Rebound			
03:26	Turnover			
03:17		33-38	-5	12 CHAPLIN S 2-Pts paint made (2 In)
03:15				8 MCKENZIE T Assist
02:56	14 THOMAS M 2 Pts paint missed (2 Out)			
02:56				15 O'KELLY-KENNEDY K Defensive Rebound
02:56	6 OHAMA K Personal foul			
02:56				8 MCKENZIE T Foul On
02:56	15 FESER T Player IN <<----			
02:56	14 THOMAS M Player OUT ---->>			
02:38				11 GAUCI K 2-Pts missed (2 out)
02:34	15 FESER T Defensive Rebound			
02:19	15 FESER T 2-Pts paint made (2 In)	35-38	-3	
02:17	9 BENOIT C Assist			
01:55				8 MCKENZIE T 2-Pts missed (2 out)
01:53	15 FESER T Defensive Rebound			
01:39	15 FESER T Offensive foul			
01:39	15 FESER T Turnover			



## PLAY BY PLAY

文字比分播报

CAN 49 vs 53 AUS

Attendance: 0

Game Time	CAN - Canada	Score	Lead	AUS - Australia
01:39				15 O'KELLY-KENNEDY K Foul On
01:39				15 O'KELLY-KENNEDY K Steal
01:39				Time out
01:24		35-40	-5	15 O'KELLY-KENNEDY K 2-Pts made (2 In)
00:59	15 FESER T 2-Pts made (2 In)	37-40	-3	
00:57	6 OHAMA K Assist			
00:36				12 CHAPLIN S 2 Pts paint missed (2 Out)
00:32	15 FESER T Defensive Rebound			
00:22	10 HARNOCK K 2 Pts paint missed (2 Out)			
00:22				Defensive Rebound
00:01				8 MCKENZIE T Turnover
00:01	15 FESER T Steal			

## FOURTH QUARTER

### Quarter Starters:

CAN

AUS

Game Time	CAN - Canada	Score	Lead	AUS - Australia
10:00	4 KREMPIEN J Player IN <<----			
10:00	6 OHAMA K Player IN <<----			
10:00	9 BENOIT C Player IN <<----			
10:00	10 HARNOCK K Player IN <<----			
10:00	15 FESER T Player IN <<----			
10:00				5 CRISPIN C Player IN <<----
10:00				10 BURZYNSKI C Player IN <<----
10:00				9 TESCH L Player IN <<----
10:00				13 STEWART S Player IN <<----
10:00				11 GAUCI K Player IN <<----
09:48				Tap off situation, throw-in
09:44				13 STEWART S 2 Pts paint missed (2 Out)
09:42	10 HARNOCK K Defensive Rebound			
09:19	4 KREMPIEN J 2 Pts paint missed (2 Out)			
09:18				5 CRISPIN C Defensive Rebound
09:10				10 BURZYNSKI C 2 Pts paint missed (2 Out)
09:10				5 CRISPIN C Offensive Rebound
09:10				5 CRISPIN C Turnover
08:46	10 HARNOCK K 2-Pts missed (2 out)			
08:44				10 BURZYNSKI C Defensive Rebound
08:25		37-42	-5	13 STEWART S 2-Pts paint made (2 In)
08:23				9 TESCH L Assist
08:04				5 CRISPIN C Personal foul
08:04	10 HARNOCK K Foul On			



## PLAY BY PLAY

文字比分播报

CAN 49 vs 53 AUS

Attendance: 0

Game Time	CAN - Canada	Score	Lead	AUS - Australia
08:04	14 THOMAS M Player IN <<----			
08:04	15 FESER T Player OUT ---->>			
08:04				5 CRISPIN C Player OUT ---->>
08:04				12 CHAPLIN S Player IN <<----
07:48	6 OHAMA K 2-Pts missed (2 out)			
07:44	14 THOMAS M Offensive Rebound			
07:44	14 THOMAS M 2-Pts paint made (2 In)	39-42	-3	
07:24				9 TESCH L 2 Pts paint missed (2 Out)
07:22	4 KREMPIEN J Defensive Rebound			
07:06	14 THOMAS M 2-Pts paint made (2 In)	41-42	-1	
07:05	9 BENOIT C Assist			
06:55				11 GAUCI K 2 Pts paint missed (2 Out)
06:53	14 THOMAS M Defensive Rebound			
06:38				12 CHAPLIN S Steal
06:38	14 THOMAS M Turnover			
06:21				13 STEWART S 2-Pts missed (2 out)
06:17	Defensive Rebound			
06:08	6 OHAMA K 2-Pts paint made (2 In)	43-42	+1	
06:08				Time out
06:08				8 MCKENZIE T Player IN <<----
06:08				13 STEWART S Player OUT ---->>
05:55				8 MCKENZIE T Foul On
05:55	4 KREMPIEN J Personal foul			
05:55				8 MCKENZIE T Free Throw missed (1 Out)
05:55				8 MCKENZIE T Free Throw missed (1 Out)
05:52				12 CHAPLIN S Offensive Rebound
05:50		43-44	-1	12 CHAPLIN S 2-Pts paint made (2 In)
05:35				9 TESCH L Turnover
05:22		43-46	-3	9 TESCH L 2-Pts made (2 In)
05:18				11 GAUCI K Assist
05:02				9 TESCH L Steal
05:02	4 KREMPIEN J Turnover			
04:56				11 GAUCI K Fast Break
04:56		43-48	-5	11 GAUCI K 2-Pts paint made (2 In)
04:56	Time out			
04:56	15 FESER T Player IN <<----			
04:56				4 DOMASCHENZ M Player IN <<----
04:56				10 BURZYNSKI C Player OUT ---->>
04:56	8 FERGUSON T Player IN <<----			
04:56	12 FRANKS L Player IN <<----			
04:56	6 OHAMA K Player OUT ---->>			
04:56	10 HARNOCK K Player OUT ---->>			



## PLAY BY PLAY

文字比分播报

CAN 49 vs 53 AUS

Attendance: 0

Game Time	CAN - Canada	Score	Lead	AUS - Australia
04:56	9 BENOIT C Player OUT ---->>			
04:47	12 FRANKS L 2 Pts paint missed (2 Out)			
04:45				8 MCKENZIE T Defensive Rebound
04:25	15 FESER T Personal foul			
04:25				9 TESCH L Foul On
04:25				8 MCKENZIE T Player OUT ---->>
04:25				4 DOMASCHENZ M Player OUT ---->>
04:25				10 BURZYNSKI C Player IN <<----
04:25				13 STEWART S Player IN <<----
04:15				9 TESCH L 2 Pts paint missed (2 Out)
04:15	14 THOMAS M Defensive Rebound			
04:15				12 CHAPLIN S Personal foul
04:15	14 THOMAS M Foul On			
04:04	15 FESER T 2-Pts made (2 In)	45-48	-3	
04:02	4 KREMPIEN J Assist			
03:40				9 TESCH L 2-Pts missed (2 out)
03:37				9 TESCH L Offensive Rebound
03:31				12 CHAPLIN S 2 Pts paint missed (2 Out)
03:30	8 FERGUSON T Defensive Rebound			
03:18	15 FESER T 2 Pts paint missed (2 Out)			
03:16				13 STEWART S Defensive Rebound
03:12				12 CHAPLIN S Foul On
03:12	4 KREMPIEN J Personal foul			
03:12				9 TESCH L Player OUT ---->>
03:12				5 CRISPIN C Player IN <<----
03:12	6 OHAMA K Player IN <<----			
03:12	11 PETTINICCHI S Player IN <<----			
03:12	8 FERGUSON T Player OUT ---->>			
03:12	12 FRANKS L Player OUT ---->>			
02:58	15 FESER T Personal foul			
02:58				12 CHAPLIN S Foul On
02:48		45-50	-5	5 CRISPIN C 2-Pts paint made (2 In)
02:46				11 GAUCI K Assist
02:25	11 PETTINICCHI S 2-Pts missed (2 out)			
02:23				11 GAUCI K Defensive Rebound
02:00				11 GAUCI K 3-Pts missed (3 Out)
01:58	14 THOMAS M Defensive Rebound			
01:57				12 CHAPLIN S Personal foul
01:57	4 KREMPIEN J Foul On			
01:39	15 FESER T 2-Pts missed (2 out)			
01:38	6 OHAMA K Offensive Rebound			
01:33	6 OHAMA K 2 Pts paint missed (2 Out)			





## PLAY BY PLAY

文字比分播报

CAN 49 vs 53 AUS

Attendance: 0

Game Time	CAN - Canada	Score	Lead	AUS - Australia
01:31	6 OHAMA K Offensive Rebound			
01:31	Turnover			
01:28	11 PETTINICCHI S Personal foul			
01:28				12 CHAPLIN S Foul On
01:28				12 CHAPLIN S Free Throw missed (1 Out)
01:28		45-51	-6	12 CHAPLIN S Free Throw made (1 In)
01:28				9 TESCH L Player IN <<----
01:28				12 CHAPLIN S Player OUT ---->>
01:28	Time out			
01:28	5 McLACHLAN J Player IN <<----			
01:28	15 FESER T Player OUT ---->>			
01:15	6 OHAMA K Turnover			
01:14	4 KREMPIEN J Personal foul			
01:14				13 STEWART S Foul On
01:14		45-52	-7	13 STEWART S Free Throw made (1 In)
01:13				13 STEWART S Free Throw missed (1 Out)
01:11	5 McLACHLAN J Defensive Rebound			
00:58	6 OHAMA K 2 Pts paint missed (2 Out)			
00:57				9 TESCH L Defensive Rebound
00:57	5 McLACHLAN J Personal foul			
00:57				9 TESCH L Foul On
00:57	8 FERGUSON T Player IN <<----			
00:57	9 BENOIT C Player IN <<----			
00:57	5 McLACHLAN J Player OUT ---->>			
00:57	6 OHAMA K Player OUT ---->>			
00:57				9 TESCH L Free Throw missed (1 Out)
00:57				9 TESCH L Free Throw missed (1 Out)
00:56				9 TESCH L Offensive Rebound
00:56				9 TESCH L Foul On
00:56	11 PETTINICCHI S Personal foul			
00:56				9 TESCH L Free Throw missed (1 Out)
00:56				9 TESCH L Free Throw missed (1 Out)
00:55				Offensive Rebound
00:55				12 CHAPLIN S Player IN <<----
00:55				9 TESCH L Player OUT ---->>
00:50	9 BENOIT C Unsportmanlike foul			
00:50				12 CHAPLIN S Foul On
00:50				12 CHAPLIN S Free Throw missed (1 Out)
00:50				12 CHAPLIN S Free Throw missed (1 Out)
00:43				5 CRISPIN C Turnover
00:43	14 THOMAS M Steal			
00:32	9 BENOIT C 3-Pts missed (3 Out)			



## PLAY BY PLAY

文字比分播报

**CAN 49 vs 53 AUS**

**Attendance: 0**

Game Time	CAN - Canada	Score	Lead	AUS - Australia
00:32				Defensive Rebound
00:30	8 FERGUSON T Personal foul			
00:30				11 GAUCI K Foul On
00:30		45-53	-8	11 GAUCI K Free Throw made (1 In)
00:29				11 GAUCI K Free Throw missed (1 Out)
00:29				5 CRISPIN C Technical foul
00:29	5 McLACHLAN J Player IN <<----			
00:29	10 HARNOCK K Player IN <<----			
00:29	8 FERGUSON T Player OUT ---->>			
00:29	9 BENOIT C Player OUT ---->>			
00:29				5 CRISPIN C Player OUT ---->>
00:29				9 TESCH L Player IN <<----
00:29	Defensive Rebound			
00:29	14 THOMAS M Free Throw made (1 In)	46-53	-7	
00:29	14 THOMAS M Free Throw made (1 In)	47-53	-6	
00:23	10 HARNOCK K 3-Pts missed (3 Out)			
00:22	11 PETTINICCHI S Personal foul			
00:22				13 STEWART S Foul On
00:22				13 STEWART S Free Throw missed (1 Out)
00:21				13 STEWART S Free Throw missed (1 Out)
00:17	5 McLACHLAN J Defensive Rebound			
00:09				13 STEWART S Personal foul
00:09	14 THOMAS M Foul On			
00:09	Time out			
00:09	14 THOMAS M Free Throw missed (1 Out)			
00:07	14 THOMAS M Free Throw missed (1 Out)			
00:07	5 McLACHLAN J Offensive Rebound			
00:07	5 McLACHLAN J 2-Pts paint made (2 In)	49-53	-4	
00:07				Time out
00:02	11 PETTINICCHI S Personal foul			
00:02				11 GAUCI K Foul On
00:02				12 CHAPLIN S Free Throw missed (1 Out)
00:01				12 CHAPLIN S Free Throw missed (1 Out)
00:00	5 McLACHLAN J Defensive Rebound			



## PLAY BY PLAY

文字比分播报

CAN 49 vs 53 AUS

Attendance: 12215

		Q1		Q2		Q3		Q4	
Scoring by 5 min intervals:	CAN	2	10	19	27	31	37	43	49
	AUS	8	14	18	28	34	40	46	53

### FIRST QUARTER

#### Quarter Starters:

**CAN** 4 KREMPIEN J      8 FERGUSON T      9 BENOIT C      11 PETTINICCHI S      14 THOMAS M  
**AUS** 9 TESCH L      10 BURZYNSKI C      11 GAUCI K      12 CHAPLIN S      13 STEWART S

Game Time	CAN - Canada	Score	Lead	AUS - Australia
10:00	4 KREMPIEN J Player IN <<<<<<			
10:00	8 FERGUSON T Player IN <<<<<<			
10:00	9 BENOIT C Player IN <<<<<<			
10:00	11 PETTINICCHI S Player IN <<<<<<			
10:00	14 THOMAS M Player IN <<<<<<			
10:00				9 TESCH L Player IN <<<<<<
10:00				10 BURZYNSKI C Player IN <<<<<<
10:00				11 GAUCI K Player IN <<<<<<
10:00				12 CHAPLIN S Player IN <<<<<<
10:00				13 STEWART S Player IN <<<<<<
10:00	14 THOMAS M Tap off lost			9 TESCH L Tap off won
09:46				11 GAUCI K 2 Pts paint missed (2 Out)
09:41	14 THOMAS M Defensive Rebound			
09:34	9 BENOIT C 2-Pts missed (2 out)			
09:32				10 BURZYNSKI C Defensive Rebound
09:16				12 CHAPLIN S 2 Pts paint missed (2 Out)
09:14	14 THOMAS M Defensive Rebound			
09:14				9 TESCH L Personal foul
09:14	8 FERGUSON T Foul On			
08:50	4 KREMPIEN J 2 Pts paint missed (2 Out)			
08:47				10 BURZYNSKI C Blocked Shot
08:47				9 TESCH L Defensive Rebound
08:47	14 THOMAS M Personal foul			
08:47				12 CHAPLIN S Foul On
08:47				5 CRISPIN C Player IN <<<<<<
08:47				12 CHAPLIN S Player OUT <<<<>>
08:36				11 GAUCI K Turnover
08:36	4 KREMPIEN J Steal			
08:20	14 THOMAS M 2-Pts paint made (2 In)	2-0	+2	
08:19	9 BENOIT C Assist			
08:07		2-2	0	5 CRISPIN C 2-Pts paint made (2 In)
08:00	8 FERGUSON T Turnover			
07:56				13 STEWART S Turnover
07:56	14 THOMAS M Steal			



## PLAY BY PLAY

文字比分播报

CAN 49 vs 53 AUS

Attendance: 12215

Game Time	CAN - Canada	Score	Lead	AUS - Australia
07:49	9 BENOIT C Foul On			
07:49				11 GAUCI K Personal foul
07:49	9 BENOIT C Free Throw missed (1 Out)			
07:49	9 BENOIT C Free Throw missed (1 Out)			
07:46				13 STEWART S Defensive Rebound
07:34				13 STEWART S 2 Pts paint missed (2 Out)
07:33	4 KREMPIEN J Defensive Rebound			
07:18	8 FERGUSON T 2 Pts paint missed (2 Out)			
07:15	11 PETTINICCHI S Offensive Rebound			
06:58	8 FERGUSON T Turnover			
06:58				5 CRISPIN C Steal
06:47		2-4	-2	13 STEWART S 2-Pts paint made (2 In)
06:44				5 CRISPIN C Assist
06:39	8 FERGUSON T Turnover			
06:23		2-6	-4	11 GAUCI K 2-Pts paint made (2 In)
06:03	14 THOMAS M 2 Pts paint missed (2 Out)			
06:01				5 CRISPIN C Defensive Rebound
05:49	8 FERGUSON T Personal foul			
05:49				9 TESCH L Foul On
05:41				9 TESCH L 2 Pts paint missed (2 Out)
05:39	14 THOMAS M Defensive Rebound			
05:16	14 THOMAS M 2-Pts missed (2 out)			
05:14	8 FERGUSON T Offensive Rebound			
05:09	8 FERGUSON T Turnover			
05:09				9 TESCH L Steal
05:03		2-8	-6	5 CRISPIN C 2-Pts paint made (2 In)
05:03				9 TESCH L Assist
05:03				5 CRISPIN C Fast Break
05:03	Time out			
05:03	7 QUELLET C Player IN <<----			
05:03	8 FERGUSON T Player OUT ---->>			
04:54	9 BENOIT C Turnover			
04:42				13 STEWART S 2-Pts missed (2 out)
04:39	4 KREMPIEN J Defensive Rebound			
04:29	14 THOMAS M 2-Pts paint made (2 In)	4-8	-4	
04:27	7 QUELLET C Assist			
04:16				13 STEWART S 2 Pts paint missed (2 Out)
04:12	14 THOMAS M Defensive Rebound			
04:07	9 BENOIT C 2 Pts paint missed (2 Out)			
04:06				11 GAUCI K Defensive Rebound
03:58	9 BENOIT C Personal foul			
03:58				5 CRISPIN C Foul On



## PLAY BY PLAY

文字比分播报

CAN 49 vs 53 AUS

Attendance: 12215

Game Time	CAN - Canada	Score	Lead	AUS - Australia
03:58				8 MCKENZIE T Player IN <<----
03:58				12 CHAPLIN S Player IN <<----
03:58				13 STEWART S Player OUT ---->>
03:58				9 TESCH L Player OUT ---->>
03:58				5 CRISPIN C Free Throw missed (1 Out)
03:58				5 CRISPIN C Free Throw missed (1 Out)
03:54	9 BENOIT C Defensive Rebound			
03:34	9 BENOIT C Turnover			
03:28				5 CRISPIN C Offensive foul
03:28				5 CRISPIN C Turnover
03:28	4 KREMPIEN J Foul On			
03:28	4 KREMPIEN J Steal			
03:14	14 THOMAS M 2-Pts made (2 In)	6-8	-2	
02:51				12 CHAPLIN S Turnover
02:51	14 THOMAS M Steal			
02:39	9 BENOIT C 2-Pts paint made (2 In)	8-8	0	
02:24		8-10	-2	12 CHAPLIN S 2-Pts paint made (2 In)
02:22				5 CRISPIN C Assist
01:56	14 THOMAS M 3-Pts missed (3 Out)			
01:56				Defensive Rebound
01:56	7 QUELLET C Personal foul			
01:56				12 CHAPLIN S Foul On
01:56				4 DOMASCHENZ M Player IN <<----
01:56				10 BURZYNSKI C Player OUT ---->>
01:48				11 GAUCI K Foul On
01:48	9 BENOIT C Personal foul			
01:48	8 FERGUSON T Player IN <<----			
01:48	9 BENOIT C Player OUT ---->>			
01:48		8-11	-3	11 GAUCI K Free Throw made (1 In)
01:48		8-12	-4	11 GAUCI K Free Throw made (1 In)
01:48				9 TESCH L Player IN <<----
01:48				5 CRISPIN C Player OUT ---->>
01:23	7 QUELLET C 2-Pts missed (2 out)			
01:22	8 FERGUSON T Offensive Rebound			
01:22	8 FERGUSON T 2 Pts paint missed (2 Out)			
01:22				Defensive Rebound
01:05		8-14	-6	12 CHAPLIN S 2-Pts paint made (2 In)
01:03				9 TESCH L Assist
00:53				4 DOMASCHENZ M Personal foul
00:53	8 FERGUSON T Foul On			
00:53	8 FERGUSON T Free Throw made (1 In)	9-14	-5	
00:53	8 FERGUSON T Free Throw made (1 In)	10-14	-4	



## PLAY BY PLAY

文字比分播报

CAN 49 vs 53 AUS

Attendance: 12215

Game Time	CAN - Canada	Score	Lead	AUS - Australia
00:34				11 GAUCI K 2-Pts missed (2 out)
00:32	14 THOMAS M Defensive Rebound			
00:14	14 THOMAS M 2 Pts paint missed (2 Out)			
00:13				9 TESCH L Defensive Rebound
00:00				11 GAUCI K 3-Pts missed (3 Out)

## SECOND QUARTER

### Quarter Starters:

**CAN** 13 RADKE L                      14 THOMAS M                      4 KREMPIEN J                      8 FERGUSON T                      12 FRANKS L  
**AUS** 13 STEWART S                      5 CRISPIN C                      9 TESCH L                      10 BURZYNSKI C                      11 GAUCI K

Game Time	CAN - Canada	Score	Lead	AUS - Australia
10:00	13 RADKE L Player IN <<----			
10:00	14 THOMAS M Player IN <<----			
10:00	4 KREMPIEN J Player IN <<----			
10:00	8 FERGUSON T Player IN <<----			
10:00	12 FRANKS L Player IN <<----			
10:00				13 STEWART S Player IN <<----
10:00				5 CRISPIN C Player IN <<----
10:00				9 TESCH L Player IN <<----
10:00				10 BURZYNSKI C Player IN <<----
10:00				11 GAUCI K Player IN <<----
09:58	Tap off situation, throw-in			
09:42	13 RADKE L Foul On			
09:42				13 STEWART S Personal foul
09:34	8 FERGUSON T 2-Pts paint made (2 In)	12-14	-2	
09:34	14 THOMAS M Assist			
09:34				10 BURZYNSKI C Personal foul
09:34	8 FERGUSON T Foul On			
09:34	8 FERGUSON T Free Throw made (1 In)	13-14	-1	
09:30				Tap off situation, throw-in
09:23				13 STEWART S Turnover
09:11	8 FERGUSON T 2-Pts paint made (2 In)	15-14	+1	
09:09	13 RADKE L Assist			
08:59	13 RADKE L Personal foul			
08:59				13 STEWART S Foul On
08:40				10 BURZYNSKI C 2 Pts paint missed (2 Out)
08:36	14 THOMAS M Blocked Shot			
08:34	13 RADKE L Defensive Rebound			
08:19	12 FRANKS L 2 Pts paint missed (2 Out)			
08:18				10 BURZYNSKI C Defensive Rebound
08:16				10 BURZYNSKI C Turnover
08:16	12 FRANKS L Steal			



## PLAY BY PLAY

文字比分播报

CAN 49 vs 53 AUS

Attendance: 12215

Game Time	CAN - Canada	Score	Lead	AUS - Australia
08:15				10 BURZYNSKI C Personal foul
08:15	13 RADKE L Foul On			
08:15				14 HILL K Player IN <<----
08:15				13 STEWART S Player OUT ---->>
08:08	14 THOMAS M 2-Pts missed (2 out)			
08:07				9 TESCH L Defensive Rebound
07:56				5 CRISPIN C Foul On
07:56	8 FERGUSON T Personal foul			
07:56		15-15	0	5 CRISPIN C Free Throw made (1 In)
07:56		15-16	-1	5 CRISPIN C Free Throw made (1 In)
07:45	8 FERGUSON T Fast Break			
07:44	8 FERGUSON T 2-Pts paint made (2 In)	17-16	+1	
07:34	13 RADKE L Personal foul			
07:34				9 TESCH L Foul On
07:34		17-17	0	9 TESCH L Free Throw made (1 In)
07:34		17-18	-1	9 TESCH L Free Throw made (1 In)
07:25	14 THOMAS M Turnover			
07:25	5 McLACHLAN J Player IN <<----			
07:25	13 RADKE L Player OUT ---->>			
07:12				14 HILL K 2 Pts paint missed (2 Out)
07:09				11 GAUCI K Offensive Rebound
07:00				14 HILL K 2-Pts missed (2 out)
06:58	14 THOMAS M Defensive Rebound			
06:47				11 GAUCI K Personal foul
06:47	5 McLACHLAN J Foul On			
06:36	8 FERGUSON T Foul On			
06:36				9 TESCH L Personal foul
06:36				12 CHAPLIN S Player IN <<----
06:36				9 TESCH L Player OUT ---->>
06:36	8 FERGUSON T Free Throw missed (1 Out)			
06:36	8 FERGUSON T Free Throw missed (1 Out)			
06:32				11 GAUCI K Defensive Rebound
06:20				14 HILL K 2 Pts paint missed (2 Out)
06:19	14 THOMAS M Defensive Rebound			
06:11	8 FERGUSON T Turnover			
06:11				8 MCKENZIE T Player IN <<----
06:11				14 HILL K Player OUT ---->>
06:00	12 FRANKS L Personal foul			
06:00				5 CRISPIN C Foul On
05:49				8 MCKENZIE T 2-Pts missed (2 out)
05:47	5 McLACHLAN J Defensive Rebound			
05:28	14 THOMAS M 2-Pts made (2 In)	19-18	+1	



## PLAY BY PLAY

文字比分播报

CAN 49 vs 53 AUS

Attendance: 12215

Game Time	CAN - Canada	Score	Lead	AUS - Australia
05:18	12 FRANKS L Personal foul			
05:18				5 CRISPIN C Foul On
05:18				5 CRISPIN C Free Throw missed (1 Out)
05:17				5 CRISPIN C Free Throw missed (1 Out)
05:12	14 THOMAS M Defensive Rebound			
04:58	5 McLACHLAN J 2-Pts made (2 In)	21-18	+3	
04:45	12 FRANKS L Personal foul			
04:45				8 MCKENZIE T Foul On
04:45	10 HARNOCK K Player IN <<----			
04:45	11 PETTINICCHI S Player IN <<----			
04:45	8 FERGUSON T Player OUT ---->>			
04:45	12 FRANKS L Player OUT ---->>			
04:45		21-19	+2	8 MCKENZIE T Free Throw made (1 In)
04:45		21-20	+1	8 MCKENZIE T Free Throw made (1 In)
04:45				9 TESCH L Player IN <<----
04:45				13 STEWART S Player IN <<----
04:45				8 MCKENZIE T Player OUT ---->>
04:45				5 CRISPIN C Player OUT ---->>
04:19	10 HARNOCK K 2-Pts missed (2 out)			
04:18				9 TESCH L Defensive Rebound
04:06		21-22	-1	13 STEWART S 2-Pts paint made (2 In)
04:04				11 GAUCI K Assist
03:38	14 THOMAS M 2-Pts missed (2 out)			
03:36				9 TESCH L Defensive Rebound
03:27				9 TESCH L 2 Pts paint missed (2 Out)
03:27	14 THOMAS M Defensive Rebound			
03:27	13 RADKE L Player IN <<----			
03:27	5 McLACHLAN J Player OUT ---->>			
02:58	10 HARNOCK K Turnover			
02:58				13 STEWART S Steal
02:41		21-24	-3	9 TESCH L 2-Pts made (2 In)
02:41	Time out			
02:41	8 FERGUSON T Player IN <<----			
02:41	9 BENOIT C Player IN <<----			
02:41	13 RADKE L Player OUT ---->>			
02:41	10 HARNOCK K Player OUT ---->>			
02:20	11 PETTINICCHI S 2-Pts made (2 In)	23-24	-1	
02:18	14 THOMAS M Assist			
02:04		23-26	-3	9 TESCH L 2-Pts paint made (2 In)
02:04	9 BENOIT C Personal foul			
02:04				9 TESCH L Foul On
02:04				9 TESCH L Free Throw missed (1 Out)





## PLAY BY PLAY

文字比分播报

CAN 49 vs 53 AUS

Attendance: 12215

Game Time	CAN - Canada	Score	Lead	AUS - Australia
02:00	9 BENOIT C Defensive Rebound			
01:46	9 BENOIT C 2 Pts paint missed (2 Out)			
01:44				12 CHAPLIN S Defensive Rebound
01:23		23-28	-5	13 STEWART S 2-Pts paint made (2 In)
01:22				9 TESCH L Assist
01:04	8 FERGUSON T 2 Pts paint missed (2 Out)			
00:59	11 PETTINICCHI S Offensive Rebound			
00:44	14 THOMAS M 2-Pts made (2 In)	25-28	-3	
00:42	8 FERGUSON T Assist			
00:22				10 BURZYNSKI C 2 Pts paint missed (2 Out)
00:20	8 FERGUSON T Defensive Rebound			
00:17	14 THOMAS M Offensive foul			
00:17	14 THOMAS M Turnover			
00:17				9 TESCH L Foul On
00:17				9 TESCH L Steal
00:17	7 QUELLET C Player IN <<----			
00:17	9 BENOIT C Player OUT ---->>			
00:05				12 CHAPLIN S Turnover
00:05	5 McLACHLAN J Player IN <<----			
00:05	12 FRANKS L Player IN <<----			
00:05	7 QUELLET C Player OUT ---->>			
00:05	11 PETTINICCHI S Player OUT ---->>			
00:05				Time out
00:00	8 FERGUSON T 2-Pts paint made (2 In)	27-28	-1	
00:00	8 FERGUSON T Fast Break			

### THIRD QUARTER

#### Quarter Starters:

**CAN** 4 KREMPIEN J      12 FRANKS L      14 THOMAS M      8 FERGUSON T      13 RADKE L  
**AUS** 5 CRISPIN C      9 TESCH L      10 BURZYNSKI C      11 GAUCI K      13 STEWART S

Game Time	CAN - Canada	Score	Lead	AUS - Australia
10:00	4 KREMPIEN J Player IN <<----			
10:00	14 THOMAS M Player IN <<----			
10:00	12 FRANKS L Player IN <<----			
10:00	8 FERGUSON T Player IN <<----			
10:00	13 RADKE L Player IN <<----			
10:00				5 CRISPIN C Player IN <<----
10:00				9 TESCH L Player IN <<----
10:00				10 BURZYNSKI C Player IN <<----
10:00				11 GAUCI K Player IN <<----
10:00				13 STEWART S Player IN <<----
09:58	Tap off situation, throw-in			



## PLAY BY PLAY

文字比分播报

CAN 49 vs 53 AUS

Attendance: 12215

Game Time	CAN - Canada	Score	Lead	AUS - Australia
09:46	14 THOMAS M 2-Pts missed (2 out)			
09:45				5 CRISPIN C Defensive Rebound
09:35		27-30	-3	5 CRISPIN C 2-Pts paint made (2 In)
09:12	14 THOMAS M 2-Pts made (2 In)	29-30	-1	
09:08	8 FERGUSON T Assist			
08:53	14 THOMAS M Steal			
08:53				11 GAUCI K Turnover
08:39	4 KREMPIEN J 2-Pts missed (2 out)			
08:38				5 CRISPIN C Defensive Rebound
08:32				11 GAUCI K Turnover
08:13	14 THOMAS M Turnover			
08:13				9 TESCH L Steal
08:03				5 CRISPIN C 2 Pts paint missed (2 Out)
08:03	12 FRANKS L Defensive Rebound			
08:03				5 CRISPIN C Personal foul
08:03	12 FRANKS L Foul On			
07:48	8 FERGUSON T Turnover			
07:48				11 GAUCI K Steal
07:48				11 GAUCI K Turnover
07:30				13 STEWART S Personal foul
07:30	13 RADKE L Foul On			
07:30	13 RADKE L Free Throw missed (1 Out)			
07:30	13 RADKE L Free Throw made (1 In)	30-30	0	
07:14				11 GAUCI K Turnover
07:14	13 RADKE L Steal			
07:14	13 RADKE L Turnover			
07:14				5 CRISPIN C Steal
06:36		30-32	-2	13 STEWART S 2-Pts made (2 In)
06:21				5 CRISPIN C Personal foul
06:21	8 FERGUSON T Foul On			
06:07				9 TESCH L Personal foul
06:07	14 THOMAS M Foul On			
06:07				15 O'KELLY-KENNEDY K Player IN <<----
06:07				9 TESCH L Player OUT ---->>
06:07	14 THOMAS M Free Throw made (1 In)	31-32	-1	
06:07	14 THOMAS M Free Throw missed (1 Out)			
06:05				15 O'KELLY-KENNEDY K Defensive Rebound
05:42		31-34	-3	13 STEWART S 2-Pts paint made (2 In)
05:41				15 O'KELLY-KENNEDY K Assist
05:15	14 THOMAS M 3-Pts missed (3 Out)			
05:15				Defensive Rebound
05:05				11 GAUCI K Offensive foul



## PLAY BY PLAY

文字比分播报

CAN 49 vs 53 AUS

Attendance: 12215

Game Time	CAN - Canada	Score	Lead	AUS - Australia
05:05				11 GAUCI K Turnover
05:05	13 RADKE L Foul On			
05:05	13 RADKE L Steal			
04:49				11 GAUCI K Steal
04:49	8 FERGUSON T Turnover			
04:39		31-36	-5	13 STEWART S 2-Pts paint made (2 In)
04:38				10 BURZYNSKI C Assist
04:06	8 FERGUSON T 2-Pts missed (2 out)			
04:06	4 KREMPIEN J Offensive Rebound			
04:06	14 THOMAS M Foul On			
04:06				13 STEWART S Personal foul
04:06	6 OHAMA K Player IN <<----			
04:06	10 HARNOCK K Player IN <<----			
04:06	9 BENOIT C Player IN <<----			
04:06	12 FRANKS L Player OUT ---->>			
04:06	8 FERGUSON T Player OUT ---->>			
04:06	13 RADKE L Player OUT ---->>			
04:06				13 STEWART S Player OUT ---->>
04:06				8 MCKENZIE T Player IN <<----
04:06				12 CHAPLIN S Player IN <<----
04:06				5 CRISPIN C Player OUT ---->>
04:06	14 THOMAS M Free Throw made (1 In)	32-36	-4	
04:06	14 THOMAS M Free Throw made (1 In)	33-36	-3	
03:43				12 CHAPLIN S 2 Pts paint missed (2 Out)
03:38	14 THOMAS M Defensive Rebound			
03:26	Turnover			
03:17		33-38	-5	12 CHAPLIN S 2-Pts paint made (2 In)
03:15				8 MCKENZIE T Assist
02:56	14 THOMAS M 2 Pts paint missed (2 Out)			
02:56				15 O'KELLY-KENNEDY K Defensive Rebound
02:56	6 OHAMA K Personal foul			
02:56				8 MCKENZIE T Foul On
02:56	15 FESER T Player IN <<----			
02:56	14 THOMAS M Player OUT ---->>			
02:38				11 GAUCI K 2-Pts missed (2 out)
02:34	15 FESER T Defensive Rebound			
02:19	15 FESER T 2-Pts paint made (2 In)	35-38	-3	
02:17	9 BENOIT C Assist			
01:55				8 MCKENZIE T 2-Pts missed (2 out)
01:53	15 FESER T Defensive Rebound			
01:39	15 FESER T Offensive foul			
01:39	15 FESER T Turnover			



## PLAY BY PLAY

文字比分播报

CAN 49 vs 53 AUS

Attendance: 12215

Game Time	CAN - Canada	Score	Lead	AUS - Australia
01:39				15 O'KELLY-KENNEDY K Foul On
01:39				15 O'KELLY-KENNEDY K Steal
01:39				Time out
01:24		35-40	-5	15 O'KELLY-KENNEDY K 2-Pts made (2 In)
00:59	15 FESER T 2-Pts made (2 In)	37-40	-3	
00:57	6 OHAMA K Assist			
00:36				12 CHAPLIN S 2 Pts paint missed (2 Out)
00:32	15 FESER T Defensive Rebound			
00:22	10 HARNOCK K 2 Pts paint missed (2 Out)			
00:22				Defensive Rebound
00:01				8 MCKENZIE T Turnover
00:01	15 FESER T Steal			

## FOURTH QUARTER

### Quarter Starters:

CAN

AUS

Game Time	CAN - Canada	Score	Lead	AUS - Australia
10:00	4 KREMPIEN J Player IN <<----			
10:00	6 OHAMA K Player IN <<----			
10:00	9 BENOIT C Player IN <<----			
10:00	10 HARNOCK K Player IN <<-----			
10:00	15 FESER T Player IN <<----			
10:00				5 CRISPIN C Player IN <<----
10:00				10 BURZYNSKI C Player IN <<----
10:00				9 TESCH L Player IN <<----
10:00				13 STEWART S Player IN <<-----
10:00				11 GAUCI K Player IN <<----
09:48				Tap off situation, throw-in
09:44				13 STEWART S 2 Pts paint missed (2 Out)
09:42	10 HARNOCK K Defensive Rebound			
09:19	4 KREMPIEN J 2 Pts paint missed (2 Out)			
09:18				5 CRISPIN C Defensive Rebound
09:10				10 BURZYNSKI C 2 Pts paint missed (2 Out)
09:10				5 CRISPIN C Offensive Rebound
09:10				5 CRISPIN C Turnover
08:46	10 HARNOCK K 2-Pts missed (2 out)			
08:44				10 BURZYNSKI C Defensive Rebound
08:25		37-42	-5	13 STEWART S 2-Pts paint made (2 In)
08:23				9 TESCH L Assist
08:04				5 CRISPIN C Personal foul
08:04	10 HARNOCK K Foul On			



## PLAY BY PLAY

文字比分播报

CAN 49 vs 53 AUS

Attendance: 12215

Game Time	CAN - Canada	Score	Lead	AUS - Australia
08:04	14 THOMAS M Player IN <<----			
08:04	15 FESER T Player OUT ---->>			
08:04				5 CRISPIN C Player OUT ---->>
08:04				12 CHAPLIN S Player IN <<----
07:48	6 OHAMA K 2-Pts missed (2 out)			
07:44	14 THOMAS M Offensive Rebound			
07:44	14 THOMAS M 2-Pts paint made (2 In)	39-42	-3	
07:24				9 TESCH L 2 Pts paint missed (2 Out)
07:22	4 KREMPIEN J Defensive Rebound			
07:06	14 THOMAS M 2-Pts paint made (2 In)	41-42	-1	
07:05	9 BENOIT C Assist			
06:55				11 GAUCI K 2 Pts paint missed (2 Out)
06:53	14 THOMAS M Defensive Rebound			
06:38				12 CHAPLIN S Steal
06:38	14 THOMAS M Turnover			
06:21				13 STEWART S 2-Pts missed (2 out)
06:17	Defensive Rebound			
06:08	6 OHAMA K 2-Pts paint made (2 In)	43-42	+1	
06:08				Time out
06:08				8 MCKENZIE T Player IN <<----
06:08				13 STEWART S Player OUT ---->>
05:55				8 MCKENZIE T Foul On
05:55	4 KREMPIEN J Personal foul			
05:55				8 MCKENZIE T Free Throw missed (1 Out)
05:55				8 MCKENZIE T Free Throw missed (1 Out)
05:52				12 CHAPLIN S Offensive Rebound
05:50		43-44	-1	12 CHAPLIN S 2-Pts paint made (2 In)
05:35				9 TESCH L Turnover
05:22		43-46	-3	9 TESCH L 2-Pts made (2 In)
05:18				11 GAUCI K Assist
05:02				9 TESCH L Steal
05:02	4 KREMPIEN J Turnover			
04:56				11 GAUCI K Fast Break
04:56		43-48	-5	11 GAUCI K 2-Pts paint made (2 In)
04:56	Time out			
04:56	15 FESER T Player IN <<----			
04:56				4 DOMASCHENZ M Player IN <<----
04:56				10 BURZYNSKI C Player OUT ---->>
04:56	8 FERGUSON T Player IN <<----			
04:56	12 FRANKS L Player IN <<----			
04:56	6 OHAMA K Player OUT ---->>			
04:56	10 HARNOCK K Player OUT ---->>			



## PLAY BY PLAY

文字比分播报

CAN 49 vs 53 AUS

Attendance: 12215

Game Time	CAN - Canada	Score	Lead	AUS - Australia
04:56	9 BENOIT C Player OUT ---->>			
04:47	12 FRANKS L 2 Pts paint missed (2 Out)			
04:45				8 MCKENZIE T Defensive Rebound
04:25	15 FESER T Personal foul			
04:25				9 TESCH L Foul On
04:25				8 MCKENZIE T Player OUT ---->>
04:25				4 DOMASCHENZ M Player OUT ---->>
04:25				10 BURZYNSKI C Player IN <<----
04:25				13 STEWART S Player IN <<----
04:15				9 TESCH L 2 Pts paint missed (2 Out)
04:15	14 THOMAS M Defensive Rebound			
04:15				12 CHAPLIN S Personal foul
04:15	14 THOMAS M Foul On			
04:04	15 FESER T 2-Pts made (2 In)	45-48	-3	
04:02	4 KREMPIEN J Assist			
03:40				9 TESCH L 2-Pts missed (2 out)
03:37				9 TESCH L Offensive Rebound
03:31				12 CHAPLIN S 2 Pts paint missed (2 Out)
03:30	8 FERGUSON T Defensive Rebound			
03:18	15 FESER T 2 Pts paint missed (2 Out)			
03:16				13 STEWART S Defensive Rebound
03:12				12 CHAPLIN S Foul On
03:12	4 KREMPIEN J Personal foul			
03:12				9 TESCH L Player OUT ---->>
03:12				5 CRISPIN C Player IN <<----
03:12	6 OHAMA K Player IN <<----			
03:12	11 PETTINICCHI S Player IN <<----			
03:12	8 FERGUSON T Player OUT ---->>			
03:12	12 FRANKS L Player OUT ---->>			
02:58	15 FESER T Personal foul			
02:58				12 CHAPLIN S Foul On
02:48		45-50	-5	5 CRISPIN C 2-Pts paint made (2 In)
02:46				11 GAUCI K Assist
02:25	11 PETTINICCHI S 2-Pts missed (2 out)			
02:23				11 GAUCI K Defensive Rebound
02:00				11 GAUCI K 3-Pts missed (3 Out)
01:58	14 THOMAS M Defensive Rebound			
01:57				12 CHAPLIN S Personal foul
01:57	4 KREMPIEN J Foul On			
01:39	15 FESER T 2-Pts missed (2 out)			
01:38	6 OHAMA K Offensive Rebound			
01:33	6 OHAMA K 2 Pts paint missed (2 Out)			



## PLAY BY PLAY

文字比分播报

CAN 49 vs 53 AUS

Attendance: 12215

Game Time	CAN - Canada	Score	Lead	AUS - Australia
01:31	6 OHAMA K Offensive Rebound			
01:31	Turnover			
01:28	11 PETTINICCHI S Personal foul			
01:28				12 CHAPLIN S Foul On
01:28				12 CHAPLIN S Free Throw missed (1 Out)
01:28		45-51	-6	12 CHAPLIN S Free Throw made (1 In)
01:28				9 TESCH L Player IN <<----
01:28				12 CHAPLIN S Player OUT ---->>
01:28	Time out			
01:28	5 McLACHLAN J Player IN <<----			
01:28	15 FESER T Player OUT ---->>			
01:15	6 OHAMA K Turnover			
01:14	4 KREMPIEN J Personal foul			
01:14				13 STEWART S Foul On
01:14		45-52	-7	13 STEWART S Free Throw made (1 In)
01:13				13 STEWART S Free Throw missed (1 Out)
01:11	5 McLACHLAN J Defensive Rebound			
00:58	6 OHAMA K 2 Pts paint missed (2 Out)			
00:57				9 TESCH L Defensive Rebound
00:57	5 McLACHLAN J Personal foul			
00:57				9 TESCH L Foul On
00:57	8 FERGUSON T Player IN <<----			
00:57	9 BENOIT C Player IN <<----			
00:57	5 McLACHLAN J Player OUT ---->>			
00:57	6 OHAMA K Player OUT ---->>			
00:57				9 TESCH L Free Throw missed (1 Out)
00:57				9 TESCH L Free Throw missed (1 Out)
00:56				9 TESCH L Offensive Rebound
00:56				9 TESCH L Foul On
00:56	11 PETTINICCHI S Personal foul			
00:56				9 TESCH L Free Throw missed (1 Out)
00:56				9 TESCH L Free Throw missed (1 Out)
00:55				Offensive Rebound
00:55				12 CHAPLIN S Player IN <<----
00:55				9 TESCH L Player OUT ---->>
00:50	9 BENOIT C Unsportmanlike foul			
00:50				12 CHAPLIN S Foul On
00:50				12 CHAPLIN S Free Throw missed (1 Out)
00:50				12 CHAPLIN S Free Throw missed (1 Out)
00:43				5 CRISPIN C Turnover
00:43	14 THOMAS M Steal			
00:32	9 BENOIT C 3-Pts missed (3 Out)			



## PLAY BY PLAY

文字比分播报

CAN 49 vs 53 AUS

Attendance: 12215

Game Time	CAN - Canada	Score	Lead	AUS - Australia
00:32				Defensive Rebound
00:30	8 FERGUSON T Personal foul			
00:30				11 GAUCI K Foul On
00:30		45-53	-8	11 GAUCI K Free Throw made (1 In)
00:29				11 GAUCI K Free Throw missed (1 Out)
00:29				5 CRISPIN C Technical foul
00:29	5 McLACHLAN J Player IN <<----			
00:29	10 HARNOCK K Player IN <<----			
00:29	8 FERGUSON T Player OUT ---->>			
00:29	9 BENOIT C Player OUT ---->>			
00:29				5 CRISPIN C Player OUT ---->>
00:29				9 TESCH L Player IN <<----
00:29	Defensive Rebound			
00:29	14 THOMAS M Free Throw made (1 In)	46-53	-7	
00:29	14 THOMAS M Free Throw made (1 In)	47-53	-6	
00:23	10 HARNOCK K 3-Pts missed (3 Out)			
00:22	11 PETTINICCHI S Personal foul			
00:22				13 STEWART S Foul On
00:22				13 STEWART S Free Throw missed (1 Out)
00:21				13 STEWART S Free Throw missed (1 Out)
00:17	5 McLACHLAN J Defensive Rebound			
00:09				13 STEWART S Personal foul
00:09	14 THOMAS M Foul On			
00:09	Time out			
00:09	14 THOMAS M Free Throw missed (1 Out)			
00:07	14 THOMAS M Free Throw missed (1 Out)			
00:07	5 McLACHLAN J Offensive Rebound			
00:07	5 McLACHLAN J 2-Pts paint made (2 In)	49-53	-4	
00:07				Time out
00:02	11 PETTINICCHI S Personal foul			
00:02				11 GAUCI K Foul On
00:02				12 CHAPLIN S Free Throw missed (1 Out)
00:01				12 CHAPLIN S Free Throw missed (1 Out)
00:00	5 McLACHLAN J Defensive Rebound			





## RESULTS

比赛成绩

### CAN 27 vs 28 AUS

Attendance: 0

Referee: URUNUELA Juan Manuel (ESP)

Commissioner: REHLING Detlef Klaus (GER)

Umpires: PURSGLOVE Ian Robert (GBR); KINDERVATER Max (GER)

Classifier: TSUNEMI Hiroshi (JPN)

Q1 Q2

Scoring by 5 min intervals:	CAN	2	10	19	27
	AUS	8	14	18	28

#### CAN - CANADA

No.	Name	Sport Class	MIN	Field Goals		2 Points		3 Points		Free Throws		Rebounds			AS	TO	ST	BS	PF	FO	PTS
				M/A	%	M/A	%	M/A	%	M/A	%	OR	DR	TOT							
*4	KREMPIEN Jennifer	1.0	20:00	0/1	0	0/1	0					2	2							1	0
*8	FERGUSON Tracey	3.0	14:41	4/7	57	4/7	57			3/5	60	2	1	3	1	5			2	4	11
*9	BENOIT Chantal (C)	3.5	10:36	1/4	25	1/4	25			0/2	0	2	2	2	1	2			3	1	2
*11	PETTINICCHI Sabrina	1.5	14:40	1/1	100	1/1	100					2	2								2
*14	THOMAS Misty	4.5	20:00	5/11	45	5/10	50	0/1	0			9	9	2	2	2	1	2			10
5	McLACHLAN Janet	4.5	04:03	1/1	100	1/1	100					1	1							1	2
6	OHAMA Kendra	2.5	00:00																		0
7	OUELLET Cindy	3.5	05:15	0/1	0	0/1	0							1					1		0
10	HARNOCK Katie	2.5	02:04	0/1	0	0/1	0								1						0
12	FRANKS Lisa	1.0	05:20	0/1	0	0/1	0									1			3		0
13	RADKE Lori	4.5	03:21									1	1	1					2	2	0
15	FESER Tara	4.5	00:00																		0
Team/Coach																					
<b>Totals</b>				12/28	43	12/27	44	0/1	0	3/7	43	4	16	20	6	10	5	1	13	9	27
<b>Coach</b>		FRICK Tim																			
<b>Assistant Coach</b>		NICHOLSON Patricia									JOHNSON Bill										

#### AUS - AUSTRALIA

No.	Name	Sport Class	MIN	Field Goals		2 Points		3 Points		Free Throws		Rebounds			AS	TO	ST	BS	PF	FO	PTS
				M/A	%	M/A	%	M/A	%	M/A	%	OR	DR	TOT							
*9	TESCH Liesl (C)	4.0	15:59	2/4	50	2/4	50			2/3	67	5	5	3		2			2	4	6
*10	BURZYNSKI Clare	1.0	18:04	0/2	0	0/2	0					2	2		1		1	2			0
*11	GAUCI Kylie	2.0	20:00	1/4	25	1/3	33	0/1	0	2/2	100	1	2	3	1	1			2	1	4
*12	CHAPLIN Shelley	3.5	11:47	2/3	67	2/3	67					1	1		2					2	4
*13	STEWART Sarah	3.0	12:32	3/6	50	3/6	50					1	1		2	1			1	1	6
4	DOMASCHENZ Melanie	1.0	01:56																1		0
5	CRISPIN Cobi	4.0	12:14	2/2	100	2/2	100			2/6	33	1	1	2	1	1			1	4	6
6	KEAN Bridie	4.0	00:00																		0
7	HALL Melanie	2.5	00:00																		0
8	McKENZIE Tina	3.0	05:24	0/1	0	0/1	0			2/2	100									1	2
14	HILL Katie	3.0	02:04	0/3	0	0/3	0														0
15	O'KELLY-KENNEDY Kathleen	4.0	00:00																		0
Team/Coach																					
<b>Totals</b>				10/25	40	10/24	42	0/1	0	8/13	62	1	14	15	6	7	4	1	9	13	28
<b>Coach</b>		HEWSON Gerry																			
<b>Assistant Coach</b>		HEWISH Mark																			

	CAN	AUS
Points from Turnovers	8	8
Points in the Paint	14	18
Second Chance Points	2	0
Fast Break Points	2	0

	CAN	AUS
Biggest Lead	3	6
Biggest Scoring Run	7-0(15-14)	8-0(2-8)
Lead Changes	8	
Times Tied	4	

#### Legend:

%	Shooting Percentage	(C)	Captain	*	Starters	AS	Assists
BS	Blocked Shots	DR	Defensive Rebounds	FO	Fouls On	M/A	Made/Attempts
MIN	Minutes Played	OR	Offensive Rebounds	PF	Fouls	PTS	Points
Qx	Quarter Time	ST	Steals	TO	Turnovers	TOT	Total Rebounds



## RESULTS

比赛成绩

### CAN 49 vs 53 AUS

Attendance: 0

Referee: URUNUELA Juan Manuel (ESP)

Commissioner: REHLING Detlef Klaus (GER)

Umpires: PURSGLOVE Ian Robert (GBR); KINDERVATER Max (GER)

Classifier: TSUNEMI Hiroshi (JPN)

		Q1		Q2		Q3		Q4	
Scoring by 5 min intervals:	CAN	2	10	19	27	31	37	43	49
	AUS	8	14	18	28	34	40	46	53

#### CAN - CANADA

No.	Name	Sport Class	MIN	Field Goals		2 Points		3 Points		Free Throws		Rebounds			AS	TO	ST	BS	PF	FO	PTS
				M/A	%	M/A	%	M/A	%	M/A	%	OR	DR	TOT							
*4	KREMPIEN Jennifer	1.0	40:00	0/3	0	0/3	0					1	3	4	1	1	2		3	2	0
*8	FERGUSON Tracey	3.0	22:47	4/8	50	4/8	50			3/5	60	2	2	4	2	7			3	5	11
*9	BENOIT Chantal (C)	3.5	20:14	1/5	20	1/4	25	0/1	0	0/2	0		2	2	3	2			4	1	2
*11	PETTINICCHI Sabrina	1.5	17:52	1/2	50	1/2	50					2	2	2					4	2	2
*14	THOMAS Misty	4.5	35:08	8/17	47	8/15	53	0/2	0	5/8	63	1	13	14	2	4	4	1	2	4	21
5	McLACHLAN Janet	4.5	05:03	2/2	100	2/2	100					1	4	5					1	1	4
6	OHAMA Kendra	2.5	11:25	1/4	25	1/4	25					2		2	1	1			1		2
7	OUELLET Cindy	3.5	05:15	0/1	0	0/1	0								1				1		0
10	HARNOCK Katie	2.5	11:43	0/4	0	0/3	0	0/1	0				1	1		1					1
12	FRANKS Lisa	1.0	12:58	0/2	0	0/2	0						1	1			1		3	1	0
13	RADKE Lori	4.5	09:15							1/2	50		1	1	1	1	2		2	4	1
15	FESER Tara	4.5	08:20	3/5	60	3/5	60						3	3		1	1		3		6
Team/Coach																					
<b>Totals</b>				20/53	38	20/49	41	0/4	0	9/17	53	9	32	41	11	20	10	1	27	19	49
<b>Coach</b>		FRICK Tim																			
<b>Assistant Coach</b>		NICHOLSON Patricia									JOHNSON Bill										

#### AUS - AUSTRALIA

No.	Name	Sport Class	MIN	Field Goals		2 Points		3 Points		Free Throws		Rebounds			AS	TO	ST	BS	PF	FO	PTS
				M/A	%	M/A	%	M/A	%	M/A	%	OR	DR	TOT							
*9	TESCH Liesl (C)	4.0	27:42	3/8	38	3/8	38			2/7	29	2	6	8	4	1	4		3	7	8
*10	BURZYNSKI Clare	1.0	37:33	0/3	0	0/3	0						3	3	1	1		1	2		0
*11	GAUCI Kylie	2.0	40:00	2/8	25	2/6	33	0/2	0	3/4	75	1	3	4	3	6	2		3	3	7
*12	CHAPLIN Shelley	3.5	23:24	4/8	50	4/8	50			1/6	17	1	1	2		2	1		2	6	9
*13	STEWART Sarah	3.0	26:43	7/12	58	7/12	58			1/4	25		2	2		2	1		4	3	15
4	DOMASCHENZ Melanie	1.0	02:27																1		0
5	CRISPIN Cobi	4.0	22:47	4/5	80	4/5	80			2/6	33	1	4	5	2	3	2		5	4	10
6	KEAN Bridie	4.0	00:00																		0
7	HALL Melanie	2.5	00:00																		0
8	McKENZIE Tina	3.0	11:13	0/2	0	0/2	0			2/4	50		1	1	1	1				3	2
14	HILL Katie	3.0	02:04	0/3	0	0/3	0														0
15	O'KELLY-KENNEDY Kathleen	4.0	06:07	1/1	100	1/1	100						2	2	1		1			1	2
Team/Coach																					
<b>Totals</b>				21/50	42	21/48	44	0/2	0	11/31	35	6	27	33	12	16	11	1	20	27	53
<b>Coach</b>		HEWSON Gerry																			
<b>Assistant Coach</b>		HEWISH Mark																			

	CAN	AUS
Points from Turnovers	9	18
Points in the Paint	24	34
Second Chance Points	6	2
Fast Break Points	2	2

	CAN	AUS
Biggest Lead	3	8
Biggest Scoring Run	7-0(15-14)	8-0(2-8)
Lead Changes	10	
Times Tied	5	

#### Legend:

%	Shooting Percentage	(C)	Captain	*	Starters	AS	Assists
BS	Blocked Shots	DR	Defensive Rebounds	FO	Fouls On	M/A	Made/Attempts
MIN	Minutes Played	OR	Offensive Rebounds	OTx	Overtime	PF	Fouls
PTS	Points	Qx	Quarter Time	ST	Steals	TO	Turnovers
TOT	Total Rebounds						



## RESULTS

比赛成绩

### CAN 49 vs 53 AUS

Attendance: 12215

Referee: URUNUELA Juan Manuel (ESP)

Commissioner: REHLING Detlef Klaus (GER)

Umpires: PURSGLOVE Ian Robert (GBR); KINDERVATER Max (GER)

Classifier: TSUNEMI Hiroshi (JPN)

		Q1		Q2		Q3		Q4	
Scoring by 5 min intervals:	CAN	2	10	19	27	31	37	43	49
	AUS	8	14	18	28	34	40	46	53

#### CAN - CANADA

No.	Name	Sport Class	MIN	Field Goals		2 Points		3 Points		Free Throws		Rebounds			AS	TO	ST	BS	PF	FO	PTS
				M/A	%	M/A	%	M/A	%	M/A	%	OR	DR	TOT							
*4	KREMPIEN Jennifer	1.0	40:00	0/3	0	0/3	0					1	3	4	1	1	2		3	2	0
*8	FERGUSON Tracey	3.0	22:47	4/8	50	4/8	50			3/5	60	2	2	4	2	7			3	5	11
*9	BENOIT Chantal (C)	3.5	20:14	1/5	20	1/4	25	0/1	0	0/2	0		2	2	3	2			4	1	2
*11	PETTINICCHI Sabrina	1.5	17:52	1/2	50	1/2	50					2		2					4		2
*14	THOMAS Misty	4.5	35:08	8/17	47	8/15	53	0/2	0	5/8	63	1	13	14	2	4	4	1	2	4	21
5	McLACHLAN Janet	4.5	05:03	2/2	100	2/2	100					1	4	5					1	1	4
6	OHAMA Kendra	2.5	11:25	1/4	25	1/4	25					2		2	1	1			1		2
7	OUELLET Cindy	3.5	05:15	0/1	0	0/1	0								1				1		0
10	HARNOCK Katie	2.5	11:43	0/4	0	0/3	0	0/1	0				1	1		1					1
12	FRANKS Lisa	1.0	12:58	0/2	0	0/2	0						1	1			1		3	1	0
13	RADKE Lori	4.5	09:15							1/2	50		1	1	1	1	2		2	4	1
15	FESER Tara	4.5	08:20	3/5	60	3/5	60						3	3		1	1		3		6
Team/Coach																					
<b>Totals</b>				20/53	38	20/49	41	0/4	0	9/17	53	9	32	41	11	20	10	1	27	19	49
<b>Coach</b>		FRICK Tim																			
<b>Assistant Coach</b>		NICHOLSON Patricia									JOHNSON Bill										

#### AUS - AUSTRALIA

No.	Name	Sport Class	MIN	Field Goals		2 Points		3 Points		Free Throws		Rebounds			AS	TO	ST	BS	PF	FO	PTS
				M/A	%	M/A	%	M/A	%	M/A	%	OR	DR	TOT							
*9	TESCH Liesl (C)	4.0	27:42	3/8	38	3/8	38			2/7	29	2	6	8	4	1	4		3	7	8
*10	BURZYNSKI Clare	1.0	37:33	0/3	0	0/3	0						3	3	1	1		1	2		0
*11	GAUCI Kylie	2.0	40:00	2/8	25	2/6	33	0/2	0	3/4	75	1	3	4	3	6	2		3	3	7
*12	CHAPLIN Shelley	3.5	23:24	4/8	50	4/8	50			1/6	17	1	1	2		2	1		2	6	9
*13	STEWART Sarah	3.0	26:43	7/12	58	7/12	58			1/4	25		2	2		2	1		4	3	15
4	DOMASCHENZ Melanie	1.0	02:27																1		0
5	CRISPIN Cobi	4.0	22:47	4/5	80	4/5	80			2/6	33	1	4	5	2	3	2		5	4	10
6	KEAN Bridie	4.0	00:00																		0
7	HALL Melanie	2.5	00:00																		0
8	McKENZIE Tina	3.0	11:13	0/2	0	0/2	0			2/4	50		1	1	1	1				3	2
14	HILL Katie	3.0	02:04	0/3	0	0/3	0														0
15	O'KELLY-KENNEDY Kathleen	4.0	06:07	1/1	100	1/1	100						2	2	1		1			1	2
Team/Coach																					
<b>Totals</b>				21/50	42	21/48	44	0/2	0	11/31	35	6	27	33	12	16	11	1	20	27	53
<b>Coach</b>		HEWSON Gerry																			
<b>Assistant Coach</b>		HEWISH Mark																			

	CAN	AUS
Points from Turnovers	9	18
Points in the Paint	24	34
Second Chance Points	6	2
Fast Break Points	2	2

	CAN	AUS
Biggest Lead	3	8
Biggest Scoring Run	7-0(15-14)	8-0(2-8)
Lead Changes	10	
Times Tied	5	

#### Legend:

%	Shooting Percentage	(C)	Captain	*	Starters	AS	Assists
BS	Blocked Shots	DR	Defensive Rebounds	FO	Fouls On	M/A	Made/Attempts
MIN	Minutes Played	OR	Offensive Rebounds	OTx	Overtime	PF	Fouls
PTS	Points	Qx	Quarter Time	ST	Steals	TO	Turnovers
TOT	Total Rebounds						



## START LIST

首发名单

### JPN - GBR

**Referee:** WELLS Matthew Brian (AUS)  
**Umpires:** SALGUERO Cristian Ariel (ARG); FARRUGIA Anna Valerie (FRA)

**Commissioner:** LOVE Greg (AUS)  
**Classifier:** DINH Trien Tan (FRA)

#### JPN - Japan

No.	Name	Pos	Age	Sport Class	Current Games Statistics						
					PPG	FG%	3FG%	FT%	RPG	APG	MPG (GP)
4	BETTO Yuka	F	37	3.0	3.0	50		0	2.0	1.8	13:37 (4)
5	MASHIKO Megumi	G	38	3.0	5.3	39	17	33	3.0	4.8	24:02 (4)
6	URAMOTO Miki	G	27	2.5	1.0	100		0			02:05 (2)
7	TANEDA Kimi	G	33	1.0	0.8	0		50	1.5	0.3	16:20 (4)
8	KOSUZUKI Tomomi	F	29	3.5	0.0						00:00 (0)
9	TAKABAYASHI Mika (C)	G	37	1.5	6.0	46	0	50	2.5	2.3	35:50 (4)
10	YOSHIDA Erika	F	31	1.0	1.5	33			2.0	0.8	24:57 (4)
11	KAWAKAMI Rie	F	37	1.0	0.0						04:02 (2)
12	TAKUBO Ikumi	F	25	4.0	16.3	49	100	44	9.0	2.8	38:49 (4)
13	SUGAHARA Naoko	C	40	4.5	0.0	0			1.0		03:10 (3)
14	SOEDA Tomoe	F	33	3.5	0.0	0	0		0.7	0.7	03:58 (3)
15	AMIMOTO Mari	F	19	4.5	22.0	42	20	54	7.5	2.5	37:57 (4)
Team			32.2		55.3	42	21	47	28.8	15.5	
<b>Coach</b>		IWASA Yoshiaki									
<b>Assistant Coach</b>		KIKUCHI Tetsuhiro									

JPN Played		
PR	CHN	49-46
PR	MEX	52-34
PR	CAN	55-52
PR	NED	65-49

#### GBR - Great Britain

No.	Name	Pos	Age	Sport Class	Current Games Statistics						
					PPG	FG%	3FG%	FT%	RPG	APG	MPG (GP)
4	MACLEAN Caroline	G	33	2.0	5.8	39	50	0	2.5	0.8	23:56 (4)
5	HARPER Joanne	G	43	1.0	0.0						05:12 (3)
6	STRANGE Clare	G	28	1.5	8.3	38	0	10	1.8	3.0	28:35 (4)
7	FREEMAN Helen	F	18	4.0	4.5	32		25	3.8	1.5	20:02 (4)
8	WILD Ann	G	35	2.0	1.0	25			0.8	1.3	10:50 (4)
9	JOHNSON Paula	F	30	2.5	0.0	0			2.0		02:51 (1)
10	WAGER Sally	F	27	3.0	6.5	33		36	8.3	0.5	27:50 (4)
11	FOX Jill	G	38	1.5	0.8	100		25	2.3	0.3	14:14 (4)
12	TURNER Helen	F	30	4.0	6.0	36			6.8	0.5	26:13 (4)
13	SUGDEN Louise	G	24	2.0	3.5	47		0	3.3	0.3	23:20 (4)
14	McDONALD Pauline	G	28	2.5	1.7	40		50	0.3		06:52 (3)
15	MATTHEWS Caroline (C)	C	35	4.5	4.0	38		0	2.5	0.3	15:09 (4)
Team			30.8		41.5	37	20	20	32.5	8.3	
<b>Coach</b>		PEEL Garry									
<b>Assistant Coach</b>		BHANIA Haj Singh					FODEN Mathew				

GBR Played		
PR	AUS	30-59
PR	BRA	61-29
PR	USA	31-56
PR	GER	44-50

#### Legend:

3FG%	3 Field Goals %	APG	Assists per Game	C	Centre	F	Forward
FG%	Field Goals %	FT%	Free Throws %	G	Guard	GP	Games Played
MPG	Minutes Played per Game	Pos	Playing Position	PPG	Points per Game	PR	Preliminary Round
RPG	Rebounds per Game						



## START LIST

首发名单

### GER - NED

**Referee:** QUINTANA Matias (ARG)  
**Umpires:** ROJA Cristian (ITA); KUERZI Bill (USA)

**Commissioner:** KERR Trevor Andrew (CAN)  
**Classifier:** MACKAY Kenneth (GBR)

#### GER - Germany

No.	Name	Pos	Age	Sport Class	Current Games Statistics						
					PPG	FG%	3FG%	FT%	RPG	APG	MPG (GP)
4	KAUTZ Britta	F	26	1.0	0.0	0			0.5		10:53 (2)
5	MEITNER Birgit	G	30	2.5	2.0	30		100	1.8	1.5	12:12 (4)
6	KUES Simone	F	31	1.0	3.8	37		33	3.0	0.5	24:08 (4)
7	MULLER Edina Anita	F	25	2.0	1.5	33			1.8	0.8	11:04 (4)
8	ZEYEN Annika	G	23	1.5	6.3	44		33	2.3	2.3	30:43 (4)
9	SEIFERT Nicole	G	34	1.5	2.8	63		33	1.3	1.3	20:28 (4)
10	SCHUNEMANN Gesche	C	25	4.5	3.8	35	0	50	4.5	0.5	09:42 (4)
11	SCHRATZ Nora	G	29	2.5	1.5	33	0		0.8	1.3	14:52 (4)
12	BUTTERBRODT Maren	C	31	4.5	10.0	50	0	50	9.0	2.5	26:09 (4)
13	BEHRENS Alke	F	28	1.0	0.0	0					02:06 (2)
14	KAHL Annette (C)	C	35	4.5	4.0	38			2.5	0.3	11:08 (4)
15	MOHNEN Marina	C	29	4.5	18.0	53	0	50	11.0	3.3	32:59 (4)
Team			28.8		53.5	44	0	47	38.0	14.0	
<b>Coach</b>		GLINICKI Holger Ingo									
<b>Assistant Coach</b>		RICHARZ Peter									

GER Played		
PR	BRA	62-32
PR	USA	38-42
PR	AUS	64-56
PR	GBR	50-44

#### NED - Netherlands

No.	Name	Pos	Age	Sport Class	Current Games Statistics						
					PPG	FG%	3FG%	FT%	RPG	APG	MPG (GP)
4	HUITZING Inge	G	34	4.5	10.8	43	20	29	8.3	0.5	27:45 (4)
5	BOEKHOORN Patries	F	38	1.0	0.0						06:14 (3)
6	VISSER Jitske	F	15	1.0	0.5	11			0.8	0.5	17:08 (4)
7	OOSTERBAAN Roos	G	29	1.5	4.5	30		50	4.5	3.3	37:57 (4)
8	PIETERSE Fleur	F	29	2.5	0.0	0			0.3		08:25 (3)
9	GARNIER Petra (C)	C	37	4.5	2.0	24			4.8	0.8	11:29 (4)
10	RAMAEKERS Brenda	C	22	4.5	0.0	0					02:26 (2)
11	KORVER Cher	G	32	2.5	10.5	33	0	46	5.8	2.3	36:32 (4)
12	BRAAM Sandra	F	30	1.0	0.0						02:32 (3)
13	VAN BERGEN Barbara	F	30	2.0	1.0	29			2.8	0.5	13:58 (4)
14	VERSLOOT Carina	F	28	3.0	3.3	19		17	3.8	1.3	20:01 (4)
15	van OOSTROM Elsbeth	C	26	4.5	15.3	47	0	47	7.3	0.8	20:59 (4)
Team			29.2		47.8	34	11	40	38.0	9.8	
<b>Coach</b>		LANSINK ROTGERINK Yvonne									
<b>Assistant Coach</b>		van de BUNTE Kees									

NED Played		
PR	MEX	59-46
PR	CAN	32-59
PR	JPN	49-65
PR	CHN	51-35

#### Legend:

3FG%	3 Field Goals %	APG	Assists per Game	C	Centre	F	Forward
FG%	Field Goals %	FT%	Free Throws %	G	Guard	GP	Games Played
MPG	Minutes Played per Game	Pos	Playing Position	PPG	Points per Game	PR	Preliminary Round
RPG	Rebounds per Game						



## START LIST

首发名单

### GER - NED

**Referee:** QUINTANA Matias (ARG)  
**Umpires:** ROJA Cristian (ITA); KUERZI Bill (USA)

**Commissioner:** KERR Trevor Andrew (CAN)  
**Classifier:** MACKAY Kenneth (GBR)

#### GER - Germany

No.	Name	Pos	Age	Sport Class	Current Games Statistics						
					PPG	FG%	3FG%	FT%	RPG	APG	MPG (GP)
4	KAUTZ Britta	F	26	1.0	0.0	0			0.5		10:53 (2)
5	MEITNER Birgit	G	30	2.5	2.0	30		100	1.8	1.5	12:12 (4)
6	KUES Simone	F	31	1.0	3.8	37		33	3.0	0.5	24:08 (4)
7	MULLER Edina Anita	F	25	2.0	1.5	33			1.8	0.8	11:04 (4)
8	ZEYEN Annika	G	23	1.5	6.3	44		33	2.3	2.3	30:43 (4)
9	SEIFERT Nicole	G	34	1.5	2.8	63		33	1.3	1.3	20:28 (4)
10	SCHUNEMANN Gesche	C	25	4.5	3.8	35	0	50	4.5	0.5	09:42 (4)
11	SCHRATZ Nora	G	29	2.5	1.5	33	0		0.8	1.3	14:52 (4)
12	BUTTERBRODT Maren	C	31	4.5	10.0	50	0	50	9.0	2.5	26:09 (4)
13	BEHRENS Alke	F	28	1.0	0.0	0					02:06 (2)
14	KAHL Annette (C)	C	35	4.5	4.0	38			2.5	0.3	11:08 (4)
15	MOHNEN Marina	C	29	4.5	18.0	53	0	50	11.0	3.3	32:59 (4)
Team			28.8		53.5	44	0	47	38.0	14.0	
<b>Coach</b>		GLINICKI Holger Ingo									
<b>Assistant Coach</b>		RICHARZ Peter									

GER Played		
PR	BRA	62-32
PR	USA	38-42
PR	AUS	64-56
PR	GBR	50-44

#### NED - Netherlands

No.	Name	Pos	Age	Sport Class	Current Games Statistics						
					PPG	FG%	3FG%	FT%	RPG	APG	MPG (GP)
4	HUITZING Inge	G	34	4.5	10.8	43	20	29	8.3	0.5	27:45 (4)
5	BOEKHOORN Patries	F	38	1.0	0.0						06:14 (3)
6	VISSER Jitske	F	15	1.0	0.5	11			0.8	0.5	17:08 (4)
7	OOSTERBAAN Roos	G	29	1.5	4.5	30		50	4.5	3.3	37:57 (4)
8	PIETERSE Fleur	F	29	2.5	0.0	0			0.3		08:25 (3)
9	GARNIER Petra (C)	C	37	4.5	2.0	24			4.8	0.8	11:29 (4)
10	RAMAEKERS Brenda	C	22	4.5	0.0	0					02:26 (2)
11	KORVER Cher	G	32	2.5	10.5	33	0	46	5.8	2.3	36:32 (4)
12	BRAAM Sandra	F	30	1.0	0.0						02:32 (3)
13	VAN BERGEN Barbara	F	30	2.0	1.0	29			2.8	0.5	13:58 (4)
14	VERSLOOT Carina	F	28	3.0	3.3	19		17	3.8	1.3	20:01 (4)
15	van OOSTROM Elsbeth	C	26	4.5	15.3	47	0	47	7.3	0.8	20:59 (4)
Team			29.2		47.8	34	11	40	38.0	9.8	
<b>Coach</b>		LANSINK ROTGERINK Yvonne									
<b>Assistant Coach</b>		van de BUNTE Kees									

NED Played		
PR	MEX	59-46
PR	CAN	32-59
PR	JPN	49-65
PR	CHN	51-35

#### Legend:

3FG%	3 Field Goals %	APG	Assists per Game	C	Centre	F	Forward
FG%	Field Goals %	FT%	Free Throws %	G	Guard	GP	Games Played
MPG	Minutes Played per Game	Pos	Playing Position	PPG	Points per Game	PR	Preliminary Round
RPG	Rebounds per Game						



## PLAY BY PLAY

文字比分播报

GER 21 vs 17 NED

Attendance: 12215

Scoring by 5 min intervals:

	Q1		Q2	
GER	2	4	6	21
NED	0	4	13	17

### FIRST QUARTER

#### Quarter Starters:

**GER** 6 KUES S                      8 ZEYEN A                      11 SCHRATZ N                      12 BUTTERBRODT M                      15 MOHNEN M  
**NED** 4 HUITZING I                      6 VISSER J                      7 OOSTERBAAN R                      11 KORVER C                      15 van OOSTROM E

Game Time	GER - Germany	Score	Lead	NED - Netherlands
10:00	6 KUES S Player IN <<----			
10:00	8 ZEYEN A Player IN <<----			
10:00	11 SCHRATZ N Player IN <<----			
10:00	12 BUTTERBRODT M Player IN <<----			
10:00	15 MOHNEN M Player IN <<----			
10:00				4 HUITZING I Player IN <<----
10:00				6 VISSER J Player IN <<----
10:00				7 OOSTERBAAN R Player IN <<----
10:00				11 KORVER C Player IN <<----
10:00				15 van OOSTROM E Player IN <<----
10:00	12 BUTTERBRODT M Tap off won			15 van OOSTROM E Tap off lost
09:43	15 MOHNEN M 2-Pts missed (2 out)			
09:42				6 VISSER J Defensive Rebound
09:28				15 van OOSTROM E 2 Pts paint missed (2 Out)
09:23				6 VISSER J Offensive Rebound
09:19				11 KORVER C 3-Pts missed (3 Out)
09:16	12 BUTTERBRODT M Defensive Rebound			
09:03	15 MOHNEN M 2-Pts missed (2 out)			
09:01				15 van OOSTROM E Defensive Rebound
08:54				4 HUITZING I 3-Pts missed (3 Out)
08:54	15 MOHNEN M Defensive Rebound			
08:36	15 MOHNEN M Turnover			
08:36				11 KORVER C Steal
08:18				11 KORVER C 2-Pts missed (2 out)
08:15	15 MOHNEN M Defensive Rebound			
08:00	11 SCHRATZ N 2 Pts paint missed (2 Out)			
07:59				7 OOSTERBAAN R Defensive Rebound
07:43				4 HUITZING I 2-Pts missed (2 out)
07:42	11 SCHRATZ N Defensive Rebound			
07:32	12 BUTTERBRODT M Offensive foul			
07:32	12 BUTTERBRODT M Turnover			
07:32				11 KORVER C Foul On
07:31				11 KORVER C Steal
07:03				15 van OOSTROM E 3-Pts missed (3 Out)





## PLAY BY PLAY

文字比分播报

GER 21 vs 17 NED

Attendance: 12215

Game Time	GER - Germany	Score	Lead	NED - Netherlands
07:01	11 SCHRATZ N Defensive Rebound			
06:53	11 SCHRATZ N Turnover			
06:53				7 OOSTERBAAN R Steal
06:36				11 KORVER C 2-Pts missed (2 out)
06:34				4 HUITZING I Offensive Rebound
06:26				4 HUITZING I 2-Pts missed (2 out)
06:23	15 MOHNEN M Defensive Rebound			
06:14	12 BUTTERBRODT M 2 Pts paint missed (2 Out)			
06:12				15 van OOSTROM E Defensive Rebound
05:48				11 KORVER C 2-Pts missed (2 out)
05:46	6 KUES S Defensive Rebound			
05:29	15 MOHNEN M 2-Pts made (2 In)	2-0	+2	
05:03				11 KORVER C 2-Pts missed (2 out)
05:02	6 KUES S Defensive Rebound			
04:55				7 OOSTERBAAN R Personal foul
04:55	11 SCHRATZ N Foul On			
04:40	12 BUTTERBRODT M 2 Pts paint missed (2 Out)			
04:39				Defensive Rebound
04:25	15 MOHNEN M Personal foul			
04:25				7 OOSTERBAAN R Foul On
04:25	11 SCHRATZ N Player OUT ---->>			
04:25	5 MEITNER B Player IN <<----			
04:25				9 GARNIER P Player IN <<----
04:25				15 van OOSTROM E Player OUT ---->>
04:13		2-2	0	11 KORVER C 2-Pts made (2 In)
03:52	15 MOHNEN M 2-Pts paint made (2 In)	4-2	+2	
03:29				4 HUITZING I 2-Pts missed (2 out)
03:28	5 MEITNER B Defensive Rebound			
03:12	12 BUTTERBRODT M Turnover			
02:52		4-4	0	6 VISSER J 2-Pts paint made (2 In)
02:47				11 KORVER C Assist
02:40				7 OOSTERBAAN R Personal foul
02:40	6 KUES S Foul On			
02:40	14 KAHL A Player IN <<----			
02:40	12 BUTTERBRODT M Player OUT ---->>			
02:32	15 MOHNEN M Turnover			
02:32				7 OOSTERBAAN R Steal
02:16				9 GARNIER P 2 Pts paint missed (2 Out)
02:13	14 KAHL A Defensive Rebound			
01:59	14 KAHL A 2 Pts paint missed (2 Out)			
01:57				9 GARNIER P Defensive Rebound
01:33				4 HUITZING I 2-Pts missed (2 out)





## PLAY BY PLAY

文字比分播报

GER 21 vs 17 NED

Attendance: 12215

Game Time	GER - Germany	Score	Lead	NED - Netherlands
01:31	14 KAHL A Defensive Rebound			
01:09	14 KAHL A Turnover			
00:45				4 HUITZING I 2-Pts missed (2 out)
00:43	15 MOHNEN M Defensive Rebound			
00:23	15 MOHNEN M 2 Pts paint missed (2 Out)			
00:21				4 HUITZING I Defensive Rebound
00:04				7 OOSTERBAAN R 2-Pts missed (2 out)
00:02	14 KAHL A Defensive Rebound			

## SECOND QUARTER

### Quarter Starters:

**GER** 6 KUES S                      12 BUTTERBRODT M              5 MEITNER B                      15 MOHNEN M                      8 ZEYEN A  
**NED** 9 GARNIER P                      11 KORVER C                      4 HUITZING I                      6 VISSER J                      7 OOSTERBAAN R

Game Time	GER - Germany	Score	Lead	NED - Netherlands
10:00	6 KUES S Player IN <<----			
10:00	12 BUTTERBRODT M Player IN <<----			
10:00	5 MEITNER B Player IN <<----			
10:00	15 MOHNEN M Player IN <<----			
10:00	8 ZEYEN A Player IN <<----			
10:00				9 GARNIER P Player IN <<----
10:00				11 KORVER C Player IN <<----
10:00				4 HUITZING I Player IN <<----
10:00				6 VISSER J Player IN <<----
10:00				7 OOSTERBAAN R Player IN <<----
10:00				Tap off situation, throw-in
09:44	Tap off situation, throw-in			
09:38	5 MEITNER B Turnover			
09:38				9 GARNIER P Steal
09:21		4-6	-2	4 HUITZING I 2-Pts made (2 In)
09:19				11 KORVER C Assist
08:52	5 MEITNER B 2 Pts paint missed (2 Out)			
08:50				9 GARNIER P Defensive Rebound
08:34		4-8	-4	4 HUITZING I 2-Pts made (2 In)
08:17	12 BUTTERBRODT M 2 Pts paint missed (2 Out)			
08:15				9 GARNIER P Defensive Rebound
08:08				Time out
08:08				15 van OOSTROM E Player IN <<----
08:08				9 GARNIER P Player OUT ---->>
07:52		4-11	-7	4 HUITZING I 3-Pts made (3 In)
07:28	15 MOHNEN M Turnover			
07:28				15 van OOSTROM E Steal
07:15				11 KORVER C 2 Pts paint missed (2 Out)



## PLAY BY PLAY

文字比分播报

GER 21 vs 17 NED

Attendance: 12215

Game Time	GER - Germany	Score	Lead	NED - Netherlands
07:13	6 KUES S Defensive Rebound			
07:02	12 BUTTERBRODT M 2-Pts missed (2 out)			
06:59				4 HUITZING I Defensive Rebound
06:38		4-13	-9	4 HUITZING I 2-Pts made (2 In)
06:38	Time out			
06:20	12 BUTTERBRODT M 2-Pts paint made (2 In)	6-13	-7	
06:18	15 MOHNEN M Assist			
05:58				4 HUITZING I 3-Pts missed (3 Out)
05:57	Defensive Rebound			
05:57	7 MULLER EA Player IN <<----			
05:57	9 SEIFERT N Player IN <<----			
05:57	5 MEITNER B Player OUT ---->>			
05:57	6 KUES S Player OUT ---->>			
05:34	15 MOHNEN M 2-Pts missed (2 out)			
05:32				11 KORVER C Defensive Rebound
05:15				7 OOSTERBAAN R Offensive foul
05:15				7 OOSTERBAAN R Turnover
05:15	15 MOHNEN M Foul On			
05:15	15 MOHNEN M Steal			
05:15				9 GARNIER P Player IN <<----
05:15				15 van OOSTROM E Player OUT ---->>
04:58	12 BUTTERBRODT M 2-Pts paint made (2 In)	8-13	-5	
04:56	15 MOHNEN M Assist			
04:31		8-15	-7	9 GARNIER P 2-Pts made (2 In)
04:14	7 MULLER EA Foul On			
04:14				4 HUITZING I Personal foul
04:14				13 VAN BERGEN B Player IN <<----
04:14				14 VERSLOOT C Player IN <<----
04:14				7 OOSTERBAAN R Player OUT ---->>
04:14				4 HUITZING I Player OUT ---->>
04:14	7 MULLER EA Free Throw made (1 In)	9-15	-6	
04:13	7 MULLER EA Free Throw missed (1 Out)			
04:09				11 KORVER C Defensive Rebound
04:09				11 KORVER C Offensive foul
04:09				11 KORVER C Turnover
04:09	7 MULLER EA Foul On			
04:09	7 MULLER EA Steal			
03:50	15 MOHNEN M 2-Pts missed (2 out)			
03:48	7 MULLER EA Offensive Rebound			
03:46				9 GARNIER P Personal foul
03:46	12 BUTTERBRODT M Foul On			
03:46	12 BUTTERBRODT M Free Throw made (1 In)	10-15	-5	



## PLAY BY PLAY

文字比分播报

GER 21 vs 17 NED

Attendance: 12215

Game Time	GER - Germany	Score	Lead	NED - Netherlands
03:46	12 BUTTERBRODT M Free Throw missed (1 Out)			
03:43				11 KORVER C Defensive Rebound
03:37	12 BUTTERBRODT M Personal foul			
03:37				11 KORVER C Foul On
03:32	12 BUTTERBRODT M Personal foul			
03:32				14 VERSLOOT C Foul On
03:32		10-16	-6	14 VERSLOOT C Free Throw made (1 In)
03:32		10-17	-7	14 VERSLOOT C Free Throw made (1 In)
03:32	Time out			
03:32	14 KAHL A Player IN <<----			
03:32	12 BUTTERBRODT M Player OUT ---->>			
03:17	14 KAHL A Fast Break			
03:19	14 KAHL A 2-Pts paint made (2 In)	12-17	-5	
02:53				11 KORVER C 3-Pts missed (3 Out)
02:51	14 KAHL A Defensive Rebound			
02:34	15 MOHNEN M 2-Pts made (2 In)	14-17	-3	
02:04				13 VAN BERGEN B Turnover
02:04				Time out
02:04				9 GARNIER P Player OUT ---->>
02:04				4 HUITZING I Player IN <<----
01:47	14 KAHL A 2 Pts paint missed (2 Out)			
01:46	8 ZEYEN A Offensive Rebound			
01:45				6 VISSER J Personal foul
01:45	9 SEIFERT N Foul On			
01:45	9 SEIFERT N Free Throw made (1 In)	15-17	-2	
01:44	9 SEIFERT N Free Throw missed (1 Out)			
01:41	14 KAHL A Offensive Rebound			
01:33	8 ZEYEN A 2-Pts paint made (2 In)	17-17	0	
01:32	15 MOHNEN M Assist			
01:06				6 VISSER J 2 Pts paint missed (2 Out)
01:04	14 KAHL A Defensive Rebound			
00:53	8 ZEYEN A 2 Pts paint missed (2 Out)			
00:51				11 KORVER C Defensive Rebound
00:43				4 HUITZING I Turnover
00:36				11 KORVER C Personal foul
00:36	15 MOHNEN M Foul On			
00:36	15 MOHNEN M Free Throw made (1 In)	18-17	+1	
00:36	15 MOHNEN M Free Throw made (1 In)	19-17	+2	
00:27				14 VERSLOOT C Turnover
00:00	14 KAHL A 2-Pts made (2 In)	21-17	+4	



## PLAY BY PLAY

文字比分播报

GER 43 vs 28 NED

Attendance: 12215

Scoring by 5 min intervals:		Q1		Q2		Q3		Q4	
GER		2	4	6	21	25	33	37	43
NED		0	4	13	17	26	28	28	28

### FIRST QUARTER

#### Quarter Starters:

**GER** 6 KUES S                      8 ZEYEN A                      11 SCHRATZ N                      12 BUTTERBRODT M                      15 MOHNEN M  
**NED** 4 HUITZING I                      6 VISSER J                      7 OOSTERBAAN R                      11 KORVER C                      15 van OOSTROM E

Game Time	GER - Germany	Score	Lead	NED - Netherlands
10:00	6 KUES S Player IN <<----			
10:00	8 ZEYEN A Player IN <<----			
10:00	11 SCHRATZ N Player IN <<----			
10:00	12 BUTTERBRODT M Player IN <<----			
10:00	15 MOHNEN M Player IN <<----			
10:00				4 HUITZING I Player IN <<----
10:00				6 VISSER J Player IN <<----
10:00				7 OOSTERBAAN R Player IN <<----
10:00				11 KORVER C Player IN <<----
10:00				15 van OOSTROM E Player IN <<----
10:00	12 BUTTERBRODT M Tap off won			15 van OOSTROM E Tap off lost
09:43	15 MOHNEN M 2-Pts missed (2 out)			
09:42				6 VISSER J Defensive Rebound
09:28				15 van OOSTROM E 2 Pts paint missed (2 Out)
09:23				6 VISSER J Offensive Rebound
09:19				11 KORVER C 3-Pts missed (3 Out)
09:16	12 BUTTERBRODT M Defensive Rebound			
09:03	15 MOHNEN M 2-Pts missed (2 out)			
09:01				15 van OOSTROM E Defensive Rebound
08:54				4 HUITZING I 3-Pts missed (3 Out)
08:54	15 MOHNEN M Defensive Rebound			
08:36	15 MOHNEN M Turnover			
08:36				11 KORVER C Steal
08:18				11 KORVER C 2-Pts missed (2 out)
08:15	15 MOHNEN M Defensive Rebound			
08:00	11 SCHRATZ N 2 Pts paint missed (2 Out)			
07:59				7 OOSTERBAAN R Defensive Rebound
07:43				4 HUITZING I 2-Pts missed (2 out)
07:42	11 SCHRATZ N Defensive Rebound			
07:32	12 BUTTERBRODT M Offensive foul			
07:32	12 BUTTERBRODT M Turnover			
07:32				11 KORVER C Foul On
07:31				11 KORVER C Steal
07:03				15 van OOSTROM E 3-Pts missed (3 Out)



## PLAY BY PLAY

文字比分播报

GER 43 vs 28 NED

Attendance: 12215

Game Time	GER - Germany	Score	Lead	NED - Netherlands
07:01	11 SCHRATZ N Defensive Rebound			
06:53	11 SCHRATZ N Turnover			
06:53				7 OOSTERBAAN R Steal
06:36				11 KORVER C 2-Pts missed (2 out)
06:34				4 HUITZING I Offensive Rebound
06:26				4 HUITZING I 2-Pts missed (2 out)
06:23	15 MOHNEN M Defensive Rebound			
06:14	12 BUTTERBRODT M 2 Pts paint missed (2 Out)			
06:12				15 van OOSTROM E Defensive Rebound
05:48				11 KORVER C 2-Pts missed (2 out)
05:46	6 KUES S Defensive Rebound			
05:29	15 MOHNEN M 2-Pts made (2 In)	2-0	+2	
05:03				11 KORVER C 2-Pts missed (2 out)
05:02	6 KUES S Defensive Rebound			
04:55				7 OOSTERBAAN R Personal foul
04:55	11 SCHRATZ N Foul On			
04:40	12 BUTTERBRODT M 2 Pts paint missed (2 Out)			
04:39				Defensive Rebound
04:25	15 MOHNEN M Personal foul			
04:25				7 OOSTERBAAN R Foul On
04:25	11 SCHRATZ N Player OUT ---->>			
04:25	5 MEITNER B Player IN <<----			
04:25				9 GARNIER P Player IN <<----
04:25				15 van OOSTROM E Player OUT ---->>
04:13		2-2	0	11 KORVER C 2-Pts made (2 In)
03:52	15 MOHNEN M 2-Pts paint made (2 In)	4-2	+2	
03:29				4 HUITZING I 2-Pts missed (2 out)
03:28	5 MEITNER B Defensive Rebound			
03:12	12 BUTTERBRODT M Turnover			
02:52		4-4	0	6 VISSER J 2-Pts paint made (2 In)
02:47				11 KORVER C Assist
02:40				7 OOSTERBAAN R Personal foul
02:40	6 KUES S Foul On			
02:40	14 KAHL A Player IN <<----			
02:40	12 BUTTERBRODT M Player OUT ---->>			
02:32	15 MOHNEN M Turnover			
02:32				7 OOSTERBAAN R Steal
02:16				9 GARNIER P 2 Pts paint missed (2 Out)
02:13	14 KAHL A Defensive Rebound			
01:59	14 KAHL A 2 Pts paint missed (2 Out)			
01:57				9 GARNIER P Defensive Rebound
01:33				4 HUITZING I 2-Pts missed (2 out)



## PLAY BY PLAY

文字比分播报

GER 43 vs 28 NED

Attendance: 12215

Game Time	GER - Germany	Score	Lead	NED - Netherlands
01:31	14 KAHL A Defensive Rebound			
01:09	14 KAHL A Turnover			
00:45				4 HUITZING I 2-Pts missed (2 out)
00:43	15 MOHNEN M Defensive Rebound			
00:23	15 MOHNEN M 2 Pts paint missed (2 Out)			
00:21				4 HUITZING I Defensive Rebound
00:04				7 OOSTERBAAN R 2-Pts missed (2 out)
00:02	14 KAHL A Defensive Rebound			

## SECOND QUARTER

### Quarter Starters:

**GER** 6 KUES S                      12 BUTTERBRODT M              5 MEITNER B                      15 MOHNEN M                      8 ZEYEN A  
**NED** 9 GARNIER P                      11 KORVER C                      4 HUITZING I                      6 VISSER J                      7 OOSTERBAAN R

Game Time	GER - Germany	Score	Lead	NED - Netherlands
10:00	6 KUES S Player IN <<----			
10:00	12 BUTTERBRODT M Player IN <<----			
10:00	5 MEITNER B Player IN <<----			
10:00	15 MOHNEN M Player IN <<----			
10:00	8 ZEYEN A Player IN <<----			
10:00				9 GARNIER P Player IN <<----
10:00				11 KORVER C Player IN <<----
10:00				4 HUITZING I Player IN <<----
10:00				6 VISSER J Player IN <<----
10:00				7 OOSTERBAAN R Player IN <<----
10:00				Tap off situation, throw-in
09:44	Tap off situation, throw-in			
09:38	5 MEITNER B Turnover			
09:38				9 GARNIER P Steal
09:21		4-6	-2	4 HUITZING I 2-Pts made (2 In)
09:19				11 KORVER C Assist
08:52	5 MEITNER B 2 Pts paint missed (2 Out)			
08:50				9 GARNIER P Defensive Rebound
08:34		4-8	-4	4 HUITZING I 2-Pts made (2 In)
08:17	12 BUTTERBRODT M 2 Pts paint missed (2 Out)			
08:15				9 GARNIER P Defensive Rebound
08:08				Time out
08:08				15 van OOSTROM E Player IN <<----
08:08				9 GARNIER P Player OUT ---->>
07:52		4-11	-7	4 HUITZING I 3-Pts made (3 In)
07:28	15 MOHNEN M Turnover			
07:28				15 van OOSTROM E Steal
07:15				11 KORVER C 2 Pts paint missed (2 Out)



## PLAY BY PLAY

文字比分播报

GER 43 vs 28 NED

Attendance: 12215

Game Time	GER - Germany	Score	Lead	NED - Netherlands
07:13	6 KUES S Defensive Rebound			
07:02	12 BUTTERBRODT M 2-Pts missed (2 out)			
06:59				4 HUITZING I Defensive Rebound
06:38		4-13	-9	4 HUITZING I 2-Pts made (2 In)
06:38	Time out			
06:20	12 BUTTERBRODT M 2-Pts paint made (2 In)	6-13	-7	
06:18	15 MOHNEN M Assist			
05:58				4 HUITZING I 3-Pts missed (3 Out)
05:57	Defensive Rebound			
05:57	7 MULLER EA Player IN <<----			
05:57	9 SEIFERT N Player IN <<----			
05:57	5 MEITNER B Player OUT ---->>			
05:57	6 KUES S Player OUT ---->>			
05:34	15 MOHNEN M 2-Pts missed (2 out)			
05:32				11 KORVER C Defensive Rebound
05:15				7 OOSTERBAAN R Offensive foul
05:15				7 OOSTERBAAN R Turnover
05:15	15 MOHNEN M Foul On			
05:15	15 MOHNEN M Steal			
05:15				9 GARNIER P Player IN <<----
05:15				15 van OOSTROM E Player OUT ---->>
04:58	12 BUTTERBRODT M 2-Pts paint made (2 In)	8-13	-5	
04:56	15 MOHNEN M Assist			
04:31		8-15	-7	9 GARNIER P 2-Pts made (2 In)
04:14	7 MULLER EA Foul On			
04:14				4 HUITZING I Personal foul
04:14				13 VAN BERGEN B Player IN <<----
04:14				14 VERSLOOT C Player IN <<----
04:14				7 OOSTERBAAN R Player OUT ---->>
04:14				4 HUITZING I Player OUT ---->>
04:14	7 MULLER EA Free Throw made (1 In)	9-15	-6	
04:13	7 MULLER EA Free Throw missed (1 Out)			
04:09				11 KORVER C Defensive Rebound
04:09				11 KORVER C Offensive foul
04:09				11 KORVER C Turnover
04:09	7 MULLER EA Foul On			
04:09	7 MULLER EA Steal			
03:50	15 MOHNEN M 2-Pts missed (2 out)			
03:48	7 MULLER EA Offensive Rebound			
03:46				9 GARNIER P Personal foul
03:46	12 BUTTERBRODT M Foul On			
03:46	12 BUTTERBRODT M Free Throw made (1 In)	10-15	-5	



## PLAY BY PLAY

文字比分播报

GER 43 vs 28 NED

Attendance: 12215

Game Time	GER - Germany	Score	Lead	NED - Netherlands
03:46	12 BUTTERBRODT M Free Throw missed (1 Out)			
03:43				11 KORVER C Defensive Rebound
03:37	12 BUTTERBRODT M Personal foul			
03:37				11 KORVER C Foul On
03:32	12 BUTTERBRODT M Personal foul			
03:32				14 VERSLOOT C Foul On
03:32		10-16	-6	14 VERSLOOT C Free Throw made (1 In)
03:32		10-17	-7	14 VERSLOOT C Free Throw made (1 In)
03:32	Time out			
03:32	14 KAHL A Player IN <<----			
03:32	12 BUTTERBRODT M Player OUT ---->>			
03:17	14 KAHL A Fast Break			
03:19	14 KAHL A 2-Pts paint made (2 In)	12-17	-5	
02:53				11 KORVER C 3-Pts missed (3 Out)
02:51	14 KAHL A Defensive Rebound			
02:34	15 MOHNEN M 2-Pts made (2 In)	14-17	-3	
02:04				13 VAN BERGEN B Turnover
02:04				Time out
02:04				9 GARNIER P Player OUT ---->>
02:04				4 HUITZING I Player IN <<----
01:47	14 KAHL A 2 Pts paint missed (2 Out)			
01:46	8 ZEYEN A Offensive Rebound			
01:45				6 VISSER J Personal foul
01:45	9 SEIFERT N Foul On			
01:45	9 SEIFERT N Free Throw made (1 In)	15-17	-2	
01:44	9 SEIFERT N Free Throw missed (1 Out)			
01:41	14 KAHL A Offensive Rebound			
01:33	8 ZEYEN A 2-Pts paint made (2 In)	17-17	0	
01:32	15 MOHNEN M Assist			
01:06				6 VISSER J 2 Pts paint missed (2 Out)
01:04	14 KAHL A Defensive Rebound			
00:53	8 ZEYEN A 2 Pts paint missed (2 Out)			
00:51				11 KORVER C Defensive Rebound
00:43				4 HUITZING I Turnover
00:36				11 KORVER C Personal foul
00:36	15 MOHNEN M Foul On			
00:36	15 MOHNEN M Free Throw made (1 In)	18-17	+1	
00:36	15 MOHNEN M Free Throw made (1 In)	19-17	+2	
00:27				14 VERSLOOT C Turnover
00:00	14 KAHL A 2-Pts made (2 In)	21-17	+4	

### THIRD QUARTER

#### Quarter Starters:

GER 15 MOHNEN M	14 KAHL A	7 MULLER EA	8 ZEYEN A	9 SEIFERT N
NED 15 van OOSTROM E	4 HUITZING I	7 OOSTERBAAN R	11 KORVER C	6 VISSER J





## PLAY BY PLAY

文字比分播报

GER 43 vs 28 NED

Attendance: 12215

Game Time	GER - Germany	Score	Lead	NED - Netherlands
10:00	15 MOHNEN M Player IN <<----			
10:00	14 KAHL A Player IN <<----			
10:00	7 MULLER EA Player IN <<----			
10:00	8 ZEYEN A Player IN <<----			
10:00	9 SEIFERT N Player IN <<----			
10:00				15 van OOSTROM E Player IN <<----
10:00				4 HUITZING I Player IN <<----
10:00				7 OOSTERBAAN R Player IN <<----
10:00				11 KORVER C Player IN <<----
10:00				6 VISSER J Player IN <<----
09:59				Tap off situation, throw-in
09:42		21-19	+2	15 van OOSTROM E 2-Pts paint made (2 In)
09:40				6 VISSER J Assist
09:22	15 MOHNEN M 2 Pts paint missed (2 Out)			
09:18				4 HUITZING I Defensive Rebound
09:15				11 KORVER C Turnover
09:03	15 MOHNEN M 2-Pts missed (2 out)			
09:02				4 HUITZING I Defensive Rebound
08:54				15 van OOSTROM E Fast Break
08:54		21-21	0	15 van OOSTROM E 2-Pts paint made (2 In)
08:39	9 SEIFERT N Turnover			
08:23				7 OOSTERBAAN R 2-Pts missed (2 out)
08:23	Defensive Rebound			
07:58	9 SEIFERT N 2-Pts missed (2 out)			
07:55				6 VISSER J Defensive Rebound
07:54				15 van OOSTROM E Turnover
07:33	14 KAHL A 2 Pts paint missed (2 Out)			
07:33				Defensive Rebound
07:14		21-24	-3	15 van OOSTROM E 3-Pts made (3 In)
06:58	14 KAHL A 2-Pts paint made (2 In)	23-24	-1	
06:56	9 SEIFERT N Assist			
06:30				15 van OOSTROM E Turnover
06:30	15 MOHNEN M Player OUT ---->>			
06:30	12 BUTTERBRODT M Player IN <<----			
06:01	7 MULLER EA 2-Pts paint made (2 In)	25-24	+1	
05:58	12 BUTTERBRODT M Assist			
05:42		25-26	-1	6 VISSER J 2-Pts paint made (2 In)
05:41				7 OOSTERBAAN R Assist
05:28				11 KORVER C Personal foul
05:28	14 KAHL A Foul On			
05:23				15 van OOSTROM E Personal foul
05:23	12 BUTTERBRODT M Foul On			



## PLAY BY PLAY

文字比分播报

GER 43 vs 28 NED

Attendance: 12215

Game Time	GER - Germany	Score	Lead	NED - Netherlands
05:23	6 KUES S Player IN <<----			
05:23	9 SEIFERT N Player OUT ---->>			
05:05	14 KAHL A 2 Pts paint missed (2 Out)			
05:03				4 HUITZING I Defensive Rebound
04:43				7 OOSTERBAAN R 2-Pts missed (2 out)
04:43				11 KORVER C Offensive Rebound
04:30				7 OOSTERBAAN R 2-Pts missed (2 out)
04:29	Defensive Rebound			
04:26				15 van OOSTROM E Personal foul
04:26	14 KAHL A Foul On			
04:03	14 KAHL A 2-Pts paint made (2 In)	27-26	+1	
04:02	8 ZEYEN A Assist			
03:47				15 van OOSTROM E 2 Pts paint missed (2 Out)
03:45	12 BUTTERBRODT M Defensive Rebound			
03:33	6 KUES S Turnover			
03:33				7 OOSTERBAAN R Steal
03:22				6 VISSER J 2-Pts missed (2 out)
03:22	Tap off situation, throw-in			
03:22				9 GARNIER P Player IN <<----
03:22				15 van OOSTROM E Player OUT ---->>
02:55	14 KAHL A 2-Pts missed (2 out)			
02:52				11 KORVER C Defensive Rebound
02:31		27-28	-1	4 HUITZING I 2-Pts made (2 In)
02:10	14 KAHL A 2-Pts paint made (2 In)	29-28	+1	
02:08	12 BUTTERBRODT M Assist			
01:46				4 HUITZING I 3-Pts missed (3 Out)
01:46	Defensive Rebound			
01:46				Time out
01:46				15 van OOSTROM E Player IN <<----
01:46				9 GARNIER P Player OUT ---->>
01:35	8 ZEYEN A 2 Pts paint missed (2 Out)			
01:32				15 van OOSTROM E Defensive Rebound
01:11				4 HUITZING I 2-Pts missed (2 out)
01:09	7 MULLER EA Defensive Rebound			
00:54	14 KAHL A 2-Pts paint made (2 In)	31-28	+3	
00:52	12 BUTTERBRODT M Assist			
00:33				7 OOSTERBAAN R 2-Pts missed (2 out)
00:31	12 BUTTERBRODT M Defensive Rebound			
00:22	6 KUES S 2 Pts paint missed (2 Out)			
00:19	12 BUTTERBRODT M Offensive Rebound			
00:19	12 BUTTERBRODT M 2-Pts paint made (2 In)	33-28	+5	
00:03				15 van OOSTROM E 2 Pts paint missed (2 Out)



## PLAY BY PLAY

文字比分播报

GER 43 vs 28 NED

Attendance: 12215

Game Time	GER - Germany	Score	Lead	NED - Netherlands
00:01	6 KUES S Defensive Rebound			

## FOURTH QUARTER

### Quarter Starters:

GER

NED

Game Time	GER - Germany	Score	Lead	NED - Netherlands
10:00	6 KUES S Player IN <<----			
10:00	4 KAUTZ B Player IN <<----			
10:00	7 MULLER EA Player IN <<----			
10:00	8 ZEYEN A Player IN <<----			
10:00	12 BUTTERBRODT M Player IN <<----			
10:00	4 KAUTZ B Player OUT ---->>			
10:00	14 KAHL A Player IN <<----			
10:00				4 HUITZING I Player IN <<----
10:00				11 KORVER C Player IN <<----
10:00				15 van OOSTROM E Player IN <<----
10:00				7 OOSTERBAAN R Player IN <<----
10:00				6 VISSER J Player IN <<----
00:00				Tap off situation, throw-in
09:50				4 HUITZING I 2-Pts missed (2 out)
09:47	14 KAHL A Defensive Rebound			
09:38	6 KUES S 2 Pts paint missed (2 Out)			
09:37				7 OOSTERBAAN R Defensive Rebound
09:11				6 VISSER J 2-Pts missed (2 out)
09:09	7 MULLER EA Defensive Rebound			
09:01	7 MULLER EA Turnover			
09:01	9 SEIFERT N Player IN <<----			
09:01	6 KUES S Player OUT ---->>			
08:41				15 van OOSTROM E 2 Pts paint missed (2 Out)
08:41				Offensive Rebound
08:36				6 VISSER J 2-Pts missed (2 out)
08:33	12 BUTTERBRODT M Defensive Rebound			
08:16	8 ZEYEN A 2-Pts paint made (2 In)	35-28	+7	
08:14	9 SEIFERT N Assist			
08:00				15 van OOSTROM E 2 Pts paint missed (2 Out)
07:58	14 KAHL A Defensive Rebound			
07:50	9 SEIFERT N Turnover			
07:29				7 OOSTERBAAN R 2 Pts paint missed (2 Out)
07:25				11 KORVER C Offensive Rebound
07:23				15 van OOSTROM E 2-Pts missed (2 out)
07:23	Defensive Rebound			



## PLAY BY PLAY

文字比分播报

GER 43 vs 28 NED

Attendance: 12215

Game Time	GER - Germany	Score	Lead	NED - Netherlands
07:10				6 VISSER J Personal foul
07:10	12 BUTTERBRODT M Foul On			
07:00	8 ZEYEN A 2-Pts paint made (2 In)	37-28	+9	
06:58	14 KAHL A Assist			
06:33				15 van OOSTROM E 3-Pts missed (3 Out)
06:31	12 BUTTERBRODT M Defensive Rebound			
06:08	8 ZEYEN A 2-Pts missed (2 out)			
06:06	8 ZEYEN A Offensive Rebound			
05:47	9 SEIFERT N 2-Pts missed (2 out)			
05:45				7 OOSTERBAAN R Defensive Rebound
05:30				15 van OOSTROM E 2 Pts paint missed (2 Out)
05:28	12 BUTTERBRODT M Defensive Rebound			
05:16				11 KORVER C Personal foul
05:16	12 BUTTERBRODT M Foul On			
05:16				Time out
05:16				5 BOEKHOORN P Player IN <<----
05:16				6 VISSER J Player OUT ---->>
04:54	12 BUTTERBRODT M 2 Pts paint missed (2 Out)			
04:54				4 HUITZING I Defensive Rebound
04:54	8 ZEYEN A Personal foul			
04:54				4 HUITZING I Foul On
04:29				4 HUITZING I 3-Pts missed (3 Out)
04:29	Defensive Rebound			
04:29	15 MOHNEN M Player IN <<----			
04:29	12 BUTTERBRODT M Player OUT ---->>			
03:47	15 MOHNEN M 2 Pts paint missed (2 Out)			
03:45				11 KORVER C Defensive Rebound
03:39				4 HUITZING I 2 Pts paint missed (2 Out)
03:36	15 MOHNEN M Defensive Rebound			
03:19	8 ZEYEN A 2-Pts missed (2 out)			
03:16				7 OOSTERBAAN R Defensive Rebound
02:57				4 HUITZING I 2-Pts missed (2 out)
02:52				5 BOEKHOORN P Offensive Rebound
02:45				11 KORVER C 2-Pts missed (2 out)
02:42	8 ZEYEN A Defensive Rebound			
02:20	15 MOHNEN M 2-Pts missed (2 out)			
02:19	Tap off situation, throw-in			
02:19				13 VAN BERGEN B Player IN <<----
02:19				14 VERSLOOT C Player IN <<----
02:19				5 BOEKHOORN P Player OUT ---->>
02:19				15 van OOSTROM E Player OUT ---->>
02:11	14 KAHL A 2 Pts paint missed (2 Out)			



## PLAY BY PLAY

文字比分播报

GER 43 vs 28 NED

Attendance: 12215

Game Time	GER - Germany	Score	Lead	NED - Netherlands
02:09	9 SEIFERT N Offensive Rebound			
02:05	15 MOHNEN M Turnover			
02:05				11 KORVER C Steal
01:59				14 VERSLOOT C 2 Pts paint missed (2 Out)
01:59	14 KAHL A Defensive Rebound			
01:35	15 MOHNEN M 2-Pts made (2 In)	39-28	+11	
01:35				Time out
01:35				15 van OOSTROM E Player IN <<-----
01:35				4 HUITZING I Player OUT ----->>
01:30				15 van OOSTROM E Offensive foul
01:30				15 van OOSTROM E Turnover
01:30	7 MULLER EA Foul On			
01:30	7 MULLER EA Steal			
01:19	9 SEIFERT N 2-Pts paint made (2 In)	41-28	+13	
01:02				15 van OOSTROM E 2-Pts missed (2 out)
01:01	15 MOHNEN M Defensive Rebound			
00:54	8 ZEYEN A Turnover			
00:29				15 van OOSTROM E 2-Pts missed (2 out)
00:28	15 MOHNEN M Defensive Rebound			
00:15	15 MOHNEN M 2 Pts paint missed (2 Out)			
00:14	14 KAHL A Offensive Rebound			
00:14	14 KAHL A 2-Pts paint made (2 In)	43-28	+15	
00:04	15 MOHNEN M Personal foul			
00:04				15 van OOSTROM E Foul On
00:00				14 VERSLOOT C 2-Pts missed (2 out)



## RESULTS

比赛成绩

### GER 21 vs 17 NED

Attendance: 12215

Referee: QUINTANA Matias (ARG)

Commissioner: KERR Trevor Andrew (CAN)

Umpires: ROJA Cristian (ITA); KUERZI Bill (USA)

Classifier: MACKAY Kenneth (GBR)

		Q1		Q2	
Scoring by 5 min intervals:	GER	2	4	6	21
	NED	0	4	13	17

#### GER - GERMANY

No.	Name	Sport Class	MIN	Field Goals		2 Points		3 Points		Free Throws		Rebounds			AS	TO	ST	BS	PF	FO	PTS
				M/A	%	M/A	%	M/A	%	M/A	%	OR	DR	TOT							
*6	KUES Simone	1.0	14:03									3	3							1	0
*8	ZEYEN Annika	1.5	20:00	1/2	50	1/2	50					1	1								2
*11	SCHRATZ Nora	2.5	05:35	0/1	0	0/1	0					2	2		1					1	0
*12	BUTTERBRODT Maren	4.5	13:48	2/6	33	2/6	33			1/2	50	1	1		2			3	1	5	5
*15	MOHNEN Marina	4.5	20:00	3/8	38	3/8	38			2/2	100	4	4	3	3	1		1	2	8	8
4	KAUTZ Britta	1.0	00:00																		0
5	MEITNER Birgit	2.5	08:28	0/1	0	0/1	0					1	1		1						0
7	MULLER Edina Anita	2.0	05:57							1/2	50	1	1			1				2	1
9	SEIFERT Nicole	1.5	05:57							1/2	50									1	1
10	SCHUNEMANN Gesche	4.5	00:00																		0
13	BEHRENS Alke	1.0	00:00																		0
14	KAHL Annette (C)	4.5	06:12	2/4	50	2/4	50					1	5	6		1					4
Team/Coach																					
<b>Totals</b>				8/22	36	8/22	36			5/8	63	3	17	20	3	8	2		4	8	21
Coach		GLINICKI Holger Ingo																			
Assistant Coach		RICHARZ Peter																			

#### NED - NETHERLANDS

No.	Name	Sport Class	MIN	Field Goals		2 Points		3 Points		Free Throws		Rebounds			AS	TO	ST	BS	PF	FO	PTS
				M/A	%	M/A	%	M/A	%	M/A	%	OR	DR	TOT							
*4	HUITZING Inge	4.5	17:50	4/11	36	3/8	38	1/3	33			1	2	3		1			1		9
*6	VISSER Jitske	1.0	20:00	1/2	50	1/2	50					1	1	2					1		2
*7	OOSTERBAAN Roos	1.5	15:46	0/1	0	0/1	0					1	1		1	2		3	1	0	0
*11	KORVER Cher	2.5	20:00	1/8	13	1/6	17	0/2	0			4	4	2	1	2		2	2	2	2
*15	van OOSTROM Elsbeth	4.5	08:28	0/2	0	0/1	0	0/1	0			2	2			1					0
5	BOEKHOORN Patries	1.0	00:00																		0
8	PIETERSE Fleur	2.5	00:00																		0
9	GARNIER Petra (C)	4.5	09:28	1/2	50	1/2	50					3	3			1		1		2	2
10	RAMAEKERS Brenda	4.5	00:00																		0
12	BRAAM Sandra	1.0	00:00																		0
13	VAN BERGEN Barbara	2.0	04:14												1						0
14	VERSLOOT Carina	3.0	04:14							2/2	100				1					1	2
Team/Coach																					
<b>Totals</b>				7/26	27	6/20	30	1/6	17	2/2	100	2	14	16	2	5	6		8	4	17
Coach		LANSINK ROTGERINK Yvonne																			
Assistant Coach		van de BUNTE Kees																			

	GER	NED
Points from Turnovers	3	4
Points in the Paint	10	2
Second Chance Points	6	0
Fast Break Points	2	0

	GER	NED
Biggest Lead	4	9
Biggest Scoring Run	11-0(21-17)	11-0(4-13)
Lead Changes	3	
Times Tied	3	

#### Legend:

%	Shooting Percentage	(C)	Captain	*	Starters	AS	Assists
BS	Blocked Shots	DR	Defensive Rebounds	FO	Fouls On	M/A	Made/Attempts
MIN	Minutes Played	OR	Offensive Rebounds	PF	Fouls	PTS	Points
Qx	Quarter Time	ST	Steals	TO	Turnovers	TOT	Total Rebounds



## RESULTS

比赛成绩

### GER 43 vs 28 NED

Attendance: 12215

Referee: QUINTANA Matias (ARG)

Commissioner: KERR Trevor Andrew (CAN)

Umpires: ROJA Cristian (ITA); KUERZI Bill (USA)

Classifier: MACKAY Kenneth (GBR)

Scoring by 5 min intervals:		Q1		Q2		Q3		Q4	
GER		2	4	6	21	25	33	37	43
NED		0	4	13	17	26	28	28	28

#### GER - GERMANY

No.	Name	Sport Class	MIN	Field Goals		2 Points		3 Points		Free Throws		Rebounds			AS	TO	ST	BS	PF	FO	PTS	
				M/A	%	M/A	%	M/A	%	M/A	%	OR	DR	TOT								
*6	KUES Simone	1.0	20:25	0/2	0	0/2	0					4	4		1					1	0	
*8	ZEYEN Annika	1.5	40:00	3/7	43	3/7	43					2	1	3	1	1			1		6	
*11	SCHRATZ Nora	2.5	05:35	0/1	0	0/1	0					2	2		1					1	0	
*12	BUTTERBRODT Maren	4.5	25:49	3/8	38	3/8	38			1/2	50	1	6	7	3	2			3	4	7	
*15	MOHNEN Marina	4.5	27:59	4/14	29	4/14	29			2/2	100		7	7	3	4	1		2	2	10	
4	KAUTZ Britta	1.0	00:00																		0	
5	MEITNER Birgit	2.5	08:28	0/1	0	0/1	0						1	1		1					0	
7	MULLER Edina Anita	2.0	25:57	1/1	100	1/1	100			1/2	50	1	2	3		1	2			3	3	
9	SEIFERT Nicole	1.5	19:35	1/3	33	1/3	33			1/2	50	1		1	2	2				1	3	
10	SCHUNEMANN Gesche	4.5	00:00																		0	
13	BEHRENS Alke	1.0	00:00																		0	
14	KAHL Annette (C)	4.5	26:12	7/13	54	7/13	54						2	8	10	1	1			2	14	
Team/Coach																						
<b>Totals</b>				19/50	38	19/50	38			5/8	63	7	37	44	10	14	3			6	14	43
Coach		GLINICKI Holger Ingo																				
Assistant Coach		RICHARZ Peter																				

#### NED - NETHERLANDS

No.	Name	Sport Class	MIN	Field Goals		2 Points		3 Points		Free Throws		Rebounds			AS	TO	ST	BS	PF	FO	PTS	
				M/A	%	M/A	%	M/A	%	M/A	%	OR	DR	TOT								
*4	HUITZING Inge	4.5	36:15	5/18	28	4/13	31	1/5	20			1	6	7		1			1	1	11	
*6	VISSER Jitske	1.0	34:44	2/6	33	2/6	33					1	2	3	1				2		4	
*7	OOSTERBAAN Roos	1.5	35:46	0/6	0	0/6	0						4	4	1	1	3		3	1	0	
*11	KORVER Cher	2.5	40:00	1/9	11	1/7	14	0/2	0			2	6	8	2	2	3		4	2	2	
*15	van OOSTROM Elsbeth	4.5	26:08	3/14	21	2/11	18	1/3	33				3	3		3	1		3	1	7	
5	BOEKHOORN Patries	1.0	02:57									1		1							0	
8	PIETERSE Fleur	2.5	00:00																		0	
9	GARNIER Petra (C)	4.5	11:04	1/2	50	1/2	50						3	3			1		1		2	
10	RAMAEKERS Brenda	4.5	00:00																		0	
12	BRAAM Sandra	1.0	00:00																		0	
13	VAN BERGEN Barbara	2.0	06:33													1					0	
14	VERSLOOT Carina	3.0	06:33	0/2	0	0/2	0			2/2	100					1				1	2	
Team/Coach																						
<b>Totals</b>				12/57	21	10/47	21	2/10	20	2/2	100	6	26	32	4	9	8			14	6	28
Coach		LANSINK ROTGERINK Yvonne																				
Assistant Coach		van de BUNTE Kees																				

	GER	NED
Points from Turnovers	7	4
Points in the Paint	30	8
Second Chance Points	10	0
Fast Break Points	2	2

	GER	NED
Biggest Lead	15	9
Biggest Scoring Run	16-0(43-28)	11-0(4-13)
Lead Changes	9	
Times Tied	4	

#### Legend:

%	Shooting Percentage	(C)	Captain	*	Starters	AS	Assists
BS	Blocked Shots	DR	Defensive Rebounds	FO	Fouls On	M/A	Made/Attempts
MIN	Minutes Played	OR	Offensive Rebounds	OTx	Overtime	PF	Fouls
PTS	Points	Qx	Quarter Time	ST	Steals	TO	Turnovers
TOT	Total Rebounds						



## START LIST

首发名单

### CAN - AUS

**Referee:** URUNUELA Juan Manuel (ESP)  
**Umpires:** PURSGLOVE Ian Robert (GBR); KINDERVATER Max (GER)

**Commissioner:** REHLING Detlef Klaus (GER)  
**Classifier:** TSUNEMI Hiroshi (JPN)

#### CAN - Canada

No.	Name	Pos	Age	Sport Class	Current Games Statistics						
					PPG	FG%	3FG%	FT%	RPG	APG	MPG (GP)
4	KREMPIEN Jennifer	G	33	1.0	3.3	55		50	1.8	0.5	32:51 (4)
5	McLACHLAN Janet	C	31	4.5	8.0	56	0	67	5.0	0.3	11:32 (4)
6	OHAMA Kendra	G	43	2.5	5.0	45	0	100	0.5	1.3	18:21 (4)
7	OUELLET Cindy	F	19	3.5	5.5	46	0	0	2.5	2.0	13:51 (4)
8	FERGUSON Tracey	F	34	3.0	1.0	14			1.0		11:10 (2)
9	BENOIT Chantal (C)	F	47	3.5	9.0	42	0	19	3.5	2.8	19:51 (4)
10	HARNOCK Katie	G	25	2.5	7.3	50	100		2.8	1.0	20:07 (4)
11	PETTINICCHI Sabrina	G	36	1.5	4.0	23	0	0	4.0	2.0	28:10 (3)
12	FRANKS Lisa	G	26	1.0	0.8	33		50	0.8		14:03 (4)
13	RADKE Lori	F	42	4.5	3.8	50	0	20	4.8	1.8	12:44 (4)
14	THOMAS Misty	C	44	4.5	13.0	37	13	65	10.0	2.5	22:36 (4)
15	FESER Tara	C	28	4.5	2.0	33	0		2.3	0.5	07:18 (4)
Team			34.0		61.0	42	11	40	37.3	14.0	
<b>Coach</b>		FRICK Tim									
<b>Assistant Coach</b>		NICHOLSON Patricia					JOHNSON Bill				

CAN Played		
PR	NED	59-32
PR	JPN	52-55
PR	CHN	62-44
PR	MEX	71-38

#### AUS - Australia

No.	Name	Pos	Age	Sport Class	Current Games Statistics						
					PPG	FG%	3FG%	FT%	RPG	APG	MPG (GP)
4	DOMASCHENZ Melanie	G	24	1.0	0.0	0			0.5		11:47 (4)
5	CRISPIN Cobi	F	19	4.0	14.0	59	0	44	5.8	0.8	19:12 (4)
6	KEAN Bridie	F	21	4.0	0.7	33			1.0		05:59 (3)
7	HALL Melanie	G	31	2.5	1.5	60			0.5	0.3	03:52 (4)
8	McKENZIE Tina	F	34	3.0	1.0	33			2.0	0.5	08:28 (4)
9	TESCH Liesl (C)	F	39	4.0	11.0	50	0	22	9.0	1.8	25:25 (4)
10	BURZYNSKI Clare	G	22	1.0	1.0	100			3.3	0.5	28:46 (4)
11	GAUCI Kylie	G	23	2.0	8.3	34	0	23	3.8	4.5	35:35 (4)
12	CHAPLIN Shelley	F	24	3.5	7.5	36		50	3.5	0.5	23:45 (4)
13	STEWART Sarah	F	32	3.0	6.0	33		33	3.8	0.5	24:59 (4)
14	HILL Katie	G	24	3.0	2.5	33	0		0.8	0.5	09:04 (4)
15	O'KELLY-KENNEDY K	C	22	4.0	5.0	21		100	3.5		09:14 (2)
Team			26.3		55.8	41	0	39	35.3	9.8	
<b>Coach</b>		HEWSON Gerry									
<b>Assistant Coach</b>		HEWISH Mark									

AUS Played		
PR	GBR	59-30
PR	BRA	66-30
PR	USA	42-61
PR	GER	56-64

**Legend:**

3FG%	3 Field Goals %	APG	Assists per Game	C	Centre	F	Forward
FG%	Field Goals %	FT%	Free Throws %	G	Guard	GP	Games Played
MPG	Minutes Played per Game	Pos	Playing Position	PPG	Points per Game	PR	Preliminary Round
RPG	Rebounds per Game						





## START LIST

首发名单

### JPN - GBR

**Referee:** WELLS Matthew Brian (AUS)  
**Umpires:** SALGUERO Cristian Ariel (ARG); FARRUGIA Anna Valerie (FRA)

**Commissioner:** LOVE Greg (AUS)  
**Classifier:** DINH Trien Tan (FRA)

#### JPN - Japan

No.	Name	Pos	Age	Sport Class	Current Games Statistics						
					PPG	FG%	3FG%	FT%	RPG	APG	MPG (GP)
4	BETTO Yuka	F	37	3.0	3.0	50		0	2.0	1.8	13:37 (4)
5	MASHIKO Megumi	G	38	3.0	5.3	39	17	33	3.0	4.8	24:02 (4)
6	URAMOTO Miki	G	27	2.5	1.0	100		0			02:05 (2)
7	TANEDA Kimi	G	33	1.0	0.8	0		50	1.5	0.3	16:20 (4)
8	KOSUZUKI Tomomi	F	29	3.5	0.0						00:00 (0)
9	TAKABAYASHI Mika (C)	G	37	1.5	6.0	46	0	50	2.5	2.3	35:50 (4)
10	YOSHIDA Erika	F	31	1.0	1.5	33			2.0	0.8	24:57 (4)
11	KAWAKAMI Rie	F	37	1.0	0.0						04:02 (2)
12	TAKUBO Ikumi	F	25	4.0	16.3	49	100	44	9.0	2.8	38:49 (4)
13	SUGAHARA Naoko	C	40	4.5	0.0	0			1.0		03:10 (3)
14	SOEDA Tomoe	F	33	3.5	0.0	0	0		0.7	0.7	03:58 (3)
15	AMIMOTO Mari	F	19	4.5	22.0	42	20	54	7.5	2.5	37:57 (4)
Team			32.2		55.3	42	21	47	28.8	15.5	
<b>Coach</b>		IWASA Yoshiaki									
<b>Assistant Coach</b>		KIKUCHI Tetsuhiro									

JPN Played		
PR	CHN	49-46
PR	MEX	52-34
PR	CAN	55-52
PR	NED	65-49

#### GBR - Great Britain

No.	Name	Pos	Age	Sport Class	Current Games Statistics						
					PPG	FG%	3FG%	FT%	RPG	APG	MPG (GP)
4	MACLEAN Caroline	G	33	2.0	5.8	39	50	0	2.5	0.8	23:56 (4)
5	HARPER Joanne	G	43	1.0	0.0						05:12 (3)
6	STRANGE Clare	G	28	1.5	8.3	38	0	10	1.8	3.0	28:35 (4)
7	FREEMAN Helen	F	18	4.0	4.5	32		25	3.8	1.5	20:02 (4)
8	WILD Ann	G	35	2.0	1.0	25			0.8	1.3	10:50 (4)
9	JOHNSON Paula	F	30	2.5	0.0	0			2.0		02:51 (1)
10	WAGER Sally	F	27	3.0	6.5	33		36	8.3	0.5	27:50 (4)
11	FOX Jill	G	38	1.5	0.8	100		25	2.3	0.3	14:14 (4)
12	TURNER Helen	F	30	4.0	6.0	36			6.8	0.5	26:13 (4)
13	SUGDEN Louise	G	24	2.0	3.5	47		0	3.3	0.3	23:20 (4)
14	McDONALD Pauline	G	28	2.5	1.7	40		50	0.3		06:52 (3)
15	MATTHEWS Caroline (C)	C	35	4.5	4.0	38		0	2.5	0.3	15:09 (4)
Team			30.8		41.5	37	20	20	32.5	8.3	
<b>Coach</b>		PEEL Garry									
<b>Assistant Coach</b>		BHANIA Haj Singh					FODEN Mathew				

GBR Played		
PR	AUS	30-59
PR	BRA	61-29
PR	USA	31-56
PR	GER	44-50

**Legend:**

3FG%	3 Field Goals %	APG	Assists per Game	C	Centre	F	Forward
FG%	Field Goals %	FT%	Free Throws %	G	Guard	GP	Games Played
MPG	Minutes Played per Game	Pos	Playing Position	PPG	Points per Game	PR	Preliminary Round
RPG	Rebounds per Game						



## PLAY BY PLAY

文字比分播报

JPN 14 vs 20 GBR

Attendance: 12215

Scoring by 5 min intervals:

	Q1		Q2	
JPN	4	9	13	14
GBR	2	10	15	20

### FIRST QUARTER

#### Quarter Starters:

**JPN** 5 MASHIKO M      9 TAKABAYASHI M      10 YOSHIDA E      12 TAKUBO I      15 AMIMOTO M  
**GBR** 4 MACLEAN C      6 STRANGE C      7 FREEMAN H      12 TURNER H      13 SUGDEN L

Game Time	JPN - Japan	Score	Lead	GBR - Great Britain
10:00	5 MASHIKO M Player IN <<<<<<			
10:00	9 TAKABAYASHI M Player IN <<<<<<			
10:00	10 YOSHIDA E Player IN <<<<<<			
10:00	12 TAKUBO I Player IN <<<<<<			
10:00	15 AMIMOTO M Player IN <<<<<<			
10:00				4 MACLEAN C Player IN <<<<<<
10:00				6 STRANGE C Player IN <<<<<<
10:00				7 FREEMAN H Player IN <<<<<<
10:00				12 TURNER H Player IN <<<<<<
10:00				13 SUGDEN L Player IN <<<<<<
10:00	15 AMIMOTO M Tap off won			12 TURNER H Tap off lost
09:43	5 MASHIKO M 2 Pts paint missed (2 Out)			
09:40				12 TURNER H Defensive Rebound
09:26		0-2	-2	4 MACLEAN C 2-Pts made (2 In)
09:09	15 AMIMOTO M 2 Pts paint missed (2 Out)			
09:08				4 MACLEAN C Defensive Rebound
08:48				4 MACLEAN C 2-Pts missed (2 out)
08:44	12 TAKUBO I Defensive Rebound			
08:32	15 AMIMOTO M Turnover			
08:12				7 FREEMAN H 2 Pts paint missed (2 Out)
08:09				7 FREEMAN H Offensive Rebound
07:56				4 MACLEAN C 2-Pts missed (2 out)
07:53	9 TAKABAYASHI M Defensive Rebound			
07:49	12 TAKUBO I Turnover			
07:45	15 AMIMOTO M Personal foul			
07:45				7 FREEMAN H Foul On
07:26				13 SUGDEN L 2-Pts missed (2 out)
07:25	Defensive Rebound			
07:15	5 MASHIKO M Turnover			
07:03	4 BETTO Y Player IN <<<<<<			
07:03	5 MASHIKO M Player OUT >>>>>>			
06:56				7 FREEMAN H Turnover
06:38	9 TAKABAYASHI M 2-Pts missed (2 out)			
06:37				7 FREEMAN H Defensive Rebound



## PLAY BY PLAY

文字比分播报

JPN 14 vs 20 GBR

Attendance: 12215

Game Time	JPN - Japan	Score	Lead	GBR - Great Britain
06:26				13 SUGDEN L 2 Pts paint missed (2 Out)
06:26	Defensive Rebound			
06:04	10 YOSHIDA E 2-Pts paint made (2 In)	2-2	0	
06:01	15 AMIMOTO M Assist			
05:44				4 MACLEAN C 2 Pts paint missed (2 Out)
05:41	15 AMIMOTO M Defensive Rebound			
05:37				6 STRANGE C Personal foul
05:37	15 AMIMOTO M Foul On			
05:24	4 BETTO Y 2-Pts made (2 In)	4-2	+2	
05:23	15 AMIMOTO M Assist			
05:08				6 STRANGE C Offensive foul
05:08				6 STRANGE C Turnover
05:08	15 AMIMOTO M Foul On			
05:08				12 TURNER H Player OUT ---->>
05:08				10 WAGER S Player IN <<----
04:57				13 SUGDEN L Personal foul
04:57	15 AMIMOTO M Foul On			
04:57				8 WILD A Player IN <<----
04:57	15 AMIMOTO M Free Throw made (1 In)	5-2	+3	
04:57				6 STRANGE C Player OUT ---->>
04:50	15 AMIMOTO M Free Throw missed (1 Out)			
04:49	12 TAKUBO I Offensive Rebound			
04:40	4 BETTO Y 2-Pts missed (2 out)			
04:39				7 FREEMAN H Defensive Rebound
04:39	9 TAKABAYASHI M Personal foul			
04:39				7 FREEMAN H Foul On
04:25		5-4	+1	10 WAGER S 2-Pts paint made (2 In)
04:23				4 MACLEAN C Assist
04:12	4 BETTO Y 2-Pts paint made (2 In)	7-4	+3	
04:04	9 TAKABAYASHI M Personal foul			
04:04				13 SUGDEN L Foul On
03:52				10 WAGER S 2 Pts paint missed (2 Out)
03:50	4 BETTO Y Defensive Rebound			
03:45				13 SUGDEN L Personal foul
03:45	10 YOSHIDA E Foul On			
03:35	4 BETTO Y 2-Pts missed (2 out)			
03:33	12 TAKUBO I Offensive Rebound			
03:33	12 TAKUBO I 2 Pts paint missed (2 Out)			
03:29	15 AMIMOTO M Offensive Rebound			
03:29	15 AMIMOTO M 2 Pts paint missed (2 Out)			
03:29	12 TAKUBO I Offensive Rebound			
03:29	12 TAKUBO I Foul On			



## PLAY BY PLAY

文字比分播报

JPN 14 vs 20 GBR

Attendance: 12215

Game Time	JPN - Japan	Score	Lead	GBR - Great Britain
03:29				7 FREEMAN H Personal foul
03:29				Time out
03:29	12 TAKUBO I Free Throw missed (1 Out)			
03:29	12 TAKUBO I Free Throw missed (1 Out)			
03:27				10 WAGER S Defensive Rebound
03:07	10 YOSHIDA E Personal foul			
03:07				4 MACLEAN C Foul On
02:56				13 SUGDEN L Turnover
02:38	9 TAKABAYASHI M 2 Pts paint missed (2 Out)			
02:37				4 MACLEAN C Defensive Rebound
02:18	12 TAKUBO I Personal foul			
02:18				8 WILD A Foul On
02:18				6 STRANGE C Player IN <<----
02:18				12 TURNER H Player IN <<----
02:18				11 FOX J Player IN <<----
02:18		7-5	+2	8 WILD A Free Throw made (1 In)
02:18		7-6	+1	8 WILD A Free Throw made (1 In)
02:18				4 MACLEAN C Player OUT ---->>
02:18				8 WILD A Player OUT ---->>
02:18				13 SUGDEN L Player OUT ---->>
02:07				6 STRANGE C Personal foul
02:07	15 AMIMOTO M Foul On			
02:07	15 AMIMOTO M Free Throw missed (1 Out)			
02:07	15 AMIMOTO M Free Throw missed (1 Out)			
02:04	15 AMIMOTO M Offensive Rebound			
01:58	4 BETTO Y 2-Pts made (2 In)	9-6	+3	
01:56	12 TAKUBO I Assist			
01:48				10 WAGER S Turnover
01:34	9 TAKABAYASHI M Turnover			
01:34	10 YOSHIDA E Steal			
01:34				10 WAGER S Turnover
01:09	12 TAKUBO I 2-Pts missed (2 out)			
01:08				7 FREEMAN H Defensive Rebound
00:49		9-8	+1	10 WAGER S 2-Pts paint made (2 In)
00:45				7 FREEMAN H Assist
00:34	9 TAKABAYASHI M 2-Pts missed (2 out)			
00:32				10 WAGER S Defensive Rebound
00:19		9-10	-1	10 WAGER S 2-Pts paint made (2 In)

## SECOND QUARTER

### Quarter Starters:

<b>JPN</b> 4 BETTO Y	10 YOSHIDA E	12 TAKUBO I	15 AMIMOTO M	9 TAKABAYASHI M
<b>GBR</b> 11 FOX J	10 WAGER S	12 TURNER H	6 STRANGE C	7 FREEMAN H



## PLAY BY PLAY

文字比分播报

JPN 14 vs 20 GBR

Attendance: 12215

Game Time	JPN - Japan	Score	Lead	GBR - Great Britain
10:00	4 BETTO Y Player IN <<----			
10:00	10 YOSHIDA E Player IN <<----			
10:00	12 TAKUBO I Player IN <<----			
10:00	15 AMIMOTO M Player IN <<----			
10:00	9 TAKABAYASHI M Player IN <<----			
10:00				11 FOX J Player IN <<----
10:00				10 WAGER S Player IN <<----
10:00				12 TURNER H Player IN <<----
10:00				6 STRANGE C Player IN <<----
10:00				7 FREEMAN H Player IN <<----
00:00				Tap off situation, throw-in
09:50				10 WAGER S 2-Pts missed (2 out)
09:48	12 TAKUBO I Defensive Rebound			
09:28	9 TAKABAYASHI M 2 Pts paint missed (2 Out)			
09:26				10 WAGER S Defensive Rebound
09:07				6 STRANGE C 2-Pts missed (2 out)
09:06	4 BETTO Y Defensive Rebound			
08:48	4 BETTO Y 2-Pts missed (2 out)			
08:45	9 TAKABAYASHI M Offensive Rebound			
08:23	15 AMIMOTO M 2-Pts missed (2 out)			
08:23				Defensive Rebound
08:12				6 STRANGE C 2-Pts missed (2 out)
08:12	Tap off situation, throw-in			
08:12	7 TANEDA K Player IN <<----			
08:12	13 SUGAHARA N Player IN <<----			
08:12	9 TAKABAYASHI M Player OUT ---->>			
08:12	12 TAKUBO I Player OUT ---->>			
07:54	15 AMIMOTO M 2-Pts missed (2 out)			
07:52				6 STRANGE C Defensive Rebound
07:42				6 STRANGE C Foul On
07:42	10 YOSHIDA E Personal foul			
07:42				6 STRANGE C Free Throw missed (1 Out)
07:38		9-11	-2	6 STRANGE C Free Throw made (1 In)
07:17	5 MASHIKO M 2-Pts paint made (2 In)	11-11	0	
06:35	5 MASHIKO M Player IN <<----			
06:35	4 BETTO Y Player OUT ---->>			
07:12		11-13	-2	7 FREEMAN H 2-Pts paint made (2 In)
06:43				6 STRANGE C Assist
06:39	15 AMIMOTO M 2 Pts paint missed (2 Out)			
06:38	13 SUGAHARA N Offensive Rebound			
06:35	15 AMIMOTO M Turnover			
06:04				7 FREEMAN H Assist



## PLAY BY PLAY

文字比分播报

JPN 14 vs 20 GBR

Attendance: 12215

Game Time	JPN - Japan	Score	Lead	GBR - Great Britain
06:14		11-15	-4	6 STRANGE C 2-Pts paint made (2 In)
05:48	13 SUGAHARA N 2-Pts made (2 In)	13-15	-2	
05:44	10 YOSHIDA E Assist			
05:26	5 MASHIKO M Personal foul			
05:26				7 FREEMAN H Foul On
05:15				10 WAGER S 2-Pts missed (2 out)
05:13	5 MASHIKO M Defensive Rebound			
04:57	5 MASHIKO M 3-Pts missed (3 Out)			
04:56	5 MASHIKO M Offensive Rebound			
04:52	5 MASHIKO M 2 Pts paint missed (2 Out)			
04:52				10 WAGER S Defensive Rebound
04:52	11 KAWAKAMI R Player IN <<----			
04:52	10 YOSHIDA E Player OUT ---->>			
04:38				7 FREEMAN H 2 Pts paint missed (2 Out)
04:38				7 FREEMAN H Offensive Rebound
04:38	5 MASHIKO M Personal foul			
04:38				7 FREEMAN H Foul On
04:38	12 TAKUBO I Player IN <<----			
04:38	14 SOEDA T Player IN <<----			
04:38	5 MASHIKO M Player OUT ---->>			
04:38	13 SUGAHARA N Player OUT ---->>			
04:28		13-17	-4	6 STRANGE C 2-Pts made (2 In)
04:02	7 TANEDA K 2 Pts paint missed (2 Out)			
03:59				10 WAGER S Defensive Rebound
03:47				12 TURNER H 2 Pts paint missed (2 Out)
03:47	Defensive Rebound			
03:47	Time out			
03:26				10 WAGER S Personal foul
03:26	15 AMIMOTO M Foul On			
03:26	15 AMIMOTO M Free Throw made (1 In)	14-17	-3	
03:25	15 AMIMOTO M Free Throw missed (1 Out)			
03:21				12 TURNER H Defensive Rebound
03:00				12 TURNER H 2 Pts paint missed (2 Out)
02:57	12 TAKUBO I Defensive Rebound			
02:38	15 AMIMOTO M 2-Pts missed (2 out)			
02:37				10 WAGER S Defensive Rebound
02:20				12 TURNER H 2 Pts paint missed (2 Out)
02:18	14 SOEDA T Defensive Rebound			
02:02	15 AMIMOTO M 2-Pts missed (2 out)			
02:00				11 FOX J Defensive Rebound
01:37	12 TAKUBO I Defensive Rebound			
01:36				7 FREEMAN H 2 Pts paint missed (2 Out)



## PLAY BY PLAY

文字比分播报

JPN 14 vs 20 GBR

Attendance: 12215

Game Time	JPN - Japan	Score	Lead	GBR - Great Britain
01:35	12 TAKUBO I Offensive foul			
01:35	12 TAKUBO I Turnover			
01:35				7 FREEMAN H Foul On
01:35				Time out
01:24				10 WAGER S 2 Pts paint missed (2 Out)
01:22				10 WAGER S Offensive Rebound
01:22		14-19	-5	10 WAGER S 2-Pts paint made (2 In)
00:57	14 SOEDA T Turnover			
00:57	Time out			
00:57				13 SUGDEN L Player IN <<----
00:57				4 MACLEAN C Player IN <<----
00:57				12 TURNER H Player OUT ---->>
00:57				11 FOX J Player OUT ---->>
00:32				Turnover
00:18	15 AMIMOTO M 2-Pts missed (2 out)			
00:17				6 STRANGE C Defensive Rebound
00:10	7 TANEDA K Personal foul			
00:10				7 FREEMAN H Foul On
00:10	15 AMIMOTO M Player OUT ---->>			
00:10	13 SUGAHARA N Player IN <<----			
00:10				7 FREEMAN H Free Throw missed (1 Out)
00:10		14-20	-6	7 FREEMAN H Free Throw made (1 In)
00:06	13 SUGAHARA N Turnover			
00:00				7 FREEMAN H 2 Pts paint missed (2 Out)



## PLAY BY PLAY

文字比分播报

JPN 45 vs 38 GBR

Attendance: 12215

Scoring by 5 min intervals:		Q1		Q2		Q3		Q4	
JPN		4	9	13	14	20	26	32	45
GBR		2	10	15	20	20	26	32	38

### FIRST QUARTER

#### Quarter Starters:

**JPN** 5 MASHIKO M                      9 TAKABAYASHI M                      10 YOSHIDA E                      12 TAKUBO I                      15 AMIMOTO M  
**GBR** 4 MACLEAN C                      6 STRANGE C                      7 FREEMAN H                      12 TURNER H                      13 SUGDEN L

Game Time	JPN - Japan	Score	Lead	GBR - Great Britain
10:00	5 MASHIKO M Player IN <<<<<<			
10:00	9 TAKABAYASHI M Player IN <<<<<<			
10:00	10 YOSHIDA E Player IN <<<<<<			
10:00	12 TAKUBO I Player IN <<<<<<			
10:00	15 AMIMOTO M Player IN <<<<<<			
10:00				4 MACLEAN C Player IN <<<<<<
10:00				6 STRANGE C Player IN <<<<<<
10:00				7 FREEMAN H Player IN <<<<<<
10:00				12 TURNER H Player IN <<<<<<
10:00				13 SUGDEN L Player IN <<<<<<
10:00	15 AMIMOTO M Tap off won			12 TURNER H Tap off lost
09:43	5 MASHIKO M 2 Pts paint missed (2 Out)			
09:40				12 TURNER H Defensive Rebound
09:26		0-2	-2	4 MACLEAN C 2-Pts made (2 In)
09:09	15 AMIMOTO M 2 Pts paint missed (2 Out)			
09:08				4 MACLEAN C Defensive Rebound
08:48				4 MACLEAN C 2-Pts missed (2 out)
08:44	12 TAKUBO I Defensive Rebound			
08:32	15 AMIMOTO M Turnover			
08:12				7 FREEMAN H 2 Pts paint missed (2 Out)
08:09				7 FREEMAN H Offensive Rebound
07:56				4 MACLEAN C 2-Pts missed (2 out)
07:53	9 TAKABAYASHI M Defensive Rebound			
07:49	12 TAKUBO I Turnover			
07:45	15 AMIMOTO M Personal foul			
07:45				7 FREEMAN H Foul On
07:26				13 SUGDEN L 2-Pts missed (2 out)
07:25	Defensive Rebound			
07:15	5 MASHIKO M Turnover			
07:03	4 BETTO Y Player IN <<<<<<			
07:03	5 MASHIKO M Player OUT >>>>>>			
06:56				7 FREEMAN H Turnover
06:38	9 TAKABAYASHI M 2-Pts missed (2 out)			
06:37				7 FREEMAN H Defensive Rebound





## PLAY BY PLAY

文字比分播报

JPN 45 vs 38 GBR

Attendance: 12215

Game Time	JPN - Japan	Score	Lead	GBR - Great Britain
06:26				13 SUGDEN L 2 Pts paint missed (2 Out)
06:26	Defensive Rebound			
06:04	10 YOSHIDA E 2-Pts paint made (2 In)	2-2	0	
06:01	15 AMIMOTO M Assist			
05:44				4 MACLEAN C 2 Pts paint missed (2 Out)
05:41	15 AMIMOTO M Defensive Rebound			
05:37				6 STRANGE C Personal foul
05:37	15 AMIMOTO M Foul On			
05:24	4 BETTO Y 2-Pts made (2 In)	4-2	+2	
05:23	15 AMIMOTO M Assist			
05:08				6 STRANGE C Offensive foul
05:08				6 STRANGE C Turnover
05:08	15 AMIMOTO M Foul On			
05:08				12 TURNER H Player OUT ---->>
05:08				10 WAGER S Player IN <<----
04:57				13 SUGDEN L Personal foul
04:57	15 AMIMOTO M Foul On			
04:57				8 WILD A Player IN <<----
04:57	15 AMIMOTO M Free Throw made (1 In)	5-2	+3	
04:57				6 STRANGE C Player OUT ---->>
04:50	15 AMIMOTO M Free Throw missed (1 Out)			
04:49	12 TAKUBO I Offensive Rebound			
04:40	4 BETTO Y 2-Pts missed (2 out)			
04:39				7 FREEMAN H Defensive Rebound
04:39	9 TAKABAYASHI M Personal foul			
04:39				7 FREEMAN H Foul On
04:25		5-4	+1	10 WAGER S 2-Pts paint made (2 In)
04:23				4 MACLEAN C Assist
04:12	4 BETTO Y 2-Pts paint made (2 In)	7-4	+3	
04:04	9 TAKABAYASHI M Personal foul			
04:04				13 SUGDEN L Foul On
03:52				10 WAGER S 2 Pts paint missed (2 Out)
03:50	4 BETTO Y Defensive Rebound			
03:45				13 SUGDEN L Personal foul
03:45	10 YOSHIDA E Foul On			
03:35	4 BETTO Y 2-Pts missed (2 out)			
03:33	12 TAKUBO I Offensive Rebound			
03:33	12 TAKUBO I 2 Pts paint missed (2 Out)			
03:29	15 AMIMOTO M Offensive Rebound			
03:29	15 AMIMOTO M 2 Pts paint missed (2 Out)			
03:29	12 TAKUBO I Offensive Rebound			
03:29	12 TAKUBO I Foul On			



## PLAY BY PLAY

文字比分播报

JPN 45 vs 38 GBR

Attendance: 12215

Game Time	JPN - Japan	Score	Lead	GBR - Great Britain
03:29				7 FREEMAN H Personal foul
03:29				Time out
03:29	12 TAKUBO I Free Throw missed (1 Out)			
03:29	12 TAKUBO I Free Throw missed (1 Out)			
03:27				10 WAGER S Defensive Rebound
03:07	10 YOSHIDA E Personal foul			
03:07				4 MACLEAN C Foul On
02:56				13 SUGDEN L Turnover
02:38	9 TAKABAYASHI M 2 Pts paint missed (2 Out)			
02:37				4 MACLEAN C Defensive Rebound
02:18	12 TAKUBO I Personal foul			
02:18				8 WILD A Foul On
02:18				6 STRANGE C Player IN <<----
02:18				12 TURNER H Player IN <<----
02:18				11 FOX J Player IN <<----
02:18		7-5	+2	8 WILD A Free Throw made (1 In)
02:18		7-6	+1	8 WILD A Free Throw made (1 In)
02:18				4 MACLEAN C Player OUT ---->>
02:18				8 WILD A Player OUT ---->>
02:18				13 SUGDEN L Player OUT ---->>
02:07				6 STRANGE C Personal foul
02:07	15 AMIMOTO M Foul On			
02:07	15 AMIMOTO M Free Throw missed (1 Out)			
02:07	15 AMIMOTO M Free Throw missed (1 Out)			
02:04	15 AMIMOTO M Offensive Rebound			
01:58	4 BETTO Y 2-Pts made (2 In)	9-6	+3	
01:56	12 TAKUBO I Assist			
01:48				10 WAGER S Turnover
01:34	9 TAKABAYASHI M Turnover			
01:34	10 YOSHIDA E Steal			
01:34				10 WAGER S Turnover
01:09	12 TAKUBO I 2-Pts missed (2 out)			
01:08				7 FREEMAN H Defensive Rebound
00:49		9-8	+1	10 WAGER S 2-Pts paint made (2 In)
00:45				7 FREEMAN H Assist
00:34	9 TAKABAYASHI M 2-Pts missed (2 out)			
00:32				10 WAGER S Defensive Rebound
00:19		9-10	-1	10 WAGER S 2-Pts paint made (2 In)

## SECOND QUARTER

### Quarter Starters:

<b>JPN</b> 4 BETTO Y	10 YOSHIDA E	12 TAKUBO I	15 AMIMOTO M	9 TAKABAYASHI M
<b>GBR</b> 11 FOX J	10 WAGER S	12 TURNER H	6 STRANGE C	7 FREEMAN H



## PLAY BY PLAY

文字比分播报

JPN 45 vs 38 GBR

Attendance: 12215

Game Time	JPN - Japan	Score	Lead	GBR - Great Britain
10:00	4 BETTO Y Player IN <<----			
10:00	10 YOSHIDA E Player IN <<----			
10:00	12 TAKUBO I Player IN <<----			
10:00	15 AMIMOTO M Player IN <<----			
10:00	9 TAKABAYASHI M Player IN <<----			
10:00				11 FOX J Player IN <<----
10:00				10 WAGER S Player IN <<----
10:00				12 TURNER H Player IN <<----
10:00				6 STRANGE C Player IN <<----
10:00				7 FREEMAN H Player IN <<----
10:00				Tap off situation, throw-in
09:50				10 WAGER S 2-Pts missed (2 out)
09:48	12 TAKUBO I Defensive Rebound			
09:28	9 TAKABAYASHI M 2 Pts paint missed (2 Out)			
09:26				10 WAGER S Defensive Rebound
09:07				6 STRANGE C 2-Pts missed (2 out)
09:06	4 BETTO Y Defensive Rebound			
08:48	4 BETTO Y 2-Pts missed (2 out)			
08:45	9 TAKABAYASHI M Offensive Rebound			
08:23	15 AMIMOTO M 2-Pts missed (2 out)			
08:23				Defensive Rebound
08:12				6 STRANGE C 2-Pts missed (2 out)
08:12	Tap off situation, throw-in			
08:12	7 TANEDA K Player IN <<----			
08:12	13 SUGAHARA N Player IN <<----			
08:12	9 TAKABAYASHI M Player OUT ---->>			
08:12	12 TAKUBO I Player OUT ---->>			
07:54	15 AMIMOTO M 2-Pts missed (2 out)			
07:52				6 STRANGE C Defensive Rebound
07:42				6 STRANGE C Foul On
07:42	10 YOSHIDA E Personal foul			
07:42				6 STRANGE C Free Throw missed (1 Out)
07:38		9-11	-2	6 STRANGE C Free Throw made (1 In)
07:17	5 MASHIKO M 2-Pts paint made (2 In)	11-11	0	
06:35	5 MASHIKO M Player IN <<----			
06:35	4 BETTO Y Player OUT ---->>			
07:12		11-13	-2	7 FREEMAN H 2-Pts paint made (2 In)
06:43				6 STRANGE C Assist
06:39	15 AMIMOTO M 2 Pts paint missed (2 Out)			
06:38	13 SUGAHARA N Offensive Rebound			
06:35	15 AMIMOTO M Turnover			
06:04				7 FREEMAN H Assist



## PLAY BY PLAY

文字比分播报

JPN 45 vs 38 GBR

Attendance: 12215

Game Time	JPN - Japan	Score	Lead	GBR - Great Britain
06:14		11-15	-4	6 STRANGE C 2-Pts paint made (2 In)
05:48	13 SUGAHARA N 2-Pts made (2 In)	13-15	-2	
05:44	10 YOSHIDA E Assist			
05:26	5 MASHIKO M Personal foul			
05:26				7 FREEMAN H Foul On
05:15				10 WAGER S 2-Pts missed (2 out)
05:13	5 MASHIKO M Defensive Rebound			
04:57	5 MASHIKO M 3-Pts missed (3 Out)			
04:56	5 MASHIKO M Offensive Rebound			
04:52	5 MASHIKO M 2 Pts paint missed (2 Out)			
04:52				10 WAGER S Defensive Rebound
04:52	11 KAWAKAMI R Player IN <<----			
04:52	10 YOSHIDA E Player OUT ---->>			
04:38				7 FREEMAN H 2 Pts paint missed (2 Out)
04:38				7 FREEMAN H Offensive Rebound
04:38	5 MASHIKO M Personal foul			
04:38				7 FREEMAN H Foul On
04:38	12 TAKUBO I Player IN <<----			
04:38	14 SOEDA T Player IN <<----			
04:38	5 MASHIKO M Player OUT ---->>			
04:38	13 SUGAHARA N Player OUT ---->>			
04:28		13-17	-4	6 STRANGE C 2-Pts made (2 In)
04:02	7 TANEDA K 2 Pts paint missed (2 Out)			
03:59				10 WAGER S Defensive Rebound
03:47				12 TURNER H 2 Pts paint missed (2 Out)
03:47	Defensive Rebound			
03:47	Time out			
03:26				10 WAGER S Personal foul
03:26	15 AMIMOTO M Foul On			
03:26	15 AMIMOTO M Free Throw made (1 In)	14-17	-3	
03:25	15 AMIMOTO M Free Throw missed (1 Out)			
03:21				12 TURNER H Defensive Rebound
03:00				12 TURNER H 2 Pts paint missed (2 Out)
02:57	12 TAKUBO I Defensive Rebound			
02:38	15 AMIMOTO M 2-Pts missed (2 out)			
02:37				10 WAGER S Defensive Rebound
02:20				12 TURNER H 2 Pts paint missed (2 Out)
02:18	14 SOEDA T Defensive Rebound			
02:02	15 AMIMOTO M 2-Pts missed (2 out)			
02:00				11 FOX J Defensive Rebound
01:37	12 TAKUBO I Defensive Rebound			
01:36				7 FREEMAN H 2 Pts paint missed (2 Out)



## PLAY BY PLAY

文字比分播报

JPN 45 vs 38 GBR

Attendance: 12215

Game Time	JPN - Japan	Score	Lead	GBR - Great Britain
01:35	12 TAKUBO I Offensive foul			
01:35	12 TAKUBO I Turnover			
01:35				7 FREEMAN H Foul On
01:35				Time out
01:24				10 WAGER S 2 Pts paint missed (2 Out)
01:22				10 WAGER S Offensive Rebound
01:22		14-19	-5	10 WAGER S 2-Pts paint made (2 In)
00:57	14 SOEDA T Turnover			
00:57	Time out			
00:57				13 SUGDEN L Player IN <<----
00:57				4 MACLEAN C Player IN <<----
00:57				12 TURNER H Player OUT ---->>
00:57				11 FOX J Player OUT ---->>
00:32				Turnover
00:18	15 AMIMOTO M 2-Pts missed (2 out)			
00:17				6 STRANGE C Defensive Rebound
00:10	15 AMIMOTO M Player OUT ---->>			
00:10	13 SUGAHARA N Player IN <<----			
00:10	7 TANEDA K Personal foul			
00:10				7 FREEMAN H Foul On
00:10				7 FREEMAN H Free Throw missed (1 Out)
00:10		14-20	-6	7 FREEMAN H Free Throw made (1 In)
00:06	13 SUGAHARA N Turnover			
00:00				7 FREEMAN H 2 Pts paint missed (2 Out)

## THIRD QUARTER

### Quarter Starters:

**JPN** 10 YOSHIDA E      9 TAKABAYASHI M      15 AMIMOTO M      5 MASHIKO M      12 TAKUBO I  
**GBR** 4 MACLEAN C      8 WILD A      13 SUGDEN L      15 MATTHEWS C      10 WAGER S

Game Time	JPN - Japan	Score	Lead	GBR - Great Britain
10:00	10 YOSHIDA E Player IN <<----			
10:00	9 TAKABAYASHI M Player IN <<----			
10:00	15 AMIMOTO M Player IN <<----			
10:00				4 MACLEAN C Player IN <<----
10:00				8 WILD A Player IN <<----
10:00				13 SUGDEN L Player IN <<----
10:00				15 MATTHEWS C Player IN <<----
10:00				10 WAGER S Player IN <<----
10:00	5 MASHIKO M Player IN <<----			
10:00	12 TAKUBO I Player IN <<----			
09:56				Tap off situation, throw-in
09:42				4 MACLEAN C 2-Pts missed (2 out)



## PLAY BY PLAY

文字比分播报

JPN 45 vs 38 GBR

Attendance: 12215

Game Time	JPN - Japan	Score	Lead	GBR - Great Britain
09:40	5 MASHIKO M Defensive Rebound			
09:20	5 MASHIKO M Turnover			
09:20				10 WAGER S Steal
09:02				10 WAGER S 2-Pts missed (2 out)
08:55				13 SUGDEN L Offensive Rebound
08:50				8 WILD A 2 Pts paint missed (2 Out)
08:47	10 YOSHIDA E Defensive Rebound			
08:28	5 MASHIKO M 3-Pts missed (3 Out)			
08:25				15 MATTHEWS C Defensive Rebound
08:09				10 WAGER S 2 Pts paint missed (2 Out)
08:08	9 TAKABAYASHI M Defensive Rebound			
07:58				4 MACLEAN C Personal foul
07:58	12 TAKUBO I Foul On			
07:58	12 TAKUBO I Free Throw made (1 In)	15-20	-5	
07:58	12 TAKUBO I Free Throw made (1 In)	16-20	-4	
07:47				13 SUGDEN L Offensive foul
07:47				13 SUGDEN L Turnover
07:47	12 TAKUBO I Foul On			
07:35	5 MASHIKO M 2-Pts missed (2 out)			
07:33				10 WAGER S Defensive Rebound
07:14				4 MACLEAN C 2-Pts missed (2 out)
07:12	5 MASHIKO M Defensive Rebound			
07:02	12 TAKUBO I 2-Pts paint made (2 In)	18-20	-2	
06:59	5 MASHIKO M Assist			
06:42				13 SUGDEN L 2 Pts paint missed (2 Out)
06:42				Offensive Rebound
06:34				15 MATTHEWS C Turnover
06:16	9 TAKABAYASHI M 2-Pts made (2 In)	20-20	0	
06:16				Time out
05:58				8 WILD A 2 Pts paint missed (2 Out)
05:56	5 MASHIKO M Defensive Rebound			
05:53	12 TAKUBO I 2 Pts paint missed (2 Out)			
05:51				13 SUGDEN L Defensive Rebound
05:25				13 SUGDEN L 2-Pts missed (2 out)
05:19				13 SUGDEN L Offensive Rebound
05:06				13 SUGDEN L 2 Pts paint missed (2 Out)
05:05	5 MASHIKO M Defensive Rebound			
05:01	15 AMIMOTO M Offensive foul			
05:01	15 AMIMOTO M Turnover			
05:01				10 WAGER S Foul On
05:01				6 STRANGE C Player IN <<----
05:01				7 FREEMAN H Player IN <<----



## PLAY BY PLAY

文字比分播报

JPN 45 vs 38 GBR

Attendance: 12215

Game Time	JPN - Japan	Score	Lead	GBR - Great Britain
05:01				12 TURNER H Player IN <<----
05:01				11 FOX J Player IN <<----
05:01				4 MACLEAN C Player OUT ---->>
05:01				8 WILD A Player OUT ---->>
05:01				13 SUGDEN L Player OUT ---->>
05:01				15 MATTHEWS C Player OUT ---->>
04:53	10 YOSHIDA E Personal foul			
04:53				7 FREEMAN H Foul On
04:37				7 FREEMAN H 2-Pts missed (2 out)
04:37	7 TANEDA K Player IN <<----			
04:37	10 YOSHIDA E Player OUT ---->>			
04:37	Defensive Rebound			
04:22	12 TAKUBO I 2-Pts made (2 In)	22-20	+2	
03:50				12 TURNER H 2 Pts paint missed (2 Out)
03:47	9 TAKABAYASHI M Defensive Rebound			
03:40	15 AMIMOTO M 2-Pts paint made (2 In)	24-20	+4	
03:38	5 MASHIKO M Assist			
03:13				6 STRANGE C 2 Pts paint missed (2 Out)
03:12	5 MASHIKO M Defensive Rebound			
02:58	7 TANEDA K 2 Pts paint missed (2 Out)			
02:56				12 TURNER H Defensive Rebound
02:42		24-22	+2	10 WAGER S 2-Pts paint made (2 In)
02:37				12 TURNER H Assist
02:34				12 TURNER H Personal foul
02:34	5 MASHIKO M Foul On			
02:24	12 TAKUBO I 2-Pts paint made (2 In)	26-22	+4	
02:20	15 AMIMOTO M Assist			
02:14	5 MASHIKO M Steal			
02:14				7 FREEMAN H Turnover
01:56				10 WAGER S Personal foul
01:56	12 TAKUBO I Foul On			
01:36	12 TAKUBO I 2-Pts missed (2 out)			
01:34				12 TURNER H Defensive Rebound
01:27				10 WAGER S 2 Pts paint missed (2 Out)
01:25	15 AMIMOTO M Defensive Rebound			
01:06	12 TAKUBO I 2-Pts missed (2 out)			
01:04				12 TURNER H Defensive Rebound
00:42		26-24	+2	6 STRANGE C 2-Pts made (2 In)
00:19	15 AMIMOTO M 2-Pts missed (2 out)			
00:17				12 TURNER H Defensive Rebound
00:07		26-26	0	10 WAGER S 2-Pts paint made (2 In)
00:06				10 WAGER S Fast Break



## PLAY BY PLAY

文字比分播报

JPN 45 vs 38 GBR

Attendance: 12215

Game Time	JPN - Japan	Score	Lead	GBR - Great Britain
00:00	5 MASHIKO M 3-Pts missed (3 Out)			

### FOURTH QUARTER

#### Quarter Starters:

JPN

GBR

Game Time	JPN - Japan	Score	Lead	GBR - Great Britain
10:00	15 AMIMOTO M Player IN <<----			
10:00	5 MASHIKO M Player IN <<----			
10:00	12 TAKUBO I Player IN <<----			
10:00				7 FREEMAN H Player IN <<----
10:00				13 SUGDEN L Player IN <<----
10:00				10 WAGER S Player IN <<----
10:00				6 STRANGE C Player IN <<----
10:00				4 MACLEAN C Player IN <<----
10:00	7 TANEDA K Player IN <<----			
10:00	9 TAKABAYASHI M Player IN <<----			
09:39	Tap off situation, throw-in			
09:36	7 TANEDA K 2-Pts missed (2 out)			
09:33				10 WAGER S Defensive Rebound
09:32				10 WAGER S Foul On
09:32	12 TAKUBO I Personal foul			
09:15				6 STRANGE C Offensive Rebound
09:09				10 WAGER S Free Throw missed (1 Out)
09:08				10 WAGER S Free Throw missed (1 Out)
09:08				13 SUGDEN L Offensive Rebound
09:03				13 SUGDEN L 2 Pts paint missed (2 Out)
09:00	15 AMIMOTO M Defensive Rebound			
08:48	12 TAKUBO I 2-Pts made (2 In)	28-26	+2	
08:19		28-28	0	7 FREEMAN H 2-Pts paint made (2 In)
08:18				6 STRANGE C Assist
07:59	7 TANEDA K 2-Pts paint made (2 In)	30-28	+2	
07:55	15 AMIMOTO M Assist			
07:39		30-30	0	10 WAGER S 2-Pts paint made (2 In)
07:28	12 TAKUBO I Foul On			
07:28				4 MACLEAN C Personal foul
07:28	4 BETTO Y Player IN <<----			
07:28	5 MASHIKO M Player OUT ---->>			
07:13	12 TAKUBO I 2-Pts missed (2 out)			
07:11				10 WAGER S Defensive Rebound
07:02	4 BETTO Y Personal foul			
07:02				6 STRANGE C Foul On





## PLAY BY PLAY

文字比分播报

JPN 45 vs 38 GBR

Attendance: 12215

Game Time	JPN - Japan	Score	Lead	GBR - Great Britain
06:47				7 FREEMAN H 2 Pts paint missed (2 Out)
06:47	12 TAKUBO I Defensive Rebound			
06:41				4 MACLEAN C Personal foul
06:41	12 TAKUBO I Foul On			
06:30	7 TANEDA K 2-Pts made (2 In)	32-30	+2	
06:05				4 MACLEAN C 2-Pts missed (2 out)
06:02	7 TANEDA K Defensive Rebound			
05:54	15 AMIMOTO M 2 Pts paint missed (2 Out)			
05:54				Defensive Rebound
05:31		32-32	0	4 MACLEAN C 2-Pts paint made (2 In)
05:29				6 STRANGE C Assist
05:12	12 TAKUBO I 2 Pts paint missed (2 Out)			
05:10				7 FREEMAN H Defensive Rebound
05:04	4 BETTO Y Personal foul			
05:04				13 SUGDEN L Foul On
05:04	5 MASHIKO M Player IN <<----			
05:04	4 BETTO Y Player OUT ---->>			
04:51				7 FREEMAN H 2 Pts paint missed (2 Out)
04:49	9 TAKABAYASHI M Defensive Rebound			
04:35	12 TAKUBO I 2-Pts missed (2 out)			
04:34				4 MACLEAN C Defensive Rebound
04:15		32-34	-2	13 SUGDEN L 2-Pts made (2 In)
04:12				4 MACLEAN C Assist
04:06	12 TAKUBO I 2-Pts paint made (2 In)	34-34	0	
04:06	15 AMIMOTO M Assist			
04:06	12 TAKUBO I Foul On			
04:06				4 MACLEAN C Personal foul
04:06	12 TAKUBO I Free Throw made (1 In)	35-34	+1	
03:51		35-36	-1	4 MACLEAN C 2-Pts paint made (2 In)
03:50				7 FREEMAN H Assist
03:25	15 AMIMOTO M 2-Pts made (2 In)	37-36	+1	
03:21	9 TAKABAYASHI M Assist			
03:08		37-38	-1	13 SUGDEN L 2-Pts paint made (2 In)
02:46	5 MASHIKO M Turnover			
02:26				6 STRANGE C 2 Pts paint missed (2 Out)
02:25	12 TAKUBO I Defensive Rebound			
02:03	15 AMIMOTO M 3-Pts made (3 In)	40-38	+2	
02:01	5 MASHIKO M Assist			
01:34				7 FREEMAN H 3-Pts missed (3 Out)
01:32	5 MASHIKO M Defensive Rebound			
01:23	5 MASHIKO M Turnover			
01:01				6 STRANGE C 2 Pts paint missed (2 Out)



## PLAY BY PLAY

文字比分播报

JPN 45 vs 38 GBR

Attendance: 12215

Game Time	JPN - Japan	Score	Lead	GBR - Great Britain
00:58	12 TAKUBO I Defensive Rebound			
00:56	15 AMIMOTO M Foul On			
00:56				13 SUGDEN L Personal foul
00:56				Time out
00:56	15 AMIMOTO M Free Throw missed (1 Out)			
00:56	15 AMIMOTO M Free Throw missed (1 Out)			
00:56	12 TAKUBO I Offensive Rebound			
00:56	12 TAKUBO I Foul On			
00:56				10 WAGER S Personal foul
00:56	12 TAKUBO I Free Throw made (1 In)	41-38	+3	
00:55	12 TAKUBO I Free Throw made (1 In)	42-38	+4	
00:48				4 MACLEAN C 2 Pts paint missed (2 Out)
00:48	12 TAKUBO I Defensive Rebound			
00:48	12 TAKUBO I Foul On			
00:48				7 FREEMAN H Personal foul
00:48	12 TAKUBO I Free Throw made (1 In)	43-38	+5	
00:48	12 TAKUBO I Free Throw made (1 In)	44-38	+6	
00:37	5 MASHIKO M Steal			
00:37				4 MACLEAN C Turnover
00:25	5 MASHIKO M Turnover			
00:25				6 STRANGE C Steal
00:23				7 FREEMAN H 3-Pts missed (3 Out)
00:23	Defensive Rebound			
00:09	15 AMIMOTO M Foul On			
00:09				4 MACLEAN C Personal foul
00:09				4 MACLEAN C Player OUT ---->>
00:09				8 WILD A Player IN <<----
00:09	15 AMIMOTO M Free Throw missed (1 Out)			
00:09	15 AMIMOTO M Free Throw made (1 In)	45-38	+7	



## RESULTS

比赛成绩

### JPN 14 vs 20 GBR

Attendance: 12215

Referee: WELLS Matthew Brian (AUS)

Commissioner: LOVE Greg (AUS)

Umpires: SALGUERO Cristian Ariel (ARG); FARRUGIA Anna Valerie (FRA)

Classifier: DINH Trien Tan (FRA)

		Q1		Q2	
Scoring by 5 min intervals:	JPN	4	9	13	14
	GBR	2	10	15	20

#### JPN - JAPAN

No.	Name	Sport Class	MIN	Field Goals		2 Points		3 Points		Free Throws		Rebounds			AS	TO	ST	BS	PF	FO	PTS	
				M/A	%	M/A	%	M/A	%	M/A	%	OR	DR	TOT								
*5	MASHIKO Megumi	3.0	04:54	1/4	25	1/3	33	0/1	0			1	1	2		1			2		2	
*9	TAKABAYASHI Mika (C)	1.5	11:48	0/4	0	0/4	0					1	1	2		1			2		0	
*10	YOSHIDA Erika	1.0	15:08	1/1	100	1/1	100								1		1		2	1	2	
*12	TAKUBO Ikumi	4.0	16:26	0/2	0	0/2	0			0/2	0	3	4	7	1	2			2	1	0	
*15	AMIMOTO Mari	4.5	19:50	0/8	0	0/8	0			2/6	33	2	1	3	2	2			1	5	2	
4	BETTO Yuka	3.0	10:28	3/6	50	3/6	50						2	2							6	
6	URAMOTO Miki	2.5	00:00																		0	
7	TANEDA Kimi	1.0	08:12	0/1	0	0/1	0											1			0	
8	KOSUZUKI Tomomi	3.5	00:00																		0	
11	KAWAKAMI Rie	1.0	04:52																		0	
13	SUGAHARA Naoko	4.5	03:44	1/1	100	1/1	100					1		1		1					2	
14	SOEDA Tomoe	3.5	04:38										1	1		1					0	
Team/Coach																						
<b>Totals</b>				6/27	22	6/26	23	0/1	0	2/8	25	8	13	21	4	8	1			10	7	14
<b>Coach</b>		IWASA Yoshiaki																				
<b>Assistant Coach</b>		KIKUCHI Tetsuhiro																				

#### GBR - GREAT BRITAIN

No.	Name	Sport Class	MIN	Field Goals		2 Points		3 Points		Free Throws		Rebounds			AS	TO	ST	BS	PF	FO	PTS
				M/A	%	M/A	%	M/A	%	M/A	%	OR	DR	TOT							
*4	MACLEAN Caroline	2.0	08:39	1/4	25	1/4	25					2	2	1					1		2
*6	STRANGE Clare	1.5	17:21	2/4	50	2/4	50			1/2	50	2	2	1	1			3	1		5
*7	FREEMAN Helen	4.0	20:00	1/5	20	1/5	20			1/2	50	2	3	5	2	1		1	6		3
*12	TURNER Helen	4.0	16:13	0/3	0	0/3	0					2	2								0
*13	SUGDEN Louise	2.0	08:39	0/2	0	0/2	0								1			2	1		0
5	HARPER Joanne	1.0	00:00																		0
8	WILD Ann	2.0	02:39							2/2	100								1		2
9	JOHNSON Paula	2.5	00:00																		0
10	WAGER Sally	3.0	15:08	4/8	50	4/8	50					1	6	7		2		1			8
11	FOX Jill	1.5	11:21									1	1	1							0
14	McDONALD Pauline	2.5	00:00																		0
15	MATTHEWS Caroline (C)	4.5	00:00																		0
Team/Coach																					
<b>Totals</b>				8/26	31	8/26	31			4/6	67	3	17	20	4	6			7	10	20
<b>Coach</b>		PEEL Garry																			
<b>Assistant Coach</b>		BHANIA Haj Singh FODEN Mathew																			

	JPN	GBR
Points from Turnovers	0	4
Points in the Paint	6	12
Second Chance Points	2	2
Fast Break Points	0	0

	JPN	GBR
Biggest Lead	3	6
Biggest Scoring Run	5-0(5-2)	5-0(9-11)
Lead Changes	2	
Times Tied	2	

#### Legend:

%	Shooting Percentage	(C)	Captain	*	Starters	AS	Assists
BS	Blocked Shots	DR	Defensive Rebounds	FO	Fouls On	M/A	Made/Attempts
MIN	Minutes Played	OR	Offensive Rebounds	PF	Fouls	PTS	Points
Qx	Quarter Time	ST	Steals	TO	Turnovers	TOT	Total Rebounds



## RESULTS

比赛成绩

### JPN 45 vs 38 GBR

Attendance: 12215

Referee: WELLS Matthew Brian (AUS)

Commissioner: LOVE Greg (AUS)

Umpires: SALGUERO Cristian Ariel (ARG); FARRUGIA Anna Valerie (FRA)

Classifier: DINH Trien Tan (FRA)

		Q1		Q2		Q3		Q4	
Scoring by 5 min intervals:	JPN	4	9	13	14	20	26	32	45
	GBR	2	10	15	20	20	26	32	38

#### JPN - JAPAN

No.	Name	Sport Class	MIN	Field Goals		2 Points		3 Points		Free Throws		Rebounds			AS	TO	ST	BS	PF	FO	PTS	
				M/A	%	M/A	%	M/A	%	M/A	%	OR	DR	TOT								
*5	MASHIKO Megumi	3.0	22:30	1/7	14	1/4	25	0/3	0			1	7	8	3	5	2		2	1	2	
*9	TAKABAYASHI Mika (C)	1.5	31:48	1/5	20	1/5	20					1	4	5	1	1			2		2	
*10	YOSHIDA Erika	1.0	20:31	1/1	100	1/1	100						1	1	1		1		3	1	2	
*12	TAKUBO Ikumi	4.0	36:26	5/13	38	5/13	38			7/9	78	4	8	12	1	2			3	9	17	
*15	AMIMOTO Mari	4.5	39:50	3/13	23	2/12	17	1/1	100	3/10	30	2	3	5	5	3			2	7	10	
4	BETTO Yuka	3.0	12:52	3/6	50	3/6	50						2	2					2		6	
6	URAMOTO Miki	2.5	00:00																		0	
7	TANEDA Kimi	1.0	22:49	2/5	40	2/5	40						1	1					1		4	
8	KOSUZUKI Tomomi	3.5	00:00																		0	
11	KAWAKAMI Rie	1.0	04:52																		0	
13	SUGAHARA Naoko	4.5	03:44	1/1	100	1/1	100					1		1		1					2	
14	SOEDA Tomoe	3.5	04:38										1	1							0	
Team/Coach																						
<b>Totals</b>				17/51	33	16/47	34	1/4	25	10/19	53	9	32	41	11	13	3			15	18	45
<b>Coach</b>		IWASA Yoshiaki																				
<b>Assistant Coach</b>		KIKUCHI Tetsuhiro																				

#### GBR - GREAT BRITAIN

No.	Name	Sport Class	MIN	Field Goals		2 Points		3 Points		Free Throws		Rebounds			AS	TO	ST	BS	PF	FO	PTS	
				M/A	%	M/A	%	M/A	%	M/A	%	OR	DR	TOT								
*4	MACLEAN Caroline	2.0	23:29	3/10	30	3/10	30						3	3	2	1			5	1	6	
*6	STRANGE Clare	1.5	32:22	3/8	38	3/8	38			1/2	50	1	2	3	3	1	1		3	2	7	
*7	FREEMAN Helen	4.0	35:01	2/11	18	2/9	22	0/2	0	1/2	50	2	4	6	3	2			2	7	5	
*12	TURNER Helen	4.0	21:14	0/4	0	0/4	0						6	6	1				1		0	
*13	SUGDEN Louise	2.0	23:38	2/8	25	2/8	25					3	1	4		2			4	2	4	
5	HARPER Joanne	1.0	00:00																		0	
8	WILD Ann	2.0	07:47	0/2	0	0/2	0			2/2	100									1	2	
9	JOHNSON Paula	2.5	00:00																		0	
10	WAGER Sally	3.0	35:08	7/14	50	7/14	50			0/2	0	1	9	10		2	1		3	2	14	
11	FOX Jill	1.5	16:22										1	1							0	
14	McDONALD Pauline	2.5	00:00																		0	
15	MATTHEWS Caroline (C)	4.5	04:59										1	1							0	
Team/Coach																						
<b>Totals</b>				17/57	30	17/55	31	0/2	0	4/8	50	8	29	37	9	10	2			18	15	38
<b>Coach</b>		PEEL Garry																				
<b>Assistant Coach</b>		BHANIA Haj Singh FODEN Mathew																				

	JPN	GBR
Points from Turnovers	2	4
Points in the Paint	16	26
Second Chance Points	4	2
Fast Break Points	0	0

	JPN	GBR
Biggest Lead	7	6
Biggest Scoring Run	10-0(24-20)	5-0(9-11)
Lead Changes	9	
Times Tied	8	

#### Legend:

%	Shooting Percentage	(C)	Captain	*	Starters	AS	Assists
BS	Blocked Shots	DR	Defensive Rebounds	FO	Fouls On	M/A	Made/Attempts
MIN	Minutes Played	OR	Offensive Rebounds	OTx	Overtime	PF	Fouls
PTS	Points	Qx	Quarter Time	ST	Steals	TO	Turnovers
TOT	Total Rebounds						



## START LIST

首发名单

### AUS - GBR

**Referee:** KUERZI Bill (USA)  
**Umpires:** ROJA Cristian (ITA); GOMEZ RUF Antonia (ESP)

**Commissioner:** COSSAER Dirk Lodewijk M (BEL)  
**Classifier:**

#### AUS - Australia

No.	Name	Pos	Age	Sport Class	Current Games Statistics						
					PPG	FG%	3FG%	FT%	RPG	APG	MPG (GP)
4	DOMASCHENZ Melanie	G	24	1.0	0.0						00:00 (0)
5	CRISPIN Cobi	F	19	4.0	0.0						00:00 (0)
6	KEAN Bridie	F	21	4.0	0.0						00:00 (0)
7	HALL Melanie	G	31	2.5	0.0						00:00 (0)
8	MCKENZIE Tina	F	8	3.0	0.0						00:00 (0)
9	TESCH Liesl (C)	F	39	4.0	0.0						00:00 (0)
10	BURZYNSKI Clare	G	22	1.0	0.0						00:00 (0)
11	GAUCI Kylie	G	23	2.0	0.0						00:00 (0)
12	CHAPLIN Shelley	F	24	3.5	0.0						00:00 (0)
13	STEWART Sarah	F	32	3.0	0.0						00:00 (0)
14	HILL Katie	G	24	3.0	0.0						00:00 (0)
15	O'KELLY-KENNEDY K	C	22	4.0	0.0						00:00 (0)
Team			24.1		0.0						
<b>Coach</b>		HEWSON Gerry									
<b>Assistant Coach</b>		HEWISH Mark									

AUS Played		
PR	BRA	08 SEP
PR	USA	09 SEP
PR	GER	10 SEP

#### GBR - Great Britain

No.	Name	Pos	Age	Sport Class	Current Games Statistics						
					PPG	FG%	3FG%	FT%	RPG	APG	MPG (GP)
4	MACLEAN Caroline	G	33	2.0	0.0						00:00 (0)
5	HARPER Joanne	G	43	1.0	0.0						00:00 (0)
6	STRANGE Clare	G	28	1.5	0.0						00:00 (0)
7	FREEMAN Helen	F	18	4.0	0.0						00:00 (0)
8	WILD Ann	G	35	2.0	0.0						00:00 (0)
9	JOHNSON Paula	F	30	2.5	0.0						00:00 (0)
10	WAGER Sally	F	27	3.0	0.0						00:00 (0)
11	FOX Jill	G	38	1.5	0.0						00:00 (0)
12	TURNER Helen	F	30	4.0	0.0						00:00 (0)
13	SUGDEN Louise	G	24	2.0	0.0						00:00 (0)
14	McDONALD Pauline	G	28	2.5	0.0						00:00 (0)
15	MATTHEWS Caroline (C)	C	35	4.5	0.0						00:00 (0)
Team			30.8		0.0						
<b>Coach</b>		PEEL Garry									
<b>Assistant Coach</b>		BHANIA Haj Singh					FODEN Mathew				

GBR Played		
PR	BRA	09 SEP
PR	USA	10 SEP
PR	GER	11 SEP

**Legend:**

<b>3FG%</b>	3 Field Goals %	<b>APG</b>	Assists per Game	<b>C</b>	Centre	<b>F</b>	Forward
<b>FG%</b>	Field Goals %	<b>FT%</b>	Free Throws %	<b>G</b>	Guard	<b>GP</b>	Games Played
<b>MPG</b>	Minutes Played per Game	<b>Pos</b>	Playing Position	<b>PPG</b>	Points per Game	<b>PR</b>	Preliminary Round
<b>RPG</b>	Rebounds per Game						



## START LIST

首发名单

### AUS - GBR

**Referee:** KUERZI Bill (USA)  
**Umpires:** ROJA Cristian (ITA); GOMEZ RUF Antonia (ESP)

**Commissioner:** COSSAER Dirk Lodewijk M (BEL)  
**Classifier:**

#### AUS - Australia

No.	Name	Pos	Age	Sport Class	Current Games Statistics							
					PPG	FG%	3FG%	FT%	RPG	APG	MPG (GP)	
4	DOMASCHENZ Melanie	G	24	1.0	0.0	0						00:00 (0)
5	CRISPIN Cobi	F	19	4.0	0.0	62				0.0		00:00 (0)
6	KEAN Bridie	F	21	4.0	0.0					0.0		00:00 (0)
7	HALL Melanie	G	31	2.5	0.0	50					0.0	00:00 (0)
8	McKENZIE Tina	F	34	3.0	0.0					0.0	0.0	00:00 (0)
9	TESCH Liesl (C)	F	39	4.0	0.0	33				0.0	0.0	00:00 (0)
10	BURZYNSKI Clare	G	22	1.0	0.0					0.0	0.0	00:00 (0)
11	GAUCI Kylie	G	23	2.0	0.0	31	0	100		0.0	0.0	00:00 (0)
12	CHAPLIN Shelley	F	24	3.5	0.0	57		60		0.0		00:00 (0)
13	STEWART Sarah	F	32	3.0	0.0	50				0.0	0.0	00:00 (0)
14	HILL Katie	G	24	3.0	0.0	17				0.0	0.0	00:00 (0)
15	O'KELLY-KENNEDY K	C	22	4.0	0.0	29				0.0		00:00 (0)
Team			26.3		0.0							
<b>Coach</b>		HEWSON Gerry										
<b>Assistant Coach</b>		HEWISH Mark										

AUS Played		
PR	BRA	08 SEP
PR	USA	09 SEP
PR	GER	10 SEP

#### GBR - Great Britain

No.	Name	Pos	Age	Sport Class	Current Games Statistics							
					PPG	FG%	3FG%	FT%	RPG	APG	MPG (GP)	
4	MACLEAN Caroline	G	33	2.0	0.0	0						00:00 (0)
5	HARPER Joanne	G	43	1.0	0.0							00:00 (0)
6	STRANGE Clare	G	28	1.5	0.0	14	0	13		0.0	0.0	00:00 (0)
7	FREEMAN Helen	F	18	4.0	0.0	17				0.0	0.0	00:00 (0)
8	WILD Ann	G	35	2.0	0.0	33				0.0		00:00 (0)
9	JOHNSON Paula	F	30	2.5	0.0							00:00 (0)
10	WAGER Sally	F	27	3.0	0.0	25		50		0.0	0.0	00:00 (0)
11	FOX Jill	G	38	1.5	0.0	100				0.0	0.0	00:00 (0)
12	TURNER Helen	F	30	4.0	0.0	29				0.0		00:00 (0)
13	SUGDEN Louise	G	24	2.0	0.0	40				0.0		00:00 (0)
14	McDONALD Pauline	G	28	2.5	0.0	100						00:00 (0)
15	MATTHEWS Caroline (C)	C	35	4.5	0.0	20		0				00:00 (0)
Team			30.8		0.0							
<b>Coach</b>		PEEL Garry										
<b>Assistant Coach</b>		BHANIA Haj Singh					FODEN Mathew					

GBR Played		
PR	BRA	09 SEP
PR	USA	10 SEP
PR	GER	11 SEP

**Legend:**

3FG%	3 Field Goals %	APG	Assists per Game	C	Centre	F	Forward
FG%	Field Goals %	FT%	Free Throws %	G	Guard	GP	Games Played
MPG	Minutes Played per Game	Pos	Playing Position	PPG	Points per Game	PR	Preliminary Round
RPG	Rebounds per Game						



## PLAY BY PLAY

文字比分播报

**AUS 30 vs 13 GBR**

**Attendance: 0**

Scoring by 5 min intervals:

	Q1		Q2	
AUS	16	24	28	30
GBR	0	2	5	13

### FIRST QUARTER

#### Quarter Starters:

**AUS** 9 TESCH L                      10 BURZYNSKI C                      11 GAUCI K                      12 CHAPLIN S                      13 STEWART S  
**GBR** 4 MACLEAN C                      7 FREEMAN H                      8 WILD A                      12 TURNER H                      13 SUGDEN L

Game Time	AUS - Australia	Score	Lead	GBR - Great Britain
10:00	9 TESCH L Player IN <<<<<<			
10:00	10 BURZYNSKI C Player IN <<<<<<			
10:00	11 GAUCI K Player IN <<<<<<			
10:00	12 CHAPLIN S Player IN <<<<<<			
10:00	13 STEWART S Player IN <<<<<<			
10:00				4 MACLEAN C Player IN <<<<<<
10:00				7 FREEMAN H Player IN <<<<<<
10:00				8 WILD A Player IN <<<<<<
10:00				12 TURNER H Player IN <<<<<<
10:00				13 SUGDEN L Player IN <<<<<<
10:00	9 TESCH L Tap off won			12 TURNER H Tap off lost
09:48	12 CHAPLIN S 2-Pts paint made (2 In)	2-0	+2	
09:45	13 STEWART S Assist			
09:15				4 MACLEAN C 2 Pts paint missed (2 Out)
09:08	12 CHAPLIN S Defensive Rebound			
09:08	12 CHAPLIN S 2-Pts paint made (2 In)	4-0	+4	
09:08				13 SUGDEN L Personal foul
09:08	12 CHAPLIN S Foul On			
09:08	12 CHAPLIN S Free Throw made (1 In)	5-0	+5	
09:01				12 TURNER H Turnover
09:01				Time out
08:52				8 WILD A Personal foul
08:52	11 GAUCI K Foul On			
08:47	13 STEWART S 2-Pts paint made (2 In)	7-0	+7	
08:44	10 BURZYNSKI C Assist			
08:29				8 WILD A Turnover
08:29	11 GAUCI K Steal			
08:21	11 GAUCI K Fast Break			
08:23	11 GAUCI K 2-Pts paint made (2 In)	9-0	+9	
07:50				7 FREEMAN H 2-Pts missed (2 out)
07:47	13 STEWART S Blocked Shot			
07:45	9 TESCH L Defensive Rebound			
07:40	12 CHAPLIN S 2 Pts paint missed (2 Out)			
07:39	9 TESCH L Offensive Rebound			



## PLAY BY PLAY

文字比分播报

AUS 30 vs 13 GBR

Attendance: 0

Game Time	AUS - Australia	Score	Lead	GBR - Great Britain
07:39	9 TESCH L 2-Pts paint made (2 In)	11-0	+11	
07:39				12 TURNER H Player OUT ---->>
07:39				10 WAGER S Player IN <<----
07:39				8 WILD A Player OUT ---->>
07:39				6 STRANGE C Player IN <<----
07:24				13 SUGDEN L 2 Pts paint missed (2 Out)
07:22	12 CHAPLIN S Defensive Rebound			
07:11	13 STEWART S 2-Pts paint made (2 In)	13-0	+13	
06:36				7 FREEMAN H Turnover
06:27				10 WAGER S Personal foul
06:27	12 CHAPLIN S Foul On			
06:27	12 CHAPLIN S Free Throw made (1 In)	14-0	+14	
06:26	12 CHAPLIN S Free Throw missed (1 Out)			
06:23				7 FREEMAN H Defensive Rebound
06:04				4 MACLEAN C Turnover
05:51	9 TESCH L 2 Pts paint missed (2 Out)			
05:50				Defensive Rebound
05:27				6 STRANGE C 3-Pts missed (3 Out)
05:25	12 CHAPLIN S Defensive Rebound			
05:18	12 CHAPLIN S Fast Break			
05:15	12 CHAPLIN S 2-Pts paint made (2 In)	16-0	+16	
04:50				13 SUGDEN L 2 Pts paint missed (2 Out)
04:47				10 WAGER S Offensive Rebound
04:44				10 WAGER S 2 Pts paint missed (2 Out)
04:41				7 FREEMAN H Offensive Rebound
04:36		16-2	+14	13 SUGDEN L 2-Pts made (2 In)
04:34				6 STRANGE C Assist
04:25	11 GAUCI K 2-Pts paint made (2 In)	18-2	+16	
04:24	13 STEWART S Player OUT ---->>			
04:24	10 BURZYNSKI C Player OUT ---->>			
04:24	9 TESCH L Player OUT ---->>			
04:24	5 CRISPIN C Player IN <<----			
04:24	8 MCKENZIE T Player IN <<----			
04:24	4 DOMASCHENZ M Player IN <<----			
04:15				6 STRANGE C Offensive foul
04:15				6 STRANGE C Turnover
04:15	12 CHAPLIN S Foul On			
03:58	12 CHAPLIN S 2 Pts paint missed (2 Out)			
03:56				10 WAGER S Defensive Rebound
03:47	12 CHAPLIN S Personal foul			
03:47				10 WAGER S Foul On
03:33				6 STRANGE C 2 Pts paint missed (2 Out)





## PLAY BY PLAY

文字比分播报

AUS 30 vs 13 GBR

Attendance: 0

Game Time	AUS - Australia	Score	Lead	GBR - Great Britain
03:31				7 FREEMAN H Offensive Rebound
03:30				7 FREEMAN H 2 Pts paint missed (2 Out)
03:27	12 CHAPLIN S Defensive Rebound			
03:08	11 GAUCI K 2 Pts paint missed (2 Out)			
03:06				10 WAGER S Defensive Rebound
02:45				10 WAGER S 2 Pts paint missed (2 Out)
02:43	5 CRISPIN C Defensive Rebound			
02:27	12 CHAPLIN S Offensive foul			
02:27	12 CHAPLIN S Turnover			
02:27				10 WAGER S Foul On
02:27	12 CHAPLIN S Player OUT ---->>			
02:27	6 KEAN B Player IN <<----			
02:06				4 MACLEAN C 2-Pts missed (2 out)
02:04	6 KEAN B Defensive Rebound			
01:55				4 MACLEAN C Personal foul
01:55	11 GAUCI K Foul On			
01:55	11 GAUCI K Free Throw made (1 In)	19-2	+17	
01:55	11 GAUCI K Free Throw made (1 In)	20-2	+18	
01:30				10 WAGER S 2-Pts missed (2 out)
01:28	5 CRISPIN C Defensive Rebound			
01:17	6 KEAN B Player OUT ---->>			
01:17	11 GAUCI K Player OUT ---->>			
01:17	7 HALL M Player IN <<----			
01:17	14 HILL K Player IN <<----			
01:09	5 CRISPIN C 2-Pts made (2 In)	22-2	+20	
01:07	8 MCKENZIE T Assist			
00:38				10 WAGER S 2-Pts missed (2 out)
00:36	5 CRISPIN C Defensive Rebound			
00:22	5 CRISPIN C 2-Pts paint made (2 In)	24-2	+22	
00:04				6 STRANGE C Foul On
00:04	7 HALL M Personal foul			
00:04				6 STRANGE C Free Throw missed (1 Out)
00:04				6 STRANGE C Free Throw missed (1 Out)
00:04	Defensive Rebound			

## SECOND QUARTER

### Quarter Starters:

AUS 10 BURZYNSKI C      11 GAUCI K      12 CHAPLIN S      13 STEWART S      15 O'KELLY-KENNEDY K  
GBR 4 MACLEAN C      6 STRANGE C      13 SUGDEN L      10 WAGER S      7 FREEMAN H

Game Time	AUS - Australia	Score	Lead	GBR - Great Britain
10:00				4 MACLEAN C Player IN <<----
10:00				6 STRANGE C Player IN <<----



## PLAY BY PLAY

文字比分播报

AUS 30 vs 13 GBR

Attendance: 0

Game Time	AUS - Australia	Score	Lead	GBR - Great Britain
10:00				12 TURNER H Player IN <<----
10:00				12 TURNER H Player OUT ---->>
10:00				13 SUGDEN L Player IN <<----
10:00				10 WAGER S Player IN <<----
10:00				7 FREEMAN H Player IN <<----
10:00	10 BURZYNSKI C Player IN <<----			
10:00	11 GAUCI K Player IN <<----			
10:00	12 CHAPLIN S Player IN <<----			
10:00	13 STEWART S Player IN <<----			
10:00	15 O'KELLY-KENNEDY K Player IN <<----			
09:55				Tap off situation, throw-in
09:35				6 STRANGE C 2-Pts missed (2 out)
09:33	11 GAUCI K Defensive Rebound			
09:31	11 GAUCI K Turnover			
09:16				4 MACLEAN C 2-Pts missed (2 out)
09:15	11 GAUCI K Defensive Rebound			
08:58	15 O'KELLY-KENNEDY K Turnover			
08:58				7 FREEMAN H Player OUT ---->>
08:58				15 MATTHEWS C Player IN <<----
08:30				6 STRANGE C 3-Pts missed (3 Out)
08:29	10 BURZYNSKI C Defensive Rebound			
08:18	15 O'KELLY-KENNEDY K 2 Pts paint missed (2 Out)			
08:15	15 O'KELLY-KENNEDY K Offensive Rebound			
08:15	15 O'KELLY-KENNEDY K 2 Pts paint missed (2 Out)			
08:12	15 O'KELLY-KENNEDY K Offensive Rebound			
08:12	15 O'KELLY-KENNEDY K 2 Pts paint missed (2 Out)			
08:08				Defensive Rebound
07:45				10 WAGER S 2-Pts missed (2 out)
07:44	11 GAUCI K Defensive Rebound			
07:27	11 GAUCI K Assist			
07:30	13 STEWART S 2-Pts paint made (2 In)	26-2	+24	
07:05				6 STRANGE C 2 Pts paint missed (2 Out)
07:07				Offensive Rebound
07:05	13 STEWART S Blocked Shot			
07:05				6 STRANGE C Foul On
07:05	12 CHAPLIN S Personal foul			
07:05		26-3	+23	6 STRANGE C Free Throw made (1 In)
07:03				6 STRANGE C Free Throw missed (1 Out)
07:00	15 O'KELLY-KENNEDY K Defensive Rebound			
06:45	15 O'KELLY-KENNEDY K 2 Pts paint missed (2 Out)			
06:43				10 WAGER S Defensive Rebound
06:28				6 STRANGE C 2-Pts missed (2 out)



## PLAY BY PLAY

文字比分播报

AUS 30 vs 13 GBR

Attendance: 0

Game Time	AUS - Australia	Score	Lead	GBR - Great Britain
06:25				13 SUGDEN L Offensive Rebound
06:21		26-5	+21	10 WAGER S 2-Pts paint made (2 In)
05:59	11 GAUCI K Assist			
06:01	12 CHAPLIN S 2-Pts paint made (2 In)	28-5	+23	
05:35				13 SUGDEN L 2 Pts paint missed (2 Out)
05:33	10 BURZYNSKI C Defensive Rebound			
05:22				10 WAGER S Personal foul
05:22	11 GAUCI K Foul On			
05:22	12 CHAPLIN S Player OUT ---->>			
05:22	15 O'KELLY-KENNEDY K Player OUT ---->>			
05:22	10 BURZYNSKI C Player OUT ---->>			
05:22	4 DOMASCHENZ M Player IN <<----			
05:22	5 CRISPIN C Player IN <<----			
05:22	9 TESCH L Player IN <<----			
05:22				10 WAGER S Player OUT ---->>
05:22				12 TURNER H Player IN <<----
05:09	11 GAUCI K 3-Pts missed (3 Out)			
05:09				Defensive Rebound
04:46				15 MATTHEWS C 2-Pts missed (2 out)
04:43				12 TURNER H Offensive Rebound
04:41		28-7	+21	12 TURNER H 2-Pts made (2 In)
04:29	5 CRISPIN C 2 Pts paint missed (2 Out)			
04:26				13 SUGDEN L Defensive Rebound
04:20	5 CRISPIN C Personal foul			
04:20				15 MATTHEWS C Foul On
04:20				Time out
04:20				15 MATTHEWS C Free Throw missed (1 Out)
04:20				15 MATTHEWS C Free Throw missed (1 Out)
04:13	9 TESCH L Defensive Rebound			
04:03	9 TESCH L 2 Pts paint missed (2 Out)			
04:01				12 TURNER H Defensive Rebound
03:58	11 GAUCI K Personal foul			
03:58				4 MACLEAN C Foul On
03:46	5 CRISPIN C Defensive Rebound			
03:44	4 DOMASCHENZ M Blocked Shot			
03:41				15 MATTHEWS C 2-Pts missed (2 out)
03:29	5 CRISPIN C 2 Pts paint missed (2 Out)			
03:28				6 STRANGE C Defensive Rebound
03:14		28-9	+19	13 SUGDEN L 2-Pts made (2 In)
03:14				6 STRANGE C Assist
03:14				4 MACLEAN C Player OUT ---->>
03:14				8 WILD A Player IN <<----



## PLAY BY PLAY

文字比分播报

**AUS 30 vs 13 GBR**

**Attendance: 0**

Game Time	AUS - Australia	Score	Lead	GBR - Great Britain
02:49	11 GAUCI K 2 Pts paint missed (2 Out)			
02:48				8 WILD A Defensive Rebound
02:33		28-11	+17	6 STRANGE C 2-Pts made (2 In)
02:13	11 GAUCI K 2 Pts paint missed (2 Out)			
02:06	13 STEWART S Offensive Rebound			
02:02	5 CRISPIN C 2 Pts paint missed (2 Out)			
02:02				6 STRANGE C Defensive Rebound
02:02	9 TESCH L Personal foul			
02:02				6 STRANGE C Foul On
01:47		28-13	+15	8 WILD A 2-Pts made (2 In)
01:33	9 TESCH L 2 Pts paint missed (2 Out)			
01:31				8 WILD A Defensive Rebound
01:16	5 CRISPIN C Defensive Rebound			
01:16				8 WILD A 2-Pts missed (2 out)
01:16				13 SUGDEN L Personal foul
01:16	11 GAUCI K Foul On			
01:04	11 GAUCI K 2 Pts paint missed (2 Out)			
01:02	9 TESCH L Offensive Rebound			
00:59	5 CRISPIN C 2-Pts paint made (2 In)	30-13	+17	
00:57	9 TESCH L Assist			
00:48				13 SUGDEN L Turnover
00:48	11 GAUCI K Steal			
00:44	5 CRISPIN C 2 Pts paint missed (2 Out)			
00:43	5 CRISPIN C Offensive Rebound			
00:22	5 CRISPIN C 2 Pts paint missed (2 Out)			
00:19				12 TURNER H Defensive Rebound
00:00				15 MATTHEWS C 2-Pts missed (2 out)
00:00	9 TESCH L Defensive Rebound			



## PLAY BY PLAY

文字比分播报

**AUS 59 vs 30 GBR**

**Attendance: 0**

Scoring by 5 min intervals:		Q1		Q2		Q3		Q4	
AUS		16	24	28	30	42	48	55	59
GBR		0	2	5	13	15	17	22	30

### FIRST QUARTER

#### Quarter Starters:

<b>AUS</b> 9 TESCH L	10 BURZYNSKI C	11 GAUCI K	12 CHAPLIN S	13 STEWART S
<b>GBR</b> 4 MACLEAN C	7 FREEMAN H	8 WILD A	12 TURNER H	13 SUGDEN L

Game Time	AUS - Australia	Score	Lead	GBR - Great Britain
10:00	9 TESCH L Player IN <<<<<<			
10:00	10 BURZYNSKI C Player IN <<<<<<			
10:00	11 GAUCI K Player IN <<<<<<			
10:00	12 CHAPLIN S Player IN <<<<<<			
10:00	13 STEWART S Player IN <<<<<<			
10:00				4 MACLEAN C Player IN <<<<<<
10:00				7 FREEMAN H Player IN <<<<<<
10:00				8 WILD A Player IN <<<<<<
10:00				12 TURNER H Player IN <<<<<<
10:00				13 SUGDEN L Player IN <<<<<<
10:00	9 TESCH L Tap off won			12 TURNER H Tap off lost
09:48	12 CHAPLIN S 2-Pts paint made (2 In)	2-0	+2	
09:45	13 STEWART S Assist			
09:15				4 MACLEAN C 2 Pts paint missed (2 Out)
09:08	12 CHAPLIN S Defensive Rebound			
09:08	12 CHAPLIN S 2-Pts paint made (2 In)	4-0	+4	
09:08				13 SUGDEN L Personal foul
09:08	12 CHAPLIN S Foul On			
09:08	12 CHAPLIN S Free Throw made (1 In)	5-0	+5	
09:01				12 TURNER H Turnover
09:01				Time out
08:52				8 WILD A Personal foul
08:52	11 GAUCI K Foul On			
08:47	13 STEWART S 2-Pts paint made (2 In)	7-0	+7	
08:44	10 BURZYNSKI C Assist			
08:29				8 WILD A Turnover
08:29	11 GAUCI K Steal			
08:21	11 GAUCI K Fast Break			
08:23	11 GAUCI K 2-Pts paint made (2 In)	9-0	+9	
07:50				7 FREEMAN H 2-Pts missed (2 out)
07:47	13 STEWART S Blocked Shot			
07:45	9 TESCH L Defensive Rebound			
07:40	12 CHAPLIN S 2 Pts paint missed (2 Out)			
07:39	9 TESCH L Offensive Rebound			



## PLAY BY PLAY

文字比分播报

AUS 59 vs 30 GBR

Attendance: 0

Game Time	AUS - Australia	Score	Lead	GBR - Great Britain
07:39	9 TESCH L 2-Pts paint made (2 In)	11-0	+11	
07:39				12 TURNER H Player OUT ---->>
07:39				10 WAGER S Player IN <<----
07:39				8 WILD A Player OUT ---->>
07:39				6 STRANGE C Player IN <<----
07:24				13 SUGDEN L 2 Pts paint missed (2 Out)
07:22	12 CHAPLIN S Defensive Rebound			
07:11	13 STEWART S 2-Pts paint made (2 In)	13-0	+13	
06:36				7 FREEMAN H Turnover
06:27				10 WAGER S Personal foul
06:27	12 CHAPLIN S Foul On			
06:27	12 CHAPLIN S Free Throw made (1 In)	14-0	+14	
06:26	12 CHAPLIN S Free Throw missed (1 Out)			
06:23				7 FREEMAN H Defensive Rebound
06:04				4 MACLEAN C Turnover
05:51	9 TESCH L 2 Pts paint missed (2 Out)			
05:50				Defensive Rebound
05:27				6 STRANGE C 3-Pts missed (3 Out)
05:25	12 CHAPLIN S Defensive Rebound			
05:18	12 CHAPLIN S Fast Break			
05:15	12 CHAPLIN S 2-Pts paint made (2 In)	16-0	+16	
04:50				13 SUGDEN L 2 Pts paint missed (2 Out)
04:47				10 WAGER S Offensive Rebound
04:44				10 WAGER S 2 Pts paint missed (2 Out)
04:41				7 FREEMAN H Offensive Rebound
04:36		16-2	+14	13 SUGDEN L 2-Pts made (2 In)
04:34				6 STRANGE C Assist
04:25	11 GAUCI K 2-Pts paint made (2 In)	18-2	+16	
04:24	13 STEWART S Player OUT ---->>			
04:24	10 BURZYNSKI C Player OUT ---->>			
04:24	9 TESCH L Player OUT ---->>			
04:24	5 CRISPIN C Player IN <<----			
04:24	8 MCKENZIE T Player IN <<----			
04:24	4 DOMASCHENZ M Player IN <<----			
04:15				6 STRANGE C Offensive foul
04:15				6 STRANGE C Turnover
04:15	12 CHAPLIN S Foul On			
03:58	12 CHAPLIN S 2 Pts paint missed (2 Out)			
03:56				10 WAGER S Defensive Rebound
03:47	12 CHAPLIN S Personal foul			
03:47				10 WAGER S Foul On
03:33				6 STRANGE C 2 Pts paint missed (2 Out)



## PLAY BY PLAY

文字比分播报

AUS 59 vs 30 GBR

Attendance: 0

Game Time	AUS - Australia	Score	Lead	GBR - Great Britain
03:31				7 FREEMAN H Offensive Rebound
03:30				7 FREEMAN H 2 Pts paint missed (2 Out)
03:27	12 CHAPLIN S Defensive Rebound			
03:08	11 GAUCI K 2 Pts paint missed (2 Out)			
03:06				10 WAGER S Defensive Rebound
02:45				10 WAGER S 2 Pts paint missed (2 Out)
02:43	5 CRISPIN C Defensive Rebound			
02:27	12 CHAPLIN S Offensive foul			
02:27	12 CHAPLIN S Turnover			
02:27				10 WAGER S Foul On
02:27	12 CHAPLIN S Player OUT ---->>			
02:27	6 KEAN B Player IN <<----			
02:06				4 MACLEAN C 2-Pts missed (2 out)
02:04	6 KEAN B Defensive Rebound			
01:55				4 MACLEAN C Personal foul
01:55	11 GAUCI K Foul On			
01:55	11 GAUCI K Free Throw made (1 In)	19-2	+17	
01:55	11 GAUCI K Free Throw made (1 In)	20-2	+18	
01:30				10 WAGER S 2-Pts missed (2 out)
01:28	5 CRISPIN C Defensive Rebound			
01:17	6 KEAN B Player OUT ---->>			
01:17	11 GAUCI K Player OUT ---->>			
01:17	7 HALL M Player IN <<----			
01:17	14 HILL K Player IN <<----			
01:09	5 CRISPIN C 2-Pts made (2 In)	22-2	+20	
01:07	8 MCKENZIE T Assist			
00:38				10 WAGER S 2-Pts missed (2 out)
00:36	5 CRISPIN C Defensive Rebound			
00:22	5 CRISPIN C 2-Pts paint made (2 In)	24-2	+22	
00:04				6 STRANGE C Foul On
00:04	7 HALL M Personal foul			
00:04				6 STRANGE C Free Throw missed (1 Out)
00:04				6 STRANGE C Free Throw missed (1 Out)
00:04	Defensive Rebound			

## SECOND QUARTER

### Quarter Starters:

AUS 10 BURZYNSKI C      11 GAUCI K      12 CHAPLIN S      13 STEWART S      15 O'KELLY-KENNEDY K  
GBR 4 MACLEAN C      6 STRANGE C      13 SUGDEN L      10 WAGER S      7 FREEMAN H

Game Time	AUS - Australia	Score	Lead	GBR - Great Britain
10:00				4 MACLEAN C Player IN <<----
10:00				6 STRANGE C Player IN <<----



## PLAY BY PLAY

文字比分播报

AUS 59 vs 30 GBR

Attendance: 0

Game Time	AUS - Australia	Score	Lead	GBR - Great Britain
10:00				12 TURNER H Player IN <<----
10:00				12 TURNER H Player OUT ---->>
10:00				13 SUGDEN L Player IN <<----
10:00				10 WAGER S Player IN <<----
10:00				7 FREEMAN H Player IN <<----
10:00	10 BURZYNSKI C Player IN <<----			
10:00	11 GAUCI K Player IN <<----			
10:00	12 CHAPLIN S Player IN <<----			
10:00	13 STEWART S Player IN <<----			
10:00	15 O'KELLY-KENNEDY K Player IN <<----			
09:55				Tap off situation, throw-in
09:35				6 STRANGE C 2-Pts missed (2 out)
09:33	11 GAUCI K Defensive Rebound			
09:31	11 GAUCI K Turnover			
09:16				4 MACLEAN C 2-Pts missed (2 out)
09:15	11 GAUCI K Defensive Rebound			
08:58	15 O'KELLY-KENNEDY K Turnover			
08:58				7 FREEMAN H Player OUT ---->>
08:58				15 MATTHEWS C Player IN <<----
08:30				6 STRANGE C 3-Pts missed (3 Out)
08:29	10 BURZYNSKI C Defensive Rebound			
08:18	15 O'KELLY-KENNEDY K 2 Pts paint missed (2 Out)			
08:15	15 O'KELLY-KENNEDY K Offensive Rebound			
08:15	15 O'KELLY-KENNEDY K 2 Pts paint missed (2 Out)			
08:12	15 O'KELLY-KENNEDY K Offensive Rebound			
08:12	15 O'KELLY-KENNEDY K 2 Pts paint missed (2 Out)			
08:08				Defensive Rebound
07:45				10 WAGER S 2-Pts missed (2 out)
07:44	11 GAUCI K Defensive Rebound			
07:27	11 GAUCI K Assist			
07:30	13 STEWART S 2-Pts paint made (2 In)	26-2	+24	
07:05				6 STRANGE C 2 Pts paint missed (2 Out)
07:07				Offensive Rebound
07:05	13 STEWART S Blocked Shot			
07:05				6 STRANGE C Foul On
07:05	12 CHAPLIN S Personal foul			
07:05		26-3	+23	6 STRANGE C Free Throw made (1 In)
07:03				6 STRANGE C Free Throw missed (1 Out)
07:00	15 O'KELLY-KENNEDY K Defensive Rebound			
06:45	15 O'KELLY-KENNEDY K 2 Pts paint missed (2 Out)			
06:43				10 WAGER S Defensive Rebound
06:28				6 STRANGE C 2-Pts missed (2 out)





## PLAY BY PLAY

文字比分播报

AUS 59 vs 30 GBR

Attendance: 0

Game Time	AUS - Australia	Score	Lead	GBR - Great Britain
06:25				13 SUGDEN L Offensive Rebound
06:21		26-5	+21	10 WAGER S 2-Pts paint made (2 In)
05:59	11 GAUCI K Assist			
06:01	12 CHAPLIN S 2-Pts paint made (2 In)	28-5	+23	
05:35				13 SUGDEN L 2 Pts paint missed (2 Out)
05:33	10 BURZYNSKI C Defensive Rebound			
05:22				10 WAGER S Personal foul
05:22	11 GAUCI K Foul On			
05:22	12 CHAPLIN S Player OUT ---->>			
05:22	15 O'KELLY-KENNEDY K Player OUT ---->>			
05:22	10 BURZYNSKI C Player OUT ---->>			
05:22	4 DOMASCHENZ M Player IN <<----			
05:22	5 CRISPIN C Player IN <<----			
05:22	9 TESCH L Player IN <<----			
05:22				10 WAGER S Player OUT ---->>
05:22				12 TURNER H Player IN <<----
05:09	11 GAUCI K 3-Pts missed (3 Out)			
05:09				Defensive Rebound
04:46				15 MATTHEWS C 2-Pts missed (2 out)
04:43				12 TURNER H Offensive Rebound
04:41		28-7	+21	12 TURNER H 2-Pts made (2 In)
04:29	5 CRISPIN C 2 Pts paint missed (2 Out)			
04:26				13 SUGDEN L Defensive Rebound
04:20	5 CRISPIN C Personal foul			
04:20				15 MATTHEWS C Foul On
04:20				Time out
04:20				15 MATTHEWS C Free Throw missed (1 Out)
04:20				15 MATTHEWS C Free Throw missed (1 Out)
04:13	9 TESCH L Defensive Rebound			
04:03	9 TESCH L 2 Pts paint missed (2 Out)			
04:01				12 TURNER H Defensive Rebound
03:58	11 GAUCI K Personal foul			
03:58				4 MACLEAN C Foul On
03:46	5 CRISPIN C Defensive Rebound			
03:44	4 DOMASCHENZ M Blocked Shot			
03:41				15 MATTHEWS C 2-Pts missed (2 out)
03:29	5 CRISPIN C 2 Pts paint missed (2 Out)			
03:28				6 STRANGE C Defensive Rebound
03:14		28-9	+19	13 SUGDEN L 2-Pts made (2 In)
03:14				6 STRANGE C Assist
03:14				4 MACLEAN C Player OUT ---->>
03:14				8 WILD A Player IN <<----



## PLAY BY PLAY

文字比分播报

**AUS 59 vs 30 GBR**

**Attendance: 0**

Game Time	AUS - Australia	Score	Lead	GBR - Great Britain
02:49	11 GAUCI K 2 Pts paint missed (2 Out)			
02:48				8 WILD A Defensive Rebound
02:33		28-11	+17	6 STRANGE C 2-Pts made (2 In)
02:13	11 GAUCI K 2 Pts paint missed (2 Out)			
02:06	13 STEWART S Offensive Rebound			
02:02	5 CRISPIN C 2 Pts paint missed (2 Out)			
02:02				6 STRANGE C Defensive Rebound
02:02	9 TESCH L Personal foul			
02:02				6 STRANGE C Foul On
01:47		28-13	+15	8 WILD A 2-Pts made (2 In)
01:33	9 TESCH L 2 Pts paint missed (2 Out)			
01:31				8 WILD A Defensive Rebound
01:16	5 CRISPIN C Defensive Rebound			
01:16				8 WILD A 2-Pts missed (2 out)
01:16				13 SUGDEN L Personal foul
01:16	11 GAUCI K Foul On			
01:04	11 GAUCI K 2 Pts paint missed (2 Out)			
01:02	9 TESCH L Offensive Rebound			
00:59	5 CRISPIN C 2-Pts paint made (2 In)	30-13	+17	
00:57	9 TESCH L Assist			
00:48				13 SUGDEN L Turnover
00:48	11 GAUCI K Steal			
00:44	5 CRISPIN C 2 Pts paint missed (2 Out)			
00:43	5 CRISPIN C Offensive Rebound			
00:22	5 CRISPIN C 2 Pts paint missed (2 Out)			
00:19				12 TURNER H Defensive Rebound
00:00				15 MATTHEWS C 2-Pts missed (2 out)
00:00	9 TESCH L Defensive Rebound			

### THIRD QUARTER

#### Quarter Starters:

**AUS** 5 CRISPIN C      9 TESCH L      10 BURZYNSKI C      11 GAUCI K      13 STEWART S  
**GBR** 6 STRANGE C      8 WILD A      12 TURNER H      13 SUGDEN L      15 MATTHEWS C

Game Time	AUS - Australia	Score	Lead	GBR - Great Britain
10:00	5 CRISPIN C Player IN <<-----			
10:00	9 TESCH L Player IN <<-----			
10:00	10 BURZYNSKI C Player IN <<-----			
10:00	11 GAUCI K Player IN <<-----			
10:00	13 STEWART S Player IN <<-----			
10:00				6 STRANGE C Player IN <<-----
10:00				8 WILD A Player IN <<-----
10:00				12 TURNER H Player IN <<-----



## PLAY BY PLAY

文字比分播报

AUS 59 vs 30 GBR

Attendance: 0

Game Time	AUS - Australia	Score	Lead	GBR - Great Britain
10:00				13 SUGDEN L Player IN <<----
10:00				15 MATTHEWS C Player IN <<----
00:00	Tap off situation, throw-in			
09:47	5 CRISPIN C 2-Pts paint made (2 In)	32-13	+19	
09:41	9 TESCH L Assist			
09:18				15 MATTHEWS C 2 Pts paint missed (2 Out)
09:18	Defensive Rebound			
09:05	5 CRISPIN C 2-Pts paint made (2 In)	34-13	+21	
09:03	13 STEWART S Assist			
08:40				8 WILD A 2-Pts missed (2 out)
08:34	5 CRISPIN C Defensive Rebound			
08:26	11 GAUCI K 2 Pts paint missed (2 Out)			
08:23				13 SUGDEN L Defensive Rebound
08:01				Turnover
07:46	5 CRISPIN C 2-Pts made (2 In)	36-13	+23	
07:24				12 TURNER H 2-Pts missed (2 out)
07:22	9 TESCH L Defensive Rebound			
07:11	13 STEWART S 2 Pts paint missed (2 Out)			
07:08	11 GAUCI K Offensive Rebound			
07:05	5 CRISPIN C 2-Pts paint made (2 In)	38-13	+25	
07:05	9 TESCH L Assist			
07:05				Time out
07:03				15 MATTHEWS C Player OUT ---->>
07:03				10 WAGER S Player IN <<----
06:45				6 STRANGE C 2 Pts paint missed (2 Out)
06:43	13 STEWART S Defensive Rebound			
06:37	9 TESCH L Turnover			
06:37				8 WILD A Steal
06:37				6 STRANGE C Turnover
06:17	13 STEWART S Player OUT ---->>			
06:17	10 BURZYNSKI C Player OUT ---->>			
06:17	4 DOMASCHENZ M Player IN <<----			
06:17	8 MCKENZIE T Player IN <<----			
06:07				6 STRANGE C Personal foul
06:07	11 GAUCI K Foul On			
05:57	5 CRISPIN C 2-Pts paint made (2 In)	40-13	+27	
05:55	11 GAUCI K Assist			
05:38		40-15	+25	6 STRANGE C 2-Pts made (2 In)
05:38				6 STRANGE C Foul On
05:38	4 DOMASCHENZ M Personal foul			
05:38				6 STRANGE C Free Throw missed (1 Out)
05:35	5 CRISPIN C Defensive Rebound			



## PLAY BY PLAY

文字比分播报

AUS 59 vs 30 GBR

Attendance: 0

Game Time	AUS - Australia	Score	Lead	GBR - Great Britain
05:14	11 GAUCI K 2-Pts made (2 In)	42-15	+27	
04:46				12 TURNER H 2-Pts missed (2 out)
04:46	Defensive Rebound			
04:46	5 CRISPIN C Player OUT ---->>			
04:46	6 KEAN B Player IN <<----			
04:35	11 GAUCI K 2 Pts paint missed (2 Out)			
04:33				12 TURNER H Defensive Rebound
04:24	11 GAUCI K Steal			
04:24				10 WAGER S Turnover
04:20	8 McKENZIE T Turnover			
04:20				13 SUGDEN L Player OUT ---->>
04:20				8 WILD A Player OUT ---->>
04:20				7 FREEMAN H Player IN <<----
04:20				11 FOX J Player IN <<----
04:06	11 GAUCI K Personal foul			
04:06				11 FOX J Foul On
03:54				10 WAGER S 2-Pts missed (2 out)
03:52	8 McKENZIE T Defensive Rebound			
03:46	8 McKENZIE T Turnover			
03:46	9 TESCH L Steal			
03:46				7 FREEMAN H Turnover
03:28	4 DOMASCHENZ M 2 Pts paint missed (2 Out)			
03:28				11 FOX J Defensive Rebound
03:28	9 TESCH L Personal foul			
03:28				11 FOX J Foul On
03:08				7 FREEMAN H 2-Pts missed (2 out)
03:05				10 WAGER S Offensive Rebound
03:03				10 WAGER S Turnover
03:03	9 TESCH L Steal			
02:46	9 TESCH L 2 Pts paint missed (2 Out)			
02:44	8 McKENZIE T Offensive Rebound			
02:35	11 GAUCI K 2-Pts made (2 In)	44-15	+29	
02:30	11 GAUCI K Player OUT ---->>			
02:30	9 TESCH L Player OUT ---->>			
02:30	7 HALL M Player IN <<----			
02:30	14 HILL K Player IN <<----			
02:19				12 TURNER H 2-Pts missed (2 out)
02:17	14 HILL K Defensive Rebound			
02:15	8 McKENZIE T Turnover			
02:15	8 McKENZIE T Player OUT ---->>			
02:15	13 STEWART S Player IN <<----			
02:06				6 STRANGE C 2-Pts missed (2 out)



## PLAY BY PLAY

文字比分播报

**AUS 59 vs 30 GBR**

**Attendance: 0**

Game Time	AUS - Australia	Score	Lead	GBR - Great Britain
02:04	13 STEWART S Defensive Rebound			
01:47	14 HILL K 2-Pts paint made (2 In)	46-15	+31	
01:21		46-17	+29	12 TURNER H 2-Pts made (2 In)
01:05	14 HILL K 2 Pts paint missed (2 Out)			
01:03				12 TURNER H Defensive Rebound
00:51				6 STRANGE C 2 Pts paint missed (2 Out)
00:49	6 KEAN B Defensive Rebound			
00:38	13 STEWART S 2-Pts paint made (2 In)	48-17	+31	
00:36	7 HALL M Assist			
00:06				7 FREEMAN H 2-Pts missed (2 out)
00:04	14 HILL K Defensive Rebound			
00:00	14 HILL K 2 Pts paint missed (2 Out)			
00:00				11 FOX J Defensive Rebound

## FOURTH QUARTER

### Quarter Starters:

AUS

GBR

Game Time	AUS - Australia	Score	Lead	GBR - Great Britain
10:00	6 KEAN B Player IN <<----			
10:00	7 HALL M Player IN <<----			
10:00	6 KEAN B Player OUT ---->>			
10:00	7 HALL M Player OUT ---->>			
10:00				6 STRANGE C Player IN <<----
10:00				7 FREEMAN H Player IN <<----
10:00				10 WAGER S Player IN <<----
10:00				11 FOX J Player IN <<----
10:00				12 TURNER H Player IN <<----
10:00	4 DOMASCHENZ M Player IN <<-----			
10:00	7 HALL M Player IN <<----			
10:00	14 HILL K Player IN <<----			
10:00	13 STEWART S Player IN <<----			
10:00	9 TESCH L Player IN <<----			
00:00				Tap off situation, throw-in
09:51				10 WAGER S Foul On
09:51	7 HALL M Personal foul			
09:51		48-18	+30	10 WAGER S Free Throw made (1 In)
09:48				10 WAGER S Free Throw missed (1 Out)
09:45	9 TESCH L Defensive Rebound			
09:20	13 STEWART S 2-Pts missed (2 out)			
09:18				7 FREEMAN H Defensive Rebound
09:11	9 TESCH L Steal			



## PLAY BY PLAY

文字比分播报

AUS 59 vs 30 GBR

Attendance: 0

Game Time	AUS - Australia	Score	Lead	GBR - Great Britain
09:11				7 FREEMAN H Turnover
08:56	7 HALL M 2-Pts made (2 In)	50-18	+32	
08:30				12 TURNER H 2-Pts missed (2 out)
08:27	9 TESCH L Defensive Rebound			
08:14	14 HILL K 2-Pts missed (2 out)			
08:11				10 WAGER S Defensive Rebound
07:56		50-20	+30	7 FREEMAN H 2-Pts made (2 In)
07:56				6 STRANGE C Assist
07:35	13 STEWART S 2-Pts paint made (2 In)	52-20	+32	
07:33	9 TESCH L Assist			
07:02				12 TURNER H 2-Pts missed (2 out)
06:59	13 STEWART S Defensive Rebound			
06:45	7 HALL M 2-Pts missed (2 out)			
06:40				11 FOX J Defensive Rebound
06:35				12 TURNER H Turnover
06:35	Time out			
06:35	14 HILL K Player OUT ---->>			
06:35	11 GAUCI K Player IN <<----			
06:35	4 DOMASCHENZ M Player OUT ---->>			
06:35	12 CHAPLIN S Player IN <<----			
06:35	7 HALL M Player OUT ---->>			
06:35	10 BURZYNSKI C Player IN <<----			
06:21	13 STEWART S 2 Pts paint missed (2 Out)			
06:20	11 GAUCI K Offensive Rebound			
06:02	9 TESCH L 2-Pts paint made (2 In)	54-20	+34	
05:30				6 STRANGE C 3-Pts missed (3 Out)
05:30	Defensive Rebound			
05:22				6 STRANGE C Personal foul
05:22	12 CHAPLIN S Foul On			
05:22	9 TESCH L Player OUT ---->>			
05:22	15 O'KELLY-KENNEDY K Player IN <<----			
05:22	12 CHAPLIN S Free Throw missed (1 Out)			
05:22	12 CHAPLIN S Free Throw made (1 In)	55-20	+35	
05:04		55-22	+33	11 FOX J 2-Pts made (2 In)
05:01				10 WAGER S Assist
04:33	13 STEWART S 2-Pts missed (2 out)			
04:31				11 FOX J Defensive Rebound
04:14	13 STEWART S Steal			
04:14				10 WAGER S Turnover
04:09	11 GAUCI K 2 Pts paint missed (2 Out)			
04:09	Offensive Rebound			
03:59	15 O'KELLY-KENNEDY K 2-Pts missed (2 out)			



## PLAY BY PLAY

文字比分播报

AUS 59 vs 30 GBR

Attendance: 0

Game Time	AUS - Australia	Score	Lead	GBR - Great Britain
03:59				12 TURNER H Turnover
03:59				12 TURNER H Defensive Rebound
03:59	Time out			
03:52	13 STEWART S 2 Pts paint missed (2 Out)			
03:50				11 FOX J Defensive Rebound
03:42				12 TURNER H Turnover
03:36	15 O'KELLY-KENNEDY K 2-Pts paint made (2 In)	57-22	+35	
03:34	12 CHAPLIN S Steal			
03:26	13 STEWART S Player OUT ---->>			
03:26	14 HILL K Player IN <<----			
03:14		57-24	+33	10 WAGER S 2-Pts made (2 In)
03:12				7 FREEMAN H Assist
03:09	10 BURZYNSKI C Turnover			
03:09				Time out
03:09				12 TURNER H Player OUT ---->>
03:09				10 WAGER S Player OUT ---->>
03:09				14 McDONALD P Player IN <<----
03:09				15 MATTHEWS C Player IN <<----
02:52		57-26	+31	14 McDONALD P 2-Pts made (2 In)
02:50				11 FOX J Assist
02:29	11 GAUCI K 2 Pts paint missed (2 Out)			
02:29				Defensive Rebound
02:06				6 STRANGE C 2-Pts missed (2 out)
02:05				7 FREEMAN H Offensive Rebound
02:05	15 O'KELLY-KENNEDY K Blocked Shot			
02:05				7 FREEMAN H 2 Pts paint missed (2 Out)
02:02	Defensive Rebound			
01:57	11 GAUCI K Offensive foul			
01:57	11 GAUCI K Turnover			
01:57				14 McDONALD P Foul On
01:35				6 STRANGE C 2-Pts missed (2 out)
01:33	10 BURZYNSKI C Defensive Rebound			
01:15	14 HILL K 2 Pts paint missed (2 Out)			
01:14				7 FREEMAN H Defensive Rebound
01:08	11 GAUCI K Steal			
01:08				7 FREEMAN H Turnover
01:03	12 CHAPLIN S 2 Pts paint missed (2 Out)			
01:03				7 FREEMAN H Defensive Rebound
00:49		57-28	+29	15 MATTHEWS C 2-Pts made (2 In)
00:47				7 FREEMAN H Assist
00:34	14 HILL K 2 Pts paint missed (2 Out)			
00:33	14 HILL K Offensive Rebound			



## PLAY BY PLAY

文字比分播报

**AUS 59 vs 30 GBR**

**Attendance: 0**

Game Time	AUS - Australia	Score	Lead	GBR - Great Britain
00:33	15 O'KELLY-KENNEDY K 2-Pts paint made (2 In)	59-28	+31	
00:33	14 HILL K Assist			
00:15		59-30	+29	14 McDONALD P 2-Pts made (2 In)
00:14				7 FREEMAN H Assist
00:12				6 STRANGE C Personal foul
00:12	12 CHAPLIN S Foul On			
00:02	14 HILL K Turnover			
00:02				6 STRANGE C Steal
00:02	14 HILL K Personal foul			
00:02				6 STRANGE C Foul On
00:02				6 STRANGE C Free Throw missed (1 Out)
00:02				6 STRANGE C Free Throw missed (1 Out)
00:01				6 STRANGE C Free Throw missed (1 Out)
00:00	12 CHAPLIN S Defensive Rebound			





## PLAY BY PLAY

文字比分播报

**AUS 59 vs 30 GBR**

**Attendance: 2140**

Scoring by 5 min intervals:		Q1		Q2		Q3		Q4	
AUS		16	24	28	30	42	48	55	59
GBR		0	2	5	13	15	17	22	30

### FIRST QUARTER

#### Quarter Starters:

**AUS** 9 TESCH L                      10 BURZYNSKI C                      11 GAUCI K                      12 CHAPLIN S                      13 STEWART S  
**GBR** 4 MACLEAN C                      7 FREEMAN H                      8 WILD A                      12 TURNER H                      13 SUGDEN L

Game Time	AUS - Australia	Score	Lead	GBR - Great Britain
10:00	9 TESCH L Player IN <<<<<<			
10:00	10 BURZYNSKI C Player IN <<<<<<			
10:00	11 GAUCI K Player IN <<<<<<			
10:00	12 CHAPLIN S Player IN <<<<<<			
10:00	13 STEWART S Player IN <<<<<<			
10:00				4 MACLEAN C Player IN <<<<<<
10:00				7 FREEMAN H Player IN <<<<<<
10:00				8 WILD A Player IN <<<<<<
10:00				12 TURNER H Player IN <<<<<<
10:00				13 SUGDEN L Player IN <<<<<<
10:00	9 TESCH L Tap off won			12 TURNER H Tap off lost
09:48	12 CHAPLIN S 2-Pts paint made (2 In)	2-0	+2	
09:45	13 STEWART S Assist			
09:15				4 MACLEAN C 2 Pts paint missed (2 Out)
09:08	12 CHAPLIN S Defensive Rebound			
09:08	12 CHAPLIN S 2-Pts paint made (2 In)	4-0	+4	
09:08				13 SUGDEN L Personal foul
09:08	12 CHAPLIN S Foul On			
09:08	12 CHAPLIN S Free Throw made (1 In)	5-0	+5	
09:01				12 TURNER H Turnover
09:01				Time out
08:52				8 WILD A Personal foul
08:52	11 GAUCI K Foul On			
08:47	13 STEWART S 2-Pts paint made (2 In)	7-0	+7	
08:44	10 BURZYNSKI C Assist			
08:29				8 WILD A Turnover
08:29	11 GAUCI K Steal			
08:21	11 GAUCI K Fast Break			
08:23	11 GAUCI K 2-Pts paint made (2 In)	9-0	+9	
07:50				7 FREEMAN H 2-Pts missed (2 out)
07:47	13 STEWART S Blocked Shot			
07:45	9 TESCH L Defensive Rebound			
07:40	12 CHAPLIN S 2 Pts paint missed (2 Out)			
07:39	9 TESCH L Offensive Rebound			



## PLAY BY PLAY

文字比分播报

AUS 59 vs 30 GBR

Attendance: 2140

Game Time	AUS - Australia	Score	Lead	GBR - Great Britain
07:39	9 TESCH L 2-Pts paint made (2 In)	11-0	+11	
07:39				12 TURNER H Player OUT ---->>
07:39				10 WAGER S Player IN <<----
07:39				8 WILD A Player OUT ---->>
07:39				6 STRANGE C Player IN <<----
07:24				13 SUGDEN L 2 Pts paint missed (2 Out)
07:22	12 CHAPLIN S Defensive Rebound			
07:11	13 STEWART S 2-Pts paint made (2 In)	13-0	+13	
06:36				7 FREEMAN H Turnover
06:27				10 WAGER S Personal foul
06:27	12 CHAPLIN S Foul On			
06:27	12 CHAPLIN S Free Throw made (1 In)	14-0	+14	
06:26	12 CHAPLIN S Free Throw missed (1 Out)			
06:23				7 FREEMAN H Defensive Rebound
06:04				4 MACLEAN C Turnover
05:51	9 TESCH L 2 Pts paint missed (2 Out)			
05:50				Defensive Rebound
05:27				6 STRANGE C 3-Pts missed (3 Out)
05:25	12 CHAPLIN S Defensive Rebound			
05:18	12 CHAPLIN S Fast Break			
05:15	12 CHAPLIN S 2-Pts paint made (2 In)	16-0	+16	
04:50				13 SUGDEN L 2 Pts paint missed (2 Out)
04:47				10 WAGER S Offensive Rebound
04:44				10 WAGER S 2 Pts paint missed (2 Out)
04:41				7 FREEMAN H Offensive Rebound
04:36		16-2	+14	13 SUGDEN L 2-Pts made (2 In)
04:34				6 STRANGE C Assist
04:25	11 GAUCI K 2-Pts paint made (2 In)	18-2	+16	
04:24	13 STEWART S Player OUT ---->>			
04:24	10 BURZYNSKI C Player OUT ---->>			
04:24	9 TESCH L Player OUT ---->>			
04:24	5 CRISPIN C Player IN <<----			
04:24	8 MCKENZIE T Player IN <<----			
04:24	4 DOMASCHENZ M Player IN <<----			
04:15				6 STRANGE C Offensive foul
04:15				6 STRANGE C Turnover
04:15	12 CHAPLIN S Foul On			
03:58	12 CHAPLIN S 2 Pts paint missed (2 Out)			
03:56				10 WAGER S Defensive Rebound
03:47	12 CHAPLIN S Personal foul			
03:47				10 WAGER S Foul On
03:33				6 STRANGE C 2 Pts paint missed (2 Out)



## PLAY BY PLAY

文字比分播报

AUS 59 vs 30 GBR

Attendance: 2140

Game Time	AUS - Australia	Score	Lead	GBR - Great Britain
03:31				7 FREEMAN H Offensive Rebound
03:30				7 FREEMAN H 2 Pts paint missed (2 Out)
03:27	12 CHAPLIN S Defensive Rebound			
03:08	11 GAUCI K 2 Pts paint missed (2 Out)			
03:06				10 WAGER S Defensive Rebound
02:45				10 WAGER S 2 Pts paint missed (2 Out)
02:43	5 CRISPIN C Defensive Rebound			
02:27	12 CHAPLIN S Offensive foul			
02:27	12 CHAPLIN S Turnover			
02:27				10 WAGER S Foul On
02:27	12 CHAPLIN S Player OUT ---->>			
02:27	6 KEAN B Player IN <<----			
02:06				4 MACLEAN C 2-Pts missed (2 out)
02:04	6 KEAN B Defensive Rebound			
01:55				4 MACLEAN C Personal foul
01:55	11 GAUCI K Foul On			
01:55	11 GAUCI K Free Throw made (1 In)	19-2	+17	
01:55	11 GAUCI K Free Throw made (1 In)	20-2	+18	
01:30				10 WAGER S 2-Pts missed (2 out)
01:28	5 CRISPIN C Defensive Rebound			
01:17	6 KEAN B Player OUT ---->>			
01:17	11 GAUCI K Player OUT ---->>			
01:17	7 HALL M Player IN <<----			
01:17	14 HILL K Player IN <<----			
01:09	5 CRISPIN C 2-Pts made (2 In)	22-2	+20	
01:07	8 MCKENZIE T Assist			
00:38				10 WAGER S 2-Pts missed (2 out)
00:36	5 CRISPIN C Defensive Rebound			
00:22	5 CRISPIN C 2-Pts paint made (2 In)	24-2	+22	
00:04				6 STRANGE C Foul On
00:04	7 HALL M Personal foul			
00:04				6 STRANGE C Free Throw missed (1 Out)
00:04				6 STRANGE C Free Throw missed (1 Out)
00:04	Defensive Rebound			

## SECOND QUARTER

### Quarter Starters:

AUS 10 BURZYNSKI C      11 GAUCI K      12 CHAPLIN S      13 STEWART S      15 O'KELLY-KENNEDY K  
GBR 4 MACLEAN C      6 STRANGE C      13 SUGDEN L      10 WAGER S      7 FREEMAN H

Game Time	AUS - Australia	Score	Lead	GBR - Great Britain
10:00				4 MACLEAN C Player IN <<----
10:00				6 STRANGE C Player IN <<----



## PLAY BY PLAY

文字比分播报

AUS 59 vs 30 GBR

Attendance: 2140

Game Time	AUS - Australia	Score	Lead	GBR - Great Britain
10:00				12 TURNER H Player IN <<----
10:00				12 TURNER H Player OUT ---->>
10:00				13 SUGDEN L Player IN <<----
10:00				10 WAGER S Player IN <<----
10:00				7 FREEMAN H Player IN <<----
10:00	10 BURZYNSKI C Player IN <<----			
10:00	11 GAUCI K Player IN <<----			
10:00	12 CHAPLIN S Player IN <<----			
10:00	13 STEWART S Player IN <<----			
10:00	15 O'KELLY-KENNEDY K Player IN <<----			
09:55				Tap off situation, throw-in
09:35				6 STRANGE C 2-Pts missed (2 out)
09:33	11 GAUCI K Defensive Rebound			
09:31	11 GAUCI K Turnover			
09:16				4 MACLEAN C 2-Pts missed (2 out)
09:15	11 GAUCI K Defensive Rebound			
08:58	15 O'KELLY-KENNEDY K Turnover			
08:58				7 FREEMAN H Player OUT ---->>
08:58				15 MATTHEWS C Player IN <<----
08:30				6 STRANGE C 3-Pts missed (3 Out)
08:29	10 BURZYNSKI C Defensive Rebound			
08:18	15 O'KELLY-KENNEDY K 2 Pts paint missed (2 Out)			
08:15	15 O'KELLY-KENNEDY K Offensive Rebound			
08:15	15 O'KELLY-KENNEDY K 2 Pts paint missed (2 Out)			
08:12	15 O'KELLY-KENNEDY K Offensive Rebound			
08:12	15 O'KELLY-KENNEDY K 2 Pts paint missed (2 Out)			
08:08				Defensive Rebound
07:45				10 WAGER S 2-Pts missed (2 out)
07:44	11 GAUCI K Defensive Rebound			
07:27	11 GAUCI K Assist			
07:30	13 STEWART S 2-Pts paint made (2 In)	26-2	+24	
07:05				6 STRANGE C 2 Pts paint missed (2 Out)
07:07				Offensive Rebound
07:05	13 STEWART S Blocked Shot			
07:05				6 STRANGE C Foul On
07:05	12 CHAPLIN S Personal foul			
07:05		26-3	+23	6 STRANGE C Free Throw made (1 In)
07:03				6 STRANGE C Free Throw missed (1 Out)
07:00	15 O'KELLY-KENNEDY K Defensive Rebound			
06:45	15 O'KELLY-KENNEDY K 2 Pts paint missed (2 Out)			
06:43				10 WAGER S Defensive Rebound
06:28				6 STRANGE C 2-Pts missed (2 out)



## PLAY BY PLAY

文字比分播报

AUS 59 vs 30 GBR

Attendance: 2140

Game Time	AUS - Australia	Score	Lead	GBR - Great Britain
06:25				13 SUGDEN L Offensive Rebound
06:21		26-5	+21	10 WAGER S 2-Pts paint made (2 In)
05:59	11 GAUCI K Assist			
06:01	12 CHAPLIN S 2-Pts paint made (2 In)	28-5	+23	
05:35				13 SUGDEN L 2 Pts paint missed (2 Out)
05:33	10 BURZYNSKI C Defensive Rebound			
05:22				10 WAGER S Personal foul
05:22	11 GAUCI K Foul On			
05:22	12 CHAPLIN S Player OUT ---->>			
05:22	15 O'KELLY-KENNEDY K Player OUT ---->>			
05:22	10 BURZYNSKI C Player OUT ---->>			
05:22	4 DOMASCHENZ M Player IN <<----			
05:22	5 CRISPIN C Player IN <<----			
05:22	9 TESCH L Player IN <<----			
05:22				10 WAGER S Player OUT ---->>
05:22				12 TURNER H Player IN <<----
05:09	11 GAUCI K 3-Pts missed (3 Out)			
05:09				Defensive Rebound
04:46				15 MATTHEWS C 2-Pts missed (2 out)
04:43				12 TURNER H Offensive Rebound
04:41		28-7	+21	12 TURNER H 2-Pts made (2 In)
04:29	5 CRISPIN C 2 Pts paint missed (2 Out)			
04:26				13 SUGDEN L Defensive Rebound
04:20	5 CRISPIN C Personal foul			
04:20				15 MATTHEWS C Foul On
04:20				Time out
04:20				15 MATTHEWS C Free Throw missed (1 Out)
04:20				15 MATTHEWS C Free Throw missed (1 Out)
04:13	9 TESCH L Defensive Rebound			
04:03	9 TESCH L 2 Pts paint missed (2 Out)			
04:01				12 TURNER H Defensive Rebound
03:58	11 GAUCI K Personal foul			
03:58				4 MACLEAN C Foul On
03:46	5 CRISPIN C Defensive Rebound			
03:44	4 DOMASCHENZ M Blocked Shot			
03:41				15 MATTHEWS C 2-Pts missed (2 out)
03:29	5 CRISPIN C 2 Pts paint missed (2 Out)			
03:28				6 STRANGE C Defensive Rebound
03:14		28-9	+19	13 SUGDEN L 2-Pts made (2 In)
03:14				6 STRANGE C Assist
03:14				4 MACLEAN C Player OUT ---->>
03:14				8 WILD A Player IN <<----



## PLAY BY PLAY

文字比分播报

AUS 59 vs 30 GBR

Attendance: 2140

Game Time	AUS - Australia	Score	Lead	GBR - Great Britain
02:49	11 GAUCI K 2 Pts paint missed (2 Out)			
02:48				8 WILD A Defensive Rebound
02:33		28-11	+17	6 STRANGE C 2-Pts made (2 In)
02:13	11 GAUCI K 2 Pts paint missed (2 Out)			
02:06	13 STEWART S Offensive Rebound			
02:02	5 CRISPIN C 2 Pts paint missed (2 Out)			
02:02				6 STRANGE C Defensive Rebound
02:02	9 TESCH L Personal foul			
02:02				6 STRANGE C Foul On
01:47		28-13	+15	8 WILD A 2-Pts made (2 In)
01:33	9 TESCH L 2 Pts paint missed (2 Out)			
01:31				8 WILD A Defensive Rebound
01:16	5 CRISPIN C Defensive Rebound			
01:16				8 WILD A 2-Pts missed (2 out)
01:16				13 SUGDEN L Personal foul
01:16	11 GAUCI K Foul On			
01:04	11 GAUCI K 2 Pts paint missed (2 Out)			
01:02	9 TESCH L Offensive Rebound			
00:59	5 CRISPIN C 2-Pts paint made (2 In)	30-13	+17	
00:57	9 TESCH L Assist			
00:48				13 SUGDEN L Turnover
00:48	11 GAUCI K Steal			
00:44	5 CRISPIN C 2 Pts paint missed (2 Out)			
00:43	5 CRISPIN C Offensive Rebound			
00:22	5 CRISPIN C 2 Pts paint missed (2 Out)			
00:19				12 TURNER H Defensive Rebound
00:00				15 MATTHEWS C 2-Pts missed (2 out)
00:00	9 TESCH L Defensive Rebound			

### THIRD QUARTER

#### Quarter Starters:

AUS 5 CRISPIN C                      9 TESCH L                      10 BURZYNSKI C                      11 GAUCI K                      13 STEWART S  
GBR 6 STRANGE C                      8 WILD A                      12 TURNER H                      13 SUGDEN L                      15 MATTHEWS C

Game Time	AUS - Australia	Score	Lead	GBR - Great Britain
10:00	5 CRISPIN C Player IN <<-----			
10:00	9 TESCH L Player IN <<-----			
10:00	10 BURZYNSKI C Player IN <<-----			
10:00	11 GAUCI K Player IN <<-----			
10:00	13 STEWART S Player IN <<-----			
10:00				6 STRANGE C Player IN <<-----
10:00				8 WILD A Player IN <<-----
10:00				12 TURNER H Player IN <<-----



## PLAY BY PLAY

文字比分播报

AUS 59 vs 30 GBR

Attendance: 2140

Game Time	AUS - Australia	Score	Lead	GBR - Great Britain
10:00				13 SUGDEN L Player IN <<----
10:00				15 MATTHEWS C Player IN <<----
00:00	Tap off situation, throw-in			
09:47	5 CRISPIN C 2-Pts paint made (2 In)	32-13	+19	
09:41	9 TESCH L Assist			
09:18				15 MATTHEWS C 2 Pts paint missed (2 Out)
09:18	Defensive Rebound			
09:05	5 CRISPIN C 2-Pts paint made (2 In)	34-13	+21	
09:03	13 STEWART S Assist			
08:40				8 WILD A 2-Pts missed (2 out)
08:34	5 CRISPIN C Defensive Rebound			
08:26	11 GAUCI K 2 Pts paint missed (2 Out)			
08:23				13 SUGDEN L Defensive Rebound
08:01				Turnover
07:46	5 CRISPIN C 2-Pts made (2 In)	36-13	+23	
07:24				12 TURNER H 2-Pts missed (2 out)
07:22	9 TESCH L Defensive Rebound			
07:11	13 STEWART S 2 Pts paint missed (2 Out)			
07:08	11 GAUCI K Offensive Rebound			
07:05	5 CRISPIN C 2-Pts paint made (2 In)	38-13	+25	
07:05	9 TESCH L Assist			
07:05				Time out
07:03				15 MATTHEWS C Player OUT ---->>
07:03				10 WAGER S Player IN <<----
06:45				6 STRANGE C 2 Pts paint missed (2 Out)
06:43	13 STEWART S Defensive Rebound			
06:37	9 TESCH L Turnover			
06:37				8 WILD A Steal
06:37				6 STRANGE C Turnover
06:17	13 STEWART S Player OUT ---->>			
06:17	10 BURZYNSKI C Player OUT ---->>			
06:17	4 DOMASCHENZ M Player IN <<----			
06:17	8 MCKENZIE T Player IN <<----			
06:07				6 STRANGE C Personal foul
06:07	11 GAUCI K Foul On			
05:57	5 CRISPIN C 2-Pts paint made (2 In)	40-13	+27	
05:55	11 GAUCI K Assist			
05:38		40-15	+25	6 STRANGE C 2-Pts made (2 In)
05:38				6 STRANGE C Foul On
05:38	4 DOMASCHENZ M Personal foul			
05:38				6 STRANGE C Free Throw missed (1 Out)
05:35	5 CRISPIN C Defensive Rebound			



## PLAY BY PLAY

文字比分播报

AUS 59 vs 30 GBR

Attendance: 2140

Game Time	AUS - Australia	Score	Lead	GBR - Great Britain
05:14	11 GAUCI K 2-Pts made (2 In)	42-15	+27	
04:46				12 TURNER H 2-Pts missed (2 out)
04:46	Defensive Rebound			
04:46	5 CRISPIN C Player OUT ---->>			
04:46	6 KEAN B Player IN <<----			
04:35	11 GAUCI K 2 Pts paint missed (2 Out)			
04:33				12 TURNER H Defensive Rebound
04:24	11 GAUCI K Steal			
04:24				10 WAGER S Turnover
04:20	8 McKENZIE T Turnover			
04:20				13 SUGDEN L Player OUT ---->>
04:20				8 WILD A Player OUT ---->>
04:20				7 FREEMAN H Player IN <<----
04:20				11 FOX J Player IN <<----
04:06	11 GAUCI K Personal foul			
04:06				11 FOX J Foul On
03:54				10 WAGER S 2-Pts missed (2 out)
03:52	8 McKENZIE T Defensive Rebound			
03:46	8 McKENZIE T Turnover			
03:46	9 TESCH L Steal			
03:46				7 FREEMAN H Turnover
03:28	4 DOMASCHENZ M 2 Pts paint missed (2 Out)			
03:28				11 FOX J Defensive Rebound
03:28	9 TESCH L Personal foul			
03:28				11 FOX J Foul On
03:08				7 FREEMAN H 2-Pts missed (2 out)
03:05				10 WAGER S Offensive Rebound
03:03				10 WAGER S Turnover
03:03	9 TESCH L Steal			
02:46	9 TESCH L 2 Pts paint missed (2 Out)			
02:44	8 McKENZIE T Offensive Rebound			
02:35	11 GAUCI K 2-Pts made (2 In)	44-15	+29	
02:30	11 GAUCI K Player OUT ---->>			
02:30	9 TESCH L Player OUT ---->>			
02:30	7 HALL M Player IN <<----			
02:30	14 HILL K Player IN <<----			
02:19				12 TURNER H 2-Pts missed (2 out)
02:17	14 HILL K Defensive Rebound			
02:15	8 McKENZIE T Turnover			
02:15	8 McKENZIE T Player OUT ---->>			
02:15	13 STEWART S Player IN <<----			
02:06				6 STRANGE C 2-Pts missed (2 out)





## PLAY BY PLAY

文字比分播报

AUS 59 vs 30 GBR

Attendance: 2140

Game Time	AUS - Australia	Score	Lead	GBR - Great Britain
02:04	13 STEWART S Defensive Rebound			
01:47	14 HILL K 2-Pts paint made (2 In)	46-15	+31	
01:21		46-17	+29	12 TURNER H 2-Pts made (2 In)
01:05	14 HILL K 2 Pts paint missed (2 Out)			
01:03				12 TURNER H Defensive Rebound
00:51				6 STRANGE C 2 Pts paint missed (2 Out)
00:49	6 KEAN B Defensive Rebound			
00:38	13 STEWART S 2-Pts paint made (2 In)	48-17	+31	
00:36	7 HALL M Assist			
00:06				7 FREEMAN H 2-Pts missed (2 out)
00:04	14 HILL K Defensive Rebound			
00:00	14 HILL K 2 Pts paint missed (2 Out)			
00:00				11 FOX J Defensive Rebound

## FOURTH QUARTER

### Quarter Starters:

AUS

GBR

Game Time	AUS - Australia	Score	Lead	GBR - Great Britain
10:00	6 KEAN B Player IN <<----			
10:00	7 HALL M Player IN <<----			
10:00	6 KEAN B Player OUT ---->>			
10:00	7 HALL M Player OUT ---->>			
10:00				6 STRANGE C Player IN <<----
10:00				7 FREEMAN H Player IN <<----
10:00				10 WAGER S Player IN <<----
10:00				11 FOX J Player IN <<----
10:00				12 TURNER H Player IN <<----
10:00	4 DOMASCHENZ M Player IN <<-----			
10:00	7 HALL M Player IN <<----			
10:00	14 HILL K Player IN <<----			
10:00	13 STEWART S Player IN <<----			
10:00	9 TESCH L Player IN <<----			
00:00				Tap off situation, throw-in
09:51				10 WAGER S Foul On
09:51	7 HALL M Personal foul			
09:51		48-18	+30	10 WAGER S Free Throw made (1 In)
09:48				10 WAGER S Free Throw missed (1 Out)
09:45	9 TESCH L Defensive Rebound			
09:20	13 STEWART S 2-Pts missed (2 out)			
09:18				7 FREEMAN H Defensive Rebound
09:11	9 TESCH L Steal			



## PLAY BY PLAY

文字比分播报

AUS 59 vs 30 GBR

Attendance: 2140

Game Time	AUS - Australia	Score	Lead	GBR - Great Britain
09:11				7 FREEMAN H Turnover
08:56	7 HALL M 2-Pts made (2 In)	50-18	+32	
08:30				12 TURNER H 2-Pts missed (2 out)
08:27	9 TESCH L Defensive Rebound			
08:14	14 HILL K 2-Pts missed (2 out)			
08:11				10 WAGER S Defensive Rebound
07:56		50-20	+30	7 FREEMAN H 2-Pts made (2 In)
07:56				6 STRANGE C Assist
07:35	13 STEWART S 2-Pts paint made (2 In)	52-20	+32	
07:33	9 TESCH L Assist			
07:02				12 TURNER H 2-Pts missed (2 out)
06:59	13 STEWART S Defensive Rebound			
06:45	7 HALL M 2-Pts missed (2 out)			
06:40				11 FOX J Defensive Rebound
06:35				12 TURNER H Turnover
06:35	Time out			
06:35	14 HILL K Player OUT ---->>			
06:35	11 GAUCI K Player IN <<----			
06:35	4 DOMASCHENZ M Player OUT ---->>			
06:35	12 CHAPLIN S Player IN <<----			
06:35	7 HALL M Player OUT ---->>			
06:35	10 BURZYNSKI C Player IN <<----			
06:21	13 STEWART S 2 Pts paint missed (2 Out)			
06:20	11 GAUCI K Offensive Rebound			
06:02	9 TESCH L 2-Pts paint made (2 In)	54-20	+34	
05:30				6 STRANGE C 3-Pts missed (3 Out)
05:30	Defensive Rebound			
05:22				6 STRANGE C Personal foul
05:22	12 CHAPLIN S Foul On			
05:22	9 TESCH L Player OUT ---->>			
05:22	15 O'KELLY-KENNEDY K Player IN <<----			
05:22	12 CHAPLIN S Free Throw missed (1 Out)			
05:22	12 CHAPLIN S Free Throw made (1 In)	55-20	+35	
05:04		55-22	+33	11 FOX J 2-Pts made (2 In)
05:01				10 WAGER S Assist
04:33	13 STEWART S 2-Pts missed (2 out)			
04:31				11 FOX J Defensive Rebound
04:14	13 STEWART S Steal			
04:14				10 WAGER S Turnover
04:09	11 GAUCI K 2 Pts paint missed (2 Out)			
04:09	Offensive Rebound			
03:59	15 O'KELLY-KENNEDY K 2-Pts missed (2 out)			



## PLAY BY PLAY

文字比分播报

AUS 59 vs 30 GBR

Attendance: 2140

Game Time	AUS - Australia	Score	Lead	GBR - Great Britain
03:59				12 TURNER H Turnover
03:59				12 TURNER H Defensive Rebound
03:59	Time out			
03:52	13 STEWART S 2 Pts paint missed (2 Out)			
03:50				11 FOX J Defensive Rebound
03:42				12 TURNER H Turnover
03:36	15 O'KELLY-KENNEDY K 2-Pts paint made (2 In)	57-22	+35	
03:34	12 CHAPLIN S Steal			
03:26	13 STEWART S Player OUT ---->>			
03:26	14 HILL K Player IN <<----			
03:14		57-24	+33	10 WAGER S 2-Pts made (2 In)
03:12				7 FREEMAN H Assist
03:09	10 BURZYNSKI C Turnover			
03:09				Time out
03:09				12 TURNER H Player OUT ---->>
03:09				10 WAGER S Player OUT ---->>
03:09				14 McDONALD P Player IN <<----
03:09				15 MATTHEWS C Player IN <<----
02:52		57-26	+31	14 McDONALD P 2-Pts made (2 In)
02:50				11 FOX J Assist
02:29	11 GAUCI K 2 Pts paint missed (2 Out)			
02:29				Defensive Rebound
02:06				6 STRANGE C 2-Pts missed (2 out)
02:05				7 FREEMAN H Offensive Rebound
02:05	15 O'KELLY-KENNEDY K Blocked Shot			
02:05				7 FREEMAN H 2 Pts paint missed (2 Out)
02:02	Defensive Rebound			
01:57	11 GAUCI K Offensive foul			
01:57	11 GAUCI K Turnover			
01:57				14 McDONALD P Foul On
01:35				6 STRANGE C 2-Pts missed (2 out)
01:33	10 BURZYNSKI C Defensive Rebound			
01:15	14 HILL K 2 Pts paint missed (2 Out)			
01:14				7 FREEMAN H Defensive Rebound
01:08	11 GAUCI K Steal			
01:08				7 FREEMAN H Turnover
01:03	12 CHAPLIN S 2 Pts paint missed (2 Out)			
01:03				7 FREEMAN H Defensive Rebound
00:49		57-28	+29	15 MATTHEWS C 2-Pts made (2 In)
00:47				7 FREEMAN H Assist
00:34	14 HILL K 2 Pts paint missed (2 Out)			
00:33	14 HILL K Offensive Rebound			



## PLAY BY PLAY

文字比分播报

**AUS 59 vs 30 GBR**

**Attendance: 2140**

Game Time	AUS - Australia	Score	Lead	GBR - Great Britain
00:33	15 O'KELLY-KENNEDY K 2-Pts paint made (2 In)	59-28	+31	
00:33	14 HILL K Assist			
00:15		59-30	+29	14 McDONALD P 2-Pts made (2 In)
00:14				7 FREEMAN H Assist
00:12				6 STRANGE C Personal foul
00:12	12 CHAPLIN S Foul On			
00:02	14 HILL K Turnover			
00:02				6 STRANGE C Steal
00:02	14 HILL K Personal foul			
00:02				6 STRANGE C Foul On
00:02				6 STRANGE C Free Throw missed (1 Out)
00:02				6 STRANGE C Free Throw missed (1 Out)
00:01				6 STRANGE C Free Throw missed (1 Out)
00:00	12 CHAPLIN S Defensive Rebound			



## RESULTS

比赛成绩

### AUS 30 vs 13 GBR

Attendance: 0

Referee: KUERZI Bill (USA)

Commissioner: COSSAER Dirk Lodewijk M (BEL)

Umpires: ROJA Cristian (ITA); GOMEZ RUF Antonia (ESP)

Classifier:

		Q1		Q2	
Scoring by 5 min intervals:	AUS	16	24	28	30
	GBR	0	2	5	13

#### AUS - AUSTRALIA

No.	Name	Sport Class	MIN	Field Goals		2 Points		3 Points		Free Throws		Rebounds			AS	TO	ST	BS	PF	FO	PTS
				M/A	%	M/A	%	M/A	%	M/A	%	OR	DR	TOT							
*9	TESCH Liesl (C)	4.0	10:58	1/4	25	1/4	25					2	3	5	1				1		2
*10	BURZYNSKI Clare	1.0	10:14									2	2	1							0
*11	GAUCI Kylie	2.0	18:43	2/7	29	2/6	33	0/1	0	2/2	100		3	3	2	1	2		1	4	6
*12	CHAPLIN Shelley	3.5	12:11	4/6	67	4/6	67			2/3	67		4	4	1				3	3	10
*13	STEWART Sarah	3.0	15:36	3/3	100	3/3	100					1		1	1		2				6
4	DOMASCHEZ Melanie	1.0	09:46														1				0
5	CRISPIN Cobi	4.0	09:46	3/8	38	3/8	38					1	5	6					1		6
6	KEAN Bridie	4.0	01:10										1	1							0
7	HALL Melanie	2.5	01:17																1		0
8	McKENZIE Tina	3.0	04:24												1						0
14	HILL Katie	3.0	01:17																		0
15	O'KELLY-KENNEDY Kathleen	4.0	04:38	0/4	0	0/4	0					2	1	3		1					0
Team/Coach																					
<b>Totals</b>				13/32	41	13/31	42	0/1	0	4/5	80	6	20	26	6	3	2	3	7	7	30
<b>Coach</b>		HEWSON Gerry																			
<b>Assistant Coach</b>		HEWISH Mark																			

#### GBR - GREAT BRITAIN

No.	Name	Sport Class	MIN	Field Goals		2 Points		3 Points		Free Throws		Rebounds			AS	TO	ST	BS	PF	FO	PTS	
				M/A	%	M/A	%	M/A	%	M/A	%	OR	DR	TOT								
*4	MACLEAN Caroline	2.0	16:46	0/3	0	0/3	0								1				1	1	0	
*7	FREEMAN Helen	4.0	11:02	0/2	0	0/2	0					2	1	3	1						0	
*8	WILD Ann	2.0	05:35	1/2	50	1/2	50					2	2	1					1		2	
*12	TURNER Helen	4.0	07:43	1/1	100	1/1	100					1	2	3	1						2	
*13	SUGDEN Louise	2.0	20:00	2/5	40	2/5	40					1	1	2	1				2		4	
5	HARPER Joanne	1.0	00:00																		0	
6	STRANGE Clare	1.5	17:39	1/7	14	1/5	20	0/2	0	1/4	25		2	2	2	1			1	3	3	
9	JOHNSON Paula	2.5	00:00																		0	
10	WAGER Sally	3.0	12:17	1/6	17	1/6	17					1	3	4					2	2	2	
11	FOX Jill	1.5	00:00																		0	
14	McDONALD Pauline	2.5	00:00																		0	
15	MATTHEWS Caroline (C)	4.5	08:58	0/3	0	0/3	0			0/2	0									1	0	
Team/Coach																						
<b>Totals</b>				6/29	21	6/27	22	0/2	0	1/6	17	6	14	20	2	6				7	7	13
<b>Coach</b>		PEEL Garry																				
<b>Assistant Coach</b>		BHANIA Haj Singh FODEN Mathew																				

	AUS	GBR
Points from Turnovers	2	0
Points in the Paint	24	2
Second Chance Points	4	8
Fast Break Points	4	0

	AUS	GBR
Biggest Lead	24	0
Biggest Scoring Run	16-0(16-0)	8-0(28-13)
Lead Changes	1	
Times Tied	0	

#### Legend:

%	Shooting Percentage	(C)	Captain	*	Starters	AS	Assists
BS	Blocked Shots	DR	Defensive Rebounds	FO	Fouls On	M/A	Made/Attempts
MIN	Minutes Played	OR	Offensive Rebounds	PF	Fouls	PTS	Points
Qx	Quarter Time	ST	Steals	TO	Turnovers	TOT	Total Rebounds



## RESULTS

比赛成绩

### AUS 59 vs 30 GBR

Attendance: 0

Referee: KUERZI Bill (USA)

Commissioner: COSSAER Dirk Lodewijk M (BEL)

Umpires: ROJA Cristian (ITA); GOMEZ RUF Antonia (ESP)

Classifier:

Scoring by 5 min intervals:		Q1		Q2		Q3		Q4	
AUS		16	24	28	30	42	48	55	59
GBR		0	2	5	13	15	17	22	30

#### AUS - AUSTRALIA

No.	Name	Sport Class	MIN	Field Goals		2 Points		3 Points		Free Throws		Rebounds			AS	TO	ST	BS	PF	FO	PTS
				M/A	%	M/A	%	M/A	%	M/A	%	OR	DR	TOT							
*9	TESCH Liesl (C)	4.0	23:06	2/6	33	2/6	33					2	6	8	4	1	3		2		4
*10	BURZYNSKI Clare	1.0	20:32										3	3	1	1					0
*11	GAUCI Kylie	2.0	32:48	4/13	31	4/12	33	0/1	0	2/2	100	2	3	5	3	2	4		3	5	10
*12	CHAPLIN Shelley	3.5	18:46	4/7	57	4/7	57			3/5	60		5	5	1	1		3	5	11	
*13	STEWART Sarah	3.0	28:08	5/10	50	5/10	50					1	3	4	2		1	2		10	
4	DOMASCENZ Melanie	1.0	19:28	0/1	0	0/1	0										1	1		0	
5	CRISPIN Cobi	4.0	15:00	8/13	62	8/13	62					1	7	8				1		16	
6	KEAN Bridie	4.0	05:56										2	2						0	
7	HALL Melanie	2.5	07:12	1/2	50	1/2	50								1				2	2	
8	McKENZIE Tina	3.0	08:26									1	1	2	1	3				0	
14	HILL Katie	3.0	10:38	1/6	17	1/6	17					1	2	3	1	1			1	2	
15	O'KELLY-KENNEDY Kathleen	4.0	10:00	2/7	29	2/7	29					2	1	3		1		1		4	
Team/Coach																					
<b>Totals</b>				27/65	42	27/64	42	0/1	0	5/7	71	11	38	49	13	10	9	4	13	10	59
<b>Coach</b>		HEWSON Gerry																			
<b>Assistant Coach</b>		HEWISH Mark																			

#### GBR - GREAT BRITAIN

No.	Name	Sport Class	MIN	Field Goals		2 Points		3 Points		Free Throws		Rebounds			AS	TO	ST	BS	PF	FO	PTS
				M/A	%	M/A	%	M/A	%	M/A	%	OR	DR	TOT							
*4	MACLEAN Caroline	2.0	16:46	0/3	0	0/3	0								1			1	1	0	
*7	FREEMAN Helen	4.0	25:22	1/6	17	1/6	17					3	4	7	3	4				2	
*8	WILD Ann	2.0	11:15	1/3	33	1/3	33						2	2	1	1		1		2	
*12	TURNER Helen	4.0	24:34	2/7	29	2/7	29					1	5	6	4					4	
*13	SUGDEN Louise	2.0	25:40	2/5	40	2/5	40					1	2	3	1				2	4	
5	HARPER Joanne	1.0	00:00																	0	
6	STRANGE Clare	1.5	37:39	2/14	14	2/11	18	0/3	0	1/8	13	2	2	3	2	1		4	5	5	
9	JOHNSON Paula	2.5	00:00																	0	
10	WAGER Sally	3.0	26:11	2/8	25	2/8	25			1/2	50	2	4	6	1	3		2	3	5	
11	FOX Jill	1.5	14:20	1/1	100	1/1	100						5	5	1				2	2	
14	McDONALD Pauline	2.5	03:09	2/2	100	2/2	100												1	4	
15	MATTHEWS Caroline (C)	4.5	15:04	1/5	20	1/5	20			0/2	0								1	2	
Team/Coach																					
<b>Totals</b>				14/54	26	14/51	27	0/3	0	2/12	17	8	28	36	8	17	2		10	13	30
<b>Coach</b>		PEEL Garry																			
<b>Assistant Coach</b>		BHANIA Haj Singh FODEN Mathew																			

	AUS	GBR
Points from Turnovers	14	2
Points in the Paint	44	2
Second Chance Points	12	8
Fast Break Points	4	0

	AUS	GBR
Biggest Lead	35	0
Biggest Scoring Run	16-0(16-0)	8-0(28-13)
Lead Changes	1	
Times Tied	0	

#### Legend:

%	Shooting Percentage	(C)	Captain	*	Starters	AS	Assists
BS	Blocked Shots	DR	Defensive Rebounds	FO	Fouls On	M/A	Made/Attempts
MIN	Minutes Played	OR	Offensive Rebounds	OTx	Overtime	PF	Fouls
PTS	Points	Qx	Quarter Time	ST	Steals	TO	Turnovers
TOT	Total Rebounds						



## RESULTS

比赛成绩

### AUS 59 vs 30 GBR

Attendance: 2140

Referee: KUERZI Bill (USA)

Commissioner: COSSAER Dirk Lodewijk M (BEL)

Umpires: ROJA Cristian (ITA); GOMEZ RUF Antonia (ESP)

Classifier:

Scoring by 5 min intervals:		Q1		Q2		Q3		Q4	
AUS		16	24	28	30	42	48	55	59
GBR		0	2	5	13	15	17	22	30

#### AUS - AUSTRALIA

No.	Name	Sport Class	MIN	Field Goals		2 Points		3 Points		Free Throws		Rebounds			AS	TO	ST	BS	PF	FO	PTS
				M/A	%	M/A	%	M/A	%	M/A	%	OR	DR	TOT							
*9	TESCH Liesl (C)	4.0	23:06	2/6	33	2/6	33					2	6	8	4	1	3		2		4
*10	BURZYNSKI Clare	1.0	20:32										3	3	1	1					0
*11	GAUCI Kylie	2.0	32:48	4/13	31	4/12	33	0/1	0	2/2	100	2	3	5	3	2	4		3	5	10
*12	CHAPLIN Shelley	3.5	18:46	4/7	57	4/7	57			3/5	60		5	5	1	1			3	5	11
*13	STEWART Sarah	3.0	28:08	5/10	50	5/10	50					1	3	4	2		1	2			10
4	DOMASCENZ Melanie	1.0	19:28	0/1	0	0/1	0										1		1		0
5	CRISPIN Cobi	4.0	15:00	8/13	62	8/13	62					1	7	8					1		16
6	KEAN Bridie	4.0	05:56										2	2							0
7	HALL Melanie	2.5	07:12	1/2	50	1/2	50								1				2		2
8	McKENZIE Tina	3.0	08:26									1	1	2	1	3					0
14	HILL Katie	3.0	10:38	1/6	17	1/6	17					1	2	3	1	1			1		2
15	O'KELLY-KENNEDY Kathleen	4.0	10:00	2/7	29	2/7	29					2	1	3		1		1			4
Team/Coach																					
<b>Totals</b>				27/65	42	27/64	42	0/1	0	5/7	71	11	38	49	13	10	9	4	13	10	59
<b>Coach</b>		HEWSON Gerry																			
<b>Assistant Coach</b>		HEWISH Mark																			

#### GBR - GREAT BRITAIN

No.	Name	Sport Class	MIN	Field Goals		2 Points		3 Points		Free Throws		Rebounds			AS	TO	ST	BS	PF	FO	PTS	
				M/A	%	M/A	%	M/A	%	M/A	%	OR	DR	TOT								
*4	MACLEAN Caroline	2.0	16:46	0/3	0	0/3	0								1				1	1	0	
*7	FREEMAN Helen	4.0	25:22	1/6	17	1/6	17					3	4	7	3	4					2	
*8	WILD Ann	2.0	11:15	1/3	33	1/3	33						2	2	1	1			1		2	
*12	TURNER Helen	4.0	24:34	2/7	29	2/7	29					1	5	6	4						4	
*13	SUGDEN Louise	2.0	25:40	2/5	40	2/5	40					1	2	3	1				2		4	
5	HARPER Joanne	1.0	00:00																		0	
6	STRANGE Clare	1.5	37:39	2/14	14	2/11	18	0/3	0	1/8	13	2	2	3	2	1			4	5	5	
9	JOHNSON Paula	2.5	00:00																		0	
10	WAGER Sally	3.0	26:11	2/8	25	2/8	25			1/2	50	2	4	6	1	3			2	3	5	
11	FOX Jill	1.5	14:20	1/1	100	1/1	100						5	5	1					2	2	
14	McDONALD Pauline	2.5	03:09	2/2	100	2/2	100													1	4	
15	MATTHEWS Caroline (C)	4.5	15:04	1/5	20	1/5	20			0/2	0									1	2	
Team/Coach																						
<b>Totals</b>				14/54	26	14/51	27	0/3	0	2/12	17	8	28	36	8	17	2			10	13	30
<b>Coach</b>		PEEL Garry																				
<b>Assistant Coach</b>		BHANIA Haj Singh FODEN Mathew																				

	AUS	GBR
Points from Turnovers	14	2
Points in the Paint	44	2
Second Chance Points	12	8
Fast Break Points	4	0

	AUS	GBR
Biggest Lead	35	0
Biggest Scoring Run	16-0(16-0)	8-0(28-13)
Lead Changes	1	
Times Tied	0	

#### Legend:

%	Shooting Percentage	(C)	Captain	*	Starters	AS	Assists
BS	Blocked Shots	DR	Defensive Rebounds	FO	Fouls On	M/A	Made/Attempts
MIN	Minutes Played	OR	Offensive Rebounds	OTx	Overtime	PF	Fouls
PTS	Points	Qx	Quarter Time	ST	Steals	TO	Turnovers
TOT	Total Rebounds						



## START LIST

首发名单

### GER - BRA

**Referee:** WALLAART Edwin Frank (NED)  
**Umpires:** SALGUERO Cristian Ariel (ARG); SAUNDERS Charles David (RSA)

**Commissioner:** COSSAER Dirk Lodewijk M (BEL)  
**Classifier:**

#### GER - Germany

No.	Name	Pos	Age	Sport Class	Current Games Statistics						
					PPG	FG%	3FG%	FT%	RPG	APG	MPG (GP)
4	KAUTZ Britta	F	26	1.0	0.0						00:00 (0)
5	MEITNER Birgit	G	30	2.5	0.0						00:00 (0)
6	KUES Simone	F	31	1.0	0.0						00:00 (0)
7	MULLER Edina Anita	F	25	2.0	0.0						00:00 (0)
8	ZEYEN Annika	G	23	1.5	0.0						00:00 (0)
9	SEIFERT Nicole	G	34	1.5	0.0						00:00 (0)
10	SCHUNEMANN Gesche	C	25	4.5	0.0						00:00 (0)
11	SCHRATZ Nora	G	29	2.5	0.0						00:00 (0)
12	BUTTERBRODT Maren	C	31	4.5	0.0						00:00 (0)
13	BEHRENS Alke	F	28	1.0	0.0						00:00 (0)
14	KAHL Annette (C)	C	35	4.5	0.0						00:00 (0)
15	MOHNEN Marina	C	29	4.5	0.0						00:00 (0)
Team			28.8		0.0						
<b>Coach</b>		GLINICKI Holger Ingo									
<b>Assistant Coach</b>		RICHARZ Peter									

GER Played		
PR	USA	08 SEP
PR	AUS	10 SEP
PR	GBR	11 SEP

#### BRA - Brazil

No.	Name	Pos	Age	Sport Class	Current Games Statistics						
					PPG	FG%	3FG%	FT%	RPG	APG	MPG (GP)
4	REIS Cleonete	F	31	2.0	0.0						00:00 (0)
5	COSTA Debora	G	19	4.0	0.0						00:00 (0)
6	MAFRA Naildes	F	30	2.0	0.0						00:00 (0)
7	FARIAS Andreia Cristina	F	22	1.0	0.0						00:00 (0)
8	SILVA RAMOS Rosalia	F	38	2.0	0.0						00:00 (0)
9	MARTINS Lia Soares	C	21	4.5	0.0						00:00 (0)
10	SANTOS Monica Andrade	C	29	4.5	0.0						00:00 (0)
11	MORAES Jucilene	G	29	4.0	0.0						00:00 (0)
12	PANTOJA Ozineide	C	36	2.5	0.0						00:00 (0)
13	GOMES Elizabeth	F	43	1.0	0.0						00:00 (0)
14	FERRAO Helena	F	31	4.0	0.0						00:00 (0)
15	ALMEIDA Vileide	C	16	4.5	0.0						00:00 (0)
Team			28.8		0.0						
<b>Coach</b>		CORREA Wilson									
<b>Assistant Coach</b>		LEMOS Mauricio									

BRA Played		
PR	AUS	08 SEP
PR	GBR	09 SEP
PR	USA	11 SEP

#### Legend:

3FG%	3 Field Goals %	APG	Assists per Game	C	Centre	F	Forward
FG%	Field Goals %	FT%	Free Throws %	G	Guard	GP	Games Played
MPG	Minutes Played per Game	Pos	Playing Position	PPG	Points per Game	PR	Preliminary Round
RPG	Rebounds per Game						





## PLAY BY PLAY

文字比分播报

GER 34 vs 12 BRA

Attendance: 2443

		Q1		Q2	
Scoring by 5 min intervals:	GER	4	17	30	34
	BRA	6	6	8	12

### FIRST QUARTER

#### Quarter Starters:

GER 6 KUES S                      8 ZEYEN A                      9 SEIFERT N                      12 BUTTERBRODT M                      15 MOHNEN M  
BRA 4 REIS C                      6 MAFRA N                      7 FARIAS AC                      9 MARTINS LS                      11 MORAES J

Game Time	GER - Germany	Score	Lead	BRA - Brazil
10:00	6 KUES S Player IN <<----			
10:00	8 ZEYEN A Player IN <<----			
10:00	9 SEIFERT N Player IN <<----			
10:00	12 BUTTERBRODT M Player IN <<----			
10:00	15 MOHNEN M Player IN <<----			
10:00				4 REIS C Player IN <<----
10:00				6 MAFRA N Player IN <<----
10:00				7 FARIAS AC Player IN <<----
10:00				9 MARTINS LS Player IN <<----
10:00				11 MORAES J Player IN <<----
10:00	12 BUTTERBRODT M Tap off won			4 REIS C Tap off lost
09:39	12 BUTTERBRODT M Assist			
09:42	15 MOHNEN M 2-Pts paint made (2 In)	2-0	+2	
09:29				9 MARTINS LS 2 Pts paint missed (2 Out)
09:29	Defensive Rebound			
09:13	12 BUTTERBRODT M 2 Pts paint missed (2 Out)			
09:11				7 FARIAS AC Defensive Rebound
08:59				11 MORAES J 2 Pts paint missed (2 Out)
08:57	12 BUTTERBRODT M Defensive Rebound			
08:48	8 ZEYEN A 2 Pts paint missed (2 Out)			
08:46				6 MAFRA N Defensive Rebound
08:26				11 MORAES J Assist
08:32		2-2	0	4 REIS C 2-Pts paint made (2 In)
08:20				9 MARTINS LS Personal foul
08:20	12 BUTTERBRODT M Foul On			
08:14				4 REIS C Personal foul
08:14	12 BUTTERBRODT M Foul On			
08:08	12 BUTTERBRODT M Turnover			
07:50				11 MORAES J Assist
07:52		2-4	-2	9 MARTINS LS 2-Pts paint made (2 In)
07:30	15 MOHNEN M 2 Pts paint missed (2 Out)			
07:24				9 MARTINS LS Defensive Rebound
07:21	8 ZEYEN A Personal foul			
07:21				11 MORAES J Foul On



## PLAY BY PLAY

文字比分播报

GER 34 vs 12 BRA

Attendance: 2443

Game Time	GER - Germany	Score	Lead	BRA - Brazil
07:07				11 MORAES J Assist
07:08		2-6	-4	9 MARTINS LS 2-Pts paint made (2 In)
06:48	6 KUES S 2 Pts paint missed (2 Out)			
06:46				11 MORAES J Defensive Rebound
06:46				11 MORAES J 2-Pts missed (2 out)
06:46	6 KUES S Defensive Rebound			
06:30	6 KUES S Turnover			
06:17				9 MARTINS LS 2 Pts paint missed (2 Out)
06:13	15 MOHNEN M Defensive Rebound			
05:53	8 ZEYEN A 2-Pts missed (2 out)			
05:53				Defensive Rebound
05:53	Time out			
05:34				9 MARTINS LS 2 Pts paint missed (2 Out)
05:32	9 SEIFERT N Defensive Rebound			
05:26				11 MORAES J Personal foul
05:26	15 MOHNEN M Foul On			
05:16	15 MOHNEN M Assist			
05:18	8 ZEYEN A 2-Pts paint made (2 In)	4-6	-2	
05:04				11 MORAES J Turnover
05:04	9 SEIFERT N Steal			
04:50	9 SEIFERT N Assist			
04:50	15 MOHNEN M 2-Pts made (2 In)	6-6	0	
04:50				Time out
04:26				9 MARTINS LS Turnover
04:26	15 MOHNEN M Steal			
04:09				7 FARIAS AC Personal foul
04:09	12 BUTTERBRODT M Foul On			
04:04	12 BUTTERBRODT M 2 Pts paint missed (2 Out)			
04:04				Defensive Rebound
03:41				6 MAFRA N 2 Pts paint missed (2 Out)
03:35	15 MOHNEN M Blocked Shot			
03:38	6 KUES S Defensive Rebound			
03:34	9 SEIFERT N 2-Pts paint made (2 In)	8-6	+2	
03:34				4 REIS C Personal foul
03:34	9 SEIFERT N Foul On			
03:33	9 SEIFERT N Free Throw missed (1 Out)			
03:30				4 REIS C Defensive Rebound
03:21				9 MARTINS LS Offensive foul
03:21				9 MARTINS LS Turnover
03:21	6 KUES S Foul On			
03:21	6 KUES S Steal			
03:21	9 SEIFERT N Player OUT ---->>			



## PLAY BY PLAY

文字比分播报

GER 34 vs 12 BRA

Attendance: 2443

Game Time	GER - Germany	Score	Lead	BRA - Brazil
03:21	5 MEITNER B Player IN <<----			
03:06	15 MOHNEN M 2 Pts paint missed (2 Out)			
03:02				4 REIS C Defensive Rebound
02:43				11 MORAES J 2-Pts missed (2 out)
02:42	15 MOHNEN M Defensive Rebound			
02:26	5 MEITNER B Assist			
02:28	15 MOHNEN M 2-Pts paint made (2 In)	10-6	+4	
02:20				9 MARTINS LS Turnover
02:01	12 BUTTERBRODT M Assist			
02:03	15 MOHNEN M 2-Pts paint made (2 In)	12-6	+6	
01:36				11 MORAES J 2-Pts missed (2 out)
01:35	12 BUTTERBRODT M Defensive Rebound			
01:17	15 MOHNEN M Assist			
01:19	6 KUES S 2-Pts paint made (2 In)	14-6	+8	
00:57				6 MAFRA N Turnover
00:34	8 ZEYEN A Assist			
00:36	15 MOHNEN M 2-Pts paint made (2 In)	16-6	+10	
00:13				11 MORAES J Turnover
00:13	15 MOHNEN M Steal			
00:03				6 MAFRA N Personal foul
00:03	12 BUTTERBRODT M Foul On			
00:03	12 BUTTERBRODT M Free Throw made (1 In)	17-6	+11	
00:02	12 BUTTERBRODT M Free Throw missed (1 Out)			
00:00	15 MOHNEN M Offensive Rebound			
00:00	15 MOHNEN M 2 Pts paint missed (2 Out)			
00:00				Defensive Rebound

## SECOND QUARTER

### Quarter Starters:

GER 15 MOHNEN M      14 KAHL A      5 MEITNER B      8 ZEYEN A      6 KUES S  
BRA 6 MAFRA N      9 MARTINS LS      4 REIS C      7 FARIAS AC      11 MORAES J

Game Time	GER - Germany	Score	Lead	BRA - Brazil
10:00	15 MOHNEN M Player IN <<----			
10:00	14 KAHL A Player IN <<----			
10:00	5 MEITNER B Player IN <<----			
10:00	8 ZEYEN A Player IN <<----			
10:00	6 KUES S Player IN <<----			
10:00				6 MAFRA N Player IN <<----
10:00				9 MARTINS LS Player IN <<----
10:00				4 REIS C Player IN <<----
10:00				7 FARIAS AC Player IN <<----
10:00				4 REIS C Tap off situation, throw-in



## PLAY BY PLAY

文字比分播报

GER 34 vs 12 BRA

Attendance: 2443

Game Time	GER - Germany	Score	Lead	BRA - Brazil
09:50	5 MEITNER B Turnover			
09:40				11 MORAES J Player IN <<----
09:27				11 MORAES J 2-Pts missed (2 out)
09:25	5 MEITNER B Defensive Rebound			
09:06	15 MOHNEN M 2-Pts made (2 In)	19-6	+13	
08:56	5 MEITNER B Personal foul			
08:56				11 MORAES J Foul On
08:40				11 MORAES J 2-Pts missed (2 out)
08:40	Defensive Rebound			
08:25	14 KAHL A 2-Pts missed (2 out)			
08:23	14 KAHL A Offensive Rebound			
08:21	14 KAHL A 2-Pts paint made (2 In)	21-6	+15	
07:51				4 REIS C 2 Pts paint missed (2 Out)
07:49	5 MEITNER B Defensive Rebound			
07:39	5 MEITNER B Assist			
07:43	14 KAHL A 2-Pts paint made (2 In)	23-6	+17	
06:59		23-8	+15	9 MARTINS LS 2-Pts made (2 In)
06:58	14 KAHL A Turnover			
06:40				11 MORAES J 2-Pts missed (2 out)
06:38	6 KUES S Defensive Rebound			
06:23	8 ZEYEN A Assist			
06:23	15 MOHNEN M 2-Pts paint made (2 In)	25-8	+17	
06:23				11 MORAES J Personal foul
06:23	15 MOHNEN M Foul On			
06:23	15 MOHNEN M Free Throw made (1 In)	26-8	+18	
06:03				11 MORAES J 2-Pts missed (2 out)
06:00	6 KUES S Defensive Rebound			
05:50	14 KAHL A 2 Pts paint missed (2 Out)			
05:46	14 KAHL A Offensive Rebound			
05:46	14 KAHL A 2-Pts paint made (2 In)	28-8	+20	
05:33				9 MARTINS LS 2 Pts paint missed (2 Out)
05:31	14 KAHL A Defensive Rebound			
05:18	6 KUES S Assist			
05:20	15 MOHNEN M 2-Pts paint made (2 In)	30-8	+22	
04:59				11 MORAES J 2-Pts missed (2 out)
04:57	15 MOHNEN M Defensive Rebound			
04:39	14 KAHL A 2-Pts missed (2 out)			
04:37				4 REIS C Defensive Rebound
04:24	14 KAHL A Personal foul			
04:24				9 MARTINS LS Foul On
04:24	15 MOHNEN M Player OUT ---->>			
04:24	5 MEITNER B Player OUT ---->>			



## PLAY BY PLAY

文字比分播报

GER 34 vs 12 BRA

Attendance: 2443

Game Time	GER - Germany	Score	Lead	BRA - Brazil
04:24	10 SCHUNEMANN G Player IN <<----			
04:24	11 SCHRATZ N Player IN <<----			
04:24				6 MAFRA N Player OUT ---->>
04:24				8 SILVA RAMOS R Player IN <<----
04:12	14 KAHL A Steal			
04:12				9 MARTINS LS Turnover
04:02	11 SCHRATZ N 2 Pts paint missed (2 Out)			
04:00				4 REIS C Defensive Rebound
03:51				11 MORAES J 2 Pts paint missed (2 Out)
03:49	14 KAHL A Defensive Rebound			
03:40	6 KUES S 2-Pts missed (2 out)			
03:36				4 REIS C Defensive Rebound
03:29		30-10	+20	11 MORAES J 2-Pts paint made (2 In)
03:29	11 SCHRATZ N Personal foul			
03:29				11 MORAES J Foul On
03:28				11 MORAES J Free Throw missed (1 Out)
03:19				11 MORAES J Turnover
03:11	14 KAHL A 2-Pts missed (2 out)			
03:03				8 SILVA RAMOS R Defensive Rebound
03:01	11 SCHRATZ N Personal foul			
03:01				11 MORAES J Foul On
02:47				11 MORAES J 2-Pts missed (2 out)
02:45	6 KUES S Defensive Rebound			
02:30	6 KUES S Turnover			
02:23	11 SCHRATZ N Personal foul			
02:23				11 MORAES J Foul On
02:23				11 MORAES J Free Throw missed (1 Out)
02:22				11 MORAES J Free Throw missed (1 Out)
02:22				Offensive Rebound
02:07				11 MORAES J 2-Pts missed (2 out)
01:39				7 FARIAS AC Offensive Rebound
01:37				7 FARIAS AC 2 Pts paint missed (2 Out)
01:37				7 FARIAS AC Offensive Rebound
01:37				11 MORAES J Turnover
01:12	8 ZEYEN A Assist			
01:14	14 KAHL A 2-Pts paint made (2 In)	32-10	+22	
00:50				11 MORAES J Assist
00:52		32-12	+20	9 MARTINS LS 2-Pts paint made (2 In)
00:36	10 SCHUNEMANN G 2 Pts paint missed (2 Out)			
00:34	10 SCHUNEMANN G Offensive Rebound			
00:34	10 SCHUNEMANN G 2-Pts paint made (2 In)	34-12	+22	
00:18				7 FARIAS AC 2 Pts paint missed (2 Out)



## PLAY BY PLAY

文字比分播报

**GER 34 vs 12 BRA**

**Attendance: 2443**

Game Time	GER - Germany	Score	Lead	BRA - Brazil
00:16	8 ZEYEN A Defensive Rebound			
00:08	11 SCHRATZ N 2 Pts paint missed (2 Out)			
00:00				8 SILVA RAMOS R Defensive Rebound



## PLAY BY PLAY

文字比分播报

GER 62 vs 32 BRA

Attendance: 2443

Scoring by 5 min intervals:		Q1		Q2		Q3		Q4	
GER		4	17	30	34	44	50	58	62
BRA		6	6	8	12	16	20	24	32

### FIRST QUARTER

#### Quarter Starters:

**GER** 6 KUES S                      8 ZEYEN A                      9 SEIFERT N                      12 BUTTERBRODT M                      15 MOHNEN M  
**BRA** 4 REIS C                      6 MAFRA N                      7 FARIAS AC                      9 MARTINS LS                      11 MORAES J

Game Time	GER - Germany	Score	Lead	BRA - Brazil
10:00	6 KUES S Player IN <<----			
10:00	8 ZEYEN A Player IN <<----			
10:00	9 SEIFERT N Player IN <<----			
10:00	12 BUTTERBRODT M Player IN <<----			
10:00	15 MOHNEN M Player IN <<----			
10:00				4 REIS C Player IN <<----
10:00				6 MAFRA N Player IN <<----
10:00				7 FARIAS AC Player IN <<----
10:00				9 MARTINS LS Player IN <<----
10:00				11 MORAES J Player IN <<----
10:00	12 BUTTERBRODT M Tap off won			4 REIS C Tap off lost
09:39	12 BUTTERBRODT M Assist			
09:42	15 MOHNEN M 2-Pts paint made (2 In)	2-0	+2	
09:29				9 MARTINS LS 2 Pts paint missed (2 Out)
09:29	Defensive Rebound			
09:13	12 BUTTERBRODT M 2 Pts paint missed (2 Out)			
09:11				7 FARIAS AC Defensive Rebound
08:59				11 MORAES J 2 Pts paint missed (2 Out)
08:57	12 BUTTERBRODT M Defensive Rebound			
08:48	8 ZEYEN A 2 Pts paint missed (2 Out)			
08:46				6 MAFRA N Defensive Rebound
08:26				11 MORAES J Assist
08:32		2-2	0	4 REIS C 2-Pts paint made (2 In)
08:20				4 REIS C Personal foul
08:20	12 BUTTERBRODT M Foul On			
08:14				4 REIS C Personal foul
08:14	12 BUTTERBRODT M Foul On			
08:08	12 BUTTERBRODT M Turnover			
07:50				11 MORAES J Assist
07:52		2-4	-2	9 MARTINS LS 2-Pts paint made (2 In)
07:30	15 MOHNEN M 2 Pts paint missed (2 Out)			
07:24				9 MARTINS LS Defensive Rebound
07:21	8 ZEYEN A Personal foul			
07:21				11 MORAES J Foul On



## PLAY BY PLAY

文字比分播报

GER 62 vs 32 BRA

Attendance: 2443

Game Time	GER - Germany	Score	Lead	BRA - Brazil
07:07				11 MORAES J Assist
07:08		2-6	-4	9 MARTINS LS 2-Pts paint made (2 In)
06:48	6 KUES S 2 Pts paint missed (2 Out)			
06:46				11 MORAES J Defensive Rebound
06:46				11 MORAES J 2-Pts missed (2 out)
06:46	6 KUES S Defensive Rebound			
06:30	6 KUES S Turnover			
06:17				9 MARTINS LS 2 Pts paint missed (2 Out)
06:13	15 MOHNEN M Defensive Rebound			
05:53	8 ZEYEN A 2-Pts missed (2 out)			
05:53				Defensive Rebound
05:53	Time out			
05:34				9 MARTINS LS 2 Pts paint missed (2 Out)
05:32	9 SEIFERT N Defensive Rebound			
05:26				11 MORAES J Personal foul
05:26	15 MOHNEN M Foul On			
05:16	15 MOHNEN M Assist			
05:18	8 ZEYEN A 2-Pts paint made (2 In)	4-6	-2	
05:04				11 MORAES J Turnover
05:04	9 SEIFERT N Steal			
04:50	9 SEIFERT N Assist			
04:50	15 MOHNEN M 2-Pts made (2 In)	6-6	0	
04:50				Time out
04:26				9 MARTINS LS Turnover
04:26	15 MOHNEN M Steal			
04:09				7 FARIAS AC Personal foul
04:09	12 BUTTERBRODT M Foul On			
04:04	12 BUTTERBRODT M 2 Pts paint missed (2 Out)			
04:04				Defensive Rebound
03:41				6 MAFRA N 2 Pts paint missed (2 Out)
03:35	15 MOHNEN M Blocked Shot			
03:38	6 KUES S Defensive Rebound			
03:34	9 SEIFERT N 2-Pts paint made (2 In)	8-6	+2	
03:34				4 REIS C Personal foul
03:34	9 SEIFERT N Foul On			
03:33	9 SEIFERT N Free Throw missed (1 Out)			
03:30				4 REIS C Defensive Rebound
03:21				9 MARTINS LS Offensive foul
03:21				9 MARTINS LS Turnover
03:21	6 KUES S Foul On			
03:21	6 KUES S Steal			
03:21	9 SEIFERT N Player OUT ---->>			





## PLAY BY PLAY

文字比分播报

GER 62 vs 32 BRA

Attendance: 2443

Game Time	GER - Germany	Score	Lead	BRA - Brazil
03:21	5 MEITNER B Player IN <<----			
03:06	15 MOHNEN M 2 Pts paint missed (2 Out)			
03:02				4 REIS C Defensive Rebound
02:43				11 MORAES J 2-Pts missed (2 out)
02:42	15 MOHNEN M Defensive Rebound			
02:26	5 MEITNER B Assist			
02:28	15 MOHNEN M 2-Pts paint made (2 In)	10-6	+4	
02:20				9 MARTINS LS Turnover
02:01	12 BUTTERBRODT M Assist			
02:03	15 MOHNEN M 2-Pts paint made (2 In)	12-6	+6	
01:36				11 MORAES J 2-Pts missed (2 out)
01:35	12 BUTTERBRODT M Defensive Rebound			
01:17	15 MOHNEN M Assist			
01:19	6 KUES S 2-Pts paint made (2 In)	14-6	+8	
00:57				6 MAFRA N Turnover
00:34	8 ZEYEN A Assist			
00:36	15 MOHNEN M 2-Pts paint made (2 In)	16-6	+10	
00:13				11 MORAES J Turnover
00:13	15 MOHNEN M Steal			
00:03				6 MAFRA N Personal foul
00:03	12 BUTTERBRODT M Foul On			
00:03	12 BUTTERBRODT M Free Throw made (1 In)	17-6	+11	
00:02	12 BUTTERBRODT M Free Throw missed (1 Out)			
00:00	15 MOHNEN M Offensive Rebound			
00:00	15 MOHNEN M 2 Pts paint missed (2 Out)			
00:00				Defensive Rebound

## SECOND QUARTER

### Quarter Starters:

GER 15 MOHNEN M      14 KAHL A      5 MEITNER B      8 ZEYEN A      6 KUES S  
BRA 6 MAFRA N      9 MARTINS LS      4 REIS C      7 FARIAS AC      11 MORAES J

Game Time	GER - Germany	Score	Lead	BRA - Brazil
10:00	15 MOHNEN M Player IN <<----			
10:00	14 KAHL A Player IN <<----			
10:00	5 MEITNER B Player IN <<----			
10:00	8 ZEYEN A Player IN <<----			
10:00	6 KUES S Player IN <<----			
10:00				6 MAFRA N Player IN <<----
10:00				9 MARTINS LS Player IN <<----
10:00				4 REIS C Player IN <<----
10:00				7 FARIAS AC Player IN <<----
10:00				4 REIS C Tap off situation, throw-in



## PLAY BY PLAY

文字比分播报

GER 62 vs 32 BRA

Attendance: 2443

Game Time	GER - Germany	Score	Lead	BRA - Brazil
09:50	5 MEITNER B Turnover			
09:40				11 MORAES J Player IN <<----
09:27				11 MORAES J 2-Pts missed (2 out)
09:25	5 MEITNER B Defensive Rebound			
09:06	15 MOHNEN M 2-Pts made (2 In)	19-6	+13	
08:56	5 MEITNER B Personal foul			
08:56				11 MORAES J Foul On
08:40				11 MORAES J 2-Pts missed (2 out)
08:40	Defensive Rebound			
08:25	14 KAHL A 2-Pts missed (2 out)			
08:23	14 KAHL A Offensive Rebound			
08:21	14 KAHL A 2-Pts paint made (2 In)	21-6	+15	
07:51				4 REIS C 2 Pts paint missed (2 Out)
07:49	5 MEITNER B Defensive Rebound			
07:39	5 MEITNER B Assist			
07:43	14 KAHL A 2-Pts paint made (2 In)	23-6	+17	
06:59		23-8	+15	9 MARTINS LS 2-Pts made (2 In)
06:58	14 KAHL A Turnover			
06:40				11 MORAES J 2-Pts missed (2 out)
06:38	6 KUES S Defensive Rebound			
06:23	8 ZEYEN A Assist			
06:23	15 MOHNEN M 2-Pts paint made (2 In)	25-8	+17	
06:23				11 MORAES J Personal foul
06:23	15 MOHNEN M Foul On			
06:23	15 MOHNEN M Free Throw made (1 In)	26-8	+18	
06:03				11 MORAES J 2-Pts missed (2 out)
06:00	6 KUES S Defensive Rebound			
05:50	14 KAHL A 2 Pts paint missed (2 Out)			
05:46	14 KAHL A Offensive Rebound			
05:46	14 KAHL A 2-Pts paint made (2 In)	28-8	+20	
05:33				9 MARTINS LS 2 Pts paint missed (2 Out)
05:31	14 KAHL A Defensive Rebound			
05:18	6 KUES S Assist			
05:20	15 MOHNEN M 2-Pts paint made (2 In)	30-8	+22	
04:59				11 MORAES J 2-Pts missed (2 out)
04:57	15 MOHNEN M Defensive Rebound			
04:39	14 KAHL A 2-Pts missed (2 out)			
04:37				4 REIS C Defensive Rebound
04:24	14 KAHL A Personal foul			
04:24				9 MARTINS LS Foul On
04:24	15 MOHNEN M Player OUT ---->>			
04:24	5 MEITNER B Player OUT ---->>			



## PLAY BY PLAY

文字比分播报

GER 62 vs 32 BRA

Attendance: 2443

Game Time	GER - Germany	Score	Lead	BRA - Brazil
04:24	10 SCHUNEMANN G Player IN <<----			
04:24	11 SCHRATZ N Player IN <<----			
04:24				6 MAFRA N Player OUT ---->>
04:24				8 SILVA RAMOS R Player IN <<----
04:12	14 KAHL A Steal			
04:12				9 MARTINS LS Turnover
04:02	11 SCHRATZ N 2 Pts paint missed (2 Out)			
04:00				4 REIS C Defensive Rebound
03:51				11 MORAES J 2 Pts paint missed (2 Out)
03:49	14 KAHL A Defensive Rebound			
03:40	6 KUES S 2-Pts missed (2 out)			
03:36				4 REIS C Defensive Rebound
03:29		30-10	+20	11 MORAES J 2-Pts paint made (2 In)
03:29	11 SCHRATZ N Personal foul			
03:29				11 MORAES J Foul On
03:28				11 MORAES J Free Throw missed (1 Out)
03:19				11 MORAES J Turnover
03:11	14 KAHL A 2-Pts missed (2 out)			
03:03				8 SILVA RAMOS R Defensive Rebound
03:01	11 SCHRATZ N Personal foul			
03:01				11 MORAES J Foul On
02:47				11 MORAES J 2-Pts missed (2 out)
02:45	6 KUES S Defensive Rebound			
02:30	6 KUES S Turnover			
02:23	11 SCHRATZ N Personal foul			
02:23				11 MORAES J Foul On
02:23				11 MORAES J Free Throw missed (1 Out)
02:22				11 MORAES J Free Throw missed (1 Out)
02:22				Offensive Rebound
02:07				11 MORAES J 2-Pts missed (2 out)
01:39				7 FARIAS AC Offensive Rebound
01:37				7 FARIAS AC 2 Pts paint missed (2 Out)
01:37				7 FARIAS AC Offensive Rebound
01:37				11 MORAES J Turnover
01:12	8 ZEYEN A Assist			
01:14	14 KAHL A 2-Pts paint made (2 In)	32-10	+22	
00:50				11 MORAES J Assist
00:52		32-12	+20	9 MARTINS LS 2-Pts paint made (2 In)
00:36	10 SCHUNEMANN G 2 Pts paint missed (2 Out)			
00:34	10 SCHUNEMANN G Offensive Rebound			
00:34	10 SCHUNEMANN G 2-Pts paint made (2 In)	34-12	+22	
00:18				7 FARIAS AC 2 Pts paint missed (2 Out)



## PLAY BY PLAY

文字比分播报

GER 62 vs 32 BRA

Attendance: 2443

Game Time	GER - Germany	Score	Lead	BRA - Brazil
00:16	8 ZEYEN A Defensive Rebound			
00:08	11 SCHRATZ N 2 Pts paint missed (2 Out)			
00:00				8 SILVA RAMOS R Defensive Rebound

### THIRD QUARTER

#### Quarter Starters:

**GER** 7 MULLER EA      8 ZEYEN A      9 SEIFERT N      10 SCHUNEMANN G      12 BUTTERBRODT M  
**BRA** 9 MARTINS LS      4 REIS C      6 MAFRA N      11 MORAES J      7 FARIAS AC

Game Time	GER - Germany	Score	Lead	BRA - Brazil
10:00	7 MULLER EA Player IN <<----			
10:00	8 ZEYEN A Player IN <<----			
10:00	9 SEIFERT N Player IN <<----			
10:00	10 SCHUNEMANN G Player IN <<----			
10:00	12 BUTTERBRODT M Player IN <<----			
10:00				9 MARTINS LS Player IN <<----
10:00				4 REIS C Player IN <<----
10:00				6 MAFRA N Player IN <<----
10:00				11 MORAES J Player IN <<----
10:00				7 FARIAS AC Player IN <<----
00:00	9 SEIFERT N Tap off situation, throw-in			
09:45	12 BUTTERBRODT M Assist			
09:46	8 ZEYEN A 2-Pts paint made (2 In)	36-12	+24	
09:21				11 MORAES J Turnover
08:58	12 BUTTERBRODT M 2-Pts paint made (2 In)	38-12	+26	
08:34				9 MARTINS LS Fast Break
08:30		38-14	+24	9 MARTINS LS 2-Pts paint made (2 In)
08:17	7 MULLER EA 2 Pts paint missed (2 Out)			
08:17	12 BUTTERBRODT M Offensive Rebound			
08:17	12 BUTTERBRODT M Foul On			
08:17				9 MARTINS LS Personal foul
08:17	12 BUTTERBRODT M Offensive Rebound			
08:17	12 BUTTERBRODT M Free Throw made (1 In)	39-14	+25	
08:17	12 BUTTERBRODT M Free Throw missed (1 Out)			
08:16				9 MARTINS LS Defensive Rebound
08:12				4 REIS C Turnover
07:55	7 MULLER EA Assist			
07:57	10 SCHUNEMANN G 2-Pts made (2 In)	41-14	+27	
07:32				11 MORAES J 3-Pts missed (3 Out)
07:32	Defensive Rebound			
07:14	10 SCHUNEMANN G 2-Pts missed (2 out)			
07:11				9 MARTINS LS Defensive Rebound
06:58				6 MAFRA N 2 Pts paint missed (2 Out)



## PLAY BY PLAY

文字比分播报

GER 62 vs 32 BRA

Attendance: 2443

Game Time	GER - Germany	Score	Lead	BRA - Brazil
06:56	10 SCHUNEMANN G Defensive Rebound			
06:36	9 SEIFERT N Assist			
06:37	12 BUTTERBRODT M 2-Pts paint made (2 In)	43-14	+29	
06:13				11 MORAES J 2-Pts missed (2 out)
06:11	10 SCHUNEMANN G Defensive Rebound			
06:03				6 MAFRA N Personal foul
06:03	9 SEIFERT N Foul On			
06:03	8 ZEYEN A Player OUT ---->>			
06:03	4 KAUTZ B Player IN <<----			
06:03	9 SEIFERT N Free Throw missed (1 Out)			
06:03	9 SEIFERT N Free Throw made (1 In)	44-14	+30	
05:56				11 MORAES J Offensive foul
05:56				11 MORAES J Turnover
05:56	4 KAUTZ B Foul On			
05:56	4 KAUTZ B Steal			
05:56	10 SCHUNEMANN G Turnover			
05:56				9 MARTINS LS Steal
05:21		44-16	+28	6 MAFRA N 2-Pts made (2 In)
05:00	9 SEIFERT N 2-Pts missed (2 out)			
04:57				4 REIS C Defensive Rebound
04:49	12 BUTTERBRODT M Personal foul			
04:49				9 MARTINS LS Foul On
04:38				11 MORAES J 2-Pts missed (2 out)
04:36				4 REIS C Offensive Rebound
04:33				4 REIS C 2 Pts paint missed (2 Out)
04:31	12 BUTTERBRODT M Defensive Rebound			
04:16	10 SCHUNEMANN G 2-Pts made (2 In)	46-16	+30	
04:04	10 SCHUNEMANN G Player OUT ---->>			
04:04	14 KAHL A Player IN <<----			
03:54				11 MORAES J 2-Pts missed (2 out)
03:51	7 MULLER EA Defensive Rebound			
03:34	14 KAHL A 2 Pts paint missed (2 Out)			
03:31	4 KAUTZ B Offensive Rebound			
03:17	12 BUTTERBRODT M 2 Pts paint missed (2 Out)			
03:14				6 MAFRA N Defensive Rebound
03:11	4 KAUTZ B Personal foul			
03:11				9 MARTINS LS Foul On
02:58		46-18	+28	11 MORAES J 2-Pts made (2 In)
02:58	14 KAHL A Personal foul			
02:58				4 REIS C Foul On
02:46				11 MORAES J 2-Pts missed (2 out)
02:44	12 BUTTERBRODT M Defensive Rebound			



## PLAY BY PLAY

文字比分播报

GER 62 vs 32 BRA

Attendance: 2443

Game Time	GER - Germany	Score	Lead	BRA - Brazil
02:34	7 MULLER EA 2 Pts paint missed (2 Out)			
02:31				7 FARIAS AC Defensive Rebound
02:29				6 MAFRA N Offensive foul
02:29				6 MAFRA N Turnover
02:29	7 MULLER EA Foul On			
02:29	7 MULLER EA Steal			
02:12	14 KAHL A 2-Pts paint made (2 In)	48-18	+30	
01:52				11 MORAES J 2 Pts paint missed (2 Out)
01:50				11 MORAES J Offensive Rebound
01:46		48-20	+28	11 MORAES J 2-Pts made (2 In)
01:24	7 MULLER EA 2-Pts missed (2 out)			
01:22				4 REIS C Defensive Rebound
01:10				9 MARTINS LS 2-Pts missed (2 out)
01:08	12 BUTTERBRODT M Defensive Rebound			
00:51	7 MULLER EA 2-Pts made (2 In)	50-20	+30	
00:30				11 MORAES J 2-Pts missed (2 out)
00:27	12 BUTTERBRODT M Defensive Rebound			
00:11	7 MULLER EA Turnover			
00:02				11 MORAES J 3-Pts missed (3 Out)
00:00	12 BUTTERBRODT M Defensive Rebound			

## FOURTH QUARTER

### Quarter Starters:

GER

BRA

Game Time	GER - Germany	Score	Lead	BRA - Brazil
10:00				6 MAFRA N Player IN <<----
10:00				11 MORAES J Player IN <<----
10:00				10 SANTOS MA Player IN <<----
10:00				4 REIS C Player IN <<----
10:00				7 FARIAS AC Player IN <<----
10:00	4 KAUTZ B Player IN <<----			
10:00	9 SEIFERT N Player IN <<----			
10:00	12 BUTTERBRODT M Player IN <<----			
10:00	15 MOHNEN M Player IN <<----			
10:00	11 SCHRATZ N Player IN <<----			
09:55				11 MORAES J Tap off situation, throw-in
09:42				11 MORAES J 2-Pts missed (2 out)
09:40	15 MOHNEN M Defensive Rebound			
09:16	15 MOHNEN M 2-Pts missed (2 out)			
09:12				4 REIS C Defensive Rebound
08:54				11 MORAES J 2-Pts missed (2 out)



## PLAY BY PLAY

文字比分播报

GER 62 vs 32 BRA

Attendance: 2443

Game Time	GER - Germany	Score	Lead	BRA - Brazil
08:54	Defensive Rebound			
08:39	4 KAUTZ B 2 Pts paint missed (2 Out)			
08:36				10 SANTOS MA Defensive Rebound
08:16				11 MORAES J Assist
08:19		50-22	+28	6 MAFRA N 2-Pts paint made (2 In)
08:06	9 SEIFERT N Turnover			
07:51				6 MAFRA N 2-Pts missed (2 out)
07:49	12 BUTTERBRODT M Defensive Rebound			
07:49				6 MAFRA N Personal foul
07:49	4 KAUTZ B Foul On			
07:27	15 MOHNEN M Assist			
07:30	12 BUTTERBRODT M 2-Pts paint made (2 In)	52-22	+30	
07:18	11 SCHRATZ N Personal foul			
07:18				11 MORAES J Foul On
07:04				11 MORAES J 2-Pts missed (2 out)
07:02	15 MOHNEN M Defensive Rebound			
06:53	11 SCHRATZ N Assist			
06:55	12 BUTTERBRODT M 2-Pts paint made (2 In)	54-22	+32	
06:42	11 SCHRATZ N Personal foul			
06:42				11 MORAES J Foul On
06:42	11 SCHRATZ N Player OUT ---->>			
06:42	12 BUTTERBRODT M Player OUT ---->>			
06:42	5 MEITNER B Player IN <<----			
06:42	10 SCHUNEMANN G Player IN <<----			
06:31				10 SANTOS MA 2-Pts missed (2 out)
06:29	15 MOHNEN M Defensive Rebound			
06:15	15 MOHNEN M 2 Pts paint missed (2 Out)			
06:13	15 MOHNEN M Offensive Rebound			
06:13	15 MOHNEN M 2-Pts paint made (2 In)	56-22	+34	
05:56		56-24	+32	11 MORAES J 2-Pts paint made (2 In)
05:36	5 MEITNER B Assist			
05:38	15 MOHNEN M 2-Pts paint made (2 In)	58-24	+34	
05:17				4 REIS C 2 Pts paint missed (2 Out)
05:15	10 SCHUNEMANN G Defensive Rebound			
04:55	10 SCHUNEMANN G 3-Pts missed (3 Out)			
04:49				4 REIS C Offensive Rebound
04:45	10 SCHUNEMANN G 2-Pts missed (2 out)			
04:40				4 REIS C Defensive Rebound
04:32		58-26	+32	11 MORAES J 2-Pts paint made (2 In)
04:03	9 SEIFERT N Assist			
04:06	10 SCHUNEMANN G 2-Pts paint made (2 In)	60-26	+34	
03:49				11 MORAES J 2 Pts paint missed (2 Out)



## PLAY BY PLAY

文字比分播报

GER 62 vs 32 BRA

Attendance: 2443

Game Time	GER - Germany	Score	Lead	BRA - Brazil
03:47	10 SCHUNEMANN G Defensive Rebound			
03:33	5 MEITNER B Turnover			
03:33				10 SANTOS MA Steal
03:25	10 SCHUNEMANN G Personal foul			
03:25				6 MAFRA N Foul On
03:25	Time out			
03:25	4 KAUTZ B Player OUT ---->>			
03:25	13 BEHRENS A Player IN <<----			
03:17	15 MOHNEN M Personal foul			
03:17				10 SANTOS MA Foul On
03:17				10 SANTOS MA Free Throw missed (1 Out)
03:17		60-27	+33	10 SANTOS MA Free Throw made (1 In)
03:05	9 SEIFERT N Assist			
03:07	15 MOHNEN M 2-Pts paint made (2 In)	62-27	+35	
02:36				11 MORAES J 2-Pts missed (2 out)
02:34	10 SCHUNEMANN G Defensive Rebound			
02:26	9 SEIFERT N 2 Pts paint missed (2 Out)			
02:23				11 MORAES J Defensive Rebound
02:04				11 MORAES J Assist
02:06		62-29	+33	6 MAFRA N 2-Pts made (2 In)
01:49	Time out			
01:39	10 SCHUNEMANN G Turnover			
01:33	15 MOHNEN M Personal foul			
01:33				11 MORAES J Foul On
01:33				11 MORAES J Free Throw missed (1 Out)
01:33		62-30	+32	11 MORAES J Free Throw made (1 In)
01:15	15 MOHNEN M 2 Pts paint missed (2 Out)			
01:09				11 MORAES J Defensive Rebound
01:07	15 MOHNEN M Personal foul			
01:07				6 MAFRA N Foul On
01:07				6 MAFRA N Free Throw missed (1 Out)
01:07				6 MAFRA N Free Throw missed (1 Out)
01:03	15 MOHNEN M Defensive Rebound			
00:49	10 SCHUNEMANN G 3-Pts missed (3 Out)			
00:46	5 MEITNER B Offensive Rebound			
00:37	15 MOHNEN M 3-Pts missed (3 Out)			
00:35	10 SCHUNEMANN G Offensive Rebound			
00:35	10 SCHUNEMANN G Turnover			
00:24				11 MORAES J Assist
00:24		62-32	+30	10 SANTOS MA 2-Pts paint made (2 In)
00:00	5 MEITNER B 2 Pts paint missed (2 Out)			
00:00				10 SANTOS MA Defensive Rebound





USTB GYMNASIUM  
北京科技大学体育馆

SUN 星期日  
7 SEP 2008  
15:30

WHEELCHAIR BASKETBALL  
轮椅篮球

WOMEN  
女子

PRELIMINARIES GROUP A - GAME 6  
预赛 组 A - 场 6



### PLAY BY PLAY

文字比分播报

**GER 62 vs 32 BRA**

**Attendance: 2443**

Game Time	GER - Germany	Score	Lead	BRA - Brazil
-----------	---------------	-------	------	--------------



## RESULTS

比赛成绩

### GER 34 vs 12 BRA

Attendance: 2443

Referee: WALLAART Edwin Frank (NED)

Commissioner: COSSAER Dirk Lodewijk M (BEL)

Umpires: SALGUERO Cristian Ariel (ARG); SAUNDERS Charles David (RSA)

Classifier:

		Q1		Q2	
Scoring by 5 min intervals:	GER	4	17	30	34
	BRA	6	6	8	12

#### GER - GERMANY

No.	Name	Sport Class	MIN	Field Goals		2 Points		3 Points		Free Throws		Rebounds			AS	TO	ST	BS	PF	FO	PTS
				M/A	%	M/A	%	M/A	%	M/A	%	OR	DR	TOT							
*6	KUES Simone	1.0	20:00	1/3	33	1/3	33					5	5	1	2	1				1	2
*8	ZEYEN Annika	1.5	20:00	1/3	33	1/3	33					1	1	3					1		2
*9	SEIFERT Nicole	1.5	06:39	1/1	100	1/1	100			0/1	0	1	1	1		1				1	2
*12	BUTTERBRODT Maren	4.5	10:00	0/2	0	0/2	0			1/2	50	2	2	2	1					4	1
*15	MOHNEN Marina	4.5	15:36	8/11	73	8/11	73			1/1	100	1	3	4	2		2	1		2	17
4	KAUTZ Britta	1.0	00:00																		0
5	MEITNER Birgit	2.5	08:57									2	2	2	1				1		0
7	MULLER Edina Anita	2.0	00:00																		0
10	SCHUNEMANN Gesche	4.5	04:24	1/2	50	1/2	50					1	1								2
11	SCHRATZ Nora	2.5	04:24	0/2	0	0/2	0												3		0
13	BEHRENS Alke	1.0	00:00																		0
14	KAHL Annette (C)	4.5	10:00	4/8	50	4/8	50					2	2	4		1	1		1		8
Team/Coach																					
<b>Totals</b>				16/32	50	16/32	50			2/4	50	4	18	22	11	5	5	1	6	8	34
Coach		GLINICKI Holger Ingo																			
Assistant Coach		RICHARZ Peter																			

#### BRA - BRAZIL

No.	Name	Sport Class	MIN	Field Goals		2 Points		3 Points		Free Throws		Rebounds			AS	TO	ST	BS	PF	FO	PTS
				M/A	%	M/A	%	M/A	%	M/A	%	OR	DR	TOT							
*4	REIS Cleonete	2.0	20:00	1/2	50	1/2	50					5	5						2		2
*6	MAFRA Naildes	2.0	15:36	0/1	0	0/1	0					1	1		1				1		0
*7	FARIAS Andreia Cristina	1.0	20:00	0/2	0	0/2	0					2	1	3					1		0
*9	MARTINS Lia Soares	4.5	20:00	4/8	50	4/8	50					1	1		4				2	1	8
*11	MORAES Jucilene	4.0	19:40	1/13	8	1/13	8			0/3	0	1	1	4	4				2	5	2
5	COSTA Debora	4.0	00:00																		0
8	SILVA RAMOS Rosalia	2.0	04:24									2	2								0
10	SANTOS Monica Andrade	4.5	00:00																		0
12	PANTOJA Ozineide	2.5	00:00																		0
13	GOMES Elizabeth	1.0	00:00																		0
14	FERRAO Helena	4.0	00:00																		0
15	ALMEIDA Vileide	4.5	00:00																		0
Team/Coach																					
<b>Totals</b>				6/26	23	6/26	23			0/3	0	3	14	17	4	9			8	6	12
Coach		CORREA Wilson																			
Assistant Coach		LEMOIS Mauricio																			

	GER	BRA
Points from Turnovers	9	2
Points in the Paint	28	10
Second Chance Points	6	0
Fast Break Points	0	0

	GER	BRA
Biggest Lead	22	4
Biggest Scoring Run	21-0(23-6)	6-0(2-6)
Lead Changes	3	
Times Tied	2	

#### Legend:

%	Shooting Percentage	(C)	Captain	*	Starters	AS	Assists
BS	Blocked Shots	DR	Defensive Rebounds	FO	Fouls On	M/A	Made/Attempts
MIN	Minutes Played	OR	Offensive Rebounds	PF	Fouls	PTS	Points
Qx	Quarter Time	ST	Steals	TO	Turnovers	TOT	Total Rebounds



## RESULTS

比赛成绩

### GER 62 vs 32 BRA

Attendance: 2443

Referee: WALLAART Edwin Frank (NED)

Commissioner: COSSAER Dirk Lodewijk M (BEL)

Umpires: SALGUERO Cristian Ariel (ARG); SAUNDERS Charles David (RSA)

Classifier:

		Q1		Q2		Q3		Q4	
Scoring by 5 min intervals:	GER	4	17	30	34	44	50	58	62
	BRA	6	6	8	12	16	20	24	32

#### GER - GERMANY

No.	Name	Sport Class	MIN	Field Goals		2 Points		3 Points		Free Throws		Rebounds			AS	TO	ST	BS	PF	FO	PTS
				M/A	%	M/A	%	M/A	%	M/A	%	OR	DR	TOT							
*6	KUES Simone	1.0	20:00	1/3	33	1/3	33					5	5	1	2	1				1	2
*8	ZEYEN Annika	1.5	23:57	2/4	50	2/4	50					1	1	3					1		4
*9	SEIFERT Nicole	1.5	26:39	1/3	33	1/3	33			1/3	33	1	1	4	1	1				2	3
*12	BUTTERBRODT Maren	4.5	23:18	4/7	57	4/7	57			2/4	50	2	8	10	3	1			1	5	10
*15	MOHNEN Marina	4.5	25:36	11/18	61	11/17	65	0/1	0	1/1	100	2	7	9	3		2	1	3	2	23
4	KAUTZ Britta	1.0	12:38	0/1	0	0/1	0					1		1			1		1	2	0
5	MEITNER Birgit	2.5	15:39	0/1	0	0/1	0					1	2	3	3	2			1		0
7	MULLER Edina Anita	2.0	10:00	1/4	25	1/4	25						1	1	1	1	1			1	2
10	SCHUNEMANN Gesche	4.5	17:02	4/9	44	4/7	57	0/2	0			2	5	7		3			1		8
11	SCHRATZ Nora	2.5	07:42	0/2	0	0/2	0								1				5		0
13	BEHRENS Alke	1.0	03:25																		0
14	KAHL Annette (C)	4.5	14:04	5/10	50	5/10	50					2	2	4		1	1		2		10
Team/Coach																					
<b>Totals</b>				29/62	47	29/59	49	0/3	0	4/8	50	10	36	46	19	11	7	1	15	13	62
Coach		GLINICKI Holger Ingo																			
Assistant Coach		RICHARZ Peter																			

#### BRA - BRAZIL

No.	Name	Sport Class	MIN	Field Goals		2 Points		3 Points		Free Throws		Rebounds			AS	TO	ST	BS	PF	FO	PTS
				M/A	%	M/A	%	M/A	%	M/A	%	OR	DR	TOT							
*4	REIS Cleonete	2.0	40:00	1/4	25	1/4	25					2	9	11		1			3	1	2
*6	MAFRA Naildes	2.0	35:36	3/6	50	3/6	50			0/2	0		2	2		2			4	2	6
*7	FARIAS Andreia Cristina	1.0	40:00	0/2	0	0/2	0					2	2	4					1		0
*9	MARTINS Lia Soares	4.5	30:00	5/10	50	5/10	50						3	3		4	1		2	3	10
*11	MORAES Jucilene	4.0	39:40	5/30	17	5/28	18	0/2	0	1/5	20	1	3	4	7	6			3	8	11
5	COSTA Debora	4.0	00:00																		0
8	SILVA RAMOS Rosalia	2.0	04:24										2	2							0
10	SANTOS Monica Andrade	4.5	10:00	1/2	50	1/2	50			1/2	50		2	2			1			1	3
12	PANTOJA Ozineide	2.5	00:00																		0
13	GOMES Elizabeth	1.0	00:00																		0
14	FERRAO Helena	4.0	00:00																		0
15	ALMEIDA Vileide	4.5	00:00																		0
Team/Coach																					
<b>Totals</b>				15/54	28	15/52	29	0/2	0	2/9	22	6	26	32	7	13	2		13	15	32
Coach		CORREA Wilson																			
Assistant Coach		LEMOIS Mauricio																			

	GER	BRA
Points from Turnovers	15	6
Points in the Paint	48	20
Second Chance Points	10	2
Fast Break Points	0	2

	GER	BRA
Biggest Lead	35	4
Biggest Scoring Run	21-0(23-6)	6-0(2-6)
Lead Changes	3	
Times Tied	2	

#### Legend:

%	Shooting Percentage	(C)	Captain	*	Starters	AS	Assists
BS	Blocked Shots	DR	Defensive Rebounds	FO	Fouls On	M/A	Made/Attempts
MIN	Minutes Played	OR	Offensive Rebounds	OTx	Overtime	PF	Fouls
PTS	Points	Qx	Quarter Time	ST	Steals	TO	Turnovers
TOT	Total Rebounds						



## START LIST

首发名单

### BRA - AUS

**Referee:** VILJANEN Seppo Olavi (CZE)  
**Umpires:** HO Shuet Mei (SIN); RADOMSKY Ziv (ISR)

**Commissioner:** KERR Trevor Andrew (CAN)  
**Classifier:** DINH Trian Tan (FRA)

#### BRA - Brazil

No.	Name	Pos	Age	Sport Class	Current Games Statistics							
					PPG	FG%	3FG%	FT%	RPG	APG	MPG (GP)	
4	REIS Cleonete	F	31	2.0	2.0	25				11.0		40:00 (1)
5	COSTA Debora	G	19	4.0	0.0							00:00 (0)
6	MAFRA Naildes	F	30	2.0	6.0	50		0	2.0			35:36 (1)
7	FARIAS Andreia Cristina	F	22	1.0	0.0	0			4.0			40:00 (1)
8	SILVA RAMOS Rosalia	F	38	2.0	0.0				2.0			04:24 (1)
9	MARTINS Lia Soares	C	21	4.5	10.0	50			3.0			30:00 (1)
10	SANTOS Monica Andrade	C	29	4.5	3.0	50		50	2.0			10:00 (1)
11	MORAES Jucilene	G	29	4.0	11.0	17	0	20	4.0	7.0		39:40 (1)
12	PANTOJA Ozineide	C	36	2.5	0.0							00:00 (0)
13	GOMES Elizabeth	F	43	1.0	0.0							00:00 (0)
14	FERRAO Helena	F	31	4.0	0.0							00:00 (0)
15	ALMEIDA Vileide	C	16	4.5	0.0							00:00 (0)
Team			28.8		32.0	28	0	22	28.0	7.0		
<b>Coach</b>		CORREA Wilson										
<b>Assistant Coach</b>		LEMOS Mauricio										

BRA Played		
PR	GER	32-62
PR	GBR	09 SEP
PR	USA	11 SEP

#### AUS - Australia

No.	Name	Pos	Age	Sport Class	Current Games Statistics							
					PPG	FG%	3FG%	FT%	RPG	APG	MPG (GP)	
4	DOMASCHENZ Melanie	G	24	1.0	0.0	0						19:28 (1)
5	CRISPIN Cobi	F	19	4.0	16.0	62			8.0			15:00 (1)
6	KEAN Bridie	F	21	4.0	0.0				2.0			05:56 (1)
7	HALL Melanie	G	31	2.5	2.0	50				1.0		07:12 (1)
8	McKENZIE Tina	F	34	3.0	0.0				2.0	1.0		08:26 (1)
9	TESCH Liesl (C)	F	39	4.0	4.0	33			8.0	4.0		23:06 (1)
10	BURZYNSKI Clare	G	22	1.0	0.0				3.0	1.0		20:32 (1)
11	GAUCI Kylie	G	23	2.0	10.0	31	0	100	5.0	3.0		32:48 (1)
12	CHAPLIN Shelley	F	24	3.5	11.0	57		60	5.0			18:46 (1)
13	STEWART Sarah	F	32	3.0	10.0	50			4.0	2.0		28:08 (1)
14	HILL Katie	G	24	3.0	2.0	17			3.0	1.0		10:38 (1)
15	O'KELLY-KENNEDY K	C	22	4.0	4.0	29			3.0			10:00 (1)
Team			26.3		59.0	42	0	71	43.0	13.0		
<b>Coach</b>		HEWSON Gerry										
<b>Assistant Coach</b>		HEWISH Mark										

AUS Played		
PR	GBR	59-30
PR	USA	09 SEP
PR	GER	10 SEP

#### Legend:

3FG%	3 Field Goals %	APG	Assists per Game	C	Centre	F	Forward
FG%	Field Goals %	FT%	Free Throws %	G	Guard	GP	Games Played
MPG	Minutes Played per Game	Pos	Playing Position	PPG	Points per Game	PR	Preliminary Round
RPG	Rebounds per Game						



## PLAY BY PLAY

文字比分播报

**BRA 14 vs 37 AUS**

**Attendance: 7640**

Scoring by 5 min intervals:

	Q1		Q2	
BRA	2	4	10	14
AUS	11	20	31	37

### FIRST QUARTER

#### Quarter Starters:

**BRA** 4 REIS C                      6 MAFRA N                      7 FARIAS AC                      9 MARTINS LS                      11 MORAES J  
**AUS** 9 TESCH L                      10 BURZYNSKI C                      11 GAUCI K                      12 CHAPLIN S                      13 STEWART S

Game Time	BRA - Brazil	Score	Lead	AUS - Australia
10:00	Player IN <<<<<<			
10:00	4 REIS C Player IN <<<<<<			
10:00	6 MAFRA N Player IN <<<<<<			
10:00	7 FARIAS AC Player IN <<<<<<			
10:00	9 MARTINS LS Player IN <<<<<<			
10:00	11 MORAES J Player IN <<<<<<			
10:00				9 TESCH L Player IN <<<<<<
10:00				10 BURZYNSKI C Player IN <<<<<<
10:00				11 GAUCI K Player IN <<<<<<
10:00				12 CHAPLIN S Player IN <<<<<<
10:00				13 STEWART S Player IN <<<<<<
10:00	4 REIS C Tap off lost			9 TESCH L Tap off won
09:47	Tap off situation, throw-in			
09:09	11 MORAES J Turnover			
09:09				9 TESCH L Steal
09:01				11 GAUCI K 2 Pts paint missed (2 Out)
08:56				12 CHAPLIN S Offensive Rebound
08:56				12 CHAPLIN S 2 Pts paint missed (2 Out)
08:54				12 CHAPLIN S Offensive Rebound
08:54		0-2	-2	12 CHAPLIN S 2-Pts paint made (2 In)
08:22	4 REIS C 2 Pts paint missed (2 Out)			
08:19				13 STEWART S Defensive Rebound
08:19		0-4	-4	9 TESCH L 2-Pts paint made (2 In)
08:19	Time out			
07:55	9 MARTINS LS 2-Pts missed (2 out)			
07:54				Defensive Rebound
07:31				9 TESCH L 2 Pts paint missed (2 Out)
07:30				9 TESCH L Offensive Rebound
07:30		0-6	-6	9 TESCH L 2-Pts paint made (2 In)
07:04	9 MARTINS LS 2-Pts paint made (2 In)	2-6	-4	
06:40		2-8	-6	13 STEWART S 2-Pts paint made (2 In)
06:38				11 GAUCI K Assist
06:32				12 CHAPLIN S Steal
06:32	6 MAFRA N Turnover			



## PLAY BY PLAY

文字比分播报

**BRA 14 vs 37 AUS**

**Attendance: 7640**

Game Time	BRA - Brazil	Score	Lead	AUS - Australia
06:32	6 MAFRA N Personal foul			
06:32				12 CHAPLIN S Foul On
06:32		2-10	-8	12 CHAPLIN S 2-Pts paint made (2 In)
06:32		2-11	-9	12 CHAPLIN S Free Throw made (1 In)
06:26	4 REIS C Foul On			
06:26				13 STEWART S Personal foul
06:07	11 MORAES J 2-Pts missed (2 out)			
06:06	4 REIS C Offensive Rebound			
05:54	9 MARTINS LS 2 Pts paint missed (2 Out)			
05:52				10 BURZYNSKI C Defensive Rebound
05:41				13 STEWART S 2-Pts missed (2 out)
05:39	11 MORAES J Defensive Rebound			
05:35	11 MORAES J Turnover			
05:35				13 STEWART S Steal
05:35				10 BURZYNSKI C Turnover
05:35	9 MARTINS LS Steal			
05:18				13 STEWART S Personal foul
05:18	11 MORAES J Foul On			
05:18				13 STEWART S Player OUT ---->>
05:18				8 MCKENZIE T Player IN <<----
05:11	11 MORAES J 2-Pts missed (2 out)			
05:09				9 TESCH L Defensive Rebound
05:01	7 FARIAS AC Personal foul			
05:01				9 TESCH L Foul On
05:01				9 TESCH L Free Throw missed (1 Out)
05:01				9 TESCH L Free Throw missed (1 Out)
04:58				12 CHAPLIN S Offensive Rebound
04:44		2-13	-11	8 MCKENZIE T 2-Pts made (2 In)
04:43				12 CHAPLIN S Assist
04:18	6 MAFRA N 2-Pts missed (2 out)			
04:16				11 GAUCI K Defensive Rebound
04:03				10 BURZYNSKI C Turnover
03:40	11 MORAES J Turnover			
03:40				9 TESCH L Steal
03:32		2-15	-13	12 CHAPLIN S 2-Pts paint made (2 In)
03:31				11 GAUCI K Assist
03:17				9 TESCH L Player OUT ---->>
03:17				10 BURZYNSKI C Player OUT ---->>
03:17				4 DOMASCHENZ M Player IN <<----
03:17				5 CRISPIN C Player IN <<----
03:05	Turnover			
02:49	11 MORAES J Defensive Rebound			



## PLAY BY PLAY

文字比分播报

**BRA 14 vs 37 AUS**

**Attendance: 7640**

Game Time	BRA - Brazil	Score	Lead	AUS - Australia
02:49				11 GAUCI K 2-Pts missed (2 out)
02:44	9 MARTINS LS Turnover			
02:29				8 MCKENZIE T 2 Pts paint missed (2 Out)
02:26				4 DOMASCHENZ M Offensive Rebound
02:24				11 GAUCI K 2-Pts missed (2 out)
02:22	4 REIS C Defensive Rebound			
02:00	11 MORAES J 3-Pts missed (3 Out)			
01:59				5 CRISPIN C Defensive Rebound
01:53				11 GAUCI K 2 Pts paint missed (2 Out)
01:50	11 MORAES J Defensive Rebound			
01:48	9 MARTINS LS Turnover			
01:48				11 GAUCI K Player OUT ---->>
01:48				7 HALL M Player IN <<----
01:45	4 REIS C Personal foul			
01:45				5 CRISPIN C Foul On
01:45				5 CRISPIN C Free Throw missed (1 Out)
01:45		2-16	-14	5 CRISPIN C Free Throw made (1 In)
01:27	6 MAFRA N 2-Pts made (2 In)	4-16	-12	
01:26	11 MORAES J Assist			
01:06	9 MARTINS LS Defensive Rebound			
01:04				12 CHAPLIN S 2 Pts paint missed (2 Out)
00:55	7 FARIAS AC 2 Pts paint missed (2 Out)			
00:54				8 MCKENZIE T Defensive Rebound
00:54				12 CHAPLIN S Turnover
00:40	9 MARTINS LS 2 Pts paint missed (2 Out)			
00:39				7 HALL M Defensive Rebound
00:27		4-18	-14	7 HALL M 2-Pts made (2 In)
00:26				8 MCKENZIE T Assist
00:06	11 MORAES J Turnover			
00:01		4-20	-16	5 CRISPIN C 2-Pts made (2 In)

## SECOND QUARTER

### Quarter Starters:

**BRA** 4 REIS C                      7 FARIAS AC                      9 MARTINS LS                      11 MORAES J                      6 MAFRA N  
**AUS** 5 CRISPIN C                      7 HALL M                      8 MCKENZIE T                      4 DOMASCHENZ M                      14 HILL K

Game Time	BRA - Brazil	Score	Lead	AUS - Australia
10:00	4 REIS C Player IN <<----			
10:00	7 FARIAS AC Player IN <<----			
10:00	9 MARTINS LS Player IN <<----			
10:00	11 MORAES J Player IN <<----			
10:00				5 CRISPIN C Player IN <<----
10:00	6 MAFRA N Player IN <<----			



## PLAY BY PLAY

文字比分播报

**BRA 14 vs 37 AUS**

**Attendance: 7640**

Game Time	BRA - Brazil	Score	Lead	AUS - Australia
10:00				7 HALL M Player IN <<----
10:00				8 MCKENZIE T Player IN <<----
10:00				4 DOMASCHENZ M Player IN <<----
10:00				14 HILL K Player IN <<----
09:58				Tap off situation, throw-in
09:51		4-22	-18	5 CRISPIN C 2-Pts paint made (2 In)
09:40				14 HILL K Personal foul
09:40	9 MARTINS LS Foul On			
09:40	9 MARTINS LS Free Throw made (1 In)	5-22	-17	
09:39	9 MARTINS LS Free Throw missed (1 Out)			
09:36				8 MCKENZIE T Defensive Rebound
09:23	7 FARIAS AC Personal foul			
09:23				8 MCKENZIE T Foul On
09:11				14 HILL K 3-Pts missed (3 Out)
09:10	6 MAFRA N Defensive Rebound			
08:51	11 MORAES J 2-Pts missed (2 out)			
08:50				7 HALL M Defensive Rebound
08:43		5-24	-19	5 CRISPIN C 2-Pts paint made (2 In)
08:43	6 MAFRA N Personal foul			
08:43				5 CRISPIN C Foul On
08:42				5 CRISPIN C Free Throw missed (1 Out)
08:42				8 MCKENZIE T Offensive Rebound
08:42				5 CRISPIN C Turnover
08:42				4 DOMASCHENZ M Player OUT ---->>
08:42				5 CRISPIN C Player OUT ---->>
08:42				7 HALL M Player OUT ---->>
08:42				8 MCKENZIE T Player OUT ---->>
08:42				14 HILL K Player OUT ---->>
08:42				6 KEAN B Player IN <<----
08:42				11 GAUCI K Player IN <<----
08:42				13 STEWART S Player IN <<----
08:42				15 O'KELLY-KENNEDY K Player IN <<----
08:42				10 BURZYNSKI C Player IN <<----
08:23	4 REIS C 2 Pts paint missed (2 Out)			
08:23				Defensive Rebound
08:06		5-26	-21	6 KEAN B 2-Pts made (2 In)
08:04				11 GAUCI K Assist
07:43	11 MORAES J 2-Pts missed (2 out)			
07:37	Offensive Rebound			
07:21	6 MAFRA N 2 Pts paint missed (2 Out)			
07:19				15 O'KELLY-KENNEDY K Defensive Rebound
07:09	9 MARTINS LS Personal foul			





## PLAY BY PLAY

文字比分播报

**BRA 14 vs 37 AUS**

**Attendance: 7640**

Game Time	BRA - Brazil	Score	Lead	AUS - Australia
07:09				15 O'KELLY-KENNEDY K Foul On
07:09		5-27	-22	15 O'KELLY-KENNEDY K Free Throw made (1 In)
07:09		5-28	-23	15 O'KELLY-KENNEDY K Free Throw made (1 In)
06:52	4 REIS C Turnover			
06:52				11 GAUCI K Steal
06:48	9 MARTINS LS Personal foul			
06:48				13 STEWART S Foul On
06:48		5-29	-24	13 STEWART S Free Throw made (1 In)
06:47				13 STEWART S Free Throw missed (1 Out)
06:44	9 MARTINS LS Defensive Rebound			
06:25	11 MORAES J 2-Pts paint made (2 In)	7-29	-22	
06:25				11 GAUCI K Personal foul
06:25	11 MORAES J Foul On			
06:25	11 MORAES J Free Throw made (1 In)	8-29	-21	
05:59				11 GAUCI K 3-Pts missed (3 Out)
05:57				15 O'KELLY-KENNEDY K Offensive Rebound
05:57				15 O'KELLY-KENNEDY K 2 Pts paint missed (2 Out)
05:57	4 REIS C Personal foul			
05:57				15 O'KELLY-KENNEDY K Foul On
05:57		8-30	-22	15 O'KELLY-KENNEDY K Free Throw made (1 In)
05:57		8-31	-23	15 O'KELLY-KENNEDY K Free Throw made (1 In)
05:38	6 MAFRA N 2-Pts paint made (2 In)	10-31	-21	
05:38	11 MORAES J Assist			
05:15				15 O'KELLY-KENNEDY K 2 Pts paint missed (2 Out)
05:07	9 MARTINS LS Defensive Rebound			
05:01	11 MORAES J 2-Pts missed (2 out)			
04:57	7 FARIAS AC Offensive Rebound			
04:56	7 FARIAS AC Turnover			
04:56				13 STEWART S Steal
04:42				15 O'KELLY-KENNEDY K 2-Pts missed (2 out)
04:41	4 REIS C Defensive Rebound			
04:17	9 MARTINS LS 2-Pts made (2 In)	12-31	-19	
04:16	11 MORAES J Assist			
03:47				15 O'KELLY-KENNEDY K 2 Pts paint missed (2 Out)
03:45	9 MARTINS LS Defensive Rebound			
03:43	9 MARTINS LS 2 Pts paint missed (2 Out)			
03:43				15 O'KELLY-KENNEDY K Defensive Rebound
03:43	7 FARIAS AC Personal foul			
03:43				15 O'KELLY-KENNEDY K Foul On
03:43				11 GAUCI K Player OUT ---->>
03:43				15 O'KELLY-KENNEDY K Player OUT ---->>
03:43				10 BURZYNSKI C Player OUT ---->>



## PLAY BY PLAY

文字比分播报

**BRA 14 vs 37 AUS**

**Attendance: 7640**

Game Time	BRA - Brazil	Score	Lead	AUS - Australia
03:43				6 KEAN B Player OUT ---->>
03:43				9 TESCH L Player IN <<----
03:43				14 HILL K Player IN <<----
03:43				7 HALL M Player IN <<----
03:43				4 DOMASCHENZ M Player IN <<----
03:28				9 TESCH L Turnover
03:12	11 MORAES J 2-Pts paint made (2 In)	14-31	-17	
02:51				13 STEWART S 2-Pts missed (2 out)
02:49	9 MARTINS LS Defensive Rebound			
02:34	9 MARTINS LS 2 Pts paint missed (2 Out)			
02:33				13 STEWART S Defensive Rebound
02:22		14-33	-19	14 HILL K 2-Pts paint made (2 In)
01:53	Turnover			
01:53				Time out
01:38				13 STEWART S 2 Pts paint missed (2 Out)
01:36	6 MAFRA N Defensive Rebound			
01:17	9 MARTINS LS 2 Pts paint missed (2 Out)			
01:14				9 TESCH L Defensive Rebound
01:04		14-35	-21	9 TESCH L 2-Pts made (2 In)
00:50				14 HILL K Steal
00:50	11 MORAES J Turnover			
00:34		14-37	-23	9 TESCH L 2-Pts paint made (2 In)
00:32	9 MARTINS LS Turnover			
00:11				7 HALL M 2-Pts missed (2 out)
00:09	9 MARTINS LS Defensive Rebound			
00:01	9 MARTINS LS Turnover			
00:01				13 STEWART S Steal



## PLAY BY PLAY

文字比分播报

**BRA 30 vs 66 AUS**

**Attendance: 7640**

Scoring by 5 min intervals:		Q1		Q2		Q3		Q4	
BRA		2	4	10	14	22	25	25	30
AUS		11	20	31	37	46	48	52	66

### FIRST QUARTER

#### Quarter Starters:

**BRA** 4 REIS C                      6 MAFRA N                      7 FARIAS AC                      9 MARTINS LS                      11 MORAES J  
**AUS** 9 TESCH L                      10 BURZYNSKI C                      11 GAUCI K                      12 CHAPLIN S                      13 STEWART S

Game Time	BRA - Brazil	Score	Lead	AUS - Australia
10:00	Player IN <<-----			
10:00	4 REIS C Player IN <<-----			
10:00	6 MAFRA N Player IN <<-----			
10:00	7 FARIAS AC Player IN <<-----			
10:00	9 MARTINS LS Player IN <<-----			
10:00	11 MORAES J Player IN <<-----			
10:00				9 TESCH L Player IN <<-----
10:00				10 BURZYNSKI C Player IN <<-----
10:00				11 GAUCI K Player IN <<-----
10:00				12 CHAPLIN S Player IN <<-----
10:00				13 STEWART S Player IN <<-----
10:00	4 REIS C Tap off lost			9 TESCH L Tap off won
09:47	Tap off situation, throw-in			
09:09	11 MORAES J Turnover			
09:09				9 TESCH L Steal
09:01				11 GAUCI K 2 Pts paint missed (2 Out)
08:56				12 CHAPLIN S Offensive Rebound
08:56				12 CHAPLIN S 2 Pts paint missed (2 Out)
08:54				12 CHAPLIN S Offensive Rebound
08:54		0-2	-2	12 CHAPLIN S 2-Pts paint made (2 In)
08:22	4 REIS C 2 Pts paint missed (2 Out)			
08:19				13 STEWART S Defensive Rebound
08:19		0-4	-4	9 TESCH L 2-Pts paint made (2 In)
08:19	Time out			
07:55	9 MARTINS LS 2-Pts missed (2 out)			
07:54				Defensive Rebound
07:31				9 TESCH L 2 Pts paint missed (2 Out)
07:30				9 TESCH L Offensive Rebound
07:30		0-6	-6	9 TESCH L 2-Pts paint made (2 In)
07:04	9 MARTINS LS 2-Pts paint made (2 In)	2-6	-4	
06:40		2-8	-6	13 STEWART S 2-Pts paint made (2 In)
06:38				11 GAUCI K Assist
06:32				12 CHAPLIN S Steal
06:32	6 MAFRA N Turnover			



## PLAY BY PLAY

文字比分播报

**BRA 30 vs 66 AUS**

**Attendance: 7640**

Game Time	BRA - Brazil	Score	Lead	AUS - Australia
06:32	6 MAFRA N Personal foul			
06:32				12 CHAPLIN S Foul On
06:32		2-10	-8	12 CHAPLIN S 2-Pts paint made (2 In)
06:32		2-11	-9	12 CHAPLIN S Free Throw made (1 In)
06:26	4 REIS C Foul On			
06:26				13 STEWART S Personal foul
06:07	11 MORAES J 2-Pts missed (2 out)			
06:06	4 REIS C Offensive Rebound			
05:54	9 MARTINS LS 2 Pts paint missed (2 Out)			
05:52				10 BURZYNSKI C Defensive Rebound
05:41				13 STEWART S 2-Pts missed (2 out)
05:39	11 MORAES J Defensive Rebound			
05:35	11 MORAES J Turnover			
05:35				13 STEWART S Steal
05:35				10 BURZYNSKI C Turnover
05:35	9 MARTINS LS Steal			
05:18				13 STEWART S Personal foul
05:18	11 MORAES J Foul On			
05:18				13 STEWART S Player OUT ---->>
05:18				8 MCKENZIE T Player IN <<----
05:11	11 MORAES J 2-Pts missed (2 out)			
05:09				9 TESCH L Defensive Rebound
05:01	7 FARIAS AC Personal foul			
05:01				9 TESCH L Foul On
05:01				9 TESCH L Free Throw missed (1 Out)
05:01				9 TESCH L Free Throw missed (1 Out)
04:58				12 CHAPLIN S Offensive Rebound
04:44		2-13	-11	8 MCKENZIE T 2-Pts made (2 In)
04:43				12 CHAPLIN S Assist
04:18	6 MAFRA N 2-Pts missed (2 out)			
04:16				11 GAUCI K Defensive Rebound
04:03				10 BURZYNSKI C Turnover
03:40	11 MORAES J Turnover			
03:40				9 TESCH L Steal
03:32		2-15	-13	12 CHAPLIN S 2-Pts paint made (2 In)
03:31				11 GAUCI K Assist
03:17				9 TESCH L Player OUT ---->>
03:17				10 BURZYNSKI C Player OUT ---->>
03:17				4 DOMASCHENZ M Player IN <<----
03:17				5 CRISPIN C Player IN <<----
03:05	Turnover			
02:49	11 MORAES J Defensive Rebound			



## PLAY BY PLAY

文字比分播报

**BRA 30 vs 66 AUS**

**Attendance: 7640**

Game Time	BRA - Brazil	Score	Lead	AUS - Australia
02:49				11 GAUCI K 2-Pts missed (2 out)
02:44	9 MARTINS LS Turnover			
02:29				8 MCKENZIE T 2 Pts paint missed (2 Out)
02:26				4 DOMASCHENZ M Offensive Rebound
02:24				11 GAUCI K 2-Pts missed (2 out)
02:22	4 REIS C Defensive Rebound			
02:00	11 MORAES J 3-Pts missed (3 Out)			
01:59				5 CRISPIN C Defensive Rebound
01:53				11 GAUCI K 2 Pts paint missed (2 Out)
01:50	11 MORAES J Defensive Rebound			
01:48	9 MARTINS LS Turnover			
01:48				11 GAUCI K Player OUT ---->>
01:48				7 HALL M Player IN <<----
01:45	4 REIS C Personal foul			
01:45				5 CRISPIN C Foul On
01:45				5 CRISPIN C Free Throw missed (1 Out)
01:45		2-16	-14	5 CRISPIN C Free Throw made (1 In)
01:27	6 MAFRA N 2-Pts made (2 In)	4-16	-12	
01:26	11 MORAES J Assist			
01:06	9 MARTINS LS Defensive Rebound			
01:04				12 CHAPLIN S 2 Pts paint missed (2 Out)
00:55	7 FARIAS AC 2 Pts paint missed (2 Out)			
00:54				8 MCKENZIE T Defensive Rebound
00:54				12 CHAPLIN S Turnover
00:40	9 MARTINS LS 2 Pts paint missed (2 Out)			
00:39				7 HALL M Defensive Rebound
00:27		4-18	-14	7 HALL M 2-Pts made (2 In)
00:26				8 MCKENZIE T Assist
00:06	11 MORAES J Turnover			
00:01		4-20	-16	5 CRISPIN C 2-Pts made (2 In)

## SECOND QUARTER

### Quarter Starters:

**BRA** 4 REIS C                      7 FARIAS AC                      9 MARTINS LS                      11 MORAES J                      6 MAFRA N  
**AUS** 5 CRISPIN C                      7 HALL M                      8 MCKENZIE T                      4 DOMASCHENZ M                      14 HILL K

Game Time	BRA - Brazil	Score	Lead	AUS - Australia
10:00	4 REIS C Player IN <<----			
10:00	7 FARIAS AC Player IN <<----			
10:00	9 MARTINS LS Player IN <<----			
10:00	11 MORAES J Player IN <<----			
10:00				5 CRISPIN C Player IN <<----
10:00	6 MAFRA N Player IN <<----			



## PLAY BY PLAY

文字比分播报

**BRA 30 vs 66 AUS**

**Attendance: 7640**

Game Time	BRA - Brazil	Score	Lead	AUS - Australia
10:00				7 HALL M Player IN <<----
10:00				8 MCKENZIE T Player IN <<----
10:00				4 DOMASCHENZ M Player IN <<----
10:00				14 HILL K Player IN <<----
09:58				Tap off situation, throw-in
09:51		4-22	-18	5 CRISPIN C 2-Pts paint made (2 In)
09:40				14 HILL K Personal foul
09:40	9 MARTINS LS Foul On			
09:40	9 MARTINS LS Free Throw made (1 In)	5-22	-17	
09:39	9 MARTINS LS Free Throw missed (1 Out)			
09:36				8 MCKENZIE T Defensive Rebound
09:23	7 FARIAS AC Personal foul			
09:23				8 MCKENZIE T Foul On
09:11				14 HILL K 3-Pts missed (3 Out)
09:10	6 MAFRA N Defensive Rebound			
08:51	11 MORAES J 2-Pts missed (2 out)			
08:50				7 HALL M Defensive Rebound
08:43		5-24	-19	5 CRISPIN C 2-Pts paint made (2 In)
08:43	6 MAFRA N Personal foul			
08:43				5 CRISPIN C Foul On
08:42				5 CRISPIN C Free Throw missed (1 Out)
08:42				8 MCKENZIE T Offensive Rebound
08:42				5 CRISPIN C Turnover
08:42				4 DOMASCHENZ M Player OUT ---->>
08:42				5 CRISPIN C Player OUT ---->>
08:42				7 HALL M Player OUT ---->>
08:42				8 MCKENZIE T Player OUT ---->>
08:42				14 HILL K Player OUT ---->>
08:42				6 KEAN B Player IN <<----
08:42				11 GAUCI K Player IN <<----
08:42				13 STEWART S Player IN <<----
08:42				15 O'KELLY-KENNEDY K Player IN <<----
08:42				10 BURZYNSKI C Player IN <<----
08:23	4 REIS C 2 Pts paint missed (2 Out)			
08:23				Defensive Rebound
08:06		5-26	-21	6 KEAN B 2-Pts made (2 In)
08:04				11 GAUCI K Assist
07:43	11 MORAES J 2-Pts missed (2 out)			
07:37	Offensive Rebound			
07:21	6 MAFRA N 2 Pts paint missed (2 Out)			
07:19				15 O'KELLY-KENNEDY K Defensive Rebound
07:09	9 MARTINS LS Personal foul			



## PLAY BY PLAY

文字比分播报

**BRA 30 vs 66 AUS**

**Attendance: 7640**

Game Time	BRA - Brazil	Score	Lead	AUS - Australia
07:09				15 O'KELLY-KENNEDY K Foul On
07:09		5-27	-22	15 O'KELLY-KENNEDY K Free Throw made (1 In)
07:09		5-28	-23	15 O'KELLY-KENNEDY K Free Throw made (1 In)
06:52	4 REIS C Turnover			
06:52				11 GAUCI K Steal
06:48	9 MARTINS LS Personal foul			
06:48				13 STEWART S Foul On
06:48		5-29	-24	13 STEWART S Free Throw made (1 In)
06:47				13 STEWART S Free Throw missed (1 Out)
06:44	9 MARTINS LS Defensive Rebound			
06:25	11 MORAES J 2-Pts paint made (2 In)	7-29	-22	
06:25				11 GAUCI K Personal foul
06:25	11 MORAES J Foul On			
06:25	11 MORAES J Free Throw made (1 In)	8-29	-21	
05:59				11 GAUCI K 3-Pts missed (3 Out)
05:57				15 O'KELLY-KENNEDY K Offensive Rebound
05:57				15 O'KELLY-KENNEDY K 2 Pts paint missed (2 Out)
05:57	4 REIS C Personal foul			
05:57				15 O'KELLY-KENNEDY K Foul On
05:57		8-30	-22	15 O'KELLY-KENNEDY K Free Throw made (1 In)
05:57		8-31	-23	15 O'KELLY-KENNEDY K Free Throw made (1 In)
05:38	6 MAFRA N 2-Pts paint made (2 In)	10-31	-21	
05:38	11 MORAES J Assist			
05:15				15 O'KELLY-KENNEDY K 2 Pts paint missed (2 Out)
05:07	9 MARTINS LS Defensive Rebound			
05:01	11 MORAES J 2-Pts missed (2 out)			
04:57	7 FARIAS AC Offensive Rebound			
04:56	7 FARIAS AC Turnover			
04:56				13 STEWART S Steal
04:42				15 O'KELLY-KENNEDY K 2-Pts missed (2 out)
04:41	4 REIS C Defensive Rebound			
04:17	9 MARTINS LS 2-Pts made (2 In)	12-31	-19	
04:16	11 MORAES J Assist			
03:47				15 O'KELLY-KENNEDY K 2 Pts paint missed (2 Out)
03:45	9 MARTINS LS Defensive Rebound			
03:43	9 MARTINS LS 2 Pts paint missed (2 Out)			
03:43				15 O'KELLY-KENNEDY K Defensive Rebound
03:43	7 FARIAS AC Personal foul			
03:43				15 O'KELLY-KENNEDY K Foul On
03:43				11 GAUCI K Player OUT ---->>
03:43				15 O'KELLY-KENNEDY K Player OUT ---->>
03:43				10 BURZYNSKI C Player OUT ---->>



## PLAY BY PLAY

文字比分播报

**BRA 30 vs 66 AUS**

**Attendance: 7640**

Game Time	BRA - Brazil	Score	Lead	AUS - Australia
03:43				6 KEAN B Player OUT ---->>
03:43				9 TESCH L Player IN <<----
03:43				14 HILL K Player IN <<----
03:43				7 HALL M Player IN <<----
03:43				4 DOMASCHENZ M Player IN <<----
03:28				9 TESCH L Turnover
03:12	11 MORAES J 2-Pts paint made (2 In)	14-31	-17	
02:51				13 STEWART S 2-Pts missed (2 out)
02:49	9 MARTINS LS Defensive Rebound			
02:34	9 MARTINS LS 2 Pts paint missed (2 Out)			
02:33				13 STEWART S Defensive Rebound
02:22		14-33	-19	14 HILL K 2-Pts paint made (2 In)
01:53	Turnover			
01:53				Time out
01:38				13 STEWART S 2 Pts paint missed (2 Out)
01:36	6 MAFRA N Defensive Rebound			
01:17	9 MARTINS LS 2 Pts paint missed (2 Out)			
01:14				9 TESCH L Defensive Rebound
01:04		14-35	-21	9 TESCH L 2-Pts made (2 In)
00:50				14 HILL K Steal
00:50	11 MORAES J Turnover			
00:34		14-37	-23	9 TESCH L 2-Pts paint made (2 In)
00:32	9 MARTINS LS Turnover			
00:11				7 HALL M 2-Pts missed (2 out)
00:09	9 MARTINS LS Defensive Rebound			
00:01	9 MARTINS LS Turnover			
00:01				13 STEWART S Steal

## THIRD QUARTER

### Quarter Starters:

**BRA** 6 MAFRA N                      11 MORAES J                      4 REIS C                      9 MARTINS LS                      7 FARIAS AC  
**AUS** 10 BURZYNSKI C                      11 GAUCI K                      12 CHAPLIN S                      8 MCKENZIE T                      9 TESCH L

Game Time	BRA - Brazil	Score	Lead	AUS - Australia
10:00	6 MAFRA N Player IN <<----			
10:00	11 MORAES J Player IN <<----			
10:00	4 REIS C Player IN <<----			
10:00				15 O'KELLY-KENNEDY K Player IN <<----
10:00				11 GAUCI K Player IN <<----
10:00				12 CHAPLIN S Player IN <<----
10:00				8 MCKENZIE T Player IN <<----
10:00				9 TESCH L Player IN <<----
10:00	9 MARTINS LS Player IN <<----			





## PLAY BY PLAY

文字比分播报

**BRA 30 vs 66 AUS**

**Attendance: 7640**

Game Time	BRA - Brazil	Score	Lead	AUS - Australia
10:00				15 O'KELLY-KENNEDY K Player OUT ---->>
10:00				10 BURZYNSKI C Player IN <<----
10:00	7 FARIAS AC Player IN <<----			
09:42	Tap off situation, throw-in			
09:40	11 MORAES J Turnover			
09:40				11 GAUCI K Steal
09:36		14-39	-25	9 TESCH L 2-Pts paint made (2 In)
09:34				9 TESCH L Fast Break
09:14	4 REIS C 2-Pts paint made (2 In)	16-39	-23	
08:51				12 CHAPLIN S 2-Pts missed (2 out)
08:49	7 FARIAS AC Defensive Rebound			
08:31	9 MARTINS LS 2-Pts missed (2 out)			
08:25				12 CHAPLIN S Defensive Rebound
08:25	7 FARIAS AC Personal foul			
08:25				12 CHAPLIN S Foul On
08:19		16-41	-25	12 CHAPLIN S 2-Pts paint made (2 In)
08:16				11 GAUCI K Assist
08:05	4 REIS C Turnover			
08:05				9 TESCH L Steal
07:56				12 CHAPLIN S 2 Pts paint missed (2 Out)
07:51	11 MORAES J Defensive Rebound			
07:45	9 MARTINS LS 2-Pts paint made (2 In)	18-41	-23	
07:44	11 MORAES J Assist			
07:27				12 CHAPLIN S 2-Pts missed (2 out)
07:27	Defensive Rebound			
07:17	9 MARTINS LS Turnover			
07:17				10 BURZYNSKI C Steal
07:12				12 CHAPLIN S 2-Pts missed (2 out)
07:09				Offensive Rebound
07:07	9 MARTINS LS Blocked Shot			
07:05				11 GAUCI K 3-Pts missed (3 Out)
07:01				9 TESCH L Offensive Rebound
07:01				9 TESCH L 2 Pts paint missed (2 Out)
07:00	4 REIS C Defensive Rebound			
06:48				8 MCKENZIE T Personal foul
06:48	4 REIS C Foul On			
06:48	4 REIS C Free Throw missed (1 Out)			
06:47	4 REIS C Free Throw missed (1 Out)			
06:45	9 MARTINS LS Offensive Rebound			
06:24	9 MARTINS LS 2-Pts paint made (2 In)	20-41	-21	
06:21	6 MAFRA N Assist			
06:13	6 MAFRA N Personal foul			



## PLAY BY PLAY

文字比分播报

**BRA 30 vs 66 AUS**

**Attendance: 7640**

Game Time	BRA - Brazil	Score	Lead	AUS - Australia
06:13				9 TESCH L Foul On
06:13		20-42	-22	9 TESCH L Free Throw made (1 In)
06:13				9 TESCH L Free Throw missed (1 Out)
06:09				9 TESCH L Offensive Rebound
06:06		20-44	-24	9 TESCH L 2-Pts paint made (2 In)
05:42	4 REIS C 2-Pts paint made (2 In)	22-44	-22	
05:40	9 MARTINS LS Assist			
05:27		22-46	-24	12 CHAPLIN S 2-Pts paint made (2 In)
05:12				9 TESCH L Personal foul
05:12	4 REIS C Foul On			
05:12				8 MCKENZIE T Player OUT ---->>
05:12				9 TESCH L Player OUT ---->>
05:12				5 CRISPIN C Player IN <<----
05:12				13 STEWART S Player IN <<----
05:12	4 REIS C Free Throw missed (1 Out)			
05:12	4 REIS C Free Throw missed (1 Out)			
05:09	9 MARTINS LS Offensive Rebound			
05:05	9 MARTINS LS 2 Pts paint missed (2 Out)			
05:03	9 MARTINS LS Offensive Rebound			
04:56	6 MAFRA N 2-Pts missed (2 out)			
04:54				5 CRISPIN C Defensive Rebound
04:37				12 CHAPLIN S Turnover
04:12	Turnover			
04:05	6 MAFRA N Personal foul			
04:05				11 GAUCI K Foul On
04:05				11 GAUCI K Free Throw missed (1 Out)
04:04				11 GAUCI K Free Throw missed (1 Out)
04:02				11 GAUCI K Offensive Rebound
03:55				12 CHAPLIN S Turnover
03:38	11 MORAES J 2-Pts missed (2 out)			
03:36				10 BURZYNSKI C Defensive Rebound
03:26				12 CHAPLIN S 2 Pts paint missed (2 Out)
03:24	11 MORAES J Defensive Rebound			
03:16				11 GAUCI K Personal foul
03:16	7 FARIAS AC Foul On			
03:16	7 FARIAS AC Free Throw made (1 In)	23-46	-23	
03:16	7 FARIAS AC Free Throw missed (1 Out)			
03:15				12 CHAPLIN S Defensive Rebound
03:15				12 CHAPLIN S Turnover
03:10				12 CHAPLIN S Personal foul
03:10	11 MORAES J Foul On			
02:52	9 MARTINS LS 2-Pts missed (2 out)			



## PLAY BY PLAY

文字比分播报

**BRA 30 vs 66 AUS**

**Attendance: 7640**

Game Time	BRA - Brazil	Score	Lead	AUS - Australia
02:50	7 FARIAS AC Offensive Rebound			
02:39	9 MARTINS LS 2 Pts paint missed (2 Out)			
02:36				11 GAUCI K Defensive Rebound
02:20				11 GAUCI K 2-Pts missed (2 out)
02:18	9 MARTINS LS Defensive Rebound			
02:02	11 MORAES J 2-Pts missed (2 out)			
02:00				13 STEWART S Defensive Rebound
01:47				11 GAUCI K 2 Pts paint missed (2 Out)
01:46	11 MORAES J Defensive Rebound			
01:28	9 MARTINS LS 2 Pts paint missed (2 Out)			
01:26				5 CRISPIN C Defensive Rebound
01:14		23-48	-25	5 CRISPIN C 2-Pts paint made (2 In)
01:10				10 BURZYNSKI C Assist
00:52	6 MAFRA N 2-Pts made (2 In)	25-48	-23	
00:50	11 MORAES J Assist			
00:34				13 STEWART S 2-Pts missed (2 out)
00:34				Offensive Rebound
00:34				10 BURZYNSKI C Player OUT ---->>
00:34				4 DOMASCHENZ M Player IN <<----
00:34				12 CHAPLIN S Player OUT ---->>
00:34				6 KEAN B Player IN <<----
00:13				5 CRISPIN C 2-Pts missed (2 out)
00:11	11 MORAES J Defensive Rebound			
00:01	11 MORAES J 2-Pts missed (2 out)			
00:01	7 FARIAS AC Offensive Rebound			
00:01	7 FARIAS AC 2 Pts paint missed (2 Out)			
00:01				13 STEWART S Defensive Rebound

## FOURTH QUARTER

### Quarter Starters:

**BRA**

**AUS**

Game Time	BRA - Brazil	Score	Lead	AUS - Australia
10:00	4 REIS C Player IN <<----			
10:00	6 MAFRA N Player IN <<----			
10:00	7 FARIAS AC Player IN <<----			
10:00	11 MORAES J Player IN <<----			
10:00	9 MARTINS LS Player IN <<----			
10:00				6 KEAN B Player IN <<----
10:00				5 CRISPIN C Player IN <<----
10:00				4 DOMASCHENZ M Player IN <<----
10:00				13 STEWART S Player IN <<----



## PLAY BY PLAY

文字比分播报

**BRA 30 vs 66 AUS**

**Attendance: 7640**

Game Time	BRA - Brazil	Score	Lead	AUS - Australia
10:00				11 GAUCI K Player IN <<----
09:59				Tap off situation, throw-in
09:47				11 GAUCI K 2 Pts paint missed (2 Out)
09:46				13 STEWART S Offensive Rebound
09:33		25-50	-25	13 STEWART S 2-Pts paint made (2 In)
09:31				11 GAUCI K Assist
09:06	11 MORAES J 3-Pts missed (3 Out)			
09:06				Defensive Rebound
08:54				5 CRISPIN C Turnover
08:54				13 STEWART S Steal
08:54	11 MORAES J Turnover			
08:27				11 GAUCI K 2 Pts paint missed (2 Out)
08:26	11 MORAES J Defensive Rebound			
08:04	11 MORAES J 2 Pts paint missed (2 Out)			
08:02				6 KEAN B Defensive Rebound
07:44				13 STEWART S 2-Pts missed (2 out)
07:42	11 MORAES J Defensive Rebound			
07:18	11 MORAES J 2 Pts paint missed (2 Out)			
07:18	9 MARTINS LS Offensive Rebound			
07:18	9 MARTINS LS Turnover			
07:07				6 KEAN B 2 Pts paint missed (2 Out)
07:05	9 MARTINS LS Defensive Rebound			
06:53	7 FARIAS AC 2 Pts paint missed (2 Out)			
06:51	4 REIS C Offensive Rebound			
06:51				Time out
06:51				6 KEAN B Player OUT ---->>
06:51				9 TESCH L Player IN <<----
06:51				13 STEWART S Player OUT ---->>
06:51				14 HILL K Player IN <<----
06:51	Tap off situation, throw-in			
06:51	11 MORAES J Turnover			
06:51	4 REIS C Steal			
06:37				4 DOMASCHENZ M Personal foul
06:37	4 REIS C Foul On			
06:37				5 CRISPIN C Turnover
06:22	6 MAFRA N 2 Pts paint missed (2 Out)			
06:20				9 TESCH L Blocked Shot
06:18				5 CRISPIN C Defensive Rebound
06:12				11 GAUCI K 2 Pts paint missed (2 Out)
06:09				5 CRISPIN C Offensive Rebound
06:09				5 CRISPIN C 2 Pts paint missed (2 Out)
06:06				4 DOMASCHENZ M Offensive Rebound



## PLAY BY PLAY

文字比分播报

**BRA 30 vs 66 AUS**

**Attendance: 7640**

Game Time	BRA - Brazil	Score	Lead	AUS - Australia
05:52		25-52	-27	9 TESCH L 2-Pts paint made (2 In)
05:51				11 GAUCI K Assist
05:28	11 MORAES J 2-Pts missed (2 out)			
05:28				Defensive Rebound
05:13				4 DOMASCHENZ M 2-Pts missed (2 out)
05:13	Defensive Rebound			
04:57	6 MAFRA N 2-Pts missed (2 out)			
04:56				5 CRISPIN C Defensive Rebound
04:44		25-54	-29	9 TESCH L 2-Pts paint made (2 In)
04:43				5 CRISPIN C Assist
04:22				9 TESCH L Steal
04:22	4 REIS C Turnover			
04:14		25-56	-31	14 HILL K 2-Pts paint made (2 In)
04:13				14 HILL K Fast Break
03:50	11 MORAES J 2-Pts missed (2 out)			
03:47				9 TESCH L Defensive Rebound
03:39		25-58	-33	5 CRISPIN C 2-Pts paint made (2 In)
03:38				5 CRISPIN C Fast Break
03:37				11 GAUCI K Assist
03:30				11 GAUCI K Steal
03:30	6 MAFRA N Turnover			
03:30				5 CRISPIN C Player OUT ---->>
03:30				15 O'KELLY-KENNEDY K Player IN <<----
03:30	6 MAFRA N Player OUT ---->>			
03:30	8 SILVA RAMOS R Player IN <<----			
03:18				14 HILL K 2-Pts missed (2 out)
03:16	4 REIS C Defensive Rebound			
03:12				9 TESCH L Personal foul
03:12	11 MORAES J Foul On			
03:12	11 MORAES J Free Throw made (1 In)	26-58	-32	
03:12	11 MORAES J Free Throw missed (1 Out)			
03:09				11 GAUCI K Defensive Rebound
02:55				15 O'KELLY-KENNEDY K 2 Pts paint missed (2 Out)
02:51	4 REIS C Defensive Rebound			
02:46	11 MORAES J Turnover			
02:26				14 HILL K 2-Pts missed (2 out)
02:26	Defensive Rebound			
02:08				9 TESCH L Personal foul
02:08	11 MORAES J Foul On			
02:08	11 MORAES J Free Throw made (1 In)	27-58	-31	
02:08	11 MORAES J Free Throw made (1 In)	28-58	-30	
01:59		28-60	-32	9 TESCH L 2-Pts paint made (2 In)



## PLAY BY PLAY

文字比分播报

**BRA 30 vs 66 AUS**

**Attendance: 7640**

Game Time	BRA - Brazil	Score	Lead	AUS - Australia
01:59				11 GAUCI K Assist
01:34	4 REIS C Turnover			
01:34				14 HILL K Steal
01:34		28-62	-34	9 TESCH L 2-Pts paint made (2 In)
01:34				9 TESCH L Fast Break
01:34				14 HILL K Assist
01:07	10 SANTOS MA 2-Pts made (2 In)	30-62	-32	
01:06	11 MORAES J Assist			
01:04		30-64	-34	9 TESCH L 2-Pts made (2 In)
00:51	9 MARTINS LS Player OUT ---->>			
00:51	10 SANTOS MA Player IN <<----			
00:44				9 TESCH L Steal
00:44	8 SILVA RAMOS R Turnover			
00:28	10 SANTOS MA Defensive Rebound			
00:25				15 O'KELLY-KENNEDY K 2 Pts paint missed (2 Out)
00:18	11 MORAES J Turnover			
00:18				9 TESCH L Steal
00:12				11 GAUCI K 2 Pts paint missed (2 Out)
00:11				9 TESCH L Offensive Rebound
00:11				9 TESCH L 2 Pts paint missed (2 Out)
00:11				15 O'KELLY-KENNEDY K Offensive Rebound
00:11		30-66	-36	15 O'KELLY-KENNEDY K 2-Pts paint made (2 In)
00:03	7 FARIAS AC Personal foul			
00:03				11 GAUCI K Foul On
00:03	7 FARIAS AC Player OUT ---->>			
00:03	13 GOMES E Player IN <<----			



## RESULTS

比赛成绩

### BRA 14 vs 37 AUS

Attendance: 7640

Referee: VILJANEN Seppo Olavi (CZE)

Commissioner: KERR Trevor Andrew (CAN)

Umpires: HO Shuet Mei (SIN); RADOMSKY Ziv (ISR)

Classifier: DINH Trien Tan (FRA)

		Q1		Q2	
Scoring by 5 min intervals:	BRA	2	4	10	14
	AUS	11	20	31	37

#### BRA - BRAZIL

No.	Name	Sport Class	MIN	Field Goals		2 Points		3 Points		Free Throws		Rebounds			AS	TO	ST	BS	PF	FO	PTS
				M/A	%	M/A	%	M/A	%	M/A	%	OR	DR	TOT							
*4	REIS Cleonete	2.0	20:00	0/2	0	0/2	0					1	2	3		1			2	1	0
*6	MAFRA Naildes	2.0	20:00	2/4	50	2/4	50						2	2		1			2		4
*7	FARIAS Andreia Cristina	1.0	20:00	0/1	0	0/1	0					1		1		1			3		0
*9	MARTINS Lia Soares	4.5	20:00	2/8	25	2/8	25			1/2	50		6	6		4	1		2	1	5
*11	MORAES Jucliene	4.0	20:00	2/8	25	2/7	29	0/1	0	1/1	100		3	3		3	5			2	5
5	COSTA Debora	4.0	00:00																		0
8	SILVA RAMOS Rosalia	2.0	00:00																		0
10	SANTOS Monica Andrade	4.5	00:00																		0
12	PANTOJA Ozineide	2.5	00:00																		0
13	GOMES Elizabeth	1.0	00:00																		0
14	FERRAO Helena	4.0	00:00																		0
15	ALMEIDA Vileide	4.5	00:00																		0
Team/Coach																2					
<b>Totals</b>				6/23	26	6/22	27	0/1	0	2/3	67	3	13	16	3	14	1		9	4	14
Coach		CORREA Wilson																			
Assistant Coach		LEMOS Mauricio																			

#### AUS - AUSTRALIA

No.	Name	Sport Class	MIN	Field Goals		2 Points		3 Points		Free Throws		Rebounds			AS	TO	ST	BS	PF	FO	PTS
				M/A	%	M/A	%	M/A	%	M/A	%	OR	DR	TOT							
*9	TESCH Liesl (C)	4.0	10:26	4/5	80	4/5	80			0/2	0	1	2	3		1	2			1	8
*10	BURZYNSKI Clare	1.0	11:42										1	1		2					0
*11	GAUCI Kylie	2.0	13:11	0/5	0	0/4	0	0/1	0				1	1		3		1		1	0
*12	CHAPLIN Shelley	3.5	10:00	3/5	60	3/5	60			1/1	100	3		3	1	1	1			1	7
*13	STEWART Sarah	3.0	13:24	1/4	25	1/4	25			1/2	50		2	2			3		2	1	3
4	DOMASCHENZ Melanie	1.0	08:18									1		1							0
5	CRISPIN Cobi	4.0	04:35	3/3	100	3/3	100			1/3	33		1	1		1				2	7
6	KEAN Bridie	4.0	04:59	1/1	100	1/1	100														2
7	HALL Melanie	2.5	06:49	1/2	50	1/2	50						2	2							2
8	MCKENZIE Tina	3.0	06:36	1/2	50	1/2	50					1	2	3	1					1	2
14	HILL Katie	3.0	05:01	1/2	50	1/1	100	0/1	0									1		1	2
15	O'KELLY-KENNEDY Kathleen	4.0	04:59	0/4	0	0/4	0			4/4	100	1	2	3						3	4
Team/Coach																					
<b>Totals</b>				15/33	45	15/31	48	0/2	0	7/12	58	7	15	22	5	5	8		4	9	37
Coach		HEWSON Gerry																			
Assistant Coach		HEWISH Mark																			

	BRA	AUS
Points from Turnovers	2	10
Points in the Paint	8	20
Second Chance Points	0	10
Fast Break Points	0	0

	BRA	AUS
Biggest Lead	0	24
Biggest Scoring Run	6-0(14-31)	10-0(2-16)
Lead Changes	0	
Times Tied	0	

#### Legend:

%	Shooting Percentage	(C)	Captain	*	Starters	AS	Assists
BS	Blocked Shots	DR	Defensive Rebounds	FO	Fouls On	M/A	Made/Attempts
MIN	Minutes Played	OR	Offensive Rebounds	PF	Fouls	PTS	Points
Qx	Quarter Time	ST	Steals	TO	Turnovers	TOT	Total Rebounds



## RESULTS

比赛成绩

### BRA 30 vs 66 AUS

Attendance: 7640

Referee: VILJANEN Seppo Olavi (CZE)

Commissioner: KERR Trevor Andrew (CAN)

Umpires: HO Shuet Mei (SIN); RADOMSKY Ziv (ISR)

Classifier: DINH Trien Tan (FRA)

Scoring by 5 min intervals:		Q1		Q2		Q3		Q4	
BRA		2	4	10	14	22	25	25	30
AUS		11	20	31	37	46	48	52	66

#### BRA - BRAZIL

No.	Name	Sport Class	MIN	Field Goals		2 Points		3 Points		Free Throws		Rebounds			AS	TO	ST	BS	PF	FO	PTS
				M/A	%	M/A	%	M/A	%	M/A	%	OR	DR	TOT							
*4	REIS Cleonete	2.0	40:00	2/4	50	2/4	50			0/4	0	2	5	7		4	1		2	4	4
*6	MAFRA Naildes	2.0	36:30	3/8	38	3/8	38						2	2	1	2			4		6
*7	FARIAS Andreia Cristina	1.0	39:57	0/3	0	0/3	0			1/2	50	3	1	4		1			5	1	1
*9	MARTINS Lia Soares	4.5	39:09	4/15	27	4/15	27			1/2	50	4	8	12	1	6	1	1	2	1	9
*11	MORAES Juclilene	4.0	40:00	2/16	13	2/14	14	0/2	0	4/5	80		9	9	6	10				5	8
5	COSTA Debora	4.0	00:00																		0
8	SILVA RAMOS Rosalia	2.0	03:30													1					0
10	SANTOS Monica Andrade	4.5	00:51	1/1	100	1/1	100						1	1							2
12	PANTOJA Ozineide	2.5	00:00																		0
13	GOMES Elizabeth	1.0	00:03																		0
14	FERRAO Helena	4.0	00:00																		0
15	ALMEIDA Vileide	4.5	00:00																		0
Team/Coach																					
<b>Totals</b>			12/47	26	12/45	27	0/2	0	6/13	46	10	29	39	8	27	2	1	13	11	30	
Coach		CORREA Wilson																			
Assistant Coach		LEMOS Mauricio																			

#### AUS - AUSTRALIA

No.	Name	Sport Class	MIN	Field Goals		2 Points		3 Points		Free Throws		Rebounds			AS	TO	ST	BS	PF	FO	PTS
				M/A	%	M/A	%	M/A	%	M/A	%	OR	DR	TOT							
*9	TESCH Liesl (C)	4.0	22:05	11/14	79	11/14	79			1/4	25	4	3	7		1	6	1	3	2	23
*10	BURZYNSKI Clare	1.0	21:08										2	2	1	2	1				0
*11	GAUCI Kylie	2.0	33:11	0/12	0	0/10	0	0/2	0	0/2	0	1	3	4	8		3		2	2	0
*12	CHAPLIN Shelley	3.5	19:26	5/12	42	5/12	42			1/1	100	3	2	5	1	4	1		1	2	11
*13	STEWART Sarah	3.0	21:45	2/7	29	2/7	29			1/2	50	1	4	5		4			2	1	5
4	DOMASCHENZ Melanie	1.0	18:52	0/1	0	0/1	0						2	2					1		0
5	CRISPIN Cobi	4.0	16:17	5/7	71	5/7	71			1/3	33	1	5	6	1	3				2	11
6	KEAN Bridie	4.0	08:42	1/2	50	1/2	50						1	1							2
7	HALL Melanie	2.5	06:49	1/2	50	1/2	50						2	2							2
8	MCKENZIE Tina	3.0	11:24	1/2	50	1/2	50					1	2	3	1				1	1	2
14	HILL Katie	3.0	11:52	2/5	40	2/4	50	0/1	0						1		2		1		4
15	O'KELLY-KENNEDY Kathleen	4.0	08:29	1/7	14	1/7	14			4/4	100	2	2	4						3	6
Team/Coach																					
<b>Totals</b>			29/71	41	29/68	43	0/3	0	8/16	50	17	30	47	13	10	17	1	11	13	66	
Coach		HEWSON Gerry																			
Assistant Coach		HEWISH Mark																			

	BRA	AUS
Points from Turnovers	2	18
Points in the Paint	16	46
Second Chance Points	2	22
Fast Break Points	0	0

	BRA	AUS
Biggest Lead	0	36
Biggest Scoring Run	6-0(14-31)	10-0(2-16)
Lead Changes	0	
Times Tied	0	

#### Legend:

%	Shooting Percentage	(C)	Captain	*	Starters	AS	Assists
BS	Blocked Shots	DR	Defensive Rebounds	FO	Fouls On	M/A	Made/Attempts
MIN	Minutes Played	OR	Offensive Rebounds	OTx	Overtime	PF	Fouls
PTS	Points	Qx	Quarter Time	ST	Steals	TO	Turnovers
TOT	Total Rebounds						





## START LIST

首发名单

### USA - GER

**Referee:** MARQUES Rui David (BRA)  
**Umpires:** BOSVELD Andre (NED); FARRUGIA Anna Valerie (FRA)

**Commissioner:** VIVIERS Nico Maritz Malan (RSA)  
**Classifier:** RIBEIRO Maria Sonia (BRA)

#### USA - United States of America

No.	Name	Pos	Age	Sport Class	Current Games Statistics						
					PPG	FG%	3FG%	FT%	RPG	APG	MPG (GP)
4	MURRAY Becca	G	18	2.5	0.0						00:00 (0)
5	CISNEROS Patty (C)	G	30	2.0	0.0						00:00 (0)
6	HOSKINS Emily	G	25	1.0	0.0						00:00 (0)
7	RUDELL Jen	G	30	4.5	0.0						00:00 (0)
8	SCHNEIDER Natalie	F	25	4.5	0.0						00:00 (0)
9	NICHOLS Alana	G	25	2.5	0.0						00:00 (0)
10	WHEELER Stephanie	G	27	2.0	0.0						00:00 (0)
11	CASTLE Sarah	G	24	2.5	0.0						00:00 (0)
12	RIPP Christina	G	28	2.5	0.0						00:00 (0)
13	GONZALES Loraine	F	30	4.0	0.0						00:00 (0)
14	MILFORD Mary Allison	G	22	1.0	0.0						00:00 (0)
15	HOFFMAN Carlee	F	22	4.0	0.0						00:00 (0)
Team			25.5		0.0						
<b>Coach</b>		LYKINS Ronald									
<b>Assistant Coach</b>		SIKORA John					TAYLOR Robert				

USA Played		
PR	AUS	09 SEP
PR	GBR	10 SEP
PR	BRA	11 SEP

#### GER - Germany

No.	Name	Pos	Age	Sport Class	Current Games Statistics						
					PPG	FG%	3FG%	FT%	RPG	APG	MPG (GP)
4	KAUTZ Britta	F	26	1.0	0.0	0			1.0		12:38 (1)
5	MEITNER Birgit	G	30	2.5	0.0	0			3.0	3.0	15:39 (1)
6	KUES Simone	F	31	1.0	2.0	33			5.0	1.0	20:00 (1)
7	MULLER Edina Anita	F	25	2.0	2.0	25			1.0	1.0	10:00 (1)
8	ZEYEN Annika	G	23	1.5	4.0	50			1.0	3.0	23:57 (1)
9	SEIFERT Nicole	G	34	1.5	3.0	33		33	1.0	4.0	26:39 (1)
10	SCHUNEMANN Gesche	C	25	4.5	8.0	44	0		7.0		17:02 (1)
11	SCHRATZ Nora	G	29	2.5	0.0	0				1.0	07:42 (1)
12	BUTTERBRODT Maren	C	31	4.5	10.0	57		50	10.0	3.0	23:18 (1)
13	BEHRENS Alke	F	28	1.0	0.0						03:25 (1)
14	KAHL Annette (C)	C	35	4.5	10.0	50			4.0		14:04 (1)
15	MOHNEN Marina	C	29	4.5	23.0	61	0	100	9.0	3.0	25:36 (1)
Team			28.8		62.0	47	0	50	42.0	19.0	
<b>Coach</b>		GLINICKI Holger Ingo									
<b>Assistant Coach</b>		RICHARZ Peter									

GER Played		
PR	BRA	62-32
PR	AUS	10 SEP
PR	GBR	11 SEP

**Legend:**

3FG%	3 Field Goals %	APG	Assists per Game	C	Centre	F	Forward
FG%	Field Goals %	FT%	Free Throws %	G	Guard	GP	Games Played
MPG	Minutes Played per Game	Pos	Playing Position	PPG	Points per Game	PR	Preliminary Round
RPG	Rebounds per Game						



## PLAY BY PLAY

文字比分播报

USA 23 vs 26 GER

Attendance: 8580

		Q1		Q2	
Scoring by 5 min intervals:	USA	2	7	15	23
	GER	7	17	22	26

### FIRST QUARTER

#### Quarter Starters:

USA 5 CISNEROS P      6 HOSKINS E      7 RUDELL J      10 WHEELER S      13 GONZALES L  
GER 6 KUES S      8 ZEYEN A      11 SCHRATZ N      12 BUTTERBRODT M      15 MOHNEN M

Game Time	USA - United States	Score	Lead	GER - Germany
10:00	5 CISNEROS P Player IN <<----			
10:00	6 HOSKINS E Player IN <<----			
10:00	7 RUDELL J Player IN <<----			
10:00	10 WHEELER S Player IN <<----			
10:00	13 GONZALES L Player IN <<----			
10:00				6 KUES S Player IN <<----
10:00				8 ZEYEN A Player IN <<----
10:00				11 SCHRATZ N Player IN <<----
10:00				12 BUTTERBRODT M Player IN <<----
10:00				15 MOHNEN M Player IN <<----
10:00	13 GONZALES L Tap off won			15 MOHNEN M Tap off lost
09:46	10 WHEELER S 2 Pts paint missed (2 Out)			
09:45				6 KUES S Defensive Rebound
09:30				12 BUTTERBRODT M 2 Pts paint missed (2 Out)
09:28	7 RUDELL J Defensive Rebound			
09:16	13 GONZALES L Turnover			
08:52		0-2	-2	15 MOHNEN M 2-Pts paint made (2 In)
08:50				12 BUTTERBRODT M Assist
08:34	7 RUDELL J Personal foul			
08:34				15 MOHNEN M Foul On
08:34				15 MOHNEN M Steal
08:34	10 WHEELER S Turnover			
08:23		0-4	-4	6 KUES S 2-Pts paint made (2 In)
08:23				15 MOHNEN M Assist
08:23	10 WHEELER S Personal foul			
08:23				6 KUES S Foul On
08:13				15 MOHNEN M Turnover
08:13	10 WHEELER S Steal			
08:03	5 CISNEROS P 2 Pts paint missed (2 Out)			
08:01				8 ZEYEN A Defensive Rebound
07:49				11 SCHRATZ N 2-Pts missed (2 out)
07:47	13 GONZALES L Defensive Rebound			
07:35	7 RUDELL J 2 Pts paint missed (2 Out)			
07:32	10 WHEELER S Offensive Rebound			



## PLAY BY PLAY

文字比分播报

USA 23 vs 26 GER

Attendance: 8580

Game Time	USA - United States	Score	Lead	GER - Germany
07:30	10 WHEELER S Turnover			
07:30				15 MOHNEN M Steal
07:18	13 GONZALES L Personal foul			
07:18				8 ZEYEN A Foul On
07:18		0-5	-5	8 ZEYEN A Free Throw made (1 In)
07:18				8 ZEYEN A Free Throw missed (1 Out)
07:16	5 CISNEROS P Defensive Rebound			
06:55	5 CISNEROS P 2-Pts paint made (2 In)	2-5	-3	
06:53	10 WHEELER S Assist			
06:36				15 MOHNEN M 2-Pts missed (2 out)
06:33	13 GONZALES L Defensive Rebound			
06:19	6 HOSKINS E 2 Pts paint missed (2 Out)			
06:17				12 BUTTERBRODT M Defensive Rebound
05:58				6 KUES S 2 Pts paint missed (2 Out)
05:56	13 GONZALES L Defensive Rebound			
05:35	10 WHEELER S 2-Pts missed (2 out)			
05:33				15 MOHNEN M Defensive Rebound
05:25		2-7	-5	12 BUTTERBRODT M 2-Pts paint made (2 In)
05:22				11 SCHRATZ N Assist
05:04	7 RUDELL J 2 Pts paint missed (2 Out)			
05:01				15 MOHNEN M Defensive Rebound
04:58	6 HOSKINS E Personal foul			
04:58				12 BUTTERBRODT M Foul On
04:44		2-9	-7	15 MOHNEN M 2-Pts made (2 In)
04:42				12 BUTTERBRODT M Assist
04:14	5 CISNEROS P 2-Pts missed (2 out)			
04:12				15 MOHNEN M Defensive Rebound
03:48				12 BUTTERBRODT M 3-Pts missed (3 Out)
03:46	13 GONZALES L Defensive Rebound			
03:33	10 WHEELER S 2 Pts paint missed (2 Out)			
03:30				15 MOHNEN M Defensive Rebound
03:17		2-11	-9	8 ZEYEN A 2-Pts paint made (2 In)
02:55	13 GONZALES L 2-Pts missed (2 out)			
02:53				6 KUES S Defensive Rebound
02:42		2-13	-11	6 KUES S 2-Pts paint made (2 In)
02:42				8 ZEYEN A Assist
02:42	10 WHEELER S Personal foul			
02:42				6 KUES S Foul On
02:42	Time out			
02:42		2-14	-12	6 KUES S Free Throw made (1 In)
02:26				15 MOHNEN M Personal foul
02:26	7 RUDELL J Foul On			



## PLAY BY PLAY

文字比分播报

USA 23 vs 26 GER

Attendance: 8580

Game Time	USA - United States	Score	Lead	GER - Germany
02:20	7 RUDELL J 2-Pts missed (2 out)			
02:19				6 KUES S Defensive Rebound
02:15				12 BUTTERBRODT M Turnover
02:08				6 KUES S Personal foul
02:08	5 CISNEROS P Foul On			
02:08	10 WHEELER S Player OUT ---->>			
02:08	12 RIPP C Player IN <<----			
02:04	7 RUDELL J 2-Pts paint made (2 In)	4-14	-10	
02:04				11 SCHRATZ N Personal foul
02:04	7 RUDELL J Foul On			
02:04	7 RUDELL J Free Throw made (1 In)	5-14	-9	
01:44	13 GONZALES L Personal foul			
01:44				6 KUES S Foul On
01:44				6 KUES S Free Throw missed (1 Out)
01:44				6 KUES S Free Throw missed (1 Out)
01:41	13 GONZALES L Defensive Rebound			
01:27	7 RUDELL J 2 Pts paint missed (2 Out)			
01:25	5 CISNEROS P Offensive Rebound			
01:17	7 RUDELL J 2-Pts missed (2 out)			
01:15				12 BUTTERBRODT M Defensive Rebound
01:08	5 CISNEROS P Personal foul			
01:08				15 MOHNEN M Foul On
01:08	15 HOFFMAN C Player IN <<----			
01:08	13 GONZALES L Player OUT ---->>			
01:08		5-15	-10	15 MOHNEN M Free Throw made (1 In)
01:07				15 MOHNEN M Free Throw missed (1 Out)
01:03				12 BUTTERBRODT M Offensive Rebound
01:01				12 BUTTERBRODT M 2 Pts paint missed (2 Out)
00:58	7 RUDELL J Defensive Rebound			
00:46	6 HOSKINS E 2-Pts paint made (2 In)	7-15	-8	
00:44	12 RIPP C Assist			
00:28		7-17	-10	8 ZEYEN A 2-Pts paint made (2 In)
00:26				11 SCHRATZ N Assist
00:04	7 RUDELL J 2-Pts missed (2 out)			
00:02				15 MOHNEN M Defensive Rebound

## SECOND QUARTER

### Quarter Starters:

USA 4 MURRAY B                      9 NICHOLS A                      11 CASTLE S                      12 RIPP C                      15 HOFFMAN C  
GER 8 ZEYEN A                      11 SCHRATZ N                      15 MOHNEN M                      12 BUTTERBRODT M                      6 KUES S

Game Time	USA - United States	Score	Lead	GER - Germany
10:00	4 MURRAY B Player IN <<----			



## PLAY BY PLAY

文字比分播报

USA 23 vs 26 GER

Attendance: 8580

Game Time	USA - United States	Score	Lead	GER - Germany
10:00	9 NICHOLS A Player IN <<----			
10:00	11 CASTLE S Player IN <<----			
10:00	12 RIPP C Player IN <<----			
10:00	15 HOFFMAN C Player IN <<----			
10:00				8 ZEYEN A Player IN <<----
10:00				11 SCHRATZ N Player IN <<----
10:00				15 MOHNEN M Player IN <<----
10:00				12 BUTTERBRODT M Player IN <<----
10:00				6 KUES S Player IN <<----
09:54				Tap off situation, throw-in
09:35	11 CASTLE S Steal			
09:35				6 KUES S Turnover
09:28				6 KUES S Personal foul
09:28	12 RIPP C Foul On			
09:28	12 RIPP C Free Throw made (1 In)	8-17	-9	
09:28	12 RIPP C Free Throw made (1 In)	9-17	-8	
09:02		9-19	-10	15 MOHNEN M 2-Pts made (2 In)
09:00				12 BUTTERBRODT M Assist
08:40	4 MURRAY B 2-Pts missed (2 out)			
08:38				15 MOHNEN M Defensive Rebound
08:16				15 MOHNEN M 3-Pts missed (3 Out)
08:16	Defensive Rebound			
08:00	15 HOFFMAN C 2-Pts made (2 In)	11-19	-8	
07:58	12 RIPP C Assist			
07:49	4 MURRAY B Personal foul			
07:49				8 ZEYEN A Foul On
07:49				11 SCHRATZ N Player OUT ---->>
07:49				5 MEITNER B Player IN <<----
07:49				8 ZEYEN A Free Throw missed (1 Out)
07:49		11-20	-9	8 ZEYEN A Free Throw made (1 In)
07:34	15 HOFFMAN C 2-Pts missed (2 out)			
07:33				5 MEITNER B Defensive Rebound
07:28				6 KUES S Turnover
07:14	11 CASTLE S 2-Pts paint made (2 In)	13-20	-7	
07:14	4 MURRAY B Assist			
06:59				5 MEITNER B 2 Pts paint missed (2 Out)
06:57				12 BUTTERBRODT M Offensive Rebound
06:52				15 MOHNEN M 2-Pts missed (2 out)
06:50	9 NICHOLS A Defensive Rebound			
06:39	9 NICHOLS A 2-Pts missed (2 out)			
06:37				5 MEITNER B Defensive Rebound
06:18		13-22	-9	12 BUTTERBRODT M 2-Pts paint made (2 In)



## PLAY BY PLAY

文字比分播报

USA 23 vs 26 GER

Attendance: 8580

Game Time	USA - United States	Score	Lead	GER - Germany
06:16				15 MOHNEN M Assist
06:06				Time out
05:53	9 NICHOLS A Turnover			
05:41				5 MEITNER B Turnover
05:33	11 CASTLE S 2-Pts paint made (2 In)	15-22	-7	
05:33	12 RIPP C Assist			
05:33				6 KUES S Personal foul
05:33	11 CASTLE S Foul On			
05:29	11 CASTLE S Free Throw missed (1 Out)			
05:23				15 MOHNEN M Defensive Rebound
05:23				5 MEITNER B Turnover
05:23				5 MEITNER B Player OUT ---->>
05:23				6 KUES S Player OUT ---->>
05:23				7 MULLER EA Player IN <<----
05:23				9 SEIFERT N Player IN <<----
05:10	15 HOFFMAN C 2 Pts paint missed (2 Out)			
05:08				9 SEIFERT N Defensive Rebound
05:03				15 MOHNEN M Turnover
04:45	11 CASTLE S 2 Pts paint missed (2 Out)			
04:43				12 BUTTERBRODT M Defensive Rebound
04:27				8 ZEYEN A 2 Pts paint missed (2 Out)
04:25				9 SEIFERT N Offensive Rebound
04:22		15-24	-9	15 MOHNEN M 2-Pts made (2 In)
04:20				8 ZEYEN A Assist
04:09	15 HOFFMAN C 2-Pts paint made (2 In)	17-24	-7	
04:09				9 SEIFERT N Personal foul
04:09	15 HOFFMAN C Foul On			
04:09	15 HOFFMAN C Free Throw made (1 In)	18-24	-6	
03:49				12 BUTTERBRODT M 2 Pts paint missed (2 Out)
03:48	4 MURRAY B Defensive Rebound			
03:37	12 RIPP C 2 Pts paint missed (2 Out)			
03:36				12 BUTTERBRODT M Defensive Rebound
03:29	9 NICHOLS A Personal foul			
03:29				8 ZEYEN A Foul On
03:16				8 ZEYEN A 2 Pts paint missed (2 Out)
03:13	12 RIPP C Defensive Rebound			
03:01	9 NICHOLS A 2-Pts made (2 In)	20-24	-4	
02:46	12 RIPP C Steal			
02:46				15 MOHNEN M Turnover
02:32	15 HOFFMAN C 2 Pts paint missed (2 Out)			
02:30	15 HOFFMAN C Offensive Rebound			
02:19	12 RIPP C 2-Pts missed (2 out)			



PLAY BY PLAY

文字比分播报

USA 23 vs 26 GER

Attendance: 8580

Game Time	USA - United States	Score	Lead	GER - Germany
02:17				12 BUTTERBRODT M Defensive Rebound
02:06				15 MOHNEN M 2-Pts missed (2 out)
02:04	15 HOFFMAN C Defensive Rebound			
01:56				15 MOHNEN M Personal foul
01:56	12 RIPP C Foul On			
01:56	12 RIPP C Free Throw made (1 In)	21-24	-3	
01:55	12 RIPP C Free Throw missed (1 Out)			
01:51				15 MOHNEN M Defensive Rebound
01:35		21-26	-5	7 MULLER EA 2-Pts paint made (2 In)
01:15	15 HOFFMAN C 2 Pts paint missed (2 Out)			
01:13				15 MOHNEN M Defensive Rebound
01:02				15 MOHNEN M Turnover
01:02	15 HOFFMAN C Steal			
00:50	12 RIPP C 2 Pts paint missed (2 Out)			
00:48				15 MOHNEN M Defensive Rebound
00:44				8 ZEYEN A Turnover
00:44				Time out
00:30	12 RIPP C 2 Pts paint missed (2 Out)			
00:30	12 RIPP C Offensive Rebound			
00:30				7 MULLER EA Personal foul
00:30	12 RIPP C Foul On			
00:30	12 RIPP C Free Throw made (1 In)	22-26	-4	
00:30	12 RIPP C Free Throw made (1 In)	23-26	-3	
00:11	12 RIPP C Steal			
00:11				8 ZEYEN A Turnover
00:07	9 NICHOLS A Offensive foul			
00:07	9 NICHOLS A Turnover			
00:07				15 MOHNEN M Foul On
00:00				12 BUTTERBRODT M 3-Pts missed (3 Out)



## PLAY BY PLAY

文字比分播报

USA 42 vs 38 GER

Attendance: 8580

Scoring by 5 min intervals:		Q1		Q2		Q3		Q4	
USA		2	7	15	23	27	33	39	42
GER		7	17	22	26	26	28	32	38

### FIRST QUARTER

#### Quarter Starters:

USA 5 CISNEROS P      6 HOSKINS E      7 RUDELL J      10 WHEELER S      13 GONZALES L  
GER 6 KUES S      8 ZEYEN A      11 SCHRATZ N      12 BUTTERBRODT M      15 MOHNEN M

Game Time	USA - United States	Score	Lead	GER - Germany
10:00	5 CISNEROS P Player IN <<----			
10:00	6 HOSKINS E Player IN <<----			
10:00	7 RUDELL J Player IN <<----			
10:00	10 WHEELER S Player IN <<----			
10:00	13 GONZALES L Player IN <<----			
10:00				6 KUES S Player IN <<----
10:00				8 ZEYEN A Player IN <<----
10:00				11 SCHRATZ N Player IN <<----
10:00				12 BUTTERBRODT M Player IN <<----
10:00				15 MOHNEN M Player IN <<----
10:00	13 GONZALES L Tap off won			15 MOHNEN M Tap off lost
09:46	10 WHEELER S 2 Pts paint missed (2 Out)			
09:45				6 KUES S Defensive Rebound
09:30				12 BUTTERBRODT M 2 Pts paint missed (2 Out)
09:28	7 RUDELL J Defensive Rebound			
09:16	13 GONZALES L Turnover			
08:52		0-2	-2	15 MOHNEN M 2-Pts paint made (2 In)
08:50				12 BUTTERBRODT M Assist
08:34	7 RUDELL J Personal foul			
08:34				15 MOHNEN M Foul On
08:34				15 MOHNEN M Steal
08:34	10 WHEELER S Turnover			
08:23		0-4	-4	6 KUES S 2-Pts paint made (2 In)
08:23				15 MOHNEN M Assist
08:23	10 WHEELER S Personal foul			
08:23				6 KUES S Foul On
08:13				15 MOHNEN M Turnover
08:13	10 WHEELER S Steal			
08:03	5 CISNEROS P 2 Pts paint missed (2 Out)			
08:01				8 ZEYEN A Defensive Rebound
07:49				11 SCHRATZ N 2-Pts missed (2 out)
07:47	13 GONZALES L Defensive Rebound			
07:35	7 RUDELL J 2 Pts paint missed (2 Out)			
07:32	10 WHEELER S Offensive Rebound			





## PLAY BY PLAY

文字比分播报

USA 42 vs 38 GER

Attendance: 8580

Game Time	USA - United States	Score	Lead	GER - Germany
07:30	10 WHEELER S Turnover			
07:30				15 MOHNEN M Steal
07:18	13 GONZALES L Personal foul			
07:18				8 ZEYEN A Foul On
07:18		0-5	-5	8 ZEYEN A Free Throw made (1 In)
07:18				8 ZEYEN A Free Throw missed (1 Out)
07:16	5 CISNEROS P Defensive Rebound			
06:55	5 CISNEROS P 2-Pts paint made (2 In)	2-5	-3	
06:53	10 WHEELER S Assist			
06:36				15 MOHNEN M 2-Pts missed (2 out)
06:33	13 GONZALES L Defensive Rebound			
06:19	6 HOSKINS E 2 Pts paint missed (2 Out)			
06:17				12 BUTTERBRODT M Defensive Rebound
05:58				6 KUES S 2 Pts paint missed (2 Out)
05:56	13 GONZALES L Defensive Rebound			
05:35	10 WHEELER S 2-Pts missed (2 out)			
05:33				15 MOHNEN M Defensive Rebound
05:25		2-7	-5	12 BUTTERBRODT M 2-Pts paint made (2 In)
05:22				11 SCHRATZ N Assist
05:04	7 RUDELL J 2 Pts paint missed (2 Out)			
05:01				15 MOHNEN M Defensive Rebound
04:58	6 HOSKINS E Personal foul			
04:58				12 BUTTERBRODT M Foul On
04:44		2-9	-7	15 MOHNEN M 2-Pts made (2 In)
04:42				12 BUTTERBRODT M Assist
04:14	5 CISNEROS P 2-Pts missed (2 out)			
04:12				15 MOHNEN M Defensive Rebound
03:48				12 BUTTERBRODT M 3-Pts missed (3 Out)
03:46	13 GONZALES L Defensive Rebound			
03:33	10 WHEELER S 2 Pts paint missed (2 Out)			
03:30				15 MOHNEN M Defensive Rebound
03:17		2-11	-9	8 ZEYEN A 2-Pts paint made (2 In)
02:55	13 GONZALES L 2-Pts missed (2 out)			
02:53				6 KUES S Defensive Rebound
02:42		2-13	-11	6 KUES S 2-Pts paint made (2 In)
02:42				8 ZEYEN A Assist
02:42	10 WHEELER S Personal foul			
02:42				6 KUES S Foul On
02:42	Time out			
02:42		2-14	-12	6 KUES S Free Throw made (1 In)
02:26				15 MOHNEN M Personal foul
02:26	7 RUDELL J Foul On			



## PLAY BY PLAY

文字比分播报

USA 42 vs 38 GER

Attendance: 8580

Game Time	USA - United States	Score	Lead	GER - Germany
02:20	7 RUDELL J 2-Pts missed (2 out)			
02:19				6 KUES S Defensive Rebound
02:15				12 BUTTERBRODT M Turnover
02:08				6 KUES S Personal foul
02:08	5 CISNEROS P Foul On			
02:08	10 WHEELER S Player OUT ---->>			
02:08	12 RIPP C Player IN <<----			
02:04	7 RUDELL J 2-Pts paint made (2 In)	4-14	-10	
02:04				11 SCHRATZ N Personal foul
02:04	7 RUDELL J Foul On			
02:04	7 RUDELL J Free Throw made (1 In)	5-14	-9	
01:44	13 GONZALES L Personal foul			
01:44				6 KUES S Foul On
01:44				6 KUES S Free Throw missed (1 Out)
01:44				6 KUES S Free Throw missed (1 Out)
01:41	13 GONZALES L Defensive Rebound			
01:27	7 RUDELL J 2 Pts paint missed (2 Out)			
01:25	5 CISNEROS P Offensive Rebound			
01:17	7 RUDELL J 2-Pts missed (2 out)			
01:15				12 BUTTERBRODT M Defensive Rebound
01:08	5 CISNEROS P Personal foul			
01:08				15 MOHNEN M Foul On
01:08	15 HOFFMAN C Player IN <<----			
01:08	13 GONZALES L Player OUT ---->>			
01:08		5-15	-10	15 MOHNEN M Free Throw made (1 In)
01:07				15 MOHNEN M Free Throw missed (1 Out)
01:03				12 BUTTERBRODT M Offensive Rebound
01:01				12 BUTTERBRODT M 2 Pts paint missed (2 Out)
00:58	7 RUDELL J Defensive Rebound			
00:46	6 HOSKINS E 2-Pts paint made (2 In)	7-15	-8	
00:44	12 RIPP C Assist			
00:28		7-17	-10	8 ZEYEN A 2-Pts paint made (2 In)
00:26				11 SCHRATZ N Assist
00:04	7 RUDELL J 2-Pts missed (2 out)			
00:02				15 MOHNEN M Defensive Rebound

## SECOND QUARTER

### Quarter Starters:

USA 4 MURRAY B      9 NICHOLS A      11 CASTLE S      12 RIPP C      15 HOFFMAN C  
GER 8 ZEYEN A      11 SCHRATZ N      15 MOHNEN M      12 BUTTERBRODT M      6 KUES S

Game Time	USA - United States	Score	Lead	GER - Germany
10:00	4 MURRAY B Player IN <<----			



## PLAY BY PLAY

文字比分播报

USA 42 vs 38 GER

Attendance: 8580

Game Time	USA - United States	Score	Lead	GER - Germany
10:00	9 NICHOLS A Player IN <<----			
10:00	11 CASTLE S Player IN <<----			
10:00	12 RIPP C Player IN <<----			
10:00	15 HOFFMAN C Player IN <<----			
10:00				8 ZEYEN A Player IN <<----
10:00				11 SCHRATZ N Player IN <<----
10:00				15 MOHNEN M Player IN <<----
10:00				12 BUTTERBRODT M Player IN <<----
10:00				6 KUES S Player IN <<----
09:54				Tap off situation, throw-in
09:35	11 CASTLE S Steal			
09:35				6 KUES S Turnover
09:28				6 KUES S Personal foul
09:28	12 RIPP C Foul On			
09:28	12 RIPP C Free Throw made (1 In)	8-17	-9	
09:28	12 RIPP C Free Throw made (1 In)	9-17	-8	
09:02		9-19	-10	15 MOHNEN M 2-Pts made (2 In)
09:00				12 BUTTERBRODT M Assist
08:40	4 MURRAY B 2-Pts missed (2 out)			
08:38				15 MOHNEN M Defensive Rebound
08:16				15 MOHNEN M 3-Pts missed (3 Out)
08:16	Defensive Rebound			
08:00	15 HOFFMAN C 2-Pts made (2 In)	11-19	-8	
07:58	12 RIPP C Assist			
07:49	4 MURRAY B Personal foul			
07:49				8 ZEYEN A Foul On
07:49				11 SCHRATZ N Player OUT ---->>
07:49				5 MEITNER B Player IN <<----
07:49				8 ZEYEN A Free Throw missed (1 Out)
07:49		11-20	-9	8 ZEYEN A Free Throw made (1 In)
07:34	15 HOFFMAN C 2-Pts missed (2 out)			
07:33				5 MEITNER B Defensive Rebound
07:28				6 KUES S Turnover
07:14	11 CASTLE S 2-Pts paint made (2 In)	13-20	-7	
07:14	4 MURRAY B Assist			
06:59				5 MEITNER B 2 Pts paint missed (2 Out)
06:57				12 BUTTERBRODT M Offensive Rebound
06:52				15 MOHNEN M 2-Pts missed (2 out)
06:50	9 NICHOLS A Defensive Rebound			
06:39	9 NICHOLS A 2-Pts missed (2 out)			
06:37				5 MEITNER B Defensive Rebound
06:18		13-22	-9	12 BUTTERBRODT M 2-Pts paint made (2 In)



## PLAY BY PLAY

文字比分播报

USA 42 vs 38 GER

Attendance: 8580

Game Time	USA - United States	Score	Lead	GER - Germany
06:16				15 MOHNEN M Assist
06:06				Time out
05:53	9 NICHOLS A Turnover			
05:41				5 MEITNER B Turnover
05:33	11 CASTLE S 2-Pts paint made (2 In)	15-22	-7	
05:33	12 RIPP C Assist			
05:33				6 KUES S Personal foul
05:33	11 CASTLE S Foul On			
05:29	11 CASTLE S Free Throw missed (1 Out)			
05:23				15 MOHNEN M Defensive Rebound
05:23				5 MEITNER B Turnover
05:23				5 MEITNER B Player OUT ---->>
05:23				6 KUES S Player OUT ---->>
05:23				7 MULLER EA Player IN <<----
05:23				9 SEIFERT N Player IN <<----
05:10	15 HOFFMAN C 2 Pts paint missed (2 Out)			
05:08				9 SEIFERT N Defensive Rebound
05:03				15 MOHNEN M Turnover
04:45	11 CASTLE S 2 Pts paint missed (2 Out)			
04:43				12 BUTTERBRODT M Defensive Rebound
04:27				8 ZEYEN A 2 Pts paint missed (2 Out)
04:25				9 SEIFERT N Offensive Rebound
04:22		15-24	-9	15 MOHNEN M 2-Pts made (2 In)
04:20				8 ZEYEN A Assist
04:09	15 HOFFMAN C 2-Pts paint made (2 In)	17-24	-7	
04:09				9 SEIFERT N Personal foul
04:09	15 HOFFMAN C Foul On			
04:09	15 HOFFMAN C Free Throw made (1 In)	18-24	-6	
03:49				12 BUTTERBRODT M 2 Pts paint missed (2 Out)
03:48	4 MURRAY B Defensive Rebound			
03:37	12 RIPP C 2 Pts paint missed (2 Out)			
03:36				12 BUTTERBRODT M Defensive Rebound
03:29	9 NICHOLS A Personal foul			
03:29				8 ZEYEN A Foul On
03:16				8 ZEYEN A 2 Pts paint missed (2 Out)
03:13	12 RIPP C Defensive Rebound			
03:01	9 NICHOLS A 2-Pts made (2 In)	20-24	-4	
02:46	12 RIPP C Steal			
02:46				15 MOHNEN M Turnover
02:32	15 HOFFMAN C 2 Pts paint missed (2 Out)			
02:30	15 HOFFMAN C Offensive Rebound			
02:19	12 RIPP C 2-Pts missed (2 out)			



## PLAY BY PLAY

文字比分播报

USA 42 vs 38 GER

Attendance: 8580

Game Time	USA - United States	Score	Lead	GER - Germany
02:17				12 BUTTERBRODT M Defensive Rebound
02:06				15 MOHNEN M 2-Pts missed (2 out)
02:04	15 HOFFMAN C Defensive Rebound			
01:56				15 MOHNEN M Personal foul
01:56	12 RIPP C Foul On			
01:56	12 RIPP C Free Throw made (1 In)	21-24	-3	
01:55	12 RIPP C Free Throw missed (1 Out)			
01:51				15 MOHNEN M Defensive Rebound
01:35		21-26	-5	7 MULLER EA 2-Pts paint made (2 In)
01:15	15 HOFFMAN C 2 Pts paint missed (2 Out)			
01:13				15 MOHNEN M Defensive Rebound
01:02				15 MOHNEN M Turnover
01:02	15 HOFFMAN C Steal			
00:50	12 RIPP C 2 Pts paint missed (2 Out)			
00:48				15 MOHNEN M Defensive Rebound
00:44				8 ZEYEN A Turnover
00:44				Time out
00:30	12 RIPP C 2 Pts paint missed (2 Out)			
00:30	12 RIPP C Offensive Rebound			
00:30				7 MULLER EA Personal foul
00:30	12 RIPP C Foul On			
00:30	12 RIPP C Free Throw made (1 In)	22-26	-4	
00:30	12 RIPP C Free Throw made (1 In)	23-26	-3	
00:11	12 RIPP C Steal			
00:11				8 ZEYEN A Turnover
00:07	9 NICHOLS A Offensive foul			
00:07	9 NICHOLS A Turnover			
00:07				15 MOHNEN M Foul On
00:00				12 BUTTERBRODT M 3-Pts missed (3 Out)

### THIRD QUARTER

#### Quarter Starters:

USA 7 RUDELL J      12 RIPP C      5 CISNEROS P      11 CASTLE S      10 WHEELER S  
GER 5 MEITNER B      6 KUES S      8 ZEYEN A      12 BUTTERBRODT M      15 MOHNEN M

Game Time	USA - United States	Score	Lead	GER - Germany
10:00				5 MEITNER B Player IN <<----
10:00				6 KUES S Player IN <<----
10:00				8 ZEYEN A Player IN <<----
10:00				12 BUTTERBRODT M Player IN <<----
10:00				15 MOHNEN M Player IN <<----
10:00	7 RUDELL J Player IN <<----			
10:00	12 RIPP C Player IN <<----			



## PLAY BY PLAY

文字比分播报

USA 42 vs 38 GER

Attendance: 8580

Game Time	USA - United States	Score	Lead	GER - Germany
10:00	5 CISNEROS P Player IN <<----			
10:00	11 CASTLE S Player IN <<----			
10:00	10 WHEELER S Player IN <<----			
10:00	Tap off situation, throw-in			
09:36	7 RUDELL J 2 Pts paint missed (2 Out)			
09:34				12 BUTTERBRODT M Defensive Rebound
09:21				5 MEITNER B 2 Pts paint missed (2 Out)
09:20	11 CASTLE S Defensive Rebound			
09:10	12 RIPP C 2-Pts paint made (2 In)	25-26	-1	
09:08	12 RIPP C Fast Break			
08:57	10 WHEELER S Steal			
08:57				8 ZEYEN A Turnover
08:40	7 RUDELL J 2 Pts paint missed (2 Out)			
08:38				15 MOHNEN M Defensive Rebound
08:14				15 MOHNEN M 2-Pts missed (2 out)
08:12	7 RUDELL J Defensive Rebound			
07:51	10 WHEELER S 2-Pts missed (2 out)			
07:49				15 MOHNEN M Defensive Rebound
07:27				12 BUTTERBRODT M 2 Pts paint missed (2 Out)
07:24	12 RIPP C Defensive Rebound			
07:05	5 CISNEROS P 2-Pts paint made (2 In)	27-26	+1	
06:46				8 ZEYEN A 2 Pts paint missed (2 Out)
06:44	11 CASTLE S Defensive Rebound			
06:32	10 WHEELER S Turnover			
06:32				5 MEITNER B Player OUT ---->>
06:32				11 SCHRATZ N Player IN <<----
06:28				15 MOHNEN M Turnover
06:13	5 CISNEROS P 2 Pts paint missed (2 Out)			
06:10	11 CASTLE S Offensive Rebound			
06:06	7 RUDELL J 2-Pts missed (2 out)			
06:04				6 KUES S Defensive Rebound
05:58				11 SCHRATZ N Turnover
05:58				Time out
05:38	7 RUDELL J 3-Pts missed (3 Out)			
05:37	5 CISNEROS P Offensive Rebound			
05:30				12 BUTTERBRODT M Steal
05:30	11 CASTLE S Turnover			
05:20				11 SCHRATZ N 2 Pts paint missed (2 Out)
05:18				8 ZEYEN A Offensive Rebound
05:02				15 MOHNEN M 2-Pts missed (2 out)
05:00	11 CASTLE S Defensive Rebound			
04:51				12 BUTTERBRODT M Personal foul



## PLAY BY PLAY

文字比分播报

USA 42 vs 38 GER

Attendance: 8580

Game Time	USA - United States	Score	Lead	GER - Germany
04:51	10 WHEELER S Foul On			
04:51				12 BUTTERBRODT M Player OUT ---->>
04:51				14 KAHL A Player IN <<----
04:27	10 WHEELER S 2-Pts made (2 In)	29-26	+3	
04:07		29-28	+1	15 MOHNEN M 2-Pts paint made (2 In)
03:49	5 CISNEROS P 2 Pts paint missed (2 Out)			
03:47	10 WHEELER S Offensive Rebound			
03:39	11 CASTLE S 2-Pts missed (2 out)			
03:37				14 KAHL A Defensive Rebound
03:25				6 KUES S Turnover
03:08	7 RUDELL J 2-Pts missed (2 out)			
03:06				11 SCHRATZ N Defensive Rebound
03:01				Tap off situation, throw-in
02:54	7 RUDELL J Steal			
02:54				15 MOHNEN M Turnover
02:49	12 RIPP C 2 Pts paint missed (2 Out)			
02:47				14 KAHL A Defensive Rebound
02:24				6 KUES S 2 Pts paint missed (2 Out)
02:22	11 CASTLE S Defensive Rebound			
02:09	11 CASTLE S 2-Pts paint made (2 In)	31-28	+3	
02:09	12 RIPP C Assist			
01:54	12 RIPP C Personal foul			
01:54				15 MOHNEN M Foul On
01:47				15 MOHNEN M 2-Pts missed (2 out)
01:45	10 WHEELER S Defensive Rebound			
01:45	10 WHEELER S Turnover			
01:36				14 KAHL A 2 Pts paint missed (2 Out)
01:33	12 RIPP C Defensive Rebound			
01:22	7 RUDELL J Offensive foul			
01:22	7 RUDELL J Turnover			
01:22				11 SCHRATZ N Foul On
01:16				11 SCHRATZ N Turnover
00:56	7 RUDELL J 2-Pts missed (2 out)			
00:54	10 WHEELER S Offensive Rebound			
00:52	7 RUDELL J 2 Pts paint missed (2 Out)			
00:49				15 MOHNEN M Defensive Rebound
00:32				8 ZEYEN A 2 Pts paint missed (2 Out)
00:31	7 RUDELL J Defensive Rebound			
00:21				15 MOHNEN M Personal foul
00:21	7 RUDELL J Foul On			
00:21	7 RUDELL J Free Throw made (1 In)	32-28	+4	
00:21	7 RUDELL J Free Throw made (1 In)	33-28	+5	



## PLAY BY PLAY

文字比分播报

USA 42 vs 38 GER

Attendance: 8580

Game Time	USA - United States	Score	Lead	GER - Germany
00:00				14 KAHL A 2-Pts missed (2 out)

### FOURTH QUARTER

#### Quarter Starters:

USA

GER

Game Time	USA - United States	Score	Lead	GER - Germany
10:00				6 KUES S Player IN <<----
10:00				8 ZEYEN A Player IN <<----
10:00				11 SCHRATZ N Player IN <<----
10:00				13 BEHRENS A Player IN <<----
10:00				13 BEHRENS A Player OUT ---->>
10:00				14 KAHL A Player IN <<----
10:00				15 MOHNEN M Player IN <<----
10:00	5 CISNEROS P Player IN <<----			
10:00	10 WHEELER S Player IN <<----			
10:00	11 CASTLE S Player IN <<----			
10:00	12 RIPP C Player IN <<----			
10:00	15 HOFFMAN C Player IN <<----			
00:00	Tap off situation, throw-in			
09:33	11 CASTLE S 2-Pts missed (2 out)			
09:31				14 KAHL A Defensive Rebound
09:18		33-30	+3	11 SCHRATZ N 2-Pts paint made (2 In)
09:17				8 ZEYEN A Assist
08:48	12 RIPP C Turnover			
08:29		33-32	+1	11 SCHRATZ N 2-Pts paint made (2 In)
08:26				6 KUES S Assist
08:17	10 WHEELER S Turnover			
08:07				8 ZEYEN A 2 Pts paint missed (2 Out)
08:06	5 CISNEROS P Defensive Rebound			
07:53	5 CISNEROS P 2-Pts missed (2 out)			
07:50	10 WHEELER S Offensive Rebound			
07:50	10 WHEELER S 2-Pts paint made (2 In)	35-32	+3	
07:45	Time out			
07:34	12 RIPP C Steal			
07:34				8 ZEYEN A Turnover
07:19	15 HOFFMAN C 2-Pts missed (2 out)			
07:18				15 MOHNEN M Defensive Rebound
07:18				14 KAHL A Personal foul
07:18	12 RIPP C Foul On			
06:58				15 MOHNEN M Personal foul
06:58	10 WHEELER S Foul On			





## PLAY BY PLAY

文字比分播报

USA 42 vs 38 GER

Attendance: 8580

Game Time	USA - United States	Score	Lead	GER - Germany
06:58				14 KAHL A Player OUT ---->>
06:58				12 BUTTERBRODT M Player IN <<----
06:50	15 HOFFMAN C 2 Pts paint missed (2 Out)			
06:48	12 RIPP C Offensive Rebound			
06:40	11 CASTLE S 2-Pts paint made (2 In)	37-32	+5	
06:39	12 RIPP C Assist			
06:11				15 MOHNEN M Turnover
06:11				15 MOHNEN M Player OUT ---->>
06:11				14 KAHL A Player IN <<----
05:58	12 RIPP C Turnover			
05:33				11 SCHRATZ N 3-Pts missed (3 Out)
05:33	15 HOFFMAN C Defensive Rebound			
05:10	12 RIPP C 2-Pts made (2 In)	39-32	+7	
04:57	15 HOFFMAN C Steal			
04:57				11 SCHRATZ N Turnover
04:57				11 SCHRATZ N Personal foul
04:57	15 HOFFMAN C Foul On			
04:57				Time out
04:57				11 SCHRATZ N Player OUT ---->>
04:57				6 KUES S Player OUT ---->>
04:57				7 MULLER EA Player IN <<----
04:57				9 SEIFERT N Player IN <<----
04:57	15 HOFFMAN C Free Throw missed (1 Out)			
04:57	15 HOFFMAN C Free Throw missed (1 Out)			
04:54				7 MULLER EA Defensive Rebound
04:45		39-34	+5	12 BUTTERBRODT M 2-Pts paint made (2 In)
04:45	10 WHEELER S Personal foul			
04:45				12 BUTTERBRODT M Foul On
04:45		39-35	+4	12 BUTTERBRODT M Free Throw made (1 In)
04:30	12 RIPP C 2 Pts paint missed (2 Out)			
04:28	5 CISNEROS P Offensive Rebound			
04:19	5 CISNEROS P 2 Pts paint missed (2 Out)			
04:17				12 BUTTERBRODT M Defensive Rebound
04:15	5 CISNEROS P Personal foul			
04:15				12 BUTTERBRODT M Foul On
04:15				14 KAHL A Player OUT ---->>
04:15				10 SCHUNEMANN G Player IN <<----
03:52	11 CASTLE S Personal foul			
03:52				12 BUTTERBRODT M Foul On
03:52				12 BUTTERBRODT M Free Throw missed (1 Out)
03:52				12 BUTTERBRODT M Free Throw missed (1 Out)
03:49				8 ZEYEN A Offensive Rebound



## PLAY BY PLAY

文字比分播报

USA 42 vs 38 GER

Attendance: 8580

Game Time	USA - United States	Score	Lead	GER - Germany
03:34				10 SCHUNEMANN G 2 Pts paint missed (2 Out)
03:32	15 HOFFMAN C Defensive Rebound			
03:18	15 HOFFMAN C 2 Pts paint missed (2 Out)			
03:18				Defensive Rebound
03:03				8 ZEYEN A Offensive foul
03:03				8 ZEYEN A Turnover
03:03	5 CISNEROS P Foul On			
02:45	10 WHEELER S 2-Pts missed (2 out)			
02:42				10 SCHUNEMANN G Defensive Rebound
02:29				9 SEIFERT N Turnover
02:29	15 HOFFMAN C Player OUT ---->>			
02:29	7 RUDELL J Player IN <<----			
02:15	10 WHEELER S Turnover			
01:46				10 SCHUNEMANN G 3-Pts missed (3 Out)
01:45	7 RUDELL J Defensive Rebound			
01:30	7 RUDELL J 2 Pts paint missed (2 Out)			
01:28				8 ZEYEN A Defensive Rebound
01:22		39-37	+2	9 SEIFERT N 2-Pts paint made (2 In)
01:22				9 SEIFERT N Fast Break
01:22				7 MULLER EA Assist
01:01	12 RIPP C 2-Pts made (2 In)	41-37	+4	
01:01				Time out
00:43				12 BUTTERBRODT M 2-Pts missed (2 out)
00:43	Defensive Rebound			
00:43				7 MULLER EA Player OUT ---->>
00:43				6 KUES S Player IN <<----
00:42				12 BUTTERBRODT M Personal foul
00:42	7 RUDELL J Foul On			
00:42	7 RUDELL J Free Throw missed (1 Out)			
00:42	7 RUDELL J Free Throw made (1 In)	42-37	+5	
00:32	7 RUDELL J Personal foul			
00:32				8 ZEYEN A Foul On
00:32		42-38	+4	8 ZEYEN A Free Throw made (1 In)
00:29				8 ZEYEN A Free Throw missed (1 Out)
00:28	7 RUDELL J Defensive Rebound			
00:23				9 SEIFERT N Personal foul
00:23	12 RIPP C Foul On			
00:23	Time out			
00:23	12 RIPP C Free Throw missed (1 Out)			
00:23	12 RIPP C Free Throw missed (1 Out)			
00:20				Tap off situation, throw-in
00:14				10 SCHUNEMANN G Defensive Rebound



NATIONAL INDOOR STADIUM  
国家体育馆

MON 星期一  
8 SEP 2008  
16:15

WHEELCHAIR BASKETBALL  
轮椅篮球

WOMEN  
女子

PRELIMINARIES GROUP A - GAME 17  
预赛 组 A - 场 17



### PLAY BY PLAY

文字比分播报

**USA 42 vs 38 GER**

**Attendance: 8580**

Game Time	USA - United States	Score	Lead	GER - Germany
-----------	---------------------	-------	------	---------------



## RESULTS

比赛成绩

### USA 23 vs 26 GER

Attendance: 8580

Referee: MARQUES Rui David (BRA)

Commissioner: VIVIERS Nico Maritz Malan (RSA)

Umpires: BOSVELD Andre (NED); FARRUGIA Anna Valerie (FRA)

Classifier: RIBEIRO Maria Sonia (BRA)

		Q1		Q2	
Scoring by 5 min intervals:	USA	2	7	15	23
	GER	7	17	22	26

#### USA - UNITED STATES of AMERICA

No.	Name	Sport Class	MIN	Field Goals		2 Points		3 Points		Free Throws		Rebounds			AS	TO	ST	BS	PF	FO	PTS
				M/A	%	M/A	%	M/A	%	M/A	%	OR	DR	TOT							
*5	CISNEROS Patty (C)	2.0	10:00	1/3	33	1/3	33					1	1	2					1	1	2
*6	HOSKINS Emily	1.0	10:00	1/2	50	1/2	50												1		2
*7	RUDELLE Jen	4.5	10:00	1/7	14	1/7	14			1/1	100			2					1	2	3
*10	WHEELER Stephanie	2.0	07:52	0/3	0	0/3	0					1		1	1	2	1		2		0
*13	GONZALES Loraine	4.0	08:52	0/1	0	0/1	0							5		1			2		0
4	MURRAY Becca	2.5	10:00	0/1	0	0/1	0							1	1	1			1		0
8	SCHNEIDER Natalie	4.5	00:00																		0
9	NICHOLS Alana	2.5	10:00	1/2	50	1/2	50					1	1			2			2		2
11	CASTLE Sarah	2.5	10:00	2/3	67	2/3	67			0/1	0						1			1	4
12	RIPP Christina	2.5	12:08	0/4	0	0/4	0			5/6	83	1	1	2	3		2			3	5
14	MILFORD Mary Allison	1.0	00:00																		0
15	HOFFMAN Carlee	4.0	11:08	2/6	33	2/6	33			1/1	100	1	1	2			1			1	5
Team/Coach																					
<b>Totals</b>				8/32	25	8/32	25			7/9	78	4	13	17	5	5	5		10	8	23
<b>Coach</b>		LYKINS Ronald																			
<b>Assistant Coach</b>		SIKORA John										TAYLOR Robert									

#### GER - GERMANY

No.	Name	Sport Class	MIN	Field Goals		2 Points		3 Points		Free Throws		Rebounds			AS	TO	ST	BS	PF	FO	PTS
				M/A	%	M/A	%	M/A	%	M/A	%	OR	DR	TOT							
*6	KUES Simone	1.0	14:37	2/3	67	2/3	67			1/3	33		3	3		2			3	3	5
*8	ZEYEN Annika	1.5	20:00	2/4	50	2/4	50			2/4	50		1	1	2	2				3	6
*11	SCHRATZ Nora	2.5	12:11	0/1	0	0/1	0								2				1		0
*12	BUTTERBRODT Maren	4.5	20:00	2/7	29	2/5	40	0/2	0			2	5	7	3	1				1	4
*15	MOHNEN Marina	4.5	20:00	4/8	50	4/7	57	0/1	0	1/2	50		10	10	2	4	2		2	3	9
4	KAUTZ Britta	1.0	00:00																		0
5	MEITNER Birgit	2.5	02:26	0/1	0	0/1	0						2	2		2					0
7	MULLER Edina Anita	2.0	05:23	1/1	100	1/1	100												1		2
9	SEIFERT Nicole	1.5	05:23									1	1	2					1		0
10	SCHUNEMANN Gesche	4.5	00:00																		0
13	BEHRENS Alke	1.0	00:00																		0
14	KAHL Annette (C)	4.5	00:00																		0
Team/Coach																					
<b>Totals</b>				11/25	44	11/22	50	0/3	0	4/9	44	3	22	25	9	11	2		8	10	26
<b>Coach</b>		GLINICKI Holger Ingo																			
<b>Assistant Coach</b>		RICHARZ Peter																			

	USA	GER
Points from Turnovers	4	5
Points in the Paint	12	16
Second Chance Points	2	2
Fast Break Points	0	0

	USA	GER
Biggest Lead	0	12
Biggest Scoring Run	6-0(21-24)	9-0(2-14)
Lead Changes	0	
Times Tied	0	

#### Legend:

%	Shooting Percentage	(C)	Captain	*	Starters	AS	Assists
BS	Blocked Shots	DR	Defensive Rebounds	FO	Fouls On	M/A	Made/Attempts
MIN	Minutes Played	OR	Offensive Rebounds	PF	Fouls	PTS	Points
Qx	Quarter Time	ST	Steals	TO	Turnovers	TOT	Total Rebounds



## RESULTS

比赛成绩

### USA 42 vs 38 GER

Attendance: 8580

Referee: MARQUES Rui David (BRA)

Commissioner: VIVIERS Nico Maritz Malan (RSA)

Umpires: BOSVELD Andre (NED); FARRUGIA Anna Valerie (FRA)

Classifier: RIBEIRO Maria Sonia (BRA)

		Q1		Q2		Q3		Q4	
Scoring by 5 min intervals:	USA	2	7	15	23	27	33	39	42
	GER	7	17	22	26	26	28	32	38

#### USA - UNITED STATES of AMERICA

No.	Name	Sport Class	MIN	Field Goals		2 Points		3 Points		Free Throws		Rebounds			AS	TO	ST	BS	PF	FO	PTS
				M/A	%	M/A	%	M/A	%	M/A	%	OR	DR	TOT							
*5	CISNEROS Patty (C)	2.0	30:00	2/8	25	2/8	25					3	2	5					2	2	4
*6	HOSKINS Emily	1.0	10:00	1/2	50	1/2	50												1		2
*7	RUDELLE Jen	4.5	22:29	1/15	7	1/14	7	0/1	0	4/5	80		6	6		1	1		3	4	6
*10	WHEELER Stephanie	2.0	27:52	2/7	29	2/7	29					4	1	5	1	6	2		3	2	4
*13	GONZALES Loraine	4.0	08:52	0/1	0	0/1	0						5	5		1			2		0
4	MURRAY Becca	2.5	10:00	0/1	0	0/1	0						1	1	1				1		0
8	SCHNEIDER Natalie	4.5	00:00																		0
9	NICHOLS Alana	2.5	10:00	1/2	50	1/2	50						1	1		2			2		2
11	CASTLE Sarah	2.5	30:00	4/7	57	4/7	57			0/1	0	1	4	5		1	1		1	1	8
12	RIPP Christina	2.5	32:08	3/9	33	3/9	33			5/8	63	2	3	5	5	2	3		1	5	11
14	MILFORD Mary Allison	1.0	00:00																		0
15	HOFFMAN Carlee	4.0	18:39	2/9	22	2/9	22			1/3	33	1	3	4			2			2	5
Team/Coach																					
<b>Totals</b>				16/61	26	16/60	27	0/1	0	10/17	59	11	28	39	7	13	9		16	16	42
<b>Coach</b>		LYKINS Ronald																			
<b>Assistant Coach</b>		SIKORA John									TAYLOR Robert										

#### GER - GERMANY

No.	Name	Sport Class	MIN	Field Goals		2 Points		3 Points		Free Throws		Rebounds			AS	TO	ST	BS	PF	FO	PTS
				M/A	%	M/A	%	M/A	%	M/A	%	OR	DR	TOT							
*6	KUES Simone	1.0	30:23	2/4	50	2/4	50			1/3	33		4	4	1	3			3	3	5
*8	ZEYEN Annika	1.5	40:00	2/7	29	2/7	29			3/6	50	2	2	4	3	5			1	4	7
*11	SCHRATZ Nora	2.5	23:46	2/5	40	2/4	50	0/1	0				1	1	2	3			2	1	4
*12	BUTTERBRODT Maren	4.5	32:07	3/10	30	3/8	38	0/2	0	1/3	33	2	7	9	3	1	1		2	4	7
*15	MOHNEN Marina	4.5	33:49	5/12	42	5/11	45	0/1	0	1/2	50		14	14	2	7	2		4	4	11
4	KAUTZ Britta	1.0	00:00																		0
5	MEITNER Birgit	2.5	05:54	0/2	0	0/2	0						2	2		2					0
7	MULLER Edina Anita	2.0	09:37	1/1	100	1/1	100						1	1	1				1		2
9	SEIFERT Nicole	1.5	10:20	1/1	100	1/1	100						1	1	2		1		2		2
10	SCHUNEMANN Gesche	4.5	04:15	0/2	0	0/1	0	0/1	0				2	2							0
13	BEHRENS Alke	1.0	00:00																		0
14	KAHL Annette (C)	4.5	09:49	0/2	0	0/2	0						3	3					1		0
Team/Coach																					
<b>Totals</b>				16/46	35	16/41	39	0/5	0	6/14	43	5	38	43	12	22	3		16	16	38
<b>Coach</b>		GLINICKI Holger Ingo																			
<b>Assistant Coach</b>		RICHAZ Peter																			

	USA	GER
Points from Turnovers	4	7
Points in the Paint	22	26
Second Chance Points	6	2
Fast Break Points	0	0

	USA	GER
Biggest Lead	7	12
Biggest Scoring Run	8-0(29-26)	9-0(2-14)
Lead Changes	1	
Times Tied	0	

#### Legend:

%	Shooting Percentage	(C)	Captain	*	Starters	AS	Assists
BS	Blocked Shots	DR	Defensive Rebounds	FO	Fouls On	M/A	Made/Attempts
MIN	Minutes Played	OR	Offensive Rebounds	OTx	Overtime	PF	Fouls
PTS	Points	Qx	Quarter Time	ST	Steals	TO	Turnovers
TOT	Total Rebounds						



## START LIST

首发名单

### AUS - USA

**Referee:** QUINTANA Matias (ARG)  
**Umpires:** GAUTHIER Sebastien (CAN); GREGORY Christopher (GBR)

**Commissioner:** VIVIERS Nico Maritz Malan (RSA)  
**Classifier:** MACKAY Kenneth (GBR)

#### AUS - Australia

No.	Name	Pos	Age	Sport Class	Current Games Statistics						
					PPG	FG%	3FG%	FT%	RPG	APG	MPG (GP)
4	DOMASCHENZ Melanie	G	24	1.0	0.0	0			1.0		19:10 (2)
5	CRISPIN Cobi	F	19	4.0	13.5	65		33	7.0	0.5	15:38 (2)
6	KEAN Bridie	F	21	4.0	1.0	50			1.5		07:19 (2)
7	HALL Melanie	G	31	2.5	2.0	50			1.0	0.5	07:00 (2)
8	MCKENZIE Tina	F	34	3.0	1.0	50			2.5	1.0	09:55 (2)
9	TESCH Liesl (C)	F	39	4.0	13.5	65		25	7.5	2.0	22:35 (2)
10	BURZYNSKI Clare	G	22	1.0	0.0				2.5	1.0	20:50 (2)
11	GAUCI Kylie	G	23	2.0	5.0	16	0	50	4.5	5.5	32:59 (2)
12	CHAPLIN Shelley	F	24	3.5	11.0	47		67	5.0	0.5	19:06 (2)
13	STEWART Sarah	F	32	3.0	7.5	41		50	4.5	1.0	24:56 (2)
14	HILL Katie	G	24	3.0	3.0	27	0		1.5	1.0	11:15 (2)
15	O'KELLY-KENNEDY K	C	22	4.0	5.0	21		100	3.5		09:14 (2)
Team			26.3		62.5	41	0	57	42.0	13.0	
<b>Coach</b>		HEWSON Gerry									
<b>Assistant Coach</b>		HEWISH Mark									

AUS Played		
PR	GBR	59-30
PR	BRA	66-30
PR	GER	10 SEP

#### USA - United States of America

No.	Name	Pos	Age	Sport Class	Current Games Statistics						
					PPG	FG%	3FG%	FT%	RPG	APG	MPG (GP)
4	MURRAY Becca	G	18	2.5	0.0	0			1.0	1.0	10:00 (1)
5	CISNEROS Patty (C)	G	30	2.0	4.0	25			5.0		30:00 (1)
6	HOSKINS Emily	G	25	1.0	2.0	50					10:00 (1)
7	RUDELLE Jen	G	30	4.5	6.0	7	0	80	6.0		22:29 (1)
8	SCHNEIDER Natalie	F	25	4.5	0.0						00:00 (0)
9	NICHOLS Alana	G	25	2.5	2.0	50			1.0		10:00 (1)
10	WHEELER Stephanie	G	27	2.0	4.0	29			5.0	1.0	27:52 (1)
11	CASTLE Sarah	G	24	2.5	8.0	57		0	5.0		30:00 (1)
12	RIPP Christina	G	28	2.5	11.0	33		63	5.0	5.0	32:08 (1)
13	GONZALES Loraine	F	30	4.0	0.0	0			5.0		08:52 (1)
14	MILFORD Mary Allison	G	22	1.0	0.0						00:00 (0)
15	HOFFMAN Carlee	F	22	4.0	5.0	22		33	4.0		18:39 (1)
Team			25.5		42.0	26	0	59	37.0	7.0	
<b>Coach</b>		LYKINS Ronald									
<b>Assistant Coach</b>		SIKORA John					TAYLOR Robert				

USA Played		
PR	GER	42-38
PR	GBR	10 SEP
PR	BRA	11 SEP

**Legend:**

3FG%	3 Field Goals %	APG	Assists per Game	C	Centre	F	Forward
FG%	Field Goals %	FT%	Free Throws %	G	Guard	GP	Games Played
MPG	Minutes Played per Game	Pos	Playing Position	PPG	Points per Game	PR	Preliminary Round
RPG	Rebounds per Game						



## PLAY BY PLAY

文字比分播报

AUS 20 vs 30 USA

Attendance: 1190

Scoring by 5 min intervals:

	Q1		Q2	
AUS	4	6	14	20
USA	4	11	23	30

### FIRST QUARTER

#### Quarter Starters:

**AUS** 9 TESCH L                      10 BURZYNSKI C                      11 GAUCI K                      12 CHAPLIN S                      13 STEWART S  
**USA** 5 CISNEROS P                      6 HOSKINS E                      7 RUDELLE J                      10 WHEELER S                      13 GONZALES L

Game Time	AUS - Australia	Score	Lead	USA - United States
10:00	9 TESCH L Player IN <<<<<<			
10:00	10 BURZYNSKI C Player IN <<<<<<			
10:00	11 GAUCI K Player IN <<<<<<			
10:00	12 CHAPLIN S Player IN <<<<<<			
10:00	13 STEWART S Player IN <<<<<<			
10:00				5 CISNEROS P Player IN <<<<<<
10:00				6 HOSKINS E Player IN <<<<<<
10:00				7 RUDELLE J Player IN <<<<<<
10:00				10 WHEELER S Player IN <<<<<<
10:00				13 GONZALES L Player IN <<<<<<
10:00	9 TESCH L Tap off lost			13 GONZALES L Tap off won
09:44				10 WHEELER S 2-Pts missed (2 out)
09:41	9 TESCH L Defensive Rebound			
09:32	11 GAUCI K 2-Pts paint made (2 In)	2-0	+2	
09:20	11 GAUCI K Steal			
09:20				5 CISNEROS P Turnover
09:11	13 STEWART S Offensive foul			
09:11				10 WHEELER S Foul On
09:10	13 STEWART S Turnover			
09:10				10 WHEELER S Steal
09:10				5 CISNEROS P Turnover
09:10	12 CHAPLIN S Steal			
08:39	12 CHAPLIN S 2-Pts missed (2 out)			
08:36				10 WHEELER S Defensive Rebound
08:24		2-2	0	13 GONZALES L 2-Pts paint made (2 In)
08:21				7 RUDELLE J Assist
08:04	9 TESCH L 2-Pts missed (2 out)			
08:02				7 RUDELLE J Defensive Rebound
07:39				13 GONZALES L 2 Pts paint missed (2 Out)
07:37	13 STEWART S Defensive Rebound			
07:24	12 CHAPLIN S Turnover			
07:08				7 RUDELLE J 2-Pts missed (2 out)
07:06	10 BURZYNSKI C Defensive Rebound			
06:48	9 TESCH L 2-Pts made (2 In)	4-2	+2	



## PLAY BY PLAY

文字比分播报

AUS 20 vs 30 USA

Attendance: 1190

Game Time	AUS - Australia	Score	Lead	USA - United States
06:41	12 CHAPLIN S Personal foul			
06:41				10 WHEELER S Foul On
06:26				5 CISNEROS P 2 Pts paint missed (2 Out)
06:26	9 TESCH L Blocked Shot			
06:22				Offensive Rebound
06:18		4-4	0	10 WHEELER S 2-Pts paint made (2 In)
06:05	11 GAUCI K Turnover			
05:50				13 GONZALES L 2 Pts paint missed (2 Out)
05:47	10 BURZYNSKI C Defensive Rebound			
05:26	13 STEWART S 2 Pts paint missed (2 Out)			
05:24				7 RUDELL J Defensive Rebound
05:10				10 WHEELER S 2-Pts missed (2 out)
05:10	Defensive Rebound			
05:10	10 BURZYNSKI C Player OUT ---->>			
05:10	4 DOMASCHENZ M Player IN <<----			
04:49	13 STEWART S 2-Pts missed (2 out)			
04:47				Defensive Rebound
04:30				7 RUDELL J 2-Pts missed (2 out)
04:27	9 TESCH L Defensive Rebound			
04:01	13 STEWART S 2-Pts missed (2 out)			
03:41				7 RUDELL J Blocked Shot
03:58				5 CISNEROS P Defensive Rebound
03:50				7 RUDELL J Fast Break
03:53		4-6	-2	7 RUDELL J 2-Pts paint made (2 In)
03:30	4 DOMASCHENZ M 2 Pts paint missed (2 Out)			
03:28				13 GONZALES L Defensive Rebound
03:16	13 STEWART S Personal foul			
03:16				7 RUDELL J Foul On
03:16	9 TESCH L Player OUT ---->>			
03:16	13 STEWART S Player OUT ---->>			
03:16	5 CRISPIN C Player IN <<----			
03:16	8 MCKENZIE T Player IN <<----			
03:07		4-8	-4	7 RUDELL J 2-Pts paint made (2 In)
02:50	8 MCKENZIE T 2-Pts missed (2 out)			
02:47				5 CISNEROS P Defensive Rebound
02:37				7 RUDELL J 2 Pts paint missed (2 Out)
02:35	5 CRISPIN C Defensive Rebound			
02:23	5 CRISPIN C 2 Pts paint missed (2 Out)			
02:22				7 RUDELL J Defensive Rebound
02:08		4-10	-6	7 RUDELL J 2-Pts paint made (2 In)
02:08	Time out			
01:51	5 CRISPIN C Turnover			





## PLAY BY PLAY

文字比分播报

AUS 20 vs 30 USA

Attendance: 1190

Game Time	AUS - Australia	Score	Lead	USA - United States
01:51				6 HOSKINS E Steal
01:41	5 CRISPIN C Personal foul			
01:41				13 GONZALES L Foul On
01:41	12 CHAPLIN S Player OUT ---->>			
01:41	9 TESCH L Player IN <<-----			
01:41				13 GONZALES L Free Throw missed (1 Out)
01:41		4-11	-7	13 GONZALES L Free Throw made (1 In)
01:15	11 GAUCI K Turnover			
01:15				10 WHEELER S Steal
01:15				13 GONZALES L Turnover
00:47				5 CISNEROS P Personal foul
00:47	4 DOMASCHENZ M Foul On			
00:29	9 TESCH L 2-Pts made (2 In)	6-11	-5	
00:04				7 RUDELLELL J 3-Pts missed (3 Out)
00:02	5 CRISPIN C Defensive Rebound			

## SECOND QUARTER

### Quarter Starters:

AUS 8 MCKENZIE T      9 TESCH L      10 BURZYNSKI C      11 GAUCI K      12 CHAPLIN S  
USA 4 MURRAY B      9 NICHOLS A      11 CASTLE S      12 RIPP C      15 HOFFMAN C

Game Time	AUS - Australia	Score	Lead	USA - United States
10:00	8 MCKENZIE T Player IN <<-----			
10:00	9 TESCH L Player IN <<-----			
10:00	10 BURZYNSKI C Player IN <<-----			
10:00	11 GAUCI K Player IN <<-----			
10:00	12 CHAPLIN S Player IN <<-----			
10:00				4 MURRAY B Player IN <<-----
10:00				9 NICHOLS A Player IN <<-----
10:00				11 CASTLE S Player IN <<-----
10:00				12 RIPP C Player IN <<-----
10:00				15 HOFFMAN C Player IN <<-----
09:52	10 BURZYNSKI C Tap off situation, throw-in			
09:46	11 GAUCI K 2-Pts made (2 In)	8-11	-3	
09:26		8-13	-5	15 HOFFMAN C 2-Pts paint made (2 In)
09:24				12 RIPP C Assist
09:13	12 CHAPLIN S 2 Pts paint missed (2 Out)			
09:04	9 TESCH L Offensive Rebound			
09:04	9 TESCH L 2-Pts paint made (2 In)	10-13	-3	
08:43				9 NICHOLS A 2 Pts paint missed (2 Out)
08:40	11 GAUCI K Defensive Rebound			
08:31	8 MCKENZIE T 2-Pts paint made (2 In)	12-13	-1	
08:30	11 GAUCI K Assist			



## PLAY BY PLAY

文字比分播报

AUS 20 vs 30 USA

Attendance: 1190

Game Time	AUS - Australia	Score	Lead	USA - United States
08:12		12-15	-3	11 CASTLE S 2-Pts paint made (2 In)
08:10				12 RIPP C Assist
08:04	11 GAUCI K Turnover			
08:04	8 McKENZIE T Player OUT ---->>			
08:04	14 HILL K Player IN <<----			
07:51				12 RIPP C 2-Pts missed (2 out)
07:48	9 TESCH L Defensive Rebound			
07:37	9 TESCH L 2 Pts paint missed (2 Out)			
07:34				11 CASTLE S Defensive Rebound
07:24				12 RIPP C Offensive foul
07:24				12 RIPP C Turnover
07:24	9 TESCH L Foul On			
07:24	9 TESCH L Steal			
07:06		12-17	-5	9 NICHOLS A 2-Pts paint made (2 In)
07:04				12 RIPP C Assist
06:40	11 GAUCI K 2-Pts missed (2 out)			
06:40				Defensive Rebound
06:20		12-19	-7	15 HOFFMAN C 2-Pts made (2 In)
06:17				4 MURRAY B Assist
06:10	9 TESCH L Turnover			
05:53	10 BURZYNSKI C Personal foul			
05:53				15 HOFFMAN C Foul On
05:53	14 HILL K Player OUT ---->>			
05:53	13 STEWART S Player IN <<----			
05:53	Time out			
05:53		12-20	-8	15 HOFFMAN C Free Throw made (1 In)
05:53		12-21	-9	15 HOFFMAN C Free Throw made (1 In)
05:42	11 GAUCI K 2 Pts paint missed (2 Out)			
05:39				12 RIPP C Defensive Rebound
05:32				4 MURRAY B 2 Pts paint missed (2 Out)
05:28	9 TESCH L Defensive Rebound			
05:23	12 CHAPLIN S 2-Pts paint made (2 In)	14-21	-7	
05:05		14-23	-9	4 MURRAY B 2-Pts paint made (2 In)
05:03				12 RIPP C Assist
04:49	12 CHAPLIN S 2-Pts paint made (2 In)	16-23	-7	
04:20				9 NICHOLS A 2 Pts paint missed (2 Out)
04:16	10 BURZYNSKI C Defensive Rebound			
04:12				11 CASTLE S Personal foul
04:12	11 GAUCI K Foul On			
03:53	13 STEWART S 2-Pts paint made (2 In)	18-23	-5	
03:47	9 TESCH L Assist			
03:34		18-25	-7	9 NICHOLS A 2-Pts made (2 In)



## PLAY BY PLAY

文字比分播报

AUS 20 vs 30 USA

Attendance: 1190

Game Time	AUS - Australia	Score	Lead	USA - United States
03:09	11 GAUCI K 2 Pts paint missed (2 Out)			
03:09				9 NICHOLS A Turnover
03:09	9 TESCH L Player OUT ---->>			
03:09	5 CRISPIN C Player IN <<----			
03:04	12 CHAPLIN S 2 Pts paint missed (2 Out)			
03:04				Defensive Rebound
02:45		18-27	-9	4 MURRAY B 2-Pts paint made (2 In)
02:43				15 HOFFMAN C Assist
02:26	11 GAUCI K 2 Pts paint missed (2 Out)			
02:21	5 CRISPIN C Offensive Rebound			
02:17	13 STEWART S 2 Pts paint missed (2 Out)			
02:11				9 NICHOLS A Defensive Rebound
02:09				12 RIPP C Offensive foul
02:09				12 RIPP C Turnover
02:09	12 CHAPLIN S Foul On			
02:09	12 CHAPLIN S Steal			
01:48	5 CRISPIN C 2-Pts paint made (2 In)	20-27	-7	
01:39	13 STEWART S Player OUT ---->>			
01:39	8 MCKENZIE T Player IN <<----			
01:31				4 MURRAY B Turnover
01:31	5 CRISPIN C Steal			
01:15				15 HOFFMAN C Steal
01:15	11 GAUCI K Turnover			
01:03				15 HOFFMAN C 2-Pts missed (2 out)
01:03				4 MURRAY B Offensive Rebound
01:03	8 MCKENZIE T Personal foul			
01:03				4 MURRAY B Foul On
01:03				12 RIPP C Player OUT ---->>
01:03				10 WHEELER S Player IN <<----
01:03	8 MCKENZIE T Player OUT ---->>			
01:03	11 GAUCI K Player OUT ---->>			
01:03	7 HALL M Player IN <<----			
01:03	14 HILL K Player IN <<----			
01:03				4 MURRAY B Free Throw missed (1 Out)
01:03		20-28	-8	4 MURRAY B Free Throw made (1 In)
00:36	10 BURZYNSKI C Turnover			
00:16		20-30	-10	10 WHEELER S 2-Pts paint made (2 In)
00:13				4 MURRAY B Assist
00:00	14 HILL K 2 Pts paint missed (2 Out)			
00:00	12 CHAPLIN S Offensive Rebound			
00:00	12 CHAPLIN S 2 Pts paint missed (2 Out)			
00:00				15 HOFFMAN C Personal foul



PLAY BY PLAY

文字比分播报

AUS 20 vs 30 USA

Attendance: 1190

Game Time	AUS - Australia	Score	Lead	USA - United States
00:00	12 CHAPLIN S Foul On			
00:00	12 CHAPLIN S Free Throw missed (1 Out)			
00:00	12 CHAPLIN S Free Throw missed (1 Out)			



## PLAY BY PLAY

文字比分播报

**AUS 42 vs 61 USA**

**Attendance: 1190**

		Q1		Q2		Q3		Q4	
Scoring by 5 min intervals:	AUS	4	6	14	20	26	36	38	42
	USA	4	11	23	30	36	46	50	61

### FIRST QUARTER

#### Quarter Starters:

**AUS** 9 TESCH L                      10 BURZYNSKI C                      11 GAUCI K                      12 CHAPLIN S                      13 STEWART S  
**USA** 5 CISNEROS P                      6 HOSKINS E                      7 RUDELLE J                      10 WHEELER S                      13 GONZALES L

Game Time	AUS - Australia	Score	Lead	USA - United States
10:00	9 TESCH L Player IN <<<<<<			
10:00	10 BURZYNSKI C Player IN <<<<<<			
10:00	11 GAUCI K Player IN <<<<<<			
10:00	12 CHAPLIN S Player IN <<<<<<			
10:00	13 STEWART S Player IN <<<<<<			
10:00				5 CISNEROS P Player IN <<<<<<
10:00				6 HOSKINS E Player IN <<<<<<
10:00				7 RUDELLE J Player IN <<<<<<
10:00				10 WHEELER S Player IN <<<<<<
10:00				13 GONZALES L Player IN <<<<<<
10:00	9 TESCH L Tap off lost			13 GONZALES L Tap off won
09:44				10 WHEELER S 2-Pts missed (2 out)
09:41	9 TESCH L Defensive Rebound			
09:32	11 GAUCI K 2-Pts paint made (2 In)	2-0	+2	
09:20	11 GAUCI K Steal			
09:20				5 CISNEROS P Turnover
09:11	13 STEWART S Offensive foul			
09:11				10 WHEELER S Foul On
09:10	13 STEWART S Turnover			
09:10				10 WHEELER S Steal
09:10				5 CISNEROS P Turnover
09:10	12 CHAPLIN S Steal			
08:39	12 CHAPLIN S 2-Pts missed (2 out)			
08:36				10 WHEELER S Defensive Rebound
08:24		2-2	0	13 GONZALES L 2-Pts paint made (2 In)
08:21				7 RUDELLE J Assist
08:04	9 TESCH L 2-Pts missed (2 out)			
08:02				7 RUDELLE J Defensive Rebound
07:39				13 GONZALES L 2 Pts paint missed (2 Out)
07:37	13 STEWART S Defensive Rebound			
07:24	12 CHAPLIN S Turnover			
07:08				7 RUDELLE J 2-Pts missed (2 out)
07:06	10 BURZYNSKI C Defensive Rebound			
06:48	9 TESCH L 2-Pts made (2 In)	4-2	+2	



## PLAY BY PLAY

文字比分播报

AUS 42 vs 61 USA

Attendance: 1190

Game Time	AUS - Australia	Score	Lead	USA - United States
06:41	12 CHAPLIN S Personal foul			
06:41				10 WHEELER S Foul On
06:26				5 CISNEROS P 2 Pts paint missed (2 Out)
06:26	9 TESCH L Blocked Shot			
06:22				Offensive Rebound
06:18		4-4	0	10 WHEELER S 2-Pts paint made (2 In)
06:05	11 GAUCI K Turnover			
05:50				13 GONZALES L 2 Pts paint missed (2 Out)
05:47	10 BURZYNSKI C Defensive Rebound			
05:26	13 STEWART S 2 Pts paint missed (2 Out)			
05:24				7 RUDELL J Defensive Rebound
05:10				10 WHEELER S 2-Pts missed (2 out)
05:10	Defensive Rebound			
05:10	10 BURZYNSKI C Player OUT ---->>			
05:10	4 DOMASCHENZ M Player IN <<----			
04:49	13 STEWART S 2-Pts missed (2 out)			
04:47				Defensive Rebound
04:30				7 RUDELL J 2-Pts missed (2 out)
04:27	9 TESCH L Defensive Rebound			
04:01	13 STEWART S 2-Pts missed (2 out)			
03:41				7 RUDELL J Blocked Shot
03:58				5 CISNEROS P Defensive Rebound
03:50				7 RUDELL J Fast Break
03:53		4-6	-2	7 RUDELL J 2-Pts paint made (2 In)
03:30	4 DOMASCHENZ M 2 Pts paint missed (2 Out)			
03:28				13 GONZALES L Defensive Rebound
03:16	13 STEWART S Personal foul			
03:16				7 RUDELL J Foul On
03:16	9 TESCH L Player OUT ---->>			
03:16	13 STEWART S Player OUT ---->>			
03:16	5 CRISPIN C Player IN <<----			
03:16	8 MCKENZIE T Player IN <<----			
03:07		4-8	-4	7 RUDELL J 2-Pts paint made (2 In)
02:50	8 MCKENZIE T 2-Pts missed (2 out)			
02:47				5 CISNEROS P Defensive Rebound
02:37				7 RUDELL J 2 Pts paint missed (2 Out)
02:35	5 CRISPIN C Defensive Rebound			
02:23	5 CRISPIN C 2 Pts paint missed (2 Out)			
02:22				7 RUDELL J Defensive Rebound
02:08		4-10	-6	7 RUDELL J 2-Pts paint made (2 In)
02:08	Time out			
01:51	5 CRISPIN C Turnover			



## PLAY BY PLAY

文字比分播报

**AUS 42 vs 61 USA**

**Attendance: 1190**

Game Time	AUS - Australia	Score	Lead	USA - United States
01:51				6 HOSKINS E Steal
01:41	5 CRISPIN C Personal foul			
01:41				13 GONZALES L Foul On
01:41	12 CHAPLIN S Player OUT ---->>			
01:41	9 TESCH L Player IN <<-----			
01:41				13 GONZALES L Free Throw missed (1 Out)
01:41		4-11	-7	13 GONZALES L Free Throw made (1 In)
01:15	11 GAUCI K Turnover			
01:15				10 WHEELER S Steal
01:15				13 GONZALES L Turnover
00:47				5 CISNEROS P Personal foul
00:47	4 DOMASCHENZ M Foul On			
00:29	9 TESCH L 2-Pts made (2 In)	6-11	-5	
00:04				7 RUDELLELL J 3-Pts missed (3 Out)
00:02	5 CRISPIN C Defensive Rebound			

## SECOND QUARTER

### Quarter Starters:

**AUS** 8 MCKENZIE T      9 TESCH L      10 BURZYNSKI C      11 GAUCI K      12 CHAPLIN S  
**USA** 4 MURRAY B      9 NICHOLS A      11 CASTLE S      12 RIPP C      15 HOFFMAN C

Game Time	AUS - Australia	Score	Lead	USA - United States
10:00	8 MCKENZIE T Player IN <<-----			
10:00	9 TESCH L Player IN <<-----			
10:00	10 BURZYNSKI C Player IN <<-----			
10:00	11 GAUCI K Player IN <<-----			
10:00	12 CHAPLIN S Player IN <<-----			
10:00				4 MURRAY B Player IN <<-----
10:00				9 NICHOLS A Player IN <<-----
10:00				11 CASTLE S Player IN <<-----
10:00				12 RIPP C Player IN <<-----
10:00				15 HOFFMAN C Player IN <<-----
09:52	10 BURZYNSKI C Tap off situation, throw-in			
09:46	11 GAUCI K 2-Pts made (2 In)	8-11	-3	
09:26		8-13	-5	15 HOFFMAN C 2-Pts paint made (2 In)
09:24				12 RIPP C Assist
09:13	12 CHAPLIN S 2 Pts paint missed (2 Out)			
09:04	9 TESCH L Offensive Rebound			
09:04	9 TESCH L 2-Pts paint made (2 In)	10-13	-3	
08:43				9 NICHOLS A 2 Pts paint missed (2 Out)
08:40	11 GAUCI K Defensive Rebound			
08:31	8 MCKENZIE T 2-Pts paint made (2 In)	12-13	-1	
08:30	11 GAUCI K Assist			



## PLAY BY PLAY

文字比分播报

AUS 42 vs 61 USA

Attendance: 1190

Game Time	AUS - Australia	Score	Lead	USA - United States
08:12		12-15	-3	11 CASTLE S 2-Pts paint made (2 In)
08:10				12 RIPP C Assist
08:04	11 GAUCI K Turnover			
08:04	8 McKENZIE T Player OUT ---->>			
08:04	14 HILL K Player IN <<----			
07:51				12 RIPP C 2-Pts missed (2 out)
07:48	9 TESCH L Defensive Rebound			
07:37	9 TESCH L 2 Pts paint missed (2 Out)			
07:34				11 CASTLE S Defensive Rebound
07:24				12 RIPP C Offensive foul
07:24				12 RIPP C Turnover
07:24	9 TESCH L Foul On			
07:24	9 TESCH L Steal			
07:06		12-17	-5	9 NICHOLS A 2-Pts paint made (2 In)
07:04				12 RIPP C Assist
06:40	11 GAUCI K 2-Pts missed (2 out)			
06:40				Defensive Rebound
06:20		12-19	-7	15 HOFFMAN C 2-Pts made (2 In)
06:17				4 MURRAY B Assist
06:10	9 TESCH L Turnover			
05:53	10 BURZYNSKI C Personal foul			
05:53				15 HOFFMAN C Foul On
05:53	14 HILL K Player OUT ---->>			
05:53	13 STEWART S Player IN <<----			
05:53	Time out			
05:53		12-20	-8	15 HOFFMAN C Free Throw made (1 In)
05:53		12-21	-9	15 HOFFMAN C Free Throw made (1 In)
05:42	11 GAUCI K 2 Pts paint missed (2 Out)			
05:39				12 RIPP C Defensive Rebound
05:32				4 MURRAY B 2 Pts paint missed (2 Out)
05:28	9 TESCH L Defensive Rebound			
05:23	12 CHAPLIN S 2-Pts paint made (2 In)	14-21	-7	
05:05		14-23	-9	4 MURRAY B 2-Pts paint made (2 In)
05:03				12 RIPP C Assist
04:49	12 CHAPLIN S 2-Pts paint made (2 In)	16-23	-7	
04:20				9 NICHOLS A 2 Pts paint missed (2 Out)
04:16	10 BURZYNSKI C Defensive Rebound			
04:12				11 CASTLE S Personal foul
04:12	11 GAUCI K Foul On			
03:53	13 STEWART S 2-Pts paint made (2 In)	18-23	-5	
03:47	9 TESCH L Assist			
03:34		18-25	-7	9 NICHOLS A 2-Pts made (2 In)





## PLAY BY PLAY

文字比分播报

AUS 42 vs 61 USA

Attendance: 1190

Game Time	AUS - Australia	Score	Lead	USA - United States
03:09	11 GAUCI K 2 Pts paint missed (2 Out)			
03:09				9 NICHOLS A Turnover
03:09	9 TESCH L Player OUT ---->>			
03:09	5 CRISPIN C Player IN <<----			
03:04	12 CHAPLIN S 2 Pts paint missed (2 Out)			
03:04				Defensive Rebound
02:45		18-27	-9	4 MURRAY B 2-Pts paint made (2 In)
02:43				15 HOFFMAN C Assist
02:26	11 GAUCI K 2 Pts paint missed (2 Out)			
02:21	5 CRISPIN C Offensive Rebound			
02:17	13 STEWART S 2 Pts paint missed (2 Out)			
02:11				9 NICHOLS A Defensive Rebound
02:09				12 RIPP C Offensive foul
02:09				12 RIPP C Turnover
02:09	12 CHAPLIN S Foul On			
02:09	12 CHAPLIN S Steal			
01:48	5 CRISPIN C 2-Pts paint made (2 In)	20-27	-7	
01:39	13 STEWART S Player OUT ---->>			
01:39	8 MCKENZIE T Player IN <<----			
01:31				4 MURRAY B Turnover
01:31	5 CRISPIN C Steal			
01:15				15 HOFFMAN C Steal
01:15	11 GAUCI K Turnover			
01:03				15 HOFFMAN C 2-Pts missed (2 out)
01:03				4 MURRAY B Offensive Rebound
01:03	8 MCKENZIE T Personal foul			
01:03				4 MURRAY B Foul On
01:03				12 RIPP C Player OUT ---->>
01:03				10 WHEELER S Player IN <<----
01:03	8 MCKENZIE T Player OUT ---->>			
01:03	11 GAUCI K Player OUT ---->>			
01:03	7 HALL M Player IN <<----			
01:03	14 HILL K Player IN <<----			
01:03				4 MURRAY B Free Throw missed (1 Out)
01:03		20-28	-8	4 MURRAY B Free Throw made (1 In)
00:36	10 BURZYNSKI C Turnover			
00:16		20-30	-10	10 WHEELER S 2-Pts paint made (2 In)
00:13				4 MURRAY B Assist
00:00	14 HILL K 2 Pts paint missed (2 Out)			
00:00	12 CHAPLIN S Offensive Rebound			
00:00	12 CHAPLIN S 2 Pts paint missed (2 Out)			
00:00				15 HOFFMAN C Personal foul



## PLAY BY PLAY

文字比分播报

**AUS 42 vs 61 USA**

**Attendance: 1190**

Game Time	AUS - Australia	Score	Lead	USA - United States
00:00	12 CHAPLIN S Foul On			
00:00	12 CHAPLIN S Free Throw missed (1 Out)			
00:00	12 CHAPLIN S Free Throw missed (1 Out)			

### THIRD QUARTER

#### Quarter Starters:

**AUS** 8 MCKENZIE T      9 TESCH L      10 BURZYNSKI C      11 GAUCI K      12 CHAPLIN S  
**USA** 5 CISNEROS P      6 HOSKINS E      7 RUDELLELL J      10 WHEELER S      13 GONZALES L

Game Time	AUS - Australia	Score	Lead	USA - United States
10:00				5 CISNEROS P Player IN <<----
10:00				6 HOSKINS E Player IN <<----
10:00				7 RUDELLELL J Player IN <<----
10:00				10 WHEELER S Player IN <<----
10:00				13 GONZALES L Player IN <<----
10:00	8 MCKENZIE T Player IN <<----			
10:00	9 TESCH L Player IN <<----			
10:00	10 BURZYNSKI C Player IN <<----			
10:00	11 GAUCI K Player IN <<----			
10:00	12 CHAPLIN S Player IN <<----			
09:59				5 CISNEROS P Tap off situation, throw-in
09:55	8 MCKENZIE T Player OUT ---->>			
09:55	13 STEWART S Player IN <<----			
09:44		20-32	-12	7 RUDELLELL J 2-Pts made (2 In)
09:40				10 WHEELER S Assist
09:24	13 STEWART S 2-Pts missed (2 out)			
09:16				10 WHEELER S Defensive Rebound
09:07				7 RUDELLELL J Turnover
09:07	11 GAUCI K Steal			
09:07	13 STEWART S Turnover			
08:43				10 WHEELER S Turnover
08:34	11 GAUCI K Technical foul			
08:34				7 RUDELLELL J Foul On
08:34		20-33	-13	7 RUDELLELL J Free Throw made (1 In)
08:34				7 RUDELLELL J Free Throw missed (1 Out)
08:22				10 WHEELER S 2-Pts missed (2 out)
08:19	9 TESCH L Defensive Rebound			
08:10	9 TESCH L 2-Pts paint made (2 In)	22-33	-11	
07:56	9 TESCH L Personal foul			
07:56				7 RUDELLELL J Foul On
07:32		22-35	-13	7 RUDELLELL J 2-Pts paint made (2 In)
07:25				6 HOSKINS E Personal foul
07:25	9 TESCH L Foul On			



## PLAY BY PLAY

文字比分播报

AUS 42 vs 61 USA

Attendance: 1190

Game Time	AUS - Australia	Score	Lead	USA - United States
07:12	13 STEWART S 2 Pts paint missed (2 Out)			
07:12				6 HOSKINS E Defensive Rebound
07:12				6 HOSKINS E Turnover
07:12	11 GAUCI K Steal			
06:48	13 STEWART S 2-Pts paint made (2 In)	24-35	-11	
06:46	11 GAUCI K Assist			
06:21	11 GAUCI K Personal foul			
06:21				6 HOSKINS E Foul On
06:21		24-36	-12	6 HOSKINS E Free Throw made (1 In)
06:20				6 HOSKINS E Free Throw missed (1 Out)
06:14	13 STEWART S Defensive Rebound			
06:04	9 TESCH L 2 Pts paint missed (2 Out)			
06:04	Offensive Rebound			
05:56				7 RUDDLELL J Steal
05:56	10 BURZYNSKI C Turnover			
05:36				5 CISNEROS P 2 Pts paint missed (2 Out)
05:33	9 TESCH L Defensive Rebound			
05:26	13 STEWART S 2-Pts paint made (2 In)	26-36	-10	
05:25	11 GAUCI K Assist			
04:53				7 RUDDLELL J 2 Pts paint missed (2 Out)
04:51	13 STEWART S Defensive Rebound			
04:36	12 CHAPLIN S 2-Pts paint made (2 In)	28-36	-8	
04:13		28-38	-10	5 CISNEROS P 2-Pts paint made (2 In)
04:09				13 GONZALES L Assist
03:57	9 TESCH L 2 Pts paint missed (2 Out)			
03:54				7 RUDDLELL J Defensive Rebound
03:49	11 GAUCI K Personal foul			
03:49				7 RUDDLELL J Foul On
03:40				7 RUDDLELL J 2-Pts missed (2 out)
03:38	9 TESCH L Defensive Rebound			
03:24	9 TESCH L 2-Pts made (2 In)	30-38	-8	
03:21	11 GAUCI K Assist			
02:56		30-40	-10	13 GONZALES L 2-Pts paint made (2 In)
02:36	13 STEWART S 2 Pts paint missed (2 Out)			
02:33				13 GONZALES L Defensive Rebound
02:23		30-42	-12	10 WHEELER S 2-Pts made (2 In)
02:04	10 BURZYNSKI C 2-Pts paint made (2 In)	32-42	-10	
02:02	11 GAUCI K Assist			
01:25				7 RUDDLELL J Turnover
01:25	9 TESCH L Player OUT ---->>			
01:25	13 STEWART S Player OUT ---->>			
01:25	5 CRISPIN C Player IN <<----			



## PLAY BY PLAY

文字比分播报

AUS 42 vs 61 USA

Attendance: 1190

Game Time	AUS - Australia	Score	Lead	USA - United States
01:25	14 HILL K Player IN <<----			
01:12	5 CRISPIN C 2-Pts paint made (2 In)	34-42	-8	
01:09	12 CHAPLIN S Assist			
00:52		34-44	-10	7 RUDELLE J 2-Pts made (2 In)
00:35				5 CISNEROS P Personal foul
00:35	11 GAUCI K Foul On			
00:27	14 HILL K 2-Pts paint made (2 In)	36-44	-8	
00:27	5 CRISPIN C Assist			
00:16		36-46	-10	10 WHEELER S 2-Pts paint made (2 In)
00:13				13 GONZALES L Assist
00:00	12 CHAPLIN S 2 Pts paint missed (2 Out)			
00:00				13 GONZALES L Defensive Rebound

## FOURTH QUARTER

### Quarter Starters:

AUS

USA

Game Time	AUS - Australia	Score	Lead	USA - United States
10:00				5 CISNEROS P Player IN <<----
10:00				7 RUDELLE J Player IN <<----
10:00				9 NICHOLS A Player IN <<----
10:00				10 WHEELER S Player IN <<----
10:00				12 RIPP C Player IN <<----
10:00	10 BURZYNSKI C Player IN <<----			
10:00	5 CRISPIN C Player IN <<----			
10:00	9 TESCH L Player IN <<----			
10:00	11 GAUCI K Player IN <<----			
10:00	13 STEWART S Player IN <<----			
00:00	10 BURZYNSKI C Tap off situation, throw-in			
09:54				10 WHEELER S Personal foul
09:54	5 CRISPIN C Foul On			
09:43	11 GAUCI K Turnover			
09:23				9 NICHOLS A Turnover
08:58	9 TESCH L 3-Pts missed (3 Out)			
08:58				Defensive Rebound
08:39	Time out			
08:39	9 TESCH L Player OUT ---->>			
08:39	12 CHAPLIN S Player IN <<----			
08:39	13 STEWART S Player OUT ---->>			
08:39	14 HILL K Player IN <<----			
08:36				7 RUDELLE J 2 Pts paint missed (2 Out)
08:33				10 WHEELER S Offensive Rebound



## PLAY BY PLAY

文字比分播报

AUS 42 vs 61 USA

Attendance: 1190

Game Time	AUS - Australia	Score	Lead	USA - United States
08:29				7 RUDELL J Turnover
08:19	12 CHAPLIN S 2 Pts paint missed (2 Out)			
08:16				10 WHEELER S Defensive Rebound
08:05				5 CISNEROS P 2 Pts paint missed (2 Out)
08:03				12 RIPP C Offensive Rebound
07:37				7 RUDELL J 2-Pts missed (2 out)
07:35	10 BURZYNSKI C Defensive Rebound			
07:29	12 CHAPLIN S Turnover			
07:04				12 RIPP C 3-Pts missed (3 Out)
07:02	11 GAUCI K Defensive Rebound			
06:55	5 CRISPIN C 2-Pts paint made (2 In)	38-46	-8	
06:55				5 CISNEROS P Personal foul
06:55	5 CRISPIN C Foul On			
06:55				5 CISNEROS P Player OUT ---->>
06:55				11 CASTLE S Player IN <<----
06:55				9 NICHOLS A Player OUT ---->>
06:55				5 CISNEROS P Player IN <<----
06:53	5 CRISPIN C Free Throw missed (1 Out)			
06:51				10 WHEELER S Defensive Rebound
06:53	5 CRISPIN C Personal foul			
06:53				10 WHEELER S Foul On
06:46	10 BURZYNSKI C Personal foul			
06:46				12 RIPP C Foul On
06:35		38-48	-10	5 CISNEROS P 2-Pts paint made (2 In)
06:35				7 RUDELL J Assist
06:24	10 BURZYNSKI C Turnover			
06:19	12 CHAPLIN S Player OUT ---->>			
06:19	9 TESCH L Player IN <<----			
06:02				11 CASTLE S 2 Pts paint missed (2 Out)
05:59	5 CRISPIN C Defensive Rebound			
05:55				12 RIPP C Tap off situation, throw-in
05:55	14 HILL K Player OUT ---->>			
05:55	8 MCKENZIE T Player IN <<----			
05:37				12 RIPP C 2 Pts paint missed (2 Out)
05:35	9 TESCH L Defensive Rebound			
05:35				7 RUDELL J Personal foul
05:35	5 CRISPIN C Foul On			
05:10	9 TESCH L 2-Pts missed (2 out)			
05:08				12 RIPP C Defensive Rebound
05:02		38-50	-12	12 RIPP C 2-Pts paint made (2 In)
05:02	5 CRISPIN C Personal foul			
05:02				12 RIPP C Foul On



## PLAY BY PLAY

文字比分播报

AUS 42 vs 61 USA

Attendance: 1190

Game Time	AUS - Australia	Score	Lead	USA - United States
05:02	Time out			
05:02	8 McKENZIE T Player OUT ---->>			
05:02	5 CRISPIN C Player OUT ---->>			
05:02	12 CHAPLIN S Player IN <<----			
05:02	13 STEWART S Player IN <<----			
04:59				12 RIPP C Free Throw missed (1 Out)
04:57				7 RUDDLELL J Offensive Rebound
04:55				7 RUDDLELL J 2 Pts paint missed (2 Out)
04:53	9 TESCH L Defensive Rebound			
04:43	12 CHAPLIN S 2 Pts paint missed (2 Out)			
04:41				5 CISNEROS P Defensive Rebound
04:30				12 RIPP C Turnover
04:30	9 TESCH L Steal			
04:24	12 CHAPLIN S 2 Pts paint missed (2 Out)			
04:24				10 WHEELER S Defensive Rebound
04:24	Technical foul			
04:24				7 RUDDLELL J Free Throw missed (1 Out)
04:24		38-51	-13	7 RUDDLELL J Free Throw made (1 In)
04:03				7 RUDDLELL J Turnover
04:03	9 TESCH L Steal			
03:43	9 TESCH L 2 Pts paint missed (2 Out)			
03:41				12 RIPP C Defensive Rebound
03:34	9 TESCH L Personal foul			
03:34				7 RUDDLELL J Foul On
03:34	12 CHAPLIN S Player OUT ---->>			
03:34	5 CRISPIN C Player IN <<----			
03:25				12 RIPP C 2 Pts paint missed (2 Out)
03:23				12 RIPP C Offensive Rebound
03:19				11 CASTLE S 2 Pts paint missed (2 Out)
03:16	9 TESCH L Defensive Rebound			
03:05	5 CRISPIN C 2 Pts paint missed (2 Out)			
03:01	13 STEWART S Offensive Rebound			
03:01	13 STEWART S 2-Pts paint made (2 In)	40-51	-11	
02:44		40-53	-13	7 RUDDLELL J 2-Pts made (2 In)
02:31	11 GAUCI K Fast Break			
02:29	11 GAUCI K 2-Pts paint made (2 In)	42-53	-11	
01:58				7 RUDDLELL J Turnover
01:58	5 CRISPIN C Steal			
01:58	5 CRISPIN C Turnover			
01:54				Time out
01:54	13 STEWART S Player OUT ---->>			
01:54	14 HILL K Player IN <<----			



## PLAY BY PLAY

文字比分播报

**AUS 42 vs 61 USA**

**Attendance: 1190**

Game Time	AUS - Australia	Score	Lead	USA - United States
01:52	5 CRISPIN C Personal foul			
01:52				12 RIPP C Foul On
01:52				12 RIPP C Free Throw missed (1 Out)
01:52		42-54	-12	12 RIPP C Free Throw made (1 In)
01:46	11 GAUCI K Turnover			
01:37	9 TESCH L Unsportmanlike foul			
01:37		42-55	-13	10 WHEELER S Free Throw made (1 In)
01:37				10 WHEELER S Free Throw missed (1 Out)
01:37	10 BURZYNSKI C Player OUT ---->>			
01:37	12 CHAPLIN S Player IN <<----			
01:37	9 TESCH L Player OUT ---->>			
01:37	10 BURZYNSKI C Player IN <<----			
01:31	12 CHAPLIN S Personal foul			
01:31				10 WHEELER S Foul On
01:31		42-56	-14	12 RIPP C Free Throw made (1 In)
01:31		42-57	-15	12 RIPP C Free Throw made (1 In)
01:07	12 CHAPLIN S 2 Pts paint missed (2 Out)			
01:05				10 WHEELER S Defensive Rebound
00:45		42-59	-17	10 WHEELER S 2-Pts paint made (2 In)
00:45				5 CISNEROS P Assist
00:39	10 BURZYNSKI C Turnover			
00:21		42-61	-19	7 RUDELL J 2-Pts paint made (2 In)
00:00	5 CRISPIN C 2-Pts missed (2 out)			
00:00				7 RUDELL J Defensive Rebound



## RESULTS

比赛成绩

### AUS 20 vs 30 USA

Attendance: 1190

Referee: QUINTANA Matias (ARG)

Commissioner: VIVIERS Nico Maritz Malan (RSA)

Umpires: GAUTHIER Sebastien (CAN); GREGORY Christopher (GBR)

Classifier: MACKAY Kenneth (GBR)

		Q1		Q2	
Scoring by 5 min intervals:	AUS	4	6	14	20
	USA	4	11	23	30

#### AUS - AUSTRALIA

No.	Name	Sport Class	MIN	Field Goals		2 Points		3 Points		Free Throws		Rebounds			AS	TO	ST	BS	PF	FO	PTS	
				M/A	%	M/A	%	M/A	%	M/A	%	OR	DR	TOT								
*9	TESCH Liesl (C)	4.0	15:16	3/5	60	3/5	60					1	4	5	1	1	1			1	6	
*10	BURZYNSKI Clare	1.0	14:50										3	3		1				1	0	
*11	GAUCI Kylie	2.0	18:57	2/6	33	2/6	33						1	1	1	4	1				1	4
*12	CHAPLIN Shelley	3.5	18:19	2/6	33	2/6	33			0/2	0	1		1		1	2			1	2	4
*13	STEWART Sarah	3.0	10:58	1/5	20	1/5	20						1	1		1				2	2	
4	DOMASCHENZ Melanie	1.0	05:10	0/1	0	0/1	0														1	0
5	CRISPIN Cobi	4.0	06:25	1/2	50	1/2	50						1	2	3		1	1		1	2	
6	KEAN Bridie	4.0	00:00																			0
7	HALL Melanie	2.5	01:03																			0
8	McKENZIE Tina	3.0	05:48	1/2	50	1/2	50													1	2	
14	HILL Katie	3.0	03:14	0/1	0	0/1	0															0
15	O'KELLY-KENNEDY Kathleen	4.0	00:00																			0
Team/Coach																						
<b>Totals</b>				10/28	36	10/28	36			0/2	0	3	12	15	2	9	5	1	6	5	20	
<b>Coach</b>		HEWSON Gerry																				
<b>Assistant Coach</b>		HEWISH Mark																				

#### USA - UNITED STATES of AMERICA

No.	Name	Sport Class	MIN	Field Goals		2 Points		3 Points		Free Throws		Rebounds			AS	TO	ST	BS	PF	FO	PTS	
				M/A	%	M/A	%	M/A	%	M/A	%	OR	DR	TOT								
*5	CISNEROS Patty (C)	2.0	10:00	0/1	0	0/1	0						2	2		2				1	0	
*6	HOSKINS Emily	1.0	10:00														1				0	
*7	RUDDLELL Jen	4.5	10:00	3/7	43	3/6	50	0/1	0				3	3	1			1		1	6	
*10	WHEELER Stephanie	2.0	11:03	2/4	50	2/4	50						1	1		2					2	4
*13	GONZALES Loraine	4.0	10:00	1/3	33	1/3	33			1/2	50		1	1		1					1	3
4	MURRAY Becca	2.5	10:00	2/3	67	2/3	67			1/2	50	1		1	2	1					1	5
8	SCHNEIDER Natalie	4.5	00:00																			0
9	NICHOLS Alana	2.5	10:00	2/4	50	2/4	50						1	1		1						4
11	CASTLE Sarah	2.5	10:00	1/1	100	1/1	100						1	1						1	2	
12	RIPP Christina	2.5	08:57	0/1	0	0/1	0						1	1	4	2				2	0	
14	MILFORD Mary Allison	1.0	00:00																			0
15	HOFFMAN Carlee	4.0	10:00	2/3	67	2/3	67			2/2	100				1		1			1	1	6
Team/Coach																						
<b>Totals</b>				13/27	48	13/26	50	0/1	0	4/6	67	2	13	15	8	7	4	1	5	6	30	
<b>Coach</b>		LYKINS Ronald																				
<b>Assistant Coach</b>		SIKORA John TAYLOR Robert																				

	AUS	USA
Points from Turnovers	4	2
Points in the Paint	14	22
Second Chance Points	2	2
Fast Break Points	0	2

	AUS	USA
Biggest Lead	2	10
Biggest Scoring Run	4-0(8-11)	9-0(4-11)
Lead Changes	2	
Times Tied	2	

#### Legend:

%	Shooting Percentage	(C)	Captain	*	Starters	AS	Assists
BS	Blocked Shots	DR	Defensive Rebounds	FO	Fouls On	M/A	Made/Attempts
MIN	Minutes Played	OR	Offensive Rebounds	PF	Fouls	PTS	Points
Qx	Quarter Time	ST	Steals	TO	Turnovers	TOT	Total Rebounds





## RESULTS

比赛成绩

### AUS 42 vs 61 USA

Attendance: 1190

Referee: QUINTANA Matias (ARG)

Commissioner: VIVIERS Nico Maritz Malan (RSA)

Umpires: GAUTHIER Sebastien (CAN); GREGORY Christopher (GBR)

Classifier: MACKAY Kenneth (GBR)

		Q1		Q2		Q3		Q4	
Scoring by 5 min intervals:	AUS	4	6	14	20	26	36	38	42
	USA	4	11	23	30	36	46	50	61

#### AUS - AUSTRALIA

No.	Name	Sport Class	MIN	Field Goals		2 Points		3 Points		Free Throws		Rebounds			AS	TO	ST	BS	PF	FO	PTS
				M/A	%	M/A	%	M/A	%	M/A	%	OR	DR	TOT							
*9	TESCH Liesl (C)	4.0	29:54	5/12	42	5/11	45	0/1	0			1	10	11	1	1	3	1	3	2	10
*10	BURZYNSKI Clare	1.0	34:50	1/1	100	1/1	100						4	4		4				2	2
*11	GAUCI Kylie	2.0	38:57	3/7	43	3/7	43					2	2	2	5	6	3		3	2	6
*12	CHAPLIN Shelley	3.5	33:44	3/12	25	3/12	25			0/2	0	1	1	1	1	2	2		2	2	6
*13	STEWART Sarah	3.0	23:57	4/11	36	4/11	36					1	3	4		2			2		8
4	DOMASCHENZ Melanie	1.0	05:10	0/1	0	0/1	0													1	0
5	CRISPIN Cobi	4.0	16:22	3/6	50	3/6	50			0/1	0	1	3	4	1	2	2		4	3	6
6	KEAN Bridie	4.0	00:00																		0
7	HALL Melanie	2.5	01:03																		0
8	McKENZIE Tina	3.0	06:46	1/2	50	1/2	50												1		2
14	HILL Katie	3.0	09:17	1/2	50	1/2	50														2
15	O'KELLY-KENNEDY Kathleen	4.0	00:00																		0
Team/Coach																					
<b>Totals</b>				21/54	39	21/53	40	0/1	0	0/3	0	5	23	28	8	17	10	1	18	10	42
<b>Coach</b>		HEWSON Gerry																			
<b>Assistant Coach</b>		HEWISH Mark																			

#### USA - UNITED STATES of AMERICA

No.	Name	Sport Class	MIN	Field Goals		2 Points		3 Points		Free Throws		Rebounds			AS	TO	ST	BS	PF	FO	PTS
				M/A	%	M/A	%	M/A	%	M/A	%	OR	DR	TOT							
*5	CISNEROS Patty (C)	2.0	30:00	2/5	40	2/5	40					3	3	1	2				3		4
*6	HOSKINS Emily	1.0	20:00							1/2	50	1	1	1	1				1	1	1
*7	RUDDLELL Jen	4.5	30:00	8/17	47	8/16	50	0/1	0	2/4	50	1	5	6	2	5	1	1	1	5	18
*10	WHEELER Stephanie	2.0	31:03	5/8	63	5/8	63			1/2	50	1	6	7	1	1	2		1	4	11
*13	GONZALES Loraine	4.0	20:00	2/4	50	2/4	50			1/2	50	3	3	2	1					1	5
4	MURRAY Becca	2.5	10:00	2/3	67	2/3	67			1/2	50	1	1	2	1					1	5
8	SCHNEIDER Natalie	4.5	00:00																		0
9	NICHOLS Alana	2.5	13:05	2/4	50	2/4	50					1	1		2						4
11	CASTLE Sarah	2.5	16:55	1/3	33	1/3	33					1	1						1		2
12	RIPP Christina	2.5	18:57	1/5	20	1/4	25	0/1	0	3/5	60	2	3	5	4	3			2	3	5
14	MILFORD Mary Allison	1.0	00:00																		0
15	HOFFMAN Carlee	4.0	10:00	2/3	67	2/3	67			2/2	100				1		1		1	1	6
Team/Coach																					
<b>Totals</b>				25/52	48	25/50	50	0/2	0	11/19	58	6	27	33	13	16	5	1	10	16	61
<b>Coach</b>		LYKINS Ronald																			
<b>Assistant Coach</b>		SIKORA John TAYLOR Robert																			

	AUS	USA
Points from Turnovers	8	5
Points in the Paint	34	38
Second Chance Points	4	2
Fast Break Points	2	2

	AUS	USA
Biggest Lead	2	19
Biggest Scoring Run	4-0(8-11)	9-0(4-11)
Lead Changes	2	
Times Tied	2	

#### Legend:

%	Shooting Percentage	(C)	Captain	*	Starters	AS	Assists
BS	Blocked Shots	DR	Defensive Rebounds	FO	Fouls On	M/A	Made/Attempts
MIN	Minutes Played	OR	Offensive Rebounds	OTx	Overtime	PF	Fouls
PTS	Points	Qx	Quarter Time	ST	Steals	TO	Turnovers
TOT	Total Rebounds						



## START LIST

首发名单

### GBR - BRA

**Referee:** GIORDANO Sergio (CAN)  
**Umpires:** KANNO Eisuke (JPN); JIN Zhuo (CHN)

**Commissioner:** LOVE Greg (AUS)  
**Classifier:** LACHANCE Anne (CAN)

#### GBR - Great Britain

No.	Name	Pos	Age	Sport Class	Current Games Statistics							
					PPG	FG%	3FG%	FT%	RPG	APG	MPG (GP)	
4	MACLEAN Caroline	G	33	2.0	0.0	0						16:46 (1)
5	HARPER Joanne	G	43	1.0	0.0							00:00 (0)
6	STRANGE Clare	G	28	1.5	5.0	14	0	13	2.0	3.0	37:39 (1)	
7	FREEMAN Helen	F	18	4.0	2.0	17			7.0	3.0	25:22 (1)	
8	WILD Ann	G	35	2.0	2.0	33			2.0		11:15 (1)	
9	JOHNSON Paula	F	30	2.5	0.0						00:00 (0)	
10	WAGER Sally	F	27	3.0	5.0	25		50	6.0	1.0	26:11 (1)	
11	FOX Jill	G	38	1.5	2.0	100			5.0	1.0	14:20 (1)	
12	TURNER Helen	F	30	4.0	4.0	29			6.0		24:34 (1)	
13	SUGDEN Louise	G	24	2.0	4.0	40			3.0		25:40 (1)	
14	McDONALD Pauline	G	28	2.5	4.0	100					03:09 (1)	
15	MATTHEWS Caroline (C)	C	35	4.5	2.0	20		0			15:04 (1)	
Team			30.8		30.0	26	0	17	31.0	8.0		
<b>Coach</b>		PEEL Garry										
<b>Assistant Coach</b>		BHANIA Haj Singh					FODEN Mathew					

GBR Played		
PR	AUS	30-59
PR	USA	10 SEP
PR	GER	11 SEP

#### BRA - Brazil

No.	Name	Pos	Age	Sport Class	Current Games Statistics						
					PPG	FG%	3FG%	FT%	RPG	APG	MPG (GP)
4	REIS Cleonete	F	31	2.0	3.0	38		0	9.0		40:00 (2)
5	COSTA Debora	G	19	4.0	0.0						00:00 (0)
6	MAFRA Naildes	F	30	2.0	6.0	43		0	2.0	0.5	36:03 (2)
7	FARIAS Andreia Cristina	F	22	1.0	0.5	0		50	4.0		39:58 (2)
8	SILVA RAMOS Rosalia	F	38	2.0	0.0				1.0		03:57 (2)
9	MARTINS Lia Soares	C	21	4.5	9.5	36		50	7.5	0.5	34:34 (2)
10	SANTOS Monica Andrade	C	29	4.5	2.5	67		50	1.5		05:25 (2)
11	MORAES Jucilene	G	29	4.0	9.5	15	0	50	6.5	6.5	39:50 (2)
12	PANTOJA Ozineide	C	36	2.5	0.0						00:00 (0)
13	GOMES Elizabeth	F	43	1.0	0.0						00:03 (1)
14	FERRAO Helena	F	31	4.0	0.0						00:00 (0)
15	ALMEIDA Vileide	C	16	4.5	0.0						00:00 (0)
Team			28.8		31.0	27	0	36	31.5	7.5	
<b>Coach</b>		CORREA Wilson									
<b>Assistant Coach</b>		LEMOS Mauricio									

BRA Played		
PR	GER	32-62
PR	AUS	30-66
PR	USA	11 SEP

#### Legend:

3FG%	3 Field Goals %	APG	Assists per Game	C	Centre	F	Forward
FG%	Field Goals %	FT%	Free Throws %	G	Guard	GP	Games Played
MPG	Minutes Played per Game	Pos	Playing Position	PPG	Points per Game	PR	Preliminary Round
RPG	Rebounds per Game						



## PLAY BY PLAY

文字比分播报

GBR 26 vs 18 BRA

Attendance: 1190

		Q1		Q2	
Scoring by 5 min intervals:	GBR	6	14	20	26
	BRA	1	5	12	18

### FIRST QUARTER

#### Quarter Starters:

GBR 4 MACLEAN C	6 STRANGE C	10 WAGER S	13 SUGDEN L	15 MATTHEWS C
BRA 4 REIS C	6 MAFRA N	7 FARIAS AC	9 MARTINS LS	11 MORAES J

Game Time	GBR - Great Britain	Score	Lead	BRA - Brazil
10:00	4 MACLEAN C Player IN <<-----			
10:00	6 STRANGE C Player IN <<-----			
10:00	10 WAGER S Player IN <<-----			
10:00	13 SUGDEN L Player IN <<-----			
10:00	15 MATTHEWS C Player IN <<-----			
10:00				4 REIS C Player IN <<-----
10:00				6 MAFRA N Player IN <<-----
10:00				7 FARIAS AC Player IN <<-----
10:00				9 MARTINS LS Player IN <<-----
10:00				11 MORAES J Player IN <<-----
10:00	15 MATTHEWS C Tap off won			4 REIS C Tap off lost
09:44	13 SUGDEN L Turnover			
09:44				11 MORAES J Steal
09:28				9 MARTINS LS 2 Pts paint missed (2 Out)
09:25	13 SUGDEN L Defensive Rebound			
09:07	10 WAGER S 2 Pts paint missed (2 Out)			
09:02	10 WAGER S Offensive Rebound			
09:00	10 WAGER S 2 Pts paint missed (2 Out)			
08:46	15 MATTHEWS C Offensive Rebound			
08:55	15 MATTHEWS C 2 Pts paint missed (2 Out)			
08:36				11 MORAES J Turnover
08:25	10 WAGER S 2 Pts paint missed (2 Out)			
08:24				11 MORAES J Defensive Rebound
08:21				9 MARTINS LS Offensive foul
08:21				9 MARTINS LS Turnover
08:21	10 WAGER S Foul On			
08:21	10 WAGER S Steal			
08:11	4 MACLEAN C 2-Pts paint made (2 In)	2-0	+2	
08:08	15 MATTHEWS C Assist			
07:49				11 MORAES J 2-Pts missed (2 out)
07:44	4 MACLEAN C Defensive Rebound			
07:35	13 SUGDEN L 2 Pts paint missed (2 Out)			
07:34				9 MARTINS LS Defensive Rebound
07:20	10 WAGER S Personal foul			



## PLAY BY PLAY

文字比分播报

GBR 26 vs 18 BRA

Attendance: 1190

Game Time	GBR - Great Britain	Score	Lead	BRA - Brazil
07:20				9 MARTINS LS Foul On
07:20		2-1	+1	9 MARTINS LS Free Throw made (1 In)
07:20				9 MARTINS LS Free Throw missed (1 Out)
07:14				4 REIS C Offensive Rebound
07:04				6 MAFRA N 2-Pts missed (2 out)
07:01	10 WAGER S Defensive Rebound			
06:56				6 MAFRA N Tap off situation, throw-in
06:41				11 MORAES J 2-Pts missed (2 out)
06:38	13 SUGDEN L Defensive Rebound			
06:30	13 SUGDEN L 2-Pts paint made (2 In)	4-1	+3	
06:30	6 STRANGE C Assist			
06:30				7 FARIAS AC Personal foul
06:30	13 SUGDEN L Foul On			
06:30	13 SUGDEN L Free Throw missed (1 Out)			
06:26				11 MORAES J Defensive Rebound
06:11				11 MORAES J 2-Pts missed (2 out)
06:08	13 SUGDEN L Defensive Rebound			
05:53	4 MACLEAN C 2 Pts paint missed (2 Out)			
05:49	10 WAGER S Offensive Rebound			
05:49	10 WAGER S 2-Pts paint made (2 In)	6-1	+5	
05:26				11 MORAES J 2-Pts missed (2 out)
05:22				4 REIS C Offensive Rebound
05:09				11 MORAES J 2-Pts missed (2 out)
05:07	4 MACLEAN C Defensive Rebound			
04:55	15 MATTHEWS C 2 Pts paint missed (2 Out)			
04:53				11 MORAES J Defensive Rebound
04:32		6-3	+3	6 MAFRA N 2-Pts made (2 In)
04:26				11 MORAES J Assist
04:25	4 MACLEAN C 2-Pts paint made (2 In)	8-3	+5	
04:25	6 STRANGE C Assist			
04:25				Time out
04:00				11 MORAES J 2-Pts missed (2 out)
03:57	4 MACLEAN C Defensive Rebound			
03:46	13 SUGDEN L Turnover			
03:46				11 MORAES J Steal
03:42				9 MARTINS LS Personal foul
03:42				9 MARTINS LS Turnover
03:42	10 WAGER S Foul On			
03:42	10 WAGER S Steal			
03:34				11 MORAES J Personal foul
03:34	4 MACLEAN C Foul On			
03:26	10 WAGER S 2 Pts paint missed (2 Out)			



## PLAY BY PLAY

文字比分播报

GBR 26 vs 18 BRA

Attendance: 1190

Game Time	GBR - Great Britain	Score	Lead	BRA - Brazil
03:24				4 REIS C Defensive Rebound
03:23	10 WAGER S Technical foul			
03:23	10 WAGER S Player OUT ---->>			
03:23	12 TURNER H Player IN <<-----			
03:23				11 MORAES J Free Throw missed (1 Out)
03:23				11 MORAES J Free Throw missed (1 Out)
03:06		8-5	+3	11 MORAES J 2-Pts made (2 In)
02:39	13 SUGDEN L 2-Pts made (2 In)	10-5	+5	
02:33				11 MORAES J Offensive foul
02:33				11 MORAES J Turnover
02:32	13 SUGDEN L Foul On			
02:29	13 SUGDEN L Steal			
02:14	4 MACLEAN C 2-Pts missed (2 out)			
02:11	12 TURNER H Offensive Rebound			
02:03	4 MACLEAN C 2-Pts missed (2 out)			
01:53	12 TURNER H Offensive Rebound			
01:53	12 TURNER H 2 Pts paint missed (2 Out)			
01:50				11 MORAES J Defensive Rebound
01:31				11 MORAES J 2-Pts missed (2 out)
01:29	4 MACLEAN C Defensive Rebound			
01:15	12 TURNER H 2-Pts paint made (2 In)	12-5	+7	
01:13	6 STRANGE C Assist			
00:45				11 MORAES J 2 Pts paint missed (2 Out)
00:43	15 MATTHEWS C Defensive Rebound			
00:28	4 MACLEAN C 2-Pts paint made (2 In)	14-5	+9	
00:08				7 FARIAS AC 2 Pts paint missed (2 Out)
00:06	12 TURNER H Defensive Rebound			

## SECOND QUARTER

### Quarter Starters:

GBR 4 MACLEAN C                      12 TURNER H                      13 SUGDEN L                      15 MATTHEWS C

### BRA

Game Time	GBR - Great Britain	Score	Lead	BRA - Brazil
10:00	4 MACLEAN C Player IN <<-----			
10:00	12 TURNER H Player IN <<-----			
10:00	13 SUGDEN L Player IN <<-----			
10:00	15 MATTHEWS C Player IN <<-----			
09:56	4 MACLEAN C Tap off situation, throw-in			
09:53	6 STRANGE C Player IN <<-----			
09:53				4 REIS C Player IN <<-----
09:53				6 MAFRA N Player IN <<-----
09:53				7 FARIAS AC Player IN <<-----



## PLAY BY PLAY

文字比分播报

GBR 26 vs 18 BRA

Attendance: 1190

Game Time	GBR - Great Britain	Score	Lead	BRA - Brazil
09:53				10 SANTOS MA Player IN <<----
09:53				11 MORAES J Player IN <<----
09:41	12 TURNER H 2-Pts missed (2 out)			
09:39				11 MORAES J Defensive Rebound
09:27				6 MAFRA N 2-Pts missed (2 out)
09:25	12 TURNER H Defensive Rebound			
09:16	4 MACLEAN C 2 Pts paint missed (2 Out)			
09:14				10 SANTOS MA Defensive Rebound
09:05	12 TURNER H Personal foul			
09:05				11 MORAES J Foul On
08:54				4 REIS C 2 Pts paint missed (2 Out)
08:53				4 REIS C Offensive Rebound
08:53				4 REIS C Turnover
08:42				11 MORAES J Tap off situation, throw-in
08:21				10 SANTOS MA 2-Pts missed (2 out)
08:19	15 MATTHEWS C Defensive Rebound			
08:15				4 REIS C Personal foul
08:15	4 MACLEAN C Foul On			
08:06	6 STRANGE C 2-Pts made (2 In)	16-5	+11	
08:00	4 MACLEAN C Personal foul			
08:00				11 MORAES J Foul On
07:46		16-7	+9	11 MORAES J 2-Pts made (2 In)
07:24	15 MATTHEWS C 2-Pts missed (2 out)			
07:22				10 SANTOS MA Defensive Rebound
07:16		16-9	+7	11 MORAES J 2-Pts paint made (2 In)
07:16	13 SUGDEN L Personal foul			
07:16				11 MORAES J Foul On
07:16	Time out			
07:16		16-10	+6	11 MORAES J Free Throw made (1 In)
06:54	13 SUGDEN L 2-Pts made (2 In)	18-10	+8	
06:32		18-12	+6	10 SANTOS MA 2-Pts paint made (2 In)
06:30				11 MORAES J Assist
06:10	12 TURNER H 2-Pts missed (2 out)			
06:08				4 REIS C Defensive Rebound
06:08	12 TURNER H 2 Pts paint missed (2 Out)			
06:08				9 MARTINS LS Blocked Shot
06:08	11 FOX J Offensive Rebound			
05:57				11 MORAES J 2 Pts paint missed (2 Out)
05:57	Defensive Rebound			
05:57	15 MATTHEWS C Player OUT ---->>			
05:57	10 WAGER S Player IN <<----			
05:45	10 WAGER S 2-Pts paint made (2 In)	20-12	+8	



## PLAY BY PLAY

文字比分播报

GBR 26 vs 18 BRA

Attendance: 1190

Game Time	GBR - Great Britain	Score	Lead	BRA - Brazil
05:45	6 STRANGE C Assist			
05:45				4 REIS C Personal foul
05:45	10 WAGER S Foul On			
05:44	10 WAGER S Free Throw missed (1 Out)			
05:42				4 REIS C Defensive Rebound
05:34				11 MORAES J Turnover
05:12	6 STRANGE C 2-Pts missed (2 out)			
05:18				4 REIS C Defensive Rebound
05:09	13 SUGDEN L Steal			
05:09				11 MORAES J Turnover
04:57	6 STRANGE C 2 Pts paint missed (2 Out)			
04:55				Defensive Rebound
04:35				11 MORAES J 2 Pts paint missed (2 Out)
04:33	10 WAGER S Defensive Rebound			
04:21	4 MACLEAN C 2 Pts paint missed (2 Out)			
04:19				6 MAFRA N Defensive Rebound
03:57				6 MAFRA N Turnover
03:57	12 TURNER H Steal			
03:49	12 TURNER H Fast Break			
03:47	12 TURNER H 2-Pts paint made (2 In)	22-12	+10	
03:30				4 REIS C 2 Pts paint missed (2 Out)
03:28	13 SUGDEN L Defensive Rebound			
03:18	13 SUGDEN L 2 Pts paint missed (2 Out)			
03:18				4 REIS C Personal foul
03:18	13 SUGDEN L Foul On			
03:18	13 SUGDEN L Free Throw missed (1 Out)			
03:18	13 SUGDEN L Free Throw missed (1 Out)			
03:16				10 SANTOS MA Defensive Rebound
03:02				11 MORAES J 2-Pts missed (2 out)
03:00	10 WAGER S Defensive Rebound			
02:48	10 WAGER S 2-Pts paint made (2 In)	24-12	+12	
02:48	6 STRANGE C Assist			
02:48				4 REIS C Player OUT ---->>
02:48				12 PANTOJA O Player IN <<----
02:32		24-14	+10	10 SANTOS MA 2-Pts paint made (2 In)
02:17	10 WAGER S 2 Pts paint missed (2 Out)			
02:13				10 SANTOS MA Defensive Rebound
01:55		24-16	+8	6 MAFRA N 2-Pts made (2 In)
01:50				11 MORAES J Assist
01:38	10 WAGER S 2 Pts paint missed (2 Out)			
01:37				10 SANTOS MA Defensive Rebound
01:16		24-18	+6	11 MORAES J 2-Pts made (2 In)



## PLAY BY PLAY

文字比分播报

GBR 26 vs 18 BRA

Attendance: 1190

Game Time	GBR - Great Britain	Score	Lead	BRA - Brazil
00:58	6 STRANGE C 2-Pts missed (2 out)			
00:57				11 MORAES J Defensive Rebound
00:42				6 MAFRA N 2-Pts missed (2 out)
00:40	10 WAGER S Defensive Rebound			
00:28	4 MACLEAN C 2-Pts paint made (2 In)	26-18	+8	
00:17				11 MORAES J Turnover
00:10				11 MORAES J Personal foul
00:10	12 TURNER H Foul On			
00:10	4 MACLEAN C Turnover			
00:10				Time out
00:07	10 WAGER S Player OUT ---->>			
00:07	10 WAGER S Player IN <<----			
00:07	12 TURNER H Player OUT ---->>			
00:07	7 FREEMAN H Player IN <<----			
00:00	4 MACLEAN C Steal			
00:00				Turnover





## PLAY BY PLAY

文字比分播报

GBR 61 vs 29 BRA

Attendance: 1190

Scoring by 5 min intervals:		Q1		Q2		Q3		Q4	
GBR		6	14	20	26	38	44	54	61
BRA		1	5	12	18	20	24	26	29

### FIRST QUARTER

#### Quarter Starters:

GBR 4 MACLEAN C	6 STRANGE C	10 WAGER S	13 SUGDEN L	15 MATTHEWS C
BRA 4 REIS C	6 MAFRA N	7 FARIAS AC	9 MARTINS LS	11 MORAES J

Game Time	GBR - Great Britain	Score	Lead	BRA - Brazil
10:00	4 MACLEAN C Player IN <<-----			
10:00	6 STRANGE C Player IN <<-----			
10:00	10 WAGER S Player IN <<-----			
10:00	13 SUGDEN L Player IN <<-----			
10:00	15 MATTHEWS C Player IN <<-----			
10:00				4 REIS C Player IN <<-----
10:00				6 MAFRA N Player IN <<-----
10:00				7 FARIAS AC Player IN <<-----
10:00				9 MARTINS LS Player IN <<-----
10:00				11 MORAES J Player IN <<-----
10:00	15 MATTHEWS C Tap off won			4 REIS C Tap off lost
09:44	13 SUGDEN L Turnover			
09:44				11 MORAES J Steal
09:28				9 MARTINS LS 2 Pts paint missed (2 Out)
09:25	13 SUGDEN L Defensive Rebound			
09:07	10 WAGER S 2 Pts paint missed (2 Out)			
09:02	10 WAGER S Offensive Rebound			
09:00	10 WAGER S 2 Pts paint missed (2 Out)			
08:46	15 MATTHEWS C Offensive Rebound			
08:55	15 MATTHEWS C 2 Pts paint missed (2 Out)			
08:36				11 MORAES J Turnover
08:25	10 WAGER S 2 Pts paint missed (2 Out)			
08:24				11 MORAES J Defensive Rebound
08:21				9 MARTINS LS Offensive foul
08:21				9 MARTINS LS Turnover
08:21	10 WAGER S Foul On			
08:21	10 WAGER S Steal			
08:11	4 MACLEAN C 2-Pts paint made (2 In)	2-0	+2	
08:08	15 MATTHEWS C Assist			
07:49				11 MORAES J 2-Pts missed (2 out)
07:44	4 MACLEAN C Defensive Rebound			
07:35	13 SUGDEN L 2 Pts paint missed (2 Out)			
07:34				9 MARTINS LS Defensive Rebound
07:20	10 WAGER S Personal foul			



## PLAY BY PLAY

文字比分播报

GBR 61 vs 29 BRA

Attendance: 1190

Game Time	GBR - Great Britain	Score	Lead	BRA - Brazil
07:20				9 MARTINS LS Foul On
07:20		2-1	+1	9 MARTINS LS Free Throw made (1 In)
07:20				9 MARTINS LS Free Throw missed (1 Out)
07:14				4 REIS C Offensive Rebound
07:04				6 MAFRA N 2-Pts missed (2 out)
07:01	10 WAGER S Defensive Rebound			
06:56				6 MAFRA N Tap off situation, throw-in
06:41				11 MORAES J 2-Pts missed (2 out)
06:38	13 SUGDEN L Defensive Rebound			
06:30	13 SUGDEN L 2-Pts paint made (2 In)	4-1	+3	
06:30	6 STRANGE C Assist			
06:30				7 FARIAS AC Personal foul
06:30	13 SUGDEN L Foul On			
06:30	13 SUGDEN L Free Throw missed (1 Out)			
06:26				11 MORAES J Defensive Rebound
06:11				11 MORAES J 2-Pts missed (2 out)
06:08	13 SUGDEN L Defensive Rebound			
05:53	4 MACLEAN C 2 Pts paint missed (2 Out)			
05:49	10 WAGER S Offensive Rebound			
05:49	10 WAGER S 2-Pts paint made (2 In)	6-1	+5	
05:26				11 MORAES J 2-Pts missed (2 out)
05:22				4 REIS C Offensive Rebound
05:09				11 MORAES J 2-Pts missed (2 out)
05:07	4 MACLEAN C Defensive Rebound			
04:55	15 MATTHEWS C 2 Pts paint missed (2 Out)			
04:53				11 MORAES J Defensive Rebound
04:32		6-3	+3	6 MAFRA N 2-Pts made (2 In)
04:26				11 MORAES J Assist
04:25	4 MACLEAN C 2-Pts paint made (2 In)	8-3	+5	
04:25	6 STRANGE C Assist			
04:25				Time out
04:00				11 MORAES J 2-Pts missed (2 out)
03:57	4 MACLEAN C Defensive Rebound			
03:46	13 SUGDEN L Turnover			
03:46				11 MORAES J Steal
03:42				9 MARTINS LS Personal foul
03:42				9 MARTINS LS Turnover
03:42	10 WAGER S Foul On			
03:42	10 WAGER S Steal			
03:34				11 MORAES J Personal foul
03:34	4 MACLEAN C Foul On			
03:26	10 WAGER S 2 Pts paint missed (2 Out)			



## PLAY BY PLAY

文字比分播报

GBR 61 vs 29 BRA

Attendance: 1190

Game Time	GBR - Great Britain	Score	Lead	BRA - Brazil
03:24				4 REIS C Defensive Rebound
03:23	10 WAGER S Technical foul			
03:23	10 WAGER S Player OUT ---->>			
03:23	12 TURNER H Player IN <<-----			
03:23				11 MORAES J Free Throw missed (1 Out)
03:23				11 MORAES J Free Throw missed (1 Out)
03:06		8-5	+3	11 MORAES J 2-Pts made (2 In)
02:39	13 SUGDEN L 2-Pts made (2 In)	10-5	+5	
02:33				11 MORAES J Offensive foul
02:33				11 MORAES J Turnover
02:32	13 SUGDEN L Foul On			
02:29	13 SUGDEN L Steal			
02:14	4 MACLEAN C 2-Pts missed (2 out)			
02:11	12 TURNER H Offensive Rebound			
02:03	4 MACLEAN C 2-Pts missed (2 out)			
01:53	12 TURNER H Offensive Rebound			
01:53	12 TURNER H 2 Pts paint missed (2 Out)			
01:50				11 MORAES J Defensive Rebound
01:31				11 MORAES J 2-Pts missed (2 out)
01:29	4 MACLEAN C Defensive Rebound			
01:15	12 TURNER H 2-Pts paint made (2 In)	12-5	+7	
01:13	6 STRANGE C Assist			
00:45				11 MORAES J 2 Pts paint missed (2 Out)
00:43	15 MATTHEWS C Defensive Rebound			
00:28	4 MACLEAN C 2-Pts paint made (2 In)	14-5	+9	
00:08				7 FARIAS AC 2 Pts paint missed (2 Out)
00:06	12 TURNER H Defensive Rebound			

## SECOND QUARTER

### Quarter Starters:

GBR 4 MACLEAN C                      12 TURNER H                      13 SUGDEN L                      15 MATTHEWS C                      6 STRANGE C  
BRA 4 REIS C                              6 MAFRA N                              7 FARIAS AC                              10 SANTOS MA                              11 MORAES J

Game Time	GBR - Great Britain	Score	Lead	BRA - Brazil
10:00	4 MACLEAN C Player IN <<-----			
10:00	12 TURNER H Player IN <<-----			
10:00	13 SUGDEN L Player IN <<-----			
10:00	15 MATTHEWS C Player IN <<-----			
10:00	6 STRANGE C Player IN <<-----			
10:00				4 REIS C Player IN <<-----
10:00				6 MAFRA N Player IN <<-----
10:00				7 FARIAS AC Player IN <<-----
10:00				10 SANTOS MA Player IN <<-----



## PLAY BY PLAY

文字比分播报

GBR 61 vs 29 BRA

Attendance: 1190

Game Time	GBR - Great Britain	Score	Lead	BRA - Brazil
10:00				11 MORAES J Player IN <<----
09:56	4 MACLEAN C Tap off situation, throw-in			
09:41	12 TURNER H 2-Pts missed (2 out)			
09:39				11 MORAES J Defensive Rebound
09:27				6 MAFRA N 2-Pts missed (2 out)
09:25	12 TURNER H Defensive Rebound			
09:16	4 MACLEAN C 2 Pts paint missed (2 Out)			
09:14				10 SANTOS MA Defensive Rebound
09:05	12 TURNER H Personal foul			
09:05				11 MORAES J Foul On
08:54				4 REIS C 2 Pts paint missed (2 Out)
08:53				4 REIS C Offensive Rebound
08:53				4 REIS C Turnover
08:42				11 MORAES J Tap off situation, throw-in
08:21				10 SANTOS MA 2-Pts missed (2 out)
08:19	15 MATTHEWS C Defensive Rebound			
08:15				4 REIS C Personal foul
08:15	4 MACLEAN C Foul On			
08:06	6 STRANGE C 2-Pts made (2 In)	16-5	+11	
08:00	4 MACLEAN C Personal foul			
08:00				11 MORAES J Foul On
07:46		16-7	+9	11 MORAES J 2-Pts made (2 In)
07:24	15 MATTHEWS C 2-Pts missed (2 out)			
07:22				10 SANTOS MA Defensive Rebound
07:16		16-9	+7	11 MORAES J 2-Pts paint made (2 In)
07:16	13 SUGDEN L Personal foul			
07:16				11 MORAES J Foul On
07:16	Time out			
07:16		16-10	+6	11 MORAES J Free Throw made (1 In)
06:54	13 SUGDEN L 2-Pts made (2 In)	18-10	+8	
06:32		18-12	+6	10 SANTOS MA 2-Pts paint made (2 In)
06:30				11 MORAES J Assist
06:10	12 TURNER H 2-Pts missed (2 out)			
06:08				4 REIS C Defensive Rebound
06:08	12 TURNER H 2 Pts paint missed (2 Out)			
06:08				9 MARTINS LS Blocked Shot
06:08	11 FOX J Offensive Rebound			
05:57				11 MORAES J 2 Pts paint missed (2 Out)
05:57	Defensive Rebound			
05:57	15 MATTHEWS C Player OUT ---->>			
05:57	10 WAGER S Player IN <<----			
05:45	10 WAGER S 2-Pts paint made (2 In)	20-12	+8	



## PLAY BY PLAY

文字比分播报

GBR 61 vs 29 BRA

Attendance: 1190

Game Time	GBR - Great Britain	Score	Lead	BRA - Brazil
05:45	6 STRANGE C Assist			
05:45				4 REIS C Personal foul
05:45	10 WAGER S Foul On			
05:44	10 WAGER S Free Throw missed (1 Out)			
05:42				4 REIS C Defensive Rebound
05:34				11 MORAES J Turnover
05:12	6 STRANGE C 2-Pts missed (2 out)			
05:18				4 REIS C Defensive Rebound
05:09	13 SUGDEN L Steal			
05:09				11 MORAES J Turnover
04:57	6 STRANGE C 2 Pts paint missed (2 Out)			
04:55				Defensive Rebound
04:35				11 MORAES J 2 Pts paint missed (2 Out)
04:33	10 WAGER S Defensive Rebound			
04:21	4 MACLEAN C 2 Pts paint missed (2 Out)			
04:19				6 MAFRA N Defensive Rebound
03:57				6 MAFRA N Turnover
03:57	12 TURNER H Steal			
03:49	12 TURNER H Fast Break			
03:47	12 TURNER H 2-Pts paint made (2 In)	22-12	+10	
03:30				4 REIS C 2 Pts paint missed (2 Out)
03:28	13 SUGDEN L Defensive Rebound			
03:18	13 SUGDEN L 2 Pts paint missed (2 Out)			
03:18				4 REIS C Personal foul
03:18	13 SUGDEN L Foul On			
03:18	13 SUGDEN L Free Throw missed (1 Out)			
03:18	13 SUGDEN L Free Throw missed (1 Out)			
03:16				10 SANTOS MA Defensive Rebound
03:02				11 MORAES J 2-Pts missed (2 out)
03:00	10 WAGER S Defensive Rebound			
02:48	10 WAGER S 2-Pts paint made (2 In)	24-12	+12	
02:48	6 STRANGE C Assist			
02:48				4 REIS C Player OUT ---->>
02:48				12 PANTOJA O Player IN <<----
02:32		24-14	+10	10 SANTOS MA 2-Pts paint made (2 In)
02:17	10 WAGER S 2 Pts paint missed (2 Out)			
02:13				10 SANTOS MA Defensive Rebound
01:55		24-16	+8	6 MAFRA N 2-Pts made (2 In)
01:50				11 MORAES J Assist
01:38	10 WAGER S 2 Pts paint missed (2 Out)			
01:37				10 SANTOS MA Defensive Rebound
01:16		24-18	+6	11 MORAES J 2-Pts made (2 In)



## PLAY BY PLAY

文字比分播报

GBR 61 vs 29 BRA

Attendance: 1190

Game Time	GBR - Great Britain	Score	Lead	BRA - Brazil
00:58	6 STRANGE C 2-Pts missed (2 out)			
00:57				11 MORAES J Defensive Rebound
00:42				6 MAFRA N 2-Pts missed (2 out)
00:40	10 WAGER S Defensive Rebound			
00:28	4 MACLEAN C 2-Pts paint made (2 In)	26-18	+8	
00:17				11 MORAES J Turnover
00:10				11 MORAES J Personal foul
00:10	12 TURNER H Foul On			
00:10	4 MACLEAN C Turnover			
00:10				Time out
00:07	10 WAGER S Player OUT ---->>			
00:07	10 WAGER S Player IN <<----			
00:07	12 TURNER H Player OUT ---->>			
00:07	7 FREEMAN H Player IN <<----			
00:00	4 MACLEAN C Steal			
00:00				Turnover

## THIRD QUARTER

### Quarter Starters:

GBR 4 MACLEAN C      6 STRANGE C      10 WAGER S      12 TURNER H      13 SUGDEN L  
BRA 4 REIS C      6 MAFRA N      7 FARIAS AC      11 MORAES J      10 SANTOS MA

Game Time	GBR - Great Britain	Score	Lead	BRA - Brazil
10:00				4 REIS C Player IN <<----
10:00				6 MAFRA N Player IN <<----
10:00				7 FARIAS AC Player IN <<----
10:00				11 MORAES J Player IN <<----
10:00				10 SANTOS MA Player IN <<----
10:00	4 MACLEAN C Player IN <<----			
10:00	6 STRANGE C Player IN <<----			
10:00	10 WAGER S Player IN <<----			
10:00	12 TURNER H Player IN <<----			
10:00	13 SUGDEN L Player IN <<----			
00:00	4 MACLEAN C Tap off situation, throw-in			
09:54	10 WAGER S Turnover			
09:39				4 REIS C 2 Pts paint missed (2 Out)
09:37	4 MACLEAN C Defensive Rebound			
09:16	12 TURNER H 2-Pts paint made (2 In)	28-18	+10	
09:14	4 MACLEAN C Assist			
09:06				11 MORAES J Turnover
09:06	12 TURNER H Steal			
09:01	4 MACLEAN C 2-Pts paint made (2 In)	30-18	+12	
09:00	6 STRANGE C Offensive Rebound			



## PLAY BY PLAY

文字比分播报

GBR 61 vs 29 BRA

Attendance: 1190

Game Time	GBR - Great Britain	Score	Lead	BRA - Brazil
09:00				10 SANTOS MA 2 Pts paint missed (2 Out)
09:00	Defensive Rebound			
08:12	10 WAGER S 2-Pts paint made (2 In)	32-18	+14	
08:09	6 STRANGE C Assist			
07:56		32-20	+12	10 SANTOS MA 2-Pts paint made (2 In)
07:39	10 WAGER S 2 Pts paint missed (2 Out)			
07:38				Defensive Rebound
07:27				10 SANTOS MA Turnover
07:18	6 STRANGE C 2-Pts made (2 In)	34-20	+14	
07:03				10 SANTOS MA Player OUT ---->>
07:03				9 MARTINS LS Player IN <<----
06:55	4 MACLEAN C Turnover			
06:37				9 MARTINS LS 2-Pts missed (2 out)
06:36	10 WAGER S Defensive Rebound			
06:23	12 TURNER H 2-Pts paint made (2 In)	36-20	+16	
06:21	13 SUGDEN L Assist			
06:17	4 MACLEAN C Personal foul			
06:17				4 REIS C Foul On
06:00				9 MARTINS LS 2-Pts missed (2 out)
05:58	10 WAGER S Defensive Rebound			
05:57	4 MACLEAN C Turnover			
05:48				9 MARTINS LS 2 Pts paint missed (2 Out)
05:44	13 SUGDEN L Defensive Rebound			
05:36	6 STRANGE C 2-Pts paint made (2 In)	38-20	+18	
05:16				4 REIS C 2 Pts paint missed (2 Out)
05:16	Defensive Rebound			
04:57	4 MACLEAN C 2-Pts missed (2 out)			
04:54				9 MARTINS LS Defensive Rebound
04:37				9 MARTINS LS 2 Pts paint missed (2 Out)
04:34	12 TURNER H Defensive Rebound			
04:19	6 STRANGE C 2-Pts paint made (2 In)	40-20	+20	
03:53		40-22	+18	9 MARTINS LS 2-Pts paint made (2 In)
03:41	10 WAGER S Turnover			
03:21		40-24	+16	9 MARTINS LS 2-Pts made (2 In)
02:44	12 TURNER H 2-Pts missed (2 out)			
02:42				9 MARTINS LS Defensive Rebound
02:39				11 MORAES J Turnover
02:29				4 REIS C Personal foul
02:29	10 WAGER S Foul On			
02:29				Time out
02:29				4 REIS C Player OUT ---->>
02:29				5 COSTA D Player IN <<----



## PLAY BY PLAY

文字比分播报

GBR 61 vs 29 BRA

Attendance: 1190

Game Time	GBR - Great Britain	Score	Lead	BRA - Brazil
02:29				7 FARIAS AC Player OUT ---->>
02:29				4 REIS C Player IN <<----
02:29				9 MARTINS LS Player OUT ---->>
02:29				8 SILVA RAMOS R Player IN <<----
02:11	6 STRANGE C 2-Pts made (2 In)	42-24	+18	
01:55				6 MAFRA N Turnover
01:38	10 WAGER S 2-Pts missed (2 out)			
01:35	4 MACLEAN C Offensive Rebound			
01:35	4 MACLEAN C 2-Pts missed (2 out)			
01:33				Defensive Rebound
01:20				8 SILVA RAMOS R 2 Pts paint missed (2 Out)
01:18	10 WAGER S Defensive Rebound			
00:59	6 STRANGE C 2 Pts paint missed (2 Out)			
00:57				4 REIS C Defensive Rebound
00:49	12 TURNER H Personal foul			
00:49				11 MORAES J Foul On
00:43				11 MORAES J Tap off situation, throw-in
00:30				11 MORAES J 2-Pts missed (2 out)
00:27				6 MAFRA N Offensive Rebound
00:23				6 MAFRA N 2 Pts paint missed (2 Out)
00:19	12 TURNER H Defensive Rebound			
00:06	6 STRANGE C Fast Break			
00:09	6 STRANGE C 2-Pts paint made (2 In)	44-24	+20	

## FOURTH QUARTER

### Quarter Starters:

GBR

BRA

Game Time	GBR - Great Britain	Score	Lead	BRA - Brazil
10:00				9 MARTINS LS Player IN <<----
10:00				7 FARIAS AC Player IN <<----
10:00				6 MAFRA N Player IN <<----
10:00				11 MORAES J Player IN <<----
10:00				4 REIS C Player IN <<----
10:00	6 STRANGE C Player IN <<----			
10:00	8 WILD A Player IN <<----			
10:00	14 McDONALD P Player IN <<----			
10:00	10 WAGER S Player IN <<----			
10:00	12 TURNER H Player IN <<----			
00:00	14 McDONALD P Tap off situation, throw-in			
09:48	12 TURNER H 2 Pts paint missed (2 Out)			
09:45	12 TURNER H Offensive Rebound			





## PLAY BY PLAY

文字比分播报

GBR 61 vs 29 BRA

Attendance: 1190

Game Time	GBR - Great Britain	Score	Lead	BRA - Brazil
09:45	12 TURNER H 2-Pts paint made (2 In)	46-24	+22	
09:25		46-26	+20	9 MARTINS LS 2-Pts paint made (2 In)
09:22				6 MAFRA N Assist
09:11	14 McDONALD P Turnover			
09:11				9 MARTINS LS Steal
09:11				11 MORAES J Turnover
08:47	6 STRANGE C 2 Pts paint missed (2 Out)			
08:43	12 TURNER H Offensive Rebound			
08:43	12 TURNER H 2 Pts paint missed (2 Out)			
08:35	12 TURNER H 2-Pts paint made (2 In)	48-26	+22	
08:16				6 MAFRA N 2-Pts missed (2 out)
08:14	10 WAGER S Defensive Rebound			
08:07	6 STRANGE C 2-Pts paint made (2 In)	50-26	+24	
07:37				4 REIS C Turnover
07:23	8 WILD A 2-Pts made (2 In)	52-26	+26	
06:57				9 MARTINS LS 2 Pts paint missed (2 Out)
06:55	10 WAGER S Defensive Rebound			
06:41	8 WILD A 2-Pts missed (2 out)			
06:41				Defensive Rebound
06:41				9 MARTINS LS Player OUT ---->>
06:41				10 SANTOS MA Player IN <<----
06:19				10 SANTOS MA 2-Pts missed (2 out)
06:19				Offensive Rebound
06:19	Time out			
06:19	6 STRANGE C Player OUT ---->>			
06:19	5 HARPER J Player IN <<----			
06:19	12 TURNER H Player OUT ---->>			
06:19	15 MATTHEWS C Player IN <<----			
06:12				11 MORAES J 2-Pts missed (2 out)
06:12				Offensive Rebound
06:04				11 MORAES J 2-Pts missed (2 out)
06:01	15 MATTHEWS C Defensive Rebound			
05:38	15 MATTHEWS C 2-Pts paint made (2 In)	54-26	+28	
05:36	10 WAGER S Assist			
05:14				6 MAFRA N 2-Pts missed (2 out)
05:12	15 MATTHEWS C Defensive Rebound			
04:48	14 McDONALD P Turnover			
04:36				11 MORAES J 3-Pts missed (3 Out)
04:32	10 WAGER S Defensive Rebound			
04:18	15 MATTHEWS C 2-Pts paint made (2 In)	56-26	+30	
04:16	8 WILD A Assist			
03:52				6 MAFRA N 2-Pts missed (2 out)



## PLAY BY PLAY

文字比分播报

GBR 61 vs 29 BRA

Attendance: 1190

Game Time	GBR - Great Britain	Score	Lead	BRA - Brazil
03:49				10 SANTOS MA Offensive Rebound
03:43				10 SANTOS MA 2 Pts paint missed (2 Out)
03:40	10 WAGER S Defensive Rebound			
03:27	10 WAGER S 2-Pts paint made (2 In)	58-26	+32	
03:16	8 WILD A Assist			
03:07	10 WAGER S Personal foul			
03:07				11 MORAES J Foul On
03:07	Time out			
03:07	8 WILD A Player OUT ---->>			
03:07	7 FREEMAN H Player IN <<-----			
03:07	15 MATTHEWS C Player OUT ---->>			
03:07	11 FOX J Player IN <<-----			
03:07		58-27	+31	11 MORAES J Free Throw made (1 In)
03:07				11 MORAES J Free Throw missed (1 Out)
03:04	7 FREEMAN H Defensive Rebound			
02:51	10 WAGER S Player OUT ---->>			
02:51	9 JOHNSON P Player IN <<-----			
02:51	14 McDONALD P 2-Pts missed (2 out)			
02:51				10 SANTOS MA Blocked Shot
02:51				Defensive Rebound
02:25				11 MORAES J 3-Pts missed (3 Out)
02:21	7 FREEMAN H Defensive Rebound			
02:12	7 FREEMAN H 2 Pts paint missed (2 Out)			
01:53	7 FREEMAN H Offensive Rebound			
01:45	7 FREEMAN H 2 Pts paint missed (2 Out)			
01:43				7 FARIAS AC Defensive Rebound
01:38		58-29	+29	11 MORAES J 2-Pts paint made (2 In)
01:25				7 FARIAS AC Personal foul
01:25	11 FOX J Foul On			
01:25	11 FOX J Free Throw missed (1 Out)			
01:25	11 FOX J Free Throw missed (1 Out)			
01:25				Defensive Rebound
01:14				11 MORAES J 3-Pts missed (3 Out)
01:12	9 JOHNSON P Defensive Rebound			
00:59	7 FREEMAN H 2 Pts paint missed (2 Out)			
00:56	14 McDONALD P Offensive Rebound			
00:56	14 McDONALD P 2-Pts missed (2 out)			
00:56	7 FREEMAN H Offensive Rebound			
00:56	7 FREEMAN H 2-Pts paint made (2 In)	60-29	+31	
00:44				11 MORAES J 3-Pts missed (3 Out)
00:44	Defensive Rebound			
00:24	9 JOHNSON P 2-Pts missed (2 out)			



## PLAY BY PLAY

文字比分播报

**GBR 61 vs 29 BRA**

**Attendance: 1190**

Game Time	GBR - Great Britain	Score	Lead	BRA - Brazil
00:22	7 FREEMAN H Offensive Rebound			
00:22	7 FREEMAN H 2 Pts paint missed (2 Out)			
00:22	7 FREEMAN H Offensive Rebound			
00:22				6 MAFRA N Personal foul
00:22	7 FREEMAN H Foul On			
00:22	7 FREEMAN H Free Throw missed (1 Out)			
00:22	7 FREEMAN H Free Throw made (1 In)	61-29	+32	
00:13				11 MORAES J Turnover



## RESULTS

比赛成绩

### GBR 26 vs 18 BRA

Attendance: 1190

Referee: GIORDANO Sergio (CAN)  
Umpires: KANNO Eisuke (JPN); JIN Zhuo (CHN)

Commissioner: LOVE Greg (AUS)  
Classifier: LACHANCE Anne (CAN)

		Q1		Q2	
Scoring by 5 min intervals:	GBR	6	14	20	26
	BRA	1	5	12	18

#### GBR - GREAT BRITAIN

No.	Name	Sport Class	MIN	Field Goals		2 Points		3 Points		Free Throws		Rebounds			AS	TO	ST	BS	PF	FO	PTS
				M/A	%	M/A	%	M/A	%	M/A	%	OR	DR	TOT							
*4	MACLEAN Caroline	2.0	20:00	4/9	44	4/9	44						4	4		1	1		1	2	8
*6	STRANGE Clare	1.5	19:53	1/4	25	1/4	25								5						2
*10	WAGER Sally	3.0	12:34	3/9	33	3/9	33			0/1	0	2	4	6				2	3	6	
*13	SUGDEN Louise	2.0	20:00	3/5	60	3/5	60			0/3	0		4	4		2	2		1	3	6
*15	MATTHEWS Caroline (C)	4.5	14:03	0/3	0	0/3	0					1	2	3	1						0
5	HARPER Joanne	1.0	00:00																		0
7	FREEMAN Helen	4.0	00:07																		0
8	WILD Ann	2.0	00:00																		0
9	JOHNSON Paula	2.5	00:00																		0
11	FOX Jill	1.5	00:00									1		1							0
12	TURNER Helen	4.0	13:16	2/6	33	2/6	33					2	2	4			1	1	1	4	
14	McDONALD Pauline	2.5	00:00																		0
Team/Coach																					
<b>Totals</b>				13/36	36	13/36	36			0/4	0	6	17	23	6	3	6		5	9	26
<b>Coach</b>		PEEL Garry																			
<b>Assistant Coach</b>		BHANIA Haj Singh									FODEN Mathew										

#### BRA - BRAZIL

No.	Name	Sport Class	MIN	Field Goals		2 Points		3 Points		Free Throws		Rebounds			AS	TO	ST	BS	PF	FO	PTS
				M/A	%	M/A	%	M/A	%	M/A	%	OR	DR	TOT							
*4	REIS Cleonete	2.0	17:05	0/2	0	0/2	0					3	4	7		1			3		0
*6	MAFRA Naildes	2.0	19:53	2/5	40	2/5	40						1	1		1					4
*7	FARIAS Andreia Cristina	1.0	19:53	0/1	0	0/1	0												1		0
*9	MARTINS Lia Soares	4.5	10:00	0/1	0	0/1	0			1/2	50	1	1	2		2	1	2	1	1	
*11	MORAES Jucilene	4.0	19:53	4/15	27	4/15	27			1/3	33	6	6	3	5	2		3	3	9	
5	COSTA Debora	4.0	00:00																		0
8	SILVA RAMOS Rosalia	2.0	00:00																		0
10	SANTOS Monica Andrade	4.5	09:53	2/3	67	2/3	67						5	5							4
12	PANTOJA Ozineide	2.5	02:48																		0
13	GOMES Elizabeth	1.0	00:00																		0
14	FERRAO Helena	4.0	00:00																		0
15	ALMEIDA Vileide	4.5	00:00																		0
Team/Coach																					
<b>Totals</b>				8/27	30	8/27	30			2/5	40	3	18	21	3	10	2	1	9	4	18
<b>Coach</b>		CORREA Wilson																			
<b>Assistant Coach</b>		LEMOS Mauricio																			

	GBR	BRA
Points from Turnovers	4	0
Points in the Paint	20	6
Second Chance Points	2	0
Fast Break Points	2	0

	GBR	BRA
Biggest Lead	12	0
Biggest Scoring Run	8-0(16-5)	6-0(24-18)
Lead Changes	1	
Times Tied	0	

#### Legend:

%	Shooting Percentage	(C)	Captain	*	Starters	AS	Assists
BS	Blocked Shots	DR	Defensive Rebounds	FO	Fouls On	M/A	Made/Attempts
MIN	Minutes Played	OR	Offensive Rebounds	PF	Fouls	PTS	Points
Qx	Quarter Time	ST	Steals	TO	Turnovers	TOT	Total Rebounds



## RESULTS

比赛成绩

### GBR 61 vs 29 BRA

Attendance: 1190

Referee: GIORDANO Sergio (CAN)

Commissioner: LOVE Greg (AUS)

Umpires: KANNO Eisuke (JPN); JIN Zhuo (CHN)

Classifier: LACHANCE Anne (CAN)

		Q1		Q2		Q3		Q4	
Scoring by 5 min intervals:	GBR	6	14	20	26	38	44	54	61
	BRA	1	5	12	18	20	24	26	29

#### GBR - GREAT BRITAIN

No.	Name	Sport Class	MIN	Field Goals		2 Points		3 Points		Free Throws		Rebounds			AS	TO	ST	BS	PF	FO	PTS	
				M/A	%	M/A	%	M/A	%	M/A	%	OR	DR	TOT								
*4	MACLEAN Caroline	2.0	30:00	5/12	42	5/12	42					1	5	6	1	3	1		2	2	10	
*6	STRANGE Clare	1.5	33:41	7/12	58	7/12	58					1		1	6						14	
*10	WAGER Sally	3.0	29:43	5/13	38	5/13	38			0/1	0	2	11	13	1	2	2		3	4	10	
*13	SUGDEN Louise	2.0	30:00	3/5	60	3/5	60			0/3	0		5	5	1	2	2		1	3	6	
*15	MATTHEWS Caroline (C)	4.5	17:15	2/5	40	2/5	40					1	4	5	1						4	
5	HARPER Joanne	1.0	06:19																		0	
7	FREEMAN Helen	4.0	03:14	1/5	20	1/5	20			1/2	50	4	2	6						1	3	
8	WILD Ann	2.0	06:53	1/2	50	1/2	50								2						2	
9	JOHNSON Paula	2.5	02:51	0/1	0	0/1	0					1	1								0	
11	FOX Jill	1.5	03:07							0/2	0	1		1						1	0	
12	TURNER Helen	4.0	26:57	6/13	46	6/13	46					4	4	8			2		2	1	12	
14	McDONALD Pauline	2.5	10:00	0/2	0	0/2	0					1		1							0	
Team/Coach																						
<b>Totals</b>				30/70	43	30/70	43			1/8	13	15	36	51	12	9	7			8	12	61
<b>Coach</b>		PEEL Garry																				
<b>Assistant Coach</b>		BHANIA Haj Singh									FODEN Mathew											

#### BRA - BRAZIL

No.	Name	Sport Class	MIN	Field Goals		2 Points		3 Points		Free Throws		Rebounds			AS	TO	ST	BS	PF	FO	PTS
				M/A	%	M/A	%	M/A	%	M/A	%	OR	DR	TOT							
*4	REIS Cleonete	2.0	37:12	0/4	0	0/4	0					3	5	8		2			4	1	0
*6	MAFRA Naildes	2.0	40:00	2/9	22	2/9	22					1	1	2	1	2			1		4
*7	FARIAS Andreia Cristina	1.0	37:31	0/1	0	0/1	0					1	1						2		0
*9	MARTINS Lia Soares	4.5	17:53	3/9	33	3/9	33			1/2	50	3	3		2	1	1	2	1	7	
*11	MORAES Jucilene	4.0	40:00	5/23	22	5/19	26	0/4	0	2/5	40	6	6	3	9	2		3	5	12	
5	COSTA Debora	4.0	02:29																		0
8	SILVA RAMOS Rosalia	2.0	02:29	0/1	0	0/1	0														0
10	SANTOS Monica Andrade	4.5	19:38	3/7	43	3/7	43					1	5	6		1	1				6
12	PANTOJA Ozineide	2.5	02:48																		0
13	GOMES Elizabeth	1.0	00:00																		0
14	FERRAO Helena	4.0	00:00																		0
15	ALMEIDA Vileide	4.5	00:00																		0
Team/Coach																					
<b>Totals</b>				13/54	24	13/50	26	0/4	0	3/7	43	7	27	34	4	17	3	2	12	7	29
<b>Coach</b>		CORREA Wilson																			
<b>Assistant Coach</b>		LEMOs Mauricio																			

	GBR	BRA
Points from Turnovers	12	2
Points in the Paint	48	14
Second Chance Points	12	0
Fast Break Points	4	0

	GBR	BRA
Biggest Lead	32	0
Biggest Scoring Run	12-0(58-26)	6-0(24-18)
Lead Changes	1	
Times Tied	0	

#### Legend:

%	Shooting Percentage	(C)	Captain	*	Starters	AS	Assists
BS	Blocked Shots	DR	Defensive Rebounds	FO	Fouls On	M/A	Made/Attempts
MIN	Minutes Played	OR	Offensive Rebounds	OTx	Overtime	PF	Fouls
PTS	Points	Qx	Quarter Time	ST	Steals	TO	Turnovers
TOT	Total Rebounds						



## START LIST

首发名单

### USA - GBR

**Referee:** HO Shuet Mei (SIN)  
**Umpires:** SALGUERO Cristian Ariel (ARG); WALLAART Edwin Frank (NED)

**Commissioner:** KERR Trevor Andrew (CAN)  
**Classifier:** TSUNEMI Hiroshi (JPN)

#### USA - United States of America

No.	Name	Pos	Age	Sport Class	Current Games Statistics							
					PPG	FG%	3FG%	FT%	RPG	APG	MPG (GP)	
4	MURRAY Becca	G	18	2.5	2.5	50			50	1.0	1.5	10:00 (2)
5	CISNEROS Patty (C)	G	30	2.0	4.0	31				4.0	0.5	30:00 (2)
6	HOSKINS Emily	G	25	1.0	1.5	50			50	0.5		15:00 (2)
7	RUDELL Jen	G	30	4.5	12.0	28	0	67	6.0	1.0	26:14 (2)	
8	SCHNEIDER Natalie	F	25	4.5	0.0							00:00 (0)
9	NICHOLS Alana	G	25	2.5	3.0	50			1.0			11:32 (2)
10	WHEELER Stephanie	G	27	2.0	7.5	47			50	6.0	1.0	29:27 (2)
11	CASTLE Sarah	G	24	2.5	5.0	50		0	3.0			23:27 (2)
12	RIPP Christina	G	28	2.5	8.0	29	0	62	5.0	4.5	25:32 (2)	
13	GONZALES Loraine	F	30	4.0	2.5	40			50	4.0	1.0	14:26 (2)
14	MILFORD Mary Allison	G	22	1.0	0.0							00:00 (0)
15	HOFFMAN Carlee	F	22	4.0	5.5	33			60	2.0	0.5	14:19 (2)
Team			25.5		51.5	36	0	58	32.5	10.0		
<b>Coach</b>		LYKINS Ronald										
<b>Assistant Coach</b>		SIKORA John					TAYLOR Robert					

USA Played		
PR	GER	42-38
PR	AUS	61-42
PR	BRA	11 SEP

#### GBR - Great Britain

No.	Name	Pos	Age	Sport Class	Current Games Statistics							
					PPG	FG%	3FG%	FT%	RPG	APG	MPG (GP)	
4	MACLEAN Caroline	G	33	2.0	5.0	33				3.0	0.5	23:23 (2)
5	HARPER Joanne	G	43	1.0	0.0							06:19 (1)
6	STRANGE Clare	G	28	1.5	9.5	35	0	13	1.5	4.5	35:40 (2)	
7	FREEMAN Helen	F	18	4.0	2.5	18			50	6.5	1.5	14:18 (2)
8	WILD Ann	G	35	2.0	2.0	40				1.0	1.0	09:04 (2)
9	JOHNSON Paula	F	30	2.5	0.0	0				1.0		02:51 (1)
10	WAGER Sally	F	27	3.0	7.5	33			33	9.5	1.0	27:57 (2)
11	FOX Jill	G	38	1.5	1.0	100			0	3.0	0.5	08:43 (2)
12	TURNER Helen	F	30	4.0	8.0	40				7.0		25:45 (2)
13	SUGDEN Louise	G	24	2.0	5.0	50			0	4.0	0.5	27:50 (2)
14	McDONALD Pauline	G	28	2.5	2.0	50				0.5		06:34 (2)
15	MATTHEWS Caroline (C)	C	35	4.5	3.0	30			0	2.5	0.5	16:09 (2)
Team			30.8		45.5	35	0	15	39.0	10.0		
<b>Coach</b>		PEEL Garry										
<b>Assistant Coach</b>		BHANIA Haj Singh					FODEN Mathew					

GBR Played		
PR	AUS	30-59
PR	BRA	61-29
PR	GER	11 SEP

**Legend:**

3FG%	3 Field Goals %	APG	Assists per Game	C	Centre	F	Forward
FG%	Field Goals %	FT%	Free Throws %	G	Guard	GP	Games Played
MPG	Minutes Played per Game	Pos	Playing Position	PPG	Points per Game	PR	Preliminary Round
RPG	Rebounds per Game						



## PLAY BY PLAY

文字比分播报

USA 27 vs 13 GBR

Attendance: 964

Scoring by 5 min intervals:

	Q1		Q2	
USA	10	16	18	27
GBR	6	7	9	13

### FIRST QUARTER

#### Quarter Starters:

USA 5 CISNEROS P      6 HOSKINS E      7 RUDELL J      10 WHEELER S      13 GONZALES L  
GBR 4 MACLEAN C      7 FREEMAN H      8 WILD A      12 TURNER H      13 SUGDEN L

Game Time	USA - United States	Score	Lead	GBR - Great Britain
10:00	5 CISNEROS P Player IN <<----			
10:00	6 HOSKINS E Player IN <<----			
10:00	7 RUDELL J Player IN <<----			
10:00	10 WHEELER S Player IN <<----			
10:00	13 GONZALES L Player IN <<----			
10:00				4 MACLEAN C Player IN <<----
10:00				7 FREEMAN H Player IN <<----
10:00				8 WILD A Player IN <<----
10:00				12 TURNER H Player IN <<----
10:00				13 SUGDEN L Player IN <<----
10:00	13 GONZALES L Tap off won			12 TURNER H Tap off lost
09:38	13 GONZALES L 2-Pts made (2 In)	2-0	+2	
09:11				13 SUGDEN L Turnover
08:55	7 RUDELL J 2-Pts paint made (2 In)	4-0	+4	
08:51	5 CISNEROS P Assist			
08:22				13 SUGDEN L Turnover
08:01	13 GONZALES L Turnover			
07:40		4-2	+2	12 TURNER H 2-Pts paint made (2 In)
07:38				7 FREEMAN H Assist
07:17	7 RUDELL J 2 Pts paint missed (2 Out)			
07:15				13 SUGDEN L Defensive Rebound
06:58	13 GONZALES L Personal foul			
06:58				4 MACLEAN C Foul On
06:40		4-4	0	13 SUGDEN L 2-Pts made (2 In)
06:40				8 WILD A Personal foul
06:40	13 GONZALES L Foul On			
06:25	13 GONZALES L 2 Pts paint missed (2 Out)			
06:24	6 HOSKINS E Offensive Rebound			
06:24				7 FREEMAN H Personal foul
06:24	7 RUDELL J Foul On			
06:24				8 WILD A Player OUT ---->>
06:24				11 FOX J Player IN <<----
06:05	10 WHEELER S 2-Pts made (2 In)	6-4	+2	
06:03	13 GONZALES L Assist			



## PLAY BY PLAY

文字比分播报

USA 27 vs 13 GBR

Attendance: 964

Game Time	USA - United States	Score	Lead	GBR - Great Britain
05:48				4 MACLEAN C Turnover
05:40	5 CISNEROS P 2-Pts made (2 In)	8-4	+4	
05:36				11 FOX J Personal foul
05:36	5 CISNEROS P Foul On			
05:36				Time out
05:35	5 CISNEROS P Free Throw missed (1 Out)			
05:26	7 RUDDALL J Offensive Rebound			
05:26	7 RUDDALL J 2-Pts paint made (2 In)	10-4	+6	
05:09		10-6	+4	4 MACLEAN C 2-Pts paint made (2 In)
05:09				7 FREEMAN H Assist
05:09	10 WHEELER S Personal foul			
05:09				4 MACLEAN C Foul On
05:09	6 HOSKINS E Player OUT ---->>			
05:09	14 MILFORD MA Player IN <<----			
05:08				4 MACLEAN C Free Throw missed (1 Out)
05:04	7 RUDDALL J Defensive Rebound			
05:02	7 RUDDALL J Turnover			
04:53				11 FOX J Turnover
04:42	10 WHEELER S 2 Pts paint missed (2 Out)			
04:42	5 CISNEROS P Offensive Rebound			
04:42				13 SUGDEN L Personal foul
04:42	5 CISNEROS P Foul On			
04:26	14 MILFORD MA 2 Pts paint missed (2 Out)			
04:24				12 TURNER H Defensive Rebound
04:07				4 MACLEAN C 2-Pts missed (2 out)
04:05	7 RUDDALL J Defensive Rebound			
03:55				11 FOX J Personal foul
03:55	10 WHEELER S Foul On			
03:55	10 WHEELER S Free Throw missed (1 Out)			
03:55	10 WHEELER S Free Throw missed (1 Out)			
03:51	7 RUDDALL J Offensive Rebound			
03:40	7 RUDDALL J 2 Pts paint missed (2 Out)			
03:47	13 GONZALES L Offensive Rebound			
03:47	13 GONZALES L 2-Pts paint made (2 In)	12-6	+6	
03:21				12 TURNER H 2-Pts missed (2 out)
03:20	7 RUDDALL J Defensive Rebound			
02:59	7 RUDDALL J 2-Pts missed (2 out)			
02:53				12 TURNER H Defensive Rebound
02:49				12 TURNER H Turnover
02:49	10 WHEELER S Steal			
02:41	10 WHEELER S 2-Pts missed (2 out)			
02:38				13 SUGDEN L Defensive Rebound





## PLAY BY PLAY

文字比分播报

USA 27 vs 13 GBR

Attendance: 964

Game Time	USA - United States	Score	Lead	GBR - Great Britain
02:26				13 SUGDEN L 2 Pts paint missed (2 Out)
02:25	7 RUDELL J Defensive Rebound			
02:12	5 CISNEROS P 2-Pts missed (2 out)			
02:10	13 GONZALES L Offensive Rebound			
02:10	13 GONZALES L 2-Pts paint made (2 In)	14-6	+8	
01:45	14 MILFORD MA Personal foul			
01:45				7 FREEMAN H Foul On
01:45				11 FOX J Player OUT ---->>
01:45				6 STRANGE C Player IN <<----
01:45		14-7	+7	7 FREEMAN H Free Throw made (1 In)
01:44				7 FREEMAN H Free Throw missed (1 Out)
01:42	13 GONZALES L Defensive Rebound			
01:25	13 GONZALES L 2-Pts paint made (2 In)	16-7	+9	
01:23	10 WHEELER S Assist			
01:02				12 TURNER H 2-Pts missed (2 out)
00:59	13 GONZALES L Defensive Rebound			
00:47	14 MILFORD MA 2 Pts paint missed (2 Out)			
00:47				Defensive Rebound
00:22				4 MACLEAN C 2 Pts paint missed (2 Out)
00:21				7 FREEMAN H Offensive Rebound
00:21				7 FREEMAN H 2 Pts paint missed (2 Out)
00:15				12 TURNER H Offensive Rebound
00:21				12 TURNER H Turnover
00:08	10 WHEELER S Offensive foul			
00:08	10 WHEELER S Turnover			
00:08				7 FREEMAN H Foul On
00:08				7 FREEMAN H Steal

## SECOND QUARTER

### Quarter Starters:

USA 4 MURRAY B                      5 CISNEROS P                      9 NICHOLS A                      12 RIPP C                      15 HOFFMAN C  
GBR 4 MACLEAN C                      6 STRANGE C                      7 FREEMAN H                      10 WAGER S                      13 SUGDEN L

Game Time	USA - United States	Score	Lead	GBR - Great Britain
10:00				4 MACLEAN C Player IN <<----
10:00				6 STRANGE C Player IN <<----
10:00				7 FREEMAN H Player IN <<----
10:00				10 WAGER S Player IN <<----
10:00				13 SUGDEN L Player IN <<----
10:00	4 MURRAY B Player IN <<----			
10:00	5 CISNEROS P Player IN <<----			
10:00	9 NICHOLS A Player IN <<----			
10:00	12 RIPP C Player IN <<----			



## PLAY BY PLAY

文字比分播报

USA 27 vs 13 GBR

Attendance: 964

Game Time	USA - United States	Score	Lead	GBR - Great Britain
10:00	15 HOFFMAN C Player IN <<----			
00:00				4 MACLEAN C Tap off situation, throw-in
09:42				6 STRANGE C Turnover
09:25	15 HOFFMAN C 2-Pts missed (2 out)			
09:23				4 MACLEAN C Defensive Rebound
09:01		16-9	+7	7 FREEMAN H 2-Pts made (2 In)
08:47	12 RIPP C 2 Pts paint missed (2 Out)			
08:45	12 RIPP C Offensive Rebound			
08:45	12 RIPP C 2-Pts paint made (2 In)	18-9	+9	
08:12				7 FREEMAN H Turnover
07:59				13 SUGDEN L Personal foul
07:59	4 MURRAY B Foul On			
07:39	5 CISNEROS P 2-Pts missed (2 out)			
07:38				10 WAGER S Defensive Rebound
07:30	9 NICHOLS A Steal			
07:30				6 STRANGE C Turnover
07:07	9 NICHOLS A 2 Pts paint missed (2 Out)			
07:04	Offensive Rebound			
07:00	15 HOFFMAN C 2 Pts paint missed (2 Out)			
06:58				10 WAGER S Defensive Rebound
06:35				7 FREEMAN H Turnover
06:35				Time out
06:23	9 NICHOLS A 2 Pts paint missed (2 Out)			
06:23	Offensive Rebound			
06:09	9 NICHOLS A Foul On			
06:09				10 WAGER S Personal foul
06:02	12 RIPP C 2 Pts paint missed (2 Out)			
05:54				10 WAGER S Defensive Rebound
05:52				10 WAGER S Turnover
05:52	9 NICHOLS A Steal			
05:48	9 NICHOLS A 2-Pts missed (2 out)			
05:46				10 WAGER S Defensive Rebound
05:26	15 HOFFMAN C Steal			
05:26				4 MACLEAN C Turnover
05:23	15 HOFFMAN C Turnover			
05:10	9 NICHOLS A Personal foul			
05:10				6 STRANGE C Foul On
05:10				13 SUGDEN L Player OUT ---->>
05:10				14 McDONALD P Player IN <<----
04:49				6 STRANGE C Turnover
04:49	15 HOFFMAN C Steal			
04:48	9 NICHOLS A Foul On			



## PLAY BY PLAY

文字比分播报

USA 27 vs 13 GBR

Attendance: 964

Game Time	USA - United States	Score	Lead	GBR - Great Britain
04:48				4 MACLEAN C Personal foul
04:48	9 NICHOLS A Free Throw missed (1 Out)			
04:48	9 NICHOLS A Free Throw made (1 In)	19-9	+10	
04:23				7 FREEMAN H Turnover
03:55	12 RIPP C 3-Pts missed (3 Out)			
03:53				10 WAGER S Defensive Rebound
03:46				10 WAGER S Turnover
03:33	15 HOFFMAN C 2-Pts paint made (2 In)	21-9	+12	
03:32	12 RIPP C Assist			
03:09		21-11	+10	6 STRANGE C 2-Pts paint made (2 In)
03:09				7 FREEMAN H Assist
02:55	9 NICHOLS A 2-Pts made (2 In)	23-11	+12	
02:52	4 MURRAY B Assist			
02:32				10 WAGER S Turnover
02:18	9 NICHOLS A 2-Pts paint made (2 In)	25-11	+14	
01:46				4 MACLEAN C 2-Pts missed (2 out)
01:44	5 CISNEROS P Defensive Rebound			
01:33	12 RIPP C 2-Pts paint made (2 In)	27-11	+16	
01:03				4 MACLEAN C Turnover
00:40	15 HOFFMAN C 2-Pts missed (2 out)			
00:39				Defensive Rebound
00:21		27-13	+14	7 FREEMAN H 2-Pts paint made (2 In)
00:10				14 McDONALD P Personal foul
00:10	5 CISNEROS P Foul On			
00:00	15 HOFFMAN C 3-Pts missed (3 Out)			
00:00				7 FREEMAN H Defensive Rebound



## PLAY BY PLAY

文字比分播报

USA 56 vs 31 GBR

Attendance: 964

Scoring by 5 min intervals:		Q1		Q2		Q3		Q4	
USA		10	16	18	27	38	43	46	56
GBR		6	7	9	13	13	24	30	31

### FIRST QUARTER

#### Quarter Starters:

USA 5 CISNEROS P      6 HOSKINS E      7 RUDELL J      10 WHEELER S      13 GONZALES L  
GBR 4 MACLEAN C      7 FREEMAN H      8 WILD A      12 TURNER H      13 SUGDEN L

Game Time	USA - United States	Score	Lead	GBR - Great Britain
10:00	5 CISNEROS P Player IN <<----			
10:00	6 HOSKINS E Player IN <<----			
10:00	7 RUDELL J Player IN <<----			
10:00	10 WHEELER S Player IN <<----			
10:00	13 GONZALES L Player IN <<----			
10:00				4 MACLEAN C Player IN <<----
10:00				7 FREEMAN H Player IN <<----
10:00				8 WILD A Player IN <<----
10:00				12 TURNER H Player IN <<----
10:00				13 SUGDEN L Player IN <<----
10:00	13 GONZALES L Tap off won			12 TURNER H Tap off lost
09:38	13 GONZALES L 2-Pts made (2 In)	2-0	+2	
09:11				13 SUGDEN L Turnover
08:55	7 RUDELL J 2-Pts paint made (2 In)	4-0	+4	
08:51	5 CISNEROS P Assist			
08:22				13 SUGDEN L Turnover
08:01	13 GONZALES L Turnover			
07:40		4-2	+2	12 TURNER H 2-Pts paint made (2 In)
07:38				7 FREEMAN H Assist
07:17	7 RUDELL J 2 Pts paint missed (2 Out)			
07:15				13 SUGDEN L Defensive Rebound
06:58	13 GONZALES L Personal foul			
06:58				4 MACLEAN C Foul On
06:40		4-4	0	13 SUGDEN L 2-Pts made (2 In)
06:40				8 WILD A Personal foul
06:40	13 GONZALES L Foul On			
06:25	13 GONZALES L 2 Pts paint missed (2 Out)			
06:24	6 HOSKINS E Offensive Rebound			
06:24				7 FREEMAN H Personal foul
06:24	7 RUDELL J Foul On			
06:24				8 WILD A Player OUT ---->>
06:24				11 FOX J Player IN <<----
06:05	10 WHEELER S 2-Pts made (2 In)	6-4	+2	
06:03	13 GONZALES L Assist			



## PLAY BY PLAY

文字比分播报

USA 56 vs 31 GBR

Attendance: 964

Game Time	USA - United States	Score	Lead	GBR - Great Britain
05:48				4 MACLEAN C Turnover
05:40	5 CISNEROS P 2-Pts made (2 In)	8-4	+4	
05:36				11 FOX J Personal foul
05:36	5 CISNEROS P Foul On			
05:36				Time out
05:35	5 CISNEROS P Free Throw missed (1 Out)			
05:26	7 RUDDELL J Offensive Rebound			
05:26	7 RUDDELL J 2-Pts paint made (2 In)	10-4	+6	
05:09		10-6	+4	4 MACLEAN C 2-Pts paint made (2 In)
05:09				7 FREEMAN H Assist
05:09	10 WHEELER S Personal foul			
05:09				4 MACLEAN C Foul On
05:09	6 HOSKINS E Player OUT ---->>			
05:09	14 MILFORD MA Player IN <<----			
05:08				4 MACLEAN C Free Throw missed (1 Out)
05:04	7 RUDDELL J Defensive Rebound			
05:02	7 RUDDELL J Turnover			
04:53				11 FOX J Turnover
04:42	10 WHEELER S 2 Pts paint missed (2 Out)			
04:42	5 CISNEROS P Offensive Rebound			
04:42				13 SUGDEN L Personal foul
04:42	5 CISNEROS P Foul On			
04:26	14 MILFORD MA 2 Pts paint missed (2 Out)			
04:24				12 TURNER H Defensive Rebound
04:07				4 MACLEAN C 2-Pts missed (2 out)
04:05	7 RUDDELL J Defensive Rebound			
03:55				11 FOX J Personal foul
03:55	10 WHEELER S Foul On			
03:55	10 WHEELER S Free Throw missed (1 Out)			
03:55	10 WHEELER S Free Throw missed (1 Out)			
03:51	7 RUDDELL J Offensive Rebound			
03:40	7 RUDDELL J 2 Pts paint missed (2 Out)			
03:47	13 GONZALES L Offensive Rebound			
03:47	13 GONZALES L 2-Pts paint made (2 In)	12-6	+6	
03:21				12 TURNER H 2-Pts missed (2 out)
03:20	7 RUDDELL J Defensive Rebound			
02:59	7 RUDDELL J 2-Pts missed (2 out)			
02:53				12 TURNER H Defensive Rebound
02:49				12 TURNER H Turnover
02:49	10 WHEELER S Steal			
02:41	10 WHEELER S 2-Pts missed (2 out)			
02:38				13 SUGDEN L Defensive Rebound



## PLAY BY PLAY

文字比分播报

USA 56 vs 31 GBR

Attendance: 964

Game Time	USA - United States	Score	Lead	GBR - Great Britain
02:26				13 SUGDEN L 2 Pts paint missed (2 Out)
02:25	7 RUDELL J Defensive Rebound			
02:12	5 CISNEROS P 2-Pts missed (2 out)			
02:10	13 GONZALES L Offensive Rebound			
02:10	13 GONZALES L 2-Pts paint made (2 In)	14-6	+8	
01:45	14 MILFORD MA Personal foul			
01:45				7 FREEMAN H Foul On
01:45				11 FOX J Player OUT ---->>
01:45				6 STRANGE C Player IN <<----
01:45		14-7	+7	7 FREEMAN H Free Throw made (1 In)
01:44				7 FREEMAN H Free Throw missed (1 Out)
01:42	13 GONZALES L Defensive Rebound			
01:25	13 GONZALES L 2-Pts paint made (2 In)	16-7	+9	
01:23	10 WHEELER S Assist			
01:02				12 TURNER H 2-Pts missed (2 out)
00:59	13 GONZALES L Defensive Rebound			
00:47	14 MILFORD MA 2 Pts paint missed (2 Out)			
00:47				Defensive Rebound
00:22				4 MACLEAN C 2 Pts paint missed (2 Out)
00:21				7 FREEMAN H Offensive Rebound
00:21				7 FREEMAN H 2 Pts paint missed (2 Out)
00:15				12 TURNER H Offensive Rebound
00:21				12 TURNER H Turnover
00:08	10 WHEELER S Offensive foul			
00:08	10 WHEELER S Turnover			
00:08				7 FREEMAN H Foul On
00:08				7 FREEMAN H Steal

## SECOND QUARTER

### Quarter Starters:

USA 4 MURRAY B                      5 CISNEROS P                      9 NICHOLS A                      12 RIPP C                      15 HOFFMAN C  
GBR 4 MACLEAN C                      6 STRANGE C                      7 FREEMAN H                      10 WAGER S                      13 SUGDEN L

Game Time	USA - United States	Score	Lead	GBR - Great Britain
10:00				4 MACLEAN C Player IN <<----
10:00				6 STRANGE C Player IN <<----
10:00				7 FREEMAN H Player IN <<----
10:00				10 WAGER S Player IN <<----
10:00				13 SUGDEN L Player IN <<----
10:00	4 MURRAY B Player IN <<----			
10:00	5 CISNEROS P Player IN <<----			
10:00	9 NICHOLS A Player IN <<----			
10:00	12 RIPP C Player IN <<----			



## PLAY BY PLAY

文字比分播报

USA 56 vs 31 GBR

Attendance: 964

Game Time	USA - United States	Score	Lead	GBR - Great Britain
10:00	15 HOFFMAN C Player IN <<----			
00:00				4 MACLEAN C Tap off situation, throw-in
09:42				6 STRANGE C Turnover
09:25	15 HOFFMAN C 2-Pts missed (2 out)			
09:23				4 MACLEAN C Defensive Rebound
09:01		16-9	+7	7 FREEMAN H 2-Pts made (2 In)
08:47	12 RIPP C 2 Pts paint missed (2 Out)			
08:45	12 RIPP C Offensive Rebound			
08:45	12 RIPP C 2-Pts paint made (2 In)	18-9	+9	
08:12				7 FREEMAN H Turnover
07:59				13 SUGDEN L Personal foul
07:59	4 MURRAY B Foul On			
07:39	5 CISNEROS P 2-Pts missed (2 out)			
07:38				10 WAGER S Defensive Rebound
07:30	9 NICHOLS A Steal			
07:30				6 STRANGE C Turnover
07:07	9 NICHOLS A 2 Pts paint missed (2 Out)			
07:04	Offensive Rebound			
07:00	15 HOFFMAN C 2 Pts paint missed (2 Out)			
06:58				10 WAGER S Defensive Rebound
06:35				7 FREEMAN H Turnover
06:35				Time out
06:23	9 NICHOLS A 2 Pts paint missed (2 Out)			
06:23	Offensive Rebound			
06:09	9 NICHOLS A Foul On			
06:09				10 WAGER S Personal foul
06:02	12 RIPP C 2 Pts paint missed (2 Out)			
05:54				10 WAGER S Defensive Rebound
05:52				10 WAGER S Turnover
05:52	9 NICHOLS A Steal			
05:48	9 NICHOLS A 2-Pts missed (2 out)			
05:46				10 WAGER S Defensive Rebound
05:26	15 HOFFMAN C Steal			
05:26				4 MACLEAN C Turnover
05:23	15 HOFFMAN C Turnover			
05:10	9 NICHOLS A Personal foul			
05:10				6 STRANGE C Foul On
05:10				13 SUGDEN L Player OUT ---->>
05:10				14 McDONALD P Player IN <<----
04:49				6 STRANGE C Turnover
04:49	15 HOFFMAN C Steal			
04:48	9 NICHOLS A Foul On			



## PLAY BY PLAY

文字比分播报

USA 56 vs 31 GBR

Attendance: 964

Game Time	USA - United States	Score	Lead	GBR - Great Britain
04:48				4 MACLEAN C Personal foul
04:48	9 NICHOLS A Free Throw missed (1 Out)			
04:48	9 NICHOLS A Free Throw made (1 In)	19-9	+10	
04:23				7 FREEMAN H Turnover
03:55	12 RIPP C 3-Pts missed (3 Out)			
03:53				10 WAGER S Defensive Rebound
03:46				10 WAGER S Turnover
03:33	15 HOFFMAN C 2-Pts paint made (2 In)	21-9	+12	
03:32	12 RIPP C Assist			
03:09		21-11	+10	6 STRANGE C 2-Pts paint made (2 In)
03:09				7 FREEMAN H Assist
02:55	9 NICHOLS A 2-Pts made (2 In)	23-11	+12	
02:52	4 MURRAY B Assist			
02:32				10 WAGER S Turnover
02:18	9 NICHOLS A 2-Pts paint made (2 In)	25-11	+14	
01:46				4 MACLEAN C 2-Pts missed (2 out)
01:44	5 CISNEROS P Defensive Rebound			
01:33	12 RIPP C 2-Pts paint made (2 In)	27-11	+16	
01:03				4 MACLEAN C Turnover
00:40	15 HOFFMAN C 2-Pts missed (2 out)			
00:39				Defensive Rebound
00:21		27-13	+14	7 FREEMAN H 2-Pts paint made (2 In)
00:10				14 McDONALD P Personal foul
00:10	5 CISNEROS P Foul On			
00:00	15 HOFFMAN C 3-Pts missed (3 Out)			
00:00				7 FREEMAN H Defensive Rebound

## THIRD QUARTER

### Quarter Starters:

**USA** 6 HOSKINS E      8 SCHNEIDER N      10 WHEELER S      12 RIPP C      13 GONZALES L  
**GBR** 12 TURNER H      6 STRANGE C      7 FREEMAN H      10 WAGER S      11 FOX J

Game Time	USA - United States	Score	Lead	GBR - Great Britain
10:00	6 HOSKINS E Player IN <<----			
10:00	8 SCHNEIDER N Player IN <<----			
10:00	10 WHEELER S Player IN <<----			
10:00	12 RIPP C Player IN <<----			
10:00	13 GONZALES L Player IN <<----			
10:00				12 TURNER H Player IN <<----
10:00				6 STRANGE C Player IN <<----
10:00				7 FREEMAN H Player IN <<----
10:00				10 WAGER S Player IN <<----
10:00				11 FOX J Player IN <<----





## PLAY BY PLAY

文字比分播报

USA 56 vs 31 GBR

Attendance: 964

Game Time	USA - United States	Score	Lead	GBR - Great Britain
00:00	12 RIPP C Tap off situation, throw-in			
09:41	13 GONZALES L 2-Pts paint made (2 In)	29-13	+16	
09:39	12 RIPP C Assist			
09:18				12 TURNER H Turnover
09:18	8 SCHNEIDER N Steal			
09:07	13 GONZALES L 2 Pts paint missed (2 Out)			
09:06	8 SCHNEIDER N Offensive Rebound			
09:06	8 SCHNEIDER N 2-Pts paint made (2 In)	31-13	+18	
08:50				10 WAGER S Turnover
08:50	8 SCHNEIDER N Steal			
08:35	8 SCHNEIDER N 2 Pts paint missed (2 Out)			
08:33	Offensive Rebound			
08:25	12 RIPP C 2-Pts made (2 In)	33-13	+20	
08:23	10 WHEELER S Assist			
08:08				6 STRANGE C 2-Pts missed (2 out)
08:06	13 GONZALES L Defensive Rebound			
07:49	10 WHEELER S 2-Pts paint made (2 In)	35-13	+22	
07:38				7 FREEMAN H Turnover
07:38				Time out
07:25	13 GONZALES L 2 Pts paint missed (2 Out)			
07:23				12 TURNER H Defensive Rebound
07:11				12 TURNER H 2-Pts missed (2 out)
07:11	Defensive Rebound			
06:55	13 GONZALES L 2-Pts paint made (2 In)	37-13	+24	
06:36				12 TURNER H 2-Pts missed (2 out)
06:34	13 GONZALES L Defensive Rebound			
06:15	8 SCHNEIDER N 2-Pts missed (2 out)			
06:14				10 WAGER S Defensive Rebound
05:59	12 RIPP C Steal			
05:59				12 TURNER H Turnover
05:48	10 WHEELER S 2-Pts missed (2 out)			
05:42	12 RIPP C Offensive Rebound			
05:42	12 RIPP C 2 Pts paint missed (2 Out)			
05:38	8 SCHNEIDER N Offensive Rebound			
05:33	8 SCHNEIDER N Foul On			
05:33				10 WAGER S Personal foul
05:33				7 FREEMAN H Player OUT ---->>
05:33				10 WAGER S Player OUT ---->>
05:33				11 FOX J Player OUT ---->>
05:33				6 STRANGE C Player OUT ---->>
05:33				4 MACLEAN C Player IN <<----
05:33				5 HARPER J Player IN <<----



## PLAY BY PLAY

文字比分播报

USA 56 vs 31 GBR

Attendance: 964

Game Time	USA - United States	Score	Lead	GBR - Great Britain
05:33				15 MATTHEWS C Player IN <<-----
05:33				8 WILD A Player IN <<-----
05:33	8 SCHNEIDER N Free Throw made (1 In)	38-13	+25	
05:33	8 SCHNEIDER N Free Throw missed (1 Out)			
05:33	6 HOSKINS E Player OUT ---->>			
05:33	14 MILFORD MA Player IN <<-----			
05:33				15 MATTHEWS C 2 Pts paint missed (2 Out)
05:33	8 SCHNEIDER N Defensive Rebound			
05:33	13 GONZALES L 2-Pts missed (2 out)			
05:33				4 MACLEAN C Defensive Rebound
04:39				8 WILD A 2-Pts missed (2 out)
04:39	Defensive Rebound			
04:39	12 RIPP C Player OUT ---->>			
04:39	9 NICHOLS A Player IN <<-----			
04:22	13 GONZALES L 2-Pts paint made (2 In)	40-13	+27	
03:16		40-15	+25	12 TURNER H 2-Pts made (2 In)
03:16	13 GONZALES L 2 Pts paint missed (2 Out)			
03:16				9 JOHNSON P Offensive Rebound
03:16	9 NICHOLS A Foul On			
03:16				12 TURNER H Personal foul
03:16	9 NICHOLS A 2-Pts made (2 In)	42-15	+27	
03:16	9 NICHOLS A Free Throw missed (1 Out)			
03:16	9 NICHOLS A Free Throw missed (1 Out)			
03:12				Defensive Rebound
03:00				4 MACLEAN C 2-Pts missed (2 out)
03:00				Offensive Rebound
02:44		42-17	+25	4 MACLEAN C 2-Pts made (2 In)
02:11	9 NICHOLS A 2-Pts missed (2 out)			
02:06				15 MATTHEWS C Defensive Rebound
01:53	9 NICHOLS A Personal foul			
01:53				8 WILD A Foul On
01:44		42-20	+22	4 MACLEAN C 3-Pts made (3 In)
01:17				8 WILD A Personal foul
01:17	10 WHEELER S Foul On			
01:17	10 WHEELER S Free Throw missed (1 Out)			
01:17	10 WHEELER S Free Throw made (1 In)	43-20	+23	
01:02				4 MACLEAN C 2-Pts missed (2 out)
00:52	14 MILFORD MA Defensive Rebound			
00:50	14 MILFORD MA Turnover			
00:50				4 MACLEAN C Steal
00:39		43-22	+21	15 MATTHEWS C 2-Pts paint made (2 In)
00:24	9 NICHOLS A 2-Pts missed (2 out)			



## PLAY BY PLAY

文字比分播报

USA 56 vs 31 GBR

Attendance: 964

Game Time	USA - United States	Score	Lead	GBR - Great Britain
00:22				8 WILD A Defensive Rebound
00:04	9 NICHOLS A Personal foul			
00:04				5 HARPER J Foul On
00:00		43-24	+19	15 MATTHEWS C 2-Pts paint made (2 In)
00:00				12 TURNER H Assist

## FOURTH QUARTER

### Quarter Starters:

USA

GBR

Game Time	USA - United States	Score	Lead	GBR - Great Britain
10:00				5 HARPER J Player IN <<----
10:00				4 MACLEAN C Player IN <<----
10:00				8 WILD A Player IN <<----
10:00				12 TURNER H Player IN <<----
10:00				15 MATTHEWS C Player IN <<----
10:00	4 MURRAY B Player IN <<----			
10:00	5 CISNEROS P Player IN <<----			
10:00	8 SCHNEIDER N Player IN <<----			
10:00	14 MILFORD MA Player IN <<----			
10:00	15 HOFFMAN C Player IN <<----			
00:00				8 WILD A Tap off situation, throw-in
09:51		43-26	+17	4 MACLEAN C 2-Pts paint made (2 In)
09:51	8 SCHNEIDER N Personal foul			
09:51				4 MACLEAN C Foul On
09:51				4 MACLEAN C Free Throw missed (1 Out)
09:48	15 HOFFMAN C Defensive Rebound			
09:33	8 SCHNEIDER N 2-Pts made (2 In)	45-26	+19	
09:31	5 CISNEROS P Assist			
09:12				8 WILD A 2 Pts paint missed (2 Out)
09:11	15 HOFFMAN C Defensive Rebound			
08:54				12 TURNER H Steal
08:54	15 HOFFMAN C Turnover			
08:34	4 MURRAY B Assist			
08:10	9 NICHOLS A Defensive Rebound			
07:53				12 TURNER H Offensive Rebound
07:53		45-28	+17	15 MATTHEWS C 2-Pts paint made (2 In)
07:38	4 MURRAY B 2-Pts missed (2 out)			
07:19				15 MATTHEWS C Defensive Rebound
07:06				4 MACLEAN C 3-Pts missed (3 Out)
07:06	Defensive Rebound			
07:06				5 HARPER J Player OUT ---->>



## PLAY BY PLAY

文字比分播报

USA 56 vs 31 GBR

Attendance: 964

Game Time	USA - United States	Score	Lead	GBR - Great Britain
07:06				8 WILD A Player OUT ---->>
07:06				11 FOX J Player IN <<----
07:06				13 SUGDEN L Player IN <<----
06:56	14 MILFORD MA Turnover			
06:42				15 MATTHEWS C Offensive foul
06:42				15 MATTHEWS C Turnover
06:42	15 HOFFMAN C Foul On			
06:42	15 HOFFMAN C Steal			
06:35				13 SUGDEN L Personal foul
06:35	4 MURRAY B Foul On			
06:35	4 MURRAY B Free Throw missed (1 Out)			
06:35	4 MURRAY B Free Throw made (1 In)	46-28	+18	
06:11		46-30	+16	15 MATTHEWS C 2-Pts made (2 In)
06:08				12 TURNER H Assist
05:46	8 SCHNEIDER N 2-Pts missed (2 out)			
05:44				12 TURNER H Defensive Rebound
05:26				12 TURNER H 2-Pts missed (2 out)
05:23	15 HOFFMAN C Defensive Rebound			
05:10	5 CISNEROS P 2-Pts missed (2 out)			
05:09	5 CISNEROS P Offensive Rebound			
04:53	8 SCHNEIDER N 2-Pts made (2 In)	48-30	+18	
04:30				15 MATTHEWS C 2 Pts paint missed (2 Out)
04:27	14 MILFORD MA Defensive Rebound			
04:13	8 SCHNEIDER N 2-Pts paint made (2 In)	50-30	+20	
04:11	14 MILFORD MA Assist			
03:39				12 TURNER H Turnover
03:39	5 CISNEROS P Player OUT ---->>			
03:39	10 WHEELER S Player IN <<----			
03:16	4 MURRAY B 2-Pts made (2 In)	52-30	+22	
02:56				15 MATTHEWS C 2 Pts paint missed (2 Out)
02:55	8 SCHNEIDER N Defensive Rebound			
02:41	10 WHEELER S 2-Pts made (2 In)	54-30	+24	
02:20				12 TURNER H 2-Pts missed (2 out)
02:19	Defensive Rebound			
02:19				12 TURNER H Player OUT ---->>
02:19				10 WAGER S Player IN <<----
02:19				4 MACLEAN C Player OUT ---->>
02:19				14 McDONALD P Player IN <<----
02:03	8 SCHNEIDER N 2-Pts missed (2 out)			
02:00				10 WAGER S Defensive Rebound
01:49				14 McDONALD P 2-Pts missed (2 out)
01:45	4 MURRAY B Defensive Rebound			



## PLAY BY PLAY

文字比分播报

USA 56 vs 31 GBR

Attendance: 964

Game Time	USA - United States	Score	Lead	GBR - Great Britain
01:31	10 WHEELER S 2 Pts paint missed (2 Out)			
01:31				Defensive Rebound
01:14	10 WHEELER S Personal foul			
01:14				14 McDONALD P Foul On
01:14				14 McDONALD P Free Throw missed (1 Out)
01:14		54-31	+23	14 McDONALD P Free Throw made (1 In)
01:01	14 MILFORD MA 2-Pts paint made (2 In)	56-31	+25	
01:01	4 MURRAY B Assist			
00:39	15 HOFFMAN C Steal			
00:39				10 WAGER S Turnover
00:30	4 MURRAY B Turnover			
00:04				15 MATTHEWS C 2 Pts paint missed (2 Out)
00:00				15 MATTHEWS C Offensive Rebound



## RESULTS

比赛成绩

### USA 27 vs 13 GBR

Attendance: 964

Referee: HO Shuet Mei (SIN)

Commissioner: KERR Trevor Andrew (CAN)

Umpires: SALGUERO Cristian Ariel (ARG); WALLAART Edwin Frank (NED)

Classifier: TSUNEMI Hiroshi (JPN)

Q1 Q2

Scoring by 5 min intervals:	USA	10	16	18	27
	GBR	6	7	9	13

#### USA - UNITED STATES of AMERICA

No.	Name	Sport Class	MIN	Field Goals		2 Points		3 Points		Free Throws		Rebounds			AS	TO	ST	BS	PF	FO	PTS	
				M/A	%	M/A	%	M/A	%	M/A	%	OR	DR	TOT								
*5	CISNEROS Patty (C)	2.0	20:00	1/3	33	1/3	33			0/1	0	1	1	2	1					3	2	
*6	HOSKINS Emily	1.0	04:51									1	1								0	
*7	RUDELLE Jen	4.5	10:00	2/5	40	2/5	40					2	4	6		1				1	4	
*10	WHEELER Stephanie	2.0	10:00	1/3	33	1/3	33			0/2	0				1	1	1		2	1	2	
*13	GONZALES Loraine	4.0	10:00	4/5	80	4/5	80					2	2	4	1	1			1	1	8	
4	MURRAY Becca	2.5	10:00												1					1	0	
8	SCHNEIDER Natalie	4.5	00:00																		0	
9	NICHOLS Alana	2.5	10:00	2/5	40	2/5	40			1/2	50						2		1	2	5	
11	CASTLE Sarah	2.5	00:00																		0	
12	RIPP Christina	2.5	10:00	2/5	40	2/4	50	0/1	0			1	1	1							4	
14	MILFORD Mary Allison	1.0	05:09	0/2	0	0/2	0												1		0	
15	HOFFMAN Carlee	4.0	10:00	1/5	20	1/4	25	0/1	0							1	2				2	
Team/Coach																						
<b>Totals</b>				13/33	39	13/31	42	0/2	0	1/5	20	9	7	16	5	4	5			5	9	27
<b>Coach</b>		LYKINS Ronald																				
<b>Assistant Coach</b>		SIKORA John									TAYLOR Robert											

#### GBR - GREAT BRITAIN

No.	Name	Sport Class	MIN	Field Goals		2 Points		3 Points		Free Throws		Rebounds			AS	TO	ST	BS	PF	FO	PTS	
				M/A	%	M/A	%	M/A	%	M/A	%	OR	DR	TOT								
*4	MACLEAN Caroline	2.0	20:00	1/4	25	1/4	25			0/1	0	1	1		3				1	2	2	
*7	FREEMAN Helen	4.0	20:00	2/3	67	2/3	67			1/2	50	1	1	2	3	3	1		1	2	5	
*8	WILD Ann	2.0	03:36																1		0	
*12	TURNER Helen	4.0	10:00	1/3	33	1/3	33					1	2	3		2					2	
*13	SUGDEN Louise	2.0	14:50	1/2	50	1/2	50						2	2		2				2	2	
5	HARPER Joanne	1.0	00:00																		0	
6	STRANGE Clare	1.5	11:45	1/1	100	1/1	100								3					1	2	
9	JOHNSON Paula	2.5	00:00																		0	
10	WAGER Sally	3.0	10:00									5	5							1	0	
11	FOX Jill	1.5	04:39												1					2	0	
14	McDONALD Pauline	2.5	05:10																1		0	
15	MATTHEWS Caroline (C)	4.5	00:00																		0	
Team/Coach																						
<b>Totals</b>				6/13	46	6/13	46			1/3	33	2	13	15	3	17	1			9	5	13
<b>Coach</b>		PEEL Garry																				
<b>Assistant Coach</b>		BHANIA Haj Singh									FODEN Mathew											

	USA	GBR
Points from Turnovers	9	2
Points in the Paint	18	8
Second Chance Points	10	0
Fast Break Points	0	0

	USA	GBR
Biggest Lead	16	0
Biggest Scoring Run	6-0(10-4)	4-0(4-4)
Lead Changes	1	
Times Tied	1	

#### Legend:

%	Shooting Percentage	(C)	Captain	*	Starters	AS	Assists
BS	Blocked Shots	DR	Defensive Rebounds	FO	Fouls On	M/A	Made/Attempts
MIN	Minutes Played	OR	Offensive Rebounds	PF	Fouls	PTS	Points
Qx	Quarter Time	ST	Steals	TO	Turnovers	TOT	Total Rebounds



## RESULTS

比赛成绩

### USA 56 vs 31 GBR

Attendance: 964

Referee: HO Shuet Mei (SIN)

Commissioner: KERR Trevor Andrew (CAN)

Umpires: SALGUERO Cristian Ariel (ARG); WALLAART Edwin Frank (NED)

Classifier: TSUNEMI Hiroshi (JPN)

		Q1		Q2		Q3		Q4	
Scoring by 5 min intervals:	USA	10	16	18	27	38	43	46	56
	GBR	6	7	9	13	13	24	30	31

#### USA - UNITED STATES of AMERICA

No.	Name	Sport Class	MIN	Field Goals		2 Points		3 Points		Free Throws		Rebounds			AS	TO	ST	BS	PF	FO	PTS	
				M/A	%	M/A	%	M/A	%	M/A	%	OR	DR	TOT								
*5	CISNEROS Patty (C)	2.0	26:21	1/4	25	1/4	25			0/1	0	2	1	3	2					3	2	
*6	HOSKINS Emily	1.0	09:18									1		1							0	
*7	RUDELLE Jen	4.5	10:00	2/5	40	2/5	40					2	4	6		1				1	4	
*10	WHEELER Stephanie	2.0	23:39	3/7	43	3/7	43			1/4	25				2	1	1		3	2	7	
*13	GONZALES Loraine	4.0	20:00	7/12	58	7/12	58					2	4	6	1	1			1	1	14	
4	MURRAY Becca	2.5	20:00	1/2	50	1/2	50			1/2	50	1	1	3	1					2	3	
8	SCHNEIDER Natalie	4.5	20:00	4/8	50	4/8	50			1/2	50	2	2	4			2		1	1	9	
9	NICHOLS Alana	2.5	14:39	3/8	38	3/8	38			1/4	25	1	1			2		3	3	7		
11	CASTLE Sarah	2.5	00:00																		0	
12	RIPP Christina	2.5	15:21	3/7	43	3/6	50	0/1	0			2		2	2		1				6	
14	MILFORD Mary Allison	1.0	20:42	1/3	33	1/3	33						2	2	1	2			1		2	
15	HOFFMAN Carlee	4.0	20:00	1/5	20	1/4	25	0/1	0				3	3		2	4			1	2	
Team/Coach																						
<b>Totals</b>				26/61	43	26/59	44	0/2	0	4/13	31	14	22	36	11	8	10			9	14	56
<b>Coach</b>		LYKINS Ronald																				
<b>Assistant Coach</b>		SIKORA John										TAYLOR Robert										

#### GBR - GREAT BRITAIN

No.	Name	Sport Class	MIN	Field Goals		2 Points		3 Points		Free Throws		Rebounds			AS	TO	ST	BS	PF	FO	PTS	
				M/A	%	M/A	%	M/A	%	M/A	%	OR	DR	TOT								
*4	MACLEAN Caroline	2.0	33:14	4/10	40	3/8	38	1/2	50	0/2	0		2	2		3	1		1	3	9	
*7	FREEMAN Helen	4.0	24:27	2/3	67	2/3	67			1/2	50	1	1	2	3	4	1		1	2	5	
*8	WILD Ann	2.0	12:03	0/2	0	0/2	0						1	1					2	1	0	
*12	TURNER Helen	4.0	27:41	2/8	25	2/8	25					2	4	6	2	5	1		1		4	
*13	SUGDEN Louise	2.0	21:56	1/2	50	1/2	50						2	2		2			3		2	
5	HARPER Joanne	1.0	08:27																	1	0	
6	STRANGE Clare	1.5	16:12	1/2	50	1/2	50									3				1	2	
9	JOHNSON Paula	2.5	00:00									1		1							0	
10	WAGER Sally	3.0	16:46										7	7		5			2		0	
11	FOX Jill	1.5	16:12												1				2		0	
14	McDONALD Pauline	2.5	07:29	0/1	0	0/1	0			1/2	50								1	1	1	
15	MATTHEWS Caroline (C)	4.5	15:33	4/8	50	4/8	50					1	2	3		1			1		8	
Team/Coach																						
<b>Totals</b>				14/36	39	13/34	38	1/2	50	2/6	33	6	23	29	5	24	3			14	9	31
<b>Coach</b>		PEEL Garry																				
<b>Assistant Coach</b>		BHANIA Haj Singh										FODEN Mathew										

	USA	GBR
Points from Turnovers	16	4
Points in the Paint	32	16
Second Chance Points	16	4
Fast Break Points	0	0

	USA	GBR
Biggest Lead	27	0
Biggest Scoring Run	13-0(40-13)	6-0(43-26)
Lead Changes	1	
Times Tied	1	

#### Legend:

%	Shooting Percentage	(C)	Captain	*	Starters	AS	Assists
BS	Blocked Shots	DR	Defensive Rebounds	FO	Fouls On	M/A	Made/Attempts
MIN	Minutes Played	OR	Offensive Rebounds	OTx	Overtime	PF	Fouls
PTS	Points	Qx	Quarter Time	ST	Steals	TO	Turnovers
TOT	Total Rebounds						



## START LIST

首发名单

### GER - AUS

**Referee:** PAVLOPOULOS Adrianos (GRE)  
**Umpires:** URUNUELA Juan Manuel (ESP); GIORDANO Sergio (CAN)

**Commissioner:** de KNOCK Luc D H M (BEL)  
**Classifier:** MACKAY Kenneth (GBR)

#### GER - Germany

No.	Name	Pos	Age	Sport Class	Current Games Statistics						
					PPG	FG%	3FG%	FT%	RPG	APG	MPG (GP)
4	KAUTZ Britta	F	26	1.0	0.0	0			1.0		12:38 (1)
5	MEITNER Birgit	G	30	2.5	0.0	0			2.5	1.5	10:46 (2)
6	KUES Simone	F	31	1.0	3.5	43		33	4.5	1.0	25:11 (2)
7	MULLER Edina Anita	F	25	2.0	2.0	40			1.0	1.0	09:48 (2)
8	ZEYEN Annika	G	23	1.5	5.5	36		50	2.5	3.0	31:58 (2)
9	SEIFERT Nicole	G	34	1.5	2.5	50		33	1.5	2.0	18:29 (2)
10	SCHUNEMANN Gesche	C	25	4.5	4.0	36	0		4.5		10:38 (2)
11	SCHRATZ Nora	G	29	2.5	2.0	29	0		0.5	1.5	15:44 (2)
12	BUTTERBRODT Maren	C	31	4.5	8.5	41	0	43	9.5	3.0	27:42 (2)
13	BEHRENS Alke	F	28	1.0	0.0						03:25 (1)
14	KAHL Annette (C)	C	35	4.5	5.0	42			3.5		11:56 (2)
15	MOHNEN Marina	C	29	4.5	17.0	53	0	67	11.5	2.5	29:42 (2)
Team			28.8		50.0	42	0	45	42.0	15.5	
<b>Coach</b>		GLINICKI Holger Ingo									
<b>Assistant Coach</b>		RICHARZ Peter									

GER Played		
PR	BRA	62-32
PR	USA	38-42
PR	GBR	11 SEP

#### AUS - Australia

No.	Name	Pos	Age	Sport Class	Current Games Statistics						
					PPG	FG%	3FG%	FT%	RPG	APG	MPG (GP)
4	DOMASCHENZ Melanie	G	24	1.0	0.0	0			0.7		14:30 (3)
5	CRISPIN Cobi	F	19	4.0	11.0	62		25	6.0	0.7	15:53 (3)
6	KEAN Bridie	F	21	4.0	1.0	50			1.5		07:19 (2)
7	HALL Melanie	G	31	2.5	1.3	50			0.7	0.3	05:01 (3)
8	McKENZIE Tina	F	34	3.0	1.3	50			1.7	0.7	08:52 (3)
9	TESCH Liesl (C)	F	39	4.0	12.3	56	0	25	8.7	1.7	25:01 (3)
10	BURZYNSKI Clare	G	22	1.0	0.7	100			3.0	0.7	25:30 (3)
11	GAUCI Kylie	G	23	2.0	5.3	22	0	50	3.7	5.3	34:58 (3)
12	CHAPLIN Shelley	F	24	3.5	9.3	39		50	3.7	0.7	23:58 (3)
13	STEWART Sarah	F	32	3.0	7.7	39		50	4.3	0.7	24:36 (3)
14	HILL Katie	G	24	3.0	2.7	31	0		1.0	0.7	10:35 (3)
15	O'KELLY-KENNEDY K	C	22	4.0	5.0	21		100	3.5		09:14 (2)
Team			26.3		55.7	41	0	50	36.7	11.3	
<b>Coach</b>		HEWSON Gerry									
<b>Assistant Coach</b>		HEWISH Mark									

AUS Played		
PR	GBR	59-30
PR	BRA	66-30
PR	USA	42-61

#### Legend:

3FG%	3 Field Goals %	APG	Assists per Game	C	Centre	F	Forward
FG%	Field Goals %	FT%	Free Throws %	G	Guard	GP	Games Played
MPG	Minutes Played per Game	Pos	Playing Position	PPG	Points per Game	PR	Preliminary Round
RPG	Rebounds per Game						





## PLAY BY PLAY

文字比分播报

GER 30 vs 18 AUS

Attendance: 8201

		Q1		Q2	
Scoring by 5 min intervals:	GER	10	18	24	30
	AUS	4	8	14	18

### FIRST QUARTER

#### Quarter Starters:

**GER** 5 MEITNER B      6 KUES S      8 ZEYEN A      12 BUTTERBRODT M      15 MOHNEN M  
**AUS** 9 TESCH L      10 BURZYNSKI C      11 GAUCI K      12 CHAPLIN S      13 STEWART S

Game Time	GER - Germany	Score	Lead	AUS - Australia
10:00	5 MEITNER B Player IN <<----			
10:00	6 KUES S Player IN <<----			
10:00	8 ZEYEN A Player IN <<----			
10:00	12 BUTTERBRODT M Player IN <<----			
10:00	15 MOHNEN M Player IN <<----			
10:00				9 TESCH L Player IN <<----
10:00				10 BURZYNSKI C Player IN <<----
10:00				11 GAUCI K Player IN <<----
10:00				12 CHAPLIN S Player IN <<----
10:00				13 STEWART S Player IN <<----
10:00	12 BUTTERBRODT M Tap off won			9 TESCH L Tap off lost
09:50	5 MEITNER B 2-Pts paint made (2 In)	2-0	+2	
09:28		2-2	0	9 TESCH L 2-Pts made (2 In)
08:56	Turnover			
08:38				12 CHAPLIN S 2 Pts paint missed (2 Out)
08:37	15 MOHNEN M Defensive Rebound			
08:31				11 GAUCI K Steal
08:31	6 KUES S Turnover			
08:26				12 CHAPLIN S 2 Pts paint missed (2 Out)
08:24	12 BUTTERBRODT M Defensive Rebound			
08:08	8 ZEYEN A 2-Pts paint made (2 In)	4-2	+2	
08:07	15 MOHNEN M Assist			
07:45				9 TESCH L 2-Pts missed (2 out)
07:43	15 MOHNEN M Defensive Rebound			
07:32	6 KUES S 2 Pts paint missed (2 Out)			
07:31				9 TESCH L Defensive Rebound
07:09				9 TESCH L 2 Pts paint missed (2 Out)
07:07				9 TESCH L Offensive Rebound
07:03				13 STEWART S 2 Pts paint missed (2 Out)
07:02	12 BUTTERBRODT M Defensive Rebound			
06:53	5 MEITNER B 2-Pts paint made (2 In)	6-2	+4	
06:52	5 MEITNER B Fast Break			
06:33				12 CHAPLIN S 2 Pts paint missed (2 Out)
06:33	12 BUTTERBRODT M Defensive Rebound			



## PLAY BY PLAY

文字比分播报

GER 30 vs 18 AUS

Attendance: 8201

Game Time	GER - Germany	Score	Lead	AUS - Australia
06:33	12 BUTTERBRODT M Foul On			
06:33				12 CHAPLIN S Personal foul
06:33				5 CRISPIN C Player IN <<----
06:33				12 CHAPLIN S Player OUT ---->>
06:15	5 MEITNER B 2 Pts paint missed (2 Out)			
06:12	15 MOHNEN M Offensive Rebound			
06:12	15 MOHNEN M 2-Pts paint made (2 In)	8-2	+6	
05:43				11 GAUCI K 2-Pts missed (2 out)
05:41	15 MOHNEN M Defensive Rebound			
05:39	5 MEITNER B Personal foul			
05:39				11 GAUCI K Foul On
05:25	15 MOHNEN M 2-Pts made (2 In)	10-2	+8	
05:09		10-4	+6	5 CRISPIN C 2-Pts paint made (2 In)
04:59				10 BURZYNSKI C Personal foul
04:59	6 KUES S Foul On			
04:59				Time out
04:59				8 MCKENZIE T Player IN <<----
04:59				13 STEWART S Player OUT ---->>
04:48	6 KUES S 2 Pts paint missed (2 Out)			
04:45				8 MCKENZIE T Defensive Rebound
04:23				Turnover
04:08	12 BUTTERBRODT M 2-Pts paint made (2 In)	12-4	+8	
04:06	15 MOHNEN M Assist			
03:54	15 MOHNEN M Personal foul			
03:54				9 TESCH L Foul On
03:54				9 TESCH L Free Throw missed (1 Out)
03:54				9 TESCH L Free Throw missed (1 Out)
03:51	15 MOHNEN M Defensive Rebound			
03:27	12 BUTTERBRODT M 2-Pts missed (2 out)			
03:23				5 CRISPIN C Defensive Rebound
03:00		12-6	+6	5 CRISPIN C 2-Pts made (2 In)
02:47	8 ZEYEN A 2 Pts paint missed (2 Out)			
02:46				5 CRISPIN C Defensive Rebound
02:35				9 TESCH L 2-Pts missed (2 out)
02:32				8 MCKENZIE T Offensive Rebound
02:17				5 CRISPIN C 2-Pts missed (2 out)
02:15	12 BUTTERBRODT M Defensive Rebound			
02:01				5 CRISPIN C Personal foul
02:01	12 BUTTERBRODT M Foul On			
02:01				13 STEWART S Player IN <<----
02:01				8 MCKENZIE T Player OUT ---->>
01:54	15 MOHNEN M 2-Pts paint made (2 In)	14-6	+8	



## PLAY BY PLAY

文字比分播报

GER 30 vs 18 AUS

Attendance: 8201

Game Time	GER - Germany	Score	Lead	AUS - Australia
01:52	5 MEITNER B Assist			
01:35				5 CRISPIN C 2 Pts paint missed (2 Out)
01:33	12 BUTTERBRODT M Defensive Rebound			
01:26	8 ZEYEN A 2-Pts paint made (2 In)	16-6	+10	
01:26	8 ZEYEN A Foul On			
01:26				5 CRISPIN C Personal foul
01:25	8 ZEYEN A Free Throw missed (1 Out)			
01:21	Offensive Rebound			
01:21				12 CHAPLIN S Player IN <<----
01:21				5 CRISPIN C Player OUT ---->>
01:09	15 MOHNEN M 2-Pts missed (2 out)			
01:08				12 CHAPLIN S Defensive Rebound
00:45				13 STEWART S 2-Pts missed (2 out)
00:43	12 BUTTERBRODT M Defensive Rebound			
00:36				9 TESCH L Personal foul
00:36	5 MEITNER B Foul On			
00:36	5 MEITNER B Free Throw made (1 In)	17-6	+11	
00:36	5 MEITNER B Free Throw made (1 In)	18-6	+12	
00:22				13 STEWART S 2 Pts paint missed (2 Out)
00:19				Tap off situation, throw-in
00:01		18-8	+10	11 GAUCI K 2-Pts made (2 In)

## SECOND QUARTER

### Quarter Starters:

**GER** 5 MEITNER B      6 KUES S      8 ZEYEN A      12 BUTTERBRODT M      15 MOHNEN M  
**AUS** 12 CHAPLIN S      13 STEWART S      9 TESCH L      11 GAUCI K      10 BURZYNSKI C

Game Time	GER - Germany	Score	Lead	AUS - Australia
10:00	5 MEITNER B Player IN <<----			
10:00	6 KUES S Player IN <<----			
10:00	8 ZEYEN A Player IN <<----			
10:00	12 BUTTERBRODT M Player IN <<----			
10:00	15 MOHNEN M Player IN <<----			
10:00				12 CHAPLIN S Player IN <<----
10:00				13 STEWART S Player IN <<----
10:00				9 TESCH L Player IN <<----
10:00				11 GAUCI K Player IN <<----
10:00				10 BURZYNSKI C Player IN <<----
10:00	Tap off situation, throw-in			
09:49	5 MEITNER B Player OUT ---->>			
09:49				9 TESCH L Player OUT ---->>
09:49	5 MEITNER B Player IN <<----			
09:49				9 TESCH L Player IN <<----



## PLAY BY PLAY

文字比分播报

GER 30 vs 18 AUS

Attendance: 8201

Game Time	GER - Germany	Score	Lead	AUS - Australia
09:36	5 MEITNER B 2 Pts paint missed (2 Out)			
09:34				9 TESCH L Defensive Rebound
09:31				12 CHAPLIN S 2 Pts paint missed (2 Out)
09:28	12 BUTTERBRODT M Defensive Rebound			
09:08	15 MOHNEN M 2-Pts missed (2 out)			
09:06				9 TESCH L Defensive Rebound
08:57		18-10	+8	9 TESCH L 2-Pts paint made (2 In)
08:57	8 ZEYEN A Personal foul			
08:57				9 TESCH L Foul On
08:57				4 DOMASCHENZ M Player IN <<----
08:57				10 BURZYNSKI C Player OUT ---->>
08:57		18-11	+7	9 TESCH L Free Throw made (1 In)
08:42	12 BUTTERBRODT M 2-Pts missed (2 out)			
08:41				9 TESCH L Defensive Rebound
08:41				9 TESCH L Blocked Shot
08:19				Turnover
07:53	6 KUES S 2-Pts paint made (2 In)	20-11	+9	
07:34				13 STEWART S Foul On
07:34	12 BUTTERBRODT M Personal foul			
07:34				5 CRISPIN C Player IN <<----
07:34				9 TESCH L Player OUT ---->>
07:34				13 STEWART S Free Throw missed (1 Out)
07:34		20-12	+8	13 STEWART S Free Throw made (1 In)
07:34				10 BURZYNSKI C Player IN <<----
07:34				4 DOMASCHENZ M Player OUT ---->>
07:12	15 MOHNEN M 2-Pts made (2 In)	22-12	+10	
07:10	12 BUTTERBRODT M Assist			
06:51				13 STEWART S 2-Pts missed (2 out)
06:48	5 MEITNER B Defensive Rebound			
06:33	15 MOHNEN M 2-Pts missed (2 out)			
06:31				13 STEWART S Defensive Rebound
06:20	8 ZEYEN A Personal foul			
06:20				5 CRISPIN C Foul On
06:09		22-14	+8	11 GAUCI K 2-Pts paint made (2 In)
05:41	15 MOHNEN M 2-Pts made (2 In)	24-14	+10	
05:39	5 MEITNER B Assist			
05:25				Turnover
05:25	12 BUTTERBRODT M Player OUT ---->>			
05:25	10 SCHUNEMANN G Player IN <<----			
05:17				12 CHAPLIN S Personal foul
05:17	15 MOHNEN M Foul On			
05:08	5 MEITNER B 2 Pts paint missed (2 Out)			



## PLAY BY PLAY

文字比分播报

GER 30 vs 18 AUS

Attendance: 8201

Game Time	GER - Germany	Score	Lead	AUS - Australia
05:05				10 BURZYNSKI C Defensive Rebound
04:59	8 ZEYEN A Personal foul			
04:59				11 GAUCI K Foul On
04:59	9 SEIFERT N Player IN <<----			
04:59	11 SCHRATZ N Player IN <<----			
04:59	5 MEITNER B Player OUT ---->>			
04:59	8 ZEYEN A Player OUT ---->>			
04:59				8 MCKENZIE T Player IN <<----
04:59				13 STEWART S Player OUT ---->>
04:59				11 GAUCI K Free Throw missed (1 Out)
04:58				11 GAUCI K Free Throw missed (1 Out)
04:56	10 SCHUNEMANN G Defensive Rebound			
04:38	10 SCHUNEMANN G 2-Pts made (2 In)	26-14	+12	
04:17				8 MCKENZIE T 2 Pts paint missed (2 Out)
04:16	10 SCHUNEMANN G Defensive Rebound			
03:54	6 KUES S 2 Pts paint missed (2 Out)			
03:52	6 KUES S Offensive Rebound			
03:39	6 KUES S Foul On			
03:39				11 GAUCI K Personal foul
03:39				9 TESCH L Player IN <<----
03:39	Time out			
03:37				5 CRISPIN C Player OUT ---->>
03:34	6 KUES S 2-Pts paint made (2 In)	28-14	+14	
03:31	11 SCHRATZ N Assist			
03:13				9 TESCH L 2-Pts missed (2 out)
03:11				9 TESCH L Offensive Rebound
03:00				9 TESCH L 2-Pts missed (2 out)
02:57	10 SCHUNEMANN G Defensive Rebound			
02:44	10 SCHUNEMANN G Turnover			
02:44				12 CHAPLIN S Steal
02:29				8 MCKENZIE T 2-Pts missed (2 out)
02:27	9 SEIFERT N Defensive Rebound			
02:23	10 SCHUNEMANN G Offensive foul			
02:23	10 SCHUNEMANN G Turnover			
02:23				9 TESCH L Foul On
02:23				14 HILL K Player IN <<----
02:23				8 MCKENZIE T Player OUT ---->>
02:23	10 SCHUNEMANN G Player OUT ---->>			
02:23	12 BUTTERBRODT M Player IN <<----			
02:07				14 HILL K 2 Pts paint missed (2 Out)
02:04				10 BURZYNSKI C Offensive Rebound
01:58		28-16	+12	11 GAUCI K 2-Pts made (2 In)



## PLAY BY PLAY

文字比分播报

GER 30 vs 18 AUS

Attendance: 8201

Game Time	GER - Germany	Score	Lead	AUS - Australia
01:35	9 SEIFERT N 2-Pts paint made (2 In)	30-16	+14	
01:33	15 MOHNEN M Assist			
01:22		30-18	+12	14 HILL K 2-Pts made (2 In)
01:22				9 TESCH L Assist
00:56	Turnover			
00:56	14 KAHL A Player IN <<----			
00:56	15 MOHNEN M Player OUT ---->>			
00:43	14 KAHL A Personal foul			
00:43				9 TESCH L Foul On
00:43				9 TESCH L Free Throw missed (1 Out)
00:43				9 TESCH L Free Throw missed (1 Out)
00:43	Defensive Rebound			
00:43	Time out			
00:43	10 SCHUNEMANN G Player IN <<----			
00:43	12 BUTTERBRODT M Player OUT ---->>			
00:24				9 TESCH L Personal foul
00:24	10 SCHUNEMANN G Foul On			
00:07	14 KAHL A 2 Pts paint missed (2 Out)			
00:06	14 KAHL A Offensive Rebound			
00:06	14 KAHL A 2 Pts paint missed (2 Out)			
00:02				12 CHAPLIN S Blocked Shot
00:01				11 GAUCI K Defensive Rebound



## PLAY BY PLAY

文字比分播报

GER 64 vs 56 AUS

Attendance: 8201

Scoring by 5 min intervals:		Q1		Q2		Q3		Q4	
GER		10	18	24	30	34	39	49	64
AUS		4	8	14	18	26	34	42	56

### FIRST QUARTER

#### Quarter Starters:

**GER** 5 MEITNER B      6 KUES S      8 ZEYEN A      12 BUTTERBRODT M      15 MOHNEN M  
**AUS** 9 TESCH L      10 BURZYNSKI C      11 GAUCI K      12 CHAPLIN S      13 STEWART S

Game Time	GER - Germany	Score	Lead	AUS - Australia
10:00	5 MEITNER B Player IN <<----			
10:00	6 KUES S Player IN <<----			
10:00	8 ZEYEN A Player IN <<----			
10:00	12 BUTTERBRODT M Player IN <<----			
10:00	15 MOHNEN M Player IN <<----			
10:00				9 TESCH L Player IN <<----
10:00				10 BURZYNSKI C Player IN <<----
10:00				11 GAUCI K Player IN <<----
10:00				12 CHAPLIN S Player IN <<----
10:00				13 STEWART S Player IN <<----
10:00	12 BUTTERBRODT M Tap off won			9 TESCH L Tap off lost
09:50	5 MEITNER B 2-Pts paint made (2 In)	2-0	+2	
09:28		2-2	0	9 TESCH L 2-Pts made (2 In)
08:56	Turnover			
08:38				12 CHAPLIN S 2 Pts paint missed (2 Out)
08:37	15 MOHNEN M Defensive Rebound			
08:31				11 GAUCI K Steal
08:31	6 KUES S Turnover			
08:26				12 CHAPLIN S 2 Pts paint missed (2 Out)
08:24	12 BUTTERBRODT M Defensive Rebound			
08:08	8 ZEYEN A 2-Pts paint made (2 In)	4-2	+2	
08:07	15 MOHNEN M Assist			
07:45				9 TESCH L 2-Pts missed (2 out)
07:43	15 MOHNEN M Defensive Rebound			
07:32	6 KUES S 2 Pts paint missed (2 Out)			
07:31				9 TESCH L Defensive Rebound
07:09				9 TESCH L 2 Pts paint missed (2 Out)
07:07				9 TESCH L Offensive Rebound
07:03				13 STEWART S 2 Pts paint missed (2 Out)
07:02	12 BUTTERBRODT M Defensive Rebound			
06:53	5 MEITNER B 2-Pts paint made (2 In)	6-2	+4	
06:52	5 MEITNER B Fast Break			
06:33				12 CHAPLIN S 2 Pts paint missed (2 Out)
06:33	12 BUTTERBRODT M Defensive Rebound			



## PLAY BY PLAY

文字比分播报

GER 64 vs 56 AUS

Attendance: 8201

Game Time	GER - Germany	Score	Lead	AUS - Australia
06:33	12 BUTTERBRODT M Foul On			
06:33				12 CHAPLIN S Personal foul
06:33				5 CRISPIN C Player IN <<----
06:33				12 CHAPLIN S Player OUT ---->>
06:15	5 MEITNER B 2 Pts paint missed (2 Out)			
06:12	15 MOHNEN M Offensive Rebound			
06:12	15 MOHNEN M 2-Pts paint made (2 In)	8-2	+6	
05:43				11 GAUCI K 2-Pts missed (2 out)
05:41	15 MOHNEN M Defensive Rebound			
05:39	5 MEITNER B Personal foul			
05:39				11 GAUCI K Foul On
05:25	15 MOHNEN M 2-Pts made (2 In)	10-2	+8	
05:09		10-4	+6	5 CRISPIN C 2-Pts paint made (2 In)
04:59				10 BURZYNSKI C Personal foul
04:59	6 KUES S Foul On			
04:59				Time out
04:59				8 MCKENZIE T Player IN <<----
04:59				13 STEWART S Player OUT ---->>
04:48	6 KUES S 2 Pts paint missed (2 Out)			
04:45				8 MCKENZIE T Defensive Rebound
04:23				Turnover
04:08	12 BUTTERBRODT M 2-Pts paint made (2 In)	12-4	+8	
04:06	15 MOHNEN M Assist			
03:54	15 MOHNEN M Personal foul			
03:54				9 TESCH L Foul On
03:54				9 TESCH L Free Throw missed (1 Out)
03:54				9 TESCH L Free Throw missed (1 Out)
03:51	15 MOHNEN M Defensive Rebound			
03:27	12 BUTTERBRODT M 2-Pts missed (2 out)			
03:23				5 CRISPIN C Defensive Rebound
03:00		12-6	+6	5 CRISPIN C 2-Pts made (2 In)
02:47	8 ZEYEN A 2 Pts paint missed (2 Out)			
02:46				5 CRISPIN C Defensive Rebound
02:35				9 TESCH L 2-Pts missed (2 out)
02:32				8 MCKENZIE T Offensive Rebound
02:17				5 CRISPIN C 2-Pts missed (2 out)
02:15	12 BUTTERBRODT M Defensive Rebound			
02:01				5 CRISPIN C Personal foul
02:01	12 BUTTERBRODT M Foul On			
02:01				13 STEWART S Player IN <<----
02:01				8 MCKENZIE T Player OUT ---->>
01:54	15 MOHNEN M 2-Pts paint made (2 In)	14-6	+8	





## PLAY BY PLAY

文字比分播报

GER 64 vs 56 AUS

Attendance: 8201

Game Time	GER - Germany	Score	Lead	AUS - Australia
01:52	5 MEITNER B Assist			
01:35				5 CRISPIN C 2 Pts paint missed (2 Out)
01:33	12 BUTTERBRODT M Defensive Rebound			
01:26	8 ZEYEN A 2-Pts paint made (2 In)	16-6	+10	
01:26	8 ZEYEN A Foul On			
01:26				5 CRISPIN C Personal foul
01:25	8 ZEYEN A Free Throw missed (1 Out)			
01:21	Offensive Rebound			
01:21				12 CHAPLIN S Player IN <<----
01:21				5 CRISPIN C Player OUT ---->>
01:09	15 MOHNEN M 2-Pts missed (2 out)			
01:08				12 CHAPLIN S Defensive Rebound
00:45				13 STEWART S 2-Pts missed (2 out)
00:43	12 BUTTERBRODT M Defensive Rebound			
00:36				9 TESCH L Personal foul
00:36	5 MEITNER B Foul On			
00:36	5 MEITNER B Free Throw made (1 In)	17-6	+11	
00:36	5 MEITNER B Free Throw made (1 In)	18-6	+12	
00:22				13 STEWART S 2 Pts paint missed (2 Out)
00:19				Tap off situation, throw-in
00:01		18-8	+10	11 GAUCI K 2-Pts made (2 In)

## SECOND QUARTER

### Quarter Starters:

GER 5 MEITNER B      6 KUES S      8 ZEYEN A      12 BUTTERBRODT M      15 MOHNEN M  
AUS 12 CHAPLIN S      13 STEWART S      9 TESCH L      11 GAUCI K      10 BURZYNSKI C

Game Time	GER - Germany	Score	Lead	AUS - Australia
10:00	5 MEITNER B Player IN <<----			
10:00	6 KUES S Player IN <<----			
10:00	8 ZEYEN A Player IN <<----			
10:00	12 BUTTERBRODT M Player IN <<----			
10:00	15 MOHNEN M Player IN <<----			
10:00				12 CHAPLIN S Player IN <<----
10:00				13 STEWART S Player IN <<----
10:00				9 TESCH L Player IN <<----
10:00				11 GAUCI K Player IN <<----
10:00				10 BURZYNSKI C Player IN <<----
10:00	Tap off situation, throw-in			
09:49	5 MEITNER B Player OUT ---->>			
09:49				9 TESCH L Player OUT ---->>
09:49	5 MEITNER B Player IN <<----			
09:49				9 TESCH L Player IN <<----



## PLAY BY PLAY

文字比分播报

GER 64 vs 56 AUS

Attendance: 8201

Game Time	GER - Germany	Score	Lead	AUS - Australia
09:36	5 MEITNER B 2 Pts paint missed (2 Out)			
09:34				9 TESCH L Defensive Rebound
09:31				12 CHAPLIN S 2 Pts paint missed (2 Out)
09:28	12 BUTTERBRODT M Defensive Rebound			
09:08	15 MOHNEN M 2-Pts missed (2 out)			
09:06				9 TESCH L Defensive Rebound
08:57		18-10	+8	9 TESCH L 2-Pts paint made (2 In)
08:57	8 ZEYEN A Personal foul			
08:57				9 TESCH L Foul On
08:57				4 DOMASCHENZ M Player IN <<----
08:57				10 BURZYNSKI C Player OUT ---->>
08:57		18-11	+7	9 TESCH L Free Throw made (1 In)
08:42	12 BUTTERBRODT M 2-Pts missed (2 out)			
08:41				9 TESCH L Defensive Rebound
08:41				9 TESCH L Blocked Shot
08:19				Turnover
07:53	6 KUES S 2-Pts paint made (2 In)	20-11	+9	
07:34				13 STEWART S Foul On
07:34	12 BUTTERBRODT M Personal foul			
07:34				5 CRISPIN C Player IN <<----
07:34				9 TESCH L Player OUT ---->>
07:34				13 STEWART S Free Throw missed (1 Out)
07:34		20-12	+8	13 STEWART S Free Throw made (1 In)
07:34				10 BURZYNSKI C Player IN <<----
07:34				4 DOMASCHENZ M Player OUT ---->>
07:12	15 MOHNEN M 2-Pts made (2 In)	22-12	+10	
07:10	12 BUTTERBRODT M Assist			
06:51				13 STEWART S 2-Pts missed (2 out)
06:48	5 MEITNER B Defensive Rebound			
06:33	15 MOHNEN M 2-Pts missed (2 out)			
06:31				13 STEWART S Defensive Rebound
06:20	8 ZEYEN A Personal foul			
06:20				5 CRISPIN C Foul On
06:09		22-14	+8	11 GAUCI K 2-Pts paint made (2 In)
05:41	15 MOHNEN M 2-Pts made (2 In)	24-14	+10	
05:39	5 MEITNER B Assist			
05:25				Turnover
05:25	12 BUTTERBRODT M Player OUT ---->>			
05:25	10 SCHUNEMANN G Player IN <<----			
05:17				12 CHAPLIN S Personal foul
05:17	15 MOHNEN M Foul On			
05:08	5 MEITNER B 2 Pts paint missed (2 Out)			



## PLAY BY PLAY

文字比分播报

GER 64 vs 56 AUS

Attendance: 8201

Game Time	GER - Germany	Score	Lead	AUS - Australia
05:05				10 BURZYNSKI C Defensive Rebound
04:59	8 ZEYEN A Personal foul			
04:59				11 GAUCI K Foul On
04:59	9 SEIFERT N Player IN <<----			
04:59	11 SCHRATZ N Player IN <<----			
04:59	5 MEITNER B Player OUT ---->>			
04:59	8 ZEYEN A Player OUT ---->>			
04:59				8 MCKENZIE T Player IN <<----
04:59				13 STEWART S Player OUT ---->>
04:59				11 GAUCI K Free Throw missed (1 Out)
04:58				11 GAUCI K Free Throw missed (1 Out)
04:56	10 SCHUNEMANN G Defensive Rebound			
04:38	10 SCHUNEMANN G 2-Pts made (2 In)	26-14	+12	
04:17				8 MCKENZIE T 2 Pts paint missed (2 Out)
04:16	10 SCHUNEMANN G Defensive Rebound			
03:54	6 KUES S 2 Pts paint missed (2 Out)			
03:52	6 KUES S Offensive Rebound			
03:39	6 KUES S Foul On			
03:39				11 GAUCI K Personal foul
03:39				9 TESCH L Player IN <<----
03:39	Time out			
03:37				5 CRISPIN C Player OUT ---->>
03:34	6 KUES S 2-Pts paint made (2 In)	28-14	+14	
03:31	11 SCHRATZ N Assist			
03:13				9 TESCH L 2-Pts missed (2 out)
03:11				9 TESCH L Offensive Rebound
03:00				9 TESCH L 2-Pts missed (2 out)
02:57	10 SCHUNEMANN G Defensive Rebound			
02:44	10 SCHUNEMANN G Turnover			
02:44				12 CHAPLIN S Steal
02:29				8 MCKENZIE T 2-Pts missed (2 out)
02:27	9 SEIFERT N Defensive Rebound			
02:23	10 SCHUNEMANN G Offensive foul			
02:23	10 SCHUNEMANN G Turnover			
02:23				9 TESCH L Foul On
02:23				14 HILL K Player IN <<----
02:23				8 MCKENZIE T Player OUT ---->>
02:23	10 SCHUNEMANN G Player OUT ---->>			
02:23	12 BUTTERBRODT M Player IN <<----			
02:07				14 HILL K 2 Pts paint missed (2 Out)
02:04				10 BURZYNSKI C Offensive Rebound
01:58		28-16	+12	11 GAUCI K 2-Pts made (2 In)



## PLAY BY PLAY

文字比分播报

GER 64 vs 56 AUS

Attendance: 8201

Game Time	GER - Germany	Score	Lead	AUS - Australia
01:35	9 SEIFERT N 2-Pts paint made (2 In)	30-16	+14	
01:33	15 MOHNEN M Assist			
01:22		30-18	+12	14 HILL K 2-Pts made (2 In)
01:22				9 TESCH L Assist
00:56	Turnover			
00:56	14 KAHL A Player IN <<-----			
00:56	15 MOHNEN M Player OUT ----->>			
00:43	14 KAHL A Personal foul			
00:43				9 TESCH L Foul On
00:43				9 TESCH L Free Throw missed (1 Out)
00:43				9 TESCH L Free Throw missed (1 Out)
00:43	Defensive Rebound			
00:43	Time out			
00:43	10 SCHUNEMANN G Player IN <<-----			
00:43	12 BUTTERBRODT M Player OUT ----->>			
00:24				9 TESCH L Personal foul
00:24	10 SCHUNEMANN G Foul On			
00:07	14 KAHL A 2 Pts paint missed (2 Out)			
00:06	14 KAHL A Offensive Rebound			
00:06	14 KAHL A 2 Pts paint missed (2 Out)			
00:02				12 CHAPLIN S Blocked Shot
00:01				11 GAUCI K Defensive Rebound

## THIRD QUARTER

### Quarter Starters:

GER 12 BUTTERBRODT M    15 MOHNEN M    6 KUES S    8 ZEYEN A    5 MEITNER B  
AUS 5 CRISPIN C    9 TESCH L    11 GAUCI K    10 BURZYNSKI C    13 STEWART S

Game Time	GER - Germany	Score	Lead	AUS - Australia
10:00	12 BUTTERBRODT M Player IN <<-----			
10:00	15 MOHNEN M Player IN <<-----			
10:00	6 KUES S Player IN <<-----			
10:00	8 ZEYEN A Player IN <<-----			
10:00	5 MEITNER B Player IN <<-----			
10:00				5 CRISPIN C Player IN <<-----
10:00				9 TESCH L Player IN <<-----
10:00				11 GAUCI K Player IN <<-----
10:00				10 BURZYNSKI C Player IN <<-----
10:00				13 STEWART S Player IN <<-----
10:00				Tap off situation, throw-in
09:40		30-20	+10	11 GAUCI K 2-Pts paint made (2 In)
09:13	8 ZEYEN A Turnover			
09:13				13 STEWART S Steal



## PLAY BY PLAY

文字比分播报

GER 64 vs 56 AUS

Attendance: 8201

Game Time	GER - Germany	Score	Lead	AUS - Australia
09:06				11 GAUCI K Fast Break
09:04		30-22	+8	11 GAUCI K 2-Pts paint made (2 In)
08:50	5 MEITNER B Turnover			
08:47	5 MEITNER B Personal foul			
08:47				13 STEWART S Foul On
08:32		30-24	+6	11 GAUCI K 2-Pts paint made (2 In)
08:12	6 KUES S 2 Pts paint missed (2 Out)			
08:08				5 CRISPIN C Defensive Rebound
08:02				9 TESCH L Offensive foul
08:02				9 TESCH L Turnover
08:02	15 MOHNEN M Foul On			
08:02	11 SCHRATZ N Player IN <<----			
08:02	5 MEITNER B Player OUT ---->>			
07:52	6 KUES S Turnover			
07:52				6 KEAN B Player IN <<----
07:52				9 TESCH L Player OUT ---->>
07:34				5 CRISPIN C 2-Pts missed (2 out)
07:32	12 BUTTERBRODT M Defensive Rebound			
07:23				6 KEAN B Personal foul
07:23	12 BUTTERBRODT M Foul On			
07:17	15 MOHNEN M 2-Pts made (2 In)	32-24	+8	
07:13	8 ZEYEN A Assist			
07:02				11 GAUCI K Foul On
07:02	15 MOHNEN M Personal foul			
07:02	9 SEIFERT N Player IN <<----			
07:02	7 MULLER EA Player IN <<----			
07:02	11 SCHRATZ N Player OUT ---->>			
07:02	6 KUES S Player OUT ---->>			
07:02				11 GAUCI K Free Throw missed (1 Out)
07:02				11 GAUCI K Free Throw missed (1 Out)
07:02	Defensive Rebound			
06:42	12 BUTTERBRODT M 2 Pts paint missed (2 Out)			
06:40				11 GAUCI K Defensive Rebound
06:35				13 STEWART S Offensive foul
06:35				13 STEWART S Turnover
06:35	15 MOHNEN M Foul On			
06:11	8 ZEYEN A 2-Pts paint made (2 In)	34-24	+10	
06:09	15 MOHNEN M Assist			
05:55		34-26	+8	11 GAUCI K 2-Pts paint made (2 In)
05:31	15 MOHNEN M 2-Pts missed (2 out)			
05:29				10 BURZYNSKI C Defensive Rebound
05:17	7 MULLER EA Defensive Rebound			



## PLAY BY PLAY

文字比分播报

GER 64 vs 56 AUS

Attendance: 8201

Game Time	GER - Germany	Score	Lead	AUS - Australia
05:14				6 KEAN B 2-Pts missed (2 out)
04:57	8 ZEYEN A Turnover			
04:57	10 SCHUNEMANN G Player IN <<----			
04:57	12 BUTTERBRODT M Player OUT ---->>			
04:43				5 CRISPIN C 2 Pts paint missed (2 Out)
04:41	15 MOHNEN M Defensive Rebound			
04:31				11 GAUCI K Personal foul
04:31	15 MOHNEN M Foul On			
04:31				9 TESCH L Player IN <<----
04:31				6 KEAN B Player OUT ---->>
04:24	10 SCHUNEMANN G 2-Pts made (2 In)	36-26	+10	
04:08		36-28	+8	9 TESCH L 2-Pts paint made (2 In)
04:06				5 CRISPIN C Assist
03:39	8 ZEYEN A 2 Pts paint missed (2 Out)			
03:36	8 ZEYEN A Offensive Rebound			
03:35	7 MULLER EA 2-Pts missed (2 out)			
03:33				9 TESCH L Defensive Rebound
03:25	7 MULLER EA Personal foul			
03:25				11 GAUCI K Foul On
03:25		36-29	+7	11 GAUCI K Free Throw made (1 In)
03:25				11 GAUCI K Free Throw missed (1 Out)
03:20				9 TESCH L Offensive Rebound
03:13		36-31	+5	5 CRISPIN C 2-Pts paint made (2 In)
03:13	10 SCHUNEMANN G Personal foul			
03:13				5 CRISPIN C Foul On
03:13		36-32	+4	5 CRISPIN C Free Throw made (1 In)
03:06	10 SCHUNEMANN G Turnover			
03:06				5 CRISPIN C Steal
02:50		36-34	+2	5 CRISPIN C 2-Pts made (2 In)
02:49				9 TESCH L Assist
02:33	9 SEIFERT N Turnover			
02:33				9 TESCH L Steal
02:15				9 TESCH L 2-Pts missed (2 out)
02:13	10 SCHUNEMANN G Defensive Rebound			
01:51	Turnover			
01:51	12 BUTTERBRODT M Player IN <<----			
01:51	10 SCHUNEMANN G Player OUT ---->>			
01:51				12 CHAPLIN S Player IN <<----
01:51				9 TESCH L Player OUT ---->>
01:43				10 BURZYNSKI C Turnover
01:23	8 ZEYEN A 2-Pts missed (2 out)			
01:21				10 BURZYNSKI C Defensive Rebound



## PLAY BY PLAY

文字比分播报

GER 64 vs 56 AUS

Attendance: 8201

Game Time	GER - Germany	Score	Lead	AUS - Australia
01:04	9 SEIFERT N Personal foul			
01:04				11 GAUCI K Foul On
01:04				11 GAUCI K Free Throw missed (1 Out)
01:04				11 GAUCI K Free Throw missed (1 Out)
01:04				11 GAUCI K Offensive Rebound
01:04				11 GAUCI K 2 Pts paint missed (2 Out)
01:01	Defensive Rebound			
00:52	12 BUTTERBRODT M Foul On			
00:52				13 STEWART S Personal foul
00:52	12 BUTTERBRODT M Free Throw made (1 In)	37-34	+3	
00:52	12 BUTTERBRODT M Free Throw missed (1 Out)			
00:44	7 MULLER EA Offensive Rebound			
00:40	9 SEIFERT N 2-Pts paint made (2 In)	39-34	+5	
00:38	15 MOHNEN M Assist			
00:29	12 BUTTERBRODT M Personal foul			
00:29				13 STEWART S Foul On
00:29				13 STEWART S Free Throw missed (1 Out)
00:29				13 STEWART S Free Throw missed (1 Out)
00:26	12 BUTTERBRODT M Defensive Rebound			
00:02	15 MOHNEN M 2-Pts missed (2 out)			
00:01				5 CRISPIN C Defensive Rebound
00:01				11 GAUCI K Offensive foul
00:01				11 GAUCI K Turnover
00:01	8 ZEYEN A Foul On			

## FOURTH QUARTER

### Quarter Starters:

GER

AUS

Game Time	GER - Germany	Score	Lead	AUS - Australia
10:00	7 MULLER EA Player IN <<----			
10:00	8 ZEYEN A Player IN <<----			
10:00	9 SEIFERT N Player IN <<----			
10:00	12 BUTTERBRODT M Player IN <<-----			
10:00	15 MOHNEN M Player IN <<----			
10:00				11 GAUCI K Player IN <<----
10:00				10 BURZYNSKI C Player IN <<----
10:00				8 MCKENZIE T Player IN <<----
10:00				8 MCKENZIE T Player OUT ---->>
10:00				5 CRISPIN C Player IN <<----
10:00				9 TESCH L Player IN <<----
10:00				13 STEWART S Player IN <<----



## PLAY BY PLAY

文字比分播报

GER 64 vs 56 AUS

Attendance: 8201

Game Time	GER - Germany	Score	Lead	AUS - Australia
00:00	Tap off situation, throw-in			
09:47	9 SEIFERT N Turnover			
09:33				13 STEWART S 2 Pts paint missed (2 Out)
09:32	8 ZEYEN A Defensive Rebound			
09:21	12 BUTTERBRODT M Foul On			
09:21				13 STEWART S Personal foul
09:13	12 BUTTERBRODT M 2-Pts paint made (2 In)	41-34	+7	
08:59		41-36	+5	5 CRISPIN C 2-Pts paint made (2 In)
08:58				11 GAUCI K Assist
08:28	15 MOHNEN M 2-Pts paint made (2 In)	43-36	+7	
08:03				11 GAUCI K 2-Pts missed (2 out)
08:01				5 CRISPIN C Offensive Rebound
08:01				5 CRISPIN C 2 Pts paint missed (2 Out)
07:59	12 BUTTERBRODT M Defensive Rebound			
07:50	15 MOHNEN M 2-Pts paint made (2 In)	45-36	+9	
07:50	15 MOHNEN M Foul On			
07:50				9 TESCH L Personal foul
07:50				Time out
07:50				12 CHAPLIN S Player IN <<----
07:50				9 TESCH L Player OUT ---->>
07:50	15 MOHNEN M Free Throw missed (1 Out)			
07:47				13 STEWART S Defensive Rebound
07:44	7 MULLER EA Personal foul			
07:30		45-38	+7	10 BURZYNSKI C 2-Pts paint made (2 In)
07:27				11 GAUCI K Assist
07:10	8 ZEYEN A 2 Pts paint missed (2 Out)			
07:10				13 STEWART S Blocked Shot
07:10	Offensive Rebound			
07:01	12 BUTTERBRODT M 2-Pts paint made (2 In)	47-38	+9	
06:51	12 BUTTERBRODT M Personal foul			
06:51				5 CRISPIN C Foul On
06:41				11 GAUCI K 3-Pts missed (3 Out)
06:39	12 BUTTERBRODT M Defensive Rebound			
06:34	12 BUTTERBRODT M 2-Pts paint made (2 In)	49-38	+11	
06:34	12 BUTTERBRODT M Foul On			
06:34				13 STEWART S Personal foul
06:34				13 STEWART S Player OUT ---->>
06:34				8 MCKENZIE T Player IN <<----
06:33	12 BUTTERBRODT M Free Throw missed (1 Out)			
06:29	15 MOHNEN M Offensive Rebound			
06:24	9 SEIFERT N Turnover			
06:13		49-40	+9	5 CRISPIN C 2-Pts paint made (2 In)





## PLAY BY PLAY

文字比分播报

GER 64 vs 56 AUS

Attendance: 8201

Game Time	GER - Germany	Score	Lead	AUS - Australia
06:01	7 MULLER EA Offensive foul			
06:01	7 MULLER EA Turnover			
06:01				11 GAUCI K Foul On
05:45				5 CRISPIN C 2-Pts missed (2 out)
05:43				12 CHAPLIN S Offensive Rebound
05:43		49-42	+7	12 CHAPLIN S 2-Pts paint made (2 In)
05:30	8 ZEYEN A Offensive foul			
05:30	8 ZEYEN A Turnover			
05:30				12 CHAPLIN S Foul On
05:27				8 MCKENZIE T Offensive foul
05:27				8 MCKENZIE T Turnover
05:27	7 MULLER EA Foul On			
05:14	15 MOHNEN M 2-Pts missed (2 out)			
05:08				8 MCKENZIE T Defensive Rebound
04:57				5 CRISPIN C Turnover
04:57				Time out
04:57				14 HILL K Player IN <<----
04:57				4 DOMASCHENZ M Player IN <<----
04:51				11 GAUCI K Personal foul
04:51	12 BUTTERBRODT M Foul On			
04:51				4 DOMASCHENZ M Player OUT ---->>
04:51				8 MCKENZIE T Player OUT ---->>
04:51	12 BUTTERBRODT M Free Throw missed (1 Out)			
04:51	12 BUTTERBRODT M Free Throw made (1 In)	50-42	+8	
04:36		50-44	+6	5 CRISPIN C 2-Pts paint made (2 In)
04:23	8 ZEYEN A 2 Pts paint missed (2 Out)			
04:20				11 GAUCI K Defensive Rebound
04:14		50-46	+4	5 CRISPIN C 2-Pts paint made (2 In)
03:59	12 BUTTERBRODT M Foul On			
03:59				12 CHAPLIN S Personal foul
03:59	12 BUTTERBRODT M Free Throw missed (1 Out)			
03:59	12 BUTTERBRODT M Free Throw made (1 In)	51-46	+5	
03:59				9 TESCH L Player IN <<----
03:59				13 STEWART S Player IN <<----
03:59				12 CHAPLIN S Player OUT ---->>
03:59				14 HILL K Player OUT ---->>
03:43	15 MOHNEN M Personal foul			
03:43				5 CRISPIN C Foul On
03:43				5 CRISPIN C Free Throw missed (1 Out)
03:43	9 SEIFERT N Player OUT ---->>			
03:43	11 SCHRATZ N Player IN <<----			
03:43	7 MULLER EA Player OUT ---->>			



## PLAY BY PLAY

文字比分播报

GER 64 vs 56 AUS

Attendance: 8201

Game Time	GER - Germany	Score	Lead	AUS - Australia
03:43	6 KUES S Player IN <<----			
03:43				5 CRISPIN C Free Throw missed (1 Out)
03:39	12 BUTTERBRODT M Defensive Rebound			
03:29	12 BUTTERBRODT M 2-Pts paint made (2 In)	53-46	+7	
03:27	8 ZEYEN A Assist			
03:25	12 BUTTERBRODT M Fast Break			
03:20	12 BUTTERBRODT M Personal foul			
03:20				5 CRISPIN C Foul On
03:20				14 HILL K Player IN <<----
03:20				13 STEWART S Player OUT ---->>
03:20		53-47	+6	5 CRISPIN C Free Throw made (1 In)
03:20		53-48	+5	5 CRISPIN C Free Throw made (1 In)
02:56	11 SCHRATZ N 2 Pts paint missed (2 Out)			
02:54				9 TESCH L Defensive Rebound
02:44		53-50	+3	11 GAUCI K 2-Pts paint made (2 In)
02:44				11 GAUCI K Foul On
02:44	15 MOHNEN M Personal foul			
02:44				11 GAUCI K Free Throw missed (1 Out)
02:41	11 SCHRATZ N Defensive Rebound			
02:35				11 GAUCI K Personal foul
02:35	8 ZEYEN A Foul On			
02:35				11 GAUCI K Player OUT ---->>
02:35				12 CHAPLIN S Player IN <<----
02:35				7 HALL M Player IN <<----
02:35				9 TESCH L Player OUT ---->>
02:35	8 ZEYEN A Free Throw missed (1 Out)			
02:35	8 ZEYEN A Free Throw missed (1 Out)			
02:31	15 MOHNEN M Offensive Rebound			
02:31	15 MOHNEN M 2-Pts paint made (2 In)	55-50	+5	
02:11		55-52	+3	7 HALL M 2-Pts made (2 In)
02:10	Time out			
02:10				9 TESCH L Player IN <<----
02:10				4 DOMASCHENZ M Player IN <<----
02:10				7 HALL M Player OUT ---->>
02:10				14 HILL K Player OUT ---->>
01:59				12 CHAPLIN S Personal foul
01:59	15 MOHNEN M Foul On			
01:59	15 MOHNEN M Free Throw missed (1 Out)			
01:59	15 MOHNEN M Free Throw made (1 In)	56-52	+4	
01:52		56-54	+2	5 CRISPIN C 2-Pts paint made (2 In)
01:52	Time out			
01:52				5 CRISPIN C Personal foul



## PLAY BY PLAY

文字比分播报

GER 64 vs 56 AUS

Attendance: 8201

Game Time	GER - Germany	Score	Lead	AUS - Australia
01:52	12 BUTTERBRODT M Foul On			
01:52	12 BUTTERBRODT M Free Throw made (1 In)	57-54	+3	
01:52	12 BUTTERBRODT M Free Throw missed (1 Out)			
01:38				12 CHAPLIN S Defensive Rebound
01:36	11 SCHRATZ N Steal			
01:36				5 CRISPIN C Turnover
01:16	15 MOHNEN M 2-Pts missed (2 out)			
01:14	8 ZEYEN A Offensive Rebound			
01:07				5 CRISPIN C Personal foul
01:07	12 BUTTERBRODT M Foul On			
01:07	12 BUTTERBRODT M Free Throw missed (1 Out)			
01:07	12 BUTTERBRODT M Free Throw made (1 In)	58-54	+4	
00:53		58-56	+2	5 CRISPIN C 2-Pts paint made (2 In)
00:40	15 MOHNEN M 2-Pts paint made (2 In)	60-56	+4	
00:40				Time out
00:32				5 CRISPIN C 3-Pts missed (3 Out)
00:30	15 MOHNEN M Defensive Rebound			
00:30	15 MOHNEN M Foul On			
00:30				4 DOMASCHENZ M Personal foul
00:30	15 MOHNEN M Free Throw made (1 In)	61-56	+5	
00:29	15 MOHNEN M Free Throw missed (1 Out)			
00:27				9 TESCH L Defensive Rebound
00:19				5 CRISPIN C 3-Pts missed (3 Out)
00:17	15 MOHNEN M Defensive Rebound			
00:16				10 BURZYNSKI C Personal foul
00:16	12 BUTTERBRODT M Foul On			
00:16	12 BUTTERBRODT M Free Throw made (1 In)	62-56	+6	
00:15	12 BUTTERBRODT M Free Throw missed (1 Out)			
00:12	15 MOHNEN M Offensive Rebound			
00:06	8 ZEYEN A 2-Pts paint made (2 In)	64-56	+8	
00:06	15 MOHNEN M Assist			
00:00				9 TESCH L 3-Pts missed (3 Out)



## RESULTS

比赛成绩

### GER 30 vs 18 AUS

Attendance: 8201

Referee: PAVLOPOULOS Adrianos (GRE)

Commissioner: de KNOCK Luc D H M (BEL)

Umpires: URUNUELA Juan Manuel (ESP); GIORDANO Sergio (CAN)

Classifier: MACKAY Kenneth (GBR)

Q1 Q2

Scoring by 5 min intervals:	GER	10	18	24	30
	AUS	4	8	14	18

#### GER - GERMANY

No.	Name	Sport Class	MIN	Field Goals		2 Points		3 Points		Free Throws		Rebounds			AS	TO	ST	BS	PF	FO	PTS
				M/A	%	M/A	%	M/A	%	M/A	%	OR	DR	TOT							
*5	MEITNER Birgit	2.5	15:01	2/5	40	2/5	40			2/2	100		1	1	2				1	1	6
*6	KUES Simone	1.0	20:00	2/5	40	2/5	40					1		1		1				2	4
*8	ZEYEN Annika	1.5	15:01	2/3	67	2/3	67			0/1	0							3	1	4	
*12	BUTTERBRODT Maren	4.5	16:15	1/3	33	1/3	33						7	7	1				1	2	2
*15	MOHNEN Marina	4.5	19:04	5/8	63	5/8	63					1	4	5	3				1	1	10
4	KAUTZ Britta	1.0	00:00																		0
7	MULLER Edina Anita	2.0	00:00																		0
9	SEIFERT Nicole	1.5	04:59	1/1	100	1/1	100						1	1							2
10	SCHUNEMANN Gesche	4.5	03:45	1/1	100	1/1	100						3	3		2			1	1	2
11	SCHRATZ Nora	2.5	04:59												1						0
13	BEHRENS Alke	1.0	00:00																		0
14	KAHL Annette (C)	4.5	00:56	0/2	0	0/2	0					1		1					1		0
Team/Coach																					
<b>Totals</b>			14/28	50	14/28	50				2/3	67	4	17	21	7	5			8	8	30
Coach		GLINICKI Holger Ingo																			
Assistant Coach		RICHARZ Peter																			

#### AUS - AUSTRALIA

No.	Name	Sport Class	MIN	Field Goals		2 Points		3 Points		Free Throws		Rebounds			AS	TO	ST	BS	PF	FO	PTS
				M/A	%	M/A	%	M/A	%	M/A	%	OR	DR	TOT							
*9	TESCH Liesl (C)	4.0	16:05	2/7	29	2/7	29			1/5	20	2	4	6	1			1	2	4	5
*10	BURZYNSKI Clare	1.0	18:37									1	1	2					1		0
*11	GAUCI Kylie	2.0	20:00	3/4	75	3/4	75			0/2	0		1	1		1			1	2	6
*12	CHAPLIN Shelley	3.5	14:48	0/4	0	0/4	0						1	1		1	1		2		0
*13	STEWART Sarah	3.0	12:03	0/4	0	0/4	0			1/2	50		1	1						1	1
4	DOMASCHENZ Melanie	1.0	01:23																		0
5	CRISPIN Cobi	4.0	09:09	2/4	50	2/4	50						2	2					2	1	4
6	KEAN Bridie	4.0	00:00																		0
7	HALL Melanie	2.5	00:00																		0
8	McKENZIE Tina	3.0	05:34	0/2	0	0/2	0					1	1	2							0
14	HILL Katie	3.0	02:23	1/2	50	1/2	50														2
15	O'KELLY-KENNEDY Kathleen	4.0	00:00																		0
Team/Coach																					
<b>Totals</b>			8/27	30	8/27	30				2/9	22	4	11	15	1	3	2	2	8	8	18
Coach		HEWSON Gerry																			
Assistant Coach		HEWISH Mark																			

	GER	AUS
Points from Turnovers	4	0
Points in the Paint	20	6
Second Chance Points	2	2
Fast Break Points	0	0

	GER	AUS
Biggest Lead	14	0
Biggest Scoring Run	8-0(10-2)	5-0(18-11)
Lead Changes	1	
Times Tied	1	

#### Legend:

%	Shooting Percentage	(C)	Captain	*	Starters	AS	Assists
BS	Blocked Shots	DR	Defensive Rebounds	FO	Fouls On	M/A	Made/Attempts
MIN	Minutes Played	OR	Offensive Rebounds	PF	Fouls	PTS	Points
Qx	Quarter Time	ST	Steals	TO	Turnovers	TOT	Total Rebounds



## RESULTS

比赛成绩

### GER 64 vs 56 AUS

Attendance: 8201

Referee: PAVLOPOULOS Adrianos (GRE)

Commissioner: de KNOCK Luc D H M (BEL)

Umpires: URUNUELA Juan Manuel (ESP); GIORDANO Sergio (CAN)

Classifier: MACKAY Kenneth (GBR)

		Q1		Q2		Q3		Q4	
Scoring by 5 min intervals:	GER	10	18	24	30	34	39	49	64
	AUS	4	8	14	18	26	34	42	56

#### GER - GERMANY

No.	Name	Sport Class	MIN	Field Goals		2 Points		3 Points		Free Throws		Rebounds			AS	TO	ST	BS	PF	FO	PTS
				M/A	%	M/A	%	M/A	%	M/A	%	OR	DR	TOT							
*5	MEITNER Birgit	2.5	16:59	2/5	40	2/5	40			2/2	100		1	1	2	1			2	1	6
*6	KUES Simone	1.0	26:41	2/6	33	2/6	33					1		1		2				2	4
*8	ZEYEN Annika	1.5	35:01	4/9	44	4/9	44			0/3	0	2	1	3	2	3			4	3	8
*12	BUTTERBRODT Maren	4.5	33:09	5/8	63	5/8	63			6/13	46		12	12	1				4	11	16
*15	MOHNEN Marina	4.5	39:04	10/17	59	10/17	59			2/5	40	4	7	11	6				4	7	22
4	KAUTZ Britta	1.0	00:00																		0
7	MULLER Edina Anita	2.0	13:19	0/1	0	0/1	0					1	1	2		1			3	1	0
9	SEIFERT Nicole	1.5	18:18	2/2	100	2/2	100						1	1		3			1		4
10	SCHUNEMANN Gesche	4.5	06:51	2/2	100	2/2	100						4	4		3			2	1	4
11	SCHRATZ Nora	2.5	09:42	0/1	0	0/1	0						1	1	1		1				0
13	BEHRENS Alke	1.0	00:00																		0
14	KAHL Annette (C)	4.5	00:56	0/2	0	0/2	0					1		1					1		0
Team/Coach																					
<b>Totals</b>			27/53	51	27/53	51				10/23	43	11	31	42	12	16	1		21	26	64
Coach		GLINICKI Holger Ingo																			
Assistant Coach		RICHARZ Peter																			

#### AUS - AUSTRALIA

No.	Name	Sport Class	MIN	Field Goals		2 Points		3 Points		Free Throws		Rebounds			AS	TO	ST	BS	PF	FO	PTS
				M/A	%	M/A	%	M/A	%	M/A	%	OR	DR	TOT							
*9	TESCH Liesl (C)	4.0	26:37	3/10	30	3/9	33	0/1	0	1/5	20	3	7	10	2	1	1	1	4	4	7
*10	BURZYNSKI Clare	1.0	38:37	1/1	100	1/1	100					1	3	4		1			2		2
*11	GAUCI Kylie	2.0	37:25	8/12	67	8/11	73	0/1	0	1/9	11	1	3	4	2	1	1		5	7	17
*12	CHAPLIN Shelley	3.5	23:05	1/5	20	1/5	20					1	2	3			1	1	4	1	2
*13	STEWART Sarah	3.0	26:08	0/5	0	0/5	0			1/4	25		2	2		1	1	1	4	3	1
4	DOMASCHENZ Melanie	1.0	03:39																1		0
5	CRISPIN Cobi	4.0	29:09	10/18	56	10/16	63	0/2	0	3/5	60	1	4	5	1	2	1		4	5	23
6	KEAN Bridie	4.0	03:21	0/1	0	0/1	0												1		0
7	HALL Melanie	2.5	00:25	1/1	100	1/1	100														2
8	MCKENZIE Tina	3.0	07:17	0/2	0	0/2	0					1	2	3		1			1		0
14	HILL Katie	3.0	04:31	1/2	50	1/2	50														2
15	O'KELLY-KENNEDY Kathleen	4.0	00:00																		0
Team/Coach																					
<b>Totals</b>			25/57	44	25/53	47	0/4	0	6/23	26	8	23	31	5	10	5	3	26	20	56	
Coach		HEWSON Gerry																			
Assistant Coach		HEWISH Mark																			

	GER	AUS
Points from Turnovers	7	8
Points in the Paint	42	36
Second Chance Points	11	6
Fast Break Points	0	2

	GER	AUS
Biggest Lead	14	0
Biggest Scoring Run	8-0(10-2)	8-0(30-24)
Lead Changes	1	
Times Tied	1	

#### Legend:

%	Shooting Percentage	(C)	Captain	*	Starters	AS	Assists
BS	Blocked Shots	DR	Defensive Rebounds	FO	Fouls On	M/A	Made/Attempts
MIN	Minutes Played	OR	Offensive Rebounds	OTx	Overtime	PF	Fouls
PTS	Points	Qx	Quarter Time	ST	Steals	TO	Turnovers
TOT	Total Rebounds						



## START LIST

首发名单

### BRA - USA

**Referee:** RADOMSKY Ziv (ISR)  
**Umpires:** CALIGIURI Gabriele (AUS); OTTO Jorg-Ulrich (GER)

**Commissioner:** LOVE Greg (AUS)  
**Classifier:** LACHANCE Anne (CAN)

#### BRA - Brazil

No.	Name	Pos	Age	Sport Class	Current Games Statistics						
					PPG	FG%	3FG%	FT%	RPG	APG	MPG (GP)
4	REIS Cleonete	F	31	2.0	2.0	25		0	8.7		39:04 (3)
5	COSTA Debora	G	19	4.0	0.0						02:29 (1)
6	MAFRA Naildes	F	30	2.0	5.3	35		0	2.0	0.7	37:22 (3)
7	FARIAS Andreia Cristina	F	22	1.0	0.3	0		50	3.0		39:09 (3)
8	SILVA RAMOS Rosalia	F	38	2.0	0.0	0			0.7		03:27 (3)
9	MARTINS Lia Soares	C	21	4.5	8.7	35		50	6.0	0.3	29:00 (3)
10	SANTOS Monica Andrade	C	29	4.5	3.7	50		50	3.0		10:09 (3)
11	MORAES Jucilene	G	29	4.0	10.3	17	0	47	6.3	5.3	39:53 (3)
12	PANTOJA Ozineide	C	36	2.5	0.0						02:48 (1)
13	GOMES Elizabeth	F	43	1.0	0.0						00:03 (1)
14	FERRAO Helena	F	31	4.0	0.0						00:00 (0)
15	ALMEIDA Vileide	C	16	4.5	0.0						00:00 (0)
Team			28.8		30.3	26	0	38	29.7	6.3	
<b>Coach</b>		CORREA Wilson									
<b>Assistant Coach</b>		LEMOS Mauricio									

BRA Played		
PR	GER	32-62
PR	AUS	30-66
PR	GBR	29-61

#### USA - United States of America

No.	Name	Pos	Age	Sport Class	Current Games Statistics						
					PPG	FG%	3FG%	FT%	RPG	APG	MPG (GP)
4	MURRAY Becca	G	18	2.5	2.7	50		50	1.0	2.0	13:20 (3)
5	CISNEROS Patty (C)	G	30	2.0	3.3	29		0	3.7	1.0	28:47 (3)
6	HOSKINS Emily	G	25	1.0	1.0	50		50	0.7		13:06 (3)
7	RUDELLE Jen	G	30	4.5	9.3	30	0	67	6.0	0.7	20:49 (3)
8	SCHNEIDER Natalie	F	25	4.5	9.0	50		50	4.0		20:00 (1)
9	NICHOLS Alana	G	25	2.5	4.3	43		25	1.0		12:34 (3)
10	WHEELER Stephanie	G	27	2.0	7.3	45		33	4.0	1.3	27:31 (3)
11	CASTLE Sarah	G	24	2.5	5.0	50		0	3.0		23:27 (2)
12	RIPP Christina	G	28	2.5	7.3	33	0	62	4.0	3.7	22:08 (3)
13	GONZALES Loraine	F	30	4.0	6.3	53		50	4.7	1.0	16:17 (3)
14	MILFORD Mary Allison	G	22	1.0	2.0	33			2.0	1.0	20:42 (1)
15	HOFFMAN Carlee	F	22	4.0	4.3	29	0	60	2.3	0.3	16:13 (3)
Team			25.5		53.0	39	0	51	31.3	10.3	
<b>Coach</b>		LYKINS Ronald									
<b>Assistant Coach</b>		SIKORA John					TAYLOR Robert				

USA Played		
PR	GER	42-38
PR	AUS	61-42
PR	GBR	56-31

**Legend:**

3FG%	3 Field Goals %	APG	Assists per Game	C	Centre	F	Forward
FG%	Field Goals %	FT%	Free Throws %	G	Guard	GP	Games Played
MPG	Minutes Played per Game	Pos	Playing Position	PPG	Points per Game	PR	Preliminary Round
RPG	Rebounds per Game						



## PLAY BY PLAY

文字比分播报

**BRA 19 vs 38 USA**

**Attendance: 7684**

		Q1		Q2	
Scoring by 5 min intervals:	BRA	4	6	10	19
	USA	13	20	27	38

### FIRST QUARTER

#### Quarter Starters:

**BRA** 4 REIS C                      6 MAFRA N                      7 FARIAS AC                      10 SANTOS MA                      11 MORAES J  
**USA** 5 CISNEROS P                      6 HOSKINS E                      7 RUDELL J                      10 WHEELER S                      13 GONZALES L

Game Time	BRA - Brazil	Score	Lead	USA - United States
10:00	4 REIS C Player IN <<----			
10:00	6 MAFRA N Player IN <<----			
10:00	7 FARIAS AC Player IN <<----			
10:00	10 SANTOS MA Player IN <<----			
10:00	11 MORAES J Player IN <<----			
10:00				5 CISNEROS P Player IN <<----
10:00				6 HOSKINS E Player IN <<----
10:00				7 RUDELL J Player IN <<----
10:00				10 WHEELER S Player IN <<----
10:00				13 GONZALES L Player IN <<----
10:00	4 REIS C Tap off lost			13 GONZALES L Tap off won
09:49		0-2	-2	7 RUDELL J 2-Pts paint made (2 In)
09:47				5 CISNEROS P Assist
09:38	11 MORAES J Turnover			
09:25	6 MAFRA N Personal foul			
09:25				13 GONZALES L Foul On
09:25				13 GONZALES L Free Throw missed (1 Out)
09:25		0-3	-3	13 GONZALES L Free Throw made (1 In)
08:59	4 REIS C 2 Pts paint missed (2 Out)			
08:57				13 GONZALES L Defensive Rebound
08:46		0-5	-5	10 WHEELER S 2-Pts paint made (2 In)
08:46				5 CISNEROS P Assist
08:46	Time out			
08:34	7 FARIAS AC Turnover			
08:34				7 RUDELL J Steal
08:24		0-7	-7	7 RUDELL J 2-Pts paint made (2 In)
08:23				5 CISNEROS P Assist
08:07	4 REIS C 2-Pts paint made (2 In)	2-7	-5	
07:54	6 MAFRA N Personal foul			
07:54				7 RUDELL J Foul On
07:54		2-8	-6	7 RUDELL J Free Throw made (1 In)
07:54		2-9	-7	7 RUDELL J Free Throw made (1 In)
07:45	10 SANTOS MA Turnover			
07:45				13 GONZALES L Steal



## PLAY BY PLAY

文字比分播报

**BRA 19 vs 38 USA**

**Attendance: 7684**

Game Time	BRA - Brazil	Score	Lead	USA - United States
07:41		2-11	-9	7 RUDDLELL J 2-Pts paint made (2 In)
07:41				13 GONZALES L Assist
07:41	10 SANTOS MA Player OUT ---->>			
07:41	9 MARTINS LS Player IN <<----			
07:26	4 REIS C Offensive foul			
07:26	4 REIS C Turnover			
07:26				7 RUDDLELL J Foul On
07:26				7 RUDDLELL J Steal
07:07				13 GONZALES L 2-Pts missed (2 out)
07:05	11 MORAES J Defensive Rebound			
06:52	4 REIS C Turnover			
06:52				13 GONZALES L Steal
06:45		2-13	-11	5 CISNEROS P 2-Pts paint made (2 In)
06:44				10 WHEELER S Assist
06:35				10 WHEELER S Personal foul
06:35	9 MARTINS LS Foul On			
06:34	6 MAFRA N Player OUT ---->>			
06:34	8 SILVA RAMOS R Player IN <<----			
06:11	9 MARTINS LS 2-Pts paint made (2 In)	4-13	-9	
05:51				13 GONZALES L 2 Pts paint missed (2 Out)
05:42	9 MARTINS LS Defensive Rebound			
05:40	9 MARTINS LS 2 Pts paint missed (2 Out)			
05:39				5 CISNEROS P Defensive Rebound
05:31				7 RUDDLELL J 2 Pts paint missed (2 Out)
05:30				13 GONZALES L Offensive Rebound
05:30				13 GONZALES L 2 Pts paint missed (2 Out)
05:28				13 GONZALES L Offensive Rebound
05:28				13 GONZALES L 2 Pts paint missed (2 Out)
05:24	9 MARTINS LS Defensive Rebound			
05:14				5 CISNEROS P Personal foul
05:14	9 MARTINS LS Foul On			
04:49	9 MARTINS LS 2-Pts missed (2 out)			
04:49				Defensive Rebound
04:36		4-15	-11	6 HOSKINS E 2-Pts paint made (2 In)
04:34				7 RUDDLELL J Assist
04:26				6 HOSKINS E Personal foul
04:26	8 SILVA RAMOS R Foul On			
04:21	4 REIS C Turnover			
04:21				13 GONZALES L Steal
04:13		4-17	-13	10 WHEELER S 2-Pts paint made (2 In)
03:43	9 MARTINS LS 2-Pts missed (2 out)			
03:42				13 GONZALES L Defensive Rebound





## PLAY BY PLAY

文字比分播报

**BRA 19 vs 38 USA**

**Attendance: 7684**

Game Time	BRA - Brazil	Score	Lead	USA - United States
03:42	8 SILVA RAMOS R Personal foul			
03:42				10 WHEELER S Foul On
03:42		4-18	-14	10 WHEELER S Free Throw made (1 In)
03:42				10 WHEELER S Free Throw missed (1 Out)
03:37	8 SILVA RAMOS R Defensive Rebound			
03:32				5 CISNEROS P Steal
03:32	11 MORAES J Turnover			
03:27				13 GONZALES L 2 Pts paint missed (2 Out)
03:27	Defensive Rebound			
03:27				6 HOSKINS E Player OUT ---->>
03:27				14 MILFORD MA Player IN <<----
03:22	9 MARTINS LS Turnover			
03:22				7 RUDDLELL J Steal
03:19				13 GONZALES L 2 Pts paint missed (2 Out)
03:19	Defensive Rebound			
03:15	9 MARTINS LS Turnover			
03:08				13 GONZALES L Turnover
02:47	9 MARTINS LS Turnover			
02:25				7 RUDDLELL J 3-Pts missed (3 Out)
02:23	9 MARTINS LS Defensive Rebound			
02:08	9 MARTINS LS 2-Pts missed (2 out)			
02:06				7 RUDDLELL J Defensive Rebound
02:02				5 CISNEROS P Turnover
02:02	9 MARTINS LS Player OUT ---->>			
02:02	10 SANTOS MA Player IN <<----			
01:47	10 SANTOS MA 2-Pts missed (2 out)			
01:45				10 WHEELER S Defensive Rebound
01:29				13 GONZALES L 2 Pts paint missed (2 Out)
01:29	Defensive Rebound			
01:07	11 MORAES J 2-Pts made (2 In)	6-18	-12	
00:46				10 WHEELER S 2-Pts missed (2 out)
00:41	7 FARIAS AC Defensive Rebound			
00:29	10 SANTOS MA Turnover			
00:29				13 GONZALES L Steal
00:23		6-20	-14	5 CISNEROS P 2-Pts paint made (2 In)
00:21				5 CISNEROS P Fast Break
00:20				13 GONZALES L Assist
00:06	4 REIS C Turnover			
00:06				13 GONZALES L Steal
00:01				10 WHEELER S 2 Pts paint missed (2 Out)
00:01	10 SANTOS MA Defensive Rebound			

## SECOND QUARTER

### Quarter Starters:

<b>BRA</b> 4 REIS C	7 FARIAS AC	8 SILVA RAMOS R	10 SANTOS MA	11 MORAES J
<b>USA</b> 10 WHEELER S	12 RIPP C	4 MURRAY B	15 HOFFMAN C	9 NICHOLS A



## PLAY BY PLAY

文字比分播报

**BRA 19 vs 38 USA**

**Attendance: 7684**

Game Time	BRA - Brazil	Score	Lead	USA - United States
10:00				10 WHEELER S Player IN <<----
10:00				12 RIPP C Player IN <<----
10:00				4 MURRAY B Player IN <<----
10:00				15 HOFFMAN C Player IN <<----
10:00				9 NICHOLS A Player IN <<----
10:00	4 REIS C Player IN <<----			
10:00	7 FARIAS AC Player IN <<----			
10:00	7 FARIAS AC Player OUT ---->>			
10:00	7 FARIAS AC Player IN <<----			
10:00	8 SILVA RAMOS R Player IN <<----			
10:00	10 SANTOS MA Player IN <<----			
10:00	11 MORAES J Player IN <<----			
09:59	11 MORAES J Tap off situation, throw-in			
09:45	11 MORAES J 2-Pts missed (2 out)			
09:43				12 RIPP C Defensive Rebound
09:24				15 HOFFMAN C 2 Pts paint missed (2 Out)
09:22	7 FARIAS AC Defensive Rebound			
09:10	4 REIS C 2-Pts paint made (2 In)	8-20	-12	
08:53				15 HOFFMAN C 2 Pts paint missed (2 Out)
08:53	Defensive Rebound			
08:48	8 SILVA RAMOS R Turnover			
08:28				12 RIPP C 2-Pts missed (2 out)
08:25				12 RIPP C Offensive Rebound
08:18		8-22	-14	9 NICHOLS A 2-Pts paint made (2 In)
08:02	11 MORAES J Turnover			
07:44		8-24	-16	4 MURRAY B 2-Pts paint made (2 In)
07:41				12 RIPP C Assist
07:21	4 REIS C 2-Pts paint made (2 In)	10-24	-14	
07:21	11 MORAES J Assist			
07:21				12 RIPP C Personal foul
07:21	4 REIS C Foul On			
07:21	8 SILVA RAMOS R Player OUT ---->>			
07:21	6 MAFRA N Player IN <<----			
07:17	4 REIS C Free Throw missed (1 Out)			
07:16	10 SANTOS MA Offensive Rebound			
07:16	10 SANTOS MA 2 Pts paint missed (2 Out)			
07:16	10 SANTOS MA Offensive Rebound			
07:16				10 WHEELER S Personal foul
07:16	10 SANTOS MA Foul On			
07:16	10 SANTOS MA Free Throw missed (1 Out)			
07:15	10 SANTOS MA Free Throw missed (1 Out)			
07:11				15 HOFFMAN C Defensive Rebound



## PLAY BY PLAY

文字比分播报

**BRA 19 vs 38 USA**

**Attendance: 7684**

Game Time	BRA - Brazil	Score	Lead	USA - United States
07:06	10 SANTOS MA Personal foul			
07:06				12 RIPP C Foul On
07:06		10-25	-15	12 RIPP C Free Throw made (1 In)
07:05				12 RIPP C Free Throw missed (1 Out)
07:01	10 SANTOS MA Defensive Rebound			
06:38	11 MORAES J 3-Pts missed (3 Out)			
06:32	6 MAFRA N Offensive Rebound			
06:31	6 MAFRA N Turnover			
06:31				12 RIPP C Steal
06:23				9 NICHOLS A 2-Pts missed (2 out)
06:21	6 MAFRA N Defensive Rebound			
06:16	4 REIS C Turnover			
06:16				4 MURRAY B Steal
06:13				10 WHEELER S 2 Pts paint missed (2 Out)
06:11	4 REIS C Defensive Rebound			
05:55	7 FARIAS AC Turnover			
05:55	10 SANTOS MA Player OUT ---->>			
05:55	9 MARTINS LS Player IN <<----			
05:33		10-27	-17	9 NICHOLS A 2-Pts made (2 In)
05:20	6 MAFRA N Turnover			
05:11	6 MAFRA N Player OUT ---->>			
05:11	8 SILVA RAMOS R Player IN <<----			
04:58				15 HOFFMAN C 2-Pts missed (2 out)
04:55	4 REIS C Defensive Rebound			
04:39	9 MARTINS LS 2 Pts paint missed (2 Out)			
04:39	9 MARTINS LS Offensive Rebound			
04:39	9 MARTINS LS 2-Pts paint made (2 In)	12-27	-15	
04:39				15 HOFFMAN C Personal foul
04:39	9 MARTINS LS Foul On			
04:39	9 MARTINS LS Free Throw made (1 In)	13-27	-14	
04:25				9 NICHOLS A 2 Pts paint missed (2 Out)
04:23				15 HOFFMAN C Offensive Rebound
04:12				9 NICHOLS A 2 Pts paint missed (2 Out)
04:08	9 MARTINS LS Defensive Rebound			
03:48	11 MORAES J 2-Pts made (2 In)	15-27	-12	
03:29				12 RIPP C 2 Pts paint missed (2 Out)
03:27	9 MARTINS LS Defensive Rebound			
03:18	11 MORAES J Turnover			
03:12		15-29	-14	4 MURRAY B 2-Pts paint made (2 In)
03:09				9 NICHOLS A Assist
02:59	9 MARTINS LS Turnover			
02:59				10 WHEELER S Steal



## PLAY BY PLAY

文字比分播报

**BRA 19 vs 38 USA**

**Attendance: 7684**

Game Time	BRA - Brazil	Score	Lead	USA - United States
02:54		15-31	-16	12 RIPP C 2-Pts paint made (2 In)
02:53				10 WHEELER S Assist
02:53	Time out			
02:39	11 MORAES J Turnover			
02:39				4 MURRAY B Steal
02:25		15-33	-18	4 MURRAY B 2-Pts paint made (2 In)
02:24				15 HOFFMAN C Assist
02:00	4 REIS C 2-Pts paint made (2 In)	17-33	-16	
01:56	11 MORAES J Assist			
01:44		17-35	-18	15 HOFFMAN C 2-Pts paint made (2 In)
01:44	11 MORAES J Personal foul			
01:44				15 HOFFMAN C Foul On
01:44		17-36	-19	15 HOFFMAN C Free Throw made (1 In)
01:32	11 MORAES J Turnover			
01:32				10 WHEELER S Steal
01:25				9 NICHOLS A 2-Pts missed (2 out)
01:23				10 WHEELER S Offensive Rebound
01:10		17-38	-21	10 WHEELER S 2-Pts made (2 In)
01:08				9 NICHOLS A Assist
00:43	4 REIS C 2 Pts paint missed (2 Out)			
00:40				15 HOFFMAN C Defensive Rebound
00:32				10 WHEELER S 2-Pts missed (2 out)
00:29	9 MARTINS LS Defensive Rebound			
00:21	8 SILVA RAMOS R Fast Break			
00:19	8 SILVA RAMOS R 2-Pts paint made (2 In)	19-38	-19	
00:02				9 NICHOLS A 2-Pts missed (2 out)
00:01	11 MORAES J Defensive Rebound			



## PLAY BY PLAY

文字比分播报

**BRA 38 vs 68 USA**

**Attendance: 7684**

Scoring by 5 min intervals:		Q1		Q2		Q3		Q4	
BRA		4	6	10	19	25	28	34	38
USA		13	20	27	38	45	51	59	68

### FIRST QUARTER

#### Quarter Starters:

**BRA** 4 REIS C                      6 MAFRA N                      7 FARIAS AC                      10 SANTOS MA                      11 MORAES J  
**USA** 5 CISNEROS P                      6 HOSKINS E                      7 RUDELL J                      10 WHEELER S                      13 GONZALES L

Game Time	BRA - Brazil	Score	Lead	USA - United States
10:00	4 REIS C Player IN <<----			
10:00	6 MAFRA N Player IN <<----			
10:00	7 FARIAS AC Player IN <<----			
10:00	10 SANTOS MA Player IN <<----			
10:00	11 MORAES J Player IN <<----			
10:00				5 CISNEROS P Player IN <<----
10:00				6 HOSKINS E Player IN <<----
10:00				7 RUDELL J Player IN <<----
10:00				10 WHEELER S Player IN <<----
10:00				13 GONZALES L Player IN <<----
10:00	4 REIS C Tap off lost			13 GONZALES L Tap off won
09:49		0-2	-2	7 RUDELL J 2-Pts paint made (2 In)
09:47				5 CISNEROS P Assist
09:38	11 MORAES J Turnover			
09:25	6 MAFRA N Personal foul			
09:25				13 GONZALES L Foul On
09:25				13 GONZALES L Free Throw missed (1 Out)
09:25		0-3	-3	13 GONZALES L Free Throw made (1 In)
08:59	4 REIS C 2 Pts paint missed (2 Out)			
08:57				13 GONZALES L Defensive Rebound
08:46		0-5	-5	10 WHEELER S 2-Pts paint made (2 In)
08:46				5 CISNEROS P Assist
08:46	Time out			
08:34	7 FARIAS AC Turnover			
08:34				7 RUDELL J Steal
08:24		0-7	-7	7 RUDELL J 2-Pts paint made (2 In)
08:23				5 CISNEROS P Assist
08:07	4 REIS C 2-Pts paint made (2 In)	2-7	-5	
07:54	6 MAFRA N Personal foul			
07:54				7 RUDELL J Foul On
07:54		2-8	-6	7 RUDELL J Free Throw made (1 In)
07:54		2-9	-7	7 RUDELL J Free Throw made (1 In)
07:45	10 SANTOS MA Turnover			
07:45				13 GONZALES L Steal



## PLAY BY PLAY

文字比分播报

**BRA 38 vs 68 USA**

**Attendance: 7684**

Game Time	BRA - Brazil	Score	Lead	USA - United States
07:41		2-11	-9	7 RUDDLELL J 2-Pts paint made (2 In)
07:41				13 GONZALES L Assist
07:41	10 SANTOS MA Player OUT ---->>			
07:41	9 MARTINS LS Player IN <<----			
07:26	4 REIS C Offensive foul			
07:26	4 REIS C Turnover			
07:26				7 RUDDLELL J Foul On
07:26				7 RUDDLELL J Steal
07:07				13 GONZALES L 2-Pts missed (2 out)
07:05	11 MORAES J Defensive Rebound			
06:52	4 REIS C Turnover			
06:52				13 GONZALES L Steal
06:45		2-13	-11	5 CISNEROS P 2-Pts paint made (2 In)
06:44				10 WHEELER S Assist
06:35				10 WHEELER S Personal foul
06:35	9 MARTINS LS Foul On			
06:34	6 MAFRA N Player OUT ---->>			
06:34	8 SILVA RAMOS R Player IN <<----			
06:11	9 MARTINS LS 2-Pts paint made (2 In)	4-13	-9	
05:51				13 GONZALES L 2 Pts paint missed (2 Out)
05:42	9 MARTINS LS Defensive Rebound			
05:40	9 MARTINS LS 2 Pts paint missed (2 Out)			
05:39				5 CISNEROS P Defensive Rebound
05:31				7 RUDDLELL J 2 Pts paint missed (2 Out)
05:30				13 GONZALES L Offensive Rebound
05:30				13 GONZALES L 2 Pts paint missed (2 Out)
05:28				13 GONZALES L Offensive Rebound
05:28				13 GONZALES L 2 Pts paint missed (2 Out)
05:24	9 MARTINS LS Defensive Rebound			
05:14				5 CISNEROS P Personal foul
05:14	9 MARTINS LS Foul On			
04:49	9 MARTINS LS 2-Pts missed (2 out)			
04:49				Defensive Rebound
04:36		4-15	-11	6 HOSKINS E 2-Pts paint made (2 In)
04:34				7 RUDDLELL J Assist
04:26				6 HOSKINS E Personal foul
04:26	8 SILVA RAMOS R Foul On			
04:21	4 REIS C Turnover			
04:21				13 GONZALES L Steal
04:13		4-17	-13	10 WHEELER S 2-Pts paint made (2 In)
03:43	9 MARTINS LS 2-Pts missed (2 out)			
03:42				13 GONZALES L Defensive Rebound



## PLAY BY PLAY

文字比分播报

**BRA 38 vs 68 USA**

**Attendance: 7684**

Game Time	BRA - Brazil	Score	Lead	USA - United States
03:42	8 SILVA RAMOS R Personal foul			
03:42				10 WHEELER S Foul On
03:42		4-18	-14	10 WHEELER S Free Throw made (1 In)
03:42				10 WHEELER S Free Throw missed (1 Out)
03:37	8 SILVA RAMOS R Defensive Rebound			
03:32				5 CISNEROS P Steal
03:32	11 MORAES J Turnover			
03:27				13 GONZALES L 2 Pts paint missed (2 Out)
03:27	Defensive Rebound			
03:27				6 HOSKINS E Player OUT ---->>
03:27				14 MILFORD MA Player IN <<----
03:22	9 MARTINS LS Turnover			
03:22				7 RUDELL J Steal
03:19				13 GONZALES L 2 Pts paint missed (2 Out)
03:19	Defensive Rebound			
03:15	9 MARTINS LS Turnover			
03:08				13 GONZALES L Turnover
02:47	9 MARTINS LS Turnover			
02:25				7 RUDELL J 3-Pts missed (3 Out)
02:23	9 MARTINS LS Defensive Rebound			
02:08	9 MARTINS LS 2-Pts missed (2 out)			
02:06				7 RUDELL J Defensive Rebound
02:02				5 CISNEROS P Turnover
02:02	9 MARTINS LS Player OUT ---->>			
02:02	10 SANTOS MA Player IN <<----			
01:47	10 SANTOS MA 2-Pts missed (2 out)			
01:45				10 WHEELER S Defensive Rebound
01:29				13 GONZALES L 2 Pts paint missed (2 Out)
01:29	Defensive Rebound			
01:07	11 MORAES J 2-Pts made (2 In)	6-18	-12	
00:46				10 WHEELER S 2-Pts missed (2 out)
00:41	7 FARIAS AC Defensive Rebound			
00:29	10 SANTOS MA Turnover			
00:29				13 GONZALES L Steal
00:23		6-20	-14	5 CISNEROS P 2-Pts paint made (2 In)
00:21				5 CISNEROS P Fast Break
00:20				13 GONZALES L Assist
00:06	4 REIS C Turnover			
00:06				13 GONZALES L Steal
00:01				10 WHEELER S 2 Pts paint missed (2 Out)
00:01	10 SANTOS MA Defensive Rebound			

## SECOND QUARTER

### Quarter Starters:

<b>BRA</b> 4 REIS C	7 FARIAS AC	8 SILVA RAMOS R	10 SANTOS MA	11 MORAES J
<b>USA</b> 10 WHEELER S	12 RIPP C	4 MURRAY B	15 HOFFMAN C	9 NICHOLS A



## PLAY BY PLAY

文字比分播报

**BRA 38 vs 68 USA**

**Attendance: 7684**

Game Time	BRA - Brazil	Score	Lead	USA - United States
10:00				10 WHEELER S Player IN <<----
10:00				12 RIPP C Player IN <<----
10:00				4 MURRAY B Player IN <<----
10:00				15 HOFFMAN C Player IN <<----
10:00				9 NICHOLS A Player IN <<----
10:00	4 REIS C Player IN <<----			
10:00	7 FARIAS AC Player IN <<----			
10:00	7 FARIAS AC Player OUT ---->>			
10:00	7 FARIAS AC Player IN <<----			
10:00	8 SILVA RAMOS R Player IN <<----			
10:00	10 SANTOS MA Player IN <<----			
10:00	11 MORAES J Player IN <<----			
09:59	11 MORAES J Tap off situation, throw-in			
09:45	11 MORAES J 2-Pts missed (2 out)			
09:43				12 RIPP C Defensive Rebound
09:24				15 HOFFMAN C 2 Pts paint missed (2 Out)
09:22	7 FARIAS AC Defensive Rebound			
09:10	4 REIS C 2-Pts paint made (2 In)	8-20	-12	
08:53				15 HOFFMAN C 2 Pts paint missed (2 Out)
08:53	Defensive Rebound			
08:48	8 SILVA RAMOS R Turnover			
08:28				12 RIPP C 2-Pts missed (2 out)
08:25				12 RIPP C Offensive Rebound
08:18		8-22	-14	9 NICHOLS A 2-Pts paint made (2 In)
08:02	11 MORAES J Turnover			
07:44		8-24	-16	4 MURRAY B 2-Pts paint made (2 In)
07:41				12 RIPP C Assist
07:21	4 REIS C 2-Pts paint made (2 In)	10-24	-14	
07:21	11 MORAES J Assist			
07:21				12 RIPP C Personal foul
07:21	4 REIS C Foul On			
07:21	8 SILVA RAMOS R Player OUT ---->>			
07:21	6 MAFRA N Player IN <<----			
07:17	4 REIS C Free Throw missed (1 Out)			
07:16	10 SANTOS MA Offensive Rebound			
07:16	10 SANTOS MA 2 Pts paint missed (2 Out)			
07:16	10 SANTOS MA Offensive Rebound			
07:16				10 WHEELER S Personal foul
07:16	10 SANTOS MA Foul On			
07:16	10 SANTOS MA Free Throw missed (1 Out)			
07:15	10 SANTOS MA Free Throw missed (1 Out)			
07:11				15 HOFFMAN C Defensive Rebound





## PLAY BY PLAY

文字比分播报

**BRA 38 vs 68 USA**

**Attendance: 7684**

Game Time	BRA - Brazil	Score	Lead	USA - United States
07:06	10 SANTOS MA Personal foul			
07:06				12 RIPP C Foul On
07:06		10-25	-15	12 RIPP C Free Throw made (1 In)
07:05				12 RIPP C Free Throw missed (1 Out)
07:01	10 SANTOS MA Defensive Rebound			
06:38	11 MORAES J 3-Pts missed (3 Out)			
06:32	6 MAFRA N Offensive Rebound			
06:31	6 MAFRA N Turnover			
06:31				12 RIPP C Steal
06:23				9 NICHOLS A 2-Pts missed (2 out)
06:21	6 MAFRA N Defensive Rebound			
06:16	4 REIS C Turnover			
06:16				4 MURRAY B Steal
06:13				10 WHEELER S 2 Pts paint missed (2 Out)
06:11	4 REIS C Defensive Rebound			
05:55	7 FARIAS AC Turnover			
05:55	10 SANTOS MA Player OUT ---->>			
05:55	9 MARTINS LS Player IN <<----			
05:33		10-27	-17	9 NICHOLS A 2-Pts made (2 In)
05:20	6 MAFRA N Turnover			
05:11	6 MAFRA N Player OUT ---->>			
05:11	8 SILVA RAMOS R Player IN <<----			
04:58				15 HOFFMAN C 2-Pts missed (2 out)
04:55	4 REIS C Defensive Rebound			
04:39	9 MARTINS LS 2 Pts paint missed (2 Out)			
04:39	9 MARTINS LS Offensive Rebound			
04:39	9 MARTINS LS 2-Pts paint made (2 In)	12-27	-15	
04:39				15 HOFFMAN C Personal foul
04:39	9 MARTINS LS Foul On			
04:39	9 MARTINS LS Free Throw made (1 In)	13-27	-14	
04:25				9 NICHOLS A 2 Pts paint missed (2 Out)
04:23				15 HOFFMAN C Offensive Rebound
04:12				9 NICHOLS A 2 Pts paint missed (2 Out)
04:08	9 MARTINS LS Defensive Rebound			
03:48	11 MORAES J 2-Pts made (2 In)	15-27	-12	
03:29				12 RIPP C 2 Pts paint missed (2 Out)
03:27	9 MARTINS LS Defensive Rebound			
03:18	11 MORAES J Turnover			
03:12		15-29	-14	4 MURRAY B 2-Pts paint made (2 In)
03:09				9 NICHOLS A Assist
02:59	9 MARTINS LS Turnover			
02:59				10 WHEELER S Steal



## PLAY BY PLAY

文字比分播报

**BRA 38 vs 68 USA**

**Attendance: 7684**

Game Time	BRA - Brazil	Score	Lead	USA - United States
02:54		15-31	-16	12 RIPP C 2-Pts paint made (2 In)
02:53				10 WHEELER S Assist
02:53	Time out			
02:39	11 MORAES J Turnover			
02:39				4 MURRAY B Steal
02:25		15-33	-18	4 MURRAY B 2-Pts paint made (2 In)
02:24				15 HOFFMAN C Assist
02:00	4 REIS C 2-Pts paint made (2 In)	17-33	-16	
01:56	11 MORAES J Assist			
01:44		17-35	-18	15 HOFFMAN C 2-Pts paint made (2 In)
01:44	11 MORAES J Personal foul			
01:44				15 HOFFMAN C Foul On
01:44		17-36	-19	15 HOFFMAN C Free Throw made (1 In)
01:32	11 MORAES J Turnover			
01:32				10 WHEELER S Steal
01:25				9 NICHOLS A 2-Pts missed (2 out)
01:23				10 WHEELER S Offensive Rebound
01:10		17-38	-21	10 WHEELER S 2-Pts made (2 In)
01:08				9 NICHOLS A Assist
00:43	4 REIS C 2 Pts paint missed (2 Out)			
00:40				15 HOFFMAN C Defensive Rebound
00:32				10 WHEELER S 2-Pts missed (2 out)
00:29	9 MARTINS LS Defensive Rebound			
00:21	8 SILVA RAMOS R Fast Break			
00:19	8 SILVA RAMOS R 2-Pts paint made (2 In)	19-38	-19	
00:02				9 NICHOLS A 2-Pts missed (2 out)
00:01	11 MORAES J Defensive Rebound			

## THIRD QUARTER

### Quarter Starters:

**BRA** 4 REIS C                      7 FARIAS AC                      8 SILVA RAMOS R                      9 MARTINS LS                      11 MORAES J  
**USA** 5 CISNEROS P                      6 HOSKINS E                      7 RUDELL J                      8 SCHNEIDER N                      10 WHEELER S

Game Time	BRA - Brazil	Score	Lead	USA - United States
10:00				5 CISNEROS P Player IN <<----
10:00				6 HOSKINS E Player IN <<----
10:00				7 RUDELL J Player IN <<----
10:00				8 SCHNEIDER N Player IN <<----
10:00				10 WHEELER S Player IN <<----
10:00	4 REIS C Player IN <<----			
10:00	7 FARIAS AC Player IN <<----			
10:00	8 SILVA RAMOS R Player IN <<----			
10:00	9 MARTINS LS Player IN <<----			



## PLAY BY PLAY

文字比分播报

**BRA 38 vs 68 USA**

**Attendance: 7684**

Game Time	BRA - Brazil	Score	Lead	USA - United States
10:00	11 MORAES J Player IN <<----			
09:57				Tap off situation, throw-in
09:47				10 WHEELER S 2 Pts paint missed (2 Out)
09:39	9 MARTINS LS Defensive Rebound			
09:35	9 MARTINS LS 2 Pts paint missed (2 Out)			
09:32				7 RUDELL J Blocked Shot
09:29				8 SCHNEIDER N Defensive Rebound
09:19				7 RUDELL J 2 Pts paint missed (2 Out)
09:17	8 SILVA RAMOS R Defensive Rebound			
09:02	9 MARTINS LS 2-Pts missed (2 out)			
08:58	7 FARIAS AC Offensive Rebound			
08:55				5 CISNEROS P Steal
08:55	7 FARIAS AC Turnover			
08:33				8 SCHNEIDER N 2-Pts missed (2 out)
08:30	4 REIS C Defensive Rebound			
08:20	9 MARTINS LS 2-Pts paint made (2 In)	21-38	-17	
08:18	11 MORAES J Assist			
08:08	8 SILVA RAMOS R Personal foul			
08:08				10 WHEELER S Foul On
08:08		21-39	-18	10 WHEELER S Free Throw made (1 In)
08:07				10 WHEELER S Free Throw missed (1 Out)
07:59				6 HOSKINS E Personal foul
07:59	11 MORAES J Foul On			
07:44	11 MORAES J 2-Pts made (2 In)	23-39	-16	
07:24				8 SCHNEIDER N 2 Pts paint missed (2 Out)
07:17	9 MARTINS LS Defensive Rebound			
07:06	7 FARIAS AC 2-Pts paint made (2 In)	25-39	-14	
07:06	11 MORAES J Assist			
07:06				8 SCHNEIDER N Personal foul
07:06	7 FARIAS AC Foul On			
07:06	7 FARIAS AC Free Throw missed (1 Out)			
06:51		25-41	-16	8 SCHNEIDER N 2-Pts made (2 In)
06:49				10 WHEELER S Assist
06:35	9 MARTINS LS 2 Pts paint missed (2 Out)			
06:32				8 SCHNEIDER N Defensive Rebound
06:20				7 RUDELL J 2-Pts missed (2 out)
06:20	Defensive Rebound			
06:13				6 HOSKINS E Player OUT ---->>
06:13				14 MILFORD MA Player IN <<----
06:07	Tap off situation, throw-in			
06:04	9 MARTINS LS 2 Pts paint missed (2 Out)			
06:04				Defensive Rebound



## PLAY BY PLAY

文字比分播报

**BRA 38 vs 68 USA**

**Attendance: 7684**

Game Time	BRA - Brazil	Score	Lead	USA - United States
05:47		25-43	-18	7 RUDELLELL J 2-Pts paint made (2 In)
05:45				10 WHEELER S Assist
05:22	11 MORAES J 2-Pts missed (2 out)			
05:20				10 WHEELER S Defensive Rebound
05:11		25-45	-20	7 RUDELLELL J 2-Pts paint made (2 In)
05:11				14 MILFORD MA Assist
05:11	Time out			
04:49	11 MORAES J 2-Pts missed (2 out)			
04:46				8 SCHNEIDER N Defensive Rebound
04:36		25-47	-22	5 CISNEROS P 2-Pts paint made (2 In)
04:08	7 FARIAS AC 2 Pts paint missed (2 Out)			
04:05				7 RUDELLELL J Blocked Shot
04:03				5 CISNEROS P Defensive Rebound
03:59	9 MARTINS LS Player OUT ---->>			
03:59	10 SANTOS MA Player IN <<----			
03:45				5 CISNEROS P 2 Pts paint missed (2 Out)
03:44	4 REIS C Defensive Rebound			
03:23	11 MORAES J 2-Pts missed (2 out)			
03:20				8 SCHNEIDER N Defensive Rebound
03:19				10 WHEELER S Offensive foul
03:19				10 WHEELER S Turnover
03:19	7 FARIAS AC Steal			
03:19	7 FARIAS AC Foul On			
03:04				14 MILFORD MA Personal foul
03:04	4 REIS C Foul On			
03:04	4 REIS C Free Throw missed (1 Out)			
03:04	4 REIS C Free Throw made (1 In)	26-47	-21	
02:43				7 RUDELLELL J 2 Pts paint missed (2 Out)
02:41	10 SANTOS MA Defensive Rebound			
02:29	4 REIS C 2 Pts paint missed (2 Out)			
02:26	8 SILVA RAMOS R Offensive Rebound			
02:14	10 SANTOS MA 2 Pts paint missed (2 Out)			
02:13	4 REIS C Offensive Rebound			
02:04	11 MORAES J 2-Pts missed (2 out)			
02:01				14 MILFORD MA Defensive Rebound
01:46				5 CISNEROS P Turnover
01:46	8 SILVA RAMOS R Steal			
01:46	8 SILVA RAMOS R Turnover			
01:46				10 WHEELER S Steal
01:39		26-49	-23	7 RUDELLELL J 2-Pts paint made (2 In)
01:18	11 MORAES J 2-Pts missed (2 out)			
01:16				10 WHEELER S Defensive Rebound



## PLAY BY PLAY

文字比分播报

**BRA 38 vs 68 USA**

**Attendance: 7684**

Game Time	BRA - Brazil	Score	Lead	USA - United States
00:54		26-51	-25	7 RUDELL J 2-Pts paint made (2 In)
00:51				5 CISNEROS P Assist
00:26	11 MORAES J 2-Pts made (2 In)	28-51	-23	
00:08				10 WHEELER S 2 Pts paint missed (2 Out)
00:06	10 SANTOS MA Defensive Rebound			

## FOURTH QUARTER

### Quarter Starters:

**BRA**

**USA**

Game Time	BRA - Brazil	Score	Lead	USA - United States
10:00				4 MURRAY B Player IN <<----
10:00				12 RIPP C Player IN <<----
10:00				13 GONZALES L Player IN <<----
10:00				14 MILFORD MA Player IN <<----
10:00				15 HOFFMAN C Player IN <<----
10:00	4 REIS C Player IN <<----			
10:00	7 FARIAS AC Player IN <<----			
10:00	9 MARTINS LS Player IN <<----			
10:00	12 PANTOJA O Player IN <<----			
10:00	11 MORAES J Player IN <<----			
10:00	12 PANTOJA O Player OUT ---->>			
10:00	6 MAFRA N Player IN <<----			
09:58				Tap off situation, throw-in
09:48		28-53	-25	15 HOFFMAN C 2-Pts paint made (2 In)
09:31	6 MAFRA N 2-Pts missed (2 out)			
09:28	4 REIS C Offensive Rebound			
09:15	9 MARTINS LS 2-Pts missed (2 out)			
09:15				Defensive Rebound
08:54		28-55	-27	15 HOFFMAN C 2-Pts made (2 In)
08:51				12 RIPP C Assist
08:28	11 MORAES J 2-Pts missed (2 out)			
08:26				13 GONZALES L Defensive Rebound
08:11		28-57	-29	4 MURRAY B 2-Pts made (2 In)
08:09				14 MILFORD MA Assist
07:59				4 MURRAY B Personal foul
07:59	4 REIS C Foul On			
07:39	11 MORAES J 2-Pts paint made (2 In)	30-57	-27	
07:27				14 MILFORD MA 2 Pts paint missed (2 Out)
07:23	9 MARTINS LS Defensive Rebound			
07:05	4 REIS C Offensive foul			
07:05	4 REIS C Turnover			



## PLAY BY PLAY

文字比分播报

**BRA 38 vs 68 USA**

**Attendance: 7684**

Game Time	BRA - Brazil	Score	Lead	USA - United States
07:05				15 HOFFMAN C Foul On
07:05				15 HOFFMAN C Steal
06:52				4 MURRAY B 2-Pts missed (2 out)
06:52				13 GONZALES L Offensive Rebound
06:52	6 MAFRA N Personal foul			
06:52				13 GONZALES L Foul On
06:52				13 GONZALES L Free Throw missed (1 Out)
06:52				13 GONZALES L Free Throw missed (1 Out)
06:45				13 GONZALES L Offensive Rebound
06:42				13 GONZALES L 2-Pts missed (2 out)
06:40	4 REIS C Defensive Rebound			
06:28	11 MORAES J 2-Pts missed (2 out)			
06:26	4 REIS C Offensive Rebound			
06:24				13 GONZALES L Personal foul
06:24	4 REIS C Foul On			
06:07	9 MARTINS LS 2 Pts paint missed (2 Out)			
06:05				13 GONZALES L Defensive Rebound
05:53		30-59	-29	15 HOFFMAN C 2-Pts paint made (2 In)
05:51				12 RIPP C Assist
05:32	4 REIS C 2-Pts paint made (2 In)	32-59	-27	
05:30	11 MORAES J Assist			
05:17				4 MURRAY B Offensive foul
05:17				4 MURRAY B Turnover
05:17				4 MURRAY B Player OUT ---->>
05:17				14 MILFORD MA Player OUT ---->>
05:17				6 HOSKINS E Player IN <<----
05:17				9 NICHOLS A Player IN <<----
05:17	6 MAFRA N Foul On			
05:16	6 MAFRA N Steal			
05:03	11 MORAES J 2-Pts made (2 In)	34-59	-25	
04:47		34-61	-27	15 HOFFMAN C 2-Pts made (2 In)
04:45				12 RIPP C Assist
04:35	9 MARTINS LS Turnover			
04:15		34-63	-29	13 GONZALES L 2-Pts made (2 In)
04:14				12 RIPP C Assist
04:00	11 MORAES J 2-Pts paint made (2 In)	36-63	-27	
03:45				12 RIPP C 2 Pts paint missed (2 Out)
03:43				13 GONZALES L Offensive Rebound
03:43				13 GONZALES L 2 Pts paint missed (2 Out)
03:40	9 MARTINS LS Defensive Rebound			
03:25	11 MORAES J 2-Pts missed (2 out)			
03:25				Defensive Rebound



## PLAY BY PLAY

文字比分播报

**BRA 38 vs 68 USA**

**Attendance: 7684**

Game Time	BRA - Brazil	Score	Lead	USA - United States
03:05		36-65	-29	15 HOFFMAN C 2-Pts made (2 In)
02:50	11 MORAES J 3-Pts missed (3 Out)			
02:47				Defensive Rebound
02:34	11 MORAES J Personal foul			
02:34				15 HOFFMAN C Foul On
02:34	Time out			
02:34	7 FARIAS AC Player OUT ---->>			
02:34	9 MARTINS LS Player OUT ---->>			
02:34	8 SILVA RAMOS R Player IN <<----			
02:34	14 FERRAO H Player IN <<----			
02:29		36-67	-31	15 HOFFMAN C 2-Pts made (2 In)
02:26				9 NICHOLS A Assist
02:12	11 MORAES J 2-Pts made (2 In)	38-67	-29	
01:49	4 REIS C Personal foul			
01:49				12 RIPP C Foul On
01:49				12 RIPP C Free Throw missed (1 Out)
01:49		38-68	-30	12 RIPP C Free Throw made (1 In)
01:24	11 MORAES J 3-Pts missed (3 Out)			
01:24				Defensive Rebound
01:24	Time out			
01:10				12 RIPP C 2 Pts paint missed (2 Out)
01:08	6 MAFRA N Defensive Rebound			
00:45	14 FERRAO H 2-Pts missed (2 out)			
00:42				13 GONZALES L Defensive Rebound
00:23				6 HOSKINS E 2 Pts paint missed (2 Out)
00:20	14 FERRAO H Defensive Rebound			
00:17	11 MORAES J Turnover			



## RESULTS

比赛成绩

### BRA 19 vs 38 USA

Attendance: 7684

Referee: RADOMSKY Ziv (ISR)

Commissioner: LOVE Greg (AUS)

Umpires: CALIGIURI Gabriele (AUS); OTTO Jorg-Ulrich (GER)

Classifier: LACHANCE Anne (CAN)

		Q1		Q2	
Scoring by 5 min intervals:	BRA	4	6	10	19
	USA	13	20	27	38

#### BRA - BRAZIL

No.	Name	Sport Class	MIN	Field Goals		2 Points		3 Points		Free Throws		Rebounds			AS	TO	ST	BS	PF	FO	PTS	
				M/A	%	M/A	%	M/A	%	M/A	%	OR	DR	TOT								
*4	REIS Cleonete	2.0	20:00	4/6	67	4/6	67			0/1	0		2	2		5			1	1	8	
*6	MAFRA Naildes	2.0	05:36									1	1	2		2			2		0	
*7	FARIAS Andreia Cristina	1.0	20:00										2	2		2					0	
*10	SANTOS Monica Andrade	4.5	08:26	0/2	0	0/2	0			0/2	0	2	2	4		2			1	1	0	
*11	MORAES Juclilene	4.0	20:00	2/4	50	2/3	67	0/1	0				2	2	2	6			1		4	
5	COSTA Debora	4.0	00:00																		0	
8	SILVA RAMOS Rosalia	2.0	14:24	1/1	100	1/1	100						1	1		1			1	1	2	
9	MARTINS Lia Soares	4.5	11:34	2/7	29	2/7	29			1/1	100	1	6	7		4				3	5	
12	PANTOJA Ozineide	2.5	00:00																		0	
13	GOMES Elizabeth	1.0	00:00																		0	
14	FERRAO Helena	4.0	00:00																		0	
15	ALMEIDA Vileide	4.5	00:00																		0	
Team/Coach																						
<b>Totals</b>				9/20	45	9/19	47	0/1	0	1/4	25	4	20	24	2	22				6	6	19
Coach		CORREA Wilson																				
Assistant Coach		LEMOS Mauricio																				

#### USA - UNITED STATES of AMERICA

No.	Name	Sport Class	MIN	Field Goals		2 Points		3 Points		Free Throws		Rebounds			AS	TO	ST	BS	PF	FO	PTS	
				M/A	%	M/A	%	M/A	%	M/A	%	OR	DR	TOT								
*5	CISNEROS Patty (C)	2.0	10:00	2/2	100	2/2	100						1	1	3	1	1		1		4	
*6	HOSKINS Emily	1.0	06:33	1/1	100	1/1	100												1		2	
*7	RUDELL Jen	4.5	10:00	3/5	60	3/4	75	0/1	0	2/2	100		1	1	1		3			2	8	
*10	WHEELER Stephanie	2.0	20:00	3/7	43	3/7	43			1/2	50	1	1	2	2		2		2	1	7	
*13	GONZALES Loraine	4.0	10:00	0/7	0	0/7	0			1/2	50	2	2	4	2	1	5			1	1	
4	MURRAY Becca	2.5	10:00	3/3	100	3/3	100										2				6	
8	SCHNEIDER Natalie	4.5	00:00																		0	
9	NICHOLS Alana	2.5	10:00	2/7	29	2/7	29								2						4	
11	CASTLE Sarah	2.5	00:00																		0	
12	RIPP Christina	2.5	10:00	1/3	33	1/3	33			1/2	50	1	1	2	1		1		1	1	3	
14	MILFORD Mary Allison	1.0	03:27																		0	
15	HOFFMAN Carlee	4.0	10:00	1/4	25	1/4	25			1/1	100	1	2	3	1				1	1	3	
Team/Coach																						
<b>Totals</b>				16/39	41	16/38	42	0/1	0	6/9	67	5	9	14	12	2	14			6	6	38
Coach		LYKINS Ronald																				
Assistant Coach		SIKORA John TAYLOR Robert																				

	BRA	USA
Points from Turnovers	2	22
Points in the Paint	14	28
Second Chance Points	2	4
Fast Break Points	2	0

	BRA	USA
Biggest Lead	0	21
Biggest Scoring Run	5-0(15-27)	7-0(0-7)
Lead Changes	0	
Times Tied	0	

#### Legend:

%	Shooting Percentage	(C)	Captain	*	Starters	AS	Assists
BS	Blocked Shots	DR	Defensive Rebounds	FO	Fouls On	M/A	Made/Attempts
MIN	Minutes Played	OR	Offensive Rebounds	PF	Fouls	PTS	Points
Qx	Quarter Time	ST	Steals	TO	Turnovers	TOT	Total Rebounds





## RESULTS

比赛成绩

### BRA 38 vs 68 USA

Attendance: 7684

Referee: RADOMSKY Ziv (ISR)

Commissioner: LOVE Greg (AUS)

Umpires: CALIGIURI Gabriele (AUS); OTTO Jorg-Ulrich (GER)

Classifier: LACHANCE Anne (CAN)

		Q1		Q2		Q3		Q4	
Scoring by 5 min intervals:	<b>BRA</b>	4	6	10	19	25	28	34	38
	<b>USA</b>	13	20	27	38	45	51	59	68

#### BRA - BRAZIL

No.	Name	Sport Class	MIN	Field Goals		2 Points		3 Points		Free Throws		Rebounds			AS	TO	ST	BS	PF	FO	PTS
				M/A	%	M/A	%	M/A	%	M/A	%	OR	DR	TOT							
*4	REIS Cleonete	2.0	40:00	5/8	63	5/8	63			1/3	33	3	5	8		6			3	4	11
*6	MAFRA Naildes	2.0	15:36	0/1	0	0/1	0					1	2	3		2	1		3	1	0
*7	FARIAS Andreia Cristina	1.0	37:26	1/2	50	1/2	50			0/1	0	1	2	3		3	1			2	2
*10	SANTOS Monica Andrade	4.5	12:25	0/3	0	0/3	0			0/2	0	2	4	6		2			1	1	0
*11	MORAES Juclilene	4.0	40:00	8/20	40	8/17	47	0/3	0				2	2		5	7		2	1	16
5	COSTA Debora	4.0	00:00																		0
8	SILVA RAMOS Rosalia	2.0	26:58	1/1	100	1/1	100					1	2	3		2	1		2	1	2
9	MARTINS Lia Soares	4.5	25:01	3/14	21	3/14	21			1/1	100	1	10	11		5				3	7
12	PANTOJA Ozineide	2.5	00:00																		0
13	GOMES Elizabeth	1.0	00:00																		0
14	FERRAO Helena	4.0	02:34	0/1	0	0/1	0						1	1							0
15	ALMEIDA Vileide	4.5	00:00																		0
Team/Coach																					
<b>Totals</b>				18/50	36	18/47	38	0/3	0	2/7	29	9	33	42	5	27	3		11	13	38
<b>Coach</b>		CORREA Wilson																			
<b>Assistant Coach</b>		LEMOS Mauricio																			

#### USA - UNITED STATES of AMERICA

No.	Name	Sport Class	MIN	Field Goals		2 Points		3 Points		Free Throws		Rebounds			AS	TO	ST	BS	PF	FO	PTS
				M/A	%	M/A	%	M/A	%	M/A	%	OR	DR	TOT							
*5	CISNEROS Patty (C)	2.0	20:00	3/4	75	3/4	75						2	2		4	2	2		1	6
*6	HOSKINS Emily	1.0	15:37	1/2	50	1/2	50												2		2
*7	RUDDLELL Jen	4.5	20:00	7/12	58	7/11	64	0/1	0	2/2	100		1	1		1	3	2		2	16
*10	WHEELER Stephanie	2.0	30:00	3/9	33	3/9	33			2/4	50	1	3	4		4	1	3		3	2
*13	GONZALES Loraine	4.0	20:00	1/10	10	1/10	10			1/4	25	5	5	10		2	1	5		1	2
4	MURRAY Becca	2.5	14:43	4/5	80	4/5	80									1	2		2		8
8	SCHNEIDER Natalie	4.5	10:00	1/3	33	1/3	33						4	4					1		2
9	NICHOLS Alana	2.5	15:17	2/7	29	2/7	29									3					4
11	CASTLE Sarah	2.5	00:00																		0
12	RIPP Christina	2.5	20:00	1/5	20	1/5	20			2/4	50	1	1	2		5		1		1	2
14	MILFORD Mary Allison	1.0	14:23	0/1	0	0/1	0						1	1		2			1		0
15	HOFFMAN Carlee	4.0	20:00	7/10	70	7/10	70			1/1	100	1	2	3		1		1		1	3
Team/Coach																					
<b>Totals</b>				30/68	44	30/67	45	0/1	0	8/15	53	8	25	33	22	5	17	2	13	11	68
<b>Coach</b>		LYKINS Ronald																			
<b>Assistant Coach</b>		SIKORA John TAYLOR Robert																			

	BRA	USA
Points from Turnovers	3	26
Points in the Paint	24	42
Second Chance Points	2	4
Fast Break Points	2	0

	BRA	USA
Biggest Lead	0	31
Biggest Scoring Run	5-0(15-27)	8-0(25-47)
Lead Changes	0	
Times Tied	0	

#### Legend:

%	Shooting Percentage	(C)	Captain	*	Starters	AS	Assists
BS	Blocked Shots	DR	Defensive Rebounds	FO	Fouls On	M/A	Made/Attempts
MIN	Minutes Played	OR	Offensive Rebounds	OTx	Overtime	PF	Fouls
PTS	Points	Qx	Quarter Time	ST	Steals	TO	Turnovers
TOT	Total Rebounds						



## START LIST

首发名单

### GBR - GER

**Referee:** QUINTANA Matias (ARG)  
**Umpires:** BURFORD Jonathon Blake (USA); WELLS Matthew Brian (AUS)

**Commissioner:** KERR Trevor Andrew (CAN)  
**Classifier:** PERRIMAN Don (AUS)

#### GBR - Great Britain

No.	Name	Pos	Age	Sport Class	Current Games Statistics						
					PPG	FG%	3FG%	FT%	RPG	APG	MPG (GP)
4	MACLEAN Caroline	G	33	2.0	6.3	36	50	0	2.7	0.3	26:40 (3)
5	HARPER Joanne	G	43	1.0	0.0						07:23 (2)
6	STRANGE Clare	G	28	1.5	7.0	36	0	13	1.0	3.0	29:10 (3)
7	FREEMAN Helen	F	18	4.0	3.3	29		50	5.0	2.0	17:41 (3)
8	WILD Ann	G	35	2.0	1.3	29			1.0	0.7	10:03 (3)
9	JOHNSON Paula	F	30	2.5	0.0	0			2.0		02:51 (1)
10	WAGER Sally	F	27	3.0	5.0	33		33	8.7	0.7	24:13 (3)
11	FOX Jill	G	38	1.5	0.7	100		0	2.0	0.3	11:13 (3)
12	TURNER Helen	F	30	4.0	6.7	36			6.7	0.7	26:24 (3)
13	SUGDEN Louise	G	24	2.0	4.0	50		0	3.3	0.3	25:52 (3)
14	McDONALD Pauline	G	28	2.5	1.7	40		50	0.3		06:52 (3)
15	MATTHEWS Caroline (C)	C	35	4.5	4.7	39		0	2.7	0.3	15:57 (3)
Team			30.8		40.7	36	20	19	34.0	8.3	
<b>Coach</b>		PEEL Garry									
<b>Assistant Coach</b>		BHANIA Haj Singh					FODEN Mathew				

GBR Played		
PR	AUS	30-59
PR	BRA	61-29
PR	USA	31-56

#### GER - Germany

No.	Name	Pos	Age	Sport Class	Current Games Statistics						
					PPG	FG%	3FG%	FT%	RPG	APG	MPG (GP)
4	KAUTZ Britta	F	26	1.0	0.0	0			1.0		12:38 (1)
5	MEITNER Birgit	G	30	2.5	2.0	25		100	2.0	1.7	12:50 (3)
6	KUES Simone	F	31	1.0	3.7	38		33	3.3	0.7	25:41 (3)
7	MULLER Edina Anita	F	25	2.0	1.3	33			1.3	0.7	10:58 (3)
8	ZEYEN Annika	G	23	1.5	6.3	40		33	2.7	2.7	32:59 (3)
9	SEIFERT Nicole	G	34	1.5	3.0	67		33	1.3	1.3	18:25 (3)
10	SCHUNEMANN Gesche	C	25	4.5	4.0	46	0		4.3		09:22 (3)
11	SCHRATZ Nora	G	29	2.5	1.3	25	0		0.7	1.3	13:43 (3)
12	BUTTERBRODT Maren	C	31	4.5	11.0	48	0	45	10.3	2.3	29:31 (3)
13	BEHRENS Alke	F	28	1.0	0.0						03:25 (1)
14	KAHL Annette (C)	C	35	4.5	3.3	36			2.7		08:16 (3)
15	MOHNEN Marina	C	29	4.5	18.7	55	0	50	11.3	3.7	32:49 (3)
Team			28.8		54.7	45	0	44	40.3	14.3	
<b>Coach</b>		GLINICKI Holger Ingo									
<b>Assistant Coach</b>		RICHARZ Peter									

GER Played		
PR	BRA	62-32
PR	USA	38-42
PR	AUS	64-56

**Legend:**

3FG%	3 Field Goals %	APG	Assists per Game	C	Centre	F	Forward
FG%	Field Goals %	FT%	Free Throws %	G	Guard	GP	Games Played
MPG	Minutes Played per Game	Pos	Playing Position	PPG	Points per Game	PR	Preliminary Round
RPG	Rebounds per Game						



## PLAY BY PLAY

文字比分播报

GBR 22 vs 23 GER

Attendance: 7684

		Q1		Q2	
Scoring by 5 min intervals:	GBR	6	8	13	22
	GER	4	11	17	23

### FIRST QUARTER

#### Quarter Starters:

GBR 6 STRANGE C	7 FREEMAN H	10 WAGER S	11 FOX J	12 TURNER H
GER 7 MULLER EA	8 ZEYEN A	9 SEIFERT N	14 KAHL A	15 MOHNEN M

Game Time	GBR - Great Britain	Score	Lead	GER - Germany
10:00	6 STRANGE C Player IN <<-----			
10:00	7 FREEMAN H Player IN <<-----			
10:00	10 WAGER S Player IN <<-----			
10:00	11 FOX J Player IN <<-----			
10:00	12 TURNER H Player IN <<-----			
10:00				7 MULLER EA Player IN <<-----
10:00				8 ZEYEN A Player IN <<-----
10:00				9 SEIFERT N Player IN <<-----
10:00				14 KAHL A Player IN <<-----
10:00				15 MOHNEN M Player IN <<-----
10:00	12 TURNER H Tap off lost			15 MOHNEN M Tap off won
09:41		0-2	-2	14 KAHL A 2-Pts paint made (2 In)
09:39				8 ZEYEN A Assist
09:11	6 STRANGE C 2-Pts missed (2 out)			
09:09				7 MULLER EA Defensive Rebound
08:54				15 MOHNEN M 2-Pts missed (2 out)
08:51	12 TURNER H Defensive Rebound			
08:32	7 FREEMAN H 2 Pts paint missed (2 Out)			
08:31				9 SEIFERT N Defensive Rebound
08:21		0-4	-4	7 MULLER EA 2-Pts paint made (2 In)
07:53	6 STRANGE C 2 Pts paint missed (2 Out)			
07:50	12 TURNER H Offensive Rebound			
07:50	12 TURNER H 2-Pts paint made (2 In)	2-4	-2	
07:23				7 MULLER EA 2-Pts missed (2 out)
07:21	10 WAGER S Defensive Rebound			
07:07	6 STRANGE C 2 Pts paint missed (2 Out)			
07:05				15 MOHNEN M Defensive Rebound
06:56				7 MULLER EA 2 Pts paint missed (2 Out)
06:55	10 WAGER S Defensive Rebound			
06:26	7 FREEMAN H 2-Pts missed (2 out)			
06:24				15 MOHNEN M Defensive Rebound
06:18				8 ZEYEN A Offensive foul
06:18				8 ZEYEN A Turnover
06:13	10 WAGER S Foul On			



## PLAY BY PLAY

文字比分播报

GBR 22 vs 23 GER

Attendance: 7684

Game Time	GBR - Great Britain	Score	Lead	GER - Germany
06:12	10 WAGER S Steal			
05:57	12 TURNER H 2-Pts paint made (2 In)	4-4	0	
05:54	6 STRANGE C Assist			
05:38				14 KAHL A 2-Pts missed (2 out)
05:38				Offensive Rebound
05:19				14 KAHL A Turnover
05:03	6 STRANGE C 2-Pts made (2 In)	6-4	+2	
04:38				14 KAHL A Turnover
04:25	10 WAGER S 2 Pts paint missed (2 Out)			
04:23				15 MOHNEN M Defensive Rebound
04:11				15 MOHNEN M Turnover
04:01	6 STRANGE C 2-Pts missed (2 out)			
03:59				15 MOHNEN M Defensive Rebound
03:44		6-6	0	15 MOHNEN M 2-Pts made (2 In)
03:40				14 KAHL A Assist
03:25				9 SEIFERT N Personal foul
03:25	7 FREEMAN H Foul On			
03:25	7 FREEMAN H Free Throw missed (1 Out)			
03:25	7 FREEMAN H Free Throw missed (1 Out)			
03:23				15 MOHNEN M Defensive Rebound
03:12				9 SEIFERT N 2 Pts paint missed (2 Out)
03:10				7 MULLER EA Offensive Rebound
02:49				14 KAHL A 2-Pts missed (2 out)
02:46	12 TURNER H Defensive Rebound			
02:26	10 WAGER S 2 Pts paint missed (2 Out)			
02:22	11 FOX J Offensive Rebound			
02:18	7 FREEMAN H 2-Pts missed (2 out)			
02:16				15 MOHNEN M Defensive Rebound
02:06		6-8	-2	8 ZEYEN A 2-Pts paint made (2 In)
02:03				7 MULLER EA Assist
01:36	12 TURNER H 2-Pts missed (2 out)			
01:36				15 MOHNEN M Personal foul
01:36	6 STRANGE C Foul On			
01:36				14 KAHL A Player OUT ---->>
01:36				10 SCHUNEMANN G Player IN <<-----
01:28	12 TURNER H Turnover			
01:06				15 MOHNEN M 2-Pts missed (2 out)
01:04				8 ZEYEN A Offensive Rebound
00:56	11 FOX J Personal foul			
00:56				10 SCHUNEMANN G Foul On
00:56		6-9	-3	10 SCHUNEMANN G Free Throw made (1 In)
00:56				10 SCHUNEMANN G Free Throw missed (1 Out)



## PLAY BY PLAY

文字比分播报

GBR 22 vs 23 GER

Attendance: 7684

Game Time	GBR - Great Britain	Score	Lead	GER - Germany
00:52				15 MOHNEN M Offensive Rebound
00:46				15 MOHNEN M 2-Pts missed (2 out)
00:44	Defensive Rebound			
00:32	7 FREEMAN H 2-Pts paint made (2 In)	8-9	-1	
00:31	6 STRANGE C Assist			
00:19		8-11	-3	8 ZEYEN A 2-Pts made (2 In)
00:17				10 SCHUNEMANN G Assist
00:02				10 SCHUNEMANN G Steal
00:02	12 TURNER H Turnover			
00:01				10 SCHUNEMANN G 2-Pts missed (2 out)

## SECOND QUARTER

### Quarter Starters:

GBR 6 STRANGE C      7 FREEMAN H      10 WAGER S      11 FOX J      12 TURNER H  
GER 7 MULLER EA      8 ZEYEN A      9 SEIFERT N      10 SCHUNEMANN G      15 MOHNEN M

Game Time	GBR - Great Britain	Score	Lead	GER - Germany
10:00				7 MULLER EA Player IN <<-----
10:00				8 ZEYEN A Player IN <<-----
10:00				9 SEIFERT N Player IN <<-----
10:00				10 SCHUNEMANN G Player IN <<-----
10:00				15 MOHNEN M Player IN <<-----
10:00	6 STRANGE C Player IN <<-----			
10:00	7 FREEMAN H Player IN <<-----			
10:00	10 WAGER S Player IN <<-----			
10:00	11 FOX J Player IN <<-----			
10:00	12 TURNER H Player IN <<-----			
09:59	Tap off situation, throw-in			
09:53				10 SCHUNEMANN G Personal foul
09:53	10 WAGER S Foul On			
09:53	10 WAGER S Free Throw missed (1 Out)			
09:53	10 WAGER S Free Throw made (1 In)	9-11	-2	
09:28				9 SEIFERT N Turnover
09:28				7 MULLER EA Player OUT ---->>
09:28				8 ZEYEN A Player OUT ---->>
09:28				6 KUES S Player IN <<-----
09:28				11 SCHRATZ N Player IN <<-----
09:16	6 STRANGE C 2-Pts made (2 In)	11-11	0	
08:54	6 STRANGE C Foul On			
08:54				9 SEIFERT N Offensive foul
08:54				9 SEIFERT N Turnover
08:54	6 STRANGE C Steal			
08:35	6 STRANGE C 2-Pts missed (2 out)			



## PLAY BY PLAY

文字比分播报

GBR 22 vs 23 GER

Attendance: 7684

Game Time	GBR - Great Britain	Score	Lead	GER - Germany
08:32				10 SCHUNEMANN G Defensive Rebound
08:13		11-13	-2	6 KUES S 2-Pts made (2 In)
07:46	7 FREEMAN H 2-Pts missed (2 out)			
07:46	6 STRANGE C Offensive Rebound			
07:46				15 MOHNEN M Personal foul
07:46	6 STRANGE C Foul On			
07:46	6 STRANGE C Free Throw missed (1 Out)			
07:46	6 STRANGE C Free Throw missed (1 Out)			
07:40	6 STRANGE C Offensive Rebound			
07:34	10 WAGER S 2 Pts paint missed (2 Out)			
07:30				10 SCHUNEMANN G Defensive Rebound
07:15		11-15	-4	15 MOHNEN M 2-Pts paint made (2 In)
07:11				9 SEIFERT N Assist
06:44	6 STRANGE C 2-Pts missed (2 out)			
06:41				11 SCHRATZ N Defensive Rebound
06:31				6 KUES S 2-Pts missed (2 out)
06:29	10 WAGER S Defensive Rebound			
06:14	7 FREEMAN H 2 Pts paint missed (2 Out)			
06:11				10 SCHUNEMANN G Defensive Rebound
06:01				10 SCHUNEMANN G 2-Pts missed (2 out)
05:59	12 TURNER H Defensive Rebound			
05:47	7 FREEMAN H 2-Pts paint made (2 In)	13-15	-2	
05:47	7 FREEMAN H Personal foul			
05:45	6 STRANGE C Player OUT ---->>			
05:45	10 WAGER S Player OUT ---->>			
05:45	10 WAGER S Player IN <<----			
05:45	11 FOX J Player OUT ---->>			
05:45	12 TURNER H Player OUT ---->>			
05:45	4 MACLEAN C Player IN <<----			
05:45	8 WILD A Player IN <<----			
05:45	13 SUGDEN L Player IN <<----			
05:45				9 SEIFERT N Player OUT ---->>
05:45				8 ZEYEN A Player IN <<----
05:45				10 SCHUNEMANN G Player OUT ---->>
05:45				12 BUTTERBRODT M Player IN <<----
05:45				15 MOHNEN M Player OUT ---->>
05:45				14 KAHL A Player IN <<----
05:19		13-17	-4	12 BUTTERBRODT M 2-Pts paint made (2 In)
05:03				10 SCHUNEMANN G Foul On
04:58				8 ZEYEN A Offensive foul
04:58				8 ZEYEN A Turnover
04:58	4 MACLEAN C Foul On			



## PLAY BY PLAY

文字比分播报

GBR 22 vs 23 GER

Attendance: 7684

Game Time	GBR - Great Britain	Score	Lead	GER - Germany
04:56	4 MACLEAN C Steal			
04:50	7 FREEMAN H 2-Pts paint made (2 In)	15-17	-2	
04:48	8 WILD A Assist			
04:33		15-19	-4	6 KUES S 2-Pts paint made (2 In)
04:11	Time out			
04:11	10 WAGER S Player OUT ---->>			
04:11	12 TURNER H Player IN <<----			
04:03	7 FREEMAN H Turnover			
03:46				6 KUES S 2-Pts missed (2 out)
03:45	12 TURNER H Defensive Rebound			
03:28	7 FREEMAN H 2 Pts paint missed (2 Out)			
03:27				14 KAHL A Defensive Rebound
03:26	7 FREEMAN H Personal foul			
03:26				6 KUES S Foul On
03:05		15-21	-6	14 KAHL A 2-Pts made (2 In)
03:04				12 BUTTERBRODT M Assist
02:54	7 FREEMAN H Turnover			
02:54	7 FREEMAN H Player OUT ---->>			
02:54	10 WAGER S Player IN <<----			
02:40				6 KUES S Turnover
02:40	8 WILD A Personal foul			
02:40				14 KAHL A Foul On
02:26				12 BUTTERBRODT M 2-Pts missed (2 out)
02:24	12 TURNER H Defensive Rebound			
02:14	13 SUGDEN L 2-Pts paint made (2 In)	17-21	-4	
02:07	8 WILD A Steal			
02:07				11 SCHRATZ N Turnover
01:57	13 SUGDEN L 2-Pts missed (2 out)			
01:55				12 BUTTERBRODT M Defensive Rebound
01:51				12 BUTTERBRODT M Turnover
01:51	12 TURNER H Player OUT ---->>			
01:51	15 MATTHEWS C Player IN <<----			
01:43	8 WILD A 2-Pts missed (2 out)			
01:39				6 KUES S Defensive Rebound
01:27				6 KUES S 2 Pts paint missed (2 Out)
01:25	13 SUGDEN L Defensive Rebound			
01:13	10 WAGER S 2-Pts paint made (2 In)	19-21	-2	
01:13	8 WILD A Assist			
01:13				Time out
01:08	13 SUGDEN L Personal foul			
01:08				12 BUTTERBRODT M Foul On
00:49				14 KAHL A Offensive foul



## PLAY BY PLAY

文字比分播报

**GBR 22 vs 23 GER**

**Attendance: 7684**

Game Time	GBR - Great Britain	Score	Lead	GER - Germany
00:49				14 KAHL A Turnover
00:49	10 WAGER S Foul On			
00:49	10 WAGER S Steal			
00:43				14 KAHL A Personal foul
00:43	10 WAGER S Foul On			
00:43	10 WAGER S Free Throw missed (1 Out)			
00:43	10 WAGER S Free Throw made (1 In)	20-21	-1	
00:43				11 SCHRATZ N Turnover
00:35	10 WAGER S 2-Pts paint made (2 In)	22-21	+1	
00:32	8 WILD A Assist			
00:20		22-23	-1	8 ZEYEN A 2-Pts paint made (2 In)





## PLAY BY PLAY

文字比分播报

GBR 44 vs 50 GER

Attendance: 7684

Scoring by 5 min intervals:		Q1		Q2		Q3		Q4	
GBR		6	8	13	22	28	30	39	44
GER		4	11	17	23	27	38	44	50

### FIRST QUARTER

#### Quarter Starters:

GBR 6 STRANGE C	7 FREEMAN H	10 WAGER S	11 FOX J	12 TURNER H
GER 7 MULLER EA	8 ZEYEN A	9 SEIFERT N	14 KAHL A	15 MOHNEN M

Game Time	GBR - Great Britain	Score	Lead	GER - Germany
10:00	6 STRANGE C Player IN <<-----			
10:00	7 FREEMAN H Player IN <<-----			
10:00	10 WAGER S Player IN <<-----			
10:00	11 FOX J Player IN <<-----			
10:00	12 TURNER H Player IN <<-----			
10:00				7 MULLER EA Player IN <<-----
10:00				8 ZEYEN A Player IN <<-----
10:00				9 SEIFERT N Player IN <<-----
10:00				14 KAHL A Player IN <<-----
10:00				15 MOHNEN M Player IN <<-----
10:00	12 TURNER H Tap off lost			15 MOHNEN M Tap off won
09:41		0-2	-2	14 KAHL A 2-Pts paint made (2 In)
09:39				8 ZEYEN A Assist
09:11	6 STRANGE C 2-Pts missed (2 out)			
09:09				7 MULLER EA Defensive Rebound
08:54				15 MOHNEN M 2-Pts missed (2 out)
08:51	12 TURNER H Defensive Rebound			
08:32	7 FREEMAN H 2 Pts paint missed (2 Out)			
08:31				9 SEIFERT N Defensive Rebound
08:21		0-4	-4	7 MULLER EA 2-Pts paint made (2 In)
07:53	6 STRANGE C 2 Pts paint missed (2 Out)			
07:50	12 TURNER H Offensive Rebound			
07:50	12 TURNER H 2-Pts paint made (2 In)	2-4	-2	
07:23				7 MULLER EA 2-Pts missed (2 out)
07:21	10 WAGER S Defensive Rebound			
07:07	6 STRANGE C 2 Pts paint missed (2 Out)			
07:05				15 MOHNEN M Defensive Rebound
06:56				7 MULLER EA 2 Pts paint missed (2 Out)
06:55	10 WAGER S Defensive Rebound			
06:26	7 FREEMAN H 2-Pts missed (2 out)			
06:24				15 MOHNEN M Defensive Rebound
06:18				8 ZEYEN A Offensive foul
06:18				8 ZEYEN A Turnover
06:13	10 WAGER S Foul On			



## PLAY BY PLAY

文字比分播报

GBR 44 vs 50 GER

Attendance: 7684

Game Time	GBR - Great Britain	Score	Lead	GER - Germany
06:12	10 WAGER S Steal			
05:57	12 TURNER H 2-Pts paint made (2 In)	4-4	0	
05:54	6 STRANGE C Assist			
05:38				14 KAHL A 2-Pts missed (2 out)
05:38				Offensive Rebound
05:19				14 KAHL A Turnover
05:03	6 STRANGE C 2-Pts made (2 In)	6-4	+2	
04:38				14 KAHL A Turnover
04:25	10 WAGER S 2 Pts paint missed (2 Out)			
04:23				15 MOHNEN M Defensive Rebound
04:11				15 MOHNEN M Turnover
04:01	6 STRANGE C 2-Pts missed (2 out)			
03:59				15 MOHNEN M Defensive Rebound
03:44		6-6	0	15 MOHNEN M 2-Pts made (2 In)
03:40				14 KAHL A Assist
03:25				9 SEIFERT N Personal foul
03:25	7 FREEMAN H Foul On			
03:25	7 FREEMAN H Free Throw missed (1 Out)			
03:25	7 FREEMAN H Free Throw missed (1 Out)			
03:23				15 MOHNEN M Defensive Rebound
03:12				9 SEIFERT N 2 Pts paint missed (2 Out)
03:10				7 MULLER EA Offensive Rebound
02:49				14 KAHL A 2-Pts missed (2 out)
02:46	12 TURNER H Defensive Rebound			
02:26	10 WAGER S 2 Pts paint missed (2 Out)			
02:22	11 FOX J Offensive Rebound			
02:18	7 FREEMAN H 2-Pts missed (2 out)			
02:16				15 MOHNEN M Defensive Rebound
02:06		6-8	-2	8 ZEYEN A 2-Pts paint made (2 In)
02:03				7 MULLER EA Assist
01:36	12 TURNER H 2-Pts missed (2 out)			
01:36				15 MOHNEN M Personal foul
01:36	6 STRANGE C Foul On			
01:36				14 KAHL A Player OUT ---->>
01:36				10 SCHUNEMANN G Player IN <<-----
01:28	12 TURNER H Turnover			
01:06				15 MOHNEN M 2-Pts missed (2 out)
01:04				8 ZEYEN A Offensive Rebound
00:56	11 FOX J Personal foul			
00:56				10 SCHUNEMANN G Foul On
00:56		6-9	-3	10 SCHUNEMANN G Free Throw made (1 In)
00:56				10 SCHUNEMANN G Free Throw missed (1 Out)



## PLAY BY PLAY

文字比分播报

GBR 44 vs 50 GER

Attendance: 7684

Game Time	GBR - Great Britain	Score	Lead	GER - Germany
00:52				15 MOHNEN M Offensive Rebound
00:46				15 MOHNEN M 2-Pts missed (2 out)
00:44	Defensive Rebound			
00:32	7 FREEMAN H 2-Pts paint made (2 In)	8-9	-1	
00:31	6 STRANGE C Assist			
00:19		8-11	-3	8 ZEYEN A 2-Pts made (2 In)
00:17				10 SCHUNEMANN G Assist
00:02				10 SCHUNEMANN G Steal
00:02	12 TURNER H Turnover			
00:01				10 SCHUNEMANN G 2-Pts missed (2 out)

## SECOND QUARTER

### Quarter Starters:

GBR 6 STRANGE C      7 FREEMAN H      10 WAGER S      11 FOX J      12 TURNER H  
GER 7 MULLER EA      8 ZEYEN A      9 SEIFERT N      10 SCHUNEMANN G      15 MOHNEN M

Game Time	GBR - Great Britain	Score	Lead	GER - Germany
10:00				7 MULLER EA Player IN <<-----
10:00				8 ZEYEN A Player IN <<-----
10:00				9 SEIFERT N Player IN <<-----
10:00				10 SCHUNEMANN G Player IN <<-----
10:00				15 MOHNEN M Player IN <<-----
10:00	6 STRANGE C Player IN <<-----			
10:00	7 FREEMAN H Player IN <<-----			
10:00	10 WAGER S Player IN <<-----			
10:00	11 FOX J Player IN <<-----			
10:00	12 TURNER H Player IN <<-----			
09:59	Tap off situation, throw-in			
09:53				10 SCHUNEMANN G Personal foul
09:53	10 WAGER S Foul On			
09:53	10 WAGER S Free Throw missed (1 Out)			
09:53	10 WAGER S Free Throw made (1 In)	9-11	-2	
09:28				9 SEIFERT N Turnover
09:28				7 MULLER EA Player OUT ---->>
09:28				8 ZEYEN A Player OUT ---->>
09:28				6 KUES S Player IN <<-----
09:28				11 SCHRATZ N Player IN <<-----
09:16	6 STRANGE C 2-Pts made (2 In)	11-11	0	
08:54	6 STRANGE C Foul On			
08:54				9 SEIFERT N Offensive foul
08:54				9 SEIFERT N Turnover
08:54	6 STRANGE C Steal			
08:35	6 STRANGE C 2-Pts missed (2 out)			



## PLAY BY PLAY

文字比分播报

GBR 44 vs 50 GER

Attendance: 7684

Game Time	GBR - Great Britain	Score	Lead	GER - Germany
08:32				10 SCHUNEMANN G Defensive Rebound
08:13		11-13	-2	6 KUES S 2-Pts made (2 In)
07:46	7 FREEMAN H 2-Pts missed (2 out)			
07:46	6 STRANGE C Offensive Rebound			
07:46				15 MOHNEN M Personal foul
07:46	6 STRANGE C Foul On			
07:46	6 STRANGE C Free Throw missed (1 Out)			
07:46	6 STRANGE C Free Throw missed (1 Out)			
07:40	6 STRANGE C Offensive Rebound			
07:34	10 WAGER S 2 Pts paint missed (2 Out)			
07:30				10 SCHUNEMANN G Defensive Rebound
07:15		11-15	-4	15 MOHNEN M 2-Pts paint made (2 In)
07:11				9 SEIFERT N Assist
06:44	6 STRANGE C 2-Pts missed (2 out)			
06:41				11 SCHRATZ N Defensive Rebound
06:31				6 KUES S 2-Pts missed (2 out)
06:29	10 WAGER S Defensive Rebound			
06:14	7 FREEMAN H 2 Pts paint missed (2 Out)			
06:11				10 SCHUNEMANN G Defensive Rebound
06:01				10 SCHUNEMANN G 2-Pts missed (2 out)
05:59	12 TURNER H Defensive Rebound			
05:47	7 FREEMAN H 2-Pts paint made (2 In)	13-15	-2	
05:47	7 FREEMAN H Personal foul			
05:45	6 STRANGE C Player OUT ---->>			
05:45	10 WAGER S Player OUT ---->>			
05:45	10 WAGER S Player IN <<----			
05:45	11 FOX J Player OUT ---->>			
05:45	12 TURNER H Player OUT ---->>			
05:45	4 MACLEAN C Player IN <<----			
05:45	8 WILD A Player IN <<----			
05:45	13 SUGDEN L Player IN <<----			
05:45				9 SEIFERT N Player OUT ---->>
05:45				8 ZEYEN A Player IN <<----
05:45				10 SCHUNEMANN G Player OUT ---->>
05:45				12 BUTTERBRODT M Player IN <<----
05:45				15 MOHNEN M Player OUT ---->>
05:45				14 KAHL A Player IN <<----
05:19		13-17	-4	12 BUTTERBRODT M 2-Pts paint made (2 In)
05:03				10 SCHUNEMANN G Foul On
04:58				8 ZEYEN A Offensive foul
04:58				8 ZEYEN A Turnover
04:58	4 MACLEAN C Foul On			



## PLAY BY PLAY

文字比分播报

GBR 44 vs 50 GER

Attendance: 7684

Game Time	GBR - Great Britain	Score	Lead	GER - Germany
04:56	4 MACLEAN C Steal			
04:50	7 FREEMAN H 2-Pts paint made (2 In)	15-17	-2	
04:48	8 WILD A Assist			
04:33		15-19	-4	6 KUES S 2-Pts paint made (2 In)
04:11	Time out			
04:11	10 WAGER S Player OUT ---->>			
04:11	12 TURNER H Player IN <<----			
04:03	7 FREEMAN H Turnover			
03:46				6 KUES S 2-Pts missed (2 out)
03:45	12 TURNER H Defensive Rebound			
03:28	7 FREEMAN H 2 Pts paint missed (2 Out)			
03:27				14 KAHL A Defensive Rebound
03:26	7 FREEMAN H Personal foul			
03:26				6 KUES S Foul On
03:05		15-21	-6	14 KAHL A 2-Pts made (2 In)
03:04				12 BUTTERBRODT M Assist
02:54	7 FREEMAN H Turnover			
02:54	7 FREEMAN H Player OUT ---->>			
02:54	10 WAGER S Player IN <<----			
02:40				6 KUES S Turnover
02:40	8 WILD A Personal foul			
02:40				14 KAHL A Foul On
02:26				12 BUTTERBRODT M 2-Pts missed (2 out)
02:24	12 TURNER H Defensive Rebound			
02:14	13 SUGDEN L 2-Pts paint made (2 In)	17-21	-4	
02:07	8 WILD A Steal			
02:07				11 SCHRATZ N Turnover
01:57	13 SUGDEN L 2-Pts missed (2 out)			
01:55				12 BUTTERBRODT M Defensive Rebound
01:51				12 BUTTERBRODT M Turnover
01:51	12 TURNER H Player OUT ---->>			
01:51	15 MATTHEWS C Player IN <<----			
01:43	8 WILD A 2-Pts missed (2 out)			
01:39				6 KUES S Defensive Rebound
01:27				6 KUES S 2 Pts paint missed (2 Out)
01:25	13 SUGDEN L Defensive Rebound			
01:13	10 WAGER S 2-Pts paint made (2 In)	19-21	-2	
01:13	8 WILD A Assist			
01:13				Time out
01:08	13 SUGDEN L Personal foul			
01:08				12 BUTTERBRODT M Foul On
00:49				14 KAHL A Offensive foul



## PLAY BY PLAY

文字比分播报

GBR 44 vs 50 GER

Attendance: 7684

Game Time	GBR - Great Britain	Score	Lead	GER - Germany
00:49				14 KAHL A Turnover
00:49	10 WAGER S Foul On			
00:49	10 WAGER S Steal			
00:43				14 KAHL A Personal foul
00:43	10 WAGER S Foul On			
00:43	10 WAGER S Free Throw missed (1 Out)			
00:43	10 WAGER S Free Throw made (1 In)	20-21	-1	
00:43				11 SCHRATZ N Turnover
00:35	10 WAGER S 2-Pts paint made (2 In)	22-21	+1	
00:32	8 WILD A Assist			
00:20		22-23	-1	8 ZEYEN A 2-Pts paint made (2 In)

## THIRD QUARTER

### Quarter Starters:

GBR 4 MACLEAN C      8 WILD A      10 WAGER S      13 SUGDEN L      15 MATTHEWS C  
GER 5 MEITNER B      6 KUES S      8 ZEYEN A      12 BUTTERBRODT M      15 MOHNEN M

Game Time	GBR - Great Britain	Score	Lead	GER - Germany
10:00				5 MEITNER B Player IN <<-----
10:00				6 KUES S Player IN <<-----
10:00				8 ZEYEN A Player IN <<-----
10:00				12 BUTTERBRODT M Player IN <<-----
10:00				15 MOHNEN M Player IN <<-----
10:00	4 MACLEAN C Player IN <<-----			
10:00	8 WILD A Player IN <<-----			
10:00	10 WAGER S Player IN <<-----			
10:00	13 SUGDEN L Player IN <<-----			
10:00	15 MATTHEWS C Player IN <<-----			
09:59				Tap off situation, throw-in
09:46				15 MOHNEN M 2-Pts missed (2 out)
09:44	4 MACLEAN C Defensive Rebound			
09:30	13 SUGDEN L Turnover			
09:12				8 ZEYEN A 2-Pts missed (2 out)
09:10	15 MATTHEWS C Defensive Rebound			
09:03				15 MOHNEN M Personal foul
09:03	13 SUGDEN L Foul On			
08:48	13 SUGDEN L 2-Pts missed (2 out)			
08:47				12 BUTTERBRODT M Defensive Rebound
08:37				5 MEITNER B 2 Pts paint missed (2 Out)
08:36	10 WAGER S Defensive Rebound			
08:29	13 SUGDEN L Offensive foul			
08:29	13 SUGDEN L Turnover			
08:29				12 BUTTERBRODT M Foul On



## PLAY BY PLAY

文字比分播报

GBR 44 vs 50 GER

Attendance: 7684

Game Time	GBR - Great Britain	Score	Lead	GER - Germany
08:29				12 BUTTERBRODT M Steal
08:14				8 ZEYEN A 2 Pts paint missed (2 Out)
08:12	13 SUGDEN L Defensive Rebound			
07:50	10 WAGER S 2-Pts missed (2 out)			
07:48				12 BUTTERBRODT M Defensive Rebound
07:35		22-25	-3	15 MOHNEN M 2-Pts made (2 In)
07:16	15 MATTHEWS C 2-Pts missed (2 out)			
07:14				12 BUTTERBRODT M Defensive Rebound
07:12				8 ZEYEN A Offensive foul
07:12				8 ZEYEN A Turnover
07:12	8 WILD A Foul On			
07:12	8 WILD A Steal			
06:54	4 MACLEAN C 2-Pts made (2 In)	24-25	-1	
06:47				8 ZEYEN A Offensive foul
06:47				8 ZEYEN A Turnover
06:47	8 WILD A Foul On			
06:47	8 WILD A Steal			
06:31	15 MATTHEWS C 2-Pts made (2 In)	26-25	+1	
06:28	4 MACLEAN C Assist			
06:12		26-27	-1	15 MOHNEN M 2-Pts made (2 In)
06:08				12 BUTTERBRODT M Assist
05:48	4 MACLEAN C 2-Pts made (2 In)	28-27	+1	
05:27				15 MOHNEN M 2-Pts missed (2 out)
05:25	13 SUGDEN L Defensive Rebound			
05:14	4 MACLEAN C 2-Pts missed (2 out)			
05:12				6 KUES S Defensive Rebound
05:03				12 BUTTERBRODT M Offensive foul
05:03				12 BUTTERBRODT M Turnover
05:03	15 MATTHEWS C Foul On			
05:03	15 MATTHEWS C Steal			
05:03				8 ZEYEN A Player OUT ---->>
05:03				9 SEIFERT N Player IN <<----
04:50	4 MACLEAN C Turnover			
04:50				9 SEIFERT N Steal
04:40		28-29	-1	9 SEIFERT N 2-Pts paint made (2 In)
04:17	10 WAGER S 2 Pts paint missed (2 Out)			
04:14	10 WAGER S Offensive Rebound			
04:14	10 WAGER S 2 Pts paint missed (2 Out)			
04:12				5 MEITNER B Defensive Rebound
04:00	15 MATTHEWS C Personal foul			
04:00				12 BUTTERBRODT M Foul On
04:00				12 BUTTERBRODT M Free Throw missed (1 Out)



## PLAY BY PLAY

文字比分播报

GBR 44 vs 50 GER

Attendance: 7684

Game Time	GBR - Great Britain	Score	Lead	GER - Germany
04:00		28-30	-2	12 BUTTERBRODT M Free Throw made (1 In)
03:41	10 WAGER S 2-Pts paint made (2 In)	30-30	0	
03:38	4 MACLEAN C Assist			
03:15		30-32	-2	5 MEITNER B 2-Pts paint made (2 In)
03:13				15 MOHNEN M Assist
02:53	4 MACLEAN C Turnover			
02:35				6 KUES S 2 Pts paint missed (2 Out)
02:35	4 MACLEAN C Defensive Rebound			
02:35	8 WILD A Player OUT ---->>			
02:35	6 STRANGE C Player IN <<----			
02:19	10 WAGER S 2-Pts missed (2 out)			
02:18				12 BUTTERBRODT M Defensive Rebound
02:03		30-34	-4	12 BUTTERBRODT M 2-Pts paint made (2 In)
02:01				15 MOHNEN M Assist
01:46				12 BUTTERBRODT M Steal
01:46	10 WAGER S Turnover			
01:22				15 MOHNEN M 2-Pts missed (2 out)
01:20	15 MATTHEWS C Defensive Rebound			
01:12				12 BUTTERBRODT M Personal foul
01:12	13 SUGDEN L Foul On			
01:12	13 SUGDEN L Free Throw missed (1 Out)			
01:12	13 SUGDEN L Free Throw missed (1 Out)			
01:08				15 MOHNEN M Defensive Rebound
00:54		30-36	-6	15 MOHNEN M 2-Pts made (2 In)
00:54				12 BUTTERBRODT M Assist
00:54	Time out			
00:41	10 WAGER S Turnover			
00:41				15 MOHNEN M Steal
00:21		30-38	-8	15 MOHNEN M 2-Pts made (2 In)
00:18				5 MEITNER B Assist
00:02	4 MACLEAN C Turnover			

## FOURTH QUARTER

### Quarter Starters:

GBR

GER

Game Time	GBR - Great Britain	Score	Lead	GER - Germany
10:00				4 KAUTZ B Player IN <<----
10:00				5 MEITNER B Player IN <<----
10:00				9 SEIFERT N Player IN <<----
10:00				12 BUTTERBRODT M Player IN <<----
10:00				15 MOHNEN M Player IN <<----





## PLAY BY PLAY

文字比分播报

GBR 44 vs 50 GER

Attendance: 7684

Game Time	GBR - Great Britain	Score	Lead	GER - Germany
10:00	6 STRANGE C Player IN <<----			
10:00	7 FREEMAN H Player IN <<----			
10:00	10 WAGER S Player IN <<----			
10:00	11 FOX J Player IN <<----			
10:00	12 TURNER H Player IN <<----			
09:58	Tap off situation, throw-in			
09:50	12 TURNER H Turnover			
09:50				5 MEITNER B Steal
09:41	12 TURNER H Personal foul			
09:41				12 BUTTERBRODT M Foul On
09:41		30-39	-9	12 BUTTERBRODT M Free Throw made (1 In)
09:41		30-40	-10	12 BUTTERBRODT M Free Throw made (1 In)
09:41				5 MEITNER B Player OUT ---->>
09:41				12 BUTTERBRODT M Player OUT ---->>
09:41				11 SCHRATZ N Player IN <<----
09:41				14 KAHL A Player IN <<----
09:28	10 WAGER S 2-Pts missed (2 out)			
09:28	Offensive Rebound			
09:19	12 TURNER H 2 Pts paint missed (2 Out)			
09:17				14 KAHL A Defensive Rebound
09:08				15 MOHNEN M Turnover
08:52	10 WAGER S 2-Pts paint made (2 In)	32-40	-8	
08:50	6 STRANGE C Assist			
08:22				15 MOHNEN M 2-Pts missed (2 out)
08:18	10 WAGER S Defensive Rebound			
08:06	6 STRANGE C 2-Pts made (2 In)	34-40	-6	
07:35				14 KAHL A 2-Pts missed (2 out)
07:33	6 STRANGE C Defensive Rebound			
07:25				15 MOHNEN M Personal foul
07:25	10 WAGER S Foul On			
07:25	10 WAGER S Free Throw made (1 In)	35-40	-5	
07:25	10 WAGER S Free Throw missed (1 Out)			
07:23				15 MOHNEN M Defensive Rebound
07:00		35-42	-7	15 MOHNEN M 2-Pts made (2 In)
06:42	6 STRANGE C 2-Pts made (2 In)	37-42	-5	
06:27		37-44	-7	14 KAHL A 2-Pts paint made (2 In)
06:23				11 SCHRATZ N Assist
06:05	10 WAGER S Turnover			
06:05				15 MOHNEN M Steal
05:47				14 KAHL A 2-Pts missed (2 out)
05:46	12 TURNER H Steal			
05:24	6 STRANGE C 2-Pts made (2 In)	39-44	-5	



## PLAY BY PLAY

文字比分播报

GBR 44 vs 50 GER

Attendance: 7684

Game Time	GBR - Great Britain	Score	Lead	GER - Germany
05:07				15 MOHNEN M 2 Pts paint missed (2 Out)
05:06	6 STRANGE C Defensive Rebound			
04:50				4 KAUTZ B Personal foul
04:50	7 FREEMAN H Foul On			
04:50	Time out			
04:50				14 KAHL A Player OUT ---->>
04:50				10 SCHUNEMANN G Player IN <<----
04:41	6 STRANGE C 2-Pts missed (2 out)			
04:39				15 MOHNEN M Defensive Rebound
04:17				15 MOHNEN M 3-Pts missed (3 Out)
04:17	Technical foul			
04:08				10 SCHUNEMANN G Personal foul
04:08	10 WAGER S Foul On			
04:08	10 WAGER S Free Throw missed (1 Out)			
04:08	10 WAGER S Free Throw missed (1 Out)			
04:04	Offensive Rebound			
03:57	12 TURNER H 2-Pts missed (2 out)			
03:55				10 SCHUNEMANN G Defensive Rebound
03:35		39-46	-7	11 SCHRATZ N 2-Pts made (2 In)
03:34				10 SCHUNEMANN G Assist
03:10	7 FREEMAN H 2-Pts made (2 In)	41-46	-5	
02:53				10 SCHUNEMANN G 2-Pts missed (2 out)
02:51	12 TURNER H Defensive Rebound			
02:41	12 TURNER H Turnover			
02:41				9 SEIFERT N Player OUT ---->>
02:41				8 ZEYEN A Player IN <<----
02:15		41-48	-7	10 SCHUNEMANN G 2-Pts made (2 In)
01:58	7 FREEMAN H 2 Pts paint missed (2 Out)			
01:58				10 SCHUNEMANN G Personal foul
01:58	7 FREEMAN H Foul On			
01:58	7 FREEMAN H Free Throw missed (1 Out)			
01:58	7 FREEMAN H Free Throw missed (1 Out)			
01:58				Defensive Rebound
01:38				10 SCHUNEMANN G 2-Pts missed (2 out)
01:37	11 FOX J Defensive Rebound			
01:15	6 STRANGE C 2-Pts missed (2 out)			
01:15	11 FOX J Offensive Rebound			
01:14				10 SCHUNEMANN G Personal foul
01:10	11 FOX J Foul On			
01:05	11 FOX J Free Throw made (1 In)	42-48	-6	
01:05	11 FOX J Free Throw missed (1 Out)			
01:00				10 SCHUNEMANN G Defensive Rebound



## PLAY BY PLAY

文字比分播报

GBR 44 vs 50 GER

Attendance: 7684

Game Time	GBR - Great Britain	Score	Lead	GER - Germany
01:00		42-50	-8	15 MOHNEN M 2-Pts made (2 In)
00:59	Time out			
00:57	6 STRANGE C 2-Pts made (2 In)	44-50	-6	
00:56	11 FOX J Player OUT ---->>			
00:55	12 TURNER H Player OUT ---->>			
00:53	15 MATTHEWS C Player IN <<----			
00:52	5 HARPER J Player IN <<----			
00:51				4 KAUTZ B Player OUT ---->>
00:50				7 MULLER EA Player IN <<----
00:49				11 SCHRATZ N Player OUT ---->>
00:48				13 BEHRENS A Player IN <<----
00:47				15 MOHNEN M Player OUT ---->>
00:46				14 KAHL A Player IN <<----
00:45				10 SCHUNEMANN G 2-Pts missed (2 out)
00:44	10 WAGER S Defensive Rebound			
00:30	15 MATTHEWS C 2-Pts missed (2 out)			
00:15				7 MULLER EA Defensive Rebound
00:10				13 BEHRENS A 2 Pts paint missed (2 Out)
00:01				10 SCHUNEMANN G 2-Pts missed (2 out)



## RESULTS

比赛成绩

### GBR 22 vs 23 GER

Attendance: 7684

Referee: QUINTANA Matias (ARG)

Commissioner: KERR Trevor Andrew (CAN)

Umpires: BURFORD Jonathon Blake (USA); WELLS Matthew Brian (AUS)

Classifier: PERRIMAN Don (AUS)

		Q1		Q2	
Scoring by 5 min intervals:	GBR	6	8	13	22
	GER	4	11	17	23

#### GBR - GREAT BRITAIN

No.	Name	Sport Class	MIN	Field Goals		2 Points		3 Points		Free Throws		Rebounds			AS	TO	ST	BS	PF	FO	PTS
				M/A	%	M/A	%	M/A	%	M/A	%	OR	DR	TOT							
*6	STRANGE Clare	1.5	14:15	2/8	25	2/8	25			0/2	0	2		2		1				3	4
*7	FREEMAN Helen	4.0	17:06	3/9	33	3/9	33			0/2	0				2			2	1	6	
*10	WAGER Sally	3.0	18:43	2/5	40	2/5	40			2/4	50		3	3		2			4	6	
*11	FOX Jill	1.5	14:15									1		1				1		0	
*12	TURNER Helen	4.0	16:35	2/3	67	2/3	67					1	5	6		2				4	
4	MACLEAN Caroline	2.0	05:45													1			1	0	
5	HARPER Joanne	1.0	00:00																	0	
8	WILD Ann	2.0	05:45	0/1	0	0/1	0							3		1		1		0	
9	JOHNSON Paula	2.5	00:00																	0	
13	SUGDEN Louise	2.0	05:45	1/2	50	1/2	50					1	1					1		2	
14	McDONALD Pauline	2.5	00:00																	0	
15	MATTHEWS Caroline (C)	4.5	01:51																	0	
Team/Coach																					
<b>Totals</b>				10/28	36	10/28	36			2/8	25	4	10	14	5	4	5		5	9	22
<b>Coach</b>		PEEL Garry																			
<b>Assistant Coach</b>		BHANIA Haj Singh									FODEN Mathew										

#### GER - GERMANY

No.	Name	Sport Class	MIN	Field Goals		2 Points		3 Points		Free Throws		Rebounds			AS	TO	ST	BS	PF	FO	PTS
				M/A	%	M/A	%	M/A	%	M/A	%	OR	DR	TOT							
*7	MULLER Edina Anita	2.0	10:32	1/3	33	1/3	33					1	1	2	1						2
*8	ZEYEN Annika	1.5	16:17	3/3	100	3/3	100					1		1	1	2			2		6
*9	SEIFERT Nicole	1.5	14:15	0/1	0	0/1	0						1	1	1	2			2		0
*14	KAHL Annette (C)	4.5	14:09	2/4	50	2/4	50						1	1	1	3			2	1	4
*15	MOHNEN Marina	4.5	14:15	2/5	40	2/5	40					1	6	7		1			2		4
4	KAUTZ Britta	1.0	00:00																		0
5	MEITNER Birgit	2.5	00:00																		0
6	KUES Simone	1.0	09:28	2/5	40	2/5	40					1	1		1					1	4
10	SCHUNEMANN Gesche	4.5	05:51	0/2	0	0/2	0			1/2	50		3	3	1		1		1	2	1
11	SCHRATZ Nora	2.5	09:28										1	1		2					0
12	BUTTERBRODT Maren	4.5	05:45	1/2	50	1/2	50						1	1	1	1				1	2
13	BEHRENS Alke	1.0	00:00																		0
Team/Coach																					
<b>Totals</b>				11/25	44	11/25	44			1/2	50	4	15	19	6	12	1		9	5	23
<b>Coach</b>		GLINICKI Holger Ingo																			
<b>Assistant Coach</b>		RICHARZ Peter																			

	GBR	GER
Points from Turnovers	9	1
Points in the Paint	16	14
Second Chance Points	2	1
Fast Break Points	0	0

	GBR	GER
Biggest Lead	2	6
Biggest Scoring Run	7-0(22-21)	5-0(6-9)
Lead Changes	4	
Times Tied	3	

#### Legend:

%	Shooting Percentage	(C)	Captain	*	Starters	AS	Assists
BS	Blocked Shots	DR	Defensive Rebounds	FO	Fouls On	M/A	Made/Attempts
MIN	Minutes Played	OR	Offensive Rebounds	PF	Fouls	PTS	Points
Qx	Quarter Time	ST	Steals	TO	Turnovers	TOT	Total Rebounds



## RESULTS

比赛成绩

### GBR 44 vs 50 GER

Attendance: 7684

Referee: QUINTANA Matias (ARG)

Commissioner: KERR Trevor Andrew (CAN)

Umpires: BURFORD Jonathon Blake (USA); WELLS Matthew Brian (AUS)

Classifier: PERRIMAN Don (AUS)

		Q1		Q2		Q3		Q4	
Scoring by 5 min intervals:	GBR	6	8	13	22	28	30	39	44
	GER	4	11	17	23	27	38	44	50

#### GBR - GREAT BRITAIN

No.	Name	Sport Class	MIN	Field Goals		2 Points		3 Points		Free Throws		Rebounds			AS	TO	ST	BS	PF	FO	PTS	
				M/A	%	M/A	%	M/A	%	M/A	%	OR	DR	TOT								
*6	STRANGE Clare	1.5	26:50	6/14	43	6/14	43			0/2	0	2	2	4	3		1			3	12	
*7	FREEMAN Helen	4.0	27:06	4/11	36	4/11	36			0/4	0					2			2	3	8	
*10	WAGER Sally	3.0	38:43	4/12	33	4/12	33			3/8	38	1	6	7		3	2			6	11	
*11	FOX Jill	1.5	23:19							1/2	50	2	1	3					1	1	1	
*12	TURNER Helen	4.0	25:40	2/5	40	2/5	40					1	6	7			4	1		1	4	
4	MACLEAN Caroline	2.0	15:45	2/3	67	2/3	67						2	2	2	3	1			1	4	
5	HARPER Joanne	1.0	00:52																		0	
8	WILD Ann	2.0	13:10	0/1	0	0/1	0								3		3			1	2	
9	JOHNSON Paula	2.5	00:00																		0	
13	SUGDEN Louise	2.0	15:45	1/3	33	1/3	33			0/2	0		3	3					2	2	2	
14	McDONALD Pauline	2.5	00:00																		0	
15	MATTHEWS Caroline (C)	4.5	12:44	1/3	33	1/3	33						2	2					1	1	2	
Team/Coach																						
<b>Totals</b>				20/52	38	20/52	38			4/18	22	8	23	31	8	14	9			9	19	44
<b>Coach</b>		PEEL Garry																				
<b>Assistant Coach</b>		BHANIA Haj Singh									FODEN Mathew											

#### GER - GERMANY

No.	Name	Sport Class	MIN	Field Goals		2 Points		3 Points		Free Throws		Rebounds			AS	TO	ST	BS	PF	FO	PTS	
				M/A	%	M/A	%	M/A	%	M/A	%	OR	DR	TOT								
*7	MULLER Edina Anita	2.0	11:22	1/3	33	1/3	33					1	2	3	1						2	
*8	ZEYEN Annika	1.5	23:55	3/5	60	3/5	60					1	1	1	1	4			4		6	
*9	SEIFERT Nicole	1.5	26:37	1/2	50	1/2	50						1	1	1	2	1		2		2	
*14	KAHL Annette (C)	4.5	19:46	3/7	43	3/7	43						2	2	1	3			2	1	6	
*15	MOHNNEN Marina	4.5	33:28	8/17	47	8/16	50	0/1	0			1	9	10	2	2	2		4		16	
4	KAUTZ Britta	1.0	09:09																1		0	
5	MEITNER Birgit	2.5	10:19	1/2	50	1/2	50						1	1	1		1				2	
6	KUES Simone	1.0	19:28	2/6	33	2/6	33						2	2		1				1	4	
10	SCHUNEMANN Gesche	4.5	10:41	1/7	14	1/7	14			1/2	50		5	5	2		1		4	2	3	
11	SCHRATZ Nora	2.5	18:20	1/1	100	1/1	100						1	1	1	2					2	
12	BUTTERBRODT Maren	4.5	16:04	2/3	67	2/3	67			3/4	75		5	5	3	2	2		2	4	7	
13	BEHRENS Alke	1.0	00:48	0/1	0	0/1	0														0	
Team/Coach																						
<b>Totals</b>				23/54	43	23/53	43	0/1	0	4/6	67	4	29	33	13	16	7			19	8	50
<b>Coach</b>		GLINICKI Holger Ingo																				
<b>Assistant Coach</b>		RICHARZ Peter																				

	GBR	GER
Points from Turnovers	15	9
Points in the Paint	20	22
Second Chance Points	3	1
Fast Break Points	0	0

	GBR	GER
Biggest Lead	2	10
Biggest Scoring Run	7-0(22-21)	10-0(30-40)
Lead Changes	8	
Times Tied	4	

#### Legend:

%	Shooting Percentage	(C)	Captain	*	Starters	AS	Assists
BS	Blocked Shots	DR	Defensive Rebounds	FO	Fouls On	M/A	Made/Attempts
MIN	Minutes Played	OR	Offensive Rebounds	OTx	Overtime	PF	Fouls
PTS	Points	Qx	Quarter Time	ST	Steals	TO	Turnovers
TOT	Total Rebounds						



## START LIST

首发名单

### NED - MEX

**Referee:** WELLS Matthew Brian (AUS)  
**Umpires:** PURSGLOVE Ian Robert (GBR); KANNO Eisuke (JPN)

**Commissioner:** KERR Trevor Andrew (CAN)  
**Classifier:**

#### NED - Netherlands

No.	Name	Pos	Age	Sport Class	Current Games Statistics						
					PPG	FG%	3FG%	FT%	RPG	APG	MPG (GP)
4	HUITZING Inge	G	34	4.5	0.0						00:00 (0)
5	BOEKHOORN Patries	F	38	1.0	0.0						00:00 (0)
6	VISSER Jitske	F	15	1.0	0.0						00:00 (0)
7	OOSTERBAAN Roos	G	29	1.5	0.0						00:00 (0)
8	PIETERSE Fleur	F	29	2.5	0.0						00:00 (0)
9	GARNIER Petra (C)	C	37	4.5	0.0						00:00 (0)
10	RAMAEKERS Brenda	C	22	4.5	0.0						00:00 (0)
11	KORVER Cher	G	32	2.5	0.0						00:00 (0)
12	BRAAM Sandra	F	30	1.0	0.0						00:00 (0)
13	VAN BERGEN Barbara	F	30	2.0	0.0						00:00 (0)
14	VERSLOOT Carina	F	28	3.0	0.0						00:00 (0)
15	van OOSTROM Elsbeth	C	26	4.5	0.0						00:00 (0)
Team			29.2		0.0						
<b>Coach</b>		LANSINK ROTGERINK Yvonne									
<b>Assistant Coach</b>		van de BUNTE Kees									

NED Played		
PR	CAN	08 SEP
PR	JPN	10 SEP
PR	CHN	11 SEP

#### MEX - Mexico

No.	Name	Pos	Age	Sport Class	Current Games Statistics						
					PPG	FG%	3FG%	FT%	RPG	APG	MPG (GP)
4	VAZQUEZ SUAREZ C		42	2.5	0.0						00:00 (0)
5	RODRIGUEZ VELAZQU.	G	41	2.0	0.0						00:00 (0)
6	TORRES LOPEZ Rocio	C	34	3.5	0.0						00:00 (0)
7	ESTRADA BERNAL F	C	18	4.0	0.0						00:00 (0)
8	PEREZ PACHECO Anaisa	G	16	2.5	0.0						00:00 (0)
9	VAZQUEZ D. L (C)	F	42	4.0	0.0						00:00 (0)
10	CAMARA ARANGO Rosa	F	51	3.0	0.0						00:00 (0)
11	TORRES R. A	G	41	3.0	0.0						00:00 (0)
12	MIRANDA Claudia Magali	G	30	3.0	0.0						00:00 (0)
13	GUZMAN ACOSTA R	F	31	3.0	0.0						00:00 (0)
14	VERA Rosa Herlinda	G	43	2.0	0.0						00:00 (0)
15	GARCIA AMADOR Wendy	G	27	1.0	0.0						00:00 (0)
Team			34.7		0.0						
<b>Coach</b>		DAVILA Aaron									
<b>Assistant Coach</b>		PIMENTEL Rene									

MEX Played		
PR	JPN	08 SEP
PR	CHN	09 SEP
PR	CAN	11 SEP

**Legend:**

3FG%	3 Field Goals %	APG	Assists per Game	C	Centre	F	Forward
FG%	Field Goals %	FT%	Free Throws %	G	Guard	GP	Games Played
MPG	Minutes Played per Game	Pos	Playing Position	PPG	Points per Game	PR	Preliminary Round
RPG	Rebounds per Game						



## PLAY BY PLAY

文字比分播报

NED 29 vs 26 MEX

Attendance: 2140

		Q1		Q2	
Scoring by 5 min intervals:	NED	7	18	24	29
	MEX	5	11	14	26

### FIRST QUARTER

#### Quarter Starters:

**NED** 4 HUITZING I      7 OOSTERBAAN R      11 KORVER C      13 VAN BERGEN B      14 VERSLOOT C  
**MEX** 4 VAZQUEZ SUAREZ C      6 TORRES LOPEZ R      9 VAZQUEZ D. L      10 CAMARA ARANGO R      15 GARCIA AMADOR W

Game Time	NED - Netherlands	Score	Lead	MEX - Mexico
10:00				4 VAZQUEZ SUAREZ C Player IN <<-----
10:00				6 TORRES LOPEZ R Player IN <<-----
10:00				9 VAZQUEZ D. L Player IN <<-----
10:00				10 CAMARA ARANGO R Player IN <<-----
10:00				15 GARCIA AMADOR W Player IN <<-----
10:00	4 HUITZING I Player IN <<-----			
10:00	7 OOSTERBAAN R Player IN <<-----			
10:00	11 KORVER C Player IN <<-----			
10:00	13 VAN BERGEN B Player IN <<-----			
10:00	14 VERSLOOT C Player IN <<-----			
10:00	4 HUITZING I Tap off won			6 TORRES LOPEZ R Tap off lost
09:43	4 HUITZING I 2 Pts paint missed (2 Out)			
09:39	14 VERSLOOT C Offensive Rebound			
09:39	14 VERSLOOT C 2 Pts paint missed (2 Out)			
09:36				10 CAMARA ARANGO R Defensive Rebound
09:18				15 GARCIA AMADOR W 2-Pts missed (2 out)
09:17	4 HUITZING I Defensive Rebound			
09:13	11 KORVER C 2 Pts paint missed (2 Out)			
09:10	11 KORVER C Offensive Rebound			
09:09	11 KORVER C 2 Pts paint missed (2 Out)			
09:06				9 VAZQUEZ D. L Defensive Rebound
08:47				4 VAZQUEZ SUAREZ C 2 Pts paint missed (2 Out)
08:46	4 HUITZING I Defensive Rebound			
08:26	7 OOSTERBAAN R 2 Pts paint missed (2 Out)			
08:24				9 VAZQUEZ D. L Defensive Rebound
08:09				9 VAZQUEZ D. L 2-Pts missed (2 out)
08:06				10 CAMARA ARANGO R Offensive Rebound
08:05				6 TORRES LOPEZ R Turnover
07:48	4 HUITZING I 2-Pts missed (2 out)			
07:46				6 TORRES LOPEZ R Defensive Rebound
07:30				9 VAZQUEZ D. L 2 Pts paint missed (2 Out)
07:28	13 VAN BERGEN B Defensive Rebound			
07:06	14 VERSLOOT C 2-Pts missed (2 out)			
07:04				6 TORRES LOPEZ R Defensive Rebound



## PLAY BY PLAY

文字比分播报

NED 29 vs 26 MEX

Attendance: 2140

Game Time	NED - Netherlands	Score	Lead	MEX - Mexico
06:53		0-2	-2	9 VAZQUEZ D. L 2-Pts paint made (2 In)
06:53	11 KORVER C Personal foul			
06:53				9 VAZQUEZ D. L Foul On
06:53	4 HUITZING I Turnover			
06:51		0-3	-3	9 VAZQUEZ D. L Free Throw made (1 In)
06:32	4 HUITZING I 2-Pts paint made (2 In)	2-3	-1	
06:32	14 VERSLOOT C Assist			
06:32				6 TORRES LOPEZ R Personal foul
06:32	4 HUITZING I Foul On			
06:32	4 HUITZING I Free Throw made (1 In)	3-3	0	
06:19				6 TORRES LOPEZ R Turnover
05:58	4 HUITZING I 2-Pts missed (2 out)			
05:56				15 GARCIA AMADOR W Defensive Rebound
05:56	7 OOSTERBAAN R Personal foul			
05:56				15 GARCIA AMADOR W Foul On
05:41		3-5	-2	9 VAZQUEZ D. L 2-Pts paint made (2 In)
05:31	11 KORVER C 2-Pts paint made (2 In)	5-5	0	
05:31	11 KORVER C Foul On			
05:31				15 GARCIA AMADOR W Personal foul
05:30	11 KORVER C Free Throw missed (1 Out)			
05:27	14 VERSLOOT C Offensive Rebound			
05:24	4 HUITZING I 2-Pts paint made (2 In)	7-5	+2	
05:22	14 VERSLOOT C Assist			
05:17				6 TORRES LOPEZ R Turnover
05:03	14 VERSLOOT C 2-Pts missed (2 out)			
05:03				Defensive Rebound
04:50				4 VAZQUEZ SUAREZ C Fast Break
04:48		7-7	0	4 VAZQUEZ SUAREZ C 2-Pts paint made (2 In)
04:29	4 HUITZING I 2-Pts paint made (2 In)	9-7	+2	
04:28	14 VERSLOOT C Assist			
04:18	4 HUITZING I Personal foul			
04:18				9 VAZQUEZ D. L Foul On
04:18	13 VAN BERGEN B Player OUT ---->>			
04:18	14 VERSLOOT C Player OUT ---->>			
04:18	6 VISSER J Player IN <<----			
04:18	15 van OOSTROM E Player IN <<----			
04:00		9-9	0	10 CAMARA ARANGO R 2-Pts paint made (2 In)
03:47	6 VISSER J Turnover			
03:47				6 TORRES LOPEZ R Steal
03:27				15 GARCIA AMADOR W 2 Pts paint missed (2 Out)
03:27	11 KORVER C Defensive Rebound			
03:27	Time out			





## PLAY BY PLAY

文字比分播报

NED 29 vs 26 MEX

Attendance: 2140

Game Time	NED - Netherlands	Score	Lead	MEX - Mexico
03:13	7 OOSTERBAAN R 2-Pts paint made (2 In)	11-9	+2	
03:13	7 OOSTERBAAN R Foul On			
03:13				10 CAMARA ARANGO R Personal foul
03:12	7 OOSTERBAAN R Free Throw missed (1 Out)			
03:11	15 van OOSTROM E Offensive Rebound			
03:11	15 van OOSTROM E 2-Pts paint made (2 In)	13-9	+4	
03:11	15 van OOSTROM E Foul On			
03:11				6 TORRES LOPEZ R Personal foul
03:11	15 van OOSTROM E Free Throw made (1 In)	14-9	+5	
02:56	15 van OOSTROM E Steal			
02:56				4 VAZQUEZ SUAREZ C Turnover
02:43	6 VISSER J 2 Pts paint missed (2 Out)			
02:40				9 VAZQUEZ D. L Defensive Rebound
02:22				9 VAZQUEZ D. L 3-Pts missed (3 Out)
02:21	15 van OOSTROM E Defensive Rebound			
02:05	15 van OOSTROM E 2-Pts missed (2 out)			
02:04				9 VAZQUEZ D. L Defensive Rebound
01:45		14-11	+3	6 TORRES LOPEZ R 2-Pts paint made (2 In)
01:43				9 VAZQUEZ D. L Assist
01:30	4 HUITZING I 2-Pts made (2 In)	16-11	+5	
01:09	11 KORVER C Steal			
01:09				10 CAMARA ARANGO R Turnover
01:02	15 van OOSTROM E 2 Pts paint missed (2 Out)			
00:58	4 HUITZING I Offensive Rebound			
00:46	15 van OOSTROM E 2-Pts paint made (2 In)	18-11	+7	
00:22				15 GARCIA AMADOR W 2 Pts paint missed (2 Out)
00:19	15 van OOSTROM E Defensive Rebound			
00:16	4 HUITZING I Blocked Shot			
00:00	4 HUITZING I 3-Pts missed (3 Out)			
00:00				9 VAZQUEZ D. L Defensive Rebound

## SECOND QUARTER

### Quarter Starters:

NED 4 HUITZING I                      5 BOEKHOORN P                      7 OOSTERBAAN R                      11 KORVER C                      15 van OOSTROM E  
MEX 5 RODRIGUEZ VELAZQU.                      7 ESTRADA BERNAL F                      11 TORRES R. A                      15 GARCIA AMADOR W                      9 VAZQUEZ D. L

Game Time	NED - Netherlands	Score	Lead	MEX - Mexico
10:00				5 RODRIGUEZ VELAZQU. Player IN <<-----
10:00				7 ESTRADA BERNAL F Player IN <<-----
10:00				11 TORRES R. A Player IN <<-----
10:00				15 GARCIA AMADOR W Player IN <<-----
10:00	4 HUITZING I Player IN <<-----			
10:00	5 BOEKHOORN P Player IN <<-----			



## PLAY BY PLAY

文字比分播报

NED 29 vs 26 MEX

Attendance: 2140

Game Time	NED - Netherlands	Score	Lead	MEX - Mexico
10:00	7 OOSTERBAAN R Player IN <<----			
10:00	11 KORVER C Player IN <<----			
10:00	15 van OOSTROM E Player IN <<----			
10:00				9 VAZQUEZ D. L Player IN <<----
08:58				Tap off situation, throw-in
08:58				11 TORRES R. A 2-Pts missed (2 out)
09:22				9 VAZQUEZ D. L Offensive Rebound
09:22				9 VAZQUEZ D. L 2-Pts missed (2 out)
09:22	7 OOSTERBAAN R Defensive Rebound			
08:53	4 HUITZING I 2-Pts made (2 In)	20-11	+9	
08:53				7 ESTRADA BERNAL F 2 Pts paint missed (2 Out)
08:53				7 ESTRADA BERNAL F Offensive Rebound
08:51				7 ESTRADA BERNAL F Foul On
08:47	15 van OOSTROM E Personal foul			
08:30				15 GARCIA AMADOR W 2-Pts missed (2 out)
08:27				5 RODRIGUEZ VELAZQU. Offensive Rebound
08:17				11 TORRES R. A 2 Pts paint missed (2 Out)
08:17				Offensive Rebound
08:08		20-14	+6	9 VAZQUEZ D. L 3-Pts made (3 In)
07:49	11 KORVER C 2-Pts missed (2 out)			
07:47				5 RODRIGUEZ VELAZQU. Defensive Rebound
07:46				9 VAZQUEZ D. L Turnover
07:30	15 van OOSTROM E 2-Pts missed (2 out)			
07:27				9 VAZQUEZ D. L Defensive Rebound
07:05				9 VAZQUEZ D. L 3-Pts missed (3 Out)
06:59	15 van OOSTROM E Defensive Rebound			
06:51	4 HUITZING I 2-Pts missed (2 out)			
06:49				9 VAZQUEZ D. L Defensive Rebound
06:40				9 VAZQUEZ D. L 2-Pts missed (2 out)
06:37				9 VAZQUEZ D. L Offensive Rebound
06:35				9 VAZQUEZ D. L 2-Pts missed (2 out)
06:31	15 van OOSTROM E Defensive Rebound			
06:27	4 HUITZING I Blocked Shot			
06:16	15 van OOSTROM E 2-Pts paint made (2 In)	22-14	+8	
06:16	4 HUITZING I Assist			
06:10	7 OOSTERBAAN R Personal foul			
06:10				9 VAZQUEZ D. L Foul On
05:58	15 van OOSTROM E Personal foul			
05:58				7 ESTRADA BERNAL F Foul On
05:47	15 van OOSTROM E Steal			
05:47				11 TORRES R. A Turnover
05:41	15 van OOSTROM E Fast Break			



## PLAY BY PLAY

文字比分播报

NED 29 vs 26 MEX

Attendance: 2140

Game Time	NED - Netherlands	Score	Lead	MEX - Mexico
05:39	15 van OOSTROM E 2-Pts paint made (2 In)	24-14	+10	
05:14				Turnover
05:14	15 van OOSTROM E Player OUT ---->>			
05:14	9 GARNIER P Player IN <<----			
05:14				11 TORRES R. A Player OUT ---->>
05:14				12 MIRANDA CM Player IN <<----
04:57	4 HUITZING I 2-Pts made (2 In)	26-14	+12	
04:57	9 GARNIER P Assist			
04:57				Time out
04:42				7 ESTRADA BERNAL F Turnover
04:26	7 OOSTERBAAN R 2 Pts paint missed (2 Out)			
04:19				9 VAZQUEZ D. L Defensive Rebound
04:09				7 ESTRADA BERNAL F 2 Pts paint missed (2 Out)
04:07	7 OOSTERBAAN R Defensive Rebound			
04:03	11 KORVER C Offensive foul			
04:03	11 KORVER C Turnover			
04:03				5 RODRIGUEZ VELAZQU. Foul On
03:49		26-16	+10	12 MIRANDA CM 2-Pts made (2 In)
03:38	9 GARNIER P 2 Pts paint missed (2 Out)			
03:33				7 ESTRADA BERNAL F Defensive Rebound
03:33				7 ESTRADA BERNAL F Foul On
03:33	5 BOEKHOORN P Unsportmanlike foul			
03:33				7 ESTRADA BERNAL F Free Throw missed (1 Out)
03:33		26-17	+9	7 ESTRADA BERNAL F Free Throw made (1 In)
03:33	5 BOEKHOORN P Player OUT ---->>			
03:33	12 BRAAM S Player IN <<----			
03:21				12 MIRANDA CM 2-Pts missed (2 out)
03:21				Offensive Rebound
03:05		26-19	+7	12 MIRANDA CM 2-Pts paint made (2 In)
02:53	7 OOSTERBAAN R 2-Pts paint made (2 In)	28-19	+9	
02:51	11 KORVER C Assist			
02:39	4 HUITZING I Personal foul			
02:39				9 VAZQUEZ D. L Foul On
02:39				9 VAZQUEZ D. L Free Throw missed (1 Out)
02:39				9 VAZQUEZ D. L Free Throw missed (1 Out)
02:34				12 MIRANDA CM Offensive Rebound
02:27		28-21	+7	9 VAZQUEZ D. L 2-Pts paint made (2 In)
02:27				12 MIRANDA CM Assist
02:27	12 BRAAM S Personal foul			
02:27				9 VAZQUEZ D. L Foul On
02:27	12 BRAAM S Player OUT ---->>			
02:27	5 BOEKHOORN P Player IN <<----			



## PLAY BY PLAY

文字比分播报

NED 29 vs 26 MEX

Attendance: 2140

Game Time	NED - Netherlands	Score	Lead	MEX - Mexico
02:27		28-22	+6	9 VAZQUEZ D. L Free Throw made (1 In)
02:15	4 HUITZING I 2 Pts paint missed (2 Out)			
02:13				9 VAZQUEZ D. L Defensive Rebound
02:02		28-24	+4	9 VAZQUEZ D. L 2-Pts made (2 In)
02:02				12 MIRANDA CM Assist
02:02	Time out			
02:02	5 BOEKHOORN P Player OUT ---->>			
02:02	13 VAN BERGEN B Player IN <<----			
02:02	9 GARNIER P Player OUT ---->>			
02:02	14 VERSLOOT C Player IN <<----			
01:50	14 VERSLOOT C Turnover			
01:35				9 VAZQUEZ D. L 2 Pts paint missed (2 Out)
01:33	4 HUITZING I Defensive Rebound			
01:14	14 VERSLOOT C Foul On			
01:14				12 MIRANDA CM Personal foul
01:14	14 VERSLOOT C Free Throw missed (1 Out)			
01:14	14 VERSLOOT C Free Throw made (1 In)	29-24	+5	
00:59				5 RODRIGUEZ VELAZQU. 2 Pts paint missed (2 Out)
00:59				7 ESTRADA BERNAL F Offensive Rebound
00:59				7 ESTRADA BERNAL F Fast Break
00:59		29-26	+3	7 ESTRADA BERNAL F 2-Pts paint made (2 In)
00:46				7 ESTRADA BERNAL F Personal foul
00:46	14 VERSLOOT C Foul On			
00:42	14 VERSLOOT C 2 Pts paint missed (2 Out)			
00:40				7 ESTRADA BERNAL F Defensive Rebound
00:26				9 VAZQUEZ D. L 2 Pts paint missed (2 Out)
00:25				7 ESTRADA BERNAL F Offensive Rebound
00:25				7 ESTRADA BERNAL F 2 Pts paint missed (2 Out)
00:25	14 VERSLOOT C Defensive Rebound			
00:00	4 HUITZING I 2 Pts paint missed (2 Out)			



## PLAY BY PLAY

文字比分播报

NED 59 vs 46 MEX

Attendance: 2140

		Q1		Q2		Q3		Q4	
Scoring by 5 min intervals:	NED	7	18	24	29	35	41	48	59
	MEX	5	11	14	26	30	34	40	46

### FIRST QUARTER

#### Quarter Starters:

**NED** 4 HUITZING I      7 OOSTERBAAN R      11 KORVER C      13 VAN BERGEN B      14 VERSLOOT C  
**MEX** 4 VAZQUEZ SUAREZ C      6 TORRES LOPEZ R      9 VAZQUEZ D. L      10 CAMARA ARANGO R      15 GARCIA AMADOR W

Game Time	NED - Netherlands	Score	Lead	MEX - Mexico
10:00				4 VAZQUEZ SUAREZ C Player IN <<-----
10:00				6 TORRES LOPEZ R Player IN <<-----
10:00				9 VAZQUEZ D. L Player IN <<-----
10:00				10 CAMARA ARANGO R Player IN <<-----
10:00				15 GARCIA AMADOR W Player IN <<-----
10:00	4 HUITZING I Player IN <<-----			
10:00	7 OOSTERBAAN R Player IN <<-----			
10:00	11 KORVER C Player IN <<-----			
10:00	13 VAN BERGEN B Player IN <<-----			
10:00	14 VERSLOOT C Player IN <<-----			
10:00	4 HUITZING I Tap off won			6 TORRES LOPEZ R Tap off lost
09:43	4 HUITZING I 2 Pts paint missed (2 Out)			
09:39	14 VERSLOOT C Offensive Rebound			
09:39	14 VERSLOOT C 2 Pts paint missed (2 Out)			
09:36				10 CAMARA ARANGO R Defensive Rebound
09:18				15 GARCIA AMADOR W 2-Pts missed (2 out)
09:17	4 HUITZING I Defensive Rebound			
09:13	11 KORVER C 2 Pts paint missed (2 Out)			
09:10	11 KORVER C Offensive Rebound			
09:09	11 KORVER C 2 Pts paint missed (2 Out)			
09:06				9 VAZQUEZ D. L Defensive Rebound
08:47				4 VAZQUEZ SUAREZ C 2 Pts paint missed (2 Out)
08:46	4 HUITZING I Defensive Rebound			
08:26	7 OOSTERBAAN R 2 Pts paint missed (2 Out)			
08:24				9 VAZQUEZ D. L Defensive Rebound
08:09				9 VAZQUEZ D. L 2-Pts missed (2 out)
08:06				10 CAMARA ARANGO R Offensive Rebound
08:05				6 TORRES LOPEZ R Turnover
07:48	4 HUITZING I 2-Pts missed (2 out)			
07:46				6 TORRES LOPEZ R Defensive Rebound
07:30				9 VAZQUEZ D. L 2 Pts paint missed (2 Out)
07:28	13 VAN BERGEN B Defensive Rebound			
07:06	14 VERSLOOT C 2-Pts missed (2 out)			
07:04				6 TORRES LOPEZ R Defensive Rebound



## PLAY BY PLAY

文字比分播报

NED 59 vs 46 MEX

Attendance: 2140

Game Time	NED - Netherlands	Score	Lead	MEX - Mexico
06:53		0-2	-2	9 VAZQUEZ D. L 2-Pts paint made (2 In)
06:53	11 KORVER C Personal foul			
06:53				9 VAZQUEZ D. L Foul On
06:53	4 HUITZING I Turnover			
06:51		0-3	-3	9 VAZQUEZ D. L Free Throw made (1 In)
06:32	4 HUITZING I 2-Pts paint made (2 In)	2-3	-1	
06:32	14 VERSLOOT C Assist			
06:32				6 TORRES LOPEZ R Personal foul
06:32	4 HUITZING I Foul On			
06:32	4 HUITZING I Free Throw made (1 In)	3-3	0	
06:19				6 TORRES LOPEZ R Turnover
05:58	4 HUITZING I 2-Pts missed (2 out)			
05:56				15 GARCIA AMADOR W Defensive Rebound
05:56	7 OOSTERBAAN R Personal foul			
05:56				15 GARCIA AMADOR W Foul On
05:41		3-5	-2	9 VAZQUEZ D. L 2-Pts paint made (2 In)
05:31	11 KORVER C 2-Pts paint made (2 In)	5-5	0	
05:31	11 KORVER C Foul On			
05:31				15 GARCIA AMADOR W Personal foul
05:30	11 KORVER C Free Throw missed (1 Out)			
05:27	14 VERSLOOT C Offensive Rebound			
05:24	4 HUITZING I 2-Pts paint made (2 In)	7-5	+2	
05:22	14 VERSLOOT C Assist			
05:17				6 TORRES LOPEZ R Turnover
05:03	14 VERSLOOT C 2-Pts missed (2 out)			
05:03				Defensive Rebound
04:50				4 VAZQUEZ SUAREZ C Fast Break
04:48		7-7	0	4 VAZQUEZ SUAREZ C 2-Pts paint made (2 In)
04:29	4 HUITZING I 2-Pts paint made (2 In)	9-7	+2	
04:28	14 VERSLOOT C Assist			
04:18	4 HUITZING I Personal foul			
04:18				9 VAZQUEZ D. L Foul On
04:18	13 VAN BERGEN B Player OUT ---->>			
04:18	14 VERSLOOT C Player OUT ---->>			
04:18	6 VISSER J Player IN <<----			
04:18	15 van OOSTROM E Player IN <<----			
04:00		9-9	0	10 CAMARA ARANGO R 2-Pts paint made (2 In)
03:47	6 VISSER J Turnover			
03:47				6 TORRES LOPEZ R Steal
03:27				15 GARCIA AMADOR W 2 Pts paint missed (2 Out)
03:27	11 KORVER C Defensive Rebound			
03:27	Time out			



## PLAY BY PLAY

文字比分播报

NED 59 vs 46 MEX

Attendance: 2140

Game Time	NED - Netherlands	Score	Lead	MEX - Mexico
03:13	7 OOSTERBAAN R 2-Pts paint made (2 In)	11-9	+2	
03:13	7 OOSTERBAAN R Foul On			
03:13				10 CAMARA ARANGO R Personal foul
03:12	7 OOSTERBAAN R Free Throw missed (1 Out)			
03:11	15 van OOSTROM E Offensive Rebound			
03:11	15 van OOSTROM E 2-Pts paint made (2 In)	13-9	+4	
03:11	15 van OOSTROM E Foul On			
03:11				6 TORRES LOPEZ R Personal foul
03:11	15 van OOSTROM E Free Throw made (1 In)	14-9	+5	
02:56	15 van OOSTROM E Steal			
02:56				4 VAZQUEZ SUAREZ C Turnover
02:43	6 VISSER J 2 Pts paint missed (2 Out)			
02:40				9 VAZQUEZ D. L Defensive Rebound
02:22				9 VAZQUEZ D. L 3-Pts missed (3 Out)
02:21	15 van OOSTROM E Defensive Rebound			
02:05	15 van OOSTROM E 2-Pts missed (2 out)			
02:04				9 VAZQUEZ D. L Defensive Rebound
01:45		14-11	+3	6 TORRES LOPEZ R 2-Pts paint made (2 In)
01:43				9 VAZQUEZ D. L Assist
01:30	4 HUITZING I 2-Pts made (2 In)	16-11	+5	
01:09	11 KORVER C Steal			
01:09				10 CAMARA ARANGO R Turnover
01:02	15 van OOSTROM E 2 Pts paint missed (2 Out)			
00:58	4 HUITZING I Offensive Rebound			
00:46	15 van OOSTROM E 2-Pts paint made (2 In)	18-11	+7	
00:22				15 GARCIA AMADOR W 2 Pts paint missed (2 Out)
00:19	15 van OOSTROM E Defensive Rebound			
00:16	4 HUITZING I Blocked Shot			
00:00	4 HUITZING I 3-Pts missed (3 Out)			
00:00				9 VAZQUEZ D. L Defensive Rebound

## SECOND QUARTER

### Quarter Starters:

NED 4 HUITZING I                      5 BOEKHOORN P                      7 OOSTERBAAN R                      11 KORVER C                      15 van OOSTROM E  
MEX 5 RODRIGUEZ VELAZQU.                      7 ESTRADA BERNAL F                      11 TORRES R. A                      15 GARCIA AMADOR W                      9 VAZQUEZ D. L

Game Time	NED - Netherlands	Score	Lead	MEX - Mexico
10:00				5 RODRIGUEZ VELAZQU. Player IN <<-----
10:00				7 ESTRADA BERNAL F Player IN <<-----
10:00				11 TORRES R. A Player IN <<-----
10:00				15 GARCIA AMADOR W Player IN <<-----
10:00	4 HUITZING I Player IN <<-----			
10:00	5 BOEKHOORN P Player IN <<-----			



## PLAY BY PLAY

文字比分播报

NED 59 vs 46 MEX

Attendance: 2140

Game Time	NED - Netherlands	Score	Lead	MEX - Mexico
10:00	7 OOSTERBAAN R Player IN <<----			
10:00	11 KORVER C Player IN <<----			
10:00	15 van OOSTROM E Player IN <<----			
10:00				9 VAZQUEZ D. L Player IN <<----
08:58				Tap off situation, throw-in
08:58				11 TORRES R. A 2-Pts missed (2 out)
09:22				9 VAZQUEZ D. L Offensive Rebound
09:22				9 VAZQUEZ D. L 2-Pts missed (2 out)
09:22	7 OOSTERBAAN R Defensive Rebound			
08:53	4 HUITZING I 2-Pts made (2 In)	20-11	+9	
08:53				7 ESTRADA BERNAL F 2 Pts paint missed (2 Out)
08:53				7 ESTRADA BERNAL F Offensive Rebound
08:51				7 ESTRADA BERNAL F Foul On
08:47	15 van OOSTROM E Personal foul			
08:30				15 GARCIA AMADOR W 2-Pts missed (2 out)
08:27				5 RODRIGUEZ VELAZQU. Offensive Rebound
08:17				11 TORRES R. A 2 Pts paint missed (2 Out)
08:17				Offensive Rebound
08:08		20-14	+6	9 VAZQUEZ D. L 3-Pts made (3 In)
07:49	11 KORVER C 2-Pts missed (2 out)			
07:47				5 RODRIGUEZ VELAZQU. Defensive Rebound
07:46				9 VAZQUEZ D. L Turnover
07:30	15 van OOSTROM E 2-Pts missed (2 out)			
07:27				9 VAZQUEZ D. L Defensive Rebound
07:05				9 VAZQUEZ D. L 3-Pts missed (3 Out)
06:59	15 van OOSTROM E Defensive Rebound			
06:51	4 HUITZING I 2-Pts missed (2 out)			
06:49				9 VAZQUEZ D. L Defensive Rebound
06:40				9 VAZQUEZ D. L 2-Pts missed (2 out)
06:37				9 VAZQUEZ D. L Offensive Rebound
06:35				9 VAZQUEZ D. L 2-Pts missed (2 out)
06:31	15 van OOSTROM E Defensive Rebound			
06:27	4 HUITZING I Blocked Shot			
06:16	15 van OOSTROM E 2-Pts paint made (2 In)	22-14	+8	
06:16	4 HUITZING I Assist			
06:10	7 OOSTERBAAN R Personal foul			
06:10				9 VAZQUEZ D. L Foul On
05:58	15 van OOSTROM E Personal foul			
05:58				7 ESTRADA BERNAL F Foul On
05:47	15 van OOSTROM E Steal			
05:47				11 TORRES R. A Turnover
05:41	15 van OOSTROM E Fast Break			





## PLAY BY PLAY

文字比分播报

NED 59 vs 46 MEX

Attendance: 2140

Game Time	NED - Netherlands	Score	Lead	MEX - Mexico
05:39	15 van OOSTROM E 2-Pts paint made (2 In)	24-14	+10	
05:14				Turnover
05:14	15 van OOSTROM E Player OUT ---->>			
05:14	9 GARNIER P Player IN <<----			
05:14				11 TORRES R. A Player OUT ---->>
05:14				12 MIRANDA CM Player IN <<----
04:57	4 HUITZING I 2-Pts made (2 In)	26-14	+12	
04:57	9 GARNIER P Assist			
04:57				Time out
04:42				7 ESTRADA BERNAL F Turnover
04:26	7 OOSTERBAAN R 2 Pts paint missed (2 Out)			
04:19				9 VAZQUEZ D. L Defensive Rebound
04:09				7 ESTRADA BERNAL F 2 Pts paint missed (2 Out)
04:07	7 OOSTERBAAN R Defensive Rebound			
04:03	11 KORVER C Offensive foul			
04:03	11 KORVER C Turnover			
04:03				5 RODRIGUEZ VELAZQU. Foul On
03:49		26-16	+10	12 MIRANDA CM 2-Pts made (2 In)
03:38	9 GARNIER P 2 Pts paint missed (2 Out)			
03:33				7 ESTRADA BERNAL F Defensive Rebound
03:33				7 ESTRADA BERNAL F Foul On
03:33	5 BOEKHOORN P Unsportmanlike foul			
03:33				7 ESTRADA BERNAL F Free Throw missed (1 Out)
03:33		26-17	+9	7 ESTRADA BERNAL F Free Throw made (1 In)
03:33	5 BOEKHOORN P Player OUT ---->>			
03:33	12 BRAAM S Player IN <<----			
03:21				12 MIRANDA CM 2-Pts missed (2 out)
03:21				Offensive Rebound
03:05		26-19	+7	12 MIRANDA CM 2-Pts paint made (2 In)
02:53	7 OOSTERBAAN R 2-Pts paint made (2 In)	28-19	+9	
02:51	11 KORVER C Assist			
02:39	4 HUITZING I Personal foul			
02:39				9 VAZQUEZ D. L Foul On
02:39				9 VAZQUEZ D. L Free Throw missed (1 Out)
02:39				9 VAZQUEZ D. L Free Throw missed (1 Out)
02:34				12 MIRANDA CM Offensive Rebound
02:27		28-21	+7	9 VAZQUEZ D. L 2-Pts paint made (2 In)
02:27				12 MIRANDA CM Assist
02:27	12 BRAAM S Personal foul			
02:27				9 VAZQUEZ D. L Foul On
02:27	12 BRAAM S Player OUT ---->>			
02:27	5 BOEKHOORN P Player IN <<----			



## PLAY BY PLAY

文字比分播报

NED 59 vs 46 MEX

Attendance: 2140

Game Time	NED - Netherlands	Score	Lead	MEX - Mexico
02:27		28-22	+6	9 VAZQUEZ D. L Free Throw made (1 In)
02:15	4 HUITZING I 2 Pts paint missed (2 Out)			
02:13				9 VAZQUEZ D. L Defensive Rebound
02:02		28-24	+4	9 VAZQUEZ D. L 2-Pts made (2 In)
02:02				12 MIRANDA CM Assist
02:02	Time out			
02:02	5 BOEKHOORN P Player OUT ---->>			
02:02	13 VAN BERGEN B Player IN <<----			
02:02	9 GARNIER P Player OUT ---->>			
02:02	14 VERSLOOT C Player IN <<----			
01:50	14 VERSLOOT C Turnover			
01:35				9 VAZQUEZ D. L 2 Pts paint missed (2 Out)
01:33	4 HUITZING I Defensive Rebound			
01:14	14 VERSLOOT C Foul On			
01:14				12 MIRANDA CM Personal foul
01:14	14 VERSLOOT C Free Throw missed (1 Out)			
01:14	14 VERSLOOT C Free Throw made (1 In)	29-24	+5	
00:59				5 RODRIGUEZ VELAZQU. 2 Pts paint missed (2 Out)
00:59				7 ESTRADA BERNAL F Offensive Rebound
00:59				7 ESTRADA BERNAL F Fast Break
00:59		29-26	+3	7 ESTRADA BERNAL F 2-Pts paint made (2 In)
00:46				7 ESTRADA BERNAL F Personal foul
00:46	14 VERSLOOT C Foul On			
00:42	14 VERSLOOT C 2 Pts paint missed (2 Out)			
00:40				7 ESTRADA BERNAL F Defensive Rebound
00:26				9 VAZQUEZ D. L 2 Pts paint missed (2 Out)
00:25				7 ESTRADA BERNAL F Offensive Rebound
00:25				7 ESTRADA BERNAL F 2 Pts paint missed (2 Out)
00:25	14 VERSLOOT C Defensive Rebound			
00:00	4 HUITZING I 2 Pts paint missed (2 Out)			

### THIRD QUARTER

#### Quarter Starters:

NED 4 HUITZING I                      7 OOSTERBAAN R                      13 VAN BERGEN B                      14 VERSLOOT C                      11 KORVER C  
MEX 5 RODRIGUEZ VELAZQU.   7 ESTRADA BERNAL F                      9 VAZQUEZ D. L                      12 MIRANDA CM                      15 GARCIA AMADOR W

Game Time	NED - Netherlands	Score	Lead	MEX - Mexico
10:00	4 HUITZING I Player IN <<----			
10:00	7 OOSTERBAAN R Player IN <<----			
10:00	13 VAN BERGEN B Player IN <<----			
10:00	14 VERSLOOT C Player IN <<----			
10:00	11 KORVER C Player IN <<----			
10:00				5 RODRIGUEZ VELAZQU. Player IN <<----



## PLAY BY PLAY

文字比分播报

NED 59 vs 46 MEX

Attendance: 2140

Game Time	NED - Netherlands	Score	Lead	MEX - Mexico
10:00				7 ESTRADA BERNAL F Player IN <<----
10:00				9 VAZQUEZ D. L Player IN <<----
10:00				12 MIRANDA CM Player IN <<----
10:00				15 GARCIA AMADOR W Player IN <<----
00:35				Tap off situation, throw-in
09:45		29-28	+1	12 MIRANDA CM 2-Pts made (2 In)
09:33	4 HUITZING I Foul On			
09:33				7 ESTRADA BERNAL F Personal foul
09:25	11 KORVER C 2-Pts missed (2 out)			
09:22				15 GARCIA AMADOR W Defensive Rebound
09:11				5 RODRIGUEZ VELAZQU. 2 Pts paint missed (2 Out)
09:11	14 VERSLOOT C Defensive Rebound			
08:53	4 HUITZING I 2-Pts missed (2 out)			
08:51				5 RODRIGUEZ VELAZQU. Defensive Rebound
08:38	4 HUITZING I Player OUT ---->>			
08:38	15 van OOSTROM E Player IN <<----			
08:31				9 VAZQUEZ D. L 3-Pts missed (3 Out)
08:29	15 van OOSTROM E Defensive Rebound			
08:09	14 VERSLOOT C 2-Pts missed (2 out)			
08:04	11 KORVER C Offensive Rebound			
08:04	11 KORVER C 2 Pts paint missed (2 Out)			
08:01	15 van OOSTROM E Offensive Rebound			
08:01	15 van OOSTROM E 2-Pts paint made (2 In)	31-28	+3	
07:51	15 van OOSTROM E Personal foul			
07:51				15 GARCIA AMADOR W Foul On
07:51				7 ESTRADA BERNAL F Player OUT ---->>
07:51				5 RODRIGUEZ VELAZQU. Player OUT ---->>
07:51				4 VAZQUEZ SUAREZ C Player IN <<----
07:51				6 TORRES LOPEZ R Player IN <<----
07:38		31-30	+1	9 VAZQUEZ D. L 2-Pts made (2 In)
07:20	11 KORVER C 2 Pts paint missed (2 Out)			
07:18	15 van OOSTROM E Offensive Rebound			
07:18	15 van OOSTROM E 2 Pts paint missed (2 Out)			
07:16				6 TORRES LOPEZ R Defensive Rebound
07:06				15 GARCIA AMADOR W Turnover
06:49	15 van OOSTROM E 2 Pts paint missed (2 Out)			
06:46				9 VAZQUEZ D. L Defensive Rebound
06:40	14 VERSLOOT C Steal			
06:40				9 VAZQUEZ D. L Turnover
06:32	14 VERSLOOT C 2 Pts paint missed (2 Out)			
06:30				9 VAZQUEZ D. L Defensive Rebound
06:10				6 TORRES LOPEZ R 2 Pts paint missed (2 Out)



## PLAY BY PLAY

文字比分播报

NED 59 vs 46 MEX

Attendance: 2140

Game Time	NED - Netherlands	Score	Lead	MEX - Mexico
06:08	15 van OOSTROM E Defensive Rebound			
05:58	14 VERSLOOT C 2 Pts paint missed (2 Out)			
05:56	15 van OOSTROM E Offensive Rebound			
05:56	15 van OOSTROM E 2-Pts paint made (2 In)	33-30	+3	
05:54				9 VAZQUEZ D. L Player OUT ---->>
05:54				7 ESTRADA BERNAL F Player IN <<----
05:54				12 MIRANDA CM Player OUT ---->>
05:54				10 CAMARA ARANGO R Player IN <<----
05:40				15 GARCIA AMADOR W 2 Pts paint missed (2 Out)
05:38	11 KORVER C Defensive Rebound			
05:23	7 OOSTERBAAN R 2-Pts missed (2 out)			
05:21				6 TORRES LOPEZ R Defensive Rebound
05:17	11 KORVER C Steal			
05:17				6 TORRES LOPEZ R Turnover
05:12	11 KORVER C 2 Pts paint missed (2 Out)			
05:12	14 VERSLOOT C Fast Break			
05:12	14 VERSLOOT C Offensive Rebound			
05:12	14 VERSLOOT C 2-Pts paint made (2 In)	35-30	+5	
05:12				Time out
05:03				6 TORRES LOPEZ R Turnover
05:03	11 KORVER C Steal			
04:58	7 OOSTERBAAN R 2 Pts paint missed (2 Out)			
04:56	15 van OOSTROM E Offensive Rebound			
04:56	15 van OOSTROM E 2-Pts paint made (2 In)	37-30	+7	
04:48	7 OOSTERBAAN R Personal foul			
04:48				4 VAZQUEZ SUAREZ C Foul On
04:48				6 TORRES LOPEZ R Player OUT ---->>
04:48				4 VAZQUEZ SUAREZ C Player OUT ---->>
04:48				10 CAMARA ARANGO R Player OUT ---->>
04:48				5 RODRIGUEZ VELAZQU. Player IN <<----
04:48				9 VAZQUEZ D. L Player IN <<----
04:48				11 TORRES R. A Player IN <<----
04:32		37-32	+5	5 RODRIGUEZ VELAZQU. 2-Pts paint made (2 In)
04:30				15 GARCIA AMADOR W Assist
04:08	11 KORVER C 2-Pts missed (2 out)			
04:05	14 VERSLOOT C Offensive Rebound			
04:05	14 VERSLOOT C 2 Pts paint missed (2 Out)			
04:02	7 OOSTERBAAN R Offensive Rebound			
04:02	7 OOSTERBAAN R 2 Pts paint missed (2 Out)			
04:00				5 RODRIGUEZ VELAZQU. Defensive Rebound
03:43		37-34	+3	11 TORRES R. A 2-Pts paint made (2 In)
03:40				9 VAZQUEZ D. L Assist



## PLAY BY PLAY

文字比分播报

NED 59 vs 46 MEX

Attendance: 2140

Game Time	NED - Netherlands	Score	Lead	MEX - Mexico
03:27	13 VAN BERGEN B Turnover			
03:27				7 ESTRADA BERNAL F Player OUT ---->>
03:27				6 TORRES LOPEZ R Player IN <<----
03:07				6 TORRES LOPEZ R 3-Pts missed (3 Out)
03:07	Defensive Rebound			
03:07	13 VAN BERGEN B Player OUT ---->>			
03:07	8 PIETERSE F Player IN <<----			
02:47	15 van OOSTROM E 2-Pts paint made (2 In)	39-34	+5	
02:34				5 RODRIGUEZ VELAZQU. Turnover
02:18	15 van OOSTROM E 2-Pts missed (2 out)			
02:12				9 VAZQUEZ D. L Defensive Rebound
02:08				9 VAZQUEZ D. L Turnover
01:54	15 van OOSTROM E 2-Pts paint made (2 In)	41-34	+7	
01:52	7 OOSTERBAAN R Assist			
01:32	7 OOSTERBAAN R Steal			
01:32				11 TORRES R. A Turnover
01:21				11 TORRES R. A Player OUT ---->>
01:21				12 MIRANDA CM Player IN <<----
01:10	11 KORVER C 2-Pts missed (2 out)			
01:04				12 MIRANDA CM Defensive Rebound
00:56	8 PIETERSE F Steal			
00:56				9 VAZQUEZ D. L Turnover
00:40	15 van OOSTROM E 2 Pts paint missed (2 Out)			
00:36				12 MIRANDA CM Defensive Rebound
00:32	15 van OOSTROM E Personal foul			
00:32				12 MIRANDA CM Foul On
00:32				6 TORRES LOPEZ R Player OUT ---->>
00:32				7 ESTRADA BERNAL F Player IN <<----
00:32	15 van OOSTROM E Player OUT ---->>			
00:32	9 GARNIER P Player IN <<----			
00:10				12 MIRANDA CM Turnover
00:10	11 KORVER C Steal			
00:06	14 VERSLOOT C Foul On			
00:06				15 GARCIA AMADOR W Personal foul
00:06	14 VERSLOOT C Free Throw missed (1 Out)			
00:06	14 VERSLOOT C Free Throw missed (1 Out)			
00:00				9 VAZQUEZ D. L Defensive Rebound

### FOURTH QUARTER

#### Quarter Starters:

NED

MEX



## PLAY BY PLAY

文字比分播报

NED 59 vs 46 MEX

Attendance: 2140

Game Time	NED - Netherlands	Score	Lead	MEX - Mexico
10:00				5 RODRIGUEZ VELAZQU. Player IN <<-----
10:00				7 ESTRADA BERNAL F Player IN <<-----
10:00				9 VAZQUEZ D. L Player IN <<-----
10:00				12 MIRANDA CM Player IN <<-----
10:00				15 GARCIA AMADOR W Player IN <<-----
10:00	7 OOSTERBAAN R Player IN <<-----			
10:00	8 PIETERSE F Player IN <<-----			
10:00	9 GARNIER P Player IN <<-----			
10:00	11 KORVER C Player IN <<-----			
10:00	14 VERSLOOT C Player IN <<-----			
09:55	Tap off situation, throw-in			
09:38	9 GARNIER P 2 Pts paint missed (2 Out)			
09:36				5 RODRIGUEZ VELAZQU. Defensive Rebound
09:13				9 VAZQUEZ D. L 3-Pts missed (3 Out)
09:13	Defensive Rebound			
08:53	14 VERSLOOT C 2 Pts paint missed (2 Out)			
08:46	9 GARNIER P Offensive Rebound			
08:46	9 GARNIER P 2 Pts paint missed (2 Out)			
08:44	11 KORVER C Offensive Rebound			
08:39				9 VAZQUEZ D. L Blocked Shot
08:29	14 VERSLOOT C 2-Pts missed (2 out)			
08:27				7 ESTRADA BERNAL F Defensive Rebound
08:25				7 ESTRADA BERNAL F Turnover
08:25	9 GARNIER P Steal			
08:25				7 ESTRADA BERNAL F Personal foul
08:25	14 VERSLOOT C Foul On			
08:25				5 RODRIGUEZ VELAZQU. Player OUT ----->>
08:25				7 ESTRADA BERNAL F Player OUT ----->>
08:25				4 VAZQUEZ SUAREZ C Player IN <<-----
08:25				6 TORRES LOPEZ R Player IN <<-----
08:25	14 VERSLOOT C Free Throw missed (1 Out)			
08:25	14 VERSLOOT C Free Throw missed (1 Out)			
08:22				9 VAZQUEZ D. L Defensive Rebound
08:00		41-36	+5	9 VAZQUEZ D. L 2-Pts paint made (2 In)
07:59				12 MIRANDA CM Assist
07:44	9 GARNIER P 2 Pts paint missed (2 Out)			
07:42				6 TORRES LOPEZ R Defensive Rebound
07:21		41-38	+3	6 TORRES LOPEZ R 2-Pts paint made (2 In)
07:21	Time out			
07:21	9 GARNIER P Player OUT ----->>			
07:21	4 HUITZING I Player IN <<-----			
06:56	4 HUITZING I 2 Pts paint missed (2 Out)			



## PLAY BY PLAY

文字比分播报

NED 59 vs 46 MEX

Attendance: 2140

Game Time	NED - Netherlands	Score	Lead	MEX - Mexico
06:53				15 GARCIA AMADOR W Defensive Rebound
06:46	7 OOSTERBAAN R Steal			
06:46				6 TORRES LOPEZ R Turnover
06:42	8 PIETERSE F 2 Pts paint missed (2 Out)			
06:42				9 VAZQUEZ D. L Personal foul
06:42	14 VERSLOOT C Foul On			
06:42	Offensive Rebound			
06:35	4 HUITZING I 2-Pts paint made (2 In)	43-38	+5	
06:33	14 VERSLOOT C Assist			
06:18	4 HUITZING I Steal			
06:18				12 MIRANDA CM Turnover
06:08	11 KORVER C 2-Pts paint made (2 In)	45-38	+7	
06:08	11 KORVER C Foul On			
06:08				12 MIRANDA CM Personal foul
06:08	11 KORVER C Free Throw made (1 In)	46-38	+8	
06:08				Time out
05:50		46-40	+6	9 VAZQUEZ D. L 2-Pts paint made (2 In)
05:31				12 MIRANDA CM Personal foul
05:31	11 KORVER C Foul On			
05:31	11 KORVER C Free Throw made (1 In)	47-40	+7	
05:31	11 KORVER C Free Throw made (1 In)	48-40	+8	
05:00				12 MIRANDA CM 2 Pts paint missed (2 Out)
04:58				6 TORRES LOPEZ R Offensive Rebound
04:57				6 TORRES LOPEZ R 2 Pts paint missed (2 Out)
04:56	Defensive Rebound			
04:39	8 PIETERSE F 2 Pts paint missed (2 Out)			
04:37				9 VAZQUEZ D. L Defensive Rebound
04:25				4 VAZQUEZ SUAREZ C Turnover
04:25	11 KORVER C Steal			
03:56	4 HUITZING I 2-Pts made (2 In)	50-40	+10	
03:43				4 VAZQUEZ SUAREZ C 2 Pts paint missed (2 Out)
03:41	14 VERSLOOT C Defensive Rebound			
03:28	4 HUITZING I 2 Pts paint missed (2 Out)			
03:27	4 HUITZING I Offensive Rebound			
03:20	Turnover			
03:04				9 VAZQUEZ D. L 3-Pts missed (3 Out)
03:03	8 PIETERSE F Defensive Rebound			
02:47	4 HUITZING I 2-Pts paint made (2 In)	52-40	+12	
02:44	7 OOSTERBAAN R Assist			
02:24				9 VAZQUEZ D. L Fast Break
02:26		52-42	+10	9 VAZQUEZ D. L 2-Pts paint made (2 In)
02:09	8 PIETERSE F 2 Pts paint missed (2 Out)			



## PLAY BY PLAY

文字比分播报

NED 59 vs 46 MEX

Attendance: 2140

Game Time	NED - Netherlands	Score	Lead	MEX - Mexico
02:06	7 OOSTERBAAN R Offensive Rebound			
02:06	7 OOSTERBAAN R 2-Pts paint made (2 In)	54-42	+12	
01:37				9 VAZQUEZ D. L 3-Pts missed (3 Out)
01:36	4 HUITZING I Defensive Rebound			
01:16	11 KORVER C 2-Pts missed (2 out)			
01:15	7 OOSTERBAAN R Offensive Rebound			
01:13	11 KORVER C 3-Pts missed (3 Out)			
01:10				Defensive Rebound
00:58	14 VERSLOOT C Personal foul			
00:58				9 VAZQUEZ D. L Foul On
00:49				12 MIRANDA CM 3-Pts missed (3 Out)
00:47	4 HUITZING I Defensive Rebound			
00:43	14 VERSLOOT C Fast Break			
00:42	14 VERSLOOT C 2-Pts paint made (2 In)	56-42	+14	
00:32				12 MIRANDA CM Foul On
00:32	14 VERSLOOT C Personal foul			
00:32	11 KORVER C Player OUT ---->>			
00:32	7 OOSTERBAAN R Player OUT ---->>			
00:32	8 PIETERSE F Player OUT ---->>			
00:32	5 BOEKHOORN P Player IN <<----			
00:32	6 VISSER J Player IN <<----			
00:32	15 van OOSTROM E Player IN <<----			
00:32		56-43	+13	12 MIRANDA CM Free Throw made (1 In)
00:32		56-44	+12	12 MIRANDA CM Free Throw made (1 In)
00:32	Time out			
00:28				9 VAZQUEZ D. L Personal foul
00:28	4 HUITZING I Foul On			
00:28	4 HUITZING I Free Throw made (1 In)	57-44	+13	
00:25	4 HUITZING I Free Throw missed (1 Out)			
00:21				4 VAZQUEZ SUAREZ C Defensive Rebound
00:15		57-46	+11	12 MIRANDA CM 2-Pts made (2 In)
00:14	15 van OOSTROM E Foul On			
00:14				6 TORRES LOPEZ R Personal foul
00:14	15 van OOSTROM E Free Throw made (1 In)	58-46	+12	
00:14	15 van OOSTROM E Free Throw made (1 In)	59-46	+13	
00:00				15 GARCIA AMADOR W 3-Pts missed (3 Out)
00:00	15 van OOSTROM E Defensive Rebound			





## RESULTS

比赛成绩

### NED 29 vs 26 MEX

Attendance: 2140

Referee: WELLS Matthew Brian (AUS)

Commissioner: KERR Trevor Andrew (CAN)

Umpires: PURSGLOVE Ian Robert (GBR); KANNO Eisuke (JPN)

Classifier:

		Q1		Q2	
Scoring by 5 min intervals:	NED	7	18	24	29
	MEX	5	11	14	26

#### NED - NETHERLANDS

No.	Name	Sport Class	MIN	Field Goals		2 Points		3 Points		Free Throws		Rebounds			AS	TO	ST	BS	PF	FO	PTS
				M/A	%	M/A	%	M/A	%	M/A	%	OR	DR	TOT							
*4	HUITZING Inge	4.5	20:00	6/13	46	6/12	50	0/1	0	1/1	100	1	3	4	1	1		2	2	1	13
*7	OOSTERBAAN Roos	1.5	20:00	2/4	50	2/4	50			0/1	0		2	2					2	1	4
*11	KORVER Cher	2.5	20:00	1/4	25	1/4	25			0/1	0	1	1	2	1	1	1		2	1	2
*13	VAN BERGEN Barbara	2.0	07:44										1	1							0
*14	VERSLOOT Carina	3.0	07:44	0/4	0	0/4	0			1/2	50	2	1	3	3	1				2	1
5	BOEKHOORN Patries	1.0	06:52															1			0
6	VISSER Jitske	1.0	04:18	0/1	0	0/1	0									1					0
8	PIETERSE Fleur	2.5	00:00																		0
9	GARNIER Petra (C)	4.5	03:12	0/1	0	0/1	0							1							0
10	RAMAEKERS Brenda	4.5	00:00																		0
12	BRAAM Sandra	1.0	01:06																1		0
15	van OOSTROM Elsbeth	4.5	09:04	4/7	57	4/7	57			1/1	100	1	4	5			2		2	1	9
Team/Coach																					
<b>Totals</b>				13/34	38	13/33	39	0/1	0	3/6	50	5	12	17	6	4	3	2	10	6	29
<b>Coach</b>		LANSINK ROTGERINK Yvonne																			
<b>Assistant Coach</b>		van de BUNTE Kees																			

#### MEX - MEXICO

No.	Name	Sport Class	MIN	Field Goals		2 Points		3 Points		Free Throws		Rebounds			AS	TO	ST	BS	PF	FO	PTS	
				M/A	%	M/A	%	M/A	%	M/A	%	OR	DR	TOT								
*4	VAZQUEZ SUAREZ Cecilia	2.5	10:00	1/2	50	1/2	50								1						2	
*6	TORRES LOPEZ Rocio	3.5	10:00	1/1	100	1/1	100						2	2		3	1		2		2	
*9	VAZQUEZ D. L (C)	4.0	20:00	5/14	36	4/11	36	1/3	33	2/4	50	2	9	11	1	1			5		13	
*10	CAMARA ARANGO Rosa	3.0	10:00	1/1	100	1/1	100					1	1	2	1				1		2	
*15	GARCIA AMADOR Wendy	1.0	20:00	0/4	0	0/4	0						1	1					1	1	0	
5	RODRIGUEZ VELAZQU.	2.0	10:00	0/1	0	0/1	0					1	1	2						1	0	
7	ESTRADA BERNAL Floralia	4.0	10:00	1/4	25	1/4	25			1/2	50	3	2	5	1				1	3	3	
8	PEREZ PACHECO Anaisa	2.5	00:00																		0	
11	TORRES RODRIGUEZ Alma	3.0	04:46	0/2	0	0/2	0								1						0	
12	MIRANDA Claudia Magali	3.0	05:14	2/3	67	2/3	67					1	1	2					1		4	
13	GUZMAN ACOSTA Rubicela	3.0	00:00																		0	
14	VERA Rosa Herlinda	2.0	00:00																		0	
Team/Coach																						
<b>Totals</b>				11/32	34	10/29	34	1/3	33	3/6	50	10	17	27	3	9	1			6	10	26
<b>Coach</b>		DAVILA Aaron																				
<b>Assistant Coach</b>		PIMENTEL Rene																				

	NED	MEX
Points from Turnovers	4	3
Points in the Paint	20	16
Second Chance Points	6	15
Fast Break Points	2	4

	NED	MEX
Biggest Lead	12	3
Biggest Scoring Run	6-0(20-11)	5-0(26-19)
Lead Changes	1	
Times Tied	4	

#### Legend:

%	Shooting Percentage	(C)	Captain	*	Starters	AS	Assists
BS	Blocked Shots	DR	Defensive Rebounds	FO	Fouls On	M/A	Made/Attempts
MIN	Minutes Played	OR	Offensive Rebounds	PF	Fouls	PTS	Points
Qx	Quarter Time	ST	Steals	TO	Turnovers	TOT	Total Rebounds



## RESULTS

比赛成绩

### NED 59 vs 46 MEX

Attendance: 2140

Referee: WELLS Matthew Brian (AUS)

Commissioner: KERR Trevor Andrew (CAN)

Umpires: PURSGLOVE Ian Robert (GBR); KANNO Eisuke (JPN)

Classifier:

		Q1		Q2		Q3		Q4	
Scoring by 5 min intervals:	NED	7	18	24	29	35	41	48	59
	MEX	5	11	14	26	30	34	40	46

#### NED - NETHERLANDS

No.	Name	Sport Class	MIN	Field Goals		2 Points		3 Points		Free Throws		Rebounds			AS	TO	ST	BS	PF	FO	PTS
				M/A	%	M/A	%	M/A	%	M/A	%	OR	DR	TOT							
*4	HUITZING Inge	4.5	28:43	9/19	47	9/18	50	0/1	0	2/3	67	2	5	7	1	1	1	2	2	3	20
*7	OOSTERBAAN Roos	1.5	39:28	3/8	38	3/8	38			0/1	0	3	2	5	2		2		3	1	6
*11	KORVER Cher	2.5	39:28	2/13	15	2/12	17	0/1	0	3/4	75	3	2	5	1	1	5		2	3	7
*13	VAN BERGEN Barbara	2.0	14:37										1	1		1					0
*14	VERSLOOT Carina	3.0	27:44	2/12	17	2/12	17			1/6	17	4	3	7	4	1	1		2	5	5
5	BOEKHOORN Patries	1.0	07:24															1			0
6	VISSER Jitske	1.0	04:50	0/1	0	0/1	0									1					0
8	PIETERSE Fleur	2.5	12:35	0/3	0	0/3	0						1	1			1				0
9	GARNIER Petra (C)	4.5	06:23	0/4	0	0/4	0					1		1	1		1				0
10	RAMAEKERS Brenda	4.5	00:00																		0
12	BRAAM Sandra	1.0	01:06																1		0
15	van OOSTROM Elsbeth	4.5	17:42	9/16	56	9/16	56			3/3	100	5	7	12			2		4	2	21
Team/Coach															1						
<b>Totals</b>				25/76	33	25/74	34	0/2	0	9/17	53	19	24	43	9	6	13	2	15	14	59
<b>Coach</b>		LANSINK ROTGERINK Yvonne																			
<b>Assistant Coach</b>		van de BUNTE Kees																			

#### MEX - MEXICO

No.	Name	Sport Class	MIN	Field Goals		2 Points		3 Points		Free Throws		Rebounds			AS	TO	ST	BS	PF	FO	PTS
				M/A	%	M/A	%	M/A	%	M/A	%	OR	DR	TOT							
*4	VAZQUEZ SUAREZ Cecilia	2.5	21:28	1/3	33	1/3	33						1	1		2				1	2
*6	TORRES LOPEZ Rocio	3.5	24:23	2/5	40	2/4	50	0/1	0			1	5	6		6	1		3		4
*9	VAZQUEZ D. L (C)	4.0	38:54	9/22	41	8/15	53	1/7	14	2/4	50	2	15	17	2	4		1	2	6	21
*10	CAMARA ARANGO Rosa	3.0	11:06	1/1	100	1/1	100					1	1	2		1			1		2
*15	GARCIA AMADOR Wendy	1.0	40:00	0/6	0	0/5	0	0/1	0				3	3	1	1			2	2	0
5	RODRIGUEZ VELAZQU.	2.0	18:32	1/3	33	1/3	33					1	4	5		1				1	2
7	ESTRADA BERNAL Floralia	4.0	16:43	1/4	25	1/4	25			1/2	50	3	3	6		2			3	3	3
8	PEREZ PACHECO Anaisa	2.5	00:00																		0
11	TORRES RODRIGUEZ Alma	3.0	08:13	1/3	33	1/3	33									2					2
12	MIRANDA Claudia Magali	3.0	20:41	4/7	57	4/6	67	0/1	0	2/2	100	1	2	3	3	2			3	2	10
13	GUZMAN ACOSTA Rubicela	3.0	00:00																		0
14	VERA Rosa Herlinda	2.0	00:00																		0
Team/Coach															1						
<b>Totals</b>				20/54	37	19/44	43	1/10	10	5/8	63	11	36	47	6	22	1	1	14	15	46
<b>Coach</b>		DAVILA Aaron																			
<b>Assistant Coach</b>		PIMENTEL Rene																			

	NED	MEX
Points from Turnovers	16	3
Points in the Paint	42	28
Second Chance Points	20	15
Fast Break Points	6	6

	NED	MEX
Biggest Lead	14	3
Biggest Scoring Run	6-0(20-11)	5-0(26-19)
Lead Changes	1	
Times Tied	4	

#### Legend:

%	Shooting Percentage	(C)	Captain	*	Starters	AS	Assists
BS	Blocked Shots	DR	Defensive Rebounds	FO	Fouls On	M/A	Made/Attempts
MIN	Minutes Played	OR	Offensive Rebounds	OTx	Overtime	PF	Fouls
PTS	Points	Qx	Quarter Time	ST	Steals	TO	Turnovers
TOT	Total Rebounds						



## START LIST

首发名单

### CHN - JPN

**Referee:** GAUTHIER Sebastien (CAN)  
**Umpires:** PURSGLOVE Ian Robert (GBR); HO Shuet Mei (SIN)

**Commissioner:** KERR Trevor Andrew (CAN)  
**Classifier:**

#### CHN - China

No.	Name	Pos	Age	Sport Class	Current Games Statistics						
					PPG	FG%	3FG%	FT%	RPG	APG	MPG (GP)
4	ZHANG Santao (C)	C	41	4.0	0.0						00:00 (0)
5	GU Li	C	26	4.5	0.0						00:00 (0)
6	HAO Wenhua	C	19	4.0	0.0						00:00 (0)
7	FU Yongqing	C	28	4.0	0.0						00:00 (0)
8	YANG Chao	C	22	4.0	0.0						00:00 (0)
9	PENG Fengling	F	23	4.0	0.0						00:00 (0)
10	CHEN Damei	F	21	3.0	0.0						00:00 (0)
11	CHEN Qjurong	G	25	1.0	0.0						00:00 (0)
12	LIU Mihuan	G	25	1.5	0.0						00:00 (0)
13	LI Yanhua	G	25	1.5	0.0						00:00 (0)
14	CAO Qiuping	F	29	3.0	0.0						00:00 (0)
15	ZHENG Donghuai	F	26	2.5	0.0						00:00 (0)
Team			25.8		0.0						
<b>Coach</b>		LIU Tiehua									
<b>Assistant Coach</b>		ZHANG Chunling									

CHN Played		
PR	MEX	09 SEP
PR	CAN	10 SEP
PR	NED	11 SEP

#### JPN - Japan

No.	Name	Pos	Age	Sport Class	Current Games Statistics						
					PPG	FG%	3FG%	FT%	RPG	APG	MPG (GP)
4	BETTO Yuka	F	37	3.0	0.0						00:00 (0)
5	MASHIKO Megumi	G	38	3.0	0.0						00:00 (0)
6	URAMOTO Miki	G	26	2.5	0.0						00:00 (0)
7	TANEDA Kimi	G	33	1.0	0.0						00:00 (0)
8	KOSUZUKI Tomomi	F	29	3.5	0.0						00:00 (0)
9	TAKABAYASHI Mika (C)	G	37	1.5	0.0						00:00 (0)
10	YOSHIDA Erika	F	31	1.0	0.0						00:00 (0)
11	KAWAKAMI Rie	F	37	1.0	0.0						00:00 (0)
12	TAKUBO Ikumi	F	25	4.0	0.0						00:00 (0)
13	SUGAHARA Naoko	C	40	4.5	0.0						00:00 (0)
14	SOEDA Tomoe	F	33	3.5	0.0						00:00 (0)
15	AMIMOTO Mari	F	19	4.5	0.0						00:00 (0)
Team			32.1		0.0						
<b>Coach</b>		IWASA Yoshiaki									
<b>Assistant Coach</b>		KIKUCHI Tetsuhiro									

JPN Played		
PR	MEX	08 SEP
PR	CAN	09 SEP
PR	NED	10 SEP

**Legend:**

3FG%	3 Field Goals %	APG	Assists per Game	C	Centre	F	Forward
FG%	Field Goals %	FT%	Free Throws %	G	Guard	GP	Games Played
MPG	Minutes Played per Game	Pos	Playing Position	PPG	Points per Game	PR	Preliminary Round
RPG	Rebounds per Game						



## PLAY BY PLAY

文字比分播报

CHN 26 vs 25 JPN

Attendance: 2443

Scoring by 5 min intervals:

	Q1		Q2	
CHN	7	9	18	26
JPN	6	12	16	25

### FIRST QUARTER

#### Quarter Starters:

CHN 7 FU Y                      8 YANG C                      11 CHEN Q                      12 LIU M                      14 CAO Q  
JPN 5 MASHIKO M              9 TAKABAYASHI M              10 YOSHIDA E              12 TAKUBO I              15 AMIMOTO M

Game Time	CHN - China	Score	Lead	JPN - Japan
10:00	7 FU Y Player IN <<----			
10:00	8 YANG C Player IN <<----			
10:00	11 CHEN Q Player IN <<----			
10:00	12 LIU M Player IN <<----			
10:00	14 CAO Q Player IN <<----			
10:00				5 MASHIKO M Player IN <<----
10:00				9 TAKABAYASHI M Player IN <<----
10:00				10 YOSHIDA E Player IN <<----
10:00				12 TAKUBO I Player IN <<----
10:00				15 AMIMOTO M Player IN <<----
10:00	7 FU Y Tap off lost			15 AMIMOTO M Tap off won
09:48				15 AMIMOTO M Turnover
09:21	8 YANG C 3-Pts missed (3 Out)			
09:21				Defensive Rebound
09:08				15 AMIMOTO M Offensive foul
09:08				15 AMIMOTO M Turnover
09:08	14 CAO Q Foul On			
09:08	14 CAO Q Steal			
08:45	7 FU Y 2-Pts paint made (2 In)	2-0	+2	
08:42	14 CAO Q Assist			
08:29		2-2	0	12 TAKUBO I 2-Pts paint made (2 In)
08:27				9 TAKABAYASHI M Assist
08:16	7 FU Y Turnover			
08:16				5 MASHIKO M Steal
08:08		2-4	-2	9 TAKABAYASHI M 2-Pts paint made (2 In)
08:05				15 AMIMOTO M Assist
07:45				15 AMIMOTO M Personal foul
07:45	14 CAO Q Foul On			
07:31	8 YANG C 3-Pts missed (3 Out)			
07:29	11 CHEN Q Offensive Rebound			
07:26	7 FU Y 2-Pts paint made (2 In)	4-4	0	
07:24	11 CHEN Q Assist			
07:04				12 TAKUBO I 2-Pts missed (2 out)
07:03	7 FU Y Defensive Rebound			



## PLAY BY PLAY

文字比分播报

CHN 26 vs 25 JPN

Attendance: 2443

Game Time	CHN - China	Score	Lead	JPN - Japan
06:52				9 TAKABAYASHI M Steal
06:52	8 YANG C Turnover			
06:43		4-6	-2	10 YOSHIDA E 2-Pts paint made (2 In)
06:40				9 TAKABAYASHI M Assist
06:19	12 LIU M 2-Pts paint made (2 In)	6-6	0	
05:53				15 AMIMOTO M 2-Pts missed (2 out)
05:50	7 FU Y Defensive Rebound			
05:36	7 FU Y 2-Pts missed (2 out)			
05:34				10 YOSHIDA E Defensive Rebound
05:19				15 AMIMOTO M 2-Pts missed (2 out)
05:17	14 CAO Q Defensive Rebound			
05:07	12 LIU M Foul On			
05:07				12 TAKUBO I Personal foul
05:07	12 LIU M Free Throw missed (1 Out)			
05:07	12 LIU M Free Throw made (1 In)	7-6	+1	
05:00				15 AMIMOTO M Turnover
04:48	7 FU Y 2-Pts paint made (2 In)	9-6	+3	
04:48	12 LIU M Assist			
04:48				9 TAKABAYASHI M Personal foul
04:48	7 FU Y Foul On			
04:47	7 FU Y Free Throw missed (1 Out)			
04:42	8 YANG C Offensive Rebound			
04:40	8 YANG C 2-Pts missed (2 out)			
04:39	8 YANG C Offensive Rebound			
04:39	8 YANG C Turnover			
04:39				15 AMIMOTO M Player OUT ---->>
04:39				13 SUGAHARA N Player IN <<----
04:16				5 MASHIKO M 3-Pts missed (3 Out)
04:16				9 TAKABAYASHI M Offensive Rebound
04:16	7 FU Y Personal foul			
04:16				13 SUGAHARA N Foul On
04:08	7 FU Y Personal foul			
04:08				13 SUGAHARA N Foul On
04:08	Time out			
03:53				12 TAKUBO I 2-Pts missed (2 out)
03:51	14 CAO Q Defensive Rebound			
03:38	14 CAO Q Turnover			
03:38				10 YOSHIDA E Steal
03:29				12 TAKUBO I Fast Break
03:27		9-8	+1	12 TAKUBO I 2-Pts paint made (2 In)
03:24				9 TAKABAYASHI M Assist
03:07	12 LIU M 2-Pts missed (2 out)			



## PLAY BY PLAY

文字比分播报

CHN 26 vs 25 JPN

Attendance: 2443

Game Time	CHN - China	Score	Lead	JPN - Japan
03:05				5 MASHIKO M Defensive Rebound
03:01				13 SUGAHARA N Turnover
02:53	8 YANG C Turnover			
02:32				13 SUGAHARA N 2-Pts missed (2 out)
02:30	7 FU Y Defensive Rebound			
02:14	8 YANG C 2 Pts paint missed (2 Out)			
02:11				12 TAKUBO I Defensive Rebound
02:02				12 TAKUBO I 2-Pts missed (2 out)
02:00	12 LIU M Defensive Rebound			
01:45	14 CAO Q 2-Pts missed (2 out)			
01:43				13 SUGAHARA N Defensive Rebound
01:24				13 SUGAHARA N Turnover
01:24	14 CAO Q Steal			
01:26	7 FU Y 2 Pts paint missed (2 Out)			
01:24	7 FU Y Offensive Rebound			
01:24	8 YANG C 2 Pts paint missed (2 Out)			
01:24	8 YANG C Player OUT ---->>			
01:24	4 ZHANG S Player IN <<----			
01:01				13 SUGAHARA N 2-Pts missed (2 out)
00:55	4 ZHANG S Blocked Shot			
00:46				5 MASHIKO M Offensive Rebound
00:44		9-10	-1	5 MASHIKO M 2-Pts made (2 In)
00:44				9 TAKABAYASHI M Personal foul
00:44	14 CAO Q Foul On			
00:44	14 CAO Q Free Throw missed (1 Out)			
00:43	14 CAO Q Free Throw missed (1 Out)			
00:40	14 CAO Q Offensive Rebound			
00:37	14 CAO Q 2-Pts missed (2 out)			
00:36	Offensive Rebound			
00:28	14 CAO Q 2-Pts missed (2 out)			
00:25				5 MASHIKO M Defensive Rebound
00:06				12 TAKUBO I 2 Pts paint missed (2 Out)
00:04				12 TAKUBO I Offensive Rebound
00:00		9-12	-3	5 MASHIKO M 2-Pts made (2 In)

## SECOND QUARTER

### Quarter Starters:

CHN 11 CHEN Q                      4 ZHANG S                      7 FU Y                      10 CHEN D                      12 LIU M  
JPN 5 MASHIKO M                      12 TAKUBO I                      6 URAMOTO M                      9 TAKABAYASHI M                      4 BETTO Y

Game Time	CHN - China	Score	Lead	JPN - Japan
10:00	11 CHEN Q Player IN <<----			
10:00	4 ZHANG S Player IN <<----			



## PLAY BY PLAY

文字比分播报

CHN 26 vs 25 JPN

Attendance: 2443

Game Time	CHN - China	Score	Lead	JPN - Japan
10:00	7 FU Y Player IN <<----			
10:00	10 CHEN D Player IN <<----			
10:00	12 LIU M Player IN <<----			
10:00				5 MASHIKO M Player IN <<----
10:00				12 TAKUBO I Player IN <<----
10:00				6 URAMOTO M Player IN <<----
10:00				9 TAKABAYASHI M Player IN <<----
10:00				4 BETTO Y Player IN <<----
09:58	11 CHEN Q Tap off situation, throw-in			
09:48	10 CHEN D Turnover			
09:43	10 CHEN D Personal foul			
09:43				12 TAKUBO I Foul On
09:43				12 TAKUBO I Free Throw missed (1 Out)
09:43		9-13	-4	12 TAKUBO I Free Throw made (1 In)
09:24	11 CHEN Q Fast Break			
09:27	11 CHEN Q 2-Pts paint made (2 In)	11-13	-2	
09:13		11-15	-4	12 TAKUBO I 2-Pts made (2 In)
09:10				5 MASHIKO M Assist
08:53	10 CHEN D Turnover			
08:53				4 BETTO Y Steal
08:38				4 BETTO Y 2-Pts missed (2 out)
08:35				12 TAKUBO I Offensive Rebound
08:25				4 BETTO Y 2 Pts paint missed (2 Out)
08:25				Offensive Rebound
08:20				6 URAMOTO M Turnover
08:12	10 CHEN D 2-Pts made (2 In)	13-15	-2	
07:55	10 CHEN D Personal foul			
07:55				6 URAMOTO M Foul On
07:55				6 URAMOTO M Free Throw missed (1 Out)
07:55				6 URAMOTO M Free Throw missed (1 Out)
07:50	4 ZHANG S Defensive Rebound			
07:47	4 ZHANG S Turnover			
07:47				4 BETTO Y Steal
07:41				12 TAKUBO I 2-Pts missed (2 out)
07:41	Defensive Rebound			
07:27	7 FU Y Turnover			
07:27				12 TAKUBO I Steal
07:05				4 BETTO Y 2-Pts missed (2 out)
07:03	7 FU Y Defensive Rebound			
06:46	7 FU Y 2-Pts paint made (2 In)	15-15	0	
06:45	4 ZHANG S Assist			
06:37				5 MASHIKO M Turnover



## PLAY BY PLAY

文字比分播报

CHN 26 vs 25 JPN

Attendance: 2443

Game Time	CHN - China	Score	Lead	JPN - Japan
06:37				4 BETTO Y Player OUT ---->>
06:37				6 URAMOTO M Player OUT ---->>
06:37				7 TANEDA K Player IN <<----
06:37				15 AMIMOTO M Player IN <<----
06:24	10 CHEN D 3-Pts made (3 In)	18-15	+3	
06:07				5 MASHIKO M Turnover
05:54	4 ZHANG S Turnover			
05:54				7 TANEDA K Steal
05:37				12 TAKUBO I 2-Pts missed (2 out)
05:34				9 TAKABAYASHI M Offensive Rebound
05:29	7 FU Y Steal			
05:29				9 TAKABAYASHI M Turnover
05:19	12 LIU M Turnover			
05:19				5 MASHIKO M Steal
05:07	10 CHEN D Personal foul			
05:07				15 AMIMOTO M Foul On
05:07				5 MASHIKO M Player OUT ---->>
05:07				4 BETTO Y Player IN <<----
05:07				15 AMIMOTO M Free Throw missed (1 Out)
05:07		18-16	+2	15 AMIMOTO M Free Throw made (1 In)
04:53	4 ZHANG S 2-Pts paint made (2 In)	20-16	+4	
04:51	11 CHEN Q Assist			
04:31				12 TAKUBO I 2 Pts paint missed (2 Out)
04:29	10 CHEN D Defensive Rebound			
04:18	7 FU Y 2-Pts paint made (2 In)	22-16	+6	
04:16	4 ZHANG S Assist			
03:56		22-18	+4	4 BETTO Y 2-Pts made (2 In)
03:40	10 CHEN D 2-Pts missed (2 out)			
03:39				Defensive Rebound
03:20		22-20	+2	12 TAKUBO I 2-Pts made (2 In)
03:16				4 BETTO Y Assist
03:00	4 ZHANG S 2-Pts missed (2 out)			
02:56				12 TAKUBO I Defensive Rebound
02:36				7 TANEDA K 2-Pts missed (2 out)
02:34	7 FU Y Defensive Rebound			
02:23	7 FU Y 2-Pts made (2 In)	24-20	+4	
02:21	4 ZHANG S Assist			
01:51				12 TAKUBO I Turnover
01:51	Time out			
01:39	4 ZHANG S 2-Pts missed (2 out)			
01:34	12 LIU M Offensive Rebound			
01:24	7 FU Y 2-Pts missed (2 out)			





## PLAY BY PLAY

文字比分播报

CHN 26 vs 25 JPN

Attendance: 2443

Game Time	CHN - China	Score	Lead	JPN - Japan
01:21	11 CHEN Q Offensive Rebound			
01:18	11 CHEN Q 2 Pts paint missed (2 Out)			
01:17	10 CHEN D Technical foul			
01:17				7 TANEDA K Free Throw missed (1 Out)
01:17		24-21	+3	7 TANEDA K Free Throw made (1 In)
01:05		24-23	+1	12 TAKUBO I 2-Pts made (2 In)
01:03				15 AMIMOTO M Assist
00:45	12 LIU M Turnover			
00:45				12 TAKUBO I Steal
00:35		24-25	-1	15 AMIMOTO M 2-Pts paint made (2 In)
00:32				9 TAKABAYASHI M Assist
00:12	4 ZHANG S 2 Pts paint missed (2 Out)			
00:09	7 FU Y Offensive Rebound			
00:09	7 FU Y 2-Pts paint made (2 In)	26-25	+1	
00:00				15 AMIMOTO M 3-Pts missed (3 Out)
00:00	4 ZHANG S Defensive Rebound			



## PLAY BY PLAY

文字比分播报

CHN 46 vs 49 JPN

Attendance: 2443

Scoring by 5 min intervals:		Q1		Q2		Q3		Q4	
CHN		7	9	18	26	32	34	40	46
JPN		6	12	16	25	31	37	43	49

### FIRST QUARTER

#### Quarter Starters:

CHN 7 FU Y                      8 YANG C                      11 CHEN Q                      12 LIU M                      14 CAO Q  
JPN 5 MASHIKO M              9 TAKABAYASHI M              10 YOSHIDA E              12 TAKUBO I              15 AMIMOTO M

Game Time	CHN - China	Score	Lead	JPN - Japan
10:00	7 FU Y Player IN <<----			
10:00	8 YANG C Player IN <<----			
10:00	11 CHEN Q Player IN <<----			
10:00	12 LIU M Player IN <<----			
10:00	14 CAO Q Player IN <<----			
10:00				5 MASHIKO M Player IN <<----
10:00				9 TAKABAYASHI M Player IN <<----
10:00				10 YOSHIDA E Player IN <<----
10:00				12 TAKUBO I Player IN <<----
10:00				15 AMIMOTO M Player IN <<----
10:00	7 FU Y Tap off lost			15 AMIMOTO M Tap off won
09:48				15 AMIMOTO M Turnover
09:21	8 YANG C 3-Pts missed (3 Out)			
09:21				Defensive Rebound
09:08				15 AMIMOTO M Offensive foul
09:08				15 AMIMOTO M Turnover
09:08	14 CAO Q Foul On			
09:08	14 CAO Q Steal			
08:45	7 FU Y 2-Pts paint made (2 In)	2-0	+2	
08:42	14 CAO Q Assist			
08:29		2-2	0	12 TAKUBO I 2-Pts paint made (2 In)
08:27				9 TAKABAYASHI M Assist
08:16	7 FU Y Turnover			
08:16				5 MASHIKO M Steal
08:08		2-4	-2	9 TAKABAYASHI M 2-Pts paint made (2 In)
08:05				15 AMIMOTO M Assist
07:45				15 AMIMOTO M Personal foul
07:45	14 CAO Q Foul On			
07:31	8 YANG C 3-Pts missed (3 Out)			
07:29	11 CHEN Q Offensive Rebound			
07:26	7 FU Y 2-Pts paint made (2 In)	4-4	0	
07:24	11 CHEN Q Assist			
07:04				12 TAKUBO I 2-Pts missed (2 out)
07:03	7 FU Y Defensive Rebound			



## PLAY BY PLAY

文字比分播报

CHN 46 vs 49 JPN

Attendance: 2443

Game Time	CHN - China	Score	Lead	JPN - Japan
06:52				9 TAKABAYASHI M Steal
06:52	8 YANG C Turnover			
06:43		4-6	-2	10 YOSHIDA E 2-Pts paint made (2 In)
06:40				9 TAKABAYASHI M Assist
06:19	12 LIU M 2-Pts paint made (2 In)	6-6	0	
05:53				15 AMIMOTO M 2-Pts missed (2 out)
05:50	7 FU Y Defensive Rebound			
05:36	7 FU Y 2-Pts missed (2 out)			
05:34				10 YOSHIDA E Defensive Rebound
05:19				15 AMIMOTO M 2-Pts missed (2 out)
05:17	14 CAO Q Defensive Rebound			
05:07	12 LIU M Foul On			
05:07				12 TAKUBO I Personal foul
05:07	12 LIU M Free Throw missed (1 Out)			
05:07	12 LIU M Free Throw made (1 In)	7-6	+1	
05:00				15 AMIMOTO M Turnover
04:48	7 FU Y 2-Pts paint made (2 In)	9-6	+3	
04:48	12 LIU M Assist			
04:48				9 TAKABAYASHI M Personal foul
04:48	7 FU Y Foul On			
04:47	7 FU Y Free Throw missed (1 Out)			
04:42	8 YANG C Offensive Rebound			
04:40	8 YANG C 2-Pts missed (2 out)			
04:39	8 YANG C Offensive Rebound			
04:39	8 YANG C Turnover			
04:39				15 AMIMOTO M Player OUT ---->>
04:39				13 SUGAHARA N Player IN <<----
04:16				5 MASHIKO M 3-Pts missed (3 Out)
04:16				9 TAKABAYASHI M Offensive Rebound
04:16	7 FU Y Personal foul			
04:16				13 SUGAHARA N Foul On
04:08	7 FU Y Personal foul			
04:08				13 SUGAHARA N Foul On
04:08	Time out			
03:53				12 TAKUBO I 2-Pts missed (2 out)
03:51	14 CAO Q Defensive Rebound			
03:38	14 CAO Q Turnover			
03:38				10 YOSHIDA E Steal
03:29				12 TAKUBO I Fast Break
03:27		9-8	+1	12 TAKUBO I 2-Pts paint made (2 In)
03:24				9 TAKABAYASHI M Assist
03:07	12 LIU M 2-Pts missed (2 out)			



## PLAY BY PLAY

文字比分播报

CHN 46 vs 49 JPN

Attendance: 2443

Game Time	CHN - China	Score	Lead	JPN - Japan
03:05				5 MASHIKO M Defensive Rebound
03:01				13 SUGAHARA N Turnover
02:53	8 YANG C Turnover			
02:32				13 SUGAHARA N 2-Pts missed (2 out)
02:30	7 FU Y Defensive Rebound			
02:14	8 YANG C 2 Pts paint missed (2 Out)			
02:11				12 TAKUBO I Defensive Rebound
02:02				12 TAKUBO I 2-Pts missed (2 out)
02:00	12 LIU M Defensive Rebound			
01:45	14 CAO Q 2-Pts missed (2 out)			
01:43				13 SUGAHARA N Defensive Rebound
01:24				13 SUGAHARA N Turnover
01:24	14 CAO Q Steal			
01:26	7 FU Y 2 Pts paint missed (2 Out)			
01:24	7 FU Y Offensive Rebound			
01:24	8 YANG C 2 Pts paint missed (2 Out)			
01:24	8 YANG C Player OUT ---->>			
01:24	4 ZHANG S Player IN <<----			
01:01				13 SUGAHARA N 2-Pts missed (2 out)
00:55	4 ZHANG S Blocked Shot			
00:46				5 MASHIKO M Offensive Rebound
00:44		9-10	-1	5 MASHIKO M 2-Pts made (2 In)
00:44				9 TAKABAYASHI M Personal foul
00:44	14 CAO Q Foul On			
00:44	14 CAO Q Free Throw missed (1 Out)			
00:43	14 CAO Q Free Throw missed (1 Out)			
00:40	14 CAO Q Offensive Rebound			
00:37	14 CAO Q 2-Pts missed (2 out)			
00:36	Offensive Rebound			
00:28	14 CAO Q 2-Pts missed (2 out)			
00:25				5 MASHIKO M Defensive Rebound
00:06				12 TAKUBO I 2 Pts paint missed (2 Out)
00:04				12 TAKUBO I Offensive Rebound
00:00		9-12	-3	5 MASHIKO M 2-Pts made (2 In)

## SECOND QUARTER

### Quarter Starters:

CHN 11 CHEN Q                      4 ZHANG S                      7 FU Y                      10 CHEN D                      12 LIU M  
JPN 5 MASHIKO M                      12 TAKUBO I                      6 URAMOTO M                      9 TAKABAYASHI M                      4 BETTO Y

Game Time	CHN - China	Score	Lead	JPN - Japan
10:00	11 CHEN Q Player IN <<----			
10:00	4 ZHANG S Player IN <<----			



## PLAY BY PLAY

文字比分播报

CHN 46 vs 49 JPN

Attendance: 2443

Game Time	CHN - China	Score	Lead	JPN - Japan
10:00	7 FU Y Player IN <<----			
10:00	10 CHEN D Player IN <<----			
10:00	12 LIU M Player IN <<----			
10:00				5 MASHIKO M Player IN <<----
10:00				12 TAKUBO I Player IN <<----
10:00				6 URAMOTO M Player IN <<----
10:00				9 TAKABAYASHI M Player IN <<----
10:00				4 BETTO Y Player IN <<----
09:58	11 CHEN Q Tap off situation, throw-in			
09:48	10 CHEN D Turnover			
09:43	10 CHEN D Personal foul			
09:43				12 TAKUBO I Foul On
09:43				12 TAKUBO I Free Throw missed (1 Out)
09:43		9-13	-4	12 TAKUBO I Free Throw made (1 In)
09:24	11 CHEN Q Fast Break			
09:27	11 CHEN Q 2-Pts paint made (2 In)	11-13	-2	
09:13		11-15	-4	12 TAKUBO I 2-Pts made (2 In)
09:10				5 MASHIKO M Assist
08:53	10 CHEN D Turnover			
08:53				4 BETTO Y Steal
08:38				4 BETTO Y 2-Pts missed (2 out)
08:35				12 TAKUBO I Offensive Rebound
08:25				4 BETTO Y 2 Pts paint missed (2 Out)
08:25				Offensive Rebound
08:20				6 URAMOTO M Turnover
08:12	10 CHEN D 2-Pts made (2 In)	13-15	-2	
07:55	10 CHEN D Personal foul			
07:55				6 URAMOTO M Foul On
07:55				6 URAMOTO M Free Throw missed (1 Out)
07:55				6 URAMOTO M Free Throw missed (1 Out)
07:50	4 ZHANG S Defensive Rebound			
07:47	4 ZHANG S Turnover			
07:47				4 BETTO Y Steal
07:41				12 TAKUBO I 2-Pts missed (2 out)
07:41	Defensive Rebound			
07:27	7 FU Y Turnover			
07:27				12 TAKUBO I Steal
07:05				4 BETTO Y 2-Pts missed (2 out)
07:03	7 FU Y Defensive Rebound			
06:46	7 FU Y 2-Pts paint made (2 In)	15-15	0	
06:45	4 ZHANG S Assist			
06:37				5 MASHIKO M Turnover



## PLAY BY PLAY

文字比分播报

CHN 46 vs 49 JPN

Attendance: 2443

Game Time	CHN - China	Score	Lead	JPN - Japan
06:37				4 BETTO Y Player OUT ---->>
06:37				6 URAMOTO M Player OUT ---->>
06:37				7 TANEDA K Player IN <<----
06:37				15 AMIMOTO M Player IN <<----
06:24	10 CHEN D 3-Pts made (3 In)	18-15	+3	
06:07				5 MASHIKO M Turnover
05:54	4 ZHANG S Turnover			
05:54				7 TANEDA K Steal
05:37				12 TAKUBO I 2-Pts missed (2 out)
05:34				9 TAKABAYASHI M Offensive Rebound
05:29	7 FU Y Steal			
05:29				9 TAKABAYASHI M Turnover
05:19	12 LIU M Turnover			
05:19				5 MASHIKO M Steal
05:07	10 CHEN D Personal foul			
05:07				15 AMIMOTO M Foul On
05:07				5 MASHIKO M Player OUT ---->>
05:07				4 BETTO Y Player IN <<----
05:07				15 AMIMOTO M Free Throw missed (1 Out)
05:07		18-16	+2	15 AMIMOTO M Free Throw made (1 In)
04:53	4 ZHANG S 2-Pts paint made (2 In)	20-16	+4	
04:51	11 CHEN Q Assist			
04:31				12 TAKUBO I 2 Pts paint missed (2 Out)
04:29	10 CHEN D Defensive Rebound			
04:18	7 FU Y 2-Pts paint made (2 In)	22-16	+6	
04:16	4 ZHANG S Assist			
03:56		22-18	+4	4 BETTO Y 2-Pts made (2 In)
03:40	10 CHEN D 2-Pts missed (2 out)			
03:39				Defensive Rebound
03:20		22-20	+2	12 TAKUBO I 2-Pts made (2 In)
03:16				4 BETTO Y Assist
03:00	4 ZHANG S 2-Pts missed (2 out)			
02:56				12 TAKUBO I Defensive Rebound
02:36				7 TANEDA K 2-Pts missed (2 out)
02:34	7 FU Y Defensive Rebound			
02:23	7 FU Y 2-Pts made (2 In)	24-20	+4	
02:21	4 ZHANG S Assist			
01:51				12 TAKUBO I Turnover
01:51	Time out			
01:39	4 ZHANG S 2-Pts missed (2 out)			
01:34	12 LIU M Offensive Rebound			
01:24	7 FU Y 2-Pts missed (2 out)			



## PLAY BY PLAY

文字比分播报

CHN 46 vs 49 JPN

Attendance: 2443

Game Time	CHN - China	Score	Lead	JPN - Japan
01:21	11 CHEN Q Offensive Rebound			
01:18	11 CHEN Q 2 Pts paint missed (2 Out)			
01:17	10 CHEN D Technical foul			
01:17				7 TANEDA K Free Throw missed (1 Out)
01:17		24-21	+3	7 TANEDA K Free Throw made (1 In)
01:05		24-23	+1	12 TAKUBO I 2-Pts made (2 In)
01:03				15 AMIMOTO M Assist
00:45	12 LIU M Turnover			
00:45				12 TAKUBO I Steal
00:35		24-25	-1	15 AMIMOTO M 2-Pts paint made (2 In)
00:32				9 TAKABAYASHI M Assist
00:12	4 ZHANG S 2 Pts paint missed (2 Out)			
00:09	7 FU Y Offensive Rebound			
00:09	7 FU Y 2-Pts paint made (2 In)	26-25	+1	
00:00				15 AMIMOTO M 3-Pts missed (3 Out)
00:00	4 ZHANG S Defensive Rebound			

## THIRD QUARTER

### Quarter Starters:

CHN 11 CHEN Q                      4 ZHANG S                      10 CHEN D                      7 FU Y                      12 LIU M  
JPN 15 AMIMOTO M                      5 MASHIKO M                      9 TAKABAYASHI M                      12 TAKUBO I                      10 YOSHIDA E

Game Time	CHN - China	Score	Lead	JPN - Japan
10:00	11 CHEN Q Player IN <<----			
10:00				15 AMIMOTO M Player IN <<----
10:00	4 ZHANG S Player IN <<----			
10:00	10 CHEN D Player IN <<----			
10:00	7 FU Y Player IN <<----			
10:00	12 LIU M Player IN <<----			
10:00				5 MASHIKO M Player IN <<----
10:00				9 TAKABAYASHI M Player IN <<----
10:00				12 TAKUBO I Player IN <<----
10:00				10 YOSHIDA E Player IN <<----
09:55	11 CHEN Q Tap off situation, throw-in			
09:49	7 FU Y Turnover			
09:32		26-27	-1	9 TAKABAYASHI M 2-Pts paint made (2 In)
09:30				12 TAKUBO I Assist
09:10	4 ZHANG S 2 Pts paint missed (2 Out)			
09:07				12 TAKUBO I Defensive Rebound
09:02				9 TAKABAYASHI M 2 Pts paint missed (2 Out)
09:02	7 FU Y Blocked Shot			
09:02				Offensive Rebound
08:53				15 AMIMOTO M 2-Pts missed (2 out)



## PLAY BY PLAY

文字比分播报

CHN 46 vs 49 JPN

Attendance: 2443

Game Time	CHN - China	Score	Lead	JPN - Japan
08:50	7 FU Y Defensive Rebound			
08:38	7 FU Y 2 Pts paint missed (2 Out)			
08:34				12 TAKUBO I Defensive Rebound
08:26				15 AMIMOTO M 2 Pts paint missed (2 Out)
08:24	10 CHEN D Defensive Rebound			
08:13	7 FU Y 2 Pts paint missed (2 Out)			
08:13				Defensive Rebound
07:50				15 AMIMOTO M 2-Pts missed (2 out)
07:48	4 ZHANG S Defensive Rebound			
07:34	7 FU Y 2-Pts missed (2 out)			
07:31				10 YOSHIDA E Defensive Rebound
07:22	7 FU Y Personal foul			
07:22				5 MASHIKO M Foul On
07:22		26-28	-2	5 MASHIKO M Free Throw made (1 In)
07:22				5 MASHIKO M Free Throw missed (1 Out)
07:19				12 TAKUBO I Offensive Rebound
07:12	12 LIU M Personal foul			
07:12				15 AMIMOTO M Foul On
07:12				15 AMIMOTO M Free Throw missed (1 Out)
07:12				15 AMIMOTO M Free Throw missed (1 Out)
07:08	4 ZHANG S Defensive Rebound			
06:52	4 ZHANG S 2-Pts missed (2 out)			
06:49				15 AMIMOTO M Defensive Rebound
06:40		26-30	-4	15 AMIMOTO M 2-Pts paint made (2 In)
06:40				9 TAKABAYASHI M Assist
06:40	Time out			
06:17	7 FU Y 2-Pts made (2 In)	28-30	-2	
06:14	12 LIU M Assist			
06:07	11 CHEN Q Personal foul			
06:07				15 AMIMOTO M Foul On
06:07				15 AMIMOTO M Free Throw missed (1 Out)
06:07		28-31	-3	15 AMIMOTO M Free Throw made (1 In)
05:52	12 LIU M Fast Break			
05:55	12 LIU M 2-Pts paint made (2 In)	30-31	-1	
05:50	10 CHEN D Assist			
05:44				5 MASHIKO M Turnover
05:44	7 FU Y Steal			
05:34	12 LIU M 2 Pts paint missed (2 Out)			
05:30				15 AMIMOTO M Defensive Rebound
05:26				10 YOSHIDA E Turnover
05:13	11 CHEN Q 2-Pts paint made (2 In)	32-31	+1	
05:12	10 CHEN D Assist			





## PLAY BY PLAY

文字比分播报

CHN 46 vs 49 JPN

Attendance: 2443

Game Time	CHN - China	Score	Lead	JPN - Japan
04:52		32-33	-1	5 MASHIKO M 2-Pts made (2 In)
04:25	11 CHEN Q 2-Pts missed (2 out)			
04:22				9 TAKABAYASHI M Defensive Rebound
04:16	12 LIU M Personal foul			
04:16				15 AMIMOTO M Foul On
04:16				15 AMIMOTO M Free Throw missed (1 Out)
04:16		32-34	-2	15 AMIMOTO M Free Throw made (1 In)
03:59	11 CHEN Q 2 Pts paint missed (2 Out)			
03:55				12 TAKUBO I Defensive Rebound
03:54				9 TAKABAYASHI M Turnover
03:38	7 FU Y 2-Pts missed (2 out)			
03:38				Defensive Rebound
03:18				5 MASHIKO M 2-Pts missed (2 out)
03:17	7 FU Y Defensive Rebound			
02:54	Turnover			
02:49	4 ZHANG S Player IN <<----			
02:49	8 YANG C Player IN <<----			
02:35				12 TAKUBO I 2 Pts paint missed (2 Out)
02:35				Offensive Rebound
02:35	8 YANG C Player OUT ---->>			
02:35	4 ZHANG S Player IN <<----			
02:31	11 CHEN Q Personal foul			
02:31				15 AMIMOTO M Foul On
02:31		32-35	-3	15 AMIMOTO M Free Throw made (1 In)
02:31		32-36	-4	15 AMIMOTO M Free Throw made (1 In)
02:23	4 ZHANG S Turnover			
02:23				5 MASHIKO M Steal
02:03				9 TAKABAYASHI M 2-Pts missed (2 out)
02:00				9 TAKABAYASHI M Offensive Rebound
01:56	7 FU Y Personal foul			
01:56				15 AMIMOTO M Foul On
01:56				15 AMIMOTO M Free Throw missed (1 Out)
01:56		32-37	-5	15 AMIMOTO M Free Throw made (1 In)
01:30	4 ZHANG S 2-Pts missed (2 out)			
01:25				5 MASHIKO M Defensive Rebound
01:18				15 AMIMOTO M 2 Pts paint missed (2 Out)
01:17				Offensive Rebound
00:52				9 TAKABAYASHI M 2-Pts missed (2 out)
00:52	Defensive Rebound			
00:46	7 FU Y Turnover			
00:46				9 TAKABAYASHI M Steal
00:26				15 AMIMOTO M 2 Pts paint missed (2 Out)



## PLAY BY PLAY

文字比分播报

CHN 46 vs 49 JPN

Attendance: 2443

Game Time	CHN - China	Score	Lead	JPN - Japan
00:25	4 ZHANG S Defensive Rebound			
00:09	4 ZHANG S 2-Pts made (2 In)	34-37	-3	
00:00				9 TAKABAYASHI M 3-Pts missed (3 Out)
00:00	7 FU Y Defensive Rebound			

## FOURTH QUARTER

### Quarter Starters:

CHN

JPN

Game Time	CHN - China	Score	Lead	JPN - Japan
10:00	4 ZHANG S Player IN <<----			
10:00	7 FU Y Player IN <<----			
10:00	10 CHEN D Player IN <<----			
10:00	11 CHEN Q Player IN <<----			
10:00	12 LIU M Player IN <<----			
10:00				10 YOSHIDA E Player IN <<----
10:00				12 TAKUBO I Player IN <<----
10:00				5 MASHIKO M Player IN <<----
10:00				15 AMIMOTO M Player IN <<----
10:00				9 TAKABAYASHI M Player IN <<----
09:49	11 CHEN Q Tap off situation, throw-in			
09:34	7 FU Y 2 Pts paint missed (2 Out)			
09:22	4 ZHANG S 2 Pts paint missed (2 Out)			
09:32	4 ZHANG S Offensive Rebound			
09:26				9 TAKABAYASHI M Defensive Rebound
09:22	10 CHEN D Personal foul			
09:22				12 TAKUBO I Foul On
09:22	10 CHEN D Player OUT ---->>			
09:22	14 CAO Q Player IN <<----			
09:22				12 TAKUBO I Free Throw missed (1 Out)
09:21				12 TAKUBO I Free Throw missed (1 Out)
09:18	14 CAO Q Defensive Rebound			
09:09				12 TAKUBO I Personal foul
09:09	14 CAO Q Foul On			
08:57	7 FU Y 2 Pts paint missed (2 Out)			
08:55	14 CAO Q Offensive Rebound			
08:53	14 CAO Q 2 Pts paint missed (2 Out)			
08:52	14 CAO Q Offensive Rebound			
08:52	14 CAO Q 2 Pts paint missed (2 Out)			
08:52	12 LIU M Offensive Rebound			
08:52	12 LIU M Foul On			
08:52				12 TAKUBO I Personal foul



## PLAY BY PLAY

文字比分播报

CHN 46 vs 49 JPN

Attendance: 2443

Game Time	CHN - China	Score	Lead	JPN - Japan
08:52	12 LIU M Free Throw missed (1 Out)			
08:50	12 LIU M Free Throw missed (1 Out)			
08:48	4 ZHANG S Offensive Rebound			
08:46	4 ZHANG S 2 Pts paint missed (2 Out)			
08:42				12 TAKUBO I Defensive Rebound
08:32				5 MASHIKO M 2 Pts paint missed (2 Out)
08:27	14 CAO Q Steal			
08:27				5 MASHIKO M Turnover
08:22	14 CAO Q 2 Pts paint missed (2 Out)			
08:22				Defensive Rebound
08:03		34-39	-5	5 MASHIKO M 2-Pts made (2 In)
08:00				10 YOSHIDA E Assist
07:41	14 CAO Q 2-Pts missed (2 out)			
07:37				15 AMIMOTO M Defensive Rebound
07:32				5 MASHIKO M Fast Break
07:31		34-41	-7	5 MASHIKO M 2-Pts paint made (2 In)
07:10	14 CAO Q Turnover			
07:10				12 TAKUBO I Steal
06:47				15 AMIMOTO M 2-Pts missed (2 out)
06:45	7 FU Y Defensive Rebound			
06:36	12 LIU M 2-Pts paint made (2 In)	36-41	-5	
06:34	14 CAO Q Assist			
06:12		36-43	-7	9 TAKABAYASHI M 2-Pts made (2 In)
06:02				15 AMIMOTO M Assist
06:00				9 TAKABAYASHI M Personal foul
06:00	12 LIU M Foul On			
06:00	14 CAO Q Player OUT ---->>			
06:00	15 ZHENG D Player IN <<----			
05:50	4 ZHANG S 2-Pts made (2 In)	38-43	-5	
05:31				15 AMIMOTO M 2-Pts missed (2 out)
05:29	7 FU Y Defensive Rebound			
05:22	4 ZHANG S 2-Pts missed (2 out)			
05:17	7 FU Y Offensive Rebound			
05:17	7 FU Y 2-Pts paint made (2 In)	40-43	-3	
04:47				12 TAKUBO I 2-Pts missed (2 out)
04:45	7 FU Y Defensive Rebound			
04:35				5 MASHIKO M Personal foul
04:35	4 ZHANG S Foul On			
04:35	4 ZHANG S Free Throw missed (1 Out)			
04:35	4 ZHANG S Free Throw made (1 In)	41-43	-2	
04:25				15 AMIMOTO M 2 Pts paint missed (2 Out)
04:23	4 ZHANG S Defensive Rebound			



## PLAY BY PLAY

文字比分播报

CHN 46 vs 49 JPN

Attendance: 2443

Game Time	CHN - China	Score	Lead	JPN - Japan
04:12	7 FU Y 2-Pts paint made (2 In)	43-43	0	
04:12	12 LIU M Assist			
04:12				Time out
03:51	4 ZHANG S Personal foul			
03:51				15 AMIMOTO M Foul On
03:51		43-44	-1	15 AMIMOTO M Free Throw made (1 In)
03:51		43-45	-2	15 AMIMOTO M Free Throw made (1 In)
03:42	4 ZHANG S Turnover			
03:20				15 AMIMOTO M 2-Pts missed (2 out)
03:19	7 FU Y Defensive Rebound			
03:07				10 YOSHIDA E Personal foul
03:07	12 LIU M Foul On			
03:07	12 LIU M Free Throw made (1 In)	44-45	-1	
03:06	12 LIU M Free Throw missed (1 Out)			
03:03				15 AMIMOTO M Defensive Rebound
02:52				10 YOSHIDA E Offensive foul
02:52				10 YOSHIDA E Turnover
02:52	7 FU Y Foul On			
02:52	7 FU Y Steal			
02:37	7 FU Y 2-Pts missed (2 out)			
02:37				Defensive Rebound
02:21		44-47	-3	15 AMIMOTO M 2-Pts made (2 In)
02:17				5 MASHIKO M Assist
01:52	4 ZHANG S 3-Pts missed (3 Out)			
01:52				Defensive Rebound
01:52	15 ZHENG D Player OUT ---->>			
01:52	14 CAO Q Player IN <<----			
01:30				15 AMIMOTO M 2-Pts missed (2 out)
01:27				12 TAKUBO I Offensive Rebound
01:13		44-49	-5	15 AMIMOTO M 2-Pts made (2 In)
01:13				5 MASHIKO M Assist
01:02	14 CAO Q Turnover			
01:02				5 MASHIKO M Steal
00:50				10 YOSHIDA E 2-Pts missed (2 out)
00:47				12 TAKUBO I Offensive Rebound
00:26				15 AMIMOTO M 3-Pts missed (3 Out)
00:24	7 FU Y Defensive Rebound			
00:11	14 CAO Q 2-Pts paint made (2 In)	46-49	-3	
00:11	4 ZHANG S Assist			



## RESULTS

比赛成绩

### CHN 26 vs 25 JPN

Attendance: 2443

Referee: GAUTHIER Sebastien (CAN)

Commissioner: KERR Trevor Andrew (CAN)

Umpires: PURSGLOVE Ian Robert (GBR); HO Shuet Mei (SIN)

Classifier:

		Q1		Q2	
Scoring by 5 min intervals:	CHN	7	9	18	26
	JPN	6	12	16	25

#### CHN - CHINA

No.	Name	Sport Class	MIN	Field Goals		2 Points		3 Points		Free Throws		Rebounds			AS	TO	ST	BS	PF	FO	PTS	
				M/A	%	M/A	%	M/A	%	M/A	%	OR	DR	TOT								
*7	FU Yongqing	4.0	20:00	7/10	70	7/10	70			0/1	0	2	5	7		2	1		2	1	14	
*8	YANG Chao	4.0	08:36	0/5	0	0/3	0	0/2	0			2		2		3					0	
*11	CHEN Qiurong	1.0	20:00	1/2	50	1/2	50					2		2	2						2	
*12	LIU Mihuan	1.5	20:00	1/2	50	1/2	50			1/2	50	1	1	2	1	2					1	3
*14	CAO Qiuping	3.0	10:00	0/3	0	0/3	0			0/2	0	1	2	3	1	1	2				3	0
4	ZHANG Santao (C)	4.0	11:24	1/4	25	1/4	25						2	2	3	2		1			2	
5	GU Li	4.5	00:00																		0	
6	HAO Wenhua	4.0	00:00																		0	
9	PENG Fengling	4.0	00:00																		0	
10	CHEN Damei	3.0	10:00	2/3	67	1/2	50	1/1	100				1	1		2			4		5	
13	LI Yanhua	1.5	00:00																		0	
15	ZHENG Donghui	2.5	00:00																		0	
Team/Coach																						
<b>Totals</b>				12/29	41	11/26	42	1/3	33	1/5	20	9	12	21	7	12	3	1	6	5	26	
Coach		LIU Tiehua																				
Assistant Coach		ZHANG Chunling																				

#### JPN - JAPAN

No.	Name	Sport Class	MIN	Field Goals		2 Points		3 Points		Free Throws		Rebounds			AS	TO	ST	BS	PF	FO	PTS
				M/A	%	M/A	%	M/A	%	M/A	%	OR	DR	TOT							
*5	MASHIKO Megumi	3.0	14:53	2/3	67	2/2	100	0/1	0			1	2	3	1	2	2				4
*9	TAKABAYASHI Mika (C)	1.5	20:00	1/1	100	1/1	100					2		2	4	1	1		2		2
*10	YOSHIDA Erika	1.0	10:00	1/1	100	1/1	100						1	1			1				2
*12	TAKUBO Ikumi	4.0	20:00	5/12	42	5/12	42			1/2	50	2	2	4		1	2		1	1	11
*15	AMIMOTO Mari	4.5	11:58	1/4	25	1/3	33	0/1	0	1/2	50				2	3			2	1	3
4	BETTO Yuka	3.0	08:30	1/4	25	1/4	25								1		2				2
6	URAMOTO Miki	2.5	03:23							0/2	0					1					0
7	TANEDA Kimi	1.0	06:37	0/1	0	0/1	0			1/2	50						1				1
8	KOSUZUKI Tomomi	3.5	00:00																		0
11	KAWAKAMI Rie	1.0	00:00																		0
13	SUGAHARA Naoko	4.5	04:39	0/2	0	0/2	0						1	1		2				2	0
14	SOEDA Tomoe	3.5	00:00																		0
Team/Coach																					
<b>Totals</b>				11/28	39	11/26	42	0/2	0	3/8	38	6	8	14	8	10	9		5	5	25
Coach		IWASA Yoshiaki																			
Assistant Coach		KIKUCHI Tetsuhiro																			

	CHN	JPN
Points from Turnovers	8	9
Points in the Paint	18	10
Second Chance Points	4	4
Fast Break Points	2	2

	CHN	JPN
Biggest Lead	6	4
Biggest Scoring Run	7-0(18-15)	7-0(9-13)
Lead Changes	7	
Times Tied	4	

#### Legend:

%	Shooting Percentage	(C)	Captain	*	Starters	AS	Assists
BS	Blocked Shots	DR	Defensive Rebounds	FO	Fouls On	M/A	Made/Attempts
MIN	Minutes Played	OR	Offensive Rebounds	PF	Fouls	PTS	Points
Qx	Quarter Time	ST	Steals	TO	Turnovers	TOT	Total Rebounds



## RESULTS

比赛成绩

### CHN 46 vs 49 JPN

Attendance: 2443

Referee: GAUTHIER Sebastien (CAN)

Commissioner: KERR Trevor Andrew (CAN)

Umpires: PURSGLOVE Ian Robert (GBR); HO Shuet Mei (SIN)

Classifier:

		Q1		Q2		Q3		Q4	
Scoring by 5 min intervals:	CHN	7	9	18	26	32	34	40	46
	JPN	6	12	16	25	31	37	43	49

#### CHN - CHINA

No.	Name	Sport Class	MIN	Field Goals		2 Points		3 Points		Free Throws		Rebounds			AS	TO	ST	BS	PF	FO	PTS
				M/A	%	M/A	%	M/A	%	M/A	%	OR	DR	TOT							
*7	FU Yongqing	4.0	40:00	10/20	50	10/20	50			0/1	0	3	13	16		4	3	1	4	2	20
*8	YANG Chao	4.0	08:50	0/5	0	0/3	0	0/2	0			2		2		3					0
*11	CHEN Qiurong	1.0	40:00	2/5	40	2/5	40					2		2					2		4
*12	LIU Mihuan	1.5	40:00	3/5	60	3/5	60			2/6	33	2	1	3	3	2			2	4	8
*14	CAO Qiuping	3.0	15:14	1/8	13	1/8	13			0/2	0	3	3	6	2	3	3			4	2
4	ZHANG Santao (C)	4.0	23:59	3/13	23	3/12	25	0/1	0	1/2	50	2	6	8	4	4		1	1	1	7
5	GU Li	4.5	00:00																		0
6	HAO Wenhua	4.0	00:00																		0
9	PENG Fengling	4.0	00:00																		0
10	CHEN Damei	3.0	20:38	2/3	67	1/2	50	1/1	100			2	2	2	2				5		5
13	LI Yanhua	1.5	00:00																		0
15	ZHENG Donghui	2.5	04:08																		0
Team/Coach																					
<b>Totals</b>				21/59	36	20/55	36	1/4	25	3/11	27	15	27	42	13	19	6	2	14	11	46
Coach		LIU Tiehua																			
Assistant Coach		ZHANG Chunling																			

#### JPN - JAPAN

No.	Name	Sport Class	MIN	Field Goals		2 Points		3 Points		Free Throws		Rebounds			AS	TO	ST	BS	PF	FO	PTS	
				M/A	%	M/A	%	M/A	%	M/A	%	OR	DR	TOT								
*5	MASHIKO Megumi	3.0	34:53	5/8	63	5/7	71	0/1	0	1/2	50	1	3	4	3	4	4		1	1	11	
*9	TAKABAYASHI Mika (C)	1.5	40:00	3/7	43	3/6	50	0/1	0			3	2	5	5	2	2		3		6	
*10	YOSHIDA Erika	1.0	30:00	1/2	50	1/2	50					2	2	1	2	1			2		2	
*12	TAKUBO Ikumi	4.0	40:00	5/14	36	5/14	36			1/4	25	5	6	11	1	1	3		3	2	11	
*15	AMIMOTO Mari	4.5	31:58	4/18	22	4/16	25	0/2	0	8/14	57	4	4	3	3				2	7	16	
4	BETTO Yuka	3.0	08:30	1/4	25	1/4	25							1		2					2	
6	URAMOTO Miki	2.5	03:23							0/2	0				1					1	0	
7	TANEDA Kimi	1.0	06:37	0/1	0	0/1	0			1/2	50					1					1	
8	KOSUZUKI Tomomi	3.5	00:00																		0	
11	KAWAKAMI Rie	1.0	00:00																		0	
13	SUGAHARA Naoko	4.5	04:39	0/2	0	0/2	0					1	1		2				2		0	
14	SOEDA Tomoe	3.5	00:00																		0	
Team/Coach																						
<b>Totals</b>				19/56	34	19/52	37	0/4	0	11/24	46	13	25	38	14	15	13			11	13	49
Coach		IWASA Yoshiaki																				
Assistant Coach		KIKUCHI Tetsuhiro																				

	CHN	JPN
Points from Turnovers	10	12
Points in the Paint	30	16
Second Chance Points	6	7
Fast Break Points	4	4

	CHN	JPN
Biggest Lead	6	7
Biggest Scoring Run	7-0(18-15)	7-0(9-13)
Lead Changes	10	
Times Tied	5	

#### Legend:

%	Shooting Percentage	(C)	Captain	*	Starters	AS	Assists
BS	Blocked Shots	DR	Defensive Rebounds	FO	Fouls On	M/A	Made/Attempts
MIN	Minutes Played	OR	Offensive Rebounds	OTx	Overtime	PF	Fouls
PTS	Points	Qx	Quarter Time	ST	Steals	TO	Turnovers
TOT	Total Rebounds						



## START LIST

首发名单

### JPN - MEX

**Referee:** BOSVELD Andre (NED)  
**Umpires:** GREGORY Christopher (GBR); JIN Zhuo (CHN)

**Commissioner:** VIVIERS Nico Maritz Malan (RSA)  
**Classifier:** RIBEIRO Maria Sonia (BRA)

#### JPN - Japan

No.	Name	Pos	Age	Sport Class	Current Games Statistics						
					PPG	FG%	3FG%	FT%	RPG	APG	MPG (GP)
4	BETTO Yuka	F	37	3.0	2.0	25				1.0	08:30 (1)
5	MASHIKO Megumi	G	38	3.0	11.0	63	0	50	4.0	3.0	34:53 (1)
6	URAMOTO Miki	G	26	2.5	0.0			0			03:23 (1)
7	TANEDA Kimi	G	33	1.0	1.0	0		50			06:37 (1)
8	KOSUZUKI Tomomi	F	29	3.5	0.0						00:00 (0)
9	TAKABAYASHI Mika (C)	G	37	1.5	6.0	43	0		5.0	5.0	40:00 (1)
10	YOSHIDA Erika	F	31	1.0	2.0	50			2.0	1.0	30:00 (1)
11	KAWAKAMI Rie	F	37	1.0	0.0						00:00 (0)
12	TAKUBO Ikumi	F	25	4.0	11.0	36		25	11.0	1.0	40:00 (1)
13	SUGAHARA Naoko	C	40	4.5	0.0	0			1.0		04:39 (1)
14	SOEDA Tomoe	F	33	3.5	0.0						00:00 (0)
15	AMIMOTO Mari	F	19	4.5	16.0	22	0	57	4.0	3.0	31:58 (1)
Team			32.1		49.0	34	0	46	27.0	14.0	
<b>Coach</b>		IWASA Yoshiaki									
<b>Assistant Coach</b>		KIKUCHI Tetsuhiro									

JPN Played		
PR	CHN	49-46
PR	CAN	09 SEP
PR	NED	10 SEP

#### MEX - Mexico

No.	Name	Pos	Age	Sport Class	Current Games Statistics						
					PPG	FG%	3FG%	FT%	RPG	APG	MPG (GP)
4	VAZQUEZ SUAREZ C		42	2.5	2.0	33			1.0		21:28 (1)
5	RODRIGUEZ VELAZQU.	G	41	2.0	2.0	33			5.0		18:32 (1)
6	TORRES LOPEZ Rocio	C	34	3.5	4.0	40	0		6.0		24:23 (1)
7	ESTRADA BERNAL F	C	18	4.0	3.0	25		50	6.0		16:43 (1)
8	PEREZ PACHECO Anaisa	G	16	2.5	0.0						00:00 (0)
9	VAZQUEZ D. L (C)	F	42	4.0	21.0	41	14	50	17.0	2.0	38:54 (1)
10	CAMARA ARANGO Rosa	F	51	3.0	2.0	100			2.0		11:06 (1)
11	TORRES R. A	G	41	3.0	2.0	33					08:13 (1)
12	MIRANDA Claudia Magali	G	30	3.0	10.0	57	0	100	3.0	3.0	20:41 (1)
13	GUZMAN ACOSTA R	F	31	3.0	0.0						00:00 (0)
14	VERA Rosa Herlinda	G	43	2.0	0.0						00:00 (0)
15	GARCIA AMADOR Wendy	G	27	1.0	0.0	0	0		3.0	1.0	40:00 (1)
Team			34.7		46.0	37	10	63	43.0	6.0	
<b>Coach</b>		DAVILA Aaron									
<b>Assistant Coach</b>		PIMENTEL Rene									

MEX Played		
PR	NED	46-59
PR	CHN	09 SEP
PR	CAN	11 SEP

#### Legend:

3FG%	3 Field Goals %	APG	Assists per Game	C	Centre	F	Forward
FG%	Field Goals %	FT%	Free Throws %	G	Guard	GP	Games Played
MPG	Minutes Played per Game	Pos	Playing Position	PPG	Points per Game	PR	Preliminary Round
RPG	Rebounds per Game						



## PLAY BY PLAY

文字比分播报

JPN 21 vs 15 MEX

Attendance: 0

Scoring by 5 min intervals:

	Q1		Q2	
JPN	6	14	16	21
MEX	2	8	10	15

### FIRST QUARTER

#### Quarter Starters:

**JPN** 5 MASHIKO M                      9 TAKABAYASHI M                      10 YOSHIDA E                      12 TAKUBO I                      15 AMIMOTO M  
**MEX** 5 RODRIGUEZ VELAZQU.   7 ESTRADA BERNAL F                      9 VAZQUEZ D. L                      12 MIRANDA CM                      15 GARCIA AMADOR W

Game Time	JPN - Japan	Score	Lead	MEX - Mexico
10:00	5 MASHIKO M Player IN <<<<<<			
10:00	9 TAKABAYASHI M Player IN <<<<<<			
10:00	10 YOSHIDA E Player IN <<<<<<			
10:00	12 TAKUBO I Player IN <<<<<<			
10:00	15 AMIMOTO M Player IN <<<<<<			
10:00				5 RODRIGUEZ VELAZQU. Player IN <<<<<<
10:00				7 ESTRADA BERNAL F Player IN <<<<<<
10:00				9 VAZQUEZ D. L Player IN <<<<<<
10:00				12 MIRANDA CM Player IN <<<<<<
10:00				15 GARCIA AMADOR W Player IN <<<<<<
10:00	15 AMIMOTO M Tap off lost			7 ESTRADA BERNAL F Tap off won
09:41		0-2	-2	9 VAZQUEZ D. L 2-Pts paint made (2 In)
09:38				12 MIRANDA CM Assist
09:28	12 TAKUBO I 2 Pts paint missed (2 Out)			
09:25				9 VAZQUEZ D. L Defensive Rebound
09:10				7 ESTRADA BERNAL F 2 Pts paint missed (2 Out)
09:08				12 MIRANDA CM Offensive Rebound
08:55				12 MIRANDA CM Turnover
08:55	5 MASHIKO M Steal			
08:36	15 AMIMOTO M 2 Pts paint missed (2 Out)			
08:33	15 AMIMOTO M Offensive Rebound			
08:33	15 AMIMOTO M 2 Pts paint missed (2 Out)			
08:31				9 VAZQUEZ D. L Defensive Rebound
08:08				12 MIRANDA CM 3-Pts missed (3 Out)
08:06	10 YOSHIDA E Defensive Rebound			
07:44				15 GARCIA AMADOR W Personal foul
07:44	15 AMIMOTO M Foul On			
07:44	15 AMIMOTO M Free Throw made (1 In)	1-2	-1	
07:44	15 AMIMOTO M Free Throw made (1 In)	2-2	0	
07:24				12 MIRANDA CM Turnover
07:02	12 TAKUBO I 2-Pts paint made (2 In)	4-2	+2	
07:00	9 TAKABAYASHI M Assist			
06:34				9 VAZQUEZ D. L 3-Pts missed (3 Out)
06:32	Defensive Rebound			





## PLAY BY PLAY

文字比分播报

JPN 21 vs 15 MEX

Attendance: 0

Game Time	JPN - Japan	Score	Lead	MEX - Mexico
06:20	12 TAKUBO I 2-Pts paint made (2 In)	6-2	+4	
06:19	5 MASHIKO M Assist			
06:13	12 TAKUBO I Personal foul			
06:13				7 ESTRADA BERNAL F Foul On
06:05				5 RODRIGUEZ VELAZQU. Turnover
06:05				Time out
05:55	15 AMIMOTO M 2 Pts paint missed (2 Out)			
05:55				Defensive Rebound
05:42				15 GARCIA AMADOR W 2 Pts paint missed (2 Out)
05:41	15 AMIMOTO M Defensive Rebound			
05:34	5 MASHIKO M Turnover			
05:18				7 ESTRADA BERNAL F 2 Pts paint missed (2 Out)
05:18	Defensive Rebound			
05:18	5 MASHIKO M Player OUT ---->>			
05:18	4 BETTO Y Player IN <<----			
05:03				9 VAZQUEZ D. L Personal foul
05:03	15 AMIMOTO M Foul On			
05:03	15 AMIMOTO M Free Throw missed (1 Out)			
05:01	15 AMIMOTO M Free Throw missed (1 Out)			
04:58				5 RODRIGUEZ VELAZQU. Defensive Rebound
04:56				15 GARCIA AMADOR W Offensive foul
04:56				15 GARCIA AMADOR W Turnover
04:56	9 TAKABAYASHI M Foul On			
04:33	15 AMIMOTO M 2-Pts missed (2 out)			
04:32				9 VAZQUEZ D. L Defensive Rebound
04:24	15 AMIMOTO M Steal			
04:24				12 MIRANDA CM Turnover
04:16	15 AMIMOTO M 2-Pts made (2 In)	8-2	+6	
04:13	12 TAKUBO I Assist			
03:46				9 VAZQUEZ D. L 3-Pts missed (3 Out)
03:46				5 RODRIGUEZ VELAZQU. Player OUT ---->>
03:46				7 ESTRADA BERNAL F Player OUT ---->>
03:46				4 VAZQUEZ SUAREZ C Player IN <<----
03:46				6 TORRES LOPEZ R Player IN <<----
03:46	Defensive Rebound			
03:27	12 TAKUBO I 2-Pts paint made (2 In)	10-2	+8	
03:09		10-4	+6	9 VAZQUEZ D. L 2-Pts paint made (2 In)
03:09				15 GARCIA AMADOR W Assist
03:09	4 BETTO Y Personal foul			
03:09				9 VAZQUEZ D. L Foul On
03:08				9 VAZQUEZ D. L Free Throw missed (1 Out)
03:05				9 VAZQUEZ D. L Offensive Rebound



## PLAY BY PLAY

文字比分播报

JPN 21 vs 15 MEX

Attendance: 0

Game Time	JPN - Japan	Score	Lead	MEX - Mexico
03:04				12 MIRANDA CM Turnover
02:48	12 TAKUBO I 2-Pts made (2 In)	12-4	+8	
02:47	4 BETTO Y Assist			
02:26				12 MIRANDA CM 2 Pts paint missed (2 Out)
02:23	9 TAKABAYASHI M Defensive Rebound			
02:05	12 TAKUBO I 2-Pts made (2 In)	14-4	+10	
02:04	4 BETTO Y Assist			
01:54				9 VAZQUEZ D. L Turnover
01:54				12 MIRANDA CM Player OUT ---->>
01:54				10 CAMARA ARANGO R Player IN <<----
01:54	4 BETTO Y Player OUT ---->>			
01:54	9 TAKABAYASHI M Player OUT ---->>			
01:54	7 TANEDA K Player IN <<----			
01:54	14 SOEDA T Player IN <<----			
01:46	15 AMIMOTO M Turnover			
01:28				9 VAZQUEZ D. L Turnover
01:28	15 AMIMOTO M Steal			
01:15	12 TAKUBO I 2 Pts paint missed (2 Out)			
01:13				6 TORRES LOPEZ R Defensive Rebound
00:57		14-6	+8	9 VAZQUEZ D. L 2-Pts made (2 In)
00:57	7 TANEDA K Personal foul			
00:57				6 TORRES LOPEZ R Foul On
00:37				4 VAZQUEZ SUAREZ C 2 Pts paint missed (2 Out)
00:35	7 TANEDA K Defensive Rebound			
00:23	15 AMIMOTO M 2-Pts missed (2 out)			
00:21				6 TORRES LOPEZ R Defensive Rebound
00:10		14-8	+6	9 VAZQUEZ D. L 2-Pts made (2 In)

## SECOND QUARTER

### Quarter Starters:

JPN 14 SOEDA T                      7 TANEDA K                      12 TAKUBO I                      10 YOSHIDA E                      15 AMIMOTO M  
MEX 15 GARCIA AMADOR W      10 CAMARA ARANGO R      4 VAZQUEZ SUAREZ C      6 TORRES LOPEZ R      9 VAZQUEZ D. L

Game Time	JPN - Japan	Score	Lead	MEX - Mexico
10:00	14 SOEDA T Player IN <<----			
10:00	7 TANEDA K Player IN <<----			
10:00	12 TAKUBO I Player IN <<----			
10:00	10 YOSHIDA E Player IN <<----			
10:00	15 AMIMOTO M Player IN <<----			
10:00				15 GARCIA AMADOR W Player IN <<----
10:00				10 CAMARA ARANGO R Player IN <<----
10:00				4 VAZQUEZ SUAREZ C Player IN <<----
10:00				6 TORRES LOPEZ R Player IN <<----



## PLAY BY PLAY

文字比分播报

JPN 21 vs 15 MEX

Attendance: 0

Game Time	JPN - Japan	Score	Lead	MEX - Mexico
10:00				9 VAZQUEZ D. L Player IN <<----
09:58	Tap off situation, throw-in			
09:52	12 TAKUBO I Turnover			
09:52				4 VAZQUEZ SUAREZ C Steal
09:45				Tap off situation, throw-in
09:34	15 AMIMOTO M Steal			
09:34				6 TORRES LOPEZ R Turnover
09:34				4 VAZQUEZ SUAREZ C Personal foul
09:34	15 AMIMOTO M Foul On			
09:24	14 SOEDA T 2 Pts paint missed (2 Out)			
09:22				9 VAZQUEZ D. L Defensive Rebound
09:06				9 VAZQUEZ D. L 2 Pts paint missed (2 Out)
09:02				4 VAZQUEZ SUAREZ C Offensive Rebound
09:02		14-10	+4	4 VAZQUEZ SUAREZ C 2-Pts paint made (2 In)
08:43	12 TAKUBO I 2-Pts missed (2 out)			
08:40				15 GARCIA AMADOR W Defensive Rebound
08:14				10 CAMARA ARANGO R 2-Pts missed (2 out)
08:11	15 AMIMOTO M Defensive Rebound			
08:10	15 AMIMOTO M Turnover			
08:10				10 CAMARA ARANGO R Player OUT ---->>
08:10				11 TORRES R. A Player IN <<----
07:42				15 GARCIA AMADOR W 2 Pts paint missed (2 Out)
07:38				4 VAZQUEZ SUAREZ C Offensive Rebound
07:38				4 VAZQUEZ SUAREZ C Turnover
07:26	15 AMIMOTO M 2 Pts paint missed (2 Out)			
07:24				9 VAZQUEZ D. L Defensive Rebound
07:14				11 TORRES R. A 2 Pts paint missed (2 Out)
07:12	14 SOEDA T Defensive Rebound			
07:04	Tap off situation, throw-in			
06:48	12 TAKUBO I 2-Pts paint made (2 In)	16-10	+6	
06:47	14 SOEDA T Assist			
06:31	14 SOEDA T Steal			
06:31				15 GARCIA AMADOR W Turnover
06:21	12 TAKUBO I 2 Pts paint missed (2 Out)			
06:19				4 VAZQUEZ SUAREZ C Defensive Rebound
06:10				4 VAZQUEZ SUAREZ C Turnover
06:10	10 YOSHIDA E Player OUT ---->>			
06:10	11 KAWAKAMI R Player IN <<----			
05:57	15 AMIMOTO M 2 Pts paint missed (2 Out)			
05:54				6 TORRES LOPEZ R Defensive Rebound
05:44				6 TORRES LOPEZ R 2 Pts paint missed (2 Out)
05:42				4 VAZQUEZ SUAREZ C Offensive Rebound



## PLAY BY PLAY

文字比分播报

JPN 21 vs 15 MEX

Attendance: 0

Game Time	JPN - Japan	Score	Lead	MEX - Mexico
05:33				11 TORRES R. A 2-Pts missed (2 out)
05:29	15 AMIMOTO M Defensive Rebound			
05:07				6 TORRES LOPEZ R Blocked Shot
05:05	12 TAKUBO I 2-Pts missed (2 out)			
05:02				6 TORRES LOPEZ R Defensive Rebound
04:53		16-12	+4	6 TORRES LOPEZ R 2-Pts paint made (2 In)
04:43				11 TORRES R. A Personal foul
04:43	15 AMIMOTO M Foul On			
04:43				11 TORRES R. A Player OUT ---->>
04:43				12 MIRANDA CM Player IN <<----
04:43	12 TAKUBO I Player OUT ---->>			
04:43	14 SOEDA T Player OUT ---->>			
04:43	4 BETTO Y Player IN <<----			
04:43	13 SUGAHARA N Player IN <<----			
04:43	15 AMIMOTO M Free Throw missed (1 Out)			
04:43	15 AMIMOTO M Free Throw made (1 In)	17-12	+5	
04:30				9 VAZQUEZ D. L Turnover
04:20	15 AMIMOTO M Turnover			
03:56				6 TORRES LOPEZ R 2 Pts paint missed (2 Out)
03:56	Defensive Rebound			
03:30	13 SUGAHARA N Turnover			
03:19	13 SUGAHARA N Personal foul			
03:19				9 VAZQUEZ D. L Foul On
03:19	4 BETTO Y Player OUT ---->>			
03:19	5 MASHIKO M Player IN <<----			
03:19				9 VAZQUEZ D. L Free Throw missed (1 Out)
03:19				9 VAZQUEZ D. L Free Throw missed (1 Out)
03:16	15 AMIMOTO M Defensive Rebound			
03:04	13 SUGAHARA N 2 Pts paint missed (2 Out)			
03:03				4 VAZQUEZ SUAREZ C Defensive Rebound
02:51	13 SUGAHARA N Steal			
02:51				4 VAZQUEZ SUAREZ C Turnover
02:33	15 AMIMOTO M 2-Pts paint made (2 In)	19-12	+7	
02:30	5 MASHIKO M Assist			
02:21				4 VAZQUEZ SUAREZ C Turnover
02:06	15 AMIMOTO M 2-Pts missed (2 out)			
02:06				Defensive Rebound
02:06				12 MIRANDA CM Player OUT ---->>
02:06				13 GUZMAN ACOSTA R Player IN <<----
01:48				9 VAZQUEZ D. L Turnover
01:31	5 MASHIKO M 2-Pts made (2 In)	21-12	+9	
01:29	15 AMIMOTO M Assist			



## PLAY BY PLAY

文字比分播报

**JPN 21 vs 15 MEX**

**Attendance: 0**

Game Time	JPN - Japan	Score	Lead	MEX - Mexico
01:02				6 TORRES LOPEZ R 2 Pts paint missed (2 Out)
00:59	13 SUGAHARA N Defensive Rebound			
00:44	7 TANEDA K 2 Pts paint missed (2 Out)			
00:43				9 VAZQUEZ D. L Defensive Rebound
00:35		21-14	+7	13 GUZMAN ACOSTA R 2-Pts paint made (2 In)
00:35				9 VAZQUEZ D. L Assist
00:35	13 SUGAHARA N Personal foul			
00:35				13 GUZMAN ACOSTA R Foul On
00:35		21-15	+6	13 GUZMAN ACOSTA R Free Throw made (1 In)
00:06	5 MASHIKO M 3-Pts missed (3 Out)			
00:03				9 VAZQUEZ D. L Defensive Rebound
00:01				6 TORRES LOPEZ R 3-Pts missed (3 Out)



## PLAY BY PLAY

文字比分播报

JPN 52 vs 34 MEX

Attendance: 2640

Scoring by 5 min intervals:		Q1		Q2		Q3		Q4	
JPN		6	14	16	21	27	35	39	52
MEX		2	8	10	15	21	25	32	34

### FIRST QUARTER

#### Quarter Starters:

**JPN** 5 MASHIKO M                      9 TAKABAYASHI M                      10 YOSHIDA E                      12 TAKUBO I                      15 AMIMOTO M  
**MEX** 5 RODRIGUEZ VELAZQU.    7 ESTRADA BERNAL F                      9 VAZQUEZ D. L                      12 MIRANDA CM                      15 GARCIA AMADOR W

Game Time	JPN - Japan	Score	Lead	MEX - Mexico
10:00	5 MASHIKO M Player IN <<<<<<			
10:00	9 TAKABAYASHI M Player IN <<<<<<			
10:00	10 YOSHIDA E Player IN <<<<<<			
10:00	12 TAKUBO I Player IN <<<<<<			
10:00	15 AMIMOTO M Player IN <<<<<<			
10:00				5 RODRIGUEZ VELAZQU. Player IN <<<<<<
10:00				7 ESTRADA BERNAL F Player IN <<<<<<
10:00				9 VAZQUEZ D. L Player IN <<<<<<
10:00				12 MIRANDA CM Player IN <<<<<<
10:00				15 GARCIA AMADOR W Player IN <<<<<<
10:00	15 AMIMOTO M Tap off lost			7 ESTRADA BERNAL F Tap off won
09:41		0-2	-2	9 VAZQUEZ D. L 2-Pts paint made (2 In)
09:38				12 MIRANDA CM Assist
09:28	12 TAKUBO I 2 Pts paint missed (2 Out)			
09:25				9 VAZQUEZ D. L Defensive Rebound
09:10				7 ESTRADA BERNAL F 2 Pts paint missed (2 Out)
09:08				12 MIRANDA CM Offensive Rebound
08:55				12 MIRANDA CM Turnover
08:55	5 MASHIKO M Steal			
08:36	15 AMIMOTO M 2 Pts paint missed (2 Out)			
08:33	15 AMIMOTO M Offensive Rebound			
08:33	15 AMIMOTO M 2 Pts paint missed (2 Out)			
08:31				9 VAZQUEZ D. L Defensive Rebound
08:08				12 MIRANDA CM 3-Pts missed (3 Out)
08:06	10 YOSHIDA E Defensive Rebound			
07:44				15 GARCIA AMADOR W Personal foul
07:44	15 AMIMOTO M Foul On			
07:44	15 AMIMOTO M Free Throw made (1 In)	1-2	-1	
07:44	15 AMIMOTO M Free Throw made (1 In)	2-2	0	
07:24				12 MIRANDA CM Turnover
07:02	12 TAKUBO I 2-Pts paint made (2 In)	4-2	+2	
07:00	9 TAKABAYASHI M Assist			
06:34				9 VAZQUEZ D. L 3-Pts missed (3 Out)
06:32	Defensive Rebound			



## PLAY BY PLAY

文字比分播报

JPN 52 vs 34 MEX

Attendance: 2640

Game Time	JPN - Japan	Score	Lead	MEX - Mexico
06:20	12 TAKUBO I 2-Pts paint made (2 In)	6-2	+4	
06:19	5 MASHIKO M Assist			
06:13	12 TAKUBO I Personal foul			
06:13				7 ESTRADA BERNAL F Foul On
06:05				5 RODRIGUEZ VELAZQU. Turnover
06:05				Time out
05:55	15 AMIMOTO M 2 Pts paint missed (2 Out)			
05:55				Defensive Rebound
05:42				15 GARCIA AMADOR W 2 Pts paint missed (2 Out)
05:41	15 AMIMOTO M Defensive Rebound			
05:34	5 MASHIKO M Turnover			
05:18				7 ESTRADA BERNAL F 2 Pts paint missed (2 Out)
05:18	Defensive Rebound			
05:18	5 MASHIKO M Player OUT ---->>			
05:18	4 BETTO Y Player IN <<----			
05:03				9 VAZQUEZ D. L Personal foul
05:03	15 AMIMOTO M Foul On			
05:03	15 AMIMOTO M Free Throw missed (1 Out)			
05:01	15 AMIMOTO M Free Throw missed (1 Out)			
04:58				5 RODRIGUEZ VELAZQU. Defensive Rebound
04:56				15 GARCIA AMADOR W Offensive foul
04:56				15 GARCIA AMADOR W Turnover
04:56	9 TAKABAYASHI M Foul On			
04:33	15 AMIMOTO M 2-Pts missed (2 out)			
04:32				9 VAZQUEZ D. L Defensive Rebound
04:24	15 AMIMOTO M Steal			
04:24				12 MIRANDA CM Turnover
04:16	15 AMIMOTO M 2-Pts made (2 In)	8-2	+6	
04:13	12 TAKUBO I Assist			
03:46				9 VAZQUEZ D. L 3-Pts missed (3 Out)
03:46				5 RODRIGUEZ VELAZQU. Player OUT ---->>
03:46				7 ESTRADA BERNAL F Player OUT ---->>
03:46				4 VAZQUEZ SUAREZ C Player IN <<----
03:46				6 TORRES LOPEZ R Player IN <<----
03:46	Defensive Rebound			
03:27	12 TAKUBO I 2-Pts paint made (2 In)	10-2	+8	
03:09		10-4	+6	9 VAZQUEZ D. L 2-Pts paint made (2 In)
03:09				15 GARCIA AMADOR W Assist
03:09	4 BETTO Y Personal foul			
03:09				9 VAZQUEZ D. L Foul On
03:08				9 VAZQUEZ D. L Free Throw missed (1 Out)
03:05				9 VAZQUEZ D. L Offensive Rebound



## PLAY BY PLAY

文字比分播报

JPN 52 vs 34 MEX

Attendance: 2640

Game Time	JPN - Japan	Score	Lead	MEX - Mexico
03:04				12 MIRANDA CM Turnover
02:48	12 TAKUBO I 2-Pts made (2 In)	12-4	+8	
02:47	4 BETTO Y Assist			
02:26				12 MIRANDA CM 2 Pts paint missed (2 Out)
02:23	9 TAKABAYASHI M Defensive Rebound			
02:05	12 TAKUBO I 2-Pts made (2 In)	14-4	+10	
02:04	4 BETTO Y Assist			
01:54				9 VAZQUEZ D. L Turnover
01:54				12 MIRANDA CM Player OUT ---->>
01:54				10 CAMARA ARANGO R Player IN <<----
01:54	4 BETTO Y Player OUT ---->>			
01:54	9 TAKABAYASHI M Player OUT ---->>			
01:54	7 TANEDA K Player IN <<----			
01:54	14 SOEDA T Player IN <<----			
01:46	15 AMIMOTO M Turnover			
01:28				9 VAZQUEZ D. L Turnover
01:28	15 AMIMOTO M Steal			
01:15	12 TAKUBO I 2 Pts paint missed (2 Out)			
01:13				6 TORRES LOPEZ R Defensive Rebound
00:57		14-6	+8	9 VAZQUEZ D. L 2-Pts made (2 In)
00:57	7 TANEDA K Personal foul			
00:57				6 TORRES LOPEZ R Foul On
00:37				4 VAZQUEZ SUAREZ C 2 Pts paint missed (2 Out)
00:35	7 TANEDA K Defensive Rebound			
00:23	15 AMIMOTO M 2-Pts missed (2 out)			
00:21				6 TORRES LOPEZ R Defensive Rebound
00:10		14-8	+6	9 VAZQUEZ D. L 2-Pts made (2 In)

## SECOND QUARTER

### Quarter Starters:

JPN 14 SOEDA T                      7 TANEDA K                      12 TAKUBO I                      10 YOSHIDA E                      15 AMIMOTO M  
MEX 15 GARCIA AMADOR W      10 CAMARA ARANGO R      4 VAZQUEZ SUAREZ C      6 TORRES LOPEZ R      9 VAZQUEZ D. L

Game Time	JPN - Japan	Score	Lead	MEX - Mexico
10:00	14 SOEDA T Player IN <<----			
10:00	7 TANEDA K Player IN <<----			
10:00	12 TAKUBO I Player IN <<----			
10:00	10 YOSHIDA E Player IN <<----			
10:00	15 AMIMOTO M Player IN <<----			
10:00				15 GARCIA AMADOR W Player IN <<----
10:00				10 CAMARA ARANGO R Player IN <<----
10:00				4 VAZQUEZ SUAREZ C Player IN <<----
10:00				6 TORRES LOPEZ R Player IN <<----





## PLAY BY PLAY

文字比分播报

JPN 52 vs 34 MEX

Attendance: 2640

Game Time	JPN - Japan	Score	Lead	MEX - Mexico
10:00				9 VAZQUEZ D. L Player IN <<----
09:58	Tap off situation, throw-in			
09:52	12 TAKUBO I Turnover			
09:52				4 VAZQUEZ SUAREZ C Steal
09:45				Tap off situation, throw-in
09:34	15 AMIMOTO M Steal			
09:34				6 TORRES LOPEZ R Turnover
09:34				4 VAZQUEZ SUAREZ C Personal foul
09:34	15 AMIMOTO M Foul On			
09:24	14 SOEDA T 2 Pts paint missed (2 Out)			
09:22				9 VAZQUEZ D. L Defensive Rebound
09:06				9 VAZQUEZ D. L 2 Pts paint missed (2 Out)
09:02				4 VAZQUEZ SUAREZ C Offensive Rebound
09:02		14-10	+4	4 VAZQUEZ SUAREZ C 2-Pts paint made (2 In)
08:43	12 TAKUBO I 2-Pts missed (2 out)			
08:40				15 GARCIA AMADOR W Defensive Rebound
08:14				10 CAMARA ARANGO R 2-Pts missed (2 out)
08:11	15 AMIMOTO M Defensive Rebound			
08:10	15 AMIMOTO M Turnover			
08:10				10 CAMARA ARANGO R Player OUT ---->>
08:10				11 TORRES R. A Player IN <<----
07:42				15 GARCIA AMADOR W 2 Pts paint missed (2 Out)
07:38				4 VAZQUEZ SUAREZ C Offensive Rebound
07:38				4 VAZQUEZ SUAREZ C Turnover
07:26	15 AMIMOTO M 2 Pts paint missed (2 Out)			
07:24				9 VAZQUEZ D. L Defensive Rebound
07:14				11 TORRES R. A 2 Pts paint missed (2 Out)
07:12	14 SOEDA T Defensive Rebound			
07:04	Tap off situation, throw-in			
06:48	12 TAKUBO I 2-Pts paint made (2 In)	16-10	+6	
06:47	14 SOEDA T Assist			
06:31	14 SOEDA T Steal			
06:31				15 GARCIA AMADOR W Turnover
06:21	12 TAKUBO I 2 Pts paint missed (2 Out)			
06:19				4 VAZQUEZ SUAREZ C Defensive Rebound
06:10				4 VAZQUEZ SUAREZ C Turnover
06:10	10 YOSHIDA E Player OUT ---->>			
06:10	11 KAWAKAMI R Player IN <<----			
05:57	15 AMIMOTO M 2 Pts paint missed (2 Out)			
05:54				6 TORRES LOPEZ R Defensive Rebound
05:44				6 TORRES LOPEZ R 2 Pts paint missed (2 Out)
05:42				4 VAZQUEZ SUAREZ C Offensive Rebound



## PLAY BY PLAY

文字比分播报

JPN 52 vs 34 MEX

Attendance: 2640

Game Time	JPN - Japan	Score	Lead	MEX - Mexico
05:33				11 TORRES R. A 2-Pts missed (2 out)
05:29	15 AMIMOTO M Defensive Rebound			
05:07				6 TORRES LOPEZ R Blocked Shot
05:05	12 TAKUBO I 2-Pts missed (2 out)			
05:02				6 TORRES LOPEZ R Defensive Rebound
04:53		16-12	+4	6 TORRES LOPEZ R 2-Pts paint made (2 In)
04:43				11 TORRES R. A Personal foul
04:43	15 AMIMOTO M Foul On			
04:43				11 TORRES R. A Player OUT ---->>
04:43				12 MIRANDA CM Player IN <<-----
04:43	12 TAKUBO I Player OUT ---->>			
04:43	14 SOEDA T Player OUT ---->>			
04:43	4 BETTO Y Player IN <<-----			
04:43	13 SUGAHARA N Player IN <<-----			
04:43	15 AMIMOTO M Free Throw missed (1 Out)			
04:43	15 AMIMOTO M Free Throw made (1 In)	17-12	+5	
04:30				9 VAZQUEZ D. L Turnover
04:20	15 AMIMOTO M Turnover			
03:56				6 TORRES LOPEZ R 2 Pts paint missed (2 Out)
03:56	Defensive Rebound			
03:30	13 SUGAHARA N Turnover			
03:19	13 SUGAHARA N Personal foul			
03:19				9 VAZQUEZ D. L Foul On
03:19	4 BETTO Y Player OUT ---->>			
03:19	5 MASHIKO M Player IN <<-----			
03:19				9 VAZQUEZ D. L Free Throw missed (1 Out)
03:19				9 VAZQUEZ D. L Free Throw missed (1 Out)
03:16	15 AMIMOTO M Defensive Rebound			
03:04	13 SUGAHARA N 2 Pts paint missed (2 Out)			
03:03				4 VAZQUEZ SUAREZ C Defensive Rebound
02:51	13 SUGAHARA N Steal			
02:51				4 VAZQUEZ SUAREZ C Turnover
02:33	15 AMIMOTO M 2-Pts paint made (2 In)	19-12	+7	
02:30	5 MASHIKO M Assist			
02:21				4 VAZQUEZ SUAREZ C Turnover
02:06	15 AMIMOTO M 2-Pts missed (2 out)			
02:06				Defensive Rebound
02:06				12 MIRANDA CM Player OUT ---->>
02:06				13 GUZMAN ACOSTA R Player IN <<-----
01:48				9 VAZQUEZ D. L Turnover
01:31	5 MASHIKO M 2-Pts made (2 In)	21-12	+9	
01:29	15 AMIMOTO M Assist			



## PLAY BY PLAY

文字比分播报

JPN 52 vs 34 MEX

Attendance: 2640

Game Time	JPN - Japan	Score	Lead	MEX - Mexico
01:02				6 TORRES LOPEZ R 2 Pts paint missed (2 Out)
00:59	13 SUGAHARA N Defensive Rebound			
00:44	7 TANEDA K 2 Pts paint missed (2 Out)			
00:43				9 VAZQUEZ D. L Defensive Rebound
00:35		21-14	+7	13 GUZMAN ACOSTA R 2-Pts paint made (2 In)
00:35				9 VAZQUEZ D. L Assist
00:35	13 SUGAHARA N Personal foul			
00:35				13 GUZMAN ACOSTA R Foul On
00:35		21-15	+6	13 GUZMAN ACOSTA R Free Throw made (1 In)
00:06	5 MASHIKO M 3-Pts missed (3 Out)			
00:03				9 VAZQUEZ D. L Defensive Rebound
00:01				6 TORRES LOPEZ R 3-Pts missed (3 Out)

## THIRD QUARTER

### Quarter Starters:

JPN 5 MASHIKO M      9 TAKABAYASHI M      10 YOSHIDA E      12 TAKUBO I      15 AMIMOTO M  
MEX 6 TORRES LOPEZ R      9 VAZQUEZ D. L      13 GUZMAN ACOSTA R      15 GARCIA AMADOR W      4 VAZQUEZ SUAREZ C

Game Time	JPN - Japan	Score	Lead	MEX - Mexico
10:00	5 MASHIKO M Player IN <<----			
10:00	9 TAKABAYASHI M Player IN <<----			
10:00	10 YOSHIDA E Player IN <<----			
10:00	12 TAKUBO I Player IN <<----			
10:00	15 AMIMOTO M Player IN <<----			
10:00				6 TORRES LOPEZ R Player IN <<----
10:00				9 VAZQUEZ D. L Player IN <<----
10:00				13 GUZMAN ACOSTA R Player IN <<----
10:00				14 VERA RH Player IN <<----
10:00				4 VAZQUEZ SUAREZ C Player IN <<----
10:00				14 VERA RH Player OUT ---->>
10:00				15 GARCIA AMADOR W Player IN <<----
09:59				Tap off situation, throw-in
09:41		21-17	+4	15 GARCIA AMADOR W 2-Pts paint made (2 In)
09:40				9 VAZQUEZ D. L Assist
09:28	15 AMIMOTO M 2 Pts paint missed (2 Out)			
09:26				13 GUZMAN ACOSTA R Defensive Rebound
09:12		21-19	+2	4 VAZQUEZ SUAREZ C 2-Pts paint made (2 In)
09:10				9 VAZQUEZ D. L Assist
08:49	12 TAKUBO I 2-Pts paint made (2 In)	23-19	+4	
08:47	5 MASHIKO M Assist			
08:35				4 VAZQUEZ SUAREZ C Fast Break
08:34		23-21	+2	4 VAZQUEZ SUAREZ C 2-Pts paint made (2 In)
08:32				9 VAZQUEZ D. L Assist



## PLAY BY PLAY

文字比分播报

JPN 52 vs 34 MEX

Attendance: 2640

Game Time	JPN - Japan	Score	Lead	MEX - Mexico
08:20	15 AMIMOTO M 2-Pts made (2 In)	25-21	+4	
08:18	5 MASHIKO M Assist			
08:04				13 GUZMAN ACOSTA R Turnover
08:04				4 VAZQUEZ SUAREZ C Steal
08:04	12 TAKUBO I Turnover			
07:38	5 MASHIKO M Personal foul			
07:38				13 GUZMAN ACOSTA R Foul On
07:38				13 GUZMAN ACOSTA R Free Throw missed (1 Out)
07:38				13 GUZMAN ACOSTA R Free Throw missed (1 Out)
07:38	10 YOSHIDA E Player OUT ---->>			
07:38	7 TANEDA K Player IN <<----			
07:16	15 AMIMOTO M 2 Pts paint missed (2 Out)			
07:15				6 TORRES LOPEZ R Defensive Rebound
07:03				4 VAZQUEZ SUAREZ C 2-Pts missed (2 out)
07:01				15 GARCIA AMADOR W Offensive Rebound
07:01				15 GARCIA AMADOR W 2 Pts paint missed (2 Out)
06:59	12 TAKUBO I Defensive Rebound			
06:40	5 MASHIKO M Turnover			
06:30				13 GUZMAN ACOSTA R 2 Pts paint missed (2 Out)
06:29	15 AMIMOTO M Defensive Rebound			
06:08	5 MASHIKO M 2-Pts missed (2 out)			
06:06				6 TORRES LOPEZ R Defensive Rebound
05:49				9 VAZQUEZ D. L 2-Pts missed (2 out)
05:46				13 GUZMAN ACOSTA R Offensive Rebound
05:34				13 GUZMAN ACOSTA R Turnover
05:26	12 TAKUBO I 2-Pts paint made (2 In)	27-21	+6	
05:24	15 AMIMOTO M Assist			
05:06				13 GUZMAN ACOSTA R Turnover
05:06				13 GUZMAN ACOSTA R Player OUT ---->>
05:06				10 CAMARA ARANGO R Player IN <<----
05:06	5 MASHIKO M Player OUT ---->>			
05:06	4 BETTO Y Player IN <<----			
04:48	15 AMIMOTO M 2-Pts paint made (2 In)	29-21	+8	
04:46	12 TAKUBO I Assist			
04:27				4 VAZQUEZ SUAREZ C Offensive foul
04:27				4 VAZQUEZ SUAREZ C Turnover
04:27	12 TAKUBO I Foul On			
04:12	12 TAKUBO I 2 Pts paint missed (2 Out)			
04:10				15 GARCIA AMADOR W Defensive Rebound
04:00	4 BETTO Y Personal foul			
04:00				15 GARCIA AMADOR W Foul On
04:00				4 VAZQUEZ SUAREZ C Player OUT ---->>



## PLAY BY PLAY

文字比分播报

JPN 52 vs 34 MEX

Attendance: 2640

Game Time	JPN - Japan	Score	Lead	MEX - Mexico
04:00				6 TORRES LOPEZ R Player OUT ---->>
04:00				5 RODRIGUEZ VELAZQU. Player IN <<----
04:00				7 ESTRADA BERNAL F Player IN <<----
03:47	12 TAKUBO I Steal			
03:47				9 VAZQUEZ D. L Turnover
03:45	Tap off situation, throw-in			
03:35	9 TAKABAYASHI M Turnover			
03:16				7 ESTRADA BERNAL F 2 Pts paint missed (2 Out)
03:13	15 AMIMOTO M Defensive Rebound			
03:07	15 AMIMOTO M 2-Pts paint made (2 In)	31-21	+10	
03:05	4 BETTO Y Assist			
02:47		31-23	+8	9 VAZQUEZ D. L 2-Pts paint made (2 In)
02:34				10 CAMARA ARANGO R Personal foul
02:34	12 TAKUBO I Foul On			
02:12	15 AMIMOTO M 2-Pts made (2 In)	33-23	+10	
01:51		33-25	+8	7 ESTRADA BERNAL F 2-Pts paint made (2 In)
01:51				15 GARCIA AMADOR W Assist
01:51	12 TAKUBO I Personal foul			
01:51				7 ESTRADA BERNAL F Foul On
01:49				7 ESTRADA BERNAL F Free Throw missed (1 Out)
01:46				9 VAZQUEZ D. L Offensive Rebound
01:46				9 VAZQUEZ D. L 2 Pts paint missed (2 Out)
01:44	4 BETTO Y Defensive Rebound			
01:22	12 TAKUBO I 2-Pts missed (2 out)			
01:20				9 VAZQUEZ D. L Defensive Rebound
01:09	9 TAKABAYASHI M Personal foul			
01:09				15 GARCIA AMADOR W Foul On
01:09				15 GARCIA AMADOR W Free Throw missed (1 Out)
01:09				15 GARCIA AMADOR W Free Throw missed (1 Out)
01:03	15 AMIMOTO M Defensive Rebound			
00:56	9 TAKABAYASHI M 2 Pts paint missed (2 Out)			
00:54				15 GARCIA AMADOR W Defensive Rebound
00:46	15 AMIMOTO M Steal			
00:46				9 VAZQUEZ D. L Turnover
00:42	15 AMIMOTO M 2-Pts paint made (2 In)	35-25	+10	
00:42	15 AMIMOTO M Fast Break			
00:42				Time out
00:36				10 CAMARA ARANGO R Turnover
00:16	9 TAKABAYASHI M 2-Pts missed (2 out)			
00:15				7 ESTRADA BERNAL F Defensive Rebound
00:04				7 ESTRADA BERNAL F 2 Pts paint missed (2 Out)
00:04				7 ESTRADA BERNAL F Offensive Rebound



## PLAY BY PLAY

文字比分播报

JPN 52 vs 34 MEX

Attendance: 2640

Game Time	JPN - Japan	Score	Lead	MEX - Mexico
00:04	15 AMIMOTO M Personal foul			
00:04				7 ESTRADA BERNAL F Foul On
00:04				7 ESTRADA BERNAL F Free Throw missed (1 Out)
00:04				7 ESTRADA BERNAL F Free Throw missed (1 Out)
00:01	Defensive Rebound			

## FOURTH QUARTER

### Quarter Starters:

JPN

MEX

Game Time	JPN - Japan	Score	Lead	MEX - Mexico
10:00				5 RODRIGUEZ VELAZQU. Player IN <<-----
10:00				7 ESTRADA BERNAL F Player IN <<-----
10:00				12 MIRANDA CM Player IN <<-----
10:00				9 VAZQUEZ D. L Player IN <<-----
10:00				15 GARCIA AMADOR W Player IN <<-----
10:00	4 BETTO Y Player IN <<-----			
10:00	7 TANEDA K Player IN <<-----			
10:00	15 AMIMOTO M Player IN <<-----			
10:00	12 TAKUBO I Player IN <<-----			
10:00	9 TAKABAYASHI M Player IN <<-----			
09:59				Tap off situation, throw-in
09:44				7 ESTRADA BERNAL F 2 Pts paint missed (2 Out)
09:42				7 ESTRADA BERNAL F Offensive Rebound
09:42		35-27	+8	7 ESTRADA BERNAL F 2-Pts paint made (2 In)
09:16	12 TAKUBO I 2-Pts missed (2 out)			
09:12	15 AMIMOTO M Offensive Rebound			
09:12	15 AMIMOTO M 2 Pts paint missed (2 Out)			
09:08				9 VAZQUEZ D. L Defensive Rebound
08:54				7 ESTRADA BERNAL F 2 Pts paint missed (2 Out)
08:54				7 ESTRADA BERNAL F Offensive Rebound
08:54	4 BETTO Y Personal foul			
08:54				7 ESTRADA BERNAL F Foul On
08:54				7 ESTRADA BERNAL F Free Throw missed (1 Out)
08:54		35-28	+7	7 ESTRADA BERNAL F Free Throw made (1 In)
08:38	12 TAKUBO I 2 Pts paint missed (2 Out)			
08:34	7 TANEDA K Offensive Rebound			
08:28	12 TAKUBO I 2-Pts missed (2 out)			
08:28				Defensive Rebound
08:05				9 VAZQUEZ D. L 3-Pts missed (3 Out)
08:04				15 GARCIA AMADOR W Offensive Rebound
08:04				15 GARCIA AMADOR W Turnover



## PLAY BY PLAY

文字比分播报

JPN 52 vs 34 MEX

Attendance: 2640

Game Time	JPN - Japan	Score	Lead	MEX - Mexico
07:50	4 BETTO Y 2-Pts paint made (2 In)	37-28	+9	
07:49	15 AMIMOTO M Assist			
07:13				9 VAZQUEZ D. L 2-Pts missed (2 out)
07:10	4 BETTO Y Defensive Rebound			
07:09	4 BETTO Y Turnover			
07:09				5 RODRIGUEZ VELAZQU. Steal
06:47		37-30	+7	12 MIRANDA CM 2-Pts paint made (2 In)
06:46				9 VAZQUEZ D. L Assist
06:23	15 AMIMOTO M 2-Pts paint made (2 In)	39-30	+9	
05:54				9 VAZQUEZ D. L 2-Pts missed (2 out)
05:52				7 ESTRADA BERNAL F Offensive Rebound
05:52				7 ESTRADA BERNAL F 2 Pts paint missed (2 Out)
05:51				7 ESTRADA BERNAL F Offensive Rebound
05:51				7 ESTRADA BERNAL F 2 Pts paint missed (2 Out)
05:44	12 TAKUBO I Defensive Rebound			
05:31	12 TAKUBO I 2 Pts paint missed (2 Out)			
05:29				15 GARCIA AMADOR W Defensive Rebound
05:15		39-32	+7	7 ESTRADA BERNAL F 2-Pts paint made (2 In)
05:13				9 VAZQUEZ D. L Assist
04:57				9 VAZQUEZ D. L Personal foul
04:57	15 AMIMOTO M Foul On			
04:57				7 ESTRADA BERNAL F Personal foul
04:57	4 BETTO Y Foul On			
04:49	9 TAKABAYASHI M Turnover			
04:17				9 VAZQUEZ D. L 3-Pts missed (3 Out)
04:15				12 MIRANDA CM Offensive Rebound
04:15				12 MIRANDA CM 2 Pts paint missed (2 Out)
04:14				15 GARCIA AMADOR W Offensive Rebound
04:14				15 GARCIA AMADOR W 2 Pts paint missed (2 Out)
04:04	4 BETTO Y Defensive Rebound			
03:57	15 AMIMOTO M 2-Pts paint made (2 In)	41-32	+9	
03:30				9 VAZQUEZ D. L 2 Pts paint missed (2 Out)
03:30				Time out
03:30	7 TANEDA K Player OUT ---->>			
03:30	10 YOSHIDA E Player IN <<----			
03:14	15 AMIMOTO M 2 Pts paint missed (2 Out)			
03:12				5 RODRIGUEZ VELAZQU. Defensive Rebound
02:53				15 GARCIA AMADOR W 2 Pts paint missed (2 Out)
02:51	12 TAKUBO I Defensive Rebound			
02:44	15 AMIMOTO M 2-Pts paint made (2 In)	43-32	+11	
02:41	15 AMIMOTO M Fast Break			
02:40	4 BETTO Y Assist			



## PLAY BY PLAY

文字比分播报

JPN 52 vs 34 MEX

Attendance: 2640

Game Time	JPN - Japan	Score	Lead	MEX - Mexico
02:33	15 AMIMOTO M Personal foul			
02:33				9 VAZQUEZ D. L Foul On
02:20	10 YOSHIDA E Personal foul			
02:20				7 ESTRADA BERNAL F Foul On
02:20				7 ESTRADA BERNAL F Free Throw missed (1 Out)
02:19				7 ESTRADA BERNAL F Free Throw missed (1 Out)
02:15	15 AMIMOTO M Defensive Rebound			
02:06				12 MIRANDA CM Personal foul
02:06	4 BETTO Y Foul On			
01:57	10 YOSHIDA E 2-Pts paint made (2 In)	45-32	+13	
01:54	9 TAKABAYASHI M Assist			
01:37		45-34	+11	12 MIRANDA CM 2-Pts paint made (2 In)
01:37				7 ESTRADA BERNAL F Assist
01:37	Time out			
01:19				12 MIRANDA CM Personal foul
01:19	15 AMIMOTO M Foul On			
00:59	9 TAKABAYASHI M 2-Pts made (2 In)	47-34	+13	
00:59	15 AMIMOTO M Assist			
00:51				9 VAZQUEZ D. L Turnover
00:51	10 YOSHIDA E Steal			
00:51	12 TAKUBO I Turnover			
00:22				9 VAZQUEZ D. L 3-Pts missed (3 Out)
00:20	4 BETTO Y Defensive Rebound			
00:18	15 AMIMOTO M 2-Pts paint made (2 In)	49-34	+15	
00:18	15 AMIMOTO M Fast Break			
00:17	4 BETTO Y Assist			
00:09				15 GARCIA AMADOR W Turnover
00:09	15 AMIMOTO M Steal			
00:09	4 BETTO Y Player OUT ---->>			
00:09	5 MASHIKO M Player IN <<----			
00:03	15 AMIMOTO M 3-Pts made (3 In)	52-34	+18	





## PLAY BY PLAY

文字比分播报

JPN 52 vs 34 MEX

Attendance: 7640

Scoring by 5 min intervals:		Q1		Q2		Q3		Q4	
JPN		6	14	16	21	27	35	39	52
MEX		2	8	10	15	21	25	32	34

### FIRST QUARTER

#### Quarter Starters:

**JPN** 5 MASHIKO M                      9 TAKABAYASHI M                      10 YOSHIDA E                      12 TAKUBO I                      15 AMIMOTO M  
**MEX** 5 RODRIGUEZ VELAZQU.    7 ESTRADA BERNAL F                      9 VAZQUEZ D. L                      12 MIRANDA CM                      15 GARCIA AMADOR W

Game Time	JPN - Japan	Score	Lead	MEX - Mexico
10:00	5 MASHIKO M Player IN <<<<<<			
10:00	9 TAKABAYASHI M Player IN <<<<<<			
10:00	10 YOSHIDA E Player IN <<<<<<			
10:00	12 TAKUBO I Player IN <<<<<<			
10:00	15 AMIMOTO M Player IN <<<<<<			
10:00				5 RODRIGUEZ VELAZQU. Player IN <<<<<<
10:00				7 ESTRADA BERNAL F Player IN <<<<<<
10:00				9 VAZQUEZ D. L Player IN <<<<<<
10:00				12 MIRANDA CM Player IN <<<<<<
10:00				15 GARCIA AMADOR W Player IN <<<<<<
10:00	15 AMIMOTO M Tap off lost			7 ESTRADA BERNAL F Tap off won
09:41		0-2	-2	9 VAZQUEZ D. L 2-Pts paint made (2 In)
09:38				12 MIRANDA CM Assist
09:28	12 TAKUBO I 2 Pts paint missed (2 Out)			
09:25				9 VAZQUEZ D. L Defensive Rebound
09:10				7 ESTRADA BERNAL F 2 Pts paint missed (2 Out)
09:08				12 MIRANDA CM Offensive Rebound
08:55				12 MIRANDA CM Turnover
08:55	5 MASHIKO M Steal			
08:36	15 AMIMOTO M 2 Pts paint missed (2 Out)			
08:33	15 AMIMOTO M Offensive Rebound			
08:33	15 AMIMOTO M 2 Pts paint missed (2 Out)			
08:31				9 VAZQUEZ D. L Defensive Rebound
08:08				12 MIRANDA CM 3-Pts missed (3 Out)
08:06	10 YOSHIDA E Defensive Rebound			
07:44				15 GARCIA AMADOR W Personal foul
07:44	15 AMIMOTO M Foul On			
07:44	15 AMIMOTO M Free Throw made (1 In)	1-2	-1	
07:44	15 AMIMOTO M Free Throw made (1 In)	2-2	0	
07:24				12 MIRANDA CM Turnover
07:02	12 TAKUBO I 2-Pts paint made (2 In)	4-2	+2	
07:00	9 TAKABAYASHI M Assist			
06:34				9 VAZQUEZ D. L 3-Pts missed (3 Out)
06:32	Defensive Rebound			



## PLAY BY PLAY

文字比分播报

JPN 52 vs 34 MEX

Attendance: 7640

Game Time	JPN - Japan	Score	Lead	MEX - Mexico
06:20	12 TAKUBO I 2-Pts paint made (2 In)	6-2	+4	
06:19	5 MASHIKO M Assist			
06:13	12 TAKUBO I Personal foul			
06:13				7 ESTRADA BERNAL F Foul On
06:05				5 RODRIGUEZ VELAZQU. Turnover
06:05				Time out
05:55	15 AMIMOTO M 2 Pts paint missed (2 Out)			
05:55				Defensive Rebound
05:42				15 GARCIA AMADOR W 2 Pts paint missed (2 Out)
05:41	15 AMIMOTO M Defensive Rebound			
05:34	5 MASHIKO M Turnover			
05:18				7 ESTRADA BERNAL F 2 Pts paint missed (2 Out)
05:18	Defensive Rebound			
05:18	5 MASHIKO M Player OUT ---->>			
05:18	4 BETTO Y Player IN <<----			
05:03				9 VAZQUEZ D. L Personal foul
05:03	15 AMIMOTO M Foul On			
05:03	15 AMIMOTO M Free Throw missed (1 Out)			
05:01	15 AMIMOTO M Free Throw missed (1 Out)			
04:58				5 RODRIGUEZ VELAZQU. Defensive Rebound
04:56				15 GARCIA AMADOR W Offensive foul
04:56				15 GARCIA AMADOR W Turnover
04:56	9 TAKABAYASHI M Foul On			
04:33	15 AMIMOTO M 2-Pts missed (2 out)			
04:32				9 VAZQUEZ D. L Defensive Rebound
04:24	15 AMIMOTO M Steal			
04:24				12 MIRANDA CM Turnover
04:16	15 AMIMOTO M 2-Pts made (2 In)	8-2	+6	
04:13	12 TAKUBO I Assist			
03:46				9 VAZQUEZ D. L 3-Pts missed (3 Out)
03:46				5 RODRIGUEZ VELAZQU. Player OUT ---->>
03:46				7 ESTRADA BERNAL F Player OUT ---->>
03:46				4 VAZQUEZ SUAREZ C Player IN <<----
03:46				6 TORRES LOPEZ R Player IN <<----
03:46	Defensive Rebound			
03:27	12 TAKUBO I 2-Pts paint made (2 In)	10-2	+8	
03:09		10-4	+6	9 VAZQUEZ D. L 2-Pts paint made (2 In)
03:09				15 GARCIA AMADOR W Assist
03:09	4 BETTO Y Personal foul			
03:09				9 VAZQUEZ D. L Foul On
03:08				9 VAZQUEZ D. L Free Throw missed (1 Out)
03:05				9 VAZQUEZ D. L Offensive Rebound



## PLAY BY PLAY

文字比分播报

JPN 52 vs 34 MEX

Attendance: 7640

Game Time	JPN - Japan	Score	Lead	MEX - Mexico
03:04				12 MIRANDA CM Turnover
02:48	12 TAKUBO I 2-Pts made (2 In)	12-4	+8	
02:47	4 BETTO Y Assist			
02:26				12 MIRANDA CM 2 Pts paint missed (2 Out)
02:23	9 TAKABAYASHI M Defensive Rebound			
02:05	12 TAKUBO I 2-Pts made (2 In)	14-4	+10	
02:04	4 BETTO Y Assist			
01:54				9 VAZQUEZ D. L Turnover
01:54				12 MIRANDA CM Player OUT ---->>
01:54				10 CAMARA ARANGO R Player IN <<----
01:54	4 BETTO Y Player OUT ---->>			
01:54	9 TAKABAYASHI M Player OUT ---->>			
01:54	7 TANEDA K Player IN <<----			
01:54	14 SOEDA T Player IN <<----			
01:46	15 AMIMOTO M Turnover			
01:28				9 VAZQUEZ D. L Turnover
01:28	15 AMIMOTO M Steal			
01:15	12 TAKUBO I 2 Pts paint missed (2 Out)			
01:13				6 TORRES LOPEZ R Defensive Rebound
00:57		14-6	+8	9 VAZQUEZ D. L 2-Pts made (2 In)
00:57	7 TANEDA K Personal foul			
00:57				6 TORRES LOPEZ R Foul On
00:37				4 VAZQUEZ SUAREZ C 2 Pts paint missed (2 Out)
00:35	7 TANEDA K Defensive Rebound			
00:23	15 AMIMOTO M 2-Pts missed (2 out)			
00:21				6 TORRES LOPEZ R Defensive Rebound
00:10		14-8	+6	9 VAZQUEZ D. L 2-Pts made (2 In)

## SECOND QUARTER

### Quarter Starters:

JPN 14 SOEDA T                      7 TANEDA K                      12 TAKUBO I                      10 YOSHIDA E                      15 AMIMOTO M  
MEX 15 GARCIA AMADOR W      10 CAMARA ARANGO R      4 VAZQUEZ SUAREZ C      6 TORRES LOPEZ R      9 VAZQUEZ D. L

Game Time	JPN - Japan	Score	Lead	MEX - Mexico
10:00	14 SOEDA T Player IN <<----			
10:00	7 TANEDA K Player IN <<----			
10:00	12 TAKUBO I Player IN <<----			
10:00	10 YOSHIDA E Player IN <<----			
10:00	15 AMIMOTO M Player IN <<----			
10:00				15 GARCIA AMADOR W Player IN <<----
10:00				10 CAMARA ARANGO R Player IN <<----
10:00				4 VAZQUEZ SUAREZ C Player IN <<----
10:00				6 TORRES LOPEZ R Player IN <<----



## PLAY BY PLAY

文字比分播报

JPN 52 vs 34 MEX

Attendance: 7640

Game Time	JPN - Japan	Score	Lead	MEX - Mexico
10:00				9 VAZQUEZ D. L Player IN <<----
09:58	Tap off situation, throw-in			
09:52	12 TAKUBO I Turnover			
09:52				4 VAZQUEZ SUAREZ C Steal
09:45				Tap off situation, throw-in
09:34	15 AMIMOTO M Steal			
09:34				6 TORRES LOPEZ R Turnover
09:34				4 VAZQUEZ SUAREZ C Personal foul
09:34	15 AMIMOTO M Foul On			
09:24	14 SOEDA T 2 Pts paint missed (2 Out)			
09:22				9 VAZQUEZ D. L Defensive Rebound
09:06				9 VAZQUEZ D. L 2 Pts paint missed (2 Out)
09:02				4 VAZQUEZ SUAREZ C Offensive Rebound
09:02		14-10	+4	4 VAZQUEZ SUAREZ C 2-Pts paint made (2 In)
08:43	12 TAKUBO I 2-Pts missed (2 out)			
08:40				15 GARCIA AMADOR W Defensive Rebound
08:14				10 CAMARA ARANGO R 2-Pts missed (2 out)
08:11	15 AMIMOTO M Defensive Rebound			
08:10	15 AMIMOTO M Turnover			
08:10				10 CAMARA ARANGO R Player OUT ---->>
08:10				11 TORRES R. A Player IN <<----
07:42				15 GARCIA AMADOR W 2 Pts paint missed (2 Out)
07:38				4 VAZQUEZ SUAREZ C Offensive Rebound
07:38				4 VAZQUEZ SUAREZ C Turnover
07:26	15 AMIMOTO M 2 Pts paint missed (2 Out)			
07:24				9 VAZQUEZ D. L Defensive Rebound
07:14				11 TORRES R. A 2 Pts paint missed (2 Out)
07:12	14 SOEDA T Defensive Rebound			
07:04	Tap off situation, throw-in			
06:48	12 TAKUBO I 2-Pts paint made (2 In)	16-10	+6	
06:47	14 SOEDA T Assist			
06:31	14 SOEDA T Steal			
06:31				15 GARCIA AMADOR W Turnover
06:21	12 TAKUBO I 2 Pts paint missed (2 Out)			
06:19				4 VAZQUEZ SUAREZ C Defensive Rebound
06:10				4 VAZQUEZ SUAREZ C Turnover
06:10	10 YOSHIDA E Player OUT ---->>			
06:10	11 KAWAKAMI R Player IN <<----			
05:57	15 AMIMOTO M 2 Pts paint missed (2 Out)			
05:54				6 TORRES LOPEZ R Defensive Rebound
05:44				6 TORRES LOPEZ R 2 Pts paint missed (2 Out)
05:42				4 VAZQUEZ SUAREZ C Offensive Rebound



## PLAY BY PLAY

文字比分播报

JPN 52 vs 34 MEX

Attendance: 7640

Game Time	JPN - Japan	Score	Lead	MEX - Mexico
05:33				11 TORRES R. A 2-Pts missed (2 out)
05:29	15 AMIMOTO M Defensive Rebound			
05:07				6 TORRES LOPEZ R Blocked Shot
05:05	12 TAKUBO I 2-Pts missed (2 out)			
05:02				6 TORRES LOPEZ R Defensive Rebound
04:53		16-12	+4	6 TORRES LOPEZ R 2-Pts paint made (2 In)
04:43				11 TORRES R. A Personal foul
04:43	15 AMIMOTO M Foul On			
04:43				11 TORRES R. A Player OUT ---->>
04:43				12 MIRANDA CM Player IN <<-----
04:43	12 TAKUBO I Player OUT ---->>			
04:43	14 SOEDA T Player OUT ---->>			
04:43	4 BETTO Y Player IN <<-----			
04:43	13 SUGAHARA N Player IN <<-----			
04:43	15 AMIMOTO M Free Throw missed (1 Out)			
04:43	15 AMIMOTO M Free Throw made (1 In)	17-12	+5	
04:30				9 VAZQUEZ D. L Turnover
04:20	15 AMIMOTO M Turnover			
03:56				6 TORRES LOPEZ R 2 Pts paint missed (2 Out)
03:56	Defensive Rebound			
03:30	13 SUGAHARA N Turnover			
03:19	13 SUGAHARA N Personal foul			
03:19				9 VAZQUEZ D. L Foul On
03:19	4 BETTO Y Player OUT ---->>			
03:19	5 MASHIKO M Player IN <<-----			
03:19				9 VAZQUEZ D. L Free Throw missed (1 Out)
03:19				9 VAZQUEZ D. L Free Throw missed (1 Out)
03:16	15 AMIMOTO M Defensive Rebound			
03:04	13 SUGAHARA N 2 Pts paint missed (2 Out)			
03:03				4 VAZQUEZ SUAREZ C Defensive Rebound
02:51	13 SUGAHARA N Steal			
02:51				4 VAZQUEZ SUAREZ C Turnover
02:33	15 AMIMOTO M 2-Pts paint made (2 In)	19-12	+7	
02:30	5 MASHIKO M Assist			
02:21				4 VAZQUEZ SUAREZ C Turnover
02:06	15 AMIMOTO M 2-Pts missed (2 out)			
02:06				Defensive Rebound
02:06				12 MIRANDA CM Player OUT ---->>
02:06				13 GUZMAN ACOSTA R Player IN <<-----
01:48				9 VAZQUEZ D. L Turnover
01:31	5 MASHIKO M 2-Pts made (2 In)	21-12	+9	
01:29	15 AMIMOTO M Assist			



## PLAY BY PLAY

文字比分播报

JPN 52 vs 34 MEX

Attendance: 7640

Game Time	JPN - Japan	Score	Lead	MEX - Mexico
01:02				6 TORRES LOPEZ R 2 Pts paint missed (2 Out)
00:59	13 SUGAHARA N Defensive Rebound			
00:44	7 TANEDA K 2 Pts paint missed (2 Out)			
00:43				9 VAZQUEZ D. L Defensive Rebound
00:35		21-14	+7	13 GUZMAN ACOSTA R 2-Pts paint made (2 In)
00:35				9 VAZQUEZ D. L Assist
00:35	13 SUGAHARA N Personal foul			
00:35				13 GUZMAN ACOSTA R Foul On
00:35		21-15	+6	13 GUZMAN ACOSTA R Free Throw made (1 In)
00:06	5 MASHIKO M 3-Pts missed (3 Out)			
00:03				9 VAZQUEZ D. L Defensive Rebound
00:01				6 TORRES LOPEZ R 3-Pts missed (3 Out)

## THIRD QUARTER

### Quarter Starters:

JPN 5 MASHIKO M      9 TAKABAYASHI M      10 YOSHIDA E      12 TAKUBO I      15 AMIMOTO M  
MEX 6 TORRES LOPEZ R      9 VAZQUEZ D. L      13 GUZMAN ACOSTA R      15 GARCIA AMADOR W      4 VAZQUEZ SUAREZ C

Game Time	JPN - Japan	Score	Lead	MEX - Mexico
10:00	5 MASHIKO M Player IN <<-----			
10:00	9 TAKABAYASHI M Player IN <<-----			
10:00	10 YOSHIDA E Player IN <<-----			
10:00	12 TAKUBO I Player IN <<-----			
10:00	15 AMIMOTO M Player IN <<-----			
10:00				6 TORRES LOPEZ R Player IN <<-----
10:00				9 VAZQUEZ D. L Player IN <<-----
10:00				13 GUZMAN ACOSTA R Player IN <<-----
10:00				14 VERA RH Player IN <<-----
10:00				4 VAZQUEZ SUAREZ C Player IN <<-----
10:00				14 VERA RH Player OUT ---->>
10:00				15 GARCIA AMADOR W Player IN <<-----
09:59				Tap off situation, throw-in
09:41		21-17	+4	15 GARCIA AMADOR W 2-Pts paint made (2 In)
09:40				9 VAZQUEZ D. L Assist
09:28	15 AMIMOTO M 2 Pts paint missed (2 Out)			
09:26				13 GUZMAN ACOSTA R Defensive Rebound
09:12		21-19	+2	4 VAZQUEZ SUAREZ C 2-Pts paint made (2 In)
09:10				9 VAZQUEZ D. L Assist
08:49	12 TAKUBO I 2-Pts paint made (2 In)	23-19	+4	
08:47	5 MASHIKO M Assist			
08:35				4 VAZQUEZ SUAREZ C Fast Break
08:34		23-21	+2	4 VAZQUEZ SUAREZ C 2-Pts paint made (2 In)
08:32				9 VAZQUEZ D. L Assist



## PLAY BY PLAY

文字比分播报

JPN 52 vs 34 MEX

Attendance: 7640

Game Time	JPN - Japan	Score	Lead	MEX - Mexico
08:20	15 AMIMOTO M 2-Pts made (2 In)	25-21	+4	
08:18	5 MASHIKO M Assist			
08:04				13 GUZMAN ACOSTA R Turnover
08:04				4 VAZQUEZ SUAREZ C Steal
08:04	12 TAKUBO I Turnover			
07:38	5 MASHIKO M Personal foul			
07:38				13 GUZMAN ACOSTA R Foul On
07:38				13 GUZMAN ACOSTA R Free Throw missed (1 Out)
07:38				13 GUZMAN ACOSTA R Free Throw missed (1 Out)
07:38	10 YOSHIDA E Player OUT ---->>			
07:38	7 TANEDA K Player IN <<----			
07:16	15 AMIMOTO M 2 Pts paint missed (2 Out)			
07:15				6 TORRES LOPEZ R Defensive Rebound
07:03				4 VAZQUEZ SUAREZ C 2-Pts missed (2 out)
07:01				15 GARCIA AMADOR W Offensive Rebound
07:01				15 GARCIA AMADOR W 2 Pts paint missed (2 Out)
06:59	12 TAKUBO I Defensive Rebound			
06:40	5 MASHIKO M Turnover			
06:30				13 GUZMAN ACOSTA R 2 Pts paint missed (2 Out)
06:29	15 AMIMOTO M Defensive Rebound			
06:08	5 MASHIKO M 2-Pts missed (2 out)			
06:06				6 TORRES LOPEZ R Defensive Rebound
05:49				9 VAZQUEZ D. L 2-Pts missed (2 out)
05:46				13 GUZMAN ACOSTA R Offensive Rebound
05:34				13 GUZMAN ACOSTA R Turnover
05:26	12 TAKUBO I 2-Pts paint made (2 In)	27-21	+6	
05:24	15 AMIMOTO M Assist			
05:06				13 GUZMAN ACOSTA R Turnover
05:06				13 GUZMAN ACOSTA R Player OUT ---->>
05:06				10 CAMARA ARANGO R Player IN <<----
05:06	5 MASHIKO M Player OUT ---->>			
05:06	4 BETTO Y Player IN <<----			
04:48	15 AMIMOTO M 2-Pts paint made (2 In)	29-21	+8	
04:46	12 TAKUBO I Assist			
04:27				4 VAZQUEZ SUAREZ C Offensive foul
04:27				4 VAZQUEZ SUAREZ C Turnover
04:27	12 TAKUBO I Foul On			
04:12	12 TAKUBO I 2 Pts paint missed (2 Out)			
04:10				15 GARCIA AMADOR W Defensive Rebound
04:00	4 BETTO Y Personal foul			
04:00				15 GARCIA AMADOR W Foul On
04:00				4 VAZQUEZ SUAREZ C Player OUT ---->>



## PLAY BY PLAY

文字比分播报

JPN 52 vs 34 MEX

Attendance: 7640

Game Time	JPN - Japan	Score	Lead	MEX - Mexico
04:00				6 TORRES LOPEZ R Player OUT ---->>
04:00				5 RODRIGUEZ VELAZQU. Player IN <<----
04:00				7 ESTRADA BERNAL F Player IN <<----
03:47	12 TAKUBO I Steal			
03:47				9 VAZQUEZ D. L Turnover
03:45	Tap off situation, throw-in			
03:35	9 TAKABAYASHI M Turnover			
03:16				7 ESTRADA BERNAL F 2 Pts paint missed (2 Out)
03:13	15 AMIMOTO M Defensive Rebound			
03:07	15 AMIMOTO M 2-Pts paint made (2 In)	31-21	+10	
03:05	4 BETTO Y Assist			
02:47		31-23	+8	9 VAZQUEZ D. L 2-Pts paint made (2 In)
02:34				10 CAMARA ARANGO R Personal foul
02:34	12 TAKUBO I Foul On			
02:12	15 AMIMOTO M 2-Pts made (2 In)	33-23	+10	
01:51		33-25	+8	7 ESTRADA BERNAL F 2-Pts paint made (2 In)
01:51				15 GARCIA AMADOR W Assist
01:51	12 TAKUBO I Personal foul			
01:51				7 ESTRADA BERNAL F Foul On
01:49				7 ESTRADA BERNAL F Free Throw missed (1 Out)
01:46				9 VAZQUEZ D. L Offensive Rebound
01:46				9 VAZQUEZ D. L 2 Pts paint missed (2 Out)
01:44	4 BETTO Y Defensive Rebound			
01:22	12 TAKUBO I 2-Pts missed (2 out)			
01:20				9 VAZQUEZ D. L Defensive Rebound
01:09	9 TAKABAYASHI M Personal foul			
01:09				15 GARCIA AMADOR W Foul On
01:09				15 GARCIA AMADOR W Free Throw missed (1 Out)
01:09				15 GARCIA AMADOR W Free Throw missed (1 Out)
01:03	15 AMIMOTO M Defensive Rebound			
00:56	9 TAKABAYASHI M 2 Pts paint missed (2 Out)			
00:54				15 GARCIA AMADOR W Defensive Rebound
00:46	15 AMIMOTO M Steal			
00:46				9 VAZQUEZ D. L Turnover
00:42	15 AMIMOTO M 2-Pts paint made (2 In)	35-25	+10	
00:42	15 AMIMOTO M Fast Break			
00:42				Time out
00:36				10 CAMARA ARANGO R Turnover
00:16	9 TAKABAYASHI M 2-Pts missed (2 out)			
00:15				7 ESTRADA BERNAL F Defensive Rebound
00:04				7 ESTRADA BERNAL F 2 Pts paint missed (2 Out)
00:04				7 ESTRADA BERNAL F Offensive Rebound





## PLAY BY PLAY

文字比分播报

JPN 52 vs 34 MEX

Attendance: 7640

Game Time	JPN - Japan	Score	Lead	MEX - Mexico
00:04	15 AMIMOTO M Personal foul			
00:04				7 ESTRADA BERNAL F Foul On
00:04				7 ESTRADA BERNAL F Free Throw missed (1 Out)
00:04				7 ESTRADA BERNAL F Free Throw missed (1 Out)
00:01	Defensive Rebound			

## FOURTH QUARTER

### Quarter Starters:

JPN

MEX

Game Time	JPN - Japan	Score	Lead	MEX - Mexico
10:00				5 RODRIGUEZ VELAZQU. Player IN <<-----
10:00				7 ESTRADA BERNAL F Player IN <<-----
10:00				12 MIRANDA CM Player IN <<-----
10:00				9 VAZQUEZ D. L Player IN <<-----
10:00				15 GARCIA AMADOR W Player IN <<-----
10:00	4 BETTO Y Player IN <<-----			
10:00	7 TANEDA K Player IN <<-----			
10:00	15 AMIMOTO M Player IN <<-----			
10:00	12 TAKUBO I Player IN <<-----			
10:00	9 TAKABAYASHI M Player IN <<-----			
09:59				Tap off situation, throw-in
09:44				7 ESTRADA BERNAL F 2 Pts paint missed (2 Out)
09:42				7 ESTRADA BERNAL F Offensive Rebound
09:42		35-27	+8	7 ESTRADA BERNAL F 2-Pts paint made (2 In)
09:16	12 TAKUBO I 2-Pts missed (2 out)			
09:12	15 AMIMOTO M Offensive Rebound			
09:12	15 AMIMOTO M 2 Pts paint missed (2 Out)			
09:08				9 VAZQUEZ D. L Defensive Rebound
08:54				7 ESTRADA BERNAL F 2 Pts paint missed (2 Out)
08:54				7 ESTRADA BERNAL F Offensive Rebound
08:54	4 BETTO Y Personal foul			
08:54				7 ESTRADA BERNAL F Foul On
08:54				7 ESTRADA BERNAL F Free Throw missed (1 Out)
08:54		35-28	+7	7 ESTRADA BERNAL F Free Throw made (1 In)
08:38	12 TAKUBO I 2 Pts paint missed (2 Out)			
08:34	7 TANEDA K Offensive Rebound			
08:28	12 TAKUBO I 2-Pts missed (2 out)			
08:28				Defensive Rebound
08:05				9 VAZQUEZ D. L 3-Pts missed (3 Out)
08:04				15 GARCIA AMADOR W Offensive Rebound
08:04				15 GARCIA AMADOR W Turnover



## PLAY BY PLAY

文字比分播报

JPN 52 vs 34 MEX

Attendance: 7640

Game Time	JPN - Japan	Score	Lead	MEX - Mexico
07:50	4 BETTO Y 2-Pts paint made (2 In)	37-28	+9	
07:49	15 AMIMOTO M Assist			
07:13				9 VAZQUEZ D. L 2-Pts missed (2 out)
07:10	4 BETTO Y Defensive Rebound			
07:09	4 BETTO Y Turnover			
07:09				5 RODRIGUEZ VELAZQU. Steal
06:47		37-30	+7	12 MIRANDA CM 2-Pts paint made (2 In)
06:46				9 VAZQUEZ D. L Assist
06:23	15 AMIMOTO M 2-Pts paint made (2 In)	39-30	+9	
05:54				9 VAZQUEZ D. L 2-Pts missed (2 out)
05:52				7 ESTRADA BERNAL F Offensive Rebound
05:52				7 ESTRADA BERNAL F 2 Pts paint missed (2 Out)
05:51				7 ESTRADA BERNAL F Offensive Rebound
05:51				7 ESTRADA BERNAL F 2 Pts paint missed (2 Out)
05:44	12 TAKUBO I Defensive Rebound			
05:31	12 TAKUBO I 2 Pts paint missed (2 Out)			
05:29				15 GARCIA AMADOR W Defensive Rebound
05:15		39-32	+7	7 ESTRADA BERNAL F 2-Pts paint made (2 In)
05:13				9 VAZQUEZ D. L Assist
04:57				9 VAZQUEZ D. L Personal foul
04:57	15 AMIMOTO M Foul On			
04:57				7 ESTRADA BERNAL F Personal foul
04:57	4 BETTO Y Foul On			
04:49	9 TAKABAYASHI M Turnover			
04:17				9 VAZQUEZ D. L 3-Pts missed (3 Out)
04:15				12 MIRANDA CM Offensive Rebound
04:15				12 MIRANDA CM 2 Pts paint missed (2 Out)
04:14				15 GARCIA AMADOR W Offensive Rebound
04:14				15 GARCIA AMADOR W 2 Pts paint missed (2 Out)
04:04	4 BETTO Y Defensive Rebound			
03:57	15 AMIMOTO M 2-Pts paint made (2 In)	41-32	+9	
03:30				9 VAZQUEZ D. L 2 Pts paint missed (2 Out)
03:30				Time out
03:30	7 TANEDA K Player OUT ---->>			
03:30	10 YOSHIDA E Player IN <<----			
03:14	15 AMIMOTO M 2 Pts paint missed (2 Out)			
03:12				5 RODRIGUEZ VELAZQU. Defensive Rebound
02:53				15 GARCIA AMADOR W 2 Pts paint missed (2 Out)
02:51	12 TAKUBO I Defensive Rebound			
02:44	15 AMIMOTO M 2-Pts paint made (2 In)	43-32	+11	
02:41	15 AMIMOTO M Fast Break			
02:40	4 BETTO Y Assist			



## PLAY BY PLAY

文字比分播报

JPN 52 vs 34 MEX

Attendance: 7640

Game Time	JPN - Japan	Score	Lead	MEX - Mexico
02:33	15 AMIMOTO M Personal foul			
02:33				9 VAZQUEZ D. L Foul On
02:20	10 YOSHIDA E Personal foul			
02:20				7 ESTRADA BERNAL F Foul On
02:20				7 ESTRADA BERNAL F Free Throw missed (1 Out)
02:19				7 ESTRADA BERNAL F Free Throw missed (1 Out)
02:15	15 AMIMOTO M Defensive Rebound			
02:06				12 MIRANDA CM Personal foul
02:06	4 BETTO Y Foul On			
01:57	10 YOSHIDA E 2-Pts paint made (2 In)	45-32	+13	
01:54	9 TAKABAYASHI M Assist			
01:37		45-34	+11	12 MIRANDA CM 2-Pts paint made (2 In)
01:37				7 ESTRADA BERNAL F Assist
01:37	Time out			
01:19				12 MIRANDA CM Personal foul
01:19	15 AMIMOTO M Foul On			
00:59	9 TAKABAYASHI M 2-Pts made (2 In)	47-34	+13	
00:59	15 AMIMOTO M Assist			
00:51				9 VAZQUEZ D. L Turnover
00:51	10 YOSHIDA E Steal			
00:51	12 TAKUBO I Turnover			
00:22				9 VAZQUEZ D. L 3-Pts missed (3 Out)
00:20	4 BETTO Y Defensive Rebound			
00:18	15 AMIMOTO M 2-Pts paint made (2 In)	49-34	+15	
00:18	15 AMIMOTO M Fast Break			
00:17	4 BETTO Y Assist			
00:09				15 GARCIA AMADOR W Turnover
00:09	15 AMIMOTO M Steal			
00:09	4 BETTO Y Player OUT ---->>			
00:09	5 MASHIKO M Player IN <<----			
00:03	15 AMIMOTO M 3-Pts made (3 In)	52-34	+18	



## RESULTS

比赛成绩

### JPN 21 vs 15 MEX

Attendance: 0

Referee: BOSVELD Andre (NED)

Commissioner: VIVIERS Nico Maritz Malan (RSA)

Umpires: GREGORY Christopher (GBR); JIN Zhuo (CHN)

Classifier: RIBEIRO Maria Sonia (BRA)

		Q1		Q2	
Scoring by 5 min intervals:	JPN	6	14	16	21
	MEX	2	8	10	15

#### JPN - JAPAN

No.	Name	Sport Class	MIN	Field Goals		2 Points		3 Points		Free Throws		Rebounds			AS	TO	ST	BS	PF	FO	PTS
				M/A	%	M/A	%	M/A	%	M/A	%	OR	DR	TOT							
*5	MASHIKO Megumi	3.0	08:01	1/2	50	1/1	100	0/1	0						2	1	1				2
*9	TAKABAYASHI Mika (C)	1.5	08:06									1	1	1						1	0
*10	YOSHIDA Erika	1.0	13:50									1	1								0
*12	TAKUBO Ikumi	4.0	15:17	6/11	55	6/11	55							1	1			1		12	
*15	AMIMOTO Mari	4.5	20:00	2/10	20	2/10	20			3/6	50	1	4	5	1	3	3			4	7
4	BETTO Yuka	3.0	04:48											2					1	0	
6	URAMOTO Miki	2.5	00:00																	0	
7	TANEDA Kimi	1.0	11:54	0/1	0	0/1	0					1	1					1		0	
8	KOSUZUKI Tomomi	3.5	00:00																	0	
11	KAWAKAMI Rie	1.0	06:10																	0	
13	SUGAHARA Naoko	4.5	04:43	0/1	0	0/1	0					1	1		1	1		2		0	
14	SOEDA Tomoe	3.5	07:11	0/1	0	0/1	0					1	1	1		1				0	
Team/Coach																					
<b>Totals</b>				9/26	35	9/25	36	0/1	0	3/6	50	1	13	14	8	6	6		5	5	21
<b>Coach</b>		IWASA Yoshiaki																			
<b>Assistant Coach</b>		KIKUCHI Tetsuhiro																			

#### MEX - MEXICO

No.	Name	Sport Class	MIN	Field Goals		2 Points		3 Points		Free Throws		Rebounds			AS	TO	ST	BS	PF	FO	PTS
				M/A	%	M/A	%	M/A	%	M/A	%	OR	DR	TOT							
*5	RODRIGUEZ VELAZQU.	2.0	06:14									1	1		1						0
*7	ESTRADA BERNAL Floralia	4.0	06:14	0/2	0	0/2	0												1	0	
*9	VAZQUEZ D. L (C)	4.0	20:00	4/7	57	4/5	80	0/2	0	0/3	0	1	7	8	1	4		1	2	8	
*12	MIRANDA Claudia Magali	3.0	10:43	0/2	0	0/1	0	0/1	0			1	1	1	4					0	
*15	GARCIA AMADOR Wendy	1.0	20:00	0/2	0	0/2	0						1	1	2			2		0	
4	VAZQUEZ SUAREZ Cecilia	2.5	13:46	1/2	50	1/2	50					3	2	5	4	1		1		2	
6	TORRES LOPEZ Rocio	3.5	13:46	1/5	20	1/4	25	0/1	0				4	4	1		1		1	2	
8	PEREZ PACHECO Anaisa	2.5	00:00																	0	
10	CAMARA ARANGO Rosa	3.0	03:44	0/1	0	0/1	0													0	
11	TORRES RODRIGUEZ Alma	3.0	03:27	0/2	0	0/2	0											1		0	
13	GUZMAN ACOSTA Rubicela	3.0	02:06	1/1	100	1/1	100			1/1	100								1	3	
14	VERA Rosa Herlinda	2.0	00:00																	0	
Team/Coach																					
<b>Totals</b>				7/24	29	7/20	35	0/4	0	1/4	25	5	17	22	3	16	1	1	5	5	15
<b>Coach</b>		DAVILA Aaron																			
<b>Assistant Coach</b>		PIMENTEL Rene																			

	JPN	MEX
Points from Turnovers	10	0
Points in the Paint	10	10
Second Chance Points	0	2
Fast Break Points	0	0

	JPN	MEX
Biggest Lead	10	2
Biggest Scoring Run	10-0(10-2)	6-0(14-10)
Lead Changes	1	
Times Tied	1	

#### Legend:

%	Shooting Percentage	(C)	Captain	*	Starters	AS	Assists
BS	Blocked Shots	DR	Defensive Rebounds	FO	Fouls On	M/A	Made/Attempts
MIN	Minutes Played	OR	Offensive Rebounds	PF	Fouls	PTS	Points
Qx	Quarter Time	ST	Steals	TO	Turnovers	TOT	Total Rebounds



## RESULTS

比赛成绩

### JPN 52 vs 34 MEX

Attendance: 2640

Referee: BOSVELD Andre (NED)

Commissioner: VIVIERS Nico Maritz Malan (RSA)

Umpires: GREGORY Christopher (GBR); JIN Zhuo (CHN)

Classifier: RIBEIRO Maria Sonia (BRA)

		Q1		Q2		Q3		Q4	
Scoring by 5 min intervals:	JPN	6	14	16	21	27	35	39	52
	MEX	2	8	10	15	21	25	32	34

#### JPN - JAPAN

No.	Name	Sport Class	MIN	Field Goals		2 Points		3 Points		Free Throws		Rebounds			AS	TO	ST	BS	PF	FO	PTS	
				M/A	%	M/A	%	M/A	%	M/A	%	OR	DR	TOT								
*5	MASHIKO Megumi	3.0	13:04	1/3	33	1/2	50	0/1	0						4	2	1		1		2	
*9	TAKABAYASHI Mika (C)	1.5	28:06	1/3	33	1/3	33					1	1	2	2				1	1	2	
*10	YOSHIDA Erika	1.0	19:42	1/1	100	1/1	100					1	1						1		2	
*12	TAKUBO Ikumi	4.0	35:17	8/19	42	8/19	42					3	3	2	3	1			2	2	16	
*15	AMIMOTO Mari	4.5	40:00	12/24	50	11/23	48	1/1	100	3/6	50	2	8	10	4	3	5		2	6	28	
4	BETTO Yuka	3.0	19:45	1/1	100	1/1	100					4	4	5	1				3	2	2	
6	URAMOTO Miki	2.5	00:00																		0	
7	TANEDA Kimi	1.0	26:02	0/1	0	0/1	0					1	1	2					1		0	
8	KOSUZUKI Tomomi	3.5	00:00																		0	
11	KAWAKAMI Rie	1.0	06:10																		0	
13	SUGAHARA Naoko	4.5	04:43	0/1	0	0/1	0					1	1		1	1			2		0	
14	SOEDA Tomoe	3.5	07:11	0/1	0	0/1	0					1	1	1		1					0	
Team/Coach																						
<b>Totals</b>				24/54	44	23/52	44	1/2	50	3/6	50	3	25	28	18	12	10			13	11	52
<b>Coach</b>		IWASA Yoshiaki																				
<b>Assistant Coach</b>		KIKUCHI Tetsuhiro																				

#### MEX - MEXICO

No.	Name	Sport Class	MIN	Field Goals		2 Points		3 Points		Free Throws		Rebounds			AS	TO	ST	BS	PF	FO	PTS
				M/A	%	M/A	%	M/A	%	M/A	%	OR	DR	TOT							
*5	RODRIGUEZ VELAZQU.	2.0	20:14									2	2		1	1					0
*7	ESTRADA BERNAL Floralia	4.0	20:14	3/11	27	3/11	27			1/7	14	5	1	6	1				1	5	7
*9	VAZQUEZ D. L (C)	4.0	40:00	5/16	31	5/11	45	0/5	0	0/3	0	2	9	11	6	7			2	3	10
*12	MIRANDA Claudia Magali	3.0	20:43	2/5	40	2/4	50	0/1	0			2	2	1	4				2		4
*15	GARCIA AMADOR Wendy	1.0	40:00	1/6	17	1/6	17			0/2	0	3	4	7	2	4			2	2	2
4	VAZQUEZ SUAREZ Cecilia	2.5	19:46	3/5	60	3/5	60					3	2	5		5	2		2		6
6	TORRES LOPEZ Rocio	3.5	19:46	1/5	20	1/4	25	0/1	0					6	6		1		1		2
8	PEREZ PACHECO Anaisa	2.5	00:00																		0
10	CAMARA ARANGO Rosa	3.0	08:50	0/1	0	0/1	0								1				1		0
11	TORRES RODRIGUEZ Alma	3.0	03:27	0/2	0	0/2	0												1		0
13	GUZMAN ACOSTA Rubicela	3.0	07:00	1/2	50	1/2	50			1/3	33	1	1	2		3				2	3
14	VERA Rosa Herlinda	2.0	00:00																		0
Team/Coach																					
<b>Totals</b>				16/53	30	16/46	35	0/7	0	2/15	13	16	28	44	10	26	3	1	11	13	34
<b>Coach</b>		DAVILA Aaron																			
<b>Assistant Coach</b>		PIMENTEL Rene																			

	JPN	MEX
Points from Turnovers	19	2
Points in the Paint	32	28
Second Chance Points	0	5
Fast Break Points	0	2

	JPN	MEX
Biggest Lead	18	2
Biggest Scoring Run	10-0(10-2)	7-0(21-19)
Lead Changes	1	
Times Tied	1	

#### Legend:

%	Shooting Percentage	(C)	Captain	*	Starters	AS	Assists
BS	Blocked Shots	DR	Defensive Rebounds	FO	Fouls On	M/A	Made/Attempts
MIN	Minutes Played	OR	Offensive Rebounds	OTx	Overtime	PF	Fouls
PTS	Points	Qx	Quarter Time	ST	Steals	TO	Turnovers
TOT	Total Rebounds						



## RESULTS

比赛成绩

### JPN 52 vs 34 MEX

Attendance: 7640

Referee: BOSVELD Andre (NED)

Commissioner: VIVIERS Nico Maritz Malan (RSA)

Umpires: GREGORY Christopher (GBR); JIN Zhuo (CHN)

Classifier: RIBEIRO Maria Sonia (BRA)

		Q1		Q2		Q3		Q4	
Scoring by 5 min intervals:	JPN	6	14	16	21	27	35	39	52
	MEX	2	8	10	15	21	25	32	34

#### JPN - JAPAN

No.	Name	Sport Class	MIN	Field Goals		2 Points		3 Points		Free Throws		Rebounds			AS	TO	ST	BS	PF	FO	PTS	
				M/A	%	M/A	%	M/A	%	M/A	%	OR	DR	TOT								
*5	MASHIKO Megumi	3.0	13:04	1/3	33	1/2	50	0/1	0						4	2	1		1		2	
*9	TAKABAYASHI Mika (C)	1.5	28:06	1/3	33	1/3	33					1	1	2	2				1	1	2	
*10	YOSHIDA Erika	1.0	19:42	1/1	100	1/1	100					1	1						1		2	
*12	TAKUBO Ikumi	4.0	35:17	8/19	42	8/19	42					3	3	2	3	1			2	2	16	
*15	AMIMOTO Mari	4.5	40:00	12/24	50	11/23	48	1/1	100	3/6	50	2	8	10	4	3	5		2	6	28	
4	BETTO Yuka	3.0	19:45	1/1	100	1/1	100					4	4	5	1				3	2	2	
6	URAMOTO Miki	2.5	00:00																		0	
7	TANEDA Kimi	1.0	26:02	0/1	0	0/1	0					1	1	2					1		0	
8	KOSUZUKI Tomomi	3.5	00:00																		0	
11	KAWAKAMI Rie	1.0	06:10																		0	
13	SUGAHARA Naoko	4.5	04:43	0/1	0	0/1	0					1	1		1	1			2		0	
14	SOEDA Tomoe	3.5	07:11	0/1	0	0/1	0					1	1	1		1					0	
Team/Coach																						
<b>Totals</b>				24/54	44	23/52	44	1/2	50	3/6	50	3	25	28	18	12	10			13	11	52
<b>Coach</b>		IWASA Yoshiaki																				
<b>Assistant Coach</b>		KIKUCHI Tetsuhiro																				

#### MEX - MEXICO

No.	Name	Sport Class	MIN	Field Goals		2 Points		3 Points		Free Throws		Rebounds			AS	TO	ST	BS	PF	FO	PTS
				M/A	%	M/A	%	M/A	%	M/A	%	OR	DR	TOT							
*5	RODRIGUEZ VELAZQU.	2.0	20:14									2	2		1	1					0
*7	ESTRADA BERNAL Floralia	4.0	20:14	3/11	27	3/11	27			1/7	14	5	1	6	1				1	5	7
*9	VAZQUEZ D. L (C)	4.0	40:00	5/16	31	5/11	45	0/5	0	0/3	0	2	9	11	6	7			2	3	10
*12	MIRANDA Claudia Magali	3.0	20:43	2/5	40	2/4	50	0/1	0			2	2	1	4				2		4
*15	GARCIA AMADOR Wendy	1.0	40:00	1/6	17	1/6	17			0/2	0	3	4	7	2	4			2	2	2
4	VAZQUEZ SUAREZ Cecilia	2.5	19:46	3/5	60	3/5	60					3	2	5		5	2		2		6
6	TORRES LOPEZ Rocio	3.5	19:46	1/5	20	1/4	25	0/1	0					6	6		1			1	2
8	PEREZ PACHECO Anaisa	2.5	00:00																		0
10	CAMARA ARANGO Rosa	3.0	08:50	0/1	0	0/1	0								1					1	0
11	TORRES RODRIGUEZ Alma	3.0	03:27	0/2	0	0/2	0													1	0
13	GUZMAN ACOSTA Rubicela	3.0	07:00	1/2	50	1/2	50			1/3	33	1	1	2		3				2	3
14	VERA Rosa Herlinda	2.0	00:00																		0
Team/Coach																					
<b>Totals</b>				16/53	30	16/46	35	0/7	0	2/15	13	16	28	44	10	26	3	1	11	13	34
<b>Coach</b>		DAVILA Aaron																			
<b>Assistant Coach</b>		PIMENTEL Rene																			

	JPN	MEX
Points from Turnovers	19	2
Points in the Paint	32	28
Second Chance Points	0	5
Fast Break Points	0	2

	JPN	MEX
Biggest Lead	18	2
Biggest Scoring Run	10-0(10-2)	7-0(21-19)
Lead Changes	1	
Times Tied	1	

#### Legend:

%	Shooting Percentage	(C)	Captain	*	Starters	AS	Assists
BS	Blocked Shots	DR	Defensive Rebounds	FO	Fouls On	M/A	Made/Attempts
MIN	Minutes Played	OR	Offensive Rebounds	OTx	Overtime	PF	Fouls
PTS	Points	Qx	Quarter Time	ST	Steals	TO	Turnovers
TOT	Total Rebounds						



## START LIST

首发名单

### CAN - NED

**Referee:** URUNUELA Juan Manuel (ESP)  
**Umpires:** CALIGIURI Gabriele (AUS); BURFORD Jonathon Blake (USA)

**Commissioner:** LOVE Greg (AUS)  
**Classifier:** TSUNEMI Hiroshi (JPN)

#### CAN - Canada

No.	Name	Pos	Age	Sport Class	Current Games Statistics						
					PPG	FG%	3FG%	FT%	RPG	APG	MPG (GP)
4	KREMPIEN Jennifer	G	33	1.0	0.0						00:00 (0)
5	McLACHLAN Janet	C	31	4.5	0.0						00:00 (0)
6	OHAMA Kendra	G	43	2.5	0.0						00:00 (0)
7	OUELLET Cindy	F	19	3.5	0.0						00:00 (0)
8	FERGUSON Tracey	F	34	3.0	0.0						00:00 (0)
9	BENOIT Chantal (C)	F	47	3.5	0.0						00:00 (0)
10	HARNOCK Katie	G	25	2.5	0.0						00:00 (0)
11	PETTINICCHI Sabrina	G	36	1.5	0.0						00:00 (0)
12	FRANKS Lisa	G	26	1.0	0.0						00:00 (0)
13	RADKE Lori	F	42	4.5	0.0						00:00 (0)
14	THOMAS Misty	C	44	4.5	0.0						00:00 (0)
15	FESER Tara	C	28	4.5	0.0						00:00 (0)
Team			34.0		0.0						
<b>Coach</b>		FRICK Tim									
<b>Assistant Coach</b>		NICHOLSON Patricia			JOHNSON Bill						

CAN Played		
PR	JPN	09 SEP
PR	CHN	10 SEP
PR	MEX	11 SEP

#### NED - Netherlands

No.	Name	Pos	Age	Sport Class	Current Games Statistics						
					PPG	FG%	3FG%	FT%	RPG	APG	MPG (GP)
4	HUITZING Inge	G	34	4.5	20.0	47	0	67	7.0	1.0	28:43 (1)
5	BOEKHOORN Patries	F	38	1.0	0.0						07:24 (1)
6	VISSER Jitske	F	15	1.0	0.0	0					04:50 (1)
7	OOSTERBAAN Roos	G	29	1.5	6.0	38		0	5.0	2.0	39:28 (1)
8	PIETERSE Fleur	F	29	2.5	0.0	0			1.0		12:35 (1)
9	GARNIER Petra (C)	C	37	4.5	0.0	0			1.0	1.0	06:23 (1)
10	RAMAEKERS Brenda	C	22	4.5	0.0						00:00 (0)
11	KORVER Cher	G	32	2.5	7.0	15	0	75	5.0	1.0	39:28 (1)
12	BRAAM Sandra	F	30	1.0	0.0						01:06 (1)
13	VAN BERGEN Barbara	F	30	2.0	0.0				1.0		14:37 (1)
14	VERSLOOT Carina	F	28	3.0	5.0	17		17	7.0	4.0	27:44 (1)
15	van OOSTROM Elsbeth	C	26	4.5	21.0	56		100	12.0		17:42 (1)
Team			29.2		59.0	33	0	53	39.0	9.0	
<b>Coach</b>		LANSINK ROTGERINK Yvonne									
<b>Assistant Coach</b>		van de BUNTE Kees									

NED Played		
PR	MEX	59-46
PR	JPN	10 SEP
PR	CHN	11 SEP

#### Legend:

3FG%	3 Field Goals %	APG	Assists per Game	C	Centre	F	Forward
FG%	Field Goals %	FT%	Free Throws %	G	Guard	GP	Games Played
MPG	Minutes Played per Game	Pos	Playing Position	PPG	Points per Game	PR	Preliminary Round
RPG	Rebounds per Game						



## PLAY BY PLAY

文字比分播报

CAN 29 vs 16 NED

Attendance: 7660

Scoring by 5 min intervals:

	Q1		Q2	
CAN	6	10	20	29
NED	2	4	12	16

### FIRST QUARTER

#### Quarter Starters:

**CAN** 4 KREMPIEN J      6 OHAMA K      11 PETTINICCHI S      13 RADKE L      14 THOMAS M  
**NED** 4 HUITZING I      7 OOSTERBAAN R      11 KORVER C      13 VAN BERGEN B      14 VERSLOOT C

Game Time	CAN - Canada	Score	Lead	NED - Netherlands
10:00	4 KREMPIEN J Player IN <<<<<<			
10:00	6 OHAMA K Player IN <<<<<<			
10:00	11 PETTINICCHI S Player IN <<<<<<			
10:00	13 RADKE L Player IN <<<<<<			
10:00	14 THOMAS M Player IN <<<<<<			
10:00				4 HUITZING I Player IN <<<<<<
10:00				7 OOSTERBAAN R Player IN <<<<<<
10:00				11 KORVER C Player IN <<<<<<
10:00				13 VAN BERGEN B Player IN <<<<<<
10:00				14 VERSLOOT C Player IN <<<<<<
10:00	14 THOMAS M Tap off won			4 HUITZING I Tap off lost
09:45	11 PETTINICCHI S 2 Pts paint missed (2 Out)			
09:44				14 VERSLOOT C Defensive Rebound
09:20				14 VERSLOOT C 2 Pts paint missed (2 Out)
09:18	13 RADKE L Defensive Rebound			
09:04	6 OHAMA K Turnover			
08:47				13 VAN BERGEN B Turnover
08:33	13 RADKE L 2 Pts paint missed (2 Out)			
08:31				4 HUITZING I Defensive Rebound
08:23	14 THOMAS M Steal			
08:23				13 VAN BERGEN B Turnover
08:01	11 PETTINICCHI S 3-Pts missed (3 Out)			
07:59				11 KORVER C Defensive Rebound
07:55	6 OHAMA K Steal			
07:55				11 KORVER C Turnover
07:41	14 THOMAS M 2-Pts paint made (2 In)	2-0	+2	
07:39	13 RADKE L Assist			
07:19	6 OHAMA K Steal			
07:19				11 KORVER C Turnover
07:00	13 RADKE L 2-Pts paint made (2 In)	4-0	+4	
06:59	14 THOMAS M Assist			
06:45	13 RADKE L Personal foul			
06:45				4 HUITZING I Foul On
06:45				Time out





## PLAY BY PLAY

文字比分播报

CAN 29 vs 16 NED

Attendance: 7660

Game Time	CAN - Canada	Score	Lead	NED - Netherlands
06:45				13 VAN BERGEN B Player OUT ---->>
06:45				8 PIETERSE F Player IN <<----
06:37				11 KORVER C 2-Pts missed (2 out)
06:35	13 RADKE L Defensive Rebound			
06:21	4 KREMPIEN J 2-Pts paint made (2 In)	6-0	+6	
05:54				11 KORVER C Offensive foul
05:54				11 KORVER C Turnover
05:54	14 THOMAS M Foul On			
05:39	6 OHAMA K 2-Pts missed (2 out)			
05:37				4 HUITZING I Defensive Rebound
05:18		6-2	+4	7 OOSTERBAAN R 2-Pts paint made (2 In)
05:17				14 VERSLOOT C Assist
05:02	11 PETTINICCHI S 2 Pts paint missed (2 Out)			
04:55				11 KORVER C Defensive Rebound
04:48				14 VERSLOOT C 2 Pts paint missed (2 Out)
04:45	13 RADKE L Defensive Rebound			
04:38	6 OHAMA K 2-Pts missed (2 out)			
04:36				14 VERSLOOT C Defensive Rebound
04:34	13 RADKE L Personal foul			
04:34				7 OOSTERBAAN R Foul On
04:34	13 RADKE L Player OUT ---->>			
04:34	9 BENOIT C Player IN <<----			
04:12		6-4	+2	11 KORVER C 2-Pts made (2 In)
03:47	14 THOMAS M 2-Pts missed (2 out)			
03:45				Defensive Rebound
03:45				8 PIETERSE F Player OUT ---->>
03:45				14 VERSLOOT C Player OUT ---->>
03:45				6 VISSER J Player IN <<----
03:45				15 van OOSTROM E Player IN <<----
03:25				6 VISSER J 2-Pts missed (2 out)
03:23	14 THOMAS M Defensive Rebound			
03:09	9 BENOIT C 2 Pts paint missed (2 Out)			
03:07				11 KORVER C Defensive Rebound
02:54				11 KORVER C 2-Pts missed (2 out)
02:52	14 THOMAS M Defensive Rebound			
02:36	6 OHAMA K 2-Pts made (2 In)	8-4	+4	
02:05				15 van OOSTROM E 3-Pts missed (3 Out)
02:03	14 THOMAS M Defensive Rebound			
01:58	14 THOMAS M Offensive foul			
01:58	14 THOMAS M Turnover			
01:58				7 OOSTERBAAN R Foul On
01:58	Time out			



## PLAY BY PLAY

文字比分播报

CAN 29 vs 16 NED

Attendance: 7660

Game Time	CAN - Canada	Score	Lead	NED - Netherlands
01:44				6 VISSER J Turnover
01:37	6 OHAMA K 2 Pts paint missed (2 Out)			
01:36				4 HUITZING I Defensive Rebound
01:13				11 KORVER C 2-Pts missed (2 out)
01:12	9 BENOIT C Defensive Rebound			
00:49	9 BENOIT C 2-Pts missed (2 out)			
00:49				Defensive Rebound
00:41	6 OHAMA K Personal foul			
00:41				4 HUITZING I Foul On
00:31				11 KORVER C 2-Pts missed (2 out)
00:31				Offensive Rebound
00:25				11 KORVER C Turnover
00:11	9 BENOIT C 2-Pts paint made (2 In)	10-4	+6	
00:10	14 THOMAS M Assist			

## SECOND QUARTER

### Quarter Starters:

**CAN** 4 KREMPIEN J      7 OUELLET C      9 BENOIT C      11 PETTINICCHI S      14 THOMAS M  
**NED** 4 HUITZING I      9 GARNIER P      7 OOSTERBAAN R      11 KORVER C      6 VISSER J

Game Time	CAN - Canada	Score	Lead	NED - Netherlands
10:00				4 HUITZING I Player IN <<----
10:00				9 GARNIER P Player IN <<----
10:00				7 OOSTERBAAN R Player IN <<----
10:00				11 KORVER C Player IN <<----
10:00				6 VISSER J Player IN <<----
10:00	4 KREMPIEN J Player IN <<----			
10:00	7 OUELLET C Player IN <<----			
10:00	9 BENOIT C Player IN <<----			
10:00	11 PETTINICCHI S Player IN <<----			
10:00	14 THOMAS M Player IN <<----			
09:59				Tap off situation, throw-in
09:43				6 VISSER J 2-Pts missed (2 out)
09:43	Defensive Rebound			
09:31	9 BENOIT C 2-Pts paint made (2 In)	12-4	+8	
09:30	14 THOMAS M Assist			
09:05		12-6	+6	11 KORVER C 2-Pts made (2 In)
09:02				7 OOSTERBAAN R Assist
08:54				9 GARNIER P Personal foul
08:54	9 BENOIT C Foul On			
08:54				4 HUITZING I Player OUT ---->>
08:54				6 VISSER J Player OUT ---->>
08:54				13 VAN BERGEN B Player IN <<----



## PLAY BY PLAY

文字比分播报

CAN 29 vs 16 NED

Attendance: 7660

Game Time	CAN - Canada	Score	Lead	NED - Netherlands
08:54				14 VERSLOOT C Player IN <<----
08:42	9 BENOIT C Turnover			
08:33				13 VAN BERGEN B Offensive foul
08:33				13 VAN BERGEN B Turnover
08:33	14 THOMAS M Foul On			
08:30				14 VERSLOOT C Personal foul
08:30	9 BENOIT C Foul On			
08:18	9 BENOIT C 2-Pts paint made (2 In)	14-6	+8	
08:16	9 BENOIT C Fast Break			
08:05	7 QUELLET C Personal foul			
08:05				7 OOSTERBAAN R Foul On
08:05		14-7	+7	7 OOSTERBAAN R Free Throw made (1 In)
08:05		14-8	+6	7 OOSTERBAAN R Free Throw made (1 In)
07:42	14 THOMAS M 2-Pts paint made (2 In)	16-8	+8	
07:41	7 QUELLET C Assist			
07:37	9 BENOIT C Personal foul			
07:37				11 KORVER C Foul On
07:26				11 KORVER C Turnover
07:10	11 PETTINICCHI S 2-Pts missed (2 out)			
07:08				13 VAN BERGEN B Defensive Rebound
06:58				14 VERSLOOT C 2 Pts paint missed (2 Out)
06:57	14 THOMAS M Defensive Rebound			
06:46	7 QUELLET C 2-Pts paint made (2 In)	18-8	+10	
06:44	9 BENOIT C Assist			
06:22				11 KORVER C 2 Pts paint missed (2 Out)
06:20				11 KORVER C Offensive Rebound
06:18		18-10	+8	14 VERSLOOT C 2-Pts paint made (2 In)
06:04				11 KORVER C Assist
06:00	14 THOMAS M 2 Pts paint missed (2 Out)			
06:00				Defensive Rebound
06:00				9 GARNIER P Player OUT ---->>
06:00				15 van OOSTROM E Player IN <<----
05:40		18-12	+6	14 VERSLOOT C 2-Pts paint made (2 In)
05:39				7 OOSTERBAAN R Assist
05:14	7 QUELLET C 2-Pts paint made (2 In)	20-12	+8	
05:13	14 THOMAS M Assist			
05:05				7 OOSTERBAAN R 2-Pts missed (2 out)
05:05				Offensive Rebound
04:43				14 VERSLOOT C 2-Pts missed (2 out)
04:41				13 VAN BERGEN B Offensive Rebound
04:34				15 van OOSTROM E Turnover
04:34				Time out



## PLAY BY PLAY

文字比分播报

CAN 29 vs 16 NED

Attendance: 7660

Game Time	CAN - Canada	Score	Lead	NED - Netherlands
04:30				15 van OOSTROM E 2 Pts paint missed (2 Out)
04:28	14 THOMAS M Defensive Rebound			
04:16	9 BENOIT C Turnover			
04:16				11 KORVER C Steal
04:09				7 OOSTERBAAN R 2 Pts paint missed (2 Out)
04:07	4 KREMPIEN J Defensive Rebound			
03:58	11 PETTINICCHI S 2 Pts paint missed (2 Out)			
03:58	7 QUELLET C Offensive Rebound			
03:58	11 PETTINICCHI S 2 Pts paint missed (2 Out)			
03:58	11 PETTINICCHI S Personal foul			
03:58				7 OOSTERBAAN R Foul On
03:58				7 OOSTERBAAN R Defensive Rebound
03:40				13 VAN BERGEN B 2 Pts paint missed (2 Out)
03:38				14 VERSLOOT C Offensive Rebound
03:38				14 VERSLOOT C 2 Pts paint missed (2 Out)
03:35	14 THOMAS M Defensive Rebound			
03:32	14 THOMAS M 2-Pts paint made (2 In)	22-12	+10	
03:32				14 VERSLOOT C Personal foul
03:32	14 THOMAS M Foul On			
03:32				15 van OOSTROM E Player OUT ---->>
03:32				4 HUITZING I Player IN <<----
03:32	7 QUELLET C Player OUT ---->>			
03:32	11 PETTINICCHI S Player OUT ---->>			
03:32	6 OHAMA K Player IN <<----			
03:32	10 HARNOCK K Player IN <<----			
03:32	14 THOMAS M Free Throw made (1 In)	23-12	+11	
03:19				14 VERSLOOT C 2-Pts missed (2 out)
03:19	Defensive Rebound			
03:06	10 HARNOCK K 2-Pts paint made (2 In)	25-12	+13	
03:05	14 THOMAS M Assist			
02:45				14 VERSLOOT C 2-Pts missed (2 out)
02:43	14 THOMAS M Defensive Rebound			
02:36	9 BENOIT C 2 Pts paint missed (2 Out)			
02:34				14 VERSLOOT C Defensive Rebound
02:16				14 VERSLOOT C 2 Pts paint missed (2 Out)
02:15				7 OOSTERBAAN R Offensive Rebound
02:07				14 VERSLOOT C 2-Pts missed (2 out)
02:05	10 HARNOCK K Defensive Rebound			
01:54	10 HARNOCK K 2-Pts made (2 In)	27-12	+15	
01:32		27-14	+13	13 VAN BERGEN B 2-Pts paint made (2 In)
01:13	10 HARNOCK K 2-Pts missed (2 out)			
01:12				13 VAN BERGEN B Defensive Rebound



## PLAY BY PLAY

文字比分播报

**CAN 29 vs 16 NED**

**Attendance: 7660**

Game Time	CAN - Canada	Score	Lead	NED - Netherlands
00:50				4 HUITZING I 3-Pts missed (3 Out)
00:47				13 VAN BERGEN B Offensive Rebound
00:28		27-16	+11	11 KORVER C 2-Pts paint made (2 In)
00:28				13 VAN BERGEN B Assist
00:28	Time out			
00:28	4 KREMPIEN J Player OUT ---->>			
00:28	12 FRANKS L Player IN <<----			
00:06	14 THOMAS M 2-Pts made (2 In)	29-16	+13	
00:04	9 BENOIT C Assist			



## PLAY BY PLAY

文字比分播报

CAN 59 vs 32 NED

Attendance: 7660

Scoring by 5 min intervals:		Q1		Q2		Q3		Q4	
CAN		6	10	20	29	34	43	52	59
NED		2	4	12	16	22	26	28	32

### FIRST QUARTER

#### Quarter Starters:

**CAN** 4 KREMPIEN J      6 OHAMA K      11 PETTINICCHI S      13 RADKE L      14 THOMAS M  
**NED** 4 HUITZING I      7 OOSTERBAAN R      11 KORVER C      13 VAN BERGEN B      14 VERSLOOT C

Game Time	CAN - Canada	Score	Lead	NED - Netherlands
10:00	4 KREMPIEN J Player IN <<<<<<			
10:00	6 OHAMA K Player IN <<<<<<			
10:00	11 PETTINICCHI S Player IN <<<<<<			
10:00	13 RADKE L Player IN <<<<<<			
10:00	14 THOMAS M Player IN <<<<<<			
10:00				4 HUITZING I Player IN <<<<<<
10:00				7 OOSTERBAAN R Player IN <<<<<<
10:00				11 KORVER C Player IN <<<<<<
10:00				13 VAN BERGEN B Player IN <<<<<<
10:00				14 VERSLOOT C Player IN <<<<<<
10:00	14 THOMAS M Tap off won			4 HUITZING I Tap off lost
09:45	11 PETTINICCHI S 2 Pts paint missed (2 Out)			
09:44				14 VERSLOOT C Defensive Rebound
09:20				14 VERSLOOT C 2 Pts paint missed (2 Out)
09:18	13 RADKE L Defensive Rebound			
09:04	6 OHAMA K Turnover			
08:47				13 VAN BERGEN B Turnover
08:33	13 RADKE L 2 Pts paint missed (2 Out)			
08:31				4 HUITZING I Defensive Rebound
08:23	14 THOMAS M Steal			
08:23				13 VAN BERGEN B Turnover
08:01	11 PETTINICCHI S 3-Pts missed (3 Out)			
07:59				11 KORVER C Defensive Rebound
07:55	6 OHAMA K Steal			
07:55				11 KORVER C Turnover
07:41	14 THOMAS M 2-Pts paint made (2 In)	2-0	+2	
07:39	13 RADKE L Assist			
07:19	6 OHAMA K Steal			
07:19				11 KORVER C Turnover
07:00	13 RADKE L 2-Pts paint made (2 In)	4-0	+4	
06:59	14 THOMAS M Assist			
06:45	13 RADKE L Personal foul			
06:45				4 HUITZING I Foul On
06:45				Time out



## PLAY BY PLAY

文字比分播报

CAN 59 vs 32 NED

Attendance: 7660

Game Time	CAN - Canada	Score	Lead	NED - Netherlands
06:45				13 VAN BERGEN B Player OUT ---->>
06:45				8 PIETERSE F Player IN <<----
06:37				11 KORVER C 2-Pts missed (2 out)
06:35	13 RADKE L Defensive Rebound			
06:21	4 KREMPIEN J 2-Pts paint made (2 In)	6-0	+6	
05:54				11 KORVER C Offensive foul
05:54				11 KORVER C Turnover
05:54	14 THOMAS M Foul On			
05:39	6 OHAMA K 2-Pts missed (2 out)			
05:37				4 HUITZING I Defensive Rebound
05:18		6-2	+4	7 OOSTERBAAN R 2-Pts paint made (2 In)
05:17				14 VERSLOOT C Assist
05:02	11 PETTINICCHI S 2 Pts paint missed (2 Out)			
04:55				11 KORVER C Defensive Rebound
04:48				14 VERSLOOT C 2 Pts paint missed (2 Out)
04:45	13 RADKE L Defensive Rebound			
04:38	6 OHAMA K 2-Pts missed (2 out)			
04:36				14 VERSLOOT C Defensive Rebound
04:34	13 RADKE L Personal foul			
04:34				7 OOSTERBAAN R Foul On
04:34	13 RADKE L Player OUT ---->>			
04:34	9 BENOIT C Player IN <<----			
04:12		6-4	+2	11 KORVER C 2-Pts made (2 In)
03:47	14 THOMAS M 2-Pts missed (2 out)			
03:45				Defensive Rebound
03:45				8 PIETERSE F Player OUT ---->>
03:45				14 VERSLOOT C Player OUT ---->>
03:45				6 VISSER J Player IN <<----
03:45				15 van OOSTROM E Player IN <<----
03:25				6 VISSER J 2-Pts missed (2 out)
03:23	14 THOMAS M Defensive Rebound			
03:09	9 BENOIT C 2 Pts paint missed (2 Out)			
03:07				11 KORVER C Defensive Rebound
02:54				11 KORVER C 2-Pts missed (2 out)
02:52	14 THOMAS M Defensive Rebound			
02:36	6 OHAMA K 2-Pts made (2 In)	8-4	+4	
02:05				15 van OOSTROM E 3-Pts missed (3 Out)
02:03	14 THOMAS M Defensive Rebound			
01:58	14 THOMAS M Offensive foul			
01:58	14 THOMAS M Turnover			
01:58				7 OOSTERBAAN R Foul On
01:58	Time out			



## PLAY BY PLAY

文字比分播报

CAN 59 vs 32 NED

Attendance: 7660

Game Time	CAN - Canada	Score	Lead	NED - Netherlands
01:44				6 VISSER J Turnover
01:37	6 OHAMA K 2 Pts paint missed (2 Out)			
01:36				4 HUITZING I Defensive Rebound
01:13				11 KORVER C 2-Pts missed (2 out)
01:12	9 BENOIT C Defensive Rebound			
00:49	9 BENOIT C 2-Pts missed (2 out)			
00:49				Defensive Rebound
00:41	6 OHAMA K Personal foul			
00:41				4 HUITZING I Foul On
00:31				11 KORVER C 2-Pts missed (2 out)
00:31				Offensive Rebound
00:25				11 KORVER C Turnover
00:11	9 BENOIT C 2-Pts paint made (2 In)	10-4	+6	
00:10	14 THOMAS M Assist			

## SECOND QUARTER

### Quarter Starters:

**CAN** 4 KREMPIEN J      7 OUELLET C      9 BENOIT C      11 PETTINICCHI S      14 THOMAS M  
**NED** 4 HUITZING I      9 GARNIER P      7 OOSTERBAAN R      11 KORVER C      6 VISSER J

Game Time	CAN - Canada	Score	Lead	NED - Netherlands
10:00				4 HUITZING I Player IN <<----
10:00				9 GARNIER P Player IN <<----
10:00				7 OOSTERBAAN R Player IN <<----
10:00				11 KORVER C Player IN <<----
10:00				6 VISSER J Player IN <<----
10:00	4 KREMPIEN J Player IN <<----			
10:00	7 OUELLET C Player IN <<----			
10:00	9 BENOIT C Player IN <<----			
10:00	11 PETTINICCHI S Player IN <<----			
10:00	14 THOMAS M Player IN <<----			
09:59				Tap off situation, throw-in
09:43				6 VISSER J 2-Pts missed (2 out)
09:43	Defensive Rebound			
09:31	9 BENOIT C 2-Pts paint made (2 In)	12-4	+8	
09:30	14 THOMAS M Assist			
09:05		12-6	+6	11 KORVER C 2-Pts made (2 In)
09:02				7 OOSTERBAAN R Assist
08:54				9 GARNIER P Personal foul
08:54	9 BENOIT C Foul On			
08:54				4 HUITZING I Player OUT ---->>
08:54				6 VISSER J Player OUT ---->>
08:54				13 VAN BERGEN B Player IN <<----





## PLAY BY PLAY

文字比分播报

CAN 59 vs 32 NED

Attendance: 7660

Game Time	CAN - Canada	Score	Lead	NED - Netherlands
08:54				14 VERSLOOT C Player IN <<----
08:42	9 BENOIT C Turnover			
08:33				13 VAN BERGEN B Offensive foul
08:33				13 VAN BERGEN B Turnover
08:33	14 THOMAS M Foul On			
08:30				14 VERSLOOT C Personal foul
08:30	9 BENOIT C Foul On			
08:18	9 BENOIT C 2-Pts paint made (2 In)	14-6	+8	
08:16	9 BENOIT C Fast Break			
08:05	7 QUELLET C Personal foul			
08:05				7 OOSTERBAAN R Foul On
08:05		14-7	+7	7 OOSTERBAAN R Free Throw made (1 In)
08:05		14-8	+6	7 OOSTERBAAN R Free Throw made (1 In)
07:42	14 THOMAS M 2-Pts paint made (2 In)	16-8	+8	
07:41	7 QUELLET C Assist			
07:37	9 BENOIT C Personal foul			
07:37				11 KORVER C Foul On
07:26				11 KORVER C Turnover
07:10	11 PETTINICCHI S 2-Pts missed (2 out)			
07:08				13 VAN BERGEN B Defensive Rebound
06:58				14 VERSLOOT C 2 Pts paint missed (2 Out)
06:57	14 THOMAS M Defensive Rebound			
06:46	7 QUELLET C 2-Pts paint made (2 In)	18-8	+10	
06:44	9 BENOIT C Assist			
06:22				11 KORVER C 2 Pts paint missed (2 Out)
06:20				11 KORVER C Offensive Rebound
06:18		18-10	+8	14 VERSLOOT C 2-Pts paint made (2 In)
06:04				11 KORVER C Assist
06:00	14 THOMAS M 2 Pts paint missed (2 Out)			
06:00				Defensive Rebound
06:00				9 GARNIER P Player OUT ---->>
06:00				15 van OOSTROM E Player IN <<----
05:40		18-12	+6	14 VERSLOOT C 2-Pts paint made (2 In)
05:39				7 OOSTERBAAN R Assist
05:14	7 QUELLET C 2-Pts paint made (2 In)	20-12	+8	
05:13	14 THOMAS M Assist			
05:05				7 OOSTERBAAN R 2-Pts missed (2 out)
05:05				Offensive Rebound
04:43				14 VERSLOOT C 2-Pts missed (2 out)
04:41				13 VAN BERGEN B Offensive Rebound
04:34				15 van OOSTROM E Turnover
04:34				Time out



## PLAY BY PLAY

文字比分播报

CAN 59 vs 32 NED

Attendance: 7660

Game Time	CAN - Canada	Score	Lead	NED - Netherlands
04:30				15 van OOSTROM E 2 Pts paint missed (2 Out)
04:28	14 THOMAS M Defensive Rebound			
04:16	9 BENOIT C Turnover			
04:16				11 KORVER C Steal
04:09				7 OOSTERBAAN R 2 Pts paint missed (2 Out)
04:07	4 KREMPIEN J Defensive Rebound			
03:58	11 PETTINICCHI S 2 Pts paint missed (2 Out)			
03:58	7 QUELLET C Offensive Rebound			
03:58	11 PETTINICCHI S 2 Pts paint missed (2 Out)			
03:58	11 PETTINICCHI S Personal foul			
03:58				7 OOSTERBAAN R Foul On
03:58				7 OOSTERBAAN R Defensive Rebound
03:40				13 VAN BERGEN B 2 Pts paint missed (2 Out)
03:38				14 VERSLOOT C Offensive Rebound
03:38				14 VERSLOOT C 2 Pts paint missed (2 Out)
03:35	14 THOMAS M Defensive Rebound			
03:32	14 THOMAS M 2-Pts paint made (2 In)	22-12	+10	
03:32				14 VERSLOOT C Personal foul
03:32	14 THOMAS M Foul On			
03:32				15 van OOSTROM E Player OUT ---->>
03:32				4 HUITZING I Player IN <<----
03:32	7 QUELLET C Player OUT ---->>			
03:32	11 PETTINICCHI S Player OUT ---->>			
03:32	6 OHAMA K Player IN <<----			
03:32	10 HARNOCK K Player IN <<----			
03:32	14 THOMAS M Free Throw made (1 In)	23-12	+11	
03:19				14 VERSLOOT C 2-Pts missed (2 out)
03:19	Defensive Rebound			
03:06	10 HARNOCK K 2-Pts paint made (2 In)	25-12	+13	
03:05	14 THOMAS M Assist			
02:45				14 VERSLOOT C 2-Pts missed (2 out)
02:43	14 THOMAS M Defensive Rebound			
02:36	9 BENOIT C 2 Pts paint missed (2 Out)			
02:34				14 VERSLOOT C Defensive Rebound
02:16				14 VERSLOOT C 2 Pts paint missed (2 Out)
02:15				7 OOSTERBAAN R Offensive Rebound
02:07				14 VERSLOOT C 2-Pts missed (2 out)
02:05	10 HARNOCK K Defensive Rebound			
01:54	10 HARNOCK K 2-Pts made (2 In)	27-12	+15	
01:32		27-14	+13	13 VAN BERGEN B 2-Pts paint made (2 In)
01:13	10 HARNOCK K 2-Pts missed (2 out)			
01:12				13 VAN BERGEN B Defensive Rebound



## PLAY BY PLAY

文字比分播报

CAN 59 vs 32 NED

Attendance: 7660

Game Time	CAN - Canada	Score	Lead	NED - Netherlands
00:50				4 HUITZING I 3-Pts missed (3 Out)
00:47				13 VAN BERGEN B Offensive Rebound
00:28		27-16	+11	11 KORVER C 2-Pts paint made (2 In)
00:28				13 VAN BERGEN B Assist
00:28	Time out			
00:28	4 KREMPIEN J Player OUT ---->>			
00:28	12 FRANKS L Player IN <<----			
00:06	14 THOMAS M 2-Pts made (2 In)	29-16	+13	
00:04	9 BENOIT C Assist			

## THIRD QUARTER

### Quarter Starters:

**CAN** 4 KREMPIEN J      6 OHAMA K      9 BENOIT C      10 HARNOCK K      14 THOMAS M  
**NED** 15 van OOSTROM E      6 VISSER J      9 GARNIER P      11 KORVER C      7 OOSTERBAAN R

Game Time	CAN - Canada	Score	Lead	NED - Netherlands
10:00				15 van OOSTROM E Player IN <<----
10:00				6 VISSER J Player IN <<----
10:00				9 GARNIER P Player IN <<----
10:00				11 KORVER C Player IN <<----
10:00				7 OOSTERBAAN R Player IN <<----
10:00	4 KREMPIEN J Player IN <<----			
10:00	6 OHAMA K Player IN <<----			
10:00	9 BENOIT C Player IN <<----			
10:00	10 HARNOCK K Player IN <<----			
10:00	14 THOMAS M Player IN <<----			
09:59	Tap off situation, throw-in			
09:49	6 OHAMA K 2-Pts paint made (2 In)	31-16	+15	
09:48	14 THOMAS M Assist			
09:32	4 KREMPIEN J Personal foul			
09:32				15 van OOSTROM E Foul On
09:32				15 van OOSTROM E Free Throw missed (1 Out)
09:32				15 van OOSTROM E Free Throw missed (1 Out)
09:27	9 BENOIT C Defensive Rebound			
09:18	9 BENOIT C 2 Pts paint missed (2 Out)			
09:17				6 VISSER J Defensive Rebound
08:55				7 OOSTERBAAN R 2 Pts paint missed (2 Out)
08:54				7 OOSTERBAAN R Offensive Rebound
08:54				7 OOSTERBAAN R Turnover
08:36	9 BENOIT C 2-Pts paint made (2 In)	33-16	+17	
08:20				6 VISSER J Personal foul
08:20	14 THOMAS M Foul On			
08:13	14 THOMAS M 2-Pts missed (2 out)			



## PLAY BY PLAY

文字比分播报

CAN 59 vs 32 NED

Attendance: 7660

Game Time	CAN - Canada	Score	Lead	NED - Netherlands
08:11				9 GARNIER P Defensive Rebound
08:09	14 THOMAS M Personal foul			
08:09				4 HUITZING I Foul On
08:09				7 OOSTERBAAN R Offensive foul
08:09				7 OOSTERBAAN R Turnover
08:09	6 OHAMA K Foul On			
08:09				4 HUITZING I Free Throw missed (1 Out)
08:09				4 HUITZING I Free Throw missed (1 Out)
08:03	4 KREMPIEN J Player OUT ---->>			
08:03	15 FESER T Player IN <<----			
08:03				15 van OOSTROM E Player OUT ---->>
08:03				4 HUITZING I Player IN <<----
08:00				4 HUITZING I Personal foul
08:00	9 BENOIT C Foul On			
08:00	9 BENOIT C Free Throw missed (1 Out)			
08:00	15 FESER T Player OUT ---->>			
08:00	4 KREMPIEN J Player IN <<----			
08:00	6 OHAMA K Player OUT ---->>			
08:00	7 QUELLET C Player IN <<----			
08:00	10 HARNOCK K Player OUT ---->>			
08:00	11 PETTINICCHI S Player IN <<----			
08:00	7 QUELLET C Player OUT ---->>			
08:00	6 OHAMA K Player IN <<----			
08:00	9 BENOIT C Player OUT ---->>			
08:00	9 BENOIT C Player IN <<----			
08:00	11 PETTINICCHI S Player OUT ---->>			
08:00	10 HARNOCK K Player IN <<----			
07:49	4 KREMPIEN J Free Throw made (1 In)	34-16	+18	
07:42				9 GARNIER P 2 Pts paint missed (2 Out)
07:41				9 GARNIER P Offensive Rebound
07:41		34-18	+16	9 GARNIER P 2-Pts paint made (2 In)
07:19	9 BENOIT C 2 Pts paint missed (2 Out)			
07:18				11 KORVER C Defensive Rebound
07:13				6 VISSER J Turnover
06:52	10 HARNOCK K 2 Pts paint missed (2 Out)			
06:50				11 KORVER C Defensive Rebound
06:40				9 GARNIER P 2 Pts paint missed (2 Out)
06:38				11 KORVER C Offensive Rebound
06:37		34-20	+14	9 GARNIER P 2-Pts paint made (2 In)
06:35				11 KORVER C Assist
06:12	14 THOMAS M 3-Pts missed (3 Out)			
06:11				7 OOSTERBAAN R Defensive Rebound



## PLAY BY PLAY

文字比分播报

CAN 59 vs 32 NED

Attendance: 7660

Game Time	CAN - Canada	Score	Lead	NED - Netherlands
05:57		34-22	+12	9 GARNIER P 2-Pts paint made (2 In)
05:56				11 KORVER C Assist
05:43	6 OHAMA K Turnover			
05:43				9 GARNIER P Steal
05:23				4 HUITZING I 2-Pts missed (2 out)
05:23	6 OHAMA K Personal foul			
05:23				6 VISSER J Foul On
05:23				6 VISSER J Offensive Rebound
05:23	10 HARNOCK K Player OUT ---->>			
05:23	6 OHAMA K Player OUT ---->>			
05:23	7 QUELLET C Player IN <<----			
05:23	11 PETTINICCHI S Player IN <<----			
05:17				9 GARNIER P 2 Pts paint missed (2 Out)
05:15				7 OOSTERBAAN R Offensive Rebound
05:07				11 KORVER C 2-Pts missed (2 out)
05:05	9 BENOIT C Defensive Rebound			
04:51	11 PETTINICCHI S 2 Pts paint missed (2 Out)			
04:50				9 GARNIER P Defensive Rebound
04:42				6 VISSER J Fast Break
04:41		34-24	+10	6 VISSER J 2-Pts paint made (2 In)
04:25	7 QUELLET C 2-Pts paint made (2 In)	36-24	+12	
04:07				9 GARNIER P 2-Pts missed (2 out)
04:05				9 GARNIER P Offensive Rebound
04:05				9 GARNIER P 2 Pts paint missed (2 Out)
04:02				11 KORVER C Offensive Rebound
04:02				11 KORVER C 2 Pts paint missed (2 Out)
03:59	14 THOMAS M Defensive Rebound			
03:52	7 QUELLET C 2 Pts paint missed (2 Out)			
03:52	9 BENOIT C Offensive Rebound			
03:52				7 OOSTERBAAN R Personal foul
03:52	9 BENOIT C Foul On			
03:51				7 OOSTERBAAN R Personal foul
03:51	9 BENOIT C Foul On			
03:51	9 BENOIT C Free Throw made (1 In)	37-24	+13	
03:50	9 BENOIT C Free Throw missed (1 Out)			
03:47	7 QUELLET C Offensive Rebound			
03:40	7 QUELLET C 2-Pts paint made (2 In)	39-24	+15	
03:39	9 BENOIT C Assist			
03:15				11 KORVER C 2 Pts paint missed (2 Out)
03:14				11 KORVER C Offensive Rebound
03:12		39-26	+13	7 OOSTERBAAN R 2-Pts paint made (2 In)
03:11				11 KORVER C Assist



## PLAY BY PLAY

文字比分播报

CAN 59 vs 32 NED

Attendance: 7660

Game Time	CAN - Canada	Score	Lead	NED - Netherlands
02:49	7 QUELLET C 2 Pts paint missed (2 Out)			
02:47				11 KORVER C Defensive Rebound
02:26				11 KORVER C 3-Pts missed (3 Out)
02:24	14 THOMAS M Defensive Rebound			
02:17	9 BENOIT C 2 Pts paint missed (2 Out)			
02:16				4 HUITZING I Defensive Rebound
01:52				11 KORVER C 3-Pts missed (3 Out)
01:50	14 THOMAS M Defensive Rebound			
01:37	7 QUELLET C Turnover			
01:37	Time out			
01:29				4 HUITZING I Player OUT ---->>
01:29				15 van OOSTROM E Player IN <<----
01:21				6 VISSER J 2-Pts missed (2 out)
01:20	4 KREMPIEN J Defensive Rebound			
00:58	14 THOMAS M 2 Pts paint missed (2 Out)			
00:56	7 QUELLET C Offensive Rebound			
00:54	14 THOMAS M 2-Pts paint made (2 In)	41-26	+15	
00:53	7 QUELLET C Assist			
00:32				7 OOSTERBAAN R 2-Pts missed (2 out)
00:31	9 BENOIT C Defensive Rebound			
00:24	7 QUELLET C 2-Pts paint made (2 In)	43-26	+17	
00:22	7 QUELLET C Fast Break			
00:20	14 THOMAS M Player OUT ---->>			
00:20	15 FESER T Player IN <<----			
00:11				15 van OOSTROM E Turnover
00:02	9 BENOIT C Turnover			

## FOURTH QUARTER

### Quarter Starters:

CAN

NED

Game Time	CAN - Canada	Score	Lead	NED - Netherlands
10:00	4 KREMPIEN J Player IN <<----			
10:00	11 PETTINICCHI S Player IN <<----			
10:00	7 QUELLET C Player IN <<----			
10:00	9 BENOIT C Player IN <<----			
10:00	15 FESER T Player IN <<----			
10:00				6 VISSER J Player IN <<----
10:00				7 OOSTERBAAN R Player IN <<----
10:00				9 GARNIER P Player IN <<----
10:00				11 KORVER C Player IN <<----
10:00				10 RAMAEKERS B Player IN <<----



## PLAY BY PLAY

文字比分播报

CAN 59 vs 32 NED

Attendance: 7660

Game Time	CAN - Canada	Score	Lead	NED - Netherlands
09:58				Tap off situation, throw-in
09:41				7 OOSTERBAAN R 2-Pts missed (2 out)
09:39	9 BENOIT C Defensive Rebound			
09:21	15 FESER T 2-Pts paint made (2 In)	45-26	+19	
09:19	7 QUELLET C Assist			
09:04		45-28	+17	11 KORVER C 2-Pts paint made (2 In)
09:04				11 KORVER C Foul On
09:04	9 BENOIT C Personal foul			
09:03				11 KORVER C Free Throw missed (1 Out)
08:59	15 FESER T Defensive Rebound			
08:48	7 QUELLET C Turnover			
08:48				11 KORVER C Steal
08:39				6 VISSER J 2 Pts paint missed (2 Out)
08:39	11 PETTINICCHI S Defensive Rebound			
08:39				11 KORVER C Personal foul
08:39	11 PETTINICCHI S Foul On			
08:21	7 QUELLET C 2 Pts paint missed (2 Out)			
08:19				9 GARNIER P Defensive Rebound
08:08				11 KORVER C 2 Pts paint missed (2 Out)
08:06	15 FESER T Defensive Rebound			
07:57	9 BENOIT C 2-Pts paint made (2 In)	47-28	+19	
07:57	7 QUELLET C Assist			
07:57				9 GARNIER P Personal foul
07:57	9 BENOIT C Foul On			
07:57				6 VISSER J Player OUT ---->>
07:57				10 RAMAEKERS B Player OUT ---->>
07:57				14 VERSLOOT C Player IN <<----
07:57				13 VAN BERGEN B Player IN <<----
07:57	9 BENOIT C Free Throw made (1 In)	48-28	+20	
07:44				7 OOSTERBAAN R 2 Pts paint missed (2 Out)
07:42	15 FESER T Defensive Rebound			
07:30	15 FESER T 2 Pts paint missed (2 Out)			
07:29				9 GARNIER P Defensive Rebound
07:22				7 OOSTERBAAN R Turnover
07:22				7 OOSTERBAAN R Player OUT ---->>
07:22				6 VISSER J Player IN <<----
07:03	9 BENOIT C 2-Pts missed (2 out)			
07:01				9 GARNIER P Defensive Rebound
06:47	11 PETTINICCHI S Steal			
06:47				11 KORVER C Turnover
06:43	9 BENOIT C 2-Pts paint made (2 In)	50-28	+22	
06:42	9 BENOIT C Fast Break			



## PLAY BY PLAY

文字比分播报

CAN 59 vs 32 NED

Attendance: 7660

Game Time	CAN - Canada	Score	Lead	NED - Netherlands
06:31				14 VERSLOOT C Offensive foul
06:31				14 VERSLOOT C Turnover
06:31	7 QUELLET C Foul On			
06:31	7 QUELLET C Player OUT ---->>			
06:31	9 BENOIT C Player OUT ---->>			
06:31	6 OHAMA K Player IN <<----			
06:31	13 RADKE L Player IN <<----			
06:24	15 FESER T 2-Pts missed (2 out)			
06:20				9 GARNIER P Defensive Rebound
06:01				Turnover
05:46	11 PETTINICCHI S 2-Pts missed (2 out)			
05:45				9 GARNIER P Defensive Rebound
05:24	6 OHAMA K Steal			
05:24				6 VISSER J Turnover
05:07	6 OHAMA K 2-Pts made (2 In)	52-28	+24	
05:07	13 RADKE L Assist			
05:07				Time out
05:07	15 FESER T Player OUT ---->>			
05:07	4 KREMPIEN J Player OUT ---->>			
05:07	5 McLACHLAN J Player IN <<----			
05:07	12 FRANKS L Player IN <<----			
05:07				11 KORVER C Player OUT ---->>
05:07				7 OOSTERBAAN R Player IN <<----
05:07				6 VISSER J Player OUT ---->>
05:07				8 PIETERSE F Player IN <<----
04:50		52-30	+22	9 GARNIER P 2-Pts paint made (2 In)
04:48				7 OOSTERBAAN R Assist
04:26	5 McLACHLAN J 2 Pts paint missed (2 Out)			
04:25	5 McLACHLAN J Offensive Rebound			
04:25	5 McLACHLAN J 2-Pts paint made (2 In)	54-30	+24	
03:59	6 OHAMA K Personal foul			
03:59				9 GARNIER P Foul On
03:57				13 VAN BERGEN B Turnover
03:49				9 GARNIER P Personal foul
03:49	6 OHAMA K Foul On			
03:49	6 OHAMA K Player OUT ---->>			
03:49	10 HARNOCK K Player IN <<----			
03:41	5 McLACHLAN J 3-Pts missed (3 Out)			
03:39				14 VERSLOOT C Defensive Rebound
03:21				9 GARNIER P 2 Pts paint missed (2 Out)
03:21	13 RADKE L Defensive Rebound			
03:21				13 VAN BERGEN B Personal foul





## PLAY BY PLAY

文字比分播报

CAN 59 vs 32 NED

Attendance: 7660

Game Time	CAN - Canada	Score	Lead	NED - Netherlands
03:21	13 RADKE L Foul On			
03:21				7 OOSTERBAAN R Player OUT ---->>
03:21				8 PIETERSE F Player OUT ---->>
03:21				13 VAN BERGEN B Player OUT ---->>
03:21				4 HUITZING I Player IN <<----
03:21				5 BOEKHOORN P Player IN <<----
03:21				12 BRAAM S Player IN <<----
03:21	13 RADKE L Free Throw missed (1 Out)			
03:21	13 RADKE L Free Throw made (1 In)	55-30	+25	
03:19				14 VERSLOOT C Offensive foul
03:19				14 VERSLOOT C Turnover
03:19	10 HARNOCK K Foul On			
03:13	10 HARNOCK K 2 Pts paint missed (2 Out)			
03:12				9 GARNIER P Defensive Rebound
03:02				4 HUITZING I Offensive foul
03:02				4 HUITZING I Turnover
03:02	5 McLACHLAN J Foul On			
02:36	5 McLACHLAN J 2-Pts paint made (2 In)	57-30	+27	
02:34	11 PETTINICCHI S Assist			
02:09				14 VERSLOOT C 2 Pts paint missed (2 Out)
02:07	13 RADKE L Defensive Rebound			
02:05	12 FRANKS L Blocked Shot			
01:58	5 McLACHLAN J Turnover			
01:58				Time out
01:32				4 HUITZING I 2-Pts missed (2 out)
01:29	5 McLACHLAN J Defensive Rebound			
01:14	10 HARNOCK K 2-Pts made (2 In)	59-30	+29	
01:14	13 RADKE L Assist			
01:01		59-32	+27	4 HUITZING I 2-Pts made (2 In)
00:36				14 VERSLOOT C Steal
00:36	10 HARNOCK K Turnover			
00:26				4 HUITZING I 2 Pts paint missed (2 Out)
00:24	10 HARNOCK K Defensive Rebound			
00:07	5 McLACHLAN J 2-Pts missed (2 out)			
00:06				9 GARNIER P Defensive Rebound



## RESULTS

比赛成绩

### CAN 29 vs 16 NED

Attendance: 7660

Referee: URUNUELA Juan Manuel (ESP)

Commissioner: LOVE Greg (AUS)

Umpires: CALIGIURI Gabriele (AUS); BURFORD Jonathon Blake (USA)

Classifier: TSUNEMI Hiroshi (JPN)

		Q1		Q2	
Scoring by 5 min intervals:	CAN	6	10	20	29
	NED	2	4	12	16

#### CAN - CANADA

No.	Name	Sport Class	MIN	Field Goals		2 Points		3 Points		Free Throws		Rebounds			AS	TO	ST	BS	PF	FO	PTS
				M/A	%	M/A	%	M/A	%	M/A	%	OR	DR	TOT							
*4	KREMPIEN Jennifer	1.0	19:32	1/1	100	1/1	100						1	1							2
*6	OHAMA Kendra	2.5	13:32	1/4	25	1/4	25								1	2			1		2
*11	PETTINICCHI Sabrina	1.5	16:28	0/6	0	0/5	0	0/1	0										1		0
*13	RADKE Lori	4.5	05:26	1/2	50	1/2	50						3	3	1				2		2
*14	THOMAS Misty	4.5	20:00	4/6	67	4/6	67			1/1	100		7	7	5	1	1		1	3	9
5	McLACHLAN Janet	4.5	00:00																		0
7	OUELLET Cindy	3.5	06:28	2/2	100	2/2	100					1		1					1		4
8	FERGUSON Tracey	3.0	00:00																		0
9	BENOIT Chantal (C)	3.5	14:34	3/6	50	3/6	50						1	1	2	2			1	2	6
10	HARNOCK Katie	2.5	03:32	2/3	67	2/3	67						1	1							4
12	FRANKS Lisa	1.0	00:28																		0
15	FESER Tara	4.5	00:00																		0
Team/Coach																					
<b>Totals</b>				14/30	47	14/29	48	0/1	0	1/1	100	1	15	16	9	4	3		7	5	29
<b>Coach</b>		FRICK Tim																			
<b>Assistant Coach</b>		NICHOLSON Patricia									JOHNSON Bill										

#### NED - NETHERLANDS

No.	Name	Sport Class	MIN	Field Goals		2 Points		3 Points		Free Throws		Rebounds			AS	TO	ST	BS	PF	FO	PTS
				M/A	%	M/A	%	M/A	%	M/A	%	OR	DR	TOT							
*4	HUITZING Inge	4.5	14:38	0/1	0			0/1	0				3	3						2	0
*7	OOSTERBAAN Roos	1.5	20:00	1/3	33	1/3	33			2/2	100	1	1	2	2					4	4
*11	KORVER Cher	2.5	20:00	3/8	38	3/8	38					1	3	4	1	5	1		1	1	6
*13	VAN BERGEN Barbara	2.0	12:09	1/2	50	1/2	50					2	2	4	1	3			1		2
*14	VERSLOOT Carina	3.0	15:09	2/11	18	2/11	18					1	3	4	1				2		4
5	BOEKHOORN Patries	1.0	00:00																		0
6	VISSER Jitske	1.0	04:51	0/2	0	0/2	0									1					0
8	PIETERSE Fleur	2.5	03:00																		0
9	GARNIER Petra (C)	4.5	04:00																1		0
10	RAMAEKERS Brenda	4.5	00:00																		0
12	BRAAM Sandra	1.0	00:00																		0
15	van OOSTROM Elsbeth	4.5	06:13	0/2	0	0/1	0	0/1	0							1					0
Team/Coach																					
<b>Totals</b>				7/29	24	7/27	26	0/2	0	2/2	100	7	15	22	5	10	1		5	7	16
<b>Coach</b>		LANSINK ROTGERINK Yvonne																			
<b>Assistant Coach</b>		van de BUNTE Kees																			

	CAN	NED
Points from Turnovers	8	0
Points in the Paint	22	10
Second Chance Points	0	4
Fast Break Points	0	0

	CAN	NED
Biggest Lead	15	0
Biggest Scoring Run	9-0(27-12)	4-0(6-4)
Lead Changes	1	
Times Tied	0	

#### Legend:

%	Shooting Percentage	(C)	Captain	*	Starters	AS	Assists
BS	Blocked Shots	DR	Defensive Rebounds	FO	Fouls On	M/A	Made/Attempts
MIN	Minutes Played	OR	Offensive Rebounds	PF	Fouls	PTS	Points
Qx	Quarter Time	ST	Steals	TO	Turnovers	TOT	Total Rebounds



## RESULTS

比赛成绩

### CAN 59 vs 32 NED

Attendance: 7660

Referee: URUNUELA Juan Manuel (ESP)

Commissioner: LOVE Greg (AUS)

Umpires: CALIGIURI Gabriele (AUS); BURFORD Jonathon Blake (USA)

Classifier: TSUNEMI Hiroshi (JPN)

		Q1		Q2		Q3		Q4	
Scoring by 5 min intervals:	<b>CAN</b>	6	10	20	29	34	43	52	59
	<b>NED</b>	2	4	12	16	22	26	28	32

#### CAN - CANADA

No.	Name	Sport Class	MIN	Field Goals		2 Points		3 Points		Free Throws		Rebounds			AS	TO	ST	BS	PF	FO	PTS
				M/A	%	M/A	%	M/A	%	M/A	%	OR	DR	TOT							
*4	KREMPIEN Jennifer	1.0	34:22	1/1	100	1/1	100			1/1	100		2	2					1		3
*6	OHAMA Kendra	2.5	20:51	3/6	50	3/6	50								2	3			3	2	6
*11	PETTINICCHI Sabrina	1.5	31:51	0/8	0	0/7	0	0/1	0				1	1	1	1			1	1	0
*13	RADKE Lori	4.5	11:57	1/2	50	1/2	50			1/2	50		5	5	3				2	1	3
*14	THOMAS Misty	4.5	29:40	5/10	50	5/9	56	0/1	0	1/1	100		10	10	6	1	1		2	4	11
5	McLACHLAN Janet	4.5	05:07	2/5	40	2/4	50	0/1	0				1	1	2		1			1	4
7	OUELLET Cindy	3.5	15:20	5/8	63	5/8	63						3		3	4	2		1	1	10
8	FERGUSON Tracey	3.0	00:00																		0
9	BENOIT Chantal (C)	3.5	28:03	6/13	46	6/13	46			2/4	50		1	5	6	3	3		2	6	14
10	HARNOCK Katie	2.5	11:58	3/6	50	3/6	50						2	2		1				1	6
12	FRANKS Lisa	1.0	05:35															1			0
15	FESER Tara	4.5	05:16	1/3	33	1/3	33						3	3							2
Team/Coach																					
<b>Totals</b>				27/62	44	27/59	46	0/3	0	5/8	63	5	31	36	17	10	5	1	12	17	59
<b>Coach</b>		FRICK Tim																			
<b>Assistant Coach</b>		NICHOLSON Patricia									JOHNSON Bill										

#### NED - NETHERLANDS

No.	Name	Sport Class	MIN	Field Goals		2 Points		3 Points		Free Throws		Rebounds			AS	TO	ST	BS	PF	FO	PTS
				M/A	%	M/A	%	M/A	%	M/A	%	OR	DR	TOT							
*4	HUITZING Inge	4.5	24:33	1/5	20	1/4	25	0/1	0	0/2	0		4	4		1			2	3	2
*7	OOSTERBAAN Roos	1.5	34:24	2/8	25	2/8	25			2/2	100		3	2	5	3	3		3	4	6
*11	KORVER Cher	2.5	34:53	4/15	27	4/13	31	0/2	0	0/1	0		4	6	10	4	6	2	2	2	8
*13	VAN BERGEN Barbara	2.0	16:45	1/2	50	1/2	50						2	2	4	1	4		2		2
*14	VERSLOOT Carina	3.0	23:06	2/12	17	2/12	17						1	4	5	1	2	1	4		4
5	BOEKHOORN Ptries	1.0	03:21																		0
6	VISSER Jitske	1.0	19:09	1/5	20	1/5	20						1	1	2		3		1	1	2
8	PIETERSE Fleur	2.5	04:46																		0
9	GARNIER Petra (C)	4.5	24:00	4/10	40	4/10	40						2	9	11		1		3	1	8
10	RAMAEKERS Brenda	4.5	02:03																		0
12	BRAAM Sandra	1.0	03:21																		0
15	van OOSTROM Elsbeth	4.5	09:39	0/2	0	0/1	0	0/1	0	0/2	0					2				1	0
Team/Coach																					
<b>Totals</b>				15/59	25	15/55	27	0/4	0	2/7	29	15	31	46	9	22	4		17	12	32
<b>Coach</b>		LANSINK ROTGERINK Yvonne																			
<b>Assistant Coach</b>		van de BUNTE Kees																			

	CAN	NED
Points from Turnovers	16	0
Points in the Paint	44	24
Second Chance Points	9	10
Fast Break Points	0	2

	CAN	NED
Biggest Lead	29	0
Biggest Scoring Run	9-0(27-12)	8-0(34-24)
Lead Changes	1	
Times Tied	0	

#### Legend:

%	Shooting Percentage	(C)	Captain	*	Starters	AS	Assists
BS	Blocked Shots	DR	Defensive Rebounds	FO	Fouls On	M/A	Made/Attempts
MIN	Minutes Played	OR	Offensive Rebounds	OTx	Overtime	PF	Fouls
PTS	Points	Qx	Quarter Time	ST	Steals	TO	Turnovers
TOT	Total Rebounds						



## START LIST

首发名单

### MEX - CHN

**Referee:** OTTO Jorg-Ulrich (GER)  
**Umpires:** GOMEZ RUF Antonia (ESP); PAVLOPOULOS Adrianos (GRE)

**Commissioner:** REHLING Detlef Klaus (GER)  
**Classifier:** DINH Trian Tan (FRA)

#### MEX - Mexico

No.	Name	Pos	Age	Sport Class	Current Games Statistics							
					PPG	FG%	3FG%	FT%	RPG	APG	MPG (GP)	
4	VAZQUEZ SUAREZ C		42	2.5	4.0	50				3.0		20:37 (2)
5	RODRIGUEZ VELAZQU.	G	41	2.0	1.0	33				3.5		19:23 (2)
6	TORRES LOPEZ Rocio	C	34	3.5	3.0	30	0			6.0	0.5	22:04 (2)
7	ESTRADA BERNAL F	C	18	4.0	5.0	27			22	6.0		18:28 (2)
8	PEREZ PACHECO Anaisa	G	16	2.5	0.0							00:00 (0)
9	VAZQUEZ D. L (C)	F	42	4.0	15.5	37	8	29	14.0	4.0		39:27 (2)
10	CAMARA ARANGO Rosa	F	51	3.0	1.0	50				1.0		09:58 (2)
11	TORRES R. A	G	41	3.0	1.0	20						05:50 (2)
12	MIRANDA Claudia Magali	G	30	3.0	7.0	50	0	100	2.5	2.0		20:42 (2)
13	GUZMAN ACOSTA R	F	31	3.0	3.0	50			33	2.0		07:00 (1)
14	VERA Rosa Herlinda	G	43	2.0	0.0							00:00 (0)
15	GARCIA AMADOR Wendy	G	27	1.0	1.0	8	0	0	5.0	1.5		40:00 (2)
Team			34.7		40.0	34	6	30	42.0	8.0		
<b>Coach</b>		DAVILA Aaron										
<b>Assistant Coach</b>		PIMENTEL Rene										

MEX Played		
PR	NED	46-59
PR	JPN	34-52
PR	CAN	11 SEP

#### CHN - China

No.	Name	Pos	Age	Sport Class	Current Games Statistics							
					PPG	FG%	3FG%	FT%	RPG	APG	MPG (GP)	
4	ZHANG Santao (C)	C	41	4.0	7.0	23	0	50	8.0	4.0		23:59 (1)
5	GU Li	C	26	4.5	0.0							00:00 (0)
6	HAO Wenhua	C	19	4.0	0.0							00:00 (0)
7	FU Yongqing	C	28	4.0	20.0	50		0	16.0			40:00 (1)
8	YANG Chao	C	22	4.0	0.0	0	0		2.0			08:50 (1)
9	PENG Fengling	F	23	4.0	0.0							00:00 (0)
10	CHEN Damei	F	21	3.0	5.0	67	100		2.0	2.0		20:38 (1)
11	CHEN Qjurong	G	25	1.0	4.0	40			2.0	2.0		40:00 (1)
12	LIU Mihuan	G	25	1.5	8.0	60			33	3.0	3.0	40:00 (1)
13	LI Yanhua	G	25	1.5	0.0							00:00 (0)
14	CAO Qiuping	F	29	3.0	2.0	13		0	6.0	2.0		15:14 (1)
15	ZHENG Donghuai	F	26	2.5	0.0							04:08 (1)
Team			25.8		46.0	36	25	27	39.0	13.0		
<b>Coach</b>		LIU Tiehua										
<b>Assistant Coach</b>		ZHANG Chunling										

CHN Played		
PR	JPN	46-49
PR	CAN	10 SEP
PR	NED	11 SEP

#### Legend:

3FG%	3 Field Goals %	APG	Assists per Game	C	Centre	F	Forward
FG%	Field Goals %	FT%	Free Throws %	G	Guard	GP	Games Played
MPG	Minutes Played per Game	Pos	Playing Position	PPG	Points per Game	PR	Preliminary Round
RPG	Rebounds per Game						



## PLAY BY PLAY

文字比分播报

MEX 15 vs 34 CHN

Attendance: 8077

Scoring by 5 min intervals:

	Q1		Q2	
MEX	2	6	10	15
CHN	8	20	29	34

### FIRST QUARTER

#### Quarter Starters:

**MEX** 4 VAZQUEZ SUAREZ C    6 TORRES LOPEZ R    9 VAZQUEZ D. L    12 MIRANDA CM    15 GARCIA AMADOR W  
**CHN** 7 FU Y    8 YANG C    10 CHEN D    11 CHEN Q    12 LIU M

Game Time	MEX - Mexico	Score	Lead	CHN - China
10:00				7 FU Y Player IN <<-----
10:00				8 YANG C Player IN <<-----
10:00				10 CHEN D Player IN <<-----
10:00				11 CHEN Q Player IN <<-----
10:00				12 LIU M Player IN <<-----
10:00	4 VAZQUEZ SUAREZ C Player IN <<-----			
10:00	6 TORRES LOPEZ R Player IN <<-----			
10:00	9 VAZQUEZ D. L Player IN <<-----			
10:00	12 MIRANDA CM Player IN <<-----			
10:00	15 GARCIA AMADOR W Player IN <<-----			
10:00	6 TORRES LOPEZ R Tap off lost			7 FU Y Tap off won
09:42		0-2	-2	12 LIU M 2-Pts paint made (2 In)
09:37	9 VAZQUEZ D. L Turnover			
09:26				11 CHEN Q Turnover
09:16				12 LIU M Personal foul
09:16	4 VAZQUEZ SUAREZ C Foul On			
09:16	4 VAZQUEZ SUAREZ C Free Throw missed (1 Out)			
09:16	4 VAZQUEZ SUAREZ C Free Throw missed (1 Out)			
09:13	9 VAZQUEZ D. L Offensive Rebound			
09:12	9 VAZQUEZ D. L 2 Pts paint missed (2 Out)			
09:10				7 FU Y Defensive Rebound
08:57				8 YANG C 2-Pts missed (2 out)
08:56	6 TORRES LOPEZ R Defensive Rebound			
08:44	4 VAZQUEZ SUAREZ C 2 Pts paint missed (2 Out)			
08:44				Defensive Rebound
08:26		0-4	-4	11 CHEN Q 2-Pts paint made (2 In)
08:24				7 FU Y Assist
07:58	9 VAZQUEZ D. L 2-Pts missed (2 out)			
07:57				10 CHEN D Defensive Rebound
07:45		0-6	-6	7 FU Y 2-Pts paint made (2 In)
07:44				10 CHEN D Assist
07:18	12 MIRANDA CM Turnover			
07:18	Time out			
07:04				11 CHEN Q 2-Pts missed (2 out)



## PLAY BY PLAY

文字比分播报

MEX 15 vs 34 CHN

Attendance: 8077

Game Time	MEX - Mexico	Score	Lead	CHN - China
07:03	4 VAZQUEZ SUAREZ C Defensive Rebound			
07:01	4 VAZQUEZ SUAREZ C Turnover			
07:01				10 CHEN D Steal
06:54				11 CHEN Q 2 Pts paint missed (2 Out)
06:52	6 TORRES LOPEZ R Defensive Rebound			
06:47	12 MIRANDA CM Turnover			
06:47				7 FU Y Steal
06:44	4 VAZQUEZ SUAREZ C Personal foul			
06:44				8 YANG C Foul On
06:29		0-8	-8	10 CHEN D 2-Pts made (2 In)
06:28				11 CHEN Q Assist
06:01	9 VAZQUEZ D. L Turnover			
05:31				12 LIU M 2 Pts paint missed (2 Out)
05:29	6 TORRES LOPEZ R Defensive Rebound			
05:16	9 VAZQUEZ D. L 2-Pts made (2 In)	2-8	-6	
04:54				7 FU Y 2-Pts missed (2 out)
04:53	9 VAZQUEZ D. L Defensive Rebound			
04:45	12 MIRANDA CM 2 Pts paint missed (2 Out)			
04:36	6 TORRES LOPEZ R Offensive Rebound			
04:36	6 TORRES LOPEZ R Turnover			
04:36	9 VAZQUEZ D. L Personal foul			
04:36				7 FU Y Foul On
04:23		2-10	-8	12 LIU M 2-Pts paint made (2 In)
04:22				8 YANG C Assist
04:02	9 VAZQUEZ D. L 3-Pts made (3 In)	5-10	-5	
03:38				7 FU Y 2 Pts paint missed (2 Out)
03:33				11 CHEN Q Offensive Rebound
03:33				11 CHEN Q 2 Pts paint missed (2 Out)
03:29	6 TORRES LOPEZ R Defensive Rebound			
03:27	6 TORRES LOPEZ R Turnover			
03:27				7 FU Y Steal
03:20		5-12	-7	7 FU Y 2-Pts paint made (2 In)
03:13				7 FU Y Personal foul
03:13	9 VAZQUEZ D. L Foul On			
03:13	4 VAZQUEZ SUAREZ C Player OUT ---->>			
03:13	6 TORRES LOPEZ R Player OUT ---->>			
03:13	12 MIRANDA CM Player OUT ---->>			
03:13	5 RODRIGUEZ VELAZQU. Player IN <<----			
03:13	7 ESTRADA BERNAL F Player IN <<----			
03:13	11 TORRES R. A Player IN <<----			
03:13	9 VAZQUEZ D. L Free Throw missed (1 Out)			
03:13	9 VAZQUEZ D. L Free Throw made (1 In)	6-12	-6	



## PLAY BY PLAY

文字比分播报

MEX 15 vs 34 CHN

Attendance: 8077

Game Time	MEX - Mexico	Score	Lead	CHN - China
02:55		6-14	-8	10 CHEN D 2-Pts made (2 In)
02:49				12 LIU M Personal foul
02:49	9 VAZQUEZ D. L Foul On			
02:33	11 TORRES R. A 2 Pts paint missed (2 Out)			
02:31				10 CHEN D Defensive Rebound
02:16				11 CHEN Q 2-Pts missed (2 out)
02:13	11 TORRES R. A Defensive Rebound			
02:13	7 ESTRADA BERNAL F Turnover			
02:13				7 FU Y Steal
02:13	9 VAZQUEZ D. L Personal foul			
02:13				12 LIU M Foul On
02:04		6-16	-10	7 FU Y 2-Pts paint made (2 In)
02:02				8 YANG C Assist
01:59	15 GARCIA AMADOR W Turnover			
01:59				12 LIU M Steal
01:59	15 GARCIA AMADOR W Personal foul			
01:59				12 LIU M Foul On
01:49		6-18	-12	10 CHEN D 2-Pts made (2 In)
01:23	9 VAZQUEZ D. L 2-Pts missed (2 out)			
01:22				7 FU Y Defensive Rebound
01:17				11 CHEN Q Turnover
01:10	7 ESTRADA BERNAL F Turnover			
01:10				12 LIU M Steal
00:55				7 FU Y 2-Pts missed (2 out)
00:54				10 CHEN D Offensive Rebound
00:50		6-20	-14	8 YANG C 2-Pts paint made (2 In)
00:49				10 CHEN D Assist
00:15				8 YANG C Personal foul
00:15				12 LIU M Personal foul
00:15	7 ESTRADA BERNAL F Foul On			
00:09	15 GARCIA AMADOR W Foul On			
00:09				7 FU Y Personal foul
00:09	5 RODRIGUEZ VELAZQU. Foul On			
00:09	5 RODRIGUEZ VELAZQU. Free Throw missed (1 Out)			
00:08	5 RODRIGUEZ VELAZQU. Free Throw missed (1 Out)			
00:03				7 FU Y Defensive Rebound

## SECOND QUARTER

### Quarter Starters:

MEX 5 RODRIGUEZ VELAZQU. 7 ESTRADA BERNAL F 9 VAZQUEZ D. L 11 TORRES R. A 15 GARCIA AMADOR W  
CHN 7 FU Y 8 YANG C 10 CHEN D 12 LIU M 11 CHEN Q

Game Time	MEX - Mexico	Score	Lead	CHN - China
10:00				7 FU Y Player IN <<-----



## PLAY BY PLAY

文字比分播报

MEX 15 vs 34 CHN

Attendance: 8077

Game Time	MEX - Mexico	Score	Lead	CHN - China
10:00				8 YANG C Player IN <<----
10:00				10 CHEN D Player IN <<----
10:00				12 LIU M Player IN <<----
10:00				11 CHEN Q Player IN <<----
10:00	5 RODRIGUEZ VELAZQU. Player IN <<----			
10:00	7 ESTRADA BERNAL F Player IN <<----			
10:00	9 VAZQUEZ D. L Player IN <<----			
10:00	11 TORRES R. A Player IN <<----			
10:00	15 GARCIA AMADOR W Player IN <<----			
09:59	Tap off situation, throw-in			
09:48	9 VAZQUEZ D. L 2 Pts paint missed (2 Out)			
09:47	11 TORRES R. A Offensive Rebound			
09:37	9 VAZQUEZ D. L 2-Pts paint made (2 In)	8-20	-12	
09:11				11 CHEN Q 2-Pts missed (2 out)
09:11				8 YANG C Offensive Rebound
09:11	9 VAZQUEZ D. L Personal foul			
09:11				8 YANG C Foul On
09:11		8-21	-13	8 YANG C Free Throw made (1 In)
09:11				8 YANG C Free Throw missed (1 Out)
09:09	9 VAZQUEZ D. L Defensive Rebound			
09:03	9 VAZQUEZ D. L Turnover			
09:03				12 LIU M Steal
08:38				10 CHEN D 3-Pts missed (3 Out)
08:38	Defensive Rebound			
08:38	5 RODRIGUEZ VELAZQU. Player OUT ---->>			
08:38	9 VAZQUEZ D. L Player OUT ---->>			
08:38	4 VAZQUEZ SUAREZ C Player IN <<----			
08:38	6 TORRES LOPEZ R Player IN <<----			
08:33	7 ESTRADA BERNAL F Turnover			
08:13	15 GARCIA AMADOR W Personal foul			
08:13				8 YANG C Foul On
08:03		8-23	-15	8 YANG C 2-Pts paint made (2 In)
08:02				10 CHEN D Assist
07:55	6 TORRES LOPEZ R Turnover			
07:43		8-25	-17	8 YANG C 2-Pts made (2 In)
07:43	4 VAZQUEZ SUAREZ C Personal foul			
07:43				8 YANG C Foul On
07:42				8 YANG C Free Throw missed (1 Out)
07:40	7 ESTRADA BERNAL F Defensive Rebound			
07:31	4 VAZQUEZ SUAREZ C Turnover			
07:24				10 CHEN D 3-Pts missed (3 Out)
07:22	6 TORRES LOPEZ R Defensive Rebound			





## PLAY BY PLAY

文字比分播报

MEX 15 vs 34 CHN

Attendance: 8077

Game Time	MEX - Mexico	Score	Lead	CHN - China
07:08	4 VAZQUEZ SUAREZ C 2-Pts missed (2 out)			
07:06	7 ESTRADA BERNAL F Offensive Rebound			
07:01				7 FU Y Personal foul
07:01	7 ESTRADA BERNAL F Foul On			
07:01	4 VAZQUEZ SUAREZ C Player OUT ---->>			
07:01	11 TORRES R. A Player OUT ---->>			
07:01	10 CAMARA ARANGO R Player IN <<----			
07:01	14 VERA RH Player IN <<----			
06:43	10 CAMARA ARANGO R 2-Pts missed (2 out)			
06:42				7 FU Y Defensive Rebound
06:33				Tap off situation, throw-in
06:26		8-27	-19	7 FU Y 2-Pts made (2 In)
06:24				8 YANG C Assist
06:12	7 ESTRADA BERNAL F 2 Pts paint missed (2 Out)			
06:10				7 FU Y Defensive Rebound
05:56		8-29	-21	12 LIU M 2-Pts paint made (2 In)
05:54				10 CHEN D Assist
05:54	Time out			
05:41				8 YANG C Personal foul
05:41	10 CAMARA ARANGO R Foul On			
05:32	6 TORRES LOPEZ R 2-Pts paint made (2 In)	10-29	-19	
05:30	10 CAMARA ARANGO R Assist			
05:11				7 FU Y 2-Pts missed (2 out)
05:10				7 FU Y Offensive Rebound
05:10				7 FU Y 2-Pts missed (2 out)
05:07	7 ESTRADA BERNAL F Blocked Shot			
05:05				Offensive Rebound
05:04				8 YANG C 2-Pts missed (2 out)
05:02	6 TORRES LOPEZ R Defensive Rebound			
04:55	6 TORRES LOPEZ R Turnover			
04:46				8 YANG C Turnover
04:25	6 TORRES LOPEZ R 2 Pts paint missed (2 Out)			
04:24	7 ESTRADA BERNAL F Offensive Rebound			
04:24	7 ESTRADA BERNAL F 2 Pts paint missed (2 Out)			
04:20	7 ESTRADA BERNAL F Offensive Rebound			
04:20	7 ESTRADA BERNAL F 2-Pts paint made (2 In)	12-29	-17	
04:04				7 FU Y Turnover
03:45				10 CHEN D Personal foul
03:45	7 ESTRADA BERNAL F Foul On			
03:33	6 TORRES LOPEZ R 2 Pts paint missed (2 Out)			
03:33				Defensive Rebound
03:16				10 CHEN D 2-Pts missed (2 out)



## PLAY BY PLAY

文字比分播报

MEX 15 vs 34 CHN

Attendance: 8077

Game Time	MEX - Mexico	Score	Lead	CHN - China
03:14	10 CAMARA ARANGO R Defensive Rebound			
02:51	6 TORRES LOPEZ R 2 Pts paint missed (2 Out)			
02:50				10 CHEN D Defensive Rebound
02:35	10 CAMARA ARANGO R Personal foul			
02:35				7 FU Y Foul On
02:35				7 FU Y Free Throw missed (1 Out)
02:35		12-30	-18	7 FU Y Free Throw made (1 In)
02:14	6 TORRES LOPEZ R 3-Pts missed (3 Out)			
02:14				Defensive Rebound
02:04	14 VERA RH Personal foul			
02:04				10 CHEN D Foul On
02:04				10 CHEN D Free Throw missed (1 Out)
02:03				10 CHEN D Free Throw missed (1 Out)
02:02				Offensive Rebound
01:58				11 CHEN Q Offensive foul
01:58				11 CHEN Q Turnover
01:58	7 ESTRADA BERNAL F Foul On			
01:58	7 ESTRADA BERNAL F Player OUT ---->>			
01:58	9 VAZQUEZ D. L Player IN <<----			
01:58	7 ESTRADA BERNAL F Steal			
01:50				11 CHEN Q Steal
01:50	6 TORRES LOPEZ R Turnover			
01:42		12-32	-20	12 LIU M 2-Pts paint made (2 In)
01:12	15 GARCIA AMADOR W 3-Pts missed (3 Out)			
01:12				Defensive Rebound
00:50				11 CHEN Q 2 Pts paint missed (2 Out)
00:48	10 CAMARA ARANGO R Defensive Rebound			
00:44	10 CAMARA ARANGO R Turnover			
00:44				12 LIU M Steal
00:34		12-34	-22	11 CHEN Q 2-Pts paint made (2 In)
00:12	10 CAMARA ARANGO R 2-Pts paint made (2 In)	14-34	-20	
00:11	9 VAZQUEZ D. L Assist			
00:03				10 CHEN D Personal foul
00:03	10 CAMARA ARANGO R Player OUT ---->>			
00:03	12 MIRANDA CM Player IN <<----			
00:03	9 VAZQUEZ D. L Foul On			
00:03	9 VAZQUEZ D. L Steal			
00:03	9 VAZQUEZ D. L Free Throw made (1 In)	15-34	-19	
00:02	9 VAZQUEZ D. L Free Throw missed (1 Out)			
00:00				7 FU Y Defensive Rebound



## PLAY BY PLAY

文字比分播报

MEX 37 vs 53 CHN

Attendance: 8077

Scoring by 5 min intervals:		Q1		Q2		Q3		Q4	
MEX		2	6	10	15	21	26	33	37
CHN		8	20	29	34	40	48	52	53

### FIRST QUARTER

#### Quarter Starters:

MEX 4 VAZQUEZ SUAREZ C    6 TORRES LOPEZ R    9 VAZQUEZ D. L    12 MIRANDA CM    15 GARCIA AMADOR W  
CHN 7 FU Y    8 YANG C    10 CHEN D    11 CHEN Q    12 LIU M

Game Time	MEX - Mexico	Score	Lead	CHN - China
10:00				7 FU Y Player IN <<-----
10:00				8 YANG C Player IN <<-----
10:00				10 CHEN D Player IN <<-----
10:00				11 CHEN Q Player IN <<-----
10:00				12 LIU M Player IN <<-----
10:00	4 VAZQUEZ SUAREZ C Player IN <<-----			
10:00	6 TORRES LOPEZ R Player IN <<-----			
10:00	9 VAZQUEZ D. L Player IN <<-----			
10:00	12 MIRANDA CM Player IN <<-----			
10:00	15 GARCIA AMADOR W Player IN <<-----			
10:00	6 TORRES LOPEZ R Tap off lost			7 FU Y Tap off won
09:42		0-2	-2	12 LIU M 2-Pts paint made (2 In)
09:37	9 VAZQUEZ D. L Turnover			
09:26				11 CHEN Q Turnover
09:16				12 LIU M Personal foul
09:16	4 VAZQUEZ SUAREZ C Foul On			
09:16	4 VAZQUEZ SUAREZ C Free Throw missed (1 Out)			
09:16	4 VAZQUEZ SUAREZ C Free Throw missed (1 Out)			
09:13	9 VAZQUEZ D. L Offensive Rebound			
09:12	9 VAZQUEZ D. L 2 Pts paint missed (2 Out)			
09:10				7 FU Y Defensive Rebound
08:57				8 YANG C 2-Pts missed (2 out)
08:56	6 TORRES LOPEZ R Defensive Rebound			
08:44	4 VAZQUEZ SUAREZ C 2 Pts paint missed (2 Out)			
08:44				Defensive Rebound
08:26		0-4	-4	11 CHEN Q 2-Pts paint made (2 In)
08:24				7 FU Y Assist
07:58	9 VAZQUEZ D. L 2-Pts missed (2 out)			
07:57				10 CHEN D Defensive Rebound
07:45		0-6	-6	7 FU Y 2-Pts paint made (2 In)
07:44				10 CHEN D Assist
07:18	12 MIRANDA CM Turnover			
07:18	Time out			
07:04				11 CHEN Q 2-Pts missed (2 out)



## PLAY BY PLAY

文字比分播报

MEX 37 vs 53 CHN

Attendance: 8077

Game Time	MEX - Mexico	Score	Lead	CHN - China
07:03	4 VAZQUEZ SUAREZ C Defensive Rebound			
07:01	4 VAZQUEZ SUAREZ C Turnover			
07:01				10 CHEN D Steal
06:54				11 CHEN Q 2 Pts paint missed (2 Out)
06:52	6 TORRES LOPEZ R Defensive Rebound			
06:47	12 MIRANDA CM Turnover			
06:47				7 FU Y Steal
06:44	4 VAZQUEZ SUAREZ C Personal foul			
06:44				8 YANG C Foul On
06:29		0-8	-8	10 CHEN D 2-Pts made (2 In)
06:28				11 CHEN Q Assist
06:01	9 VAZQUEZ D. L Turnover			
05:31				12 LIU M 2 Pts paint missed (2 Out)
05:29	6 TORRES LOPEZ R Defensive Rebound			
05:16	9 VAZQUEZ D. L 2-Pts made (2 In)	2-8	-6	
04:54				7 FU Y 2-Pts missed (2 out)
04:53	9 VAZQUEZ D. L Defensive Rebound			
04:45	12 MIRANDA CM 2 Pts paint missed (2 Out)			
04:36	6 TORRES LOPEZ R Offensive Rebound			
04:36	6 TORRES LOPEZ R Turnover			
04:36	9 VAZQUEZ D. L Personal foul			
04:36				7 FU Y Foul On
04:23		2-10	-8	12 LIU M 2-Pts paint made (2 In)
04:22				8 YANG C Assist
04:02	9 VAZQUEZ D. L 3-Pts made (3 In)	5-10	-5	
03:38				7 FU Y 2 Pts paint missed (2 Out)
03:33				11 CHEN Q Offensive Rebound
03:33				11 CHEN Q 2 Pts paint missed (2 Out)
03:29	6 TORRES LOPEZ R Defensive Rebound			
03:27	6 TORRES LOPEZ R Turnover			
03:27				7 FU Y Steal
03:20		5-12	-7	7 FU Y 2-Pts paint made (2 In)
03:13				7 FU Y Personal foul
03:13	9 VAZQUEZ D. L Foul On			
03:13	4 VAZQUEZ SUAREZ C Player OUT ---->>			
03:13	6 TORRES LOPEZ R Player OUT ---->>			
03:13	12 MIRANDA CM Player OUT ---->>			
03:13	5 RODRIGUEZ VELAZQU. Player IN <<----			
03:13	7 ESTRADA BERNAL F Player IN <<----			
03:13	11 TORRES R. A Player IN <<----			
03:13	9 VAZQUEZ D. L Free Throw missed (1 Out)			
03:13	9 VAZQUEZ D. L Free Throw made (1 In)	6-12	-6	



## PLAY BY PLAY

文字比分播报

MEX 37 vs 53 CHN

Attendance: 8077

Game Time	MEX - Mexico	Score	Lead	CHN - China
02:55		6-14	-8	10 CHEN D 2-Pts made (2 In)
02:49				12 LIU M Personal foul
02:49	9 VAZQUEZ D. L Foul On			
02:33	11 TORRES R. A 2 Pts paint missed (2 Out)			
02:31				10 CHEN D Defensive Rebound
02:16				11 CHEN Q 2-Pts missed (2 out)
02:13	11 TORRES R. A Defensive Rebound			
02:13	7 ESTRADA BERNAL F Turnover			
02:13				7 FU Y Steal
02:13	9 VAZQUEZ D. L Personal foul			
02:13				12 LIU M Foul On
02:04		6-16	-10	7 FU Y 2-Pts paint made (2 In)
02:02				8 YANG C Assist
01:59	15 GARCIA AMADOR W Turnover			
01:59				12 LIU M Steal
01:59	15 GARCIA AMADOR W Personal foul			
01:59				12 LIU M Foul On
01:49		6-18	-12	10 CHEN D 2-Pts made (2 In)
01:23	9 VAZQUEZ D. L 2-Pts missed (2 out)			
01:22				7 FU Y Defensive Rebound
01:17				11 CHEN Q Turnover
01:10	7 ESTRADA BERNAL F Turnover			
01:10				12 LIU M Steal
00:55				7 FU Y 2-Pts missed (2 out)
00:54				10 CHEN D Offensive Rebound
00:50		6-20	-14	8 YANG C 2-Pts paint made (2 In)
00:49				10 CHEN D Assist
00:15				8 YANG C Personal foul
00:15				12 LIU M Personal foul
00:15	7 ESTRADA BERNAL F Foul On			
00:09	15 GARCIA AMADOR W Foul On			
00:09				7 FU Y Personal foul
00:09	5 RODRIGUEZ VELAZQU. Foul On			
00:09	5 RODRIGUEZ VELAZQU. Free Throw missed (1 Out)			
00:08	5 RODRIGUEZ VELAZQU. Free Throw missed (1 Out)			
00:03				7 FU Y Defensive Rebound

## SECOND QUARTER

### Quarter Starters:

MEX 5 RODRIGUEZ VELAZQU. 7 ESTRADA BERNAL F 9 VAZQUEZ D. L 11 TORRES R. A 15 GARCIA AMADOR W  
CHN 7 FU Y 8 YANG C 10 CHEN D 12 LIU M 11 CHEN Q

Game Time	MEX - Mexico	Score	Lead	CHN - China
10:00				7 FU Y Player IN <<-----



## PLAY BY PLAY

文字比分播报

MEX 37 vs 53 CHN

Attendance: 8077

Game Time	MEX - Mexico	Score	Lead	CHN - China
10:00				8 YANG C Player IN <<----
10:00				10 CHEN D Player IN <<----
10:00				12 LIU M Player IN <<----
10:00				11 CHEN Q Player IN <<----
10:00	5 RODRIGUEZ VELAZQU. Player IN <<----			
10:00	7 ESTRADA BERNAL F Player IN <<----			
10:00	9 VAZQUEZ D. L Player IN <<----			
10:00	11 TORRES R. A Player IN <<----			
10:00	15 GARCIA AMADOR W Player IN <<----			
09:59	Tap off situation, throw-in			
09:48	9 VAZQUEZ D. L 2 Pts paint missed (2 Out)			
09:47	11 TORRES R. A Offensive Rebound			
09:37	9 VAZQUEZ D. L 2-Pts paint made (2 In)	8-20	-12	
09:11				11 CHEN Q 2-Pts missed (2 out)
09:11				8 YANG C Offensive Rebound
09:11	9 VAZQUEZ D. L Personal foul			
09:11				8 YANG C Foul On
09:11		8-21	-13	8 YANG C Free Throw made (1 In)
09:11				8 YANG C Free Throw missed (1 Out)
09:09	9 VAZQUEZ D. L Defensive Rebound			
09:03	9 VAZQUEZ D. L Turnover			
09:03				12 LIU M Steal
08:38				10 CHEN D 3-Pts missed (3 Out)
08:38	Defensive Rebound			
08:38	5 RODRIGUEZ VELAZQU. Player OUT ---->>			
08:38	9 VAZQUEZ D. L Player OUT ---->>			
08:38	4 VAZQUEZ SUAREZ C Player IN <<----			
08:38	6 TORRES LOPEZ R Player IN <<----			
08:33	7 ESTRADA BERNAL F Turnover			
08:13	15 GARCIA AMADOR W Personal foul			
08:13				8 YANG C Foul On
08:03		8-23	-15	8 YANG C 2-Pts paint made (2 In)
08:02				10 CHEN D Assist
07:55	6 TORRES LOPEZ R Turnover			
07:43		8-25	-17	8 YANG C 2-Pts made (2 In)
07:43	4 VAZQUEZ SUAREZ C Personal foul			
07:43				8 YANG C Foul On
07:42				8 YANG C Free Throw missed (1 Out)
07:40	7 ESTRADA BERNAL F Defensive Rebound			
07:31	4 VAZQUEZ SUAREZ C Turnover			
07:24				10 CHEN D 3-Pts missed (3 Out)
07:22	6 TORRES LOPEZ R Defensive Rebound			



## PLAY BY PLAY

文字比分播报

MEX 37 vs 53 CHN

Attendance: 8077

Game Time	MEX - Mexico	Score	Lead	CHN - China
07:08	4 VAZQUEZ SUAREZ C 2-Pts missed (2 out)			
07:06	7 ESTRADA BERNAL F Offensive Rebound			
07:01				7 FU Y Personal foul
07:01	7 ESTRADA BERNAL F Foul On			
07:01	4 VAZQUEZ SUAREZ C Player OUT ---->>			
07:01	11 TORRES R. A Player OUT ---->>			
07:01	10 CAMARA ARANGO R Player IN <<----			
07:01	14 VERA RH Player IN <<----			
06:43	10 CAMARA ARANGO R 2-Pts missed (2 out)			
06:42				7 FU Y Defensive Rebound
06:33				Tap off situation, throw-in
06:26		8-27	-19	7 FU Y 2-Pts made (2 In)
06:24				8 YANG C Assist
06:12	7 ESTRADA BERNAL F 2 Pts paint missed (2 Out)			
06:10				7 FU Y Defensive Rebound
05:56		8-29	-21	12 LIU M 2-Pts paint made (2 In)
05:54				10 CHEN D Assist
05:54	Time out			
05:41				8 YANG C Personal foul
05:41	10 CAMARA ARANGO R Foul On			
05:32	6 TORRES LOPEZ R 2-Pts paint made (2 In)	10-29	-19	
05:30	10 CAMARA ARANGO R Assist			
05:11				7 FU Y 2-Pts missed (2 out)
05:10				7 FU Y Offensive Rebound
05:10				7 FU Y 2-Pts missed (2 out)
05:07	7 ESTRADA BERNAL F Blocked Shot			
05:05				Offensive Rebound
05:04				8 YANG C 2-Pts missed (2 out)
05:02	6 TORRES LOPEZ R Defensive Rebound			
04:55	6 TORRES LOPEZ R Turnover			
04:46				8 YANG C Turnover
04:25	6 TORRES LOPEZ R 2 Pts paint missed (2 Out)			
04:24	7 ESTRADA BERNAL F Offensive Rebound			
04:24	7 ESTRADA BERNAL F 2 Pts paint missed (2 Out)			
04:20	7 ESTRADA BERNAL F Offensive Rebound			
04:20	7 ESTRADA BERNAL F 2-Pts paint made (2 In)	12-29	-17	
04:04				7 FU Y Turnover
03:45				10 CHEN D Personal foul
03:45	7 ESTRADA BERNAL F Foul On			
03:33	6 TORRES LOPEZ R 2 Pts paint missed (2 Out)			
03:33				Defensive Rebound
03:16				10 CHEN D 2-Pts missed (2 out)



## PLAY BY PLAY

文字比分播报

MEX 37 vs 53 CHN

Attendance: 8077

Game Time	MEX - Mexico	Score	Lead	CHN - China
03:14	10 CAMARA ARANGO R Defensive Rebound			
02:51	6 TORRES LOPEZ R 2 Pts paint missed (2 Out)			
02:50				10 CHEN D Defensive Rebound
02:35	10 CAMARA ARANGO R Personal foul			
02:35				7 FU Y Foul On
02:35				7 FU Y Free Throw missed (1 Out)
02:35		12-30	-18	7 FU Y Free Throw made (1 In)
02:14	6 TORRES LOPEZ R 3-Pts missed (3 Out)			
02:14				Defensive Rebound
02:04	14 VERA RH Personal foul			
02:04				10 CHEN D Foul On
02:04				10 CHEN D Free Throw missed (1 Out)
02:03				10 CHEN D Free Throw missed (1 Out)
02:02				Offensive Rebound
01:58				11 CHEN Q Offensive foul
01:58				11 CHEN Q Turnover
01:58	7 ESTRADA BERNAL F Foul On			
01:58	7 ESTRADA BERNAL F Player OUT ---->>			
01:58	9 VAZQUEZ D. L Player IN <<----			
01:58	7 ESTRADA BERNAL F Steal			
01:50				11 CHEN Q Steal
01:50	6 TORRES LOPEZ R Turnover			
01:42		12-32	-20	12 LIU M 2-Pts paint made (2 In)
01:12	15 GARCIA AMADOR W 3-Pts missed (3 Out)			
01:12				Defensive Rebound
00:50				11 CHEN Q 2 Pts paint missed (2 Out)
00:48	10 CAMARA ARANGO R Defensive Rebound			
00:44	10 CAMARA ARANGO R Turnover			
00:44				12 LIU M Steal
00:34		12-34	-22	11 CHEN Q 2-Pts paint made (2 In)
00:12	10 CAMARA ARANGO R 2-Pts paint made (2 In)	14-34	-20	
00:11	9 VAZQUEZ D. L Assist			
00:03				10 CHEN D Personal foul
00:03	10 CAMARA ARANGO R Player OUT ---->>			
00:03	12 MIRANDA CM Player IN <<----			
00:03	9 VAZQUEZ D. L Foul On			
00:03	9 VAZQUEZ D. L Steal			
00:03	9 VAZQUEZ D. L Free Throw made (1 In)	15-34	-19	
00:02	9 VAZQUEZ D. L Free Throw missed (1 Out)			
00:00				7 FU Y Defensive Rebound

### THIRD QUARTER

#### Quarter Starters:

**MEX** 6 TORRES LOPEZ R      9 VAZQUEZ D. L      12 MIRANDA CM      14 VERA RH      15 GARCIA AMADOR W  
**CHN** 11 CHEN Q      12 LIU M      8 YANG C      10 CHEN D      7 FU Y





## PLAY BY PLAY

文字比分播报

MEX 37 vs 53 CHN

Attendance: 8077

Game Time	MEX - Mexico	Score	Lead	CHN - China
10:00				11 CHEN Q Player IN <<----
10:00				12 LIU M Player IN <<----
10:00				8 YANG C Player IN <<----
10:00				10 CHEN D Player IN <<----
10:00				7 FU Y Player IN <<----
10:00	6 TORRES LOPEZ R Player IN <<----			
10:00	9 VAZQUEZ D. L Player IN <<----			
10:00	12 MIRANDA CM Player IN <<----			
10:00	14 VERA RH Player IN <<----			
10:00	15 GARCIA AMADOR W Player IN <<----			
00:00	Tap off situation, throw-in			
09:48	12 MIRANDA CM 2-Pts missed (2 out)			
09:46				8 YANG C Defensive Rebound
09:41		15-36	-21	11 CHEN Q 2-Pts paint made (2 In)
09:41				11 CHEN Q Fast Break
09:41	12 MIRANDA CM Personal foul			
09:41				11 CHEN Q Foul On
09:41				10 CHEN D Assist
09:41				11 CHEN Q Free Throw missed (1 Out)
09:36				11 CHEN Q Offensive Rebound
09:33				8 YANG C Turnover
09:23				8 YANG C Personal foul
09:23	9 VAZQUEZ D. L Foul On			
09:13	9 VAZQUEZ D. L 2-Pts paint made (2 In)	17-36	-19	
09:12	12 MIRANDA CM Assist			
08:48				12 LIU M 2 Pts paint missed (2 Out)
08:47	9 VAZQUEZ D. L Defensive Rebound			
08:47				8 YANG C Personal foul
08:47	6 TORRES LOPEZ R Foul On			
08:38	12 MIRANDA CM Turnover			
08:38				7 FU Y Steal
08:38	6 TORRES LOPEZ R Personal foul			
08:38				7 FU Y Foul On
08:38				8 YANG C Player OUT ---->>
08:38				6 HAO W Player IN <<----
08:27				10 CHEN D 2-Pts missed (2 out)
08:25				12 LIU M Offensive Rebound
08:21				7 FU Y 2 Pts paint missed (2 Out)
08:18				7 FU Y Offensive Rebound
08:18				7 FU Y 2 Pts paint missed (2 Out)
08:16	9 VAZQUEZ D. L Defensive Rebound			
08:08				6 HAO W Turnover



## PLAY BY PLAY

文字比分播报

MEX 37 vs 53 CHN

Attendance: 8077

Game Time	MEX - Mexico	Score	Lead	CHN - China
07:58	15 GARCIA AMADOR W 2-Pts missed (2 out)			
07:55				6 HAO W Blocked Shot
07:54				6 HAO W Defensive Rebound
07:52				7 FU Y Turnover
07:28	12 MIRANDA CM 2-Pts paint made (2 In)	19-36	-17	
07:27	9 VAZQUEZ D. L Assist			
07:10		19-38	-19	12 LIU M 2-Pts paint made (2 In)
07:08				7 FU Y Assist
06:51	12 MIRANDA CM Turnover			
06:51				7 FU Y Steal
06:39	6 TORRES LOPEZ R Player OUT ---->>			
06:39	14 VERA RH Player OUT ---->>			
06:39	5 RODRIGUEZ VELAZQU. Player IN <<----			
06:39	7 ESTRADA BERNAL F Player IN <<----			
06:25				6 HAO W 2-Pts missed (2 out)
06:23	5 RODRIGUEZ VELAZQU. Defensive Rebound			
05:57	15 GARCIA AMADOR W 2-Pts missed (2 out)			
05:55				6 HAO W Defensive Rebound
05:51		19-40	-21	10 CHEN D 2-Pts paint made (2 In)
05:49				10 CHEN D Fast Break
05:33	12 MIRANDA CM 2 Pts paint missed (2 Out)			
05:31				7 FU Y Defensive Rebound
05:29				7 FU Y Turnover
05:13	12 MIRANDA CM 2-Pts paint made (2 In)	21-40	-19	
04:48		21-42	-21	10 CHEN D 2-Pts made (2 In)
04:29	12 MIRANDA CM Turnover			
04:29	7 ESTRADA BERNAL F Steal			
04:29				10 CHEN D Turnover
04:07	15 GARCIA AMADOR W 2 Pts paint missed (2 Out)			
04:05				6 HAO W Defensive Rebound
03:53				10 CHEN D 2-Pts missed (2 out)
03:50	5 RODRIGUEZ VELAZQU. Defensive Rebound			
03:38	7 ESTRADA BERNAL F 2-Pts paint made (2 In)	23-42	-19	
03:26				12 LIU M Turnover
03:00	9 VAZQUEZ D. L 3-Pts made (3 In)	26-42	-16	
02:40				10 CHEN D 2-Pts missed (2 out)
02:38	Defensive Rebound			
02:20				11 CHEN Q Personal foul
02:20	7 ESTRADA BERNAL F Foul On			
02:07	7 ESTRADA BERNAL F 2 Pts paint missed (2 Out)			
02:06				7 FU Y Defensive Rebound
01:54		26-44	-18	7 FU Y 2-Pts paint made (2 In)



## PLAY BY PLAY

文字比分播报

MEX 37 vs 53 CHN

Attendance: 8077

Game Time	MEX - Mexico	Score	Lead	CHN - China
01:46				12 LIU M Assist
01:27	12 MIRANDA CM 2 Pts paint missed (2 Out)			
01:25				6 HAO W Defensive Rebound
01:12		26-46	-20	10 CHEN D 2-Pts paint made (2 In)
01:11				11 CHEN Q Assist
00:59	12 MIRANDA CM Turnover			
00:59				7 FU Y Steal
00:51				6 HAO W 2 Pts paint missed (2 Out)
00:49				6 HAO W Offensive Rebound
00:49		26-48	-22	6 HAO W 2-Pts paint made (2 In)
00:40	7 ESTRADA BERNAL F Player OUT ---->>			
00:40	6 TORRES LOPEZ R Player IN <<----			
00:19	9 VAZQUEZ D. L 3-Pts missed (3 Out)			
00:17				12 LIU M Defensive Rebound
00:06				10 CHEN D 2-Pts missed (2 out)
00:05				7 FU Y Offensive Rebound
00:03				7 FU Y 2 Pts paint missed (2 Out)
00:01				Tap off situation, throw-in
00:00				10 CHEN D 3-Pts missed (3 Out)

## FOURTH QUARTER

### Quarter Starters:

MEX

CHN

Game Time	MEX - Mexico	Score	Lead	CHN - China
10:00				8 YANG C Player IN <<----
10:00				12 LIU M Player IN <<----
10:00				14 CAO Q Player IN <<----
10:00				7 FU Y Player IN <<----
10:00	5 RODRIGUEZ VELAZQU. Player IN <<----			
10:00	6 TORRES LOPEZ R Player IN <<----			
10:00	9 VAZQUEZ D. L Player IN <<----			
10:00	12 MIRANDA CM Player IN <<----			
10:00	15 GARCIA AMADOR W Player IN <<----			
10:00				13 LI Y Player IN <<----
09:57				Tap off situation, throw-in
09:49	12 MIRANDA CM 2-Pts missed (2 out)			
09:41				14 CAO Q Defensive Rebound
09:34				7 FU Y 2 Pts paint missed (2 Out)
09:32				7 FU Y Offensive Rebound
09:31				7 FU Y Turnover
09:31	6 TORRES LOPEZ R Steal			



## PLAY BY PLAY

文字比分播报

MEX 37 vs 53 CHN

Attendance: 8077

Game Time	MEX - Mexico	Score	Lead	CHN - China
09:10	9 VAZQUEZ D. L 2-Pts missed (2 out)			
09:06				7 FU Y Defensive Rebound
09:04				Tap off situation, throw-in
09:04	12 MIRANDA CM Player OUT ---->>			
09:04	10 CAMARA ARANGO R Player IN <<----			
08:51				7 FU Y 2 Pts paint missed (2 Out)
08:49	9 VAZQUEZ D. L Defensive Rebound			
08:38	9 VAZQUEZ D. L 2-Pts paint made (2 In)	28-48	-20	
08:36	6 TORRES LOPEZ R Assist			
08:29				7 FU Y Offensive foul
08:29				7 FU Y Turnover
08:29	5 RODRIGUEZ VELAZQU. Foul On			
08:29	5 RODRIGUEZ VELAZQU. Steal			
08:08	15 GARCIA AMADOR W 3-Pts missed (3 Out)			
08:03				14 CAO Q Defensive Rebound
07:58				7 FU Y Turnover
07:38	9 VAZQUEZ D. L 2-Pts made (2 In)	30-48	-18	
07:19		30-50	-20	7 FU Y 2-Pts made (2 In)
07:16				14 CAO Q Assist
06:50				6 HAO W Personal foul
06:50	9 VAZQUEZ D. L Foul On			
06:50				8 YANG C Player OUT ---->>
06:50				6 HAO W Player IN <<----
06:50	9 VAZQUEZ D. L Free Throw missed (1 Out)			
06:50	9 VAZQUEZ D. L Free Throw made (1 In)	31-50	-19	
06:49	9 VAZQUEZ D. L Free Throw missed (1 Out)			
06:46	6 TORRES LOPEZ R Offensive Rebound			
06:44	6 TORRES LOPEZ R 2 Pts paint missed (2 Out)			
06:42				14 CAO Q Defensive Rebound
06:31				7 FU Y Turnover
06:27				13 LI Y Personal foul
06:27	9 VAZQUEZ D. L Foul On			
06:12	9 VAZQUEZ D. L 2-Pts made (2 In)	33-50	-17	
05:53				12 LIU M 2 Pts paint missed (2 Out)
05:52	9 VAZQUEZ D. L Defensive Rebound			
05:52				12 LIU M Personal foul
05:52	9 VAZQUEZ D. L Foul On			
05:31	5 RODRIGUEZ VELAZQU. 2 Pts paint missed (2 Out)			
05:30				14 CAO Q Defensive Rebound
05:30	6 TORRES LOPEZ R Personal foul			
05:30				14 CAO Q Foul On
05:18		33-52	-19	6 HAO W 2-Pts paint made (2 In)



## PLAY BY PLAY

文字比分播报

MEX 37 vs 53 CHN

Attendance: 8077

Game Time	MEX - Mexico	Score	Lead	CHN - China
05:16				14 CAO Q Assist
05:00	5 RODRIGUEZ VELAZQU. Turnover			
05:00				13 LI Y Steal
04:48	5 RODRIGUEZ VELAZQU. Personal foul			
04:48				6 HAO W Foul On
04:48		33-53	-20	6 HAO W Free Throw made (1 In)
04:47				6 HAO W Free Throw missed (1 Out)
04:45	Defensive Rebound			
04:23	9 VAZQUEZ D. L 3-Pts missed (3 Out)			
04:22				Defensive Rebound
04:07				6 HAO W 2-Pts missed (2 out)
04:05	9 VAZQUEZ D. L Defensive Rebound			
03:54	9 VAZQUEZ D. L 2-Pts paint made (2 In)	35-53	-18	
03:52	15 GARCIA AMADOR W Assist			
03:27				6 HAO W 2-Pts missed (2 out)
03:25	9 VAZQUEZ D. L Defensive Rebound			
03:12				7 FU Y Personal foul
03:12	9 VAZQUEZ D. L Foul On			
03:12				7 FU Y Player OUT ---->>
03:12				8 YANG C Player IN <<----
03:12	9 VAZQUEZ D. L Free Throw missed (1 Out)			
03:11	9 VAZQUEZ D. L Free Throw missed (1 Out)			
03:06				14 CAO Q Defensive Rebound
02:48				6 HAO W 2-Pts missed (2 out)
02:46	9 VAZQUEZ D. L Defensive Rebound			
02:32	6 TORRES LOPEZ R Turnover			
02:32				14 CAO Q Steal
02:10				8 YANG C 2-Pts missed (2 out)
02:08	6 TORRES LOPEZ R Defensive Rebound			
01:57	6 TORRES LOPEZ R Player OUT ---->>			
01:57	7 ESTRADA BERNAL F Player IN <<----			
01:44	9 VAZQUEZ D. L 3-Pts missed (3 Out)			
01:43	15 GARCIA AMADOR W Offensive Rebound			
01:40	10 CAMARA ARANGO R Turnover			
01:35				6 HAO W Turnover
01:14	9 VAZQUEZ D. L 2-Pts missed (2 out)			
01:12	9 VAZQUEZ D. L Offensive Rebound			
01:02	7 ESTRADA BERNAL F 2 Pts paint missed (2 Out)			
00:58				14 CAO Q Defensive Rebound
00:57				14 CAO Q Turnover
00:57	9 VAZQUEZ D. L Steal			
00:43	7 ESTRADA BERNAL F 2 Pts paint missed (2 Out)			



## PLAY BY PLAY

文字比分播报

**MEX 37 vs 53 CHN**

**Attendance: 8077**

Game Time	MEX - Mexico	Score	Lead	CHN - China
00:42	7 ESTRADA BERNAL F Offensive Rebound			
00:42	7 ESTRADA BERNAL F 2 Pts paint missed (2 Out)			
00:40	7 ESTRADA BERNAL F Offensive Rebound			
00:40				6 HAO W Personal foul
00:40	7 ESTRADA BERNAL F Foul On			
00:40	7 ESTRADA BERNAL F Free Throw made (1 In)	36-53	-17	
00:40	7 ESTRADA BERNAL F Free Throw made (1 In)	37-53	-16	
00:40				Time out
00:31	15 GARCIA AMADOR W Personal foul			
00:31				12 LIU M Foul On
00:21				14 CAO Q 2-Pts missed (2 out)
00:19	10 CAMARA ARANGO R Defensive Rebound			
00:03	9 VAZQUEZ D. L 3-Pts missed (3 Out)			
00:01				6 HAO W Defensive Rebound



## RESULTS

比赛成绩

### MEX 15 vs 34 CHN

Attendance: 8077

Referee: OTTO Jorg-Ulrich (GER)

Commissioner: REHLING Detlef Klaus (GER)

Umpires: GOMEZ RUF Antonia (ESP); PAVLOPOULOS Adrianos (GRE)

Classifier: DINH Trien Tan (FRA)

		Q1		Q2	
Scoring by 5 min intervals:	MEX	2	6	10	15
	CHN	8	20	29	34

#### MEX - MEXICO

No.	Name	Sport Class	MIN	Field Goals		2 Points		3 Points		Free Throws		Rebounds			AS	TO	ST	BS	PF	FO	PTS
				M/A	%	M/A	%	M/A	%	M/A	%	OR	DR	TOT							
*4	VAZQUEZ SUAREZ Cecilia	2.5	08:24	0/2	0	0/2	0			0/2	0		1	1		2			2	1	0
*6	TORRES LOPEZ Rocio	3.5	15:25	1/5	20	1/4	25	0/1	0			1	6	7		5					2
*9	VAZQUEZ D. L (C)	4.0	13:20	3/7	43	2/6	33	1/1	100	2/4	50	1	2	3	1	3	1		3	3	9
*12	MIRANDA Claudia Magali	3.0	06:50	0/1	0	0/1	0								2						0
*15	GARCIA AMADOR Wendy	1.0	20:00	0/1	0			0/1	0							1			2	1	0
5	RODRIGUEZ VELAZQU.	2.0	04:35							0/2	0									1	0
7	ESTRADA BERNAL Floralia	4.0	11:15	1/3	33	1/3	33					3	1	4		3	1	1		4	2
8	PEREZ PACHECO Anaisa	2.5	00:00																		0
10	CAMARA ARANGO Rosa	3.0	06:58	1/2	50	1/2	50						2	2	1	1			1	1	2
11	TORRES RODRIGUEZ Alma	3.0	06:12	0/1	0	0/1	0					1	1	2							0
13	GUZMAN ACOSTA Rubicela	3.0	00:00																		0
14	VERA Rosa Herlinda	2.0	07:01																	1	0
Team/Coach																					
<b>Totals</b>				6/22	27	5/19	26	1/3	33	2/8	25	6	14	20	2	17	2	1	9	11	15
Coach		DAVILA Aaron																			
Assistant Coach		PIMENTEL Rene																			

#### CHN - CHINA

No.	Name	Sport Class	MIN	Field Goals		2 Points		3 Points		Free Throws		Rebounds			AS	TO	ST	BS	PF	FO	PTS	
				M/A	%	M/A	%	M/A	%	M/A	%	OR	DR	TOT								
*7	FU Yongqing	4.0	20:00	4/9	44	4/9	44			1/2	50	1	6	7	1	1	3		3	2	9	
*8	YANG Chao	4.0	20:00	3/5	60	3/5	60			1/3	33	1	1	2	3	1			2	4	7	
*10	CHEN Damei	3.0	20:00	3/6	50	3/4	75	0/2	0	0/2	0	1	3	4	4		1		2	1	6	
*11	CHEN Qiorong	1.0	20:00	2/8	25	2/8	25					1		1	1	3	1		1		4	
*12	LIU Mihuan	1.5	20:00	4/5	80	4/5	80									4			3	2	8	
4	ZHANG Santao (C)	4.0	00:00																		0	
5	GU Li	4.5	00:00																		0	
6	HAO Wenhua	4.0	00:00																		0	
9	PENG Fengling	4.0	00:00																		0	
13	LI Yanhua	1.5	00:00																		0	
14	CAO Qiuping	3.0	00:00																		0	
15	ZHENG Donghui	2.5	00:00																		0	
Team/Coach																						
<b>Totals</b>				16/33	48	16/31	52	0/2	0	2/7	29	6	13	19	9	5	9			11	9	34
Coach		LIU Tiehua																				
Assistant Coach		ZHANG Chunling																				

	MEX	CHN
Points from Turnovers	2	16
Points in the Paint	8	22
Second Chance Points	6	3
Fast Break Points	0	0

	MEX	CHN
Biggest Lead	0	22
Biggest Scoring Run	4-0(12-29)	9-0(8-29)
Lead Changes	0	
Times Tied	0	

#### Legend:

%	Shooting Percentage	(C)	Captain	*	Starters	AS	Assists
BS	Blocked Shots	DR	Defensive Rebounds	FO	Fouls On	M/A	Made/Attempts
MIN	Minutes Played	OR	Offensive Rebounds	PF	Fouls	PTS	Points
Qx	Quarter Time	ST	Steals	TO	Turnovers	TOT	Total Rebounds



## RESULTS

比赛成绩

### MEX 37 vs 53 CHN

Attendance: 8077

Referee: OTTO Jorg-Ulrich (GER)

Commissioner: REHLING Detlef Klaus (GER)

Umpires: GOMEZ RUF Antonia (ESP); PAVLOPOULOS Adrianos (GRE)

Classifier: DINH Trien Tan (FRA)

		Q1		Q2		Q3		Q4	
Scoring by 5 min intervals:	MEX	2	6	10	15	21	26	33	37
	CHN	8	20	29	34	40	48	52	53

#### MEX - MEXICO

No.	Name	Sport Class	MIN	Field Goals		2 Points		3 Points		Free Throws		Rebounds			AS	TO	ST	BS	PF	FO	PTS
				M/A	%	M/A	%	M/A	%	M/A	%	OR	DR	TOT							
*4	VAZQUEZ SUAREZ Cecilia	2.5	08:24	0/2	0	0/2	0			0/2	0		1	1		2			2	1	0
*6	TORRES LOPEZ Rocio	3.5	27:29	1/6	17	1/5	20	0/1	0			2	7	9	1	6	1		2	1	2
*9	VAZQUEZ D. L (C)	4.0	33:20	9/19	47	7/13	54	2/6	33	3/9	33	2	9	11	2	3	2		3	8	23
*12	MIRANDA Claudia Magali	3.0	17:46	2/7	29	2/7	29								1	6			1		4
*15	GARCIA AMADOR Wendy	1.0	40:00	0/5	0	0/3	0	0/2	0			1		1	1	1			3	1	0
5	RODRIGUEZ VELAZQU.	2.0	21:14	0/1	0	0/1	0			0/2	0	2	2		1	1			1	2	0
7	ESTRADA BERNAL Floralia	4.0	19:11	2/8	25	2/8	25			2/2	100	5	1	6		3	2	1		6	6
8	PEREZ PACHECO Anaisa	2.5	00:00																		0
10	CAMARA ARANGO Rosa	3.0	16:02	1/2	50	1/2	50						3	3	1	2			1	1	2
11	TORRES RODRIGUEZ Alma	3.0	06:12	0/1	0	0/1	0					1	1	2							0
13	GUZMAN ACOSTA Rubicela	3.0	00:00																		0
14	VERA Rosa Herlinda	2.0	10:22																	1	0
Team/Coach																					
<b>Totals</b>				15/51	29	13/42	31	2/9	22	5/15	33	11	27	38	6	24	6	1	14	20	37
Coach		DAVILA Aaron																			
Assistant Coach		PIMENTEL Rene																			

#### CHN - CHINA

No.	Name	Sport Class	MIN	Field Goals		2 Points		3 Points		Free Throws		Rebounds			AS	TO	ST	BS	PF	FO	PTS
				M/A	%	M/A	%	M/A	%	M/A	%	OR	DR	TOT							
*7	FU Yongqing	4.0	36:48	6/16	38	6/16	38			1/2	50	4	9	13	2	7	6		5	3	13
*8	YANG Chao	4.0	27:44	3/6	50	3/6	50			1/3	33	1	1	2	3	2			4	4	7
*10	CHEN Damei	3.0	30:00	6/14	43	6/11	55	0/3	0	0/2	0	1	3	4	5	1	1		2	1	12
*11	CHEN Qiorong	1.0	30:00	3/9	33	3/9	33			0/1	0	2		2	2	3	1		2	1	6
*12	LIU Mihuan	1.5	40:00	5/8	63	5/8	63					1	1	2	1	1	4		4	3	10
4	ZHANG Santao (C)	4.0	00:00																		0
5	GU Li	4.5	00:00																		0
6	HAO Wenhua	4.0	15:28	2/7	29	2/7	29			1/2	50	1	5	6		2		1	2	1	5
9	PENG Fengling	4.0	00:00																		0
13	LI Yanhua	1.5	10:00													1			1		0
14	CAO Qiuping	3.0	10:00	0/1	0	0/1	0					6	6	2	1	1				1	0
15	ZHENG Donghui	2.5	00:00																		0
Team/Coach																					
<b>Totals</b>				25/61	41	25/58	43	0/3	0	3/10	30	12	30	42	15	17	14	1	20	14	53
Coach		LIU Tiehua																			
Assistant Coach		ZHANG Chunling																			

	MEX	CHN
Points from Turnovers	13	19
Points in the Paint	20	36
Second Chance Points	10	5
Fast Break Points	0	0

	MEX	CHN
Biggest Lead	0	22
Biggest Scoring Run	5-0(26-42)	9-0(8-29)
Lead Changes	0	
Times Tied	0	

#### Legend:

%	Shooting Percentage	(C)	Captain	*	Starters	AS	Assists
BS	Blocked Shots	DR	Defensive Rebounds	FO	Fouls On	M/A	Made/Attempts
MIN	Minutes Played	OR	Offensive Rebounds	OTx	Overtime	PF	Fouls
PTS	Points	Qx	Quarter Time	ST	Steals	TO	Turnovers
TOT	Total Rebounds						





## START LIST

首发名单

### JPN - CAN

**Referee:** FARRUGIA Anna Valerie (FRA)  
**Umpires:** ROJA Cristian (ITA); KINDERVATER Max (GER)

**Commissioner:** COSSAER Dirk Lodewijk M (BEL)  
**Classifier:** DINH Trien Tan (FRA)

#### JPN - Japan

No.	Name	Pos	Age	Sport Class	Current Games Statistics							
					PPG	FG%	3FG%	FT%	RPG	APG	MPG (GP)	
4	BETTO Yuka	F	37	3.0	2.0	40				2.0	3.0	14:07 (2)
5	MASHIKO Megumi	G	38	3.0	6.5	55	0	50		2.0	3.5	23:58 (2)
6	URAMOTO Miki	G	26	2.5	0.0			0				03:23 (1)
7	TANEDA Kimi	G	33	1.0	0.5	0		50	1.0			16:19 (2)
8	KOSUZUKI Tomomi	F	29	3.5	0.0							00:00 (0)
9	TAKABAYASHI Mika (C)	G	37	1.5	4.0	40	0		3.0	3.5		34:03 (2)
10	YOSHIDA Erika	F	31	1.0	2.0	67			1.5	0.5		24:51 (2)
11	KAWAKAMI Rie	F	37	1.0	0.0							06:10 (1)
12	TAKUBO Ikumi	F	25	4.0	13.5	39		25	7.0	1.5		37:38 (2)
13	SUGAHARA Naoko	C	40	4.5	0.0	0			1.0			04:41 (2)
14	SOEDA Tomoe	F	33	3.5	0.0	0			1.0	1.0		07:11 (1)
15	AMIMOTO Mari	F	19	4.5	22.0	38	33	55	7.0	3.5		35:59 (2)
Team			32.1		50.5	39	17	47	25.0	16.0		
<b>Coach</b>		IWASA Yoshiaki										
<b>Assistant Coach</b>		KIKUCHI Tetsuhiro										

JPN Played		
PR	CHN	49-46
PR	MEX	52-34
PR	NED	10 SEP

#### CAN - Canada

No.	Name	Pos	Age	Sport Class	Current Games Statistics							
					PPG	FG%	3FG%	FT%	RPG	APG	MPG (GP)	
4	KREMPIEN Jennifer	G	33	1.0	3.0	100		100	2.0			34:22 (1)
5	McLACHLAN Janet	C	31	4.5	4.0	40	0		2.0			05:07 (1)
6	OHAMA Kendra	G	43	2.5	6.0	50						20:51 (1)
7	OUELLET Cindy	F	19	3.5	10.0	63			3.0	4.0		15:20 (1)
8	FERGUSON Tracey	F	34	3.0	0.0							00:00 (0)
9	BENOIT Chantal (C)	F	47	3.5	14.0	46		50	6.0	3.0		28:03 (1)
10	HARNOCK Katie	G	25	2.5	6.0	50			2.0			11:58 (1)
11	PETTINICCHI Sabrina	G	36	1.5	0.0	0	0		1.0	1.0		31:51 (1)
12	FRANKS Lisa	G	26	1.0	0.0							05:35 (1)
13	RADKE Lori	F	42	4.5	3.0	50		50	5.0	3.0		11:57 (1)
14	THOMAS Misty	C	44	4.5	11.0	50	0	100	10.0	6.0		29:40 (1)
15	FESER Tara	C	28	4.5	2.0	33			3.0			05:16 (1)
Team			34.0		59.0	44	0	63	34.0	17.0		
<b>Coach</b>		FRICK Tim										
<b>Assistant Coach</b>		NICHOLSON Patricia					JOHNSON Bill					

CAN Played		
PR	NED	59-32
PR	CHN	10 SEP
PR	MEX	11 SEP

**Legend:**

3FG%	3 Field Goals %	APG	Assists per Game	C	Centre	F	Forward
FG%	Field Goals %	FT%	Free Throws %	G	Guard	GP	Games Played
MPG	Minutes Played per Game	Pos	Playing Position	PPG	Points per Game	PR	Preliminary Round
RPG	Rebounds per Game						



## PLAY BY PLAY

文字比分播报

JPN 30 vs 17 CAN

Attendance: 8162

Scoring by 5 min intervals:

	Q1		Q2	
JPN	11	13	19	30
CAN	2	5	9	17

### FIRST QUARTER

#### Quarter Starters:

**JPN** 5 MASHIKO M                      9 TAKABAYASHI M                      10 YOSHIDA E                      12 TAKUBO I                      15 AMIMOTO M  
**CAN** 4 KREMPIEN J                      8 FERGUSON T                      9 BENOIT C                      11 PETTINICCHI S                      14 THOMAS M

Game Time	JPN - Japan	Score	Lead	CAN - Canada
10:00	5 MASHIKO M Player IN <<-----			
10:00	9 TAKABAYASHI M Player IN <<-----			
10:00	10 YOSHIDA E Player IN <<-----			
10:00	12 TAKUBO I Player IN <<-----			
10:00	15 AMIMOTO M Player IN <<-----			
10:00				4 KREMPIEN J Player IN <<-----
10:00				8 FERGUSON T Player IN <<-----
10:00				9 BENOIT C Player IN <<-----
10:00				11 PETTINICCHI S Player IN <<-----
10:00				14 THOMAS M Player IN <<-----
10:00	15 AMIMOTO M Tap off lost			14 THOMAS M Tap off won
09:52				9 BENOIT C Foul On
09:52	5 MASHIKO M Personal foul			
09:52				9 BENOIT C Free Throw missed (1 Out)
09:52				9 BENOIT C Free Throw missed (1 Out)
09:48	Defensive Rebound			
09:32	12 TAKUBO I 2-Pts paint made (2 In)	2-0	+2	
09:30	5 MASHIKO M Assist			
09:14				11 PETTINICCHI S Personal foul
09:14	15 AMIMOTO M Foul On			
09:00	15 AMIMOTO M 2 Pts paint missed (2 Out)			
08:58				14 THOMAS M Defensive Rebound
08:45				9 BENOIT C 2-Pts missed (2 out)
08:45	Defensive Rebound			
08:27	15 AMIMOTO M 2-Pts made (2 In)	4-0	+4	
08:09		4-2	+2	11 PETTINICCHI S 2-Pts paint made (2 In)
08:06				14 THOMAS M Assist
07:53	12 TAKUBO I 2 Pts paint missed (2 Out)			
07:51				9 BENOIT C Defensive Rebound
07:30				11 PETTINICCHI S 2 Pts paint missed (2 Out)
07:29				11 PETTINICCHI S Offensive Rebound
07:22				14 THOMAS M 2-Pts missed (2 out)
07:20	12 TAKUBO I Defensive Rebound			
07:08	9 TAKABAYASHI M 2-Pts made (2 In)	6-2	+4	



## PLAY BY PLAY

文字比分播报

JPN 30 vs 17 CAN

Attendance: 8162

Game Time	JPN - Japan	Score	Lead	CAN - Canada
06:52				11 PETTINICCHI S 2 Pts paint missed (2 Out)
06:50				11 PETTINICCHI S Offensive Rebound
06:46				14 THOMAS M 2 Pts paint missed (2 Out)
06:45	5 MASHIKO M Defensive Rebound			
06:33	12 TAKUBO I 2-Pts paint made (2 In)	8-2	+6	
06:33	12 TAKUBO I Foul On			
06:33				14 THOMAS M Personal foul
06:33	12 TAKUBO I Free Throw made (1 In)	9-2	+7	
06:23				9 BENOIT C Turnover
06:23	9 TAKABAYASHI M Steal			
06:23	9 TAKABAYASHI M Turnover			
06:23				14 THOMAS M Steal
05:57				8 FERGUSON T 2 Pts paint missed (2 Out)
05:55	15 AMIMOTO M Defensive Rebound			
05:51	12 TAKUBO I Fast Break			
05:51	12 TAKUBO I 2-Pts paint made (2 In)	11-2	+9	
05:51				Time out
05:39				14 THOMAS M 2 Pts paint missed (2 Out)
05:36	15 AMIMOTO M Defensive Rebound			
05:20	15 AMIMOTO M 2-Pts missed (2 out)			
05:18				14 THOMAS M Defensive Rebound
05:01				9 BENOIT C Turnover
05:01	15 AMIMOTO M Steal			
05:01				11 PETTINICCHI S Personal foul
05:01	15 AMIMOTO M Foul On			
05:01				6 OHAMA K Player IN <<----
05:01				10 HARNOCK K Player IN <<----
05:01				11 PETTINICCHI S Player OUT ---->>
05:01				9 BENOIT C Player OUT ---->>
04:46	15 AMIMOTO M 2 Pts paint missed (2 Out)			
04:44				14 THOMAS M Defensive Rebound
04:30	5 MASHIKO M Personal foul			
04:30				14 THOMAS M Foul On
04:30				14 THOMAS M Free Throw missed (1 Out)
04:30		11-3	+8	14 THOMAS M Free Throw made (1 In)
04:09	Tap off situation, throw-in			
03:58	5 MASHIKO M 2-Pts missed (2 out)			
03:54	9 TAKABAYASHI M Offensive Rebound			
03:39	9 TAKABAYASHI M 2-Pts missed (2 out)			
03:38				10 HARNOCK K Defensive Rebound
03:26	10 YOSHIDA E Personal foul			
03:26				10 HARNOCK K Foul On



## PLAY BY PLAY

文字比分播报

JPN 30 vs 17 CAN

Attendance: 8162

Game Time	JPN - Japan	Score	Lead	CAN - Canada
03:18				14 THOMAS M 2-Pts missed (2 out)
03:17	12 TAKUBO I Defensive Rebound			
02:55	5 MASHIKO M 3-Pts missed (3 Out)			
02:52				14 THOMAS M Defensive Rebound
02:29				14 THOMAS M 2-Pts missed (2 out)
02:29	12 TAKUBO I Defensive Rebound			
02:29	12 TAKUBO I Foul On			
02:29				4 KREMPIEN J Personal foul
02:29	4 BETTO Y Player IN <<-----			
02:29	5 MASHIKO M Player OUT ----->>			
02:29				14 THOMAS M Player OUT ----->>
02:29				13 RADKE L Player IN <<-----
02:14	4 BETTO Y 2-Pts paint made (2 In)	13-3	+10	
02:09	10 YOSHIDA E Assist			
02:00				8 FERGUSON T 2-Pts missed (2 out)
01:58	4 BETTO Y Defensive Rebound			
01:44				13 RADKE L Personal foul
01:44	12 TAKUBO I Foul On			
01:44	12 TAKUBO I Free Throw missed (1 Out)			
01:44	12 TAKUBO I Free Throw missed (1 Out)			
01:39				8 FERGUSON T Defensive Rebound
01:30				8 FERGUSON T Turnover
01:30	4 BETTO Y Steal			
01:30	4 BETTO Y Turnover			
01:24				6 OHAMA K 2-Pts missed (2 out)
01:21	15 AMIMOTO M Defensive Rebound			
01:15	12 TAKUBO I 2 Pts paint missed (2 Out)			
01:13				10 HARNOCK K Defensive Rebound
00:51				6 OHAMA K Turnover
00:51	15 AMIMOTO M Steal			
00:51				8 FERGUSON T Personal foul
00:51	15 AMIMOTO M Foul On			
00:51	15 AMIMOTO M Free Throw missed (1 Out)			
00:50	15 AMIMOTO M Free Throw missed (1 Out)			
00:47	4 BETTO Y Offensive Rebound			
00:47	4 BETTO Y 2 Pts paint missed (2 Out)			
00:47				Defensive Rebound
00:38	4 BETTO Y Personal foul			
00:38				6 OHAMA K Foul On
00:25				8 FERGUSON T 2-Pts missed (2 out)
00:23	12 TAKUBO I Defensive Rebound			
00:12	10 YOSHIDA E Turnover			



## PLAY BY PLAY

文字比分播报

JPN 30 vs 17 CAN

Attendance: 8162

Game Time	JPN - Japan	Score	Lead	CAN - Canada
00:12				13 RADKE L Steal
00:00				4 KREMPIEN J Assist
00:00		13-5	+8	10 HARNOCK K 2-Pts paint made (2 In)

## SECOND QUARTER

### Quarter Starters:

**JPN** 4 BETTO Y                      9 TAKABAYASHI M                      10 YOSHIDA E                      12 TAKUBO I                      15 AMIMOTO M  
**CAN** 8 FERGUSON T                      6 OHAMA K                      4 KREMPIEN J                      13 RADKE L                      10 HARNOCK K

Game Time	JPN - Japan	Score	Lead	CAN - Canada
10:00				8 FERGUSON T Player IN <<----
10:00				6 OHAMA K Player IN <<----
10:00				4 KREMPIEN J Player IN <<----
10:00				12 FRANKS L Player IN <<----
10:00				12 FRANKS L Player OUT ---->>
10:00				13 RADKE L Player IN <<----
10:00				10 HARNOCK K Player IN <<----
10:00	4 BETTO Y Player IN <<----			
10:00	9 TAKABAYASHI M Player IN <<----			
10:00	10 YOSHIDA E Player IN <<----			
10:00	12 TAKUBO I Player IN <<----			
10:00	15 AMIMOTO M Player IN <<----			
10:00				Tap off situation, throw-in
09:52				13 RADKE L 3-Pts missed (3 Out)
09:51	10 YOSHIDA E Defensive Rebound			
09:49	12 TAKUBO I Turnover			
09:38				13 RADKE L 2-Pts missed (2 out)
09:38	12 TAKUBO I Defensive Rebound			
09:38	12 TAKUBO I Foul On			
09:38				4 KREMPIEN J Personal foul
09:13	10 YOSHIDA E 2-Pts missed (2 out)			
09:11				13 RADKE L Defensive Rebound
08:52				8 FERGUSON T 2-Pts missed (2 out)
08:50				13 RADKE L Offensive Rebound
08:50		13-7	+6	13 RADKE L 2-Pts paint made (2 In)
08:34	5 MASHIKO M Player IN <<----			
08:34	7 TANEDA K Player IN <<----			
08:34	4 BETTO Y Player OUT ---->>			
08:34	10 YOSHIDA E Player OUT ---->>			
08:29	15 AMIMOTO M 2-Pts made (2 In)	15-7	+8	
08:18				8 FERGUSON T Turnover
08:01	5 MASHIKO M 3-Pts missed (3 Out)			
07:58				13 RADKE L Defensive Rebound



## PLAY BY PLAY

文字比分播报

JPN 30 vs 17 CAN

Attendance: 8162

Game Time	JPN - Japan	Score	Lead	CAN - Canada
07:43				13 RADKE L 2-Pts missed (2 out)
07:41	12 TAKUBO I Defensive Rebound			
07:30	7 TANEDA K 2 Pts paint missed (2 Out)			
07:28				10 HARNOCK K Defensive Rebound
07:06				6 OHAMA K 2-Pts missed (2 out)
07:05				Offensive Rebound
06:51				6 OHAMA K 2-Pts missed (2 out)
06:48	15 AMIMOTO M Defensive Rebound			
06:30	9 TAKABAYASHI M 2 Pts paint missed (2 Out)			
06:27				13 RADKE L Defensive Rebound
06:15		15-9	+6	6 OHAMA K 2-Pts made (2 In)
06:10				13 RADKE L Assist
06:06				8 FERGUSON T Personal foul
06:06	9 TAKABAYASHI M Foul On			
06:06				14 THOMAS M Player IN <<----
06:06				13 RADKE L Player OUT ---->>
05:51	15 AMIMOTO M 2-Pts made (2 In)	17-9	+8	
05:49	5 MASHIKO M Assist			
05:42				Turnover
05:25	7 TANEDA K 2 Pts paint missed (2 Out)			
05:25	Offensive Rebound			
05:18	15 AMIMOTO M 2-Pts paint made (2 In)	19-9	+10	
05:18	12 TAKUBO I Assist			
05:18				Time out
05:18				7 OUELLET C Player IN <<----
05:18				8 FERGUSON T Player OUT ---->>
05:00				14 THOMAS M 2-Pts missed (2 out)
04:57				6 OHAMA K Offensive Rebound
04:50				10 HARNOCK K 2 Pts paint missed (2 Out)
04:48	5 MASHIKO M Defensive Rebound			
04:37	9 TAKABAYASHI M 2-Pts paint made (2 In)	21-9	+12	
04:33	5 MASHIKO M Assist			
04:18		21-11	+10	4 KREMPIEN J 2-Pts paint made (2 In)
04:15				10 HARNOCK K Assist
04:02	5 MASHIKO M 2-Pts paint made (2 In)	23-11	+12	
03:40				6 OHAMA K 2-Pts missed (2 out)
03:38	12 TAKUBO I Defensive Rebound			
03:24	5 MASHIKO M 2-Pts missed (2 out)			
03:18	5 MASHIKO M Offensive Rebound			
03:15	9 TAKABAYASHI M 2-Pts made (2 In)	25-11	+14	
02:52		25-13	+12	14 THOMAS M 2-Pts paint made (2 In)
02:50				7 OUELLET C Assist



## PLAY BY PLAY

文字比分播报

JPN 30 vs 17 CAN

Attendance: 8162

Game Time	JPN - Japan	Score	Lead	CAN - Canada
02:36	7 TANEDA K 2-Pts missed (2 out)			
02:36				11 PETTINICCHI S Player IN <<----
02:36				7 OUELLET C Player OUT ---->>
02:36				10 HARNOCK K Player OUT ---->>
02:36				13 RADKE L Player IN <<----
02:26				10 HARNOCK K Defensive Rebound
02:21		25-15	+10	11 PETTINICCHI S 2-Pts made (2 In)
02:08	15 AMIMOTO M Foul On			
02:08				11 PETTINICCHI S Personal foul
02:08				12 FRANKS L Player IN <<----
02:08				11 PETTINICCHI S Player OUT ---->>
02:08	15 AMIMOTO M Free Throw missed (1 Out)			
02:08	15 AMIMOTO M Free Throw made (1 In)	26-15	+11	
01:55	5 MASHIKO M Personal foul			
01:55				14 THOMAS M Foul On
01:55	7 TANEDA K Player OUT ---->>			
01:55	11 KAWAKAMI R Player IN <<----			
01:55				14 THOMAS M Free Throw missed (1 Out)
01:55		26-16	+10	14 THOMAS M Free Throw made (1 In)
01:41	12 TAKUBO I 2-Pts paint made (2 In)	28-16	+12	
01:38	5 MASHIKO M Assist			
01:09				14 THOMAS M 2-Pts missed (2 out)
01:08	5 MASHIKO M Defensive Rebound			
00:58	15 AMIMOTO M 2-Pts paint made (2 In)	30-16	+14	
00:57	15 AMIMOTO M Fast Break			
00:42				14 THOMAS M Turnover
00:42				8 FERGUSON T Player IN <<----
00:42				6 OHAMA K Player OUT ---->>
00:42	10 YOSHIDA E Player IN <<----			
00:42	14 SOEDA T Player IN <<----			
00:42	5 MASHIKO M Player OUT ---->>			
00:42	9 TAKABAYASHI M Player OUT ---->>			
00:32	Time out			
00:32	Tap off situation, throw-in			
00:19	15 AMIMOTO M 2-Pts missed (2 out)			
00:17				4 KREMPIEN J Defensive Rebound
00:08	14 SOEDA T Personal foul			
00:08				14 THOMAS M Foul On
00:08	15 AMIMOTO M Player OUT ---->>			
00:08	13 SUGAHARA N Player IN <<----			
00:08		30-17	+13	14 THOMAS M Free Throw made (1 In)
00:08				14 THOMAS M Free Throw missed (1 Out)



NATIONAL INDOOR STADIUM  
国家体育馆

TUE 星期二  
9 SEP 2008  
16:15

WHEELCHAIR BASKETBALL  
轮椅篮球

WOMEN  
女子

PRELIMINARIES GROUP B - GAME 27  
预赛 组 B - 场 27



### PLAY BY PLAY

文字比分播报

**JPN 30 vs 17 CAN**

**Attendance: 8162**

Game Time	JPN - Japan	Score	Lead	CAN - Canada
00:04	13 SUGAHARA N Defensive Rebound			





## PLAY BY PLAY

文字比分播报

JPN 55 vs 52 CAN

Attendance: 8162

Scoring by 5 min intervals:		Q1		Q2		Q3		Q4	
JPN		11	13	19	30	39	43	47	55
CAN		2	5	9	17	29	36	41	52

### FIRST QUARTER

#### Quarter Starters:

<b>JPN</b> 5 MASHIKO M	9 TAKABAYASHI M	10 YOSHIDA E	12 TAKUBO I	15 AMIMOTO M
<b>CAN</b> 4 KREMPIEN J	8 FERGUSON T	9 BENOIT C	11 PETTINICCHI S	14 THOMAS M

Game Time	JPN - Japan	Score	Lead	CAN - Canada
10:00	5 MASHIKO M Player IN <<<<<<			
10:00	9 TAKABAYASHI M Player IN <<<<<<			
10:00	10 YOSHIDA E Player IN <<<<<<			
10:00	12 TAKUBO I Player IN <<<<<<			
10:00	15 AMIMOTO M Player IN <<<<<<			
10:00				4 KREMPIEN J Player IN <<<<<<
10:00				8 FERGUSON T Player IN <<<<<<
10:00				9 BENOIT C Player IN <<<<<<
10:00				11 PETTINICCHI S Player IN <<<<<<
10:00				14 THOMAS M Player IN <<<<<<
10:00	15 AMIMOTO M Tap off lost			14 THOMAS M Tap off won
09:52				9 BENOIT C Foul On
09:52	5 MASHIKO M Personal foul			
09:52				9 BENOIT C Free Throw missed (1 Out)
09:52				9 BENOIT C Free Throw missed (1 Out)
09:48	Defensive Rebound			
09:32	12 TAKUBO I 2-Pts paint made (2 In)	2-0	+2	
09:30	5 MASHIKO M Assist			
09:14				11 PETTINICCHI S Personal foul
09:14	15 AMIMOTO M Foul On			
09:00	15 AMIMOTO M 2 Pts paint missed (2 Out)			
08:58				14 THOMAS M Defensive Rebound
08:45				9 BENOIT C 2-Pts missed (2 out)
08:45	Defensive Rebound			
08:27	15 AMIMOTO M 2-Pts made (2 In)	4-0	+4	
08:09		4-2	+2	11 PETTINICCHI S 2-Pts paint made (2 In)
08:06				14 THOMAS M Assist
07:53	12 TAKUBO I 2 Pts paint missed (2 Out)			
07:51				9 BENOIT C Defensive Rebound
07:30				11 PETTINICCHI S 2 Pts paint missed (2 Out)
07:29				11 PETTINICCHI S Offensive Rebound
07:22				14 THOMAS M 2-Pts missed (2 out)
07:20	12 TAKUBO I Defensive Rebound			
07:08	9 TAKABAYASHI M 2-Pts made (2 In)	6-2	+4	



## PLAY BY PLAY

文字比分播报

JPN 55 vs 52 CAN

Attendance: 8162

Game Time	JPN - Japan	Score	Lead	CAN - Canada
06:52				11 PETTINICCHI S 2 Pts paint missed (2 Out)
06:50				11 PETTINICCHI S Offensive Rebound
06:46				14 THOMAS M 2 Pts paint missed (2 Out)
06:45	5 MASHIKO M Defensive Rebound			
06:33	12 TAKUBO I 2-Pts paint made (2 In)	8-2	+6	
06:33	12 TAKUBO I Foul On			
06:33				14 THOMAS M Personal foul
06:33	12 TAKUBO I Free Throw made (1 In)	9-2	+7	
06:23				9 BENOIT C Turnover
06:23	9 TAKABAYASHI M Steal			
06:23	9 TAKABAYASHI M Turnover			
06:23				14 THOMAS M Steal
05:57				8 FERGUSON T 2 Pts paint missed (2 Out)
05:55	15 AMIMOTO M Defensive Rebound			
05:51	12 TAKUBO I Fast Break			
05:51	12 TAKUBO I 2-Pts paint made (2 In)	11-2	+9	
05:51				Time out
05:39				14 THOMAS M 2 Pts paint missed (2 Out)
05:36	15 AMIMOTO M Defensive Rebound			
05:20	15 AMIMOTO M 2-Pts missed (2 out)			
05:18				14 THOMAS M Defensive Rebound
05:01				9 BENOIT C Turnover
05:01	15 AMIMOTO M Steal			
05:01				11 PETTINICCHI S Personal foul
05:01	15 AMIMOTO M Foul On			
05:01				6 OHAMA K Player IN <<----
05:01				10 HARNOCK K Player IN <<----
05:01				11 PETTINICCHI S Player OUT ---->>
05:01				9 BENOIT C Player OUT ---->>
04:46	15 AMIMOTO M 2 Pts paint missed (2 Out)			
04:44				14 THOMAS M Defensive Rebound
04:30	5 MASHIKO M Personal foul			
04:30				14 THOMAS M Foul On
04:30				14 THOMAS M Free Throw missed (1 Out)
04:30		11-3	+8	14 THOMAS M Free Throw made (1 In)
04:09	Tap off situation, throw-in			
03:58	5 MASHIKO M 2-Pts missed (2 out)			
03:54	9 TAKABAYASHI M Offensive Rebound			
03:39	9 TAKABAYASHI M 2-Pts missed (2 out)			
03:38				10 HARNOCK K Defensive Rebound
03:26	10 YOSHIDA E Personal foul			
03:26				10 HARNOCK K Foul On



## PLAY BY PLAY

文字比分播报

JPN 55 vs 52 CAN

Attendance: 8162

Game Time	JPN - Japan	Score	Lead	CAN - Canada
03:18				14 THOMAS M 2-Pts missed (2 out)
03:17	12 TAKUBO I Defensive Rebound			
02:55	5 MASHIKO M 3-Pts missed (3 Out)			
02:52				14 THOMAS M Defensive Rebound
02:29				14 THOMAS M 2-Pts missed (2 out)
02:29	12 TAKUBO I Defensive Rebound			
02:29	12 TAKUBO I Foul On			
02:29				4 KREMPIEN J Personal foul
02:29	4 BETTO Y Player IN <<-----			
02:29	5 MASHIKO M Player OUT ----->>			
02:29				14 THOMAS M Player OUT ----->>
02:29				13 RADKE L Player IN <<-----
02:14	4 BETTO Y 2-Pts paint made (2 In)	13-3	+10	
02:09	10 YOSHIDA E Assist			
02:00				8 FERGUSON T 2-Pts missed (2 out)
01:58	4 BETTO Y Defensive Rebound			
01:44				13 RADKE L Personal foul
01:44	12 TAKUBO I Foul On			
01:44	12 TAKUBO I Free Throw missed (1 Out)			
01:44	12 TAKUBO I Free Throw missed (1 Out)			
01:39				8 FERGUSON T Defensive Rebound
01:30				8 FERGUSON T Turnover
01:30	4 BETTO Y Steal			
01:30	4 BETTO Y Turnover			
01:24				6 OHAMA K 2-Pts missed (2 out)
01:21	15 AMIMOTO M Defensive Rebound			
01:15	12 TAKUBO I 2 Pts paint missed (2 Out)			
01:13				10 HARNOCK K Defensive Rebound
00:51				6 OHAMA K Turnover
00:51	15 AMIMOTO M Steal			
00:51				8 FERGUSON T Personal foul
00:51	15 AMIMOTO M Foul On			
00:51	15 AMIMOTO M Free Throw missed (1 Out)			
00:50	15 AMIMOTO M Free Throw missed (1 Out)			
00:47	4 BETTO Y Offensive Rebound			
00:47	4 BETTO Y 2 Pts paint missed (2 Out)			
00:47				Defensive Rebound
00:38	4 BETTO Y Personal foul			
00:38				6 OHAMA K Foul On
00:25				8 FERGUSON T 2-Pts missed (2 out)
00:23	12 TAKUBO I Defensive Rebound			
00:12	10 YOSHIDA E Turnover			



## PLAY BY PLAY

文字比分播报

JPN 55 vs 52 CAN

Attendance: 8162

Game Time	JPN - Japan	Score	Lead	CAN - Canada
00:12				13 RADKE L Steal
00:00				4 KREMPIEN J Assist
00:00		13-5	+8	10 HARNOCK K 2-Pts paint made (2 In)

## SECOND QUARTER

### Quarter Starters:

**JPN** 4 BETTO Y                      9 TAKABAYASHI M                      10 YOSHIDA E                      12 TAKUBO I                      15 AMIMOTO M  
**CAN** 8 FERGUSON T                      6 OHAMA K                      4 KREMPIEN J                      13 RADKE L                      10 HARNOCK K

Game Time	JPN - Japan	Score	Lead	CAN - Canada
10:00				8 FERGUSON T Player IN <<----
10:00				6 OHAMA K Player IN <<----
10:00				4 KREMPIEN J Player IN <<----
10:00				12 FRANKS L Player IN <<----
10:00				12 FRANKS L Player OUT ---->>
10:00				13 RADKE L Player IN <<----
10:00				10 HARNOCK K Player IN <<----
10:00	4 BETTO Y Player IN <<----			
10:00	9 TAKABAYASHI M Player IN <<----			
10:00	10 YOSHIDA E Player IN <<----			
10:00	12 TAKUBO I Player IN <<----			
10:00	15 AMIMOTO M Player IN <<----			
10:00				Tap off situation, throw-in
09:52				13 RADKE L 3-Pts missed (3 Out)
09:51	10 YOSHIDA E Defensive Rebound			
09:49	12 TAKUBO I Turnover			
09:38				13 RADKE L 2-Pts missed (2 out)
09:38	12 TAKUBO I Defensive Rebound			
09:38	12 TAKUBO I Foul On			
09:38				4 KREMPIEN J Personal foul
09:13	10 YOSHIDA E 2-Pts missed (2 out)			
09:11				13 RADKE L Defensive Rebound
08:52				8 FERGUSON T 2-Pts missed (2 out)
08:50				13 RADKE L Offensive Rebound
08:50		13-7	+6	13 RADKE L 2-Pts paint made (2 In)
08:34	5 MASHIKO M Player IN <<----			
08:34	7 TANEDA K Player IN <<----			
08:34	4 BETTO Y Player OUT ---->>			
08:34	10 YOSHIDA E Player OUT ---->>			
08:29	15 AMIMOTO M 2-Pts made (2 In)	15-7	+8	
08:18				8 FERGUSON T Turnover
08:01	5 MASHIKO M 3-Pts missed (3 Out)			
07:58				13 RADKE L Defensive Rebound



## PLAY BY PLAY

文字比分播报

JPN 55 vs 52 CAN

Attendance: 8162

Game Time	JPN - Japan	Score	Lead	CAN - Canada
07:43				13 RADKE L 2-Pts missed (2 out)
07:41	12 TAKUBO I Defensive Rebound			
07:30	7 TANEDA K 2 Pts paint missed (2 Out)			
07:28				10 HARNOCK K Defensive Rebound
07:06				6 OHAMA K 2-Pts missed (2 out)
07:05				Offensive Rebound
06:51				6 OHAMA K 2-Pts missed (2 out)
06:48	15 AMIMOTO M Defensive Rebound			
06:30	9 TAKABAYASHI M 2 Pts paint missed (2 Out)			
06:27				13 RADKE L Defensive Rebound
06:15		15-9	+6	6 OHAMA K 2-Pts made (2 In)
06:10				13 RADKE L Assist
06:06				8 FERGUSON T Personal foul
06:06	9 TAKABAYASHI M Foul On			
06:06				14 THOMAS M Player IN <<----
06:06				13 RADKE L Player OUT ---->>
05:51	15 AMIMOTO M 2-Pts made (2 In)	17-9	+8	
05:49	5 MASHIKO M Assist			
05:42				Turnover
05:25	7 TANEDA K 2 Pts paint missed (2 Out)			
05:25	Offensive Rebound			
05:18	15 AMIMOTO M 2-Pts paint made (2 In)	19-9	+10	
05:18	12 TAKUBO I Assist			
05:18				Time out
05:18				7 OUELLET C Player IN <<----
05:18				8 FERGUSON T Player OUT ---->>
05:00				14 THOMAS M 2-Pts missed (2 out)
04:57				6 OHAMA K Offensive Rebound
04:50				10 HARNOCK K 2 Pts paint missed (2 Out)
04:48	5 MASHIKO M Defensive Rebound			
04:37	9 TAKABAYASHI M 2-Pts paint made (2 In)	21-9	+12	
04:33	5 MASHIKO M Assist			
04:18		21-11	+10	4 KREMPIEN J 2-Pts paint made (2 In)
04:15				10 HARNOCK K Assist
04:02	5 MASHIKO M 2-Pts paint made (2 In)	23-11	+12	
03:40				6 OHAMA K 2-Pts missed (2 out)
03:38	12 TAKUBO I Defensive Rebound			
03:24	5 MASHIKO M 2-Pts missed (2 out)			
03:18	5 MASHIKO M Offensive Rebound			
03:15	9 TAKABAYASHI M 2-Pts made (2 In)	25-11	+14	
02:52		25-13	+12	14 THOMAS M 2-Pts paint made (2 In)
02:50				7 OUELLET C Assist



## PLAY BY PLAY

文字比分播报

JPN 55 vs 52 CAN

Attendance: 8162

Game Time	JPN - Japan	Score	Lead	CAN - Canada
02:36	7 TANEDA K 2-Pts missed (2 out)			
02:36				11 PETTINICCHI S Player IN <<----
02:36				7 OUELLET C Player OUT ---->>
02:36				10 HARNOCK K Player OUT ---->>
02:36				13 RADKE L Player IN <<----
02:26				10 HARNOCK K Defensive Rebound
02:21		25-15	+10	11 PETTINICCHI S 2-Pts made (2 In)
02:08	15 AMIMOTO M Foul On			
02:08				11 PETTINICCHI S Personal foul
02:08				12 FRANKS L Player IN <<----
02:08				11 PETTINICCHI S Player OUT ---->>
02:08	15 AMIMOTO M Free Throw missed (1 Out)			
02:08	15 AMIMOTO M Free Throw made (1 In)	26-15	+11	
01:55	5 MASHIKO M Personal foul			
01:55				14 THOMAS M Foul On
01:55	7 TANEDA K Player OUT ---->>			
01:55	11 KAWAKAMI R Player IN <<----			
01:55				14 THOMAS M Free Throw missed (1 Out)
01:55		26-16	+10	14 THOMAS M Free Throw made (1 In)
01:41	12 TAKUBO I 2-Pts paint made (2 In)	28-16	+12	
01:38	5 MASHIKO M Assist			
01:09				14 THOMAS M 2-Pts missed (2 out)
01:08	5 MASHIKO M Defensive Rebound			
00:58	15 AMIMOTO M 2-Pts paint made (2 In)	30-16	+14	
00:57	15 AMIMOTO M Fast Break			
00:42				14 THOMAS M Turnover
00:42				8 FERGUSON T Player IN <<----
00:42				6 OHAMA K Player OUT ---->>
00:42	10 YOSHIDA E Player IN <<----			
00:42	14 SOEDA T Player IN <<----			
00:42	5 MASHIKO M Player OUT ---->>			
00:42	9 TAKABAYASHI M Player OUT ---->>			
00:32	Time out			
00:32	Tap off situation, throw-in			
00:19	15 AMIMOTO M 2-Pts missed (2 out)			
00:17				4 KREMPIEN J Defensive Rebound
00:08	14 SOEDA T Personal foul			
00:08				14 THOMAS M Foul On
00:08	15 AMIMOTO M Player OUT ---->>			
00:08	13 SUGAHARA N Player IN <<----			
00:08		30-17	+13	14 THOMAS M Free Throw made (1 In)
00:08				14 THOMAS M Free Throw missed (1 Out)



## PLAY BY PLAY

文字比分播报

JPN 55 vs 52 CAN

Attendance: 8162

Game Time	JPN - Japan	Score	Lead	CAN - Canada
00:04	13 SUGAHARA N Defensive Rebound			

### THIRD QUARTER

#### Quarter Starters:

JPN 5 MASHIKO M      15 AMIMOTO M      12 TAKUBO I      9 TAKABAYASHI M      10 YOSHIDA E  
CAN 14 THOMAS M      10 HARNOCK K      15 FESER T      11 PETTINICCHI S      4 KREMPIEN J

Game Time	JPN - Japan	Score	Lead	CAN - Canada
10:00				14 THOMAS M Player IN <<----
10:00				10 HARNOCK K Player IN <<----
10:00				15 FESER T Player IN <<----
10:00	5 MASHIKO M Player IN <<----			
10:00	15 AMIMOTO M Player IN <<----			
10:00	12 TAKUBO I Player IN <<----			
10:00	9 TAKABAYASHI M Player IN <<----			
10:00	10 YOSHIDA E Player IN <<----			
10:00				11 PETTINICCHI S Player IN <<----
10:00				4 KREMPIEN J Player IN <<----
09:59				Tap off situation, throw-in
09:51		30-19	+11	14 THOMAS M 2-Pts made (2 In)
09:35	12 TAKUBO I 2-Pts missed (2 out)			
09:33				15 FESER T Defensive Rebound
09:22		30-21	+9	10 HARNOCK K 2-Pts paint made (2 In)
09:00	15 AMIMOTO M 2-Pts paint made (2 In)	32-21	+11	
08:58	5 MASHIKO M Assist			
08:35		32-23	+9	14 THOMAS M 2-Pts made (2 In)
08:33				11 PETTINICCHI S Assist
08:21	5 MASHIKO M 2-Pts missed (2 out)			
08:19				14 THOMAS M Defensive Rebound
08:10	10 YOSHIDA E Personal foul			
08:10				10 HARNOCK K Foul On
08:02				14 THOMAS M 2-Pts missed (2 out)
07:56	12 TAKUBO I Defensive Rebound			
07:45	9 TAKABAYASHI M 2 Pts paint missed (2 Out)			
07:43				14 THOMAS M Defensive Rebound
07:34		32-25	+7	11 PETTINICCHI S 2-Pts paint made (2 In)
07:34	Time out			
07:15	12 TAKUBO I 2-Pts paint made (2 In)	34-25	+9	
07:15	5 MASHIKO M Assist			
06:56		34-27	+7	4 KREMPIEN J 2-Pts paint made (2 In)
06:56				4 KREMPIEN J Foul On
06:56	5 MASHIKO M Personal foul			
06:56	5 MASHIKO M Player OUT ---->>			



## PLAY BY PLAY

文字比分播报

JPN 55 vs 52 CAN

Attendance: 8162

Game Time	JPN - Japan	Score	Lead	CAN - Canada
06:56	4 BETTO Y Player IN <<<<<<			
06:56				4 KREMPIEN J Free Throw missed (1 Out)
06:51				14 THOMAS M Offensive Rebound
06:51				14 THOMAS M 2 Pts paint missed (2 Out)
06:48	12 TAKUBO I Defensive Rebound			
06:34	15 AMIMOTO M 2-Pts paint made (2 In)	36-27	+9	
06:34	15 AMIMOTO M Foul On			
06:34				15 FESER T Personal foul
06:34	15 AMIMOTO M Free Throw made (1 In)	37-27	+10	
06:20				11 PETTINICCHI S 2 Pts paint missed (2 Out)
06:18	15 AMIMOTO M Defensive Rebound			
06:07	4 BETTO Y Turnover			
06:00				11 PETTINICCHI S Turnover
06:00	12 TAKUBO I Steal			
05:39				14 THOMAS M Blocked Shot
05:33	10 YOSHIDA E 2 Pts paint missed (2 Out)			
05:30				11 PETTINICCHI S Defensive Rebound
05:27		37-29	+8	11 PETTINICCHI S 2-Pts paint made (2 In)
05:15	4 BETTO Y 2-Pts paint made (2 In)	39-29	+10	
05:14	12 TAKUBO I Assist			
04:50				14 THOMAS M 2 Pts paint missed (2 Out)
04:47	15 AMIMOTO M Defensive Rebound			
04:43				15 FESER T Personal foul
04:43	15 AMIMOTO M Foul On			
04:43				13 RADKE L Player IN <<<<<<
04:43	10 YOSHIDA E Player OUT ---->>			
04:43	7 TANEDA K Player IN <<<<<<			
04:43				14 THOMAS M Player OUT ---->>
04:43	15 AMIMOTO M Free Throw made (1 In)	40-29	+11	
04:43	15 AMIMOTO M Free Throw made (1 In)	41-29	+12	
04:23				10 HARNOCK K 2 Pts paint missed (2 Out)
04:22	12 TAKUBO I Defensive Rebound			
04:00	4 BETTO Y 2-Pts missed (2 out)			
03:58				15 FESER T Defensive Rebound
03:40				11 PETTINICCHI S 2 Pts paint missed (2 Out)
03:39				13 RADKE L Offensive Rebound
03:36				15 FESER T 2 Pts paint missed (2 Out)
03:34				11 PETTINICCHI S Offensive Rebound
03:30				10 HARNOCK K 2-Pts missed (2 out)
03:24	12 TAKUBO I Defensive Rebound			
03:13				10 HARNOCK K Personal foul
03:13	15 AMIMOTO M Foul On			





## PLAY BY PLAY

文字比分播报

JPN 55 vs 52 CAN

Attendance: 8162

Game Time	JPN - Japan	Score	Lead	CAN - Canada
03:13				5 McLACHLAN J Player IN <<----
03:13				15 FESER T Player OUT ---->>
03:05	15 AMIMOTO M 2-Pts missed (2 out)			
03:03				5 McLACHLAN J Defensive Rebound
02:59	7 TANEDA K Personal foul			
02:59				11 PETTINICCHI S Foul On
02:51		41-32	+9	10 HARNOCK K 3-Pts made (3 In)
02:36	12 TAKUBO I 2-Pts missed (2 out)			
02:33	4 BETTO Y Offensive Rebound			
02:26	4 BETTO Y Turnover			
02:26				5 McLACHLAN J Steal
02:15	7 TANEDA K Steal			
02:15				10 HARNOCK K Turnover
02:05	7 TANEDA K Foul On			
02:05				4 KREMPIEN J Personal foul
02:05				6 OHAMA K Player IN <<----
02:05				10 HARNOCK K Player OUT ---->>
02:05	7 TANEDA K Free Throw missed (1 Out)			
02:05	7 TANEDA K Free Throw missed (1 Out)			
02:03				11 PETTINICCHI S Defensive Rebound
01:52	12 TAKUBO I Personal foul			
01:52				5 McLACHLAN J Foul On
01:40		41-34	+7	6 OHAMA K 2-Pts made (2 In)
01:39				11 PETTINICCHI S Assist
01:33				5 McLACHLAN J Personal foul
01:33	4 BETTO Y Foul On			
01:33	4 BETTO Y Free Throw missed (1 Out)			
01:33	4 BETTO Y Free Throw missed (1 Out)			
01:30				5 McLACHLAN J Defensive Rebound
01:16		41-36	+5	13 RADKE L 2-Pts paint made (2 In)
00:55	4 BETTO Y Turnover			
00:55				5 McLACHLAN J Steal
00:40				5 McLACHLAN J 2 Pts paint missed (2 Out)
00:39	7 TANEDA K Defensive Rebound			
00:27	4 BETTO Y 2-Pts paint made (2 In)	43-36	+7	
00:26	7 TANEDA K Assist			
00:01				11 PETTINICCHI S 2-Pts missed (2 out)
00:00	12 TAKUBO I Defensive Rebound			

## FOURTH QUARTER

### Quarter Starters:

JPN

CAN



## PLAY BY PLAY

文字比分播报

JPN 55 vs 52 CAN

Attendance: 8162

Game Time	JPN - Japan	Score	Lead	CAN - Canada
10:00				5 McLACHLAN J Player IN <<----
10:00				6 OHAMA K Player IN <<----
10:00				13 RADKE L Player IN <<----
10:00				11 PETTINICCHI S Player IN <<----
10:00				14 THOMAS M Player IN <<----
10:00				14 THOMAS M Player OUT ---->>
10:00				4 KREMPIEN J Player IN <<----
10:00	4 BETTO Y Player IN <<----			
10:00	7 TANEDA K Player IN <<----			
10:00	9 TAKABAYASHI M Player IN <<----			
10:00	15 AMIMOTO M Player IN <<----			
10:00	11 KAWAKAMI R Player IN <<----			
10:00	11 KAWAKAMI R Player OUT ---->>			
10:00	12 TAKUBO I Player IN <<----			
09:59	Tap off situation, throw-in			
09:43	7 TANEDA K 2 Pts paint missed (2 Out)			
09:41				4 KREMPIEN J Defensive Rebound
09:21				5 McLACHLAN J 2-Pts missed (2 out)
09:19	15 AMIMOTO M Defensive Rebound			
09:11	9 TAKABAYASHI M Turnover			
08:57				11 PETTINICCHI S 2-Pts missed (2 out)
08:55	4 BETTO Y Defensive Rebound			
08:43	12 TAKUBO I 2-Pts made (2 In)	45-36	+9	
08:29				13 RADKE L Turnover
08:29	12 TAKUBO I Steal			
08:29	9 TAKABAYASHI M Turnover			
08:08				14 THOMAS M Player IN <<----
08:08				13 RADKE L Player OUT ---->>
07:46				11 PETTINICCHI S 2 Pts paint missed (2 Out)
07:43	12 TAKUBO I Defensive Rebound			
07:37	4 BETTO Y 2 Pts paint missed (2 Out)			
07:37				14 THOMAS M Defensive Rebound
07:37				14 THOMAS M Foul On
07:37	12 TAKUBO I Personal foul			
07:20		45-38	+7	5 McLACHLAN J 2-Pts paint made (2 In)
07:16				6 OHAMA K Assist
07:07				10 HARNOCK K Player IN <<----
07:07				6 OHAMA K Player OUT ---->>
06:52	9 TAKABAYASHI M 2 Pts paint missed (2 Out)			
06:48	9 TAKABAYASHI M Offensive Rebound			
06:46	7 TANEDA K 2 Pts paint missed (2 Out)			
06:45				5 McLACHLAN J Defensive Rebound



## PLAY BY PLAY

文字比分播报

JPN 55 vs 52 CAN

Attendance: 8162

Game Time	JPN - Japan	Score	Lead	CAN - Canada
06:29	4 BETTO Y Personal foul			
06:29				5 McLACHLAN J Foul On
06:29				5 McLACHLAN J Free Throw missed (1 Out)
06:29		45-39	+6	5 McLACHLAN J Free Throw made (1 In)
06:19	15 AMIMOTO M Turnover			
06:13	4 BETTO Y Personal foul			
06:13				14 THOMAS M Foul On
06:13	5 MASHIKO M Player IN <<----			
06:13	10 YOSHIDA E Player IN <<----			
06:13	4 BETTO Y Player OUT ---->>			
06:13	7 TANEDA K Player OUT ---->>			
06:05				14 THOMAS M 3-Pts missed (3 Out)
06:03	15 AMIMOTO M Defensive Rebound			
05:47	9 TAKABAYASHI M 2-Pts made (2 In)	47-39	+8	
05:44	5 MASHIKO M Assist			
05:32		47-41	+6	14 THOMAS M 2-Pts made (2 In)
05:16	5 MASHIKO M Turnover			
05:16				11 PETTINICCHI S Steal
05:11				4 KREMPIEN J Offensive foul
05:11				4 KREMPIEN J Turnover
05:11	9 TAKABAYASHI M Foul On			
04:48	15 AMIMOTO M 2 Pts paint missed (2 Out)			
04:44				5 McLACHLAN J Defensive Rebound
04:43				5 McLACHLAN J Turnover
04:43	5 MASHIKO M Steal			
04:30	10 YOSHIDA E 2-Pts missed (2 out)			
04:27	9 TAKABAYASHI M Offensive Rebound			
04:16	10 YOSHIDA E 2-Pts missed (2 out)			
04:13	12 TAKUBO I Offensive Rebound			
04:13	12 TAKUBO I 2 Pts paint missed (2 Out)			
04:08	10 YOSHIDA E Offensive Rebound			
03:52	12 TAKUBO I 2-Pts missed (2 out)			
03:48				14 THOMAS M Defensive Rebound
03:41				11 PETTINICCHI S 2 Pts paint missed (2 Out)
03:39	10 YOSHIDA E Defensive Rebound			
03:20	15 AMIMOTO M 2-Pts made (2 In)	49-41	+8	
03:17	5 MASHIKO M Assist			
02:59	15 AMIMOTO M Personal foul			
02:59				5 McLACHLAN J Foul On
02:47				14 THOMAS M 2-Pts missed (2 out)
02:44	10 YOSHIDA E Defensive Rebound			
02:43	5 MASHIKO M Turnover			



## PLAY BY PLAY

文字比分播报

JPN 55 vs 52 CAN

Attendance: 8162

Game Time	JPN - Japan	Score	Lead	CAN - Canada
02:43				10 HARNOCK K Steal
02:29		49-43	+6	10 HARNOCK K 2-Pts made (2 In)
02:19				14 THOMAS M Personal foul
02:19	12 TAKUBO I Foul On			
02:19				12 FRANKS L Player IN <<----
02:19				11 PETTINICCHI S Player OUT ---->>
02:03	10 YOSHIDA E 2-Pts paint made (2 In)	51-43	+8	
02:03	9 TAKABAYASHI M Assist			
02:03				Time out
02:03				9 BENOIT C Player IN <<----
02:03				7 OUELLET C Player IN <<----
02:03				5 McLACHLAN J Player OUT ---->>
02:03				10 HARNOCK K Player OUT ---->>
01:59	12 TAKUBO I Personal foul			
01:59				9 BENOIT C Foul On
01:59				9 BENOIT C Free Throw missed (1 Out)
01:58				9 BENOIT C Free Throw missed (1 Out)
01:56	12 TAKUBO I Defensive Rebound			
01:56				14 THOMAS M Personal foul
01:56	12 TAKUBO I Foul On			
01:54	5 MASHIKO M Turnover			
01:49				7 OUELLET C 2-Pts missed (2 out)
01:49				7 OUELLET C Offensive Rebound
01:42		51-45	+6	14 THOMAS M 2-Pts paint made (2 In)
01:37	15 AMIMOTO M 2 Pts paint missed (2 Out)			
01:36	12 TAKUBO I Offensive Rebound			
01:36				7 OUELLET C Personal foul
01:36	12 TAKUBO I Foul On			
01:32				14 THOMAS M Personal foul
01:32	5 MASHIKO M Foul On			
01:32				11 PETTINICCHI S Player IN <<----
01:32				4 KREMPIEN J Player OUT ---->>
01:32	5 MASHIKO M Free Throw missed (1 Out)			
01:32	5 MASHIKO M Free Throw missed (1 Out)			
01:30	15 AMIMOTO M Offensive Rebound			
01:30				7 OUELLET C Personal foul
01:30	15 AMIMOTO M Foul On			
01:30	15 AMIMOTO M Free Throw missed (1 Out)			
01:30	15 AMIMOTO M Free Throw missed (1 Out)			
01:27				14 THOMAS M Defensive Rebound
01:19		51-47	+4	11 PETTINICCHI S 2-Pts paint made (2 In)
01:19				11 PETTINICCHI S Fast Break



## PLAY BY PLAY

文字比分播报

JPN 55 vs 52 CAN

Attendance: 8162

Game Time	JPN - Japan	Score	Lead	CAN - Canada
01:19				7 OUELLET C Assist
01:19	Time out			
01:16	10 YOSHIDA E Turnover			
01:08	9 TAKABAYASHI M Personal foul			
01:08				11 PETTINICCHI S Foul On
01:08				11 PETTINICCHI S Free Throw missed (1 Out)
01:07				11 PETTINICCHI S Free Throw missed (1 Out)
01:05				14 THOMAS M Offensive Rebound
01:05		51-49	+2	14 THOMAS M 2-Pts paint made (2 In)
00:40	9 TAKABAYASHI M 2-Pts paint made (2 In)	53-49	+4	
00:40	15 AMIMOTO M Assist			
00:25				14 THOMAS M 2-Pts missed (2 out)
00:25	5 MASHIKO M Defensive Rebound			
00:25	5 MASHIKO M Foul On			
00:25				12 FRANKS L Personal foul
00:25				5 McLACHLAN J Player IN <<----
00:25				6 OHAMA K Player IN <<----
00:25				7 OUELLET C Player OUT ---->>
00:25				9 BENOIT C Player OUT ---->>
00:25	5 MASHIKO M Free Throw missed (1 Out)			
00:25	5 MASHIKO M Free Throw made (1 In)	54-49	+5	
00:25				Time out
00:25				10 HARNOCK K Player IN <<----
00:25				6 OHAMA K Player OUT ---->>
00:11				5 McLACHLAN J 3-Pts missed (3 Out)
00:11				10 HARNOCK K Offensive Rebound
00:11				12 FRANKS L Foul On
00:11	5 MASHIKO M Personal foul			
00:11	5 MASHIKO M Player OUT ---->>			
00:11	4 BETTO Y Player IN <<----			
00:11		54-50	+4	12 FRANKS L Free Throw made (1 In)
00:10				12 FRANKS L Free Throw missed (1 Out)
00:07				5 McLACHLAN J Offensive Rebound
00:07				5 McLACHLAN J 2 Pts paint missed (2 Out)
00:07				5 McLACHLAN J Offensive Rebound
00:07		54-52	+2	5 McLACHLAN J 2-Pts paint made (2 In)
00:07	Time out			
00:07				9 BENOIT C Player IN <<----
00:07				7 OUELLET C Player IN <<----
00:07				11 PETTINICCHI S Player OUT ---->>
00:07				5 McLACHLAN J Player OUT ---->>
00:07				11 PETTINICCHI S Player IN <<----



## PLAY BY PLAY

文字比分播报

**JPN 55 vs 52 CAN**

**Attendance: 8162**

Game Time	JPN - Japan	Score	Lead	CAN - Canada
00:07				10 HARNOCK K Player OUT ---->>
00:06				11 PETTINICCHI S Personal foul
00:06	9 TAKABAYASHI M Foul On			
00:06	9 TAKABAYASHI M Free Throw made (1 In)	55-52	+3	
00:05	9 TAKABAYASHI M Free Throw missed (1 Out)			
00:03	15 AMIMOTO M Offensive Rebound			



## RESULTS

比赛成绩

### JPN 30 vs 17 CAN

Attendance: 8162

Referee: FARRUGIA Anna Valerie (FRA)  
Umpires: ROJA Cristian (ITA); KINDERVATER Max (GER)

Commissioner: COSSAER Dirk Lodewijk M (BEL)  
Classifier: DINH Trien Tan (FRA)

		Q1		Q2	
Scoring by 5 min intervals:	JPN	11	13	19	30
	CAN	2	5	9	17

#### JPN - JAPAN

No.	Name	Sport Class	MIN	Field Goals		2 Points		3 Points		Free Throws		Rebounds			AS	TO	ST	BS	PF	FO	PTS	
				M/A	%	M/A	%	M/A	%	M/A	%	OR	DR	TOT								
*5	MASHIKO Megumi	3.0	15:23	1/5	20	1/3	33	0/2	0			1	3	4	4				3		2	
*9	TAKABAYASHI Mika (C)	1.5	19:18	3/5	60	3/5	60					1		1		1	1			1	6	
*10	YOSHIDA Erika	1.0	12:08	0/1	0	0/1	0						1	1	1	1			1		0	
*12	TAKUBO Ikumi	4.0	20:00	4/6	67	4/6	67			1/3	33		7	7	1	1				4	9	
*15	AMIMOTO Mari	4.5	19:52	5/9	56	5/9	56			1/4	25		4	4			2			4	11	
4	BETTO Yuka	3.0	03:55	1/2	50	1/2	50					1	1	2		1	1		1		2	
6	URAMOTO Miki	2.5	00:00																		0	
7	TANEDA Kimi	1.0	06:39	0/3	0	0/3	0														0	
8	KOSUZUKI Tomomi	3.5	00:00																		0	
11	KAWAKAMI Rie	1.0	01:55																		0	
13	SUGAHARA Naoko	4.5	00:08										1	1							0	
14	SOEDA Tomoe	3.5	00:42																	1	0	
Team/Coach																						
<b>Totals</b>				14/31	45	14/29	48	0/2	0	2/7	29	4	19	23	6	4	4			6	9	30
<b>Coach</b>		IWASA Yoshiaki																				
<b>Assistant Coach</b>		KIKUCHI Tetsuhiro																				

#### CAN - CANADA

No.	Name	Sport Class	MIN	Field Goals		2 Points		3 Points		Free Throws		Rebounds			AS	TO	ST	BS	PF	FO	PTS	
				M/A	%	M/A	%	M/A	%	M/A	%	OR	DR	TOT								
*4	KREMPIEN Jennifer	1.0	20:00	1/1	100	1/1	100						1	1	1				2		2	
*8	FERGUSON Tracey	3.0	15:24	0/4	0	0/4	0						1	1		2			2		0	
*9	BENOIT Chantal (C)	3.5	04:59	0/1	0	0/1	0			0/2	0		1	1		2				1	0	
*11	PETTINICCHI Sabrina	1.5	05:27	2/4	50	2/4	50					2	2						3		4	
*14	THOMAS Misty	4.5	13:37	1/8	13	1/8	13			3/6	50		4	4	1	1	1		1	3	5	
5	McLACHLAN Janet	4.5	00:00																		0	
6	OHAMA Kendra	2.5	14:19	1/5	20	1/5	20					1		1		1				1	2	
7	OUELLET Cindy	3.5	02:42												1						0	
10	HARNOCK Katie	2.5	12:25	1/2	50	1/2	50						4	4	1					1	2	
12	FRANKS Lisa	1.0	02:08																		0	
13	RADKE Lori	4.5	08:59	1/4	25	1/3	33	0/1	0			1	3	4	1		1		1		2	
15	FESER Tara	4.5	00:00																		0	
Team/Coach																						
<b>Totals</b>				7/29	24	7/28	25	0/1	0	3/8	38	5	15	20	5	7	2			9	6	17
<b>Coach</b>		FRICK Tim																				
<b>Assistant Coach</b>		NICHOLSON Patricia; JOHNSON Bill																				

	JPN	CAN
Points from Turnovers	2	2
Points in the Paint	18	10
Second Chance Points	4	2
Fast Break Points	2	0

	JPN	CAN
Biggest Lead	14	0
Biggest Scoring Run	7-0(11-2)	4-0(13-7)
Lead Changes	1	
Times Tied	0	

#### Legend:

%	Shooting Percentage	(C)	Captain	*	Starters	AS	Assists
BS	Blocked Shots	DR	Defensive Rebounds	FO	Fouls On	M/A	Made/Attempts
MIN	Minutes Played	OR	Offensive Rebounds	PF	Fouls	PTS	Points
Qx	Quarter Time	ST	Steals	TO	Turnovers	TOT	Total Rebounds



## RESULTS

比赛成绩

### JPN 55 vs 52 CAN

Attendance: 8162

Referee: FARRUGIA Anna Valerie (FRA)

Commissioner: COSSAER Dirk Lodewijk M (BEL)

Umpires: ROJA Cristian (ITA); KINDERVATER Max (GER)

Classifier: DINH Trien Tan (FRA)

		Q1		Q2		Q3		Q4	
Scoring by 5 min intervals:	JPN	11	13	19	30	39	43	47	55
	CAN	2	5	9	17	29	36	41	52

#### JPN - JAPAN

No.	Name	Sport Class	MIN	Field Goals		2 Points		3 Points		Free Throws		Rebounds			AS	TO	ST	BS	PF	FO	PTS
				M/A	%	M/A	%	M/A	%	M/A	%	OR	DR	TOT							
*5	MASHIKO Megumi	3.0	24:29	1/6	17	1/4	25	0/2	0	1/4	25	1	4	5	8	3	1		5	2	3
*9	TAKABAYASHI Mika (C)	1.5	39:18	5/9	56	5/9	56			1/2	50	3		3	1	3	1		1	3	11
*10	YOSHIDA Erika	1.0	23:38	1/5	20	1/5	20					1	3	4	1	2			2		2
*12	TAKUBO Ikumi	4.0	40:00	6/12	50	6/12	50			1/3	33	2	14	16	2	1	2		3	7	13
*15	AMIMOTO Mari	4.5	39:52	8/15	53	8/15	53			4/9	44	2	8	10	1	1	2		1	8	20
4	BETTO Yuka	3.0	14:49	3/6	50	3/6	50			0/2	0	2	2	4		4	1		3	1	6
6	URAMOTO Miki	2.5	00:00																		0
7	TANEDA Kimi	1.0	15:09	0/5	0	0/5	0			0/2	0		1	1	1		1		1	1	0
8	KOSUZUKI Tomomi	3.5	00:00																		0
11	KAWAKAMI Rie	1.0	01:55																		0
13	SUGAHARA Naoko	4.5	00:08										1	1							0
14	SOEDA Tomoe	3.5	00:42																		0
Team/Coach																					
<b>Totals</b>				24/58	41	24/56	43	0/2	0	7/22	32	12	35	47	14	14	8		17	22	55
<b>Coach</b>		IWASA Yoshiaki																			
<b>Assistant Coach</b>		KIKUCHI Tetsuhiro																			

#### CAN - CANADA

No.	Name	Sport Class	MIN	Field Goals		2 Points		3 Points		Free Throws		Rebounds			AS	TO	ST	BS	PF	FO	PTS
				M/A	%	M/A	%	M/A	%	M/A	%	OR	DR	TOT							
*4	KREMPIEN Jennifer	1.0	38:28	2/2	100	2/2	100			0/1	0		2	2	1	1			4	1	4
*8	FERGUSON Tracey	3.0	15:24	0/4	0	0/4	0						1	1		2			2		0
*9	BENOIT Chantal (C)	3.5	06:44	0/1	0	0/1	0			0/4	0		1	1		2			2		0
*11	PETTINICCHI Sabrina	1.5	24:40	5/13	38	5/13	38			0/2	0	3	2	5	2	1	1		4	2	10
*14	THOMAS Misty	4.5	27:02	6/19	32	6/18	33	0/1	0	3/6	50	2	9	11	1	1	1	1	4	5	15
5	McLACHLAN Janet	4.5	11:28	2/6	33	2/5	40	0/1	0	1/2	50	2	4	6		1	2		1	3	5
6	OHAMA Kendra	2.5	19:17	2/6	33	2/6	33					1		1	1	1				1	4
7	OUELLET Cindy	3.5	04:27	0/1	0	0/1	0					1		1	2				2		0
10	HARNOCK Katie	2.5	25:42	4/7	57	3/6	50	1/1	100			1	4	5	1	1	1		1	2	9
12	FRANKS Lisa	1.0	04:27							1/2	50								1	1	1
13	RADKE Lori	4.5	15:34	2/5	40	2/4	50	0/1	0			2	3	5	1	1	1		1		4
15	FESER Tara	4.5	06:47	0/1	0	0/1	0						2	2					2		0
Team/Coach																					
<b>Totals</b>				23/65	35	22/61	36	1/4	25	5/17	29	13	29	42	9	12	6	1	22	17	52
<b>Coach</b>		FRICK Tim																			
<b>Assistant Coach</b>		NICHOLSON Patricia JOHNSON Bill																			

	JPN	CAN
Points from Turnovers	2	6
Points in the Paint	32	30
Second Chance Points	4	10
Fast Break Points	2	0

	JPN	CAN
Biggest Lead	14	0
Biggest Scoring Run	7-0(11-2)	7-0(41-36)
Lead Changes	1	
Times Tied	0	

#### Legend:

%	Shooting Percentage	(C)	Captain	*	Starters	AS	Assists
BS	Blocked Shots	DR	Defensive Rebounds	FO	Fouls On	M/A	Made/Attempts
MIN	Minutes Played	OR	Offensive Rebounds	OTx	Overtime	PF	Fouls
PTS	Points	Qx	Quarter Time	ST	Steals	TO	Turnovers
TOT	Total Rebounds						





## START LIST

首发名单

### NED - JPN

**Referee:** SAUNDERS Charles David (RSA)  
**Umpires:** RADOMSKY Ziv (ISR); KUERZI Bill (USA)

**Commissioner:** VIVIERS Nico Maritz Malan (RSA)  
**Classifier:** LACHANCE Anne (CAN)

#### NED - Netherlands

No.	Name	Pos	Age	Sport Class	Current Games Statistics						
					PPG	FG%	3FG%	FT%	RPG	APG	MPG (GP)
4	HUITZING Inge	G	34	4.5	11.0	42	0	40	5.5	0.5	26:38 (2)
5	BOEKHOORN Patries	F	38	1.0	0.0						05:22 (2)
6	VISSER Jitske	F	15	1.0	1.0	17			1.0		11:59 (2)
7	OOSTERBAAN Roos	G	29	1.5	6.0	31		67	5.0	2.5	36:56 (2)
8	PIETERSE Fleur	F	29	2.5	0.0	0			0.5		08:40 (2)
9	GARNIER Petra (C)	C	37	4.5	4.0	29			6.0	0.5	15:11 (2)
10	RAMAEKERS Brenda	C	22	4.5	0.0						02:03 (1)
11	KORVER Cher	G	32	2.5	7.5	21	0	60	7.5	2.5	37:10 (2)
12	BRAAM Sandra	F	30	1.0	0.0						02:13 (2)
13	VAN BERGEN Barbara	F	30	2.0	1.0	50			2.5	0.5	15:41 (2)
14	VERSLOOT Carina	F	28	3.0	4.5	17		17	6.0	2.5	25:25 (2)
15	van OOSTROM Elsbeth	C	26	4.5	10.5	50	0	60	6.0		13:40 (2)
Team			29.2		45.5	30	0	46	40.0	9.0	
<b>Coach</b>		LANSINK ROTGERINK Yvonne									
<b>Assistant Coach</b>		van de BUNTE Kees									

NED Played		
PR	MEX	59-46
PR	CAN	32-59
PR	CHN	11 SEP

#### JPN - Japan

No.	Name	Pos	Age	Sport Class	Current Games Statistics						
					PPG	FG%	3FG%	FT%	RPG	APG	MPG (GP)
4	BETTO Yuka	F	37	3.0	3.3	45		0	2.7	2.0	14:21 (3)
5	MASHIKO Megumi	G	38	3.0	5.3	41	0	33	3.0	5.0	24:08 (3)
6	URAMOTO Miki	G	27	2.5	0.0			0			03:23 (1)
7	TANEDA Kimi	G	33	1.0	0.3	0		25	1.0	0.3	15:56 (3)
8	KOSUZUKI Tomomi	F	29	3.5	0.0						00:00 (0)
9	TAKABAYASHI Mika (C)	G	37	1.5	6.3	47	0	50	3.0	2.7	35:48 (3)
10	YOSHIDA Erika	F	31	1.0	2.0	38			2.3	0.7	24:26 (3)
11	KAWAKAMI Rie	F	37	1.0	0.0						04:02 (2)
12	TAKUBO Ikumi	F	25	4.0	13.3	42		29	10.0	1.7	38:25 (3)
13	SUGAHARA Naoko	C	40	4.5	0.0	0			1.0		03:10 (3)
14	SOEDA Tomoe	F	33	3.5	0.0	0			0.5	0.5	03:56 (2)
15	AMIMOTO Mari	F	19	4.5	21.3	42	33	52	8.0	2.7	37:16 (3)
Team			32.2		52.0	40	13	40	31.3	15.3	
<b>Coach</b>		IWASA Yoshiaki									
<b>Assistant Coach</b>		KIKUCHI Tetsuhiro									

JPN Played		
PR	CHN	49-46
PR	MEX	52-34
PR	CAN	55-52

**Legend:**

3FG%	3 Field Goals %	APG	Assists per Game	C	Centre	F	Forward
FG%	Field Goals %	FT%	Free Throws %	G	Guard	GP	Games Played
MPG	Minutes Played per Game	Pos	Playing Position	PPG	Points per Game	PR	Preliminary Round
RPG	Rebounds per Game						



## PLAY BY PLAY

文字比分播报

NED 22 vs 33 JPN

Attendance: 964

		Q1		Q2	
Scoring by 5 min intervals:	NED	2	12	16	22
	JPN	7	21	27	33

### FIRST QUARTER

#### Quarter Starters:

**NED** 4 HUITZING I      7 OOSTERBAAN R      11 KORVER C      13 VAN BERGEN B      14 VERSLOOT C  
**JPN** 5 MASHIKO M      9 TAKABAYASHI M      10 YOSHIDA E      12 TAKUBO I      15 AMIMOTO M

Game Time	NED - Netherlands	Score	Lead	JPN - Japan
10:00	4 HUITZING I Player IN <<-----			
10:00	7 OOSTERBAAN R Player IN <<-----			
10:00	11 KORVER C Player IN <<-----			
10:00	13 VAN BERGEN B Player IN <<-----			
10:00	14 VERSLOOT C Player IN <<-----			
10:00				5 MASHIKO M Player IN <<-----
10:00				9 TAKABAYASHI M Player IN <<-----
10:00				10 YOSHIDA E Player IN <<-----
10:00				12 TAKUBO I Player IN <<-----
10:00				15 AMIMOTO M Player IN <<-----
10:00	4 HUITZING I Tap off won			15 AMIMOTO M Tap off lost
09:31	4 HUITZING I 3-Pts missed (3 Out)			
09:31				Defensive Rebound
09:21	4 HUITZING I Personal foul			
09:21				15 AMIMOTO M Foul On
09:06				10 YOSHIDA E 2 Pts paint missed (2 Out)
09:04				Offensive Rebound
08:56				9 TAKABAYASHI M Turnover
08:31	4 HUITZING I Turnover			
08:29	4 HUITZING I Personal foul			
08:29				12 TAKUBO I Foul On
08:16				5 MASHIKO M 2 Pts paint missed (2 Out)
08:14	4 HUITZING I Defensive Rebound			
08:01	4 HUITZING I 2-Pts missed (2 out)			
07:58	4 HUITZING I Offensive Rebound			
07:40	11 KORVER C 2-Pts made (2 In)	2-0	+2	
07:20		2-2	0	15 AMIMOTO M 2-Pts made (2 In)
07:04	11 KORVER C Turnover			
06:49		2-4	-2	12 TAKUBO I 2-Pts paint made (2 In)
06:40				15 AMIMOTO M Personal foul
06:40	14 VERSLOOT C Foul On			
06:28	13 VAN BERGEN B 2-Pts missed (2 out)			
06:26				15 AMIMOTO M Defensive Rebound
06:10				15 AMIMOTO M 2-Pts missed (2 out)



## PLAY BY PLAY

文字比分播报

NED 22 vs 33 JPN

Attendance: 964

Game Time	NED - Netherlands	Score	Lead	JPN - Japan
06:09	7 OOSTERBAAN R Defensive Rebound			
05:51	4 HUITZING I 3-Pts missed (3 Out)			
05:51				Defensive Rebound
05:27		2-7	-5	5 MASHIKO M 3-Pts made (3 In)
05:21				12 TAKUBO I Assist
05:03	7 OOSTERBAAN R Offensive foul			
05:03	7 OOSTERBAAN R Turnover			
05:03				9 TAKABAYASHI M Foul On
05:03				9 TAKABAYASHI M Steal
05:03	4 HUITZING I Player OUT ---->>			
05:03	15 van OOSTROM E Player IN <<----			
04:53				5 MASHIKO M 2-Pts missed (2 out)
04:51	7 OOSTERBAAN R Defensive Rebound			
04:38	15 van OOSTROM E 2 Pts paint missed (2 Out)			
04:33	14 VERSLOOT C Offensive Rebound			
04:31	15 van OOSTROM E 2 Pts paint missed (2 Out)			
04:29				5 MASHIKO M Defensive Rebound
04:22		2-9	-7	15 AMIMOTO M 2-Pts paint made (2 In)
04:19				5 MASHIKO M Assist
04:14	14 VERSLOOT C Turnover			
04:14	Time out			
04:03	14 VERSLOOT C Technical foul			
04:03				15 AMIMOTO M Foul On
04:03		2-10	-8	15 AMIMOTO M Free Throw made (1 In)
04:03				15 AMIMOTO M Free Throw missed (1 Out)
03:45				12 TAKUBO I 2-Pts missed (2 out)
03:38	15 van OOSTROM E Defensive Rebound			
03:34	11 KORVER C 2-Pts paint made (2 In)	4-10	-6	
03:31	15 van OOSTROM E Assist			
03:15		4-12	-8	15 AMIMOTO M 2-Pts paint made (2 In)
02:57	14 VERSLOOT C 2-Pts paint made (2 In)	6-12	-6	
02:41		6-14	-8	5 MASHIKO M 2-Pts paint made (2 In)
02:35				12 TAKUBO I Assist
02:31	11 KORVER C Turnover			
02:19	14 VERSLOOT C Personal foul			
02:19				15 AMIMOTO M Foul On
02:19	14 VERSLOOT C Player OUT ---->>			
02:19	13 VAN BERGEN B Player OUT ---->>			
02:19	6 VISSER J Player IN <<----			
02:19	9 GARNIER P Player IN <<----			
02:19				15 AMIMOTO M Free Throw missed (1 Out)
02:19		6-15	-9	15 AMIMOTO M Free Throw made (1 In)



## PLAY BY PLAY

文字比分播报

NED 22 vs 33 JPN

Attendance: 964

Game Time	NED - Netherlands	Score	Lead	JPN - Japan
01:57				9 TAKABAYASHI M Personal foul
01:57	6 VISSER J Foul On			
01:57				5 MASHIKO M Player OUT ---->>
01:57				4 BETTO Y Player IN <<----
01:47	11 KORVER C 2-Pts made (2 In)	8-15	-7	
01:21		8-17	-9	12 TAKUBO I 2-Pts paint made (2 In)
01:19				4 BETTO Y Assist
01:09	15 van OOSTROM E 2-Pts paint made (2 In)	10-17	-7	
00:39		10-19	-9	9 TAKABAYASHI M 2-Pts paint made (2 In)
00:37				10 YOSHIDA E Assist
00:21	9 GARNIER P 2 Pts paint missed (2 Out)			
00:18	15 van OOSTROM E Offensive Rebound			
00:18	15 van OOSTROM E 2-Pts paint made (2 In)	12-19	-7	
00:00		12-21	-9	15 AMIMOTO M 2-Pts made (2 In)

## SECOND QUARTER

### Quarter Starters:

**NED** 6 VISSER J                      7 OOSTERBAAN R                      9 GARNIER P                      11 KORVER C                      15 van OOSTROM E  
**JPN** 9 TAKABAYASHI M                      10 YOSHIDA E                      12 TAKUBO I                      15 AMIMOTO M                      4 BETTO Y

Game Time	NED - Netherlands	Score	Lead	JPN - Japan
10:00	6 VISSER J Player IN <<----			
10:00	7 OOSTERBAAN R Player IN <<----			
10:00	9 GARNIER P Player IN <<----			
10:00	11 KORVER C Player IN <<----			
10:00	15 van OOSTROM E Player IN <<----			
10:00				9 TAKABAYASHI M Player IN <<----
10:00				10 YOSHIDA E Player IN <<----
10:00				12 TAKUBO I Player IN <<----
10:00				15 AMIMOTO M Player IN <<----
10:00				4 BETTO Y Player IN <<----
00:00				15 AMIMOTO M Tap off situation, throw-in
09:39				15 AMIMOTO M 3-Pts missed (3 Out)
09:38	9 GARNIER P Defensive Rebound			
09:19	15 van OOSTROM E 2 Pts paint missed (2 Out)			
09:17	15 van OOSTROM E Offensive Rebound			
09:14	15 van OOSTROM E 2 Pts paint missed (2 Out)			
09:12				12 TAKUBO I Defensive Rebound
08:57				9 TAKABAYASHI M 2 Pts paint missed (2 Out)
08:55	9 GARNIER P Defensive Rebound			
08:42	6 VISSER J 2 Pts paint missed (2 Out)			
08:37				15 AMIMOTO M Defensive Rebound
08:24		12-23	-11	4 BETTO Y 2-Pts made (2 In)



## PLAY BY PLAY

文字比分播报

NED 22 vs 33 JPN

Attendance: 964

Game Time	NED - Netherlands	Score	Lead	JPN - Japan
08:02	7 OOSTERBAAN R 2 Pts paint missed (2 Out)			
08:00	9 GARNIER P Offensive Rebound			
07:57	9 GARNIER P 2 Pts paint missed (2 Out)			
07:56	9 GARNIER P Offensive Rebound			
07:56	9 GARNIER P 2 Pts paint missed (2 Out)			
07:53	Offensive Rebound			
07:53	6 VISSER J Turnover			
07:37				15 AMIMOTO M 2-Pts missed (2 out)
07:34	9 GARNIER P Defensive Rebound			
07:26	7 OOSTERBAAN R 2-Pts paint made (2 In)	14-23	-9	
07:26	15 van OOSTROM E Assist			
07:26				9 TAKABAYASHI M Personal foul
07:26	7 OOSTERBAAN R Foul On			
07:26	7 OOSTERBAAN R Free Throw missed (1 Out)			
07:22				12 TAKUBO I Defensive Rebound
07:00				12 TAKUBO I 2 Pts paint missed (2 Out)
06:59	9 GARNIER P Defensive Rebound			
06:49	11 KORVER C 2-Pts paint made (2 In)	16-23	-7	
06:48	7 OOSTERBAAN R Assist			
06:28		16-25	-9	12 TAKUBO I 2-Pts paint made (2 In)
06:26				15 AMIMOTO M Assist
06:04	15 van OOSTROM E 2 Pts paint missed (2 Out)			
06:02				15 AMIMOTO M Defensive Rebound
05:42				15 AMIMOTO M 2-Pts missed (2 out)
05:40	15 van OOSTROM E Defensive Rebound			
05:33	11 KORVER C 2 Pts paint missed (2 Out)			
05:31				15 AMIMOTO M Defensive Rebound
05:17		16-27	-11	9 TAKABAYASHI M 2-Pts made (2 In)
05:15				12 TAKUBO I Assist
04:47				15 AMIMOTO M Steal
04:47	7 OOSTERBAAN R Turnover			
04:47	15 van OOSTROM E Steal			
04:47				10 YOSHIDA E Turnover
04:26	11 KORVER C 2-Pts paint made (2 In)	18-27	-9	
04:25	9 GARNIER P Assist			
04:03				9 TAKABAYASHI M Turnover
04:03	9 GARNIER P Player OUT ---->>			
04:03	4 HUITZING I Player IN <<-----			
04:03				4 BETTO Y Player OUT ---->>
04:03				9 TAKABAYASHI M Player OUT ---->>
04:03				7 TANEDA K Player IN <<-----
04:03				14 SOEDA T Player IN <<-----



## PLAY BY PLAY

文字比分播报

NED 22 vs 33 JPN

Attendance: 964

Game Time	NED - Netherlands	Score	Lead	JPN - Japan
03:45	11 KORVER C 2 Pts paint missed (2 Out)			
03:37	4 HUITZING I Offensive Rebound			
03:37	4 HUITZING I 2-Pts paint made (2 In)	20-27	-7	
03:29				15 AMIMOTO M 2 Pts paint missed (2 Out)
03:28	15 van OOSTROM E Defensive Rebound			
03:14	15 van OOSTROM E 2-Pts paint made (2 In)	22-27	-5	
03:12	7 OOSTERBAAN R Assist			
02:55		22-29	-7	15 AMIMOTO M 2-Pts made (2 In)
02:52				12 TAKUBO I Assist
02:31	15 van OOSTROM E 2 Pts paint missed (2 Out)			
02:29				14 SOEDA T Defensive Rebound
02:10		22-31	-9	15 AMIMOTO M 2-Pts paint made (2 In)
02:10				12 TAKUBO I Assist
02:10	Time out			
01:54	4 HUITZING I Turnover			
01:35		22-33	-11	15 AMIMOTO M 2-Pts made (2 In)
01:30				14 SOEDA T Assist
01:15	15 van OOSTROM E 2 Pts paint missed (2 Out)			
01:12				7 TANEDA K Defensive Rebound
01:11	15 van OOSTROM E Personal foul			
01:11				12 TAKUBO I Foul On
00:55				12 TAKUBO I 2-Pts missed (2 out)
00:53	15 van OOSTROM E Defensive Rebound			
00:43				7 TANEDA K Personal foul
00:43	15 van OOSTROM E Foul On			
00:32	15 van OOSTROM E 2 Pts paint missed (2 Out)			
00:32				10 YOSHIDA E Personal foul
00:32	15 van OOSTROM E Foul On			
00:32	Offensive Rebound			
00:24	Turnover			
00:00				14 SOEDA T 3-Pts missed (3 Out)
00:00	15 van OOSTROM E Defensive Rebound			



## PLAY BY PLAY

文字比分播报

NED 49 vs 65 JPN

Attendance: 964

Scoring by 5 min intervals:		Q1		Q2		Q3		Q4	
NED		2	12	16	22	33	41	45	49
JPN		7	21	27	33	39	45	55	65

### FIRST QUARTER

#### Quarter Starters:

**NED** 4 HUITZING I      7 OOSTERBAAN R      11 KORVER C      13 VAN BERGEN B      14 VERSLOOT C  
**JPN** 5 MASHIKO M      9 TAKABAYASHI M      10 YOSHIDA E      12 TAKUBO I      15 AMIMOTO M

Game Time	NED - Netherlands	Score	Lead	JPN - Japan
10:00	4 HUITZING I Player IN <<<<<<			
10:00	7 OOSTERBAAN R Player IN <<<<<<			
10:00	11 KORVER C Player IN <<<<<<			
10:00	13 VAN BERGEN B Player IN <<<<<<			
10:00	14 VERSLOOT C Player IN <<<<<<			
10:00				5 MASHIKO M Player IN <<<<<<
10:00				9 TAKABAYASHI M Player IN <<<<<<
10:00				10 YOSHIDA E Player IN <<<<<<
10:00				12 TAKUBO I Player IN <<<<<<
10:00				15 AMIMOTO M Player IN <<<<<<
10:00	4 HUITZING I Tap off won			15 AMIMOTO M Tap off lost
09:31	4 HUITZING I 3-Pts missed (3 Out)			
09:31				Defensive Rebound
09:21	4 HUITZING I Personal foul			
09:21				15 AMIMOTO M Foul On
09:06				10 YOSHIDA E 2 Pts paint missed (2 Out)
09:04				Offensive Rebound
08:56				9 TAKABAYASHI M Turnover
08:31	4 HUITZING I Turnover			
08:29	4 HUITZING I Personal foul			
08:29				12 TAKUBO I Foul On
08:16				5 MASHIKO M 2 Pts paint missed (2 Out)
08:14	4 HUITZING I Defensive Rebound			
08:01	4 HUITZING I 2-Pts missed (2 out)			
07:58	4 HUITZING I Offensive Rebound			
07:40	11 KORVER C 2-Pts made (2 In)	2-0	+2	
07:20		2-2	0	15 AMIMOTO M 2-Pts made (2 In)
07:04	11 KORVER C Turnover			
06:49		2-4	-2	12 TAKUBO I 2-Pts paint made (2 In)
06:40				15 AMIMOTO M Personal foul
06:40	14 VERSLOOT C Foul On			
06:28	13 VAN BERGEN B 2-Pts missed (2 out)			
06:26				15 AMIMOTO M Defensive Rebound
06:10				15 AMIMOTO M 2-Pts missed (2 out)



## PLAY BY PLAY

文字比分播报

NED 49 vs 65 JPN

Attendance: 964

Game Time	NED - Netherlands	Score	Lead	JPN - Japan
06:09	7 OOSTERBAAN R Defensive Rebound			
05:51	4 HUITZING I 3-Pts missed (3 Out)			
05:51				Defensive Rebound
05:27		2-7	-5	5 MASHIKO M 3-Pts made (3 In)
05:21				12 TAKUBO I Assist
05:03	7 OOSTERBAAN R Offensive foul			
05:03	7 OOSTERBAAN R Turnover			
05:03				9 TAKABAYASHI M Foul On
05:03				9 TAKABAYASHI M Steal
05:03	4 HUITZING I Player OUT ---->>			
05:03	15 van OOSTROM E Player IN <<----			
04:53				5 MASHIKO M 2-Pts missed (2 out)
04:51	7 OOSTERBAAN R Defensive Rebound			
04:38	15 van OOSTROM E 2 Pts paint missed (2 Out)			
04:33	14 VERSLOOT C Offensive Rebound			
04:31	15 van OOSTROM E 2 Pts paint missed (2 Out)			
04:29				5 MASHIKO M Defensive Rebound
04:22		2-9	-7	15 AMIMOTO M 2-Pts paint made (2 In)
04:19				5 MASHIKO M Assist
04:14	14 VERSLOOT C Turnover			
04:14	Time out			
04:03	14 VERSLOOT C Technical foul			
04:03				15 AMIMOTO M Foul On
04:03		2-10	-8	15 AMIMOTO M Free Throw made (1 In)
04:03				15 AMIMOTO M Free Throw missed (1 Out)
03:45				12 TAKUBO I 2-Pts missed (2 out)
03:38	15 van OOSTROM E Defensive Rebound			
03:34	11 KORVER C 2-Pts paint made (2 In)	4-10	-6	
03:31	15 van OOSTROM E Assist			
03:15		4-12	-8	15 AMIMOTO M 2-Pts paint made (2 In)
02:57	14 VERSLOOT C 2-Pts paint made (2 In)	6-12	-6	
02:41		6-14	-8	5 MASHIKO M 2-Pts paint made (2 In)
02:35				12 TAKUBO I Assist
02:31	11 KORVER C Turnover			
02:19	14 VERSLOOT C Personal foul			
02:19				15 AMIMOTO M Foul On
02:19	14 VERSLOOT C Player OUT ---->>			
02:19	13 VAN BERGEN B Player OUT ---->>			
02:19	6 VISSER J Player IN <<----			
02:19	9 GARNIER P Player IN <<----			
02:19				15 AMIMOTO M Free Throw missed (1 Out)
02:19		6-15	-9	15 AMIMOTO M Free Throw made (1 In)





## PLAY BY PLAY

文字比分播报

NED 49 vs 65 JPN

Attendance: 964

Game Time	NED - Netherlands	Score	Lead	JPN - Japan
01:57				9 TAKABAYASHI M Personal foul
01:57	6 VISSER J Foul On			
01:57				5 MASHIKO M Player OUT ---->>
01:57				4 BETTO Y Player IN <<----
01:47	11 KORVER C 2-Pts made (2 In)	8-15	-7	
01:21		8-17	-9	12 TAKUBO I 2-Pts paint made (2 In)
01:19				4 BETTO Y Assist
01:09	15 van OOSTROM E 2-Pts paint made (2 In)	10-17	-7	
00:39		10-19	-9	9 TAKABAYASHI M 2-Pts paint made (2 In)
00:37				10 YOSHIDA E Assist
00:21	9 GARNIER P 2 Pts paint missed (2 Out)			
00:18	15 van OOSTROM E Offensive Rebound			
00:18	15 van OOSTROM E 2-Pts paint made (2 In)	12-19	-7	
00:00		12-21	-9	15 AMIMOTO M 2-Pts made (2 In)

## SECOND QUARTER

### Quarter Starters:

**NED** 6 VISSER J                      7 OOSTERBAAN R                      9 GARNIER P                      11 KORVER C                      15 van OOSTROM E  
**JPN** 9 TAKABAYASHI M                      10 YOSHIDA E                      12 TAKUBO I                      15 AMIMOTO M                      4 BETTO Y

Game Time	NED - Netherlands	Score	Lead	JPN - Japan
10:00	6 VISSER J Player IN <<----			
10:00	7 OOSTERBAAN R Player IN <<----			
10:00	9 GARNIER P Player IN <<----			
10:00	11 KORVER C Player IN <<----			
10:00	15 van OOSTROM E Player IN <<----			
10:00				9 TAKABAYASHI M Player IN <<----
10:00				10 YOSHIDA E Player IN <<----
10:00				12 TAKUBO I Player IN <<----
10:00				15 AMIMOTO M Player IN <<----
10:00				4 BETTO Y Player IN <<----
00:00				15 AMIMOTO M Tap off situation, throw-in
09:39				15 AMIMOTO M 3-Pts missed (3 Out)
09:38	9 GARNIER P Defensive Rebound			
09:19	15 van OOSTROM E 2 Pts paint missed (2 Out)			
09:17	15 van OOSTROM E Offensive Rebound			
09:14	15 van OOSTROM E 2 Pts paint missed (2 Out)			
09:12				12 TAKUBO I Defensive Rebound
08:57				9 TAKABAYASHI M 2 Pts paint missed (2 Out)
08:55	9 GARNIER P Defensive Rebound			
08:42	6 VISSER J 2 Pts paint missed (2 Out)			
08:37				15 AMIMOTO M Defensive Rebound
08:24		12-23	-11	4 BETTO Y 2-Pts made (2 In)



## PLAY BY PLAY

文字比分播报

NED 49 vs 65 JPN

Attendance: 964

Game Time	NED - Netherlands	Score	Lead	JPN - Japan
08:02	7 OOSTERBAAN R 2 Pts paint missed (2 Out)			
08:00	9 GARNIER P Offensive Rebound			
07:57	9 GARNIER P 2 Pts paint missed (2 Out)			
07:56	9 GARNIER P Offensive Rebound			
07:56	9 GARNIER P 2 Pts paint missed (2 Out)			
07:53	Offensive Rebound			
07:53	6 VISSER J Turnover			
07:37				15 AMIMOTO M 2-Pts missed (2 out)
07:34	9 GARNIER P Defensive Rebound			
07:26	7 OOSTERBAAN R 2-Pts paint made (2 In)	14-23	-9	
07:26	15 van OOSTROM E Assist			
07:26				9 TAKABAYASHI M Personal foul
07:26	7 OOSTERBAAN R Foul On			
07:26	7 OOSTERBAAN R Free Throw missed (1 Out)			
07:22				12 TAKUBO I Defensive Rebound
07:00				12 TAKUBO I 2 Pts paint missed (2 Out)
06:59	9 GARNIER P Defensive Rebound			
06:49	11 KORVER C 2-Pts paint made (2 In)	16-23	-7	
06:48	7 OOSTERBAAN R Assist			
06:28		16-25	-9	12 TAKUBO I 2-Pts paint made (2 In)
06:26				15 AMIMOTO M Assist
06:04	15 van OOSTROM E 2 Pts paint missed (2 Out)			
06:02				15 AMIMOTO M Defensive Rebound
05:42				15 AMIMOTO M 2-Pts missed (2 out)
05:40	15 van OOSTROM E Defensive Rebound			
05:33	11 KORVER C 2 Pts paint missed (2 Out)			
05:31				15 AMIMOTO M Defensive Rebound
05:17		16-27	-11	9 TAKABAYASHI M 2-Pts made (2 In)
05:15				12 TAKUBO I Assist
04:47				15 AMIMOTO M Steal
04:47	7 OOSTERBAAN R Turnover			
04:47	15 van OOSTROM E Steal			
04:47				10 YOSHIDA E Turnover
04:26	11 KORVER C 2-Pts paint made (2 In)	18-27	-9	
04:25	9 GARNIER P Assist			
04:03				9 TAKABAYASHI M Turnover
04:03	9 GARNIER P Player OUT ---->>			
04:03	4 HUITZING I Player IN <<-----			
04:03				4 BETTO Y Player OUT ---->>
04:03				9 TAKABAYASHI M Player OUT ---->>
04:03				7 TANEDA K Player IN <<-----
04:03				14 SOEDA T Player IN <<-----



## PLAY BY PLAY

文字比分播报

NED 49 vs 65 JPN

Attendance: 964

Game Time	NED - Netherlands	Score	Lead	JPN - Japan
03:45	11 KORVER C 2 Pts paint missed (2 Out)			
03:37	4 HUITZING I Offensive Rebound			
03:37	4 HUITZING I 2-Pts paint made (2 In)	20-27	-7	
03:29				15 AMIMOTO M 2 Pts paint missed (2 Out)
03:28	15 van OOSTROM E Defensive Rebound			
03:14	15 van OOSTROM E 2-Pts paint made (2 In)	22-27	-5	
03:12	7 OOSTERBAAN R Assist			
02:55		22-29	-7	15 AMIMOTO M 2-Pts made (2 In)
02:52				12 TAKUBO I Assist
02:31	15 van OOSTROM E 2 Pts paint missed (2 Out)			
02:29				14 SOEDA T Defensive Rebound
02:10		22-31	-9	15 AMIMOTO M 2-Pts paint made (2 In)
02:10				12 TAKUBO I Assist
02:10	Time out			
01:54	4 HUITZING I Turnover			
01:35		22-33	-11	15 AMIMOTO M 2-Pts made (2 In)
01:30				14 SOEDA T Assist
01:15	15 van OOSTROM E 2 Pts paint missed (2 Out)			
01:12				7 TANEDA K Defensive Rebound
01:11	15 van OOSTROM E Personal foul			
01:11				12 TAKUBO I Foul On
00:55				12 TAKUBO I 2-Pts missed (2 out)
00:53	15 van OOSTROM E Defensive Rebound			
00:43				7 TANEDA K Personal foul
00:43	15 van OOSTROM E Foul On			
00:32	15 van OOSTROM E 2 Pts paint missed (2 Out)			
00:32				10 YOSHIDA E Personal foul
00:32	15 van OOSTROM E Foul On			
00:32	Offensive Rebound			
00:24	Turnover			
00:00				14 SOEDA T 3-Pts missed (3 Out)
00:00	15 van OOSTROM E Defensive Rebound			

### THIRD QUARTER

#### Quarter Starters:

NED 4 HUITZING I      6 VISSER J      7 OOSTERBAAN R      11 KORVER C      15 van OOSTROM E  
JPN 5 MASHIKO M      15 AMIMOTO M      12 TAKUBO I      9 TAKABAYASHI M      10 YOSHIDA E

Game Time	NED - Netherlands	Score	Lead	JPN - Japan
10:00	4 HUITZING I Player IN <<----			
10:00	6 VISSER J Player IN <<----			
10:00	7 OOSTERBAAN R Player IN <<----			
10:00	11 KORVER C Player IN <<----			



## PLAY BY PLAY

文字比分播报

NED 49 vs 65 JPN

Attendance: 964

Game Time	NED - Netherlands	Score	Lead	JPN - Japan
10:00	15 van OOSTROM E Player IN <<----			
10:00				5 MASHIKO M Player IN <<----
10:00				15 AMIMOTO M Player IN <<----
10:00				12 TAKUBO I Player IN <<----
10:00				9 TAKABAYASHI M Player IN <<----
10:00				10 YOSHIDA E Player IN <<----
00:00	11 KORVER C Tap off situation, throw-in			
09:49	15 van OOSTROM E 2-Pts made (2 In)	24-33	-9	
09:23				9 TAKABAYASHI M 2-Pts missed (2 out)
09:25	15 van OOSTROM E Blocked Shot			
09:23	15 van OOSTROM E Defensive Rebound			
09:19	4 HUITZING I Offensive foul			
09:19	4 HUITZING I Turnover			
09:19				10 YOSHIDA E Foul On
09:19				10 YOSHIDA E Steal
09:01				9 TAKABAYASHI M 2-Pts missed (2 out)
08:54	4 HUITZING I Defensive Rebound			
08:53	4 HUITZING I 2-Pts paint made (2 In)	26-33	-7	
08:30				5 MASHIKO M 2-Pts missed (2 out)
08:29	4 HUITZING I Defensive Rebound			
08:19	7 OOSTERBAAN R 2-Pts paint made (2 In)	28-33	-5	
08:19	6 VISSER J Assist			
08:19				Time out
08:04	11 KORVER C Personal foul			
08:04				12 TAKUBO I Foul On
08:04		28-34	-6	12 TAKUBO I Free Throw made (1 In)
08:04		28-35	-7	12 TAKUBO I Free Throw made (1 In)
07:40	11 KORVER C 2-Pts missed (2 out)			
07:38	4 HUITZING I Offensive Rebound			
07:27	15 van OOSTROM E 2-Pts made (2 In)	30-35	-5	
07:25	7 OOSTERBAAN R Assist			
07:02		30-37	-7	12 TAKUBO I 2-Pts made (2 In)
06:33	11 KORVER C 2-Pts made (2 In)	32-37	-5	
06:17				15 AMIMOTO M 2-Pts missed (2 out)
06:15	4 HUITZING I Defensive Rebound			
06:02				5 MASHIKO M Personal foul
06:02	15 van OOSTROM E Foul On			
06:02	15 van OOSTROM E Free Throw made (1 In)	33-37	-4	
06:01	15 van OOSTROM E Free Throw missed (1 Out)			
05:59	4 HUITZING I Offensive Rebound			
05:38	11 KORVER C 2-Pts missed (2 out)			
05:36				10 YOSHIDA E Defensive Rebound



## PLAY BY PLAY

文字比分播报

NED 49 vs 65 JPN

Attendance: 964

Game Time	NED - Netherlands	Score	Lead	JPN - Japan
05:28	6 VISSER J Personal foul			
05:28				12 TAKUBO I Foul On
05:28	15 van OOSTROM E Player OUT ---->>			
05:28	9 GARNIER P Player IN <<----			
05:08		33-39	-6	12 TAKUBO I 2-Pts made (2 In)
05:06				5 MASHIKO M Assist
04:55				10 YOSHIDA E Personal foul
04:55	7 OOSTERBAAN R Foul On			
04:44	11 KORVER C 2-Pts paint made (2 In)	35-39	-4	
04:42	9 GARNIER P Assist			
04:30	9 GARNIER P Personal foul			
04:30				12 TAKUBO I Foul On
04:03				5 MASHIKO M 3-Pts missed (3 Out)
04:01	9 GARNIER P Defensive Rebound			
03:42	7 OOSTERBAAN R 2-Pts missed (2 out)			
03:40				5 MASHIKO M Defensive Rebound
03:32	7 OOSTERBAAN R Personal foul			
03:32				15 AMIMOTO M Foul On
03:32				5 MASHIKO M Player OUT ---->>
03:32				4 BETTO Y Player IN <<----
03:32	9 GARNIER P Player OUT ---->>			
03:32	15 van OOSTROM E Player IN <<----			
03:32				10 YOSHIDA E Player OUT ---->>
03:32				7 TANEDA K Player IN <<----
03:32		35-40	-5	15 AMIMOTO M Free Throw made (1 In)
03:32		35-41	-6	15 AMIMOTO M Free Throw made (1 In)
03:16	11 KORVER C 2 Pts paint missed (2 Out)			
03:08				9 TAKABAYASHI M Defensive Rebound
02:58				15 AMIMOTO M 2-Pts missed (2 out)
02:53	7 OOSTERBAAN R Defensive Rebound			
02:42	4 HUITZING I 2-Pts paint made (2 In)	37-41	-4	
02:41	11 KORVER C Assist			
02:16		37-43	-6	12 TAKUBO I 2-Pts made (2 In)
01:52	7 OOSTERBAAN R 2 Pts paint missed (2 Out)			
01:49	4 HUITZING I Offensive Rebound			
01:49	4 HUITZING I 2-Pts paint made (2 In)	39-43	-4	
01:37	4 HUITZING I Offensive Rebound			
01:37	4 HUITZING I 2 Pts paint missed (2 Out)			
01:19				15 AMIMOTO M 2 Pts paint missed (2 Out)
01:18	4 HUITZING I Defensive Rebound			
00:53	15 van OOSTROM E 2-Pts paint made (2 In)	41-43	-2	
00:51	7 OOSTERBAAN R Assist			



## PLAY BY PLAY

文字比分播报

NED 49 vs 65 JPN

Attendance: 964

Game Time	NED - Netherlands	Score	Lead	JPN - Japan
00:30				15 AMIMOTO M 2 Pts paint missed (2 Out)
00:28	7 OOSTERBAAN R Defensive Rebound			
00:16	7 OOSTERBAAN R 2-Pts missed (2 out)			
00:14				12 TAKUBO I Defensive Rebound
00:00				15 AMIMOTO M 3-Pts missed (3 Out)
00:00				15 AMIMOTO M Offensive Rebound
00:00		41-45	-4	15 AMIMOTO M 2-Pts made (2 In)

## FOURTH QUARTER

### Quarter Starters:

NED

JPN

Game Time	NED - Netherlands	Score	Lead	JPN - Japan
10:00	4 HUITZING I Player IN <<----			
10:00	6 VISSER J Player IN <<----			
10:00	7 OOSTERBAAN R Player IN <<----			
10:00	11 KORVER C Player IN <<----			
10:00	15 van OOSTROM E Player IN <<----			
10:00				5 MASHIKO M Player IN <<----
10:00				7 TANEDA K Player IN <<----
10:00				9 TAKABAYASHI M Player IN <<----
10:00				12 TAKUBO I Player IN <<----
10:00				15 AMIMOTO M Player IN <<----
00:00				5 MASHIKO M Tap off situation, throw-in
09:44		41-47	-6	12 TAKUBO I 2-Pts made (2 In)
09:42				5 MASHIKO M Assist
09:18				9 TAKABAYASHI M Personal foul
09:18	11 KORVER C Foul On			
09:18	6 VISSER J Player OUT ---->>			
09:18	4 HUITZING I Player OUT ---->>			
09:18	13 VAN BERGEN B Player IN <<----			
09:18	14 VERSLOOT C Player IN <<----			
09:01	15 van OOSTROM E 2 Pts paint missed (2 Out)			
09:01	11 KORVER C Offensive Rebound			
09:01	11 KORVER C Offensive Rebound			
09:01	11 KORVER C 2 Pts paint missed (2 Out)			
09:01				5 MASHIKO M Personal foul
09:01	11 KORVER C Foul On			
09:01	11 KORVER C Free Throw missed (1 Out)			
09:01	11 KORVER C Free Throw missed (1 Out)			
08:58	11 KORVER C Offensive Rebound			
08:52	15 van OOSTROM E 2-Pts missed (2 out)			



## PLAY BY PLAY

文字比分播报

NED 49 vs 65 JPN

Attendance: 964

Game Time	NED - Netherlands	Score	Lead	JPN - Japan
08:49				12 TAKUBO I Defensive Rebound
08:36		41-49	-8	12 TAKUBO I 2-Pts made (2 In)
08:34				5 MASHIKO M Assist
08:24				9 TAKABAYASHI M Steal
08:24	11 KORVER C Turnover			
08:22	14 VERSLOOT C Personal foul			
08:22				15 AMIMOTO M Foul On
08:22				15 AMIMOTO M Free Throw missed (1 Out)
08:22				15 AMIMOTO M Free Throw missed (1 Out)
08:19				5 MASHIKO M Offensive Rebound
08:14		41-51	-10	12 TAKUBO I 2-Pts paint made (2 In)
08:09				9 TAKABAYASHI M Assist
07:55	13 VAN BERGEN B 2-Pts paint made (2 In)	43-51	-8	
07:55	15 van OOSTROM E Assist			
07:30				12 TAKUBO I 2-Pts missed (2 out)
07:19				7 TANEDA K Offensive Rebound
07:25	13 VAN BERGEN B Steal			
07:25				7 TANEDA K Turnover
07:25	Time out			
06:41		43-53	-10	15 AMIMOTO M 2-Pts made (2 In)
06:39				12 TAKUBO I Assist
06:39	15 van OOSTROM E Fast Break			
06:17	15 van OOSTROM E 2-Pts made (2 In)	45-53	-8	
06:15	7 OOSTERBAAN R Assist			
06:00		45-55	-10	12 TAKUBO I 2-Pts paint made (2 In)
05:51				15 AMIMOTO M Assist
05:50	14 VERSLOOT C Turnover			
05:39				15 AMIMOTO M 2 Pts paint missed (2 Out)
05:37	13 VAN BERGEN B Defensive Rebound			
05:14	13 VAN BERGEN B 2 Pts paint missed (2 Out)			
05:12				7 TANEDA K Defensive Rebound
04:59				15 AMIMOTO M 2-Pts missed (2 out)
04:57	13 VAN BERGEN B Defensive Rebound			
04:35	15 van OOSTROM E 2-Pts paint made (2 In)	47-55	-8	
04:29	13 VAN BERGEN B Assist			
04:12	15 van OOSTROM E Blocked Shot			
04:08				7 TANEDA K 2-Pts missed (2 out)
04:02	13 VAN BERGEN B Defensive Rebound			
03:54	15 van OOSTROM E 2 Pts paint missed (2 Out)			
03:52				12 TAKUBO I Defensive Rebound
03:29				12 TAKUBO I 2 Pts paint missed (2 Out)
03:27	15 van OOSTROM E Defensive Rebound			



## PLAY BY PLAY

文字比分播报

NED 49 vs 65 JPN

Attendance: 964

Game Time	NED - Netherlands	Score	Lead	JPN - Japan
03:17	15 van OOSTROM E 2 Pts paint missed (2 Out)			
03:16				Defensive Rebound
03:16	15 van OOSTROM E Player OUT ---->>			
03:16	4 HUITZING I Player IN <<----			
02:58	7 OOSTERBAAN R Personal foul			
02:58				7 TANEDA K Foul On
02:58	Time out			
02:58		47-56	-9	7 TANEDA K Free Throw made (1 In)
02:58		47-57	-10	7 TANEDA K Free Throw made (1 In)
02:58	13 VAN BERGEN B Player OUT ---->>			
02:58	14 VERSLOOT C Player OUT ---->>			
02:58	6 VISSER J Player IN <<----			
02:58	15 van OOSTROM E Player IN <<----			
02:43	4 HUITZING I 2-Pts missed (2 out)			
02:41	6 VISSER J Offensive Rebound			
02:30	15 van OOSTROM E Turnover			
02:06		47-60	-13	12 TAKUBO I 3-Pts made (3 In)
01:40	6 VISSER J 2 Pts paint missed (2 Out)			
01:39				15 AMIMOTO M Defensive Rebound
01:35				9 TAKABAYASHI M Personal foul
01:35	11 KORVER C Foul On			
01:35	15 van OOSTROM E Player OUT ---->>			
01:35	9 GARNIER P Player IN <<----			
01:18	7 OOSTERBAAN R 2 Pts paint missed (2 Out)			
01:18	7 OOSTERBAAN R Offensive Rebound			
01:18	7 OOSTERBAAN R 2-Pts paint made (2 In)	49-60	-11	
01:00	4 HUITZING I Steal			
01:00				5 MASHIKO M Turnover
00:47				5 MASHIKO M Player OUT ---->>
00:47				6 URAMOTO M Player IN <<----
00:47	Time out			
00:44	9 GARNIER P Turnover			
00:44	9 GARNIER P Player OUT ---->>			
00:44	15 van OOSTROM E Player IN <<----			
00:44	15 van OOSTROM E Personal foul			
00:44				15 AMIMOTO M Foul On
00:40	15 van OOSTROM E Personal foul			
00:40				15 AMIMOTO M Foul On
00:38	7 OOSTERBAAN R Personal foul			
00:38				9 TAKABAYASHI M Foul On
00:38				9 TAKABAYASHI M Free Throw missed (1 Out)
00:38		49-61	-12	9 TAKABAYASHI M Free Throw made (1 In)





## PLAY BY PLAY

文字比分播报

**NED 49 vs 65 JPN**

**Attendance: 964**

Game Time	NED - Netherlands	Score	Lead	JPN - Japan
00:32	4 HUITZING I Offensive foul			
00:32	4 HUITZING I Turnover			
00:32				15 AMIMOTO M Foul On
00:32				15 AMIMOTO M Steal
00:27	15 van OOSTROM E Personal foul			
00:27				15 AMIMOTO M Foul On
00:27		49-62	-13	15 AMIMOTO M Free Throw made (1 In)
00:27		49-63	-14	15 AMIMOTO M Free Throw made (1 In)
00:12	11 KORVER C 2 Pts paint missed (2 Out)			
00:10				12 TAKUBO I Defensive Rebound
00:04		49-65	-16	6 URAMOTO M 2-Pts paint made (2 In)



## RESULTS

比赛成绩

### NED 22 vs 33 JPN

Attendance: 964

Referee: SAUNDERS Charles David (RSA)

Commissioner: VIVIERS Nico Maritz Malan (RSA)

Umpires: RADOMSKY Ziv (ISR); KUERZI Bill (USA)

Classifier: LACHANCE Anne (CAN)

		Q1		Q2	
Scoring by 5 min intervals:	NED	2	12	16	22
	JPN	7	21	27	33

#### NED - NETHERLANDS

No.	Name	Sport Class	MIN	Field Goals		2 Points		3 Points		Free Throws		Rebounds			AS	TO	ST	BS	PF	FO	PTS
				M/A	%	M/A	%	M/A	%	M/A	%	OR	DR	TOT							
*4	HUITZING Inge	4.5	09:00	1/4	25	1/2	50	0/2	0			2	1	3		2			2		2
*7	OOSTERBAAN Roos	1.5	20:00	1/2	50	1/2	50			0/1	0		2	2	2	2			1	1	2
*11	KORVER Cher	2.5	20:00	5/7	71	5/7	71								2						10
*13	VAN BERGEN Barbara	2.0	07:41	0/1	0	0/1	0														0
*14	VERSLOOT Carina	3.0	07:41	1/1	100	1/1	100					1		1		1			2	1	2
5	BOEKHOORN Patries	1.0	00:00																		0
6	VISSER Jitske	1.0	12:19	0/1	0	0/1	0									1					0
8	PIETERSE Fleur	2.5	00:00																		0
9	GARNIER Petra (C)	4.5	08:16	0/3	0	0/3	0					2	4	6	1						0
10	RAMAEKERS Brenda	4.5	00:00																		0
12	BRAAM Sandra	1.0	00:00																		0
15	van OOSTROM Elsbeth	4.5	15:03	3/11	27	3/11	27					2	5	7	2		1		1	2	6
Team/Coach															1						
<b>Totals</b>				11/30	37	11/28	39	0/2	0	0/1	0	9	12	21	5	9	1		6	5	22
<b>Coach</b>		LANSINK ROTGERINK Yvonne																			
<b>Assistant Coach</b>		van de BUNTE Kees																			

#### JPN - JAPAN

No.	Name	Sport Class	MIN	Field Goals		2 Points		3 Points		Free Throws		Rebounds			AS	TO	ST	BS	PF	FO	PTS
				M/A	%	M/A	%	M/A	%	M/A	%	OR	DR	TOT							
*5	MASHIKO Megumi	3.0	08:03	2/4	50	1/3	33	1/1	100				1	1	1						5
*9	TAKABAYASHI Mika (C)	1.5	15:57	2/3	67	2/3	67								2	1		2	1	4	
*10	YOSHIDA Erika	1.0	20:00	0/1	0	0/1	0							1	1			1		0	
*12	TAKUBO Ikumi	4.0	20:00	3/6	50	3/6	50					2	2	5					2	6	
*15	AMIMOTO Mari	4.5	20:00	7/12	58	7/11	64	0/1	0	2/4	50	4	4	1		1		1	3	16	
4	BETTO Yuka	3.0	07:54	1/1	100	1/1	100							1						2	
6	URAMOTO Miki	2.5	00:00																	0	
7	TANEDA Kimi	1.0	04:03									1	1					1		0	
8	KOSUZUKI Tomomi	3.5	00:00																	0	
11	KAWAKAMI Rie	1.0	00:00																	0	
13	SUGAHARA Naoko	4.5	00:00																	0	
14	SOEDA Tomoe	3.5	04:03	0/1	0			0/1	0			1	1	1						0	
Team/Coach																					
<b>Totals</b>				15/28	54	14/25	56	1/3	33	2/4	50	1	11	12	10	3	2		5	6	33
<b>Coach</b>		IWASA Yoshiaki																			
<b>Assistant Coach</b>		KIKUCHI Tetsuhiro																			

	NED	JPN
Points from Turnovers	2	4
Points in the Paint	18	16
Second Chance Points	6	0
Fast Break Points	0	0

	NED	JPN
Biggest Lead	2	11
Biggest Scoring Run	6-0(22-27)	10-0(2-10)
Lead Changes	2	
Times Tied	1	

#### Legend:

%	Shooting Percentage	(C)	Captain	*	Starters	AS	Assists
BS	Blocked Shots	DR	Defensive Rebounds	FO	Fouls On	M/A	Made/Attempts
MIN	Minutes Played	OR	Offensive Rebounds	PF	Fouls	PTS	Points
Qx	Quarter Time	ST	Steals	TO	Turnovers	TOT	Total Rebounds



## RESULTS

比赛成绩

### NED 49 vs 65 JPN

Attendance: 964

Referee: SAUNDERS Charles David (RSA)

Commissioner: VIVIERS Nico Maritz Malan (RSA)

Umpires: RADOMSKY Ziv (ISR); KUERZI Bill (USA)

Classifier: LACHANCE Anne (CAN)

Scoring by 5 min intervals:		Q1		Q2		Q3		Q4	
NED		2	12	16	22	33	41	45	49
JPN		7	21	27	33	39	45	55	65

#### NED - NETHERLANDS

No.	Name	Sport Class	MIN	Field Goals		2 Points		3 Points		Free Throws		Rebounds			AS	TO	ST	BS	PF	FO	PTS
				M/A	%	M/A	%	M/A	%	M/A	%	OR	DR	TOT							
*4	HUITZING Inge	4.5	22:58	4/9	44	4/7	57	0/2	0			6	5	11		4	1		4		8
*7	OOSTERBAAN Roos	1.5	40:00	3/8	38	3/8	38			0/1	0	1	4	5	5	2			4	2	6
*11	KORVER Cher	2.5	40:00	7/14	50	7/14	50			0/2	0	3		3	1	3			1	3	14
*13	VAN BERGEN Barbara	2.0	14:01	1/3	33	1/3	33						3	3	1		1				2
*14	VERSLOOT Carina	3.0	14:01	1/1	100	1/1	100					1		1		2			3	1	2
5	BOEKHOORN Patries	1.0	00:00																		0
6	VISSER Jitske	1.0	25:59	0/2	0	0/2	0					1		1	1	1			1	1	0
8	PIETERSE Fleur	2.5	00:00																		0
9	GARNIER Petra (C)	4.5	11:03	0/3	0	0/3	0					2	5	7	2	1			1		0
10	RAMAEKERS Brenda	4.5	00:00																		0
12	BRAAM Sandra	1.0	00:00																		0
15	van OOSTROM Elsbeth	4.5	31:58	8/20	40	8/20	40			1/2	50	2	7	9	3	1	1	2	4	3	17
Team/Coach																1					
<b>Totals</b>				24/60	40	24/58	41	0/2	0	1/5	20	18	24	42	13	15	3	2	18	10	49
<b>Coach</b>		LANSINK ROTGERINK Yvonne																			
<b>Assistant Coach</b>		van de BUNTE Kees																			

#### JPN - JAPAN

No.	Name	Sport Class	MIN	Field Goals		2 Points		3 Points		Free Throws		Rebounds			AS	TO	ST	BS	PF	FO	PTS
				M/A	%	M/A	%	M/A	%	M/A	%	OR	DR	TOT							
*5	MASHIKO Megumi	3.0	23:44	2/6	33	1/4	25	1/2	50			1	2	3	4	1			2		5
*9	TAKABAYASHI Mika (C)	1.5	35:57	2/5	40	2/5	40			1/2	50	1	1	1	1	2	2		4	2	5
*10	YOSHIDA Erika	1.0	26:28	0/1	0	0/1	0					1	1	1	1	1			2	1	0
*12	TAKUBO Ikumi	4.0	40:00	11/16	69	10/15	67	1/1	100	2/2	100		6	6	6					5	25
*15	AMIMOTO Mari	4.5	40:00	9/21	43	9/19	47	0/2	0	6/10	60	1	5	6	2				1	9	24
4	BETTO Yuka	3.0	11:26	1/1	100	1/1	100								1						2
6	URAMOTO Miki	2.5	00:47	1/1	100	1/1	100														2
7	TANEDA Kimi	1.0	17:35	0/1	0	0/1	0			2/2	100	1	2	3		1			1	1	2
8	KOSUZUKI Tomomi	3.5	00:00																		0
11	KAWAKAMI Rie	1.0	00:00																		0
13	SUGAHARA Naoko	4.5	00:00																		0
14	SOEDA Tomoe	3.5	04:03	0/1	0			0/1	0				1	1	1						0
Team/Coach																					
<b>Totals</b>				26/53	49	24/47	51	2/6	33	11/16	69	4	21	25	16	5	5		10	18	65
<b>Coach</b>		IWASA Yoshiaki																			
<b>Assistant Coach</b>		KIKUCHI Tetsuhiro																			

	NED	JPN
Points from Turnovers	2	9
Points in the Paint	36	22
Second Chance Points	12	4
Fast Break Points	2	0

	NED	JPN
Biggest Lead	2	16
Biggest Scoring Run	6-0(22-27)	10-0(2-10)
Lead Changes	2	
Times Tied	1	

#### Legend:

%	Shooting Percentage	(C)	Captain	*	Starters	AS	Assists
BS	Blocked Shots	DR	Defensive Rebounds	FO	Fouls On	M/A	Made/Attempts
MIN	Minutes Played	OR	Offensive Rebounds	OTx	Overtime	PF	Fouls
PTS	Points	Qx	Quarter Time	ST	Steals	TO	Turnovers
TOT	Total Rebounds						



## START LIST

首发名单

### CAN - CHN

**Referee:** GREGORY Christopher (GBR)  
**Umpires:** WELLS Matthew Brian (AUS); VILJANEN Seppo Olavi (CZE)

**Commissioner:** LOVE Greg (AUS)  
**Classifier:** RIBEIRO Maria Sonia (BRA)

#### CAN - Canada

No.	Name	Pos	Age	Sport Class	Current Games Statistics						
					PPG	FG%	3FG%	FT%	RPG	APG	MPG (GP)
4	KREMPIEN Jennifer	G	33	1.0	3.5	100		50	2.0	0.5	36:25 (2)
5	McLACHLAN Janet	C	31	4.5	4.5	36	0	50	4.0		08:17 (2)
6	OHAMA Kendra	G	43	2.5	5.0	42			0.5	0.5	20:04 (2)
7	OUELLET Cindy	F	19	3.5	5.0	56			2.0	3.0	09:53 (2)
8	FERGUSON Tracey	F	34	3.0	0.0	0			1.0		15:24 (1)
9	BENOIT Chantal (C)	F	47	3.5	7.0	43		25	3.5	1.5	17:23 (2)
10	HARNOCK Katie	G	25	2.5	7.5	54	100		3.5	0.5	18:50 (2)
11	PETTINICCHI Sabrina	G	36	1.5	5.0	24	0	0	3.0	1.5	28:15 (2)
12	FRANKS Lisa	G	26	1.0	0.5			50			05:01 (2)
13	RADKE Lori	F	42	4.5	3.5	43	0	50	5.0	2.0	13:45 (2)
14	THOMAS Misty	C	44	4.5	13.0	38	0	57	10.5	3.5	28:21 (2)
15	FESER Tara	C	28	4.5	1.0	25			2.5		06:01 (2)
Team			34.0		55.5	39	14	40	37.0	13.0	
<b>Coach</b>		FRICK Tim									
<b>Assistant Coach</b>		NICHOLSON Patricia					JOHNSON Bill				

CAN Played		
PR	NED	59-32
PR	JPN	52-55
PR	MEX	11 SEP

#### CHN - China

No.	Name	Pos	Age	Sport Class	Current Games Statistics						
					PPG	FG%	3FG%	FT%	RPG	APG	MPG (GP)
4	ZHANG Santao (C)	C	41	4.0	7.0	23	0	50	8.0	4.0	23:59 (1)
5	GU Li	C	26	4.5	0.0						00:00 (0)
6	HAO Wenhua	C	19	4.0	5.0	29		50	6.0		15:28 (1)
7	FU Yongqing	C	28	4.0	16.5	44		33	14.5	1.0	38:24 (2)
8	YANG Chao	C	22	4.0	3.5	27	0	33	2.0	1.5	18:17 (2)
9	PENG Fengling	F	23	4.0	0.0						00:00 (0)
10	CHEN Damei	F	21	3.0	8.5	47	25	0	3.0	3.5	25:19 (2)
11	CHEN Qjurong	G	25	1.0	5.0	36		0	2.0	2.0	35:00 (2)
12	LIU Mihuan	G	25	1.5	9.0	62		33	2.5	2.0	40:00 (2)
13	LI Yanhua	G	25	1.5	0.0						10:00 (1)
14	CAO Qiuping	F	29	3.0	1.0	11		0	6.0	2.0	12:37 (2)
15	ZHENG Donghuai	F	26	2.5	0.0						04:08 (1)
Team			25.8		49.5	38	14	29	37.0	14.0	
<b>Coach</b>		LIU Tiehua									
<b>Assistant Coach</b>		ZHANG Chunling									

CHN Played		
PR	JPN	46-49
PR	MEX	53-37
PR	NED	11 SEP

**Legend:**

3FG%	3 Field Goals %	APG	Assists per Game	C	Centre	F	Forward
FG%	Field Goals %	FT%	Free Throws %	G	Guard	GP	Games Played
MPG	Minutes Played per Game	Pos	Playing Position	PPG	Points per Game	PR	Preliminary Round
RPG	Rebounds per Game						



## PLAY BY PLAY

文字比分播报

**CAN 34 vs 17 CHN**

**Attendance: 8201**

Scoring by 5 min intervals:

	Q1		Q2	
CAN	16	22	28	34
CHN	2	6	15	17

### FIRST QUARTER

#### Quarter Starters:

**CAN** 4 KREMPIEN J      7 OUELLET C      9 BENOIT C      11 PETTINICCHI S      14 THOMAS M  
**CHN** 7 FU Y      8 YANG C      10 CHEN D      11 CHEN Q      12 LIU M

Game Time	CAN - Canada	Score	Lead	CHN - China
10:00	4 KREMPIEN J Player IN <<<<<<			
10:00	7 OUELLET C Player IN <<<<<<			
10:00	9 BENOIT C Player IN <<<<<<			
10:00	11 PETTINICCHI S Player IN <<<<<<			
10:00	14 THOMAS M Player IN <<<<<<			
10:00				7 FU Y Player IN <<<<<<
10:00				8 YANG C Player IN <<<<<<
10:00				10 CHEN D Player IN <<<<<<
10:00				11 CHEN Q Player IN <<<<<<
10:00				12 LIU M Player IN <<<<<<
10:00	14 THOMAS M Tap off won			7 FU Y Tap off lost
09:50	14 THOMAS M 2 Pts paint missed (2 Out)			
09:50	7 OUELLET C Offensive Rebound			
09:50	7 OUELLET C 2-Pts paint made (2 In)	2-0	+2	
09:50				10 CHEN D Personal foul
09:50	7 OUELLET C Foul On			
09:49	7 OUELLET C Free Throw missed (1 Out)			
09:45	14 THOMAS M Offensive Rebound			
09:45	14 THOMAS M 2-Pts paint made (2 In)	4-0	+4	
09:22				12 LIU M 2 Pts paint missed (2 Out)
09:20	14 THOMAS M Defensive Rebound			
09:12	9 BENOIT C 2 Pts paint missed (2 Out)			
09:05				7 FU Y Defensive Rebound
09:05				10 CHEN D Turnover
08:58	14 THOMAS M 3-Pts made (3 In)	7-0	+7	
08:56	9 BENOIT C Assist			
08:34		7-2	+5	11 CHEN Q 2-Pts paint made (2 In)
08:17	9 BENOIT C 2 Pts paint missed (2 Out)			
08:14				12 LIU M Defensive Rebound
08:10	9 BENOIT C Steal			
08:10				7 FU Y Turnover
08:04	14 THOMAS M 2-Pts paint made (2 In)	9-2	+7	
08:04				7 FU Y Personal foul
08:04	14 THOMAS M Foul On			



## PLAY BY PLAY

文字比分播报

**CAN 34 vs 17 CHN**

**Attendance: 8201**

Game Time	CAN - Canada	Score	Lead	CHN - China
08:04				Time out
08:04	14 THOMAS M Free Throw made (1 In)	10-2	+8	
07:50				12 LIU M 2 Pts paint missed (2 Out)
07:48	11 PETTINICCHI S Defensive Rebound			
07:38	9 BENOIT C Turnover			
07:31				10 CHEN D Turnover
07:25	11 PETTINICCHI S 2-Pts paint made (2 In)	12-2	+10	
07:23	14 THOMAS M Assist			
07:05				11 CHEN Q Offensive foul
07:05				11 CHEN Q Turnover
07:05	11 PETTINICCHI S Foul On			
06:50	14 THOMAS M 3-Pts missed (3 Out)			
06:47	11 PETTINICCHI S Offensive Rebound			
06:40	9 BENOIT C 2 Pts paint missed (2 Out)			
06:37	9 BENOIT C Offensive Rebound			
06:37	9 BENOIT C 2 Pts paint missed (2 Out)			
06:29	9 BENOIT C Offensive Rebound			
06:29	9 BENOIT C 2-Pts paint made (2 In)	14-2	+12	
06:20				12 LIU M Offensive foul
06:20				12 LIU M Turnover
06:20	7 QUELLET C Foul On			
06:12	14 THOMAS M 2-Pts missed (2 out)			
06:10				7 FU Y Defensive Rebound
05:57				7 FU Y 2-Pts missed (2 out)
05:56				7 FU Y Offensive Rebound
05:44				8 YANG C 2 Pts paint missed (2 Out)
05:39				11 CHEN Q Offensive Rebound
05:39				11 CHEN Q 2 Pts paint missed (2 Out)
05:32				12 LIU M Offensive Rebound
05:30				7 FU Y 2 Pts paint missed (2 Out)
05:26	14 THOMAS M Defensive Rebound			
05:13	4 KREMPIEN J 2-Pts made (2 In)	16-2	+14	
05:11	9 BENOIT C Assist			
05:00				12 LIU M Turnover
05:00	14 THOMAS M Steal			
04:57	9 BENOIT C 2-Pts paint made (2 In)	18-2	+16	
04:55	14 THOMAS M Assist			
04:33				8 YANG C 2-Pts missed (2 out)
04:33	Defensive Rebound			
04:21	9 BENOIT C Fast Break			
04:19	9 BENOIT C 2-Pts paint made (2 In)	20-2	+18	
04:18	7 QUELLET C Assist			



## PLAY BY PLAY

文字比分播报

CAN 34 vs 17 CHN

Attendance: 8201

Game Time	CAN - Canada	Score	Lead	CHN - China
03:47				10 CHEN D 2 Pts paint missed (2 Out)
03:45	14 THOMAS M Defensive Rebound			
03:39	9 BENOIT C 2 Pts paint missed (2 Out)			
03:38				8 YANG C Defensive Rebound
03:24		20-4	+16	7 FU Y 2-Pts paint made (2 In)
03:21				12 LIU M Assist
03:02	7 QUELLET C Turnover			
03:02				12 LIU M Steal
02:46				7 FU Y 2 Pts paint missed (2 Out)
02:43	14 THOMAS M Defensive Rebound			
02:36				11 CHEN Q Personal foul
02:36	9 BENOIT C Foul On			
02:36	9 BENOIT C Free Throw missed (1 Out)			
02:36	9 BENOIT C Free Throw missed (1 Out)			
02:35	14 THOMAS M Offensive Rebound			
02:29	11 PETTINICCHI S 2-Pts missed (2 out)			
02:28				8 YANG C Defensive Rebound
02:23				12 LIU M Turnover
02:08	7 QUELLET C 2-Pts missed (2 out)			
02:08	Offensive Rebound			
02:08				10 CHEN D Personal foul
02:08	9 BENOIT C Foul On			
02:08	9 BENOIT C Free Throw missed (1 Out)			
02:08	9 BENOIT C Free Throw missed (1 Out)			
02:05				7 FU Y Defensive Rebound
01:50		20-6	+14	7 FU Y 2-Pts paint made (2 In)
01:49				10 CHEN D Assist
01:41				7 FU Y Personal foul
01:41	7 QUELLET C Foul On			
01:41	7 QUELLET C Free Throw missed (1 Out)			
01:41	7 QUELLET C Free Throw missed (1 Out)			
01:38				8 YANG C Defensive Rebound
01:26				11 CHEN Q 2-Pts missed (2 out)
01:24	7 QUELLET C Defensive Rebound			
01:09	4 KREMPIEN J 2 Pts paint missed (2 Out)			
01:08	7 QUELLET C Offensive Rebound			
01:08	7 QUELLET C 2 Pts paint missed (2 Out)			
01:08				7 FU Y Technical foul
01:08	14 THOMAS M Free Throw missed (1 Out)			
01:08	14 THOMAS M Free Throw missed (1 Out)			
00:48	14 THOMAS M 2-Pts missed (2 out)			
00:44	14 THOMAS M Offensive Rebound			



## PLAY BY PLAY

文字比分播报

CAN 34 vs 17 CHN

Attendance: 8201

Game Time	CAN - Canada	Score	Lead	CHN - China
00:44				8 YANG C Personal foul
00:44	14 THOMAS M Foul On			
00:44	14 THOMAS M Free Throw made (1 In)	21-6	+15	
00:44	14 THOMAS M Free Throw made (1 In)	22-6	+16	
00:28				11 CHEN Q 2 Pts paint missed (2 Out)
00:26	14 THOMAS M Defensive Rebound			
00:20	9 BENOIT C Turnover			
00:20				11 CHEN Q Steal
00:00				8 YANG C 3-Pts missed (3 Out)

## SECOND QUARTER

### Quarter Starters:

CAN 13 RADKE L                      6 OHAMA K                      10 HARNOCK K                      7 OUELLET C                      4 KREMPIEN J  
CHN 14 CAO Q                      7 FU Y                      8 YANG C                      13 LI Y                      12 LIU M

Game Time	CAN - Canada	Score	Lead	CHN - China
10:00	13 RADKE L Player IN <<-----			
10:00	6 OHAMA K Player IN <<-----			
10:00	10 HARNOCK K Player IN <<-----			
10:00	7 OUELLET C Player IN <<-----			
10:00	4 KREMPIEN J Player IN <<-----			
10:00				14 CAO Q Player IN <<-----
10:00				7 FU Y Player IN <<-----
10:00				8 YANG C Player IN <<-----
10:00				13 LI Y Player IN <<-----
10:00				12 LIU M Player IN <<-----
09:59				Tap off situation, throw-in
09:50	6 OHAMA K Personal foul			
09:50				8 YANG C Foul On
09:50		22-7	+15	8 YANG C Free Throw made (1 In)
09:48				8 YANG C Free Throw missed (1 Out)
09:46				8 YANG C Offensive Rebound
09:41	7 OUELLET C Steal			
09:41				8 YANG C Turnover
09:31	13 RADKE L Turnover			
09:17				14 CAO Q 2-Pts missed (2 out)
09:15	13 RADKE L Defensive Rebound			
08:57				13 LI Y Personal foul
08:57	13 RADKE L Foul On			
08:57	13 RADKE L Free Throw missed (1 Out)			
08:57	13 RADKE L Free Throw missed (1 Out)			
08:54				7 FU Y Defensive Rebound
08:39				12 LIU M 2 Pts paint missed (2 Out)





## PLAY BY PLAY

文字比分播报

CAN 34 vs 17 CHN

Attendance: 8201

Game Time	CAN - Canada	Score	Lead	CHN - China
08:37				12 LIU M Offensive Rebound
08:35	10 HARNOCK K Steal			
08:35				12 LIU M Turnover
08:19	7 OUELLET C 2-Pts paint made (2 In)	24-7	+17	
08:19	13 RADKE L Assist			
08:10	13 RADKE L Steal			
08:10				8 YANG C Turnover
07:54	4 KREMPIEN J Turnover			
07:54				7 FU Y Steal
07:37		24-9	+15	14 CAO Q 2-Pts paint made (2 In)
07:34				12 LIU M Assist
07:13	10 HARNOCK K 2-Pts made (2 In)	26-9	+17	
07:12	7 OUELLET C Assist			
06:52		26-11	+15	13 LI Y 2-Pts paint made (2 In)
06:50				12 LIU M Assist
06:26	10 HARNOCK K 2-Pts made (2 In)	28-11	+17	
06:25	6 OHAMA K Assist			
06:06		28-13	+15	14 CAO Q 2-Pts made (2 In)
05:45	6 OHAMA K 2-Pts missed (2 out)			
05:43	13 RADKE L Offensive Rebound			
05:30	13 RADKE L 2 Pts paint missed (2 Out)			
05:28				Defensive Rebound
05:28				4 ZHANG S Player IN <<----
05:28				8 YANG C Player OUT ---->>
05:07		28-15	+13	13 LI Y 2-Pts paint made (2 In)
05:07				14 CAO Q Assist
05:07	Time out			
04:48	10 HARNOCK K 2-Pts made (2 In)	30-15	+15	
04:46	6 OHAMA K Assist			
04:25	6 OHAMA K Steal			
04:25				14 CAO Q Turnover
04:11	10 HARNOCK K 2-Pts paint made (2 In)	32-15	+17	
04:11	13 RADKE L Assist			
04:04				4 ZHANG S Turnover
04:04	13 RADKE L Steal			
03:53	10 HARNOCK K 2 Pts paint missed (2 Out)			
03:53	Offensive Rebound			
03:53	11 PETTINICCHI S Player IN <<----			
03:53	15 FESER T Player IN <<----			
03:53	6 OHAMA K Player OUT ---->>			
03:53	7 OUELLET C Player OUT ---->>			
03:44	10 HARNOCK K 2-Pts missed (2 out)			



## PLAY BY PLAY

文字比分播报

CAN 34 vs 17 CHN

Attendance: 8201

Game Time	CAN - Canada	Score	Lead	CHN - China
03:43				7 FU Y Defensive Rebound
03:36	13 RADKE L Steal			
03:36				7 FU Y Turnover
03:24	15 FESER T 2-Pts missed (2 out)			
03:22	Offensive Rebound			
03:16	15 FESER T 3-Pts missed (3 Out)			
03:14				4 ZHANG S Defensive Rebound
03:03				4 ZHANG S Foul On
03:03	4 KREMPIEN J Personal foul			
03:03				4 ZHANG S Free Throw missed (1 Out)
03:02				4 ZHANG S Free Throw missed (1 Out)
02:58				7 FU Y Offensive Rebound
02:58				7 FU Y 2 Pts paint missed (2 Out)
02:58				4 ZHANG S Personal foul
02:58	13 RADKE L Foul On			
02:58	12 FRANKS L Player IN <<----			
02:58	4 KREMPIEN J Player OUT ---->>			
02:58	Defensive Rebound			
02:48	13 RADKE L 2 Pts paint missed (2 Out)			
02:48				4 ZHANG S Blocked Shot
02:48	Offensive Rebound			
02:43	11 PETTINICCHI S Turnover			
02:43				12 LIU M Steal
02:40	13 RADKE L Personal foul			
02:40				7 FU Y Foul On
02:30				14 CAO Q 2-Pts missed (2 out)
02:26	11 PETTINICCHI S Defensive Rebound			
02:06	12 FRANKS L 2 Pts paint missed (2 Out)			
02:04				4 ZHANG S Defensive Rebound
02:00				13 LI Y 2 Pts paint missed (2 Out)
02:00	10 HARNOCK K Blocked Shot			
02:00				Offensive Rebound
02:00	5 McLACHLAN J Player IN <<----			
02:00	13 RADKE L Player OUT ---->>			
01:46				7 FU Y 2 Pts paint missed (2 Out)
01:43				12 LIU M Offensive Rebound
01:40				7 FU Y 2 Pts paint missed (2 Out)
01:38	10 HARNOCK K Defensive Rebound			
01:31	10 HARNOCK K Turnover			
01:20				12 LIU M 2 Pts paint missed (2 Out)
01:18	15 FESER T Defensive Rebound			
00:56	15 FESER T 2 Pts paint missed (2 Out)			



## PLAY BY PLAY

文字比分播报

**CAN 34 vs 17 CHN**

**Attendance: 8201**

Game Time	CAN - Canada	Score	Lead	CHN - China
00:54				4 ZHANG S Defensive Rebound
00:44				13 LI Y Fast Break
00:42		32-17	+15	13 LI Y 2-Pts paint made (2 In)
00:20	5 McLACHLAN J 2-Pts made (2 In)	34-17	+17	
00:18	11 PETTINICCHI S Assist			
00:06				7 FU Y Turnover
00:06	Time out			
00:02	15 FESER T Turnover			
00:02	10 HARNOCK K Steal			
00:02				12 LIU M Turnover



## PLAY BY PLAY

文字比分播报

CAN 62 vs 44 CHN

Attendance: 8201

Scoring by 5 min intervals:		Q1		Q2		Q3		Q4	
CAN		16	22	28	34	44	48	54	62
CHN		2	6	15	17	23	31	36	44

### FIRST QUARTER

#### Quarter Starters:

**CAN** 4 KREMPIEN J      7 OUELLET C      9 BENOIT C      11 PETTINICCHI S      14 THOMAS M  
**CHN** 7 FU Y      8 YANG C      10 CHEN D      11 CHEN Q      12 LIU M

Game Time	CAN - Canada	Score	Lead	CHN - China
10:00	4 KREMPIEN J Player IN <<<<<<			
10:00	7 OUELLET C Player IN <<<<<<			
10:00	9 BENOIT C Player IN <<<<<<			
10:00	11 PETTINICCHI S Player IN <<<<<<			
10:00	14 THOMAS M Player IN <<<<<<			
10:00				7 FU Y Player IN <<<<<<
10:00				8 YANG C Player IN <<<<<<
10:00				10 CHEN D Player IN <<<<<<
10:00				11 CHEN Q Player IN <<<<<<
10:00				12 LIU M Player IN <<<<<<
10:00	14 THOMAS M Tap off won			7 FU Y Tap off lost
09:50	14 THOMAS M 2 Pts paint missed (2 Out)			
09:50	7 OUELLET C Offensive Rebound			
09:50	7 OUELLET C 2-Pts paint made (2 In)	2-0	+2	
09:50				10 CHEN D Personal foul
09:50	7 OUELLET C Foul On			
09:49	7 OUELLET C Free Throw missed (1 Out)			
09:45	14 THOMAS M Offensive Rebound			
09:45	14 THOMAS M 2-Pts paint made (2 In)	4-0	+4	
09:22				12 LIU M 2 Pts paint missed (2 Out)
09:20	14 THOMAS M Defensive Rebound			
09:12	9 BENOIT C 2 Pts paint missed (2 Out)			
09:05				7 FU Y Defensive Rebound
09:05				10 CHEN D Turnover
08:58	14 THOMAS M 3-Pts made (3 In)	7-0	+7	
08:56	9 BENOIT C Assist			
08:34		7-2	+5	11 CHEN Q 2-Pts paint made (2 In)
08:17	9 BENOIT C 2 Pts paint missed (2 Out)			
08:14				12 LIU M Defensive Rebound
08:10	9 BENOIT C Steal			
08:10				7 FU Y Turnover
08:04	14 THOMAS M 2-Pts paint made (2 In)	9-2	+7	
08:04				7 FU Y Personal foul
08:04	14 THOMAS M Foul On			



## PLAY BY PLAY

文字比分播报

CAN 62 vs 44 CHN

Attendance: 8201

Game Time	CAN - Canada	Score	Lead	CHN - China
08:04				Time out
08:04	14 THOMAS M Free Throw made (1 In)	10-2	+8	
07:50				12 LIU M 2 Pts paint missed (2 Out)
07:48	11 PETTINICCHI S Defensive Rebound			
07:38	9 BENOIT C Turnover			
07:31				10 CHEN D Turnover
07:25	11 PETTINICCHI S 2-Pts paint made (2 In)	12-2	+10	
07:23	14 THOMAS M Assist			
07:05				11 CHEN Q Offensive foul
07:05				11 CHEN Q Turnover
07:05	11 PETTINICCHI S Foul On			
06:50	14 THOMAS M 3-Pts missed (3 Out)			
06:47	11 PETTINICCHI S Offensive Rebound			
06:40	9 BENOIT C 2 Pts paint missed (2 Out)			
06:37	9 BENOIT C Offensive Rebound			
06:37	9 BENOIT C 2 Pts paint missed (2 Out)			
06:29	9 BENOIT C Offensive Rebound			
06:29	9 BENOIT C 2-Pts paint made (2 In)	14-2	+12	
06:20				12 LIU M Offensive foul
06:20				12 LIU M Turnover
06:20	7 QUELLET C Foul On			
06:12	14 THOMAS M 2-Pts missed (2 out)			
06:10				7 FU Y Defensive Rebound
05:57				7 FU Y 2-Pts missed (2 out)
05:56				7 FU Y Offensive Rebound
05:44				8 YANG C 2 Pts paint missed (2 Out)
05:39				11 CHEN Q Offensive Rebound
05:39				11 CHEN Q 2 Pts paint missed (2 Out)
05:32				12 LIU M Offensive Rebound
05:30				7 FU Y 2 Pts paint missed (2 Out)
05:26	14 THOMAS M Defensive Rebound			
05:13	4 KREMPIEN J 2-Pts made (2 In)	16-2	+14	
05:11	9 BENOIT C Assist			
05:00				12 LIU M Turnover
05:00	14 THOMAS M Steal			
04:57	9 BENOIT C 2-Pts paint made (2 In)	18-2	+16	
04:55	14 THOMAS M Assist			
04:33				8 YANG C 2-Pts missed (2 out)
04:33	Defensive Rebound			
04:21	9 BENOIT C Fast Break			
04:19	9 BENOIT C 2-Pts paint made (2 In)	20-2	+18	
04:18	7 QUELLET C Assist			



## PLAY BY PLAY

文字比分播报

CAN 62 vs 44 CHN

Attendance: 8201

Game Time	CAN - Canada	Score	Lead	CHN - China
03:47				10 CHEN D 2 Pts paint missed (2 Out)
03:45	14 THOMAS M Defensive Rebound			
03:39	9 BENOIT C 2 Pts paint missed (2 Out)			
03:38				8 YANG C Defensive Rebound
03:24		20-4	+16	7 FU Y 2-Pts paint made (2 In)
03:21				12 LIU M Assist
03:02	7 QUELLET C Turnover			
03:02				12 LIU M Steal
02:46				7 FU Y 2 Pts paint missed (2 Out)
02:43	14 THOMAS M Defensive Rebound			
02:36				11 CHEN Q Personal foul
02:36	9 BENOIT C Foul On			
02:36	9 BENOIT C Free Throw missed (1 Out)			
02:36	9 BENOIT C Free Throw missed (1 Out)			
02:35	14 THOMAS M Offensive Rebound			
02:29	11 PETTINICCHI S 2-Pts missed (2 out)			
02:28				8 YANG C Defensive Rebound
02:23				12 LIU M Turnover
02:08	7 QUELLET C 2-Pts missed (2 out)			
02:08	Offensive Rebound			
02:08				10 CHEN D Personal foul
02:08	9 BENOIT C Foul On			
02:08	9 BENOIT C Free Throw missed (1 Out)			
02:08	9 BENOIT C Free Throw missed (1 Out)			
02:05				7 FU Y Defensive Rebound
01:50		20-6	+14	7 FU Y 2-Pts paint made (2 In)
01:49				10 CHEN D Assist
01:41				7 FU Y Personal foul
01:41	7 QUELLET C Foul On			
01:41	7 QUELLET C Free Throw missed (1 Out)			
01:41	7 QUELLET C Free Throw missed (1 Out)			
01:38				8 YANG C Defensive Rebound
01:26				11 CHEN Q 2-Pts missed (2 out)
01:24	7 QUELLET C Defensive Rebound			
01:09	4 KREMPIEN J 2 Pts paint missed (2 Out)			
01:08	7 QUELLET C Offensive Rebound			
01:08	7 QUELLET C 2 Pts paint missed (2 Out)			
01:08				7 FU Y Technical foul
01:08	14 THOMAS M Free Throw missed (1 Out)			
01:08	14 THOMAS M Free Throw missed (1 Out)			
00:48	14 THOMAS M 2-Pts missed (2 out)			
00:44	14 THOMAS M Offensive Rebound			



## PLAY BY PLAY

文字比分播报

CAN 62 vs 44 CHN

Attendance: 8201

Game Time	CAN - Canada	Score	Lead	CHN - China
00:44				8 YANG C Personal foul
00:44	14 THOMAS M Foul On			
00:44	14 THOMAS M Free Throw made (1 In)	21-6	+15	
00:44	14 THOMAS M Free Throw made (1 In)	22-6	+16	
00:28				11 CHEN Q 2 Pts paint missed (2 Out)
00:26	14 THOMAS M Defensive Rebound			
00:20	9 BENOIT C Turnover			
00:20				11 CHEN Q Steal
00:00				8 YANG C 3-Pts missed (3 Out)

## SECOND QUARTER

### Quarter Starters:

CAN 13 RADKE L                      6 OHAMA K                      10 HARNOCK K                      7 OUELLET C                      4 KREMPIEN J  
CHN 14 CAO Q                      7 FU Y                      8 YANG C                      13 LI Y                      12 LIU M

Game Time	CAN - Canada	Score	Lead	CHN - China
10:00	13 RADKE L Player IN <<-----			
10:00	6 OHAMA K Player IN <<-----			
10:00	10 HARNOCK K Player IN <<-----			
10:00	7 OUELLET C Player IN <<-----			
10:00	4 KREMPIEN J Player IN <<-----			
10:00				14 CAO Q Player IN <<-----
10:00				7 FU Y Player IN <<-----
10:00				8 YANG C Player IN <<-----
10:00				13 LI Y Player IN <<-----
10:00				12 LIU M Player IN <<-----
09:59				Tap off situation, throw-in
09:50	6 OHAMA K Personal foul			
09:50				8 YANG C Foul On
09:50		22-7	+15	8 YANG C Free Throw made (1 In)
09:48				8 YANG C Free Throw missed (1 Out)
09:46				8 YANG C Offensive Rebound
09:41	7 OUELLET C Steal			
09:41				8 YANG C Turnover
09:31	13 RADKE L Turnover			
09:17				14 CAO Q 2-Pts missed (2 out)
09:15	13 RADKE L Defensive Rebound			
08:57				13 LI Y Personal foul
08:57	13 RADKE L Foul On			
08:57	13 RADKE L Free Throw missed (1 Out)			
08:57	13 RADKE L Free Throw missed (1 Out)			
08:54				7 FU Y Defensive Rebound
08:39				12 LIU M 2 Pts paint missed (2 Out)



## PLAY BY PLAY

文字比分播报

CAN 62 vs 44 CHN

Attendance: 8201

Game Time	CAN - Canada	Score	Lead	CHN - China
08:37				12 LIU M Offensive Rebound
08:35	10 HARNOCK K Steal			
08:35				12 LIU M Turnover
08:19	7 OUELLET C 2-Pts paint made (2 In)	24-7	+17	
08:19	13 RADKE L Assist			
08:10	13 RADKE L Steal			
08:10				8 YANG C Turnover
07:54	4 KREMPIEN J Turnover			
07:54				7 FU Y Steal
07:37		24-9	+15	14 CAO Q 2-Pts paint made (2 In)
07:34				12 LIU M Assist
07:13	10 HARNOCK K 2-Pts made (2 In)	26-9	+17	
07:12	7 OUELLET C Assist			
06:52		26-11	+15	13 LI Y 2-Pts paint made (2 In)
06:50				12 LIU M Assist
06:26	10 HARNOCK K 2-Pts made (2 In)	28-11	+17	
06:25	6 OHAMA K Assist			
06:06		28-13	+15	14 CAO Q 2-Pts made (2 In)
05:45	6 OHAMA K 2-Pts missed (2 out)			
05:43	13 RADKE L Offensive Rebound			
05:30	13 RADKE L 2 Pts paint missed (2 Out)			
05:28				Defensive Rebound
05:28				4 ZHANG S Player IN <<----
05:28				8 YANG C Player OUT ---->>
05:07		28-15	+13	13 LI Y 2-Pts paint made (2 In)
05:07				14 CAO Q Assist
05:07	Time out			
04:48	10 HARNOCK K 2-Pts made (2 In)	30-15	+15	
04:46	6 OHAMA K Assist			
04:25	6 OHAMA K Steal			
04:25				14 CAO Q Turnover
04:11	10 HARNOCK K 2-Pts paint made (2 In)	32-15	+17	
04:11	13 RADKE L Assist			
04:04				4 ZHANG S Turnover
04:04	13 RADKE L Steal			
03:53	10 HARNOCK K 2 Pts paint missed (2 Out)			
03:53	Offensive Rebound			
03:53	11 PETTINICCHI S Player IN <<----			
03:53	15 FESER T Player IN <<----			
03:53	6 OHAMA K Player OUT ---->>			
03:53	7 OUELLET C Player OUT ---->>			
03:44	10 HARNOCK K 2-Pts missed (2 out)			





## PLAY BY PLAY

文字比分播报

CAN 62 vs 44 CHN

Attendance: 8201

Game Time	CAN - Canada	Score	Lead	CHN - China
03:43				7 FU Y Defensive Rebound
03:36	13 RADKE L Steal			
03:36				7 FU Y Turnover
03:24	15 FESER T 2-Pts missed (2 out)			
03:22	Offensive Rebound			
03:16	15 FESER T 3-Pts missed (3 Out)			
03:14				4 ZHANG S Defensive Rebound
03:03				4 ZHANG S Foul On
03:03	4 KREMPIEN J Personal foul			
03:03				4 ZHANG S Free Throw missed (1 Out)
03:02				4 ZHANG S Free Throw missed (1 Out)
02:58				7 FU Y Offensive Rebound
02:58				7 FU Y 2 Pts paint missed (2 Out)
02:58				4 ZHANG S Personal foul
02:58	13 RADKE L Foul On			
02:58	12 FRANKS L Player IN <<----			
02:58	4 KREMPIEN J Player OUT ---->>			
02:58	Defensive Rebound			
02:48	13 RADKE L 2 Pts paint missed (2 Out)			
02:48				4 ZHANG S Blocked Shot
02:48	Offensive Rebound			
02:43	11 PETTINICCHI S Turnover			
02:43				12 LIU M Steal
02:40	13 RADKE L Personal foul			
02:40				7 FU Y Foul On
02:30				14 CAO Q 2-Pts missed (2 out)
02:26	11 PETTINICCHI S Defensive Rebound			
02:06	12 FRANKS L 2 Pts paint missed (2 Out)			
02:04				4 ZHANG S Defensive Rebound
02:00				13 LI Y 2 Pts paint missed (2 Out)
02:00	10 HARNOCK K Blocked Shot			
02:00				Offensive Rebound
02:00	5 McLACHLAN J Player IN <<----			
02:00	13 RADKE L Player OUT ---->>			
01:46				7 FU Y 2 Pts paint missed (2 Out)
01:43				12 LIU M Offensive Rebound
01:40				7 FU Y 2 Pts paint missed (2 Out)
01:38	10 HARNOCK K Defensive Rebound			
01:31	10 HARNOCK K Turnover			
01:20				12 LIU M 2 Pts paint missed (2 Out)
01:18	15 FESER T Defensive Rebound			
00:56	15 FESER T 2 Pts paint missed (2 Out)			



## PLAY BY PLAY

文字比分播报

CAN 62 vs 44 CHN

Attendance: 8201

Game Time	CAN - Canada	Score	Lead	CHN - China
00:54				4 ZHANG S Defensive Rebound
00:44				13 LI Y Fast Break
00:42		32-17	+15	13 LI Y 2-Pts paint made (2 In)
00:20	5 McLACHLAN J 2-Pts made (2 In)	34-17	+17	
00:18	11 PETTINICCHI S Assist			
00:06				7 FU Y Turnover
00:06	Time out			
00:02	15 FESER T Turnover			
00:02	10 HARNOCK K Steal			
00:02				12 LIU M Turnover

## THIRD QUARTER

### Quarter Starters:

CAN 14 THOMAS M      12 FRANKS L      11 PETTINICCHI S      8 FERGUSON T      9 BENOIT C  
CHN 12 LIU M      7 FU Y      14 CAO Q      13 LI Y      4 ZHANG S

Game Time	CAN - Canada	Score	Lead	CHN - China
10:00				12 LIU M Player IN <<----
10:00				7 FU Y Player IN <<----
10:00				14 CAO Q Player IN <<----
10:00				13 LI Y Player IN <<----
10:00				4 ZHANG S Player IN <<----
10:00	14 THOMAS M Player IN <<----			
10:00	12 FRANKS L Player IN <<----			
10:00	11 PETTINICCHI S Player IN <<----			
10:00	8 FERGUSON T Player IN <<----			
10:00	9 BENOIT C Player IN <<----			
10:00	Tap off situation, throw-in			
09:53	14 THOMAS M 3-Pts missed (3 Out)			
09:50				7 FU Y Defensive Rebound
09:45				14 CAO Q 2-Pts missed (2 out)
09:45	14 THOMAS M Defensive Rebound			
09:45	9 BENOIT C 2 Pts paint missed (2 Out)			
09:45				7 FU Y Defensive Rebound
09:35		34-19	+15	4 ZHANG S 2-Pts paint made (2 In)
09:33				13 LI Y Assist
09:10	8 FERGUSON T 2-Pts made (2 In)	36-19	+17	
09:08	9 BENOIT C Assist			
08:38				13 LI Y 2 Pts paint missed (2 Out)
08:37	11 PETTINICCHI S Defensive Rebound			
08:22				13 LI Y Personal foul
08:22	9 BENOIT C Foul On			
08:22	9 BENOIT C Free Throw missed (1 Out)			



## PLAY BY PLAY

文字比分播报

CAN 62 vs 44 CHN

Attendance: 8201

Game Time	CAN - Canada	Score	Lead	CHN - China
08:21	9 BENOIT C Free Throw missed (1 Out)			
08:18	8 FERGUSON T Offensive Rebound			
08:12	11 PETTINICCHI S 2 Pts paint missed (2 Out)			
08:10				4 ZHANG S Defensive Rebound
07:57				12 LIU M Turnover
07:57	14 THOMAS M Steal			
07:57	14 THOMAS M Turnover			
07:31		36-21	+15	7 FU Y 2-Pts made (2 In)
07:08	14 THOMAS M 2-Pts paint made (2 In)	38-21	+17	
06:47				4 ZHANG S 2-Pts missed (2 out)
06:45	14 THOMAS M Defensive Rebound			
06:29	12 FRANKS L 2-Pts paint made (2 In)	40-21	+19	
06:15	14 THOMAS M Steal			
06:15				12 LIU M Turnover
06:06	11 PETTINICCHI S 2 Pts paint missed (2 Out)			
06:03	9 BENOIT C Offensive Rebound			
06:03	9 BENOIT C 2-Pts paint made (2 In)	42-21	+21	
05:44		42-23	+19	13 LI Y 2-Pts paint made (2 In)
05:40				4 ZHANG S Assist
05:28	14 THOMAS M Foul On			
05:28				4 ZHANG S Personal foul
05:28				8 YANG C Player IN <<----
05:28				4 ZHANG S Player OUT ---->>
05:28	14 THOMAS M Free Throw made (1 In)	43-23	+20	
05:28	14 THOMAS M Free Throw made (1 In)	44-23	+21	
05:28	13 RADKE L Player IN <<----			
05:28	14 THOMAS M Player OUT ---->>			
05:12				13 LI Y 2 Pts paint missed (2 Out)
05:10	13 RADKE L Defensive Rebound			
04:48	8 FERGUSON T 2-Pts missed (2 out)			
04:46				7 FU Y Defensive Rebound
04:45				7 FU Y Turnover
04:45	9 BENOIT C Steal			
04:45	8 FERGUSON T Personal foul			
04:45				8 YANG C Foul On
04:26				8 YANG C 3-Pts missed (3 Out)
04:23	13 RADKE L Defensive Rebound			
04:22				8 YANG C Personal foul
04:22	9 BENOIT C Foul On			
04:22	9 BENOIT C Free Throw missed (1 Out)			
04:22	9 BENOIT C Free Throw missed (1 Out)			
04:18				7 FU Y Defensive Rebound



## PLAY BY PLAY

文字比分播报

CAN 62 vs 44 CHN

Attendance: 8201

Game Time	CAN - Canada	Score	Lead	CHN - China
04:08				12 LIU M 2-Pts missed (2 out)
04:05				12 LIU M Offensive Rebound
03:51		44-25	+19	13 LI Y 2-Pts paint made (2 In)
03:49				7 FU Y Assist
03:35	13 RADKE L 2 Pts paint missed (2 Out)			
03:33	13 RADKE L Offensive Rebound			
03:33	13 RADKE L 2-Pts paint made (2 In)	46-25	+21	
03:26				7 FU Y Turnover
03:22	8 FERGUSON T 2 Pts paint missed (2 Out)			
03:20				14 CAO Q Defensive Rebound
03:03	13 RADKE L Personal foul			
03:03				12 LIU M Foul On
03:03				11 CHEN Q Player IN <<----
03:03				12 LIU M Free Throw missed (1 Out)
03:03				12 LIU M Free Throw missed (1 Out)
03:03	Defensive Rebound			
03:03				12 LIU M Player OUT ---->>
03:03	7 QUELLET C Player IN <<----			
03:03	4 KREMPIEN J Player IN <<----			
03:03	8 FERGUSON T Player OUT ---->>			
03:03	11 PETTINICCHI S Player OUT ---->>			
02:47	9 BENOIT C Turnover			
02:47				7 FU Y Steal
02:42				13 LI Y 2 Pts paint missed (2 Out)
02:42	13 RADKE L Blocked Shot			
02:42				Offensive Rebound
02:31				8 YANG C 3-Pts missed (3 Out)
02:29				7 FU Y Offensive Rebound
02:18		46-27	+19	14 CAO Q 2-Pts paint made (2 In)
01:53	9 BENOIT C 2-Pts missed (2 out)			
01:52				7 FU Y Defensive Rebound
01:40				13 LI Y 2 Pts paint missed (2 Out)
01:37				14 CAO Q Offensive Rebound
01:37				14 CAO Q 2 Pts paint missed (2 Out)
01:35	4 KREMPIEN J Defensive Rebound			
01:33				14 CAO Q Turnover
01:33	14 THOMAS M Player IN <<----			
01:33	13 RADKE L Player OUT ---->>			
01:12	7 QUELLET C 3-Pts missed (3 Out)			
01:11	4 KREMPIEN J Offensive Rebound			
01:11	4 KREMPIEN J Turnover			
00:48		46-29	+17	7 FU Y 2-Pts paint made (2 In)



## PLAY BY PLAY

文字比分播报

CAN 62 vs 44 CHN

Attendance: 8201

Game Time	CAN - Canada	Score	Lead	CHN - China
00:46				11 CHEN Q Assist
00:33	14 THOMAS M 3-Pts missed (3 Out)			
00:33				8 YANG C Defensive Rebound
00:33	14 THOMAS M Personal foul			
00:33				8 YANG C Foul On
00:16		46-31	+15	8 YANG C 2-Pts paint made (2 In)
00:14				7 FU Y Assist
00:00	4 KREMPIEN J 2-Pts made (2 In)	48-31	+17	

## FOURTH QUARTER

### Quarter Starters:

CAN

CHN

Game Time	CAN - Canada	Score	Lead	CHN - China
10:00	5 McLACHLAN J Player IN <<-----			
10:00	10 HARNOCK K Player IN <<-----			
10:00	11 PETTINICCHI S Player IN <<-----			
10:00	15 FESER T Player IN <<-----			
10:00	4 KREMPIEN J Player IN <<-----			
10:00				14 CAO Q Player IN <<-----
10:00				11 CHEN Q Player IN <<-----
10:00				8 YANG C Player IN <<-----
10:00				13 LI Y Player IN <<-----
10:00				7 FU Y Player IN <<-----
09:56				Tap off situation, throw-in
09:49	5 McLACHLAN J Personal foul			
09:49				7 FU Y Foul On
09:49		48-32	+16	7 FU Y Free Throw made (1 In)
09:48				7 FU Y Free Throw missed (1 Out)
09:45	15 FESER T Defensive Rebound			
09:30	10 HARNOCK K 2-Pts missed (2 out)			
09:28				14 CAO Q Defensive Rebound
09:13				8 YANG C 2-Pts missed (2 out)
09:10	5 McLACHLAN J Defensive Rebound			
08:54	10 HARNOCK K 2 Pts paint missed (2 Out)			
08:53				14 CAO Q Defensive Rebound
08:38				13 LI Y 2 Pts paint missed (2 Out)
08:36	5 McLACHLAN J Defensive Rebound			
08:22	5 McLACHLAN J 2-Pts paint made (2 In)	50-32	+18	
08:20	10 HARNOCK K Assist			
07:58		50-34	+16	14 CAO Q 2-Pts made (2 In)
07:40	5 McLACHLAN J 2-Pts paint made (2 In)	52-34	+18	



## PLAY BY PLAY

文字比分播报

CAN 62 vs 44 CHN

Attendance: 8201

Game Time	CAN - Canada	Score	Lead	CHN - China
07:39	11 PETTINICCHI S Assist			
07:23		52-36	+16	11 CHEN Q 2-Pts paint made (2 In)
07:04	15 FESER T 2-Pts made (2 In)	54-36	+18	
07:02	11 PETTINICCHI S Assist			
06:40				7 FU Y 2-Pts missed (2 out)
06:37	11 PETTINICCHI S Defensive Rebound			
06:20	15 FESER T 2-Pts missed (2 out)			
06:19				7 FU Y Defensive Rebound
06:06				8 YANG C 2 Pts paint missed (2 Out)
06:05	5 McLACHLAN J Defensive Rebound			
05:43	10 HARNOCK K 2-Pts missed (2 out)			
05:41				14 CAO Q Defensive Rebound
05:29				14 CAO Q 2-Pts missed (2 out)
05:27	15 FESER T Defensive Rebound			
05:19	15 FESER T Turnover			
05:19				14 CAO Q Steal
05:07				7 FU Y 2-Pts missed (2 out)
05:05	5 McLACHLAN J Defensive Rebound			
04:50	10 HARNOCK K 2-Pts paint made (2 In)	56-36	+20	
04:30				7 FU Y 2 Pts paint missed (2 Out)
04:27	15 FESER T Defensive Rebound			
04:19				11 CHEN Q Steal
04:19	4 KREMPIEN J Turnover			
04:04		56-38	+18	7 FU Y 2-Pts paint made (2 In)
04:01				11 CHEN Q Assist
03:43	11 PETTINICCHI S 2-Pts missed (2 out)			
03:42				Defensive Rebound
03:42	6 OHAMA K Player IN <<----			
03:42	10 HARNOCK K Player OUT ---->>			
03:26				7 FU Y 2 Pts paint missed (2 Out)
03:21	11 PETTINICCHI S Defensive Rebound			
03:10	5 McLACHLAN J 2-Pts paint made (2 In)	58-38	+20	
03:09	15 FESER T Assist			
02:51		58-40	+18	14 CAO Q 2-Pts paint made (2 In)
02:51				14 CAO Q Foul On
02:51	5 McLACHLAN J Personal foul			
02:51				13 LI Y Assist
02:51	11 PETTINICCHI S Player OUT ---->>			
02:51	12 FRANKS L Player IN <<----			
02:51				14 CAO Q Free Throw missed (1 Out)
02:48				7 FU Y Offensive Rebound
02:45				7 FU Y 2 Pts paint missed (2 Out)



## PLAY BY PLAY

文字比分播报

**CAN 62 vs 44 CHN**

**Attendance: 8201**

Game Time	CAN - Canada	Score	Lead	CHN - China
02:43	5 McLACHLAN J Defensive Rebound			
02:37	5 McLACHLAN J Turnover			
02:24		58-42	+16	14 CAO Q 2-Pts made (2 In)
02:03	15 FESER T 2-Pts paint made (2 In)	60-42	+18	
02:01	5 McLACHLAN J Assist			
01:44				7 FU Y 2 Pts paint missed (2 Out)
01:43	5 McLACHLAN J Defensive Rebound			
01:29	15 FESER T 2-Pts paint made (2 In)	62-42	+20	
01:13				13 LI Y Turnover
01:04	6 OHAMA K 3-Pts missed (3 Out)			
01:04				Defensive Rebound
00:44		62-44	+18	11 CHEN Q 2-Pts paint made (2 In)
00:42				14 CAO Q Assist
00:23	15 FESER T 2 Pts paint missed (2 Out)			
00:21				7 FU Y Defensive Rebound
00:01				13 LI Y 2-Pts missed (2 out)
00:00	6 OHAMA K Defensive Rebound			



## RESULTS

比赛成绩

### CAN 34 vs 17 CHN

Attendance: 8201

Referee: GREGORY Christopher (GBR)

Commissioner: LOVE Greg (AUS)

Umpires: WELLS Matthew Brian (AUS); VILJANEN Seppo Olavi (CZE)

Classifier: RIBEIRO Maria Sonia (BRA)

		Q1		Q2	
Scoring by 5 min intervals:	CAN	16	22	28	34
	CHN	2	6	15	17

#### CAN - CANADA

No.	Name	Sport Class	MIN	Field Goals		2 Points		3 Points		Free Throws		Rebounds			AS	TO	ST	BS	PF	FO	PTS
				M/A	%	M/A	%	M/A	%	M/A	%	OR	DR	TOT							
*4	KREMPIEN Jennifer	1.0	17:02	1/2	50	1/2	50									1				1	2
*7	OUELLET Cindy	3.5	16:07	2/4	50	2/4	50			0/3	0	2	1	3	2	1	1			3	4
*9	BENOIT Chantal (C)	3.5	10:00	3/8	38	3/8	38			0/4	0	2		2	2	2	1			2	6
*11	PETTINICCHI Sabrina	1.5	13:53	1/2	50	1/2	50					1	2	3	1	1				1	2
*14	THOMAS Misty	4.5	10:00	3/7	43	2/5	40	1/2	50	3/5	60	3	5	8	2		1			2	10
5	McLACHLAN Janet	4.5	02:00	1/1	100	1/1	100														2
6	OHAMA Kendra	2.5	06:07	0/1	0	0/1	0								2		1		1		0
8	FERGUSON Tracey	3.0	00:00																		0
10	HARNOCK Katie	2.5	10:00	4/6	67	4/6	67						1	1		1	2	1			8
12	FRANKS Lisa	1.0	02:58	0/1	0	0/1	0														0
13	RADKE Lori	4.5	08:00	0/2	0	0/2	0			0/2	0	1	1	2	2	1	3		1	2	0
15	FESER Tara	4.5	03:53	0/3	0	0/2	0	0/1	0				1	1		1					0
Team/Coach																					
<b>Totals</b>				15/37	41	14/34	41	1/3	33	3/14	21	13	13	26	11	8	9	1	3	10	34
<b>Coach</b>		FRICK Tim																			
<b>Assistant Coach</b>		NICHOLSON Patricia									JOHNSON Bill										

#### CHN - CHINA

No.	Name	Sport Class	MIN	Field Goals		2 Points		3 Points		Free Throws		Rebounds			AS	TO	ST	BS	PF	FO	PTS
				M/A	%	M/A	%	M/A	%	M/A	%	OR	DR	TOT							
*7	FU Yongqing	4.0	20:00	2/8	25	2/8	25					2	5	7		3	1		3	1	4
*8	YANG Chao	4.0	14:32	0/3	0	0/2	0	0/1	0	1/2	50	1	3	4		2			1	1	1
*10	CHEN Damei	3.0	10:00	0/1	0	0/1	0								1	2			2		0
*11	CHEN Qiorong	1.0	10:00	1/4	25	1/4	25					1		1		1	1		2		2
*12	LIU Mihuan	1.5	20:00	0/4	0	0/4	0					3	1	4	3	5	2		1		0
4	ZHANG Santao (C)	4.0	05:28							0/2	0		3	3		1		1	1	1	0
5	GU Li	4.5	00:00																		0
6	HAO Wenhua	4.0	00:00																		0
9	PENG Fengling	4.0	00:00																		0
13	LI Yanhua	1.5	10:00	3/4	75	3/4	75												1		6
14	CAO Qiuping	3.0	10:00	2/4	50	2/4	50								1	1					4
15	ZHENG Donghui	2.5	00:00																		0
Team/Coach																					
<b>Totals</b>				8/28	29	8/27	30	0/1	0	1/4	25	8	13	21	5	15	4	1	11	3	17
<b>Coach</b>		LIU Tiehua																			
<b>Assistant Coach</b>		ZHANG Chunling																			

	CAN	CHN
Points from Turnovers	15	2
Points in the Paint	18	14
Second Chance Points	12	0
Fast Break Points	2	2

	CAN	CHN
Biggest Lead	18	0
Biggest Scoring Run	13-0(20-2)	4-0(20-6)
Lead Changes	1	
Times Tied	0	

#### Legend:

%	Shooting Percentage	(C)	Captain	*	Starters	AS	Assists
BS	Blocked Shots	DR	Defensive Rebounds	FO	Fouls On	M/A	Made/Attempts
MIN	Minutes Played	OR	Offensive Rebounds	PF	Fouls	PTS	Points
Qx	Quarter Time	ST	Steals	TO	Turnovers	TOT	Total Rebounds





## RESULTS

比赛成绩

### CAN 62 vs 44 CHN

Attendance: 8201

Referee: GREGORY Christopher (GBR)

Commissioner: LOVE Greg (AUS)

Umpires: WELLS Matthew Brian (AUS); VILJANEN Seppo Olavi (CZE)

Classifier: RIBEIRO Maria Sonia (BRA)

		Q1		Q2		Q3		Q4	
Scoring by 5 min intervals:	CAN	16	22	28	34	44	48	54	62
	CHN	2	6	15	17	23	31	36	44

#### CAN - CANADA

No.	Name	Sport Class	MIN	Field Goals		2 Points		3 Points		Free Throws		Rebounds			AS	TO	ST	BS	PF	FO	PTS
				M/A	%	M/A	%	M/A	%	M/A	%	OR	DR	TOT							
*4	KREMPIEN Jennifer	1.0	30:05	2/3	67	2/3	67					1	1	2		3			1		4
*7	OUELLET Cindy	3.5	19:10	2/5	40	2/4	50	0/1	0	0/3	0	2	1	3	2	1	1			3	4
*9	BENOIT Chantal (C)	3.5	20:00	4/11	36	4/11	36			0/8	0	3		3	3	3	2			4	8
*11	PETTINICCHI Sabrina	1.5	27:59	1/5	20	1/5	20					1	5	6	3	1				1	2
*14	THOMAS Misty	4.5	16:05	4/10	40	3/6	50	1/4	25	5/7	71	3	7	10	2	1	3		1	3	14
5	McLACHLAN Janet	4.5	12:00	4/4	100	4/4	100						6	6	1	1			2		8
6	OHAMA Kendra	2.5	09:49	0/2	0	0/1	0	0/1	0				1	1	2		1		1		0
8	FERGUSON Tracey	3.0	06:57	1/3	33	1/3	33					1		1					1		2
10	HARNOCK Katie	2.5	16:18	5/10	50	5/10	50						1	1	1	1	2	1			10
12	FRANKS Lisa	1.0	15:49	1/2	50	1/2	50														2
13	RADKE Lori	4.5	11:55	1/4	25	1/4	25			0/2	0	2	3	5	2	1	3	1	2	2	2
15	FESER Tara	4.5	13:53	3/8	38	3/7	43	0/1	0				4	4	1	2					6
Team/Coach																					
<b>Totals</b>				28/67	42	27/60	45	1/7	14	5/20	25	17	32	49	17	14	12	2	8	13	62
<b>Coach</b>		FRICK Tim																			
<b>Assistant Coach</b>		NICHOLSON Patricia									JOHNSON Bill										

#### CHN - CHINA

No.	Name	Sport Class	MIN	Field Goals		2 Points		3 Points		Free Throws		Rebounds			AS	TO	ST	BS	PF	FO	PTS
				M/A	%	M/A	%	M/A	%	M/A	%	OR	DR	TOT							
*7	FU Yongqing	4.0	40:00	5/17	29	5/17	29			1/2	50	4	12	16	2	5	2		3	2	11
*8	YANG Chao	4.0	30:00	1/8	13	1/5	20	0/3	0	1/2	50	1	4	5	2				2	3	3
*10	CHEN Damei	3.0	10:00	0/1	0	0/1	0								1	2			2		0
*11	CHEN Qiorong	1.0	23:03	3/6	50	3/6	50					1		1	2	1	2		2		6
*12	LIU Mihuan	1.5	26:57	0/5	0	0/5	0			0/2	0	4	1	5	3	7	2		1	1	0
4	ZHANG Santao (C)	4.0	10:00	1/2	50	1/2	50			0/2	0		4	4	1	1		1	2	1	2
5	GU Li	4.5	00:00																		0
6	HAO Wenhua	4.0	00:00																		0
9	PENG Fengling	4.0	00:00																		0
13	LI Yanhua	1.5	30:00	5/12	42	5/12	42								2	1			2		10
14	CAO Qiuping	3.0	30:00	6/11	55	6/11	55			0/1	0	1	4	5	2	2	1			1	12
15	ZHENG Donghui	2.5	00:00																		0
Team/Coach																					
<b>Totals</b>				21/62	34	21/59	36	0/3	0	2/9	22	13	28	41	13	21	7	1	14	8	44
<b>Coach</b>		LIU Tiehua																			
<b>Assistant Coach</b>		ZHANG Chunling																			

	CAN	CHN
Points from Turnovers	17	10
Points in the Paint	38	34
Second Chance Points	16	6
Fast Break Points	2	2

	CAN	CHN
Biggest Lead	21	0
Biggest Scoring Run	13-0(20-2)	6-0(46-31)
Lead Changes	1	
Times Tied	0	

#### Legend:

%	Shooting Percentage	(C)	Captain	*	Starters	AS	Assists
BS	Blocked Shots	DR	Defensive Rebounds	FO	Fouls On	M/A	Made/Attempts
MIN	Minutes Played	OR	Offensive Rebounds	OTx	Overtime	PF	Fouls
PTS	Points	Qx	Quarter Time	ST	Steals	TO	Turnovers
TOT	Total Rebounds						



## START LIST

首发名单

### MEX - CAN

**Referee:** PURSGLOVE Ian Robert (GBR)  
**Umpires:** JIN Zhuo (CHN); VILJANEN Seppo Olavi (CZE)

**Commissioner:** de KNOCK Luc D H M (BEL)  
**Classifier:** DINH Trian Tan (FRA)

#### MEX - Mexico

No.	Name	Pos	Age	Sport Class	Current Games Statistics						
					PPG	FG%	3FG%	FT%	RPG	APG	MPG (GP)
4	VAZQUEZ SUAREZ C		42	2.5	2.7	40		0	2.3		16:32 (3)
5	RODRIGUEZ VELAZQU.	G	41	2.0	0.7	25		0	3.0		20:00 (3)
6	TORRES LOPEZ Rocio	C	34	3.5	2.7	25	0		7.0	0.3	23:52 (3)
7	ESTRADA BERNAL F	C	18	4.0	5.3	26		36	6.0	0.3	18:42 (3)
8	PEREZ PACHECO Anaisa	G	16	2.5	0.0						00:00 (0)
9	VAZQUEZ D. L (C)	F	42	4.0	18.0	40	17	31	13.0	3.3	37:24 (3)
10	CAMARA ARANGO Rosa	F	51	3.0	1.3	50			1.7	0.3	11:59 (3)
11	TORRES R. A	G	41	3.0	0.7	17			0.7		05:57 (3)
12	MIRANDA Claudia Magali	G	30	3.0	6.0	42	0	100	1.7	1.7	19:43 (3)
13	GUZMAN ACOSTA R	F	31	3.0	3.0	50		33	2.0		07:00 (1)
14	VERA Rosa Herlinda	G	43	2.0	0.0						10:22 (1)
15	GARCIA AMADOR Wendy	G	27	1.0	0.7	6	0	0	3.7	1.3	40:00 (3)
Team			34.7		39.0	32	12	32	39.7	7.3	
<b>Coach</b>		DAVILA Aaron									
<b>Assistant Coach</b>		PIMENTEL Rene									

MEX Played		
PR	NED	46-59
PR	JPN	34-52
PR	CHN	37-53

#### CAN - Canada

No.	Name	Pos	Age	Sport Class	Current Games Statistics						
					PPG	FG%	3FG%	FT%	RPG	APG	MPG (GP)
4	KREMPIEN Jennifer	G	33	1.0	3.7	83		50	2.0	0.3	34:18 (3)
5	McLACHLAN Janet	C	31	4.5	5.7	53	0	50	4.7	0.3	09:31 (3)
6	OHAMA Kendra	G	43	2.5	3.3	36	0		0.7	1.0	16:39 (3)
7	OUELLET Cindy	F	19	3.5	4.7	50	0	0	2.3	2.7	12:59 (3)
8	FERGUSON Tracey	F	34	3.0	1.0	14			1.0		11:10 (2)
9	BENOIT Chantal (C)	F	47	3.5	7.3	40		13	3.3	2.0	18:15 (3)
10	HARNOCK Katie	G	25	2.5	8.3	52	100		2.7	0.7	17:59 (3)
11	PETTINICCHI Sabrina	G	36	1.5	4.0	23	0	0	4.0	2.0	28:10 (3)
12	FRANKS Lisa	G	26	1.0	1.0	50		50			08:37 (3)
13	RADKE Lori	F	42	4.5	3.0	36	0	25	5.0	2.0	13:08 (3)
14	THOMAS Misty	C	44	4.5	13.3	38	17	64	10.3	3.0	24:15 (3)
15	FESER Tara	C	28	4.5	2.7	33	0		3.0	0.3	08:38 (3)
Team			34.0		57.7	40	14	33	38.7	14.3	
<b>Coach</b>		FRICK Tim									
<b>Assistant Coach</b>		NICHOLSON Patricia					JOHNSON Bill				

CAN Played		
PR	NED	59-32
PR	JPN	52-55
PR	CHN	62-44

#### Legend:

3FG%	3 Field Goals %	APG	Assists per Game	C	Centre	F	Forward
FG%	Field Goals %	FT%	Free Throws %	G	Guard	GP	Games Played
MPG	Minutes Played per Game	Pos	Playing Position	PPG	Points per Game	PR	Preliminary Round
RPG	Rebounds per Game						



## PLAY BY PLAY

文字比分播报

MEX 14 vs 31 CAN

Attendance: 1567

Scoring by 5 min intervals:

	Q1		Q2	
MEX	4	6	10	14
CAN	8	12	25	31

### FIRST QUARTER

#### Quarter Starters:

**MEX** 5 RODRIGUEZ VELAZQU. 6 TORRES LOPEZ R 9 VAZQUEZ D. L 10 CAMARA ARANGO R 15 GARCIA AMADOR W  
**CAN** 4 KREMPIEN J 6 OHAMA K 9 BENOIT C 10 HARNOCK K 14 THOMAS M

Game Time	MEX - Mexico	Score	Lead	CAN - Canada
10:00	5 RODRIGUEZ VELAZQU. Player IN <<-----			
10:00	6 TORRES LOPEZ R Player IN <<-----			
10:00	9 VAZQUEZ D. L Player IN <<-----			
10:00	10 CAMARA ARANGO R Player IN <<-----			
10:00	15 GARCIA AMADOR W Player IN <<-----			
10:00				4 KREMPIEN J Player IN <<-----
10:00				6 OHAMA K Player IN <<-----
10:00				9 BENOIT C Player IN <<-----
10:00				10 HARNOCK K Player IN <<-----
10:00				14 THOMAS M Player IN <<-----
10:00	6 TORRES LOPEZ R Tap off lost			14 THOMAS M Tap off won
09:46		0-2	-2	6 OHAMA K 2-Pts paint made (2 In)
09:45				9 BENOIT C Assist
09:26	9 VAZQUEZ D. L 2-Pts paint made (2 In)	2-2	0	
08:59				9 BENOIT C 3-Pts missed (3 Out)
08:57				10 HARNOCK K Offensive Rebound
08:57		2-4	-2	10 HARNOCK K 2-Pts paint made (2 In)
08:35	5 RODRIGUEZ VELAZQU. Turnover			
08:24				14 THOMAS M 2-Pts missed (2 out)
08:21	6 TORRES LOPEZ R Defensive Rebound			
08:18	6 TORRES LOPEZ R Turnover			
08:18				10 HARNOCK K Steal
08:12		2-6	-4	9 BENOIT C 2-Pts paint made (2 In)
08:10				10 HARNOCK K Assist
07:43	9 VAZQUEZ D. L 2-Pts made (2 In)	4-6	-2	
07:32				9 BENOIT C 2 Pts paint missed (2 Out)
07:30	5 RODRIGUEZ VELAZQU. Defensive Rebound			
07:23	15 GARCIA AMADOR W Turnover			
06:58				9 BENOIT C 2 Pts paint missed (2 Out)
06:56	9 VAZQUEZ D. L Defensive Rebound			
06:47	6 TORRES LOPEZ R Turnover			
06:47				14 THOMAS M Steal
06:47				Turnover
06:15	6 TORRES LOPEZ R Turnover			



## PLAY BY PLAY

文字比分播报

MEX 14 vs 31 CAN

Attendance: 1567

Game Time	MEX - Mexico	Score	Lead	CAN - Canada
06:15				14 THOMAS M Steal
06:09				9 BENOIT C 2-Pts missed (2 out)
06:08	Defensive Rebound			
05:46	10 CAMARA ARANGO R 2-Pts missed (2 out)			
05:40	6 TORRES LOPEZ R Offensive Rebound			
05:40	6 TORRES LOPEZ R 2 Pts paint missed (2 Out)			
05:38				14 THOMAS M Defensive Rebound
05:35				9 BENOIT C Fast Break
05:34		4-8	-4	9 BENOIT C 2-Pts paint made (2 In)
05:12	9 VAZQUEZ D. L 2-Pts missed (2 out)			
05:10				14 THOMAS M Defensive Rebound
05:01				6 OHAMA K Turnover
04:49	15 GARCIA AMADOR W Turnover			
04:49				9 BENOIT C Steal
04:42	5 RODRIGUEZ VELAZQU. Personal foul			
04:42				9 BENOIT C Foul On
04:42				9 BENOIT C Free Throw missed (1 Out)
04:41				9 BENOIT C Free Throw missed (1 Out)
04:39	9 VAZQUEZ D. L Defensive Rebound			
04:14	9 VAZQUEZ D. L 2-Pts missed (2 out)			
04:12				10 HARNOCK K Defensive Rebound
04:11	5 RODRIGUEZ VELAZQU. Personal foul			
04:11				14 THOMAS M Foul On
04:04				14 THOMAS M 3-Pts missed (3 Out)
04:03	6 TORRES LOPEZ R Defensive Rebound			
03:44	6 TORRES LOPEZ R Turnover			
03:44				14 THOMAS M Steal
03:32		4-10	-6	9 BENOIT C 2-Pts paint made (2 In)
03:32				14 THOMAS M Assist
03:32	Time out			
03:29	10 CAMARA ARANGO R Player OUT ---->>			
03:29	11 TORRES R. A Player IN <<----			
03:29	5 RODRIGUEZ VELAZQU. Player OUT ---->>			
03:29	4 VAZQUEZ SUAREZ C Player IN <<----			
03:18	9 VAZQUEZ D. L Turnover			
03:18				4 KREMPIEN J Steal
03:18	6 TORRES LOPEZ R Personal foul			
03:18				14 THOMAS M Foul On
03:09				14 THOMAS M 2-Pts missed (2 out)
03:07	11 TORRES R. A Defensive Rebound			
02:46	Turnover			
02:35				9 BENOIT C 2 Pts paint missed (2 Out)



## PLAY BY PLAY

文字比分播报

MEX 14 vs 31 CAN

Attendance: 1567

Game Time	MEX - Mexico	Score	Lead	CAN - Canada
02:33				9 BENOIT C Offensive Rebound
02:30				14 THOMAS M 2 Pts paint missed (2 Out)
02:30				14 THOMAS M Offensive Rebound
02:30		4-12	-8	14 THOMAS M 2-Pts paint made (2 In)
02:30	9 VAZQUEZ D. L Personal foul			
02:30				14 THOMAS M Foul On
02:29				14 THOMAS M Free Throw missed (1 Out)
02:24	6 TORRES LOPEZ R Defensive Rebound			
02:04	9 VAZQUEZ D. L 2 Pts paint missed (2 Out)			
02:02				14 THOMAS M Defensive Rebound
01:53				4 KREMPIEN J 2 Pts paint missed (2 Out)
01:51	6 TORRES LOPEZ R Defensive Rebound			
01:50	6 TORRES LOPEZ R Turnover			
01:50				9 BENOIT C Steal
01:41				14 THOMAS M 2 Pts paint missed (2 Out)
01:36	11 TORRES R. A Defensive Rebound			
01:31	Turnover			
01:31				4 KREMPIEN J Player OUT ---->>
01:31				14 THOMAS M Player OUT ---->>
01:31				9 BENOIT C Player OUT ---->>
01:31				7 OUELLET C Player IN <<----
01:31				13 RADKE L Player IN <<----
01:31				12 FRANKS L Player IN <<----
01:23				7 OUELLET C 3-Pts missed (3 Out)
01:21	6 TORRES LOPEZ R Defensive Rebound			
01:05	15 GARCIA AMADOR W 2-Pts paint made (2 In)	6-12	-6	
01:03	11 TORRES R. A Assist			
01:03				Time out
00:46				7 OUELLET C 2 Pts paint missed (2 Out)
00:44	11 TORRES R. A Defensive Rebound			
00:24				13 RADKE L Personal foul
00:24	4 VAZQUEZ SUAREZ C Foul On			
00:06	11 TORRES R. A 2-Pts missed (2 out)			
00:04				13 RADKE L Defensive Rebound

## SECOND QUARTER

### Quarter Starters:

MEX 15 GARCIA AMADOR W    4 VAZQUEZ SUAREZ C    9 VAZQUEZ D. L    6 TORRES LOPEZ R    11 TORRES R. A  
CAN 12 FRANKS L    5 McLACHLAN J    4 KREMPIEN J    7 OUELLET C    9 BENOIT C

Game Time	MEX - Mexico	Score	Lead	CAN - Canada
10:00				12 FRANKS L Player IN <<----
10:00				5 McLACHLAN J Player IN <<----



## PLAY BY PLAY

文字比分播报

MEX 14 vs 31 CAN

Attendance: 1567

Game Time	MEX - Mexico	Score	Lead	CAN - Canada
10:00				4 KREMPIEN J Player IN <<----
10:00				7 OUELLET C Player IN <<----
10:00				9 BENOIT C Player IN <<----
10:00	15 GARCIA AMADOR W Player IN <<----			
10:00	4 VAZQUEZ SUAREZ C Player IN <<----			
10:00	9 VAZQUEZ D. L Player IN <<----			
10:00	6 TORRES LOPEZ R Player IN <<----			
10:00	11 TORRES R. A Player IN <<----			
10:00	15 GARCIA AMADOR W Tap off situation, throw-in			
09:50	11 TORRES R. A 2 Pts paint missed (2 Out)			
09:49				5 McLACHLAN J Defensive Rebound
09:37		6-14	-8	5 McLACHLAN J 2-Pts paint made (2 In)
09:35				9 BENOIT C Assist
09:10	9 VAZQUEZ D. L Turnover			
09:10				12 FRANKS L Steal
09:00				7 OUELLET C Fast Break
09:00		6-16	-10	7 OUELLET C 2-Pts paint made (2 In)
08:46				9 BENOIT C Personal foul
08:46	9 VAZQUEZ D. L Foul On			
08:23	15 GARCIA AMADOR W 2-Pts paint made (2 In)	8-16	-8	
08:01				4 KREMPIEN J 2-Pts missed (2 out)
07:59				4 KREMPIEN J Offensive Rebound
07:47		8-18	-10	9 BENOIT C 2-Pts paint made (2 In)
07:11	6 TORRES LOPEZ R 2 Pts paint missed (2 Out)			
07:09				5 McLACHLAN J Defensive Rebound
06:58	15 GARCIA AMADOR W Personal foul			
06:58				9 BENOIT C Foul On
06:58		8-19	-11	9 BENOIT C Free Throw made (1 In)
06:58		8-20	-12	9 BENOIT C Free Throw made (1 In)
06:58	4 VAZQUEZ SUAREZ C Player OUT ---->>			
06:58	11 TORRES R. A Player OUT ---->>			
06:58	6 TORRES LOPEZ R Player OUT ---->>			
06:58	7 ESTRADA BERNAL F Player IN <<----			
06:58	12 MIRANDA CM Player IN <<----			
06:58	14 VERA RH Player IN <<----			
06:39	14 VERA RH Turnover			
06:24		8-22	-14	7 OUELLET C 2-Pts paint made (2 In)
06:22				4 KREMPIEN J Assist
06:02	12 MIRANDA CM 2 Pts paint missed (2 Out)			
06:00				5 McLACHLAN J Defensive Rebound
05:49				7 OUELLET C 2 Pts paint missed (2 Out)
05:47	7 ESTRADA BERNAL F Defensive Rebound			



## PLAY BY PLAY

文字比分播报

MEX 14 vs 31 CAN

Attendance: 1567

Game Time	MEX - Mexico	Score	Lead	CAN - Canada
05:37	14 VERA RH 2-Pts paint made (2 In)	10-22	-12	
05:15				7 OUELLET C 2-Pts missed (2 out)
05:12				5 McLACHLAN J Offensive Rebound
05:11				5 McLACHLAN J 2 Pts paint missed (2 Out)
05:09				9 BENOIT C Offensive Rebound
05:09				9 BENOIT C Assist
05:09		10-24	-14	5 McLACHLAN J 2-Pts paint made (2 In)
05:09	12 MIRANDA CM Personal foul			
05:09				5 McLACHLAN J Foul On
05:09		10-25	-15	5 McLACHLAN J Free Throw made (1 In)
04:55	7 ESTRADA BERNAL F Turnover			
04:39		10-27	-17	5 McLACHLAN J 2-Pts made (2 In)
04:06	9 VAZQUEZ D. L 3-Pts missed (3 Out)			
04:04				7 OUELLET C Defensive Rebound
04:01				7 OUELLET C Turnover
03:51	14 VERA RH Turnover			
03:51				9 BENOIT C Steal
03:45				7 OUELLET C 2 Pts paint missed (2 Out)
03:43	9 VAZQUEZ D. L Defensive Rebound			
03:19	15 GARCIA AMADOR W 2-Pts missed (2 out)			
03:12				12 FRANKS L Defensive Rebound
03:09	14 VERA RH Personal foul			
03:09				9 BENOIT C Foul On
03:09	7 ESTRADA BERNAL F Player OUT ---->>			
03:09	14 VERA RH Player OUT ---->>			
03:09	4 VAZQUEZ SUAREZ C Player IN <<----			
03:09	6 TORRES LOPEZ R Player IN <<----			
02:56		10-29	-19	5 McLACHLAN J 2-Pts paint made (2 In)
02:54				9 BENOIT C Assist
02:27	Turnover			
02:27				5 McLACHLAN J Player OUT ---->>
02:27				15 FESER T Player IN <<----
02:11				9 BENOIT C 2 Pts paint missed (2 Out)
02:10	9 VAZQUEZ D. L Defensive Rebound			
01:45	9 VAZQUEZ D. L 2-Pts missed (2 out)			
01:42				7 OUELLET C Defensive Rebound
01:32		10-31	-21	9 BENOIT C 2-Pts paint made (2 In)
01:09	12 MIRANDA CM 2-Pts paint made (2 In)	12-31	-19	
00:44				4 KREMPIEN J 2-Pts missed (2 out)
00:38				9 BENOIT C Offensive Rebound
00:28				9 BENOIT C Turnover
00:28	12 MIRANDA CM Steal			



PLAY BY PLAY

文字比分播报

MEX 14 vs 31 CAN

Attendance: 1567

Game Time	MEX - Mexico	Score	Lead	CAN - Canada
00:10	15 GARCIA AMADOR W 2-Pts paint made (2 In)	14-31	-17	
00:08	9 VAZQUEZ D. L Assist			
00:03				9 BENOIT C 3-Pts missed (3 Out)
00:02				12 FRANKS L Offensive Rebound





## PLAY BY PLAY

文字比分播报

MEX 38 vs 71 CAN

Attendance: 1567

Scoring by 5 min intervals:		Q1		Q2		Q3		Q4	
MEX		4	6	10	14	20	29	31	38
CAN		8	12	25	31	45	53	61	71

### FIRST QUARTER

#### Quarter Starters:

**MEX** 5 RODRIGUEZ VELAZQU. 6 TORRES LOPEZ R 9 VAZQUEZ D. L 10 CAMARA ARANGO R 15 GARCIA AMADOR W  
**CAN** 4 KREMPIEN J 6 OHAMA K 9 BENOIT C 10 HARNOCK K 14 THOMAS M

Game Time	MEX - Mexico	Score	Lead	CAN - Canada
10:00	5 RODRIGUEZ VELAZQU. Player IN <<-----			
10:00	6 TORRES LOPEZ R Player IN <<-----			
10:00	9 VAZQUEZ D. L Player IN <<-----			
10:00	10 CAMARA ARANGO R Player IN <<-----			
10:00	15 GARCIA AMADOR W Player IN <<-----			
10:00				4 KREMPIEN J Player IN <<-----
10:00				6 OHAMA K Player IN <<-----
10:00				9 BENOIT C Player IN <<-----
10:00				10 HARNOCK K Player IN <<-----
10:00				14 THOMAS M Player IN <<-----
10:00	6 TORRES LOPEZ R Tap off lost			14 THOMAS M Tap off won
09:46		0-2	-2	6 OHAMA K 2-Pts paint made (2 In)
09:45				9 BENOIT C Assist
09:26	9 VAZQUEZ D. L 2-Pts paint made (2 In)	2-2	0	
08:59				9 BENOIT C 3-Pts missed (3 Out)
08:57				10 HARNOCK K Offensive Rebound
08:57		2-4	-2	10 HARNOCK K 2-Pts paint made (2 In)
08:35	5 RODRIGUEZ VELAZQU. Turnover			
08:24				14 THOMAS M 2-Pts missed (2 out)
08:21	6 TORRES LOPEZ R Defensive Rebound			
08:18	6 TORRES LOPEZ R Turnover			
08:18				10 HARNOCK K Steal
08:12		2-6	-4	9 BENOIT C 2-Pts paint made (2 In)
08:10				10 HARNOCK K Assist
07:43	9 VAZQUEZ D. L 2-Pts made (2 In)	4-6	-2	
07:32				9 BENOIT C 2 Pts paint missed (2 Out)
07:30	5 RODRIGUEZ VELAZQU. Defensive Rebound			
07:23	15 GARCIA AMADOR W Turnover			
06:58				9 BENOIT C 2 Pts paint missed (2 Out)
06:56	9 VAZQUEZ D. L Defensive Rebound			
06:47	6 TORRES LOPEZ R Turnover			
06:47				14 THOMAS M Steal
06:47				Turnover
06:15	6 TORRES LOPEZ R Turnover			



## PLAY BY PLAY

文字比分播报

MEX 38 vs 71 CAN

Attendance: 1567

Game Time	MEX - Mexico	Score	Lead	CAN - Canada
06:15				14 THOMAS M Steal
06:09				9 BENOIT C 2-Pts missed (2 out)
06:08	Defensive Rebound			
05:46	10 CAMARA ARANGO R 2-Pts missed (2 out)			
05:40	6 TORRES LOPEZ R Offensive Rebound			
05:40	6 TORRES LOPEZ R 2 Pts paint missed (2 Out)			
05:38				14 THOMAS M Defensive Rebound
05:35				9 BENOIT C Fast Break
05:34		4-8	-4	9 BENOIT C 2-Pts paint made (2 In)
05:12	9 VAZQUEZ D. L 2-Pts missed (2 out)			
05:10				14 THOMAS M Defensive Rebound
05:01				6 OHAMA K Turnover
04:49	15 GARCIA AMADOR W Turnover			
04:49				9 BENOIT C Steal
04:42	5 RODRIGUEZ VELAZQU. Personal foul			
04:42				9 BENOIT C Foul On
04:42				9 BENOIT C Free Throw missed (1 Out)
04:41				9 BENOIT C Free Throw missed (1 Out)
04:39	9 VAZQUEZ D. L Defensive Rebound			
04:14	9 VAZQUEZ D. L 2-Pts missed (2 out)			
04:12				10 HARNOCK K Defensive Rebound
04:11	5 RODRIGUEZ VELAZQU. Personal foul			
04:11				14 THOMAS M Foul On
04:04				14 THOMAS M 3-Pts missed (3 Out)
04:03	6 TORRES LOPEZ R Defensive Rebound			
03:44	6 TORRES LOPEZ R Turnover			
03:44				14 THOMAS M Steal
03:32		4-10	-6	9 BENOIT C 2-Pts paint made (2 In)
03:32				14 THOMAS M Assist
03:32	Time out			
03:29	10 CAMARA ARANGO R Player OUT ---->>			
03:29	11 TORRES R. A Player IN <<----			
03:29	5 RODRIGUEZ VELAZQU. Player OUT ---->>			
03:29	4 VAZQUEZ SUAREZ C Player IN <<----			
03:18	9 VAZQUEZ D. L Turnover			
03:18				4 KREMPIEN J Steal
03:18	6 TORRES LOPEZ R Personal foul			
03:18				14 THOMAS M Foul On
03:09				14 THOMAS M 2-Pts missed (2 out)
03:07	11 TORRES R. A Defensive Rebound			
02:46	Turnover			
02:35				9 BENOIT C 2 Pts paint missed (2 Out)



## PLAY BY PLAY

文字比分播报

MEX 38 vs 71 CAN

Attendance: 1567

Game Time	MEX - Mexico	Score	Lead	CAN - Canada
02:33				9 BENOIT C Offensive Rebound
02:30				14 THOMAS M 2 Pts paint missed (2 Out)
02:30				14 THOMAS M Offensive Rebound
02:30		4-12	-8	14 THOMAS M 2-Pts paint made (2 In)
02:30	9 VAZQUEZ D. L Personal foul			
02:30				14 THOMAS M Foul On
02:29				14 THOMAS M Free Throw missed (1 Out)
02:24	6 TORRES LOPEZ R Defensive Rebound			
02:04	9 VAZQUEZ D. L 2 Pts paint missed (2 Out)			
02:02				14 THOMAS M Defensive Rebound
01:53				4 KREMPIEN J 2 Pts paint missed (2 Out)
01:51	6 TORRES LOPEZ R Defensive Rebound			
01:50	6 TORRES LOPEZ R Turnover			
01:50				9 BENOIT C Steal
01:41				14 THOMAS M 2 Pts paint missed (2 Out)
01:36	11 TORRES R. A Defensive Rebound			
01:31	Turnover			
01:31				4 KREMPIEN J Player OUT ---->>
01:31				14 THOMAS M Player OUT ---->>
01:31				9 BENOIT C Player OUT ---->>
01:31				7 OUELLET C Player IN <<----
01:31				13 RADKE L Player IN <<----
01:31				12 FRANKS L Player IN <<----
01:23				7 OUELLET C 3-Pts missed (3 Out)
01:21	6 TORRES LOPEZ R Defensive Rebound			
01:05	15 GARCIA AMADOR W 2-Pts paint made (2 In)	6-12	-6	
01:03	11 TORRES R. A Assist			
01:03				Time out
00:46				7 OUELLET C 2 Pts paint missed (2 Out)
00:44	11 TORRES R. A Defensive Rebound			
00:24				13 RADKE L Personal foul
00:24	4 VAZQUEZ SUAREZ C Foul On			
00:06	11 TORRES R. A 2-Pts missed (2 out)			
00:04				13 RADKE L Defensive Rebound

## SECOND QUARTER

### Quarter Starters:

MEX 15 GARCIA AMADOR W 4 VAZQUEZ SUAREZ C 9 VAZQUEZ D. L 6 TORRES LOPEZ R 11 TORRES R. A  
CAN 12 FRANKS L 5 McLACHLAN J 4 KREMPIEN J 7 OUELLET C 9 BENOIT C

Game Time	MEX - Mexico	Score	Lead	CAN - Canada
10:00				12 FRANKS L Player IN <<----
10:00				5 McLACHLAN J Player IN <<----



## PLAY BY PLAY

文字比分播报

MEX 38 vs 71 CAN

Attendance: 1567

Game Time	MEX - Mexico	Score	Lead	CAN - Canada
10:00				4 KREMPIEN J Player IN <<----
10:00				7 OUELLET C Player IN <<----
10:00				9 BENOIT C Player IN <<----
10:00	15 GARCIA AMADOR W Player IN <<----			
10:00	4 VAZQUEZ SUAREZ C Player IN <<----			
10:00	9 VAZQUEZ D. L Player IN <<----			
10:00	6 TORRES LOPEZ R Player IN <<----			
10:00	11 TORRES R. A Player IN <<----			
10:00	15 GARCIA AMADOR W Tap off situation, throw-in			
09:50	11 TORRES R. A 2 Pts paint missed (2 Out)			
09:49				5 McLACHLAN J Defensive Rebound
09:37		6-14	-8	5 McLACHLAN J 2-Pts paint made (2 In)
09:35				9 BENOIT C Assist
09:10	9 VAZQUEZ D. L Turnover			
09:10				12 FRANKS L Steal
09:00				7 OUELLET C Fast Break
09:00		6-16	-10	7 OUELLET C 2-Pts paint made (2 In)
08:46				9 BENOIT C Personal foul
08:46	9 VAZQUEZ D. L Foul On			
08:23	15 GARCIA AMADOR W 2-Pts paint made (2 In)	8-16	-8	
08:01				4 KREMPIEN J 2-Pts missed (2 out)
07:59				4 KREMPIEN J Offensive Rebound
07:47		8-18	-10	9 BENOIT C 2-Pts paint made (2 In)
07:11	6 TORRES LOPEZ R 2 Pts paint missed (2 Out)			
07:09				5 McLACHLAN J Defensive Rebound
06:58	15 GARCIA AMADOR W Personal foul			
06:58				9 BENOIT C Foul On
06:58		8-19	-11	9 BENOIT C Free Throw made (1 In)
06:58		8-20	-12	9 BENOIT C Free Throw made (1 In)
06:58	4 VAZQUEZ SUAREZ C Player OUT ---->>			
06:58	11 TORRES R. A Player OUT ---->>			
06:58	6 TORRES LOPEZ R Player OUT ---->>			
06:58	7 ESTRADA BERNAL F Player IN <<----			
06:58	12 MIRANDA CM Player IN <<----			
06:58	14 VERA RH Player IN <<----			
06:39	14 VERA RH Turnover			
06:24		8-22	-14	7 OUELLET C 2-Pts paint made (2 In)
06:22				4 KREMPIEN J Assist
06:02	12 MIRANDA CM 2 Pts paint missed (2 Out)			
06:00				5 McLACHLAN J Defensive Rebound
05:49				7 OUELLET C 2 Pts paint missed (2 Out)
05:47	7 ESTRADA BERNAL F Defensive Rebound			



## PLAY BY PLAY

文字比分播报

MEX 38 vs 71 CAN

Attendance: 1567

Game Time	MEX - Mexico	Score	Lead	CAN - Canada
05:37	14 VERA RH 2-Pts paint made (2 In)	10-22	-12	
05:15				7 OUELLET C 2-Pts missed (2 out)
05:12				5 McLACHLAN J Offensive Rebound
05:11				5 McLACHLAN J 2 Pts paint missed (2 Out)
05:09				9 BENOIT C Offensive Rebound
05:09				9 BENOIT C Assist
05:09		10-24	-14	5 McLACHLAN J 2-Pts paint made (2 In)
05:09	12 MIRANDA CM Personal foul			
05:09				5 McLACHLAN J Foul On
05:09		10-25	-15	5 McLACHLAN J Free Throw made (1 In)
04:55	7 ESTRADA BERNAL F Turnover			
04:39		10-27	-17	5 McLACHLAN J 2-Pts made (2 In)
04:06	9 VAZQUEZ D. L 3-Pts missed (3 Out)			
04:04				7 OUELLET C Defensive Rebound
04:01				7 OUELLET C Turnover
03:51	14 VERA RH Turnover			
03:51				9 BENOIT C Steal
03:45				7 OUELLET C 2 Pts paint missed (2 Out)
03:43	9 VAZQUEZ D. L Defensive Rebound			
03:19	15 GARCIA AMADOR W 2-Pts missed (2 out)			
03:12				12 FRANKS L Defensive Rebound
03:09	14 VERA RH Personal foul			
03:09				9 BENOIT C Foul On
03:09	7 ESTRADA BERNAL F Player OUT ---->>			
03:09	14 VERA RH Player OUT ---->>			
03:09	4 VAZQUEZ SUAREZ C Player IN <<----			
03:09	6 TORRES LOPEZ R Player IN <<----			
02:56		10-29	-19	5 McLACHLAN J 2-Pts paint made (2 In)
02:54				9 BENOIT C Assist
02:27	Turnover			
02:27				5 McLACHLAN J Player OUT ---->>
02:27				14 THOMAS M Player IN <<----
02:11				9 BENOIT C 2 Pts paint missed (2 Out)
02:10	9 VAZQUEZ D. L Defensive Rebound			
01:45	9 VAZQUEZ D. L 2-Pts missed (2 out)			
01:42				7 OUELLET C Defensive Rebound
01:32		10-31	-21	9 BENOIT C 2-Pts paint made (2 In)
01:09	12 MIRANDA CM 2-Pts paint made (2 In)	12-31	-19	
00:44				4 KREMPIEN J 2-Pts missed (2 out)
00:38				9 BENOIT C Offensive Rebound
00:28				9 BENOIT C Turnover
00:28	12 MIRANDA CM Steal			



## PLAY BY PLAY

文字比分播报

**MEX 38 vs 71 CAN**

**Attendance: 1567**

Game Time	MEX - Mexico	Score	Lead	CAN - Canada
00:10	15 GARCIA AMADOR W 2-Pts paint made (2 In)	14-31	-17	
00:08	9 VAZQUEZ D. L Assist			
00:03				9 BENOIT C 3-Pts missed (3 Out)
00:02				12 FRANKS L Offensive Rebound

## THIRD QUARTER

### Quarter Starters:

**MEX** 4 VAZQUEZ SUAREZ C    6 TORRES LOPEZ R    9 VAZQUEZ D. L    12 MIRANDA CM    15 GARCIA AMADOR W  
**CAN** 14 THOMAS M    10 HARNOCK K    5 McLACHLAN J    12 FRANKS L    4 KREMPIEN J

Game Time	MEX - Mexico	Score	Lead	CAN - Canada
10:00				10 HARNOCK K Player IN <<----
10:00				14 THOMAS M Player IN <<----
10:00				5 McLACHLAN J Player IN <<----
10:00				12 FRANKS L Player IN <<----
10:00				4 KREMPIEN J Player IN <<----
10:00	4 VAZQUEZ SUAREZ C Player IN <<----			
10:00	6 TORRES LOPEZ R Player IN <<----			
10:00	9 VAZQUEZ D. L Player IN <<----			
10:00	12 MIRANDA CM Player IN <<----			
10:00	15 GARCIA AMADOR W Player IN <<----			
10:00				10 HARNOCK K Tap off situation, throw-in
09:32		14-33	-19	14 THOMAS M 2-Pts paint made (2 In)
09:29	9 VAZQUEZ D. L Turnover			
09:29				14 THOMAS M Steal
09:21		14-35	-21	5 McLACHLAN J 2-Pts paint made (2 In)
09:20	4 VAZQUEZ SUAREZ C Player OUT ---->>			
09:20	6 TORRES LOPEZ R Player OUT ---->>			
09:20	12 MIRANDA CM Player OUT ---->>			
09:20	5 RODRIGUEZ VELAZQU. Player IN <<----			
09:20	7 ESTRADA BERNAL F Player IN <<----			
09:20	10 CAMARA ARANGO R Player IN <<----			
09:08				4 KREMPIEN J Personal foul
09:08	9 VAZQUEZ D. L Foul On			
09:08	9 VAZQUEZ D. L Free Throw missed (1 Out)			
09:08	9 VAZQUEZ D. L Free Throw made (1 In)	15-35	-20	
08:51				14 THOMAS M 2 Pts paint missed (2 Out)
08:44				14 THOMAS M Offensive Rebound
08:44				14 THOMAS M 2 Pts paint missed (2 Out)
08:42	9 VAZQUEZ D. L Defensive Rebound			
08:33	7 ESTRADA BERNAL F 2-Pts paint made (2 In)	17-35	-18	
08:14		17-37	-20	4 KREMPIEN J 2-Pts paint made (2 In)
07:40	10 CAMARA ARANGO R 2 Pts paint missed (2 Out)			



## PLAY BY PLAY

文字比分播报

MEX 38 vs 71 CAN

Attendance: 1567

Game Time	MEX - Mexico	Score	Lead	CAN - Canada
07:38				14 THOMAS M Defensive Rebound
07:35				14 THOMAS M Turnover
07:19	7 ESTRADA BERNAL F 2 Pts paint missed (2 Out)			
07:17				14 THOMAS M Defensive Rebound
07:12	9 VAZQUEZ D. L Personal foul			
07:12				12 FRANKS L Foul On
06:56		17-39	-22	14 THOMAS M 2-Pts made (2 In)
06:38	15 GARCIA AMADOR W Offensive foul			
06:38	15 GARCIA AMADOR W Turnover			
06:38				14 THOMAS M Foul On
06:38				14 THOMAS M Steal
06:21				5 McLACHLAN J 2 Pts paint missed (2 Out)
06:21				14 THOMAS M Offensive Rebound
06:21		17-41	-24	14 THOMAS M 2-Pts paint made (2 In)
06:21	7 ESTRADA BERNAL F Personal foul			
06:21				14 THOMAS M Foul On
06:18				14 THOMAS M Free Throw missed (1 Out)
06:15	9 VAZQUEZ D. L Defensive Rebound			
05:55	15 GARCIA AMADOR W 3-Pts made (3 In)	20-41	-21	
05:40	9 VAZQUEZ D. L Personal foul			
05:40				14 THOMAS M Foul On
05:40	Time out			
05:40		20-42	-22	14 THOMAS M Free Throw made (1 In)
05:40		20-43	-23	14 THOMAS M Free Throw made (1 In)
05:26	5 RODRIGUEZ VELAZQU. Turnover			
05:01	10 CAMARA ARANGO R Personal foul			
05:01				14 THOMAS M Foul On
05:01		20-44	-24	14 THOMAS M Free Throw made (1 In)
05:01		20-45	-25	14 THOMAS M Free Throw made (1 In)
04:37				4 KREMPIEN J Personal foul
04:37	9 VAZQUEZ D. L Foul On			
04:37	9 VAZQUEZ D. L Free Throw missed (1 Out)			
04:37	9 VAZQUEZ D. L Free Throw made (1 In)	21-45	-24	
04:37	9 VAZQUEZ D. L Free Throw made (1 In)	22-45	-23	
04:37	10 CAMARA ARANGO R Player OUT ---->>			
04:37	11 TORRES R. A Player IN <<----			
04:14				5 McLACHLAN J 2-Pts missed (2 out)
04:13	Defensive Rebound			
04:13	7 ESTRADA BERNAL F Offensive foul			
04:13	7 ESTRADA BERNAL F Turnover			
04:13				12 FRANKS L Foul On
04:13				12 FRANKS L Steal



## PLAY BY PLAY

文字比分播报

**MEX 38 vs 71 CAN**

**Attendance: 1567**

Game Time	MEX - Mexico	Score	Lead	CAN - Canada
04:05				14 THOMAS M 3-Pts missed (3 Out)
04:03				5 McLACHLAN J Offensive Rebound
04:01		22-47	-25	5 McLACHLAN J 2-Pts paint made (2 In)
03:39	15 GARCIA AMADOR W 2-Pts missed (2 out)			
03:38				14 THOMAS M Defensive Rebound
03:28				10 HARNOCK K Turnover
03:28				10 HARNOCK K Player OUT ---->>
03:28				6 OHAMA K Player IN <<----
03:20				5 McLACHLAN J Personal foul
03:20	9 VAZQUEZ D. L Foul On			
03:20	9 VAZQUEZ D. L Free Throw missed (1 Out)			
03:20	9 VAZQUEZ D. L Free Throw made (1 In)	23-47	-24	
03:19				14 THOMAS M Player OUT ---->>
03:19				15 FESER T Player IN <<----
02:57				4 KREMPIEN J 2 Pts paint missed (2 Out)
02:55	9 VAZQUEZ D. L Defensive Rebound			
02:45	7 ESTRADA BERNAL F 2-Pts paint made (2 In)	25-47	-22	
02:44	9 VAZQUEZ D. L Assist			
02:41				Time out
02:28		25-49	-24	5 McLACHLAN J 2-Pts paint made (2 In)
02:26				6 OHAMA K Assist
02:03	9 VAZQUEZ D. L Turnover			
01:49				5 McLACHLAN J 2-Pts missed (2 out)
01:47	9 VAZQUEZ D. L Defensive Rebound			
01:36	9 VAZQUEZ D. L 2-Pts paint made (2 In)	27-49	-22	
01:36	15 GARCIA AMADOR W Assist			
01:24				4 KREMPIEN J Turnover
01:24	11 TORRES R. A Steal			
01:19	11 TORRES R. A Fast Break			
01:19	11 TORRES R. A 2-Pts paint made (2 In)	29-49	-20	
01:10		29-51	-22	6 OHAMA K 2-Pts made (2 In)
00:50	9 VAZQUEZ D. L 2 Pts paint missed (2 Out)			
00:48				Defensive Rebound
00:36		29-53	-24	6 OHAMA K 2-Pts made (2 In)
00:30				15 FESER T Assist
00:11	9 VAZQUEZ D. L 2-Pts missed (2 out)			
00:09				5 McLACHLAN J Defensive Rebound
00:00				5 McLACHLAN J 2-Pts missed (2 out)

### FOURTH QUARTER

#### Quarter Starters:

**MEX** 5 RODRIGUEZ VELAZQU. 7 ESTRADA BERNAL F 9 VAZQUEZ D. L 11 TORRES R. A 15 GARCIA AMADOR W  
**CAN** 6 OHAMA K 9 BENOIT C 10 HARNOCK K 12 FRANKS L 13 RADKE L





## PLAY BY PLAY

文字比分播报

MEX 38 vs 71 CAN

Attendance: 1567

Game Time	MEX - Mexico	Score	Lead	CAN - Canada
10:00				6 OHAMA K Player IN <<----
10:00				13 RADKE L Player IN <<----
10:00				12 FRANKS L Player IN <<----
10:00				9 BENOIT C Player IN <<----
10:00				10 HARNOCK K Player IN <<----
10:00	11 TORRES R. A Player IN <<----			
10:00	15 GARCIA AMADOR W Player IN <<----			
10:00	5 RODRIGUEZ VELAZQU. Player IN <<----			
10:00	7 ESTRADA BERNAL F Player IN <<----			
10:00	9 VAZQUEZ D. L Player IN <<----			
10:00				9 BENOIT C Tap off situation, throw-in
09:47				13 RADKE L Turnover
09:47	7 ESTRADA BERNAL F Steal			
09:36	9 VAZQUEZ D. L 2 Pts paint missed (2 Out)			
09:33				10 HARNOCK K Defensive Rebound
09:16				10 HARNOCK K Turnover
09:16	7 ESTRADA BERNAL F Steal			
09:16	Turnover			
08:38		29-55	-26	10 HARNOCK K 2-Pts made (2 In)
08:08	9 VAZQUEZ D. L 2-Pts paint made (2 In)	31-55	-24	
08:06	11 TORRES R. A Assist			
07:38		31-57	-26	13 RADKE L 2-Pts paint made (2 In)
07:31				9 BENOIT C Assist
07:13	9 VAZQUEZ D. L 2-Pts missed (2 out)			
07:11				9 BENOIT C Defensive Rebound
07:03		31-59	-28	9 BENOIT C 2-Pts paint made (2 In)
07:03	7 ESTRADA BERNAL F Personal foul			
07:03				9 BENOIT C Foul On
07:02				9 BENOIT C Free Throw missed (1 Out)
06:58				Offensive Rebound
06:53				6 OHAMA K Turnover
06:53	11 TORRES R. A Steal			
06:53	15 GARCIA AMADOR W Turnover			
06:21				10 HARNOCK K 2 Pts paint missed (2 Out)
06:19	5 RODRIGUEZ VELAZQU. Defensive Rebound			
06:18	5 RODRIGUEZ VELAZQU. Turnover			
06:05				6 OHAMA K 2-Pts missed (2 out)
06:01	7 ESTRADA BERNAL F Defensive Rebound			
05:49	15 GARCIA AMADOR W 3-Pts missed (3 Out)			
05:48				Defensive Rebound
05:33		31-61	-30	6 OHAMA K 2-Pts made (2 In)
04:59	9 VAZQUEZ D. L 3-Pts missed (3 Out)			



## PLAY BY PLAY

文字比分播报

MEX 38 vs 71 CAN

Attendance: 1567

Game Time	MEX - Mexico	Score	Lead	CAN - Canada
04:57				Defensive Rebound
04:57				12 FRANKS L Player OUT ---->>
04:57				7 OUELLET C Player IN <<----
04:57	5 RODRIGUEZ VELAZQU. Player OUT ---->>			
04:57	11 TORRES R. A Player OUT ---->>			
04:57	4 VAZQUEZ SUAREZ C Player IN <<----			
04:57	8 PEREZ PACHECO A Player IN <<----			
04:35				10 HARNOCK K 2-Pts missed (2 out)
04:26				13 RADKE L Offensive Rebound
04:26		31-63	-32	13 RADKE L 2-Pts paint made (2 In)
04:11	9 VAZQUEZ D. L 2-Pts missed (2 out)			
03:56				12 FRANKS L Defensive Rebound
03:49	8 PEREZ PACHECO A Personal foul			
03:49				6 OHAMA K Foul On
03:49				9 BENOIT C Player OUT ---->>
03:49				12 FRANKS L Player IN <<----
03:49		31-64	-33	6 OHAMA K Free Throw made (1 In)
03:49		31-65	-34	6 OHAMA K Free Throw made (1 In)
03:35	9 VAZQUEZ D. L 2 Pts paint missed (2 Out)			
03:31	9 VAZQUEZ D. L Offensive Rebound			
03:26	15 GARCIA AMADOR W 2 Pts paint missed (2 Out)			
03:23				13 RADKE L Defensive Rebound
03:12				12 FRANKS L 2-Pts missed (2 out)
03:10				7 OUELLET C Offensive Rebound
03:05				7 OUELLET C 2-Pts missed (2 out)
03:03	4 VAZQUEZ SUAREZ C Defensive Rebound			
02:53	9 VAZQUEZ D. L Turnover			
02:53				13 RADKE L Steal
02:34		31-67	-36	7 OUELLET C 2-Pts paint made (2 In)
02:32				10 HARNOCK K Assist
02:11	9 VAZQUEZ D. L Turnover			
01:44				6 OHAMA K 2-Pts missed (2 out)
01:41				13 RADKE L Offensive Rebound
01:39		31-69	-38	7 OUELLET C 2-Pts paint made (2 In)
01:39				13 RADKE L Assist
01:25	15 GARCIA AMADOR W 2-Pts paint made (2 In)	33-69	-36	
01:13		33-71	-38	13 RADKE L 2-Pts paint made (2 In)
01:13				6 OHAMA K Assist
01:13	15 GARCIA AMADOR W Personal foul			
01:13				13 RADKE L Foul On
01:13				13 RADKE L Free Throw missed (1 Out)
01:10				Offensive Rebound



## PLAY BY PLAY

文字比分播报

**MEX 38 vs 71 CAN**

**Attendance: 1567**

Game Time	MEX - Mexico	Score	Lead	CAN - Canada
01:04				6 OHAMA K Turnover
01:04	9 VAZQUEZ D. L Steal			
00:57	15 GARCIA AMADOR W 3-Pts made (3 In)	36-71	-35	
00:42				10 HARNOCK K 2-Pts missed (2 out)
00:39	15 GARCIA AMADOR W Defensive Rebound			
00:32	4 VAZQUEZ SUAREZ C 2-Pts paint made (2 In)	38-71	-33	
00:32	7 ESTRADA BERNAL F Assist			
00:21				6 OHAMA K Offensive foul
00:21				6 OHAMA K Turnover
00:21	9 VAZQUEZ D. L Foul On			
00:21	9 VAZQUEZ D. L Steal			
00:11	15 GARCIA AMADOR W 3-Pts missed (3 Out)			
00:11				Defensive Rebound



## RESULTS

比赛成绩

### MEX 14 vs 31 CAN

Attendance: 1567

Referee: PURSGLOVE Ian Robert (GBR)

Commissioner: de KNOCK Luc D H M (BEL)

Umpires: JIN Zhuo (CHN); VILJANEN Seppo Olavi (CZE)

Classifier: DINH Trien Tan (FRA)

		Q1		Q2	
Scoring by 5 min intervals:	MEX	4	6	10	14
	CAN	8	12	25	31

#### MEX - MEXICO

No.	Name	Sport Class	MIN	Field Goals		2 Points		3 Points		Free Throws		Rebounds			AS	TO	ST	BS	PF	FO	PTS
				M/A	%	M/A	%	M/A	%	M/A	%	OR	DR	TOT							
*5	RODRIGUEZ VELAZQU.	2.0	06:31										1	1					2		0
*6	TORRES LOPEZ Rocio	3.5	16:11	0/2	0	0/2	0					1	5	6		5			1		0
*9	VAZQUEZ D. L (C)	4.0	20:00	2/7	29	2/6	33	0/1	0				4	4	1	2			1	1	4
*10	CAMARA ARANGO Rosa	3.0	06:31	0/1	0	0/1	0														0
*15	GARCIA AMADOR Wendy	1.0	20:00	3/4	75	3/4	75									2			1		6
4	VAZQUEZ SUAREZ Cecilia	2.5	09:40																	1	0
7	ESTRADA BERNAL Floralia	4.0	03:49									1	1		1						0
8	PEREZ PACHECO Anaisa	2.5	00:00																		0
11	TORRES RODRIGUEZ Alma	3.0	06:31	0/2	0	0/2	0					3	3	1							0
12	MIRANDA Claudia Magali	3.0	06:58	1/2	50	1/2	50									1			1		2
13	GUZMAN ACOSTA Rubicela	3.0	00:00																		0
14	VERA Rosa Herlinda	2.0	03:49	1/1	100	1/1	100									2			1		2
Team/Coach																					
<b>Totals</b>				7/19	37	7/18	39	0/1	0			1	15	16	2	16	1		7	2	14
Coach		DAVILA Aaron																			
Assistant Coach		PIMENTEL Rene																			

#### CAN - CANADA

No.	Name	Sport Class	MIN	Field Goals		2 Points		3 Points		Free Throws		Rebounds			AS	TO	ST	BS	PF	FO	PTS
				M/A	%	M/A	%	M/A	%	M/A	%	OR	DR	TOT							
*4	KREMPIEN Jennifer	1.0	18:29	0/3	0	0/3	0					1		1		1					0
*6	OHAMA Kendra	2.5	10:00	1/1	100	1/1	100									1					2
*9	BENOIT Chantal (C)	3.5	18:29	5/12	42	5/10	50	0/2	0	2/4	50	3		3	4	1	3		1	3	12
*10	HARNOCK Katie	2.5	10:00	1/1	100	1/1	100					1	1	2	1		1				2
*14	THOMAS Misty	4.5	08:29	1/6	17	1/5	20	0/1	0	0/1	0	1	3	4	1		3			3	2
5	McLACHLAN Janet	4.5	07:33	4/5	80	4/5	80			1/1	100	1	3	4						1	9
7	OUELLET Cindy	3.5	11:31	2/7	29	2/6	33	0/1	0					2	2		1				4
8	FERGUSON Tracey	3.0	00:00																		0
11	PETTINICCHI Sabrina	1.5	00:00																		0
12	FRANKS Lisa	1.0	11:31									1	1	2			1				0
13	RADKE Lori	4.5	01:31										1	1					1		0
15	FESER Tara	4.5	02:27																		0
Team/Coach																					
<b>Totals</b>				14/35	40	14/31	45	0/4	0	3/6	50	8	11	19	7	4	9		2	7	31
Coach		FRICK Tim																			
Assistant Coach		NICHOLSON Patricia									JOHNSON Bill										

	MEX	CAN
Points from Turnovers	2	12
Points in the Paint	12	26
Second Chance Points	0	12
Fast Break Points	0	4

	MEX	CAN
Biggest Lead	0	21
Biggest Scoring Run	4-0(14-31)	9-0(10-31)
Lead Changes	0	
Times Tied	1	

#### Legend:

%	Shooting Percentage	(C)	Captain	*	Starters	AS	Assists
BS	Blocked Shots	DR	Defensive Rebounds	FO	Fouls On	M/A	Made/Attempts
MIN	Minutes Played	OR	Offensive Rebounds	PF	Fouls	PTS	Points
Qx	Quarter Time	ST	Steals	TO	Turnovers	TOT	Total Rebounds



## RESULTS

比赛成绩

### MEX 38 vs 71 CAN

Attendance: 1567

Referee: PURSGLOVE Ian Robert (GBR)

Commissioner: de KNOCK Luc D H M (BEL)

Umpires: JIN Zhuo (CHN); VILJANEN Seppo Olavi (CZE)

Classifier: DINH Trien Tan (FRA)

		Q1		Q2		Q3		Q4	
Scoring by 5 min intervals:	MEX	4	6	10	14	20	29	31	38
	CAN	8	12	25	31	45	53	61	71

#### MEX - MEXICO

No.	Name	Sport Class	MIN	Field Goals		2 Points		3 Points		Free Throws		Rebounds			AS	TO	ST	BS	PF	FO	PTS
				M/A	%	M/A	%	M/A	%	M/A	%	OR	DR	TOT							
*5	RODRIGUEZ VELAZQU.	2.0	20:54										2	2		3			2		0
*6	TORRES LOPEZ Rocio	3.5	16:51	0/2	0	0/2	0					1	5	6		5			1		0
*9	VAZQUEZ D. L (C)	4.0	40:00	4/16	25	4/14	29	0/2	0	4/7	57	1	8	9	2	6	2		3	5	12
*10	CAMARA ARANGO Rosa	3.0	11:14	0/2	0	0/2	0												1		0
*15	GARCIA AMADOR Wendy	1.0	40:00	6/11	55	4/7	57	2/4	50			1	1	1	4				3		14
4	VAZQUEZ SUAREZ Cecilia	2.5	15:17	1/1	100	1/1	100					1	1							1	2
7	ESTRADA BERNAL Floralia	4.0	23:09	2/3	67	2/3	67					2	2		1	2	2		3		4
8	PEREZ PACHECO Anaisa	2.5	04:57																1		0
11	TORRES RODRIGUEZ Alma	3.0	16:11	1/3	33	1/3	33					3	3		2		2				2
12	MIRANDA Claudia Magali	3.0	07:38	1/2	50	1/2	50									1			1		2
13	GUZMAN ACOSTA Rubicela	3.0	00:00																		0
14	VERA Rosa Herlinda	2.0	03:49	1/1	100	1/1	100									2			1		2
Team/Coach																					
<b>Totals</b>				16/41	39	14/35	40	2/6	33	4/7	57	2	24	26	6	26	7		16	6	38
<b>Coach</b>		DAVILA Aaron																			
<b>Assistant Coach</b>		PIMENTEL Rene																			

#### CAN - CANADA

No.	Name	Sport Class	MIN	Field Goals		2 Points		3 Points		Free Throws		Rebounds			AS	TO	ST	BS	PF	FO	PTS
				M/A	%	M/A	%	M/A	%	M/A	%	OR	DR	TOT							
*4	KREMPIEN Jennifer	1.0	28:29	1/5	20	1/5	20					1		1	1	1			2		2
*6	OHAMA Kendra	2.5	23:28	4/6	67	4/6	67			2/2	100				2	4			1	1	10
*9	BENOIT Chantal (C)	3.5	24:40	6/13	46	6/11	55	0/2	0	2/5	40	3	1	4	5	1	3		1	4	14
*10	HARNOCK Katie	2.5	26:32	2/5	40	2/5	40					1	2	3	2	2	1				4
*14	THOMAS Misty	4.5	17:37	4/12	33	4/10	40	0/2	0	4/6	67	3	6	9	1	1	5			7	12
5	McLACHLAN Janet	4.5	17:33	7/12	58	7/12	58			1/1	100	2	4	6					1	1	15
7	OUELLET Cindy	3.5	16:28	4/10	40	4/9	44	0/1	0			1	2	3		1					8
8	FERGUSON Tracey	3.0	00:00																		0
11	PETTINICCHI Sabrina	1.5	00:00																		0
12	FRANKS Lisa	1.0	30:23	0/1	0	0/1	0					1	2	3			2			2	0
13	RADKE Lori	4.5	11:31	3/3	100	3/3	100			0/1	0	2	2	4	1	1	1		1	1	6
15	FESER Tara	4.5	03:19												1						0
Team/Coach																					
<b>Totals</b>				31/67	46	31/62	50	0/5	0	9/15	60	16	23	39	13	12	13		6	16	71
<b>Coach</b>		FRICK Tim																			
<b>Assistant Coach</b>		NICHOLSON Patricia																			
		JOHNSON Bill																			

	MEX	CAN
Points from Turnovers	7	24
Points in the Paint	26	50
Second Chance Points	0	20
Fast Break Points	2	4

	MEX	CAN
Biggest Lead	0	38
Biggest Scoring Run	5-0(38-71)	14-0(31-69)
Lead Changes	0	
Times Tied	1	

#### Legend:

%	Shooting Percentage	(C)	Captain	*	Starters	AS	Assists
BS	Blocked Shots	DR	Defensive Rebounds	FO	Fouls On	M/A	Made/Attempts
MIN	Minutes Played	OR	Offensive Rebounds	OTx	Overtime	PF	Fouls
PTS	Points	Qx	Quarter Time	ST	Steals	TO	Turnovers
TOT	Total Rebounds						



## START LIST

首发名单

### CHN - NED

**Referee:** MARQUES Rui David (BRA)  
**Umpires:** KINDERVATER Max (GER); SAUNDERS Charles David (RSA)

**Commissioner:** REHLING Detlef Klaus (GER)  
**Classifier:** TSUNEMI Hiroshi (JPN)

#### CHN - China

No.	Name	Pos	Age	Sport Class	Current Games Statistics						
					PPG	FG%	3FG%	FT%	RPG	APG	MPG (GP)
4	ZHANG Santao (C)	C	41	4.0	4.5	27	0	25	6.0	2.5	16:59 (2)
5	GU Li	C	26	4.5	0.0						00:00 (0)
6	HAO Wenhua	C	19	4.0	5.0	29		50	6.0		15:28 (1)
7	FU Yongqing	C	28	4.0	14.7	40		40	15.0	1.3	38:56 (3)
8	YANG Chao	C	22	4.0	3.3	21	0	40	3.0	1.0	22:11 (3)
9	PENG Fengling	F	23	4.0	0.0						00:00 (0)
10	CHEN Damei	F	21	3.0	5.7	44	25	0	2.0	2.7	20:12 (3)
11	CHEN Qjurong	G	25	1.0	5.3	40		0	1.7	2.0	31:01 (3)
12	LIU Mihuan	G	25	1.5	6.0	44		25	3.3	2.3	35:39 (3)
13	LI Yanhua	G	25	1.5	5.0	42				1.0	20:00 (2)
14	CAO Qiuping	F	29	3.0	4.7	35		0	5.7	2.0	18:24 (3)
15	ZHENG Donghuai	F	26	2.5	0.0						04:08 (1)
Team			25.8		47.7	37	10	27	36.7	13.7	
<b>Coach</b>		LIU Tiehua									
<b>Assistant Coach</b>		ZHANG Chunling									

CHN Played		
PR	JPN	46-49
PR	MEX	53-37
PR	CAN	44-62

#### NED - Netherlands

No.	Name	Pos	Age	Sport Class	Current Games Statistics						
					PPG	FG%	3FG%	FT%	RPG	APG	MPG (GP)
4	HUITZING Inge	G	34	4.5	10.0	42	0	40	7.3	0.3	25:24 (3)
5	BOEKHOORN Patries	F	38	1.0	0.0						05:22 (2)
6	VISSER Jitske	F	15	1.0	0.7	13			1.0	0.3	16:39 (3)
7	OOSTERBAAN Roos	G	29	1.5	6.0	33		50	5.0	3.3	37:57 (3)
8	PIETERSE Fleur	F	29	2.5	0.0	0			0.5		08:40 (2)
9	GARNIER Petra (C)	C	37	4.5	2.7	24			6.3	1.0	13:48 (3)
10	RAMAEKERS Brenda	C	22	4.5	0.0						02:03 (1)
11	KORVER Cher	G	32	2.5	9.7	31	0	43	6.0	2.0	38:07 (3)
12	BRAAM Sandra	F	30	1.0	0.0						02:13 (2)
13	VAN BERGEN Barbara	F	30	2.0	1.3	40			2.7	0.7	15:07 (3)
14	VERSLOOT Carina	F	28	3.0	3.7	20		17	4.3	1.7	21:37 (3)
15	van OOSTROM Elsbeth	C	26	4.5	12.7	45	0	57	7.0	1.0	19:46 (3)
Team			29.2		46.7	33	0	41	40.0	10.3	
<b>Coach</b>		LANSINK ROTGERINK Yvonne									
<b>Assistant Coach</b>		van de BUNTE Kees									

NED Played		
PR	MEX	59-46
PR	CAN	32-59
PR	JPN	49-65

#### Legend:

3FG%	3 Field Goals %	APG	Assists per Game	C	Centre	F	Forward
FG%	Field Goals %	FT%	Free Throws %	G	Guard	GP	Games Played
MPG	Minutes Played per Game	Pos	Playing Position	PPG	Points per Game	PR	Preliminary Round
RPG	Rebounds per Game						



## PLAY BY PLAY

文字比分播报

CHN 18 vs 29 NED

Attendance: 1567

Scoring by 5 min intervals:

	Q1		Q2	
CHN	6	10	14	18
NED	4	12	22	29

### FIRST QUARTER

#### Quarter Starters:

CHN 4 ZHANG S                      7 FU Y                      11 CHEN Q                      12 LIU M                      14 CAO Q  
NED 4 HUITZING I                      7 OOSTERBAAN R                      11 KORVER C                      15 van OOSTROM E                      6 VISSER J

Game Time	CHN - China	Score	Lead	NED - Netherlands
10:00	4 ZHANG S Player IN <<----			
10:00	7 FU Y Player IN <<----			
10:00	11 CHEN Q Player IN <<----			
10:00	12 LIU M Player IN <<----			
10:00	14 CAO Q Player IN <<----			
10:00				4 HUITZING I Player IN <<----
10:00				7 OOSTERBAAN R Player IN <<----
10:00				11 KORVER C Player IN <<----
10:00				13 VAN BERGEN B Player IN <<----
10:00				14 VERSLOOT C Player IN <<----
10:00	4 ZHANG S Tap off won			4 HUITZING I Tap off lost
09:48	4 ZHANG S 2-Pts made (2 In)	2-0	+2	
09:25				13 VAN BERGEN B 2 Pts paint missed (2 Out)
09:25	14 CAO Q Defensive Rebound			
09:04	14 CAO Q 2-Pts missed (2 out)			
09:04				4 HUITZING I Defensive Rebound
08:49				4 HUITZING I 2 Pts paint missed (2 Out)
08:49	4 ZHANG S Defensive Rebound			
08:25				14 VERSLOOT C Personal foul
08:25	11 CHEN Q Foul On			
07:59	4 ZHANG S 2-Pts missed (2 out)			
07:59				13 VAN BERGEN B Defensive Rebound
07:37				14 VERSLOOT C 2 Pts paint missed (2 Out)
07:34	7 FU Y Defensive Rebound			
06:52	12 LIU M 2-Pts made (2 In)	4-0	+4	
06:45				11 KORVER C 2-Pts missed (2 out)
06:45				4 HUITZING I Offensive Rebound
06:45				14 VERSLOOT C 2 Pts paint missed (2 Out)
06:45				Offensive Rebound
06:29	7 FU Y Personal foul			
06:29	7 FU Y Foul On			
06:22				14 VERSLOOT C Steal
06:22				13 VAN BERGEN B Turnover
06:11				13 VAN BERGEN B Personal foul



## PLAY BY PLAY

文字比分播报

CHN 18 vs 29 NED

Attendance: 1567

Game Time	CHN - China	Score	Lead	NED - Netherlands
06:11	7 FU Y Foul On			
06:03	4 ZHANG S 2-Pts paint made (2 In)	6-0	+6	
05:55		6-2	+4	4 HUITZING I 2-Pts made (2 In)
05:45				11 KORVER C Personal foul
05:45	7 FU Y Foul On			
05:45				13 VAN BERGEN B Player OUT ---->>
05:45				14 VERSLOOT C Player OUT ---->>
05:45				15 van OOSTROM E Player IN <<----
05:45				6 VISSER J Player IN <<----
05:41	4 ZHANG S Turnover			
05:30				15 van OOSTROM E 2-Pts missed (2 out)
05:30	Defensive Rebound			
05:10	11 CHEN Q Turnover			
05:10				15 van OOSTROM E Steal
05:06				11 KORVER C Fast Break
05:04		6-4	+2	11 KORVER C 2-Pts paint made (2 In)
04:37	4 ZHANG S 2-Pts missed (2 out)			
04:35				15 van OOSTROM E Defensive Rebound
04:35	14 CAO Q Personal foul			
04:35				15 van OOSTROM E Foul On
04:21				15 van OOSTROM E 2 Pts paint missed (2 Out)
04:18	7 FU Y Defensive Rebound			
04:02	14 CAO Q 2-Pts paint made (2 In)	8-4	+4	
03:54	12 LIU M Assist			
03:54				11 KORVER C Offensive foul
03:54				11 KORVER C Turnover
03:54	7 FU Y Foul On			
03:54	7 FU Y Steal			
03:29	7 FU Y 2 Pts paint missed (2 Out)			
03:27				4 HUITZING I Defensive Rebound
03:25				Time out
03:06				4 HUITZING I 2-Pts missed (2 out)
03:04	7 FU Y Defensive Rebound			
02:58	11 CHEN Q 2 Pts paint missed (2 Out)			
02:56				4 HUITZING I Defensive Rebound
02:51	14 CAO Q Personal foul			
02:51				11 KORVER C Foul On
02:36		8-6	+2	15 van OOSTROM E 2-Pts paint made (2 In)
02:16	14 CAO Q 2-Pts paint made (2 In)	10-6	+4	
02:11	12 LIU M Assist			
02:06	4 ZHANG S Personal foul			
02:06				11 KORVER C Foul On





## PLAY BY PLAY

文字比分播报

CHN 18 vs 29 NED

Attendance: 1567

Game Time	CHN - China	Score	Lead	NED - Netherlands
02:06		10-7	+3	11 KORVER C Free Throw made (1 In)
02:06		10-8	+2	11 KORVER C Free Throw made (1 In)
01:55	14 CAO Q Turnover			
01:55				15 van OOSTROM E Steal
01:41		10-10	0	15 van OOSTROM E 2-Pts paint made (2 In)
01:37				4 HUITZING I Assist
01:19	4 ZHANG S 2-Pts missed (2 out)			
01:19				Defensive Rebound
01:03				15 van OOSTROM E 2 Pts paint missed (2 Out)
01:01	7 FU Y Defensive Rebound			
00:47				15 van OOSTROM E Personal foul
00:47	7 FU Y Foul On			
00:47	7 FU Y Free Throw missed (1 Out)			
00:45	7 FU Y Free Throw missed (1 Out)			
00:42				11 KORVER C Defensive Rebound
00:29		10-12	-2	15 van OOSTROM E 2-Pts paint made (2 In)
00:27				11 KORVER C Assist
00:18	7 FU Y Turnover			
00:18	Time out			
00:00				15 van OOSTROM E 2 Pts paint missed (2 Out)

## SECOND QUARTER

### Quarter Starters:

CHN 4 ZHANG S                      8 YANG C                      11 CHEN Q                      12 LIU M                      14 CAO Q  
NED 4 HUITZING I                      6 VISSER J                      7 OOSTERBAAN R                      15 van OOSTROM E                      11 KORVER C

Game Time	CHN - China	Score	Lead	NED - Netherlands
10:00	4 ZHANG S Player IN <<----			
10:00	8 YANG C Player IN <<----			
10:00	11 CHEN Q Player IN <<----			
10:00	12 LIU M Player IN <<----			
10:00	14 CAO Q Player IN <<----			
10:00				4 HUITZING I Player IN <<----
10:00				6 VISSER J Player IN <<----
10:00				7 OOSTERBAAN R Player IN <<----
10:00				15 van OOSTROM E Player IN <<----
10:00				11 KORVER C Player IN <<----
09:51				11 KORVER C Tap off situation, throw-in
09:45				7 OOSTERBAAN R 2-Pts missed (2 out)
09:41	14 CAO Q Defensive Rebound			
09:28	14 CAO Q 2-Pts paint made (2 In)	12-12	0	
09:26	4 ZHANG S Assist			
09:14	4 ZHANG S Personal foul			



## PLAY BY PLAY

文字比分播报

CHN 18 vs 29 NED

Attendance: 1567

Game Time	CHN - China	Score	Lead	NED - Netherlands
09:14				15 van OOSTROM E Foul On
09:14				15 van OOSTROM E Free Throw missed (1 Out)
09:14		12-13	-1	15 van OOSTROM E Free Throw made (1 In)
09:08	12 LIU M Turnover			
08:51		12-15	-3	11 KORVER C 2-Pts paint made (2 In)
08:50				6 VISSER J Assist
08:44	Time out			
08:23	4 ZHANG S 2-Pts missed (2 out)			
08:22				15 van OOSTROM E Defensive Rebound
08:03				11 KORVER C 2 Pts paint missed (2 Out)
08:00				11 KORVER C Offensive Rebound
08:00				11 KORVER C 2 Pts paint missed (2 Out)
07:55				11 KORVER C Offensive Rebound
07:50		12-17	-5	15 van OOSTROM E 2-Pts paint made (2 In)
07:48				11 KORVER C Assist
07:43	12 LIU M Turnover			
07:36	4 ZHANG S Personal foul			
07:36				15 van OOSTROM E Foul On
07:36				15 van OOSTROM E Free Throw missed (1 Out)
07:36		12-18	-6	15 van OOSTROM E Free Throw made (1 In)
07:36	4 ZHANG S Player OUT ---->>			
07:36	7 FU Y Player IN <<----			
07:20	12 LIU M 2 Pts paint missed (2 Out)			
07:18				15 van OOSTROM E Defensive Rebound
07:12				11 KORVER C Fast Break
07:11		12-20	-8	11 KORVER C 2-Pts paint made (2 In)
06:52	12 LIU M Fast Break			
06:51	12 LIU M 2-Pts paint made (2 In)	14-20	-6	
06:24				Turnover
06:09	8 YANG C 2-Pts missed (2 out)			
06:07				15 van OOSTROM E Defensive Rebound
05:50		14-22	-8	4 HUITZING I 2-Pts made (2 In)
05:21	14 CAO Q 2-Pts missed (2 out)			
05:18				4 HUITZING I Blocked Shot
05:18	4 ZHANG S Offensive Rebound			
05:18	4 ZHANG S Turnover			
05:03				15 van OOSTROM E 2-Pts missed (2 out)
05:02	8 YANG C Defensive Rebound			
04:49	8 YANG C 2-Pts paint made (2 In)	16-22	-6	
04:26				7 OOSTERBAAN R 2-Pts missed (2 out)
04:24	7 FU Y Defensive Rebound			
04:14				15 van OOSTROM E Personal foul



## PLAY BY PLAY

文字比分播报

CHN 18 vs 29 NED

Attendance: 1567

Game Time	CHN - China	Score	Lead	NED - Netherlands
04:14	7 FU Y Foul On			
04:04	8 YANG C Turnover			
04:04				15 van OOSTROM E Steal
03:56				11 KORVER C Fast Break
03:56		16-24	-8	11 KORVER C 2-Pts paint made (2 In)
03:42	14 CAO Q Turnover			
03:42				15 van OOSTROM E Steal
03:32				6 VISSER J 2-Pts missed (2 out)
03:32	Defensive Rebound			
03:17	7 FU Y 2-Pts made (2 In)	18-24	-6	
03:15	8 YANG C Assist			
02:59				7 OOSTERBAAN R 2-Pts missed (2 out)
02:57	11 CHEN Q Defensive Rebound			
02:45				11 KORVER C Personal foul
02:45	7 FU Y Foul On			
02:45				Time out
02:45				6 VISSER J Player OUT ---->>
02:45				5 BOEKHOORN P Player IN <<----
02:45				15 van OOSTROM E Player OUT ---->>
02:45				14 VERSLOOT C Player IN <<----
02:45	7 FU Y Free Throw missed (1 Out)			
02:44	7 FU Y Free Throw missed (1 Out)			
02:41				11 KORVER C Defensive Rebound
02:26		18-26	-8	11 KORVER C 2-Pts paint made (2 In)
02:08	11 CHEN Q Player OUT ---->>			
02:08	13 LI Y Player IN <<----			
02:06	8 YANG C Personal foul			
02:06				7 OOSTERBAAN R Foul On
01:51				14 VERSLOOT C Player OUT ---->>
01:51				15 van OOSTROM E Player IN <<----
01:47				15 van OOSTROM E 2 Pts paint missed (2 Out)
01:45	7 FU Y Defensive Rebound			
01:43	7 FU Y 2-Pts missed (2 out)			
01:40				4 HUITZING I Defensive Rebound
01:16		18-29	-11	4 HUITZING I 3-Pts made (3 In)
00:48	Turnover			
00:48				15 van OOSTROM E Player OUT ---->>
00:48				9 GARNIER P Player IN <<----
00:27				9 GARNIER P Turnover
00:13	14 CAO Q 2-Pts missed (2 out)			
00:10	14 CAO Q Tap off situation, throw-in			
00:02	7 FU Y 2 Pts paint missed (2 Out)			



USTB GYMNASIUM  
北京科技大学体育馆

THU 星期四  
11 SEP 2008  
17:45

WHEELCHAIR BASKETBALL  
轮椅篮球

WOMEN  
女子

PRELIMINARIES GROUP B - GAME 48  
预赛 组 B - 场 48



### PLAY BY PLAY

文字比分播报

**CHN 18 vs 29 NED**

**Attendance: 1567**

Game Time	CHN - China	Score	Lead	NED - Netherlands
00:00				4 HUITZING I Defensive Rebound



## PLAY BY PLAY

文字比分播报

CHN 35 vs 51 NED

Attendance: 1567

Scoring by 5 min intervals:		Q1		Q2		Q3		Q4	
CHN		6	10	14	18	24	27	28	35
NED		4	12	22	29	35	41	45	51

### FIRST QUARTER

#### Quarter Starters:

CHN 4 ZHANG S                      7 FU Y                      11 CHEN Q                      12 LIU M                      14 CAO Q  
NED 4 HUITZING I                      7 OOSTERBAAN R                      11 KORVER C                      15 van OOSTROM E                      6 VISSER J

Game Time	CHN - China	Score	Lead	NED - Netherlands
10:00	4 ZHANG S Player IN <<----			
10:00	7 FU Y Player IN <<----			
10:00	11 CHEN Q Player IN <<----			
10:00	12 LIU M Player IN <<----			
10:00	14 CAO Q Player IN <<----			
10:00				4 HUITZING I Player IN <<----
10:00				7 OOSTERBAAN R Player IN <<----
10:00				11 KORVER C Player IN <<----
10:00				13 VAN BERGEN B Player IN <<----
10:00				14 VERSLOOT C Player IN <<----
10:00	4 ZHANG S Tap off won			4 HUITZING I Tap off lost
09:48	4 ZHANG S 2-Pts made (2 In)	2-0	+2	
09:25				13 VAN BERGEN B 2 Pts paint missed (2 Out)
09:25	14 CAO Q Defensive Rebound			
09:04	14 CAO Q 2-Pts missed (2 out)			
09:04				4 HUITZING I Defensive Rebound
08:49				4 HUITZING I 2 Pts paint missed (2 Out)
08:49	4 ZHANG S Defensive Rebound			
08:25				14 VERSLOOT C Personal foul
08:25	11 CHEN Q Foul On			
07:59	4 ZHANG S 2-Pts missed (2 out)			
07:59				13 VAN BERGEN B Defensive Rebound
07:37				14 VERSLOOT C 2 Pts paint missed (2 Out)
07:34	7 FU Y Defensive Rebound			
06:52	12 LIU M 2-Pts made (2 In)	4-0	+4	
06:45				11 KORVER C 2-Pts missed (2 out)
06:45				4 HUITZING I Offensive Rebound
06:45				14 VERSLOOT C 2 Pts paint missed (2 Out)
06:45				Offensive Rebound
06:29	7 FU Y Personal foul			
06:29	7 FU Y Foul On			
06:22				14 VERSLOOT C Steal
06:22				13 VAN BERGEN B Turnover
06:11				13 VAN BERGEN B Personal foul



## PLAY BY PLAY

文字比分播报

CHN 35 vs 51 NED

Attendance: 1567

Game Time	CHN - China	Score	Lead	NED - Netherlands
06:11	7 FU Y Foul On			
06:03	4 ZHANG S 2-Pts paint made (2 In)	6-0	+6	
05:55		6-2	+4	4 HUITZING I 2-Pts made (2 In)
05:45				11 KORVER C Personal foul
05:45	7 FU Y Foul On			
05:45				13 VAN BERGEN B Player OUT ---->>
05:45				14 VERSLOOT C Player OUT ---->>
05:45				15 van OOSTROM E Player IN <<----
05:45				6 VISSER J Player IN <<----
05:41	4 ZHANG S Turnover			
05:30				15 van OOSTROM E 2-Pts missed (2 out)
05:30	Defensive Rebound			
05:10	11 CHEN Q Turnover			
05:10				15 van OOSTROM E Steal
05:06				11 KORVER C Fast Break
05:04		6-4	+2	11 KORVER C 2-Pts paint made (2 In)
04:37	4 ZHANG S 2-Pts missed (2 out)			
04:35				15 van OOSTROM E Defensive Rebound
04:35	14 CAO Q Personal foul			
04:35				15 van OOSTROM E Foul On
04:21				15 van OOSTROM E 2 Pts paint missed (2 Out)
04:18	7 FU Y Defensive Rebound			
04:02	14 CAO Q 2-Pts paint made (2 In)	8-4	+4	
03:54	12 LIU M Assist			
03:54				11 KORVER C Offensive foul
03:54				11 KORVER C Turnover
03:54	7 FU Y Foul On			
03:54	7 FU Y Steal			
03:29	7 FU Y 2 Pts paint missed (2 Out)			
03:27				4 HUITZING I Defensive Rebound
03:25				Time out
03:06				4 HUITZING I 2-Pts missed (2 out)
03:04	7 FU Y Defensive Rebound			
02:58	11 CHEN Q 2 Pts paint missed (2 Out)			
02:56				4 HUITZING I Defensive Rebound
02:51	14 CAO Q Personal foul			
02:51				11 KORVER C Foul On
02:36		8-6	+2	15 van OOSTROM E 2-Pts paint made (2 In)
02:16	14 CAO Q 2-Pts paint made (2 In)	10-6	+4	
02:11	12 LIU M Assist			
02:06	4 ZHANG S Personal foul			
02:06				11 KORVER C Foul On



## PLAY BY PLAY

文字比分播报

CHN 35 vs 51 NED

Attendance: 1567

Game Time	CHN - China	Score	Lead	NED - Netherlands
02:06		10-7	+3	11 KORVER C Free Throw made (1 In)
02:06		10-8	+2	11 KORVER C Free Throw made (1 In)
01:55	14 CAO Q Turnover			
01:55				15 van OOSTROM E Steal
01:41		10-10	0	15 van OOSTROM E 2-Pts paint made (2 In)
01:37				4 HUITZING I Assist
01:19	4 ZHANG S 2-Pts missed (2 out)			
01:19				Defensive Rebound
01:03				15 van OOSTROM E 2 Pts paint missed (2 Out)
01:01	7 FU Y Defensive Rebound			
00:47				15 van OOSTROM E Personal foul
00:47	7 FU Y Foul On			
00:47	7 FU Y Free Throw missed (1 Out)			
00:45	7 FU Y Free Throw missed (1 Out)			
00:42				11 KORVER C Defensive Rebound
00:29		10-12	-2	15 van OOSTROM E 2-Pts paint made (2 In)
00:27				11 KORVER C Assist
00:18	7 FU Y Turnover			
00:18	Time out			
00:00				15 van OOSTROM E 2 Pts paint missed (2 Out)

## SECOND QUARTER

### Quarter Starters:

CHN 4 ZHANG S                      8 YANG C                      11 CHEN Q                      12 LIU M                      14 CAO Q  
NED 4 HUITZING I                      6 VISSER J                      7 OOSTERBAAN R                      15 van OOSTROM E                      11 KORVER C

Game Time	CHN - China	Score	Lead	NED - Netherlands
10:00	4 ZHANG S Player IN <<----			
10:00	8 YANG C Player IN <<----			
10:00	11 CHEN Q Player IN <<----			
10:00	12 LIU M Player IN <<----			
10:00	14 CAO Q Player IN <<----			
10:00				4 HUITZING I Player IN <<----
10:00				6 VISSER J Player IN <<----
10:00				7 OOSTERBAAN R Player IN <<----
10:00				15 van OOSTROM E Player IN <<----
10:00				11 KORVER C Player IN <<----
09:51				11 KORVER C Tap off situation, throw-in
09:45				7 OOSTERBAAN R 2-Pts missed (2 out)
09:41	14 CAO Q Defensive Rebound			
09:28	14 CAO Q 2-Pts paint made (2 In)	12-12	0	
09:26	4 ZHANG S Assist			
09:14	4 ZHANG S Personal foul			



## PLAY BY PLAY

文字比分播报

CHN 35 vs 51 NED

Attendance: 1567

Game Time	CHN - China	Score	Lead	NED - Netherlands
09:14				15 van OOSTROM E Foul On
09:14				15 van OOSTROM E Free Throw missed (1 Out)
09:14		12-13	-1	15 van OOSTROM E Free Throw made (1 In)
09:08	12 LIU M Turnover			
08:51		12-15	-3	11 KORVER C 2-Pts paint made (2 In)
08:50				6 VISSER J Assist
08:44	Time out			
08:23	4 ZHANG S 2-Pts missed (2 out)			
08:22				15 van OOSTROM E Defensive Rebound
08:03				11 KORVER C 2 Pts paint missed (2 Out)
08:00				11 KORVER C Offensive Rebound
08:00				11 KORVER C 2 Pts paint missed (2 Out)
07:55				11 KORVER C Offensive Rebound
07:50		12-17	-5	15 van OOSTROM E 2-Pts paint made (2 In)
07:48				11 KORVER C Assist
07:43	12 LIU M Turnover			
07:36	4 ZHANG S Personal foul			
07:36				15 van OOSTROM E Foul On
07:36				15 van OOSTROM E Free Throw missed (1 Out)
07:36		12-18	-6	15 van OOSTROM E Free Throw made (1 In)
07:36	4 ZHANG S Player OUT ---->>			
07:36	7 FU Y Player IN <<----			
07:20	12 LIU M 2 Pts paint missed (2 Out)			
07:18				15 van OOSTROM E Defensive Rebound
07:12				11 KORVER C Fast Break
07:11		12-20	-8	11 KORVER C 2-Pts paint made (2 In)
06:52	12 LIU M Fast Break			
06:51	12 LIU M 2-Pts paint made (2 In)	14-20	-6	
06:24				Turnover
06:09	8 YANG C 2-Pts missed (2 out)			
06:07				15 van OOSTROM E Defensive Rebound
05:50		14-22	-8	4 HUITZING I 2-Pts made (2 In)
05:21	14 CAO Q 2-Pts missed (2 out)			
05:18				4 HUITZING I Blocked Shot
05:18	4 ZHANG S Offensive Rebound			
05:18	4 ZHANG S Turnover			
05:03				15 van OOSTROM E 2-Pts missed (2 out)
05:02	8 YANG C Defensive Rebound			
04:49	8 YANG C 2-Pts paint made (2 In)	16-22	-6	
04:26				7 OOSTERBAAN R 2-Pts missed (2 out)
04:24	7 FU Y Defensive Rebound			
04:14				15 van OOSTROM E Personal foul





## PLAY BY PLAY

文字比分播报

CHN 35 vs 51 NED

Attendance: 1567

Game Time	CHN - China	Score	Lead	NED - Netherlands
04:14	7 FU Y Foul On			
04:04	8 YANG C Turnover			
04:04				15 van OOSTROM E Steal
03:56				11 KORVER C Fast Break
03:56		16-24	-8	11 KORVER C 2-Pts paint made (2 In)
03:42	14 CAO Q Turnover			
03:42				15 van OOSTROM E Steal
03:32				6 VISSER J 2-Pts missed (2 out)
03:32	Defensive Rebound			
03:17	7 FU Y 2-Pts made (2 In)	18-24	-6	
03:15	8 YANG C Assist			
02:59				7 OOSTERBAAN R 2-Pts missed (2 out)
02:57	11 CHEN Q Defensive Rebound			
02:45				11 KORVER C Personal foul
02:45	7 FU Y Foul On			
02:45				Time out
02:45				6 VISSER J Player OUT ---->>
02:45				5 BOEKHOORN P Player IN <<----
02:45				15 van OOSTROM E Player OUT ---->>
02:45				14 VERSLOOT C Player IN <<----
02:45	7 FU Y Free Throw missed (1 Out)			
02:44	7 FU Y Free Throw missed (1 Out)			
02:41				11 KORVER C Defensive Rebound
02:26		18-26	-8	11 KORVER C 2-Pts paint made (2 In)
02:08	11 CHEN Q Player OUT ---->>			
02:08	13 LI Y Player IN <<----			
02:06	8 YANG C Personal foul			
02:06				7 OOSTERBAAN R Foul On
01:51				14 VERSLOOT C Player OUT ---->>
01:51				15 van OOSTROM E Player IN <<----
01:47				15 van OOSTROM E 2 Pts paint missed (2 Out)
01:45	7 FU Y Defensive Rebound			
01:43	7 FU Y 2-Pts missed (2 out)			
01:40				4 HUITZING I Defensive Rebound
01:16		18-29	-11	4 HUITZING I 3-Pts made (3 In)
00:48	Turnover			
00:48				15 van OOSTROM E Player OUT ---->>
00:48				9 GARNIER P Player IN <<----
00:27				9 GARNIER P Turnover
00:13	14 CAO Q 2-Pts missed (2 out)			
00:10	14 CAO Q Tap off situation, throw-in			
00:02	7 FU Y 2 Pts paint missed (2 Out)			



## PLAY BY PLAY

文字比分播报

CHN 35 vs 51 NED

Attendance: 1567

Game Time	CHN - China	Score	Lead	NED - Netherlands
00:00				4 HUITZING I Defensive Rebound

### THIRD QUARTER

#### Quarter Starters:

CHN 8 YANG C                      7 FU Y                      10 CHEN D                      12 LIU M                      13 LI Y  
NED 4 HUITZING I                      7 OOSTERBAAN R                      6 VISSER J                      11 KORVER C                      15 van OOSTROM E

Game Time	CHN - China	Score	Lead	NED - Netherlands
10:00				4 HUITZING I Player IN <<----
10:00				7 OOSTERBAAN R Player IN <<----
10:00				6 VISSER J Player IN <<----
10:00				11 KORVER C Player IN <<----
10:00				15 van OOSTROM E Player IN <<----
10:00	8 YANG C Player IN <<----			
10:00	7 FU Y Player IN <<----			
10:00	10 CHEN D Player IN <<----			
10:00	12 LIU M Player IN <<----			
10:00	13 LI Y Player IN <<----			
09:58				11 KORVER C Tap off situation, throw-in
09:44				4 HUITZING I Turnover
09:44	10 CHEN D Steal			
09:29	7 FU Y 2-Pts paint made (2 In)	20-29	-9	
09:27	8 YANG C Assist			
09:03	8 YANG C Personal foul			
09:03				11 KORVER C Foul On
09:03				11 KORVER C Free Throw missed (1 Out)
09:03				11 KORVER C Free Throw missed (1 Out)
08:59	10 CHEN D Defensive Rebound			
08:59	13 LI Y Turnover			
08:36		20-31	-11	4 HUITZING I 2-Pts made (2 In)
08:26	13 LI Y Turnover			
08:10	10 CHEN D Personal foul			
08:10				4 HUITZING I Foul On
08:10				4 HUITZING I Free Throw missed (1 Out)
08:09				4 HUITZING I Free Throw missed (1 Out)
08:03				15 van OOSTROM E Offensive Rebound
08:03		20-33	-13	15 van OOSTROM E 2-Pts paint made (2 In)
07:44	8 YANG C 2-Pts paint made (2 In)	22-33	-11	
07:42	7 FU Y Assist			
07:27				15 van OOSTROM E 2 Pts paint missed (2 Out)
07:26	7 FU Y Defensive Rebound			
07:05	8 YANG C 3-Pts missed (3 Out)			
07:03				Defensive Rebound



## PLAY BY PLAY

文字比分播报

CHN 35 vs 51 NED

Attendance: 1567

Game Time	CHN - China	Score	Lead	NED - Netherlands
06:41				7 OOSTERBAAN R Turnover
06:41	10 CHEN D Steal			
06:30	7 FU Y 2 Pts paint missed (2 Out)			
06:26	Offensive Rebound			
06:26				6 VISSER J Player OUT ---->>
06:26				5 BOEKHOORN P Player IN <<----
06:09	8 YANG C 2-Pts paint made (2 In)	24-33	-9	
05:54		24-35	-11	15 van OOSTROM E 2-Pts paint made (2 In)
05:54				11 KORVER C Assist
05:54	8 YANG C Personal foul			
05:54				15 van OOSTROM E Foul On
05:54				15 van OOSTROM E Free Throw missed (1 Out)
05:50	Defensive Rebound			
05:29	10 CHEN D Turnover			
05:29				15 van OOSTROM E Steal
05:17				15 van OOSTROM E 2 Pts paint missed (2 Out)
05:15	8 YANG C Defensive Rebound			
05:04	10 CHEN D 2-Pts missed (2 out)			
05:03				Defensive Rebound
05:03				Time out
05:00				15 van OOSTROM E Player OUT ---->>
05:00				14 VERSLOOT C Player IN <<----
05:00				5 BOEKHOORN P Player OUT ---->>
05:00				13 VAN BERGEN B Player IN <<----
04:52				11 KORVER C Offensive foul
04:52				11 KORVER C Turnover
04:52	7 FU Y Foul On			
04:52	7 FU Y Steal			
04:52				11 KORVER C Player OUT ---->>
04:52				8 PIETERSE F Player IN <<----
04:37	7 FU Y 2-Pts missed (2 out)			
04:34	13 LI Y Offensive Rebound			
04:34	13 LI Y Tap off situation, throw-in			
04:25	7 FU Y 2-Pts paint made (2 In)	26-35	-9	
04:19	10 CHEN D Assist			
04:01		26-37	-11	4 HUITZING I 2-Pts made (2 In)
03:46	10 CHEN D 2-Pts missed (2 out)			
03:43				4 HUITZING I Defensive Rebound
03:40				13 VAN BERGEN B Turnover
03:31				7 OOSTERBAAN R Personal foul
03:31	7 FU Y Foul On			
03:31	7 FU Y Free Throw missed (1 Out)			



## PLAY BY PLAY

文字比分播报

CHN 35 vs 51 NED

Attendance: 1567

Game Time	CHN - China	Score	Lead	NED - Netherlands
03:29	7 FU Y Free Throw missed (1 Out)			
03:26				4 HUITZING I Defensive Rebound
03:16		26-39	-13	14 VERSLOOT C 2-Pts paint made (2 In)
03:14				7 OOSTERBAAN R Assist
02:57				14 VERSLOOT C Personal foul
02:57	8 YANG C Foul On			
02:39	8 YANG C Turnover			
02:39				4 HUITZING I Steal
02:18				4 HUITZING I 2 Pts paint missed (2 Out)
02:17				7 OOSTERBAAN R Offensive Rebound
02:15				Turnover
01:58				13 VAN BERGEN B Personal foul
01:58	12 LIU M Foul On			
01:47	8 YANG C 2-Pts missed (2 out)			
01:47				14 VERSLOOT C Defensive Rebound
01:47	10 CHEN D Personal foul			
01:47				14 VERSLOOT C Foul On
01:33				13 VAN BERGEN B 2 Pts paint missed (2 Out)
01:30				14 VERSLOOT C Offensive Rebound
01:30				14 VERSLOOT C 2 Pts paint missed (2 Out)
01:27				4 HUITZING I Offensive Rebound
01:27		26-41	-15	4 HUITZING I 2-Pts paint made (2 In)
01:14	10 CHEN D Turnover			
01:05				8 PIETERSE F 2 Pts paint missed (2 Out)
01:05	Defensive Rebound			
00:58	8 YANG C Turnover			
00:45	8 YANG C Player OUT ---->>			
00:45	4 ZHANG S Player IN <<----			
00:35				4 HUITZING I 2-Pts missed (2 out)
00:33	7 FU Y Defensive Rebound			
00:23	12 LIU M 2 Pts paint missed (2 Out)			
00:21				4 HUITZING I Defensive Rebound
00:14				14 VERSLOOT C 2 Pts paint missed (2 Out)
00:14				13 VAN BERGEN B Offensive Rebound
00:14				13 VAN BERGEN B Turnover
00:14				4 HUITZING I Player OUT ---->>
00:14				15 van OOSTROM E Player IN <<----
00:06				13 VAN BERGEN B Personal foul
00:06	10 CHEN D Foul On			
00:06	10 CHEN D Free Throw missed (1 Out)			
00:06	10 CHEN D Free Throw made (1 In)	27-41	-14	

### FOURTH QUARTER

#### Quarter Starters:

CHN

NED



## PLAY BY PLAY

文字比分播报

CHN 35 vs 51 NED

Attendance: 1567

Game Time	CHN - China	Score	Lead	NED - Netherlands
10:00	4 ZHANG S Player IN <<----			
10:00	7 FU Y Player IN <<----			
10:00	10 CHEN D Player IN <<----			
10:00	12 LIU M Player IN <<----			
10:00	13 LI Y Player IN <<----			
10:00				7 OOSTERBAAN R Player IN <<----
10:00				8 PIETERSE F Player IN <<----
10:00				13 VAN BERGEN B Player IN <<----
10:00				14 VERSLOOT C Player IN <<----
10:00				15 van OOSTROM E Player IN <<----
10:00				14 VERSLOOT C Tap off situation, throw-in
09:49		27-43	-16	15 van OOSTROM E 2-Pts paint made (2 In)
09:45				7 OOSTERBAAN R Assist
09:39	10 CHEN D Offensive foul			
09:39	10 CHEN D Turnover			
09:39				14 VERSLOOT C Foul On
09:39				14 VERSLOOT C Steal
09:30	4 ZHANG S Personal foul			
09:30				15 van OOSTROM E Foul On
09:30				15 van OOSTROM E Free Throw missed (1 Out)
09:29				15 van OOSTROM E Free Throw missed (1 Out)
09:24	7 FU Y Defensive Rebound			
09:21	12 LIU M 2 Pts paint missed (2 Out)			
09:20	Offensive Rebound			
09:16				13 VAN BERGEN B Blocked Shot
09:12				15 van OOSTROM E Personal foul
09:12	12 LIU M Foul On			
09:12	12 LIU M Free Throw made (1 In)	28-43	-15	
09:12	12 LIU M Free Throw missed (1 Out)			
09:08	7 FU Y Offensive Rebound			
09:00	4 ZHANG S 2-Pts missed (2 out)			
08:58				13 VAN BERGEN B Defensive Rebound
08:55				13 VAN BERGEN B Turnover
08:44				14 VERSLOOT C Personal foul
08:44	10 CHEN D Foul On			
08:44				13 VAN BERGEN B Player OUT ---->>
08:44				11 KORVER C Player IN <<----
08:31	7 FU Y 2 Pts paint missed (2 Out)			
08:27				7 OOSTERBAAN R Defensive Rebound
08:05		28-45	-17	15 van OOSTROM E 2-Pts paint made (2 In)
07:50	12 LIU M Turnover			
07:50				15 van OOSTROM E Player OUT ---->>



## PLAY BY PLAY

文字比分播报

CHN 35 vs 51 NED

Attendance: 1567

Game Time	CHN - China	Score	Lead	NED - Netherlands
07:50				4 HUITZING I Player IN <<----
07:41	7 FU Y Steal			
07:41				14 VERSLOOT C Turnover
07:15	7 FU Y 2-Pts missed (2 out)			
07:15	12 LIU M Offensive Rebound			
07:15	Turnover			
06:57				14 VERSLOOT C 2 Pts paint missed (2 Out)
06:57				Offensive Rebound
06:57				7 OOSTERBAAN R Player OUT ---->>
06:57				6 VISSER J Player IN <<----
06:57				8 PIETERSE F Player OUT ---->>
06:57				15 van OOSTROM E Player IN <<----
06:57				11 KORVER C Player OUT ---->>
06:57				5 BOEKHOORN P Player IN <<----
06:51				15 van OOSTROM E 2-Pts missed (2 out)
06:49	7 FU Y Defensive Rebound			
06:34				15 van OOSTROM E Personal foul
06:34	7 FU Y Foul On			
06:34	7 FU Y Player OUT ---->>			
06:34	14 CAO Q Player IN <<----			
06:34				15 van OOSTROM E Player OUT ---->>
06:34				9 GARNIER P Player IN <<----
06:34	14 CAO Q Free Throw missed (1 Out)			
06:27	14 CAO Q Free Throw missed (1 Out)			
06:22				Defensive Rebound
06:14				4 HUITZING I 2-Pts missed (2 out)
06:11				4 HUITZING I Offensive Rebound
06:11				4 HUITZING I 2 Pts paint missed (2 Out)
06:09	14 CAO Q Defensive Rebound			
06:02	13 LI Y Turnover			
05:38				4 HUITZING I 2-Pts missed (2 out)
05:36	10 CHEN D Defensive Rebound			
05:24				14 VERSLOOT C Personal foul
05:24	14 CAO Q Foul On			
05:05	10 CHEN D Turnover			
05:05				4 HUITZING I Steal
05:05				14 VERSLOOT C Turnover
04:54	Time out			
04:54				6 VISSER J Player OUT ---->>
04:54				14 VERSLOOT C Player OUT ---->>
04:54				7 OOSTERBAAN R Player IN <<----
04:54				11 KORVER C Player IN <<----



## PLAY BY PLAY

文字比分播报

CHN 35 vs 51 NED

Attendance: 1567

Game Time	CHN - China	Score	Lead	NED - Netherlands
04:54	4 ZHANG S Player OUT ---->>			
04:54	8 YANG C Player IN <<----			
04:27	8 YANG C 2-Pts missed (2 out)			
04:26	14 CAO Q Offensive Rebound			
04:24	14 CAO Q 2 Pts paint missed (2 Out)			
04:24	Turnover			
04:10				9 GARNIER P Turnover
04:10	8 YANG C Steal			
04:10	12 LIU M Turnover			
04:10				11 KORVER C Steal
04:10				11 KORVER C Turnover
03:29	13 LI Y 2-Pts made (2 In)	30-45	-15	
03:27	14 CAO Q Assist			
03:09	10 CHEN D Personal foul			
03:09				11 KORVER C Foul On
03:09				5 BOEKHOORN P Player OUT ---->>
03:09				12 BRAAM S Player IN <<----
03:09				11 KORVER C Free Throw missed (1 Out)
03:09		30-46	-16	11 KORVER C Free Throw made (1 In)
02:50	10 CHEN D Tap off situation, throw-in			
02:49				4 HUITZING I Player OUT ---->>
02:49				10 RAMAEKERS B Player IN <<----
02:49				9 GARNIER P Player OUT ---->>
02:49				15 van OOSTROM E Player IN <<----
02:43	13 LI Y Offensive Rebound			
02:43	13 LI Y 2-Pts paint made (2 In)	32-46	-14	
02:43				12 BRAAM S Personal foul
02:43	13 LI Y Foul On			
02:43				Time out
02:43				10 RAMAEKERS B Player OUT ---->>
02:43				4 HUITZING I Player IN <<----
02:43	13 LI Y Free Throw made (1 In)	33-46	-13	
02:43				4 HUITZING I Player OUT ---->>
02:43				10 RAMAEKERS B Player IN <<----
02:36				10 RAMAEKERS B Turnover
02:21	14 CAO Q 2-Pts paint made (2 In)	35-46	-11	
02:19	12 LIU M Assist			
02:01				11 KORVER C 2 Pts paint missed (2 Out)
02:01				15 van OOSTROM E Offensive Rebound
02:01		35-48	-13	15 van OOSTROM E 2-Pts paint made (2 In)
02:01	10 CHEN D Personal foul			
02:01				15 van OOSTROM E Foul On



## PLAY BY PLAY

文字比分播报

CHN 35 vs 51 NED

Attendance: 1567

Game Time	CHN - China	Score	Lead	NED - Netherlands
02:01	10 CHEN D Player OUT ---->>			
02:01	15 ZHENG D Player IN <<----			
02:01		35-49	-14	15 van OOSTROM E Free Throw made (1 In)
01:41	12 LIU M Turnover			
01:29		35-51	-16	15 van OOSTROM E 2-Pts paint made (2 In)
01:29				7 OOSTERBAAN R Assist
01:07	8 YANG C 2-Pts missed (2 out)			
01:05				15 van OOSTROM E Defensive Rebound
00:57				11 KORVER C 2 Pts paint missed (2 Out)
00:55				11 KORVER C Offensive Rebound
00:41				11 KORVER C 2-Pts missed (2 out)
00:39				7 OOSTERBAAN R Offensive Rebound
00:25				11 KORVER C 2-Pts missed (2 out)
00:21				15 van OOSTROM E Offensive Rebound
00:21				15 van OOSTROM E 2 Pts paint missed (2 Out)
00:19	8 YANG C Defensive Rebound			
00:12	15 ZHENG D Turnover			
00:12				11 KORVER C Steal
00:00				10 RAMAEKERS B 2-Pts missed (2 out)





## RESULTS

比赛成绩

### CHN 18 vs 29 NED

Attendance: 1567

Referee: MARQUES Rui David (BRA)

Commissioner: REHLING Detlef Klaus (GER)

Umpires: KINDERVATER Max (GER); SAUNDERS Charles David (RSA)

Classifier: TSUNEMI Hiroshi (JPN)

		Q1		Q2	
Scoring by 5 min intervals:	CHN	6	10	14	18
	NED	4	12	22	29

#### CHN - CHINA

No.	Name	Sport Class	MIN	Field Goals		2 Points		3 Points		Free Throws		Rebounds			AS	TO	ST	BS	PF	FO	PTS
				M/A	%	M/A	%	M/A	%	M/A	%	OR	DR	TOT							
*4	ZHANG Santao (C)	4.0	12:24	2/6	33	2/6	33					1	1	2	1	2			3		4
*7	FU Yongqing	4.0	17:36	1/4	25	1/4	25			0/4	0		6	6		1	1		1	7	2
*11	CHEN Qiurong	1.0	17:52	0/1	0	0/1	0						1	1		1				1	0
*12	LIU Mihuan	1.5	20:00	2/3	67	2/3	67								2	2					4
*14	CAO Qiuping	3.0	20:00	3/6	50	3/6	50						2	2		2			2		6
5	GU Li	4.5	00:00																		0
6	HAO Wenhua	4.0	00:00																		0
8	YANG Chao	4.0	10:00	1/2	50	1/2	50						1	1	1	1			1		2
9	PENG Fengling	4.0	00:00																		0
10	CHEN Damei	3.0	00:00																		0
13	LI Yanhua	1.5	02:08																		0
15	ZHENG Donghui	2.5	00:00																		0
Team/Coach																1					
<b>Totals</b>				9/22	41	9/22	41			0/4	0	1	13	14	4	10	1		7	8	18
Coach		LIU Tiehua																			
Assistant Coach		ZHANG Chunling																			

#### NED - NETHERLANDS

No.	Name	Sport Class	MIN	Field Goals		2 Points		3 Points		Free Throws		Rebounds			AS	TO	ST	BS	PF	FO	PTS
				M/A	%	M/A	%	M/A	%	M/A	%	OR	DR	TOT							
*4	HUITZING Inge	4.5	20:00	3/5	60	2/4	50	1/1	100			1	5	6	1			1			7
*6	VISSER Jitske	1.0	13:00	0/1	0	0/1	0								1						0
*7	OOSTERBAAN Roos	1.5	20:00	0/3	0	0/3	0													1	0
*11	KORVER Cher	2.5	20:00	5/8	63	5/8	63			2/2	100	2	2	4	2	1			3	2	12
*15	van OOSTROM Elsbeth	4.5	14:03	4/10	40	4/10	40			2/4	50	4	4	4			4		2	3	10
5	BOEKHOORN Patries	1.0	02:45																		0
8	PIETERSE Fleur	2.5	00:00																		0
9	GARNIER Petra (C)	4.5	00:48												1						0
10	RAMAEKERS Brenda	4.5	00:00																		0
12	BRAAM Sandra	1.0	00:00																		0
13	VAN BERGEN Barbara	2.0	04:15	0/1	0	0/1	0					1	1		1				1		0
14	VERSLOOT Carina	3.0	05:09	0/2	0	0/2	0									1			1		0
Team/Coach															1						
<b>Totals</b>				12/30	40	11/29	38	1/1	100	4/6	67	4	13	17	4	4	5	1	7	6	29
Coach		LANSINK ROTGERINK Yvonne																			
Assistant Coach		van de BUNTE Kees																			

	CHN	NED
Points from Turnovers	0	8
Points in the Paint	12	18
Second Chance Points	0	4
Fast Break Points	2	6

	CHN	NED
Biggest Lead	6	11
Biggest Scoring Run	6-0(6-0)	8-0(12-20)
Lead Changes	2	
Times Tied	2	

#### Legend:

%	Shooting Percentage	(C)	Captain	*	Starters	AS	Assists
BS	Blocked Shots	DR	Defensive Rebounds	FO	Fouls On	M/A	Made/Attempts
MIN	Minutes Played	OR	Offensive Rebounds	PF	Fouls	PTS	Points
Qx	Quarter Time	ST	Steals	TO	Turnovers	TOT	Total Rebounds



## RESULTS

比赛成绩

### CHN 35 vs 51 NED

Attendance: 1567

Referee: MARQUES Rui David (BRA)

Commissioner: REHLING Detlef Klaus (GER)

Umpires: KINDERVATER Max (GER); SAUNDERS Charles David (RSA)

Classifier: TSUNEMI Hiroshi (JPN)

		Q1		Q2		Q3		Q4	
Scoring by 5 min intervals:	CHN	6	10	14	18	24	27	28	35
	NED	4	12	22	29	35	41	45	51

#### CHN - CHINA

No.	Name	Sport Class	MIN	Field Goals		2 Points		3 Points		Free Throws		Rebounds			AS	TO	ST	BS	PF	FO	PTS
				M/A	%	M/A	%	M/A	%	M/A	%	OR	DR	TOT							
*4	ZHANG Santao (C)	4.0	18:15	2/7	29	2/7	29					1	1	2	1	2			4		4
*7	FU Yongqing	4.0	31:02	3/10	30	3/10	30			0/6	0	1	10	11	1	1	3		1	10	6
*11	CHEN Qiurong	1.0	17:52	0/1	0	0/1	0						1	1		1				1	0
*12	LIU Mihuan	1.5	40:00	2/5	40	2/5	40			1/2	50	1		1	3	5				2	5
*14	CAO Qiuping	3.0	26:34	4/8	50	4/8	50			0/2	0	1	3	4	1	2			2	1	8
5	GU Li	4.5	00:00																		0
6	HAO Wenhua	4.0	00:00																		0
8	YANG Chao	4.0	24:09	3/8	38	3/7	43	0/1	0				3	3	2	3	1		3	1	6
9	PENG Fengling	4.0	00:00																		0
10	CHEN Damei	3.0	17:59	0/2	0	0/2	0			1/2	50		2	2	1	4	2		5	2	1
13	LI Yanhua	1.5	22:08	2/2	100	2/2	100			1/1	100	2		2		3				1	5
15	ZHENG Donghui	2.5	02:01													1					0
Team/Coach																					
<b>Totals</b>				16/43	37	16/42	38	0/1	0	3/13	23	8	24	32	9	25	6		15	18	35
Coach		LIU Tiehua																			
Assistant Coach		ZHANG Chunling																			

#### NED - NETHERLANDS

No.	Name	Sport Class	MIN	Field Goals		2 Points		3 Points		Free Throws		Rebounds			AS	TO	ST	BS	PF	FO	PTS
				M/A	%	M/A	%	M/A	%	M/A	%	OR	DR	TOT							
*4	HUITZING Inge	4.5	34:47	6/13	46	5/12	42	1/1	100	0/2	0	3	8	11	1	1	2	1		1	13
*6	VISSER Jitske	1.0	18:37	0/1	0	0/1	0								1						0
*7	OOSTERBAAN Roos	1.5	37:57	0/3	0	0/3	0					2	1	3	3	1			1	1	0
*11	KORVER Cher	2.5	31:49	5/12	42	5/12	42			3/6	50	3	2	5	3	3	2		4	4	13
*15	van OOSTROM Elsbeth	4.5	24:39	10/20	50	10/20	50			3/8	38	3	5	8		5			4	6	23
5	BOEKHOORN Patries	1.0	07:59																		0
8	PIETERSE Fleur	2.5	07:55	0/1	0	0/1	0														0
9	GARNIER Petra (C)	4.5	04:33													2					0
10	RAMAEKERS Brenda	4.5	02:49	0/1	0	0/1	0								1						0
12	BRAAM Sandra	1.0	03:09																1		0
13	VAN BERGEN Barbara	2.0	10:31	0/2	0	0/2	0					1	2	3		4		1	3		0
14	VERSLOOT Carina	3.0	15:15	1/6	17	1/6	17					1	1	2		2	2		4	2	2
Team/Coach																					
<b>Totals</b>				22/59	37	21/58	36	1/1	100	6/16	38	15	23	38	8	16	11	2	17	14	51
Coach		LANSINK ROTGERINK Yvonne																			
Assistant Coach		van de BUNTE Kees																			

	CHN	NED
Points from Turnovers	6	13
Points in the Paint	24	34
Second Chance Points	4	12
Fast Break Points	2	6

	CHN	NED
Biggest Lead	6	17
Biggest Scoring Run	6-0(6-0)	8-0(12-20)
Lead Changes	2	
Times Tied	2	

#### Legend:

%	Shooting Percentage	(C)	Captain	*	Starters	AS	Assists
BS	Blocked Shots	DR	Defensive Rebounds	FO	Fouls On	M/A	Made/Attempts
MIN	Minutes Played	OR	Offensive Rebounds	OTx	Overtime	PF	Fouls
PTS	Points	Qx	Quarter Time	ST	Steals	TO	Turnovers
TOT	Total Rebounds						