

TEAM ROSTER As of 4 SEP 2008

运动队名单

BEL - BELGIUM

No.	Name	Sport Class	Date of Birth
1	van EENOGHE Danny	B2	24 MAY 1962
2	de RICK Johan	B2	30 MAY 1971
3	VANHOVE Bruno	B2	17 AUG 1983
4	BIHI Youssef	B3	27 JUL 1977
5	van HOUT Peter	B3	31 AUG 1968
6	BUISSERET Vincent	B2	13 MAY 1976

Team Colours	Shirt	Shorts	Socks
Light	WHITE	BLACK	WHITE

Coach CARPELS Willy
Assistant Coach VERDICKT Hugo



TEAM ROSTER As of 4 SEP 2008

运动队名单

BRA - BRAZIL

No.	Name	Sport Class	Date of Birth
1	MARQUES Romario	B2	20 JUL 1989
2	SILVA FILHO Luiz	B1	07 JUL 1979
3	HOMEM Paulo	B2	01 SEP 1969
4	FREIRE Legy	B1	27 SEP 1976
5	COSTA Thiago	B3	19 JAN 1984
7	CELENTE Alexsander	B1	21 DEC 1980

Team Colours	Shirt	Shorts	Socks
Dark	BLUE	BLUE	BLUE
Light	YELLOW	YELLOW	YELLOW

Coach FREITAS NASCIMENTO Dailton
Assistant Coach FRANCO Joao Roberto



TEAM ROSTER As of 4 SEP 2008


运动队名单

CAN - CANADA

No.	Name	Sport Class	Date of Birth
3	GAULIN Brendan	B2	13 JUL 1989
4	KOZAK Dean	B2	04 APR 1972
5	HACHE Bruno	B3	13 JUL 1977
7	CARON Mario	B2	10 AUG 1962
8	CHRISTY Jeff	B2	16 MAY 1970
9	CHRISTY Rob	B3	10 JUN 1972

Team Colours	Shirt	Shorts	Socks
Dark	RED BLACK WHITE	BLACK	WHITE RED OR BLACK

Coach SNOW Danny
Assistant Coach HUZULAK Mike



TEAM ROSTER As of 4 SEP 2008

运动队名单

CHN - CHINA

No.	Name	Sport Class	Date of Birth
1	YAO Yongquan	B2	15 JAN 1987
2	CAI Changgui	B1	15 APR 1983
3	BAO Daolei	B2	17 MAR 1988
4	CHEN Liangliang	B1	28 SEP 1984
5	YANG Chunhong	B2	24 AUG 1987
6	DU Jinran	B3	12 MAY 1986

Team Colours	Shirt	Shorts	Socks
Dark	BLACK	BLACK	WHITE

Coach ZHANG Yong
Assistant Coach XIA Xiang



TEAM ROSTER As of 4 SEP 2008

运动队名单

DEN - DENMARK

No.	Name	Sport Class	Date of Birth
1	PEDERSEN Martin	B1	08 MAR 1975
2	BAULUND Mads	B3	05 MAR 1990
3	NIELSEN Ricky	B3	18 SEP 1980
4	HANSEN Kenneth	B2	15 JUL 1979
5	ELKJAER Jonas	B3	17 AUG 1980
6	WEICHEL Peter	B3	23 DEC 1982

Team Colours	Shirt	Shorts	Socks
Dark	RED	BLACK	BLACK
Light	WHITE	BLACK	BLACK

Coach LEHRMANN BRUUN Gregers
Assistant Coach BUNDEGAARD IVERSEN Evald



TEAM ROSTER As of 4 SEP 2008

运动队名单

ESP - SPAIN

No.	Name	Sport Class	Date of Birth
1	RUBIO Tomas	B2	19 FEB 1977
2	GARCIA Jose Fernando	B2	17 MAY 1964
3	GARCIA Raul	B3	03 DEC 1971
4	GALIANA Vicente	B1	03 AUG 1977
5	PEREZ Jose	B2	27 FEB 1977
7	SANTANA Jesus Nazaret	B3	20 DEC 1990

Team Colours	Shirt	Shorts	Socks
Light	YELLOW	BLACK	BLACK

Coach MONREAL Francisco Gines
Assistant Coach GALLEGO Juan Francisco



TEAM ROSTER As of 4 SEP 2008


运动队名单

FIN - FINLAND

No.	Name	Sport Class	Date of Birth
1	MATTILA Jarno	B2	01 JAN 1985
2	AITTOLA Veli-Matti	B2	02 NOV 1973
3	KIVINEN Jorma	B1	29 NOV 1970
4	MIINALA Erkki	B2	19 AUG 1986
7	ALENIUS Toni	B2	28 AUG 1986
8	POSIO Petri	B2	17 MAY 1983

Team Colours	Shirt	Shorts	Socks
Dark	BLUE/WHITE	DARK BLUE	BLACK

Coach LAITINEN Timo Kalevi
Assistant Coach COLLET Kevin Joseph Surya



TEAM ROSTER As of 4 SEP 2008

运动队名单

IRI - IRAN

No.	Name	Sport Class	Date of Birth
1	HOSSEINI Seyed Rahmatollah	B2	23 JUL 1981
2	SORANJI ESTARAKI Mohammad	B2	06 SEP 1985
3	JALILVANDSHIRKHANITABAR Mohsen	B2	14 AUG 1983
4	JAHANGIRI GHAVAM Behzad	B2	17 SEP 1984
5	JALALI Javad	B2	21 SEP 1981
6	SAYAHI Seyed Mehdi	B2	09 MAY 1986

Team Colours	Shirt	Shorts	Socks
Dark	RED	BLACK	WHITE

Coach BEDGOLI Mohammad
Assistant Coach EBRAHIMZADEH MOTLAGH Mohammad



TEAM ROSTER As of 4 SEP 2008

运动队名单

LTU - LITHUANIA

No.	Name	Sport Class	Date of Birth
1	MONTVYDAS Nerijus	B1	21 JAN 1985
3	JUCHNA Arvydas	B1	29 APR 1984
4	SIMKUS Zydrunas	B2	14 OCT 1973
5	LEONAVICIUS Saulius	B3	26 MAR 1973
7	PAVLIUKIANEC Genrik	B2	17 JUN 1976
8	ZIBOLIS Marius	B1	14 OCT 1974

Team Colours	Shirt	Shorts	Socks
Dark	GREEN	BLACK	BLACK

Coach LEVICKIS Karolis
Assistant Coach SIMKUS Raimundas



TEAM ROSTER As of 4 SEP 2008

运动队名单

SLO - SLOVENIA

No.	Name	Sport Class	Date of Birth
1	LEDINEK Matej	B2	12 FEB 1983
3	VINKLER Ivan	B2	26 SEP 1969
5	DOLANC Gorazd	B3	15 JAN 1982
6	PODOBNIKAR Simon	B2	26 AUG 1983
8	PIRC Dejan	B2	26 SEP 1984
9	VOGRINCIC Bostjan	B2	02 JAN 1975

Team Colours	Shirt	Shorts	Socks
Light	WHITE	DARK BLUE	

Coach MARTON Toni
Assistant Coach KASTNA Tansa



TEAM ROSTER As of 4 SEP 2008


运动队名单

SWE - SWEDEN

No.	Name	Sport Class	Date of Birth
1	SEREMETI Fatmir	B2	10 APR 1983
2	KUUS Oskar	B3	04 OCT 1983
3	GAHNE Stefan	B3	15 JAN 1982
4	HULTQVIST Niklas	B3	27 DEC 1982
5	BJORKSTRAND Jimmy	B3	04 MAY 1979
7	AKERBERG Mikael	B3	01 JUL 1982

Team Colours	Shirt	Shorts	Socks
Dark	YELLOW/BLUE	BLACK	YELLOW
Light	BLUE/WHITE	BLACK	BLUE

Coach BERGKVIST Henrik
Assistant Coach HAMMARSTROM Jennie



TEAM ROSTER As of 4 SEP 2008

运动队名单

USA - UNITED STATES OF AMERICA

No.	Name	Sport Class	Date of Birth
2	MERREN Tyler	B2	29 MAY 1984
3	MUNRO Edward	B3	12 APR 1975
4	WALKER Daryl	B3	29 DEC 1981
6	MICKENS Donte'	B3	19 OCT 1980
7	DENUYL Steve	B2	30 SEP 1986
8	DODDS Chris	B2	22 SEP 1983

Team Colours	Shirt	Shorts	Socks
Dark	RED/WHITE/BLUE	BLUE	WHITE
Light	WHITE/RED/BLUE	BLUE	WHITE
3rd:	BLUE/WHITE/RED	BLUE	WHITE



TEAM ROSTER As of 4 SEP 2008

运动队名单

BRA - BRAZIL

No.	Name	Sport Class	Date of Birth
1	SILVA Luana	B1	10 SEP 1981
2	SANTOS Neuzimar	B3	21 MAY 1981
3	CUSTODIO Ana Carolina	B2	23 APR 1987
5	AMORIM Claudia	B2	29 JUN 1976
6	LINO Adriana	B2	06 OCT 1977
7	SILVA Simone	B1	03 AUG 1976

Team Colours	Shirt	Shorts	Socks
Dark	BLUE	BLUE	BLUE

Coach GONCALVES COLLETTES Diego
Assistant Coach MORALO Marcio



TEAM ROSTER As of 4 SEP 2008

运动队名单

CAN - CANADA

No.	Name	Sport Class	Date of Birth
2	RYAN Shawna	B3	17 NOV 1974
4	ALSOP Amy	B3	30 JUN 1978
5	SCOTT Contessa	B2	17 SEP 1973
6	LISABETH Annette	B3	24 FEB 1984
7	KNEEBONE Amy	B3	17 MAR 1990
9	MORIN Nancy	B3	28 AUG 1975

Team Colours	Shirt	Shorts	Socks
Dark	RED BLACK WHITE BLACK		WHITE RED OR BLACK

Coach DAWSON Janice
Assistant Coach POULIOT Annie



TEAM ROSTER As of 4 SEP 2008


运动队名单

CHN - CHINA

No.	Name	Sport Class	Date of Birth
1	LIN Shan	B2	02 MAR 1986
2	WANG Shasha	B1	14 OCT 1986
3	CHEN Fengqing	B2	17 JUL 1985
4	WANG Ruixue	B2	04 MAY 1987
5	XU Juan	B2	08 MAY 1981
6	FAN Feifei	B2	01 SEP 1989

Team Colours	Shirt	Shorts	Socks
Dark	BLACK	BLACK	WHITE

Coach SHAO Baolin
Assistant Coach WANG Jinqin



TEAM ROSTER As of 4 SEP 2008

运动队名单

DEN - DENMARK

No.	Name	Sport Class	Date of Birth
1	LARSEN Maria	B2	17 AUG 1983
2	NISSEN Mette	B2	08 MAR 1987
3	VEDSTED Lykke	B2	05 OCT 1980
4	THOMSEN Ninna	B3	25 JUL 1981
5	RYDING Kamilla	B2	31 DEC 1985
6	JOERGENSEN Karina	B3	17 NOV 1982

Team Colours	Shirt	Shorts	Socks
Light	WHITE	BLACK	BLACK

Coach FORSBERG Peter
Assistant Coach POULSEN Karsten



TEAM ROSTER As of 4 SEP 2008

运动队名单

GER - GERMANY

No.	Name	Sport Class	Date of Birth
3	FISCHER Ina	B1	25 OCT 1975
5	MOLLER Christiane	B1	28 MAY 1981
6	OTTO Swetlana	B3	03 OCT 1991
7	DIETZ Conny	B2	04 FEB 1962
8	BALL Natalie	B1	13 JUL 1979
9	SCHINDLER Stefanie	B2	10 JUN 1985

Team Colours	Shirt	Shorts	Socks
Light	WHITE/BLUE	BLACK	WHITE/BLACK

Coach PROKEIN Thomas Rainer
Assistant Coach GOBL Johann



TEAM ROSTER As of 4 SEP 2008

运动队名单

JPN - JAPAN

No.	Name	Sport Class	Date of Birth
1	KOMIYA Masae	B2	08 MAY 1975
2	URATA Rie	B2	01 JUL 1977
3	KATO Mieko	B2	01 OCT 1980
4	TAKADA Tomoe	B1	24 JUN 1984
6	ADACHI Akiko	B2	10 SEP 1983
7	NAOI Yuki	B2	17 MAR 1963

Team Colours	Shirt	Shorts	Socks
Dark	BLACK	BLACK	WHITE

Coach IKEDA Takashi
Assistant Coach EGURO Naoki



TEAM ROSTER As of 4 SEP 2008

运动队名单

SWE - SWEDEN

No.	Name	Sport Class	Date of Birth
1	ALVERSTEDT Asa	B2	29 JUL 1973
3	NAESSTROM Sofia	B2	29 APR 1979
4	NILSSON Anna	B2	12 MAR 1973
5	GUSTAVSSON Malin	B3	17 NOV 1970
6	JULIUSSON Maria	B3	26 MAR 1984
7	JALMESTAL Josefine	B3	11 OCT 1978

Team Colours	Shirt	Shorts	Socks
Light	BLUE/WHITE	BLACK	BLUE

Coach UNDEMAR Charlotte
Assistant Coach GAHNE Yvonne



TEAM ROSTER As of 4 SEP 2008

运动队名单

USA - UNITED STATES OF AMERICA

No.	Name	Sport Class	Date of Birth
1	ARMBRUSTER Jen	B1	12 FEB 1975
2	LORENZ Jessie	B1	22 NOV 1978
3	BANTA Lisa	B2	29 MAY 1979
4	MILLER Asya	B3	16 OCT 1979
5	THERYOUNG Robin	B3	11 NOV 1978
6	BARNES Jackie	B3	29 NOV 1986

Team Colours	Shirt	Shorts	Socks
Light	WHITE	BLUE	WHITE

Coach ARMBRUSTER Kenneth
Assistant Coach GUNDERMAN Sharon



TEAM ROSTER As of 4 SEP 2008

运动队名单

BEL - BELGIUM

No.	Name	Sport Class	Date of Birth
1	van EENOGHE Danny	B2	24 MAY 1962
2	de RICK Johan	B2	30 MAY 1971
3	VANHOVE Bruno	B2	17 AUG 1983
4	BIHI Youssef	B3	27 JUL 1977
5	van HOUT Peter	B3	31 AUG 1968
6	BUISSERET Vincent	B2	13 MAY 1976

Team Colours	Shirt	Shorts	Socks
Light	WHITE	BLACK	WHITE

Coach CARPELS Willy
Assistant Coach VERDICKT Hugo



TEAM ROSTER As of 4 SEP 2008

运动队名单

BRA - BRAZIL

No.	Name	Sport Class	Date of Birth
1	MARQUES Romario	B2	20 JUL 1989
2	SILVA FILHO Luiz	B1	07 JUL 1979
3	HOMEM Paulo	B2	01 SEP 1969
4	FREIRE Legy	B1	27 SEP 1976
5	COSTA Thiago	B3	19 JAN 1984
7	CELENTE Alexsander	B1	21 DEC 1980

Team Colours	Shirt	Shorts	Socks
Dark	BLUE	BLUE	BLUE
Light	YELLOW	YELLOW	YELLOW

Coach FREITAS NASCIMENTO Dailton
Assistant Coach FRANCO Joao Roberto



TEAM ROSTER As of 4 SEP 2008

运动队名单

CAN - CANADA

No.	Name	Sport Class	Date of Birth
3	GAULIN Brendan	B2	13 JUL 1989
4	KOZAK Dean	B2	04 APR 1972
5	HACHE Bruno	B3	13 JUL 1977
7	CARON Mario	B2	10 AUG 1962
8	CHRISTY Jeff	B2	16 MAY 1970
9	CHRISTY Rob	B3	10 JUN 1972

Team Colours	Shirt	Shorts	Socks
Dark	RED BLACK WHITE	BLACK	WHITE RED OR BLACK

Coach SNOW Danny
Assistant Coach HUZULAK Mike



TEAM ROSTER As of 4 SEP 2008

运动队名单

CHN - CHINA

No.	Name	Sport Class	Date of Birth
1	YAO Yongquan	B2	15 JAN 1987
2	CAI Changgui	B1	15 APR 1983
3	BAO Daolei	B2	17 MAR 1988
4	CHEN Liangliang	B1	28 SEP 1984
5	YANG Chunhong	B2	24 AUG 1987
6	DU Jinran	B3	12 MAY 1986

Team Colours	Shirt	Shorts	Socks
Dark	BLACK	BLACK	WHITE

Coach ZHANG Yong
Assistant Coach XIA Xiang



TEAM ROSTER As of 4 SEP 2008

运动队名单

DEN - DENMARK

No.	Name	Sport Class	Date of Birth
1	PEDERSEN Martin	B1	08 MAR 1975
2	BAULUND Mads	B3	05 MAR 1990
3	NIELSEN Ricky	B3	18 SEP 1980
4	HANSEN Kenneth	B2	15 JUL 1979
5	ELKJAER Jonas	B3	17 AUG 1980
6	WEICHEL Peter	B3	23 DEC 1982

Team Colours	Shirt	Shorts	Socks
Dark	RED	BLACK	BLACK
Light	WHITE	BLACK	BLACK

Coach LEHRMANN BRUUN Gregers
Assistant Coach BUNDEGAARD IVERSEN Evald



TEAM ROSTER As of 4 SEP 2008

运动队名单

ESP - SPAIN

No.	Name	Sport Class	Date of Birth
1	RUBIO Tomas	B2	19 FEB 1977
2	GARCIA Jose Fernando	B2	17 MAY 1964
3	GARCIA Raul	B3	03 DEC 1971
4	GALIANA Vicente	B1	03 AUG 1977
5	PEREZ Jose	B2	27 FEB 1977
7	SANTANA Jesus Nazaret	B3	20 DEC 1990

Team Colours	Shirt	Shorts	Socks
Light	YELLOW	BLACK	BLACK

Coach MONREAL Francisco Gines
Assistant Coach GALLEGO Juan Francisco



TEAM ROSTER As of 4 SEP 2008

运动队名单

FIN - FINLAND

No.	Name	Sport Class	Date of Birth
1	MATTILA Jarno	B2	01 JAN 1985
2	AITTOLA Veli-Matti	B2	02 NOV 1973
3	KIVINEN Jorma	B1	29 NOV 1970
4	MIINALA Erkki	B2	19 AUG 1986
7	ALENIUS Toni	B2	28 AUG 1986
8	POSIO Petri	B2	17 MAY 1983

Team Colours	Shirt	Shorts	Socks
Dark	BLUE/WHITE	DARK BLUE	BLACK

Coach LAITINEN Timo Kalevi
Assistant Coach COLLET Kevin Joseph Surya



TEAM ROSTER As of 4 SEP 2008


运动队名单

IRI - IRAN

No.	Name	Sport Class	Date of Birth
1	HOSSEINI Seyed Rahmatollah	B2	23 JUL 1981
2	SORANJI ESTARAKI Mohammad	B2	06 SEP 1985
3	JALILVANDSHIRKHANITABAR Mohsen	B2	14 AUG 1983
4	JAHANGIRI GHAVAM Behzad	B2	17 SEP 1984
5	JALALI Javad	B2	21 SEP 1981
6	SAYAHI Seyed Mehdi	B2	09 MAY 1986

Team Colours	Shirt	Shorts	Socks
Dark	RED	BLACK	WHITE

Coach BEDGOLI Mohammad
Assistant Coach EBRAHIMZADEH MOTLAGH Mohammad



TEAM ROSTER As of 4 SEP 2008


运动队名单

LTU - LITHUANIA

No.	Name	Sport Class	Date of Birth
1	MONTVYDAS Nerijus	B1	21 JAN 1985
3	JUCHNA Arvydas	B1	29 APR 1984
4	SIMKUS Zydrunas	B2	14 OCT 1973
5	LEONAVICIUS Saulius	B3	26 MAR 1973
7	PAVLIUKIANEC Genrik	B2	17 JUN 1976
8	ZIBOLIS Marius	B1	14 OCT 1974

Team Colours	Shirt	Shorts	Socks
Dark	GREEN	BLACK	BLACK

Coach LEVICKIS Karolis
Assistant Coach SIMKUS Raimundas



TEAM ROSTER As of 4 SEP 2008

运动队名单

SLO - SLOVENIA

No.	Name	Sport Class	Date of Birth
1	LEDINEK Matej	B2	12 FEB 1983
3	VINKLER Ivan	B2	26 SEP 1969
5	DOLANC Gorazd	B3	15 JAN 1982
6	PODOBNIKAR Simon	B2	26 AUG 1983
8	PIRC Dejan	B2	26 SEP 1984
9	VOGRINCIC Bostjan	B2	02 JAN 1975

Team Colours	Shirt	Shorts	Socks
Light	WHITE	DARK BLUE	

Coach MARTON Toni
Assistant Coach KASTNA Tansa



TEAM ROSTER As of 4 SEP 2008

运动队名单

SWE - SWEDEN

No.	Name	Sport Class	Date of Birth
1	SEREMETI Fatmir	B2	10 APR 1983
2	KUUS Oskar	B3	04 OCT 1983
3	GAHNE Stefan	B3	15 JAN 1982
4	HULTQVIST Niklas	B3	27 DEC 1982
5	BJORKSTRAND Jimmy	B3	04 MAY 1979
7	AKERBERG Mikael	B3	01 JUL 1982

Team Colours	Shirt	Shorts	Socks
Dark	YELLOW/BLUE	BLACK	YELLOW
Light	BLUE/WHITE	BLACK	BLUE

Coach BERGKVIST Henrik
Assistant Coach HAMMARSTROM Jennie




TEAM ROSTER As of 4 SEP 2008

运动队名单

USA - UNITED STATES OF AMERICA

No.	Name	Sport Class	Date of Birth
2	MERREN Tyler	B2	29 MAY 1984
3	MUNRO Edward	B3	12 APR 1975
4	WALKER Daryl	B3	29 DEC 1981
6	MICKENS Donte'	B3	19 OCT 1980
7	DENUYL Steve	B2	30 SEP 1986
8	DODDS Chris	B2	22 SEP 1983

Team Colours	Shirt	Shorts	Socks
Dark	RED/WHITE/BLUE	BLUE	WHITE
Light	WHITE/RED/BLUE	BLUE	WHITE
3rd:	BLUE/WHITE/RED	BLUE	WHITE



TEAM ROSTER As of 4 SEP 2008

运动队名单

BRA - BRAZIL

No.	Name	Sport Class	Date of Birth
1	SILVA Luana	B1	10 SEP 1981
2	SANTOS Neuzimar	B3	21 MAY 1981
3	CUSTODIO Ana Carolina	B2	23 APR 1987
5	AMORIM Claudia	B2	29 JUN 1976
6	LINO Adriana	B2	06 OCT 1977
7	SILVA Simone	B1	03 AUG 1976

Team Colours	Shirt	Shorts	Socks
Dark	BLUE	BLUE	BLUE

Coach GONCALVES COLLETTES Diego
Assistant Coach MORALO Marcio



TEAM ROSTER As of 4 SEP 2008


运动队名单

CAN - CANADA

No.	Name	Sport Class	Date of Birth
2	RYAN Shawna	B3	17 NOV 1974
4	ALSOP Amy	B3	30 JUN 1978
5	SCOTT Contessa	B2	17 SEP 1973
6	LISABETH Annette	B3	24 FEB 1984
7	KNEEBONE Amy	B3	17 MAR 1990
9	MORIN Nancy	B3	28 AUG 1975

Team Colours	Shirt	Shorts	Socks
Dark	RED BLACK WHITE	BLACK	WHITE RED OR BLACK

Coach DAWSON Janice
Assistant Coach POULIOT Annie



TEAM ROSTER As of 4 SEP 2008

运动队名单

CHN - CHINA

No.	Name	Sport Class	Date of Birth
1	LIN Shan	B2	02 MAR 1986
2	WANG Shasha	B1	14 OCT 1986
3	CHEN Fengqing	B2	17 JUL 1985
4	WANG Ruixue	B2	04 MAY 1987
5	XU Juan	B2	08 MAY 1981
6	FAN Feifei	B2	01 SEP 1989

Team Colours	Shirt	Shorts	Socks
Dark	BLACK	BLACK	WHITE

Coach SHAO Baolin
Assistant Coach WANG Jinqin



TEAM ROSTER As of 4 SEP 2008

运动队名单

DEN - DENMARK

No.	Name	Sport Class	Date of Birth
1	LARSEN Maria	B2	17 AUG 1983
2	NISSEN Mette	B2	08 MAR 1987
3	VEDSTED Lykke	B2	05 OCT 1980
4	THOMSEN Ninna	B3	25 JUL 1981
5	RYDING Kamilla	B2	31 DEC 1985
6	JOERGENSEN Karina	B3	17 NOV 1982

Team Colours	Shirt	Shorts	Socks
Light	WHITE	BLACK	BLACK

Coach FORSBERG Peter
Assistant Coach POULSEN Karsten



TEAM ROSTER As of 4 SEP 2008

运动队名单

GER - GERMANY

No.	Name	Sport Class	Date of Birth
3	FISCHER Ina	B1	25 OCT 1975
5	MOLLER Christiane	B1	28 MAY 1981
6	OTTO Swetlana	B3	03 OCT 1991
7	DIETZ Conny	B2	04 FEB 1962
8	BALL Natalie	B1	13 JUL 1979
9	SCHINDLER Stefanie	B2	10 JUN 1985

Team Colours	Shirt	Shorts	Socks
Light	WHITE/BLUE	BLACK	WHITE/BLACK

Coach PROKEIN Thomas Rainer
Assistant Coach GOBL Johann



TEAM ROSTER As of 4 SEP 2008

运动队名单

JPN - JAPAN

No.	Name	Sport Class	Date of Birth
1	KOMIYA Masae	B2	08 MAY 1975
2	URATA Rie	B2	01 JUL 1977
3	KATO Mieko	B2	01 OCT 1980
4	TAKADA Tomoe	B1	24 JUN 1984
6	ADACHI Akiko	B2	10 SEP 1983
7	NAOI Yuki	B2	17 MAR 1963

Team Colours	Shirt	Shorts	Socks
Dark	BLACK	BLACK	WHITE

Coach IKEDA Takashi
Assistant Coach EGURO Naoki



TEAM ROSTER As of 4 SEP 2008

运动队名单

SWE - SWEDEN

No.	Name	Sport Class	Date of Birth
1	ALVERSTEDT Asa	B2	29 JUL 1973
3	NAESSTROM Sofia	B2	29 APR 1979
4	NILSSON Anna	B2	12 MAR 1973
5	GUSTAVSSON Malin	B3	17 NOV 1970
6	JULIUSSON Maria	B3	26 MAR 1984
7	JALMESTAL Josefine	B3	11 OCT 1978

Team Colours	Shirt	Shorts	Socks
Light	BLUE/WHITE	BLACK	BLUE

Coach UNDEMAR Charlotte
Assistant Coach GAHNE Yvonne



TEAM ROSTER As of 4 SEP 2008


运动队名单

USA - UNITED STATES OF AMERICA

No.	Name	Sport Class	Date of Birth
1	ARMBRUSTER Jen	B1	12 FEB 1975
2	LORENZ Jessie	B1	22 NOV 1978
3	BANTA Lisa	B2	29 MAY 1979
4	MILLER Asya	B3	16 OCT 1979
5	THERYOUNG Robin	B3	11 NOV 1978
6	BARNES Jackie	B3	29 NOV 1986

Team Colours	Shirt	Shorts	Socks
Light	WHITE	BLUE	WHITE

Coach ARMBRUSTER Kenneth
Assistant Coach GUNDERMAN Sharon



TEAM ROSTER As of 6 SEP 2008

运动队名单

BEL - BELGIUM

No.	Name	Sport Class	Date of Birth
1	van EENOGHE Danny	B2	24 MAY 1962
2	de RICK Johan	B2	30 MAY 1971
3	VANHOVE Bruno	B2	17 AUG 1983
4	BIHI Youssef	B3	27 JUL 1977
5	van HOUT Peter	B3	31 AUG 1968
6	BUISSERET Vincent	B2	13 MAY 1976

Team Colours	Shirt	Shorts	Socks
Light	WHITE	BLACK	WHITE

Coach CARPELS Willy
Assistant Coach VERDICKT Hugo



TEAM ROSTER As of 6 SEP 2008

运动队名单

BRA - BRAZIL

No.	Name	Sport Class	Date of Birth
1	MARQUES Romario	B2	20 JUL 1989
2	SILVA FILHO Luiz	B1	07 JUL 1979
3	HOMEM Paulo	B2	01 SEP 1969
4	FREIRE Legy	B1	27 SEP 1976
5	COSTA Thiago	B2	19 JAN 1984
7	CELENTE Alexsander	B1	21 DEC 1980

Team Colours	Shirt	Shorts	Socks
Dark	BLUE	BLACK	BLUE
Light	YELLOW	BLACK	YELLOW

Coach FREITAS NASCIMENTO Dailton
Assistant Coach FRANCO Joao Roberto



TEAM ROSTER As of 6 SEP 2008


运动队名单

CAN - CANADA

No.	Name	Sport Class	Date of Birth
3	GAULIN Brendan	B2	13 JUL 1989
4	KOZAK Dean	B2	04 APR 1972
5	HACHE Bruno	B3	13 JUL 1977
7	CARON Mario	B2	10 AUG 1962
8	CHRISTY Jeff	B2	16 MAY 1970
9	CHRISTY Rob	B3	10 JUN 1972

Team Colours	Shirt	Shorts	Socks
Dark	RED BLACK WHITE BLACK		WHITE RED OR BLACK

Coach SNOW Danny
Assistant Coach HUZULAK Mike



TEAM ROSTER As of 6 SEP 2008

运动队名单

CHN - CHINA

No.	Name	Sport Class	Date of Birth
1	YAO Yongquan	B2	15 JAN 1987
2	CAI Changgui	B1	15 APR 1983
3	BAO Daolei	B2	17 MAR 1988
4	CHEN Liangliang	B1	28 SEP 1984
5	YANG Chunhong	B2	24 AUG 1987
6	DU Jinran	B3	12 MAY 1986

Team Colours	Shirt	Shorts	Socks
Light	RED	RED	WHITE
Dark	BLACK	BLACK	WHITE

Coach ZHANG Yong
Assistant Coach XIA Xiang



TEAM ROSTER As of 6 SEP 2008


运动队名单

DEN - DENMARK

No.	Name	Sport Class	Date of Birth
1	PEDERSEN Martin	B1	08 MAR 1975
2	BAULUND Mads	B3	05 MAR 1990
3	NIELSEN Ricky	B3	18 SEP 1980
4	HANSEN Kenneth	B2	15 JUL 1979
5	ELKJAER Jonas	B3	17 AUG 1980
6	WEICHEL Peter	B3	23 DEC 1982

Team Colours	Shirt	Shorts	Socks
Dark	RED	BLACK	BLACK
Light	WHITE	BLACK	BLACK

Coach LEHRMANN BRUUN Gregers
Assistant Coach BUNDGAARD IVERSEN Evald



TEAM ROSTER As of 6 SEP 2008

运动队名单

ESP - SPAIN

No.	Name	Sport Class	Date of Birth
1	RUBIO Tomas	B2	19 FEB 1977
2	GARCIA Jose Fernando	B2	17 MAY 1964
3	GARCIA Raul	B3	03 DEC 1971
4	GALIANA Vicente	B1	03 AUG 1977
5	PEREZ Jose	B2	27 FEB 1977
7	SANTANA Jesus Nazaret	B3	20 DEC 1990

Team Colours	Shirt	Shorts	Socks
Light	YELLOW	BLACK	BLACK

Coach MONREAL Francisco Gines
Assistant Coach GALLEGO Juan Francisco



TEAM ROSTER As of 6 SEP 2008

运动队名单

FIN - FINLAND

No.	Name	Sport Class	Date of Birth
1	MATTILA Jarno	B2	01 JAN 1985
2	AITTOLA Veli-Matti	B2	02 NOV 1973
3	KIVINEN Jorma	B1	29 NOV 1970
4	MIINALA Erkki	B2	19 AUG 1986
7	ALENIUS Toni	B2	28 AUG 1986
8	POSIO Petri	B2	17 MAY 1983

Team Colours	Shirt	Shorts	Socks
Dark	BLUE/WHITE	DARK BLUE	BLACK

Coach LAITINEN Timo Kalevi
Assistant Coach COLLET Kevin Joseph Surya



TEAM ROSTER As of 6 SEP 2008


运动队名单

IRI - IRAN

No.	Name	Sport Class	Date of Birth
1	HOSSEINI Seyed Rahmatollah	B2	23 JUL 1981
2	SORANJI ESTARAKI Mohammad	B2	06 SEP 1985
3	JALILVANDSHIRKHANITABAR Mohsen	B2	14 AUG 1983
4	JAHANGIRI GHAVAM Behzad	B2	17 SEP 1984
5	JALALI Javad	B2	21 SEP 1981
6	SAYAHI Seyed Mehdi	B2	09 MAY 1986

Team Colours	Shirt	Shorts	Socks
Dark	RED/WHITE	BLACK	WHITE

Coach BEDGOLI Mohammad
Assistant Coach EBRAHIMZADEH MOTLAGH Mohammad



TEAM ROSTER As of 6 SEP 2008

运动队名单

LTU - LITHUANIA

No.	Name	Sport Class	Date of Birth
1	MONTVYDAS Nerijus	B1	21 JAN 1985
3	JUCHNA Arvydas	B1	29 APR 1984
4	SIMKUS Zydrunas	B2	14 OCT 1973
5	LEONAVICIUS Saulius	B3	26 MAR 1973
7	PAVLIUKIANEC Genrik	B2	17 JUN 1976
8	ZIBOLIS Marius	B1	14 OCT 1974

Team Colours	Shirt	Shorts	Socks
Dark	GREEN	BLACK	BLACK

Coach LEVICKIS Karolis
Assistant Coach SIMKUS Raimundas



TEAM ROSTER As of 6 SEP 2008

运动队名单

SLO - SLOVENIA

No.	Name	Sport Class	Date of Birth
1	LEDINEK Matej	B2	12 FEB 1983
3	VINKLER Ivan	B2	26 SEP 1969
5	DOLANC Gorazd	B3	15 JAN 1982
6	PODOBNIKAR Simon	B2	26 AUG 1983
8	PIRC Dejan	B2	26 SEP 1984
9	VOGRINCIC Bostjan	B2	02 JAN 1975

Team Colours	Shirt	Shorts	Socks
Light	WHITE/BLUE	DARK BLUE	

Coach MARTON Toni
Assistant Coach KASTNA Tansa



TEAM ROSTER As of 6 SEP 2008

运动队名单

SWE - SWEDEN

No.	Name	Sport Class	Date of Birth
1	SEREMETI Fatmir	B2	10 APR 1983
2	KUUS Oskar	B3	04 OCT 1983
3	GAHNE Stefan	B3	15 JAN 1982
4	HULTQVIST Niklas	B3	27 DEC 1982
5	BJORKSTRAND Jimmy	B3	04 MAY 1979
7	AKERBERG Mikael	B3	01 JUL 1982

Team Colours	Shirt	Shorts	Socks
Dark	YELLOW/BLUE	BLACK	YELLOW
Light	BLUE/WHITE	BLACK	BLUE

Coach BERGKVIST Henrik
Assistant Coach HAMMARSTROM Jennie



TEAM ROSTER As of 6 SEP 2008

运动队名单

USA - UNITED STATES OF AMERICA

No.	Name	Sport Class	Date of Birth
2	MERREN Tyler	B2	29 MAY 1984
3	MUNRO Edward	B3	12 APR 1975
4	WALKER Daryl	B3	29 DEC 1981
6	MICKENS Donte'	B3	19 OCT 1980
7	DENUYL Steve	B2	30 SEP 1986
8	DODDS Chris	B2	22 SEP 1983

Team Colours	Shirt	Shorts	Socks
Dark	RED/WHITE/BLUE	BLUE	WHITE
Light	WHITE/RED/BLUE	BLUE	WHITE
3rd:	BLUE/WHITE/RED	BLUE	WHITE

Coach PARRIGIN Tom
Assistant Coach LEGE Mike



TEAM ROSTER As of 6 SEP 2008

运动队名单

BRA - BRAZIL

No.	Name	Sport Class	Date of Birth
1	SILVA Luana	B1	10 SEP 1981
2	SANTOS Neuzimar	B3	21 MAY 1981
3	CUSTODIO Ana Carolina	B2	23 APR 1987
5	AMORIM Claudia	B2	29 JUN 1976
6	LINO Adriana	B2	06 OCT 1977
7	SILVA Simone	B1	03 AUG 1976

Team Colours	Shirt	Shorts	Socks
Dark	BLUE	BLUE	BLUE

Coach GONCALVES COLLETTES Diego
Assistant Coach MORALO Marcio



TEAM ROSTER As of 6 SEP 2008

运动队名单

CAN - CANADA

No.	Name	Sport Class	Date of Birth
2	RYAN Shawna	B3	17 NOV 1974
4	ALSOP Amy	B3	30 JUN 1978
5	SCOTT Contessa	B2	17 SEP 1973
6	LISABETH Annette	B3	24 FEB 1984
7	KNEEBONE Amy	B3	17 MAR 1990
9	MORIN Nancy	B3	28 AUG 1975

Team Colours	Shirt	Shorts	Socks
Dark	RED BLACK WHITE BLACK		WHITE RED OR BLACK

Coach DAWSON Janice
Assistant Coach POULIOT Annie



TEAM ROSTER As of 6 SEP 2008

运动队名单

CHN - CHINA

No.	Name	Sport Class	Date of Birth
1	LIN Shan	B2	02 MAR 1986
2	WANG Shasha	B1	14 OCT 1986
3	CHEN Fengqing	B2	17 JUL 1985
4	WANG Ruixue	B2	04 MAY 1987
5	XU Juan	B2	08 MAY 1981
6	FAN Feifei	B2	01 SEP 1989

Team Colours	Shirt	Shorts	Socks
Light	RED	RED	WHITE
Dark	BLACK	BLACK	WHITE

Coach SHAO Baolin
Assistant Coach WANG Jinqin



TEAM ROSTER As of 6 SEP 2008

运动队名单

DEN - DENMARK

No.	Name	Sport Class	Date of Birth
1	LARSEN Maria	B2	17 AUG 1983
2	NISSEN Mette	B2	08 MAR 1987
3	VEDSTED Lykke	B2	05 OCT 1980
4	THOMSEN Ninna	B3	25 JUL 1981
5	RYDING Kamilla	B2	31 DEC 1985
6	JOERGENSEN Karina	B3	17 NOV 1982

Team Colours	Shirt	Shorts	Socks
Light	WHITE	BLACK	BLACK

Coach FORSBERG Peter
Assistant Coach POULSEN Karsten



TEAM ROSTER As of 6 SEP 2008

运动队名单

GER - GERMANY

No.	Name	Sport Class	Date of Birth
3	FISCHER Ina	B1	25 OCT 1975
5	MOLLER Christiane	B1	28 MAY 1981
6	OTTO Swetlana	B3	03 OCT 1991
7	DIETZ Conny	B2	04 FEB 1962
8	BALL Natalie	B1	13 JUL 1979
9	SCHINDLER Stefanie	B2	10 JUN 1985

Team Colours	Shirt	Shorts	Socks
Light	WHITE/BLUE	BLACK	WHITE/BLACK

Coach PROKEIN Thomas Rainer
Assistant Coach GOBL Johann



TEAM ROSTER As of 6 SEP 2008

运动队名单

JPN - JAPAN

No.	Name	Sport Class	Date of Birth
1	KOMIYA Masae	B2	08 MAY 1975
2	URATA Rie	B2	01 JUL 1977
3	KATO Mieko	B2	01 OCT 1980
4	TAKADA Tomoe	B1	24 JUN 1984
6	ADACHI Akiko	B2	10 SEP 1983
7	NAOI Yuki	B2	17 MAR 1963

Team Colours	Shirt	Shorts	Socks
Light	RED	BLACK	BLACK
Dark	BLACK	BLACK	BLACK

Coach IKEDA Takashi
Assistant Coach EGURO Naoki



TEAM ROSTER As of 6 SEP 2008

运动队名单

SWE - SWEDEN

No.	Name	Sport Class	Date of Birth
1	ALVERSTEDT Asa	B2	29 JUL 1973
3	NAESSTROM Sofia	B2	29 APR 1979
4	NILSSON Anna	B2	12 MAR 1973
5	GUSTAVSSON Malin	B3	17 NOV 1970
6	JULIUSSON Maria	B3	26 MAR 1984
7	JALMESTAL Josefine	B3	11 OCT 1978

Team Colours	Shirt	Shorts	Socks
Light	BLUE/WHITE	BLACK	BLUE

Coach UNDEMAR Charlotte
Assistant Coach GAHNE Yvonne



TEAM ROSTER As of 6 SEP 2008

运动队名单

USA - UNITED STATES OF AMERICA

No.	Name	Sport Class	Date of Birth
1	ARMBRUSTER Jen	B1	12 FEB 1975
2	LORENZ Jessie	B1	22 NOV 1978
3	BANTA Lisa	B2	29 MAY 1979
4	MILLER Asya	B3	16 OCT 1979
5	THERYOUNG Robin	B3	11 NOV 1978
6	BARNES Jackie	B3	29 NOV 1986

Team Colours	Shirt	Shorts	Socks
Light	WHITE	BLUE	WHITE

Coach ARMBRUSTER Kenneth
Assistant Coach GUNDERMAN Sharon



TEAM ROSTER As of 7 SEP 2008

运动队名单

BEL - BELGIUM

No.	Name	Sport Class	Date of Birth
1	van EENOGHE Danny	B2	24 MAY 1962
2	de RICK Johan	B2	30 MAY 1971
3	VANHOVE Bruno	B2	17 AUG 1983
4	BIHI Youssef	B3	27 JUL 1977
5	van HOUT Peter	B3	31 AUG 1968
6	BUISSERET Vincent	B2	13 MAY 1976

Team Colours	Shirt	Shorts	Socks
Light	WHITE	BLACK	WHITE

Coach CARPELS Willy
Assistant Coach VERDICKT Hugo



TEAM ROSTER As of 7 SEP 2008

运动队名单

BRA - BRAZIL

No.	Name	Sport Class	Date of Birth
1	MARQUES Romario	B2	20 JUL 1989
2	SILVA FILHO Luiz	B1	07 JUL 1979
3	HOMEM Paulo	B2	01 SEP 1969
5	COSTA Thiago	B2	19 JAN 1984
6	FREIRE Legy	B1	27 SEP 1976
7	CELENTE Alexsander	B1	21 DEC 1980

Team Colours	Shirt	Shorts	Socks
Dark	BLUE	BLACK	BLUE
Light	YELLOW	BLACK	YELLOW

Coach FREITAS NASCIMENTO Dailton
Assistant Coach FRANCO Joao Roberto



TEAM ROSTER As of 7 SEP 2008

运动队名单

CAN - CANADA

No.	Name	Sport Class	Date of Birth
3	GAULIN Brendan	B2	13 JUL 1989
4	KOZAK Dean	B2	04 APR 1972
5	HACHE Bruno	B3	13 JUL 1977
7	CARON Mario	B2	10 AUG 1962
8	CHRISTY Jeff	B2	16 MAY 1970
9	CHRISTY Rob	B3	10 JUN 1972

Team Colours	Shirt	Shorts	Socks
Dark	RED BLACK WHITE	BLACK	WHITE RED OR BLACK

Coach SNOW Danny
Assistant Coach HUZULAK Mike



TEAM ROSTER As of 7 SEP 2008

运动队名单

CHN - CHINA

No.	Name	Sport Class	Date of Birth
1	YAO Yongquan	B2	15 JAN 1987
2	CAI Changgui	B1	15 APR 1983
3	BAO Daolei	B2	17 MAR 1988
4	CHEN Liangliang	B1	28 SEP 1984
5	YANG Chunhong	B2	24 AUG 1987
6	DU Jinran	B3	12 MAY 1986

Team Colours	Shirt	Shorts	Socks
Dark	BLACK	BLACK	WHITE
Light	RED	RED	WHITE

Coach ZHANG Yong
Assistant Coach XIA Xiang



TEAM ROSTER As of 7 SEP 2008

运动队名单

DEN - DENMARK

No.	Name	Sport Class	Date of Birth
1	PEDERSEN Martin	B1	08 MAR 1975
2	BAULUND Mads	B3	05 MAR 1990
3	NIELSEN Ricky	B3	18 SEP 1980
4	HANSEN Kenneth	B2	15 JUL 1979
5	ELKJAER Jonas	B3	17 AUG 1980
6	WEICHEL Peter	B3	23 DEC 1982

Team Colours	Shirt	Shorts	Socks
Dark	RED	BLACK	BLACK
Light	WHITE	BLACK	BLACK

Coach LEHRMANN BRUUN Gregers
Assistant Coach BUNDEGAARD IVERSEN Evald



TEAM ROSTER As of 7 SEP 2008

运动队名单

ESP - SPAIN

No.	Name	Sport Class	Date of Birth
1	RUBIO Tomas	B2	19 FEB 1977
2	GARCIA Jose Fernando	B2	17 MAY 1964
3	GARCIA Raul	B3	03 DEC 1971
4	GALIANA Vicente	B1	03 AUG 1977
5	PEREZ Jose	B2	27 FEB 1977
7	SANTANA Jesus Nazaret	B3	20 DEC 1990

Team Colours	Shirt	Shorts	Socks
Light	YELLOW	BLACK	BLACK

Coach MONREAL Francisco Gines
Assistant Coach GALLEGO Juan Francisco



TEAM ROSTER As of 7 SEP 2008

运动队名单

FIN - FINLAND

No.	Name	Sport Class	Date of Birth
1	MATTILA Jarno	B2	01 JAN 1985
2	AITTOLA Veli-Matti	B2	02 NOV 1973
3	KIVINEN Jorma	B1	29 NOV 1970
4	MIINALA Erkki	B2	19 AUG 1986
7	ALENIUS Toni	B2	28 AUG 1986
8	POSIO Petri	B2	17 MAY 1983

Team Colours	Shirt	Shorts	Socks
Dark	BLUE/WHITE	DARK BLUE	BLACK

Coach LAITINEN Timo Kalevi
Assistant Coach COLLET Kevin Joseph Surya



TEAM ROSTER As of 7 SEP 2008

运动队名单

IRI - IRAN

No.	Name	Sport Class	Date of Birth
1	HOSSEINI Seyed Rahmatollah	B2	23 JUL 1981
2	SORANJI ESTARAKI Mohammad	B2	06 SEP 1985
3	JALILVANDSHIRKHANITABAR Mohsen	B2	14 AUG 1983
4	JAHANGIRI GHAVAM Behzad	B2	17 SEP 1984
5	JALALI Javad	B2	21 SEP 1981
6	SAYAHI Seyed Mehdi	B2	09 MAY 1986

Team Colours	Shirt	Shorts	Socks
Dark	RED/WHITE	BLACK	WHITE

Coach BEDGOLI Mohammad
Assistant Coach EBRAHIMZADEH MOTLAGH Mohammad



TEAM ROSTER As of 7 SEP 2008


运动队名单

LTU - LITHUANIA

No.	Name	Sport Class	Date of Birth
1	MONTVYDAS Nerijus	B1	21 JAN 1985
3	JUCHNA Arvydas	B1	29 APR 1984
4	SIMKUS Zydrunas	B2	14 OCT 1973
5	LEONAVICIUS Saulius	B3	26 MAR 1973
7	PAVLIUKIANEC Genrik	B2	17 JUN 1976
8	ZIBOLIS Marius	B1	14 OCT 1974

Team Colours	Shirt	Shorts	Socks
Dark	GREEN	BLACK	BLACK

Coach LEVICKIS Karolis
Assistant Coach SIMKUS Raimundas



TEAM ROSTER As of 7 SEP 2008

运动队名单

SLO - SLOVENIA

No.	Name	Sport Class	Date of Birth
1	LEDINEK Matej	B2	12 FEB 1983
3	VINKLER Ivan	B2	26 SEP 1969
5	DOLANC Gorazd	B3	15 JAN 1982
6	PODOBNIKAR Simon	B2	26 AUG 1983
8	PIRC Dejan	B2	26 SEP 1984
9	VOGRINCIC Bostjan	B2	02 JAN 1975

Team Colours	Shirt	Shorts	Socks
Light	WHITE/BLUE	DARK BLUE	

Coach MARTON Toni
Assistant Coach KASTNA Tansa



TEAM ROSTER As of 7 SEP 2008

运动队名单

SWE - SWEDEN

No.	Name	Sport Class	Date of Birth
1	SEREMETI Fatmir	B2	10 APR 1983
2	KUUS Oskar	B3	04 OCT 1983
3	GAHNE Stefan	B3	15 JAN 1982
4	HULTQVIST Niklas	B3	27 DEC 1982
5	BJORKSTRAND Jimmy	B3	04 MAY 1979
7	AKERBERG Mikael	B3	01 JUL 1982

Team Colours	Shirt	Shorts	Socks
Dark	YELLOW/BLUE	BLACK	YELLOW
Light	BLUE/WHITE	BLACK	BLUE

Coach BERGKVIST Henrik
Assistant Coach HAMMARSTROM Jennie



TEAM ROSTER As of 7 SEP 2008

运动队名单

USA - UNITED STATES OF AMERICA

No.	Name	Sport Class	Date of Birth
2	MERREN Tyler	B2	29 MAY 1984
3	MUNRO Edward	B3	12 APR 1975
4	WALKER Daryl	B3	29 DEC 1981
6	MICKENS Donte'	B3	19 OCT 1980
7	DENUYL Steve	B2	30 SEP 1986
8	DODDS Chris	B2	22 SEP 1983

Team Colours	Shirt	Shorts	Socks
Dark	RED/WHITE/BLUE	BLUE	WHITE
Light	WHITE/RED/BLUE	BLUE	WHITE
3rd:	BLUE/WHITE/RED	BLUE	WHITE

Coach PARRIGIN Tom
Assistant Coach LEGE Mike



TEAM ROSTER As of 7 SEP 2008

运动队名单

BRA - BRAZIL

No.	Name	Sport Class	Date of Birth
1	SILVA Luana	B1	10 SEP 1981
2	SANTOS Neuzimar	B3	21 MAY 1981
3	CUSTODIO Ana Carolina	B2	23 APR 1987
5	AMORIM Claudia	B2	29 JUN 1976
6	LINO Adriana	B2	06 OCT 1977
7	SILVA Simone	B1	03 AUG 1976

Team Colours	Shirt	Shorts	Socks
Dark	BLUE	BLUE	BLUE

Coach GONCALVES COLLETTES Diego
Assistant Coach MORALO Marcio



TEAM ROSTER As of 7 SEP 2008

运动队名单

CAN - CANADA

No.	Name	Sport Class	Date of Birth
2	RYAN Shawna	B3	17 NOV 1974
4	ALSOP Amy	B3	30 JUN 1978
5	SCOTT Contessa	B2	17 SEP 1973
6	LISABETH Annette	B3	24 FEB 1984
7	KNEEBONE Amy	B3	17 MAR 1990
9	MORIN Nancy	B3	28 AUG 1975

Team Colours	Shirt	Shorts	Socks
Dark	RED BLACK WHITE	BLACK	WHITE RED OR BLACK

Coach DAWSON Janice
Assistant Coach POULIOT Annie



TEAM ROSTER As of 7 SEP 2008


运动队名单

CHN - CHINA

No.	Name	Sport Class	Date of Birth
1	LIN Shan	B2	02 MAR 1986
2	WANG Shasha	B1	14 OCT 1986
3	CHEN Fengqing	B2	17 JUL 1985
4	WANG Ruixue	B2	04 MAY 1987
5	XU Juan	B2	08 MAY 1981
6	FAN Feifei	B2	01 SEP 1989

Team Colours	Shirt	Shorts	Socks
Dark	BLACK	BLACK	WHITE
Light	RED	RED	WHITE

Coach SHAO Baolin
Assistant Coach WANG Jinqin



TEAM ROSTER As of 7 SEP 2008

运动队名单

DEN - DENMARK

No.	Name	Sport Class	Date of Birth
1	LARSEN Maria	B2	17 AUG 1983
2	NISSEN Mette	B2	08 MAR 1987
3	VEDSTED Lykke	B2	05 OCT 1980
4	THOMSEN Ninna	B3	25 JUL 1981
5	RYDING Kamilla	B2	31 DEC 1985
6	JOERGENSEN Karina	B3	17 NOV 1982

Team Colours	Shirt	Shorts	Socks
Light	WHITE	BLACK	BLACK

Coach FORSBERG Peter
Assistant Coach POULSEN Karsten



TEAM ROSTER As of 7 SEP 2008

运动队名单

GER - GERMANY

No.	Name	Sport Class	Date of Birth
3	FISCHER Ina	B1	25 OCT 1975
5	MOLLER Christiane	B1	28 MAY 1981
6	OTTO Swetlana	B3	03 OCT 1991
7	DIETZ Conny	B2	04 FEB 1962
8	BALL Natalie	B1	13 JUL 1979
9	SCHINDLER Stefanie	B2	10 JUN 1985

Team Colours	Shirt	Shorts	Socks
Light	WHITE/BLUE	BLACK	WHITE/BLACK

Coach PROKEIN Thomas Rainer
Assistant Coach GOBL Johann



TEAM ROSTER As of 7 SEP 2008

运动队名单

JPN - JAPAN

No.	Name	Sport Class	Date of Birth
1	KOMIYA Masae	B2	08 MAY 1975
2	URATA Rie	B2	01 JUL 1977
3	KATO Mieko	B2	01 OCT 1980
4	TAKADA Tomoe	B1	24 JUN 1984
6	ADACHI Akiko	B2	10 SEP 1983
7	NAOI Yuki	B2	17 MAR 1963

Team Colours	Shirt	Shorts	Socks
Dark	BLACK	BLACK	BLACK
Light	RED	BLACK	BLACK

Coach IKEDA Takashi
Assistant Coach EGURO Naoki



TEAM ROSTER As of 7 SEP 2008

运动队名单

SWE - SWEDEN

No.	Name	Sport Class	Date of Birth
1	ALVERSTEDT Asa	B2	29 JUL 1973
3	NAESSTROM Sofia	B2	29 APR 1979
4	NILSSON Anna	B2	12 MAR 1973
5	GUSTAVSSON Malin	B3	17 NOV 1970
6	JULIUSSON Maria	B3	26 MAR 1984
7	JALMESTAL Josefine	B3	11 OCT 1978

Team Colours	Shirt	Shorts	Socks
Light	BLUE/WHITE	BLACK	BLUE

Coach UNDEMAR Charlotte
Assistant Coach GAHNE Yvonne



TEAM ROSTER As of 7 SEP 2008


运动队名单

USA - UNITED STATES OF AMERICA

No.	Name	Sport Class	Date of Birth
1	ARMBRUSTER Jen	B1	12 FEB 1975
2	LORENZ Jessie	B1	22 NOV 1978
3	BANTA Lisa	B2	29 MAY 1979
4	MILLER Asya	B3	16 OCT 1979
5	THERYOUNG Robin	B3	11 NOV 1978
6	BARNES Jackie	B3	29 NOV 1986

Team Colours	Shirt	Shorts	Socks
Light	WHITE	BLUE	WHITE

Coach ARMBRUSTER Kenneth
Assistant Coach GUNDERMAN Sharon



TEAM ROSTER As of 7 SEP 2008


运动队名单

BEL - BELGIUM

No.	Name	Sport Class	Date of Birth
1	van EENOGHE Danny	B2	24 MAY 1962
2	de RICK Johan	B2	30 MAY 1971
3	VANHOVE Bruno	B2	17 AUG 1983
4	BIHI Youssef	B3	27 JUL 1977
5	van HOUT Peter	B3	31 AUG 1968
6	BUISSERET Vincent	B2	13 MAY 1976

Team Colours	Shirt	Shorts	Socks
Light	WHITE	BLACK	WHITE

Coach CARPELS Willy
Assistant Coach VERDICKT Hugo



TEAM ROSTER As of 7 SEP 2008

运动队名单

BRA - BRAZIL

No.	Name	Sport Class	Date of Birth
1	MARQUES Romario	B2	20 JUL 1989
2	SILVA FILHO Luiz	B1	07 JUL 1979
3	HOMEM Paulo	B2	01 SEP 1969
5	COSTA Thiago	B2	19 JAN 1984
6	FREIRE Legy	B1	27 SEP 1976
7	CELENTE Alexsander	B1	21 DEC 1980

Team Colours	Shirt	Shorts	Socks
Dark	BLUE	BLACK	BLUE
Light	YELLOW	BLACK	YELLOW

Coach FREITAS NASCIMENTO Dailton
Assistant Coach FRANCO Joao Roberto



TEAM ROSTER As of 7 SEP 2008


运动队名单

CAN - CANADA

No.	Name	Sport Class	Date of Birth
3	GAULIN Brendan	B2	13 JUL 1989
4	KOZAK Dean	B2	04 APR 1972
5	HACHE Bruno	B3	13 JUL 1977
7	CARON Mario	B2	10 AUG 1962
8	CHRISTY Jeff	B2	16 MAY 1970
9	CHRISTY Rob	B3	10 JUN 1972

Team Colours	Shirt	Shorts	Socks
Dark	RED BLACK WHITE	BLACK	WHITE RED OR BLACK

Coach SNOW Danny
Assistant Coach HUZULAK Mike



TEAM ROSTER As of 7 SEP 2008

运动队名单

CHN - CHINA

No.	Name	Sport Class	Date of Birth
1	YAO Yongquan	B2	15 JAN 1987
2	CAI Changgui	B1	15 APR 1983
3	BAO Daolei	B2	17 MAR 1988
4	CHEN Liangliang	B1	28 SEP 1984
5	YANG Chunhong	B2	24 AUG 1987
6	DU Jinran	B3	12 MAY 1986

Team Colours	Shirt	Shorts	Socks
Dark	BLACK	BLACK	WHITE
Light	RED	RED	WHITE

Coach ZHANG Yong
Assistant Coach XIA Xiang



TEAM ROSTER As of 7 SEP 2008

运动队名单

DEN - DENMARK

No.	Name	Sport Class	Date of Birth
1	PEDERSEN Martin	B1	08 MAR 1975
2	BAULUND Mads	B3	05 MAR 1990
3	NIELSEN Ricky	B3	18 SEP 1980
4	HANSEN Kenneth	B2	15 JUL 1979
5	ELKJAER Jonas	B3	17 AUG 1980
6	WEICHEL Peter	B3	23 DEC 1982

Team Colours	Shirt	Shorts	Socks
Dark	RED	BLACK	BLACK
Light	WHITE	BLACK	BLACK

Coach LEHRMANN BRUUN Gregers
Assistant Coach BUNDGAARD IVERSEN Evald



TEAM ROSTER As of 7 SEP 2008

运动队名单

ESP - SPAIN

No.	Name	Sport Class	Date of Birth
1	RUBIO Tomas	B2	19 FEB 1977
2	GARCIA Jose Fernando	B2	17 MAY 1964
3	GARCIA Raul	B3	03 DEC 1971
4	GALIANA Vicente	B1	03 AUG 1977
5	PEREZ Jose	B2	27 FEB 1977
7	SANTANA Jesus Nazaret	B3	20 DEC 1990

Team Colours	Shirt	Shorts	Socks
Light	YELLOW	BLACK	BLACK

Coach MONREAL Francisco Gines
Assistant Coach GALLEGO Juan Francisco



TEAM ROSTER As of 7 SEP 2008

运动队名单

FIN - FINLAND

No.	Name	Sport Class	Date of Birth
1	MATTILA Jarno	B2	01 JAN 1985
2	AITTOLA Veli-Matti	B2	02 NOV 1973
3	KIVINEN Jorma	B1	29 NOV 1970
4	MIINALA Erkki	B2	19 AUG 1986
7	ALENIUS Toni	B2	28 AUG 1986
8	POSIO Petri	B2	17 MAY 1983

Team Colours	Shirt	Shorts	Socks
Dark	BLUE/WHITE	DARK BLUE	BLACK

Coach LAITINEN Timo Kalevi
Assistant Coach COLLET Kevin Joseph Surya



TEAM ROSTER As of 7 SEP 2008

运动队名单

IRI - IRAN

No.	Name	Sport Class	Date of Birth
1	HOSSEINI Rahmatollah	B2	23 JUL 1981
2	SORANJI Mohammad	B2	06 SEP 1985
3	JALILVAND Mohsen	B2	14 AUG 1983
4	JAHANGIRI Behzad	B2	17 SEP 1984
5	JALALI Javad	B2	21 SEP 1981
6	SAYAHI Seyed Mehdi	B2	09 MAY 1986

Team Colours	Shirt	Shorts	Socks
Dark	RED/WHITE	BLACK	WHITE

Coach BEDGOLI Mohammad
Assistant Coach EBRAHIMZADEH MOTLAGH Mohammad



TEAM ROSTER As of 7 SEP 2008

运动队名单

LTU - LITHUANIA

No.	Name	Sport Class	Date of Birth
1	MONTVYDAS Nerijus	B1	21 JAN 1985
3	JUCHNA Arvydas	B1	29 APR 1984
4	SIMKUS Zydrunas	B2	14 OCT 1973
5	LEONAVICIUS Saulius	B3	26 MAR 1973
7	PAVLIUKIANEC Genrik	B2	17 JUN 1976
8	ZIBOLIS Marius	B1	14 OCT 1974

Team Colours	Shirt	Shorts	Socks
Dark	GREEN	BLACK	BLACK

Coach LEVICKIS Karolis
Assistant Coach SIMKUS Raimundas



TEAM ROSTER As of 7 SEP 2008

运动队名单

SLO - SLOVENIA

No.	Name	Sport Class	Date of Birth
1	LEDINEK Matej	B2	12 FEB 1983
3	VINKLER Ivan	B2	26 SEP 1969
5	DOLANC Gorazd	B3	15 JAN 1982
6	PODOBNIKAR Simon	B2	26 AUG 1983
8	PIRC Dejan	B2	26 SEP 1984
9	VOGRINCIC Bostjan	B2	02 JAN 1975

Team Colours	Shirt	Shorts	Socks
Light	WHITE/BLUE	DARK BLUE	

Coach MARTON Toni
Assistant Coach KASTNA Tansa



TEAM ROSTER As of 7 SEP 2008

运动队名单

SWE - SWEDEN

No.	Name	Sport Class	Date of Birth
1	SEREMETI Fatmir	B2	10 APR 1983
2	KUUS Oskar	B3	04 OCT 1983
3	GAHNE Stefan	B3	15 JAN 1982
4	HULTQVIST Niklas	B3	27 DEC 1982
5	BJORKSTRAND Jimmy	B3	04 MAY 1979
7	AKERBERG Mikael	B3	01 JUL 1982

Team Colours	Shirt	Shorts	Socks
Dark	YELLOW/BLUE	BLACK	YELLOW
Light	BLUE/WHITE	BLACK	BLUE

Coach BERGKVIST Henrik
Assistant Coach HAMMARSTROM Jennie



TEAM ROSTER As of 7 SEP 2008

运动队名单

USA - UNITED STATES OF AMERICA

No.	Name	Sport Class	Date of Birth
2	MERREN Tyler	B2	29 MAY 1984
3	MUNRO Edward	B3	12 APR 1975
4	WALKER Daryl	B3	29 DEC 1981
6	MICKENS Donte'	B3	19 OCT 1980
7	DENUYL Steve	B2	30 SEP 1986
8	DODDS Chris	B2	22 SEP 1983

Team Colours	Shirt	Shorts	Socks
Dark	RED/WHITE/BLUE	BLUE	WHITE
Light	WHITE/RED/BLUE	BLUE	WHITE
3rd:	BLUE/WHITE/RED	BLUE	WHITE

Coach PARRIGIN Tom
Assistant Coach LEGE Mike



TEAM ROSTER As of 7 SEP 2008

运动队名单

BRA - BRAZIL

No.	Name	Sport Class	Date of Birth
1	SILVA Luana	B1	10 SEP 1981
2	SANTOS Neuzimar	B3	21 MAY 1981
3	CUSTODIO Ana Carolina	B2	23 APR 1987
5	AMORIM Claudia	B2	29 JUN 1976
6	LINO Adriana	B2	06 OCT 1977
7	SILVA Simone	B1	03 AUG 1976

Team Colours	Shirt	Shorts	Socks
Dark	BLUE	BLUE	BLUE

Coach GONCALVES COLLETTES Diego
Assistant Coach MORALO Marcio



TEAM ROSTER As of 7 SEP 2008

运动队名单

CAN - CANADA

No.	Name	Sport Class	Date of Birth
2	RYAN Shawna	B3	17 NOV 1974
4	ALSOP Amy	B3	30 JUN 1978
5	SCOTT Contessa	B2	17 SEP 1973
6	LISABETH Annette	B3	24 FEB 1984
7	KNEEBONE Amy	B3	17 MAR 1990
9	MORIN Nancy	B3	28 AUG 1975

Team Colours	Shirt	Shorts	Socks
Dark	RED BLACK WHITE	BLACK	WHITE RED OR BLACK

Coach DAWSON Janice
Assistant Coach POULIOT Annie



TEAM ROSTER As of 7 SEP 2008

运动队名单

CHN - CHINA

No.	Name	Sport Class	Date of Birth
1	LIN Shan	B2	02 MAR 1986
2	WANG Shasha	B1	14 OCT 1986
3	CHEN Fengqing	B2	17 JUL 1985
4	WANG Ruixue	B2	04 MAY 1987
5	XU Juan	B2	08 MAY 1981
6	FAN Feifei	B2	01 SEP 1989

Team Colours	Shirt	Shorts	Socks
Dark	BLACK	BLACK	WHITE
Light	RED	RED	WHITE

Coach SHAO Baolin
Assistant Coach WANG Jinqin



TEAM ROSTER As of 7 SEP 2008

运动队名单

DEN - DENMARK

No.	Name	Sport Class	Date of Birth
1	LARSEN Maria	B2	17 AUG 1983
2	NISSEN Mette	B2	08 MAR 1987
3	VEDSTED Lykke	B2	05 OCT 1980
4	THOMSEN Ninna	B3	25 JUL 1981
5	RYDING Kamilla	B2	31 DEC 1985
6	JOERGENSEN Karina	B3	17 NOV 1982

Team Colours	Shirt	Shorts	Socks
Light	WHITE	BLACK	BLACK

Coach FORSBERG Peter
Assistant Coach POULSEN Karsten



TEAM ROSTER As of 7 SEP 2008

运动队名单

GER - GERMANY

No.	Name	Sport Class	Date of Birth
3	FISCHER Ina	B1	25 OCT 1975
5	MOLLER Christiane	B1	28 MAY 1981
6	OTTO Swetlana	B3	03 OCT 1991
7	DIETZ Conny	B2	04 FEB 1962
8	BALL Natalie	B1	13 JUL 1979
9	SCHINDLER Stefanie	B2	10 JUN 1985

Team Colours	Shirt	Shorts	Socks
Light	WHITE/BLUE	BLACK	WHITE/BLACK

Coach PROKEIN Thomas Rainer
Assistant Coach GOBL Johann



TEAM ROSTER As of 7 SEP 2008

运动队名单

JPN - JAPAN

No.	Name	Sport Class	Date of Birth
1	KOMIYA Masae	B2	08 MAY 1975
2	URATA Rie	B2	01 JUL 1977
3	KATO Mieko	B2	01 OCT 1980
4	TAKADA Tomoe	B1	24 JUN 1984
6	ADACHI Akiko	B2	10 SEP 1983
7	NAOI Yuki	B2	17 MAR 1963

Team Colours	Shirt	Shorts	Socks
Dark	BLACK	BLACK	BLACK
Light	RED	BLACK	BLACK

Coach IKEDA Takashi
Assistant Coach EGURO Naoki



TEAM ROSTER As of 7 SEP 2008

运动队名单

SWE - SWEDEN

No.	Name	Sport Class	Date of Birth
1	ALVERSTEDT Asa	B2	29 JUL 1973
3	NAESSTROM Sofia	B2	29 APR 1979
4	NILSSON Anna	B2	12 MAR 1973
5	GUSTAVSSON Malin	B3	17 NOV 1970
6	JULIUSSON Maria	B3	26 MAR 1984
7	JALMESTAL Josefine	B3	11 OCT 1978

Team Colours	Shirt	Shorts	Socks
Light	BLUE/WHITE	BLACK	BLUE

Coach UNDEMAR Charlotte
Assistant Coach GAHNE Yvonne



TEAM ROSTER As of 7 SEP 2008

运动队名单

USA - UNITED STATES OF AMERICA

No.	Name	Sport Class	Date of Birth
1	ARMBRUSTER Jen	B1	12 FEB 1975
2	LORENZ Jessie	B1	22 NOV 1978
3	BANTA Lisa	B2	29 MAY 1979
4	MILLER Asya	B3	16 OCT 1979
5	THERYOUNG Robin	B3	11 NOV 1978
6	BARNES Jackie	B3	29 NOV 1986

Team Colours	Shirt	Shorts	Socks
Light	WHITE	BLUE	WHITE

Coach ARMBRUSTER Kenneth
Assistant Coach GUNDERMAN Sharon



MEDALLISTS BY EVENT As of 14 SEP 2008

奖牌获得者 (按项目排名)

AFTER 2 OF 2 EVENTS

Event	Date	Type of Medal	Name	NPC Code
Men	14 SEP 2008	BRONZE	AKERBERG Mikael	SWE
			BJORKSTRAND Jimmy	SWE
			GAHNE Stefan	SWE
			HULTQVIST Niklas	SWE
			KUUS Oskar	SWE
			SEREMETI Fatmir	SWE
Women	14 SEP 2008	GOLD	ARMBRUSTER Jen	USA
			BANTA Lisa	USA
			BARNES Jackie	USA
			LORENZ Jessie	USA
			MILLER Asya	USA
			THERYOUNG Robin	USA
		SILVER	CHEN Fengqing	CHN
			FAN Feifei	CHN
			LIN Shan	CHN
			WANG Ruixue	CHN
			WANG Shasha	CHN
			XU Juan	CHN
		BRONZE	JOERGENSEN Karina	DEN
			LARSEN Maria	DEN
			NISSEN Mette	DEN
RYDING Kamilla	DEN			
THOMSEN Ninna	DEN			
VEDSTED Lykke	DEN			



MEDALLISTS BY EVENT As of 14 SEP 2008

奖牌获得者 (按项目排名)

AFTER 2 OF 2 EVENTS

Event	Date	Type of Medal	Name	NPC Code
Men	14 SEP 2008	GOLD	BAO Daolei	CHN
			CAI Changgui	CHN
			CHEN Liangliang	CHN
			DU Jinran	CHN
			YANG Chunhong	CHN
			YAO Yongquan	CHN
		SILVER	JUCHNA Arvydas	LTU
			LEONAVICIUS Saulius	LTU
			MONTVYDAS Nerijus	LTU
			PAVLIUKIANEC Genrik	LTU
			SIMKUS Zydrunas	LTU
			ZIBOLIS Marius	LTU
		BRONZE	AKERBERG Mikael	SWE
			BJORKSTRAND Jimmy	SWE
			GAHNE Stefan	SWE
HULTQVIST Niklas	SWE			
KUUS Oskar	SWE			
SEREMETI Fatmir	SWE			
Women	14 SEP 2008	GOLD	ARMBRUSTER Jen	USA
			BANTA Lisa	USA
			BARNES Jackie	USA
			LORENZ Jessie	USA
			MILLER Asya	USA
			THERYOUNG Robin	USA
		SILVER	CHEN Fengqing	CHN
			FAN Feifei	CHN
			LIN Shan	CHN
			WANG Ruixue	CHN
			WANG Shasha	CHN
			XU Juan	CHN
		BRONZE	JOERGENSEN Karina	DEN
			LARSEN Maria	DEN
			NISSEN Mette	DEN
			RYDING Kamilla	DEN
			THOMSEN Ninna	DEN
			VEDSTED Lykke	DEN




MEDAL STANDING As of 14 SEP 2008
奖牌榜
AFTER 2 OF 2 EVENTS

Rank	NPC	Men				Women				Total				Rank By Total
		G	S	B	Tot	G	S	B	Tot	G	S	B	Tot	
1	CHN - People's Republic of China	1			1		1		1	1	1		2	1
2	USA - United States of America					1			1	1			1	=2
3	LTU - Lithuania		1		1						1		1	=2
4	DEN - Denmark							1	1			1	1	=2
4	SWE - Sweden			1	1							1	1	=2
Total		1	1	1	3	1	1	1	3	2	2	2	6	

Legend:

'='	Equal sign indicates that two or more NPCs share the same rank.	B	Bronze
G	Gold	S	Silver
Tot	Total		




DAILY COMPETITION SCHEDULE As of 6 SEP 2008

每日竞赛日程

SUN 07 SEP 2008

Start Time	Match No.	Gender	Phase	Group	Teams	Officials
9:00	1	Men	Preliminaries	Group A	LTU vs BEL	Referees 1 DAGENAIS Claude (CAN) 2 LOUND Keith (GBR) Scorer SNOW Lorna (CAN) Timer EL-GENDY Yasser (EGY) Backup Timer AHOKAS Janne (FIN)
						Goal Judges 1 HAN Yan (CHN) 2 LI Dewen (CHN) 3 ZHU Jianhua (CHN) 4 HAN Dongshuo (CHN) 10Sec Timers 1 JAKIC Nejc (SLO) 2 BONKE Lena (DEN) Shot Recorder AGIANNI Desponia (GRE)
10:00	2	Men	Preliminaries	Group B	SWE vs BRA	Referees 1 FRAS Patricia (SLO) 2 BENKO Balint (HUN) Scorer SNOW Lorna (CAN) Timer EL-GENDY Yasser (EGY) Backup Timer AHOKAS Janne (FIN)
						Goal Judges 1 HAN Yan (CHN) 2 LI Dewen (CHN) 3 ZHU Jianhua (CHN) 4 HAN Dongshuo (CHN) 10Sec Timers 1 DAGENAIS Claude (CAN) 2 LOUND Keith (GBR) Shot Recorder AGIANNI Desponia (GRE)
11:00	3	Women	Preliminaries	Group A	CHN vs BRA	Referees 1 GAFNEY Patrick (USA) 2 SIVERTSEN Sivert (SWE) Scorer SNOW Lorna (CAN) Timer EL-GENDY Yasser (EGY) Backup Timer AHOKAS Janne (FIN)
						Goal Judges 1 HAN Yan (CHN) 2 LI Dewen (CHN) 3 ZHU Jianhua (CHN) 4 HAN Dongshuo (CHN) 10Sec Timers 1 FRAS Patricia (SLO) 2 BENKO Balint (HUN) Shot Recorder AGIANNI Desponia (GRE)
12:00	4	Men	Preliminaries	Group A	DEN vs ESP	Referees 1 CARLSSON Alan (CAN) 2 JANSSEN Rudi (BEL) Scorer SNOW Lorna (CAN) Timer EL-GENDY Yasser (EGY) Backup Timer AHOKAS Janne (FIN)
						Goal Judges 1 HAN Yan (CHN) 2 LI Dewen (CHN) 3 ZHU Jianhua (CHN) 4 HAN Dongshuo (CHN) 10Sec Timers 1 GAFNEY Patrick (USA) 2 SIVERTSEN Sivert (SWE) Shot Recorder AGIANNI Desponia (GRE)
13:00	5	Women	Preliminaries	Group A	CAN vs SWE	Referees 1 JAKIC Nejc (SLO) 2 BONKE Lena (DEN) Scorer SNOW Lorna (CAN) Timer EL-GENDY Yasser (EGY) Backup Timer AHOKAS Janne (FIN)
						Goal Judges 1 HAN Yan (CHN) 2 LI Dewen (CHN) 3 ZHU Jianhua (CHN) 4 HAN Dongshuo (CHN) 10Sec Timers 1 WAREHAM Allan (CAN) 2 JANSSEN Rudi (BEL) Shot Recorder AGIANNI Desponia (GRE)



DAILY COMPETITION SCHEDULE As of 6 SEP 2008

每日竞赛日程

SUN 07 SEP 2008

Start Time	Match No.	Gender	Phase	Group	Teams	Officials	
17:00	6	Men	Preliminaries	Group B	CAN vs IRI	Referees 1 SPENCER Clive (GBR) 2 GAFNEY Patrick (USA) Scorer MURPHY Darlene (CAN) Timer INCE Gokhan (TUR) Backup Timer VENCKUTUTON. Vilma (LTU)	Goal Judges 1 LIU Lan (CHN) 2 SHE Haiwen (CHN) 3 HAO Guohua (CHN) 4 ZHOU Chen (CHN) 10Sec Timers 1 BONKE Lena (DEN) 2 FRAS Patricia (SLO) Shot Recorder SIVERTSEN Kicki (SWE)
18:00	7	Women	Preliminaries	Group A	USA vs JPN	Referees 1 KNECHT Alexander (GER) 2 RASANEN Kari (FIN) Scorer MURPHY Darlene (CAN) Timer INCE Gokhan (TUR) Backup Timer VENCKUTUTON. Vilma (LTU)	Goal Judges 1 LIU Lan (CHN) 2 SHE Haiwen (CHN) 3 HAO Guohua (CHN) 4 ZHOU Chen (CHN) 10Sec Timers 1 SPENCER Clive (GBR) 2 GAFNEY Patrick (USA) Shot Recorder SIVERTSEN Kicki (SWE)
19:00	8	Men	Preliminaries	Group A	SLO vs FIN	Referees 1 LOUND Keith (GBR) 2 WAREHAM Allan (CAN) Scorer MURPHY Darlene (CAN) Timer INCE Gokhan (TUR) Backup Timer VENCKUTUTON. Vilma (LTU)	Goal Judges 1 LIU Lan (CHN) 2 SHE Haiwen (CHN) 3 HAO Guohua (CHN) 4 ZHOU Chen (CHN) 10Sec Timers 1 KNECHT Alexander (GER) 2 RASANEN Kari (FIN) Shot Recorder SIVERTSEN Kicki (SWE)
20:00	9	Men	Preliminaries	Group B	USA vs CHN	Referees 1 JANSSEN Rudi (BEL) 2 DAGENAIS Claude (CAN) Scorer MURPHY Darlene (CAN) Timer INCE Gokhan (TUR) Backup Timer VENCKUTUTON. Vilma (LTU)	Goal Judges 1 LIU Lan (CHN) 2 SHE Haiwen (CHN) 3 HAO Guohua (CHN) 4 ZHOU Chen (CHN) 10Sec Timers 1 LOUND Keith (GBR) 2 WAREHAM Allan (CAN) Shot Recorder SIVERTSEN Kicki (SWE)
21:00	10	Women	Preliminaries	Group A	DEN vs GER	Referees 1 BENKO Balint (HUN) 2 SIVERTSEN Sivert (SWE) Scorer MURPHY Darlene (CAN) Timer INCE Gokhan (TUR) Backup Timer VENCKUTUTON. Vilma (LTU)	Goal Judges 1 LIU Lan (CHN) 2 SHE Haiwen (CHN) 3 HAO Guohua (CHN) 4 ZHOU Chen (CHN) 10Sec Timers 1 JANSSEN Rudi (BEL) 2 DAGENAIS Claude (CAN) Shot Recorder SIVERTSEN Kicki (SWE)



DAILY COMPETITION SCHEDULE As of 7 SEP 2008

CORRECTED

每日竞赛日程

SUN 07 SEP 2008

Start Time	Match No.	Gender	Phase	Group	Teams	Officials
9:00	1	Men	Preliminaries	Group A	LTU vs BEL	Referees 1 DAGENAIS Claude (CAN) 2 LOUND Keith (GBR) Scorer SNOW Lorna (CAN) Timer EL-GENDY Yasser (EGY) Backup Timer AHOKAS Janne (FIN)
						Goal Judges 1 HAN Yan (CHN) 2 LI Dewen (CHN) 3 ZHU Jianhua (CHN) 4 HAN Dongshuo (CHN) 10Sec Timers 1 JAKIC Nejc (SLO) 2 BONKE Lena (DEN) Shot Recorder AGIANNI Desponia (GRE)
10:00	2	Men	Preliminaries	Group B	SWE vs BRA	Referees 1 FRAS Patricia (SLO) 2 BENKO Balint (HUN) Scorer SNOW Lorna (CAN) Timer EL-GENDY Yasser (EGY) Backup Timer AHOKAS Janne (FIN)
						Goal Judges 1 HAN Yan (CHN) 2 LI Dewen (CHN) 3 ZHU Jianhua (CHN) 4 HAN Dongshuo (CHN) 10Sec Timers 1 DAGENAIS Claude (CAN) 2 LOUND Keith (GBR) Shot Recorder AGIANNI Desponia (GRE)
11:00	3	Women	Preliminaries	Group A	CHN vs BRA	Referees 1 GAFNEY Patrick (USA) 2 SIVERTSEN Sivert (SWE) Scorer SNOW Lorna (CAN) Timer EL-GENDY Yasser (EGY) Backup Timer AHOKAS Janne (FIN)
						Goal Judges 1 HAN Yan (CHN) 2 LI Dewen (CHN) 3 ZHU Jianhua (CHN) 4 HAN Dongshuo (CHN) 10Sec Timers 1 FRAS Patricia (SLO) 2 BENKO Balint (HUN) Shot Recorder AGIANNI Desponia (GRE)
12:00	4	Men	Preliminaries	Group A	DEN vs ESP	Referees 1 WAREHAM Allan (CAN) 2 JANSSEN Rudi (BEL) Scorer SNOW Lorna (CAN) Timer EL-GENDY Yasser (EGY) Backup Timer AHOKAS Janne (FIN)
						Goal Judges 1 HAN Yan (CHN) 2 LI Dewen (CHN) 3 ZHU Jianhua (CHN) 4 HAN Dongshuo (CHN) 10Sec Timers 1 GAFNEY Patrick (USA) 2 SIVERTSEN Sivert (SWE) Shot Recorder AGIANNI Desponia (GRE)
13:00	5	Women	Preliminaries	Group A	CAN vs SWE	Referees 1 JAKIC Nejc (SLO) 2 BONKE Lena (DEN) Scorer SNOW Lorna (CAN) Timer EL-GENDY Yasser (EGY) Backup Timer AHOKAS Janne (FIN)
						Goal Judges 1 HAN Yan (CHN) 2 LI Dewen (CHN) 3 ZHU Jianhua (CHN) 4 HAN Dongshuo (CHN) 10Sec Timers 1 WAREHAM Allan (CAN) 2 JANSSEN Rudi (BEL) Shot Recorder AGIANNI Desponia (GRE)

Referee of match 4 is corrected.



DAILY COMPETITION SCHEDULE As of 7 SEP 2008

CORRECTED

每日竞赛日程

SUN 07 SEP 2008

Start Time	Match No.	Gender	Phase	Group	Teams	Officials
17:00	6	Men	Preliminaries	Group B	CAN vs IRI	Referees 1 SPENCER Clive (GBR) 2 GAFNEY Patrick (USA) Scorer MURPHY Darlene (CAN) Timer INCE Gokhan (TUR) Backup Timer VENCKUTUTON. Vilma (LTU)
						Goal Judges 1 LIU Lan (CHN) 2 SHE Haiwen (CHN) 3 HAO Guohua (CHN) 4 ZHOU Chen (CHN) 10Sec Timers 1 BONKE Lena (DEN) 2 FRAS Patricia (SLO) Shot Recorder SIVERTSEN Kicki (SWE)
18:00	7	Women	Preliminaries	Group A	USA vs JPN	Referees 1 KNECHT Alexander (GER) 2 RASANEN Kari (FIN) Scorer MURPHY Darlene (CAN) Timer INCE Gokhan (TUR) Backup Timer VENCKUTUTON. Vilma (LTU)
						Goal Judges 1 LIU Lan (CHN) 2 SHE Haiwen (CHN) 3 HAO Guohua (CHN) 4 ZHOU Chen (CHN) 10Sec Timers 1 SPENCER Clive (GBR) 2 GAFNEY Patrick (USA) Shot Recorder SIVERTSEN Kicki (SWE)
19:00	8	Men	Preliminaries	Group A	SLO vs FIN	Referees 1 LOUND Keith (GBR) 2 WAREHAM Allan (CAN) Scorer MURPHY Darlene (CAN) Timer INCE Gokhan (TUR) Backup Timer VENCKUTUTON. Vilma (LTU)
						Goal Judges 1 LIU Lan (CHN) 2 SHE Haiwen (CHN) 3 HAO Guohua (CHN) 4 ZHOU Chen (CHN) 10Sec Timers 1 KNECHT Alexander (GER) 2 RASANEN Kari (FIN) Shot Recorder SIVERTSEN Kicki (SWE)
20:00	9	Men	Preliminaries	Group B	USA vs CHN	Referees 1 JANSSEN Rudi (BEL) 2 DAGENAIS Claude (CAN) Scorer MURPHY Darlene (CAN) Timer INCE Gokhan (TUR) Backup Timer VENCKUTUTON. Vilma (LTU)
						Goal Judges 1 LIU Lan (CHN) 2 SHE Haiwen (CHN) 3 HAO Guohua (CHN) 4 ZHOU Chen (CHN) 10Sec Timers 1 LOUND Keith (GBR) 2 WAREHAM Allan (CAN) Shot Recorder SIVERTSEN Kicki (SWE)
21:00	10	Women	Preliminaries	Group A	DEN vs GER	Referees 1 BENKO Balint (HUN) 2 SIVERTSEN Sivert (SWE) Scorer MURPHY Darlene (CAN) Timer INCE Gokhan (TUR) Backup Timer VENCKUTUTON. Vilma (LTU)
						Goal Judges 1 LIU Lan (CHN) 2 SHE Haiwen (CHN) 3 HAO Guohua (CHN) 4 ZHOU Chen (CHN) 10Sec Timers 1 JANSSEN Rudi (BEL) 2 DAGENAIS Claude (CAN) Shot Recorder SIVERTSEN Kicki (SWE)

Referee of match 4 is corrected.



DAILY COMPETITION SCHEDULE As of 7 SEP 2008

每日竞赛日程

MON 08 SEP 2008

Start Time	Match No.	Gender	Phase	Group	Teams	Officials
9:00	11	Men	Preliminaries	Group A	FIN vs LTU	Referees 1 PARISI Dan (USA) 2 KNECHT Alexander (GER) Scorer ALWASTER Colette (GER) Timer HOWALT Rene (DEN) Backup Timer THOMAS George (MAS)
						Goal Judges 1 LIU Lan (CHN) 2 SHE Haiwen (CHN) 3 HAO Guohua (CHN) 4 ZHOU Chen (CHN) 10Sec Timers 1 SORKKILA Eeva (FIN) 2 FRAS Patricia (SLO) Shot Recorder DAMATTA Carla (BRA)
10:00	12	Men	Preliminaries	Group B	CHN vs SWE	Referees 1 WESTERHOUT Pieter (NED) 2 DAGENAIS Claude (CAN) Scorer ALWASTER Colette (GER) Timer HOWALT Rene (DEN) Backup Timer THOMAS George (MAS)
						Goal Judges 1 LIU Lan (CHN) 2 SHE Haiwen (CHN) 3 HAO Guohua (CHN) 4 ZHOU Chen (CHN) 10Sec Timers 1 PARISI Dan (USA) 2 KNECHT Alexander (GER) Shot Recorder DAMATTA Carla (BRA)
11:00	13	Women	Preliminaries	Group A	USA vs DEN	Referees 1 DAENTLER Christl (GER) 2 SORKKILA Eeva (FIN) Scorer ALWASTER Colette (GER) Timer HOWALT Rene (DEN) Backup Timer THOMAS George (MAS)
						Goal Judges 1 LIU Lan (CHN) 2 SHE Haiwen (CHN) 3 HAO Guohua (CHN) 4 ZHOU Chen (CHN) 10Sec Timers 1 WESTERHOUT Pieter (NED) 2 DAGENAIS Claude (CAN) Shot Recorder DAMATTA Carla (BRA)
12:00	14	Men	Preliminaries	Group A	SLO vs DEN	Referees 1 ZANOLIN Aurora (ITA) 2 WAREHAM Allan (CAN) Scorer ALWASTER Colette (GER) Timer HOWALT Rene (DEN) Backup Timer THOMAS George (MAS)
						Goal Judges 1 LIU Lan (CHN) 2 SHE Haiwen (CHN) 3 HAO Guohua (CHN) 4 ZHOU Chen (CHN) 10Sec Timers 1 DAENTLER Christl (GER) 2 PARISI Dan (USA) Shot Recorder DAMATTA Carla (BRA)
13:00	15	Women	Preliminaries	Group A	CHN vs GER	Referees 1 SORKKILA Eeva (FIN) 2 FRAS Patricia (SLO) Scorer ALWASTER Colette (GER) Timer HOWALT Rene (DEN) Backup Timer THOMAS George (MAS)
						Goal Judges 1 LIU Lan (CHN) 2 SHE Haiwen (CHN) 3 HAO Guohua (CHN) 4 ZHOU Chen (CHN) 10Sec Timers 1 ZANOLIN Aurora (ITA) 2 WAREHAM Allan (CAN) Shot Recorder DAMATTA Carla (BRA)



DAILY COMPETITION SCHEDULE As of 7 SEP 2008

每日竞赛日程

MON 08 SEP 2008

Start Time	Match No.	Gender	Phase	Group	Teams	Officials	
17:00	16	Men	Preliminaries	Group B	USA vs CAN	Referees 1 JAKIC Nejc (SLO) 2 SPENCER Clive (GBR) Scorer MURDIE Dina (GBR) Timer SUKUMOL Yotsapol (THA) Backup Timer JACKES Warrick (AUS)	Goal Judges 1 CHEN Qing (CHN) 2 REN Mingxia (CHN) 3 LI Qiang (CHN) 4 ZHU Lizhen (CHN) 10Sec Timers 1 FRAS Patricia (SLO) 2 SORKKILA Eeva (FIN) Shot Recorder SARTOR Dianne (USA)
18:00	17	Women	Preliminaries	Group A	BRA vs CAN	Referees 1 GAFNEY Patrick (USA) 2 WESTERHOUT Pieter (NED) Scorer MURDIE Dina (GBR) Timer SUKUMOL Yotsapol (THA) Backup Timer JACKES Warrick (AUS)	Goal Judges 1 CHEN Qing (CHN) 2 REN Mingxia (CHN) 3 LI Qiang (CHN) 4 ZHU Lizhen (CHN) 10Sec Timers 1 JAKIC Nejc (SLO) 2 SPENCER Clive (GBR) Shot Recorder SARTOR Dianne (USA)
19:00	18	Men	Preliminaries	Group A	BEL vs ESP	Referees 1 KNECHT Alexander (GER) 2 ZANOLIN Aurora (ITA) Scorer MURDIE Dina (GBR) Timer SUKUMOL Yotsapol (THA) Backup Timer THOMAS George (MAS)	Goal Judges 1 CHEN Qing (CHN) 2 REN Mingxia (CHN) 3 LI Qiang (CHN) 4 ZHU Lizhen (CHN) 10Sec Timers 1 GAFNEY Patrick (USA) 2 WESTERHOUT Pieter (NED) Shot Recorder SARTOR Dianne (USA)
20:00	19	Men	Preliminaries	Group B	BRA vs IRI	Referees 1 WAREHAM Allan (CAN) 2 PARISI Dan (USA) Scorer MURDIE Dina (GBR) Timer SUKUMOL Yotsapol (THA) Backup Timer JACKES Warrick (AUS)	Goal Judges 1 CHEN Qing (CHN) 2 REN Mingxia (CHN) 3 LI Qiang (CHN) 4 ZHU Lizhen (CHN) 10Sec Timers 1 KNECHT Alexander (GER) 2 ZANOLIN Aurora (ITA) Shot Recorder SARTOR Dianne (USA)
21:00	20	Women	Preliminaries	Group A	SWE vs JPN	Referees 1 FRAS Patricia (SLO) 2 JAKIC Nejc (SLO) Scorer MURDIE Dina (GBR) Timer SUKUMOL Yotsapol (THA) Backup Timer JACKES Warrick (AUS)	Goal Judges 1 CHEN Qing (CHN) 2 REN Mingxia (CHN) 3 LI Qiang (CHN) 4 ZHU Lizhen (CHN) 10Sec Timers 1 WAREHAM Allan (CAN) 2 PARISI Dan (USA) Shot Recorder SARTOR Dianne (USA)



DAILY COMPETITION SCHEDULE As of 7 SEP 2008

每日竞赛日程

TUE 09 SEP 2008

Start Time	Match No.	Gender	Phase	Group	Teams	Officials
9:00	21	Men	Preliminaries	Group A	FIN vs DEN	Referees 1 SIVERTSEN Sivert (SWE) 2 JANSSEN Rudi (BEL) Scorer MURPHY Darlene (CAN) Timer INCE Gokhan (TUR) Backup Timer VENCKUTUTON. Vilma (LTU)
						Goal Judges 1 CHEN Qing (CHN) 2 REN Mingxia (CHN) 3 LI Qiang (CHN) 4 ZHU Lizhen (CHN) 10Sec Timers 1 LOUND Keith (GBR) 2 BENKO Balint (HUN) Shot Recorder SIVERTSEN Kicki (SWE)
10:00	22	Men	Preliminaries	Group B	CHN vs CAN	Referees 1 PARISI Dan (USA) 2 ZANOLIN Aurora (ITA) Scorer MURPHY Darlene (CAN) Timer INCE Gokhan (TUR) Backup Timer VENCKUTUTON. Vilma (LTU)
						Goal Judges 1 CHEN Qing (CHN) 2 REN Mingxia (CHN) 3 LI Qiang (CHN) 4 ZHU Lizhen (CHN) 10Sec Timers 1 SIVERTSEN Sivert (SWE) 2 JANSSEN Rudi (BEL) Shot Recorder SIVERTSEN Kicki (SWE)
11:00	23	Women	Preliminaries	Group A	CAN vs JPN	Referees 1 WESTERHOUT Pieter (NED) 2 SOROKKILA Eeva (FIN) Scorer MURPHY Darlene (CAN) Timer INCE Gokhan (TUR) Backup Timer VENCKUTUTON. Vilma (LTU)
						Goal Judges 1 CHEN Qing (CHN) 2 REN Mingxia (CHN) 3 LI Qiang (CHN) 4 ZHU Lizhen (CHN) 10Sec Timers 1 PARISI Dan (USA) 2 ZANOLIN Aurora (ITA) Shot Recorder SIVERTSEN Kicki (SWE)
12:00	24	Men	Preliminaries	Group A	LTU vs ESP	Referees 1 DAENTLER Christl (GER) 2 RASANEN Kari (FIN) Scorer MURPHY Darlene (CAN) Timer INCE Gokhan (TUR) Backup Timer VENCKUTUTON. Vilma (LTU)
						Goal Judges 1 CHEN Qing (CHN) 2 REN Mingxia (CHN) 3 LI Qiang (CHN) 4 ZHU Lizhen (CHN) 10Sec Timers 1 WESTERHOUT Pieter (NED) 2 SOROKKILA Eeva (FIN) Shot Recorder SIVERTSEN Kicki (SWE)
13:00	25	Women	Preliminaries	Group A	BRA vs GER	Referees 1 LOUND Keith (GBR) 2 BENKO Balint (HUN) Scorer MURPHY Darlene (CAN) Timer INCE Gokhan (TUR) Backup Timer VENCKUTUTON. Vilma (LTU)
						Goal Judges 1 CHEN Qing (CHN) 2 REN Mingxia (CHN) 3 LI Qiang (CHN) 4 ZHU Lizhen (CHN) 10Sec Timers 1 DAENTLER Christl (GER) 2 RASANEN Kari (FIN) Shot Recorder SIVERTSEN Kicki (SWE)



DAILY COMPETITION SCHEDULE As of 7 SEP 2008

每日竞赛日程

TUE 09 SEP 2008

Start Time	Match No.	Gender	Phase	Group	Teams	Officials	
17:00	26	Men	Preliminaries	Group B	SWE vs IRI	Referees 1 BONKE Lena (DEN) 2 PARISI Dan (USA) Scorer SNOW Lorna (CAN) Timer EL-GENDY Yasser (EGY) Backup Timer AHOKAS Janne (FIN)	Goal Judges 1 HAN Yan (CHN) 2 LI Dewen (CHN) 3 ZHU Jianhua (CHN) 4 HAN Dongshuo (CHN) 10Sec Timers 1 JANSSEN Rudi (BEL) 2 WESTERHOUT Pieter (NED) Shot Recorder AGIANNI Desponia (GRE)
18:00	27	Women	Preliminaries	Group A	SWE vs DEN	Referees 1 RASANEN Kari (FIN) 2 LOUND Keith (GBR) Scorer SNOW Lorna (CAN) Timer EL-GENDY Yasser (EGY) Backup Timer AHOKAS Janne (FIN)	Goal Judges 1 HAN Yan (CHN) 2 LI Dewen (CHN) 3 ZHU Jianhua (CHN) 4 HAN Dongshuo (CHN) 10Sec Timers 1 SIVERTSEN Sivert (SWE) 2 PARISI Dan (USA) Shot Recorder AGIANNI Desponia (GRE)
19:00	28	Men	Preliminaries	Group A	BEL vs SLO	Referees 1 BONKE Lena (DEN) 2 BENKO Balint (HUN) Scorer SNOW Lorna (CAN) Timer EL-GENDY Yasser (EGY) Backup Timer AHOKAS Janne (FIN)	Goal Judges 1 HAN Yan (CHN) 2 LI Dewen (CHN) 3 ZHU Jianhua (CHN) 4 HAN Dongshuo (CHN) 10Sec Timers 1 RASANEN Kari (FIN) 2 LOUND Keith (GBR) Shot Recorder AGIANNI Desponia (GRE)
20:00	29	Men	Preliminaries	Group B	BRA vs USA	Referees 1 SIVERTSEN Sivert (SWE) 2 DAENTLER Christl (GER) Scorer SNOW Lorna (CAN) Timer EL-GENDY Yasser (EGY) Backup Timer AHOKAS Janne (FIN)	Goal Judges 1 HAN Yan (CHN) 2 LI Dewen (CHN) 3 ZHU Jianhua (CHN) 4 HAN Dongshuo (CHN) 10Sec Timers 1 BONKE Lena (DEN) 2 BENKO Balint (HUN) Shot Recorder AGIANNI Desponia (GRE)
21:00	30	Women	Preliminaries	Group A	CHN vs USA	Referees 1 JANSSEN Rudi (BEL) 2 WESTERHOUT Pieter (NED) Scorer SNOW Lorna (CAN) Timer EL-GENDY Yasser (EGY) Backup Timer AHOKAS Janne (FIN)	Goal Judges 1 HAN Yan (CHN) 2 LI Dewen (CHN) 3 ZHU Jianhua (CHN) 4 HAN Dongshuo (CHN) 10Sec Timers 1 SIVERTSEN Sivert (SWE) 2 DAENTLER Christl (GER) Shot Recorder AGIANNI Desponia (GRE)




DAILY COMPETITION SCHEDULE As of 7 SEP 2008

每日竞赛日程

WED 10 SEP 2008

Start Time	Match No.	Gender	Phase	Group	Teams	Officials
9:00	31	Men	Preliminaries	Group A	ESP vs SLO	Referees 1 SPENCER Clive (GBR) 2 JANSSEN Rudi (BEL) Scorer MURDIE Dina (GBR) Timer SUKUMOL Yotsapol (THA) Backup Timer JACKES Warrick (AUS)
						Goal Judges 1 HAN Yan (CHN) 2 LI Dewen (CHN) 3 ZHU Jianhua (CHN) 4 HAN Dongshuo (CHN) 10Sec Timers 1 KNECHT Alexander (GER) 2 LOUND Keith (GBR) Shot Recorder SARTOR Dianne (USA)
10:00	32	Men	Preliminaries	Group B	IRI vs USA	Referees 1 JAKIC Nejc (SLO) 2 BENKO Balint (HUN) Scorer MURDIE Dina (GBR) Timer SUKUMOL Yotsapol (THA) Backup Timer JACKES Warrick (AUS)
						Goal Judges 1 HAN Yan (CHN) 2 LI Dewen (CHN) 3 ZHU Jianhua (CHN) 4 HAN Dongshuo (CHN) 10Sec Timers 1 SPENCER Clive (GBR) 2 JANSSEN Rudi (BEL) Shot Recorder SARTOR Dianne (USA)
11:00	33	Women	Preliminaries	Group A	GER vs CAN	Referees 1 GAFNEY Patrick (USA) 2 RASANEN Kari (FIN) Scorer MURDIE Dina (GBR) Timer SUKUMOL Yotsapol (THA) Backup Timer JACKES Warrick (AUS)
						Goal Judges 1 HAN Yan (CHN) 2 LI Dewen (CHN) 3 ZHU Jianhua (CHN) 4 HAN Dongshuo (CHN) 10Sec Timers 1 JAKIC Nejc (SLO) 2 BENKO Balint (HUN) Shot Recorder SARTOR Dianne (USA)
12:00	34	Men	Preliminaries	Group A	FIN vs BEL	Referees 1 BONKE Lena (DEN) 2 DAGENAIS Claude (CAN) Scorer MURDIE Dina (GBR) Timer SUKUMOL Yotsapol (THA) Backup Timer JACKES Warrick (AUS)
						Goal Judges 1 HAN Yan (CHN) 2 LI Dewen (CHN) 3 ZHU Jianhua (CHN) 4 HAN Dongshuo (CHN) 10Sec Timers 1 GAFNEY Patrick (USA) 2 RASANEN Kari (FIN) Shot Recorder SARTOR Dianne (USA)
13:00	35	Women	Preliminaries	Group A	JPN vs DEN	Referees 1 KNECHT Alexander (GER) 2 LOUND Keith (GBR) Scorer MURDIE Dina (GBR) Timer SUKUMOL Yotsapol (THA) Backup Timer JACKES Warrick (AUS)
						Goal Judges 1 HAN Yan (CHN) 2 LI Dewen (CHN) 3 ZHU Jianhua (CHN) 4 HAN Dongshuo (CHN) 10Sec Timers 1 BONKE Lena (DEN) 2 DAGENAIS Claude (CAN) Shot Recorder SARTOR Dianne (USA)



DAILY COMPETITION SCHEDULE As of 7 SEP 2008

每日竞赛日程

WED 10 SEP 2008

Start Time	Match No.	Gender	Phase	Group	Teams	Officials
17:00	36	Men	Preliminaries	Group B	CHN vs BRA	Referees 1 FRAS Patricia (SLO) 2 SPENCER Clive (GBR) Scorer ALWASTER Colette (GER) Timer HOWALT Rene (DEN) Backup Timer THOMAS George (MAS)
						Goal Judges 1 LIU Lan (CHN) 2 SHE Haiwen (CHN) 3 HAO Guohua (CHN) 4 ZHOU Chen (CHN) 10Sec Timers 1 RASANEN Kari (FIN) 2 JANSSEN Rudi (BEL) Shot Recorder DAMATTA Carla (BRA)
18:00	37	Women	Preliminaries	Group A	SWE vs CHN	Referees 1 BENKO Balint (HUN) 2 BONKE Lena (DEN) Scorer ALWASTER Colette (GER) Timer HOWALT Rene (DEN) Backup Timer THOMAS George (MAS)
						Goal Judges 1 LIU Lan (CHN) 2 SHE Haiwen (CHN) 3 HAO Guohua (CHN) 4 ZHOU Chen (CHN) 10Sec Timers 1 FRAS Patricia (SLO) 2 SPENCER Clive (GBR) Shot Recorder DAMATTA Carla (BRA)
19:00	38	Men	Preliminaries	Group A	DEN vs LTU	Referees 1 SIVERTSEN Sivert (SWE) 2 WAREHAM Allan (CAN) Scorer ALWASTER Colette (GER) Timer HOWALT Rene (DEN) Backup Timer THOMAS George (MAS)
						Goal Judges 1 LIU Lan (CHN) 2 SHE Haiwen (CHN) 3 HAO Guohua (CHN) 4 ZHOU Chen (CHN) 10Sec Timers 1 BENKO Balint (HUN) 2 BONKE Lena (DEN) Shot Recorder DAMATTA Carla (BRA)
20:00	39	Men	Preliminaries	Group B	CAN vs SWE	Referees 1 LOUND Keith (GBR) 2 GAFNEY Patrick (USA) Scorer ALWASTER Colette (GER) Timer HOWALT Rene (DEN) Backup Timer THOMAS George (MAS)
						Goal Judges 1 LIU Lan (CHN) 2 SHE Haiwen (CHN) 3 HAO Guohua (CHN) 4 ZHOU Chen (CHN) 10Sec Timers 1 SIVERTSEN Sivert (SWE) 2 WAREHAM Allan (CAN) Shot Recorder DAMATTA Carla (BRA)
21:00	40	Women	Preliminaries	Group A	BRA vs USA	Referees 1 RASANEN Kari (FIN) 2 JANSSEN Rudi (BEL) Scorer ALWASTER Colette (GER) Timer HOWALT Rene (DEN) Backup Timer THOMAS George (MAS)
						Goal Judges 1 LIU Lan (CHN) 2 SHE Haiwen (CHN) 3 HAO Guohua (CHN) 4 ZHOU Chen (CHN) 10Sec Timers 1 LOUND Keith (GBR) 2 GAFNEY Patrick (USA) Shot Recorder DAMATTA Carla (BRA)



DAILY COMPETITION SCHEDULE As of 10 SEP 2008

CORRECTED

每日竞赛日程

WED 10 SEP 2008

Start Time	Match No.	Gender	Phase	Group	Teams	Officials
9:00	31	Men	Preliminaries	Group A	ESP vs SLO	Referees 1 SPENCER Clive (GBR) 2 JANSSEN Rudi (BEL) Scorer MURDIE Dina (GBR) Timer SUKUMOL Yotsapol (THA) Backup Timer JACKES Warrick (AUS)
						Goal Judges 1 HAN Yan (CHN) 2 LI Dewen (CHN) 3 ZHU Jianhua (CHN) 4 HAN Dongshuo (CHN) 10Sec Timers 1 KNECHT Alexander (GER) 2 LOUND Keith (GBR) Shot Recorder SARTOR Dianne (USA)
10:00	32	Men	Preliminaries	Group B	IRI vs USA	Referees 1 JAKIC Nejc (SLO) 2 BENKO Balint (HUN) Scorer MURDIE Dina (GBR) Timer SUKUMOL Yotsapol (THA) Backup Timer JACKES Warrick (AUS)
						Goal Judges 1 HAN Yan (CHN) 2 LI Dewen (CHN) 3 ZHU Jianhua (CHN) 4 HAN Dongshuo (CHN) 10Sec Timers 1 SPENCER Clive (GBR) 2 JANSSEN Rudi (BEL) Shot Recorder SARTOR Dianne (USA)
11:00	33	Women	Preliminaries	Group A	GER vs CAN	Referees 1 GAFNEY Patrick (USA) 2 RASANEN Kari (FIN) Scorer MURDIE Dina (GBR) Timer SUKUMOL Yotsapol (THA) Backup Timer JACKES Warrick (AUS)
						Goal Judges 1 HAN Yan (CHN) 2 LI Dewen (CHN) 3 ZHU Jianhua (CHN) 4 HAN Dongshuo (CHN) 10Sec Timers 1 JAKIC Nejc (SLO) 2 BENKO Balint (HUN) Shot Recorder SARTOR Dianne (USA)
12:00	34	Men	Preliminaries	Group A	FIN vs BEL	Referees 1 BONKE Lena (DEN) 2 DAGENAIS Claude (CAN) Scorer MURDIE Dina (GBR) Timer SUKUMOL Yotsapol (THA) Backup Timer JACKES Warrick (AUS)
						Goal Judges 1 HAN Yan (CHN) 2 LI Dewen (CHN) 3 ZHU Jianhua (CHN) 4 HAN Dongshuo (CHN) 10Sec Timers 1 GAFNEY Patrick (USA) 2 RASANEN Kari (FIN) Shot Recorder SARTOR Dianne (USA)
13:00	35	Women	Preliminaries	Group A	JPN vs DEN	Referees 1 DAGENAIS Claude (CAN) 2 LOUND Keith (GBR) Scorer MURDIE Dina (GBR) Timer SUKUMOL Yotsapol (THA) Backup Timer JACKES Warrick (AUS)
						Goal Judges 1 HAN Yan (CHN) 2 LI Dewen (CHN) 3 ZHU Jianhua (CHN) 4 HAN Dongshuo (CHN) 10Sec Timers 1 BONKE Lena (DEN) 2 GAFNEY Patrick (USA) Shot Recorder SARTOR Dianne (USA)



DAILY COMPETITION SCHEDULE As of 10 SEP 2008

CORRECTED

每日竞赛日程

WED 10 SEP 2008

Start Time	Match No.	Gender	Phase	Teams	Officials
17:00	36	Men	Preliminaries Group B	CHN vs BRA	Referees 1 FRAS Patricia (SLO) 2 SPENCER Clive (GBR) Scorer ALWASTER Colette (GER) Timer HOWALT Rene (DEN) Backup Timer THOMAS George (MAS)
					Goal Judges 1 LIU Lan (CHN) 2 SHE Haiwen (CHN) 3 HAO Guohua (CHN) 4 ZHOU Chen (CHN) 10Sec Timers 1 RASANEN Kari (FIN) 2 JANSSEN Rudi (BEL) Shot Recorder DAMATTA Carla (BRA)
18:00	37	Women	Preliminaries Group A	SWE vs CHN	Referees 1 BENKO Balint (HUN) 2 BONKE Lena (DEN) Scorer ALWASTER Colette (GER) Timer HOWALT Rene (DEN) Backup Timer THOMAS George (MAS)
					Goal Judges 1 LIU Lan (CHN) 2 SHE Haiwen (CHN) 3 HAO Guohua (CHN) 4 ZHOU Chen (CHN) 10Sec Timers 1 FRAS Patricia (SLO) 2 SPENCER Clive (GBR) Shot Recorder DAMATTA Carla (BRA)
19:00	38	Men	Preliminaries Group A	DEN vs LTU	Referees 1 SIVERTSEN Sivert (SWE) 2 WAREHAM Allan (CAN) Scorer ALWASTER Colette (GER) Timer HOWALT Rene (DEN) Backup Timer THOMAS George (MAS)
					Goal Judges 1 LIU Lan (CHN) 2 SHE Haiwen (CHN) 3 HAO Guohua (CHN) 4 ZHOU Chen (CHN) 10Sec Timers 1 BENKO Balint (HUN) 2 BONKE Lena (DEN) Shot Recorder DAMATTA Carla (BRA)
20:00	39	Men	Preliminaries Group B	CAN vs SWE	Referees 1 LOUND Keith (GBR) 2 GAFNEY Patrick (USA) Scorer ALWASTER Colette (GER) Timer HOWALT Rene (DEN) Backup Timer THOMAS George (MAS)
					Goal Judges 1 LIU Lan (CHN) 2 SHE Haiwen (CHN) 3 HAO Guohua (CHN) 4 ZHOU Chen (CHN) 10Sec Timers 1 SIVERTSEN Sivert (SWE) 2 WAREHAM Allan (CAN) Shot Recorder DAMATTA Carla (BRA)
21:00	40	Women	Preliminaries Group A	BRA vs USA	Referees 1 RASANEN Kari (FIN) 2 JANSSEN Rudi (BEL) Scorer ALWASTER Colette (GER) Timer HOWALT Rene (DEN) Backup Timer THOMAS George (MAS)
					Goal Judges 1 LIU Lan (CHN) 2 SHE Haiwen (CHN) 3 HAO Guohua (CHN) 4 ZHOU Chen (CHN) 10Sec Timers 1 LOUND Keith (GBR) 2 GAFNEY Patrick (USA) Shot Recorder DAMATTA Carla (BRA)



DAILY COMPETITION SCHEDULE As of 7 SEP 2008

每日竞赛日程

THU 11 SEP 2008

Start Time	Match No.	Gender	Phase	Group	Teams	Officials	
9:00	41	Men	Preliminaries	Group A	DEN vs BEL	Referees 1 DAENTLER Christl (GER) 2 ZANOLIN Aurora (ITA) Scorer SNOW Lorna (CAN) Timer EL-GENDY Yasser (EGY) Backup Timer AHOKAS Janne (FIN)	Goal Judges 1 LIU Lan (CHN) 2 SHE Haiwen (CHN) 3 HAO Guohua (CHN) 4 ZHOU Chen (CHN) 10Sec Timers 1 GAFNEY Patrick (USA) 2 DAGENAIS Claude (CAN) Shot Recorder AGIANNI Desponia (GRE)
10:00	42	Men	Preliminaries	Group B	CAN vs BRA	Referees 1 JAKIC Nejc (SLO) 2 PARISI Dan (USA) Scorer SNOW Lorna (CAN) Timer EL-GENDY Yasser (EGY) Backup Timer AHOKAS Janne (FIN)	Goal Judges 1 LIU Lan (CHN) 2 SHE Haiwen (CHN) 3 HAO Guohua (CHN) 4 ZHOU Chen (CHN) 10Sec Timers 1 DAENTLER Christl (GER) 2 ZANOLIN Aurora (ITA) Shot Recorder AGIANNI Desponia (GRE)
11:00	43	Women	Preliminaries	Group A	JPN vs CHN	Referees 1 FRAS Patricia (SLO) 2 SORKKILA Eeva (FIN) Scorer SNOW Lorna (CAN) Timer EL-GENDY Yasser (EGY) Backup Timer AHOKAS Janne (FIN)	Goal Judges 1 LIU Lan (CHN) 2 SHE Haiwen (CHN) 3 HAO Guohua (CHN) 4 ZHOU Chen (CHN) 10Sec Timers 1 JAKIC Nejc (SLO) 2 PARISI Dan (USA) Shot Recorder AGIANNI Desponia (GRE)
12:00	44	Men	Preliminaries	Group A	LTU vs SLO	Referees 1 WESTERHOUT Pieter (NED) 2 SPENCER Clive (GBR) Scorer SNOW Lorna (CAN) Timer EL-GENDY Yasser (EGY) Backup Timer AHOKAS Janne (FIN)	Goal Judges 1 LIU Lan (CHN) 2 SHE Haiwen (CHN) 3 HAO Guohua (CHN) 4 ZHOU Chen (CHN) 10Sec Timers 1 FRAS Patricia (SLO) 2 SORKKILA Eeva (FIN) Shot Recorder AGIANNI Desponia (GRE)
13:00	45	Women	Preliminaries	Group A	BRA vs SWE	Referees 1 DAGENAIS Claude (CAN) 2 GAFNEY Patrick (USA) Scorer SNOW Lorna (CAN) Timer EL-GENDY Yasser (EGY) Backup Timer AHOKAS Janne (FIN)	Goal Judges 1 LIU Lan (CHN) 2 SHE Haiwen (CHN) 3 HAO Guohua (CHN) 4 ZHOU Chen (CHN) 10Sec Timers 1 WESTERHOUT Pieter (NED) 2 SPENCER Clive (GBR) Shot Recorder AGIANNI Desponia (GRE)



DAILY COMPETITION SCHEDULE As of 7 SEP 2008

每日竞赛日程

THU 11 SEP 2008

Start Time	Match No.	Gender	Phase	Group	Teams	Officials	
17:00	46	Men	Preliminaries	Group B	SWE vs USA	Referees 1 DAENTLER Christl (GER) 2 WAREHAM Allan (CAN) Scorer MURPHY Darlene (CAN) Timer INCE Gokhan (TUR) Backup Timer VENCKUTUTON. Vilma (LTU)	Goal Judges 1 CHEN Qing (CHN) 2 REN Mingxia (CHN) 3 LI Qiang (CHN) 4 ZHU Lizhen (CHN) 10Sec Timers 1 ZANOLIN Aurora (ITA) 2 KNECHT Alexander (GER) Shot Recorder SIVERTSEN Kicki (SWE)
18:00	47	Women	Preliminaries	Group A	GER vs USA	Referees 1 JAKIC Nejc (SLO) 2 DAGENAIS Claude (CAN) Scorer MURPHY Darlene (CAN) Timer INCE Gokhan (TUR) Backup Timer VENCKUTUTON. Vilma (LTU)	Goal Judges 1 CHEN Qing (CHN) 2 REN Mingxia (CHN) 3 LI Qiang (CHN) 4 ZHU Lizhen (CHN) 10Sec Timers 1 DAENTLER Christl (GER) 2 WAREHAM Allan (CAN) Shot Recorder SIVERTSEN Kicki (SWE)
19:00	48	Men	Preliminaries	Group A	ESP vs FIN	Referees 1 SPENCER Clive (GBR) 2 ZANOLIN Aurora (ITA) Scorer MURPHY Darlene (CAN) Timer INCE Gokhan (TUR) Backup Timer VENCKUTUTON. Vilma (LTU)	Goal Judges 1 CHEN Qing (CHN) 2 REN Mingxia (CHN) 3 LI Qiang (CHN) 4 ZHU Lizhen (CHN) 10Sec Timers 1 JAKIC Nejc (SLO) 2 DAGENAIS Claude (CAN) Shot Recorder SIVERTSEN Kicki (SWE)
20:00	49	Men	Preliminaries	Group B	IRI vs CHN	Referees 1 KNECHT Alexander (GER) 2 DAENTLER Christl (GER) Scorer MURPHY Darlene (CAN) Timer INCE Gokhan (TUR) Backup Timer VENCKUTUTON. Vilma (LTU)	Goal Judges 1 CHEN Qing (CHN) 2 REN Mingxia (CHN) 3 LI Qiang (CHN) 4 ZHU Lizhen (CHN) 10Sec Timers 1 SPENCER Clive (GBR) 2 ZANOLIN Aurora (ITA) Shot Recorder SIVERTSEN Kicki (SWE)
21:00	50	Women	Preliminaries	Group A	CAN vs DEN	Referees 1 JAKIC Nejc (SLO) 2 ZANOLIN Aurora (ITA) Scorer MURPHY Darlene (CAN) Timer INCE Gokhan (TUR) Backup Timer VENCKUTUTON. Vilma (LTU)	Goal Judges 1 CHEN Qing (CHN) 2 REN Mingxia (CHN) 3 LI Qiang (CHN) 4 ZHU Lizhen (CHN) 10Sec Timers 1 KNECHT Alexander (GER) 2 DAENTLER Christl (GER) Shot Recorder SIVERTSEN Kicki (SWE)



DAILY COMPETITION SCHEDULE As of 10 SEP 2008

CORRECTED

每日竞赛日程

THU 11 SEP 2008

Start Time	Match No.	Gender	Phase	Group	Teams	Officials	
9:00	41	Men	Preliminaries	Group A	DEN vs BEL	Referees 1 DAENTLER Christl (GER) 2 ZANOLIN Aurora (ITA) Scorer SNOW Lorna (CAN) Timer EL-GENDY Yasser (EGY) Backup Timer AHOKAS Janne (FIN)	Goal Judges 1 LIU Lan (CHN) 2 SHE Haiwen (CHN) 3 HAO Guohua (CHN) 4 ZHOU Chen (CHN) 10Sec Timers 1 GAFNEY Patrick (USA) 2 DAGENAIS Claude (CAN) Shot Recorder AGIANNI Desponia (GRE)
10:00	42	Men	Preliminaries	Group B	CAN vs BRA	Referees 1 JAKIC Nejc (SLO) 2 PARISI Dan (USA) Scorer SNOW Lorna (CAN) Timer EL-GENDY Yasser (EGY) Backup Timer AHOKAS Janne (FIN)	Goal Judges 1 LIU Lan (CHN) 2 SHE Haiwen (CHN) 3 HAO Guohua (CHN) 4 ZHOU Chen (CHN) 10Sec Timers 1 DAENTLER Christl (GER) 2 ZANOLIN Aurora (ITA) Shot Recorder AGIANNI Desponia (GRE)
11:00	43	Women	Preliminaries	Group A	JPN vs CHN	Referees 1 FRAS Patricia (SLO) 2 SORKKILA Eeva (FIN) Scorer SNOW Lorna (CAN) Timer EL-GENDY Yasser (EGY) Backup Timer AHOKAS Janne (FIN)	Goal Judges 1 LIU Lan (CHN) 2 SHE Haiwen (CHN) 3 HAO Guohua (CHN) 4 ZHOU Chen (CHN) 10Sec Timers 1 JAKIC Nejc (SLO) 2 PARISI Dan (USA) Shot Recorder AGIANNI Desponia (GRE)
12:00	44	Men	Preliminaries	Group A	LTU vs SLO	Referees 1 WESTERHOUT Pieter (NED) 2 SPENCER Clive (GBR) Scorer SNOW Lorna (CAN) Timer EL-GENDY Yasser (EGY) Backup Timer AHOKAS Janne (FIN)	Goal Judges 1 LIU Lan (CHN) 2 SHE Haiwen (CHN) 3 HAO Guohua (CHN) 4 ZHOU Chen (CHN) 10Sec Timers 1 FRAS Patricia (SLO) 2 SORKKILA Eeva (FIN) Shot Recorder AGIANNI Desponia (GRE)
13:00	45	Women	Preliminaries	Group A	BRA vs SWE	Referees 1 DAGENAIS Claude (CAN) 2 GAFNEY Patrick (USA) Scorer SNOW Lorna (CAN) Timer EL-GENDY Yasser (EGY) Backup Timer AHOKAS Janne (FIN)	Goal Judges 1 LIU Lan (CHN) 2 SHE Haiwen (CHN) 3 HAO Guohua (CHN) 4 ZHOU Chen (CHN) 10Sec Timers 1 WESTERHOUT Pieter (NED) 2 SPENCER Clive (GBR) Shot Recorder AGIANNI Desponia (GRE)



DAILY COMPETITION SCHEDULE As of 10 SEP 2008

CORRECTED

每日竞赛日程

THU 11 SEP 2008

Start Time	Match No.	Gender	Phase	Group	Teams	Officials	
17:00	46	Men	Preliminaries	Group B	SWE vs USA	Referees 1 DAENTLER Christl (GER) 2 WAREHAM Allan (CAN) Scorer MURPHY Darlene (CAN) Timer INCE Gokhan (TUR) Backup Timer VENCKUTUTON. Vilma (LTU)	Goal Judges 1 CHEN Qing (CHN) 2 REN Mingxia (CHN) 3 LI Qiang (CHN) 4 ZHU Lizhen (CHN) 10Sec Timers 1 ZANOLIN Aurora (ITA) 2 KNECHT Alexander (GER) Shot Recorder SIVERTSEN Kicki (SWE)
18:00	47	Women	Preliminaries	Group A	GER vs USA	Referees 1 JAKIC Nejc (SLO) 2 DAGENAIS Claude (CAN) Scorer MURPHY Darlene (CAN) Timer INCE Gokhan (TUR) Backup Timer VENCKUTUTON. Vilma (LTU)	Goal Judges 1 CHEN Qing (CHN) 2 REN Mingxia (CHN) 3 LI Qiang (CHN) 4 ZHU Lizhen (CHN) 10Sec Timers 1 DAENTLER Christl (GER) 2 KNECHT Alexander (GER) Shot Recorder SIVERTSEN Kicki (SWE)
19:00	48	Men	Preliminaries	Group A	ESP vs FIN	Referees 1 SPENCER Clive (GBR) 2 ZANOLIN Aurora (ITA) Scorer MURPHY Darlene (CAN) Timer INCE Gokhan (TUR) Backup Timer VENCKUTUTON. Vilma (LTU)	Goal Judges 1 CHEN Qing (CHN) 2 REN Mingxia (CHN) 3 LI Qiang (CHN) 4 ZHU Lizhen (CHN) 10Sec Timers 1 JAKIC Nejc (SLO) 2 DAGENAIS Claude (CAN) Shot Recorder SIVERTSEN Kicki (SWE)
20:00	49	Men	Preliminaries	Group B	IRI vs CHN	Referees 1 WAREHAM Allan (CAN) 2 DAENTLER Christl (GER) Scorer MURPHY Darlene (CAN) Timer INCE Gokhan (TUR) Backup Timer VENCKUTUTON. Vilma (LTU)	Goal Judges 1 CHEN Qing (CHN) 2 REN Mingxia (CHN) 3 LI Qiang (CHN) 4 ZHU Lizhen (CHN) 10Sec Timers 1 SPENCER Clive (GBR) 2 ZANOLIN Aurora (ITA) Shot Recorder SIVERTSEN Kicki (SWE)
21:00	50	Women	Preliminaries	Group A	CAN vs DEN	Referees 1 JAKIC Nejc (SLO) 2 ZANOLIN Aurora (ITA) Scorer MURPHY Darlene (CAN) Timer INCE Gokhan (TUR) Backup Timer VENCKUTUTON. Vilma (LTU)	Goal Judges 1 CHEN Qing (CHN) 2 REN Mingxia (CHN) 3 LI Qiang (CHN) 4 ZHU Lizhen (CHN) 10Sec Timers 1 KNECHT Alexander (GER) 2 DAENTLER Christl (GER) Shot Recorder SIVERTSEN Kicki (SWE)




DAILY COMPETITION SCHEDULE As of 12 SEP 2008

每日竞赛日程

FRI 12 SEP 2008

Start Time	Match No.	Gender	Phase	Teams	Officials	
9:00	51	Men	Quarterfinal	SLO vs USA	Referees 1 WAREHAM Allan (CAN) 2 WESTERHOUT Pieter (NED) Scorer SNOW Lorna (CAN) Timer EL-GENDY Yasser (EGY) Backup Timer AHOKAS Janne (FIN)	Goal Judges 1 CHEN Qing (CHN) 2 REN Mingxia (CHN) 3 LI Qiang (CHN) 4 ZHU Lizhen (CHN) 10Sec Timers 1 SPENCER Clive (GBR) 2 JAKIC Nejc (SLO) Shot Recorder AGIANNI Desponia (GRE)
10:00	52	Men	Quarterfinal	DEN vs SWE	Referees 1 SORKKILA Eeva (FIN) 2 ZANOLIN Aurora (ITA) Scorer SNOW Lorna (CAN) Timer EL-GENDY Yasser (EGY) Backup Timer AHOKAS Janne (FIN)	Goal Judges 1 CHEN Qing (CHN) 2 LI Qiang (CHN) 3 REN Mingxia (CHN) 4 ZHU Lizhen (CHN) 10Sec Timers 1 WAREHAM Allan (CAN) 2 WESTERHOUT Pieter (NED) Shot Recorder AGIANNI Desponia (GRE)
11:00	53	Men	Quarterfinal	LTU vs CAN	Referees 1 PARISI Dan (USA) 2 DAENTLER Christl (GER) Scorer SNOW Lorna (CAN) Timer EL-GENDY Yasser (EGY) Backup Timer AHOKAS Janne (FIN)	Goal Judges 1 CHEN Qing (CHN) 2 REN Mingxia (CHN) 3 LI Qiang (CHN) 4 ZHU Lizhen (CHN) 10Sec Timers 1 SORKKILA Eeva (FIN) 2 ZANOLIN Aurora (ITA) Shot Recorder AGIANNI Desponia (GRE)
12:00	54	Men	Quarterfinal	FIN vs CHN	Referees 1 GAFNEY Patrick (USA) 2 DAGENAIS Claude (CAN) Scorer SNOW Lorna (CAN) Timer EL-GENDY Yasser (EGY) Backup Timer AHOKAS Janne (FIN)	Goal Judges 1 CHEN Qing (CHN) 2 REN Mingxia (CHN) 3 LI Qiang (CHN) 4 ZHU Lizhen (CHN) 10Sec Timers 1 PARISI Dan (USA) 2 DAENTLER Christl (GER) Shot Recorder AGIANNI Desponia (GRE)
13:00	55	Women	Preliminaries Group A	USA vs CAN	Referees 1 SPENCER Clive (GBR) 2 JAKIC Nejc (SLO) Scorer SNOW Lorna (CAN) Timer EL-GENDY Yasser (EGY) Backup Timer AHOKAS Janne (FIN)	Goal Judges 1 CHEN Qing (CHN) 2 REN Mingxia (CHN) 3 LI Qiang (CHN) 4 ZHU Lizhen (CHN) 10Sec Timers 1 GAFNEY Patrick (USA) 2 DAGENAIS Claude (CAN) Shot Recorder AGIANNI Desponia (GRE)



DAILY COMPETITION SCHEDULE As of 12 SEP 2008

每日竞赛日程

FRI 12 SEP 2008

Start Time	Match No.	Gender	Phase	Group	Teams	Officials	
17:00	56	Women	Preliminaries	Group A	DEN vs CHN	Referees 1 SORKKILA Eeva (FIN) 2 KNECHT Alexander (GER) Scorer MURPHY Darlene (CAN) Timer INCE Gokhan (TUR) Backup Timer VENCKUTUTON. Vilma (LTU)	Goal Judges 1 HAN Yan (CHN) 2 LI Dewen (CHN) 3 ZHU Jianhua (CHN) 4 HAN Dongshuo (CHN) 10Sec Timers 1 BENKO Balint (HUN) 2 FRAS Patricia (SLO) Shot Recorder SIVERTSEN Kicki (SWE)
18:00	57	Women	Preliminaries	Group A	JPN vs BRA	Referees 1 SIVERTSEN Sivert (SWE) 2 FRAS Patricia (SLO) Scorer MURPHY Darlene (CAN) Timer INCE Gokhan (TUR) Backup Timer VENCKUTUTON. Vilma (LTU)	Goal Judges 1 HAN Yan (CHN) 2 LI Dewen (CHN) 3 ZHU Jianhua (CHN) 4 HAN Dongshuo (CHN) 10Sec Timers 1 SORKKILA Eeva (FIN) 2 KNECHT Alexander (GER) Shot Recorder SIVERTSEN Kicki (SWE)
19:00	58	Women	Preliminaries	Group A	GER vs SWE	Referees 1 BONKE Lena (DEN) 2 RASANEN Kari (FIN) Scorer MURPHY Darlene (CAN) Timer INCE Gokhan (TUR) Backup Timer VENCKUTUTON. Vilma (LTU)	Goal Judges 1 HAN Yan (CHN) 2 LI Dewen (CHN) 3 ZHU Jianhua (CHN) 4 HAN Dongshuo (CHN) 10Sec Timers 1 SIVERTSEN Sivert (SWE) 2 FRAS Patricia (SLO) Shot Recorder SIVERTSEN Kicki (SWE)
20:00	59	Men	11/12 Classification		ESP vs BRA	Referees 1 LOUND Keith (GBR) 2 JANSSEN Rudi (BEL) Scorer MURPHY Darlene (CAN) Timer INCE Gokhan (TUR) Backup Timer VENCKUTUTON. Vilma (LTU)	Goal Judges 1 HAN Yan (CHN) 2 LI Dewen (CHN) 3 ZHU Jianhua (CHN) 4 HAN Dongshuo (CHN) 10Sec Timers 1 BONKE Lena (DEN) 2 RASANEN Kari (FIN) Shot Recorder SIVERTSEN Kicki (SWE)
21:00	60	Men	9/10 Classification		BEL vs IRI	Referees 1 BENKO Balint (HUN) 2 FRAS Patricia (SLO) Scorer MURPHY Darlene (CAN) Timer INCE Gokhan (TUR) Backup Timer VENCKUTUTON. Vilma (LTU)	Goal Judges 1 HAN Dongshuo (CHN) 2 LI Dewen (CHN) 3 ZHU Jianhua (CHN) 4 HAN Yan (CHN) 10Sec Timers 1 LOUND Keith (GBR) 2 JANSSEN Rudi (BEL) Shot Recorder SIVERTSEN Kicki (SWE)



DAILY COMPETITION SCHEDULE As of 12 SEP 2008

每日竞赛日程

SAT 13 SEP 2008

Start Time	Match No.	Gender	Phase	Group	Teams	Officials	
9:00	61	Women	Preliminaries	Group A	DEN vs BRA	Referees 1 SIVERTSEN Sivert (SWE) 2 ZANOLIN Aurora (ITA) Scorer MURDIE Dina (GBR) Timer SUKUMOL Yotsapol (THA) Backup Timer THOMAS George (MAS)	Goal Judges 1 HAN Yan (CHN) 2 LI Dewen (CHN) 3 ZHU Jianhua (CHN) 4 HAN Dongshuo (CHN) 10Sec Timers 1 KNECHT Alexander (GER) 2 SORKKILA Eeva (FIN) Shot Recorder SARTOR Dianne (USA)
10:00	62	Women	Preliminaries	Group A	GER vs JPN	Referees 1 BENKO Balint (HUN) 2 RASANEN Kari (FIN) Scorer MURDIE Dina (GBR) Timer SUKUMOL Yotsapol (THA) Backup Timer THOMAS George (MAS)	Goal Judges 1 HAN Dongshuo (CHN) 2 HAN Yan (CHN) 3 LI Dewen (CHN) 4 ZHU Jianhua (CHN) 10Sec Timers 1 SIVERTSEN Sivert (SWE) 2 ZANOLIN Aurora (ITA) Shot Recorder SARTOR Dianne (USA)
11:00	63	Women	Preliminaries	Group A	USA vs SWE	Referees 1 DAENTLER Christl (GER) 2 BONKE Lena (DEN) Scorer MURPHY Darlene (CAN) Timer INCE Gokhan (TUR) Backup Timer VENCKUTUTON. Vilma (LTU)	Goal Judges 1 HAN Dongshuo (CHN) 2 HAN Yan (CHN) 3 LI Dewen (CHN) 4 ZHU Jianhua (CHN) 10Sec Timers 1 BENKO Balint (HUN) 2 RASANEN Kari (FIN) Shot Recorder SIVERTSEN Kicki (SWE)
12:00	64	Women	Preliminaries	Group A	CAN vs CHN	Referees 1 KNECHT Alexander (GER) 2 SORKKILA Eeva (FIN) Scorer MURPHY Darlene (CAN) Timer INCE Gokhan (TUR) Backup Timer VENCKUTUTON. Vilma (LTU)	Goal Judges 1 HAN Dongshuo (CHN) 2 HAN Yan (CHN) 3 LI Dewen (CHN) 4 ZHU Jianhua (CHN) 10Sec Timers 1 DAENTLER Christl (GER) 2 BONKE Lena (DEN) Shot Recorder SIVERTSEN Kicki (SWE)
17:00	65	Men	To 5/8 Classification		SLO vs DEN	Referees 1 PARISI Dan (USA) 2 JANSSEN Rudi (BEL) Scorer ALWASTER Colette (GER) Timer HOWALT Rene (DEN) Backup Timer JACKES Warrick (AUS)	Goal Judges 1 LIU Lan (CHN) 2 SHE Haiwen (CHN) 3 HAO Guohua (CHN) 4 ZHOU Chen (CHN) 10Sec Timers 1 WAREHAM Allan (CAN) 2 JAKIC Nejc (SLO) Shot Recorder DAMATTA Carla (BRA)



DAILY COMPETITION SCHEDULE As of 12 SEP 2008

每日竞赛日程

SAT 13 SEP 2008

Start Time	Match No.	Gender	Phase	Teams	Officials	
18:00	66	Men	To 5/8 Classification	CAN vs FIN	Referees 1 GAFNEY Patrick (USA) 2 FRAS Patricia (SLO) Scorer ALWASTER Colette (GER) Timer HOWALT Rene (DEN) Backup Timer JACKES Warrick (AUS)	Goal Judges 1 LIU Lan (CHN) 2 SHE Haiwen (CHN) 3 HAO Guohua (CHN) 4 ZHOU Chen (CHN) 10Sec Timers 1 PARISI Dan (USA) 2 JANSSEN Rudi (BEL) Shot Recorder DAMATTA Carla (BRA)
19:00	67	Men	Semifinal	LTU vs SWE	Referees 1 SPENCER Clive (GBR) 2 WESTERHOUT Pieter (NED) Scorer SNOW Lorna (CAN) Timer EL-GENDY Yasser (EGY) Backup Timer AHOKAS Janne (FIN)	Goal Judges 1 LIU Lan (CHN) 2 SHE Haiwen (CHN) 3 HAO Guohua (CHN) 4 ZHOU Chen (CHN) 10Sec Timers 1 GAFNEY Patrick (USA) 2 FRAS Patricia (SLO) Shot Recorder AGIANNI Desponia (GRE)
20:00	68	Men	Semifinal	USA vs CHN	Referees 1 WAREHAM Allan (CAN) 2 JAKIC Nejc (SLO) Scorer SNOW Lorna (CAN) Timer EL-GENDY Yasser (EGY) Backup Timer AHOKAS Janne (FIN)	Goal Judges 1 LIU Lan (CHN) 2 SHE Haiwen (CHN) 3 HAO Guohua (CHN) 4 ZHOU Chen (CHN) 10Sec Timers 1 SPENCER Clive (GBR) 2 WESTERHOUT Pieter (NED) Shot Recorder AGIANNI Desponia (GRE)



DAILY COMPETITION SCHEDULE As of 13 SEP 2008

每日竞赛日程

SUN 14 SEP 2008

Start Time	Match No.	Gender	Phase	Teams	Officials	
9:00	69	Women	Semifinal	USA vs DEN	Referees 1 DAENTLER Christl (GER) 2 ZANOLIN Aurora (ITA) Scorer ALWASTER Colette (GER) Timer HOWALT Rene (DEN) Backup Timer THOMAS George (MAS)	Goal Judges 1 LIU Lan (CHN) 2 SHE Haiwen (CHN) 3 HAO Guohua (CHN) 4 ZHOU Chen (CHN) 10Sec Timers 1 PARISI Dan (USA) 2 BENKO Balint (HUN) Shot Recorder DAMATTA Carla (BRA)
10:00	70	Women	Semifinal	CHN vs SWE	Referees 1 GAFNEY Patrick (USA) 2 JANSSEN Rudi (BEL) Scorer MURDIE Dina (GBR) Timer SUKUMOL Yotsapol (THA) Backup Timer JACKES Warrick (AUS)	Goal Judges 1 LIU Lan (CHN) 2 SHE Haiwen (CHN) 3 HAO Guohua (CHN) 4 ZHOU Chen (CHN) 10Sec Timers 1 DAENTLER Christl (GER) 2 ZANOLIN Aurora (ITA) Shot Recorder SARTOR Dianne (USA)
11:00	71	Men	7/8 Classification	SLO vs FIN	Referees 1 LOUND Keith (GBR) 2 BONKE Lena (DEN) Scorer MURPHY Darlene (CAN) Timer INCE Gokhan (TUR) Backup Timer VENCKUTUTON. Vilma (LTU)	Goal Judges 1 LIU Lan (CHN) 2 SHE Haiwen (CHN) 3 HAO Guohua (CHN) 4 ZHOU Chen (CHN) 10Sec Timers 1 SIVERTSEN Sivert (SWE) 2 RASANEN Kari (FIN) Shot Recorder SIVERTSEN Kicki (SWE)
12:00	72	Men	5/6 Classification	DEN vs CAN	Referees 1 PARISI Dan (USA) 2 BENKO Balint (HUN) Scorer SNOW Lorna (CAN) Timer EL-GENDY Yasser (EGY) Backup Timer AHOKAS Janne (FIN)	Goal Judges 1 LIU Lan (CHN) 2 SHE Haiwen (CHN) 3 HAO Guohua (CHN) 4 ZHOU Chen (CHN) 10Sec Timers 1 SIVERTSEN Sivert (SWE) 2 RASANEN Kari (FIN) Shot Recorder AGIANNI Desponia (GRE)
17:00	73	Women	Bronze	vs	Referees 1 WESTERHOUT Pieter (NED) 2 FRAS Patricia (SLO) Scorer ALWASTER Colette (GER) Timer HOWALT Rene (DEN) Backup Timer THOMAS George (MAS)	Goal Judges 1 CHEN Qing (CHN) 2 REN Mingxia (CHN) 3 LI Qiang (CHN) 4 ZHU Lizhen (CHN) 10Sec Timers 1 WAREHAM Allan (CAN) 2 SPENCER Clive (GBR) Shot Recorder DAMATTA Carla (BRA)



DAILY COMPETITION SCHEDULE As of 13 SEP 2008

每日竞赛日程

SUN 14 SEP 2008

Start Time	Match No.	Gender	Phase	Teams	Officials
18:00	74	Men	Bronze	SWE vs USA	<p>Referees 1 DAGENAIS Claude (CAN) 2 FRAS Patricia (SLO) Scorer MURDIE Dina (GBR) Timer SUKUMOL Yotsapol (THA) Backup Timer JACKES Warrick (AUS)</p> <p>Goal Judges 1 CHEN Qing (CHN) 2 REN Mingxia (CHN) 3 LI Qiang (CHN) 4 ZHU Lizhen (CHN) 10Sec Timers 1 WESTERHOUT Pieter (NED) 2 Shot Recorder SARTOR Dianne (USA)</p>
19:00	75	Women	Gold	vs	<p>Referees 1 KNECHT Alexander (GER) 2 JAKIC Nejc (SLO) Scorer MURPHY Darlene (CAN) Timer INCE Gokhan (TUR) Backup Timer VENCKUTUTON. Vilma (LTU)</p> <p>Goal Judges 1 CHEN Qing (CHN) 2 REN Mingxia (CHN) 3 LI Qiang (CHN) 4 ZHU Lizhen (CHN) 10Sec Timers 1 SIVERTSEN Sivert (SWE) 2 RASANEN Kari (FIN) Shot Recorder SIVERTSEN Kicki (SWE)</p>
20:00	76	Men	Gold	LTU vs CHN	<p>Referees 1 WAREHAM Allan (CAN) 2 SPENCER Clive (GBR) Scorer SNOW Lorna (CAN) Timer EL-GENDY Yasser (EGY) Backup Timer AHOKAS Janne (FIN)</p> <p>Goal Judges 1 CHEN Qing (CHN) 2 REN Mingxia (CHN) 3 LI Qiang (CHN) 4 ZHU Lizhen (CHN) 10Sec Timers 1 SIVERTSEN Sivert (SWE) 2 RASANEN Kari (FIN) Shot Recorder AGIANNI Desponia (GRE)</p>



COMPETITION SCHEDULE As of 4 SEP 2008


竞赛日程

Date	Start Time	Match No.	Match	Phase	Venue
SUN 07 SEP	09:00	1	LTU - BEL	Group A	BIT Gymnasium
	10:00	2	SWE - BRA	Group B	BIT Gymnasium
	12:00	4	DEN - ESP	Group A	BIT Gymnasium
	17:00	6	CAN - IRI	Group B	BIT Gymnasium
	19:00	8	SLO - FIN	Group A	BIT Gymnasium
	20:00	9	USA - CHN	Group B	BIT Gymnasium
MON 08 SEP	09:00	11	FIN - LTU	Group A	BIT Gymnasium
	10:00	12	CHN - SWE	Group B	BIT Gymnasium
	12:00	14	SLO - DEN	Group A	BIT Gymnasium
	17:00	16	USA - CAN	Group B	BIT Gymnasium
	19:00	18	BEL - ESP	Group A	BIT Gymnasium
	20:00	19	BRA - IRI	Group B	BIT Gymnasium
TUE 09 SEP	09:00	21	FIN - DEN	Group A	BIT Gymnasium
	10:00	22	CHN - CAN	Group B	BIT Gymnasium
	12:00	24	LTU - ESP	Group A	BIT Gymnasium
	17:00	26	SWE - IRI	Group B	BIT Gymnasium
	19:00	28	BEL - SLO	Group A	BIT Gymnasium
	20:00	29	BRA - USA	Group B	BIT Gymnasium
WED 10 SEP	09:00	31	ESP - SLO	Group A	BIT Gymnasium
	10:00	32	IRI - USA	Group B	BIT Gymnasium
	12:00	34	FIN - BEL	Group A	BIT Gymnasium
	17:00	36	CHN - BRA	Group B	BIT Gymnasium
	19:00	38	DEN - LTU	Group A	BIT Gymnasium
	20:00	39	CAN - SWE	Group B	BIT Gymnasium
THU 11 SEP	09:00	41	DEN - BEL	Group A	BIT Gymnasium
	10:00	42	CAN - BRA	Group B	BIT Gymnasium
	12:00	44	LTU - SLO	Group A	BIT Gymnasium
	17:00	46	SWE - USA	Group B	BIT Gymnasium
	19:00	48	ESP - FIN	Group A	BIT Gymnasium
	20:00	49	IRI - CHN	Group B	BIT Gymnasium
FRI 12 SEP	09:00	51	1st of Group A - 4th of Group B	Quarterfinal	BIT Gymnasium
	10:00	52	3rd of Group A - 2nd of Group B	Quarterfinal	BIT Gymnasium
	11:00	53	2nd of Group A - 3rd of Group B	Quarterfinal	BIT Gymnasium
	12:00	54	4th of Group A - 1st of Group B	Quarterfinal	BIT Gymnasium
	20:00	59	6th of Group A - 6th of Group B	11/12 Classification	BIT Gymnasium
	21:00	60	5th of Group A - 5th of Group B	9/10 Classification	BIT Gymnasium
SAT 13 SEP	17:00	65	L Match 51 - L Match 52	To 5/8 Classification	BIT Gymnasium
	18:00	66	L Match 53 - L Match 54	To 5/8 Classification	BIT Gymnasium
	19:00	67	W Match 51 - W Match 52	Semifinal	BIT Gymnasium
	20:00	68	W Match 53 - W Match 54	Semifinal	BIT Gymnasium
SUN 14 SEP	11:00	71	L Match 65 - L Match 66	7/8 Classification	BIT Gymnasium



COMPETITION SCHEDULE As of 4 SEP 2008
竞赛日程

Date	Start Time	Match No.	Match	Phase	Venue
SUN 14 SEP	12:00	72	W Match 65 - W Match 66	5/6 Classification	BIT Gymnasium
	18:00	74	L Match 67 - L Match 68	Bronze	BIT Gymnasium
	20:00	76	W Match 67 - W Match 68	Gold	BIT Gymnasium



COMPETITION SCHEDULE As of 14 SEP 2008

竞赛日程


Date	Start Time	Match No.	Match	Phase	Venue
SUN 07 SEP	09:00	1	LTU - BEL	Group A	BIT Gymnasium
	10:00	2	SWE - BRA	Group B	BIT Gymnasium
	12:00	4	DEN - ESP	Group A	BIT Gymnasium
	17:00	6	CAN - IRI	Group B	BIT Gymnasium
	19:00	8	SLO - FIN	Group A	BIT Gymnasium
	20:00	9	USA - CHN	Group B	BIT Gymnasium
MON 08 SEP	09:00	11	FIN - LTU	Group A	BIT Gymnasium
	10:00	12	CHN - SWE	Group B	BIT Gymnasium
	12:00	14	SLO - DEN	Group A	BIT Gymnasium
	17:00	16	USA - CAN	Group B	BIT Gymnasium
	19:00	18	BEL - ESP	Group A	BIT Gymnasium
	20:00	19	BRA - IRI	Group B	BIT Gymnasium
TUE 09 SEP	09:00	21	FIN - DEN	Group A	BIT Gymnasium
	10:00	22	CHN - CAN	Group B	BIT Gymnasium
	12:00	24	LTU - ESP	Group A	BIT Gymnasium
	17:00	26	SWE - IRI	Group B	BIT Gymnasium
	19:00	28	BEL - SLO	Group A	BIT Gymnasium
	20:00	29	BRA - USA	Group B	BIT Gymnasium
WED 10 SEP	09:00	31	ESP - SLO	Group A	BIT Gymnasium
	10:00	32	IRI - USA	Group B	BIT Gymnasium
	12:00	34	FIN - BEL	Group A	BIT Gymnasium
	17:00	36	CHN - BRA	Group B	BIT Gymnasium
	19:00	38	DEN - LTU	Group A	BIT Gymnasium
	20:00	39	CAN - SWE	Group B	BIT Gymnasium
THU 11 SEP	09:00	41	DEN - BEL	Group A	BIT Gymnasium
	10:00	42	CAN - BRA	Group B	BIT Gymnasium
	12:00	44	LTU - SLO	Group A	BIT Gymnasium
	17:00	46	SWE - USA	Group B	BIT Gymnasium
	19:00	48	ESP - FIN	Group A	BIT Gymnasium
	20:00	49	IRI - CHN	Group B	BIT Gymnasium
FRI 12 SEP	09:00	51	SLO - USA	Quarterfinal	BIT Gymnasium
	10:00	52	DEN - SWE	Quarterfinal	BIT Gymnasium
	11:00	53	LTU - CAN	Quarterfinal	BIT Gymnasium
	12:00	54	FIN - CHN	Quarterfinal	BIT Gymnasium
	20:00	59	ESP - BRA	11/12 Classification	BIT Gymnasium
	21:00	60	BEL - IRI	9/10 Classification	BIT Gymnasium
SAT 13 SEP	17:00	65	SLO - DEN	To 5/8 Classification	BIT Gymnasium
	18:00	66	CAN - FIN	To 5/8 Classification	BIT Gymnasium
	19:00	67	LTU - SWE	Semifinal	BIT Gymnasium
	20:00	68	USA - CHN	Semifinal	BIT Gymnasium
SUN 14 SEP	11:30	71	SLO - FIN	7/8 Classification	BIT Gymnasium



COMPETITION SCHEDULE As of 14 SEP 2008

竞赛日程

Date	Start Time	Match No.	Match	Phase	Venue
SUN 14 SEP	12:30	72	DEN - CAN	5/6 Classification	BIT Gymnasium
	18:00	74	SWE - USA	Bronze	BIT Gymnasium
	20:00	76	LTU - CHN	Gold	BIT Gymnasium



COMPETITION SUMMARY

竞赛总结—男子

Group A							Matches				Goals			Pts	
Rk		SLO	LTU	DEN	ESP	BEL	FIN	Play	Won	Drawn	Lost	For	Agst		Diff
1	SLO		11 SEP	8 SEP	10 SEP	9 SEP	7 - 2 (3 - 0)	1	1	0	0	7	2	5	3
2	LTU	11 SEP		10 SEP	9 SEP	9 - 5 (6 - 3)	8 SEP	1	1	0	0	9	5	4	3
3	DEN	8 SEP	10 SEP		2 - 2 (2 - 0)	11 SEP	9 SEP	1	0	1	0	2	2	0	1
3	ESP	10 SEP	9 SEP	2 - 2 (0 - 2)		8 SEP	11 SEP	1	0	1	0	2	2	0	1
5	BEL	9 SEP	5 - 9 (3 - 6)	11 SEP	8 SEP		10 SEP	1	0	0	1	5	9	-4	0
6	FIN	2 - 7 (0 - 3)	8 SEP	9 SEP	11 SEP	10 SEP		1	0	0	1	2	7	-5	0

Group B							Matches				Goals			Pts	
Rk		CHN	CAN	SWE	BRA	IRI	USA	Play	Won	Drawn	Lost	For	Agst		Diff
1	CHN		9 SEP	8 SEP	10 SEP	11 SEP	13 - 3 (9 - 3)	1	1	0	0	13	3	10	3
2	CAN	9 SEP		10 SEP	11 SEP	9 - 5 (6 - 2)	8 SEP	1	1	0	0	9	5	4	3
3	SWE	8 SEP	10 SEP		8 - 6 (4 - 2)	9 SEP	11 SEP	1	1	0	0	8	6	2	3
4	BRA	10 SEP	11 SEP	6 - 8 (2 - 4)		8 SEP	9 SEP	1	0	0	1	6	8	-2	0
5	IRI	11 SEP	5 - 9 (2 - 6)	9 SEP	8 SEP		10 SEP	1	0	0	1	5	9	-4	0
6	USA	3 - 13 (3 - 9)	8 SEP	11 SEP	9 SEP	10 SEP		1	0	0	1	3	13	-10	0

5/6 Classification

Winner - Match 65

Match 72
SUN 14 SEP

Winner - Match 66

Winner - 5th place

Loser - 6th place

7/8 Classification

Loser - Match 65

Match 71
SUN 14 SEP

Loser - Match 66

Winner - 7th place

Loser - 8th place

9/10 Classification

5th Rank Group A

Match 60
FRI 12 SEP

5th Rank Group B

Winner - 9th place

Loser - 10th place

11/12 Classification

6th Rank Group A

Match 59
FRI 12 SEP

6th Rank Group B

Winner - 11th place

Loser - 12th place

To 5/8 Classification

Loser - Match 53

Match 66
SAT 13 SEP

Loser - Match 54

Loser - Match 51

Match 65
SAT 13 SEP

Loser - Match 52

Quarterfinals

1st Rank Group A

Match 51
FRI 12 SEP

4th Rank Group B

3rd Rank Group A

Match 52
FRI 12 SEP

2nd Rank Group B

2nd Rank Group A

Match 53
FRI 12 SEP

3rd Rank Group B

4th Rank Group A

Match 54
FRI 12 SEP

1st Rank Group B

Semifinals

Winner - Match 51

Match 67
SAT 13 SEP

Winner - Match 52

Winner - Match 53

Match 68
SAT 13 SEP

Winner - Match 54

Gold Match

Winner - Match 67

Match 76
SUN 14 SEP

Winner - Match 68

Winner - Gold

Loser - Silver

Bronze Match

Loser - Match 67

Match 74
SUN 14 SEP

Loser - Match 68

Winner - Bronze

Loser - 4th place

Legend:	Against	Diff	Difference	Pts	Points	Rk	Rank
---------	---------	------	------------	-----	--------	----	------



COMPETITION SUMMARY

竞赛总结—男子

Group A							Matches				Goals			Pts	
Rk		LTU	SLO	BEL	DEN	ESP	FIN	Play	Won	Drawn	Lost	For	Agst		Diff
1	LTU		11 SEP	9 - 5 (6 - 3)	10 SEP	9 SEP	15 - 5 (8 - 2)	2	2	0	0	24	10	14	6
2	SLO	11 SEP		9 SEP	4 - 2 (1 - 0)	10 SEP	7 - 2 (3 - 0)	2	2	0	0	11	4	7	6
3	BEL	5 - 9 (3 - 6)	9 SEP		11 SEP	12 - 6 (7 - 3)	10 SEP	2	1	0	1	17	15	2	3
4	DEN	10 SEP	2 - 4 (0 - 1)	11 SEP		2 - 2 (2 - 0)	9 SEP	2	0	1	1	4	6	-2	1
5	ESP	9 SEP	10 SEP	6 - 12 (3 - 7)	2 - 2 (0 - 2)		11 SEP	2	0	1	1	8	14	-6	1
6	FIN	5 - 15 (2 - 8)	2 - 7 (0 - 3)	10 SEP	9 SEP	11 SEP		2	0	0	2	7	22	-15	0

Group B							Matches				Goals			Pts	
Rk		CHN	CAN	IRI	SWE	BRA	USA	Play	Won	Drawn	Lost	For	Agst		Diff
1	CHN		9 SEP	11 SEP	13 - 8 (8 - 5)	10 SEP	13 - 3 (9 - 3)	2	2	0	0	26	11	15	6
2	CAN	9 SEP		9 - 5 (6 - 2)	10 SEP	11 SEP	8 - 2 (5 - 2)	2	2	0	0	17	7	10	6
3	IRI	11 SEP	5 - 9 (2 - 6)		9 SEP	8 - 5 (3 - 4)	10 SEP	2	1	0	1	13	14	-1	3
4	SWE	8 - 13 (5 - 8)	10 SEP	9 SEP		8 - 6 (4 - 2)	11 SEP	2	1	0	1	16	19	-3	3
5	BRA	10 SEP	11 SEP	5 - 8 (4 - 3)	6 - 8 (2 - 4)		9 SEP	2	0	0	2	11	16	-5	0
6	USA	3 - 13 (3 - 9)	2 - 8 (2 - 5)	10 SEP	11 SEP	9 SEP		2	0	0	2	5	21	-16	0

5/6 Classification

Winner - Match 65

Match 72
SUN 14 SEP
Winner - Match 66

Winner - 5th place
Loser - 6th place

7/8 Classification

Loser - Match 65

Match 71
SUN 14 SEP
Loser - Match 66

Winner - 7th place
Loser - 8th place

9/10 Classification

5th Rank Group A

Match 60
FRI 12 SEP
5th Rank Group B

Winner - 9th place
Loser - 10th place

11/12 Classification

6th Rank Group A

Match 59
FRI 12 SEP
6th Rank Group B

Winner - 11th place
Loser - 12th place

To 5/8 Classification

Loser - Match 53

Match 66
SAT 13 SEP
Loser - Match 54

Loser - Match 51

Match 65
SAT 13 SEP
Loser - Match 52

Quarterfinals

1st Rank Group A

Match 51
FRI 12 SEP
4th Rank Group B

3rd Rank Group A

Match 52
FRI 12 SEP
2nd Rank Group B

2nd Rank Group A

Match 53
FRI 12 SEP
3rd Rank Group B

4th Rank Group A

Match 54
FRI 12 SEP
1st Rank Group B

Semifinals

Winner - Match 51

Match 67
SAT 13 SEP

Winner - Match 52

Winner - Match 53

Match 68
SAT 13 SEP

Winner - Match 54

Gold Match

Winner - Match 67

Match 76
SUN 14 SEP

Winner - Match 68

Winner - Gold
Loser - Silver

Bronze Match

Loser - Match 67

Match 74
SUN 14 SEP
Loser - Match 68

Winner - Bronze
Loser - 4th place

Legend:	Against	Diff	Difference	Pts	Points	Rk	Rank
---------	---------	------	------------	-----	--------	----	------



COMPETITION SUMMARY

竞赛总结—男子

Group A							Matches				Goals			Pts	
Rk		LTU	SLO	DEN	BEL	ESP	FIN	Play	Won	Drawn	Lost	For	Agst		Diff
1	LTU		11 SEP	10 SEP	9 - 5 (6 - 3)	10 - 0 (8 - 0)	15 - 5 (8 - 2)	3	3	0	0	34	10	24	9
2	SLO	11 SEP		4 - 2 (1 - 0)	6 - 5 (2 - 1)	10 SEP	7 - 2 (3 - 0)	3	3	0	0	17	9	8	9
3	DEN	10 SEP	2 - 4 (0 - 1)		11 SEP	2 - 2 (2 - 0)	11 - 4 (5 - 2)	3	1	1	1	15	10	5	4
4	BEL	5 - 9 (3 - 6)	5 - 6 (1 - 2)	11 SEP		12 - 6 (7 - 3)	10 SEP	3	1	0	2	22	21	1	3
5	ESP	0 - 10 (0 - 8)	10 SEP	2 - 2 (0 - 2)	6 - 12 (3 - 7)		11 SEP	3	0	1	2	8	24	-16	1
6	FIN	5 - 15 (2 - 8)	2 - 7 (0 - 3)	4 - 11 (2 - 5)	10 SEP	11 SEP		3	0	0	3	11	33	-22	0

Group B							Matches				Goals			Pts	
Rk		CHN	SWE	CAN	IRI	USA	BRA	Play	Won	Drawn	Lost	For	Agst		Diff
1	CHN		13 - 8 (8 - 5)	11 - 2 (4 - 0)	11 SEP	13 - 3 (9 - 3)	10 SEP	3	3	0	0	37	13	24	9
2	SWE	8 - 13 (5 - 8)		10 SEP	10 - 5 (6 - 1)	11 SEP	8 - 6 (4 - 2)	3	2	0	1	26	24	2	6
3	CAN	2 - 11 (0 - 4)	10 SEP		9 - 5 (6 - 2)	8 - 2 (5 - 2)	11 SEP	3	2	0	1	19	18	1	6
4	IRI	11 SEP	5 - 10 (1 - 6)	5 - 9 (2 - 6)		10 SEP	8 - 5 (3 - 4)	3	1	0	2	18	24	-6	3
5	USA	3 - 13 (3 - 9)	11 SEP	2 - 8 (2 - 5)	10 SEP		6 - 4 (3 - 0)	3	1	0	2	11	25	-14	3
6	BRA	10 SEP	6 - 8 (2 - 4)	11 SEP	5 - 8 (4 - 3)	4 - 6 (0 - 3)		3	0	0	3	15	22	-7	0

5/6 Classification

Winner - Match 65

Match 72
SUN 14 SEP
Winner - Match 66

Winner - 5th place
Loser - 6th place

7/8 Classification

Loser - Match 65

Match 71
SUN 14 SEP
Loser - Match 66

Winner - 7th place
Loser - 8th place

9/10 Classification

5th Rank Group A

Match 60
FRI 12 SEP
5th Rank Group B

Winner - 9th place
Loser - 10th place

11/12 Classification

6th Rank Group A

Match 59
FRI 12 SEP
6th Rank Group B

Winner - 11th place
Loser - 12th place

To 5/8 Classification

Loser - Match 53

Match 66
SAT 13 SEP
Loser - Match 54

Loser - Match 51

Match 65
SAT 13 SEP
Loser - Match 52

Quarterfinals

1st Rank Group A

Match 51
FRI 12 SEP

4th Rank Group B

3rd Rank Group A

Match 52
FRI 12 SEP

2nd Rank Group B

2nd Rank Group A

Match 53
FRI 12 SEP

3rd Rank Group B

4th Rank Group A

Match 54
FRI 12 SEP

1st Rank Group B

Semifinals

Winner - Match 51

Match 67
SAT 13 SEP

Winner - Match 52

Winner - Match 53

Match 68
SAT 13 SEP

Winner - Match 54

Gold Match

Winner - Match 67

Match 76
SUN 14 SEP

Winner - Match 68

Winner - Gold
Loser - Silver


Bronze Match

Loser - Match 67

Match 74
SUN 14 SEP
Loser - Match 68

Winner - Bronze
Loser - 4th place

Legend:	Against	Diff	Difference	Pts	Points	Rk	Rank
---------	---------	------	------------	-----	--------	----	------



COMPETITION SUMMARY

竞赛总结—男子

Group A							Matches				Goals			Pts	
Rk		LTU	SLO	DEN	FIN	BEL	ESP	Play	Won	Drawn	Lost	For	Agst		Diff
1	LTU		11 SEP	10 - 1 (5 - 0)	15 - 5 (8 - 2)	9 - 5 (6 - 3)	10 - 0 (8 - 0)	4	4	0	0	44	11	33	12
2	SLO	11 SEP		4 - 2 (1 - 0)	7 - 2 (3 - 0)	6 - 5 (2 - 1)	11 - 9 (8 - 5)	4	4	0	0	28	18	10	12
3	DEN	1 - 10 (0 - 5)	2 - 4 (0 - 1)		11 - 4 (5 - 2)	11 SEP	2 - 2 (2 - 0)	4	1	1	2	16	20	-4	4
4	FIN	5 - 15 (2 - 8)	2 - 7 (0 - 3)	4 - 11 (2 - 5)		8 - 5 (5 - 3)	11 SEP	4	1	0	3	19	38	-19	3
5	BEL	5 - 9 (3 - 6)	5 - 6 (1 - 2)	11 SEP	5 - 8 (3 - 5)		12 - 6 (7 - 3)	4	1	0	3	27	29	-2	3
6	ESP	0 - 10 (0 - 8)	9 - 11 (5 - 8)	2 - 2 (0 - 2)	11 SEP	6 - 12 (3 - 7)		4	0	1	3	17	35	-18	1

Group B							Matches				Goals			Pts	
Rk		CHN	SWE	CAN	USA	IRI	BRA	Play	Won	Drawn	Lost	For	Agst		Diff
1	CHN		13 - 8 (8 - 5)	11 - 2 (4 - 0)	13 - 3 (9 - 3)	11 SEP	14 - 4 (9 - 2)	4	4	0	0	51	17	34	12
2	SWE	8 - 13 (5 - 8)		6 - 5 (3 - 1)	11 SEP	10 - 5 (6 - 1)	8 - 6 (4 - 2)	4	3	0	1	32	29	3	9
3	CAN	2 - 11 (0 - 4)	5 - 6 (1 - 3)		8 - 2 (5 - 2)	9 - 5 (6 - 2)	11 SEP	4	2	0	2	24	24	0	6
4	USA	3 - 13 (3 - 9)	11 SEP	2 - 8 (2 - 5)		4 - 3 (1 - 3)	6 - 4 (3 - 0)	4	2	0	2	15	28	-13	6
5	IRI	11 SEP	5 - 10 (1 - 6)	5 - 9 (2 - 6)	3 - 4 (3 - 1)		8 - 5 (3 - 4)	4	1	0	3	21	28	-7	3
6	BRA	4 - 14 (2 - 9)	6 - 8 (2 - 4)	11 SEP	4 - 6 (0 - 3)	5 - 8 (4 - 3)		4	0	0	4	19	36	-17	0

5/6 Classification

Winner - Match 65

Match 72
SUN 14 SEP
Winner - Match 66

Winner - 5th place
Loser - 6th place

7/8 Classification

Loser - Match 65

Match 71
SUN 14 SEP
Loser - Match 66

Winner - 7th place
Loser - 8th place

9/10 Classification

5th Rank Group A

Match 60
FRI 12 SEP
5th Rank Group B

Winner - 9th place
Loser - 10th place

11/12 Classification

6th Rank Group A

Match 59
FRI 12 SEP
6th Rank Group B

Winner - 11th place
Loser - 12th place

To 5/8 Classification

Loser - Match 53

Match 66
SAT 13 SEP
Loser - Match 54

Loser - Match 51

Match 65
SAT 13 SEP
Loser - Match 52

Quarterfinals

1st Rank Group A

Match 51
FRI 12 SEP

4th Rank Group B

3rd Rank Group A

Match 52
FRI 12 SEP

2nd Rank Group B

2nd Rank Group A

Match 53
FRI 12 SEP

3rd Rank Group B

4th Rank Group A

Match 54
FRI 12 SEP

1st Rank Group B

Semifinals

Winner - Match 51

Match 67
SAT 13 SEP

Winner - Match 52

Winner - Match 53

Match 68
SAT 13 SEP

Winner - Match 54

Gold Match

Winner - Match 67

Match 76
SUN 14 SEP

Winner - Match 68

Winner - Gold
Loser - Silver

Bronze Match

Loser - Match 67

Match 74
SUN 14 SEP
Loser - Match 68

Winner - Bronze
Loser - 4th place

Legend:	Against	Diff	Difference	Pts	Points	Rk	Rank
---------	---------	------	------------	-----	--------	----	------



COMPETITION SUMMARY

竞赛总结—男子

Group A							Matches				Goals			Pts	
Rk		SLO	LTU	DEN	FIN	BEL	ESP	Play	Won	Drawn	Lost	For	Agst		Diff
1	SLO		7-6 (1-3)	4-2 (1-0)	7-2 (3-0)	6-5 (2-1)	11-9 (8-5)	5	5	0	0	35	24	11	15
2	LTU	6-7 (3-1)		10-1 (5-0)	15-5 (8-2)	9-5 (6-3)	10-0 (8-0)	5	4	0	1	50	18	32	12
3	DEN	2-4 (0-1)	1-10 (0-5)		11-4 (5-2)	13-6 (6-5)	2-2 (2-0)	5	2	1	2	29	26	3	7
4	FIN	2-7 (0-3)	5-15 (2-8)	4-11 (2-5)		8-5 (5-3)	7-3 (2-1)	5	2	0	3	26	41	-15	6
5	BEL	5-6 (1-2)	5-9 (3-6)	6-13 (5-6)	5-8 (3-5)		12-6 (7-3)	5	1	0	4	33	42	-9	3
6	ESP	9-11 (5-8)	0-10 (0-8)	2-2 (0-2)	3-7 (1-2)	6-12 (3-7)		5	0	1	4	20	42	-22	1

Group B							Matches				Goals			Pts	
Rk		CHN	SWE	CAN	USA	IRI	BRA	Play	Won	Drawn	Lost	For	Agst		Diff
1	CHN		13-8 (8-5)	11-2 (4-0)	13-3 (9-3)	6-8 (6-3)	14-4 (9-2)	5	4	0	1	57	25	32	12
2	SWE	8-13 (5-8)		6-5 (3-1)	9-1 (5-0)	10-5 (6-1)	8-6 (4-2)	5	4	0	1	41	30	11	12
3	CAN	2-11 (0-4)	5-6 (1-3)		8-2 (5-2)	9-5 (6-2)	3-6 (1-4)	5	2	0	3	27	30	-3	6
4	USA	3-13 (3-9)	1-9 (0-5)	2-8 (2-5)		4-3 (1-3)	6-4 (3-0)	5	2	0	3	16	37	-21	6
5	IRI	8-6 (3-6)	5-10 (1-6)	5-9 (2-6)	3-4 (3-1)		8-5 (3-4)	5	2	0	3	29	34	-5	6
6	BRA	4-14 (2-9)	6-8 (2-4)	6-3 (4-1)	4-6 (0-3)	5-8 (4-3)		5	1	0	4	25	39	-14	3

5/6 Classification

Winner - Match 65

Match 72
SUN 14 SEP

Winner - Match 66

Winner - 5th place

Loser - 6th place

7/8 Classification

Loser - Match 65

Match 71
SUN 14 SEP

Loser - Match 66

Winner - 7th place

Loser - 8th place

9/10 Classification

BEL

Match 60
FRI 12 SEP

IRI

Winner - 9th place

Loser - 10th place

11/12 Classification

ESP

Match 59
FRI 12 SEP

BRA

Winner - 11th place

Loser - 12th place

To 5/8 Classification

Loser - Match 53

Match 66
SAT 13 SEP

Loser - Match 54

Loser - Match 51

Match 65
SAT 13 SEP

Loser - Match 52

Quarterfinals

SLO

Match 51
FRI 12 SEP

USA

DEN

Match 52
FRI 12 SEP

SWE

LTU

Match 53
FRI 12 SEP

CAN

FIN

Match 54
FRI 12 SEP

CHN

Semifinals

Winner - Match 51

Match 67
SAT 13 SEP

Winner - Match 52

Winner - Match 53

Match 68
SAT 13 SEP

Winner - Match 54

Gold Match

Winner - Match 67

Match 76
SUN 14 SEP

Winner - Match 68

Winner - Gold

Loser - Silver

Bronze Match

Loser - Match 67

Match 74
SUN 14 SEP

Loser - Match 68

Winner - Bronze

Loser - 4th place

Legend:	Against	Diff	Difference	Pts	Points	Rk	Rank
---------	---------	------	------------	-----	--------	----	------



COMPETITION SUMMARY

竞赛总结—男子

Group A							Matches				Goals			Pts	
Rk		SLO	LTU	DEN	FIN	BEL	ESP	Play	Won	Drawn	Lost	For	Agst		Diff
1	SLO		7 - 6 (1 - 3)	4 - 2 (1 - 0)	7 - 2 (3 - 0)	6 - 5 (2 - 1)	11 - 9 (8 - 5)	5	5	0	0	35	24	11	15
2	LTU	6 - 7 (3 - 1)		10 - 1 (5 - 0)	15 - 5 (8 - 2)	9 - 5 (6 - 3)	10 - 0 (8 - 0)	5	4	0	1	50	18	32	12
3	DEN	2 - 4 (0 - 1)	1 - 10 (0 - 5)		11 - 4 (5 - 2)	13 - 6 (6 - 5)	2 - 2 (2 - 0)	5	2	1	2	29	26	3	7
4	FIN	2 - 7 (0 - 3)	5 - 15 (2 - 8)	4 - 11 (2 - 5)		8 - 5 (5 - 3)	7 - 3 (2 - 1)	5	2	0	3	26	41	-15	6
5	BEL	5 - 6 (1 - 2)	5 - 9 (3 - 6)	6 - 13 (5 - 6)	5 - 8 (3 - 5)		12 - 6 (7 - 3)	5	1	0	4	33	42	-9	3
6	ESP	9 - 11 (5 - 8)	0 - 10 (0 - 8)	2 - 2 (0 - 2)	3 - 7 (1 - 2)	6 - 12 (3 - 7)		5	0	1	4	20	42	-22	1

Group B							Matches				Goals			Pts	
Rk		CHN	SWE	CAN	USA	IRI	BRA	Play	Won	Drawn	Lost	For	Agst		Diff
1	CHN		13 - 8 (8 - 5)	11 - 2 (4 - 0)	13 - 3 (9 - 3)	6 - 8 (6 - 3)	14 - 4 (9 - 2)	5	4	0	1	57	25	32	12
2	SWE	8 - 13 (5 - 8)		6 - 5 (3 - 1)	9 - 1 (5 - 0)	10 - 5 (6 - 1)	8 - 6 (4 - 2)	5	4	0	1	41	30	11	12
3	CAN	2 - 11 (0 - 4)	5 - 6 (1 - 3)		8 - 2 (5 - 2)	9 - 5 (6 - 2)	3 - 6 (1 - 4)	5	2	0	3	27	30	-3	6
4	USA	3 - 13 (3 - 9)	1 - 9 (0 - 5)	2 - 8 (2 - 5)		4 - 3 (1 - 3)	6 - 4 (3 - 0)	5	2	0	3	16	37	-21	6
5	IRI	8 - 6 (3 - 6)	5 - 10 (1 - 6)	5 - 9 (2 - 6)	3 - 4 (3 - 1)		8 - 5 (3 - 4)	5	2	0	3	29	34	-5	6
6	BRA	4 - 14 (2 - 9)	6 - 8 (2 - 4)	6 - 3 (4 - 1)	4 - 6 (0 - 3)	5 - 8 (4 - 3)		5	1	0	4	25	39	-14	3

5/6 Classification

Winner - Match 65

Match 72
SUN 14 SEP
Winner - Match 66

Winner - 5th place
Loser - 6th place

7/8 Classification

Loser - Match 65

Match 71
SUN 14 SEP
Loser - Match 66

Winner - 7th place
Loser - 8th place

9/10 Classification

BEL

Match 60
FRI 12 SEP
IRI

IRI 2 - 7

11/12 Classification

ESP

Match 59
FRI 12 SEP
BRA

BRA 3 - 7

To 5/8 Classification

CAN 10 - 0

Match 66
SAT 13 SEP
FIN 6 - 7

SLO 2 - 4

Match 65
SAT 13 SEP
DEN 2 - 4

Quarterfinals

LTU

Match 51
FRI 12 SEP
CAN

DEN

Match 52
FRI 12 SEP
SWE

SLO

Match 53
FRI 12 SEP
USA

FIN

Match 54
FRI 12 SEP
CHN

Semifinals

LTU 10 - 0

Match 67
SAT 13 SEP

SWE 2 - 4

USA 2 - 4

Match 68
SAT 13 SEP

CHN 6 - 7

Gold Match

Winner - Match 67

Match 76
SUN 14 SEP

Winner - Match 68

Winner - Gold
Loser - Silver

Bronze Match

Loser - Match 67

Match 74
SUN 14 SEP
Loser - Match 68

Winner - Bronze
Loser - 4th place

Legend:	Against	Diff	Difference	Pts	Points	Rk	Rank
---------	---------	------	------------	-----	--------	----	------

Match number 51 and 53 are mismatched with C08. Please refer to the Official Communication item number 1.



COMPETITION SUMMARY

竞赛总结—男子

Group A							Matches				Goals			Pts	
Rk		SLO	LTU	DEN	FIN	BEL	ESP	Play	Won	Drawn	Lost	For	Agst		Diff
1	SLO		7-6 (1-3)	4-2 (1-0)	7-2 (3-0)	6-5 (2-1)	11-9 (8-5)	5	5	0	0	35	24	11	15
2	LTU	6-7 (3-1)		10-1 (5-0)	15-5 (8-2)	9-5 (6-3)	10-0 (8-0)	5	4	0	1	50	18	32	12
3	DEN	2-4 (0-1)	1-10 (0-5)		11-4 (5-2)	13-6 (6-5)	2-2 (2-0)	5	2	1	2	29	26	3	7
4	FIN	2-7 (0-3)	5-15 (2-8)	4-11 (2-5)		8-5 (5-3)	7-3 (2-1)	5	2	0	3	26	41	-15	6
5	BEL	5-6 (1-2)	5-9 (3-6)	6-13 (5-6)	5-8 (3-5)		12-6 (7-3)	5	1	0	4	33	42	-9	3
6	ESP	9-11 (5-8)	0-10 (0-8)	2-2 (0-2)	3-7 (1-2)	6-12 (3-7)		5	0	1	4	20	42	-22	1

Group B							Matches				Goals			Pts	
Rk		CHN	SWE	CAN	USA	IRI	BRA	Play	Won	Drawn	Lost	For	Agst		Diff
1	CHN		13-8 (8-5)	11-2 (4-0)	13-3 (9-3)	6-8 (6-3)	14-4 (9-2)	5	4	0	1	57	25	32	12
2	SWE	8-13 (5-8)		6-5 (3-1)	9-1 (5-0)	10-5 (6-1)	8-6 (4-2)	5	4	0	1	41	30	11	12
3	CAN	2-11 (0-4)	5-6 (1-3)		8-2 (5-2)	9-5 (6-2)	3-6 (1-4)	5	2	0	3	27	30	-3	6
4	USA	3-13 (3-9)	1-9 (0-5)	2-8 (2-5)		4-3 (1-3)	6-4 (3-0)	5	2	0	3	16	37	-21	6
5	IRI	8-6 (3-6)	5-10 (1-6)	5-9 (2-6)	3-4 (3-1)		8-5 (3-4)	5	2	0	3	29	34	-5	6
6	BRA	4-14 (2-9)	6-8 (2-4)	6-3 (4-1)	4-6 (0-3)	5-8 (4-3)		5	1	0	4	25	39	-14	3

5/6 Classification

DEN 4 - 6

Match 72 SUN 14 SEP	Winner - 5th place
CAN 6 - 5	Loser - 6th place

7/8 Classification

SLO 4 - 6

Match 71 SUN 14 SEP	Winner - 7th place
FIN 6 - 5	Loser - 8th place

9/10 Classification

BEL

Match 60 FRI 12 SEP	IRI 2 - 7
------------------------	-----------

11/12 Classification

ESP

Match 59 FRI 12 SEP	BRA 3 - 7
------------------------	-----------

To 5/8 Classification

CAN 10 - 0

Match 66 SAT 13 SEP	CAN 6 - 5
FIN 6 - 7	

SLO 2 - 4

Match 65 SAT 13 SEP	DEN 4 - 6
DEN 2 - 4	

Quarterfinals

LTU

Match 51 FRI 12 SEP	LTU 10 - 0
CAN	

DEN

Match 52 FRI 12 SEP	SWE 2 - 4
SWE	

SLO

Match 53 FRI 12 SEP	USA 2 - 4
USA	

FIN

Match 54 FRI 12 SEP	CHN 6 - 7
CHN	

Semifinals

LTU 10 - 0

Match 67 SAT 13 SEP	LTU 10 - 3
CHN	

SWE 2 - 4

Match 68 SAT 13 SEP	USA 2 - 4
CHN	

USA 2 - 4

Match 68 SAT 13 SEP	USA 2 - 4
CHN	

CHN 6 - 7

Match 68 SAT 13 SEP	CHN 6 - 7
USA	

Gold Match

LTU 10 - 3

Match 76 SUN 14 SEP	LTU 10 - 3
CHN	

USA 2 - 4

Match 76 SUN 14 SEP	USA 2 - 4
CHN	

CHN 0 - 4

Match 76 SUN 14 SEP	CHN 0 - 4
USA	

Winner - Gold
Loser - Silver


Bronze Match

SWE

Match 74 SUN 14 SEP	SWE
USA	

Winner - Bronze
Loser - 4th place

Legend:	Against	Diff	Difference	Pts	Points	Rk	Rank
---------	---------	------	------------	-----	--------	----	------



COMPETITION SUMMARY

竞赛总结—男子

Group A							Matches				Goals			Pts	
Rk		SLO	LTU	DEN	FIN	BEL	ESP	Play	Won	Drawn	Lost	For	Agst		Diff
1	SLO		7-6 (1-3)	4-2 (1-0)	7-2 (3-0)	6-5 (2-1)	11-9 (8-5)	5	5	0	0	35	24	11	15
2	LTU	6-7 (3-1)		10-1 (5-0)	15-5 (8-2)	9-5 (6-3)	10-0 (8-0)	5	4	0	1	50	18	32	12
3	DEN	2-4 (0-1)	1-10 (0-5)		11-4 (5-2)	13-6 (6-5)	2-2 (2-0)	5	2	1	2	29	26	3	7
4	FIN	2-7 (0-3)	5-15 (2-8)	4-11 (2-5)		8-5 (5-3)	7-3 (2-1)	5	2	0	3	26	41	-15	6
5	BEL	5-6 (1-2)	5-9 (3-6)	6-13 (5-6)	5-8 (3-5)		12-6 (7-3)	5	1	0	4	33	42	-9	3
6	ESP	9-11 (5-8)	0-10 (0-8)	2-2 (0-2)	3-7 (1-2)	6-12 (3-7)		5	0	1	4	20	42	-22	1

Group B							Matches				Goals			Pts	
Rk		CHN	SWE	CAN	USA	IRI	BRA	Play	Won	Drawn	Lost	For	Agst		Diff
1	CHN		13-8 (8-5)	11-2 (4-0)	13-3 (9-3)	6-8 (6-3)	14-4 (9-2)	5	4	0	1	57	25	32	12
2	SWE	8-13 (5-8)		6-5 (3-1)	9-1 (5-0)	10-5 (6-1)	8-6 (4-2)	5	4	0	1	41	30	11	12
3	CAN	2-11 (0-4)	5-6 (1-3)		8-2 (5-2)	9-5 (6-2)	3-6 (1-4)	5	2	0	3	27	30	-3	6
4	USA	3-13 (3-9)	1-9 (0-5)	2-8 (2-5)		4-3 (1-3)	6-4 (3-0)	5	2	0	3	16	37	-21	6
5	IRI	8-6 (3-6)	5-10 (1-6)	5-9 (2-6)	3-4 (3-1)		8-5 (3-4)	5	2	0	3	29	34	-5	6
6	BRA	4-14 (2-9)	6-8 (2-4)	6-3 (4-1)	4-6 (0-3)	5-8 (4-3)		5	1	0	4	25	39	-14	3

5/6 Classification

DEN 4 - 6

Match 72
SUN 14 SEP
CAN 6 - 5

CAN 5 - 8

7/8 Classification

SLO 4 - 6

Match 71
SUN 14 SEP
FIN 6 - 5

FIN 5 - 6

9/10 Classification

BEL

Match 60
FRI 12 SEP
IRI

IRI 2 - 7

11/12 Classification

ESP

Match 59
FRI 12 SEP
BRA

BRA 3 - 7

To 5/8 Classification

CAN 10 - 0

Match 66
SAT 13 SEP
FIN 6 - 7

CAN 6 - 5

SLO 2 - 4

Match 65
SAT 13 SEP
DEN 2 - 4

DEN 4 - 6

Quarterfinals

LTU

Match 51
FRI 12 SEP
CAN

DEN

Match 52
FRI 12 SEP
SWE

SLO

Match 53
FRI 12 SEP
USA

FIN

Match 54
FRI 12 SEP
CHN

Semifinals

LTU 10 - 0

Match 67
SAT 13 SEP

SWE 2 - 4

USA 2 - 4

Match 68
SAT 13 SEP

CHN 6 - 7

Gold Match

LTU 10 - 3

Match 76
SUN 14 SEP

CHN 0 - 4

CHN 8 - 9

Bronze Match

SWE

Match 74
SUN 14 SEP
USA


SWE 5 - 2

Classification

Gold	1	CHN
Silver	2	LTU
Bronze	3	SWE
	4	USA
	5	CAN
	6	DEN
	7	FIN
	8	SLO
	9	IRI
	10	BEL
	11	BRA
	12	ESP

Legend:	Against	Diff	Difference	Pts	Points	Rk	Rank
---------	---------	------	------------	-----	--------	----	------

Match number 51 and 53 are mismatched with C08. Please refer to the Official Communication item number 1.




OVERALL TEAM STATISTICS

运动队技术统计

Team	MP		Throws			Penalties			Free			Totals			PM	OG	BK
			G	F	T	G	F	T	G	F	T	G	F	T			
BEL - Belgium	1	For	4		74	1		2				5		76	3		54
		Agst	6	1	68	3		3				9	1	71	3		60
BRA - Brazil	1	For	1		5							1		5			4
		Agst			4									4			3
CAN - Canada	0	For															
		Agst															
CHN - China	0	For															
		Agst															
DEN - Denmark	0	For															
		Agst															
ESP - Spain	0	For															
		Agst															
FIN - Finland	0	For															
		Agst															
IRI - Iran	0	For															
		Agst															
LTU - Lithuania	1	For	6	1	68	3		3				9	1	71	3		60
		Agst	4		74	1		2				5		76	3		54
SLO - Slovenia	0	For															
		Agst															
SWE - Sweden	1	For			4									4			3
		Agst	1		5							1		5			4
USA - United States	0	For															
		Agst															
TOTALS	2		11	1	151	4		5				15	1	156	6		121

Legend:									
Bk	Blocks	Ch	Change Made	F	Fouls	G	Goals	MP	Matches Played
No	Shirt Number	OG	Own Goals	PM	Penalties Made	T	Throws		



OVERALL TEAM STATISTICS

运动队技术统计

Team	MP		Throws			Penalties			Free			Totals			PM	OG	BK
			G	F	T	G	F	T	G	F	T	G	F	T			
BEL - Belgium	1	For	4		74	1		2				5		76	3		54
		Agst	6	1	68	3		3				9	1	71	3		60
BRA - Brazil	1	For	5		69	1		4				6		73	5		50
		Agst	7		69	1		5				8		74	4		56
CAN - Canada	2	For	9	16	155	8		12				17	16	167	4		124
		Agst	6	23	152	1	2	4				7	25	156	12		130
CHN - China	2	For	22	12	134	4	1	9				26	13	143	8		108
		Agst	7	11	140	4		7				11	11	147	8		88
DEN - Denmark	2	For	4	6	136			1				4	6	137	4		108
		Agst	4	13	138	2		4				6	13	142	1		118
ESP - Spain	1	For			68	2		4				2		72	1		58
		Agst	2		67			1				2		68	4		55
FIN - Finland	2	For	5	9	140	2		3				7	9	143	9		101
		Agst	14	11	138	8		9				22	11	147	3		116
IRI - Iran	1	For	4	11	79	1		1				5	11	80	5		66
		Agst	6	9	80	3		5				9	9	85	1		63
LTU - Lithuania	2	For	16	1	126	8		9				24	1	135	4		105
		Agst	8		132	2		3				10		135	9		90
SLO - Slovenia	2	For	8	24	150	3		3				11	24	153	2		131
		Agst	3	15	151	1		2				4	15	153	3		118
SWE - Sweden	2	For	12	2	139	4		9				16	2	148	8		95
		Agst	17		129	2		8				19		137	9		96
USA - United States	2	For	4	21	143	1	2	6				5	23	149	11		113
		Agst	13	19	149	8	1	12				21	20	161	7		123
TOTALS	10		93	102	1413	35	3	63				128	105	1476	64		1113

Legend:									
Bk	Blocks	Ch	Change Made	F	Fouls	G	Goals	MP	Matches Played
No	Shirt Number	OG	Own Goals	PM	Penalties Made	T	Throws		




OVERALL TEAM STATISTICS

运动队技术统计

Team	MP		Throws			Penalties			Free			Totals			PM	OG	BK
			G	F	T	G	F	T	G	F	T	G	F	T			
BEL - Belgium	2	For	13	15	148	4	1	7				17	16	155	4		113
		Agst	11	13	145	4		4				15	13	149	8		111
BRA - Brazil	1	For	5		69	1		4				6		73	5		50
		Agst	7		69	1		5				8		74	4		56
CAN - Canada	2	For	9	16	155	8		12				17	16	167	4		124
		Agst	6	23	152	1	2	4				7	25	156	12		130
CHN - China	2	For	22	12	134	4	1	9				26	13	143	8		108
		Agst	7	11	140	4		7				11	11	147	8		88
DEN - Denmark	2	For	4	6	136			1				4	6	137	4		108
		Agst	4	13	138	2		4				6	13	142	1		118
ESP - Spain	2	For	5	12	145	3		5				8	12	150	6		109
		Agst	11	15	141	3	1	6				14	16	147	5		114
FIN - Finland	2	For	5	9	140	2		3				7	9	143	9		101
		Agst	14	11	138	8		9				22	11	147	3		116
IRI - Iran	1	For	4	11	79	1		1				5	11	80	5		66
		Agst	6	9	80	3		5				9	9	85	1		63
LTU - Lithuania	2	For	16	1	126	8		9				24	1	135	4		105
		Agst	8		132	2		3				10		135	9		90
SLO - Slovenia	2	For	8	24	150	3		3				11	24	153	2		131
		Agst	3	15	151	1		2				4	15	153	3		118
SWE - Sweden	2	For	12	2	139	4		9				16	2	148	8		95
		Agst	17		129	2		8				19		137	9		96
USA - United States	2	For	4	21	143	1	2	6				5	23	149	11		113
		Agst	13	19	149	8	1	12				21	20	161	7		123
TOTALS	11		107	129	1564	39	4	69			146	133	1633	70		1223	

Legend:									
Bk	Blocks	Ch	Change Made	F	Fouls	G	Goals	MP	Matches Played
No	Shirt Number	OG	Own Goals	PM	Penalties Made	T	Throws		




OVERALL TEAM STATISTICS

运动队技术统计

Team	MP		Throws			Penalties			Free			Totals			PM	OG	BK
			G	F	T	G	F	T	G	F	T	G	F	T			
BEL - Belgium	2	For	13	15	148	4	1	7				17	16	155	4		113
		Agst	11	13	145	4		4				15	13	149	8		111
BRA - Brazil	2	For	9	9	143	2		5				11	9	148	10		111
		Agst	12	10	144	4		10				16	10	154	5		116
CAN - Canada	2	For	9	16	155	8		12				17	16	167	4		124
		Agst	6	23	152	1	2	4				7	25	156	12		130
CHN - China	2	For	22	12	134	4	1	9				26	13	143	8		108
		Agst	7	11	140	4		7				11	11	147	8		88
DEN - Denmark	2	For	4	6	136			1				4	6	137	4		108
		Agst	4	13	138	2		4				6	13	142	1		118
ESP - Spain	2	For	5	12	145	3		5				8	12	150	6		109
		Agst	11	15	141	3	1	6				14	16	147	5		114
FIN - Finland	2	For	5	9	140	2		3				7	9	143	9		101
		Agst	14	11	138	8		9				22	11	147	3		116
IRI - Iran	2	For	9	21	154	4		6				13	21	160	6		126
		Agst	10	18	154	4		6				14	18	160	6		124
LTU - Lithuania	2	For	16	1	126	8		9				24	1	135	4		105
		Agst	8		132	2		3				10		135	9		90
SLO - Slovenia	2	For	8	24	150	3		3				11	24	153	2		131
		Agst	3	15	151	1		2				4	15	153	3		118
SWE - Sweden	2	For	12	2	139	4		9				16	2	148	8		95
		Agst	17		129	2		8				19		137	9		96
USA - United States	2	For	4	21	143	1	2	6				5	23	149	11		113
		Agst	13	19	149	8	1	12				21	20	161	7		123
TOTALS	12		116	148	1713	43	4	75				159	152	1788	76		1344

Legend:									
Bk	Blocks	Ch	Change Made	F	Fouls	G	Goals	MP	Matches Played
No	Shirt Number	OG	Own Goals	PM	Penalties Made	T	Throws		



OVERALL TEAM STATISTICS

运动队技术统计

Team	MP		Throws			Penalties			Free			Totals			PM	OG	BK
			G	F	T	G	F	T	G	F	T	G	F	T			
BEL - Belgium	2	For	13	15	148	4	1	7				17	16	155	4		113
		Agst	11	13	145	4		4				15	13	149	8		111
BRA - Brazil	2	For	9	9	143	2		5				11	9	148	10		111
		Agst	12	10	144	4		10				16	10	154	5		116
CAN - Canada	2	For	9	16	155	8		12				17	16	167	4		124
		Agst	6	23	152	1	2	4				7	25	156	12		130
CHN - China	2	For	22	12	134	4	1	9				26	13	143	8		108
		Agst	7	11	140	4		7				11	11	147	8		88
DEN - Denmark	3	For	10	18	215	5		7				15	18	222	6		174
		Agst	7	28	221	3		6				10	28	227	7		181
ESP - Spain	2	For	5	12	145	3		5				8	12	150	6		109
		Agst	11	15	141	3	1	6				14	16	147	5		114
FIN - Finland	3	For	8	24	223	3		5				11	24	228	15		164
		Agst	20	23	217	13		15				33	23	232	5		182
IRI - Iran	2	For	9	21	154	4		6				13	21	160	6		126
		Agst	10	18	154	4		6				14	18	160	6		124
LTU - Lithuania	2	For	16	1	126	8		9				24	1	135	4		105
		Agst	8		132	2		3				10		135	9		90
SLO - Slovenia	2	For	8	24	150	3		3				11	24	153	2		131
		Agst	3	15	151	1		2				4	15	153	3		118
SWE - Sweden	2	For	12	2	139	4		9				16	2	148	8		95
		Agst	17		129	2		8				19		137	9		96
USA - United States	2	For	4	21	143	1	2	6				5	23	149	11		113
		Agst	13	19	149	8	1	12				21	20	161	7		123
TOTALS	13		125	175	1875	49	4	83			174	179	1958	84		1473	

Legend:									
Bk	Blocks	Ch	Change Made	F	Fouls	G	Goals	MP	Matches Played
No	Shirt Number	OG	Own Goals	PM	Penalties Made	T	Throws		




OVERALL TEAM STATISTICS

运动队技术统计

Team	MP		Throws			Penalties			Free			Totals			PM	OG	BK
			G	F	T	G	F	T	G	F	T	G	F	T			
BEL - Belgium	2	For	13	15	148	4	1	7				17	16	155	4		113
		Agst	11	13	145	4		4				15	13	149	8		111
BRA - Brazil	2	For	9	9	143	2		5				11	9	148	10		111
		Agst	12	10	144	4		10				16	10	154	5		116
CAN - Canada	3	For	11	19	228	8	1	14				19	20	242	6		182
		Agst	15	30	225	3	2	6				18	32	231	14		199
CHN - China	3	For	31	19	207	6	1	11				37	20	218	10		177
		Agst	9	14	213	4	1	9				13	15	222	10		146
DEN - Denmark	3	For	10	18	215	5		7				15	18	222	6		174
		Agst	7	28	221	3		6				10	28	227	7		181
ESP - Spain	2	For	5	12	145	3		5				8	12	150	6		109
		Agst	11	15	141	3	1	6				14	16	147	5		114
FIN - Finland	3	For	8	24	223	3		5				11	24	228	15		164
		Agst	20	23	217	13		15				33	23	232	5		182
IRI - Iran	2	For	9	21	154	4		6				13	21	160	6		126
		Agst	10	18	154	4		6				14	18	160	6		124
LTU - Lithuania	2	For	16	1	126	8		9				24	1	135	4		105
		Agst	8		132	2		3				10		135	9		90
SLO - Slovenia	2	For	8	24	150	3		3				11	24	153	2		131
		Agst	3	15	151	1		2				4	15	153	3		118
SWE - Sweden	2	For	12	2	139	4		9				16	2	148	8		95
		Agst	17		129	2		8				19		137	9		96
USA - United States	2	For	4	21	143	1	2	6				5	23	149	11		113
		Agst	13	19	149	8	1	12				21	20	161	7		123
TOTALS	14		136	185	2021	51	5	87				187	190	2108	88		1600

Legend:									
Bk	Blocks	Ch	Change Made	F	Fouls	G	Goals	MP	Matches Played
No	Shirt Number	OG	Own Goals	PM	Penalties Made	T	Throws		




OVERALL TEAM STATISTICS

运动队技术统计

Team	MP		Throws			Penalties			Free			Totals			PM	OG	BK
			G	F	T	G	F	T	G	F	T	G	F	T			
BEL - Belgium	2	For	13	15	148	4	1	7				17	16	155	4		113
		Agst	11	13	145	4		4				15	13	149	8		111
BRA - Brazil	2	For	9	9	143	2		5				11	9	148	10		111
		Agst	12	10	144	4		10				16	10	154	5		116
CAN - Canada	3	For	11	19	228	8	1	14				19	20	242	6		182
		Agst	15	30	225	3	2	6				18	32	231	14		199
CHN - China	3	For	31	19	207	6	1	11				37	20	218	10		177
		Agst	9	14	213	4	1	9				13	15	222	10		146
DEN - Denmark	3	For	10	18	215	5		7				15	18	222	6		174
		Agst	7	28	221	3		6				10	28	227	7		181
ESP - Spain	3	For	5	16	194	3		5				8	16	199	12		143
		Agst	16	17	187	8	1	12				24	18	199	5		152
FIN - Finland	3	For	8	24	223	3		5				11	24	228	15		164
		Agst	20	23	217	13		15				33	23	232	5		182
IRI - Iran	2	For	9	21	154	4		6				13	21	160	6		126
		Agst	10	18	154	4		6				14	18	160	6		124
LTU - Lithuania	3	For	21	3	172	13		15				34	3	187	4		143
		Agst	8	4	181	2		3				10	4	184	15		124
SLO - Slovenia	2	For	8	24	150	3		3				11	24	153	2		131
		Agst	3	15	151	1		2				4	15	153	3		118
SWE - Sweden	2	For	12	2	139	4		9				16	2	148	8		95
		Agst	17		129	2		8				19		137	9		96
USA - United States	2	For	4	21	143	1	2	6				5	23	149	11		113
		Agst	13	19	149	8	1	12				21	20	161	7		123
TOTALS	15		141	191	2116	56	5	93				197	196	2209	94		1672

Legend:									
Bk	Blocks	Ch	Change Made	F	Fouls	G	Goals	MP	Matches Played
No	Shirt Number	OG	Own Goals	PM	Penalties Made	T	Throws		



OVERALL TEAM STATISTICS

运动队技术统计

Team	MP		Throws			Penalties			Free			Totals			PM	OG	BK
			G	F	T	G	F	T	G	F	T	G	F	T			
BEL - Belgium	2	For	13	15	148	4	1	7				17	16	155	4		113
		Agst	11	13	145	4		4				15	13	149	8		111
BRA - Brazil	2	For	9	9	143	2		5				11	9	148	10		111
		Agst	12	10	144	4		10				16	10	154	5		116
CAN - Canada	3	For	11	19	228	8	1	14				19	20	242	6		182
		Agst	15	30	225	3	2	6				18	32	231	14		199
CHN - China	3	For	31	19	207	6	1	11				37	20	218	10		177
		Agst	9	14	213	4	1	9				13	15	222	10		146
DEN - Denmark	3	For	10	18	215	5		7				15	18	222	6		174
		Agst	7	28	221	3		6				10	28	227	7		181
ESP - Spain	3	For	5	16	194	3		5				8	16	199	12		143
		Agst	16	17	187	8	1	12				24	18	199	5		152
FIN - Finland	3	For	8	24	223	3		5				11	24	228	15		164
		Agst	20	23	217	13		15				33	23	232	5		182
IRI - Iran	3	For	11	29	231	7		10				18	29	241	14		192
		Agst	16	27	232	8	1	14				24	28	246	10		192
LTU - Lithuania	3	For	21	3	172	13		15				34	3	187	4		143
		Agst	8	4	181	2		3				10	4	184	15		124
SLO - Slovenia	2	For	8	24	150	3		3				11	24	153	2		131
		Agst	3	15	151	1		2				4	15	153	3		118
SWE - Sweden	3	For	18	11	217	8	1	17				26	12	234	12		163
		Agst	19	8	206	5		12				24	8	218	17		162
USA - United States	2	For	4	21	143	1	2	6				5	23	149	11		113
		Agst	13	19	149	8	1	12				21	20	161	7		123
TOTALS	16		149	208	2271	63	6	105				212	214	2376	106		1806

Legend:									
Bk	Blocks	Ch	Change Made	F	Fouls	G	Goals	MP	Matches Played
No	Shirt Number	OG	Own Goals	PM	Penalties Made	T	Throws		



OVERALL TEAM STATISTICS

运动队技术统计

Team	MP		Throws			Penalties			Free			Totals			PM	OG	BK
			G	F	T	G	F	T	G	F	T	G	F	T			
BEL - Belgium	3	For	18	22	224	4	1	7				22	23	231	8		173
		Agst	14	22	217	7	1	8				21	23	225	8		175
BRA - Brazil	2	For	9	9	143	2		5				11	9	148	10		111
		Agst	12	10	144	4		10				16	10	154	5		116
CAN - Canada	3	For	11	19	228	8	1	14				19	20	242	6		182
		Agst	15	30	225	3	2	6				18	32	231	14		199
CHN - China	3	For	31	19	207	6	1	11				37	20	218	10		177
		Agst	9	14	213	4	1	9				13	15	222	10		146
DEN - Denmark	3	For	10	18	215	5		7				15	18	222	6		174
		Agst	7	28	221	3		6				10	28	227	7		181
ESP - Spain	3	For	5	16	194	3		5				8	16	199	12		143
		Agst	16	17	187	8	1	12				24	18	199	5		152
FIN - Finland	3	For	8	24	223	3		5				11	24	228	15		164
		Agst	20	23	217	13		15				33	23	232	5		182
IRI - Iran	3	For	11	29	231	7		10				18	29	241	14		192
		Agst	16	27	232	8	1	14				24	28	246	10		192
LTU - Lithuania	3	For	21	3	172	13		15				34	3	187	4		143
		Agst	8	4	181	2		3				10	4	184	15		124
SLO - Slovenia	3	For	11	33	222	6	1	7				17	34	229	2		195
		Agst	8	22	227	1		2				9	22	229	7		178
SWE - Sweden	3	For	18	11	217	8	1	17				26	12	234	12		163
		Agst	19	8	206	5		12				24	8	218	17		162
USA - United States	2	For	4	21	143	1	2	6				5	23	149	11		113
		Agst	13	19	149	8	1	12				21	20	161	7		123
TOTALS	17		157	224	2419	66	7	109				223	231	2528	110		1930

Legend:									
Bk	Blocks	Ch	Change Made	F	Fouls	G	Goals	MP	Matches Played
No	Shirt Number	OG	Own Goals	PM	Penalties Made	T	Throws		



OVERALL TEAM STATISTICS

运动队技术统计

Team	MP		Throws			Penalties			Free			Totals			PM	OG	BK
			G	F	T	G	F	T	G	F	T	G	F	T			
BEL - Belgium	3	For	18	22	224	4	1	7				22	23	231	8		173
		Agst	14	22	217	7	1	8				21	23	225	8		175
BRA - Brazil	3	For	10	15	220	5		8				15	15	228	13		176
		Agst	17	18	220	5		13				22	18	233	8		186
CAN - Canada	3	For	11	19	228	8	1	14				19	20	242	6		182
		Agst	15	30	225	3	2	6				18	32	231	14		199
CHN - China	3	For	31	19	207	6	1	11				37	20	218	10		177
		Agst	9	14	213	4	1	9				13	15	222	10		146
DEN - Denmark	3	For	10	18	215	5		7				15	18	222	6		174
		Agst	7	28	221	3		6				10	28	227	7		181
ESP - Spain	3	For	5	16	194	3		5				8	16	199	12		143
		Agst	16	17	187	8	1	12				24	18	199	5		152
FIN - Finland	3	For	8	24	223	3		5				11	24	228	15		164
		Agst	20	23	217	13		15				33	23	232	5		182
IRI - Iran	3	For	11	29	231	7		10				18	29	241	14		192
		Agst	16	27	232	8	1	14				24	28	246	10		192
LTU - Lithuania	3	For	21	3	172	13		15				34	3	187	4		143
		Agst	8	4	181	2		3				10	4	184	15		124
SLO - Slovenia	3	For	11	33	222	6	1	7				17	34	229	2		195
		Agst	8	22	227	1		2				9	22	229	7		178
SWE - Sweden	3	For	18	11	217	8	1	17				26	12	234	12		163
		Agst	19	8	206	5		12				24	8	218	17		162
USA - United States	3	For	9	29	219	2	2	9				11	31	228	14		183
		Agst	14	25	226	11	1	15				25	26	241	10		188
TOTALS	18		163	238	2572	70	7	115				233	245	2687	116		2065

Legend:									
Bk	Blocks	Ch	Change Made	F	Fouls	G	Goals	MP	Matches Played
No	Shirt Number	OG	Own Goals	PM	Penalties Made	T	Throws		




OVERALL TEAM STATISTICS

运动队技术统计

Team	MP		Throws			Penalties			Free			Totals			PM	OG	BK
			G	F	T	G	F	T	G	F	T	G	F	T			
BEL - Belgium	3	For	18	22	224	4	1	7				22	23	231	8		173
		Agst	14	22	217	7	1	8				21	23	225	8		175
BRA - Brazil	3	For	10	15	220	5		8				15	15	228	13		176
		Agst	17	18	220	5		13				22	18	233	8		186
CAN - Canada	3	For	11	19	228	8	1	14				19	20	242	6		182
		Agst	15	30	225	3	2	6				18	32	231	14		199
CHN - China	3	For	31	19	207	6	1	11				37	20	218	10		177
		Agst	9	14	213	4	1	9				13	15	222	10		146
DEN - Denmark	3	For	10	18	215	5		7				15	18	222	6		174
		Agst	7	28	221	3		6				10	28	227	7		181
ESP - Spain	4	For	12	25	263	5		7				17	25	270	20		198
		Agst	23	30	262	12	2	19				35	32	281	8		207
FIN - Finland	3	For	8	24	223	3		5				11	24	228	15		164
		Agst	20	23	217	13		15				33	23	232	5		182
IRI - Iran	3	For	11	29	231	7		10				18	29	241	14		192
		Agst	16	27	232	8	1	14				24	28	246	10		192
LTU - Lithuania	3	For	21	3	172	13		15				34	3	187	4		143
		Agst	8	4	181	2		3				10	4	184	15		124
SLO - Slovenia	4	For	18	46	297	10	2	14				28	48	311	5		250
		Agst	15	31	296	3		4				18	31	300	15		233
SWE - Sweden	3	For	18	11	217	8	1	17				26	12	234	12		163
		Agst	19	8	206	5		12				24	8	218	17		162
USA - United States	3	For	9	29	219	2	2	9				11	31	228	14		183
		Agst	14	25	226	11	1	15				25	26	241	10		188
TOTALS	19		177	260	2716	76	8	124				253	268	2840	127		2175

Legend:									
Bk	Blocks	Ch	Change Made	F	Fouls	G	Goals	MP	Matches Played
No	Shirt Number	OG	Own Goals	PM	Penalties Made	T	Throws		



OVERALL TEAM STATISTICS

运动队技术统计

Team	MP		Throws			Penalties			Free			Totals			PM	OG	BK
			G	F	T	G	F	T	G	F	T	G	F	T			
BEL - Belgium	1	For	4		74	1		2				5		76	3		54
		Agst	6	1	68	3		3				9	1	71	3		60
BRA - Brazil	1	For	5		69	1		4				6		73	5		50
		Agst	7		69	1		5				8		74	4		56
CAN - Canada	0	For															
		Agst															
CHN - China	0	For															
		Agst															
DEN - Denmark	0	For															
		Agst															
ESP - Spain	0	For															
		Agst															
FIN - Finland	0	For															
		Agst															
IRI - Iran	0	For															
		Agst															
LTU - Lithuania	1	For	6	1	68	3		3				9	1	71	3		60
		Agst	4		74	1		2				5		76	3		54
SLO - Slovenia	0	For															
		Agst															
SWE - Sweden	1	For	7		69	1		5				8		74	4		56
		Agst	5		69	1		4				6		73	5		50
USA - United States	0	For															
		Agst															
TOTALS	2		22	1	280	6		14				28	1	294	15		220

Legend:									
Bk	Blocks	Ch	Change Made	F	Fouls	G	Goals	MP	Matches Played
No	Shirt Number	OG	Own Goals	PM	Penalties Made	T	Throws		



OVERALL TEAM STATISTICS

运动队技术统计

Team	MP		Throws			Penalties			Free			Totals			PM	OG	BK
			G	F	T	G	F	T	G	F	T	G	F	T			
BEL - Belgium	3	For	18	22	224	4	1	7				22	23	231	8		173
		Agst	14	22	217	7	1	8				21	23	225	8		175
BRA - Brazil	3	For	10	15	220	5		8				15	15	228	13		176
		Agst	17	18	220	5		13				22	18	233	8		186
CAN - Canada	3	For	11	19	228	8	1	14				19	20	242	6		182
		Agst	15	30	225	3	2	6				18	32	231	14		199
CHN - China	3	For	31	19	207	6	1	11				37	20	218	10		177
		Agst	9	14	213	4	1	9				13	15	222	10		146
DEN - Denmark	3	For	10	18	215	5		7				15	18	222	6		174
		Agst	7	28	221	3		6				10	28	227	7		181
ESP - Spain	4	For	12	25	263	5		7				17	25	270	20		198
		Agst	23	30	262	12	2	19				35	32	281	8		207
FIN - Finland	3	For	8	24	223	3		5				11	24	228	15		164
		Agst	20	23	217	13		15				33	23	232	5		182
IRI - Iran	4	For	13	44	302	8		12				21	44	314	17		254
		Agst	19	35	305	9	2	17				28	37	322	12		244
LTU - Lithuania	3	For	21	3	172	13		15				34	3	187	4		143
		Agst	8	4	181	2		3				10	4	184	15		124
SLO - Slovenia	4	For	18	46	297	10	2	14				28	48	311	5		250
		Agst	15	31	296	3		4				18	31	300	15		233
SWE - Sweden	3	For	18	11	217	8	1	17				26	12	234	12		163
		Agst	19	8	206	5		12				24	8	218	17		162
USA - United States	4	For	12	37	292	3	3	12				15	40	304	16		235
		Agst	16	40	297	12	1	17				28	41	314	13		250
TOTALS	20		182	283	2860	78	9	129				260	292	2989	132		2289

Legend:									
Bk	Blocks	Ch	Change Made	F	Fouls	G	Goals	MP	Matches Played
No	Shirt Number	OG	Own Goals	PM	Penalties Made	T	Throws		



OVERALL TEAM STATISTICS

运动队技术统计

Team	MP		Throws			Penalties			Free			Totals			PM	OG	BK
			G	F	T	G	F	T	G	F	T	G	F	T			
BEL - Belgium	4	For	20	34	304	7	2	11				27	36	315	11		240
		Agst	19	28	296	10	1	11				29	29	307	12		240
BRA - Brazil	3	For	10	15	220	5		8				15	15	228	13		176
		Agst	17	18	220	5		13				22	18	233	8		186
CAN - Canada	3	For	11	19	228	8	1	14				19	20	242	6		182
		Agst	15	30	225	3	2	6				18	32	231	14		199
CHN - China	3	For	31	19	207	6	1	11				37	20	218	10		177
		Agst	9	14	213	4	1	9				13	15	222	10		146
DEN - Denmark	3	For	10	18	215	5		7				15	18	222	6		174
		Agst	7	28	221	3		6				10	28	227	7		181
ESP - Spain	4	For	12	25	263	5		7				17	25	270	20		198
		Agst	23	30	262	12	2	19				35	32	281	8		207
FIN - Finland	4	For	13	30	302	6		8				19	30	310	19		229
		Agst	22	35	297	16	1	19				38	36	316	8		249
IRI - Iran	4	For	13	44	302	8		12				21	44	314	17		254
		Agst	19	35	305	9	2	17				28	37	322	12		244
LTU - Lithuania	3	For	21	3	172	13		15				34	3	187	4		143
		Agst	8	4	181	2		3				10	4	184	15		124
SLO - Slovenia	4	For	18	46	297	10	2	14				28	48	311	5		250
		Agst	15	31	296	3		4				18	31	300	15		233
SWE - Sweden	3	For	18	11	217	8	1	17				26	12	234	12		163
		Agst	19	8	206	5		12				24	8	218	17		162
USA - United States	4	For	12	37	292	3	3	12				15	40	304	16		235
		Agst	16	40	297	12	1	17				28	41	314	13		250
TOTALS	21		189	301	3019	84	10	136				273	311	3155	139		2421

Legend:									
Bk	Blocks	Ch	Change Made	F	Fouls	G	Goals	MP	Matches Played
No	Shirt Number	OG	Own Goals	PM	Penalties Made	T	Throws		




OVERALL TEAM STATISTICS

运动队技术统计

Team	MP		Throws			Penalties			Free			Totals			PM	OG	BK
			G	F	T	G	F	T	G	F	T	G	F	T			
BEL - Belgium	4	For	20	34	304	7	2	11				27	36	315	11		240
		Agst	19	28	296	10	1	11				29	29	307	12		240
BRA - Brazil	4	For	12	22	271	7		12				19	22	283	20	1	218
		Agst	26	22	272	9		20				35	22	292	12		231
CAN - Canada	3	For	11	19	228	8	1	14				19	20	242	6		182
		Agst	15	30	225	3	2	6				18	32	231	14		199
CHN - China	4	For	40	23	259	10	1	18				50	24	277	14		222
		Agst	11	21	264	6	1	13				17	22	277	17	1	188
DEN - Denmark	3	For	10	18	215	5		7				15	18	222	6		174
		Agst	7	28	221	3		6				10	28	227	7		181
ESP - Spain	4	For	12	25	263	5		7				17	25	270	20		198
		Agst	23	30	262	12	2	19				35	32	281	8		207
FIN - Finland	4	For	13	30	302	6		8				19	30	310	19		229
		Agst	22	35	297	16	1	19				38	36	316	8		249
IRI - Iran	4	For	13	44	302	8		12				21	44	314	17		254
		Agst	19	35	305	9	2	17				28	37	322	12		244
LTU - Lithuania	3	For	21	3	172	13		15				34	3	187	4		143
		Agst	8	4	181	2		3				10	4	184	15		124
SLO - Slovenia	4	For	18	46	297	10	2	14				28	48	311	5		250
		Agst	15	31	296	3		4				18	31	300	15		233
SWE - Sweden	3	For	18	11	217	8	1	17				26	12	234	12		163
		Agst	19	8	206	5		12				24	8	218	17		162
USA - United States	4	For	12	37	292	3	3	12				15	40	304	16		235
		Agst	16	40	297	12	1	17				28	41	314	13		250
TOTALS	22		200	312	3122	90	10	147				290	322	3269	150	1	2508

Legend:									
Bk	Blocks	Ch	Change Made	F	Fouls	G	Goals	MP	Matches Played
No	Shirt Number	OG	Own Goals	PM	Penalties Made	T	Throws		




OVERALL TEAM STATISTICS

运动队技术统计

Team	MP		Throws			Penalties			Free			Totals			PM	OG	BK
			G	F	T	G	F	T	G	F	T	G	F	T			
BEL - Belgium	4	For	20	34	304	7	2	11				27	36	315	11		240
		Agst	19	28	296	10	1	11				29	29	307	12		240
BRA - Brazil	4	For	12	22	271	7		12				19	22	283	20	1	218
		Agst	26	22	272	9		20				35	22	292	12		231
CAN - Canada	3	For	11	19	228	8	1	14				19	20	242	6		182
		Agst	15	30	225	3	2	6				18	32	231	14		199
CHN - China	4	For	40	23	259	10	1	18				50	24	277	14		222
		Agst	11	21	264	6	1	13				17	22	277	17	1	188
DEN - Denmark	4	For	11	37	291	5		7				16	37	298	9		226
		Agst	15	44	296	5		9				20	44	305	7		237
ESP - Spain	4	For	12	25	263	5		7				17	25	270	20		198
		Agst	23	30	262	12	2	19				35	32	281	8		207
FIN - Finland	4	For	13	30	302	6		8				19	30	310	19		229
		Agst	22	35	297	16	1	19				38	36	316	8		249
IRI - Iran	4	For	13	44	302	8		12				21	44	314	17		254
		Agst	19	35	305	9	2	17				28	37	322	12		244
LTU - Lithuania	4	For	29	19	247	15		18				44	19	265	4		199
		Agst	9	23	257	2		3				11	23	260	18		176
SLO - Slovenia	4	For	18	46	297	10	2	14				28	48	311	5		250
		Agst	15	31	296	3		4				18	31	300	15		233
SWE - Sweden	3	For	18	11	217	8	1	17				26	12	234	12		163
		Agst	19	8	206	5		12				24	8	218	17		162
USA - United States	4	For	12	37	292	3	3	12				15	40	304	16		235
		Agst	16	40	297	12	1	17				28	41	314	13		250
TOTALS	23		209	347	3273	92	10	150				301	357	3423	153	1	2616

Legend:									
Bk	Blocks	Ch	Change Made	F	Fouls	G	Goals	MP	Matches Played
No	Shirt Number	OG	Own Goals	PM	Penalties Made	T	Throws		



OVERALL TEAM STATISTICS

运动队技术统计

Team	MP		Throws			Penalties			Free			Totals			PM	OG	BK
			G	F	T	G	F	T	G	F	T	G	F	T			
BEL - Belgium	4	For	20	34	304	7	2	11				27	36	315	11		240
		Agst	19	28	296	10	1	11				29	29	307	12		240
BRA - Brazil	4	For	12	22	271	7		12				19	22	283	20	1	218
		Agst	26	22	272	9		20				35	22	292	12		231
CAN - Canada	4	For	13	25	305	11	1	18				24	26	323	6		244
		Agst	21	41	303	3	2	6				24	43	309	18		268
CHN - China	4	For	40	23	259	10	1	18				50	24	277	14		222
		Agst	11	21	264	6	1	13				17	22	277	17	1	188
DEN - Denmark	4	For	11	37	291	5		7				16	37	298	9		226
		Agst	15	44	296	5		9				20	44	305	7		237
ESP - Spain	4	For	12	25	263	5		7				17	25	270	20		198
		Agst	23	30	262	12	2	19				35	32	281	8		207
FIN - Finland	4	For	13	30	302	6		8				19	30	310	19		229
		Agst	22	35	297	16	1	19				38	36	316	8		249
IRI - Iran	4	For	13	44	302	8		12				21	44	314	17		254
		Agst	19	35	305	9	2	17				28	37	322	12		244
LTU - Lithuania	4	For	29	19	247	15		18				44	19	265	4		199
		Agst	9	23	257	2		3				11	23	260	18		176
SLO - Slovenia	4	For	18	46	297	10	2	14				28	48	311	5		250
		Agst	15	31	296	3		4				18	31	300	15		233
SWE - Sweden	4	For	24	22	295	8	1	17				32	23	312	16		232
		Agst	21	14	283	8		16				29	14	299	17		224
USA - United States	4	For	12	37	292	3	3	12				15	40	304	16		235
		Agst	16	40	297	12	1	17				28	41	314	13		250
TOTALS	24		217	364	3428	95	10	154				312	374	3582	157	1	2747

Legend:									
Bk	Blocks	Ch	Change Made	F	Fouls	G	Goals	MP	Matches Played
No	Shirt Number	OG	Own Goals	PM	Penalties Made	T	Throws		



OVERALL TEAM STATISTICS

运动队技术统计

Team	MP		Throws			Penalties			Free			Totals			PM	OG	BK
			G	F	T	G	F	T	G	F	T	G	F	T			
BEL - Belgium	5	For	25	44	379	8	2	12				33	46	391	17		298
		Agst	26	37	370	16	1	17				42	38	387	13		300
BRA - Brazil	4	For	12	22	271	7		12				19	22	283	20	1	218
		Agst	26	22	272	9		20				35	22	292	12		231
CAN - Canada	4	For	13	25	305	11	1	18				24	26	323	6		244
		Agst	21	41	303	3	2	6				24	43	309	18		268
CHN - China	4	For	40	23	259	10	1	18				50	24	277	14		222
		Agst	11	21	264	6	1	13				17	22	277	17	1	188
DEN - Denmark	5	For	18	46	365	11		13				29	46	378	10		286
		Agst	20	54	371	6		10				26	54	381	13		295
ESP - Spain	4	For	12	25	263	5		7				17	25	270	20		198
		Agst	23	30	262	12	2	19				35	32	281	8		207
FIN - Finland	4	For	13	30	302	6		8				19	30	310	19		229
		Agst	22	35	297	16	1	19				38	36	316	8		249
IRI - Iran	4	For	13	44	302	8		12				21	44	314	17		254
		Agst	19	35	305	9	2	17				28	37	322	12		244
LTU - Lithuania	4	For	29	19	247	15		18				44	19	265	4		199
		Agst	9	23	257	2		3				11	23	260	18		176
SLO - Slovenia	4	For	18	46	297	10	2	14				28	48	311	5		250
		Agst	15	31	296	3		4				18	31	300	15		233
SWE - Sweden	4	For	24	22	295	8	1	17				32	23	312	16		232
		Agst	21	14	283	8		16				29	14	299	17		224
USA - United States	4	For	12	37	292	3	3	12				15	40	304	16		235
		Agst	16	40	297	12	1	17				28	41	314	13		250
TOTALS	25		229	383	3577	102	10	161				331	393	3738	164	1	2865

Legend:									
Bk	Blocks	Ch	Change Made	F	Fouls	G	Goals	MP	Matches Played
No	Shirt Number	OG	Own Goals	PM	Penalties Made	T	Throws		




OVERALL TEAM STATISTICS

运动队技术统计

Team	MP		Throws			Penalties			Free			Totals			PM	OG	BK
			G	F	T	G	F	T	G	F	T	G	F	T			
BEL - Belgium	5	For	25	44	379	8	2	12				33	46	391	17		298
		Agst	26	37	370	16	1	17				42	38	387	13		300
BRA - Brazil	5	For	16	28	344	9	1	15				25	29	359	21	1	284
		Agst	28	28	345	10		21				38	28	366	15		294
CAN - Canada	5	For	15	31	378	12	1	19				27	32	397	9		307
		Agst	25	47	376	5	3	9				30	50	385	19		334
CHN - China	4	For	40	23	259	10	1	18				50	24	277	14		222
		Agst	11	21	264	6	1	13				17	22	277	17	1	188
DEN - Denmark	5	For	18	46	365	11		13				29	46	378	10		286
		Agst	20	54	371	6		10				26	54	381	13		295
ESP - Spain	4	For	12	25	263	5		7				17	25	270	20		198
		Agst	23	30	262	12	2	19				35	32	281	8		207
FIN - Finland	4	For	13	30	302	6		8				19	30	310	19		229
		Agst	22	35	297	16	1	19				38	36	316	8		249
IRI - Iran	4	For	13	44	302	8		12				21	44	314	17		254
		Agst	19	35	305	9	2	17				28	37	322	12		244
LTU - Lithuania	4	For	29	19	247	15		18				44	19	265	4		199
		Agst	9	23	257	2		3				11	23	260	18		176
SLO - Slovenia	4	For	18	46	297	10	2	14				28	48	311	5		250
		Agst	15	31	296	3		4				18	31	300	15		233
SWE - Sweden	4	For	24	22	295	8	1	17				32	23	312	16		232
		Agst	21	14	283	8		16				29	14	299	17		224
USA - United States	4	For	12	37	292	3	3	12				15	40	304	16		235
		Agst	16	40	297	12	1	17				28	41	314	13		250
TOTALS	26		235	395	3723	105	11	165				340	406	3888	168	1	2994

Legend:									
Bk	Blocks	Ch	Change Made	F	Fouls	G	Goals	MP	Matches Played
No	Shirt Number	OG	Own Goals	PM	Penalties Made	T	Throws		



OVERALL TEAM STATISTICS

运动队技术统计

Team	MP		Throws			Penalties			Free			Totals			PM	OG	BK
			G	F	T	G	F	T	G	F	T	G	F	T			
BEL - Belgium	5	For	25	44	379	8	2	12				33	46	391	17		298
		Agst	26	37	370	16	1	17				42	38	387	13		300
BRA - Brazil	5	For	16	28	344	9	1	15				25	29	359	21	1	284
		Agst	28	28	345	10		21				38	28	366	15		294
CAN - Canada	5	For	15	31	378	12	1	19				27	32	397	9		307
		Agst	25	47	376	5	3	9				30	50	385	19		334
CHN - China	4	For	40	23	259	10	1	18				50	24	277	14		222
		Agst	11	21	264	6	1	13				17	22	277	17	1	188
DEN - Denmark	5	For	18	46	365	11		13				29	46	378	10		286
		Agst	20	54	371	6		10				26	54	381	13		295
ESP - Spain	4	For	12	25	263	5		7				17	25	270	20		198
		Agst	23	30	262	12	2	19				35	32	281	8		207
FIN - Finland	4	For	13	30	302	6		8				19	30	310	19		229
		Agst	22	35	297	16	1	19				38	36	316	8		249
IRI - Iran	4	For	13	44	302	8		12				21	44	314	17		254
		Agst	19	35	305	9	2	17				28	37	322	12		244
LTU - Lithuania	5	For	33	23	318	17		20				50	23	338	5		254
		Agst	15	35	328	3		4				18	35	332	20		233
SLO - Slovenia	5	For	24	58	368	11	2	15				35	60	383	7		307
		Agst	19	35	367	5		6				24	35	373	16		288
SWE - Sweden	4	For	24	22	295	8	1	17				32	23	312	16		232
		Agst	21	14	283	8		16				29	14	299	17		224
USA - United States	4	For	12	37	292	3	3	12				15	40	304	16		235
		Agst	16	40	297	12	1	17				28	41	314	13		250
TOTALS	27		245	411	3865	108	11	168				353	422	4033	171	1	3106

Legend:									
Bk	Blocks	Ch	Change Made	F	Fouls	G	Goals	MP	Matches Played
No	Shirt Number	OG	Own Goals	PM	Penalties Made	T	Throws		



OVERALL TEAM STATISTICS

运动队技术统计

Team	MP		Throws			Penalties			Free			Totals			PM	OG	BK
			G	F	T	G	F	T	G	F	T	G	F	T			
BEL - Belgium	5	For	25	44	379	8	2	12				33	46	391	17		298
		Agst	26	37	370	16	1	17				42	38	387	13		300
BRA - Brazil	5	For	16	28	344	9	1	15				25	29	359	21	1	284
		Agst	28	28	345	10		21				38	28	366	15		294
CAN - Canada	5	For	15	31	378	12	1	19				27	32	397	9		307
		Agst	25	47	376	5	3	9				30	50	385	19		334
CHN - China	4	For	40	23	259	10	1	18				50	24	277	14		222
		Agst	11	21	264	6	1	13				17	22	277	17	1	188
DEN - Denmark	5	For	18	46	365	11		13				29	46	378	10		286
		Agst	20	54	371	6		10				26	54	381	13		295
ESP - Spain	4	For	12	25	263	5		7				17	25	270	20		198
		Agst	23	30	262	12	2	19				35	32	281	8		207
FIN - Finland	4	For	13	30	302	6		8				19	30	310	19		229
		Agst	22	35	297	16	1	19				38	36	316	8		249
IRI - Iran	4	For	13	44	302	8		12				21	44	314	17		254
		Agst	19	35	305	9	2	17				28	37	322	12		244
LTU - Lithuania	5	For	33	23	318	17		20				50	23	338	5		254
		Agst	15	35	328	3		4				18	35	332	20		233
SLO - Slovenia	5	For	24	58	368	11	2	15				35	60	383	7		307
		Agst	19	35	367	5		6				24	35	373	16		288
SWE - Sweden	5	For	27	33	371	14	2	25				41	35	396	18		295
		Agst	22	26	359	8	1	18				30	27	377	25		287
USA - United States	5	For	13	49	368	3	4	14				16	53	382	24		298
		Agst	19	51	373	18	2	25				37	53	398	15		313
TOTALS	28		249	434	4017	114	13	178				363	447	4195	181	1	3232

Legend:									
Bk	Blocks	Ch	Change Made	F	Fouls	G	Goals	MP	Matches Played
No	Shirt Number	OG	Own Goals	PM	Penalties Made	T	Throws		



OVERALL TEAM STATISTICS

运动队技术统计

Team	MP		Throws			Penalties			Free			Totals			PM	OG	BK
			G	F	T	G	F	T	G	F	T	G	F	T			
BEL - Belgium	5	For	25	44	379	8	2	12				33	46	391	17		298
		Agst	26	37	370	16	1	17				42	38	387	13		300
BRA - Brazil	5	For	16	28	344	9	1	15				25	29	359	21	1	284
		Agst	28	28	345	10		21				38	28	366	15		294
CAN - Canada	5	For	15	31	378	12	1	19				27	32	397	9		307
		Agst	25	47	376	5	3	9				30	50	385	19		334
CHN - China	4	For	40	23	259	10	1	18				50	24	277	14		222
		Agst	11	21	264	6	1	13				17	22	277	17	1	188
DEN - Denmark	5	For	18	46	365	11		13				29	46	378	10		286
		Agst	20	54	371	6		10				26	54	381	13		295
ESP - Spain	5	For	14	38	343	6		8				20	38	351	24		265
		Agst	27	42	344	15	2	23				42	44	367	9		271
FIN - Finland	5	For	17	42	384	9		12				26	42	396	20		293
		Agst	24	48	377	17	1	20				41	49	397	12		316
IRI - Iran	4	For	13	44	302	8		12				21	44	314	17		254
		Agst	19	35	305	9	2	17				28	37	322	12		244
LTU - Lithuania	5	For	33	23	318	17		20				50	23	338	5		254
		Agst	15	35	328	3		4				18	35	332	20		233
SLO - Slovenia	5	For	24	58	368	11	2	15				35	60	383	7		307
		Agst	19	35	367	5		6				24	35	373	16		288
SWE - Sweden	5	For	27	33	371	14	2	25				41	35	396	18		295
		Agst	22	26	359	8	1	18				30	27	377	25		287
USA - United States	5	For	13	49	368	3	4	14				16	53	382	24		298
		Agst	19	51	373	18	2	25				37	53	398	15		313
TOTALS	29		255	459	4179	118	13	183				373	472	4362	186	1	3363

Legend:									
Bk	Blocks	Ch	Change Made	F	Fouls	G	Goals	MP	Matches Played
No	Shirt Number	OG	Own Goals	PM	Penalties Made	T	Throws		



OVERALL TEAM STATISTICS

运动队技术统计

Team	MP		Throws			Penalties			Free			Totals			PM	OG	BK
			G	F	T	G	F	T	G	F	T	G	F	T			
BEL - Belgium	1	For	4		74	1		2				5		76	3		54
		Agst	6	1	68	3		3				9	1	71	3		60
BRA - Brazil	1	For	5		69	1		4				6		73	5		50
		Agst	7		69	1		5				8		74	4		56
CAN - Canada	0	For															
		Agst															
CHN - China	0	For															
		Agst															
DEN - Denmark	1	For	2		67			1				2		68	4		55
		Agst			68	2		4				2		72	1		58
ESP - Spain	1	For			68	2		4				2		72	1		58
		Agst	2		67			1				2		68	4		55
FIN - Finland	0	For															
		Agst															
IRI - Iran	0	For															
		Agst															
LTU - Lithuania	1	For	6	1	68	3		3				9	1	71	3		60
		Agst	4		74	1		2				5		76	3		54
SLO - Slovenia	0	For															
		Agst															
SWE - Sweden	1	For	7		69	1		5				8		74	4		56
		Agst	5		69	1		4				6		73	5		50
USA - United States	0	For															
		Agst															
TOTALS	3		24	1	415	8		19			32	1	434	20		333	

Legend:									
Bk	Blocks	Ch	Change Made	F	Fouls	G	Goals	MP	Matches Played
No	Shirt Number	OG	Own Goals	PM	Penalties Made	T	Throws		




OVERALL TEAM STATISTICS

运动队技术统计

Team	MP		Throws			Penalties			Free			Totals			PM	OG	BK
			G	F	T	G	F	T	G	F	T	G	F	T			
BEL - Belgium	5	For	25	44	379	8	2	12				33	46	391	17		298
		Agst	26	37	370	16	1	17				42	38	387	13		300
BRA - Brazil	5	For	16	28	344	9	1	15				25	29	359	21	1	284
		Agst	28	28	345	10		21				38	28	366	15		294
CAN - Canada	5	For	15	31	378	12	1	19				27	32	397	9		307
		Agst	25	47	376	5	3	9				30	50	385	19		334
CHN - China	5	For	43	29	338	13	2	25				56	31	363	22		292
		Agst	15	29	345	10	2	19				25	31	364	24	1	261
DEN - Denmark	5	For	18	46	365	11		13				29	46	378	10		286
		Agst	20	54	371	6		10				26	54	381	13		295
ESP - Spain	5	For	14	38	343	6		8				20	38	351	24		265
		Agst	27	42	344	15	2	23				42	44	367	9		271
FIN - Finland	5	For	17	42	384	9		12				26	42	396	20		293
		Agst	24	48	377	17	1	20				41	49	397	12		316
IRI - Iran	5	For	17	52	383	12	1	18				29	53	401	24		327
		Agst	22	41	384	12	3	24				34	44	408	20		314
LTU - Lithuania	5	For	33	23	318	17		20				50	23	338	5		254
		Agst	15	35	328	3		4				18	35	332	20		233
SLO - Slovenia	5	For	24	58	368	11	2	15				35	60	383	7		307
		Agst	19	35	367	5		6				24	35	373	16		288
SWE - Sweden	5	For	27	33	371	14	2	25				41	35	396	18		295
		Agst	22	26	359	8	1	18				30	27	377	25		287
USA - United States	5	For	13	49	368	3	4	14				16	53	382	24		298
		Agst	19	51	373	18	2	25				37	53	398	15		313
TOTALS	30		262	473	4339	125	15	196				387	488	4535	201	1	3506

Legend:									
Bk	Blocks	Ch	Change Made	F	Fouls	G	Goals	MP	Matches Played
No	Shirt Number	OG	Own Goals	PM	Penalties Made	T	Throws		



OVERALL TEAM STATISTICS

运动队技术统计

Team	MP		Throws			Penalties			Free			Totals			PM	OG	BK
			G	F	T	G	F	T	G	F	T	G	F	T			
BEL - Belgium	5	For	25	44	379	8	2	12				33	46	391	17		298
		Agst	26	37	370	16	1	17				42	38	387	13		300
BRA - Brazil	5	For	16	28	344	9	1	15				25	29	359	21	1	284
		Agst	28	28	345	10		21				38	28	366	15		294
CAN - Canada	5	For	15	31	378	12	1	19				27	32	397	9		307
		Agst	25	47	376	5	3	9				30	50	385	19		334
CHN - China	5	For	43	29	338	13	2	25				56	31	363	22		292
		Agst	15	29	345	10	2	19				25	31	364	24	1	261
DEN - Denmark	5	For	18	46	365	11		13				29	46	378	10		286
		Agst	20	54	371	6		10				26	54	381	13		295
ESP - Spain	5	For	14	38	343	6		8				20	38	351	24		265
		Agst	27	42	344	15	2	23				42	44	367	9		271
FIN - Finland	5	For	17	42	384	9		12				26	42	396	20		293
		Agst	24	48	377	17	1	20				41	49	397	12		316
IRI - Iran	5	For	17	52	383	12	1	18				29	53	401	24		327
		Agst	22	41	384	12	3	24				34	44	408	20		314
LTU - Lithuania	5	For	33	23	318	17		20				50	23	338	5		254
		Agst	15	35	328	3		4				18	35	332	20		233
SLO - Slovenia	6	For	26	70	435	11	2	15				37	72	450	9		373
		Agst	22	42	439	6		8				28	42	447	16		342
SWE - Sweden	5	For	27	33	371	14	2	25				41	35	396	18		295
		Agst	22	26	359	8	1	18				30	27	377	25		287
USA - United States	6	For	16	56	440	4	4	16				20	60	456	24		352
		Agst	21	63	440	18	2	25				39	65	465	17		379
TOTALS	31		267	492	4478	126	15	198				393	507	4676	203	1	3626

Legend:									
Bk	Blocks	Ch	Change Made	F	Fouls	G	Goals	MP	Matches Played
No	Shirt Number	OG	Own Goals	PM	Penalties Made	T	Throws		



OVERALL TEAM STATISTICS

运动队技术统计

Team	MP		Throws			Penalties			Free			Totals			PM	OG	BK
			G	F	T	G	F	T	G	F	T	G	F	T			
BEL - Belgium	5	For	25	44	379	8	2	12				33	46	391	17		298
		Agst	26	37	370	16	1	17				42	38	387	13		300
BRA - Brazil	5	For	16	28	344	9	1	15				25	29	359	21	1	284
		Agst	28	28	345	10		21				38	28	366	15		294
CAN - Canada	5	For	15	31	378	12	1	19				27	32	397	9		307
		Agst	25	47	376	5	3	9				30	50	385	19		334
CHN - China	5	For	43	29	338	13	2	25				56	31	363	22		292
		Agst	15	29	345	10	2	19				25	31	364	24	1	261
DEN - Denmark	6	For	20	56	431	11		14				31	56	445	12		338
		Agst	23	64	438	7	1	12				30	65	450	14		349
ESP - Spain	5	For	14	38	343	6		8				20	38	351	24		265
		Agst	27	42	344	15	2	23				42	44	367	9		271
FIN - Finland	5	For	17	42	384	9		12				26	42	396	20		293
		Agst	24	48	377	17	1	20				41	49	397	12		316
IRI - Iran	5	For	17	52	383	12	1	18				29	53	401	24		327
		Agst	22	41	384	12	3	24				34	44	408	20		314
LTU - Lithuania	5	For	33	23	318	17		20				50	23	338	5		254
		Agst	15	35	328	3		4				18	35	332	20		233
SLO - Slovenia	6	For	26	70	435	11	2	15				37	72	450	9		373
		Agst	22	42	439	6		8				28	42	447	16		342
SWE - Sweden	6	For	30	43	438	15	3	27				45	46	465	19		349
		Agst	24	36	425	8	1	19				32	37	444	27		339
USA - United States	6	For	16	56	440	4	4	16				20	60	456	24		352
		Agst	21	63	440	18	2	25				39	65	465	17		379
TOTALS	32		272	512	4611	127	16	201				399	528	4812	206	1	3732

Legend:		Ch	F	G	MP
Bk	Blocks	Change Made	F	Goals	Matches Played
No	Shirt Number	Own Goals	PM	T	
				Throws	



OVERALL TEAM STATISTICS

运动队技术统计

Team	MP		Throws			Penalties			Free			Totals			PM	OG	BK
			G	F	T	G	F	T	G	F	T	G	F	T			
BEL - Belgium	5	For	25	44	379	8	2	12				33	46	391	17		298
		Agst	26	37	370	16	1	17				42	38	387	13		300
BRA - Brazil	5	For	16	28	344	9	1	15				25	29	359	21	1	284
		Agst	28	28	345	10		21				38	28	366	15		294
CAN - Canada	6	For	15	33	422	12	1	20				27	34	442	15		344
		Agst	29	51	419	11	3	15				40	54	434	20		376
CHN - China	5	For	43	29	338	13	2	25				56	31	363	22		292
		Agst	15	29	345	10	2	19				25	31	364	24	1	261
DEN - Denmark	6	For	20	56	431	11		14				31	56	445	12		338
		Agst	23	64	438	7	1	12				30	65	450	14		349
ESP - Spain	5	For	14	38	343	6		8				20	38	351	24		265
		Agst	27	42	344	15	2	23				42	44	367	9		271
FIN - Finland	5	For	17	42	384	9		12				26	42	396	20		293
		Agst	24	48	377	17	1	20				41	49	397	12		316
IRI - Iran	5	For	17	52	383	12	1	18				29	53	401	24		327
		Agst	22	41	384	12	3	24				34	44	408	20		314
LTU - Lithuania	6	For	37	27	361	23		26				60	27	387	6		296
		Agst	15	37	372	3		5				18	37	377	26		270
SLO - Slovenia	6	For	26	70	435	11	2	15				37	72	450	9		373
		Agst	22	42	439	6		8				28	42	447	16		342
SWE - Sweden	6	For	30	43	438	15	3	27				45	46	465	19		349
		Agst	24	36	425	8	1	19				32	37	444	27		339
USA - United States	6	For	16	56	440	4	4	16				20	60	456	24		352
		Agst	21	63	440	18	2	25				39	65	465	17		379
TOTALS	33		276	518	4698	133	16	208				409	534	4906	213	1	3811

Legend:									
Bk	Blocks	Ch	Change Made	F	Fouls	G	Goals	MP	Matches Played
No	Shirt Number	OG	Own Goals	PM	Penalties Made	T	Throws		




OVERALL TEAM STATISTICS

运动队技术统计

Team	MP		Throws			Penalties			Free			Totals			PM	OG	BK
			G	F	T	G	F	T	G	F	T	G	F	T			
BEL - Belgium	5	For	25	44	379	8	2	12				33	46	391	17		298
		Agst	26	37	370	16	1	17				42	38	387	13		300
BRA - Brazil	5	For	16	28	344	9	1	15				25	29	359	21	1	284
		Agst	28	28	345	10		21				38	28	366	15		294
CAN - Canada	6	For	15	33	422	12	1	20				27	34	442	15		344
		Agst	29	51	419	11	3	15				40	54	434	20		376
CHN - China	6	For	50	35	422	13	2	27				63	37	449	24		358
		Agst	20	38	425	11	3	21				31	41	446	26	1	334
DEN - Denmark	6	For	20	56	431	11		14				31	56	445	12		338
		Agst	23	64	438	7	1	12				30	65	450	14		349
ESP - Spain	5	For	14	38	343	6		8				20	38	351	24		265
		Agst	27	42	344	15	2	23				42	44	367	9		271
FIN - Finland	6	For	22	51	464	10	1	14				32	52	478	22		366
		Agst	31	54	461	17	1	22				48	55	483	14		382
IRI - Iran	5	For	17	52	383	12	1	18				29	53	401	24		327
		Agst	22	41	384	12	3	24				34	44	408	20		314
LTU - Lithuania	6	For	37	27	361	23		26				60	27	387	6		296
		Agst	15	37	372	3		5				18	37	377	26		270
SLO - Slovenia	6	For	26	70	435	11	2	15				37	72	450	9		373
		Agst	22	42	439	6		8				28	42	447	16		342
SWE - Sweden	6	For	30	43	438	15	3	27				45	46	465	19		349
		Agst	24	36	425	8	1	19				32	37	444	27		339
USA - United States	6	For	16	56	440	4	4	16				20	60	456	24		352
		Agst	21	63	440	18	2	25				39	65	465	17		379
TOTALS	34		288	533	4862	134	17	212				422	550	5074	217	1	3950

Legend:

Bk	Blocks	Ch	Change Made	F	Fouls	G	Goals	MP	Matches Played
No	Shirt Number	OG	Own Goals	PM	Penalties Made	T	Throws		



OVERALL TEAM STATISTICS

运动队技术统计

Team	MP		Throws			Penalties			Free			Totals			PM	OG	BK
			G	F	T	G	F	T	G	F	T	G	F	T			
BEL - Belgium	5	For	25	44	379	8	2	12				33	46	391	17		298
		Agst	26	37	370	16	1	17				42	38	387	13		300
BRA - Brazil	6	For	22	35	416	10	2	20				32	37	436	22	1	345
		Agst	30	37	417	11		22				41	37	439	20		355
CAN - Canada	6	For	15	33	422	12	1	20				27	34	442	15		344
		Agst	29	51	419	11	3	15				40	54	434	20		376
CHN - China	6	For	50	35	422	13	2	27				63	37	449	24		358
		Agst	20	38	425	11	3	21				31	41	446	26	1	334
DEN - Denmark	6	For	20	56	431	11		14				31	56	445	12		338
		Agst	23	64	438	7	1	12				30	65	450	14		349
ESP - Spain	6	For	16	47	415	7		9				23	47	424	29		326
		Agst	33	49	416	16	3	28				49	52	444	10		332
FIN - Finland	6	For	22	51	464	10	1	14				32	52	478	22		366
		Agst	31	54	461	17	1	22				48	55	483	14		382
IRI - Iran	5	For	17	52	383	12	1	18				29	53	401	24		327
		Agst	22	41	384	12	3	24				34	44	408	20		314
LTU - Lithuania	6	For	37	27	361	23		26				60	27	387	6		296
		Agst	15	37	372	3		5				18	37	377	26		270
SLO - Slovenia	6	For	26	70	435	11	2	15				37	72	450	9		373
		Agst	22	42	439	6		8				28	42	447	16		342
SWE - Sweden	6	For	30	43	438	15	3	27				45	46	465	19		349
		Agst	24	36	425	8	1	19				32	37	444	27		339
USA - United States	6	For	16	56	440	4	4	16				20	60	456	24		352
		Agst	21	63	440	18	2	25				39	65	465	17		379
TOTALS	35		296	549	5006	136	18	218				432	567	5224	223	1	4072

Legend:

Bk	Blocks	Ch	Change Made	F	Fouls	G	Goals	MP	Matches Played
No	Shirt Number	OG	Own Goals	PM	Penalties Made	T	Throws		



OVERALL TEAM STATISTICS

运动队技术统计

Team	MP		Throws			Penalties			Free			Totals			PM	OG	BK
			G	F	T	G	F	T	G	F	T	G	F	T			
BEL - Belgium	6	For	27	54	458	8	3	14				35	57	472	18		358
		Agst	32	46	446	17	1	18				49	47	464	15		368
BRA - Brazil	6	For	22	35	416	10	2	20				32	37	436	22	1	345
		Agst	30	37	417	11		22				41	37	439	20		355
CAN - Canada	6	For	15	33	422	12	1	20				27	34	442	15		344
		Agst	29	51	419	11	3	15				40	54	434	20		376
CHN - China	6	For	50	35	422	13	2	27				63	37	449	24		358
		Agst	20	38	425	11	3	21				31	41	446	26	1	334
DEN - Denmark	6	For	20	56	431	11		14				31	56	445	12		338
		Agst	23	64	438	7	1	12				30	65	450	14		349
ESP - Spain	6	For	16	47	415	7		9				23	47	424	29		326
		Agst	33	49	416	16	3	28				49	52	444	10		332
FIN - Finland	6	For	22	51	464	10	1	14				32	52	478	22		366
		Agst	31	54	461	17	1	22				48	55	483	14		382
IRI - Iran	6	For	23	61	459	13	1	19				36	62	478	26		395
		Agst	24	51	463	12	4	26				36	55	489	21		374
LTU - Lithuania	6	For	37	27	361	23		26				60	27	387	6		296
		Agst	15	37	372	3		5				18	37	377	26		270
SLO - Slovenia	6	For	26	70	435	11	2	15				37	72	450	9		373
		Agst	22	42	439	6		8				28	42	447	16		342
SWE - Sweden	6	For	30	43	438	15	3	27				45	46	465	19		349
		Agst	24	36	425	8	1	19				32	37	444	27		339
USA - United States	6	For	16	56	440	4	4	16				20	60	456	24		352
		Agst	21	63	440	18	2	25				39	65	465	17		379
TOTALS	36		304	568	5161	137	19	221				441	587	5382	226	1	4200

Legend:									
Bk	Blocks	Ch	Change Made	F	Fouls	G	Goals	MP	Matches Played
No	Shirt Number	OG	Own Goals	PM	Penalties Made	T	Throws		




OVERALL TEAM STATISTICS

运动队技术统计

Team	MP		Throws			Penalties			Free			Totals			PM	OG	BK
			G	F	T	G	F	T	G	F	T	G	F	T			
BEL - Belgium	6	For	27	54	458	8	3	14				35	57	472	18		358
		Agst	32	46	446	17	1	18				49	47	464	15		368
BRA - Brazil	6	For	22	35	416	10	2	20				32	37	436	22	1	345
		Agst	30	37	417	11		22				41	37	439	20		355
CAN - Canada	6	For	15	33	422	12	1	20				27	34	442	15		344
		Agst	29	51	419	11	3	15				40	54	434	20		376
CHN - China	6	For	50	35	422	13	2	27				63	37	449	24		358
		Agst	20	38	425	11	3	21				31	41	446	26	1	334
DEN - Denmark	7	For	25	74	505	12		17				37	74	522	13		401
		Agst	27	73	513	7	1	13				34	74	526	17		402
ESP - Spain	6	For	16	47	415	7		9				23	47	424	29		326
		Agst	33	49	416	16	3	28				49	52	444	10		332
FIN - Finland	6	For	22	51	464	10	1	14				32	52	478	22		366
		Agst	31	54	461	17	1	22				48	55	483	14		382
IRI - Iran	6	For	23	61	459	13	1	19				36	62	478	26		395
		Agst	24	51	463	12	4	26				36	55	489	21		374
LTU - Lithuania	6	For	37	27	361	23		26				60	27	387	6		296
		Agst	15	37	372	3		5				18	37	377	26		270
SLO - Slovenia	7	For	30	79	510	11	2	16				41	81	526	12		426
		Agst	27	60	513	7		11				34	60	524	17		405
SWE - Sweden	6	For	30	43	438	15	3	27				45	46	465	19		349
		Agst	24	36	425	8	1	19				32	37	444	27		339
USA - United States	6	For	16	56	440	4	4	16				20	60	456	24		352
		Agst	21	63	440	18	2	25				39	65	465	17		379
TOTALS	37		313	595	5310	138	19	225				451	614	5535	230	1	4316

Legend:									
Bk	Blocks	Ch	Change Made	F	Fouls	G	Goals	MP	Matches Played
No	Shirt Number	OG	Own Goals	PM	Penalties Made	T	Throws		




OVERALL TEAM STATISTICS

运动队技术统计

Team	MP		Throws			Penalties			Free			Totals			PM	OG	BK
			G	F	T	G	F	T	G	F	T	G	F	T			
BEL - Belgium	6	For	27	54	458	8	3	14				35	57	472	18		358
		Agst	32	46	446	17	1	18				49	47	464	15		368
BRA - Brazil	6	For	22	35	416	10	2	20				32	37	436	22	1	345
		Agst	30	37	417	11		22				41	37	439	20		355
CAN - Canada	7	For	21	45	506	12	1	20				33	46	526	18		416
		Agst	32	61	503	13	3	18				45	64	521	20		442
CHN - China	6	For	50	35	422	13	2	27				63	37	449	24		358
		Agst	20	38	425	11	3	21				31	41	446	26	1	334
DEN - Denmark	7	For	25	74	505	12		17				37	74	522	13		401
		Agst	27	73	513	7	1	13				34	74	526	17		402
ESP - Spain	6	For	16	47	415	7		9				23	47	424	29		326
		Agst	33	49	416	16	3	28				49	52	444	10		332
FIN - Finland	7	For	25	61	548	12	1	17				37	62	565	22		432
		Agst	37	66	545	17	1	22				54	67	567	17		454
IRI - Iran	6	For	23	61	459	13	1	19				36	62	478	26		395
		Agst	24	51	463	12	4	26				36	55	489	21		374
LTU - Lithuania	6	For	37	27	361	23		26				60	27	387	6		296
		Agst	15	37	372	3		5				18	37	377	26		270
SLO - Slovenia	7	For	30	79	510	11	2	16				41	81	526	12		426
		Agst	27	60	513	7		11				34	60	524	17		405
SWE - Sweden	6	For	30	43	438	15	3	27				45	46	465	19		349
		Agst	24	36	425	8	1	19				32	37	444	27		339
USA - United States	6	For	16	56	440	4	4	16				20	60	456	24		352
		Agst	21	63	440	18	2	25				39	65	465	17		379
TOTALS	38		322	617	5478	140	19	228				462	636	5706	233	1	4454

Legend:									
Bk	Blocks	Ch	Change Made	F	Fouls	G	Goals	MP	Matches Played
No	Shirt Number	OG	Own Goals	PM	Penalties Made	T	Throws		




OVERALL TEAM STATISTICS

运动队技术统计

Team	MP		Throws			Penalties			Free			Totals			PM	OG	BK
			G	F	T	G	F	T	G	F	T	G	F	T			
BEL - Belgium	6	For	27	54	458	8	3	14				35	57	472	18		358
		Agst	32	46	446	17	1	18				49	47	464	15		368
BRA - Brazil	6	For	22	35	416	10	2	20				32	37	436	22	1	345
		Agst	30	37	417	11		22				41	37	439	20		355
CAN - Canada	7	For	21	45	506	12	1	20				33	46	526	18		416
		Agst	32	61	503	13	3	18				45	64	521	20		442
CHN - China	6	For	50	35	422	13	2	27				63	37	449	24		358
		Agst	20	38	425	11	3	21				31	41	446	26	1	334
DEN - Denmark	7	For	25	74	505	12		17				37	74	522	13		401
		Agst	27	73	513	7	1	13				34	74	526	17		402
ESP - Spain	6	For	16	47	415	7		9				23	47	424	29		326
		Agst	33	49	416	16	3	28				49	52	444	10		332
FIN - Finland	7	For	25	61	548	12	1	17				37	62	565	22		432
		Agst	37	66	545	17	1	22				54	67	567	17		454
IRI - Iran	6	For	23	61	459	13	1	19				36	62	478	26		395
		Agst	24	51	463	12	4	26				36	55	489	21		374
LTU - Lithuania	7	For	44	36	439	26	1	30				70	37	469	6		361
		Agst	18	48	451	3		5				21	48	456	30		332
SLO - Slovenia	7	For	30	79	510	11	2	16				41	81	526	12		426
		Agst	27	60	513	7		11				34	60	524	17		405
SWE - Sweden	7	For	33	54	517	15	3	27				48	57	544	23		411
		Agst	31	45	503	11	2	23				42	47	526	27		404
USA - United States	6	For	16	56	440	4	4	16				20	60	456	24		352
		Agst	21	63	440	18	2	25				39	65	465	17		379
TOTALS	39		332	637	5635	143	20	232				475	657	5867	237	1	4581

Legend:									
Bk	Blocks	Ch	Change Made	F	Fouls	G	Goals	MP	Matches Played
No	Shirt Number	OG	Own Goals	PM	Penalties Made	T	Throws		



OVERALL TEAM STATISTICS

运动队技术统计

Team	MP		Throws			Penalties			Free			Totals			PM	OG	BK
			G	F	T	G	F	T	G	F	T	G	F	T			
BEL - Belgium	1	For	4		74	1		2				5		76	3		54
		Agst	6	1	68	3		3				9	1	71	3		60
BRA - Brazil	1	For	5		69	1		4				6		73	5		50
		Agst	7		69	1		5				8		74	4		56
CAN - Canada	1	For	6	9	80	3		5				9	9	85	1		63
		Agst	4	11	79	1		1				5	11	80	5		66
CHN - China	0	For															
		Agst															
DEN - Denmark	1	For	2		67			1				2		68	4		55
		Agst			68	2		4				2		72	1		58
ESP - Spain	1	For			68	2		4				2		72	1		58
		Agst	2		67			1				2		68	4		55
FIN - Finland	0	For															
		Agst															
IRI - Iran	1	For	4	11	79	1		1				5	11	80	5		66
		Agst	6	9	80	3		5				9	9	85	1		63
LTU - Lithuania	1	For	6	1	68	3		3				9	1	71	3		60
		Agst	4		74	1		2				5		76	3		54
SLO - Slovenia	0	For															
		Agst															
SWE - Sweden	1	For	7		69	1		5				8		74	4		56
		Agst	5		69	1		4				6		73	5		50
USA - United States	0	For															
		Agst															
TOTALS	4		34	21	574	12		25			46	21	599	26		462	

Legend:									
Bk	Blocks	Ch	Change Made	F	Fouls	G	Goals	MP	Matches Played
No	Shirt Number	OG	Own Goals	PM	Penalties Made	T	Throws		




OVERALL TEAM STATISTICS

运动队技术统计

Team	MP		Throws			Penalties			Free			Totals			PM	OG	BK
			G	F	T	G	F	T	G	F	T	G	F	T			
BEL - Belgium	6	For	27	54	458	8	3	14				35	57	472	18		358
		Agst	32	46	446	17	1	18				49	47	464	15		368
BRA - Brazil	6	For	22	35	416	10	2	20				32	37	436	22	1	345
		Agst	30	37	417	11		22				41	37	439	20		355
CAN - Canada	7	For	21	45	506	12	1	20				33	46	526	18		416
		Agst	32	61	503	13	3	18				45	64	521	20		442
CHN - China	7	For	54	40	499	13	2	28				67	42	527	24		425
		Agst	20	47	502	11	3	21				31	50	523	27	1	402
DEN - Denmark	7	For	25	74	505	12		17				37	74	522	13		401
		Agst	27	73	513	7	1	13				34	74	526	17		402
ESP - Spain	6	For	16	47	415	7		9				23	47	424	29		326
		Agst	33	49	416	16	3	28				49	52	444	10		332
FIN - Finland	7	For	25	61	548	12	1	17				37	62	565	22		432
		Agst	37	66	545	17	1	22				54	67	567	17		454
IRI - Iran	6	For	23	61	459	13	1	19				36	62	478	26		395
		Agst	24	51	463	12	4	26				36	55	489	21		374
LTU - Lithuania	7	For	44	36	439	26	1	30				70	37	469	6		361
		Agst	18	48	451	3		5				21	48	456	30		332
SLO - Slovenia	7	For	30	79	510	11	2	16				41	81	526	12		426
		Agst	27	60	513	7		11				34	60	524	17		405
SWE - Sweden	7	For	33	54	517	15	3	27				48	57	544	23		411
		Agst	31	45	503	11	2	23				42	47	526	27		404
USA - United States	7	For	16	65	517	4	4	16				20	69	533	25		420
		Agst	25	68	517	18	2	26				43	70	543	17		446
TOTALS	40		336	651	5789	143	20	233				479	671	6022	238	1	4716

Legend:									
Bk	Blocks	Ch	Change Made	F	Fouls	G	Goals	MP	Matches Played
No	Shirt Number	OG	Own Goals	PM	Penalties Made	T	Throws		




OVERALL TEAM STATISTICS

运动队技术统计

Team	MP		Throws			Penalties			Free			Totals			PM	OG	BK
			G	F	T	G	F	T	G	F	T	G	F	T			
BEL - Belgium	6	For	27	54	458	8	3	14				35	57	472	18		358
		Agst	32	46	446	17	1	18				49	47	464	15		368
BRA - Brazil	6	For	22	35	416	10	2	20				32	37	436	22	1	345
		Agst	30	37	417	11		22				41	37	439	20		355
CAN - Canada	7	For	21	45	506	12	1	20				33	46	526	18		416
		Agst	32	61	503	13	3	18				45	64	521	20		442
CHN - China	7	For	54	40	499	13	2	28				67	42	527	24		425
		Agst	20	47	502	11	3	21				31	50	523	27	1	402
DEN - Denmark	7	For	25	74	505	12		17				37	74	522	13		401
		Agst	27	73	513	7	1	13				34	74	526	17		402
ESP - Spain	6	For	16	47	415	7		9				23	47	424	29		326
		Agst	33	49	416	16	3	28				49	52	444	10		332
FIN - Finland	8	For	29	75	624	14	2	20				43	77	644	25		495
		Agst	40	75	620	19	2	25				59	77	645	20		512
IRI - Iran	6	For	23	61	459	13	1	19				36	62	478	26		395
		Agst	24	51	463	12	4	26				36	55	489	21		374
LTU - Lithuania	7	For	44	36	439	26	1	30				70	37	469	6		361
		Agst	18	48	451	3		5				21	48	456	30		332
SLO - Slovenia	8	For	33	88	585	13	3	19				46	91	604	15		484
		Agst	31	74	589	9	1	14				40	75	603	20		468
SWE - Sweden	7	For	33	54	517	15	3	27				48	57	544	23		411
		Agst	31	45	503	11	2	23				42	47	526	27		404
USA - United States	7	For	16	65	517	4	4	16				20	69	533	25		420
		Agst	25	68	517	18	2	26				43	70	543	17		446
TOTALS	41		343	674	5940	147	22	239				490	696	6179	244	1	4837

Legend:									
Bk	Blocks	Ch	Change Made	F	Fouls	G	Goals	MP	Matches Played
No	Shirt Number	OG	Own Goals	PM	Penalties Made	T	Throws		



OVERALL TEAM STATISTICS

运动队技术统计

Team	MP		Throws			Penalties			Free			Totals			PM	OG	BK
			G	F	T	G	F	T	G	F	T	G	F	T			
BEL - Belgium	6	For	27	54	458	8	3	14				35	57	472	18		358
		Agst	32	46	446	17	1	18				49	47	464	15		368
BRA - Brazil	6	For	22	35	416	10	2	20				32	37	436	22	1	345
		Agst	30	37	417	11		22				41	37	439	20		355
CAN - Canada	8	For	27	47	578	14	1	23				41	48	601	19		475
		Agst	37	69	574	13	4	19				50	73	593	24		507
CHN - China	7	For	54	40	499	13	2	28				67	42	527	24		425
		Agst	20	47	502	11	3	21				31	50	523	27	1	402
DEN - Denmark	8	For	30	82	576	12	1	18				42	83	594	17		466
		Agst	33	75	585	9	1	16				42	76	601	18		461
ESP - Spain	6	For	16	47	415	7		9				23	47	424	29		326
		Agst	33	49	416	16	3	28				49	52	444	10		332
FIN - Finland	8	For	29	75	624	14	2	20				43	77	644	25		495
		Agst	40	75	620	19	2	25				59	77	645	20		512
IRI - Iran	6	For	23	61	459	13	1	19				36	62	478	26		395
		Agst	24	51	463	12	4	26				36	55	489	21		374
LTU - Lithuania	7	For	44	36	439	26	1	30				70	37	469	6		361
		Agst	18	48	451	3		5				21	48	456	30		332
SLO - Slovenia	8	For	33	88	585	13	3	19				46	91	604	15		484
		Agst	31	74	589	9	1	14				40	75	603	20		468
SWE - Sweden	7	For	33	54	517	15	3	27				48	57	544	23		411
		Agst	31	45	503	11	2	23				42	47	526	27		404
USA - United States	7	For	16	65	517	4	4	16				20	69	533	25		420
		Agst	25	68	517	18	2	26				43	70	543	17		446
TOTALS	42		354	684	6083	149	23	243				503	707	6326	249	1	4961

Legend:									
Bk	Blocks	Ch	Change Made	F	Fouls	G	Goals	MP	Matches Played
No	Shirt Number	OG	Own Goals	PM	Penalties Made	T	Throws		



OVERALL TEAM STATISTICS

运动队技术统计

Team	MP		Throws			Penalties			Free			Totals			PM	OG	BK
			G	F	T	G	F	T	G	F	T	G	F	T			
BEL - Belgium	6	For	27	54	458	8	3	14				35	57	472	18		358
		Agst	32	46	446	17	1	18				49	47	464	15		368
BRA - Brazil	6	For	22	35	416	10	2	20				32	37	436	22	1	345
		Agst	30	37	417	11		22				41	37	439	20		355
CAN - Canada	8	For	27	47	578	14	1	23				41	48	601	19		475
		Agst	37	69	574	13	4	19				50	73	593	24		507
CHN - China	7	For	54	40	499	13	2	28				67	42	527	24		425
		Agst	20	47	502	11	3	21				31	50	523	27	1	402
DEN - Denmark	8	For	30	82	576	12	1	18				42	83	594	17		466
		Agst	33	75	585	9	1	16				42	76	601	18		461
ESP - Spain	6	For	16	47	415	7		9				23	47	424	29		326
		Agst	33	49	416	16	3	28				49	52	444	10		332
FIN - Finland	8	For	29	75	624	14	2	20				43	77	644	25		495
		Agst	40	75	620	19	2	25				59	77	645	20		512
IRI - Iran	6	For	23	61	459	13	1	19				36	62	478	26		395
		Agst	24	51	463	12	4	26				36	55	489	21		374
LTU - Lithuania	7	For	44	36	439	26	1	30				70	37	469	6		361
		Agst	18	48	451	3		5				21	48	456	30		332
SLO - Slovenia	8	For	33	88	585	13	3	19				46	91	604	15		484
		Agst	31	74	589	9	1	14				40	75	603	20		468
SWE - Sweden	8	For	37	61	592	16	4	30				53	65	622	25		479
		Agst	32	53	580	12	2	25				44	55	605	30		469
USA - United States	8	For	17	73	594	5	4	18				22	77	612	28		485
		Agst	29	75	592	19	3	29				48	78	621	19		514
TOTALS	43		359	699	6235	151	24	248				510	723	6483	254	1	5094

Legend:									
Bk	Blocks	Ch	Change Made	F	Fouls	G	Goals	MP	Matches Played
No	Shirt Number	OG	Own Goals	PM	Penalties Made	T	Throws		




OVERALL TEAM STATISTICS

运动队技术统计

Team	MP		Throws			Penalties			Free			Totals			PM	OG	BK
			G	F	T	G	F	T	G	F	T	G	F	T			
BEL - Belgium	6	For	27	54	458	8	3	14				35	57	472	18		358
		Agst	32	46	446	17	1	18				49	47	464	15		368
BRA - Brazil	6	For	22	35	416	10	2	20				32	37	436	22	1	345
		Agst	30	37	417	11		22				41	37	439	20		355
CAN - Canada	8	For	27	47	578	14	1	23				41	48	601	19		475
		Agst	37	69	574	13	4	19				50	73	593	24		507
CHN - China	8	For	61	45	573	15	2	31				76	47	604	33		493
		Agst	21	53	576	18	4	30				39	57	606	30	1	465
DEN - Denmark	8	For	30	82	576	12	1	18				42	83	594	17		466
		Agst	33	75	585	9	1	16				42	76	601	18		461
ESP - Spain	6	For	16	47	415	7		9				23	47	424	29		326
		Agst	33	49	416	16	3	28				49	52	444	10		332
FIN - Finland	8	For	29	75	624	14	2	20				43	77	644	25		495
		Agst	40	75	620	19	2	25				59	77	645	20		512
IRI - Iran	6	For	23	61	459	13	1	19				36	62	478	26		395
		Agst	24	51	463	12	4	26				36	55	489	21		374
LTU - Lithuania	8	For	45	42	513	33	2	39				78	44	552	9		424
		Agst	25	53	525	5		8				30	53	533	39		400
SLO - Slovenia	8	For	33	88	585	13	3	19				46	91	604	15		484
		Agst	31	74	589	9	1	14				40	75	603	20		468
SWE - Sweden	8	For	37	61	592	16	4	30				53	65	622	25		479
		Agst	32	53	580	12	2	25				44	55	605	30		469
USA - United States	8	For	17	73	594	5	4	18				22	77	612	28		485
		Agst	29	75	592	19	3	29				48	78	621	19		514
TOTALS	44		367	710	6383	160	25	260				527	735	6643	266	1	5225

Legend:

Bk	Blocks	Ch	Change Made	F	Fouls	G	Goals	MP	Matches Played
No	Shirt Number	OG	Own Goals	PM	Penalties Made	T	Throws		




OVERALL TEAM STATISTICS

运动队技术统计

Team	MP		Throws			Penalties			Free			Totals			PM	OG	BK
			G	F	T	G	F	T	G	F	T	G	F	T			
BEL - Belgium	1	For	4		74	1		2				5		76	3		54
		Agst	6	1	68	3		3				9	1	71	3		60
BRA - Brazil	1	For	5		69	1		4				6		73	5		50
		Agst	7		69	1		5				8		74	4		56
CAN - Canada	1	For	6	9	80	3		5				9	9	85	1		63
		Agst	4	11	79	1		1				5	11	80	5		66
CHN - China	0	For															
DEN - Denmark	1	For	2		67			1				2		68	4		55
		Agst			68	2		4				2		72	1		58
ESP - Spain	1	For			68	2		4				2		72	1		58
		Agst	2		67			1				2		68	4		55
FIN - Finland	1	For	1	9	82	1		2				2	9	84	3		65
		Agst	4	11	80	3		3				7	11	83	2		71
IRI - Iran	1	For	4	11	79	1		1				5	11	80	5		66
		Agst	6	9	80	3		5				9	9	85	1		63
LTU - Lithuania	1	For	6	1	68	3		3				9	1	71	3		60
		Agst	4		74	1		2				5		76	3		54
SLO - Slovenia	1	For	4	11	80	3		3				7	11	83	2		71
		Agst	1	9	82	1		2				2	9	84	3		65
SWE - Sweden	1	For	7		69	1		5				8		74	4		56
		Agst	5		69	1		4				6		73	5		50
USA - United States	0	For															
Agst																	
TOTALS	5		39	41	736	16		30			55	41	766	31		598	

Legend:									
Bk	Blocks	Ch	Change Made	F	Fouls	G	Goals	MP	Matches Played
No	Shirt Number	OG	Own Goals	PM	Penalties Made	T	Throws		



OVERALL TEAM STATISTICS

运动队技术统计

Team	MP		Throws			Penalties			Free			Totals			PM	OG	BK
			G	F	T	G	F	T	G	F	T	G	F	T			
BEL - Belgium	1	For	4		74	1		2				5		76	3		54
		Agst	6	1	68	3		3				9	1	71	3		60
BRA - Brazil	1	For	5		69	1		4				6		73	5		50
		Agst	7		69	1		5				8		74	4		56
CAN - Canada	1	For	6	9	80	3		5				9	9	85	1		63
		Agst	4	11	79	1		1				5	11	80	5		66
CHN - China	1	For	10	12	74	3	1	5				13	13	79	4		62
		Agst	2	9	70	1		3				3	9	73	4		49
DEN - Denmark	1	For	2		67			1				2		68	4		55
		Agst			68	2		4				2		72	1		58
ESP - Spain	1	For			68	2		4				2		72	1		58
		Agst	2		67			1				2		68	4		55
FIN - Finland	1	For	1	9	82	1		2				2	9	84	3		65
		Agst	4	11	80	3		3				7	11	83	2		71
IRI - Iran	1	For	4	11	79	1		1				5	11	80	5		66
		Agst	6	9	80	3		5				9	9	85	1		63
LTU - Lithuania	1	For	6	1	68	3		3				9	1	71	3		60
		Agst	4		74	1		2				5		76	3		54
SLO - Slovenia	1	For	4	11	80	3		3				7	11	83	2		71
		Agst	1	9	82	1		2				2	9	84	3		65
SWE - Sweden	1	For	7		69	1		5				8		74	4		56
		Agst	5		69	1		4				6		73	5		50
USA - United States	1	For	2	9	70	1		3				3	9	73	4		49
		Agst	10	12	74	3	1	5				13	13	79	4		62
TOTALS	6		51	62	880	20	1	38				71	63	918	39		709

Legend:									
Bk	Blocks	Ch	Change Made	F	Fouls	G	Goals	MP	Matches Played
No	Shirt Number	OG	Own Goals	PM	Penalties Made	T	Throws		



OVERALL TEAM STATISTICS

运动队技术统计

Team	MP		Throws			Penalties			Free			Totals			PM	OG	BK
			G	F	T	G	F	T	G	F	T	G	F	T			
BEL - Belgium	1	For	4		74	1		2				5		76	3		54
		Agst	6	1	68	3		3				9	1	71	3		60
BRA - Brazil	1	For	5		69	1		4				6		73	5		50
		Agst	7		69	1		5				8		74	4		56
CAN - Canada	1	For	6	9	80	3		5				9	9	85	1		63
		Agst	4	11	79	1		1				5	11	80	5		66
CHN - China	1	For	10	12	74	3	1	5				13	13	79	4		62
		Agst	2	9	70	1		3				3	9	73	4		49
DEN - Denmark	1	For	2		67			1				2		68	4		55
		Agst			68	2		4				2		72	1		58
ESP - Spain	1	For			68	2		4				2		72	1		58
		Agst	2		67			1				2		68	4		55
FIN - Finland	2	For	5	9	140	2		3				7	9	143	9		101
		Agst	14	11	138	8		9				22	11	147	3		116
IRI - Iran	1	For	4	11	79	1		1				5	11	80	5		66
		Agst	6	9	80	3		5				9	9	85	1		63
LTU - Lithuania	2	For	16	1	126	8		9				24	1	135	4		105
		Agst	8		132	2		3				10		135	9		90
SLO - Slovenia	1	For	4	11	80	3		3				7	11	83	2		71
		Agst	1	9	82	1		2				2	9	84	3		65
SWE - Sweden	1	For	7		69	1		5				8		74	4		56
		Agst	5		69	1		4				6		73	5		50
USA - United States	1	For	2	9	70	1		3				3	9	73	4		49
		Agst	10	12	74	3	1	5				13	13	79	4		62
TOTALS	7		65	62	996	26	1	45				91	63	1041	46		790

Legend:									
Bk	Blocks	Ch	Change Made	F	Fouls	G	Goals	MP	Matches Played
No	Shirt Number	OG	Own Goals	PM	Penalties Made	T	Throws		




OVERALL TEAM STATISTICS

运动队技术统计

Team	MP		Throws			Penalties			Free			Totals			PM	OG	BK
			G	F	T	G	F	T	G	F	T	G	F	T			
BEL - Belgium	1	For	4		74	1		2				5		76	3		54
		Agst	6	1	68	3		3				9	1	71	3		60
BRA - Brazil	1	For	5		69	1		4				6		73	5		50
		Agst	7		69	1		5				8		74	4		56
CAN - Canada	1	For	6	9	80	3		5				9	9	85	1		63
		Agst	4	11	79	1		1				5	11	80	5		66
CHN - China	2	For	22	12	134	4	1	9				26	13	143	8		108
		Agst	7	11	140	4		7				11	11	147	8		88
DEN - Denmark	1	For	2		67			1				2		68	4		55
		Agst			68	2		4				2		72	1		58
ESP - Spain	1	For			68	2		4				2		72	1		58
		Agst	2		67			1				2		68	4		55
FIN - Finland	2	For	5	9	140	2		3				7	9	143	9		101
		Agst	14	11	138	8		9				22	11	147	3		116
IRI - Iran	1	For	4	11	79	1		1				5	11	80	5		66
		Agst	6	9	80	3		5				9	9	85	1		63
LTU - Lithuania	2	For	16	1	126	8		9				24	1	135	4		105
		Agst	8		132	2		3				10		135	9		90
SLO - Slovenia	1	For	4	11	80	3		3				7	11	83	2		71
		Agst	1	9	82	1		2				2	9	84	3		65
SWE - Sweden	2	For	12	2	139	4		9				16	2	148	8		95
		Agst	17		129	2		8				19		137	9		96
USA - United States	1	For	2	9	70	1		3				3	9	73	4		49
		Agst	10	12	74	3	1	5				13	13	79	4		62
TOTALS	8		82	64	1126	30	1	53				112	65	1179	54		875

Legend:									
Bk	Blocks	Ch	Change Made	F	Fouls	G	Goals	MP	Matches Played
No	Shirt Number	OG	Own Goals	PM	Penalties Made	T	Throws		




OVERALL TEAM STATISTICS

运动队技术统计

Team	MP		Throws			Penalties			Free			Totals			PM	OG	BK
			G	F	T	G	F	T	G	F	T	G	F	T			
BEL - Belgium	1	For	4		74	1		2				5		76	3		54
		Agst	6	1	68	3		3				9	1	71	3		60
BRA - Brazil	1	For	5		69	1		4				6		73	5		50
		Agst	7		69	1		5				8		74	4		56
CAN - Canada	1	For	6	9	80	3		5				9	9	85	1		63
		Agst	4	11	79	1		1				5	11	80	5		66
CHN - China	2	For	22	12	134	4	1	9				26	13	143	8		108
		Agst	7	11	140	4		7				11	11	147	8		88
DEN - Denmark	2	For	4	6	136			1				4	6	137	4		108
		Agst	4	13	138	2		4				6	13	142	1		118
ESP - Spain	1	For			68	2		4				2		72	1		58
		Agst	2		67			1				2		68	4		55
FIN - Finland	2	For	5	9	140	2		3				7	9	143	9		101
		Agst	14	11	138	8		9				22	11	147	3		116
IRI - Iran	1	For	4	11	79	1		1				5	11	80	5		66
		Agst	6	9	80	3		5				9	9	85	1		63
LTU - Lithuania	2	For	16	1	126	8		9				24	1	135	4		105
		Agst	8		132	2		3				10		135	9		90
SLO - Slovenia	2	For	8	24	150	3		3				11	24	153	2		131
		Agst	3	15	151	1		2				4	15	153	3		118
SWE - Sweden	2	For	12	2	139	4		9				16	2	148	8		95
		Agst	17		129	2		8				19		137	9		96
USA - United States	1	For	2	9	70	1		3				3	9	73	4		49
		Agst	10	12	74	3	1	5				13	13	79	4		62
TOTALS	9		88	83	1265	30	1	53			118	84	1318	54		988	

Legend:									
Bk	Blocks	Ch	Change Made	F	Fouls	G	Goals	MP	Matches Played
No	Shirt Number	OG	Own Goals	PM	Penalties Made	T	Throws		



PLAYER RANKING As of 7 SEP 2008

个人技术统计

GOAL SCORERS

Rk	Name	NPC	G	P	Total
1	PAVLIUKIANEC G	LTU	5		5
2	ZIBOLIS M	LTU	1	3	4
3	BIHI Y	BEL	3		3
4	de RICK J	BEL	1	1	2
5	SILVA FILHO L	BRA	1		1

SCORING AVERAGE

Rk	Name	NPC	MP	G	Avg	P	Total
1	PAVLIUKIANEC G	LTU	1	5	5.0		5
2	ZIBOLIS M	LTU	1	1	4.0	3	4
3	BIHI Y	BEL	1	3	3.0		3
4	de RICK J	BEL	1	1	2.0	1	2
5	SILVA FILHO L	BRA	1	1	1.0		1

Legend:	
Avg	Average
G	Goals
MP	Matches Played
P	Penalties
Rk	Rank



PLAYER RANKING As of 8 SEP 2008

个人技术统计

GOAL SCORERS

Rk	Name	NPC	G	P	Total
1	CARON M	CAN	8	7	15
2	ZIBOLIS M	LTU	6	6	12
3	CHEN L	CHN	9	2	11
4	HULTQVIST N	SWE	6	4	10
5	YAO Y	CHN	7	2	9
6	VINKLER I	SLO	7	1	8
7	PAVLIUKIANEC G	LTU	6		6
8	BJORKSTRAND J	SWE	4		4
	CAI C	CHN	4		4
	MIINALA E	FIN	4		4
	MONTVYDAS N	LTU	3	1	4
12	BIHI Y	BEL	3		3
	JALILVANDSHIRKHANI	IRI	2	1	3
	MATTILA J	FIN	1	2	3
	MICKENS D	USA	3		3
	PIRC D	SLO	1	2	3
	SILVA FILHO L	BRA	2	1	3
18	CHRISTY R	CAN	1	1	2
	de RICK J	BEL	1	1	2
	JUCHNA A	LTU	1	1	2
	MARQUES R	BRA	2		2
	MERREN T	USA	1	1	2
	NIELSEN R	DEN	2		2
	SANTANA JN	ESP		2	2
	WEICHEL P	DEN	2		2
	YANG C	CHN	2		2
27	CELENTE A	BRA	1		1
	HOSSEINI SR	IRI	1		1
	SAYAH SM	IRI	1		1
	SEREMETI F	SWE	1		1

SCORING AVERAGE

Rk	Name	NPC	MP	G	Avg	P	Total
1	CARON M	CAN	2	8	7.5	7	15
2	ZIBOLIS M	LTU	2	6	6.0	6	12
3	CHEN L	CHN	2	9	5.5	2	11
4	HULTQVIST N	SWE	2	6	5.0	4	10
5	YAO Y	CHN	2	7	4.5	2	9
6	VINKLER I	SLO	2	7	4.0	1	8
7	BIHI Y	BEL	1	3	3.0		3
	JALILVANDSHIRKHANI	IRI	1	2	3.0	1	3
	PAVLIUKIANEC G	LTU	2	6	3.0		6
	SILVA FILHO L	BRA	1	2	3.0	1	3
11	BJORKSTRAND J	SWE	2	4	2.0		4
	CAI C	CHN	2	4	2.0		4
	de RICK J	BEL	1	1	2.0	1	2
	JUCHNA A	LTU	1	1	2.0	1	2
	MARQUES R	BRA	1	2	2.0		2
	MIINALA E	FIN	2	4	2.0		4
	MONTVYDAS N	LTU	2	3	2.0	1	4
	SANTANA JN	ESP	1		2.0	2	2
	YANG C	CHN	1	2	2.0		2
20	MATTILA J	FIN	2	1	1.5	2	3
	MICKENS D	USA	2	3	1.5		3
	PIRC D	SLO	2	1	1.5	2	3
23	CELENTE A	BRA	1	1	1.0		1
	CHRISTY R	CAN	2	1	1.0	1	2
	HOSSEINI SR	IRI	1	1	1.0		1
	MERREN T	USA	2	1	1.0	1	2
	NIELSEN R	DEN	2	2	1.0		2
	SAYAH SM	IRI	1	1	1.0		1
	WEICHEL P	DEN	2	2	1.0		2
30	SEREMETI F	SWE	2	1	0.5		1

Legend:									
Avg	Average	G	Goals	MP	Matches Played	P	Penalties	Rk	Rank



PLAYER RANKING As of 8 SEP 2008

个人技术统计

GOAL SCORERS

Rk	Name	NPC	G	P	Total
1	CARON M	CAN	8	7	15
2	ZIBOLIS M	LTU	6	6	12
3	BIHI Y	BEL	10	1	11
	CHEN L	CHN	9	2	11
5	HULTQVIST N	SWE	6	4	10
6	YAO Y	CHN	7	2	9
7	VINKLER I	SLO	7	1	8
8	PAVLIUKIANEC G	LTU	6		6
9	de RICK J	BEL	2	3	5
10	BJORKSTRAND J	SWE	4		4
	CAI C	CHN	4		4
	MIINALA E	FIN	4		4
	MONTVYDAS N	LTU	3	1	4
14	GARCIA R	ESP	3		3
	JALILVANDSHIRKHANI	IRI	2	1	3
	MATTILA J	FIN	1	2	3
	MICKENS D	USA	3		3
	PIRC D	SLO	1	2	3
	SILVA FILHO L	BRA	2	1	3
20	CHRISTY R	CAN	1	1	2
	JUCHNA A	LTU	1	1	2
	MARQUES R	BRA	2		2
	MERREN T	USA	1	1	2
	NIELSEN R	DEN	2		2
	SANTANA JN	ESP		2	2
	WEICHEL P	DEN	2		2
	YANG C	CHN	2		2
28	BUISSERET V	BEL	1		1
	CELENTE A	BRA	1		1
	GALIANA V	ESP	1		1
	HOSSEINI SR	IRI	1		1
	PEREZ J	ESP		1	1
	RUBIO T	ESP	1		1
	SAYAH SM	IRI	1		1
	SEREMETI F	SWE	1		1

SCORING AVERAGE

Rk	Name	NPC	MP	G	Avg	P	Total
1	CARON M	CAN	2	8	7.5	7	15
2	ZIBOLIS M	LTU	2	6	6.0	6	12
3	BIHI Y	BEL	2	10	5.5	1	11
	CHEN L	CHN	2	9	5.5	2	11
5	HULTQVIST N	SWE	2	6	5.0	4	10
6	YAO Y	CHN	2	7	4.5	2	9
7	VINKLER I	SLO	2	7	4.0	1	8
8	JALILVANDSHIRKHANI	IRI	1	2	3.0	1	3
	PAVLIUKIANEC G	LTU	2	6	3.0		6
	SILVA FILHO L	BRA	1	2	3.0	1	3
11	de RICK J	BEL	2	2	2.5	3	5
12	BJORKSTRAND J	SWE	2	4	2.0		4
	CAI C	CHN	2	4	2.0		4
	JUCHNA A	LTU	1	1	2.0	1	2
	MARQUES R	BRA	1	2	2.0		2
	MIINALA E	FIN	2	4	2.0		4
	MONTVYDAS N	LTU	2	3	2.0	1	4
	YANG C	CHN	1	2	2.0		2
19	GARCIA R	ESP	2	3	1.5		3
	MATTILA J	FIN	2	1	1.5	2	3
	MICKENS D	USA	2	3	1.5		3
	PIRC D	SLO	2	1	1.5	2	3
23	CELENTE A	BRA	1	1	1.0		1
	CHRISTY R	CAN	2	1	1.0	1	2
	HOSSEINI SR	IRI	1	1	1.0		1
	MERREN T	USA	2	1	1.0	1	2
	NIELSEN R	DEN	2	2	1.0		2
	RUBIO T	ESP	1	1	1.0		1
	SANTANA JN	ESP	2		1.0	2	2
	SAYAH SM	IRI	1	1	1.0		1
	WEICHEL P	DEN	2	2	1.0		2
32	BUISSERET V	BEL	2	1	0.5		1
	GALIANA V	ESP	2	1	0.5		1
	PEREZ J	ESP	2		0.5	1	1
	SEREMETI F	SWE	2	1	0.5		1

Avg	Average	G	Goals	MP	Matches Played	P	Penalties	Rk	Rank
-----	---------	---	-------	----	----------------	---	-----------	----	------



PLAYER RANKING As of 8 SEP 2008

个人技术统计


GOAL SCORERS

Rk	Name	NPC	G	P	Total
1	CARON M	CAN	8	7	15
2	ZIBOLIS M	LTU	6	6	12
3	BIHI Y	BEL	10	1	11
	CHEN L	CHN	9	2	11
5	HULTQVIST N	SWE	6	4	10
	JALILVANDSHIRKHANI	IRI	7	3	10
7	YAO Y	CHN	7	2	9
8	VINKLER I	SLO	7	1	8
9	MARQUES R	BRA	6		6
	PAVLIUKIANEC G	LTU	6		6
11	de RICK J	BEL	2	3	5
12	BJORKSTRAND J	SWE	4		4
	CAI C	CHN	4		4
	MIINALA E	FIN	4		4
	MONTVYDAS N	LTU	3	1	4
16	GARCIA R	ESP	3		3
	MATTILA J	FIN	1	2	3
	MICKENS D	USA	3		3
	PIRC D	SLO	1	2	3
	SILVA FILHO L	BRA	2	1	3
21	CELENTE A	BRA	1	1	2
	CHRISTY R	CAN	1	1	2
	JUCHNA A	LTU	1	1	2
	MERREN T	USA	1	1	2
	NIELSEN R	DEN	2		2
	SANTANA JN	ESP		2	2
	SAYAH SM	IRI	1	1	2
	WEICHEL P	DEN	2		2
	YANG C	CHN	2		2
30	BUISSERET V	BEL	1		1
	GALIANA V	ESP	1		1
	HOSSEINI SR	IRI	1		1
	PEREZ J	ESP		1	1
	RUBIO T	ESP	1		1
	SEREMETI F	SWE	1		1

SCORING AVERAGE

Rk	Name	NPC	MP	G	Avg	P	Total
1	CARON M	CAN	2	8	7.5	7	15
2	ZIBOLIS M	LTU	2	6	6.0	6	12
3	BIHI Y	BEL	2	10	5.5	1	11
	CHEN L	CHN	2	9	5.5	2	11
5	HULTQVIST N	SWE	2	6	5.0	4	10
	JALILVANDSHIRKHANI	IRI	2	7	5.0	3	10
7	YAO Y	CHN	2	7	4.5	2	9
8	VINKLER I	SLO	2	7	4.0	1	8
9	MARQUES R	BRA	2	6	3.0		6
	PAVLIUKIANEC G	LTU	2	6	3.0		6
11	de RICK J	BEL	2	2	2.5	3	5
12	BJORKSTRAND J	SWE	2	4	2.0		4
	CAI C	CHN	2	4	2.0		4
	JUCHNA A	LTU	1	1	2.0	1	2
	MIINALA E	FIN	2	4	2.0		4
	MONTVYDAS N	LTU	2	3	2.0	1	4
	YANG C	CHN	1	2	2.0		2
18	GARCIA R	ESP	2	3	1.5		3
	MATTILA J	FIN	2	1	1.5	2	3
	MICKENS D	USA	2	3	1.5		3
	PIRC D	SLO	2	1	1.5	2	3
	SILVA FILHO L	BRA	2	2	1.5	1	3
23	CELENTE A	BRA	2	1	1.0	1	2
	CHRISTY R	CAN	2	1	1.0	1	2
	HOSSEINI SR	IRI	1	1	1.0		1
	MERREN T	USA	2	1	1.0	1	2
	NIELSEN R	DEN	2	2	1.0		2
	RUBIO T	ESP	1	1	1.0		1
	SANTANA JN	ESP	2		1.0	2	2
	SAYAH SM	IRI	2	1	1.0	1	2
	WEICHEL P	DEN	2	2	1.0		2
32	BUISSERET V	BEL	2	1	0.5		1
	GALIANA V	ESP	2	1	0.5		1
	PEREZ J	ESP	2		0.5	1	1
	SEREMETI F	SWE	2	1	0.5		1

Avg	Average	G	Goals	MP	Matches Played	P	Penalties	Rk	Rank
-----	---------	---	-------	----	----------------	---	-----------	----	------



PLAYER RANKING As of 9 SEP 2008

个人技术统计

GOAL SCORERS

Rk	Name	NPC	G	P	Total
1	CARON M	CAN	8	7	15
2	ZIBOLIS M	LTU	6	6	12
3	BIHI Y	BEL	10	1	11
	CHEN L	CHN	9	2	11
5	HULTQVIST N	SWE	6	4	10
	JALILVANDSHIRKHANI	IRI	7	3	10
7	YAO Y	CHN	7	2	9
8	VINKLER I	SLO	7	1	8
9	WEICHEL P	DEN	6	1	7
10	MARQUES R	BRA	6		6
	PAVLIUKIANEC G	LTU	6		6
12	de RICK J	BEL	2	3	5
	MATTILA J	FIN	2	3	5
14	BJORKSTRAND J	SWE	4		4
	CAI C	CHN	4		4
	MIINALA E	FIN	4		4
	MONTVYDAS N	LTU	3	1	4
	NIELSEN R	DEN	4		4
	PEDERSEN M	DEN		4	4
20	GARCIA R	ESP	3		3
	MICKENS D	USA	3		3
	PIRC D	SLO	1	2	3
	SILVA FILHO L	BRA	2	1	3
24	CELENTE A	BRA	1	1	2
	CHRISTY R	CAN	1	1	2
	JUCHNA A	LTU	1	1	2
	MERREN T	USA	1	1	2
	POSIO P	FIN	2		2
	SANTANA JN	ESP		2	2
	SAYAH SM	IRI	1	1	2
	YANG C	CHN	2		2
32	BUISSERET V	BEL	1		1
	GALIANA V	ESP	1		1
	HOSSEINI SR	IRI	1		1
	PEREZ J	ESP		1	1
	RUBIO T	ESP	1		1
	SEREMETI F	SWE	1		1

SCORING AVERAGE

Rk	Name	NPC	MP	G	Avg	P	Total
1	CARON M	CAN	2	8	7.5	7	15
2	ZIBOLIS M	LTU	2	6	6.0	6	12
3	BIHI Y	BEL	2	10	5.5	1	11
	CHEN L	CHN	2	9	5.5	2	11
5	HULTQVIST N	SWE	2	6	5.0	4	10
	JALILVANDSHIRKHANI	IRI	2	7	5.0	3	10
7	YAO Y	CHN	2	7	4.5	2	9
8	VINKLER I	SLO	2	7	4.0	1	8
9	MARQUES R	BRA	2	6	3.0		6
	PAVLIUKIANEC G	LTU	2	6	3.0		6
11	de RICK J	BEL	2	2	2.5	3	5
12	WEICHEL P	DEN	3	6	2.3	1	7
13	BJORKSTRAND J	SWE	2	4	2.0		4
	CAI C	CHN	2	4	2.0		4
	JUCHNA A	LTU	1	1	2.0	1	2
	MONTVYDAS N	LTU	2	3	2.0	1	4
	YANG C	CHN	1	2	2.0		2
18	MATTILA J	FIN	3	2	1.7	3	5
19	GARCIA R	ESP	2	3	1.5		3
	MICKENS D	USA	2	3	1.5		3
	PIRC D	SLO	2	1	1.5	2	3
	SILVA FILHO L	BRA	2	2	1.5	1	3
23	MIINALA E	FIN	3	4	1.3		4
	NIELSEN R	DEN	3	4	1.3		4
	PEDERSEN M	DEN	3		1.3	4	4
26	CELENTE A	BRA	2	1	1.0	1	2
	CHRISTY R	CAN	2	1	1.0	1	2
	HOSSEINI SR	IRI	1	1	1.0		1
	MERREN T	USA	2	1	1.0	1	2
	RUBIO T	ESP	1	1	1.0		1
	SANTANA JN	ESP	2		1.0	2	2
	SAYAH SM	IRI	2	1	1.0	1	2
33	POSIO P	FIN	3	2	0.7		2
34	BUISSERET V	BEL	2	1	0.5		1
	GALIANA V	ESP	2	1	0.5		1
	PEREZ J	ESP	2		0.5	1	1
	SEREMETI F	SWE	2	1	0.5		1

Legend:	Avg	G	MP	P	Rk
Average	Goals	Matches Played	Penalties	Rank	



PLAYER RANKING As of 9 SEP 2008

个人技术统计

GOAL SCORERS

Rk	Name	NPC	G	P	Total
1	CARON M	CAN	9	7	16
2	CHEN L	CHN	11	2	13
3	ZIBOLIS M	LTU	6	6	12
4	BIHI Y	BEL	10	1	11
	YAO Y	CHN	9	2	11
6	HULTQVIST N	SWE	6	4	10
	JALILVANDSHIRKHANI	IRI	7	3	10
8	CAI C	CHN	6	2	8
	VINKLER I	SLO	7	1	8
10	WEICHEL P	DEN	6	1	7
11	MARQUES R	BRA	6		6
	PAVLIUKIANEC G	LTU	6		6
13	de RICK J	BEL	2	3	5
	MATTILA J	FIN	2	3	5
15	BJORKSTRAND J	SWE	4		4
	MIINALA E	FIN	4		4
	MONTVYDAS N	LTU	3	1	4
	NIELSEN R	DEN	4		4
	PEDERSEN M	DEN		4	4
	YANG C	CHN	4		4
21	GARCIA R	ESP	3		3
	MICKENS D	USA	3		3
	PIRC D	SLO	1	2	3
	SILVA FILHO L	BRA	2	1	3
25	CELENTE A	BRA	1	1	2
	CHRISTY R	CAN	1	1	2
	JUCHNA A	LTU	1	1	2
	MERREN T	USA	1	1	2
	POSIO P	FIN	2		2
	SANTANA JN	ESP		2	2
	SAYAH SM	IRI	1	1	2
32	BUISSERET V	BEL	1		1
	DU J	CHN	1		1
	GALIANA V	ESP	1		1
	HACHE B	CAN	1		1
	HOSSEINI SR	IRI	1		1
	PEREZ J	ESP		1	1
	RUBIO T	ESP	1		1
	SEREMETI F	SWE	1		1

SCORING AVERAGE

Rk	Name	NPC	MP	G	Avg	P	Total
1	ZIBOLIS M	LTU	2	6	6.0	6	12
2	BIHI Y	BEL	2	10	5.5	1	11
3	CARON M	CAN	3	9	5.3	7	16
4	HULTQVIST N	SWE	2	6	5.0	4	10
	JALILVANDSHIRKHANI	IRI	2	7	5.0	3	10
6	CHEN L	CHN	3	11	4.3	2	13
7	VINKLER I	SLO	2	7	4.0	1	8
8	YAO Y	CHN	3	9	3.7	2	11
9	MARQUES R	BRA	2	6	3.0		6
	PAVLIUKIANEC G	LTU	2	6	3.0		6
11	CAI C	CHN	3	6	2.7	2	8
12	de RICK J	BEL	2	2	2.5	3	5
13	WEICHEL P	DEN	3	6	2.3	1	7
14	BJORKSTRAND J	SWE	2	4	2.0		4
	JUCHNA A	LTU	1	1	2.0	1	2
	MONTVYDAS N	LTU	2	3	2.0	1	4
	YANG C	CHN	2	4	2.0		4
18	MATTILA J	FIN	3	2	1.7	3	5
19	GARCIA R	ESP	2	3	1.5		3
	MICKENS D	USA	2	3	1.5		3
	PIRC D	SLO	2	1	1.5	2	3
	SILVA FILHO L	BRA	2	2	1.5	1	3
23	MIINALA E	FIN	3	4	1.3		4
	NIELSEN R	DEN	3	4	1.3		4
	PEDERSEN M	DEN	3		1.3	4	4
26	CELENTE A	BRA	2	1	1.0	1	2
	DU J	CHN	1	1	1.0		1
	HOSSEINI SR	IRI	1	1	1.0		1
	MERREN T	USA	2	1	1.0	1	2
	RUBIO T	ESP	1	1	1.0		1
	SANTANA JN	ESP	2		1.0	2	2
	SAYAH SM	IRI	2	1	1.0	1	2
33	CHRISTY R	CAN	3	1	0.7	1	2
	POSIO P	FIN	3	2	0.7		2
35	BUISSERET V	BEL	2	1	0.5		1
	GALIANA V	ESP	2	1	0.5		1
	HACHE B	CAN	2	1	0.5		1
	PEREZ J	ESP	2		0.5	1	1
	SEREMETI F	SWE	2	1	0.5		1

Legend:

Avg Average G Goals MP Matches Played P Penalties Rk Rank



PLAYER RANKING As of 9 SEP 2008

个人技术统计

GOAL SCORERS

Rk	Name	NPC	G	P	Total
1	CARON M	CAN	9	7	16
	ZIBOLIS M	LTU	7	9	16
3	CHEN L	CHN	11	2	13
4	BIHI Y	BEL	10	1	11
	YAO Y	CHN	9	2	11
6	HULTQVIST N	SWE	6	4	10
	JALILVANDSHIRKHANI	IRI	7	3	10
	PAVLIUKIANEC G	LTU	9	1	10
9	CAI C	CHN	6	2	8
	VINKLER I	SLO	7	1	8
11	WEICHEL P	DEN	6	1	7
12	MARQUES R	BRA	6		6
13	de RICK J	BEL	2	3	5
	MATTILA J	FIN	2	3	5
	MONTVYDAS N	LTU	4	1	5
16	BJORKSTRAND J	SWE	4		4
	MIINALA E	FIN	4		4
	NIELSEN R	DEN	4		4
	PEDERSEN M	DEN		4	4
	YANG C	CHN	4		4
21	GARCIA R	ESP	3		3
	MICKENS D	USA	3		3
	PIRC D	SLO	1	2	3
	SILVA FILHO L	BRA	2	1	3
25	CELENTE A	BRA	1	1	2
	CHRISTY R	CAN	1	1	2
	JUCHNA A	LTU	1	1	2
	MERREN T	USA	1	1	2
	POSIO P	FIN	2		2
	SANTANA JN	ESP		2	2
	SAYAH SM	IRI	1	1	2
32	BUISSERET V	BEL	1		1
	DU J	CHN	1		1
	GALIANA V	ESP	1		1
	HACHE B	CAN	1		1
	HOSSEINI SR	IRI	1		1
	LEONAVICIUS S	LTU		1	1
	PEREZ J	ESP		1	1
	RUBIO T	ESP	1		1

SCORING AVERAGE

Rk	Name	NPC	MP	G	Avg	P	Total
1	BIHI Y	BEL	2	10	5.5	1	11
2	CARON M	CAN	3	9	5.3	7	16
	ZIBOLIS M	LTU	3	7	5.3	9	16
4	HULTQVIST N	SWE	2	6	5.0	4	10
	JALILVANDSHIRKHANI	IRI	2	7	5.0	3	10
6	CHEN L	CHN	3	11	4.3	2	13
7	VINKLER I	SLO	2	7	4.0	1	8
8	YAO Y	CHN	3	9	3.7	2	11
9	PAVLIUKIANEC G	LTU	3	9	3.3	1	10
10	MARQUES R	BRA	2	6	3.0		6
11	CAI C	CHN	3	6	2.7	2	8
12	de RICK J	BEL	2	2	2.5	3	5
13	WEICHEL P	DEN	3	6	2.3	1	7
14	BJORKSTRAND J	SWE	2	4	2.0		4
	YANG C	CHN	2	4	2.0		4
16	MATTILA J	FIN	3	2	1.7	3	5
	MONTVYDAS N	LTU	3	4	1.7	1	5
18	MICKENS D	USA	2	3	1.5		3
	PIRC D	SLO	2	1	1.5	2	3
	SILVA FILHO L	BRA	2	2	1.5	1	3
21	MIINALA E	FIN	3	4	1.3		4
	NIELSEN R	DEN	3	4	1.3		4
	PEDERSEN M	DEN	3		1.3	4	4
24	CELENTE A	BRA	2	1	1.0	1	2
	DU J	CHN	1	1	1.0		1
	GARCIA R	ESP	3	3	1.0		3
	HOSSEINI SR	IRI	1	1	1.0		1
	JUCHNA A	LTU	2	1	1.0	1	2
	MERREN T	USA	2	1	1.0	1	2
	SAYAH SM	IRI	2	1	1.0	1	2
31	CHRISTY R	CAN	3	1	0.7	1	2
	POSIO P	FIN	3	2	0.7		2
	SANTANA JN	ESP	3		0.7	2	2
34	BUISSERET V	BEL	2	1	0.5		1
	GALIANA V	ESP	2	1	0.5		1
	HACHE B	CAN	2	1	0.5		1
	RUBIO T	ESP	2	1	0.5		1
	SEREMETI F	SWE	2	1	0.5		1
39	LEONAVICIUS S	LTU	3		0.3	1	1

Legend:	Avg	Average	G	Goals	MP	Matches Played	P	Penalties	Rk	Rank
---------	-----	---------	---	-------	----	----------------	---	-----------	----	------



PLAYER RANKING As of 9 SEP 2008

个人技术统计

GOAL SCORERS

Rk	Name	NPC	G	P	Total
1	CARON M	CAN	9	7	16
	HULTQVIST N	SWE	10	6	16
	ZIBOLIS M	LTU	7	9	16
4	JALILVANDSHIRKHANI	IRI	9	5	14
5	CHEN L	CHN	11	2	13
6	BIHI Y	BEL	10	1	11
	YAO Y	CHN	9	2	11
8	PAVLIUKIANEC G	LTU	9	1	10
9	BJORKSTRAND J	SWE	6	2	8
	CAI C	CHN	6	2	8
	VINKLER I	SLO	7	1	8
12	WEICHEL P	DEN	6	1	7
13	MARQUES R	BRA	6		6
14	de RICK J	BEL	2	3	5
	MATTILA J	FIN	2	3	5
	MONTVYDAS N	LTU	4	1	5
17	MIINALA E	FIN	4		4
	NIELSEN R	DEN	4		4
	PEDERSEN M	DEN		4	4
	YANG C	CHN	4		4
21	GARCIA R	ESP	3		3
	MICKENS D	USA	3		3
	PIRC D	SLO	1	2	3
	SILVA FILHO L	BRA	2	1	3
25	CELENTE A	BRA	1	1	2
	CHRISTY R	CAN	1	1	2
	HOSSEINI SR	IRI	1	1	2
	JUCHNA A	LTU	1	1	2
	MERREN T	USA	1	1	2
	POSIO P	FIN	2		2
	SANTANA JN	ESP		2	2
	SAYAH SM	IRI	1	1	2
33	BUISSERET V	BEL	1		1
	DU J	CHN	1		1
	GALIANA V	ESP	1		1
	HACHE B	CAN	1		1
	LEONAVICIUS S	LTU		1	1
	PEREZ J	ESP		1	1
	RUBIO T	ESP	1		1

SCORING AVERAGE

Rk	Name	NPC	MP	G	Avg	P	Total
1	BIHI Y	BEL	2	10	5.5	1	11
2	CARON M	CAN	3	9	5.3	7	16
	HULTQVIST N	SWE	3	10	5.3	6	16
	ZIBOLIS M	LTU	3	7	5.3	9	16
5	JALILVANDSHIRKHANI	IRI	3	9	4.7	5	14
6	CHEN L	CHN	3	11	4.3	2	13
7	VINKLER I	SLO	2	7	4.0	1	8
8	YAO Y	CHN	3	9	3.7	2	11
9	PAVLIUKIANEC G	LTU	3	9	3.3	1	10
10	MARQUES R	BRA	2	6	3.0		6
11	BJORKSTRAND J	SWE	3	6	2.7	2	8
	CAI C	CHN	3	6	2.7	2	8
13	de RICK J	BEL	2	2	2.5	3	5
14	WEICHEL P	DEN	3	6	2.3	1	7
15	YANG C	CHN	2	4	2.0		4
16	MATTILA J	FIN	3	2	1.7	3	5
	MONTVYDAS N	LTU	3	4	1.7	1	5
18	MICKENS D	USA	2	3	1.5		3
	PIRC D	SLO	2	1	1.5	2	3
	SILVA FILHO L	BRA	2	2	1.5	1	3
21	MIINALA E	FIN	3	4	1.3		4
	NIELSEN R	DEN	3	4	1.3		4
	PEDERSEN M	DEN	3		1.3	4	4
24	CELENTE A	BRA	2	1	1.0	1	2
	DU J	CHN	1	1	1.0		1
	GARCIA R	ESP	3	3	1.0		3
	HOSSEINI SR	IRI	2	1	1.0	1	2
	JUCHNA A	LTU	2	1	1.0	1	2
	MERREN T	USA	2	1	1.0	1	2
30	CHRISTY R	CAN	3	1	0.7	1	2
	POSIO P	FIN	3	2	0.7		2
	SANTANA JN	ESP	3		0.7	2	2
	SAYAH SM	IRI	3	1	0.7	1	2
34	BUISSERET V	BEL	2	1	0.5		1
	GALIANA V	ESP	2	1	0.5		1
	HACHE B	CAN	2	1	0.5		1
	RUBIO T	ESP	2	1	0.5		1
38	LEONAVICIUS S	LTU	3		0.3	1	1
	PEREZ J	ESP	3		0.3	1	1

Legend:									
Avg	Average	G	Goals	MP	Matches Played	P	Penalties	Rk	Rank



PLAYER RANKING As of 9 SEP 2008

个人技术统计

GOAL SCORERS

Rk	Name	NPC	G	P	Total
1	CARON M	CAN	9	7	16
	HULTQVIST N	SWE	10	6	16
	ZIBOLIS M	LTU	7	9	16
4	JALILVANDSHIRKHANI	IRI	9	5	14
5	BIHI Y	BEL	12	1	13
	CHEN L	CHN	11	2	13
7	YAO Y	CHN	9	2	11
8	PAVLIUKIANEC G	LTU	9	1	10
	VINKLER I	SLO	9	1	10
10	BJORKSTRAND J	SWE	6	2	8
	CAI C	CHN	6	2	8
12	de RICK J	BEL	4	3	7
	PIRC D	SLO	2	5	7
	WEICHEL P	DEN	6	1	7
15	MARQUES R	BRA	6		6
16	MATTILA J	FIN	2	3	5
	MONTVYDAS N	LTU	4	1	5
18	MIINALA E	FIN	4		4
	NIELSEN R	DEN	4		4
	PEDERSEN M	DEN		4	4
	YANG C	CHN	4		4
22	GARCIA R	ESP	3		3
	MICKENS D	USA	3		3
	SILVA FILHO L	BRA	2	1	3
25	BUISSERET V	BEL	2		2
	CELENTE A	BRA	1	1	2
	CHRISTY R	CAN	1	1	2
	HOSSEINI SR	IRI	1	1	2
	JUCHNA A	LTU	1	1	2
	MERREN T	USA	1	1	2
	POSIO P	FIN	2		2
	SANTANA JN	ESP		2	2
	SAYAH SM	IRI	1	1	2
34	DU J	CHN	1		1
	GALIANA V	ESP	1		1
	HACHE B	CAN	1		1
	LEONAVICIUS S	LTU		1	1
	PEREZ J	ESP		1	1
	RUBIO T	ESP	1		1

SCORING AVERAGE

Rk	Name	NPC	MP	G	Avg	P	Total
1	CARON M	CAN	3	9	5.3	7	16
	HULTQVIST N	SWE	3	10	5.3	6	16
	ZIBOLIS M	LTU	3	7	5.3	9	16
4	JALILVANDSHIRKHANI	IRI	3	9	4.7	5	14
5	BIHI Y	BEL	3	12	4.3	1	13
	CHEN L	CHN	3	11	4.3	2	13
7	YAO Y	CHN	3	9	3.7	2	11
8	PAVLIUKIANEC G	LTU	3	9	3.3	1	10
	VINKLER I	SLO	3	9	3.3	1	10
10	MARQUES R	BRA	2	6	3.0		6
11	BJORKSTRAND J	SWE	3	6	2.7	2	8
	CAI C	CHN	3	6	2.7	2	8
13	de RICK J	BEL	3	4	2.3	3	7
	PIRC D	SLO	3	2	2.3	5	7
	WEICHEL P	DEN	3	6	2.3	1	7
16	YANG C	CHN	2	4	2.0		4
17	MATTILA J	FIN	3	2	1.7	3	5
	MONTVYDAS N	LTU	3	4	1.7	1	5
19	MICKENS D	USA	2	3	1.5		3
	SILVA FILHO L	BRA	2	2	1.5	1	3
21	MIINALA E	FIN	3	4	1.3		4
	NIELSEN R	DEN	3	4	1.3		4
	PEDERSEN M	DEN	3		1.3	4	4
24	CELENTE A	BRA	2	1	1.0	1	2
	DU J	CHN	1	1	1.0		1
	GARCIA R	ESP	3	3	1.0		3
	HOSSEINI SR	IRI	2	1	1.0	1	2
	JUCHNA A	LTU	2	1	1.0	1	2
	MERREN T	USA	2	1	1.0	1	2
30	BUISSERET V	BEL	3	2	0.7		2
	CHRISTY R	CAN	3	1	0.7	1	2
	POSIO P	FIN	3	2	0.7		2
	SANTANA JN	ESP	3		0.7	2	2
	SAYAH SM	IRI	3	1	0.7	1	2
35	GALIANA V	ESP	2	1	0.5		1
	HACHE B	CAN	2	1	0.5		1
	RUBIO T	ESP	2	1	0.5		1
38	LEONAVICIUS S	LTU	3		0.3	1	1
	PEREZ J	ESP	3		0.3	1	1

Legend:									
Avg	Average	G	Goals	MP	Matches Played	P	Penalties	Rk	Rank



PLAYER RANKING As of 9 SEP 2008

个人技术统计

GOAL SCORERS

Rk	Name	NPC	G	P	Total
1	CARON M	CAN	9	7	16
	HULTQVIST N	SWE	10	6	16
	ZIBOLIS M	LTU	7	9	16
4	JALILVANDSHIRKHANI	IRI	9	5	14
5	BIHI Y	BEL	12	1	13
	CHEN L	CHN	11	2	13
7	YAO Y	CHN	9	2	11
8	PAVLIUKIANEC G	LTU	9	1	10
	VINKLER I	SLO	9	1	10
10	BJORKSTRAND J	SWE	6	2	8
	CAI C	CHN	6	2	8
	MARQUES R	BRA	7	1	8
13	de RICK J	BEL	4	3	7
	PIRC D	SLO	2	5	7
	WEICHEL P	DEN	6	1	7
16	MERREN T	USA	4	2	6
17	MATTILA J	FIN	2	3	5
	MICKENS D	USA	5		5
	MONTVYDAS N	LTU	4	1	5
	SILVA FILHO L	BRA	2	3	5
21	MIINALA E	FIN	4		4
	NIELSEN R	DEN	4		4
	PEDERSEN M	DEN		4	4
	YANG C	CHN	4		4
25	GARCIA R	ESP	3		3
26	BUISSERET V	BEL	2		2
	CELENTE A	BRA	1	1	2
	CHRISTY R	CAN	1	1	2
	HOSSEINI SR	IRI	1	1	2
	JUCHNA A	LTU	1	1	2
	POSIO P	FIN	2		2
	SANTANA JN	ESP		2	2
	SAYAH SM	IRI	1	1	2
34	DU J	CHN	1		1
	GALIANA V	ESP	1		1
	HACHE B	CAN	1		1
	LEONAVICIUS S	LTU		1	1
	PEREZ J	ESP		1	1
	RUBIO T	ESP	1		1

SCORING AVERAGE

Rk	Name	NPC	MP	G	Avg	P	Total
1	CARON M	CAN	3	9	5.3	7	16
	HULTQVIST N	SWE	3	10	5.3	6	16
	ZIBOLIS M	LTU	3	7	5.3	9	16
4	JALILVANDSHIRKHANI	IRI	3	9	4.7	5	14
5	BIHI Y	BEL	3	12	4.3	1	13
	CHEN L	CHN	3	11	4.3	2	13
7	YAO Y	CHN	3	9	3.7	2	11
8	PAVLIUKIANEC G	LTU	3	9	3.3	1	10
	VINKLER I	SLO	3	9	3.3	1	10
10	BJORKSTRAND J	SWE	3	6	2.7	2	8
	CAI C	CHN	3	6	2.7	2	8
	MARQUES R	BRA	3	7	2.7	1	8
13	de RICK J	BEL	3	4	2.3	3	7
	PIRC D	SLO	3	2	2.3	5	7
	WEICHEL P	DEN	3	6	2.3	1	7
16	MERREN T	USA	3	4	2.0	2	6
	YANG C	CHN	2	4	2.0		4
18	MATTILA J	FIN	3	2	1.7	3	5
	MICKENS D	USA	3	5	1.7		5
	MONTVYDAS N	LTU	3	4	1.7	1	5
	SILVA FILHO L	BRA	3	2	1.7	3	5
22	MIINALA E	FIN	3	4	1.3		4
	NIELSEN R	DEN	3	4	1.3		4
	PEDERSEN M	DEN	3		1.3	4	4
25	DU J	CHN	1	1	1.0		1
	GARCIA R	ESP	3	3	1.0		3
	HOSSEINI SR	IRI	2	1	1.0	1	2
	JUCHNA A	LTU	2	1	1.0	1	2
29	BUISSERET V	BEL	3	2	0.7		2
	CELENTE A	BRA	3	1	0.7	1	2
	CHRISTY R	CAN	3	1	0.7	1	2
	POSIO P	FIN	3	2	0.7		2
	SANTANA JN	ESP	3		0.7	2	2
	SAYAH SM	IRI	3	1	0.7	1	2
35	GALIANA V	ESP	2	1	0.5		1
	HACHE B	CAN	2	1	0.5		1
	RUBIO T	ESP	2	1	0.5		1
38	LEONAVICIUS S	LTU	3		0.3	1	1
	PEREZ J	ESP	3		0.3	1	1

Avg	Average	G	Goals	MP	Matches Played	P	Penalties	Rk	Rank
-----	---------	---	-------	----	----------------	---	-----------	----	------



PLAYER RANKING As of 10 SEP 2008

个人技术统计

GOAL SCORERS

Rk	Name	NPC	G	P	Total
1	CARON M	CAN	9	7	16
	HULTQVIST N	SWE	10	6	16
	ZIBOLIS M	LTU	7	9	16
4	JALILVANDSHIRKHANI	IRI	9	5	14
	VINKLER I	SLO	11	3	14
6	BIHI Y	BEL	12	1	13
	CHEN L	CHN	11	2	13
8	PIRC D	SLO	5	6	11
	YAO Y	CHN	9	2	11
10	PAVLIUKIANEC G	LTU	9	1	10
11	BJORKSTRAND J	SWE	6	2	8
	CAI C	CHN	6	2	8
	MARQUES R	BRA	7	1	8
14	de RICK J	BEL	4	3	7
	WEICHEL P	DEN	6	1	7
16	MERREN T	USA	4	2	6
17	MATTILA J	FIN	2	3	5
	MICKENS D	USA	5		5
	MONTVYDAS N	LTU	4	1	5
	PEREZ J	ESP	3	2	5
	SILVA FILHO L	BRA	2	3	5
22	MIINALA E	FIN	4		4
	NIELSEN R	DEN	4		4
	PEDERSEN M	DEN		4	4
	SANTANA JN	ESP	1	3	4
	YANG C	CHN	4		4
27	GALIANA V	ESP	3		3
	GARCIA R	ESP	3		3
	LEDINEK M	SLO	2	1	3
30	BUISSERET V	BEL	2		2
	CELENTE A	BRA	1	1	2
	CHRISTY R	CAN	1	1	2
	HOSSEINI SR	IRI	1	1	2
	JUCHNA A	LTU	1	1	2
	POSIO P	FIN	2		2
	RUBIO T	ESP	2		2
	SAYAH SM	IRI	1	1	2
38	DU J	CHN	1		1
	HACHE B	CAN	1		1

SCORING AVERAGE

Rk	Name	NPC	MP	G	Avg	P	Total
1	CARON M	CAN	3	9	5.3	7	16
	HULTQVIST N	SWE	3	10	5.3	6	16
	ZIBOLIS M	LTU	3	7	5.3	9	16
4	JALILVANDSHIRKHANI	IRI	3	9	4.7	5	14
5	BIHI Y	BEL	3	12	4.3	1	13
	CHEN L	CHN	3	11	4.3	2	13
7	YAO Y	CHN	3	9	3.7	2	11
8	VINKLER I	SLO	4	11	3.5	3	14
9	PAVLIUKIANEC G	LTU	3	9	3.3	1	10
10	PIRC D	SLO	4	5	2.8	6	11
11	BJORKSTRAND J	SWE	3	6	2.7	2	8
	CAI C	CHN	3	6	2.7	2	8
	MARQUES R	BRA	3	7	2.7	1	8
14	de RICK J	BEL	3	4	2.3	3	7
	WEICHEL P	DEN	3	6	2.3	1	7
16	MERREN T	USA	3	4	2.0	2	6
	YANG C	CHN	2	4	2.0		4
18	MATTILA J	FIN	3	2	1.7	3	5
	MICKENS D	USA	3	5	1.7		5
	MONTVYDAS N	LTU	3	4	1.7	1	5
	SILVA FILHO L	BRA	3	2	1.7	3	5
22	LEDINEK M	SLO	2	2	1.5	1	3
23	MIINALA E	FIN	3	4	1.3		4
	NIELSEN R	DEN	3	4	1.3		4
	PEDERSEN M	DEN	3		1.3	4	4
	PEREZ J	ESP	4	3	1.3	2	5
27	DU J	CHN	1	1	1.0		1
	GALIANA V	ESP	3	3	1.0		3
	HOSSEINI SR	IRI	2	1	1.0	1	2
	JUCHNA A	LTU	2	1	1.0	1	2
	SANTANA JN	ESP	4	1	1.0	3	4
32	GARCIA R	ESP	4	3	0.8		3
33	BUISSERET V	BEL	3	2	0.7		2
	CELENTE A	BRA	3	1	0.7	1	2
	CHRISTY R	CAN	3	1	0.7	1	2
	POSIO P	FIN	3	2	0.7		2
	RUBIO T	ESP	3	2	0.7		2
	SAYAH SM	IRI	3	1	0.7	1	2
39	HACHE B	CAN	2	1	0.5		1

Avg	Average	G	Goals	MP	Matches Played	P	Penalties	Rk	Rank
-----	---------	---	-------	----	----------------	---	-----------	----	------



PLAYER RANKING As of 7 SEP 2008

个人技术统计

GOAL SCORERS


Rk	Name	NPC	G	P	Total
1	HULTQVIST N	SWE	4	1	5
	PAVLIUKIANEC G	LTU	5		5
3	ZIBOLIS M	LTU	1	3	4
4	BIHI Y	BEL	3		3
	BJORKSTRAND J	SWE	3		3
	SILVA FILHO L	BRA	2	1	3
7	de RICK J	BEL	1	1	2
	MARQUES R	BRA	2		2
9	CELENTE A	BRA	1		1

SCORING AVERAGE

Rk	Name	NPC	MP	G	Avg	P	Total
1	HULTQVIST N	SWE	1	4	5.0	1	5
	PAVLIUKIANEC G	LTU	1	5	5.0		5
3	ZIBOLIS M	LTU	1	1	4.0	3	4
4	BIHI Y	BEL	1	3	3.0		3
	BJORKSTRAND J	SWE	1	3	3.0		3
	SILVA FILHO L	BRA	1	2	3.0	1	3
7	de RICK J	BEL	1	1	2.0	1	2
	MARQUES R	BRA	1	2	2.0		2
9	CELENTE A	BRA	1	1	1.0		1

Legend:

Avg Average G Goals MP Matches Played P Penalties Rk Rank



PLAYER RANKING As of 10 SEP 2008

个人技术统计

GOAL SCORERS

Rk	Name	NPC	G	P	Total
1	JALILVANDSHIRKHANI	IRI	11	6	17
2	CARON M	CAN	9	7	16
	HULTQVIST N	SWE	10	6	16
	ZIBOLIS M	LTU	7	9	16
5	VINKLER I	SLO	11	3	14
6	BIHI Y	BEL	12	1	13
	CHEN L	CHN	11	2	13
8	PIRC D	SLO	5	6	11
	YAO Y	CHN	9	2	11
10	PAVLIUKIANEC G	LTU	9	1	10
11	MERREN T	USA	6	3	9
12	BJORKSTRAND J	SWE	6	2	8
	CAI C	CHN	6	2	8
	MARQUES R	BRA	7	1	8
15	de RICK J	BEL	4	3	7
	WEICHEL P	DEN	6	1	7
17	MATTILA J	FIN	2	3	5
	MICKENS D	USA	5		5
	MONTVYDAS N	LTU	4	1	5
	PEREZ J	ESP	3	2	5
	SILVA FILHO L	BRA	2	3	5
22	MIINALA E	FIN	4		4
	NIELSEN R	DEN	4		4
	PEDERSEN M	DEN		4	4
	SANTANA JN	ESP	1	3	4
	YANG C	CHN	4		4
27	GALIANA V	ESP	3		3
	GARCIA R	ESP	3		3
	LEDINEK M	SLO	2	1	3
30	BUISSERET V	BEL	2		2
	CELENTE A	BRA	1	1	2
	CHRISTY R	CAN	1	1	2
	HOSSEINI SR	IRI	1	1	2
	JUCHNA A	LTU	1	1	2
	POSIO P	FIN	2		2
	RUBIO T	ESP	2		2
	SAYAH SM	IRI	1	1	2
38	DODDS C	USA	1		1
	DU J	CHN	1		1

SCORING AVERAGE

Rk	Name	NPC	MP	G	Avg	P	Total
1	CARON M	CAN	3	9	5.3	7	16
	HULTQVIST N	SWE	3	10	5.3	6	16
	ZIBOLIS M	LTU	3	7	5.3	9	16
4	BIHI Y	BEL	3	12	4.3	1	13
	CHEN L	CHN	3	11	4.3	2	13
	JALILVANDSHIRKHANI	IRI	4	11	4.3	6	17
7	YAO Y	CHN	3	9	3.7	2	11
8	VINKLER I	SLO	4	11	3.5	3	14
9	PAVLIUKIANEC G	LTU	3	9	3.3	1	10
10	PIRC D	SLO	4	5	2.8	6	11
11	BJORKSTRAND J	SWE	3	6	2.7	2	8
	CAI C	CHN	3	6	2.7	2	8
	MARQUES R	BRA	3	7	2.7	1	8
14	de RICK J	BEL	3	4	2.3	3	7
	WEICHEL P	DEN	3	6	2.3	1	7
	MERREN T	USA	4	6	2.3	3	9
17	YANG C	CHN	2	4	2.0		4
18	MATTILA J	FIN	3	2	1.7	3	5
	MONTVYDAS N	LTU	3	4	1.7	1	5
	SILVA FILHO L	BRA	3	2	1.7	3	5
21	LEDINEK M	SLO	2	2	1.5	1	3
22	MIINALA E	FIN	3	4	1.3		4
	NIELSEN R	DEN	3	4	1.3		4
	PEDERSEN M	DEN	3		1.3	4	4
	MICKENS D	USA	4	5	1.3		5
	PEREZ J	ESP	4	3	1.3	2	5
27	DU J	CHN	1	1	1.0		1
	GALIANA V	ESP	3	3	1.0		3
	HOSSEINI SR	IRI	2	1	1.0	1	2
	JUCHNA A	LTU	2	1	1.0	1	2
	SANTANA JN	ESP	4	1	1.0	3	4
32	GARCIA R	ESP	4	3	0.8		3
33	BUISSERET V	BEL	3	2	0.7		2
	CELENTE A	BRA	3	1	0.7	1	2
	CHRISTY R	CAN	3	1	0.7	1	2
	POSIO P	FIN	3	2	0.7		2
	RUBIO T	ESP	3	2	0.7		2
38	HACHE B	CAN	2	1	0.5		1
	SAYAH SM	IRI	4	1	0.5	1	2

Avg	Average	G	Goals	MP	Matches Played	P	Penalties	Rk	Rank
-----	---------	---	-------	----	----------------	---	-----------	----	------



PLAYER RANKING As of 10 SEP 2008

个人技术统计

GOAL SCORERS

Rk	Name	NPC	G	P	Total
1	JALILVANDSHIRKHANI	IRI	11	6	17
2	CARON M	CAN	9	7	16
	HULTQVIST N	SWE	10	6	16
	ZIBOLIS M	LTU	7	9	16
5	BIHI Y	BEL	14	1	15
6	VINKLER I	SLO	11	3	14
7	CHEN L	CHN	11	2	13
8	PIRC D	SLO	5	6	11
	YAO Y	CHN	9	2	11
10	de RICK J	BEL	4	6	10
	PAVLIUKIANEC G	LTU	9	1	10
12	MATTILA J	FIN	3	6	9
	MERREN T	USA	6	3	9
14	BJORKSTRAND J	SWE	6	2	8
	CAI C	CHN	6	2	8
	MARQUES R	BRA	7	1	8
17	WEICHEL P	DEN	6	1	7
18	MICKENS D	USA	5		5
	MONTVYDAS N	LTU	4	1	5
	PEREZ J	ESP	3	2	5
	SILVA FILHO L	BRA	2	3	5
22	MIINALA E	FIN	4		4
	NIELSEN R	DEN	4		4
	PEDERSEN M	DEN		4	4
	POSIO P	FIN	4		4
	SANTANA JN	ESP	1	3	4
	YANG C	CHN	4		4
28	GALIANA V	ESP	3		3
	GARCIA R	ESP	3		3
	LEDINEK M	SLO	2	1	3
31	AITTOLA VM	FIN	2		2
	BUISSERET V	BEL	2		2
	CELENTE A	BRA	1	1	2
	CHRISTY R	CAN	1	1	2
	HOSSEINI SR	IRI	1	1	2
	JUCHNA A	LTU	1	1	2
	RUBIO T	ESP	2		2
	SAYAH SM	IRI	1	1	2
39	DODDS C	USA	1		1

SCORING AVERAGE

Rk	Name	NPC	MP	G	Avg	P	Total
1	CARON M	CAN	3	9	5.3	7	16
	HULTQVIST N	SWE	3	10	5.3	6	16
	ZIBOLIS M	LTU	3	7	5.3	9	16
4	CHEN L	CHN	3	11	4.3	2	13
	JALILVANDSHIRKHANI	IRI	4	11	4.3	6	17
6	BIHI Y	BEL	4	14	3.8	1	15
7	YAO Y	CHN	3	9	3.7	2	11
8	VINKLER I	SLO	4	11	3.5	3	14
9	PAVLIUKIANEC G	LTU	3	9	3.3	1	10
10	PIRC D	SLO	4	5	2.8	6	11
11	BJORKSTRAND J	SWE	3	6	2.7	2	8
	CAI C	CHN	3	6	2.7	2	8
	MARQUES R	BRA	3	7	2.7	1	8
14	de RICK J	BEL	4	4	2.5	6	10
15	WEICHEL P	DEN	3	6	2.3	1	7
	MATTILA J	FIN	4	3	2.3	6	9
	MERREN T	USA	4	6	2.3	3	9
18	YANG C	CHN	2	4	2.0		4
19	MONTVYDAS N	LTU	3	4	1.7	1	5
	SILVA FILHO L	BRA	3	2	1.7	3	5
21	LEDINEK M	SLO	2	2	1.5	1	3
22	MIINALA E	FIN	3	4	1.3		4
	NIELSEN R	DEN	3	4	1.3		4
	PEDERSEN M	DEN	3		1.3	4	4
	MICKENS D	USA	4	5	1.3		5
	PEREZ J	ESP	4	3	1.3	2	5
27	DU J	CHN	1	1	1.0		1
	GALIANA V	ESP	3	3	1.0		3
	HOSSEINI SR	IRI	2	1	1.0	1	2
	JUCHNA A	LTU	2	1	1.0	1	2
	POSIO P	FIN	4	4	1.0		4
	SANTANA JN	ESP	4	1	1.0	3	4
33	GARCIA R	ESP	4	3	0.8		3
34	CELENTE A	BRA	3	1	0.7	1	2
	CHRISTY R	CAN	3	1	0.7	1	2
	RUBIO T	ESP	3	2	0.7		2
37	AITTOLA VM	FIN	4	2	0.5		2
	BUISSERET V	BEL	4	2	0.5		2
	HACHE B	CAN	2	1	0.5		1

Avg	Average	G	Goals	MP	Matches Played	P	Penalties	Rk	Rank
-----	---------	---	-------	----	----------------	---	-----------	----	------



PLAYER RANKING As of 10 SEP 2008

个人技术统计

GOAL SCORERS

Rk	Name	NPC	G	P	Total
1	JALILVANDSHIRKHANI	IRI	11	6	17
2	CARON M	CAN	9	7	16
	HULTQVIST N	SWE	10	6	16
	YAO Y	CHN	12	4	16
	ZIBOLIS M	LTU	7	9	16
6	BIHI Y	BEL	14	1	15
7	VINKLER I	SLO	11	3	14
8	CHEN L	CHN	11	2	13
9	PIRC D	SLO	5	6	11
10	de RICK J	BEL	4	6	10
	PAVLIUKIANEC G	LTU	9	1	10
12	CAI C	CHN	7	2	9
	MATTILA J	FIN	3	6	9
	MERREN T	USA	6	3	9
15	BJORKSTRAND J	SWE	6	2	8
	MARQUES R	BRA	7	1	8
	YANG C	CHN	8		8
18	WEICHEL P	DEN	6	1	7
19	SILVA FILHO L	BRA	2	4	6
20	CELENTE A	BRA	3	2	5
	MICKENS D	USA	5		5
	MONTVYDAS N	LTU	4	1	5
	PEREZ J	ESP	3	2	5
24	MIINALA E	FIN	4		4
	NIELSEN R	DEN	4		4
	PEDERSEN M	DEN		4	4
	POSIO P	FIN	4		4
	SANTANA JN	ESP	1	3	4
29	GALIANA V	ESP	3		3
	GARCIA R	ESP	3		3
	LEDINEK M	SLO	2	1	3
32	AITTOLA VM	FIN	2		2
	BAO D	CHN	1	1	2
	BUISSERET V	BEL	2		2
	CHRISTY R	CAN	1	1	2
	DU J	CHN	1	1	2
	HOSSEINI SR	IRI	1	1	2
	JUCHNA A	LTU	1	1	2
	RUBIO T	ESP	2		2

SCORING AVERAGE

Rk	Name	NPC	MP	G	Avg	P	Total
1	CARON M	CAN	3	9	5.3	7	16
	HULTQVIST N	SWE	3	10	5.3	6	16
	ZIBOLIS M	LTU	3	7	5.3	9	16
4	CHEN L	CHN	3	11	4.3	2	13
	JALILVANDSHIRKHANI	IRI	4	11	4.3	6	17
6	YAO Y	CHN	4	12	4.0	4	16
7	BIHI Y	BEL	4	14	3.8	1	15
8	VINKLER I	SLO	4	11	3.5	3	14
9	PAVLIUKIANEC G	LTU	3	9	3.3	1	10
10	PIRC D	SLO	4	5	2.8	6	11
11	BJORKSTRAND J	SWE	3	6	2.7	2	8
	YANG C	CHN	3	8	2.7		8
13	de RICK J	BEL	4	4	2.5	6	10
14	WEICHEL P	DEN	3	6	2.3	1	7
	CAI C	CHN	4	7	2.3	2	9
	MATTILA J	FIN	4	3	2.3	6	9
	MERREN T	USA	4	6	2.3	3	9
18	BAO D	CHN	1	1	2.0	1	2
	MARQUES R	BRA	4	7	2.0	1	8
20	MONTVYDAS N	LTU	3	4	1.7	1	5
21	LEDINEK M	SLO	2	2	1.5	1	3
	SILVA FILHO L	BRA	4	2	1.5	4	6
23	MIINALA E	FIN	3	4	1.3		4
	NIELSEN R	DEN	3	4	1.3		4
	PEDERSEN M	DEN	3		1.3	4	4
	CELENTE A	BRA	4	3	1.3	2	5
	MICKENS D	USA	4	5	1.3		5
	PEREZ J	ESP	4	3	1.3	2	5
29	DU J	CHN	2	1	1.0	1	2
	GALIANA V	ESP	3	3	1.0		3
	HOSSEINI SR	IRI	2	1	1.0	1	2
	JUCHNA A	LTU	2	1	1.0	1	2
	POSIO P	FIN	4	4	1.0		4
	SANTANA JN	ESP	4	1	1.0	3	4
35	GARCIA R	ESP	4	3	0.8		3
36	CHRISTY R	CAN	3	1	0.7	1	2
	RUBIO T	ESP	3	2	0.7		2
38	AITTOLA VM	FIN	4	2	0.5		2
	BUISSERET V	BEL	4	2	0.5		2

Avg	Average	G	Goals	MP	Matches Played	P	Penalties	Rk	Rank
-----	---------	---	-------	----	----------------	---	-----------	----	------



PLAYER RANKING As of 10 SEP 2008

个人技术统计

GOAL SCORERS

Rk	Name	NPC	G	P	Total
1	ZIBOLIS M	LTU	10	9	19
2	JALILVANDSHIRKHANI	IRI	11	6	17
3	CARON M	CAN	9	7	16
	HULTQVIST N	SWE	10	6	16
	YAO Y	CHN	12	4	16
6	BIHI Y	BEL	14	1	15
	PAVLIUKIANEC G	LTU	14	1	15
8	VINKLER I	SLO	11	3	14
9	CHEN L	CHN	11	2	13
10	PIRC D	SLO	5	6	11
11	de RICK J	BEL	4	6	10
12	CAI C	CHN	7	2	9
	MATTILA J	FIN	3	6	9
	MERREN T	USA	6	3	9
15	BJORKSTRAND J	SWE	6	2	8
	MARQUES R	BRA	7	1	8
	YANG C	CHN	8		8
18	WEICHEL P	DEN	6	1	7
19	MONTVYDAS N	LTU	4	2	6
	SILVA FILHO L	BRA	2	4	6
21	CELENTE A	BRA	3	2	5
	MICKENS D	USA	5		5
	PEREZ J	ESP	3	2	5
24	MIINALA E	FIN	4		4
	NIELSEN R	DEN	4		4
	PEDERSEN M	DEN		4	4
	POSIO P	FIN	4		4
	SANTANA JN	ESP	1	3	4
29	GALIANA V	ESP	3		3
	GARCIA R	ESP	3		3
	JUCHNA A	LTU	1	2	3
	LEDINEK M	SLO	2	1	3
33	AITTOLA VM	FIN	2		2
	BAO D	CHN	1	1	2
	BUISSERET V	BEL	2		2
	CHRISTY R	CAN	1	1	2
	DU J	CHN	1	1	2
	HOSSEINI SR	IRI	1	1	2
	RUBIO T	ESP	2		2

SCORING AVERAGE

Rk	Name	NPC	MP	G	Avg	P	Total
1	CARON M	CAN	3	9	5.3	7	16
	HULTQVIST N	SWE	3	10	5.3	6	16
3	ZIBOLIS M	LTU	4	10	4.8	9	19
4	CHEN L	CHN	3	11	4.3	2	13
	JALILVANDSHIRKHANI	IRI	4	11	4.3	6	17
6	YAO Y	CHN	4	12	4.0	4	16
7	BIHI Y	BEL	4	14	3.8	1	15
	PAVLIUKIANEC G	LTU	4	14	3.8	1	15
9	VINKLER I	SLO	4	11	3.5	3	14
10	PIRC D	SLO	4	5	2.8	6	11
11	BJORKSTRAND J	SWE	3	6	2.7	2	8
	YANG C	CHN	3	8	2.7		8
13	de RICK J	BEL	4	4	2.5	6	10
14	CAI C	CHN	4	7	2.3	2	9
	MATTILA J	FIN	4	3	2.3	6	9
	MERREN T	USA	4	6	2.3	3	9
17	BAO D	CHN	1	1	2.0	1	2
	MARQUES R	BRA	4	7	2.0	1	8
19	WEICHEL P	DEN	4	6	1.8	1	7
20	LEDINEK M	SLO	2	2	1.5	1	3
	MONTVYDAS N	LTU	4	4	1.5	2	6
	SILVA FILHO L	BRA	4	2	1.5	4	6
23	MIINALA E	FIN	3	4	1.3		4
	CELENTE A	BRA	4	3	1.3	2	5
	MICKENS D	USA	4	5	1.3		5
	PEREZ J	ESP	4	3	1.3	2	5
27	DU J	CHN	2	1	1.0	1	2
	GALIANA V	ESP	3	3	1.0		3
	HOSSEINI SR	IRI	2	1	1.0	1	2
	JUCHNA A	LTU	3	1	1.0	2	3
	NIELSEN R	DEN	4	4	1.0		4
	PEDERSEN M	DEN	4		1.0	4	4
	POSIO P	FIN	4	4	1.0		4
	SANTANA JN	ESP	4	1	1.0	3	4
35	GARCIA R	ESP	4	3	0.8		3
36	CHRISTY R	CAN	3	1	0.7	1	2
	RUBIO T	ESP	3	2	0.7		2
38	AITTOLA VM	FIN	4	2	0.5		2
	BUISSERET V	BEL	4	2	0.5		2

Legend:	Avg	Average	G	Goals	MP	Matches Played	P	Penalties	Rk	Rank
---------	-----	---------	---	-------	----	----------------	---	-----------	----	------



PLAYER RANKING As of 10 SEP 2008

个人技术统计

GOAL SCORERS

Rk	Name	NPC	G	P	Total
1	HULTQVIST N	SWE	15	6	21
2	CARON M	CAN	10	10	20
3	ZIBOLIS M	LTU	10	9	19
4	JALILVANDSHIRKHANI	IRI	11	6	17
5	YAO Y	CHN	12	4	16
6	BIHI Y	BEL	14	1	15
	PAVLIUKIANEC G	LTU	14	1	15
8	VINKLER I	SLO	11	3	14
9	CHEN L	CHN	11	2	13
10	PIRC D	SLO	5	6	11
11	de RICK J	BEL	4	6	10
12	BJORKSTRAND J	SWE	7	2	9
	CAI C	CHN	7	2	9
	MATTILA J	FIN	3	6	9
	MERREN T	USA	6	3	9
16	MARQUES R	BRA	7	1	8
	YANG C	CHN	8		8
18	WEICHEL P	DEN	6	1	7
19	MONTVYDAS N	LTU	4	2	6
	SILVA FILHO L	BRA	2	4	6
21	CELENTE A	BRA	3	2	5
	MICKENS D	USA	5		5
	PEREZ J	ESP	3	2	5
24	MIINALA E	FIN	4		4
	NIELSEN R	DEN	4		4
	PEDERSEN M	DEN		4	4
	POSIO P	FIN	4		4
	SANTANA JN	ESP	1	3	4
29	CHRISTY R	CAN	2	1	3
	GALIANA V	ESP	3		3
	GARCIA R	ESP	3		3
	JUCHNA A	LTU	1	2	3
	LEDINEK M	SLO	2	1	3
34	AITTOLA VM	FIN	2		2
	BAO D	CHN	1	1	2
	BUISSERET V	BEL	2		2
	DU J	CHN	1	1	2
	HOSSEINI SR	IRI	1	1	2
	RUBIO T	ESP	2		2

SCORING AVERAGE

Rk	Name	NPC	MP	G	Avg	P	Total
1	HULTQVIST N	SWE	4	15	5.3	6	21
2	CARON M	CAN	4	10	5.0	10	20
3	ZIBOLIS M	LTU	4	10	4.8	9	19
4	CHEN L	CHN	3	11	4.3	2	13
	JALILVANDSHIRKHANI	IRI	4	11	4.3	6	17
6	YAO Y	CHN	4	12	4.0	4	16
7	BIHI Y	BEL	4	14	3.8	1	15
	PAVLIUKIANEC G	LTU	4	14	3.8	1	15
9	VINKLER I	SLO	4	11	3.5	3	14
10	PIRC D	SLO	4	5	2.8	6	11
11	YANG C	CHN	3	8	2.7		8
12	de RICK J	BEL	4	4	2.5	6	10
13	BJORKSTRAND J	SWE	4	7	2.3	2	9
	CAI C	CHN	4	7	2.3	2	9
	MATTILA J	FIN	4	3	2.3	6	9
	MERREN T	USA	4	6	2.3	3	9
17	BAO D	CHN	1	1	2.0	1	2
	MARQUES R	BRA	4	7	2.0	1	8
19	WEICHEL P	DEN	4	6	1.8	1	7
20	LEDINEK M	SLO	2	2	1.5	1	3
	MONTVYDAS N	LTU	4	4	1.5	2	6
	SILVA FILHO L	BRA	4	2	1.5	4	6
23	MIINALA E	FIN	3	4	1.3		4
	CELENTE A	BRA	4	3	1.3	2	5
	MICKENS D	USA	4	5	1.3		5
	PEREZ J	ESP	4	3	1.3	2	5
27	DU J	CHN	2	1	1.0	1	2
	GALIANA V	ESP	3	3	1.0		3
	HOSSEINI SR	IRI	2	1	1.0	1	2
	JUCHNA A	LTU	3	1	1.0	2	3
	NIELSEN R	DEN	4	4	1.0		4
	PEDERSEN M	DEN	4		1.0	4	4
	POSIO P	FIN	4	4	1.0		4
	SANTANA JN	ESP	4	1	1.0	3	4
35	CHRISTY R	CAN	4	2	0.8	1	3
	GARCIA R	ESP	4	3	0.8		3
37	RUBIO T	ESP	3	2	0.7		2
38	AITTOLA VM	FIN	4	2	0.5		2
	BUISSERET V	BEL	4	2	0.5		2

Avg	Average	G	Goals	MP	Matches Played	P	Penalties	Rk	Rank
-----	---------	---	-------	----	----------------	---	-----------	----	------



PLAYER RANKING As of 11 SEP 2008

个人技术统计

GOAL SCORERS

Rk	Name	NPC	G	P	Total
1	HULTQVIST N	SWE	15	6	21
2	BIHI Y	BEL	18	2	20
	CARON M	CAN	10	10	20
4	ZIBOLIS M	LTU	10	9	19
5	JALILVANDSHIRKHANI	IRI	11	6	17
6	WEICHEL P	DEN	10	6	16
	YAO Y	CHN	12	4	16
8	PAVLIUKIANEC G	LTU	14	1	15
9	VINKLER I	SLO	11	3	14
10	CHEN L	CHN	11	2	13
11	PIRC D	SLO	5	6	11
12	de RICK J	BEL	4	6	10
13	BJORKSTRAND J	SWE	7	2	9
	CAI C	CHN	7	2	9
	MATTILA J	FIN	3	6	9
	MERREN T	USA	6	3	9
17	MARQUES R	BRA	7	1	8
	YANG C	CHN	8		8
19	NIELSEN R	DEN	7		7
20	MONTVYDAS N	LTU	4	2	6
	SILVA FILHO L	BRA	2	4	6
22	CELENTE A	BRA	3	2	5
	MICKENS D	USA	5		5
	PEDERSEN M	DEN		5	5
	PEREZ J	ESP	3	2	5
26	MIINALA E	FIN	4		4
	POSIO P	FIN	4		4
	SANTANA JN	ESP	1	3	4
29	BUISSERET V	BEL	3		3
	CHRISTY R	CAN	2	1	3
	GALIANA V	ESP	3		3
	GARCIA R	ESP	3		3
	JUCHNA A	LTU	1	2	3
	LEDINEK M	SLO	2	1	3
35	AITTOLA VM	FIN	2		2
	BAO D	CHN	1	1	2
	DU J	CHN	1	1	2
	HOSSEINI SR	IRI	1	1	2
	RUBIO T	ESP	2		2

SCORING AVERAGE

Rk	Name	NPC	MP	G	Avg	P	Total
1	HULTQVIST N	SWE	4	15	5.3	6	21
2	CARON M	CAN	4	10	5.0	10	20
3	ZIBOLIS M	LTU	4	10	4.8	9	19
4	CHEN L	CHN	3	11	4.3	2	13
	JALILVANDSHIRKHANI	IRI	4	11	4.3	6	17
6	BIHI Y	BEL	5	18	4.0	2	20
	YAO Y	CHN	4	12	4.0	4	16
8	PAVLIUKIANEC G	LTU	4	14	3.8	1	15
9	VINKLER I	SLO	4	11	3.5	3	14
10	WEICHEL P	DEN	5	10	3.2	6	16
11	PIRC D	SLO	4	5	2.8	6	11
12	YANG C	CHN	3	8	2.7		8
13	BJORKSTRAND J	SWE	4	7	2.3	2	9
	CAI C	CHN	4	7	2.3	2	9
	MATTILA J	FIN	4	3	2.3	6	9
	MERREN T	USA	4	6	2.3	3	9
17	BAO D	CHN	1	1	2.0	1	2
	de RICK J	BEL	5	4	2.0	6	10
	MARQUES R	BRA	4	7	2.0	1	8
20	LEDINEK M	SLO	2	2	1.5	1	3
	MONTVYDAS N	LTU	4	4	1.5	2	6
	SILVA FILHO L	BRA	4	2	1.5	4	6
23	NIELSEN R	DEN	5	7	1.4		7
24	MIINALA E	FIN	3	4	1.3		4
	CELENTE A	BRA	4	3	1.3	2	5
	MICKENS D	USA	4	5	1.3		5
	PEREZ J	ESP	4	3	1.3	2	5
28	DU J	CHN	2	1	1.0	1	2
	GALIANA V	ESP	3	3	1.0		3
	HOSSEINI SR	IRI	2	1	1.0	1	2
	JUCHNA A	LTU	3	1	1.0	2	3
	PEDERSEN M	DEN	5		1.0	5	5
	POSIO P	FIN	4	4	1.0		4
	SANTANA JN	ESP	4	1	1.0	3	4
35	CHRISTY R	CAN	4	2	0.8	1	3
	GARCIA R	ESP	4	3	0.8		3
37	RUBIO T	ESP	3	2	0.7		2
38	BUISSERET V	BEL	5	3	0.6		3
39	AITTOLA VM	FIN	4	2	0.5		2

Legend:	Avg	Average	G	Goals	MP	Matches Played	P	Penalties	Rk	Rank
---------	-----	---------	---	-------	----	----------------	---	-----------	----	------



PLAYER RANKING As of 11 SEP 2008

个人技术统计


GOAL SCORERS

Rk	Name	NPC	G	P	Total
1	CARON M	CAN	12	11	23
2	HULTQVIST N	SWE	15	6	21
3	BIHI Y	BEL	18	2	20
4	ZIBOLIS M	LTU	10	9	19
5	JALILVANDSHIRKHANI	IRI	11	6	17
6	WEICHEL P	DEN	10	6	16
	YAO Y	CHN	12	4	16
8	PAVLIUKIANEC G	LTU	14	1	15
9	VINKLER I	SLO	11	3	14
10	CHEN L	CHN	11	2	13
11	PIRC D	SLO	5	6	11
12	de RICK J	BEL	4	6	10
	MARQUES R	BRA	9	1	10
14	BJORKSTRAND J	SWE	7	2	9
	CAI C	CHN	7	2	9
	MATTILA J	FIN	3	6	9
	MERREN T	USA	6	3	9
18	CELENTE A	BRA	5	3	8
	YANG C	CHN	8		8
20	NIELSEN R	DEN	7		7
	SILVA FILHO L	BRA	2	5	7
22	MONTVYDAS N	LTU	4	2	6
23	MICKENS D	USA	5		5
	PEDERSEN M	DEN		5	5
	PEREZ J	ESP	3	2	5
26	MIINALA E	FIN	4		4
	POSIO P	FIN	4		4
	SANTANA JN	ESP	1	3	4
29	BUISSERET V	BEL	3		3
	CHRISTY R	CAN	2	1	3
	GALIANA V	ESP	3		3
	GARCIA R	ESP	3		3
	JUCHNA A	LTU	1	2	3
	LEDINEK M	SLO	2	1	3
35	AITTOLA VM	FIN	2		2
	BAO D	CHN	1	1	2
	DU J	CHN	1	1	2
	HOSSEINI SR	IRI	1	1	2
	RUBIO T	ESP	2		2

SCORING AVERAGE

Rk	Name	NPC	MP	G	Avg	P	Total
1	HULTQVIST N	SWE	4	15	5.3	6	21
2	ZIBOLIS M	LTU	4	10	4.8	9	19
3	CARON M	CAN	5	12	4.6	11	23
4	CHEN L	CHN	3	11	4.3	2	13
	JALILVANDSHIRKHANI	IRI	4	11	4.3	6	17
6	BIHI Y	BEL	5	18	4.0	2	20
	YAO Y	CHN	4	12	4.0	4	16
8	PAVLIUKIANEC G	LTU	4	14	3.8	1	15
9	VINKLER I	SLO	4	11	3.5	3	14
10	WEICHEL P	DEN	5	10	3.2	6	16
11	PIRC D	SLO	4	5	2.8	6	11
12	YANG C	CHN	3	8	2.7		8
13	BJORKSTRAND J	SWE	4	7	2.3	2	9
	CAI C	CHN	4	7	2.3	2	9
	MATTILA J	FIN	4	3	2.3	6	9
	MERREN T	USA	4	6	2.3	3	9
17	BAO D	CHN	1	1	2.0	1	2
	de RICK J	BEL	5	4	2.0	6	10
	MARQUES R	BRA	5	9	2.0	1	10
20	CELENTE A	BRA	5	5	1.6	3	8
21	LEDINEK M	SLO	2	2	1.5	1	3
	MONTVYDAS N	LTU	4	4	1.5	2	6
23	NIELSEN R	DEN	5	7	1.4		7
	SILVA FILHO L	BRA	5	2	1.4	5	7
25	MIINALA E	FIN	3	4	1.3		4
	MICKENS D	USA	4	5	1.3		5
	PEREZ J	ESP	4	3	1.3	2	5
28	DU J	CHN	2	1	1.0	1	2
	GALIANA V	ESP	3	3	1.0		3
	HOSSEINI SR	IRI	2	1	1.0	1	2
	JUCHNA A	LTU	3	1	1.0	2	3
	PEDERSEN M	DEN	5		1.0	5	5
	POSIO P	FIN	4	4	1.0		4
	SANTANA JN	ESP	4	1	1.0	3	4
35	GARCIA R	ESP	4	3	0.8		3
36	RUBIO T	ESP	3	2	0.7		2
37	BUISSERET V	BEL	5	3	0.6		3
	CHRISTY R	CAN	5	2	0.6	1	3
39	AITTOLA VM	FIN	4	2	0.5		2

Legend:	Avg	Average	G	Goals	MP	Matches Played	P	Penalties	Rk	Rank
---------	-----	---------	---	-------	----	----------------	---	-----------	----	------



PLAYER RANKING As of 11 SEP 2008

个人技术统计


GOAL SCORERS

Rk	Name	NPC	G	P	Total
1	CARON M	CAN	12	11	23
	ZIBOLIS M	LTU	12	11	23
3	HULTQVIST N	SWE	15	6	21
4	BIHI Y	BEL	18	2	20
5	JALILVANDSHIRKHANI	IRI	11	6	17
	PAVLIUKIANEC G	LTU	16	1	17
7	WEICHEL P	DEN	10	6	16
	YAO Y	CHN	12	4	16
9	PIRC D	SLO	7	7	14
	VINKLER I	SLO	11	3	14
11	CHEN L	CHN	11	2	13
12	de RICK J	BEL	4	6	10
	MARQUES R	BRA	9	1	10
14	BJORKSTRAND J	SWE	7	2	9
	CAI C	CHN	7	2	9
	MATTILA J	FIN	3	6	9
	MERREN T	USA	6	3	9
18	CELENTE A	BRA	5	3	8
	YANG C	CHN	8		8
20	LEDINEK M	SLO	6	1	7
	NIELSEN R	DEN	7		7
	SILVA FILHO L	BRA	2	5	7
23	MONTVYDAS N	LTU	4	2	6
24	MICKENS D	USA	5		5
	PEDERSEN M	DEN		5	5
	PEREZ J	ESP	3	2	5
27	MIINALA E	FIN	4		4
	POSIO P	FIN	4		4
	SANTANA JN	ESP	1	3	4
30	BUISSERET V	BEL	3		3
	CHRISTY R	CAN	2	1	3
	GALIANA V	ESP	3		3
	GARCIA R	ESP	3		3
	JUCHNA A	LTU	1	2	3
35	AITTOLA VM	FIN	2		2
	BAO D	CHN	1	1	2
	DU J	CHN	1	1	2
	HOSSEINI SR	IRI	1	1	2
	RUBIO T	ESP	2		2

SCORING AVERAGE

Rk	Name	NPC	MP	G	Avg	P	Total
1	HULTQVIST N	SWE	4	15	5.3	6	21
2	CARON M	CAN	5	12	4.6	11	23
	ZIBOLIS M	LTU	5	12	4.6	11	23
4	CHEN L	CHN	3	11	4.3	2	13
	JALILVANDSHIRKHANI	IRI	4	11	4.3	6	17
6	BIHI Y	BEL	5	18	4.0	2	20
	YAO Y	CHN	4	12	4.0	4	16
8	VINKLER I	SLO	4	11	3.5	3	14
9	PAVLIUKIANEC G	LTU	5	16	3.4	1	17
10	WEICHEL P	DEN	5	10	3.2	6	16
11	PIRC D	SLO	5	7	2.8	7	14
12	YANG C	CHN	3	8	2.7		8
13	LEDINEK M	SLO	3	6	2.3	1	7
	BJORKSTRAND J	SWE	4	7	2.3	2	9
	CAI C	CHN	4	7	2.3	2	9
	MATTILA J	FIN	4	3	2.3	6	9
	MERREN T	USA	4	6	2.3	3	9
18	BAO D	CHN	1	1	2.0	1	2
	de RICK J	BEL	5	4	2.0	6	10
	MARQUES R	BRA	5	9	2.0	1	10
21	CELENTE A	BRA	5	5	1.6	3	8
22	MONTVYDAS N	LTU	4	4	1.5	2	6
23	NIELSEN R	DEN	5	7	1.4		7
	SILVA FILHO L	BRA	5	2	1.4	5	7
25	MIINALA E	FIN	3	4	1.3		4
	MICKENS D	USA	4	5	1.3		5
	PEREZ J	ESP	4	3	1.3	2	5
28	DU J	CHN	2	1	1.0	1	2
	GALIANA V	ESP	3	3	1.0		3
	HOSSEINI SR	IRI	2	1	1.0	1	2
	JUCHNA A	LTU	3	1	1.0	2	3
	PEDERSEN M	DEN	5		1.0	5	5
	POSIO P	FIN	4	4	1.0		4
	SANTANA JN	ESP	4	1	1.0	3	4
35	GARCIA R	ESP	4	3	0.8		3
36	RUBIO T	ESP	3	2	0.7		2
37	BUISSERET V	BEL	5	3	0.6		3
	CHRISTY R	CAN	5	2	0.6	1	3
39	AITTOLA VM	FIN	4	2	0.5		2

Avg	Average	G	Goals	MP	Matches Played	P	Penalties	Rk	Rank
-----	---------	---	-------	----	----------------	---	-----------	----	------



PLAYER RANKING As of 11 SEP 2008

个人技术统计

GOAL SCORERS

Rk	Name	NPC	G	P	Total
1	CARON M	CAN	12	11	23
	HULTQVIST N	SWE	17	6	23
	ZIBOLIS M	LTU	12	11	23
4	BIHI Y	BEL	18	2	20
5	JALILVANDSHIRKHANI	IRI	11	6	17
	PAVLIUKIANEC G	LTU	16	1	17
7	WEICHEL P	DEN	10	6	16
	YAO Y	CHN	12	4	16
9	BJORKSTRAND J	SWE	8	7	15
10	PIRC D	SLO	7	7	14
	VINKLER I	SLO	11	3	14
12	CHEN L	CHN	11	2	13
13	de RICK J	BEL	4	6	10
	MARQUES R	BRA	9	1	10
15	CAI C	CHN	7	2	9
	MATTILA J	FIN	3	6	9
	MERREN T	USA	6	3	9
18	CELENTE A	BRA	5	3	8
	YANG C	CHN	8		8
20	LEDINEK M	SLO	6	1	7
	NIELSEN R	DEN	7		7
	SILVA FILHO L	BRA	2	5	7
23	MONTVYDAS N	LTU	4	2	6
24	MICKENS D	USA	5		5
	PEDERSEN M	DEN		5	5
	PEREZ J	ESP	3	2	5
27	MIINALA E	FIN	4		4
	POSIO P	FIN	4		4
	SANTANA JN	ESP	1	3	4
30	BUISSERET V	BEL	3		3
	CHRISTY R	CAN	2	1	3
	GALIANA V	ESP	3		3
	GARCIA R	ESP	3		3
	JUCHNA A	LTU	1	2	3
35	AITTOLA VM	FIN	2		2
	BAO D	CHN	1	1	2
	DU J	CHN	1	1	2
	HOSSEINI SR	IRI	1	1	2
	RUBIO T	ESP	2		2

SCORING AVERAGE

Rk	Name	NPC	MP	G	Avg	P	Total
1	CARON M	CAN	5	12	4.6	11	23
	HULTQVIST N	SWE	5	17	4.6	6	23
	ZIBOLIS M	LTU	5	12	4.6	11	23
4	CHEN L	CHN	3	11	4.3	2	13
	JALILVANDSHIRKHANI	IRI	4	11	4.3	6	17
6	BIHI Y	BEL	5	18	4.0	2	20
	YAO Y	CHN	4	12	4.0	4	16
8	VINKLER I	SLO	4	11	3.5	3	14
9	PAVLIUKIANEC G	LTU	5	16	3.4	1	17
10	WEICHEL P	DEN	5	10	3.2	6	16
11	BJORKSTRAND J	SWE	5	8	3.0	7	15
12	PIRC D	SLO	5	7	2.8	7	14
13	YANG C	CHN	3	8	2.7		8
14	LEDINEK M	SLO	3	6	2.3	1	7
	CAI C	CHN	4	7	2.3	2	9
	MATTILA J	FIN	4	3	2.3	6	9
17	BAO D	CHN	1	1	2.0	1	2
	de RICK J	BEL	5	4	2.0	6	10
	MARQUES R	BRA	5	9	2.0	1	10
20	MERREN T	USA	5	6	1.8	3	9
21	CELENTE A	BRA	5	5	1.6	3	8
22	MONTVYDAS N	LTU	4	4	1.5	2	6
23	NIELSEN R	DEN	5	7	1.4		7
	SILVA FILHO L	BRA	5	2	1.4	5	7
25	MIINALA E	FIN	3	4	1.3		4
	PEREZ J	ESP	4	3	1.3	2	5
27	DENUYL S	USA	1	1	1.0		1
	DU J	CHN	2	1	1.0	1	2
	GALIANA V	ESP	3	3	1.0		3
	HOSSEINI SR	IRI	2	1	1.0	1	2
	JUCHNA A	LTU	3	1	1.0	2	3
	MICKENS D	USA	5	5	1.0		5
	PEDERSEN M	DEN	5		1.0	5	5
	POSIO P	FIN	4	4	1.0		4
	SANTANA JN	ESP	4	1	1.0	3	4
36	GARCIA R	ESP	4	3	0.8		3
37	RUBIO T	ESP	3	2	0.7		2
38	BUISSERET V	BEL	5	3	0.6		3
	CHRISTY R	CAN	5	2	0.6	1	3

Legend:	Avg	Average	G	Goals	MP	Matches Played	P	Penalties	Rk	Rank
---------	-----	---------	---	-------	----	----------------	---	-----------	----	------



PLAYER RANKING As of 11 SEP 2008

个人技术统计

GOAL SCORERS

Rk	Name	NPC	G	P	Total
1	CARON M	CAN	12	11	23
	HULTQVIST N	SWE	17	6	23
	ZIBOLIS M	LTU	12	11	23
4	BIHI Y	BEL	18	2	20
5	JALILVANDSHIRKHANI	IRI	11	6	17
	PAVLIUKIANEC G	LTU	16	1	17
7	WEICHEL P	DEN	10	6	16
	YAO Y	CHN	12	4	16
9	BJORKSTRAND J	SWE	8	7	15
10	PIRC D	SLO	7	7	14
	VINKLER I	SLO	11	3	14
12	CHEN L	CHN	11	2	13
13	MATTILA J	FIN	3	9	12
14	de RICK J	BEL	4	6	10
	MARQUES R	BRA	9	1	10
16	CAI C	CHN	7	2	9
	MERREN T	USA	6	3	9
18	CELENTE A	BRA	5	3	8
	POSIO P	FIN	8		8
	YANG C	CHN	8		8
21	LEDINEK M	SLO	6	1	7
	NIELSEN R	DEN	7		7
	SILVA FILHO L	BRA	2	5	7
24	MONTVYDAS N	LTU	4	2	6
	PEREZ J	ESP	4	2	6
26	MICKENS D	USA	5		5
	PEDERSEN M	DEN		5	5
	SANTANA JN	ESP	1	4	5
29	GARCIA R	ESP	4		4
	MIINALA E	FIN	4		4
31	BUISSERET V	BEL	3		3
	CHRISTY R	CAN	2	1	3
	GALIANA V	ESP	3		3
	JUCHNA A	LTU	1	2	3
35	AITTOLA VM	FIN	2		2
	BAO D	CHN	1	1	2
	DU J	CHN	1	1	2
	HOSSEINI SR	IRI	1	1	2
	RUBIO T	ESP	2		2

SCORING AVERAGE

Rk	Name	NPC	MP	G	Avg	P	Total
1	CARON M	CAN	5	12	4.6	11	23
	HULTQVIST N	SWE	5	17	4.6	6	23
	ZIBOLIS M	LTU	5	12	4.6	11	23
4	CHEN L	CHN	3	11	4.3	2	13
	JALILVANDSHIRKHANI	IRI	4	11	4.3	6	17
6	BIHI Y	BEL	5	18	4.0	2	20
	YAO Y	CHN	4	12	4.0	4	16
8	VINKLER I	SLO	4	11	3.5	3	14
9	PAVLIUKIANEC G	LTU	5	16	3.4	1	17
10	WEICHEL P	DEN	5	10	3.2	6	16
11	BJORKSTRAND J	SWE	5	8	3.0	7	15
12	PIRC D	SLO	5	7	2.8	7	14
13	YANG C	CHN	3	8	2.7		8
14	MATTILA J	FIN	5	3	2.4	9	12
15	LEDINEK M	SLO	3	6	2.3	1	7
	CAI C	CHN	4	7	2.3	2	9
17	BAO D	CHN	1	1	2.0	1	2
	de RICK J	BEL	5	4	2.0	6	10
	MARQUES R	BRA	5	9	2.0	1	10
20	MERREN T	USA	5	6	1.8	3	9
21	CELENTE A	BRA	5	5	1.6	3	8
	POSIO P	FIN	5	8	1.6		8
23	MONTVYDAS N	LTU	4	4	1.5	2	6
24	NIELSEN R	DEN	5	7	1.4		7
	SILVA FILHO L	BRA	5	2	1.4	5	7
26	MIINALA E	FIN	3	4	1.3		4
27	PEREZ J	ESP	5	4	1.2	2	6
28	DENUYL S	USA	1	1	1.0		1
	DU J	CHN	2	1	1.0	1	2
	HOSSEINI SR	IRI	2	1	1.0	1	2
	JUCHNA A	LTU	3	1	1.0	2	3
	MICKENS D	USA	5	5	1.0		5
	PEDERSEN M	DEN	5		1.0	5	5
	SANTANA JN	ESP	5	1	1.0	4	5
35	GARCIA R	ESP	5	4	0.8		4
	GALIANA V	ESP	4	3	0.8		3
37	BUISSERET V	BEL	5	3	0.6		3
	CHRISTY R	CAN	5	2	0.6	1	3
39	ELKJAER J	DEN	2	1	0.5		1

Avg	Average	G	Goals	MP	Matches Played	P	Penalties	Rk	Rank
-----	---------	---	-------	----	----------------	---	-----------	----	------



PLAYER RANKING As of 7 SEP 2008

个人技术统计

GOAL SCORERS


Rk	Name	NPC	G	P	Total
1	HULTQVIST N	SWE	4	1	5
	PAVLIUKIANEC G	LTU	5		5
3	ZIBOLIS M	LTU	1	3	4
4	BIHI Y	BEL	3		3
	BJORKSTRAND J	SWE	3		3
	SILVA FILHO L	BRA	2	1	3
7	de RICK J	BEL	1	1	2
	MARQUES R	BRA	2		2
	SANTANA JN	ESP		2	2
10	CELENTE A	BRA	1		1
	NIELSEN R	DEN	1		1
	WEICHEL P	DEN	1		1

SCORING AVERAGE

Rk	Name	NPC	MP	G	Avg	P	Total
1	HULTQVIST N	SWE	1	4	5.0	1	5
	PAVLIUKIANEC G	LTU	1	5	5.0		5
3	ZIBOLIS M	LTU	1	1	4.0	3	4
4	BIHI Y	BEL	1	3	3.0		3
	BJORKSTRAND J	SWE	1	3	3.0		3
	SILVA FILHO L	BRA	1	2	3.0	1	3
7	de RICK J	BEL	1	1	2.0	1	2
	MARQUES R	BRA	1	2	2.0		2
	SANTANA JN	ESP	1		2.0	2	2
10	CELENTE A	BRA	1	1	1.0		1
	NIELSEN R	DEN	1	1	1.0		1
	WEICHEL P	DEN	1	1	1.0		1

Legend:

Avg Average G Goals MP Matches Played P Penalties Rk Rank



PLAYER RANKING As of 11 SEP 2008

个人技术统计

GOAL SCORERS

Rk	Name	NPC	G	P	Total
1	CARON M	CAN	12	11	23
	HULTQVIST N	SWE	17	6	23
	ZIBOLIS M	LTU	12	11	23
4	JALILVANDSHIRKHANI	IRI	13	9	22
5	BIHI Y	BEL	18	2	20
6	YAO Y	CHN	13	5	18
7	PAVLIUKIANEC G	LTU	16	1	17
8	WEICHEL P	DEN	10	6	16
9	BJORKSTRAND J	SWE	8	7	15
10	PIRC D	SLO	7	7	14
	VINKLER I	SLO	11	3	14
12	CHEN L	CHN	11	2	13
13	CAI C	CHN	8	4	12
	MATTILA J	FIN	3	9	12
15	de RICK J	BEL	4	6	10
	MARQUES R	BRA	9	1	10
17	MERREN T	USA	6	3	9
18	CELENTE A	BRA	5	3	8
	POSIO P	FIN	8		8
	YANG C	CHN	8		8
21	LEDINEK M	SLO	6	1	7
	NIELSEN R	DEN	7		7
	SILVA FILHO L	BRA	2	5	7
24	MONTVYDAS N	LTU	4	2	6
	PEREZ J	ESP	4	2	6
26	MICKENS D	USA	5		5
	PEDERSEN M	DEN		5	5
	SANTANA JN	ESP	1	4	5
29	GARCIA R	ESP	4		4
	MIINALA E	FIN	4		4
	SAYAH SM	IRI	2	2	4
32	BUISSERET V	BEL	3		3
	CHRISTY R	CAN	2	1	3
	DU J	CHN	2	1	3
	GALIANA V	ESP	3		3
	JUCHNA A	LTU	1	2	3
37	AITTOLA VM	FIN	2		2
	BAO D	CHN	1	1	2
	HOSSEINI SR	IRI	1	1	2

SCORING AVERAGE

Rk	Name	NPC	MP	G	Avg	P	Total
1	CARON M	CAN	5	12	4.6	11	23
	HULTQVIST N	SWE	5	17	4.6	6	23
	ZIBOLIS M	LTU	5	12	4.6	11	23
4	JALILVANDSHIRKHANI	IRI	5	13	4.4	9	22
5	CHEN L	CHN	3	11	4.3	2	13
6	BIHI Y	BEL	5	18	4.0	2	20
7	YAO Y	CHN	5	13	3.6	5	18
8	VINKLER I	SLO	4	11	3.5	3	14
9	PAVLIUKIANEC G	LTU	5	16	3.4	1	17
10	WEICHEL P	DEN	5	10	3.2	6	16
11	BJORKSTRAND J	SWE	5	8	3.0	7	15
12	PIRC D	SLO	5	7	2.8	7	14
13	CAI C	CHN	5	8	2.4	4	12
	MATTILA J	FIN	5	3	2.4	9	12
15	LEDINEK M	SLO	3	6	2.3	1	7
16	de RICK J	BEL	5	4	2.0	6	10
	MARQUES R	BRA	5	9	2.0	1	10
	YANG C	CHN	4	8	2.0		8
19	MERREN T	USA	5	6	1.8	3	9
20	CELENTE A	BRA	5	5	1.6	3	8
	POSIO P	FIN	5	8	1.6		8
22	MONTVYDAS N	LTU	4	4	1.5	2	6
23	NIELSEN R	DEN	5	7	1.4		7
	SILVA FILHO L	BRA	5	2	1.4	5	7
25	MIINALA E	FIN	3	4	1.3		4
26	PEREZ J	ESP	5	4	1.2	2	6
27	BAO D	CHN	2	1	1.0	1	2
	DENUYL S	USA	1	1	1.0		1
	DU J	CHN	3	2	1.0	1	3
	HOSSEINI SR	IRI	2	1	1.0	1	2
	JUCHNA A	LTU	3	1	1.0	2	3
	MICKENS D	USA	5	5	1.0		5
	PEDERSEN M	DEN	5		1.0	5	5
	SANTANA JN	ESP	5	1	1.0	4	5
35	GARCIA R	ESP	5	4	0.8		4
	SAYAH SM	IRI	5	2	0.8	2	4
	GALIANA V	ESP	4	3	0.8		3
38	BUISSERET V	BEL	5	3	0.6		3
	CHRISTY R	CAN	5	2	0.6	1	3

Legend:	Avg	Average	G	Goals	MP	Matches Played	P	Penalties	Rk	Rank
---------	-----	---------	---	-------	----	----------------	---	-----------	----	------



PLAYER RANKING As of 12 SEP 2008

个人技术统计

GOAL SCORERS

Rk	Name	NPC	G	P	Total
1	CARON M	CAN	12	11	23
	HULTQVIST N	SWE	17	6	23
	ZIBOLIS M	LTU	12	11	23
4	JALILVANDSHIRKHANI	IRI	13	9	22
5	BIHI Y	BEL	18	2	20
6	YAO Y	CHN	13	5	18
7	PAVLIUKIANEC G	LTU	16	1	17
8	WEICHEL P	DEN	10	6	16
9	BJORKSTRAND J	SWE	8	7	15
	PIRC D	SLO	8	7	15
	VINKLER I	SLO	12	3	15
12	CHEN L	CHN	11	2	13
13	CAI C	CHN	8	4	12
	MATTILA J	FIN	3	9	12
15	MERREN T	USA	8	3	11
16	de RICK J	BEL	4	6	10
	MARQUES R	BRA	9	1	10
18	CELENTE A	BRA	5	3	8
	POSIO P	FIN	8		8
	YANG C	CHN	8		8
21	LEDINEK M	SLO	6	1	7
	NIELSEN R	DEN	7		7
	SILVA FILHO L	BRA	2	5	7
24	MONTVYDAS N	LTU	4	2	6
	PEREZ J	ESP	4	2	6
26	MICKENS D	USA	5		5
	PEDERSEN M	DEN		5	5
	SANTANA JN	ESP	1	4	5
29	GARCIA R	ESP	4		4
	MIINALA E	FIN	4		4
	SAYAH SM	IRI	2	2	4
32	BUISSERET V	BEL	3		3
	CHRISTY R	CAN	2	1	3
	DU J	CHN	2	1	3
	GALIANA V	ESP	3		3
	JUCHNA A	LTU	1	2	3
37	AITTOLA VM	FIN	2		2
	BAO D	CHN	1	1	2
	HOSSEINI SR	IRI	1	1	2

SCORING AVERAGE

Rk	Name	NPC	MP	G	Avg	P	Total
1	CARON M	CAN	5	12	4.6	11	23
	HULTQVIST N	SWE	5	17	4.6	6	23
	ZIBOLIS M	LTU	5	12	4.6	11	23
4	JALILVANDSHIRKHANI	IRI	5	13	4.4	9	22
5	CHEN L	CHN	3	11	4.3	2	13
6	BIHI Y	BEL	5	18	4.0	2	20
7	YAO Y	CHN	5	13	3.6	5	18
8	PAVLIUKIANEC G	LTU	5	16	3.4	1	17
9	WEICHEL P	DEN	5	10	3.2	6	16
10	BJORKSTRAND J	SWE	5	8	3.0	7	15
	VINKLER I	SLO	5	12	3.0	3	15
12	PIRC D	SLO	6	8	2.5	7	15
13	CAI C	CHN	5	8	2.4	4	12
	MATTILA J	FIN	5	3	2.4	9	12
15	de RICK J	BEL	5	4	2.0	6	10
	MARQUES R	BRA	5	9	2.0	1	10
	YANG C	CHN	4	8	2.0		8
18	MERREN T	USA	6	8	1.8	3	11
	LEDINEK M	SLO	4	6	1.8	1	7
20	CELENTE A	BRA	5	5	1.6	3	8
	POSIO P	FIN	5	8	1.6		8
22	MONTVYDAS N	LTU	4	4	1.5	2	6
23	NIELSEN R	DEN	5	7	1.4		7
	SILVA FILHO L	BRA	5	2	1.4	5	7
25	MIINALA E	FIN	3	4	1.3		4
26	PEREZ J	ESP	5	4	1.2	2	6
27	BAO D	CHN	2	1	1.0	1	2
	DENUYL S	USA	1	1	1.0		1
	DU J	CHN	3	2	1.0	1	3
	HOSSEINI SR	IRI	2	1	1.0	1	2
	JUCHNA A	LTU	3	1	1.0	2	3
	MICKENS D	USA	5	5	1.0		5
	PEDERSEN M	DEN	5		1.0	5	5
	SANTANA JN	ESP	5	1	1.0	4	5
35	GARCIA R	ESP	5	4	0.8		4
	SAYAH SM	IRI	5	2	0.8	2	4
	GALIANA V	ESP	4	3	0.8		3
38	BUISSERET V	BEL	5	3	0.6		3
	CHRISTY R	CAN	5	2	0.6	1	3

Legend:									
Avg	Average	G	Goals	MP	Matches Played	P	Penalties	Rk	Rank



PLAYER RANKING As of 12 SEP 2008

个人技术统计

GOAL SCORERS

Rk	Name	NPC	G	P	Total
1	HULTQVIST N	SWE	19	7	26
2	CARON M	CAN	12	11	23
	ZIBOLIS M	LTU	12	11	23
4	JALILVANDSHIRKHANI	IRI	13	9	22
5	BIHI Y	BEL	18	2	20
6	YAO Y	CHN	13	5	18
7	PAVLIUKIANEC G	LTU	16	1	17
8	BJORKSTRAND J	SWE	9	7	16
	WEICHEL P	DEN	10	6	16
10	PIRC D	SLO	8	7	15
	VINKLER I	SLO	12	3	15
12	CHEN L	CHN	11	2	13
13	CAI C	CHN	8	4	12
	MATTILA J	FIN	3	9	12
15	MERREN T	USA	8	3	11
16	de RICK J	BEL	4	6	10
	MARQUES R	BRA	9	1	10
18	NIELSEN R	DEN	9		9
19	CELENTE A	BRA	5	3	8
	POSIO P	FIN	8		8
	YANG C	CHN	8		8
22	LEDINEK M	SLO	6	1	7
	SILVA FILHO L	BRA	2	5	7
24	MONTVYDAS N	LTU	4	2	6
	PEREZ J	ESP	4	2	6
26	MICKENS D	USA	5		5
	PEDERSEN M	DEN		5	5
	SANTANA JN	ESP	1	4	5
29	GARCIA R	ESP	4		4
	MIINALA E	FIN	4		4
	SAYAH SM	IRI	2	2	4
32	BUISSERET V	BEL	3		3
	CHRISTY R	CAN	2	1	3
	DU J	CHN	2	1	3
	GALIANA V	ESP	3		3
	JUCHNA A	LTU	1	2	3
37	AITTOLA VM	FIN	2		2
	BAO D	CHN	1	1	2
	HOSSEINI SR	IRI	1	1	2

SCORING AVERAGE

Rk	Name	NPC	MP	G	Avg	P	Total
1	CARON M	CAN	5	12	4.6	11	23
	ZIBOLIS M	LTU	5	12	4.6	11	23
3	JALILVANDSHIRKHANI	IRI	5	13	4.4	9	22
4	CHEN L	CHN	3	11	4.3	2	13
	HULTQVIST N	SWE	6	19	4.3	7	26
6	BIHI Y	BEL	5	18	4.0	2	20
7	YAO Y	CHN	5	13	3.6	5	18
8	PAVLIUKIANEC G	LTU	5	16	3.4	1	17
9	VINKLER I	SLO	5	12	3.0	3	15
10	BJORKSTRAND J	SWE	6	9	2.7	7	16
	WEICHEL P	DEN	6	10	2.7	6	16
12	PIRC D	SLO	6	8	2.5	7	15
13	CAI C	CHN	5	8	2.4	4	12
	MATTILA J	FIN	5	3	2.4	9	12
15	de RICK J	BEL	5	4	2.0	6	10
	MARQUES R	BRA	5	9	2.0	1	10
	YANG C	CHN	4	8	2.0		8
18	MERREN T	USA	6	8	1.8	3	11
	LEDINEK M	SLO	4	6	1.8	1	7
20	CELENTE A	BRA	5	5	1.6	3	8
	POSIO P	FIN	5	8	1.6		8
22	MONTVYDAS N	LTU	4	4	1.5	2	6
	NIELSEN R	DEN	6	9	1.5		9
24	SILVA FILHO L	BRA	5	2	1.4	5	7
25	MIINALA E	FIN	3	4	1.3		4
26	PEREZ J	ESP	5	4	1.2	2	6
27	BAO D	CHN	2	1	1.0	1	2
	DENUYL S	USA	1	1	1.0		1
	DU J	CHN	3	2	1.0	1	3
	HOSSEINI SR	IRI	2	1	1.0	1	2
	JUCHNA A	LTU	3	1	1.0	2	3
	MICKENS D	USA	5	5	1.0		5
	SANTANA JN	ESP	5	1	1.0	4	5
34	PEDERSEN M	DEN	6		0.8	5	5
	GARCIA R	ESP	5	4	0.8		4
	SAYAH SM	IRI	5	2	0.8	2	4
	GALIANA V	ESP	4	3	0.8		3
38	BUISSERET V	BEL	5	3	0.6		3
	CHRISTY R	CAN	5	2	0.6	1	3

Legend:	Avg	Average	G	Goals	MP	Matches Played	P	Penalties	Rk	Rank
---------	-----	---------	---	-------	----	----------------	---	-----------	----	------



PLAYER RANKING As of 12 SEP 2008

个人技术统计


GOAL SCORERS

Rk	Name	NPC	G	P	Total
1	ZIBOLIS M	LTU	13	17	30
2	HULTQVIST N	SWE	19	7	26
3	CARON M	CAN	12	11	23
4	JALILVANDSHIRKHANI	IRI	13	9	22
5	BIHI Y	BEL	18	2	20
6	PAVLIUKIANEC G	LTU	18	1	19
7	YAO Y	CHN	13	5	18
8	BJORKSTRAND J	SWE	9	7	16
	WEICHEL P	DEN	10	6	16
10	PIRC D	SLO	8	7	15
	VINKLER I	SLO	12	3	15
12	CHEN L	CHN	11	2	13
13	CAI C	CHN	8	4	12
	MATTILA J	FIN	3	9	12
15	MERREN T	USA	8	3	11
16	de RICK J	BEL	4	6	10
	MARQUES R	BRA	9	1	10
18	NIELSEN R	DEN	9		9
19	CELENTE A	BRA	5	3	8
	POSIO P	FIN	8		8
	YANG C	CHN	8		8
22	LEDINEK M	SLO	6	1	7
	MONTVYDAS N	LTU	5	2	7
	SILVA FILHO L	BRA	2	5	7
25	PEREZ J	ESP	4	2	6
26	MICKENS D	USA	5		5
	PEDERSEN M	DEN		5	5
	SANTANA JN	ESP	1	4	5
29	GARCIA R	ESP	4		4
	MIINALA E	FIN	4		4
	SAYAH SM	IRI	2	2	4
32	BUISSERET V	BEL	3		3
	CHRISTY R	CAN	2	1	3
	DU J	CHN	2	1	3
	GALIANA V	ESP	3		3
	JUCHNA A	LTU	1	2	3
37	AITTOLA VM	FIN	2		2
	BAO D	CHN	1	1	2
	HOSSEINI SR	IRI	1	1	2

SCORING AVERAGE

Rk	Name	NPC	MP	G	Avg	P	Total
1	ZIBOLIS M	LTU	6	13	5.0	17	30
2	JALILVANDSHIRKHANI	IRI	5	13	4.4	9	22
3	CHEN L	CHN	3	11	4.3	2	13
	HULTQVIST N	SWE	6	19	4.3	7	26
5	BIHI Y	BEL	5	18	4.0	2	20
6	CARON M	CAN	6	12	3.8	11	23
7	YAO Y	CHN	5	13	3.6	5	18
8	PAVLIUKIANEC G	LTU	6	18	3.2	1	19
9	VINKLER I	SLO	5	12	3.0	3	15
10	BJORKSTRAND J	SWE	6	9	2.7	7	16
	WEICHEL P	DEN	6	10	2.7	6	16
12	PIRC D	SLO	6	8	2.5	7	15
13	CAI C	CHN	5	8	2.4	4	12
	MATTILA J	FIN	5	3	2.4	9	12
15	de RICK J	BEL	5	4	2.0	6	10
	MARQUES R	BRA	5	9	2.0	1	10
	YANG C	CHN	4	8	2.0		8
18	MERREN T	USA	6	8	1.8	3	11
	LEDINEK M	SLO	4	6	1.8	1	7
20	CELENTE A	BRA	5	5	1.6	3	8
	POSIO P	FIN	5	8	1.6		8
22	NIELSEN R	DEN	6	9	1.5		9
23	MONTVYDAS N	LTU	5	5	1.4	2	7
	SILVA FILHO L	BRA	5	2	1.4	5	7
25	MIINALA E	FIN	3	4	1.3		4
26	PEREZ J	ESP	5	4	1.2	2	6
27	BAO D	CHN	2	1	1.0	1	2
	DENUYL S	USA	1	1	1.0		1
	DU J	CHN	3	2	1.0	1	3
	HOSSEINI SR	IRI	2	1	1.0	1	2
	MICKENS D	USA	5	5	1.0		5
	SANTANA JN	ESP	5	1	1.0	4	5
33	PEDERSEN M	DEN	6		0.8	5	5
	GARCIA R	ESP	5	4	0.8		4
	SAYAH SM	IRI	5	2	0.8	2	4
	GALIANA V	ESP	4	3	0.8		3
	JUCHNA A	LTU	4	1	0.8	2	3
38	BUISSERET V	BEL	5	3	0.6		3
39	CHRISTY R	CAN	6	2	0.5	1	3

Legend:									
Avg	Average	G	Goals	MP	Matches Played	P	Penalties	Rk	Rank



PLAYER RANKING As of 12 SEP 2008

个人技术统计


GOAL SCORERS

Rk	Name	NPC	G	P	Total
1	ZIBOLIS M	LTU	13	17	30
2	HULTQVIST N	SWE	19	7	26
3	CARON M	CAN	12	11	23
4	JALILVANDSHIRKHANI	IRI	13	9	22
5	BIHI Y	BEL	18	2	20
6	PAVLIUKIANEC G	LTU	18	1	19
	YAO Y	CHN	14	5	19
8	CHEN L	CHN	16	2	18
9	BJORKSTRAND J	SWE	9	7	16
	WEICHEL P	DEN	10	6	16
11	MATTILA J	FIN	5	10	15
	PIRC D	SLO	8	7	15
	VINKLER I	SLO	12	3	15
14	CAI C	CHN	9	4	13
15	MERREN T	USA	8	3	11
16	de RICK J	BEL	4	6	10
	MARQUES R	BRA	9	1	10
	POSIO P	FIN	10		10
19	NIELSEN R	DEN	9		9
20	CELENTE A	BRA	5	3	8
	YANG C	CHN	8		8
22	LEDINEK M	SLO	6	1	7
	MONTVYDAS N	LTU	5	2	7
	SILVA FILHO L	BRA	2	5	7
25	PEREZ J	ESP	4	2	6
26	MICKENS D	USA	5		5
	PEDERSEN M	DEN		5	5
	SANTANA JN	ESP	1	4	5
29	GARCIA R	ESP	4		4
	MIINALA E	FIN	4		4
	SAYAH SM	IRI	2	2	4
32	AITTOLA VM	FIN	3		3
	BUISSERET V	BEL	3		3
	CHRISTY R	CAN	2	1	3
	DU J	CHN	2	1	3
	GALIANA V	ESP	3		3
	JUCHNA A	LTU	1	2	3
38	BAO D	CHN	1	1	2
	HOSSEINI SR	IRI	1	1	2

SCORING AVERAGE

Rk	Name	NPC	MP	G	Avg	P	Total
1	ZIBOLIS M	LTU	6	13	5.0	17	30
2	CHEN L	CHN	4	16	4.5	2	18
3	JALILVANDSHIRKHANI	IRI	5	13	4.4	9	22
4	HULTQVIST N	SWE	6	19	4.3	7	26
5	BIHI Y	BEL	5	18	4.0	2	20
6	CARON M	CAN	6	12	3.8	11	23
7	PAVLIUKIANEC G	LTU	6	18	3.2	1	19
	YAO Y	CHN	6	14	3.2	5	19
9	VINKLER I	SLO	5	12	3.0	3	15
10	BJORKSTRAND J	SWE	6	9	2.7	7	16
	WEICHEL P	DEN	6	10	2.7	6	16
12	MATTILA J	FIN	6	5	2.5	10	15
	PIRC D	SLO	6	8	2.5	7	15
14	CAI C	CHN	6	9	2.2	4	13
15	de RICK J	BEL	5	4	2.0	6	10
	MARQUES R	BRA	5	9	2.0	1	10
	YANG C	CHN	4	8	2.0		8
18	MERREN T	USA	6	8	1.8	3	11
	LEDINEK M	SLO	4	6	1.8	1	7
20	POSIO P	FIN	6	10	1.7		10
21	CELENTE A	BRA	5	5	1.6	3	8
22	NIELSEN R	DEN	6	9	1.5		9
23	MONTVYDAS N	LTU	5	5	1.4	2	7
	SILVA FILHO L	BRA	5	2	1.4	5	7
25	MIINALA E	FIN	3	4	1.3		4
26	PEREZ J	ESP	5	4	1.2	2	6
27	BAO D	CHN	2	1	1.0	1	2
	DENUYL S	USA	1	1	1.0		1
	DU J	CHN	3	2	1.0	1	3
	HOSSEINI SR	IRI	2	1	1.0	1	2
	MICKENS D	USA	5	5	1.0		5
	SANTANA JN	ESP	5	1	1.0	4	5
33	PEDERSEN M	DEN	6		0.8	5	5
	GARCIA R	ESP	5	4	0.8		4
	SAYAH SM	IRI	5	2	0.8	2	4
	GALIANA V	ESP	4	3	0.8		3
	JUCHNA A	LTU	4	1	0.8	2	3
38	BUISSERET V	BEL	5	3	0.6		3
39	AITTOLA VM	FIN	6	3	0.5		3

Legend:									
Avg	Average	G	Goals	MP	Matches Played	P	Penalties	Rk	Rank



PLAYER RANKING As of 12 SEP 2008

个人技术统计

GOAL SCORERS

Rk	Name	NPC	G	P	Total
1	ZIBOLIS M	LTU	13	17	30
2	HULTQVIST N	SWE	19	7	26
3	CARON M	CAN	12	11	23
4	JALILVANDSHIRKHANI	IRI	13	9	22
5	BIHI Y	BEL	18	2	20
6	PAVLIUKIANEC G	LTU	18	1	19
	YAO Y	CHN	14	5	19
8	CHEN L	CHN	16	2	18
9	BJORKSTRAND J	SWE	9	7	16
	WEICHEL P	DEN	10	6	16
11	MATTILA J	FIN	5	10	15
	PIRC D	SLO	8	7	15
	VINKLER I	SLO	12	3	15
14	CAI C	CHN	9	4	13
15	MARQUES R	BRA	11	1	12
16	MERREN T	USA	8	3	11
	SILVA FILHO L	BRA	5	6	11
18	de RICK J	BEL	4	6	10
	POSIO P	FIN	10		10
20	CELENTE A	BRA	6	3	9
	NIELSEN R	DEN	9		9
22	YANG C	CHN	8		8
23	LEDINEK M	SLO	6	1	7
	MONTVYDAS N	LTU	5	2	7
	PEREZ J	ESP	5	2	7
26	SANTANA JN	ESP	1	5	6
27	GARCIA R	ESP	5		5
	MICKENS D	USA	5		5
	PEDERSEN M	DEN		5	5
30	MIINALA E	FIN	4		4
	SAYAH SM	IRI	2	2	4
32	AITTOLA VM	FIN	3		3
	BUISSERET V	BEL	3		3
	CHRISTY R	CAN	2	1	3
	DU J	CHN	2	1	3
	GALIANA V	ESP	3		3
	JUCHNA A	LTU	1	2	3
38	BAO D	CHN	1	1	2
	HOSSEINI SR	IRI	1	1	2

SCORING AVERAGE

Rk	Name	NPC	MP	G	Avg	P	Total
1	ZIBOLIS M	LTU	6	13	5.0	17	30
2	CHEN L	CHN	4	16	4.5	2	18
3	JALILVANDSHIRKHANI	IRI	5	13	4.4	9	22
4	HULTQVIST N	SWE	6	19	4.3	7	26
5	BIHI Y	BEL	5	18	4.0	2	20
6	CARON M	CAN	6	12	3.8	11	23
7	PAVLIUKIANEC G	LTU	6	18	3.2	1	19
	YAO Y	CHN	6	14	3.2	5	19
9	VINKLER I	SLO	5	12	3.0	3	15
10	BJORKSTRAND J	SWE	6	9	2.7	7	16
	WEICHEL P	DEN	6	10	2.7	6	16
12	MATTILA J	FIN	6	5	2.5	10	15
	PIRC D	SLO	6	8	2.5	7	15
14	CAI C	CHN	6	9	2.2	4	13
15	de RICK J	BEL	5	4	2.0	6	10
	MARQUES R	BRA	6	11	2.0	1	12
	YANG C	CHN	4	8	2.0		8
18	MERREN T	USA	6	8	1.8	3	11
	SILVA FILHO L	BRA	6	5	1.8	6	11
	LEDINEK M	SLO	4	6	1.8	1	7
21	POSIO P	FIN	6	10	1.7		10
22	CELENTE A	BRA	6	6	1.5	3	9
	NIELSEN R	DEN	6	9	1.5		9
24	MONTVYDAS N	LTU	5	5	1.4	2	7
25	MIINALA E	FIN	3	4	1.3		4
26	PEREZ J	ESP	6	5	1.2	2	7
27	BAO D	CHN	2	1	1.0	1	2
	DENUYL S	USA	1	1	1.0		1
	DU J	CHN	3	2	1.0	1	3
	HOSSEINI SR	IRI	2	1	1.0	1	2
	MICKENS D	USA	5	5	1.0		5
	SANTANA JN	ESP	6	1	1.0	5	6
33	GARCIA R	ESP	6	5	0.8		5
	PEDERSEN M	DEN	6		0.8	5	5
	SAYAH SM	IRI	5	2	0.8	2	4
	GALIANA V	ESP	4	3	0.8		3
	JUCHNA A	LTU	4	1	0.8	2	3
38	BUISSERET V	BEL	5	3	0.6		3
39	AITTOLA VM	FIN	6	3	0.5		3

Legend:	Avg	Average	G	Goals	MP	Matches Played	P	Penalties	Rk	Rank
---------	-----	---------	---	-------	----	----------------	---	-----------	----	------



PLAYER RANKING As of 12 SEP 2008

个人技术统计

GOAL SCORERS

Rk	Name	NPC	G	P	Total
1	ZIBOLIS M	LTU	13	17	30
2	HULTQVIST N	SWE	19	7	26
	JALILVANDSHIRKHANI	IRI	17	9	26
4	CARON M	CAN	12	11	23
5	BIHI Y	BEL	19	2	21
6	PAVLIUKIANEC G	LTU	18	1	19
	YAO Y	CHN	14	5	19
8	CHEN L	CHN	16	2	18
9	BJORKSTRAND J	SWE	9	7	16
	WEICHEL P	DEN	10	6	16
11	MATTILA J	FIN	5	10	15
	PIRC D	SLO	8	7	15
	VINKLER I	SLO	12	3	15
14	CAI C	CHN	9	4	13
15	MARQUES R	BRA	11	1	12
16	MERREN T	USA	8	3	11
	SILVA FILHO L	BRA	5	6	11
18	de RICK J	BEL	4	6	10
	POSIO P	FIN	10		10
20	CELENTE A	BRA	6	3	9
	NIELSEN R	DEN	9		9
22	YANG C	CHN	8		8
23	LEDINEK M	SLO	6	1	7
	MONTVYDAS N	LTU	5	2	7
	PEREZ J	ESP	5	2	7
26	SANTANA JN	ESP	1	5	6
	SAYAH SM	IRI	4	2	6
28	GARCIA R	ESP	5		5
	MICKENS D	USA	5		5
	PEDERSEN M	DEN		5	5
31	MIINALA E	FIN	4		4
32	AITTOLA VM	FIN	3		3
	BUISSERET V	BEL	3		3
	CHRISTY R	CAN	2	1	3
	DU J	CHN	2	1	3
	GALIANA V	ESP	3		3
	JUCHNA A	LTU	1	2	3
38	BAO D	CHN	1	1	2
	HOSSEINI SR	IRI	1	1	2

SCORING AVERAGE

Rk	Name	NPC	MP	G	Avg	P	Total
1	ZIBOLIS M	LTU	6	13	5.0	17	30
2	CHEN L	CHN	4	16	4.5	2	18
3	HULTQVIST N	SWE	6	19	4.3	7	26
	JALILVANDSHIRKHANI	IRI	6	17	4.3	9	26
5	CARON M	CAN	6	12	3.8	11	23
6	BIHI Y	BEL	6	19	3.5	2	21
7	PAVLIUKIANEC G	LTU	6	18	3.2	1	19
	YAO Y	CHN	6	14	3.2	5	19
9	VINKLER I	SLO	5	12	3.0	3	15
10	BJORKSTRAND J	SWE	6	9	2.7	7	16
	WEICHEL P	DEN	6	10	2.7	6	16
12	MATTILA J	FIN	6	5	2.5	10	15
	PIRC D	SLO	6	8	2.5	7	15
14	CAI C	CHN	6	9	2.2	4	13
15	MARQUES R	BRA	6	11	2.0	1	12
	YANG C	CHN	4	8	2.0		8
17	MERREN T	USA	6	8	1.8	3	11
	SILVA FILHO L	BRA	6	5	1.8	6	11
	LEDINEK M	SLO	4	6	1.8	1	7
20	de RICK J	BEL	6	4	1.7	6	10
	POSIO P	FIN	6	10	1.7		10
22	CELENTE A	BRA	6	6	1.5	3	9
	NIELSEN R	DEN	6	9	1.5		9
24	MONTVYDAS N	LTU	5	5	1.4	2	7
25	MIINALA E	FIN	3	4	1.3		4
26	PEREZ J	ESP	6	5	1.2	2	7
27	BAO D	CHN	2	1	1.0	1	2
	DENUYL S	USA	1	1	1.0		1
	DU J	CHN	3	2	1.0	1	3
	MICKENS D	USA	5	5	1.0		5
	SANTANA JN	ESP	6	1	1.0	5	6
	SAYAH SM	IRI	6	4	1.0	2	6
33	GARCIA R	ESP	6	5	0.8		5
	PEDERSEN M	DEN	6		0.8	5	5
	GALIANA V	ESP	4	3	0.8		3
	JUCHNA A	LTU	4	1	0.8	2	3
37	HOSSEINI SR	IRI	3	1	0.7	1	2
38	AITTOLA VM	FIN	6	3	0.5		3
	BUISSERET V	BEL	6	3	0.5		3

Legend:	Avg	Average	G	Goals	MP	Matches Played	P	Penalties	Rk	Rank
---------	-----	---------	---	-------	----	----------------	---	-----------	----	------



PLAYER RANKING As of 13 SEP 2008

个人技术统计

GOAL SCORERS

Rk	Name	NPC	G	P	Total
1	ZIBOLIS M	LTU	13	17	30
2	HULTQVIST N	SWE	19	7	26
	JALILVANDSHIRKHANI	IRI	17	9	26
4	CARON M	CAN	12	11	23
5	BIHI Y	BEL	19	2	21
6	WEICHEL P	DEN	13	7	20
7	PAVLIUKIANEC G	LTU	18	1	19
	YAO Y	CHN	14	5	19
9	CHEN L	CHN	16	2	18
10	BJORKSTRAND J	SWE	9	7	16
	VINKLER I	SLO	13	3	16
12	MATTILA J	FIN	5	10	15
	PIRC D	SLO	8	7	15
14	CAI C	CHN	9	4	13
15	MARQUES R	BRA	11	1	12
16	MERREN T	USA	8	3	11
	SILVA FILHO L	BRA	5	6	11
18	de RICK J	BEL	4	6	10
	LEDINEK M	SLO	9	1	10
	NIELSEN R	DEN	10		10
	POSIO P	FIN	10		10
22	CELENTE A	BRA	6	3	9
23	YANG C	CHN	8		8
24	MONTVYDAS N	LTU	5	2	7
	PEREZ J	ESP	5	2	7
26	PEDERSEN M	DEN	1	5	6
	SANTANA JN	ESP	1	5	6
	SAYAH SM	IRI	4	2	6
29	GARCIA R	ESP	5		5
	MICKENS D	USA	5		5
31	MIINALA E	FIN	4		4
32	AITTOLA VM	FIN	3		3
	BUISSERET V	BEL	3		3
	CHRISTY R	CAN	2	1	3
	DU J	CHN	2	1	3
	GALIANA V	ESP	3		3
	JUCHNA A	LTU	1	2	3
38	BAO D	CHN	1	1	2
	HOSSEINI SR	IRI	1	1	2

SCORING AVERAGE

Rk	Name	NPC	MP	G	Avg	P	Total
1	ZIBOLIS M	LTU	6	13	5.0	17	30
2	CHEN L	CHN	4	16	4.5	2	18
3	HULTQVIST N	SWE	6	19	4.3	7	26
	JALILVANDSHIRKHANI	IRI	6	17	4.3	9	26
5	CARON M	CAN	6	12	3.8	11	23
6	BIHI Y	BEL	6	19	3.5	2	21
7	PAVLIUKIANEC G	LTU	6	18	3.2	1	19
	YAO Y	CHN	6	14	3.2	5	19
9	WEICHEL P	DEN	7	13	2.9	7	20
10	BJORKSTRAND J	SWE	6	9	2.7	7	16
	VINKLER I	SLO	6	13	2.7	3	16
12	MATTILA J	FIN	6	5	2.5	10	15
13	CAI C	CHN	6	9	2.2	4	13
14	PIRC D	SLO	7	8	2.1	7	15
15	LEDINEK M	SLO	5	9	2.0	1	10
	MARQUES R	BRA	6	11	2.0	1	12
	YANG C	CHN	4	8	2.0		8
18	MERREN T	USA	6	8	1.8	3	11
	SILVA FILHO L	BRA	6	5	1.8	6	11
20	de RICK J	BEL	6	4	1.7	6	10
	POSIO P	FIN	6	10	1.7		10
22	CELENTE A	BRA	6	6	1.5	3	9
23	NIELSEN R	DEN	7	10	1.4		10
	MONTVYDAS N	LTU	5	5	1.4	2	7
25	MIINALA E	FIN	3	4	1.3		4
26	PEREZ J	ESP	6	5	1.2	2	7
27	BAO D	CHN	2	1	1.0	1	2
	DENUYL S	USA	1	1	1.0		1
	DU J	CHN	3	2	1.0	1	3
	MICKENS D	USA	5	5	1.0		5
	SANTANA JN	ESP	6	1	1.0	5	6
	SAYAH SM	IRI	6	4	1.0	2	6
33	PEDERSEN M	DEN	7	1	0.9	5	6
34	GARCIA R	ESP	6	5	0.8		5
	GALIANA V	ESP	4	3	0.8		3
	JUCHNA A	LTU	4	1	0.8	2	3
37	HOSSEINI SR	IRI	3	1	0.7	1	2
38	AITTOLA VM	FIN	6	3	0.5		3
	BUISSERET V	BEL	6	3	0.5		3

Legend:	Avg	Average	G	Goals	MP	Matches Played	P	Penalties	Rk	Rank
---------	-----	---------	---	-------	----	----------------	---	-----------	----	------



PLAYER RANKING As of 13 SEP 2008

个人技术统计

GOAL SCORERS

Rk	Name	NPC	G	P	Total
1	ZIBOLIS M	LTU	13	17	30
2	CARON M	CAN	16	11	27
3	HULTQVIST N	SWE	19	7	26
	JALILVANDSHIRKHANI	IRI	17	9	26
5	BIHI Y	BEL	19	2	21
6	WEICHEL P	DEN	13	7	20
7	PAVLIUKIANEC G	LTU	18	1	19
	YAO Y	CHN	14	5	19
9	CHEN L	CHN	16	2	18
10	MATTILA J	FIN	5	12	17
11	BJORKSTRAND J	SWE	9	7	16
	VINKLER I	SLO	13	3	16
13	PIRC D	SLO	8	7	15
14	CAI C	CHN	9	4	13
	POSIO P	FIN	13		13
16	MARQUES R	BRA	11	1	12
17	MERREN T	USA	8	3	11
	SILVA FILHO L	BRA	5	6	11
19	de RICK J	BEL	4	6	10
	LEDINEK M	SLO	9	1	10
	NIELSEN R	DEN	10		10
22	CELENTE A	BRA	6	3	9
23	YANG C	CHN	8		8
24	MONTVYDAS N	LTU	5	2	7
	PEREZ J	ESP	5	2	7
26	PEDERSEN M	DEN	1	5	6
	SANTANA JN	ESP	1	5	6
	SAYAH SM	IRI	4	2	6
29	GARCIA R	ESP	5		5
	MICKENS D	USA	5		5
31	MIINALA E	FIN	4		4
32	AITTOLA VM	FIN	3		3
	BUISSERET V	BEL	3		3
	CHRISTY R	CAN	2	1	3
	DU J	CHN	2	1	3
	GALIANA V	ESP	3		3
	HACHE B	CAN	3		3
	JUCHNA A	LTU	1	2	3
39	BAO D	CHN	1	1	2

SCORING AVERAGE

Rk	Name	NPC	MP	G	Avg	P	Total
1	ZIBOLIS M	LTU	6	13	5.0	17	30
2	CHEN L	CHN	4	16	4.5	2	18
3	HULTQVIST N	SWE	6	19	4.3	7	26
	JALILVANDSHIRKHANI	IRI	6	17	4.3	9	26
5	CARON M	CAN	7	16	3.9	11	27
6	BIHI Y	BEL	6	19	3.5	2	21
7	PAVLIUKIANEC G	LTU	6	18	3.2	1	19
	YAO Y	CHN	6	14	3.2	5	19
9	WEICHEL P	DEN	7	13	2.9	7	20
10	BJORKSTRAND J	SWE	6	9	2.7	7	16
	VINKLER I	SLO	6	13	2.7	3	16
12	MATTILA J	FIN	7	5	2.4	12	17
13	CAI C	CHN	6	9	2.2	4	13
14	PIRC D	SLO	7	8	2.1	7	15
15	LEDINEK M	SLO	5	9	2.0	1	10
	MARQUES R	BRA	6	11	2.0	1	12
	YANG C	CHN	4	8	2.0		8
18	POSIO P	FIN	7	13	1.9		13
19	MERREN T	USA	6	8	1.8	3	11
	SILVA FILHO L	BRA	6	5	1.8	6	11
21	de RICK J	BEL	6	4	1.7	6	10
22	CELENTE A	BRA	6	6	1.5	3	9
23	NIELSEN R	DEN	7	10	1.4		10
	MONTVYDAS N	LTU	5	5	1.4	2	7
25	PEREZ J	ESP	6	5	1.2	2	7
26	BAO D	CHN	2	1	1.0	1	2
	DENUYL S	USA	1	1	1.0		1
	DU J	CHN	3	2	1.0	1	3
	MICKENS D	USA	5	5	1.0		5
	MIINALA E	FIN	4	4	1.0		4
	SANTANA JN	ESP	6	1	1.0	5	6
	SAYAH SM	IRI	6	4	1.0	2	6
33	PEDERSEN M	DEN	7	1	0.9	5	6
34	GARCIA R	ESP	6	5	0.8		5
	GALIANA V	ESP	4	3	0.8		3
	JUCHNA A	LTU	4	1	0.8	2	3
37	HOSSEINI SR	IRI	3	1	0.7	1	2
38	HACHE B	CAN	5	3	0.6		3
39	BUISSERET V	BEL	6	3	0.5		3

Avg	Average	G	Goals	MP	Matches Played	P	Penalties	Rk	Rank
-----	---------	---	-------	----	----------------	---	-----------	----	------



PLAYER RANKING As of 13 SEP 2008

个人技术统计

GOAL SCORERS

Rk	Name	NPC	G	P	Total
1	ZIBOLIS M	LTU	13	18	31
2	CARON M	CAN	16	11	27
3	HULTQVIST N	SWE	19	7	26
	JALILVANDSHIRKHANI	IRI	17	9	26
	PAVLIUKIANEC G	LTU	23	3	26
6	BIHI Y	BEL	19	2	21
7	WEICHEL P	DEN	13	7	20
8	YAO Y	CHN	14	5	19
9	CHEN L	CHN	16	2	18
10	BJORKSTRAND J	SWE	10	7	17
	MATTILA J	FIN	5	12	17
12	VINKLER I	SLO	13	3	16
13	PIRC D	SLO	8	7	15
14	CAI C	CHN	9	4	13
	POSIO P	FIN	13		13
16	MARQUES R	BRA	11	1	12
17	MERREN T	USA	8	3	11
	SILVA FILHO L	BRA	5	6	11
19	de RICK J	BEL	4	6	10
	LEDINEK M	SLO	9	1	10
	NIELSEN R	DEN	10		10
22	CELENTE A	BRA	6	3	9
	MONTVYDAS N	LTU	7	2	9
24	YANG C	CHN	8		8
25	PEREZ J	ESP	5	2	7
26	PEDERSEN M	DEN	1	5	6
	SANTANA JN	ESP	1	5	6
	SAYAH SM	IRI	4	2	6
29	GARCIA R	ESP	5		5
	MICKENS D	USA	5		5
31	MIINALA E	FIN	4		4
	SEREMETI F	SWE	3	1	4
33	AITTOLA VM	FIN	3		3
	BUISSERET V	BEL	3		3
	CHRISTY R	CAN	2	1	3
	DU J	CHN	2	1	3
	GALIANA V	ESP	3		3
	HACHE B	CAN	3		3
	JUCHNA A	LTU	1	2	3

SCORING AVERAGE

Rk	Name	NPC	MP	G	Avg	P	Total
1	CHEN L	CHN	4	16	4.5	2	18
2	ZIBOLIS M	LTU	7	13	4.4	18	31
3	HULTQVIST N	SWE	6	19	4.3	7	26
	JALILVANDSHIRKHANI	IRI	6	17	4.3	9	26
5	CARON M	CAN	7	16	3.9	11	27
6	PAVLIUKIANEC G	LTU	7	23	3.7	3	26
7	BIHI Y	BEL	6	19	3.5	2	21
8	YAO Y	CHN	6	14	3.2	5	19
9	WEICHEL P	DEN	7	13	2.9	7	20
10	VINKLER I	SLO	6	13	2.7	3	16
11	BJORKSTRAND J	SWE	7	10	2.4	7	17
	MATTILA J	FIN	7	5	2.4	12	17
13	CAI C	CHN	6	9	2.2	4	13
14	PIRC D	SLO	7	8	2.1	7	15
15	LEDINEK M	SLO	5	9	2.0	1	10
	MARQUES R	BRA	6	11	2.0	1	12
	YANG C	CHN	4	8	2.0		8
18	POSIO P	FIN	7	13	1.9		13
19	MERREN T	USA	6	8	1.8	3	11
	SILVA FILHO L	BRA	6	5	1.8	6	11
21	de RICK J	BEL	6	4	1.7	6	10
22	CELENTE A	BRA	6	6	1.5	3	9
	MONTVYDAS N	LTU	6	7	1.5	2	9
24	NIELSEN R	DEN	7	10	1.4		10
25	PEREZ J	ESP	6	5	1.2	2	7
26	BAO D	CHN	2	1	1.0	1	2
	DENUYL S	USA	1	1	1.0		1
	DU J	CHN	3	2	1.0	1	3
	MICKENS D	USA	5	5	1.0		5
	MIINALA E	FIN	4	4	1.0		4
	SANTANA JN	ESP	6	1	1.0	5	6
	SAYAH SM	IRI	6	4	1.0	2	6
33	PEDERSEN M	DEN	7	1	0.9	5	6
34	GARCIA R	ESP	6	5	0.8		5
	GALIANA V	ESP	4	3	0.8		3
	JUCHNA A	LTU	4	1	0.8	2	3
37	HOSSEINI SR	IRI	3	1	0.7	1	2
	SEREMETI F	SWE	6	3	0.7	1	4
39	HACHE B	CAN	5	3	0.6		3

Avg	Average	G	Goals	MP	Matches Played	P	Penalties	Rk	Rank
-----	---------	---	-------	----	----------------	---	-----------	----	------



PLAYER RANKING As of 7 SEP 2008

个人技术统计

GOAL SCORERS

Rk	Name	NPC	G	P	Total
1	CARON M	CAN	5	3	8
2	HULTQVIST N	SWE	4	1	5
	PAVLIUKIANEC G	LTU	5		5
4	ZIBOLIS M	LTU	1	3	4
5	BIHI Y	BEL	3		3
	BJORKSTRAND J	SWE	3		3
	JALILVANDSHIRKHANI	IRI	2	1	3
	SILVA FILHO L	BRA	2	1	3
9	de RICK J	BEL	1	1	2
	MARQUES R	BRA	2		2
	SANTANA JN	ESP		2	2
12	CELENTE A	BRA	1		1
	CHRISTY R	CAN	1		1
	HOSSEINI SR	IRI	1		1
	NIELSEN R	DEN	1		1
	SAYAH SM	IRI	1		1
	WEICHEL P	DEN	1		1

SCORING AVERAGE

Rk	Name	NPC	MP	G	Avg	P	Total
1	CARON M	CAN	1	5	8.0	3	8
2	HULTQVIST N	SWE	1	4	5.0	1	5
	PAVLIUKIANEC G	LTU	1	5	5.0		5
4	ZIBOLIS M	LTU	1	1	4.0	3	4
5	BIHI Y	BEL	1	3	3.0		3
	BJORKSTRAND J	SWE	1	3	3.0		3
	JALILVANDSHIRKHANI	IRI	1	2	3.0	1	3
	SILVA FILHO L	BRA	1	2	3.0	1	3
9	de RICK J	BEL	1	1	2.0	1	2
	MARQUES R	BRA	1	2	2.0		2
	SANTANA JN	ESP	1		2.0	2	2
12	CELENTE A	BRA	1	1	1.0		1
	CHRISTY R	CAN	1	1	1.0		1
	HOSSEINI SR	IRI	1	1	1.0		1
	NIELSEN R	DEN	1	1	1.0		1
	SAYAH SM	IRI	1	1	1.0		1
	WEICHEL P	DEN	1	1	1.0		1

Legend:

Avg Average G Goals MP Matches Played P Penalties Rk Rank



PLAYER RANKING As of 13 SEP 2008

个人技术统计


GOAL SCORERS

Rk	Name	NPC	G	P	Total
1	ZIBOLIS M	LTU	13	18	31
2	CARON M	CAN	16	11	27
3	HULTQVIST N	SWE	19	7	26
	JALILVANDSHIRKHANI	IRI	17	9	26
	PAVLIUKIANEC G	LTU	23	3	26
6	BIHI Y	BEL	19	2	21
	YAO Y	CHN	16	5	21
8	WEICHEL P	DEN	13	7	20
9	CHEN L	CHN	16	2	18
10	BJORKSTRAND J	SWE	10	7	17
	MATTILA J	FIN	5	12	17
12	VINKLER I	SLO	13	3	16
13	CAI C	CHN	11	4	15
	PIRC D	SLO	8	7	15
15	POSIO P	FIN	13		13
16	MARQUES R	BRA	11	1	12
17	MERREN T	USA	8	3	11
	SILVA FILHO L	BRA	5	6	11
19	de RICK J	BEL	4	6	10
	LEDINEK M	SLO	9	1	10
	NIELSEN R	DEN	10		10
22	CELENTE A	BRA	6	3	9
	MONTVYDAS N	LTU	7	2	9
24	YANG C	CHN	8		8
25	PEREZ J	ESP	5	2	7
26	PEDERSEN M	DEN	1	5	6
	SANTANA JN	ESP	1	5	6
	SAYAH SM	IRI	4	2	6
29	GARCIA R	ESP	5		5
	MICKENS D	USA	5		5
31	MIINALA E	FIN	4		4
	SEREMETI F	SWE	3	1	4
33	AITTOLA VM	FIN	3		3
	BUISSERET V	BEL	3		3
	CHRISTY R	CAN	2	1	3
	DU J	CHN	2	1	3
	GALIANA V	ESP	3		3
	HACHE B	CAN	3		3
	JUCHNA A	LTU	1	2	3

SCORING AVERAGE

Rk	Name	NPC	MP	G	Avg	P	Total
1	ZIBOLIS M	LTU	7	13	4.4	18	31
2	HULTQVIST N	SWE	6	19	4.3	7	26
	JALILVANDSHIRKHANI	IRI	6	17	4.3	9	26
4	CARON M	CAN	7	16	3.9	11	27
5	PAVLIUKIANEC G	LTU	7	23	3.7	3	26
6	CHEN L	CHN	5	16	3.6	2	18
7	BIHI Y	BEL	6	19	3.5	2	21
8	YAO Y	CHN	7	16	3.0	5	21
9	WEICHEL P	DEN	7	13	2.9	7	20
10	VINKLER I	SLO	6	13	2.7	3	16
11	BJORKSTRAND J	SWE	7	10	2.4	7	17
	MATTILA J	FIN	7	5	2.4	12	17
13	CAI C	CHN	7	11	2.1	4	15
	PIRC D	SLO	7	8	2.1	7	15
15	LEDINEK M	SLO	5	9	2.0	1	10
	MARQUES R	BRA	6	11	2.0	1	12
	YANG C	CHN	4	8	2.0		8
18	POSIO P	FIN	7	13	1.9		13
19	SILVA FILHO L	BRA	6	5	1.8	6	11
20	de RICK J	BEL	6	4	1.7	6	10
21	MERREN T	USA	7	8	1.6	3	11
22	CELENTE A	BRA	6	6	1.5	3	9
	MONTVYDAS N	LTU	6	7	1.5	2	9
24	NIELSEN R	DEN	7	10	1.4		10
25	PEREZ J	ESP	6	5	1.2	2	7
26	BAO D	CHN	2	1	1.0	1	2
	DENUYL S	USA	1	1	1.0		1
	DU J	CHN	3	2	1.0	1	3
	MIINALA E	FIN	4	4	1.0		4
	SANTANA JN	ESP	6	1	1.0	5	6
	SAYAH SM	IRI	6	4	1.0	2	6
32	PEDERSEN M	DEN	7	1	0.9	5	6
33	GARCIA R	ESP	6	5	0.8		5
	MICKENS D	USA	6	5	0.8		5
	GALIANA V	ESP	4	3	0.8		3
	JUCHNA A	LTU	4	1	0.8	2	3
37	HOSSEINI SR	IRI	3	1	0.7	1	2
	SEREMETI F	SWE	6	3	0.7	1	4
39	HACHE B	CAN	5	3	0.6		3

Legend:	Avg	Average	G	Goals	MP	Matches Played	P	Penalties	Rk	Rank
---------	-----	---------	---	-------	----	----------------	---	-----------	----	------



PLAYER RANKING As of 14 SEP 2008

个人技术统计

GOAL SCORERS

Rk	Name	NPC	G	P	Total
1	ZIBOLIS M	LTU	13	18	31
2	CARON M	CAN	16	11	27
3	HULTQVIST N	SWE	19	7	26
	JALILVANDSHIRKHANI	IRI	17	9	26
	PAVLIUKIANEC G	LTU	23	3	26
6	BIHI Y	BEL	19	2	21
	YAO Y	CHN	16	5	21
8	WEICHEL P	DEN	13	7	20
9	CHEN L	CHN	16	2	18
	VINKLER I	SLO	15	3	18
11	BJORKSTRAND J	SWE	10	7	17
	MATTILA J	FIN	5	12	17
	POSIO P	FIN	15	2	17
14	CAI C	CHN	11	4	15
	PIRC D	SLO	8	7	15
16	LEDINEK M	SLO	10	3	13
17	MARQUES R	BRA	11	1	12
18	MERREN T	USA	8	3	11
	SILVA FILHO L	BRA	5	6	11
20	de RICK J	BEL	4	6	10
	NIELSEN R	DEN	10		10
22	CELENTE A	BRA	6	3	9
	MONTVYDAS N	LTU	7	2	9
24	YANG C	CHN	8		8
25	PEREZ J	ESP	5	2	7
26	PEDERSEN M	DEN	1	5	6
	SANTANA JN	ESP	1	5	6
	SAYAH SM	IRI	4	2	6
29	GARCIA R	ESP	5		5
	MICKENS D	USA	5		5
	MIINALA E	FIN	5		5
32	AITTOLA VM	FIN	4		4
	SEREMETI F	SWE	3	1	4
34	BUISSERET V	BEL	3		3
	CHRISTY R	CAN	2	1	3
	DU J	CHN	2	1	3
	GALIANA V	ESP	3		3
	HACHE B	CAN	3		3
	JUCHNA A	LTU	1	2	3

SCORING AVERAGE

Rk	Name	NPC	MP	G	Avg	P	Total
1	ZIBOLIS M	LTU	7	13	4.4	18	31
2	HULTQVIST N	SWE	6	19	4.3	7	26
	JALILVANDSHIRKHANI	IRI	6	17	4.3	9	26
4	CARON M	CAN	7	16	3.9	11	27
5	PAVLIUKIANEC G	LTU	7	23	3.7	3	26
6	CHEN L	CHN	5	16	3.6	2	18
7	BIHI Y	BEL	6	19	3.5	2	21
8	YAO Y	CHN	7	16	3.0	5	21
9	WEICHEL P	DEN	7	13	2.9	7	20
10	VINKLER I	SLO	7	15	2.6	3	18
11	BJORKSTRAND J	SWE	7	10	2.4	7	17
	MATTILA J	FIN	7	5	2.4	12	17
13	LEDINEK M	SLO	6	10	2.2	3	13
14	CAI C	CHN	7	11	2.1	4	15
	POSIO P	FIN	8	15	2.1	2	17
16	MARQUES R	BRA	6	11	2.0	1	12
	YANG C	CHN	4	8	2.0		8
18	PIRC D	SLO	8	8	1.9	7	15
19	SILVA FILHO L	BRA	6	5	1.8	6	11
20	de RICK J	BEL	6	4	1.7	6	10
21	MERREN T	USA	7	8	1.6	3	11
22	CELENTE A	BRA	6	6	1.5	3	9
	MONTVYDAS N	LTU	6	7	1.5	2	9
24	NIELSEN R	DEN	7	10	1.4		10
25	PEREZ J	ESP	6	5	1.2	2	7
26	BAO D	CHN	2	1	1.0	1	2
	DENUYL S	USA	1	1	1.0		1
	DU J	CHN	3	2	1.0	1	3
	MIINALA E	FIN	5	5	1.0		5
	SANTANA JN	ESP	6	1	1.0	5	6
	SAYAH SM	IRI	6	4	1.0	2	6
32	PEDERSEN M	DEN	7	1	0.9	5	6
33	GARCIA R	ESP	6	5	0.8		5
	MICKENS D	USA	6	5	0.8		5
	GALIANA V	ESP	4	3	0.8		3
	JUCHNA A	LTU	4	1	0.8	2	3
37	HOSSEINI SR	IRI	3	1	0.7	1	2
	SEREMETI F	SWE	6	3	0.7	1	4
39	HACHE B	CAN	5	3	0.6		3

Legend:									
Avg	Average	G	Goals	MP	Matches Played	P	Penalties	Rk	Rank



PLAYER RANKING As of 14 SEP 2008

个人技术统计


GOAL SCORERS

Rk	Name	NPC	G	P	Total
1	CARON M	CAN	18	13	31
	ZIBOLIS M	LTU	13	18	31
3	HULTQVIST N	SWE	19	7	26
	JALILVANDSHIRKHANI	IRI	17	9	26
	PAVLIUKIANEC G	LTU	23	3	26
6	WEICHEL P	DEN	18	7	25
7	BIHI Y	BEL	19	2	21
	YAO Y	CHN	16	5	21
9	CHEN L	CHN	16	2	18
	VINKLER I	SLO	15	3	18
11	BJORKSTRAND J	SWE	10	7	17
	MATTILA J	FIN	5	12	17
	POSIO P	FIN	15	2	17
14	CAI C	CHN	11	4	15
	PIRC D	SLO	8	7	15
16	LEDINEK M	SLO	10	3	13
17	MARQUES R	BRA	11	1	12
18	MERREN T	USA	8	3	11
	SILVA FILHO L	BRA	5	6	11
20	de RICK J	BEL	4	6	10
	NIELSEN R	DEN	10		10
22	CELENTE A	BRA	6	3	9
	MONTVYDAS N	LTU	7	2	9
24	YANG C	CHN	8		8
25	PEREZ J	ESP	5	2	7
26	PEDERSEN M	DEN	1	5	6
	SANTANA JN	ESP	1	5	6
	SAYAH SM	IRI	4	2	6
29	CHRISTY R	CAN	4	1	5
	GARCIA R	ESP	5		5
	HACHE B	CAN	5		5
	MICKENS D	USA	5		5
	MIINALA E	FIN	5		5
34	AITTOLA VM	FIN	4		4
	SEREMETI F	SWE	3	1	4
36	BUISSERET V	BEL	3		3
	DU J	CHN	2	1	3
	GALIANA V	ESP	3		3
	JUCHNA A	LTU	1	2	3

SCORING AVERAGE

Rk	Name	NPC	MP	G	Avg	P	Total
1	ZIBOLIS M	LTU	7	13	4.4	18	31
2	HULTQVIST N	SWE	6	19	4.3	7	26
	JALILVANDSHIRKHANI	IRI	6	17	4.3	9	26
4	CARON M	CAN	8	18	3.9	13	31
5	PAVLIUKIANEC G	LTU	7	23	3.7	3	26
6	CHEN L	CHN	5	16	3.6	2	18
7	BIHI Y	BEL	6	19	3.5	2	21
8	WEICHEL P	DEN	8	18	3.1	7	25
9	YAO Y	CHN	7	16	3.0	5	21
10	VINKLER I	SLO	7	15	2.6	3	18
11	BJORKSTRAND J	SWE	7	10	2.4	7	17
	MATTILA J	FIN	7	5	2.4	12	17
13	LEDINEK M	SLO	6	10	2.2	3	13
14	CAI C	CHN	7	11	2.1	4	15
	POSIO P	FIN	8	15	2.1	2	17
16	MARQUES R	BRA	6	11	2.0	1	12
	YANG C	CHN	4	8	2.0		8
18	PIRC D	SLO	8	8	1.9	7	15
19	SILVA FILHO L	BRA	6	5	1.8	6	11
20	de RICK J	BEL	6	4	1.7	6	10
21	MERREN T	USA	7	8	1.6	3	11
22	CELENTE A	BRA	6	6	1.5	3	9
	MONTVYDAS N	LTU	6	7	1.5	2	9
24	NIELSEN R	DEN	8	10	1.3		10
25	PEREZ J	ESP	6	5	1.2	2	7
26	BAO D	CHN	2	1	1.0	1	2
	DENUYL S	USA	1	1	1.0		1
	DU J	CHN	3	2	1.0	1	3
	MIINALA E	FIN	5	5	1.0		5
	SANTANA JN	ESP	6	1	1.0	5	6
	SAYAH SM	IRI	6	4	1.0	2	6
32	GARCIA R	ESP	6	5	0.8		5
	HACHE B	CAN	6	5	0.8		5
	MICKENS D	USA	6	5	0.8		5
	GALIANA V	ESP	4	3	0.8		3
	JUCHNA A	LTU	4	1	0.8	2	3
	PEDERSEN M	DEN	8	1	0.8	5	6
38	CHRISTY R	CAN	7	4	0.7	1	5
	HOSSEINI SR	IRI	3	1	0.7	1	2

Avg	Average	G	Goals	MP	Matches Played	P	Penalties	Rk	Rank
-----	---------	---	-------	----	----------------	---	-----------	----	------



PLAYER RANKING As of 14 SEP 2008

个人技术统计

GOAL SCORERS

Rk	Name	NPC	G	P	Total
1	CARON M	CAN	18	13	31
	ZIBOLIS M	LTU	13	18	31
3	HULTQVIST N	SWE	19	7	26
	JALILVANDSHIRKHANI	IRI	17	9	26
	PAVLIUKIANEC G	LTU	23	3	26
6	WEICHEL P	DEN	18	7	25
7	BIHI Y	BEL	19	2	21
	YAO Y	CHN	16	5	21
9	BJORKSTRAND J	SWE	12	8	20
10	CHEN L	CHN	16	2	18
	VINKLER I	SLO	15	3	18
12	MATTILA J	FIN	5	12	17
	POSIO P	FIN	15	2	17
14	CAI C	CHN	11	4	15
	PIRC D	SLO	8	7	15
16	LEDINEK M	SLO	10	3	13
17	MARQUES R	BRA	11	1	12
	MERREN T	USA	9	3	12
19	SILVA FILHO L	BRA	5	6	11
20	de RICK J	BEL	4	6	10
	NIELSEN R	DEN	10		10
22	CELENTE A	BRA	6	3	9
	MONTVYDAS N	LTU	7	2	9
24	YANG C	CHN	8		8
25	PEREZ J	ESP	5	2	7
26	PEDERSEN M	DEN	1	5	6
	SANTANA JN	ESP	1	5	6
	SAYAH SM	IRI	4	2	6
	SEREMETI F	SWE	5	1	6
30	CHRISTY R	CAN	4	1	5
	GARCIA R	ESP	5		5
	HACHE B	CAN	5		5
	MICKENS D	USA	5		5
	MIINALA E	FIN	5		5
35	AITTOLA VM	FIN	4		4
36	BUISSERET V	BEL	3		3
	DU J	CHN	2	1	3
	GALIANA V	ESP	3		3
	JUCHNA A	LTU	1	2	3

SCORING AVERAGE

Rk	Name	NPC	MP	G	Avg	P	Total
1	ZIBOLIS M	LTU	7	13	4.4	18	31
2	HULTQVIST N	SWE	6	19	4.3	7	26
	JALILVANDSHIRKHANI	IRI	6	17	4.3	9	26
4	CARON M	CAN	8	18	3.9	13	31
5	PAVLIUKIANEC G	LTU	7	23	3.7	3	26
6	CHEN L	CHN	5	16	3.6	2	18
7	BIHI Y	BEL	6	19	3.5	2	21
8	WEICHEL P	DEN	8	18	3.1	7	25
9	YAO Y	CHN	7	16	3.0	5	21
10	VINKLER I	SLO	7	15	2.6	3	18
11	BJORKSTRAND J	SWE	8	12	2.5	8	20
12	MATTILA J	FIN	7	5	2.4	12	17
13	LEDINEK M	SLO	6	10	2.2	3	13
14	CAI C	CHN	7	11	2.1	4	15
	POSIO P	FIN	8	15	2.1	2	17
16	MARQUES R	BRA	6	11	2.0	1	12
	YANG C	CHN	4	8	2.0		8
18	PIRC D	SLO	8	8	1.9	7	15
19	SILVA FILHO L	BRA	6	5	1.8	6	11
20	de RICK J	BEL	6	4	1.7	6	10
21	CELENTE A	BRA	6	6	1.5	3	9
	MERREN T	USA	8	9	1.5	3	12
	MONTVYDAS N	LTU	6	7	1.5	2	9
24	NIELSEN R	DEN	8	10	1.3		10
25	PEREZ J	ESP	6	5	1.2	2	7
26	BAO D	CHN	2	1	1.0	1	2
	DENUYL S	USA	1	1	1.0		1
	DU J	CHN	3	2	1.0	1	3
	MIINALA E	FIN	5	5	1.0		5
	SANTANA JN	ESP	6	1	1.0	5	6
	SAYAH SM	IRI	6	4	1.0	2	6
32	SEREMETI F	SWE	7	5	0.9	1	6
33	GARCIA R	ESP	6	5	0.8		5
	HACHE B	CAN	6	5	0.8		5
	GALIANA V	ESP	4	3	0.8		3
	JUCHNA A	LTU	4	1	0.8	2	3
	PEDERSEN M	DEN	8	1	0.8	5	6
38	CHRISTY R	CAN	7	4	0.7	1	5
	MICKENS D	USA	7	5	0.7		5

Avg	Average	G	Goals	MP	Matches Played	P	Penalties	Rk	Rank
-----	---------	---	-------	----	----------------	---	-----------	----	------



PLAYER RANKING As of 14 SEP 2008

个人技术统计


GOAL SCORERS

Rk	Name	NPC	G	P	Total
1	ZIBOLIS M	LTU	13	23	36
2	CARON M	CAN	18	13	31
3	PAVLIUKIANEC G	LTU	24	5	29
4	HULTQVIST N	SWE	19	7	26
	JALILVANDSHIRKHANI	IRI	17	9	26
6	WEICHEL P	DEN	18	7	25
7	CHEN L	CHN	22	2	24
	YAO Y	CHN	17	7	24
9	BIHI Y	BEL	19	2	21
10	BJORKSTRAND J	SWE	12	8	20
11	VINKLER I	SLO	15	3	18
12	MATTILA J	FIN	5	12	17
	POSIO P	FIN	15	2	17
14	CAI C	CHN	11	4	15
	PIRC D	SLO	8	7	15
16	LEDINEK M	SLO	10	3	13
17	MARQUES R	BRA	11	1	12
	MERREN T	USA	9	3	12
19	SILVA FILHO L	BRA	5	6	11
20	de RICK J	BEL	4	6	10
	NIELSEN R	DEN	10		10
22	CELENTE A	BRA	6	3	9
	MONTVYDAS N	LTU	7	2	9
24	YANG C	CHN	8		8
25	PEREZ J	ESP	5	2	7
26	PEDERSEN M	DEN	1	5	6
	SANTANA JN	ESP	1	5	6
	SAYAH SM	IRI	4	2	6
	SEREMETI F	SWE	5	1	6
30	CHRISTY R	CAN	4	1	5
	GARCIA R	ESP	5		5
	HACHE B	CAN	5		5
	MICKENS D	USA	5		5
	MIINALA E	FIN	5		5
35	AITTOLA VM	FIN	4		4
36	BUISSERET V	BEL	3		3
	DU J	CHN	2	1	3
	GALIANA V	ESP	3		3
	JUCHNA A	LTU	1	2	3

SCORING AVERAGE

Rk	Name	NPC	MP	G	Avg	P	Total
1	ZIBOLIS M	LTU	8	13	4.5	23	36
2	HULTQVIST N	SWE	6	19	4.3	7	26
	JALILVANDSHIRKHANI	IRI	6	17	4.3	9	26
4	CHEN L	CHN	6	22	4.0	2	24
5	CARON M	CAN	8	18	3.9	13	31
6	PAVLIUKIANEC G	LTU	8	24	3.6	5	29
7	BIHI Y	BEL	6	19	3.5	2	21
8	WEICHEL P	DEN	8	18	3.1	7	25
9	YAO Y	CHN	8	17	3.0	7	24
10	VINKLER I	SLO	7	15	2.6	3	18
11	BJORKSTRAND J	SWE	8	12	2.5	8	20
12	MATTILA J	FIN	7	5	2.4	12	17
13	LEDINEK M	SLO	6	10	2.2	3	13
14	POSIO P	FIN	8	15	2.1	2	17
15	MARQUES R	BRA	6	11	2.0	1	12
	YANG C	CHN	4	8	2.0		8
17	CAI C	CHN	8	11	1.9	4	15
	PIRC D	SLO	8	8	1.9	7	15
19	SILVA FILHO L	BRA	6	5	1.8	6	11
20	de RICK J	BEL	6	4	1.7	6	10
21	CELENTE A	BRA	6	6	1.5	3	9
	MERREN T	USA	8	9	1.5	3	12
23	MONTVYDAS N	LTU	7	7	1.3	2	9
	NIELSEN R	DEN	8	10	1.3		10
25	PEREZ J	ESP	6	5	1.2	2	7
26	BAO D	CHN	2	1	1.0	1	2
	DENUYL S	USA	1	1	1.0		1
	DU J	CHN	3	2	1.0	1	3
	MIINALA E	FIN	5	5	1.0		5
	SANTANA JN	ESP	6	1	1.0	5	6
	SAYAH SM	IRI	6	4	1.0	2	6
32	SEREMETI F	SWE	7	5	0.9	1	6
33	GARCIA R	ESP	6	5	0.8		5
	HACHE B	CAN	6	5	0.8		5
	GALIANA V	ESP	4	3	0.8		3
	JUCHNA A	LTU	4	1	0.8	2	3
	PEDERSEN M	DEN	8	1	0.8	5	6
38	CHRISTY R	CAN	7	4	0.7	1	5
	MICKENS D	USA	7	5	0.7		5

Legend:	Avg	G	MP	P	Rk
Average	Goals	Matches Played	Penalties	Rank	



PLAYER RANKING As of 7 SEP 2008

个人技术统计

GOAL SCORERS

Rk	Name	NPC	G	P	Total
1	CARON M	CAN	5	3	8
2	HULTQVIST N	SWE	4	1	5
	PAVLIUKIANEC G	LTU	5		5
4	VINKLER I	SLO	3	1	4
	ZIBOLIS M	LTU	1	3	4
6	BIHI Y	BEL	3		3
	BJORKSTRAND J	SWE	3		3
	JALILVANDSHIRKHANI	IRI	2	1	3
	PIRC D	SLO	1	2	3
	SILVA FILHO L	BRA	2	1	3
11	de RICK J	BEL	1	1	2
	MARQUES R	BRA	2		2
	SANTANA JN	ESP		2	2
14	CELENTE A	BRA	1		1
	CHRISTY R	CAN	1		1
	HOSSEINI SR	IRI	1		1
	MATTILA J	FIN		1	1
	MIINALA E	FIN	1		1
	NIELSEN R	DEN	1		1
	SAYAH SM	IRI	1		1
	WEICHEL P	DEN	1		1

SCORING AVERAGE

Rk	Name	NPC	MP	G	Avg	P	Total
1	CARON M	CAN	1	5	8.0	3	8
2	HULTQVIST N	SWE	1	4	5.0	1	5
	PAVLIUKIANEC G	LTU	1	5	5.0		5
4	VINKLER I	SLO	1	3	4.0	1	4
	ZIBOLIS M	LTU	1	1	4.0	3	4
6	BIHI Y	BEL	1	3	3.0		3
	BJORKSTRAND J	SWE	1	3	3.0		3
	JALILVANDSHIRKHANI	IRI	1	2	3.0	1	3
	PIRC D	SLO	1	1	3.0	2	3
	SILVA FILHO L	BRA	1	2	3.0	1	3
11	de RICK J	BEL	1	1	2.0	1	2
	MARQUES R	BRA	1	2	2.0		2
	SANTANA JN	ESP	1		2.0	2	2
14	CELENTE A	BRA	1	1	1.0		1
	CHRISTY R	CAN	1	1	1.0		1
	HOSSEINI SR	IRI	1	1	1.0		1
	MATTILA J	FIN	1		1.0	1	1
	MIINALA E	FIN	1	1	1.0		1
	NIELSEN R	DEN	1	1	1.0		1
	SAYAH SM	IRI	1	1	1.0		1
	WEICHEL P	DEN	1	1	1.0		1

Legend:

Avg Average G Goals MP Matches Played P Penalties Rk Rank



PLAYER RANKING As of 7 SEP 2008

个人技术统计

GOAL SCORERS

Rk	Name	NPC	G	P	Total
1	CARON M	CAN	5	3	8
2	CHEN L	CHN	4	1	5
	HULTQVIST N	SWE	4	1	5
	PAVLIUKIANEC G	LTU	5		5
5	VINKLER I	SLO	3	1	4
	YAO Y	CHN	2	2	4
	ZIBOLIS M	LTU	1	3	4
8	BIHI Y	BEL	3		3
	BJORKSTRAND J	SWE	3		3
	JALILVANDSHIRKHANI	IRI	2	1	3
	PIRC D	SLO	1	2	3
	SILVA FILHO L	BRA	2	1	3
13	CAI C	CHN	2		2
	de RICK J	BEL	1	1	2
	MARQUES R	BRA	2		2
	MERREN T	USA	1	1	2
	SANTANA JN	ESP		2	2
	YANG C	CHN	2		2
19	CELENTE A	BRA	1		1
	CHRISTY R	CAN	1		1
	HOSSEINI SR	IRI	1		1
	MATTILA J	FIN		1	1
	MICKENS D	USA	1		1
	MIINALA E	FIN	1		1
	NIELSEN R	DEN	1		1
	SAYAH SM	IRI	1		1
	WEICHEL P	DEN	1		1

SCORING AVERAGE

Rk	Name	NPC	MP	G	Avg	P	Total
1	CARON M	CAN	1	5	8.0	3	8
2	CHEN L	CHN	1	4	5.0	1	5
	HULTQVIST N	SWE	1	4	5.0	1	5
	PAVLIUKIANEC G	LTU	1	5	5.0		5
5	VINKLER I	SLO	1	3	4.0	1	4
	YAO Y	CHN	1	2	4.0	2	4
	ZIBOLIS M	LTU	1	1	4.0	3	4
8	BIHI Y	BEL	1	3	3.0		3
	BJORKSTRAND J	SWE	1	3	3.0		3
	JALILVANDSHIRKHANI	IRI	1	2	3.0	1	3
	PIRC D	SLO	1	1	3.0	2	3
	SILVA FILHO L	BRA	1	2	3.0	1	3
13	CAI C	CHN	1	2	2.0		2
	de RICK J	BEL	1	1	2.0	1	2
	MARQUES R	BRA	1	2	2.0		2
	MERREN T	USA	1	1	2.0	1	2
	SANTANA JN	ESP	1		2.0	2	2
	YANG C	CHN	1	2	2.0		2
19	CELENTE A	BRA	1	1	1.0		1
	CHRISTY R	CAN	1	1	1.0		1
	HOSSEINI SR	IRI	1	1	1.0		1
	MATTILA J	FIN	1		1.0	1	1
	MICKENS D	USA	1	1	1.0		1
	MIINALA E	FIN	1	1	1.0		1
	NIELSEN R	DEN	1	1	1.0		1
	SAYAH SM	IRI	1	1	1.0		1
	WEICHEL P	DEN	1	1	1.0		1

Legend:

Avg Average G Goals MP Matches Played P Penalties Rk Rank



PLAYER RANKING As of 8 SEP 2008

个人技术统计

GOAL SCORERS

Rk	Name	NPC	G	P	Total
1	ZIBOLIS M	LTU	6	6	12
2	CARON M	CAN	5	3	8
3	PAVLIUKIANEC G	LTU	6		6
4	CHEN L	CHN	4	1	5
	HULTQVIST N	SWE	4	1	5
6	MIINALA E	FIN	4		4
	MONTVYDAS N	LTU	3	1	4
	VINKLER I	SLO	3	1	4
	YAO Y	CHN	2	2	4
10	BIHI Y	BEL	3		3
	BJORKSTRAND J	SWE	3		3
	JALILVANDSHIRKHANI	IRI	2	1	3
	MATTILA J	FIN	1	2	3
	PIRC D	SLO	1	2	3
	SILVA FILHO L	BRA	2	1	3
16	CAI C	CHN	2		2
	de RICK J	BEL	1	1	2
	JUCHNA A	LTU	1	1	2
	MARQUES R	BRA	2		2
	MERREN T	USA	1	1	2
	SANTANA JN	ESP		2	2
	YANG C	CHN	2		2
23	CELENTE A	BRA	1		1
	CHRISTY R	CAN	1		1
	HOSSEINI SR	IRI	1		1
	MICKENS D	USA	1		1
	NIELSEN R	DEN	1		1
	SAYAH SM	IRI	1		1
	WEICHEL P	DEN	1		1

SCORING AVERAGE

Rk	Name	NPC	MP	G	Avg	P	Total
1	CARON M	CAN	1	5	8.0	3	8
2	ZIBOLIS M	LTU	2	6	6.0	6	12
3	CHEN L	CHN	1	4	5.0	1	5
	HULTQVIST N	SWE	1	4	5.0	1	5
5	VINKLER I	SLO	1	3	4.0	1	4
	YAO Y	CHN	1	2	4.0	2	4
7	BIHI Y	BEL	1	3	3.0		3
	BJORKSTRAND J	SWE	1	3	3.0		3
	JALILVANDSHIRKHANI	IRI	1	2	3.0	1	3
	PAVLIUKIANEC G	LTU	2	6	3.0		6
	PIRC D	SLO	1	1	3.0	2	3
	SILVA FILHO L	BRA	1	2	3.0	1	3
13	CAI C	CHN	1	2	2.0		2
	de RICK J	BEL	1	1	2.0	1	2
	JUCHNA A	LTU	1	1	2.0	1	2
	MARQUES R	BRA	1	2	2.0		2
	MERREN T	USA	1	1	2.0	1	2
	MIINALA E	FIN	2	4	2.0		4
	MONTVYDAS N	LTU	2	3	2.0	1	4
	SANTANA JN	ESP	1		2.0	2	2
	YANG C	CHN	1	2	2.0		2
22	MATTILA J	FIN	2	1	1.5	2	3
23	CELENTE A	BRA	1	1	1.0		1
	CHRISTY R	CAN	1	1	1.0		1
	HOSSEINI SR	IRI	1	1	1.0		1
	MICKENS D	USA	1	1	1.0		1
	NIELSEN R	DEN	1	1	1.0		1
	SAYAH SM	IRI	1	1	1.0		1
	WEICHEL P	DEN	1	1	1.0		1

Legend:	Avg	G	MP	P	Rk
Average	Goals	Matches Played	Penalties	Rank	



PLAYER RANKING As of 8 SEP 2008

个人技术统计


GOAL SCORERS

Rk	Name	NPC	G	P	Total
1	ZIBOLIS M	LTU	6	6	12
2	CHEN L	CHN	9	2	11
3	HULTQVIST N	SWE	6	4	10
4	YAO Y	CHN	7	2	9
5	CARON M	CAN	5	3	8
6	PAVLIUKIANEC G	LTU	6		6
7	BJORKSTRAND J	SWE	4		4
	CAI C	CHN	4		4
	MIINALA E	FIN	4		4
	MONTVYDAS N	LTU	3	1	4
	VINKLER I	SLO	3	1	4
12	BIHI Y	BEL	3		3
	JALILVANDSHIRKHANI	IRI	2	1	3
	MATTILA J	FIN	1	2	3
	PIRC D	SLO	1	2	3
	SILVA FILHO L	BRA	2	1	3
17	de RICK J	BEL	1	1	2
	JUCHNA A	LTU	1	1	2
	MARQUES R	BRA	2		2
	MERREN T	USA	1	1	2
	SANTANA JN	ESP		2	2
	YANG C	CHN	2		2
23	CELENTE A	BRA	1		1
	CHRISTY R	CAN	1		1
	HOSSEINI SR	IRI	1		1
	MICKENS D	USA	1		1
	NIELSEN R	DEN	1		1
	SAYAH SM	IRI	1		1
	SEREMETI F	SWE	1		1
	WEICHEL P	DEN	1		1

SCORING AVERAGE

Rk	Name	NPC	MP	G	Avg	P	Total
1	CARON M	CAN	1	5	8.0	3	8
2	ZIBOLIS M	LTU	2	6	6.0	6	12
3	CHEN L	CHN	2	9	5.5	2	11
4	HULTQVIST N	SWE	2	6	5.0	4	10
5	YAO Y	CHN	2	7	4.5	2	9
6	VINKLER I	SLO	1	3	4.0	1	4
7	BIHI Y	BEL	1	3	3.0		3
	JALILVANDSHIRKHANI	IRI	1	2	3.0	1	3
	PAVLIUKIANEC G	LTU	2	6	3.0		6
	PIRC D	SLO	1	1	3.0	2	3
	SILVA FILHO L	BRA	1	2	3.0	1	3
12	BJORKSTRAND J	SWE	2	4	2.0		4
	CAI C	CHN	2	4	2.0		4
	de RICK J	BEL	1	1	2.0	1	2
	JUCHNA A	LTU	1	1	2.0	1	2
	MARQUES R	BRA	1	2	2.0		2
	MERREN T	USA	1	1	2.0	1	2
	MIINALA E	FIN	2	4	2.0		4
	MONTVYDAS N	LTU	2	3	2.0	1	4
	SANTANA JN	ESP	1		2.0	2	2
	YANG C	CHN	1	2	2.0		2
22	MATTILA J	FIN	2	1	1.5	2	3
23	CELENTE A	BRA	1	1	1.0		1
	CHRISTY R	CAN	1	1	1.0		1
	HOSSEINI SR	IRI	1	1	1.0		1
	MICKENS D	USA	1	1	1.0		1
	NIELSEN R	DEN	1	1	1.0		1
	SAYAH SM	IRI	1	1	1.0		1
	WEICHEL P	DEN	1	1	1.0		1
30	SEREMETI F	SWE	2	1	0.5		1

Legend:									
Avg	Average	G	Goals	MP	Matches Played	P	Penalties	Rk	Rank



PLAYER RANKING As of 8 SEP 2008

个人技术统计


GOAL SCORERS

Rk	Name	NPC	G	P	Total
1	ZIBOLIS M	LTU	6	6	12
2	CHEN L	CHN	9	2	11
3	HULTQVIST N	SWE	6	4	10
4	YAO Y	CHN	7	2	9
5	CARON M	CAN	5	3	8
	VINKLER I	SLO	7	1	8
7	PAVLIUKIANEC G	LTU	6		6
8	BJORKSTRAND J	SWE	4		4
	CAI C	CHN	4		4
	MIINALA E	FIN	4		4
	MONTVYDAS N	LTU	3	1	4
12	BIHI Y	BEL	3		3
	JALILVANDSHIRKHANI	IRI	2	1	3
	MATTILA J	FIN	1	2	3
	PIRC D	SLO	1	2	3
	SILVA FILHO L	BRA	2	1	3
17	de RICK J	BEL	1	1	2
	JUCHNA A	LTU	1	1	2
	MARQUES R	BRA	2		2
	MERREN T	USA	1	1	2
	NIELSEN R	DEN	2		2
	SANTANA JN	ESP		2	2
	WEICHEL P	DEN	2		2
	YANG C	CHN	2		2
25	CELENTE A	BRA	1		1
	CHRISTY R	CAN	1		1
	HOSSEINI SR	IRI	1		1
	MICKENS D	USA	1		1
	SAYAH SM	IRI	1		1
	SEREMETI F	SWE	1		1

SCORING AVERAGE

Rk	Name	NPC	MP	G	Avg	P	Total
1	CARON M	CAN	1	5	8.0	3	8
2	ZIBOLIS M	LTU	2	6	6.0	6	12
3	CHEN L	CHN	2	9	5.5	2	11
4	HULTQVIST N	SWE	2	6	5.0	4	10
5	YAO Y	CHN	2	7	4.5	2	9
6	VINKLER I	SLO	2	7	4.0	1	8
7	BIHI Y	BEL	1	3	3.0		3
	JALILVANDSHIRKHANI	IRI	1	2	3.0	1	3
	PAVLIUKIANEC G	LTU	2	6	3.0		6
	SILVA FILHO L	BRA	1	2	3.0	1	3
11	BJORKSTRAND J	SWE	2	4	2.0		4
	CAI C	CHN	2	4	2.0		4
	de RICK J	BEL	1	1	2.0	1	2
	JUCHNA A	LTU	1	1	2.0	1	2
	MARQUES R	BRA	1	2	2.0		2
	MERREN T	USA	1	1	2.0	1	2
	MIINALA E	FIN	2	4	2.0		4
	MONTVYDAS N	LTU	2	3	2.0	1	4
	SANTANA JN	ESP	1		2.0	2	2
	YANG C	CHN	1	2	2.0		2
21	MATTILA J	FIN	2	1	1.5	2	3
	PIRC D	SLO	2	1	1.5	2	3
23	CELENTE A	BRA	1	1	1.0		1
	CHRISTY R	CAN	1	1	1.0		1
	HOSSEINI SR	IRI	1	1	1.0		1
	MICKENS D	USA	1	1	1.0		1
	NIELSEN R	DEN	2	2	1.0		2
	SAYAH SM	IRI	1	1	1.0		1
	WEICHEL P	DEN	2	2	1.0		2
30	SEREMETI F	SWE	2	1	0.5		1

Legend:									
Avg	Average	G	Goals	MP	Matches Played	P	Penalties	Rk	Rank



MEDALLIST As of 14 SEP 2008
奖牌获得者

Medal	NPC	Name
GOLD	CHN - People's Republic of China	BAO Daolei
		CAI Changgui
		CHEN Liangliang
		DU Jinran
		YANG Chunhong
		YAO Yongquan
SILVER	LTU - Lithuania	JUCHNA Arvydas
		LEONAVICIUS Saulius
		MONTVYDAS Nerijus
		PAVLIUKIANEC Genrik
		SIMKUS Zydrunas
		ZIBOLIS Marius
BRONZE	SWE - Sweden	AKERBERG Mikael
		BJORKSTRAND Jimmy
		GAHNE Stefan
		HULTQVIST Niklas
		KUUS Oskar
		SEREMETI Fatmir



CUMULATIVE STATISTICS

累积技术统计

LTU - LITHUANIA

After 1 Game

No.	Name	Ch	MP	Min	Throws			Penalties			Free			Totals			PM	OG	BK
					G	F	T	G	F	T	G	F	T	G	F	T			
1	MONTVYDAS Nerijus		1	1			2								2				
3	JUCHNA Arvydas																		
4	SIMKUS Zydrunas	1	1	3			8							8			5		
5	LEONAVICIUS Saulius		1	20													23		
7	PAVLIUKIANEC Genrik	1	1	19	5	1	34						5	1	34	1	11		
8	ZIBOLIS Marius	1	1	17	1		24	3		3			4		27	2	21		
TEAM																			
TOTALS FOR							6	1	68	3		3		9	1	71	3	60	
TOTALS AGAINST							4		74	1		2		5		76	3	54	

Legend:									
Bk	Blocks	Ch	Change Made	F	Fouls	G	Goals	Min	Minutes Played
MP	Matches Played	No	Shirt Number	OG	Own Goals	PM	Penalties Made	T	Throws



CUMULATIVE STATISTICS

累积技术统计

LTU - LITHUANIA

After 2 Games

No.	Name	Ch	MP	Min	Throws			Penalties			Free			Totals			PM	OG	BK
					G	F	T	G	F	T	G	F	T	G	F	T			
1	MONTVYDAS Nerijus		2	9	3		16	1		1			4		17			4	
3	JUCHNA Arvydas		1	5	1		6	1		2			2		8			3	
4	SIMKUS Zydrunas	1	1	3			8								8			5	
5	LEONAVICIUS Saulius	1	2	33														37	
7	PAVLIUKIANEC Genrik	2	2	34	6	1	50						6	1	50	2		24	
8	ZIBOLIS Marius	2	2	30	6		46	6		6			12		52	2		32	
TEAM																			
TOTALS FOR					16	1	126	8		9			24	1	135	4		105	
TOTALS AGAINST					8		132	2		3			10		135	9		90	

Legend:									
Bk	Blocks	Ch	Change Made	F	Fouls	G	Goals	Min	Minutes Played
MP	Matches Played	No	Shirt Number	OG	Own Goals	PM	Penalties Made	T	Throws



CUMULATIVE STATISTICS

累积技术统计

LTU - LITHUANIA

After 3 Games

No.	Name	Ch	MP	Min	Throws			Penalties			Free			Totals			PM	OG	BK
					G	F	T	G	F	T	G	F	T	G	F	T			
1	MONTVYDAS Nerijus		3	15	4	1	25	1		1			5	1	26			7	
3	JUCHNA Arvydas		2	8	1		11	1		2			2		13			4	
4	SIMKUS Zydrunas	1	1	3			8								8			5	
5	LEONAVICIUS Saulius	1	3	46				1		1			1		1			55	
7	PAVLIUKIANEC Genrik	3	3	44	9	2	70	1		1			10	2	71	2		33	
8	ZIBOLIS Marius	3	3	37	7		58	9		10			16		68	2		39	
TEAM																			
TOTALS FOR					21	3	172	13		15			34	3	187	4		143	
TOTALS AGAINST					8	4	181	2		3			10	4	184	15		124	

Legend:									
Bk	Blocks	Ch	Change Made	F	Fouls	G	Goals	Min	Minutes Played
MP	Matches Played	No	Shirt Number	OG	Own Goals	PM	Penalties Made	T	Throws



CUMULATIVE STATISTICS

累积技术统计

LTU - LITHUANIA

After 4 Games

No.	Name	Ch	MP	Min	Throws			Penalties			Free			Totals			PM	OG	BK
					G	F	T	G	F	T	G	F	T	G	F	T			
1	MONTVYDAS Nerijus		4	22	4	4	39	2		2			6	4	41			13	
3	JUCHNA Arvydas		3	13	1	3	19	2		3			3	3	22			6	
4	SIMKUS Zydrunas	1	1	3			8								8			5	
5	LEONAVICIUS Saulius	1	4	66				1		1			1		1			84	
7	PAVLIUKIANEC Genrik	4	4	57	14	6	95	1		1			15	6	96	2		41	
8	ZIBOLIS Marius	4	4	52	10	6	86	9		11			19	6	97	2		50	
TEAM																			
TOTALS FOR					29	19	247	15		18			44	19	265	4		199	
TOTALS AGAINST					9	23	257	2		3			11	23	260	18		176	

Legend:									
Bk	Blocks	Ch	Change Made	F	Fouls	G	Goals	Min	Minutes Played
MP	Matches Played	No	Shirt Number	OG	Own Goals	PM	Penalties Made	T	Throws



CUMULATIVE STATISTICS

累积技术统计

LTU - LITHUANIA

After 5 Games

No.	Name	Ch	MP	Min	Throws			Penalties			Free			Totals			PM	OG	BK
					G	F	T	G	F	T	G	F	T	G	F	T			
1	MONTVYDAS Nerijus		4	22	4	4	39	2		2			6	4	41			13	
3	JUCHNA Arvydas		3	13	1	3	19	2		3			3	3	22			6	
4	SIMKUS Zydrunas	1	1	3			8								8			5	
5	LEONAVICIUS Saulius	1	5	86			2	1		1			1		3			118	
7	PAVLIUKIANEC Genrik	4	5	77	16	9	131	1		1			17	9	132	3		53	
8	ZIBOLIS Marius	4	5	72	12	7	119	11		13			23	7	132	2		59	
TEAM																			
TOTALS FOR					33	23	318	17		20			50	23	338	5		254	
TOTALS AGAINST					15	35	328	3		4			18	35	332	20		233	

Legend:									
Bk	Blocks	Ch	Change Made	F	Fouls	G	Goals	Min	Minutes Played
MP	Matches Played	No	Shirt Number	OG	Own Goals	PM	Penalties Made	T	Throws



CUMULATIVE STATISTICS

累积技术统计

LTU - LITHUANIA

After 6 Games

No.	Name	Ch	MP	Min	Throws			Penalties			Free			Totals			PM	OG	BK
					G	F	T	G	F	T	G	F	T	G	F	T			
1	MONTVYDAS Nerijus		5	30	5	5	47	2		2			7	5	49			20	
3	JUCHNA Arvydas		4	17	1	3	23	2		3			3	3	26			7	
4	SIMKUS Zydrunas	1	1	3			8								8			5	
5	LEONAVICIUS Saulius	2	6	96			3	1		1			1		4			139	
7	PAVLIUKIANEC Genrik	5	6	87	18	10	144	1		1			19	10	145	3		63	
8	ZIBOLIS Marius	5	6	82	13	9	136	17		19			30	9	155	2		62	
TEAM																	1		
TOTALS FOR					37	27	361	23		26			60	27	387	6		296	
TOTALS AGAINST					15	37	372	3		5			18	37	377	26		270	

Legend:									
Bk	Blocks	Ch	Change Made	F	Fouls	G	Goals	Min	Minutes Played
MP	Matches Played	No	Shirt Number	OG	Own Goals	PM	Penalties Made	T	Throws



CUMULATIVE STATISTICS

累积技术统计

LTU - LITHUANIA

After 7 Games

No.	Name	Ch	MP	Min	Throws			Penalties			Free			Totals			PM	OG	BK	
					G	F	T	G	F	T	G	F	T	G	F	T				
1	MONTVYDAS Nerijus		6	45	7	9	75	2		2			9	9	77			32		
3	JUCHNA Arvydas		4	17	1	3	23	2		3			3	3	26			7		
4	SIMKUS Zydrunas	1	1	3			8								8			5		
5	LEONAVICIUS Saulius	2	7	116		2	5	1		1			1	2	6			172		
7	PAVLIUKIANEC Genrik	6	7	101	23	11	172	3		3			26	11	175	3		74		
8	ZIBOLIS Marius	6	7	93	13	11	156	18	1	21			31	12	177	2		71		
TEAM																		1		
TOTALS FOR					44	36	439	26	1	30			70	37	469	6		361		
TOTALS AGAINST					18	48	451	3		5			21	48	456	30		332		

Legend:									
Bk	Blocks	Ch	Change Made	F	Fouls	G	Goals	Min	Minutes Played
MP	Matches Played	No	Shirt Number	OG	Own Goals	PM	Penalties Made	T	Throws



CUMULATIVE STATISTICS

累积技术统计

LTU - LITHUANIA

After 8 Games

No.	Name	Ch	MP	Min	Throws			Penalties			Free			Totals			PM	OG	BK	
					G	F	T	G	F	T	G	F	T	G	F	T				
1	MONTVYDAS Nerijus		7	49	7	9	82	2		2			9	9	84			34		
3	JUCHNA Arvydas		4	17	1	3	23	2		3			3	3	26			7		
4	SIMKUS Zydrunas	1	1	3			8								8			5		
5	LEONAVICIUS Saulius	2	8	136		2	5	1		1			1	2	6			200		
7	PAVLIUKIANEC Genrik	6	8	121	24	15	211	5	1	6			29	16	217	4		96		
8	ZIBOLIS Marius	7	8	109	13	13	184	23	1	27			36	14	211	3		82		
TEAM																		2		
TOTALS FOR					45	42	513	33	2	39			78	44	552	9		424		
TOTALS AGAINST					25	53	525	5		8			30	53	533	39		400		

Legend:									
Bk	Blocks	Ch	Change Made	F	Fouls	G	Goals	Min	Minutes Played
MP	Matches Played	No	Shirt Number	OG	Own Goals	PM	Penalties Made	T	Throws



CUMULATIVE STATISTICS

累积技术统计

SWE - SWEDEN

After 1 Game

No.	Name	Ch	MP	Min	Throws			Penalties			Free			Totals			PM	OG	BK
					G	F	T	G	F	T	G	F	T	G	F	T			
1	SEREMETI Fatmir		1	5			4								4			6	
2	KUUS Oskar	1	1	15			1								1			27	
3	GAHNE Stefan																		
4	HULTQVIST Niklas		1	20	4		31	1		4			5		35	3		10	
5	BJORKSTRAND Jimmy		1	20	3		33			1			3		34	1		13	
7	AKERBERG Mikael																		
TEAM																			
TOTALS FOR							7		69	1		5			8		74	4	56
TOTALS AGAINST							5		69	1		4			6		73	5	50

Legend:									
Bk	Blocks	Ch	Change Made	F	Fouls	G	Goals	Min	Minutes Played
MP	Matches Played	No	Shirt Number	OG	Own Goals	PM	Penalties Made	T	Throws



CUMULATIVE STATISTICS

累积技术统计

SWE - SWEDEN

After 2 Games

No.	Name	Ch	MP	Min	Throws			Penalties			Free			Totals			PM	OG	BK
					G	F	T	G	F	T	G	F	T	G	F	T			
1	SEREMETI Fatmir		2	25	1	1	24							1	1	24			18
2	KUUS Oskar	1	1	15			1									1			27
3	GAHNE Stefan																		
4	HULTQVIST Niklas		2	40	6	1	54	4		7			10	1	61	6			22
5	BJORKSTRAND Jimmy		2	40	4		59			2			4		61	2			28
7	AKERBERG Mikael																		
TEAM					1		1						1		1				
TOTALS FOR					12	2	139	4		9			16	2	148	8			95
TOTALS AGAINST					17		129	2		8			19		137	9			96

Legend:									
Bk	Blocks	Ch	Change Made	F	Fouls	G	Goals	Min	Minutes Played
MP	Matches Played	No	Shirt Number	OG	Own Goals	PM	Penalties Made	T	Throws



CUMULATIVE STATISTICS

累积技术统计

SWE - SWEDEN

After 3 Games

No.	Name	Ch	MP	Min	Throws			Penalties			Free			Totals			PM	OG	BK
					G	F	T	G	F	T	G	F	T	G	F	T			
1	SEREMETI Fatmir	1	3	30	1	3	33							1	3	33	2	23	
2	KUUS Oskar	1	2	35		1	7								1	7		47	
3	GAHNE Stefan																		
4	HULTQVIST Niklas	1	3	55	10	2	83	6		11			16	2	94	6	40		
5	BJORKSTRAND Jimmy		3	60	6	5	93	2	1	6			8	6	99	3	53		
7	AKERBERG Mikael																		
TEAM					1		1						1		1	1			
TOTALS FOR					18	11	217	8	1	17			26	12	234	12	163		
TOTALS AGAINST					19	8	206	5		12			24	8	218	17	162		

Legend:									
Bk	Blocks	Ch	Change Made	F	Fouls	G	Goals	Min	Minutes Played
MP	Matches Played	No	Shirt Number	OG	Own Goals	PM	Penalties Made	T	Throws



CUMULATIVE STATISTICS

累积技术统计

SWE - SWEDEN

After 4 Games

No.	Name	Ch	MP	Min	Throws			Penalties			Free			Totals			PM	OG	BK
					G	F	T	G	F	T	G	F	T	G	F	T			
1	SEREMETI Fatmir	1	3	30	1	3	33							1	3	33	2	23	
2	KUUS Oskar	1	3	55		3	10								3	10		85	
3	GAHNE Stefan																		
4	HULTQVIST Niklas	1	4	75	15	4	120	6		11			21	4	131	8	51		
5	BJORKSTRAND Jimmy		4	80	7	12	131	2	1	6			9	13	137	4	73		
7	AKERBERG Mikael																		
TEAM					1		1						1		1	2			
TOTALS FOR					24	22	295	8	1	17			32	23	312	16	232		
TOTALS AGAINST					21	14	283	8		16			29	14	299	17	224		

Legend:									
Bk	Blocks	Ch	Change Made	F	Fouls	G	Goals	Min	Minutes Played
MP	Matches Played	No	Shirt Number	OG	Own Goals	PM	Penalties Made	T	Throws



CUMULATIVE STATISTICS

累积技术统计

SWE - SWEDEN

After 5 Games

No.	Name	Ch	MP	Min	Throws			Penalties			Free			Totals			PM	OG	BK
					G	F	T	G	F	T	G	F	T	G	F	T			
1	SEREMETI Fatmir	1	4	50	1	12	54	1		1				2	12	55	2	43	
2	KUUS Oskar	1	3	55		3	10							3	10			85	
3	GAHNE Stefan																		
4	HULTQVIST Niklas	3	5	87	17	4	136	6	1	13				23	5	149	10	66	
5	BJORKSTRAND Jimmy		5	100	8	13	161	7	1	11				15	14	172	4	94	
7	AKERBERG Mikael	1	1	8		1	9							1	9			7	
TEAM					1		1							1		1	2		
TOTALS FOR					27	33	371	14	2	25				41	35	396	18	295	
TOTALS AGAINST					22	26	359	8	1	18				30	27	377	25	287	

Legend:									
Bk	Blocks	Ch	Change Made	F	Fouls	G	Goals	Min	Minutes Played
MP	Matches Played	No	Shirt Number	OG	Own Goals	PM	Penalties Made	T	Throws



CUMULATIVE STATISTICS


累积技术统计

SWE - SWEDEN

After 6 Games

No.	Name	Ch	MP	Min	Throws			Penalties			Free			Totals			PM	OG	BK
					G	F	T	G	F	T	G	F	T	G	F	T			
1	SEREMETI Fatmir	1	5	70	1	16	67	1		1				2	16	68	3	65	
2	KUUS Oskar	1	3	55		3	10							3	10			85	
3	GAHNE Stefan																		
4	HULTQVIST Niklas	3	6	107	19	4	160	7	1	14				26	5	174	10	81	
5	BJORKSTRAND Jimmy		6	120	9	19	191	7	2	12				16	21	203	4	111	
7	AKERBERG Mikael	1	1	8		1	9							1	9			7	
TEAM					1		1							1		1	2		
TOTALS FOR					30	43	438	15	3	27				45	46	465	19	349	
TOTALS AGAINST					24	36	425	8	1	19				32	37	444	27	339	

Legend:									
Bk	Blocks	Ch	Change Made	F	Fouls	G	Goals	Min	Minutes Played
MP	Matches Played	No	Shirt Number	OG	Own Goals	PM	Penalties Made	T	Throws



CUMULATIVE STATISTICS


累积技术统计

SWE - SWEDEN

After 7 Games

No.	Name	Ch	MP	Min	Throws			Penalties			Free			Totals			PM	OG	BK
					G	F	T	G	F	T	G	F	T	G	F	T			
1	SEREMETI Fatmir	1	6	90	3	21	100	1		1				4	21	101	7	88	
2	KUUS Oskar	3	4	69		4	12								4	12		105	
3	GAHNE Stefan		1	3														2	
4	HULTQVIST Niklas	3	6	107	19	4	160	7	1	14				26	5	174	10	81	
5	BJORKSTRAND Jimmy		7	140	10	23	232	7	2	12				17	25	244	4	127	
7	AKERBERG Mikael	2	2	11		2	12								2	12		8	
TEAM					1		1							1		1	2		
TOTALS FOR					33	54	517	15	3	27				48	57	544	23	411	
TOTALS AGAINST					31	45	503	11	2	23				42	47	526	27	404	

Legend:									
Bk	Blocks	Ch	Change Made	F	Fouls	G	Goals	Min	Minutes Played
MP	Matches Played	No	Shirt Number	OG	Own Goals	PM	Penalties Made	T	Throws



CUMULATIVE STATISTICS

累积技术统计

SWE - SWEDEN

After 8 Games

No.	Name	Ch	MP	Min	Throws			Penalties			Free			Totals			PM	OG	BK
					G	F	T	G	F	T	G	F	T	G	F	T			
1	SEREMETI Fatmir	1	7	110	5	27	137	1		1				6	27	138	8		104
2	KUUS Oskar	3	5	89		4	18								4	18			138
3	GAHNE Stefan		1	3															2
4	HULTQVIST Niklas	3	6	107	19	4	160	7	1	14				26	5	174	10		81
5	BJORKSTRAND Jimmy		8	160	12	24	264	8	3	15				20	27	279	5		146
7	AKERBERG Mikael	2	2	11		2	12								2	12			8
TEAM					1		1							1		1			2
TOTALS FOR					37	61	592	16	4	30				53	65	622	25		479
TOTALS AGAINST					32	53	580	12	2	25				44	55	605	30		469

Legend:

Bk	Blocks	Ch	Change Made	F	Fouls	G	Goals	Min	Minutes Played
MP	Matches Played	No	Shirt Number	OG	Own Goals	PM	Penalties Made	T	Throws



CUMULATIVE STATISTICS

累积技术统计

USA - UNITED STATES OF AMERICA

After 1 Game

No.	Name	Ch	MP	Min	Throws			Penalties			Free			Totals			PM	OG	BK
					G	F	T	G	F	T	G	F	T	G	F	T			
2	MERREN Tyler	1	1	15	1	3	29	1		1			2	3	30	4		19	
3	MUNRO Edward		1	5			7								7			3	
4	WALKER Daryl																		
6	MICKENS Donte'		1	20	1	6	29			2			1	6	31			10	
7	DENUYL Steve																		
8	DODDS Chris		1	20			5								5			17	
TEAM																			
TOTALS FOR							2	9	70	1		3			3	9	73	4	49
TOTALS AGAINST							10	12	74	3	1	5			13	13	79	4	62

Legend:									
Bk	Blocks	Ch	Change Made	F	Fouls	G	Goals	Min	Minutes Played
MP	Matches Played	No	Shirt Number	OG	Own Goals	PM	Penalties Made	T	Throws



CUMULATIVE STATISTICS


累积技术统计

USA - UNITED STATES OF AMERICA

After 2 Games

No.	Name	Ch	MP	Min	Throws			Penalties			Free			Totals			PM	OG	BK
					G	F	T	G	F	T	G	F	T	G	F	T			
2	MERREN Tyler	1	2	35	1	8	55	1	1	3				2	9	58	8	39	
3	MUNRO Edward		1	5			7									7		3	
4	WALKER Daryl																		
6	MICKENS Donte'		2	40	3	13	59		1	3				3	14	62	3	30	
7	DENUYL Steve																		
8	DODDS Chris		2	40			22									22		41	
TEAM																			
TOTALS FOR					4	21	143	1	2	6				5	23	149	11	113	
TOTALS AGAINST					13	19	149	8	1	12				21	20	161	7	123	

Legend:									
Bk	Blocks	Ch	Change Made	F	Fouls	G	Goals	Min	Minutes Played
MP	Matches Played	No	Shirt Number	OG	Own Goals	PM	Penalties Made	T	Throws



CUMULATIVE STATISTICS

累积技术统计

USA - UNITED STATES OF AMERICA

After 3 Games

No.	Name	Ch	MP	Min	Throws			Penalties			Free			Totals			PM	OG	BK
					G	F	T	G	F	T	G	F	T	G	F	T			
2	MERREN Tyler	1	3	55	4	12	91	2	1	5				6	13	96	8	54	
3	MUNRO Edward		2	9			12									12		4	
4	WALKER Daryl																		
6	MICKENS Donte'	1	3	56	5	16	85		1	3				5	17	88	5	43	
7	DENUYL Steve																		
8	DODDS Chris		3	60		1	31			1					1	32	1	82	
TEAM																			
TOTALS FOR					9	29	219	2	2	9				11	31	228	14	183	
TOTALS AGAINST					14	25	226	11	1	15				25	26	241	10	188	

Legend:									
Bk	Blocks	Ch	Change Made	F	Fouls	G	Goals	Min	Minutes Played
MP	Matches Played	No	Shirt Number	OG	Own Goals	PM	Penalties Made	T	Throws



CUMULATIVE STATISTICS

累积技术统计

USA - UNITED STATES OF AMERICA

After 4 Games

No.	Name	Ch	MP	Min	Throws			Penalties			Free			Totals			PM	OG	BK
					G	F	T	G	F	T	G	F	T	G	F	T			
2	MERREN Tyler	1	4	75	6	17	128	3	2	8				9	19	136	9	80	
3	MUNRO Edward		3	25		2	26								2	26		14	
4	WALKER Daryl																		
6	MICKENS Donte'	2	4	60	5	17	93		1	3				5	18	96	6	45	
7	DENUYL Steve																		
8	DODDS Chris		4	80	1	1	45			1				1	1	46	1	96	
TEAM																			
TOTALS FOR						12	37	292	3	3	12			15	40	304	16	235	
TOTALS AGAINST						16	40	297	12	1	17			28	41	314	13	250	

Legend:									
Bk	Blocks	Ch	Change Made	F	Fouls	G	Goals	Min	Minutes Played
MP	Matches Played	No	Shirt Number	OG	Own Goals	PM	Penalties Made	T	Throws



CUMULATIVE STATISTICS

累积技术统计

USA - UNITED STATES OF AMERICA

After 5 Games

No.	Name	Ch	MP	Min	Throws			Penalties			Free			Totals			PM	OG	BK
					G	F	T	G	F	T	G	F	T	G	F	T			
2	MERREN Tyler	2	5	85	6	20	146	3	3	9				9	23	155	10	87	
3	MUNRO Edward		4	35		3	32			1					3	33		22	
4	WALKER Daryl		1	10			16									16	1	8	
6	MICKENS Donte'	3	5	70	5	20	108		1	3				5	21	111	9	55	
7	DENUYL Steve		1	10	1	3	17							1	3	17	3	13	
8	DODDS Chris	1	5	90	1	3	49			1				1	3	50	1	113	
TEAM																			
TOTALS FOR					13	49	368	3	4	14				16	53	382	24	298	
TOTALS AGAINST					19	51	373	18	2	25				37	53	398	15	313	

Legend:									
Bk	Blocks	Ch	Change Made	F	Fouls	G	Goals	Min	Minutes Played
MP	Matches Played	No	Shirt Number	OG	Own Goals	PM	Penalties Made	T	Throws



CUMULATIVE STATISTICS


累积技术统计

USA - UNITED STATES OF AMERICA

After 6 Games

No.	Name	Ch	MP	Min	Throws			Penalties			Free			Totals			PM	OG	BK
					G	F	T	G	F	T	G	F	T	G	F	T			
2	MERREN Tyler	2	6	105	8	24	180	3	3	10				11	27	190	10	107	
3	MUNRO Edward		5	55	1	4	65	1		2				2	4	67		33	
4	WALKER Daryl		1	10			16									16	1	8	
6	MICKENS Donte'	3	5	70	5	20	108		1	3				5	21	111	9	55	
7	DENUYL Steve		1	10	1	3	17							1	3	17	3	13	
8	DODDS Chris	1	6	110	1	5	54			1				1	5	55	1	136	
TEAM																			
TOTALS FOR					16	56	440	4	4	16				20	60	456	24	352	
TOTALS AGAINST					21	63	440	18	2	25				39	65	465	17	379	

Legend:									
Bk	Blocks	Ch	Change Made	F	Fouls	G	Goals	Min	Minutes Played
MP	Matches Played	No	Shirt Number	OG	Own Goals	PM	Penalties Made	T	Throws



CUMULATIVE STATISTICS


累积技术统计

USA - UNITED STATES OF AMERICA

After 7 Games

No.	Name	Ch	MP	Min	Throws			Penalties			Free			Totals			PM	OG	BK
					G	F	T	G	F	T	G	F	T	G	F	T			
2	MERREN Tyler	2	7	125	8	27	217	3	3	10				11	30	227	10	130	
3	MUNRO Edward	1	6	71	1	9	89	1		2				2	9	91		48	
4	WALKER Daryl		1	10			16									16	1	8	
6	MICKENS Donte'	3	6	74	5	21	115		1	3				5	22	118	9	59	
7	DENUYL Steve		1	10	1	3	17							1	3	17	3	13	
8	DODDS Chris	1	7	130	1	5	63			1				1	5	64	1	162	
TEAM																	1		
TOTALS FOR					16	65	517	4	4	16				20	69	533	25	420	
TOTALS AGAINST					25	68	517	18	2	26				43	70	543	17	446	

Legend:									
Bk	Blocks	Ch	Change Made	F	Fouls	G	Goals	Min	Minutes Played
MP	Matches Played	No	Shirt Number	OG	Own Goals	PM	Penalties Made	T	Throws



CUMULATIVE STATISTICS

累积技术统计

USA - UNITED STATES OF AMERICA

After 8 Games

No.	Name	Ch	MP	Min	Throws			Penalties			Free			Totals			PM	OG	BK
					G	F	T	G	F	T	G	F	T	G	F	T			
2	MERREN Tyler	2	8	145	9	31	250	3	3	10				12	34	260	13	147	
3	MUNRO Edward	2	7	83	1	10	106	2		3				3	10	109		63	
4	WALKER Daryl		1	10			16									16	1	8	
6	MICKENS Donte'	3	7	82	5	22	131		1	4				5	23	135	9	68	
7	DENUYL Steve		1	10	1	3	17							1	3	17	3	13	
8	DODDS Chris	1	8	150	1	7	74			1				1	7	75	1	186	
TEAM																	1		
TOTALS FOR					17	73	594	5	4	18				22	77	612	28	485	
TOTALS AGAINST					29	75	592	19	3	29				48	78	621	19	514	

Legend:									
Bk	Blocks	Ch	Change Made	F	Fouls	G	Goals	Min	Minutes Played
MP	Matches Played	No	Shirt Number	OG	Own Goals	PM	Penalties Made	T	Throws



CUMULATIVE STATISTICS

累积技术统计

SLO - SLOVENIA

After 1 Game

No.	Name	Ch	MP	Min	Throws			Penalties			Free			Totals			PM	OG	BK
					G	F	T	G	F	T	G	F	T	G	F	T			
1	LEDINEK Matej		1	2			2								2			2	
3	VINKLER Ivan		1	20	3	5	44	1		1			4	5	45	1		15	
5	DOLANC Gorazd																		
6	PODOBNIKAR Simon																		
8	PIRC Dejan	1	1	18	1	5	32	2		2			3	5	34	1		31	
9	VOGRINCIC Bostjan		1	20		1	2						1	2				23	
TEAM																			
TOTALS FOR					4	11	80	3		3			7	11	83	2		71	
TOTALS AGAINST					1	9	82	1		2			2	9	84	3		65	

Legend:									
Bk	Blocks	Ch	Change Made	F	Fouls	G	Goals	Min	Minutes Played
MP	Matches Played	No	Shirt Number	OG	Own Goals	PM	Penalties Made	T	Throws



CUMULATIVE STATISTICS

累积技术统计


SLO - SLOVENIA

After 2 Games

No.	Name	Ch	MP	Min	Throws			Penalties			Free			Totals			PM	OG	BK
					G	F	T	G	F	T	G	F	T	G	F	T			
1	LEDINEK Matej		1	2			2								2		2		
3	VINKLER Ivan		2	40	7	9	79	1		1			8	9	80	1	28		
5	DOLANC Gorazd																		
6	PODOBNIKAR Simon																		
8	PIRC Dejan	1	2	38	1	14	66	2		2			3	14	68	1	53		
9	VOGRINCIC Bostjan		2	40		1	3						1	3			48		
TEAM																			
TOTALS FOR						8	24	150	3		3		11	24	153	2	131		
TOTALS AGAINST						3	15	151	1		2		4	15	153	3	118		

Legend:

Bk	Blocks	Ch	Change Made	F	Fouls	G	Goals	Min	Minutes Played
MP	Matches Played	No	Shirt Number	OG	Own Goals	PM	Penalties Made	T	Throws



CUMULATIVE STATISTICS

累积技术统计

SLO - SLOVENIA

After 3 Games

No.	Name	Ch	MP	Min	Throws			Penalties			Free			Totals			PM	OG	BK
					G	F	T	G	F	T	G	F	T	G	F	T			
1	LEDINEK Matej		1	2			2								2			2	
3	VINKLER Ivan		3	60	9	14	115	1		1				10	14	116	1	39	
5	DOLANC Gorazd																		
6	PODOBNIKAR Simon																		
8	PIRC Dejan	1	3	58	2	16	99	5	1	6			7	17	105	1	78		
9	VOGRINCIC Bostjan		3	60		3	6							3	6		76		
TEAM																			
TOTALS FOR						11	33	222	6	1	7			17	34	229	2	195	
TOTALS AGAINST						8	22	227	1		2			9	22	229	7	178	

Legend:

Bk	Blocks	Ch	Change Made	F	Fouls	G	Goals	Min	Minutes Played
MP	Matches Played	No	Shirt Number	OG	Own Goals	PM	Penalties Made	T	Throws



CUMULATIVE STATISTICS

累积技术统计

SLO - SLOVENIA

After 4 Games

No.	Name	Ch	MP	Min	Throws			Penalties			Free			Totals			PM	OG	BK
					G	F	T	G	F	T	G	F	T	G	F	T			
1	LEDINEK Matej	1	2	7	2	1	12	1		1				3	1	13	1		6
3	VINKLER Ivan		4	80	11	21	150	3	1	4				14	22	154	3		43
5	DOLANC Gorazd	1	1	10															12
6	PODOBNIKAR Simon																		
8	PIRC Dejan	1	4	73	5	21	129	6	1	9				11	22	138	1		104
9	VOGRINCIC Bostjan		4	70		3	6							3	6				85
TEAM																			
TOTALS FOR					18	46	297	10	2	14				28	48	311	5		250
TOTALS AGAINST					15	31	296	3		4				18	31	300	15		233

Legend:									
Bk	Blocks	Ch	Change Made	F	Fouls	G	Goals	Min	Minutes Played
MP	Matches Played	No	Shirt Number	OG	Own Goals	PM	Penalties Made	T	Throws



CUMULATIVE STATISTICS

累积技术统计

SLO - SLOVENIA

After 5 Games

No.	Name	Ch	MP	Min	Throws			Penalties			Free			Totals			PM	OG	BK
					G	F	T	G	F	T	G	F	T	G	F	T			
1	LEDINEK Matej	1	3	27	6	8	46	1		1							2	21	
3	VINKLER Ivan		4	80	11	21	150	3	1	4							3	43	
5	DOLANC Gorazd	1	2	30		1	2							1	2			38	
6	PODOBNIKAR Simon																		
8	PIRC Dejan	1	5	93	7	25	164	7	1	10							2	120	
9	VOGRINCIC Bostjan		4	70		3	6							3	6			85	
TEAM																			
TOTALS FOR					24	58	368	11	2	15				35	60	383	7	307	
TOTALS AGAINST					19	35	367	5		6				24	35	373	16	288	

Legend:									
Bk	Blocks	Ch	Change Made	F	Fouls	G	Goals	Min	Minutes Played
MP	Matches Played	No	Shirt Number	OG	Own Goals	PM	Penalties Made	T	Throws



CUMULATIVE STATISTICS

累积技术统计

SLO - SLOVENIA

After 6 Games

No.	Name	Ch	MP	Min	Throws			Penalties			Free			Totals			PM	OG	BK	
					G	F	T	G	F	T	G	F	T	G	F	T				
1	LEDINEK Matej	2	4	31	6	10	53	1		1						7	10	54	2	24
3	VINKLER Ivan	1	5	97	12	26	182	3	1	4						15	27	186	4	56
5	DOLANC Gorazd	1	3	50		1	3										1	3	1	75
6	PODOBNIKAR Simon																			
8	PIRC Dejan	2	6	112	8	30	191	7	1	10						15	31	201	2	133
9	VOGRINCIC Bostjan		4	70		3	6										3	6		85
TEAM																				
TOTALS FOR						26	70	435	11	2	15					37	72	450	9	373
TOTALS AGAINST						22	42	439	6		8				28	42	447	16	342	

Legend:									
Bk	Blocks	Ch	Change Made	F	Fouls	G	Goals	Min	Minutes Played
MP	Matches Played	No	Shirt Number	OG	Own Goals	PM	Penalties Made	T	Throws



CUMULATIVE STATISTICS

累积技术统计

SLO - SLOVENIA

After 7 Games

No.	Name	Ch	MP	Min	Throws			Penalties			Free			Totals			PM	OG	BK
					G	F	T	G	F	T	G	F	T	G	F	T			
1	LEDINEK Matej	2	5	41	9	12	71	1		1							3	37	
3	VINKLER Ivan	2	6	112	13	29	208	3	1	5							6	64	
5	DOLANC Gorazd	1	4	59		1	4							1	4		1	83	
6	PODOBNIKAR Simon																		
8	PIRC Dejan	3	7	127	8	34	221	7	1	10							2	146	
9	VOGRINCIC Bostjan	1	5	81		3	6							3	6			96	
TEAM																			
TOTALS FOR					30	79	510	11	2	16				41	81	526	12	426	
TOTALS AGAINST					27	60	513	7		11				34	60	524	17	405	

Legend:									
Bk	Blocks	Ch	Change Made	F	Fouls	G	Goals	Min	Minutes Played
MP	Matches Played	No	Shirt Number	OG	Own Goals	PM	Penalties Made	T	Throws



CUMULATIVE STATISTICS


累积技术统计

SLO - SLOVENIA

After 8 Games

No.	Name	Ch	MP	Min	Throws			Penalties			Free			Totals			PM	OG	BK
					G	F	T	G	F	T	G	F	T	G	F	T			
1	LEDINEK Matej	2	6	61	10	16	105	3	1	4				13	17	109	4	52	
3	VINKLER Ivan	2	7	127	15	32	235	3	1	5				18	33	240	6	75	
5	DOLANC Gorazd	1	5	79		2	11								2	11	2	112	
6	PODOBNIKAR Simon																		
8	PIRC Dejan	4	8	132	8	35	228	7	1	10				15	36	238	3	149	
9	VOGRINCIC Bostjan	1	5	81		3	6								3	6		96	
TEAM																			
TOTALS FOR						33	88	585	13	3	19				46	91	604	15	484
TOTALS AGAINST						31	74	589	9	1	14				40	75	603	20	468

Legend:									
Bk	Blocks	Ch	Change Made	F	Fouls	G	Goals	Min	Minutes Played
MP	Matches Played	No	Shirt Number	OG	Own Goals	PM	Penalties Made	T	Throws



CUMULATIVE STATISTICS

累积技术统计

DEN - DENMARK

After 1 Game

No.	Name	Ch	MP	Min	Throws			Penalties			Free			Totals			PM	OG	BK
					G	F	T	G	F	T	G	F	T	G	F	T			
1	PEDERSEN Martin		1	20			3			1					4	1	20		
2	BAULUND Mads																		
3	NIELSEN Ricky		1	20	1		30						1		30	1	2		
4	HANSEN Kenneth																		
5	ELKJAER Jonas																		
6	WEICHEL Peter		1	20	1		34						1		34	1	33		
TEAM																			
TOTALS FOR																			
					2		67			1			2		68	4	55		
TOTALS AGAINST																			
							68	2		4			2		72	1	58		

Legend:									
Bk	Blocks	Ch	Change Made	F	Fouls	G	Goals	Min	Minutes Played
MP	Matches Played	No	Shirt Number	OG	Own Goals	PM	Penalties Made	T	Throws



CUMULATIVE STATISTICS

累积技术统计

DEN - DENMARK

After 2 Games

No.	Name	Ch	MP	Min	Throws			Penalties			Free			Totals			PM	OG	BK		
					G	F	T	G	F	T	G	F	T	G	F	T					
1	PEDERSEN Martin		2	40			7			1					8	1		41			
2	BAULUND Mads																				
3	NIELSEN Ricky	1	2	38	2	3	59						2	3	59	1		18			
4	HANSEN Kenneth																				
5	ELKJAER Jonas		1	2			2								2			1			
6	WEICHEL Peter		2	40	2	3	68						2	3	68	1		48			
TEAM																			1		
TOTALS FOR					4	6	136			1			4	6	137	4		108			
TOTALS AGAINST					4	13	138	2		4			6	13	142	1		118			

Legend:									
Bk	Blocks	Ch	Change Made	F	Fouls	G	Goals	Min	Minutes Played
MP	Matches Played	No	Shirt Number	OG	Own Goals	PM	Penalties Made	T	Throws



CUMULATIVE STATISTICS

累积技术统计

DEN - DENMARK

After 3 Games

No.	Name	Ch	MP	Min	Throws			Penalties			Free			Totals			PM	OG	BK
					G	F	T	G	F	T	G	F	T	G	F	T			
1	PEDERSEN Martin		3	60			14	4		6			4		20	1		66	
2	BAULUND Mads																		
3	NIELSEN Ricky	1	3	58	4	7	91						4	7	91	2		41	
4	HANSEN Kenneth																		
5	ELKJAER Jonas		1	2			2								2			1	
6	WEICHEL Peter		3	60	6	11	108	1		1			7	11	109	1		66	
TEAM															2				
TOTALS FOR					10	18	215	5		7			15	18	222	6		174	
TOTALS AGAINST					7	28	221	3		6			10	28	227	7		181	

Legend:									
Bk	Blocks	Ch	Change Made	F	Fouls	G	Goals	Min	Minutes Played
MP	Matches Played	No	Shirt Number	OG	Own Goals	PM	Penalties Made	T	Throws



CUMULATIVE STATISTICS


累积技术统计

DEN - DENMARK

After 4 Games

No.	Name	Ch	MP	Min	Throws			Penalties			Free			Totals			PM	OG	BK	
					G	F	T	G	F	T	G	F	T	G	F	T				
1	PEDERSEN Martin		4	80		4	23		4		6				4	4	29	1	91	
2	BAULUND Mads																			
3	NIELSEN Ricky	2	4	71	4	11	113							4	11	113	2	54		
4	HANSEN Kenneth																			
5	ELKJAER Jonas		2	9	1	4	13							1	4	13	1	3		
6	WEICHEL Peter		4	80	6	18	142	1		1				7	18	143	2	78		
TEAM																		3		
TOTALS FOR					11	37	291	5		7				16	37	298	9	226		
TOTALS AGAINST					15	44	296	5		9				20	44	305	7	237		

Legend:									
Bk	Blocks	Ch	Change Made	F	Fouls	G	Goals	Min	Minutes Played
MP	Matches Played	No	Shirt Number	OG	Own Goals	PM	Penalties Made	T	Throws



CUMULATIVE STATISTICS

累积技术统计

DEN - DENMARK

After 5 Games

No.	Name	Ch	MP	Min	Throws			Penalties			Free			Totals			PM	OG	BK	
					G	F	T	G	F	T	G	F	T	G	F	T				
1	PEDERSEN Martin		5	100		5	27		5		7				5	5	34	1	119	
2	BAULUND Mads																			
3	NIELSEN Ricky	2	5	91	7	16	152								7	16	152	2	75	
4	HANSEN Kenneth																			
5	ELKJAER Jonas		2	9	1	4	13							1	4	13	1	3		
6	WEICHEL Peter		5	100	10	21	173	6		6				16	21	179	3	89		
TEAM																		3		
TOTALS FOR					18	46	365	11		13				29	46	378	10	286		
TOTALS AGAINST					20	54	371	6		10				26	54	381	13	295		

Legend:

Bk	Blocks	Ch	Change Made	F	Fouls	G	Goals	Min	Minutes Played
MP	Matches Played	No	Shirt Number	OG	Own Goals	PM	Penalties Made	T	Throws



CUMULATIVE STATISTICS


累积技术统计

DEN - DENMARK

After 6 Games

No.	Name	Ch	MP	Min	Throws			Penalties			Free			Totals			PM	OG	BK	
					G	F	T	G	F	T	G	F	T	G	F	T				
1	PEDERSEN Martin		6	120		9	35		5		7				5	9	42	2	145	
2	BAULUND Mads																			
3	NIELSEN Ricky	2	6	111	9	19	179							9	19	179	3	89		
4	HANSEN Kenneth																			
5	ELKJAER Jonas		2	9	1	4	13							1	4	13	1	3		
6	WEICHEL Peter		6	120	10	24	204	6		7				16	24	211	3	101		
TEAM																		3		
TOTALS FOR					20	56	431	11		14				31	56	445	12	338		
TOTALS AGAINST					23	64	438	7	1	12				30	65	450	14	349		

Legend:									
Bk	Blocks	Ch	Change Made	F	Fouls	G	Goals	Min	Minutes Played
MP	Matches Played	No	Shirt Number	OG	Own Goals	PM	Penalties Made	T	Throws



CUMULATIVE STATISTICS

累积技术统计

DEN - DENMARK

After 7 Games

No.	Name	Ch	MP	Min	Throws			Penalties			Free			Totals			PM	OG	BK	
					G	F	T	G	F	T	G	F	T	G	F	T				
1	PEDERSEN Martin		7	140	1	11	38	5		8			6	11	46	2		178		
2	BAULUND Mads																			
3	NIELSEN Ricky	2	7	131	10	24	215						10	24	215	3		106		
4	HANSEN Kenneth																			
5	ELKJAER Jonas		2	9	1	4	13						1	4	13	1		3		
6	WEICHEL Peter		7	140	13	35	239	7		9			20	35	248	4		114		
TEAM																		3		
TOTALS FOR					25	74	505	12		17			37	74	522	13		401		
TOTALS AGAINST					27	73	513	7	1	13			34	74	526	17		402		

Legend:									
Bk	Blocks	Ch	Change Made	F	Fouls	G	Goals	Min	Minutes Played
MP	Matches Played	No	Shirt Number	OG	Own Goals	PM	Penalties Made	T	Throws



CUMULATIVE STATISTICS

累积技术统计

DEN - DENMARK

After 8 Games

No.	Name	Ch	MP	Min	Throws			Penalties			Free			Totals			PM	OG	BK	
					G	F	T	G	F	T	G	F	T	G	F	T				
1	PEDERSEN Martin		8	147	1	11	45	5		8			6	11	53	2		194		
2	BAULUND Mads	1	1	13			1								1			22		
3	NIELSEN Ricky	2	8	138	10	24	222						10	24	222	3		110		
4	HANSEN Kenneth	1	1	3		2	7							2	7			2		
5	ELKJAER Jonas	1	3	19	1	9	31						1	9	31	2		11		
6	WEICHEL Peter		8	160	18	36	270	7	1	10			25	37	280	7		127		
TEAM																		3		
TOTALS FOR					30	82	576	12	1	18			42	83	594	17		466		
TOTALS AGAINST					33	75	585	9	1	16			42	76	601	18		461		

Legend:									
Bk	Blocks	Ch	Change Made	F	Fouls	G	Goals	Min	Minutes Played
MP	Matches Played	No	Shirt Number	OG	Own Goals	PM	Penalties Made	T	Throws



CUMULATIVE STATISTICS

累积技术统计

CAN - CANADA

After 1 Game

No.	Name	Ch	MP	Min	Throws			Penalties			Free			Totals			PM	OG	BK
					G	F	T	G	F	T	G	F	T	G	F	T			
3	GAULIN Brendan																		
4	KOZAK Dean		1	2			3								3				
5	HACHE Bruno		1	1			2								2				
7	CARON Mario	1	1	18	5		40	3		4			8		44			16	
8	CHRISTY Jeff		1	20		1	1							1	1			27	
9	CHRISTY Rob	1	1	19	1	8	34			1			1	8	35	1		20	
TEAM																			
TOTALS FOR					6	9	80	3		5			9	9	85	1		63	
TOTALS AGAINST					4	11	79	1		1			5	11	80	5		66	

Legend:									
Bk	Blocks	Ch	Change Made	F	Fouls	G	Goals	Min	Minutes Played
MP	Matches Played	No	Shirt Number	OG	Own Goals	PM	Penalties Made	T	Throws



CUMULATIVE STATISTICS

累积技术统计

CAN - CANADA

After 2 Games

No.	Name	Ch	MP	Min	Throws			Penalties			Free			Totals			PM	OG	BK
					G	F	T	G	F	T	G	F	T	G	F	T			
3	GAULIN Brendan																		
4	KOZAK Dean		1	2			3								3				
5	HACHE Bruno		1	1			2								2				
7	CARON Mario	1	2	38	8	1	72	7		9			15	1	81	2		31	
8	CHRISTY Jeff		2	40			3	11		1				3	12			54	
9	CHRISTY Rob	1	2	39	1	12	67	1		2			2	12	69	2		39	
TEAM																			
TOTALS FOR					9	16	155	8		12			17	16	167	4		124	
TOTALS AGAINST					6	23	152	1	2	4			7	25	156	12		130	

Legend:									
Bk	Blocks	Ch	Change Made	F	Fouls	G	Goals	Min	Minutes Played
MP	Matches Played	No	Shirt Number	OG	Own Goals	PM	Penalties Made	T	Throws



CUMULATIVE STATISTICS


累积技术统计

CAN - CANADA

After 3 Games

No.	Name	Ch	MP	Min	Throws			Penalties			Free			Totals			PM	OG	BK
					G	F	T	G	F	T	G	F	T	G	F	T			
3	GAULIN Brendan																		
4	KOZAK Dean		2	6			8		1	1				1		9			
5	HACHE Bruno		2	9	1		15						1		15	1		5	
7	CARON Mario	2	3	54	9	2	99	7		10			16	2	109	3		43	
8	CHRISTY Jeff		3	60			3	21		1				3	22			81	
9	CHRISTY Rob	2	3	51	1	14	85	1		2			2	14	87	2		53	
TEAM																			
TOTALS FOR							11	19	228	8	1	14		19	20	242	6		182
TOTALS AGAINST							15	30	225	3	2	6		18	32	231	14		199

Legend:									
Bk	Blocks	Ch	Change Made	F	Fouls	G	Goals	Min	Minutes Played
MP	Matches Played	No	Shirt Number	OG	Own Goals	PM	Penalties Made	T	Throws



CUMULATIVE STATISTICS

累积技术统计

CAN - CANADA

After 4 Games

No.	Name	Ch	MP	Min	Throws			Penalties			Free			Totals			PM	OG	BK
					G	F	T	G	F	T	G	F	T	G	F	T			
3	GAULIN Brendan																		
4	KOZAK Dean		2	6			8		1	1				1	9				
5	HACHE Bruno		2	9	1		15						1		15	1		5	
7	CARON Mario	2	4	74	10	3	137	10		14			20	3	151	3		53	
8	CHRISTY Jeff		4	80		5	27			1				5	28			118	
9	CHRISTY Rob	2	4	71	2	17	118	1		2			3	17	120	2		68	
TEAM																			
TOTALS FOR						13	25	305	11	1	18			24	26	323	6		244
TOTALS AGAINST						21	41	303	3	2	6			24	43	309	18		268

Legend:

Bk	Blocks	Ch	Change Made	F	Fouls	G	Goals	Min	Minutes Played
MP	Matches Played	No	Shirt Number	OG	Own Goals	PM	Penalties Made	T	Throws



CUMULATIVE STATISTICS

累积技术统计

CAN - CANADA

After 5 Games

No.	Name	Ch	MP	Min	Throws			Penalties			Free			Totals			PM	OG	BK
					G	F	T	G	F	T	G	F	T	G	F	T			
3	GAULIN Brendan																		
4	KOZAK Dean		2	6			8		1	1				1		9			
5	HACHE Bruno		3	15	1	2	23						1	2	23	1		10	
7	CARON Mario		2	5	94	12	4	174	11		15			23	4	189	5		60
8	CHRISTY Jeff			5	100		5	36			1			5		37			153
9	CHRISTY Rob		3	5	85	2	20	137	1		2			3	20	139	2		84
TEAM																	1		
TOTALS FOR					15	31	378	12	1	19			27	32	397	9		307	
TOTALS AGAINST					25	47	376	5	3	9			30	50	385	19		334	

Legend:									
Bk	Blocks	Ch	Change Made	F	Fouls	G	Goals	Min	Minutes Played
MP	Matches Played	No	Shirt Number	OG	Own Goals	PM	Penalties Made	T	Throws



CUMULATIVE STATISTICS


累积技术统计

CAN - CANADA

After 6 Games

No.	Name	Ch	MP	Min	Throws			Penalties			Free			Totals			PM	OG	BK
					G	F	T	G	F	T	G	F	T	G	F	T			
3	GAULIN Brendan																		
4	KOZAK Dean		3	10			11		1	1				1	2			3	
5	HACHE Bruno		4	19	1	2	27						1	2	27	1		13	
7	CARON Mario	3	6	104	12	4	191	11		16			23	4	207	9		67	
8	CHRISTY Jeff		6	114		6	42			1				6	43			168	
9	CHRISTY Rob	4	6	95	2	21	151	1		2			3	21	153	4		93	
TEAM																	1		
TOTALS FOR					15	33	422	12	1	20			27	34	442	15		344	
TOTALS AGAINST					29	51	419	11	3	15			40	54	434	20		376	

Legend:									
Bk	Blocks	Ch	Change Made	F	Fouls	G	Goals	Min	Minutes Played
MP	Matches Played	No	Shirt Number	OG	Own Goals	PM	Penalties Made	T	Throws



CUMULATIVE STATISTICS

累积技术统计

CAN - CANADA

After 7 Games

No.	Name	Ch	MP	Min	Throws			Penalties			Free			Totals			PM	OG	BK
					G	F	T	G	F	T	G	F	T	G	F	T			
3	GAULIN Brendan																		
4	KOZAK Dean		3	10			11		1	1				1	12			3	
5	HACHE Bruno		5	39	3	7	62						3	7	62	4		40	
7	CARON Mario	3	7	124	16	6	233	11		16			27	6	249	9		80	
8	CHRISTY Jeff		7	134		11	49			1				11	50			200	
9	CHRISTY Rob	4	6	95	2	21	151	1		2			3	21	153	4		93	
TEAM																	1		
TOTALS FOR					21	45	506	12	1	20			33	46	526	18		416	
TOTALS AGAINST					32	61	503	13	3	18			45	64	521	20		442	

Legend:									
Bk	Blocks	Ch	Change Made	F	Fouls	G	Goals	Min	Minutes Played
MP	Matches Played	No	Shirt Number	OG	Own Goals	PM	Penalties Made	T	Throws



CUMULATIVE STATISTICS

累积技术统计

CAN - CANADA

After 8 Games

No.	Name	Ch	MP	Min	Throws			Penalties			Free			Totals			PM	OG	BK
					G	F	T	G	F	T	G	F	T	G	F	T			
3	GAULIN Brendan																		
4	KOZAK Dean		4	16			21		1	1				1	22			6	
5	HACHE Bruno	1	6	50	5	7	81			1			5	7	82	4		49	
7	CARON Mario	4	8	138	18	6	258	13		18			31	6	276	10		85	
8	CHRISTY Jeff		8	154		12	51			1				12	52			235	
9	CHRISTY Rob	4	7	104	4	22	167	1		2			5	22	169	4		100	
TEAM																	1		
TOTALS FOR					27	47	578	14	1	23			41	48	601	19		475	
TOTALS AGAINST					37	69	574	13	4	19			50	73	593	24		507	

Legend:									
Bk	Blocks	Ch	Change Made	F	Fouls	G	Goals	Min	Minutes Played
MP	Matches Played	No	Shirt Number	OG	Own Goals	PM	Penalties Made	T	Throws



CUMULATIVE STATISTICS

累积技术统计

IRI - IRAN

After 1 Game

No.	Name	Ch	MP	Min	Throws			Penalties			Free			Totals			PM	OG	BK
					G	F	T	G	F	T	G	F	T	G	F	T			
1	HOSSEINI Rahmatollah	1	1	9	1	3	15						1	3	15	2		9	
2	SORANJI Mohammad																		
3	JALILVAND Mohsen	1	1	18	2	2	39	1		1			3	2	40	1		17	
4	JAHANGIRI Behzad			20														22	
5	JALALI Javad																		
6	SAYAHI Seyed Mehdi		1	13	1	6	25						1	6	25	2		18	
TEAM																			
TOTALS FOR					4	11	79	1		1			5	11	80	5		66	
TOTALS AGAINST					6	9	80	3		5			9	9	85	1		63	

Legend:									
Bk	Blocks	Ch	Change Made	F	Fouls	G	Goals	Min	Minutes Played
MP	Matches Played	No	Shirt Number	OG	Own Goals	PM	Penalties Made	T	Throws



CUMULATIVE STATISTICS

累积技术统计

IRI - IRAN

After 2 Games

No.	Name	Ch	MP	Min	Throws			Penalties			Free			Totals			PM	OG	BK
					G	F	T	G	F	T	G	F	T	G	F	T			
1	HOSSEINI Rahmatollah	1	1	9	1	3	15							1	3	15	2	9	
2	SORANJI Mohammad																		
3	JALILVAND Mohsen	1	2	38	7	6	76	3		4			10	6	80	2	32		
4	JAHANGIRI Behzad		2	40		1	5							1	5		49		
5	JALALI Javad																		
6	SAYAHI Seyed Mehdi		2	33	1	11	58	1		2			2	11	60	2	36		
TEAM																			
TOTALS FOR						9	21	154	4		6			13	21	160	6	126	
TOTALS AGAINST						10	18	154	4		6			14	18	160	6	124	

Legend:									
Bk	Blocks	Ch	Change Made	F	Fouls	G	Goals	Min	Minutes Played
MP	Matches Played	No	Shirt Number	OG	Own Goals	PM	Penalties Made	T	Throws



CUMULATIVE STATISTICS

累积技术统计

IRI - IRAN

After 3 Games

No.	Name	Ch	MP	Min	Throws			Penalties			Free			Totals			PM	OG	BK
					G	F	T	G	F	T	G	F	T	G	F	T			
1	HOSSEINI Rahmatollah	1	2	15	1	4	25	1		1				2	4	26	3	15	
2	SORANJI Mohammad		1	1			2									2			
3	JALILVAND Mohsen	1	3	58	9	7	111	5		7				14	7	118	5	47	
4	JAHANGIRI Behzad	1	3	59		4	12								4	12		82	
5	JALALI Javad																		
6	SAYAHI Seyed Mehdi	1	3	47	1	14	81	1		2				2	14	83	6	48	
TEAM																			
TOTALS FOR						11	29231	7		10				18	29241	14	192		
TOTALS AGAINST						16	27232	8	1	14				24	28246	10	192		

Legend:									
Bk	Blocks	Ch	Change Made	F	Fouls	G	Goals	Min	Minutes Played
MP	Matches Played	No	Shirt Number	OG	Own Goals	PM	Penalties Made	T	Throws



CUMULATIVE STATISTICS

累积技术统计

IRI - IRAN

After 4 Games

No.	Name	Ch	MP	Min	Throws			Penalties			Free			Totals			PM	OG	BK	
					G	F	T	G	F	T	G	F	T	G	F	T				
1	HOSSEINI Rahmatollah	1	2	15	1	4	25	1		1			2	4	26	3		16		
2	SORANJI Mohammad		1	1			2								2					
3	JALILVAND Mohsen	1	4	78	11	13	147	6		9			17	13	156	6		69		
4	JAHANGIRI Behzad	1	4	79		5	14							5	14			99		
5	JALALI Javad		1	1			1								1					
6	SAYAHI Seyed Mehdi	2	4	66	1	22	113	1		2			2	22	115	7		70		
TEAM																		1		
TOTALS FOR					13	44	302	8		12			21	44	314	17		254		
TOTALS AGAINST					19	35	305	9	2	17			28	37	322	12		244		

Legend:									
Bk	Blocks	Ch	Change Made	F	Fouls	G	Goals	Min	Minutes Played
MP	Matches Played	No	Shirt Number	OG	Own Goals	PM	Penalties Made	T	Throws



CUMULATIVE STATISTICS


累积技术统计

IRI - IRAN

After 5 Games

No.	Name	Ch	MP	Min	Throws			Penalties			Free			Totals			PM	OG	BK
					G	F	T	G	F	T	G	F	T	G	F	T			
1	HOSSEINI Rahmatollah	1	2	15	1	4	25	1		1			2	4	26	3		16	
2	SORANJI Mohammad		1	1			2								2				
3	JALILVAND Mohsen	1	5	98	13	15	184	9		13			22	15	197	8		83	
4	JAHANGIRI Behzad	1	5	99		6	23							6	23			131	
5	JALALI Javad	1	2	11	1	2	16		1	1			1	3	17	4		11	
6	SAYAHI Seyed Mehdi	2	5	76	2	25	133	2		3			4	25	136	8		86	
TEAM																	1		
TOTALS FOR					17	52	383	12	1	18			29	53	401	24		327	
TOTALS AGAINST					22	41	384	12	3	24			34	44	408	20		314	

Legend:									
Bk	Blocks	Ch	Change Made	F	Fouls	G	Goals	Min	Minutes Played
MP	Matches Played	No	Shirt Number	OG	Own Goals	PM	Penalties Made	T	Throws



CUMULATIVE STATISTICS

累积技术统计

IRI - IRAN

After 6 Games

No.	Name	Ch	MP	Min	Throws			Penalties			Free			Totals			PM	OG	BK
					G	F	T	G	F	T	G	F	T	G	F	T			
1	HOSSEINI Rahmatollah	1	3	20	1	5	29	1		1				2	5	30	3		21
2	SORANJI Mohammad		2	3		1	3	1		1				1	1	4			
3	JALILVAND Mohsen	2	6	116	17	15	215	9		13				26	15	228	8		106
4	JAHANGIRI Behzad	2	6	114		9	31								9	31	1		152
5	JALALI Javad	1	3	18	1	2	27		1	1				1	3	28	4		19
6	SAYAHI Seyed Mehdi	3	6	89	4	29	154	2		3				6	29	157	9		97
TEAM																	1		
TOTALS FOR					23	61	459	13	1	19				36	62	478	26		395
TOTALS AGAINST					24	51	463	12	4	26				36	55	489	21		374

Legend:									
Bk	Blocks	Ch	Change Made	F	Fouls	G	Goals	Min	Minutes Played
MP	Matches Played	No	Shirt Number	OG	Own Goals	PM	Penalties Made	T	Throws



CUMULATIVE STATISTICS

累积技术统计

ESP - SPAIN

After 1 Game

No.	Name	Ch	MP	Min	Throws			Penalties			Free			Totals			PM	OG	BK
					G	F	T	G	F	T	G	F	T	G	F	T			
1	RUBIO Tomas																		
2	GARCIA Jose Fernando																		
3	GARCIA Raul	1	1	13			23							23				7	
4	GALIANA Vicente		1	7			11							11				4	
5	PEREZ Jose		1	20			31							31	1			13	
7	SANTANA Jesus Nazaret		1	20			3	2	4					2	7			34	
TEAM																			
TOTALS FOR							68	2	4					2	72	1		58	
TOTALS AGAINST					2		67		1					2	68	4		55	

Legend:									
Bk	Blocks	Ch	Change Made	F	Fouls	G	Goals	Min	Minutes Played
MP	Matches Played	No	Shirt Number	OG	Own Goals	PM	Penalties Made	T	Throws



CUMULATIVE STATISTICS

累积技术统计

ESP - SPAIN

After 2 Games

No.	Name	Ch	MP	Min	Throws			Penalties			Free			Totals			PM	OG	BK
					G	F	T	G	F	T	G	F	T	G	F	T			
1	RUBIO Tomas	1	1	10	1	3	17							1	3	17	1	6	
2	GARCIA Jose Fernando																		
3	GARCIA Raul	2	2	23	3	4	44							3	4	44		12	
4	GALIANA Vicente		2	17	1	3	31							1	3	31	3	11	
5	PEREZ Jose		2	40		1	44	1		1				1	1	45	1	30	
7	SANTANA Jesus Nazaret	1	2	30		1	9	2		4				2	1	13	1	50	
TEAM																			
TOTALS FOR					5	12	145	3		5				8	12	150	6	109	
TOTALS AGAINST					11	15	141	3	1	6				14	16	147	5	114	

Legend:									
Bk	Blocks	Ch	Change Made	F	Fouls	G	Goals	Min	Minutes Played
MP	Matches Played	No	Shirt Number	OG	Own Goals	PM	Penalties Made	T	Throws



CUMULATIVE STATISTICS

累积技术统计

ESP - SPAIN

After 3 Games

No.	Name	Ch	MP	Min	Throws			Penalties			Free			Totals			PM	OG	BK
					G	F	T	G	F	T	G	F	T	G	F	T			
1	RUBIO Tomas	1	2	13	1	5	20							1	5	20	1	7	
2	GARCIA Jose Fernando	1	1	10		1	15								1	15	1	3	
3	GARCIA Raul	3	3	33	3	4	60							3	4	60	3	22	
4	GALIANA Vicente		2	17	1	3	31							1	3	31	3	11	
5	PEREZ Jose		3	53		2	57	1		1				1	2	58	1	46	
7	SANTANA Jesus Nazaret	1	3	33		1	11	2		4				2	1	15	2	54	
TEAM																	1		
TOTALS FOR					5	16	194	3		5				8	16	199	12	143	
TOTALS AGAINST					16	17	187	8	1	12				24	18	199	5	152	

Legend:									
Bk	Blocks	Ch	Change Made	F	Fouls	G	Goals	Min	Minutes Played
MP	Matches Played	No	Shirt Number	OG	Own Goals	PM	Penalties Made	T	Throws



CUMULATIVE STATISTICS

累积技术统计

ESP - SPAIN

After 4 Games

No.	Name	Ch	MP	Min	Throws			Penalties			Free			Totals			PM	OG	BK
					G	F	T	G	F	T	G	F	T	G	F	T			
1	RUBIO Tomas	1	3	29	2	8	43							2	8	43	1	16	
2	GARCIA Jose Fernando	1	1	10		1	15								1	15	1	3	
3	GARCIA Raul	3	4	34	3	4	60							3	4	60	3	22	
4	GALIANA Vicente	1	3	36	3	7	65							3	7	65	7	25	
5	PEREZ Jose	1	4	64	3	4	66	2		2				5	4	68	2	54	
7	SANTANA Jesus Nazaret	2	4	46	1	1	14	3		5				4	1	19	4	78	
TEAM																	2		
TOTALS FOR						12	25	263	5		7			17	25	270	20	198	
TOTALS AGAINST						23	30	262	12	2	19			35	32	281	8	207	

Legend:									
Bk	Blocks	Ch	Change Made	F	Fouls	G	Goals	Min	Minutes Played
MP	Matches Played	No	Shirt Number	OG	Own Goals	PM	Penalties Made	T	Throws



CUMULATIVE STATISTICS

累积技术统计

ESP - SPAIN

After 5 Games

No.	Name	Ch	MP	Min	Throws			Penalties			Free			Totals			PM	OG	BK	
					G	F	T	G	F	T	G	F	T	G	F	T				
1	RUBIO Tomas	2	4	42	2	14	68						2	14	68	1		29		
2	GARCIA Jose Fernando	1	1	10		1	15							1	15	1		3		
3	GARCIA Raul	4	5	45	4	6	75						4	6	75	5		32		
4	GALIANA Vicente	1	4	45	3	9	79						3	9	79	8		32		
5	PEREZ Jose	1	5	84	4	7	83	2		2			6	7	85	3		73		
7	SANTANA Jesus Nazaret	2	5	53	1	1	23	4		6			5	1	29	4		96		
TEAM																		2		
TOTALS FOR					14	38	343	6		8			20	38	351	24		265		
TOTALS AGAINST					27	42	344	15	2	23			42	44	367	9		271		

Legend:									
Bk	Blocks	Ch	Change Made	F	Fouls	G	Goals	Min	Minutes Played
MP	Matches Played	No	Shirt Number	OG	Own Goals	PM	Penalties Made	T	Throws



CUMULATIVE STATISTICS

累积技术统计

ESP - SPAIN

After 6 Games

No.	Name	Ch	MP	Min	Throws			Penalties			Free			Totals			PM	OG	BK
					G	F	T	G	F	T	G	F	T	G	F	T			
1	RUBIO Tomas	2	5	49	2	17	81							2	17	81	2	35	
2	GARCIA Jose Fernando	2	2	23		3	36								3	36	2	17	
3	GARCIA Raul	4	6	53	5	8	85							5	8	85	5	36	
4	GALIANA Vicente	1	4	45	3	9	79							3	9	79	8	32	
5	PEREZ Jose	1	6	104	5	8	106	2		2				7	8	108	6	93	
7	SANTANA Jesus Nazaret	3	6	65	1	2	28	5		7				6	2	35	4	113	
TEAM																2			
TOTALS FOR					16	47	415	7		9				23	47	424	29	326	
TOTALS AGAINST					33	49	416	16	3	28				49	52	444	10	332	

Legend:									
Bk	Blocks	Ch	Change Made	F	Fouls	G	Goals	Min	Minutes Played
MP	Matches Played	No	Shirt Number	OG	Own Goals	PM	Penalties Made	T	Throws



CUMULATIVE STATISTICS

累积技术统计

FIN - FINLAND

After 1 Game

No.	Name	Ch	MP	Min	Throws			Penalties			Free			Totals			PM	OG	BK
					G	F	T	G	F	T	G	F	T	G	F	T			
1	MATTILA Jarno		1	20		3	16	1		2			1	3	18			25	
2	AITTOLA Veli-Matti	1	1	17		4	33							4	33	2		18	
3	KIVINEN Jorma		1	3			5								5			2	
4	MIINALA Erkki		1	4	1	2	6						1	2	6			5	
7	ALENIUS Toni																		
8	POSIO Petri	1	1	16			22								22	1		15	
TEAM																			
TOTALS FOR						1	9	82	1		2			2	9	84	3		65
TOTALS AGAINST						4	11	80	3		3			7	11	83	2		71

Legend:									
Bk	Blocks	Ch	Change Made	F	Fouls	G	Goals	Min	Minutes Played
MP	Matches Played	No	Shirt Number	OG	Own Goals	PM	Penalties Made	T	Throws



CUMULATIVE STATISTICS

累积技术统计

FIN - FINLAND

After 2 Games

No.	Name	Ch	MP	Min	Throws			Penalties			Free			Totals			PM	OG	BK
					G	F	T	G	F	T	G	F	T	G	F	T			
1	MATTILA Jarno	1	2	32	1	3	22	2		3			3	3	25	1		30	
2	AITTOLA Veli-Matti	2	2	23		4	42							4	42	4		23	
3	KIVINEN Jorma	1	2	11			15								15			6	
4	MIINALA Erkki		2	12	4	2	12					4	2	12	1			10	
7	ALENIUS Toni		1	4			4							4	1			4	
8	POSIO Petri	2	2	32			45							45	1			28	
TEAM														1					
TOTALS FOR					5	9	140	2		3			7	9	143	9		101	
TOTALS AGAINST					14	11	138	8		9			22	11	147	3		116	

Legend:									
Bk	Blocks	Ch	Change Made	F	Fouls	G	Goals	Min	Minutes Played
MP	Matches Played	No	Shirt Number	OG	Own Goals	PM	Penalties Made	T	Throws



CUMULATIVE STATISTICS

累积技术统计

FIN - FINLAND

After 3 Games

No.	Name	Ch	MP	Min	Throws			Penalties			Free			Totals			PM	OG	BK	
					G	F	T	G	F	T	G	F	T	G	F	T				
1	MATTILA Jarno	1	3	52	2	8	43	3		5			5	8	48	1		55		
2	AITTOLA Veli-Matti	3	3	29		5	53							5	53	5		31		
3	KIVINEN Jorma	2	3	21		2	29							2	29	2		15		
4	MIINALA Erkki		3	16	4	5	20						4	5	20	1		13		
7	ALENIUS Toni		2	5			6								6	1		4		
8	POSIO Petri	3	3	51	2	4	72						2	4	72	4		46		
TEAM																		1		
TOTALS FOR					8	24	223	3		5			11	24	228	15		164		
TOTALS AGAINST					20	23	217	13		15			33	23	232	5		182		

Legend:									
Bk	Blocks	Ch	Change Made	F	Fouls	G	Goals	Min	Minutes Played
MP	Matches Played	No	Shirt Number	OG	Own Goals	PM	Penalties Made	T	Throws



CUMULATIVE STATISTICS

累积技术统计

FIN - FINLAND

After 4 Games

No.	Name	Ch	MP	Min	Throws			Penalties			Free			Totals			PM	OG	BK
					G	F	T	G	F	T	G	F	T	G	F	T			
1	MATTILA Jarno	1	4	72	3	8	54	6		8			9	8	62	1		80	
2	AITTOLA Veli-Matti	3	4	49	2	7	87						2	7	87	7		52	
3	KIVINEN Jorma	2	3	21		2	29							2	29	2		15	
4	MIINALA Erkki		3	16	4	5	20						4	5	20	1		13	
7	ALENIUS Toni		2	5			6								6	1		4	
8	POSIO Petri	3	4	71	4	8	106						4	8	106	6		65	
TEAM														1					
TOTALS FOR					13	30	302	6		8			19	30	310	19		229	
TOTALS AGAINST					22	35	297	16	1	19			38	36	316	8		249	

Legend:									
Bk	Blocks	Ch	Change Made	F	Fouls	G	Goals	Min	Minutes Played
MP	Matches Played	No	Shirt Number	OG	Own Goals	PM	Penalties Made	T	Throws



CUMULATIVE STATISTICS

累积技术统计

FIN - FINLAND

After 5 Games

No.	Name	Ch	MP	Min	Throws			Penalties			Free			Totals			PM	OG	BK
					G	F	T	G	F	T	G	F	T	G	F	T			
1	MATTILA Jarno	1	5	92	3	12	66	9		12			12	12	78	1		102	
2	AITTOLA Veli-Matti	3	5	69	2	11	120						2	11	120	7		72	
3	KIVINEN Jorma	2	3	21		2	29							2	29	2		15	
4	MIINALA Erkki		3	16	4	5	20						4	5	20	1		13	
7	ALENIUS Toni		2	5			6								6	1		4	
8	POSIO Petri	3	5	91	8	12	143						8	12	143	6		87	
TEAM														2					
TOTALS FOR					17	42	384	9		12			26	42	396	20		293	
TOTALS AGAINST					24	48	377	17	1	20			41	49	397	12		316	

Legend:									
Bk	Blocks	Ch	Change Made	F	Fouls	G	Goals	Min	Minutes Played
MP	Matches Played	No	Shirt Number	OG	Own Goals	PM	Penalties Made	T	Throws



CUMULATIVE STATISTICS


累积技术统计

FIN - FINLAND

After 6 Games

No.	Name	Ch	MP	Min	Throws			Penalties			Free			Totals			PM	OG	BK
					G	F	T	G	F	T	G	F	T	G	F	T			
1	MATTILA Jarno	1	6	112	5	13	81	10	1	14				15	14	95	2	133	
2	AITTOLA Veli-Matti	4	6	86	3	14	147							3	14	147	7	90	
3	KIVINEN Jorma	2	4	24		2	32								2	32	2	20	
4	MIINALA Erkki		3	16	4	5	20							4	5	20	1	13	
7	ALENIUS Toni		2	5			6									6	1	4	
8	POSIO Petri	3	6	111	10	17	178							10	17	178	7	106	
TEAM														2					
TOTALS FOR					22	51	464	10	1	14				32	52	478	22	366	
TOTALS AGAINST					31	54	461	17	1	22				48	55	483	14	382	

Legend:									
Bk	Blocks	Ch	Change Made	F	Fouls	G	Goals	Min	Minutes Played
MP	Matches Played	No	Shirt Number	OG	Own Goals	PM	Penalties Made	T	Throws



CUMULATIVE STATISTICS

累积技术统计

FIN - FINLAND

After 7 Games

No.	Name	Ch	MP	Min	Throws			Penalties			Free			Totals			PM	OG	BK	
					G	F	T	G	F	T	G	F	T	G	F	T				
1	MATTILA Jarno	1	7	132	5	16	99	12	1	17				17	17	116	2	163		
2	AITTOLA Veli-Matti	5	7	88	3	16	152							3	16	152	7	93		
3	KIVINEN Jorma	3	5	41		6	59								6	59	2	34		
4	MIINALA Erkki		4	17	4	5	22							4	5	22	1	13		
7	ALENIUS Toni		2	5			6									6	1	4		
8	POSIO Petri	4	7	131	13	18	210							13	18	210	7	125		
TEAM																		2		
TOTALS FOR							25	61	548	12	1	17				37	62	565	22	432
TOTALS AGAINST							37	66	545	17	1	22				54	67	567	17	454

Legend:									
Bk	Blocks	Ch	Change Made	F	Fouls	G	Goals	Min	Minutes Played
MP	Matches Played	No	Shirt Number	OG	Own Goals	PM	Penalties Made	T	Throws



CUMULATIVE STATISTICS

累积技术统计

FIN - FINLAND

After 8 Games

No.	Name	Ch	MP	Min	Throws			Penalties			Free			Totals			PM	OG	BK
					G	F	T	G	F	T	G	F	T	G	F	T			
1	MATTILA Jarno	1	7	132	5	16	99	12	1	17				17	17	116	2	163	
2	AITTOLA Veli-Matti	5	8	97	4	20	170							4	20	170	7	103	
3	KIVINEN Jorma	3	5	41		6	59								6	59	2	34	
4	MIINALA Erkki		5	37	5	6	35							5	6	35	1	38	
7	ALENIUS Toni	1	3	16		7	21								7	21	3	12	
8	POSIO Petri	4	8	151	15	20	240	2	1	3				17	21	243	8	145	
TEAM																	2		
TOTALS FOR					29	75	624	14	2	20				43	77	644	25	495	
TOTALS AGAINST					40	75	620	19	2	25				59	77	645	20	512	

Legend:									
Bk	Blocks	Ch	Change Made	F	Fouls	G	Goals	Min	Minutes Played
MP	Matches Played	No	Shirt Number	OG	Own Goals	PM	Penalties Made	T	Throws



CUMULATIVE STATISTICS

累积技术统计

CHN - CHINA

After 1 Game

No.	Name	Ch	MP	Min	Throws			Penalties			Free			Totals			PM	OG	BK
					G	F	T	G	F	T	G	F	T	G	F	T			
1	YAO Yongquan		1	20	2	3	22	2	1	3				4	4	25	1	10	
2	CAI Changgui		1	20	2	1	13			1				2	1	14	1	34	
3	BAO Daolei																		
4	CHEN Liangliang	1	1	18	4	8	37	1		1				5	8	38	2	17	
5	YANG Chunhong		1	2	2		2							2		2		1	
6	DU Jinran																		
TEAM																			
TOTALS FOR					10	12	74	3	1	5				13	13	79	4	62	
TOTALS AGAINST					2	9	70	1		3				3	9	73	4	49	

Legend:									
Bk	Blocks	Ch	Change Made	F	Fouls	G	Goals	Min	Minutes Played
MP	Matches Played	No	Shirt Number	OG	Own Goals	PM	Penalties Made	T	Throws



CUMULATIVE STATISTICS

累积技术统计

CHN - CHINA

After 2 Games

No.	Name	Ch	MP	Min	Throws			Penalties			Free			Totals			PM	OG	BK
					G	F	T	G	F	T	G	F	T	G	F	T			
1	YAO Yongquan		2	40	7	3	47	2	1	5				9	4	52	2	26	
2	CAI Changgui		2	40	4	1	20			1				4	1	21	1	52	
3	BAO Daolei																		
4	CHEN Liangliang	1	2	38	9	8	65	2		3				11	8	68	5	29	
5	YANG Chunhong		1	2	2		2							2		2		1	
6	DU Jinran																		
TEAM																			
TOTALS FOR					22	12	134	4	1	9				26	13	143	8	108	
TOTALS AGAINST					7	11	140	4		7				11	11	147	8	88	

Legend:									
Bk	Blocks	Ch	Change Made	F	Fouls	G	Goals	Min	Minutes Played
MP	Matches Played	No	Shirt Number	OG	Own Goals	PM	Penalties Made	T	Throws



CUMULATIVE STATISTICS

累积技术统计

CHN - CHINA

After 3 Games

No.	Name	Ch	MP	Min	Throws			Penalties			Free			Totals			PM	OG	BK
					G	F	T	G	F	T	G	F	T	G	F	T			
1	YAO Yongquan	1	3	56	9	5	67	2	1	5				11	6	72	2	34	
2	CAI Changgui		3	60	6	4	36	2		3				8	4	39	1	87	
3	BAO Daolei																		
4	CHEN Liangliang	2	3	53	11	9	87	2		3				13	9	90	5	50	
5	YANG Chunhong		2	7	4		11							4		11	1	3	
6	DU Jinran		1	4	1	1	6							1	1	6	1	3	
TEAM																			
TOTALS FOR					31	19	207	6	1	11				37	20	218	10	177	
TOTALS AGAINST					9	14	213	4	1	9				13	15	222	10	146	

Legend:									
Bk	Blocks	Ch	Change Made	F	Fouls	G	Goals	Min	Minutes Played
MP	Matches Played	No	Shirt Number	OG	Own Goals	PM	Penalties Made	T	Throws



CUMULATIVE STATISTICS

累积技术统计

CHN - CHINA

After 4 Games

No.	Name	Ch	MP	Min	Throws			Penalties			Free			Totals			PM	OG	BK
					G	F	T	G	F	T	G	F	T	G	F	T			
1	YAO Yongquan	2	4	66	12	6	81	4	1	8				16	7	89	4	43	
2	CAI Changgui	1	4	70	7	6	44	2		3				9	6	47	1	99	
3	BAO Daolei		1	4	1	1	5	1		1				2	1	6	1	6	
4	CHEN Liangliang	2	3	53	11	9	87	2		3				13	9	90	5	50	
5	YANG Chunhong		3	21	8		33			1				8		34	2	21	
6	DU Jinran		2	8	1	1	9	1		2				2	1	11	1	3	
TEAM																			
TOTALS FOR					40	23	259	10	1	18				50	24	277	14	222	
TOTALS AGAINST					11	21	264	6	1	13				17	22	277	17	188	

Legend:									
Bk	Blocks	Ch	Change Made	F	Fouls	G	Goals	Min	Minutes Played
MP	Matches Played	No	Shirt Number	OG	Own Goals	PM	Penalties Made	T	Throws



CUMULATIVE STATISTICS

累积技术统计

CHN - CHINA

After 5 Games

No.	Name	Ch	MP	Min	Throws			Penalties			Free			Totals			PM	OG	BK
					G	F	T	G	F	T	G	F	T	G	F	T			
1	YAO Yongquan	3	5	76	13	7	93	5	2	10				18	9	103	6	52	
2	CAI Changgui	2	5	84	8	6	58	4		6				12	6	64	1	113	
3	BAO Daolei		2	14	1	3	12	1		2				2	3	14	3	25	
4	CHEN Liangliang	2	3	53	11	9	87	2		3				13	9	90	5	50	
5	YANG Chunhong	1	4	33	8		56			1				8		57	4	33	
6	DU Jinran		3	22	2	4	32	1		3				3	4	35	3	19	
TEAM																			
TOTALS FOR					43	29	338	13	2	25				56	31	363	22	292	
TOTALS AGAINST					15	29	345	10	2	19				25	31	364	24	1 261	

Legend:									
Bk	Blocks	Ch	Change Made	F	Fouls	G	Goals	Min	Minutes Played
MP	Matches Played	No	Shirt Number	OG	Own Goals	PM	Penalties Made	T	Throws



CUMULATIVE STATISTICS


累积技术统计

CHN - CHINA

After 6 Games

No.	Name	Ch	MP	Min	Throws			Penalties			Free			Totals			PM	OG	BK
					G	F	T	G	F	T	G	F	T	G	F	T			
1	YAO Yongquan	3	6	96	14	8	119	5	2	11				19	10	130	6	67	
2	CAI Changgui	2	6	104	9	7	75	4		7				13	7	82	1	138	
3	BAO Daolei		2	14	1	3	12	1		2				2	3	14	3	25	
4	CHEN Liangliang	2	4	73	16	13	128	2		3				18	13	131	6	76	
5	YANG Chunhong	1	4	33	8		56			1				8		57	4	33	
6	DU Jinran		3	22	2	4	32	1		3				3	4	35	3	19	
TEAM																	1		
TOTALS FOR					50	35	422	13	2	27				63	37	449	24	358	
TOTALS AGAINST					20	38	425	11	3	21				31	41	446	26	1 334	

Legend:									
Bk	Blocks	Ch	Change Made	F	Fouls	G	Goals	Min	Minutes Played
MP	Matches Played	No	Shirt Number	OG	Own Goals	PM	Penalties Made	T	Throws



CUMULATIVE STATISTICS

累积技术统计

CHN - CHINA

After 7 Games

No.	Name	Ch	MP	Min	Throws			Penalties			Free			Totals			PM	OG	BK
					G	F	T	G	F	T	G	F	T	G	F	T			
1	YAO Yongquan	3	7	116	16	10	144	5	2	12				21	12	156	6	78	
2	CAI Changgui	2	7	124	11	7	91	4		7				15	7	98	1	169	
3	BAO Daolei		2	14	1	3	12	1		2				2	3	14	3	25	
4	CHEN Liangliang	2	5	93	16	16	164	2		3				18	16	167	6	101	
5	YANG Chunhong	1	4	33	8		56			1				8		57	4	33	
6	DU Jinran		3	22	2	4	32	1		3				3	4	35	3	19	
TEAM																	1		
TOTALS FOR					54	40	499	13	2	28				67	42	527	24	425	
TOTALS AGAINST					20	47	502	11	3	21				31	50	523	27	1 402	

Legend:									
Bk	Blocks	Ch	Change Made	F	Fouls	G	Goals	Min	Minutes Played
MP	Matches Played	No	Shirt Number	OG	Own Goals	PM	Penalties Made	T	Throws



CUMULATIVE STATISTICS

累积技术统计

CHN - CHINA

After 8 Games

No.	Name	Ch	MP	Min	Throws			Penalties			Free			Totals			PM	OG	BK
					G	F	T	G	F	T	G	F	T	G	F	T			
1	YAO Yongquan	3	8	136	17	14	176	7	2	14				24	16	190	8	100	
2	CAI Changgui	2	8	144	11	8	101	4		8				15	8	109	2	203	
3	BAO Daolei		2	14	1	3	12	1		2				2	3	14	3	25	
4	CHEN Liangliang	2	6	113	22	16	196	2		3				24	16	199	12	113	
5	YANG Chunhong	1	4	33	8		56			1				8		57	4	33	
6	DU Jinran		3	22	2	4	32	1		3				3	4	35	3	19	
TEAM																	1		
TOTALS FOR					61	45	573	15	2	31				76	47	604	33	493	
TOTALS AGAINST					21	53	576	18	4	30				39	57	606	30	1 465	

Legend:									
Bk	Blocks	Ch	Change Made	F	Fouls	G	Goals	Min	Minutes Played
MP	Matches Played	No	Shirt Number	OG	Own Goals	PM	Penalties Made	T	Throws



CUMULATIVE STATISTICS

累积技术统计

BRA - BRAZIL

After 1 Game

No.	Name	Ch	MP	Min	Throws			Penalties			Free			Totals			PM	OG	BK
					G	F	T	G	F	T	G	F	T	G	F	T			
1	MARQUES Romario		1	20	2		29			1			2		30			14	
2	SILVA FILHO Luiz		1	20	2		28	1		2			3		30	5		12	
3	HOMEM Paulo																		
5	COSTA Thiago																		
6	FREIRE Legy																		
7	CELENTE Aleksander		1	20	1		12			1			1		13			24	
TEAM																			
TOTALS FOR							5		69	1		4			6		73	5	50
TOTALS AGAINST							7		69	1		5			8		74	4	56

Legend:									
Bk	Blocks	Ch	Change Made	F	Fouls	G	Goals	Min	Minutes Played
MP	Matches Played	No	Shirt Number	OG	Own Goals	PM	Penalties Made	T	Throws



CUMULATIVE STATISTICS

累积技术统计

BRA - BRAZIL

After 2 Games

No.	Name	Ch	MP	Min	Throws			Penalties			Free			Totals			PM	OG	BK	
					G	F	T	G	F	T	G	F	T	G	F	T				
1	MARQUES Romario		2	40	6	5	61			1						6	5	62	2	34
2	SILVA FILHO Luiz	1	2	38	2	4	54	1		2						3	4	56	7	30
3	HOMEM Paulo																			
5	COSTA Thiago		1	2			1											1		
6	FREIRE Legy																			
7	CELENTE Aleksander		2	40	1		27	1		2						2		29	1	47
TEAM																				
TOTALS FOR								9	9	143	2		5			11	9	148	10	111
TOTALS AGAINST								12	10	144	4		10			16	10	154	5	116

Legend:									
Bk	Blocks	Ch	Change Made	F	Fouls	G	Goals	Min	Minutes Played
MP	Matches Played	No	Shirt Number	OG	Own Goals	PM	Penalties Made	T	Throws



CUMULATIVE STATISTICS

累积技术统计

BRA - BRAZIL

After 3 Games

No.	Name	Ch	MP	Min	Throws			Penalties			Free			Totals			PM	OG	BK
					G	F	T	G	F	T	G	F	T	G	F	T			
1	MARQUES Romario		3	60	7	7	91	1		2				8	7	93	2		61
2	SILVA FILHO Luiz	1	3	58	2	5	81	3		4				5	5	85	10		51
3	HOMEM Paulo																		
5	COSTA Thiago		1	2			1									1			
6	FREIRE Legy																		
7	CELENTE Aleksander		3	60	1	3	47	1		2				2	3	49	1		64
TEAM																			
TOTALS FOR							10	15	220	5		8		15	15	228	13		176
TOTALS AGAINST							17	18	220	5		13		22	18	233	8		186

Legend:									
Bk	Blocks	Ch	Change Made	F	Fouls	G	Goals	Min	Minutes Played
MP	Matches Played	No	Shirt Number	OG	Own Goals	PM	Penalties Made	T	Throws



CUMULATIVE STATISTICS

累积技术统计

BRA - BRAZIL

After 4 Games

No.	Name	Ch	MP	Min	Throws			Penalties			Free			Totals			PM	OG	BK
					G	F	T	G	F	T	G	F	T	G	F	T			
1	MARQUES Romario		4	74	7	11	112	1		3			8	11	115	4	1	70	
2	SILVA FILHO Luiz	2	4	70	2	8	95	4		6			6	8	101	15		69	
3	HOMEM Paulo																		
5	COSTA Thiago		2	4			3								3			1	
6	FREIRE Legy																		
7	CELENTE Aleksander		4	74	3	3	61	2		3			5	3	64	1		78	
TEAM																			
TOTALS FOR					12	22	271	7		12			19	22	283	20	1	218	
TOTALS AGAINST					26	22	272	9		20			35	22	292	12		231	

Legend:									
Bk	Blocks	Ch	Change Made	F	Fouls	G	Goals	Min	Minutes Played
MP	Matches Played	No	Shirt Number	OG	Own Goals	PM	Penalties Made	T	Throws



CUMULATIVE STATISTICS

累积技术统计

BRA - BRAZIL

After 5 Games

No.	Name	Ch	MP	Min	Throws			Penalties			Free			Totals			PM	OG	BK
					G	F	T	G	F	T	G	F	T	G	F	T			
1	MARQUES Romario		5	94	9	14	139	1		3			10	14	142	5	1	90	
2	SILVA FILHO Luiz	2	5	90	2	9	118	5		7			7	9	125	15		85	
3	HOMEM Paulo																		
5	COSTA Thiago		2	4			3								3			1	
6	FREIRE Legy																		
7	CELENTE Aleksander		5	94	5	5	84	3	1	5			8	6	89	1		108	
TEAM																			
TOTALS FOR					16	28	344	9	1	15			25	29	359	21	1	284	
TOTALS AGAINST					28	28	345	10		21			38	28	366	15		294	

Legend:									
Bk	Blocks	Ch	Change Made	F	Fouls	G	Goals	Min	Minutes Played
MP	Matches Played	No	Shirt Number	OG	Own Goals	PM	Penalties Made	T	Throws



CUMULATIVE STATISTICS

累积技术统计

BRA - BRAZIL

After 6 Games

No.	Name	Ch	MP	Min	Throws			Penalties			Free			Totals			PM	OG	BK
					G	F	T	G	F	T	G	F	T	G	F	T			
1	MARQUES Romario	1	6	113	11	14	165	1		4				12	14	169	6	1	110
2	SILVA FILHO Luiz	2	6	110	5	12	143	6	1	10				11	13	153	15		103
3	HOMEM Paulo																		
5	COSTA Thiago		2	4			3									3			1
6	FREIRE Legy		1	1			1									1			
7	CELENTE Aleksander	6	114		6	9	104	3	1	6				9	10	110	1		131
TEAM																			
TOTALS FOR					22	35	416	10	2	20				32	37	436	22	1	345
TOTALS AGAINST					30	37	417	11		22				41	37	439	20		355

Legend:

Bk	Blocks	Ch	Change Made	F	Fouls	G	Goals	Min	Minutes Played
MP	Matches Played	No	Shirt Number	OG	Own Goals	PM	Penalties Made	T	Throws



CUMULATIVE STATISTICS

累积技术统计

BEL - BELGIUM

After 1 Game

No.	Name	Ch	MP	Min	Throws			Penalties			Free			Totals			PM	OG	BK
					G	F	T	G	F	T	G	F	T	G	F	T			
1	van EENOOGHE Danny																		
2	de RICK Johan		1	20	1		27	1		2			2		29	2		19	
3	VANHOVE Bruno																		
4	BIHI Youssef		1	20	3		40						3		40			19	
5	van HOUT Peter																		
6	BUISSERET Vincent		1	20			7								7			16	
TEAM																		1	
TOTALS FOR							4		74	1		2		5		76	3		54
TOTALS AGAINST							6	1	68	3		3		9	1	71	3		60

Legend:									
Bk	Blocks	Ch	Change Made	F	Fouls	G	Goals	Min	Minutes Played
MP	Matches Played	No	Shirt Number	OG	Own Goals	PM	Penalties Made	T	Throws



CUMULATIVE STATISTICS

累积技术统计

BEL - BELGIUM

After 2 Games

No.	Name	Ch	MP	Min	Throws			Penalties			Free			Totals			PM	OG	BK
					G	F	T	G	F	T	G	F	T	G	F	T			
1	van EENOOGHE Danny																		
2	de RICK Johan		2	40	2	6	58	3		5				5	6	63	2	30	
3	VANHOVE Bruno																		
4	BIHI Youssef		2	40	10	8	77	1	1	2				11	9	79	1	33	
5	van HOUT Peter																		
6	BUISSERET Vincent		2	40	1	1	13							1	1	13		50	
TEAM																	1		
TOTALS FOR					13	15	148	4	1	7				17	16	155	4	113	
TOTALS AGAINST					11	13	145	4		4				15	13	149	8	111	

Legend:									
Bk	Blocks	Ch	Change Made	F	Fouls	G	Goals	Min	Minutes Played
MP	Matches Played	No	Shirt Number	OG	Own Goals	PM	Penalties Made	T	Throws



CUMULATIVE STATISTICS

累积技术统计

BEL - BELGIUM

After 3 Games

No.	Name	Ch	MP	Min	Throws			Penalties			Free			Totals			PM	OG	BK
					G	F	T	G	F	T	G	F	T	G	F	T			
1	van EENOOGHE Danny																		
2	de RICK Johan	1	3	56	4	7	83	3		5			7	7	88	4		49	
3	VANHOVE Bruno		1	4		1	6							1	6			4	
4	BIHI Youssef		3	60	12	11	110	1	1	2			13	12	112	3		45	
5	van HOUT Peter																		
6	BUISSERET Vincent		3	60	2	3	25						2	3	25			75	
TEAM																	1		
TOTALS FOR					18	22	224	4	1	7			22	23	231	8		173	
TOTALS AGAINST					14	22	217	7	1	8			21	23	225	8		175	

Legend:									
Bk	Blocks	Ch	Change Made	F	Fouls	G	Goals	Min	Minutes Played
MP	Matches Played	No	Shirt Number	OG	Own Goals	PM	Penalties Made	T	Throws



CUMULATIVE STATISTICS


累积技术统计

BEL - BELGIUM

After 4 Games

No.	Name	Ch	MP	Min	Throws			Penalties			Free			Totals			PM	OG	BK
					G	F	T	G	F	T	G	F	T	G	F	T			
1	van EENOOGHE Danny	1	1	5		3	9							3	9			7	
2	de RICK Johan	1	4	76	4	9	100	6		8				10	9	108	6	79	
3	VANHOVE Bruno		2	7		1	12							1	12			7	
4	BIHI Youssef		4	75	14	17	136	1	2	3				15	19	139	3	55	
5	van HOUT Peter																		
6	BUISSERET Vincent	1	4	77	2	4	47							2	4	47		92	
TEAM															2				
TOTALS FOR					20	34	304	7	2	11				27	36	315	11	240	
TOTALS AGAINST					19	28	296	10	1	11				29	29	307	12	240	

Legend:									
Bk	Blocks	Ch	Change Made	F	Fouls	G	Goals	Min	Minutes Played
MP	Matches Played	No	Shirt Number	OG	Own Goals	PM	Penalties Made	T	Throws



CUMULATIVE STATISTICS


累积技术统计

BEL - BELGIUM

After 5 Games

No.	Name	Ch	MP	Min	Throws			Penalties			Free			Totals			PM	OG	BK
					G	F	T	G	F	T	G	F	T	G	F	T			
1	van EENOOGHE Danny	1	1	5		3	9							3	9			7	
2	de RICK Johan	2	5	81	4	9	108	6		8				10	9	116	6	83	
3	VANHOVE Bruno		3	22		2	30							2	30		1	18	
4	BIHI Youssef		5	95	18	23	170	2	2	4				20	25	174	7	75	
5	van HOUT Peter																		
6	BUISSERET Vincent	1	5	97	3	7	62							3	7	62	1	115	
TEAM																	2		
TOTALS FOR					25	44	379	8	2	12				33	46	391	17	298	
TOTALS AGAINST					26	37	370	16	1	17				42	38	387	13	300	

Legend:									
Bk	Blocks	Ch	Change Made	F	Fouls	G	Goals	Min	Minutes Played
MP	Matches Played	No	Shirt Number	OG	Own Goals	PM	Penalties Made	T	Throws



CUMULATIVE STATISTICS


累积技术统计

BEL - BELGIUM

After 6 Games

No.	Name	Ch	MP	Min	Throws			Penalties			Free			Totals			PM	OG	BK
					G	F	T	G	F	T	G	F	T	G	F	T			
1	van EENOOGHE Danny	2	2	12	1	5	21							1	5	21			12
2	de RICK Johan	3	6	86	4	9	118	6		8				10	9	126	6		90
3	VANHOVE Bruno		4	37		5	51			1					5	52	1		33
4	BIHI Youssef	1	6	108	19	26	193	2	3	5				21	29	198	7		82
5	van HOUT Peter																		
6	BUISSERET Vincent	1	6	117	3	9	75							3	9	75	2		141
TEAM																	2		
TOTALS FOR					27	54	458	8	3	14				35	57	472	18		358
TOTALS AGAINST					32	46	446	17	1	18				49	47	464	15		368

Legend:									
Bk	Blocks	Ch	Change Made	F	Fouls	G	Goals	Min	Minutes Played
MP	Matches Played	No	Shirt Number	OG	Own Goals	PM	Penalties Made	T	Throws



START LIST

首发名单

Referee: WAREHAM Allan (CAN)

Referee: SPENCER Clive (GBR)

LTU - LITHUANIA

Shirt No.	Name	Sport Class	Date of Birth	Competition Statistics		
				MP	Min	G
5	LEONAVICIUS Saulius	B3	26 MAR 1973	7	116	1
7	PAVLIUKIANEC Genrik	B2	17 JUN 1976	7	101	26
8	ZIBOLIS Marius	B1	14 OCT 1974	7	93	31
1	MONTVYDAS Nerijus	B1	21 JAN 1985	6	45	9
3	JUCHNA Arvydas	B1	29 APR 1984	4	17	3
4	SIMKUS Zydrunas	B2	14 OCT 1973	1	3	

Shirts: GREEN
Shorts: BLACK
Socks: BLACK

LTU Played

BEL 9-5
FIN 15-5
ESP 10-0
DEN 10-1
SLO 6-7
CAN 10-0
SWE 10-3

Coach: LEVICKIS K.

Assistant Coach: SIMKUS R.

CHN - CHINA

Shirt No.	Name	Sport Class	Date of Birth	Competition Statistics		
				MP	Min	G
1	YAO Yongquan	B2	15 JAN 1987	7	116	21
2	CAI Changgui	B1	15 APR 1983	7	124	15
4	CHEN Liangliang	B1	28 SEP 1984	5	93	18
3	BAO Daolei	B2	17 MAR 1988	2	14	2
5	YANG Chunhong	B2	24 AUG 1987	4	33	8
6	DU Jinran	B3	12 MAY 1986	3	22	3

Shirts: RED
Shorts: RED
Socks: WHITE

CHN Played

USA 13-3
SWE 13-8
CAN 11-2
BRA 14-4
IRI 6-8
FIN 7-6
USA 4-0

Coach: ZHANG Y.

Assistant Coach: XIA X.

MP	Matches Played	Min	Minutes Played	G	Goals Scored	PSC	Penalty Shoot	a.e.t.	After Extra Time
----	----------------	-----	----------------	---	--------------	-----	---------------	--------	------------------



MATCH STATISTICS

比赛技术统计

LTU - CHN

8 - 9

Match No: 76

Start Time: 20:00


Referee: WAREHAM Allan (CAN)

Referee: SPENCER Clive (GBR)

LTU - LITHUANIA				Throws			Penalties			Free			Totals					
No.	Name	Ch	Min	G	F	T	G	F	T	G	F	T	G	F	T	PM	OG	BK
1	MONTVYDAS Nerijus		4			7									7			2
3	JUCHNA Arvydas																	
4	SIMKUS Zydrunas																	
5	LEONAVICIUS Saulius		20															28
7	PAVLIUKIANEC Genrik		20	1	4	39	2	1	3				3	5	42	1		22
8	ZIBOLIS Marius	1	16		2	28	5		6				5	2	34	1		11
TEAM																		1
TEAM TOTALS				1	6	74	7	1	9				8	7	83	3		63

CHN - CHINA				Throws			Penalties			Free			Totals					
No.	Name	Ch	Min	G	F	T	G	F	T	G	F	T	G	F	T	PM	OG	BK
1	YAO Yongquan		20	1	4	32	2		2				3	4	34	2		22
2	CAI Changgui		20		1	10			1					1	11	1		34
3	BAO Daolei																	
4	CHEN Liangliang		20	6		32							6		32	6		12
5	YANG Chunhong																	
6	DU Jinran																	
TEAM																		
TEAM TOTALS				7	5	74	2		3				9	5	77	9		68

Legend:																		
Bk	Blocks	Ch	Change Made	F	Fouls	G	Goals	Min	Minutes Played									
No	Shirt Number	OG	Own Goals	PM	Penalties Made	T	Throws											



START LIST

首发名单

Referee: DAGENAIS Claude (CAN)

Referee: SORKKILA Eeva (FIN)

SWE - SWEDEN

Shirt No.	Name	Sport Class	Date of Birth	Competition Statistics		
				MP	Min	G
1	SEREMETI Fatmir	B2	10 APR 1983	6	90	4
2	KUUS Oskar	B3	04 OCT 1983	4	69	
5	BJORKSTRAND Jimmy	B3	04 MAY 1979	7	140	17
3	GAHNE Stefan	B3	15 JAN 1982	1	3	
4	HULTQVIST Niklas	B3	27 DEC 1982	6	107	26
7	AKERBERG Mikael	B3	01 JUL 1982	2	11	

Shirts: YELLOW/BLUE
Shorts: BLACK
Socks: YELLOW

SWE Played

BRA 8-6
CHN 8-13
IRI 10-5
CAN 6-5
USA 9-1
DEN 4-2
LTU 3-10

Coach: BERGKVIST H.

Assistant Coach: HAMMARSTROM J.

USA - UNITED STATES OF AMERICA

Shirt No.	Name	Sport Class	Date of Birth	Competition Statistics		
				MP	Min	G
2	MERREN Tyler	B2	29 MAY 1984	7	125	11
3	MUNRO Edward	B3	12 APR 1975	6	71	2
8	DODDS Chris	B2	22 SEP 1983	7	130	1
4	WALKER Daryl	B3	29 DEC 1981	1	10	
6	MICKENS Donte'	B3	19 OCT 1980	6	74	5
7	DENUYL Steve	B2	30 SEP 1986	1	10	1

Shirts: WHITE/RED/BLUE
Shorts: BLUE
Socks: WHITE


USA Played

CHN 3-13
CAN 2-8
BRA 6-4
IRI 4-3
SWE 1-9
SLO 4-2
CHN 0-4

Coach: PARRIGIN T.

Assistant Coach: LEGE M.

Legend:	MP	Matches Played	Min	Minutes Played	G	Goals Scored	PSC	Penalty Shoot	a.e.t.	After Extra Time
---------	----	----------------	-----	----------------	---	--------------	-----	---------------	--------	------------------



MATCH STATISTICS

比赛技术统计

SWE - USA
5 - 2

Match No: 74

Start Time: 18:00


Referee: DAGENAIS Claude (CAN)

Referee: SORKKILA Eeva (FIN)

SWE - SWEDEN				Throws			Penalties			Free			Totals					
No.	Name	Ch	Min	G	F	T	G	F	T	G	F	T	G	F	T	PM	OG	BK
1	SEREMETI Fatmir		20	2	6	37							2	6	37	1		16
2	KUUS Oskar		20			6									6			33
3	GAHNE Stefan																	
4	HULTQVIST Niklas																	
5	BJORKSTRAND Jimmy		20	2	1	32	1	1	3				3	2	35	1		19
7	AKERBERG Mikael																	
TEAM																		
TEAM TOTALS				4	7	75	1	1	3				5	8	78	2		68

USA - UNITED STATES OF AMERICA				Throws			Penalties			Free			Totals					
No.	Name	Ch	Min	G	F	T	G	F	T	G	F	T	G	F	T	PM	OG	BK
2	MERREN Tyler		20	1	4	33							1	4	33	3		17
3	MUNRO Edward	1	12		1	17	1		1				1	1	18			15
4	WALKER Daryl																	
6	MICKENS Donte'		8		1	16			1					1	17			9
7	DENUYL Steve																	
8	DODDS Chris		20		2	11								2	11			24
TEAM																		
TEAM TOTALS				1	8	77	1		2				2	8	79	3		65

Legend:									
Bk	Blocks	Ch	Change Made	F	Fouls	G	Goals	Min	Minutes Played
No	Shirt Number	OG	Own Goals	PM	Penalties Made	T	Throws		



START LIST

首发名单

Referee: PARISI Dan (USA)

Referee: BENKO Balint (HUN)

DEN - DENMARK

Shirt No.	Name	Sport Class	Date of Birth	Competition Statistics		
				MP	Min	G
2	BAULUND Mads	B3	05 MAR 1990			
5	ELKJAER Jonas	B3	17 AUG 1980	2	9	1
6	WEICHEL Peter	B3	23 DEC 1982	7	140	20
1	PEDERSEN Martin	B1	08 MAR 1975	7	140	6
3	NIELSEN Ricky	B3	18 SEP 1980	7	131	10
4	HANSEN Kenneth	B2	15 JUL 1979			

Shirts: WHITE
Shorts: BLACK
Socks: BLACK

DEN Played

ESP 2-2
SLO 2-4
FIN 11-4
LTU 1-10
BEL 13-6
SWE 2-4
SLO 6-4

Coach: LEHRMANN BRUUN G.

Assistant Coach: BUNDGAARD IVERSEN.

CAN - CANADA

Shirt No.	Name	Sport Class	Date of Birth	Competition Statistics		
				MP	Min	G
5	HACHE Bruno	B3	13 JUL 1977	5	39	3
7	CARON Mario	B2	10 AUG 1962	7	124	27
8	CHRISTY Jeff	B2	16 MAY 1970	7	134	
3	GAULIN Brendan	B2	13 JUL 1989			
4	KOZAK Dean	B2	04 APR 1972	3	10	
9	CHRISTY Rob	B3	10 JUN 1972	6	95	3

Shirts: RED BLACK WHITE
Shorts: BLACK
Socks: RED

CAN Played

IRI 9-5
USA 8-2
CHN 2-11
SWE 5-6
BRA 3-6
LTU 0-10
FIN 6-5

Coach: SNOW D.

Assistant Coach: HUZULAK M.

MP	Matches Played	Min	Minutes Played	G	Goals Scored	PSC	Penalty Shoot	a.e.t.	After Extra Time
----	----------------	-----	----------------	---	--------------	-----	---------------	--------	------------------



MATCH STATISTICS

比赛技术统计

DEN - CAN

5 - 8

Start Time: 12:30

Match No: 72


Referee: PARISI Dan (USA)

Referee: BENKO Balint (HUN)

DEN - DENMARK				Throws			Penalties			Free			Totals					
No.	Name	Ch	Min	G	F	T	G	F	T	G	F	T	G	F	T	PM	OG	BK
1	PEDERSEN Martin		7			7									7			16
2	BAULUND Mads	1	13			1									1			22
3	NIELSEN Ricky		7			7									7			4
4	HANSEN Kenneth	1	3		2	7								2	7			2
5	ELKJAER Jonas	1	10		5	18								5	18	1		8
6	WEICHEL Peter		20	5	1	31		1	1				5	2	32	3		13
TEAM																		
TEAM TOTALS				5	8	71		1	1				5	9	72	4		65

CAN - CANADA				Throws			Penalties			Free			Totals					
No.	Name	Ch	Min	G	F	T	G	F	T	G	F	T	G	F	T	PM	OG	BK
3	GAULIN Brendan																	
4	KOZAK Dean		6			10									10			3
5	HACHE Bruno	1	11	2		19			1				2		20			9
7	CARON Mario	1	14	2		25	2		2				4		27	1		5
8	CHRISTY Jeff		20		1	2								1	2			35
9	CHRISTY Rob		9	2	1	16							2	1	16			7
TEAM																		
TEAM TOTALS				6	2	72	2		3				8	2	75	1		59

Legend:									
Bk	Blocks	Ch	Change Made	F	Fouls	G	Goals	Min	Minutes Played
No	Shirt Number	OG	Own Goals	PM	Penalties Made	T	Throws		



START LIST

首发名单

Referee: LOUND Keith (GBR)

Referee: BONKE Lena (DEN)

SLO - SLOVENIA

Shirt No.	Name	Sport Class	Date of Birth	Competition Statistics		
				MP	Min	G
1	LEDINEK Matej	B2	12 FEB 1983	5	41	10
5	DOLANC Gorazd	B3	15 JAN 1982	4	59	
8	PIRC Dejan	B2	26 SEP 1984	7	127	15
3	VINKLER Ivan	B2	26 SEP 1969	6	112	16
6	PODOBNIKAR Simon	B2	26 AUG 1983			
9	VOGRINCIC Bostjan	B2	02 JAN 1975	5	81	

Shirts: BLUE
Shorts: DARK BLUE
Socks:

SLO Played

FIN 7-2
DEN 4-2
BEL 6-5
ESP 11-9
LTU 7-6
USA 2-4
DEN 4-6

Coach: MARTON T.

Assistant Coach: KASTNA T.

FIN - FINLAND

Shirt No.	Name	Sport Class	Date of Birth	Competition Statistics		
				MP	Min	G
4	MIINALA Erkki	B2	19 AUG 1986	4	17	4
7	ALENIUS Toni	B2	28 AUG 1986	2	5	
8	POSIO Petri	B2	17 MAY 1983	7	131	13
1	MATTILA Jarno	B2	01 JAN 1985	7	132	17
2	AITTOLA Veli-Matti	B2	02 NOV 1973	7	88	3
3	KIVINEN Jorma	B1	29 NOV 1970	5	41	

Shirts: BLUE/WHITE
Shorts: DARK BLUE
Socks: BLACK


FIN Played

SLO 2-7
LTU 5-15
DEN 4-11
BEL 8-5
ESP 7-3
CHN 6-7
CAN 5-6

Coach: LAITINEN TK.

Assistant Coach: COLLET KJS.

Legend:	MP	Min	G	PSC	a.e.t.
Matches Played	Minutes Played	Goals Scored	Penalty Shoot	After Extra Time	



MATCH STATISTICS

比赛技术统计

SLO - FIN

5 - 6

Match No: 71

Start Time: 11:30


Referee: LOUND Keith (GBR)

Referee: BONKE Lena (DEN)

SLO - SLOVENIA				Throws			Penalties			Free			Totals					
No.	Name	Ch	Min	G	F	T	G	F	T	G	F	T	G	F	T	PM	OG	BK
1	LEDINEK Matej		20	1	4	34	2	1	3				3	5	37	1		15
3	VINKLER Ivan		15	2	3	27							2	3	27			11
5	DOLANC Gorazd		20		1	7								1	7	1		29
6	PODOBNIKAR Simon																	
8	PIRC Dejan	1	5		1	7								1	7	1		3
9	VOGRINCIC Bostjan																	
TEAM																		
TEAM TOTALS				3	9	75	2	1	3				5	10	78	3		58

FIN - FINLAND				Throws			Penalties			Free			Totals					
No.	Name	Ch	Min	G	F	T	G	F	T	G	F	T	G	F	T	PM	OG	BK
1	MATTILA Jarno																	
2	AITTOLA Veli-Matti		9	1	4	18							1	4	18			10
3	KIVINEN Jorma																	
4	MIINALA Erkki		20	1	1	13							1	1	13			25
7	ALENIUS Toni	1	11		7	15								7	15	2		8
8	POSIO Petri		20	2	2	30	2	1	3				4	3	33	1		20
TEAM																		
TEAM TOTALS				4	14	76	2	1	3				6	15	79	3		63

Legend:									
Bk	Blocks	Ch	Change Made	F	Fouls	G	Goals	Min	Minutes Played
No	Shirt Number	OG	Own Goals	PM	Penalties Made	T	Throws		



START LIST

首发名单

Referee: BENKO Balint (HUN)

Referee: FRAS Patricia (SLO)

BEL - BELGIUM

Shirt No.	Name	Sport Class	Date of Birth	Competition Statistics		
				MP	Min	G
2	de RICK Johan	B2	30 MAY 1971	5	81	10
4	BIHI Youssef	B3	27 JUL 1977	5	95	20
6	BUISSERET Vincent	B2	13 MAY 1976	5	97	3
1	van EENOOGHE Danny	B2	24 MAY 1962	1	5	
3	VANHOVE Bruno	B2	17 AUG 1983	3	22	
5	van HOUT Peter	B3	31 AUG 1968			

Shirts: WHITE
Shorts: BLACK
Socks: WHITE

BEL Played

LTU 5-9
ESP 12-6
SLO 5-6
FIN 5-8
DEN 6-13

Coach: CARPELS W.

Assistant Coach: VERDICKT H.

IRI - IRAN

Shirt No.	Name	Sport Class	Date of Birth	Competition Statistics		
				MP	Min	G
3	JALILVAND Mohsen	B2	14 AUG 1983	5	98	22
4	JAHANGIRI Behzad	B2	17 SEP 1984	5	99	
6	SAYAHY Seyed Mehdi	B2	09 MAY 1986	5	76	4
1	HOSSEINI Rahmatollah	B2	23 JUL 1981	2	15	2
2	SORANJI Mohammad	B2	06 SEP 1985	1	1	
5	JALALI Javad	B2	21 SEP 1981	2	11	1

Shirts: RED/WHITE
Shorts: BLACK
Socks: WHITE

IRI Played

CAN 5-9
BRA 8-5
SWE 5-10
USA 3-4
CHN 8-6

Coach: BEDGOLI M.

Assistant Coach: EBRAHIMZADEH MOTLA.

MP	Matches Played	Min	Minutes Played	G	Goals Scored	PSC	Penalty Shoot	a.e.t.	After Extra Time
----	----------------	-----	----------------	---	--------------	-----	---------------	--------	------------------



MATCH STATISTICS

比赛技术统计

BEL - IRI

2 - 7

Start Time: 21:00

Match No: 60


Referee: BENKO Balint (HUN)

Referee: FRAS Patricia (SLO)

BEL - BELGIUM				Throws			Penalties			Free			Totals			PM	OG	BK
No.	Name	Ch	Min	G	F	T	G	F	T	G	F	T	G	F	T	PM	OG	BK
1	van EENOOGHE Danny	1	7	1	2	12							1	2	12			5
2	de RICK Johan	1	5			10									10			7
3	VANHOVE Bruno		15		3	21			1					3	22			15
4	BIHI Youssef	1	13	1	3	23		1	1				1	4	24			7
5	van HOUT Peter																	
6	BUISSERET Vincent		20		2	13								2	13	1		26
TEAM																		
TEAM TOTALS				2	10	79		1	2				2	11	81	1		60

IRI - IRAN				Throws			Penalties			Free			Totals			PM	OG	BK
No.	Name	Ch	Min	G	F	T	G	F	T	G	F	T	G	F	T	PM	OG	BK
1	HOSSEINI Rahmatollah		5		1	4								1	4			5
2	SORANJI Mohammad		2		1	1	1		1				1	1	2			
3	JALILVAND Mohsen	1	18	4		31							4		31			23
4	JAHANGIRI Behzad	1	15		3	8								3	8	1		21
5	JALALI Javad		7			11									11			8
6	SAYAHI Seyed Mehdi	1	13	2	4	21							2	4	21	1		11
TEAM																		
TEAM TOTALS				6	9	76	1		1				7	9	77	2		68

Legend:									
Bk	Blocks	Ch	Change Made	F	Fouls	G	Goals	Min	Minutes Played
No	Shirt Number	OG	Own Goals	PM	Penalties Made	T	Throws		



START LIST

首发名单

Referee: LOUND Keith (GBR)

Referee: JANSSEN Rudi (BEL)

ESP - SPAIN

Shirt No.	Name	Sport Class	Date of Birth	Competition Statistics		
				MP	Min	G
2	GARCIA Jose Fernando	B2	17 MAY 1964	2	10	
5	PEREZ Jose	B2	27 FEB 1977	5	84	6
7	SANTANA Jesus Nazaret	B3	20 DEC 1990	5	53	5
1	RUBIO Tomas	B2	19 FEB 1977	4	42	2
3	GARCIA Raul	B3	03 DEC 1971	5	45	4
4	GALIANA Vicente	B1	03 AUG 1977	4	45	3

Shirts: YELLOW
Shorts: BLACK
Socks: BLACK

ESP Played

DEN 2-2
BEL 6-12
LTU 0-10
SLO 9-11
FIN 3-7

Coach: MONREAL FG.

Assistant Coach: GALLEGO JF.

BRA - BRAZIL

Shirt No.	Name	Sport Class	Date of Birth	Competition Statistics		
				MP	Min	G
1	MARQUES Romario	B2	20 JUL 1989	5	94	10
2	SILVA FILHO Luiz	B1	07 JUL 1979	5	90	7
7	CELENTE Alexsander	B1	21 DEC 1980	5	94	8
3	HOMEM Paulo	B2	01 SEP 1969			
5	COSTA Thiago	B2	19 JAN 1984	2	4	
6	FREIRE Legy	B1	27 SEP 1976			

Shirts: BLUE
Shorts: BLACK
Socks: BLUE

BRA Played

SWE 6-8
IRI 5-8
USA 4-6
CHN 4-14
CAN 6-3

Coach: FREITAS NASCIMENTO.

Assistant Coach: FRANCO JR.

MP	Matches Played	Min	Minutes Played	G	Goals Scored	PSC	Penalty Shoot	a.e.t.	After Extra Time
----	----------------	-----	----------------	---	--------------	-----	---------------	--------	------------------



MATCH STATISTICS

比赛技术统计

ESP - BRA

3 - 7

Start Time: 20:00

Match No: 59


Referee: LOUND Keith (GBR)

Referee: JANSSEN Rudi (BEL)

ESP - SPAIN				Throws			Penalties			Free			Totals					
No.	Name	Ch	Min	G	F	T	G	F	T	G	F	T	G	F	T	PM	OG	BK
1	RUBIO Tomas		7		3	13								3	13	1		6
2	GARCIA Jose Fernando	1	13		2	21								2	21	1		14
3	GARCIA Raul		8	1	2	10							1	2	10			4
4	GALIANA Vicente																	
5	PEREZ Jose		20	1	1	23							1	1	23	3		20
7	SANTANA Jesus Nazaret	1	12		1	5	1		1				1	1	6			17
TEAM																		
TEAM TOTALS				2	9	72	1		1				3	9	73	5		61

BRA - BRAZIL				Throws			Penalties			Free			Totals					
No.	Name	Ch	Min	G	F	T	G	F	T	G	F	T	G	F	T	PM	OG	BK
1	MARQUES Romario	1	19	2		26			1				2		27	1		20
2	SILVA FILHO Luiz		20	3	3	25	1	1	3				4	4	28			18
3	HOMEM Paulo																	
5	COSTA Thiago																	
6	FREIRE Legy		1			1									1			
7	CELENTE Alexsander		20	1	4	20			1				1	4	21			23
TEAM																		
TEAM TOTALS				6	7	72	1	1	5				7	8	77	1		61

Legend:									
Bk	Blocks	Ch	Change Made	F	Fouls	G	Goals	Min	Minutes Played
No	Shirt Number	OG	Own Goals	PM	Penalties Made	T	Throws		



START LIST

首发名单

Referee: SPENCER Clive (GBR)

Referee: WESTERHOUT Pieter (NED)

LTU - LITHUANIA

Shirt No.	Name	Sport Class	Date of Birth	Competition Statistics		
				MP	Min	G
5	LEONAVICIUS Saulius	B3	26 MAR 1973	6	96	1
7	PAVLIUKIANEC Genrik	B2	17 JUN 1976	6	87	19
8	ZIBOLIS Marius	B1	14 OCT 1974	6	82	30
1	MONTVYDAS Nerijus	B1	21 JAN 1985	5	30	7
3	JUCHNA Arvydas	B1	29 APR 1984	4	17	3
4	SIMKUS Zydrunas	B2	14 OCT 1973	1	3	

Shirts: GREEN
Shorts: BLACK
Socks: BLACK

LTU Played

BEL 9-5
FIN 15-5
ESP 10-0
DEN 10-1
SLO 6-7
CAN 10-0

Coach: LEVICKIS K.

Assistant Coach: SIMKUS R.

SWE - SWEDEN

Shirt No.	Name	Sport Class	Date of Birth	Competition Statistics		
				MP	Min	G
1	SEREMETI Fatmir	B2	10 APR 1983	5	70	2
2	KUUS Oskar	B3	04 OCT 1983	3	55	
5	BJORKSTRAND Jimmy	B3	04 MAY 1979	6	120	16
3	GAHNE Stefan	B3	15 JAN 1982			
7	AKERBERG Mikael	B3	01 JUL 1982	1	8	

Shirts: BLUE/WHITE
Shorts: BLACK
Socks: BLUE

SWE Played

BRA 8-6
CHN 8-13
IRI 10-5
CAN 6-5
USA 9-1
DEN 4-2

Coach: BERGKVIST H.

Assistant Coach: HAMMARSTROM J.

MP	Matches Played	Min	Minutes Played	G	Goals Scored	PSC	Penalty Shoot	a.e.t.	After Extra Time
----	----------------	-----	----------------	---	--------------	-----	---------------	--------	------------------



MATCH STATISTICS

比赛技术统计

LTU - SWE

10 - 3

Start Time: 19:00

Match No: 67

Referee: SPENCER Clive (GBR)

Referee: WESTERHOUT Pieter (NED)

LTU - LITHUANIA				Throws			Penalties			Free			Totals			PM	OG	BK
No.	Name	Ch	Min	G	F	T	G	F	T	G	F	T	G	F	T			
1	MONTVYDAS Nerijus		15	2	4	28							2	4	28			12
3	JUCHNA Arvydas																	
4	SIMKUS Zydrunas																	
5	LEONAVICIUS Saulius		20		2	2								2	2			33
7	PAVLIUKIANEC Genrik	1	14	5	1	28	2		2				7	1	30			11
8	ZIBOLIS Marius	1	11		2	20	1	1	2				1	3	22			9
TEAM																		
TEAM TOTALS				7	9	78	3	1	4				10	10	82			65

SWE - SWEDEN				Throws			Penalties			Free			Totals			PM	OG	BK
No.	Name	Ch	Min	G	F	T	G	F	T	G	F	T	G	F	T			
1	SEREMETI Fatmir		20	2	5	33							2	5	33	4		23
2	KUUS Oskar	2	14		1	2								1	2			20
3	GAHNE Stefan		3															2
5	BJORKSTRAND Jimmy		20	1	4	41							1	4	41			16
7	AKERBERG Mikael	1	3		1	3								1	3			1
TEAM																		
TEAM TOTALS				3	11	79							3	11	79	4		62

Legend:									
Bk	Blocks	Ch	Change Made	F	Fouls	G	Goals	Min	Minutes Played
No	Shirt Number	OG	Own Goals	PM	Penalties Made	T	Throws		



START LIST

首发名单

Referee: WAREHAM Allan (CAN)

Referee: JAKIC Nejc (SLO)

USA - UNITED STATES OF AMERICA

Shirt No.	Name	Sport Class	Date of Birth	Competition Statistics		
				MP	Min	G
2	MERREN Tyler	B2	29 MAY 1984	6	105	11
3	MUNRO Edward	B3	12 APR 1975	5	55	2
8	DODDS Chris	B2	22 SEP 1983	6	110	1
4	WALKER Daryl	B3	29 DEC 1981	1	10	
6	MICKENS Donte'	B3	19 OCT 1980	5	70	5
7	DENUYL Steve	B2	30 SEP 1986	1	10	1

Shirts: WHITE/RED/BLUE
Shorts: BLUE
Socks: WHITE

USA Played

CHN 3-13
CAN 2-8
BRA 6-4
IRI 4-3
SWE 1-9
SLO 4-2

Coach: PARRIGIN T.

Assistant Coach: LEGE M.

CHN - CHINA

Shirt No.	Name	Sport Class	Date of Birth	Competition Statistics		
				MP	Min	G
1	YAO Yongquan	B2	15 JAN 1987	6	96	19
2	CAI Changgui	B1	15 APR 1983	6	104	13
4	CHEN Liangliang	B1	28 SEP 1984	4	73	18
3	BAO Daolei	B2	17 MAR 1988	2	14	2
5	YANG Chunhong	B2	24 AUG 1987	4	33	8
6	DU Jinran	B3	12 MAY 1986	3	22	3

Shirts: RED
Shorts: RED
Socks: WHITE


CHN Played

USA 13-3
SWE 13-8
CAN 11-2
BRA 14-4
IRI 6-8
FIN 7-6

Coach: ZHANG Y.

Assistant Coach: XIA X.

MP	Matches Played	Min	Minutes Played	G	Goals Scored	PSC	Penalty Shoot	a.e.t.	After Extra Time
----	----------------	-----	----------------	---	--------------	-----	---------------	--------	------------------



MATCH STATISTICS

比赛技术统计

USA - CHN
0 - 4

Match No: 68

Start Time: 20:00


Referee: WAREHAM Allan (CAN)

Referee: JAKIC Nejc (SLO)

USA - UNITED STATES OF AMERICA				Throws			Penalties			Free			Totals					
No.	Name	Ch	Min	G	F	T	G	F	T	G	F	T	G	F	T	PM	OG	BK
2	MERREN Tyler		20		3	37								3	37			23
3	MUNRO Edward	1	16		5	24								5	24			15
4	WALKER Daryl																	
6	MICKENS Donte'		4		1	7								1	7			4
7	DENUYL Steve																	
8	DODDS Chris		20			9									9			26
TEAM																	1	
TEAM TOTALS					9	77								9	77	1		68

CHN - CHINA				Throws			Penalties			Free			Totals					
No.	Name	Ch	Min	G	F	T	G	F	T	G	F	T	G	F	T	PM	OG	BK
1	YAO Yongquan		20	2	2	25			1				2	2	26			11
2	CAI Changgui		20	2		16							2		16			31
3	BAO Daolei																	
4	CHEN Liangliang		20		3	36								3	36			25
5	YANG Chunhong																	
6	DU Jinran																	
TEAM																		
TEAM TOTALS				4	5	77			1				4	5	78			67

Legend:									
Bk	Blocks	Ch	Change Made	F	Fouls	G	Goals	Min	Minutes Played
No	Shirt Number	OG	Own Goals	PM	Penalties Made	T	Throws		



START LIST

首发名单

Referee: PARISI Dan (USA)

Referee: JANSSEN Rudi (BEL)

SLO - SLOVENIA

Shirt No.	Name	Sport Class	Date of Birth	Competition Statistics		
				MP	Min	G
3	VINKLER Ivan	B2	26 SEP 1969	5	97	15
8	PIRC Dejan	B2	26 SEP 1984	6	112	15
9	VOGRINCIC Bostjan	B2	02 JAN 1975	4	70	
1	LEDINEK Matej	B2	12 FEB 1983	4	31	7
5	DOLANC Gorazd	B3	15 JAN 1982	3	50	
6	PODOBNIKAR Simon	B2	26 AUG 1983			

Shirts: WHITE/BLUE
Shorts: DARK BLUE
Socks:

SLO Played

FIN 7-2
DEN 4-2
BEL 6-5
ESP 11-9
LTU 7-6
USA 2-4

Coach: MARTON T.

Assistant Coach: KASTNA T.

DEN - DENMARK

Shirt No.	Name	Sport Class	Date of Birth	Competition Statistics		
				MP	Min	G
1	PEDERSEN Martin	B1	08 MAR 1975	6	120	5
3	NIELSEN Ricky	B3	18 SEP 1980	6	111	9
6	WEICHEL Peter	B3	23 DEC 1982	6	120	16
4	HANSEN Kenneth	B2	15 JUL 1979			
5	ELKJAER Jonas	B3	17 AUG 1980	2	9	1

Shirts: RED
Shorts: BLACK
Socks: BLACK

DEN Played

ESP 2-2
SLO 2-4
FIN 11-4
LTU 1-10
BEL 13-6
SWE 2-4

Coach: LEHRMANN BRUUN G.

Assistant Coach: BUNDGAARD IVERSEN.

Legend:	MP	Matches Played	Min	Minutes Played	G	Goals Scored	PSC	Penalty Shoot	a.e.t.	After Extra Time
---------	----	----------------	-----	----------------	---	--------------	-----	---------------	--------	------------------



MATCH STATISTICS

比赛技术统计

SLO - DEN

4 - 6

Start Time: 17:00

Match No: 65


Referee: PARISI Dan (USA)

Referee: JANSSEN Rudi (BEL)

SLO - SLOVENIA				Throws			Penalties			Free			Totals					
No.	Name	Ch	Min	G	F	T	G	F	T	G	F	T	G	F	T	PM	OG	BK
1	LEDINEK Matej		10	3	2	18							3	2	18	1		13
3	VINKLER Ivan	1	15	1	3	26			1				1	3	27	2		8
5	DOLANC Gorazd		9			1									1			8
6	PODOBNIKAR Simon																	
8	PIRC Dejan	1	15		4	30								4	30			13
9	VOGRINCIC Bostjan	1	11															11
TEAM																		
TEAM TOTALS				4	9	75			1				4	9	76	3		53

DEN - DENMARK				Throws			Penalties			Free			Totals					
No.	Name	Ch	Min	G	F	T	G	F	T	G	F	T	G	F	T	PM	OG	BK
1	PEDERSEN Martin		20	1	2	3			1				1	2	4			33
3	NIELSEN Ricky		20	1	5	36							1	5	36			17
4	HANSEN Kenneth																	
5	ELKJAER Jonas																	
6	WEICHEL Peter		20	3	11	35	1		2				4	11	37	1		13
TEAM																		
TEAM TOTALS				5	18	74	1		3				6	18	77	1		63

Legend:									
Bk	Blocks	Ch	Change Made	F	Fouls	G	Goals	Min	Minutes Played
No	Shirt Number	OG	Own Goals	PM	Penalties Made	T	Throws		



START LIST

首发名单

Referee: GAFNEY Patrick (USA)

Referee: FRAS Patricia (SLO)

CAN - CANADA

Shirt No.	Name	Sport Class	Date of Birth	Competition Statistics		
				MP	Min	G
5	HACHE Bruno	B3	13 JUL 1977	4	19	1
7	CARON Mario	B2	10 AUG 1962	6	104	23
8	CHRISTY Jeff	B2	16 MAY 1970	6	114	
3	GAULIN Brendan	B2	13 JUL 1989			
4	KOZAK Dean	B2	04 APR 1972	3	10	
9	CHRISTY Rob	B3	10 JUN 1972	6	95	3

Coach: SNOW D.

Assistant Coach: HUZULAK M.

Shirts: RED BLACK WHITE
Shorts: BLACK
Socks: RED

CAN Played

IRI 9-5
USA 8-2
CHN 2-11
SWE 5-6
BRA 3-6
LTU 0-10

FIN - FINLAND

Shirt No.	Name	Sport Class	Date of Birth	Competition Statistics		
				MP	Min	G
1	MATTILA Jarno	B2	01 JAN 1985	6	112	15
3	KIVINEN Jorma	B1	29 NOV 1970	4	24	
8	POSIO Petri	B2	17 MAY 1983	6	111	10
2	AITTOLA Veli-Matti	B2	02 NOV 1973	6	86	3
4	MIINALA Erkki	B2	19 AUG 1986	3	16	4
7	ALENIUS Toni	B2	28 AUG 1986	2	5	

Coach: LAITINEN TK.


Assistant Coach: COLLET KJS.

Shirts: BLUE/WHITE
Shorts: DARK BLUE
Socks: BLACK

FIN Played

SLO 2-7
LTU 5-15
DEN 4-11
BEL 8-5
ESP 7-3
CHN 6-7

MP	Matches Played	Min	Minutes Played	G	Goals Scored	PSC	Penalty Shoot	a.e.t.	After Extra Time
----	----------------	-----	----------------	---	--------------	-----	---------------	--------	------------------



MATCH STATISTICS

比赛技术统计

CAN - FIN

6 - 5

Start Time: 18:00

Match No: 66

Referee: GAFNEY Patrick (USA)

Referee: FRAS Patricia (SLO)

CAN - CANADA				Throws			Penalties			Free			Totals					
No.	Name	Ch	Min	G	F	T	G	F	T	G	F	T	G	F	T	PM	OG	BK
3	GAULIN Brendan																	
4	KOZAK Dean																	
5	HACHE Bruno		20	2	5	35							2	5	35	3		27
7	CARON Mario		20	4	2	42							4	2	42			13
8	CHRISTY Jeff		20		5	7								5	7			32
9	CHRISTY Rob																	
TEAM																		
TEAM TOTALS				6	12	84							6	12	84	3		72

FIN - FINLAND				Throws			Penalties			Free			Totals					
No.	Name	Ch	Min	G	F	T	G	F	T	G	F	T	G	F	T	PM	OG	BK
1	MATTILA Jarno		20		3	18	2		3				2	3	21			30
2	AITTOLA Veli-Matti	1	2		2	5								2	5			3
3	KIVINEN Jorma	1	17		4	27								4	27			14
4	MIINALA Erkki		1			2									2			
7	ALENIUS Toni																	
8	POSIO Petri	1	20	3	1	32							3	1	32			19
TEAM																		
TEAM TOTALS				3	10	84	2		3				5	10	87			66

Legend:									
Bk	Blocks	Ch	Change Made	F	Fouls	G	Goals	Min	Minutes Played
No	Shirt Number	OG	Own Goals	PM	Penalties Made	T	Throws		



START LIST

首发名单

Referee: WAREHAM Allan (CAN)

Referee: WESTERHOUT Pieter (NED)

SLO - SLOVENIA

Shirt No.	Name	Sport Class	Date of Birth	Competition Statistics		
				MP	Min	G
3	VINKLER Ivan	B2	26 SEP 1969	4	80	14
5	DOLANC Gorazd	B3	15 JAN 1982	2	30	
8	PIRC Dejan	B2	26 SEP 1984	5	93	14
1	LEDINEK Matej	B2	12 FEB 1983	3	27	7
6	PODOBNIKAR Simon	B2	26 AUG 1983			
9	VOGRINCIC Bostjan	B2	02 JAN 1975	4	70	

Shirts: BLUE
Shorts: DARK BLUE
Socks:

SLO Played

FIN 7-2
DEN 4-2
BEL 6-5
ESP 11-9
LTU 7-6

Coach: MARTON T.

Assistant Coach: KASTNA T.

USA - UNITED STATES OF AMERICA

Shirt No.	Name	Sport Class	Date of Birth	Competition Statistics		
				MP	Min	G
2	MERREN Tyler	B2	29 MAY 1984	5	85	9
3	MUNRO Edward	B3	12 APR 1975	4	35	
8	DODDS Chris	B2	22 SEP 1983	5	90	1
4	WALKER Daryl	B3	29 DEC 1981	1	10	
6	MICKENS Donte'	B3	19 OCT 1980	5	70	5
7	DENUYL Steve	B2	30 SEP 1986	1	10	1

Shirts: WHITE/RED/BLUE
Shorts: BLUE
Socks: WHITE

USA Played

CHN 3-13
CAN 2-8
BRA 6-4
IRI 4-3
SWE 1-9

Coach: PARRIGIN T.

Assistant Coach: LEGE M.

MP	Matches Played	Min	Minutes Played	G	Goals Scored	PSC	Penalty Shoot	a.e.t.	After Extra Time
----	----------------	-----	----------------	---	--------------	-----	---------------	--------	------------------



MATCH STATISTICS

比赛技术统计

SLO - USA

2 - 4

Start Time: 9:00

Match No: 51

Referee: WAREHAM Allan (CAN)

Referee: WESTERHOUT Pieter (NED)

SLO - SLOVENIA				Throws			Penalties			Free			Totals					
No.	Name	Ch	Min	G	F	T	G	F	T	G	F	T	G	F	T	PM	OG	BK
1	LEDINEK Matej	1	4		2	7												3
3	VINKLER Ivan	1	17	1	5	32							1	5	32	1		13
5	DOLANC Gorazd		20			1									1	1		37
6	PODOBNIKAR Simon																	
8	PIRC Dejan	1	19	1	5	27							1	5	27			13
9	VOGRINCIC Bostjan																	
TEAM																		
TEAM TOTALS				2	12	67							2	12	67	2		66

USA - UNITED STATES OF AMERICA				Throws			Penalties			Free			Totals					
No.	Name	Ch	Min	G	F	T	G	F	T	G	F	T	G	F	T	PM	OG	BK
2	MERREN Tyler		20	2	4	34			1				2	4	35			20
3	MUNRO Edward		20	1	1	33	1		1				2	1	34			11
4	WALKER Daryl																	
6	MICKENS Donte'																	
7	DENUYL Steve																	
8	DODDS Chris		20		2	5								2	5			23
TEAM																		
TEAM TOTALS				3	7	72	1		2				4	7	74			54

Legend:									
Bk	Blocks	Ch	Change Made	F	Fouls	G	Goals	Min	Minutes Played
No	Shirt Number	OG	Own Goals	PM	Penalties Made	T	Throws		



START LIST

首发名单

Referee: SORKKILA Eeva (FIN)

Referee: ZANOLIN Aurora (ITA)

DEN - DENMARK

Shirt No.	Name	Sport Class	Date of Birth	Competition Statistics		
				MP	Min	G
1	PEDERSEN Martin	B1	08 MAR 1975	5	100	5
3	NIELSEN Ricky	B3	18 SEP 1980	5	91	7
6	WEICHEL Peter	B3	23 DEC 1982	5	100	16
4	HANSEN Kenneth	B2	15 JUL 1979			
5	ELKJAER Jonas	B3	17 AUG 1980	2	9	1

Shirts: WHITE
Shorts: BLACK
Socks: BLACK

DEN Played

ESP 2-2
SLO 2-4
FIN 11-4
LTU 1-10
BEL 13-6

Coach: LEHRMANN BRUUN G.

Assistant Coach: BUNDGAARD IVERSEN.

SWE - SWEDEN

Shirt No.	Name	Sport Class	Date of Birth	Competition Statistics		
				MP	Min	G
1	SEREMETI Fatmir	B2	10 APR 1983	4	50	2
4	HULTQVIST Niklas	B3	27 DEC 1982	5	87	23
5	BJORKSTRAND Jimmy	B3	04 MAY 1979	5	100	15
2	KUUS Oskar	B3	04 OCT 1983	3	55	
3	GAHNE Stefan	B3	15 JAN 1982			
7	AKERBERG Mikael	B3	01 JUL 1982	1	8	

Shirts: BLUE/WHITE
Shorts: BLACK
Socks: BLUE


SWE Played

BRA 8-6
CHN 8-13
IRI 10-5
CAN 6-5
USA 9-1

Coach: BERGKVIST H.

Assistant Coach: HAMMARSTROM J.

MP	Matches Played	Min	Minutes Played	G	Goals Scored	PSC	Penalty Shoot	a.e.t.	After Extra Time
----	----------------	-----	----------------	---	--------------	-----	---------------	--------	------------------



MATCH STATISTICS

比赛技术统计

DEN - SWE
2 - 4

Start Time: 10:00

Match No: 52


Referee: SORKKILA Eeva (FIN)

Referee: ZANOLIN Aurora (ITA)

DEN - DENMARK				Throws			Penalties			Free			Totals					
No.	Name	Ch	Min	G	F	T	G	F	T	G	F	T	G	F	T	PM	OG	BK
1	PEDERSEN Martin		20		4	8												26
3	NIELSEN Ricky		20	2	3	27							2	3	27	1		14
4	HANSEN Kenneth																	
5	ELKJAER Jonas																	
6	WEICHEL Peter		20		3	31			1					3	32			12
TEAM																		
TEAM TOTALS				2	10	66			1				2	10	67	2		52

SWE - SWEDEN				Throws			Penalties			Free			Totals					
No.	Name	Ch	Min	G	F	T	G	F	T	G	F	T	G	F	T	PM	OG	BK
1	SEREMETI Fatmir		20		4	13								4	13	1		22
2	KUUS Oskar																	
3	GAHNE Stefan																	
4	HULTQVIST Niklas		20	2		24	1		1				3		25			15
5	BJORKSTRAND Jimmy		20	1	6	30		1	1				1	7	31			17
7	AKERBERG Mikael																	
TEAM																		
TEAM TOTALS				3	10	67	1	1	2				4	11	69	1		54

Legend:									
Bk	Blocks	Ch	Change Made	F	Fouls	G	Goals	Min	Minutes Played
No	Shirt Number	OG	Own Goals	PM	Penalties Made	T	Throws		



START LIST

首发名单

Referee: PARISI Dan (USA)

Referee: DAENTLER Christl (GER)

LTU - LITHUANIA

Shirt No.	Name	Sport Class	Date of Birth	Competition Statistics		
				MP	Min	G
5	LEONAVICIUS Saulius	B3	26 MAR 1973	5	86	1
7	PAVLIUKIANEC Genrik	B2	17 JUN 1976	5	77	17
8	ZIBOLIS Marius	B1	14 OCT 1974	5	72	23
1	MONTVYDAS Nerijus	B1	21 JAN 1985	4	22	6
3	JUCHNA Arvydas	B1	29 APR 1984	3	13	3
4	SIMKUS Zydrunas	B2	14 OCT 1973	1	3	

Shirts: GREEN
Shorts: BLACK
Socks: BLACK

LTU Played

BEL 9-5
FIN 15-5
ESP 10-0
DEN 10-1
SLO 6-7

Coach: LEVICKIS K.

Assistant Coach: SIMKUS R.

CAN - CANADA

Shirt No.	Name	Sport Class	Date of Birth	Competition Statistics		
				MP	Min	G
7	CARON Mario	B2	10 AUG 1962	5	94	23
8	CHRISTY Jeff	B2	16 MAY 1970	5	100	
9	CHRISTY Rob	B3	10 JUN 1972	5	85	3
3	GAULIN Brendan	B2	13 JUL 1989			
4	KOZAK Dean	B2	04 APR 1972	2	6	
5	HACHE Bruno	B3	13 JUL 1977	3	15	1

Shirts: RED BLACK WHITE
Shorts: BLACK
Socks: RED

CAN Played

IRI 9-5
USA 8-2
CHN 2-11
SWE 5-6
BRA 3-6

Coach: SNOW D.

Assistant Coach: HUZULAK M.

MP	Matches Played	Min	Minutes Played	G	Goals Scored	PSC	Penalty Shoot	a.e.t.	After Extra Time
----	----------------	-----	----------------	---	--------------	-----	---------------	--------	------------------



MATCH STATISTICS

比赛技术统计

LTU - CAN

10 - 0

Start Time: 11:00

Match No: 53


Referee: PARISI Dan (USA)

Referee: DAENTLER Christl (GER)

LTU - LITHUANIA				Throws			Penalties			Free			Totals					
No.	Name	Ch	Min	G	F	T	G	F	T	G	F	T	G	F	T	PM	OG	BK
1	MONTVYDAS Nerijus		8	1	1	8							1	1	8			7
3	JUCHNA Arvydas		4			4									4			1
4	SIMKUS Zydrunas																	
5	LEONAVICIUS Saulius	1	10			1									1			21
7	PAVLIUKIANEC Genrik	1	10	2	1	13							2	1	13			10
8	ZIBOLIS Marius	1	10	1	2	17	6		6				7	2	23			3
TEAM																1		
TEAM TOTALS				4	4	43	6		6				10	4	49	1		42

CAN - CANADA				Throws			Penalties			Free			Totals					
No.	Name	Ch	Min	G	F	T	G	F	T	G	F	T	G	F	T	PM	OG	BK
3	GAULIN Brendan																	
4	KOZAK Dean		4			3									3			3
5	HACHE Bruno		4			4									4			3
7	CARON Mario	1	10			17			1						18	4		7
8	CHRISTY Jeff		14		1	6							1	6				15
9	CHRISTY Rob	1	10		1	14							1	14	2			9
TEAM																		
TEAM TOTALS					2	44			1				2	45	6			37

Legend:									
Bk	Blocks	Ch	Change Made	F	Fouls	G	Goals	Min	Minutes Played
No	Shirt Number	OG	Own Goals	PM	Penalties Made	T	Throws		



START LIST

首发名单

Referee: GAFNEY Patrick (USA)

Referee: DAGENAIS Claude (CAN)

FIN - FINLAND

Shirt No.	Name	Sport Class	Date of Birth	Competition Statistics		
				MP	Min	G
1	MATTILA Jarno	B2	01 JAN 1985	5	92	12
2	AITTOLA Veli-Matti	B2	02 NOV 1973	5	69	2
8	POSIO Petri	B2	17 MAY 1983	5	91	8
3	KIVINEN Jorma	B1	29 NOV 1970	3	21	
4	MIINALA Erkki	B2	19 AUG 1986	3	16	4
7	ALENIUS Toni	B2	28 AUG 1986	2	5	

Shirts: BLUE/WHITE
Shorts: DARK BLUE
Socks: BLACK

FIN	Played
SLO	2-7
LTU	5-15
DEN	4-11
BEL	8-5
ESP	7-3

Coach: LAITINEN TK.

Assistant Coach: COLLET KJS.

CHN - CHINA

Shirt No.	Name	Sport Class	Date of Birth	Competition Statistics		
				MP	Min	G
1	YAO Yongquan	B2	15 JAN 1987	5	76	18
2	CAI Changgui	B1	15 APR 1983	5	84	12
4	CHEN Liangliang	B1	28 SEP 1984	3	53	13
3	BAO Daolei	B2	17 MAR 1988	2	14	2
5	YANG Chunhong	B2	24 AUG 1987	4	33	8
6	DU Jinran	B3	12 MAY 1986	3	22	3


Shirts: BLACK
Shorts: BLACK
Socks: WHITE

CHN	Played
USA	13-3
SWE	13-8
CAN	11-2
BRA	14-4
IRI	6-8

Coach: ZHANG Y.

Assistant Coach: XIA X.

Legend:	MP	Matches Played	Min	Minutes Played	G	Goals Scored	PSC	Penalty Shoot	a.e.t.	After Extra Time
---------	----	----------------	-----	----------------	---	--------------	-----	---------------	--------	------------------



MATCH STATISTICS

比赛技术统计

FIN - CHN

6 - 7

Start Time: 12:00

Match No: 54

Referee: GAFNEY Patrick (USA)

Referee: DAGENAIS Claude (CAN)

FIN - FINLAND				Throws			Penalties			Free			Totals					
No.	Name	Ch	Min	G	F	T	G	F	T	G	F	T	G	F	T	PM	OG	BK
1	MATTILA Jarno		20	2	1	15	1	1	2				3	2	17	1		31
2	AITTOLA Veli-Matti	1	17	1	3	27							1	3	27			18
3	KIVINEN Jorma		3			3									3			5
4	MIINALA Erkki																	
7	ALENIUS Toni																	
8	POSIO Petri		20	2	5	35							2	5	35	1		19
TEAM																		
TEAM TOTALS				5	9	80	1	1	2				6	10	82	2		73

CHN - CHINA				Throws			Penalties			Free			Totals					
No.	Name	Ch	Min	G	F	T	G	F	T	G	F	T	G	F	T	PM	OG	BK
1	YAO Yongquan		20	1	1	26			1				1	1	27			15
2	CAI Changgui		20	1	1	17			1				1	1	18			25
3	BAO Daolei																	
4	CHEN Liangliang		20	5	4	41							5	4	41	1		26
5	YANG Chunhong																	
6	DU Jinran																	
TEAM																1		
TEAM TOTALS				7	6	84			2				7	6	86	2		66

Legend:									
Bk	Blocks	Ch	Change Made	F	Fouls	G	Goals	Min	Minutes Played
No	Shirt Number	OG	Own Goals	PM	Penalties Made	T	Throws		



START LIST

首发名单

Referee: DAGENAIS Claude (CAN)

Referee: LOUND Keith (GBR)

LTU - LITHUANIA

Shirt No.	Name	Sport Class	Date of Birth	Competition Statistics		
				MP	Min	G
5	LEONAVICIUS Saulius	B3	26 MAR 1973			
7	PAVLIUKIANEC Genrik	B2	17 JUN 1976			
8	ZIBOLIS Marius	B1	14 OCT 1974			
1	MONTVYDAS Nerijus	B1	21 JAN 1985			
3	JUCHNA Arvydas	B1	29 APR 1984			
4	SIMKUS Zydrunas	B2	14 OCT 1973			

Coach: LEVICKIS K.

Assistant Coach: SIMKUS R.

BEL - BELGIUM

Shirt No.	Name	Sport Class	Date of Birth	Competition Statistics		
				MP	Min	G
2	de RICK Johan	B2	30 MAY 1971			
4	BIHI Youssef	B3	27 JUL 1977			
6	BUISSERET Vincent	B2	13 MAY 1976			
1	van EENOGHE Danny	B2	24 MAY 1962			
3	VANHOVE Bruno	B2	17 AUG 1983			
5	van HOUT Peter	B3	31 AUG 1968			

Coach: CARPELS W.

Assistant Coach: VERDICKT H.

Legend:	MP	Min	G	PSC	a.e.t.
Matches Played	Minutes Played	Goals Scored	Penalty Shoot	After Extra Time	



MATCH STATISTICS

比赛技术统计

LTU - BEL

9 - 5

Start Time: 9:00

Match No: 1

Referee: DAGENAIS Claude (CAN)

Referee: LOUND Keith (GBR)

LTU - LITHUANIA				Throws			Penalties			Free			Totals					
No.	Name	Ch	Min	G	F	T	G	F	T	G	F	T	G	F	T	PM	OG	BK
1	MONTVYDAS Nerijus		10			2									2			
3	JUCHNA Arvydas																	
4	SIMKUS Zydrunas	1	8			8									8			5
5	LEONAVICIUS Saulius		20															23
7	PAVLIUKIANEC Genrik	1	10	5	1	34							5	1	34	1		11
8	ZIBOLIS Marius	1	12	1		24	3		3				4		27	2		21
TEAM																		
TEAM TOTALS				6	1	68	3		3				9	1	71	3		60

BEL - BELGIUM				Throws			Penalties			Free			Totals					
No.	Name	Ch	Min	G	F	T	G	F	T	G	F	T	G	F	T	PM	OG	BK
1	van EENOOGHE Danny																	
2	de RICK Johan		20	1		27	1		2				2		29	2		19
3	VANHOVE Bruno																	
4	BIHI Youssef		20	3		40							3		40			19
5	van HOUT Peter																	
6	BUISSERET Vincent		20			7									7			16
TEAM																1		
TEAM TOTALS				4		74	1		2				5		76	3		54

Legend:									
Bk	Blocks	Ch	Change Made	F	Fouls	G	Goals	Min	Minutes Played
No	Shirt Number	OG	Own Goals	PM	Penalties Made	T	Throws		



START LIST

首发名单

Referee: WAREHAM Allan (CAN)

Referee: JANSSEN Rudi (BEL)

DEN - DENMARK

Shirt No.	Name	Sport Class	Date of Birth	Competition Statistics		
				MP	Min	G
1	PEDERSEN Martin	B1	08 MAR 1975			
3	NIELSEN Ricky	B3	18 SEP 1980			
6	WEICHEL Peter	B3	23 DEC 1982			
2	BAULUND Mads	B3	05 MAR 1990			
4	HANSEN Kenneth	B2	15 JUL 1979			
5	ELKJAER Jonas	B3	17 AUG 1980			

Coach: LEHRMANN BRUUN G.

Assistant Coach: BUNDGAARD IVERSEN.


ESP - SPAIN

Shirt No.	Name	Sport Class	Date of Birth	Competition Statistics		
				MP	Min	G
3	GARCIA Raul	B3	03 DEC 1971			
5	PEREZ Jose	B2	27 FEB 1977			
7	SANTANA Jesus Nazaret	B3	20 DEC 1990			
1	RUBIO Tomas	B2	19 FEB 1977			
2	GARCIA Jose Fernando	B2	17 MAY 1964			
4	GALIANA Vicente	B1	03 AUG 1977			

Coach: MONREAL FG.

Assistant Coach: GALLEGO JF.

Legend:									
MP	Matches Played	Min	Minutes Played	G	Goals Scored	PSC	Penalty Shoot	a.e.t.	After Extra Time



MATCH STATISTICS

比赛技术统计

DEN - ESP

2 - 2

Start Time: 12:00

Match No: 4

Referee: WAREHAM Allan (CAN)

Referee: JANSSEN Rudi (BEL)

DEN - DENMARK				Throws			Penalties			Free			Totals					
No.	Name	Ch	Min	G	F	T	G	F	T	G	F	T	G	F	T	PM	OG	BK
1	PEDERSEN Martin		20			3			1						4	1		20
2	BAULUND Mads																	
3	NIELSEN Ricky		20	1		30							1		30	1		2
4	HANSEN Kenneth																	
5	ELKJAER Jonas																	
6	WEICHEL Peter		20	1		34							1		34	1		33
TEAM																	1	
TEAM TOTALS				2		67			1				2		68	4		55

ESP - SPAIN				Throws			Penalties			Free			Totals					
No.	Name	Ch	Min	G	F	T	G	F	T	G	F	T	G	F	T	PM	OG	BK
1	RUBIO Tomas																	
2	GARCIA Jose Fernando																	
3	GARCIA Raul	1	13			23									23			7
4	GALIANA Vicente		7			11									11			4
5	PEREZ Jose		20			31									31	1		13
7	SANTANA Jesus Nazaret		20			3	2		4				2		7			34
TEAM																		
TEAM TOTALS						68	2		4				2		72	1		58

Legend:									
Bk	Blocks	Ch	Change Made	F	Fouls	G	Goals	Min	Minutes Played
No	Shirt Number	OG	Own Goals	PM	Penalties Made	T	Throws		



START LIST

首发名单

Referee: LOUND Keith (GBR)

Referee: WAREHAM Allan (CAN)

SLO - SLOVENIA

Shirt No.	Name	Sport Class	Date of Birth	Competition Statistics		
				MP	Min	G
3	VINKLER Ivan	B2	26 SEP 1969			
8	PIRC Dejan	B2	26 SEP 1984			
9	VOGRINCIC Bostjan	B2	02 JAN 1975			
1	LEDINEK Matej	B2	12 FEB 1983			
5	DOLANC Gorazd	B3	15 JAN 1982			
6	PODOBNIKAR Simon	B2	26 AUG 1983			

Coach: MARTON T.

Assistant Coach: KASTNA T.

FIN - FINLAND

Shirt No.	Name	Sport Class	Date of Birth	Competition Statistics		
				MP	Min	G
1	MATTILA Jarno	B2	01 JAN 1985			
2	AITTOLA Veli-Matti	B2	02 NOV 1973			
8	POSIO Petri	B2	17 MAY 1983			
3	KIVINEN Jorma	B1	29 NOV 1970			
4	MIINALA Erkki	B2	19 AUG 1986			
7	ALENIUS Toni	B2	28 AUG 1986			

Coach: LAITINEN TK.

Assistant Coach: COLLET KJS.

Legend:									
MP	Matches Played	Min	Minutes Played	G	Goals Scored	PSC	Penalty Shoot	a.e.t.	After Extra Time



MATCH STATISTICS

比赛技术统计

SLO - FIN
7 - 2

Match No: 8

Start Time: 19:00


Referee: LOUND Keith (GBR)

Referee: WAREHAM Allan (CAN)

SLO - SLOVENIA				Throws			Penalties			Free			Totals					
No.	Name	Ch	Min	G	F	T	G	F	T	G	F	T	G	F	T	PM	OG	BK
1	LEDINEK Matej		2			2									2			2
3	VINKLER Ivan		20	3	5	44	1		1				4	5	45	1		15
5	DOLANC Gorazd																	
6	PODOBNIKAR Simon																	
8	PIRC Dejan	1	18	1	5	32	2		2				3	5	34	1		31
9	VOGRINCIC Bostjan		20		1	2								1	2			23
TEAM																		
TEAM TOTALS				4	11	80	3		3				7	11	83	2		71

FIN - FINLAND				Throws			Penalties			Free			Totals					
No.	Name	Ch	Min	G	F	T	G	F	T	G	F	T	G	F	T	PM	OG	BK
1	MATTILA Jarno		20		3	16	1		2				1	3	18			25
2	AITTOLA Veli-Matti	1	17		4	33								4	33	2		18
3	KIVINEN Jorma		3			5									5			2
4	MIINALA Erkki		4	1	2	6							1	2	6			5
7	ALENIUS Toni																	
8	POSIO Petri	1	16			22									22	1		15
TEAM																		
TEAM TOTALS				1	9	82	1		2				2	9	84	3		65

Legend:									
Bk	Blocks	Ch	Change Made	F	Fouls	G	Goals	Min	Minutes Played
No	Shirt Number	OG	Own Goals	PM	Penalties Made	T	Throws		



START LIST

首发名单

Referee: PARISI Dan (USA)

Referee: KNECHT Alexander (GER)

FIN - FINLAND

Shirt No.	Name	Sport Class	Date of Birth	Competition Statistics		
				MP	Min	G
1	MATTILA Jarno	B2	01 JAN 1985	1	20	1
2	AITTOLA Veli-Matti	B2	02 NOV 1973	1	17	
8	POSIO Petri	B2	17 MAY 1983	1	16	
3	KIVINEN Jorma	B1	29 NOV 1970	1	3	
4	MIINALA Erkki	B2	19 AUG 1986	1	4	1
7	ALENIUS Toni	B2	28 AUG 1986			

Shirts: BLUE/WHITE
Shorts: DARK BLUE
Socks: BLACK

FIN Played
SLO 2-7

Coach: LAITINEN TK.

Assistant Coach: COLLET KJS.

LTU - LITHUANIA

Shirt No.	Name	Sport Class	Date of Birth	Competition Statistics		
				MP	Min	G
5	LEONAVICIUS Saulius	B3	26 MAR 1973	1	20	
7	PAVLIUKIANEC Genrik	B2	17 JUN 1976	1	19	5
8	ZIBOLIS Marius	B1	14 OCT 1974	1	17	4
1	MONTVYDAS Nerijus	B1	21 JAN 1985	1	1	
3	JUCHNA Arvydas	B1	29 APR 1984			
4	SIMKUS Zydrunas	B2	14 OCT 1973	1	3	


Shirts: GREEN
Shorts: BLACK
Socks: BLACK

LTU Played
BEL 9-5

Coach: LEVICKIS K.

Assistant Coach: SIMKUS R.

Legend:	MP	Matches Played	Min	Minutes Played	G	Goals Scored	PSC	Penalty Shoot	a.e.t.	After Extra Time
---------	----	----------------	-----	----------------	---	--------------	-----	---------------	--------	------------------



MATCH STATISTICS

比赛技术统计

FIN - LTU

5 - 15

Start Time: 9:00

Match No: 11


Referee: PARISI Dan (USA)

Referee: KNECHT Alexander (GER)

FIN - FINLAND				Throws			Penalties			Free			Totals					
No.	Name	Ch	Min	G	F	T	G	F	T	G	F	T	G	F	T	PM	OG	BK
1	MATTILA Jarno	1	12	1		6	1		1				2		7	1		5
2	AITTOLA Veli-Matti	1	6			9									9	2		5
3	KIVINEN Jorma	1	8			10									10			4
4	MIINALA Erkki		8	3		6							3		6	1		5
7	ALENIUS Toni		4			4									4	1		4
8	POSIO Petri	1	16			23									23			13
TEAM																1		
TEAM TOTALS				4		58	1		1				5		59	6		36

LTU - LITHUANIA				Throws			Penalties			Free			Totals					
No.	Name	Ch	Min	G	F	T	G	F	T	G	F	T	G	F	T	PM	OG	BK
1	MONTVYDAS Nerijus		8	3		14	1		1				4		15			4
3	JUCHNA Arvydas		5	1		6	1		2				2		8			3
4	SIMKUS Zydrunas																	
5	LEONAVICIUS Saulius	1	13															14
7	PAVLIUKIANEC Genrik	1	15	1		16							1		16	1		13
8	ZIBOLIS Marius	1	13	5		22	3		3				8		25			11
TEAM																		
TEAM TOTALS				10		58	5		6				15		64	1		45

Legend:									
Bk	Blocks	Ch	Change Made	F	Fouls	G	Goals	Min	Minutes Played
No	Shirt Number	OG	Own Goals	PM	Penalties Made	T	Throws		



START LIST

首发名单

Referee: ZANOLIN Aurora (ITA)

Referee: WAREHAM Allan (CAN)

SLO - SLOVENIA

Shirt No.	Name	Sport Class	Date of Birth	Competition Statistics		
				MP	Min	G
3	VINKLER Ivan	B2	26 SEP 1969	1	20	4
8	PIRC Dejan	B2	26 SEP 1984	1	18	3
9	VOGRINCIC Bostjan	B2	02 JAN 1975	1	20	
1	LEDINEK Matej	B2	12 FEB 1983	1	2	
5	DOLANC Gorazd	B3	15 JAN 1982			
6	PODOBNIKAR Simon	B2	26 AUG 1983			

Shirts: WHITE/BLUE
Shorts: DARK BLUE
Socks:

SLO Played
FIN 7-2

Coach: MARTON T.

Assistant Coach: KASTNA T.

DEN - DENMARK

Shirt No.	Name	Sport Class	Date of Birth	Competition Statistics		
				MP	Min	G
1	PEDERSEN Martin	B1	08 MAR 1975	1	20	
3	NIELSEN Ricky	B3	18 SEP 1980	1	20	1
6	WEICHEL Peter	B3	23 DEC 1982	1	20	1
2	BAULUND Mads	B3	05 MAR 1990			
4	HANSEN Kenneth	B2	15 JUL 1979			
5	ELKJAER Jonas	B3	17 AUG 1980			

Shirts: RED
Shorts: BLACK
Socks: BLACK

DEN Played
ESP 2-2

Coach: LEHRMANN BRUUN G.

Assistant Coach: BUNDGAARD IVERSEN.

MP	Matches Played	Min	Minutes Played	G	Goals Scored	PSC	Penalty Shoot	a.e.t.	After Extra Time
----	----------------	-----	----------------	---	--------------	-----	---------------	--------	------------------



MATCH STATISTICS

比赛技术统计

SLO - DEN

4 - 2

Start Time: 12:00

Match No: 14

Referee: ZANOLIN Aurora (ITA)

Referee: WAREHAM Allan (CAN)

SLO - SLOVENIA				Throws			Penalties			Free			Totals			PM	OG	BK
No.	Name	Ch	Min	G	F	T	G	F	T	G	F	T	G	F	T			
1	LEDINEK Matej																	
3	VINKLER Ivan		20	4	4	35							4	4	35			13
5	DOLANC Gorazd																	
6	PODOBNIKAR Simon																	
8	PIRC Dejan		20		9	34								9	34			22
9	VOGRINCIC Bostjan		20			1									1			25
TEAM																		
TEAM TOTALS				4	13	70							4	13	70			60

DEN - DENMARK				Throws			Penalties			Free			Totals			PM	OG	BK
No.	Name	Ch	Min	G	F	T	G	F	T	G	F	T	G	F	T			
1	PEDERSEN Martin		20			4									4			21
2	BAULUND Mads																	
3	NIELSEN Ricky	1	18	1	3	29							1	3	29			16
4	HANSEN Kenneth																	
5	ELKJAER Jonas		2			2									2			1
6	WEICHEL Peter		20	1	3	34							1	3	34			15
TEAM																		
TEAM TOTALS				2	6	69							2	6	69			53

Legend:									
Bk	Blocks	Ch	Change Made	F	Fouls	G	Goals	Min	Minutes Played
No	Shirt Number	OG	Own Goals	PM	Penalties Made	T	Throws		



START LIST

首发名单

Referee: KNECHT Alexander (GER)

Referee: ZANOLIN Aurora (ITA)

BEL - BELGIUM

Shirt No.	Name	Sport Class	Date of Birth	Competition Statistics		
				MP	Min	G
2	de RICK Johan	B2	30 MAY 1971	1	20	2
4	BIHI Youssef	B3	27 JUL 1977	1	20	3
6	BUISSERET Vincent	B2	13 MAY 1976	1	20	
1	van EENOOGHE Danny	B2	24 MAY 1962			
3	VANHOVE Bruno	B2	17 AUG 1983			
5	van HOUT Peter	B3	31 AUG 1968			

Shirts: WHITE
Shorts: BLACK
Socks: WHITE

BEL Played
LTU 5-9

Coach: CARPELS W.

Assistant Coach: VERDICKT H.

ESP - SPAIN

Shirt No.	Name	Sport Class	Date of Birth	Competition Statistics		
				MP	Min	G
3	GARCIA Raul	B3	03 DEC 1971	1	13	
5	PEREZ Jose	B2	27 FEB 1977	1	20	
7	SANTANA Jesus Nazaret	B3	20 DEC 1990	1	20	2
1	RUBIO Tomas	B2	19 FEB 1977			
2	GARCIA Jose Fernando	B2	17 MAY 1964			
4	GALIANA Vicente	B1	03 AUG 1977	1	7	


Shirts: YELLOW
Shorts: BLACK
Socks: BLACK

ESP Played
DEN 2-2

Coach: MONREAL FG.

Assistant Coach: GALLEGO JF.

Legend:	MP	Matches Played	Min	Minutes Played	G	Goals Scored	PSC	Penalty Shoot	a.e.t.	After Extra Time
---------	----	----------------	-----	----------------	---	--------------	-----	---------------	--------	------------------



MATCH STATISTICS

比赛技术统计

BEL - ESP
12 - 6

Match No: 18

Start Time: 19:00


Referee: KNECHT Alexander (GER)

Referee: ZANOLIN Aurora (ITA)

BEL - BELGIUM				Throws			Penalties			Free			Totals					
No.	Name	Ch	Min	G	F	T	G	F	T	G	F	T	G	F	T	PM	OG	BK
1	van EENOOGHE Danny																	
2	de RICK Johan		20	1	6	31	2		3				3	6	34			11
3	VANHOVE Bruno																	
4	BIHI Youssef		20	7	8	37	1	1	2				8	9	39	1		14
5	van HOUT Peter																	
6	BUISSERET Vincent		20	1	1	6							1	1	6			34
TEAM																		
TEAM TOTALS				9	15	74	3	1	5				12	16	79	1		59

ESP - SPAIN				Throws			Penalties			Free			Totals					
No.	Name	Ch	Min	G	F	T	G	F	T	G	F	T	G	F	T	PM	OG	BK
1	RUBIO Tomas	1	10	1	3	17							1	3	17	1		6
2	GARCIA Jose Fernando																	
3	GARCIA Raul	1	10	3	4	21							3	4	21			5
4	GALIANA Vicente		10	1	3	20							1	3	20	3		7
5	PEREZ Jose		20		1	13	1		1				1	1	14			17
7	SANTANA Jesus Nazaret	1	10		1	6								1	6	1		16
TEAM																		
TEAM TOTALS				5	12	77	1		1				6	12	78	5		51

Legend:									
Bk	Blocks	Ch	Change Made	F	Fouls	G	Goals	Min	Minutes Played
No	Shirt Number	OG	Own Goals	PM	Penalties Made	T	Throws		



START LIST

首发名单

Referee: SIVERTSEN Sivert (SWE)

Referee: JANSSEN Rudi (BEL)

FIN - FINLAND

Shirt No.	Name	Sport Class	Date of Birth	Competition Statistics		
				MP	Min	G
1	MATTILA Jarno	B2	01 JAN 1985	2	32	3
3	KIVINEN Jorma	B1	29 NOV 1970	2	11	
8	POSIO Petri	B2	17 MAY 1983	2	32	
2	AITTOLA Veli-Matti	B2	02 NOV 1973	2	23	
4	MIINALA Erkki	B2	19 AUG 1986	2	12	4
7	ALENIUS Toni	B2	28 AUG 1986	1	4	

Shirts: BLUE/WHITE
Shorts: DARK BLUE
Socks: BLACK

FIN Played

SLO 2-7
LTU 5-15

Coach: LAITINEN TK.

Assistant Coach: COLLET KJS.

DEN - DENMARK

Shirt No.	Name	Sport Class	Date of Birth	Competition Statistics		
				MP	Min	G
1	PEDERSEN Martin	B1	08 MAR 1975	2	40	
3	NIELSEN Ricky	B3	18 SEP 1980	2	38	2
6	WEICHEL Peter	B3	23 DEC 1982	2	40	2
2	BAULUND Mads	B3	05 MAR 1990			
4	HANSEN Kenneth	B2	15 JUL 1979			
5	ELKJAER Jonas	B3	17 AUG 1980	1	2	

Shirts: RED
Shorts: BLACK
Socks: BLACK

DEN Played

ESP 2-2
SLO 2-4

Coach: LEHRMANN BRUUN G.

Assistant Coach: BUNDGAARD IVERSEN.

MP	Matches Played	Min	Minutes Played	G	Goals Scored	PSC	Penalty Shoot	a.e.t.	After Extra Time
----	----------------	-----	----------------	---	--------------	-----	---------------	--------	------------------



MATCH STATISTICS

比赛技术统计

FIN - DEN
4 - 11

Match No: 21

Start Time: 9:00


Referee: SIVERTSEN Sivert (SWE)

Referee: JANSSEN Rudi (BEL)

FIN - FINLAND				Throws			Penalties			Free			Totals					
No.	Name	Ch	Min	G	F	T	G	F	T	G	F	T	G	F	T	PM	OG	BK
1	MATTILA Jarno		20	1	5	21	1		2				2	5	23			25
2	AITTOLA Veli-Matti	1	6		1	11								1	11	1		8
3	KIVINEN Jorma	1	10		2	14								2	14	2		9
4	MIINALA Erkki		4		3	8								3	8			3
7	ALENIUS Toni		1			2									2			
8	POSIO Petri	1	19	2	4	27							2	4	27	3		18
TEAM																		
TEAM TOTALS				3	15	83	1		2				4	15	85	6		63

DEN - DENMARK				Throws			Penalties			Free			Totals					
No.	Name	Ch	Min	G	F	T	G	F	T	G	F	T	G	F	T	PM	OG	BK
1	PEDERSEN Martin		20			7	4		5				4		12			25
2	BAULUND Mads																	
3	NIELSEN Ricky		20	2	4	32							2	4	32	1		23
4	HANSEN Kenneth																	
5	ELKJAER Jonas																	
6	WEICHEL Peter		20	4	8	40	1		1				5	8	41			18
TEAM																1		
TEAM TOTALS				6	12	79	5		6				11	12	85	2		66

Legend:									
Bk	Blocks	Ch	Change Made	F	Fouls	G	Goals	Min	Minutes Played
No	Shirt Number	OG	Own Goals	PM	Penalties Made	T	Throws		



START LIST

首发名单

Referee: DAENTLER Christl (GER)

Referee: RASANEN Kari (FIN)

LTU - LITHUANIA

Shirt No.	Name	Sport Class	Date of Birth	Competition Statistics		
				MP	Min	G
5	LEONAVICIUS Saulius	B3	26 MAR 1973	2	33	
7	PAVLIUKIANEC Genrik	B2	17 JUN 1976	2	34	6
8	ZIBOLIS Marius	B1	14 OCT 1974	2	30	12
1	MONTVYDAS Nerijus	B1	21 JAN 1985	2	9	4
3	JUCHNA Arvydas	B1	29 APR 1984	1	5	2
4	SIMKUS Zydrunas	B2	14 OCT 1973	1	3	

Shirts: GREEN
Shorts: BLACK
Socks: BLACK

LTU Played

BEL 9-5
FIN 15-5

Coach: LEVICKIS K.

Assistant Coach: SIMKUS R.

ESP - SPAIN

Shirt No.	Name	Sport Class	Date of Birth	Competition Statistics		
				MP	Min	G
2	GARCIA Jose Fernando	B2	17 MAY 1964			
3	GARCIA Raul	B3	03 DEC 1971	2	23	3
5	PEREZ Jose	B2	27 FEB 1977	2	40	1
1	RUBIO Tomas	B2	19 FEB 1977	1	10	1
4	GALIANA Vicente	B1	03 AUG 1977	2	17	1
7	SANTANA Jesus Nazaret	B3	20 DEC 1990	2	30	2

Shirts: YELLOW
Shorts: BLACK
Socks: BLACK


ESP Played

DEN 2-2
BEL 6-12

Coach: MONREAL FG.

Assistant Coach: GALLEGO JF.

Legend:	MP	Matches Played	Min	Minutes Played	G	Goals Scored	PSC	Penalty Shoot	a.e.t.	After Extra Time
---------	----	----------------	-----	----------------	---	--------------	-----	---------------	--------	------------------



MATCH STATISTICS

比赛技术统计

LTU - ESP

10 - 0

Start Time: 12:00

Match No: 24

Referee: DAENTLER Christl (GER)

Referee: RASANEN Kari (FIN)

LTU - LITHUANIA				Throws			Penalties			Free			Totals			PM	OG	BK
No.	Name	Ch	Min	G	F	T	G	F	T	G	F	T	G	F	T			
1	MONTVYDAS Nerijus		6	1	1	9							1	1	9			3
3	JUCHNA Arvydas		3			5									5			1
4	SIMKUS Zydrunas																	
5	LEONAVICIUS Saulius		13				1		1				1		1			18
7	PAVLIUKIANEC Genrik	1	10	3	1	20	1		1				4	1	21			9
8	ZIBOLIS Marius	1	7	1		12	3		4				4		16			7
TEAM																		
TEAM TOTALS				5	2	46	5		6				10	2	52			38

ESP - SPAIN				Throws			Penalties			Free			Totals			PM	OG	BK
No.	Name	Ch	Min	G	F	T	G	F	T	G	F	T	G	F	T			
1	RUBIO Tomas		3		2	3								2	3			1
2	GARCIA Jose Fernando	1	10		1	15							1	15	1			3
3	GARCIA Raul	1	10			16								16	3			10
4	GALIANA Vicente																	
5	PEREZ Jose		13		1	13							1	13				16
7	SANTANA Jesus Nazaret		3			2								2	1			4
TEAM																1		
TEAM TOTALS					4	49							4	49	6			34

Legend:									
Bk	Blocks	Ch	Change Made	F	Fouls	G	Goals	Min	Minutes Played
No	Shirt Number	OG	Own Goals	PM	Penalties Made	T	Throws		



START LIST

首发名单

Referee: BONKE Lena (DEN)

Referee: BENKO Balint (HUN)

BEL - BELGIUM

Shirt No.	Name	Sport Class	Date of Birth	Competition Statistics		
				MP	Min	G
2	de RICK Johan	B2	30 MAY 1971	2	40	5
4	BIHI Youssef	B3	27 JUL 1977	2	40	11
6	BUISSERET Vincent	B2	13 MAY 1976	2	40	1
1	van EENOOOGHE Danny	B2	24 MAY 1962			
3	VANHOVE Bruno	B2	17 AUG 1983			
5	van HOUT Peter	B3	31 AUG 1968			

Shirts: WHITE
Shorts: BLACK
Socks: WHITE

BEL Played

LTU 5-9
ESP 12-6

Coach: CARPELS W.

Assistant Coach: VERDICKT H.

SLO - SLOVENIA

Shirt No.	Name	Sport Class	Date of Birth	Competition Statistics		
				MP	Min	G
3	VINKLER Ivan	B2	26 SEP 1969	2	40	8
8	PIRC Dejan	B2	26 SEP 1984	2	38	3
9	VOGRINCIC Bostjan	B2	02 JAN 1975	2	40	
1	LEDINEK Matej	B2	12 FEB 1983	1	2	
5	DOLANC Gorazd	B3	15 JAN 1982			
6	PODOBNIKAR Simon	B2	26 AUG 1983			

Shirts: WHITE/BLUE
Shorts: DARK BLUE
Socks:

SLO Played

FIN 7-2
DEN 4-2

Coach: MARTON T.

Assistant Coach: KASTNA T.

MP	Matches Played	Min	Minutes Played	G	Goals Scored	PSC	Penalty Shoot	a.e.t.	After Extra Time
----	----------------	-----	----------------	---	--------------	-----	---------------	--------	------------------



MATCH STATISTICS

比赛技术统计

BEL - SLO
5 - 6

Match No: 28

Start Time: 19:00

Referee: BONKE Lena (DEN)

Referee: BENKO Balint (HUN)

BEL - BELGIUM				Throws			Penalties			Free			Totals					
No.	Name	Ch	Min	G	F	T	G	F	T	G	F	T	G	F	T	PM	OG	BK
1	van EENOOGHE Danny																	
2	de RICK Johan	1	16	2	1	25							2	1	25	2		19
3	VANHOVE Bruno		4		1	6								1	6			4
4	BIHI Youssef		20	2	3	33							2	3	33	2		12
5	van HOUT Peter																	
6	BUISSERET Vincent		20	1	2	12							1	2	12			25
TEAM																		
TEAM TOTALS				5	7	76							5	7	76	4		60

SLO - SLOVENIA				Throws			Penalties			Free			Totals					
No.	Name	Ch	Min	G	F	T	G	F	T	G	F	T	G	F	T	PM	OG	BK
1	LEDINEK Matej																	
3	VINKLER Ivan		20	2	5	36							2	5	36			11
5	DOLANC Gorazd																	
6	PODOBNIKAR Simon																	
8	PIRC Dejan		20	1	2	33	3	1	4				4	3	37			25
9	VOGRINCIC Bostjan		20		2	3								2	3			28
TEAM																		
TEAM TOTALS				3	9	72	3	1	4				6	10	76			64

Legend:									
Bk	Blocks	Ch	Change Made	F	Fouls	G	Goals	Min	Minutes Played
No	Shirt Number	OG	Own Goals	PM	Penalties Made	T	Throws		



START LIST

首发名单

Referee: SPENCER Clive (GBR)

Referee: JANSSEN Rudi (BEL)

ESP - SPAIN

Shirt No.	Name	Sport Class	Date of Birth	Competition Statistics		
				MP	Min	G
4	GALIANA Vicente	B1	03 AUG 1977	2	17	1
5	PEREZ Jose	B2	27 FEB 1977	3	53	1
7	SANTANA Jesus Nazaret	B3	20 DEC 1990	3	33	2
1	RUBIO Tomas	B2	19 FEB 1977	2	13	1
2	GARCIA Jose Fernando	B2	17 MAY 1964	1	10	
3	GARCIA Raul	B3	03 DEC 1971	3	33	3

Shirts: YELLOW
Shorts: BLACK
Socks: BLACK

ESP Played

DEN 2-2
BEL 6-12
LTU 0-10

Coach: MONREAL FG.

Assistant Coach: GALLEGO JF.

SLO - SLOVENIA

Shirt No.	Name	Sport Class	Date of Birth	Competition Statistics		
				MP	Min	G
1	LEDINEK Matej	B2	12 FEB 1983	1	2	
3	VINKLER Ivan	B2	26 SEP 1969	3	60	10
5	DOLANC Gorazd	B3	15 JAN 1982			
6	PODOBNIKAR Simon	B2	26 AUG 1983			
8	PIRC Dejan	B2	26 SEP 1984	3	58	7
9	VOGRINCIC Bostjan	B2	02 JAN 1975	3	60	

Shirts: WHITE/BLUE
Shorts: DARK BLUE
Socks:


SLO Played

FIN 7-2
DEN 4-2
BEL 6-5

Coach: MARTON T.

Assistant Coach: KASTNA T.

Legend:	MP	Matches Played	Min	Minutes Played	G	Goals Scored	PSC	Penalty Shoot	a.e.t.	After Extra Time
---------	----	----------------	-----	----------------	---	--------------	-----	---------------	--------	------------------



MATCH STATISTICS

比赛技术统计

ESP - SLO

9 - 11

Start Time: 9:00

Match No: 31


Referee: SPENCER Clive (GBR)

Referee: JANSSEN Rudi (BEL)

ESP - SPAIN				Throws			Penalties			Free			Totals					
No.	Name	Ch	Min	G	F	T	G	F	T	G	F	T	G	F	T	PM	OG	BK
1	RUBIO Tomas		16	1	3	23							1	3	23			9
2	GARCIA Jose Fernando																	
3	GARCIA Raul		1															
4	GALIANA Vicente	1	19	2	4	34							2	4	34	4		14
5	PEREZ Jose	1	11	3	2	9	1		1				4	2	10	1		8
7	SANTANA Jesus Nazaret	1	13	1		3	1		1				2		4	2		24
TEAM																		1
TEAM TOTALS				7	9	69	2		2				9	9	71	8		55

SLO - SLOVENIA				Throws			Penalties			Free			Totals					
No.	Name	Ch	Min	G	F	T	G	F	T	G	F	T	G	F	T	PM	OG	BK
1	LEDINEK Matej	1	5	2	1	10	1		1				3	1	11	1		4
3	VINKLER Ivan		20	2	7	35	2	1	3				4	8	38	2		4
5	DOLANC Gorazd	1	10															12
6	PODOBNIKAR Simon																	
8	PIRC Dejan		15	3	5	30	1		3				4	5	33			26
9	VOGRINCIC Bostjan		10															9
TEAM																		
TEAM TOTALS				7	13	75	4	1	7				11	14	82	3		55

Legend:									
Bk	Blocks	Ch	Change Made	F	Fouls	G	Goals	Min	Minutes Played
No	Shirt Number	OG	Own Goals	PM	Penalties Made	T	Throws		



START LIST

首发名单

Referee: BONKE Lena (DEN)

Referee: DAGENAIS Claude (CAN)

FIN - FINLAND

Shirt No.	Name	Sport Class	Date of Birth	Competition Statistics		
				MP	Min	G
1	MATTILA Jarno	B2	01 JAN 1985	3	52	5
2	AITTOLA Veli-Matti	B2	02 NOV 1973	3	29	
8	POSIO Petri	B2	17 MAY 1983	3	51	2
3	KIVINEN Jorma	B1	29 NOV 1970	3	21	
4	MIINALA Erkki	B2	19 AUG 1986	3	16	4
7	ALENIUS Toni	B2	28 AUG 1986	2	5	

Shirts: BLUE/WHITE
Shorts: DARK BLUE
Socks: BLACK

FIN Played

SLO 2-7
LTU 5-15
DEN 4-11

Coach: LAITINEN TK.

Assistant Coach: COLLET KJS.

BEL - BELGIUM

Shirt No.	Name	Sport Class	Date of Birth	Competition Statistics		
				MP	Min	G
1	van EENOOGHE Danny	B2	24 MAY 1962			
2	de RICK Johan	B2	30 MAY 1971	3	56	7
6	BUISSERET Vincent	B2	13 MAY 1976	3	60	2
3	VANHOVE Bruno	B2	17 AUG 1983	1	4	
4	BIHI Youssef	B3	27 JUL 1977	3	60	13
5	van HOUT Peter	B3	31 AUG 1968			

Shirts: WHITE
Shorts: BLACK
Socks: WHITE

BEL Played

LTU 5-9
ESP 12-6
SLO 5-6

Coach: CARPELS W.

Assistant Coach: VERDICKT H.

MP	Matches Played	Min	Minutes Played	G	Goals Scored	PSC	Penalty Shoot	a.e.t.	After Extra Time
----	----------------	-----	----------------	---	--------------	-----	---------------	--------	------------------



MATCH STATISTICS

比赛技术统计

FIN - BEL

8 - 5

Match No: 34

Start Time: 12:00


Referee: BONKE Lena (DEN)

Referee: DAGENAIS Claude (CAN)

FIN - FINLAND				Throws			Penalties			Free			Totals					
No.	Name	Ch	Min	G	F	T	G	F	T	G	F	T	G	F	T	PM	OG	BK
1	MATTILA Jarno		20	1		11	3		3				4		14			25
2	AITTOLA Veli-Matti		20	2	2	34							2	2	34	2		21
3	KIVINEN Jorma																	
4	MIINALA Erkki																	
7	ALENIUS Toni																	
8	POSIO Petri		20	2	4	34							2	4	34	2		19
TEAM																		
TEAM TOTALS				5	6	79	3		3				8	6	82	4		65

BEL - BELGIUM				Throws			Penalties			Free			Totals					
No.	Name	Ch	Min	G	F	T	G	F	T	G	F	T	G	F	T	PM	OG	BK
1	van EENOOGHE Danny	1	5		3	9								3	9			7
2	de RICK Johan		20		2	17	3		3				3	2	20	2		30
3	VANHOVE Bruno		3			6									6			3
4	BIHI Youssef		15	2	6	26		1	1				2	7	27			10
5	van HOUT Peter																	
6	BUISSERET Vincent	1	17		1	22								1	22			17
TEAM																1		
TEAM TOTALS				2	12	80	3	1	4				5	13	84	3		67

Legend:									
Bk	Blocks	Ch	Change Made	F	Fouls	G	Goals	Min	Minutes Played
No	Shirt Number	OG	Own Goals	PM	Penalties Made	T	Throws		



START LIST

首发名单

Referee: SIVERTSEN Sivert (SWE)

Referee: WAREHAM Allan (CAN)

DEN - DENMARK

Shirt No.	Name	Sport Class	Date of Birth	Competition Statistics		
				MP	Min	G
1	PEDERSEN Martin	B1	08 MAR 1975	3	60	4
3	NIELSEN Ricky	B3	18 SEP 1980	3	58	4
6	WEICHEL Peter	B3	23 DEC 1982	3	60	7
2	BAULUND Mads	B3	05 MAR 1990			
4	HANSEN Kenneth	B2	15 JUL 1979			
5	ELKJAER Jonas	B3	17 AUG 1980	1	2	

Shirts: RED
Shorts: BLACK
Socks: BLACK

DEN Played

ESP 2-2
SLO 2-4
FIN 11-4

Coach: LEHRMANN BRUUN G.

Assistant Coach: BUNDGAARD IVERSEN.

LTU - LITHUANIA

Shirt No.	Name	Sport Class	Date of Birth	Competition Statistics		
				MP	Min	G
5	LEONAVICIUS Saulius	B3	26 MAR 1973	3	46	1
7	PAVLIUKIANEC Genrik	B2	17 JUN 1976	3	44	10
8	ZIBOLIS Marius	B1	14 OCT 1974	3	37	16
1	MONTVYDAS Nerijus	B1	21 JAN 1985	3	15	5
3	JUCHNA Arvydas	B1	29 APR 1984	2	8	2
4	SIMKUS Zydrunas	B2	14 OCT 1973	1	3	

Shirts: GREEN
Shorts: BLACK
Socks: BLACK


LTU Played

BEL 9-5
FIN 15-5
ESP 10-0

Coach: LEVICKIS K.

Assistant Coach: SIMKUS R.

MP	Matches Played	Min	Minutes Played	G	Goals Scored	PSC	Penalty Shoot	a.e.t.	After Extra Time
----	----------------	-----	----------------	---	--------------	-----	---------------	--------	------------------



MATCH STATISTICS

比赛技术统计

DEN - LTU

1 - 10

Start Time: 19:00

Match No: 38


Referee: SIVERTSEN Sivert (SWE)

Referee: WAREHAM Allan (CAN)

DEN - DENMARK				Throws			Penalties			Free			Totals					
No.	Name	Ch	Min	G	F	T	G	F	T	G	F	T	G	F	T	PM	OG	BK
1	PEDERSEN Martin		20		4	9								4	9			25
2	BAULUND Mads																	
3	NIELSEN Ricky	1	13		4	22								4	22			13
4	HANSEN Kenneth																	
5	ELKJAER Jonas		7	1	4	11							1	4	11	1		2
6	WEICHEL Peter		20		7	34								7	34	1		12
TEAM																		
TEAM TOTALS				1	19	76							1	19	76	3		52

LTU - LITHUANIA				Throws			Penalties			Free			Totals					
No.	Name	Ch	Min	G	F	T	G	F	T	G	F	T	G	F	T	PM	OG	BK
1	MONTVYDAS Nerijus		7		3	14	1		1				1	3	15			6
3	JUCHNA Arvydas		5		3	8	1		1				1	3	9			2
4	SIMKUS Zydrunas																	
5	LEONAVICIUS Saulius		20															29
7	PAVLIUKIANEC Genrik	1	13	5	4	25							5	4	25			8
8	ZIBOLIS Marius	1	15	3	6	28			1				3	6	29			11
TEAM																		
TEAM TOTALS				8	16	75	2		3				10	16	78			56

Legend:									
Bk	Blocks	Ch	Change Made	F	Fouls	G	Goals	Min	Minutes Played
No	Shirt Number	OG	Own Goals	PM	Penalties Made	T	Throws		



START LIST

首发名单

Referee: DAENTLER Christl (GER)

Referee: ZANOLIN Aurora (ITA)

DEN - DENMARK

Shirt No.	Name	Sport Class	Date of Birth	Competition Statistics		
				MP	Min	G
1	PEDERSEN Martin	B1	08 MAR 1975	4	80	4
3	NIELSEN Ricky	B3	18 SEP 1980	4	71	4
6	WEICHEL Peter	B3	23 DEC 1982	4	80	7
2	BAULUND Mads	B3	05 MAR 1990			
4	HANSEN Kenneth	B2	15 JUL 1979			
5	ELKJAER Jonas	B3	17 AUG 1980	2	9	1

Shirts: WHITE
Shorts: BLACK
Socks: BLACK

DEN Played

ESP 2-2
SLO 2-4
FIN 11-4
LTU 1-10

Coach: LEHRMANN BRUUN G.
Assistant Coach: BUNDGAARD IVERSEN.

BEL - BELGIUM

Shirt No.	Name	Sport Class	Date of Birth	Competition Statistics		
				MP	Min	G
2	de RICK Johan	B2	30 MAY 1971	4	76	10
4	BIHI Youssef	B3	27 JUL 1977	4	75	15
6	BUISSERET Vincent	B2	13 MAY 1976	4	77	2
1	van EENOGHE Danny	B2	24 MAY 1962	1	5	
3	VANHOVE Bruno	B2	17 AUG 1983	2	7	
5	van HOUT Peter	B3	31 AUG 1968			

Shirts: WHITE
Shorts: BLACK
Socks: WHITE

BEL Played

LTU 5-9
ESP 12-6
SLO 5-6
FIN 5-8

Coach: CARPELS W.
Assistant Coach: VERDICKT H.

MP	Matches Played	Min	Minutes Played	G	Goals Scored	PSC	Penalty Shoot	a.e.t.	After Extra Time
----	----------------	-----	----------------	---	--------------	-----	---------------	--------	------------------



MATCH STATISTICS

比赛技术统计

DEN - BEL

13 - 6

Start Time: 9:00

Match No: 41

Referee: DAENTLER Christl (GER)

Referee: ZANOLIN Aurora (ITA)

DEN - DENMARK				Throws			Penalties			Free			Totals					
No.	Name	Ch	Min	G	F	T	G	F	T	G	F	T	G	F	T	PM	OG	BK
1	PEDERSEN Martin		20		1	4	1		1				1	1	5			28
2	BAULUND Mads																	
3	NIELSEN Ricky		20	3	5	39							3	5	39			21
4	HANSEN Kenneth																	
5	ELKJAER Jonas																	
6	WEICHEL Peter		20	4	3	31	5		5				9	3	36	1		11
TEAM																		
TEAM TOTALS				7	9	74	6		6				13	9	80	1		60

BEL - BELGIUM				Throws			Penalties			Free			Totals					
No.	Name	Ch	Min	G	F	T	G	F	T	G	F	T	G	F	T	PM	OG	BK
1	van EENOOGE Danny																	
2	de RICK Johan	1	5			8									8			4
3	VANHOVE Bruno		15		1	18								1	18	1		11
4	BIHI Youssef		20	4	6	34	1		1				5	6	35	4		20
5	van HOUT Peter																	
6	BUISSERET Vincent		20	1	3	15							1	3	15	1		23
TEAM																		
TEAM TOTALS				5	10	75	1		1				6	10	76	6		58

Legend:									
Bk	Blocks	Ch	Change Made	F	Fouls	G	Goals	Min	Minutes Played
No	Shirt Number	OG	Own Goals	PM	Penalties Made	T	Throws		



START LIST

首发名单

Referee: WESTERHOUT Pieter (NED)

Referee: SPENCER Clive (GBR)

LTU - LITHUANIA

Shirt No.	Name	Sport Class	Date of Birth	Competition Statistics		
				MP	Min	G
5	LEONAVICIUS Saulius	B3	26 MAR 1973	4	66	1
7	PAVLIUKIANEC Genrik	B2	17 JUN 1976	4	57	15
8	ZIBOLIS Marius	B1	14 OCT 1974	4	52	19
1	MONTVYDAS Nerijus	B1	21 JAN 1985	4	22	6
3	JUCHNA Arvydas	B1	29 APR 1984	3	13	3
4	SIMKUS Zydrunas	B2	14 OCT 1973	1	3	

Shirts: GREEN
Shorts: BLACK
Socks: BLACK

LTU Played

BEL 9-5
FIN 15-5
ESP 10-0
DEN 10-1

Coach: LEVICKIS K.

Assistant Coach: SIMKUS R.

SLO - SLOVENIA

Shirt No.	Name	Sport Class	Date of Birth	Competition Statistics		
				MP	Min	G
1	LEDINEK Matej	B2	12 FEB 1983	2	7	3
5	DOLANC Gorazd	B3	15 JAN 1982	1	10	
8	PIRC Dejan	B2	26 SEP 1984	4	73	11
3	VINKLER Ivan	B2	26 SEP 1969	4	80	14
6	PODOBNIKAR Simon	B2	26 AUG 1983			
9	VOGRINCIC Bostjan	B2	02 JAN 1975	4	70	

Shirts: BLUE
Shorts: DARK BLUE
Socks:


SLO Played

FIN 7-2
DEN 4-2
BEL 6-5
ESP 11-9

Coach: MARTON T.

Assistant Coach: KASTNA T.

MP	Matches Played	Min	Minutes Played	G	Goals Scored	PSC	Penalty Shoot	a.e.t.	After Extra Time
----	----------------	-----	----------------	---	--------------	-----	---------------	--------	------------------



MATCH STATISTICS

比赛技术统计

LTU - SLO
6 - 7

Match No: 44

Start Time: 12:00


Referee: WESTERHOUT Pieter (NED)

Referee: SPENCER Clive (GBR)

LTU - LITHUANIA				Throws			Penalties			Free			Totals					
No.	Name	Ch	Min	G	F	T	G	F	T	G	F	T	G	F	T	PM	OG	BK
1	MONTVYDAS Nerijus																	
3	JUCHNA Arvydas																	
4	SIMKUS Zydrunas																	
5	LEONAVICIUS Saulius		20			2									2			34
7	PAVLIUKIANEC Genrik		20	2	3	36							2	3	36	1		12
8	ZIBOLIS Marius		20	2	1	33	2		2				4	1	35			9
TEAM																		
TEAM TOTALS				4	4	71	2		2				6	4	73	1		55

SLO - SLOVENIA				Throws			Penalties			Free			Totals					
No.	Name	Ch	Min	G	F	T	G	F	T	G	F	T	G	F	T	PM	OG	BK
1	LEDINEK Matej		20	4	7	34							4	7	34	1		15
3	VINKLER Ivan																	
5	DOLANC Gorazd		20		1	2								1	2			26
6	PODOBNIKAR Simon																	
8	PIRC Dejan		20	2	4	35	1		1				3	4	36	1		16
9	VOGRINCIC Bostjan																	
TEAM																		
TEAM TOTALS				6	12	71	1		1				7	12	72	2		57

Legend:									
Bk	Blocks	Ch	Change Made	F	Fouls	G	Goals	Min	Minutes Played
No	Shirt Number	OG	Own Goals	PM	Penalties Made	T	Throws		



START LIST

首发名单

Referee: SPENCER Clive (GBR)

Referee: ZANOLIN Aurora (ITA)

ESP - SPAIN

Shirt No.	Name	Sport Class	Date of Birth	Competition Statistics		
				MP	Min	G
1	RUBIO Tomas	B2	19 FEB 1977	3	29	2
3	GARCIA Raul	B3	03 DEC 1971	4	34	3
5	PEREZ Jose	B2	27 FEB 1977	4	64	5
2	GARCIA Jose Fernando	B2	17 MAY 1964	2	10	
4	GALIANA Vicente	B1	03 AUG 1977	3	36	3
7	SANTANA Jesus Nazaret	B3	20 DEC 1990	4	46	4

Shirts: YELLOW
Shorts: BLACK
Socks: BLACK

ESP Played

DEN 2-2
BEL 6-12
LTU 0-10
SLO 9-11

Coach: MONREAL FG.

Assistant Coach: GALLEGO JF.

FIN - FINLAND

Shirt No.	Name	Sport Class	Date of Birth	Competition Statistics		
				MP	Min	G
1	MATTILA Jarmo	B2	01 JAN 1985	4	72	9
2	AITTOLA Veli-Matti	B2	02 NOV 1973	4	49	2
8	POSIO Petri	B2	17 MAY 1983	4	71	4
3	KIVINEN Jorma	B1	29 NOV 1970	3	21	
4	MIINALA Erkki	B2	19 AUG 1986	3	16	4
7	ALENIUS Toni	B2	28 AUG 1986	2	5	

Shirts: BLUE/WHITE
Shorts: DARK BLUE
Socks: BLACK

FIN Played

SLO 2-7
LTU 5-15
DEN 4-11
BEL 8-5

Coach: LAITINEN TK.

Assistant Coach: COLLET KJS.

MP	Matches Played	Min	Minutes Played	G	Goals Scored	PSC	Penalty Shoot	a.e.t.	After Extra Time
----	----------------	-----	----------------	---	--------------	-----	---------------	--------	------------------



MATCH STATISTICS

比赛技术统计

ESP - FIN
3 - 7

Match No: 48

Start Time: 19:00


Referee: SPENCER Clive (GBR)

Referee: ZANOLIN Aurora (ITA)

ESP - SPAIN				Throws			Penalties			Free			Totals					
No.	Name	Ch	Min	G	F	T	G	F	T	G	F	T	G	F	T	PM	OG	BK
1	RUBIO Tomas	1	13		6	25								6	25			13
2	GARCIA Jose Fernando																	
3	GARCIA Raul	1	11	1	2	15							1	2	15	2		10
4	GALIANA Vicente		9		2	14								2	14	1		7
5	PEREZ Jose		20	1	3	17							1	3	17	1		19
7	SANTANA Jesus Nazaret		7			9	1		1				1		10			18
TEAM																		
TEAM TOTALS				2	13	80	1		1				3	13	81	4		67

FIN - FINLAND				Throws			Penalties			Free			Totals					
No.	Name	Ch	Min	G	F	T	G	F	T	G	F	T	G	F	T	PM	OG	BK
1	MATTILA Jarno		20		4	12	3		4				3	4	16			22
2	AITTOLA Veli-Matti		20		4	33								4	33			20
3	KIVINEN Jorma																	
4	MIINALA Erkki																	
7	ALENIUS Toni																	
8	POSIO Petri		20	4	4	37							4	4	37			22
TEAM																1		
TEAM TOTALS				4	12	82	3		4				7	12	86	1		64

Legend:									
Bk	Blocks	Ch	Change Made	F	Fouls	G	Goals	Min	Minutes Played
No	Shirt Number	OG	Own Goals	PM	Penalties Made	T	Throws		



START LIST

首发名单

Referee: FRAS Patricia (SLO)

Referee: BENKO Balint (HUN)

SWE - SWEDEN

Shirt No.	Name	Sport Class	Date of Birth	Competition Statistics		
				MP	Min	G
2	KUUS Oskar	B3	04 OCT 1983			
4	HULTQVIST Niklas	B3	27 DEC 1982			
5	BJORKSTRAND Jimmy	B3	04 MAY 1979			
1	SEREMETI Fatmir	B2	10 APR 1983			
3	GAHNE Stefan	B3	15 JAN 1982			
7	AKERBERG Mikael	B3	01 JUL 1982			

Coach: BERGKVIST H.

Assistant Coach: HAMMARSTROM J.

BRA - BRAZIL

Shirt No.	Name	Sport Class	Date of Birth	Competition Statistics		
				MP	Min	G
1	MARQUES Romario	B2	20 JUL 1989			
2	SILVA FILHO Luiz	B1	07 JUL 1979			
7	CELENTE Alexsander	B1	21 DEC 1980			
3	HOMEM Paulo	B2	01 SEP 1969			
5	COSTA Thiago	B2	19 JAN 1984			
6	FREIRE Legy	B1	27 SEP 1976			

Coach: FREITAS NASCIMENTO.

Assistant Coach: FRANCO JR.

Legend:	MP	Min	G	PSC	a.e.t.
Matches Played	Minutes Played	Goals Scored	Penalty Shoot	After Extra Time	



MATCH STATISTICS

比赛技术统计

SWE - BRA

8 - 6

Start Time: 10:00

Match No: 2

Referee: FRAS Patricia (SLO)

Referee: BENKO Balint (HUN)

SWE - SWEDEN				Throws			Penalties			Free			Totals					
No.	Name	Ch	Min	G	F	T	G	F	T	G	F	T	G	F	T	PM	OG	BK
1	SEREMETI Fatmir		5			4									4			6
2	KUUS Oskar	1	15			1									1			27
3	GAHNE Stefan																	
4	HULTQVIST Niklas		20	4		31	1		4				5		35	3		10
5	BJORKSTRAND Jimmy		20	3		33			1				3		34	1		13
7	AKERBERG Mikael																	
TEAM																		
TEAM TOTALS				7		69	1		5				8		74	4		56

BRA - BRAZIL				Throws			Penalties			Free			Totals					
No.	Name	Ch	Min	G	F	T	G	F	T	G	F	T	G	F	T	PM	OG	BK
1	MARQUES Romario		20	2		29			1				2		30			14
2	SILVA FILHO Luiz		20	2		28	1		2				3		30	5		12
3	HOMEM Paulo																	
5	COSTA Thiago																	
6	FREIRE Legy																	
7	CELENTE Alexsander		20	1		12			1				1		13			24
TEAM																		
TEAM TOTALS				5		69	1		4				6		73	5		50

Legend:									
Bk	Blocks	Ch	Change Made	F	Fouls	G	Goals	Min	Minutes Played
No	Shirt Number	OG	Own Goals	PM	Penalties Made	T	Throws		



START LIST

首发名单

Referee: SPENCER Clive (GBR)

Referee: GAFNEY Patrick (USA)

CAN - CANADA

Shirt No.	Name	Sport Class	Date of Birth	Competition Statistics		
				MP	Min	G
7	CARON Mario	B2	10 AUG 1962			
8	CHRISTY Jeff	B2	16 MAY 1970			
9	CHRISTY Rob	B3	10 JUN 1972			
3	GAULIN Brendan	B2	13 JUL 1989			
4	KOZAK Dean	B2	04 APR 1972			
5	HACHE Bruno	B3	13 JUL 1977			

Coach: SNOW D.

Assistant Coach: HUZULAK M.

IRI - IRAN

Shirt No.	Name	Sport Class	Date of Birth	Competition Statistics		
				MP	Min	G
1	HOSSEINI Seyed Rahmatollah	B2	23 JUL 1981			
3	JALILVANDSHIRKHANITABAR Mohsen	B2	14 AUG 1983			
4	JAHANGIRI GHAVAM Behzad	B2	17 SEP 1984			
2	SORANJI ESTARAKI Mohammad	B2	06 SEP 1985			
5	JALALI Javad	B2	21 SEP 1981			
6	SAYAHI Seyed Mehdi	B2	09 MAY 1986			

Coach: BEDGOLI M.

Assistant Coach: EBRAHIMZADEH MOTLA.

Legend:	MP	Min	G	PSC	a.e.t.
Matches Played	Minutes Played	Goals Scored	Penalty Shoot	After Extra Time	



START LIST

首发名单

CORRECTED

Referee: SPENCER Clive (GBR)

Referee: GAFNEY Patrick (USA)

CAN - CANADA

Shirt No.	Name	Sport Class	Date of Birth	Competition Statistics		
				MP	Min	G
4	KOZAK Dean	B2	04 APR 1972	1	2	
5	HACHE Bruno	B3	13 JUL 1977	1	1	
8	CHRISTY Jeff	B2	16 MAY 1970	1	20	
3	GAULIN Brendan	B2	13 JUL 1989			
7	CARON Mario	B2	10 AUG 1962	1	18	8
9	CHRISTY Rob	B3	10 JUN 1972	1	19	1

Coach: SNOW D.

Assistant Coach: HUZULAK M.

IRI - IRAN

Shirt No.	Name	Sport Class	Date of Birth	Competition Statistics		
				MP	Min	G
1	HOSSEINI Rahmatollah	B2	23 JUL 1981	1	9	1
4	JAHANGIRI Behzad	B2	17 SEP 1984	1	20	
6	SAYAHI Seyed Mehdi	B2	09 MAY 1986	1	13	1
2	SORANJI Mohammad	B2	06 SEP 1985			
3	JALILVAND Mohsen	B2	14 AUG 1983	1	18	3
5	JALALI Javad	B2	21 SEP 1981			

Coach: BEDGOLI M.

Assistant Coach: EBRAHIMZADEH MOTLA.

MP	Matches Played	Min	Minutes Played	G	Goals Scored	PSC	Penalty Shoot	a.e.t.	After Extra Time
----	----------------	-----	----------------	---	--------------	-----	---------------	--------	------------------

Players names have been truncated by team officials.



MATCH STATISTICS

比赛技术统计

CAN - IRI

9 - 5

Start Time: 17:00

Match No: 6


Referee: SPENCER Clive (GBR)

Referee: GAFNEY Patrick (USA)

CAN - CANADA				Throws			Penalties			Free			Totals					
No.	Name	Ch	Min	G	F	T	G	F	T	G	F	T	G	F	T	PM	OG	BK
3	GAULIN Brendan																	
4	KOZAK Dean		2			3									3			
5	HACHE Bruno		1			2									2			
7	CARON Mario	1	18	5		40	3		4				8		44			16
8	CHRISTY Jeff		20		1	1								1	1			27
9	CHRISTY Rob	1	19	1	8	34			1				1	8	35	1		20
TEAM																		
TEAM TOTALS				6	9	80	3		5				9	9	85	1		63

IRI - IRAN				Throws			Penalties			Free			Totals					
No.	Name	Ch	Min	G	F	T	G	F	T	G	F	T	G	F	T	PM	OG	BK
1	HOSSEINI Rahmatollah	1	9	1	3	15							1	3	15	2		9
2	SORANJI Mohammad																	
3	JALILVAND Mohsen	1	18	2	2	39	1		1				3	2	40	1		17
4	JAHANGIRI Behzad		20															22
5	JALALI Javad																	
6	SAYAHI Seyed Mehdi		13	1	6	25							1	6	25	2		18
TEAM																		
TEAM TOTALS				4	11	79	1		1				5	11	80	5		66

Legend:									
Bk	Blocks	Ch	Change Made	F	Fouls	G	Goals	Min	Minutes Played
No	Shirt Number	OG	Own Goals	PM	Penalties Made	T	Throws		



START LIST

首发名单

Referee: JANSSEN Rudi (BEL)

Referee: DAGENAIS Claude (CAN)

USA - UNITED STATES OF AMERICA

Shirt No.	Name	Sport Class	Date of Birth	Competition Statistics		
				MP	Min	G
2	MERREN Tyler	B2	29 MAY 1984			
6	MICKENS Donte'	B3	19 OCT 1980			
8	DODDS Chris	B2	22 SEP 1983			
3	MUNRO Edward	B3	12 APR 1975			
4	WALKER Daryl	B3	29 DEC 1981			
7	DENUYL Steve	B2	30 SEP 1986			

Coach: PARRIGIN T.

Assistant Coach: LEGE M.


CHN - CHINA

Shirt No.	Name	Sport Class	Date of Birth	Competition Statistics		
				MP	Min	G
1	YAO Yongquan	B2	15 JAN 1987			
2	CAI Changgui	B1	15 APR 1983			
4	CHEN Liangliang	B1	28 SEP 1984			
3	BAO Daolei	B2	17 MAR 1988			
5	YANG Chunhong	B2	24 AUG 1987			
6	DU Jinran	B3	12 MAY 1986			

Coach: ZHANG Y.

Assistant Coach: XIA X.

Legend:	MP	Min	G	PSC	a.e.t.
Matches Played	Minutes Played	Goals Scored	Penalty Shoot	After Extra Time	



MATCH STATISTICS

比赛技术统计

USA - CHN
3 - 13

Match No: 9

Start Time: 20:00

Referee: JANSSEN Rudi (BEL)

Referee: DAGENAIS Claude (CAN)

USA - UNITED STATES OF AMERICA				Throws			Penalties			Free			Totals					
No.	Name	Ch	Min	G	F	T	G	F	T	G	F	T	G	F	T	PM	OG	BK
2	MERREN Tyler	1	15	1	3	29	1		1				2	3	30	4		19
3	MUNRO Edward		5			7									7			3
4	WALKER Daryl																	
6	MICKENS Donte'		20	1	6	29			2				1	6	31			10
7	DENUYL Steve																	
8	DODDS Chris		20			5									5			17
TEAM																		
TEAM TOTALS				2	9	70	1		3				3	9	73	4		49

CHN - CHINA				Throws			Penalties			Free			Totals					
No.	Name	Ch	Min	G	F	T	G	F	T	G	F	T	G	F	T	PM	OG	BK
1	YAO Yongquan		20	2	3	22	2	1	3				4	4	25	1		10
2	CAI Changgui		20	2	1	13			1				2	1	14	1		34
3	BAO Daolei																	
4	CHEN Liangliang	1	18	4	8	37	1		1				5	8	38	2		17
5	YANG Chunhong		2	2		2							2		2			1
6	DU Jinran																	
TEAM																		
TEAM TOTALS				10	12	74	3	1	5				13	13	79	4		62

Legend:									
Bk	Blocks	Ch	Change Made	F	Fouls	G	Goals	Min	Minutes Played
No	Shirt Number	OG	Own Goals	PM	Penalties Made	T	Throws		



START LIST

首发名单

Referee: WESTERHOUT Pieter (NED)

Referee: DAGENAIS Claude (CAN)

CHN - CHINA

Shirt No.	Name	Sport Class	Date of Birth	Competition Statistics		
				MP	Min	G
1	YAO Yongquan	B2	15 JAN 1987	1	20	4
2	CAI Changgui	B1	15 APR 1983	1	20	2
4	CHEN Liangliang	B1	28 SEP 1984	1	18	5
3	BAO Daolei	B2	17 MAR 1988			
5	YANG Chunhong	B2	24 AUG 1987	1	2	2
6	DU Jinran	B3	12 MAY 1986			

Shirts: BLACK
Shorts: BLACK
Socks: WHITE

CHN Played
USA 13-3

Coach: ZHANG Y.

Assistant Coach: XIA X.

SWE - SWEDEN

Shirt No.	Name	Sport Class	Date of Birth	Competition Statistics		
				MP	Min	G
1	SEREMETI Fatmir	B2	10 APR 1983	1	5	
4	HULTQVIST Niklas	B3	27 DEC 1982	1	20	5
5	BJORKSTRAND Jimmy	B3	04 MAY 1979	1	20	3
2	KUUS Oskar	B3	04 OCT 1983	1	15	
3	GAHNE Stefan	B3	15 JAN 1982			
7	AKERBERG Mikael	B3	01 JUL 1982			


Shirts: YELLOW/BLUE
Shorts: BLACK
Socks: YELLOW

SWE Played
BRA 8-6

Coach: BERGKVIST H.

Assistant Coach: HAMMARSTROM J.

Legend:	MP	Matches Played	Min	Minutes Played	G	Goals Scored	PSC	Penalty Shoot	a.e.t.	After Extra Time
---------	----	----------------	-----	----------------	---	--------------	-----	---------------	--------	------------------



MATCH STATISTICS

比赛技术统计

CHN - SWE

13 - 8

Start Time: 10:00

Match No: 12

Referee: WESTERHOUT Pieter (NED)

Referee: DAGENAIS Claude (CAN)

CHN - CHINA				Throws			Penalties			Free			Totals					
No.	Name	Ch	Min	G	F	T	G	F	T	G	F	T	G	F	T	PM	OG	BK
1	YAO Yongquan		20	5		25			2				5		27	1		16
2	CAI Changgui		20	2		7							2		7			18
3	BAO Daolei																	
4	CHEN Liangliang		20	5		28	1		2				6		30	3		12
5	YANG Chunhong																	
6	DU Jinran																	
TEAM																		
TEAM TOTALS				12		60	1		4				13		64	4		46

SWE - SWEDEN				Throws			Penalties			Free			Totals					
No.	Name	Ch	Min	G	F	T	G	F	T	G	F	T	G	F	T	PM	OG	BK
1	SEREMETI Fatmir		20	1	1	20							1	1	20			12
2	KUUS Oskar																	
3	GAHNE Stefan																	
4	HULTQVIST Niklas		20	2	1	23	3		3				5	1	26	3		12
5	BJORKSTRAND Jimmy		20	1		26			1				1		27	1		15
7	AKERBERG Mikael																	
TEAM				1		1							1		1			
TEAM TOTALS				5	2	70	3		4				8	2	74	4		39

Legend:									
Bk	Blocks	Ch	Change Made	F	Fouls	G	Goals	Min	Minutes Played
No	Shirt Number	OG	Own Goals	PM	Penalties Made	T	Throws		



START LIST

首发名单

Referee: JAKIC Nejc (SLO)

Referee: SPENCER Clive (GBR)

USA - UNITED STATES OF AMERICA

Shirt No.	Name	Sport Class	Date of Birth	Competition Statistics		
				MP	Min	G
2	MERREN Tyler	B2	29 MAY 1984	1	15	2
6	MICKENS Donte'	B3	19 OCT 1980	1	20	1
8	DODDS Chris	B2	22 SEP 1983	1	20	
3	MUNRO Edward	B3	12 APR 1975	1	5	
4	WALKER Daryl	B3	29 DEC 1981			
7	DENUYL Steve	B2	30 SEP 1986			

Shirts: BLUE/WHITE/RED
Shorts: BLUE
Socks: WHITE

USA Played
CHN 3-13

Coach: PARRIGIN T.

Assistant Coach: LEGE M.

CAN - CANADA

Shirt No.	Name	Sport Class	Date of Birth	Competition Statistics		
				MP	Min	G
7	CARON Mario	B2	10 AUG 1962	1	18	8
8	CHRISTY Jeff	B2	16 MAY 1970	1	20	
9	CHRISTY Rob	B3	10 JUN 1972	1	19	1
3	GAULIN Brendan	B2	13 JUL 1989			
4	KOZAK Dean	B2	04 APR 1972	1	2	
5	HACHE Bruno	B3	13 JUL 1977	1	1	


Shirts: RED BLACK WHITE
Shorts: BLACK
Socks: WHITE RED OR BLACK

CAN Played
IRI 9-5

Coach: SNOW D.

Assistant Coach: HUZULAK M.

MP	Matches Played	Min	Minutes Played	G	Goals Scored	PSC	Penalty Shoot	a.e.t.	After Extra Time
----	----------------	-----	----------------	---	--------------	-----	---------------	--------	------------------



MATCH STATISTICS

比赛技术统计

USA - CAN
2 - 8

Match No: 16

Start Time: 17:00

Referee: JAKIC Nejc (SLO)

Referee: SPENCER Clive (GBR)

USA - UNITED STATES OF AMERICA				Throws			Penalties			Free			Totals					
No.	Name	Ch	Min	G	F	T	G	F	T	G	F	T	G	F	T	PM	OG	BK
2	MERREN Tyler		20		5	26		1	2					6	28	4		20
3	MUNRO Edward																	
4	WALKER Daryl																	
6	MICKENS Donte'		20	2	7	30		1	1				2	8	31	3		20
7	DENUYL Steve																	
8	DODDS Chris		20			17									17			24
TEAM																		
TEAM TOTALS				2	12	73		2	3				2	14	76	7		64

CAN - CANADA				Throws			Penalties			Free			Totals					
No.	Name	Ch	Min	G	F	T	G	F	T	G	F	T	G	F	T	PM	OG	BK
3	GAULIN Brendan																	
4	KOZAK Dean																	
5	HACHE Bruno																	
7	CARON Mario		20	3	1	32	4		5				7	1	37	2		15
8	CHRISTY Jeff		20		2	10			1					2	11			27
9	CHRISTY Rob		20		4	33	1		1				1	4	34	1		19
TEAM																		
TEAM TOTALS				3	7	75	5		7				8	7	82	3		61

Legend:									
Bk	Blocks	Ch	Change Made	F	Fouls	G	Goals	Min	Minutes Played
No	Shirt Number	OG	Own Goals	PM	Penalties Made	T	Throws		



START LIST

首发名单

Referee: WAREHAM Allan (CAN)

Referee: PARISI Dan (USA)

BRA - BRAZIL

Shirt No.	Name	Sport Class	Date of Birth	Competition Statistics		
				MP	Min	G
1	MARQUES Romario	B2	20 JUL 1989	1	20	2
2	SILVA FILHO Luiz	B1	07 JUL 1979	1	20	3
7	CELENTE Alexsander	B1	21 DEC 1980	1	20	1
3	HOMEM Paulo	B2	01 SEP 1969			
5	COSTA Thiago	B2	19 JAN 1984			
6	FREIRE Legy	B1	27 SEP 1976			

Shirts: YELLOW
Shorts: BLACK
Socks: YELLOW

BRA Played
SWE 6-8

Coach: FREITAS NASCIMENTO.

Assistant Coach: FRANCO JR.

IRI - IRAN

Shirt No.	Name	Sport Class	Date of Birth	Competition Statistics		
				MP	Min	G
3	JALILVAND Mohsen	B2	14 AUG 1983	1	18	3
4	JAHANGIRI Behzad	B2	17 SEP 1984	1	20	
6	SAYAHI Seyed Mehdi	B2	09 MAY 1986	1	13	1
1	HOSSEINI Rahmatollah	B2	23 JUL 1981	1	9	1
2	SORANJI Mohammad	B2	06 SEP 1985			
5	JALALI Javad	B2	21 SEP 1981			

Shirts: RED/WHITE
Shorts: BLACK
Socks: WHITE

IRI Played
CAN 5-9

Coach: BEDGOLI M.

Assistant Coach: EBRAHIMZADEH MOTLA.

MP	Matches Played	Min	Minutes Played	G	Goals Scored	PSC	Penalty Shoot	a.e.t.	After Extra Time
----	----------------	-----	----------------	---	--------------	-----	---------------	--------	------------------



MATCH STATISTICS

比赛技术统计

BRA - IRI

5 - 8

Start Time: 20:00

Match No: 19


Referee: WAREHAM Allan (CAN)

Referee: PARISI Dan (USA)

BRA - BRAZIL				Throws			Penalties			Free			Totals					
No.	Name	Ch	Min	G	F	T	G	F	T	G	F	T	G	F	T	PM	OG	BK
1	MARQUES Romario		20	4	5	32							4	5	32	2		20
2	SILVA FILHO Luiz	1	18		4	26								4	26	2		18
3	HOMEM Paulo																	
5	COSTA Thiago		2			1									1			
6	FREIRE Legy																	
7	CELENTE Aleksander		20			15	1		1				1		16	1		23
TEAM																		
TEAM TOTALS				4	9	74	1		1				5	9	75	5		61

IRI - IRAN				Throws			Penalties			Free			Totals					
No.	Name	Ch	Min	G	F	T	G	F	T	G	F	T	G	F	T	PM	OG	BK
1	HOSSEINI Rahmatollah																	
2	SORANJI Mohammad																	
3	JALILVAND Mohsen		20	5	4	37	2		3				7	4	40	1		15
4	JAHANGIRI Behzad		20		1	5								1	5			27
5	JALALI Javad																	
6	SAYAHI Seyed Mehdi		20		5	33	1		2				1	5	35			18
TEAM																		
TEAM TOTALS				5	10	75	3		5				8	10	80	1		60

Legend:									
Bk	Blocks	Ch	Change Made	F	Fouls	G	Goals	Min	Minutes Played
No	Shirt Number	OG	Own Goals	PM	Penalties Made	T	Throws		



START LIST

首发名单

Referee: PARISI Dan (USA)

Referee: ZANOLIN Aurora (ITA)

CHN - CHINA

Shirt No.	Name	Sport Class	Date of Birth	Competition Statistics		
				MP	Min	G
1	YAO Yongquan	B2	15 JAN 1987	2	40	9
2	CAI Changgui	B1	15 APR 1983	2	40	4
4	CHEN Liangliang	B1	28 SEP 1984	2	38	11
3	BAO Daolei	B2	17 MAR 1988			
5	YANG Chunhong	B2	24 AUG 1987	1	2	2
6	DU Jinran	B3	12 MAY 1986			

Shirts: BLACK
Shorts: BLACK
Socks: WHITE

CHN Played

USA 13-3
SWE 13-8

Coach: ZHANG Y.

Assistant Coach: XIA X.

CAN - CANADA

Shirt No.	Name	Sport Class	Date of Birth	Competition Statistics		
				MP	Min	G
7	CARON Mario	B2	10 AUG 1962	2	38	15
8	CHRISTY Jeff	B2	16 MAY 1970	2	40	
9	CHRISTY Rob	B3	10 JUN 1972	2	39	2
3	GAULIN Brendan	B2	13 JUL 1989			
4	KOZAK Dean	B2	04 APR 1972	1	2	
5	HACHE Bruno	B3	13 JUL 1977	1	1	

Shirts: RED BLACK WHITE
Shorts: BLACK
Socks: WHITE RED OR BLACK


CAN Played

IRI 9-5
USA 8-2

Coach: SNOW D.

Assistant Coach: HUZULAK M.

Legend:	MP	Matches Played	Min	Minutes Played	G	Goals Scored	PSC	Penalty Shoot	a.e.t.	After Extra Time
---------	----	----------------	-----	----------------	---	--------------	-----	---------------	--------	------------------



MATCH STATISTICS

比赛技术统计

CHN - CAN
11 - 2

Match No: 22

Start Time: 10:00

Referee: PARISI Dan (USA)

Referee: ZANOLIN Aurora (ITA)

CHN - CHINA				Throws			Penalties			Free			Totals					
No.	Name	Ch	Min	G	F	T	G	F	T	G	F	T	G	F	T	PM	OG	BK
1	YAO Yongquan	1	16	2	2	20							2	2	20			8
2	CAI Changgui		20	2	3	16	2		2				4	3	18			35
3	BAO Daolei																	
4	CHEN Liangliang	1	15	2	1	22							2	1	22			21
5	YANG Chunhong		5	2		9							2		9	1		2
6	DU Jinran		4	1	1	6							1	1	6	1		3
TEAM																		
TEAM TOTALS				9	7	73	2		2				11	7	75	2		69

CAN - CANADA				Throws			Penalties			Free			Totals					
No.	Name	Ch	Min	G	F	T	G	F	T	G	F	T	G	F	T	PM	OG	BK
3	GAULIN Brendan																	
4	KOZAK Dean		4			5		1	1					1	6			
5	HACHE Bruno		8	1		13							1	1	13	1		5
7	CARON Mario	1	16	1	1	27			1				1	1	28	1		12
8	CHRISTY Jeff		20			10									10			27
9	CHRISTY Rob	1	12		2	18								2	18			14
TEAM																		
TEAM TOTALS				2	3	73		1	2				2	4	75	2		58

Legend:									
Bk	Blocks	Ch	Change Made	F	Fouls	G	Goals	Min	Minutes Played
No	Shirt Number	OG	Own Goals	PM	Penalties Made	T	Throws		



START LIST

首发名单

Referee: BONKE Lena (DEN)

Referee: PARISI Dan (USA)

SWE - SWEDEN

Shirt No.	Name	Sport Class	Date of Birth	Competition Statistics		
				MP	Min	G
2	KUUS Oskar	B3	04 OCT 1983	1	15	
4	HULTQVIST Niklas	B3	27 DEC 1982	2	40	10
5	BJORKSTRAND Jimmy	B3	04 MAY 1979	2	40	4
1	SEREMETI Fatmir	B2	10 APR 1983	2	25	1
3	GAHNE Stefan	B3	15 JAN 1982			
7	AKERBERG Mikael	B3	01 JUL 1982			

Shirts: YELLOW/BLUE
Shorts: BLACK
Socks: YELLOW

SWE Played

BRA 8-6
CHN 8-13

Coach: BERGKVIST H.

Assistant Coach: HAMMARSTROM J.

IRI - IRAN

Shirt No.	Name	Sport Class	Date of Birth	Competition Statistics		
				MP	Min	G
3	JALILVAND Mohsen	B2	14 AUG 1983	2	38	10
4	JAHANGIRI Behzad	B2	17 SEP 1984	2	40	
6	SAYAHY Seyed Mehdi	B2	09 MAY 1986	2	33	2
1	HOSSEINI Rahmatollah	B2	23 JUL 1981	1	9	1
2	SORANJI Mohammad	B2	06 SEP 1985			
5	JALALI Javad	B2	21 SEP 1981			

Shirts: RED/WHITE
Shorts: BLACK
Socks: WHITE


IRI Played

CAN 5-9
BRA 8-5

Coach: BEDGOLI M.

Assistant Coach: EBRAHIMZADEH MOTLA.

MP	Matches Played	Min	Minutes Played	G	Goals Scored	PSC	Penalty Shoot	a.e.t.	After Extra Time
----	----------------	-----	----------------	---	--------------	-----	---------------	--------	------------------



MATCH STATISTICS

比赛技术统计

SWE - IRI

10 - 5

Start Time: 17:00

Match No: 26


Referee: BONKE Lena (DEN)

Referee: PARISI Dan (USA)

SWE - SWEDEN				Throws			Penalties			Free			Totals					
No.	Name	Ch	Min	G	F	T	G	F	T	G	F	T	G	F	T	PM	OG	BK
1	SEREMETI Fatmir	1	5		2	9								2	9	2		5
2	KUUS Oskar		20		1	6								1	6			20
3	GAHNE Stefan																	
4	HULTQVIST Niklas	1	15	4	1	29	2		4				6	1	33			18
5	BJORKSTRAND Jimmy		20	2	5	34	2	1	4				4	6	38	1		25
7	AKERBERG Mikael																	
TEAM																1		
TEAM TOTALS				6	9	78	4	1	8				10	10	86	4		68

IRI - IRAN				Throws			Penalties			Free			Totals					
No.	Name	Ch	Min	G	F	T	G	F	T	G	F	T	G	F	T	PM	OG	BK
1	HOSSEINI Rahmatollah		6		1	10	1		1				1	1	11	1		6
2	SORANJI Mohammad		1			2									2			
3	JALILVAND Mohsen		20	2	1	35	2		3				4	1	38	3		15
4	JAHANGIRI Behzad	1	19		3	7								3	7			33
5	JALALI Javad																	
6	SAYAHI Seyed Mehdi	1	14		3	23								3	23	4		12
TEAM																		
TEAM TOTALS				2	8	77	3		4				5	8	81	8		66

Legend:									
Bk	Blocks	Ch	Change Made	F	Fouls	G	Goals	Min	Minutes Played
No	Shirt Number	OG	Own Goals	PM	Penalties Made	T	Throws		



START LIST

首发名单

Referee: SIVERTSEN Sivert (SWE)

Referee: DAENTLER Christl (GER)

BRA - BRAZIL

Shirt No.	Name	Sport Class	Date of Birth	Competition Statistics		
				MP	Min	G
1	MARQUES Romario	B2	20 JUL 1989	2	40	6
2	SILVA FILHO Luiz	B1	07 JUL 1979	2	38	3
7	CELENTE Aleksander	B1	21 DEC 1980	2	40	2
3	HOMEM Paulo	B2	01 SEP 1969			
5	COSTA Thiago	B2	19 JAN 1984	1	2	
6	FREIRE Legy	B1	27 SEP 1976			

Shirts: BLUE
Shorts: BLACK
Socks: BLUE

BRA Played

SWE 6-8
IRI 5-8

Coach: FREITAS NASCIMENTO.

Assistant Coach: FRANCO JR.

USA - UNITED STATES OF AMERICA

Shirt No.	Name	Sport Class	Date of Birth	Competition Statistics		
				MP	Min	G
2	MERREN Tyler	B2	29 MAY 1984	2	35	2
6	MICKENS Donte'	B3	19 OCT 1980	2	40	3
8	DODDS Chris	B2	22 SEP 1983	2	40	
3	MUNRO Edward	B3	12 APR 1975	1	5	
4	WALKER Daryl	B3	29 DEC 1981			
7	DENUYL Steve	B2	30 SEP 1986			

Shirts: WHITE/RED/BLUE
Shorts: BLUE
Socks: WHITE


USA Played

CHN 3-13
CAN 2-8

Coach: PARRIGIN T.

Assistant Coach: LEGE M.

Legend:	MP	Matches Played	Min	Minutes Played	G	Goals Scored	PSC	Penalty Shoot	a.e.t.	After Extra Time
---------	----	----------------	-----	----------------	---	--------------	-----	---------------	--------	------------------



MATCH STATISTICS

比赛技术统计

BRA - USA

4 - 6

Start Time: 20:00

Match No: 29

Referee: SIVERTSEN Sivert (SWE)

Referee: DAENTLER Christl (GER)

BRA - BRAZIL				Throws			Penalties			Free			Totals					
No.	Name	Ch	Min	G	F	T	G	F	T	G	F	T	G	F	T	PM	OG	BK
1	MARQUES Romario		20	1	2	30	1		1				2	2	31			27
2	SILVA FILHO Luiz		20		1	27	2		2				2	1	29	3		21
3	HOMEM Paulo																	
5	COSTA Thiago																	
6	FREIRE Legy																	
7	CELENTE Alexsander		20		3	20								3	20			17
TEAM																		
TEAM TOTALS				1	6	77	3		3				4	6	80	3		65

USA - UNITED STATES OF AMERICA				Throws			Penalties			Free			Totals					
No.	Name	Ch	Min	G	F	T	G	F	T	G	F	T	G	F	T	PM	OG	BK
2	MERREN Tyler		20	3	4	36	1		2				4	4	38			15
3	MUNRO Edward		4			5									5			1
4	WALKER Daryl																	
6	MICKENS Donte'	1	16	2	3	26							2	3	26	2		13
7	DENUYL Steve																	
8	DODDS Chris		20		1	9			1					1	10	1		41
TEAM																		
TEAM TOTALS				5	8	76	1		3				6	8	79	3		70

Legend:									
Bk	Blocks	Ch	Change Made	F	Fouls	G	Goals	Min	Minutes Played
No	Shirt Number	OG	Own Goals	PM	Penalties Made	T	Throws		



START LIST

首发名单

Referee: JAKIC Nejc (SLO)

Referee: BENKO Balint (HUN)

IRI - IRAN

Shirt No.	Name	Sport Class	Date of Birth	Competition Statistics		
				MP	Min	G
3	JALILVAND Mohsen	B2	14 AUG 1983	3	58	14
4	JAHANGIRI Behzad	B2	17 SEP 1984	3	59	
6	SAYAHY Seyed Mehdi	B2	09 MAY 1986	3	47	2
1	HOSSEINI Rahmatollah	B2	23 JUL 1981	2	15	2
2	SORANJI Mohammad	B2	06 SEP 1985	1	1	
5	JALALI Javad	B2	21 SEP 1981			

Shirts: RED/WHITE
Shorts: BLACK
Socks: WHITE

IRI	Played
CAN	5-9
BRA	8-5
SWE	5-10

Coach: BEDGOLI M.

Assistant Coach: EBRAHIMZADEH MOTLA.

USA - UNITED STATES OF AMERICA

Shirt No.	Name	Sport Class	Date of Birth	Competition Statistics		
				MP	Min	G
2	MERREN Tyler	B2	29 MAY 1984	3	55	6
6	MICKENS Donte'	B3	19 OCT 1980	3	56	5
8	DODDS Chris	B2	22 SEP 1983	3	60	
3	MUNRO Edward	B3	12 APR 1975	2	9	
4	WALKER Daryl	B3	29 DEC 1981			
7	DENUYL Steve	B2	30 SEP 1986			


Shirts: RED/WHITE/BLUE
Shorts: BLUE
Socks: WHITE

USA	Played
CHN	3-13
CAN	2-8
BRA	6-4

Coach: PARRIGIN T.

Assistant Coach: LEGE M.

Legend:	MP	Matches Played	Min	Minutes Played	G	Goals Scored	PSC	Penalty Shoot	a.e.t.	After Extra Time
---------	----	----------------	-----	----------------	---	--------------	-----	---------------	--------	------------------



MATCH STATISTICS

比赛技术统计

IRI - USA

3 - 4

Match No: 32

Start Time: 10:00


Referee: JAKIC Nejc (SLO)

Referee: BENKO Balint (HUN)

IRI - IRAN				Throws			Penalties			Free			Totals					
No.	Name	Ch	Min	G	F	T	G	F	T	G	F	T	G	F	T	PM	OG	BK
1	HOSSEINI Rahmatollah																	1
2	SORANJI Mohammad																	
3	JALILVAND Mohsen		20	2	6	36	1		2				3	6	38	1		22
4	JAHANGIRI Behzad		20		1	2								1	2			17
5	JALALI Javad		1			1									1			
6	SAYAHI Seyed Mehdi	1	19		8	32								8	32	1		22
TEAM																	1	
TEAM TOTALS				2	15	71	1		2				3	15	73	3		62

USA - UNITED STATES OF AMERICA				Throws			Penalties			Free			Totals					
No.	Name	Ch	Min	G	F	T	G	F	T	G	F	T	G	F	T	PM	OG	BK
2	MERREN Tyler		20	2	5	37	1	1	3				3	6	40	1		26
3	MUNRO Edward		16		2	14								2	14			10
4	WALKER Daryl																	
6	MICKENS Donte'	1	4		1	8								1	8	1		2
7	DENUYL Steve																	
8	DODDS Chris		20	1		14							1		14			14
TEAM																		
TEAM TOTALS				3	8	73	1	1	3				4	9	76	2		52

Legend:									
Bk	Blocks	Ch	Change Made	F	Fouls	G	Goals	Min	Minutes Played
No	Shirt Number	OG	Own Goals	PM	Penalties Made	T	Throws		



START LIST

首发名单

Referee: FRAS Patricia (SLO)

Referee: SPENCER Clive (GBR)

CHN - CHINA

Shirt No.	Name	Sport Class	Date of Birth	Competition Statistics		
				MP	Min	G
1	YAO Yongquan	B2	15 JAN 1987	3	56	11
2	CAI Changgui	B1	15 APR 1983	3	60	8
5	YANG Chunhong	B2	24 AUG 1987	2	7	4
3	BAO Daolei	B2	17 MAR 1988			
6	DU Jinran	B3	12 MAY 1986	1	4	1

Shirts: BLACK
Shorts: BLACK
Socks: WHITE

CHN Played

USA 13-3
SWE 13-8
CAN 11-2

Coach: ZHANG Y.

Assistant Coach: XIA X.

BRA - BRAZIL

Shirt No.	Name	Sport Class	Date of Birth	Competition Statistics		
				MP	Min	G
1	MARQUES Romario	B2	20 JUL 1989	3	60	8
2	SILVA FILHO Luiz	B1	07 JUL 1979	3	58	5
7	CELENTE Aleksander	B1	21 DEC 1980	3	60	2
3	HOMEM Paulo	B2	01 SEP 1969			
5	COSTA Thiago	B2	19 JAN 1984	1	2	
6	FREIRE Legy	B1	27 SEP 1976			

Shirts: BLUE
Shorts: BLACK
Socks: BLUE

BRA Played

SWE 6-8
IRI 5-8
USA 4-6

Coach: FREITAS NASCIMENTO.

Assistant Coach: FRANCO JR.

MP	Matches Played	Min	Minutes Played	G	Goals Scored	PSC	Penalty Shoot	a.e.t.	After Extra Time
----	----------------	-----	----------------	---	--------------	-----	---------------	--------	------------------



MATCH STATISTICS

比赛技术统计

CHN - BRA

14 - 4

Start Time: 17:00

Match No: 36

Referee: FRAS Patricia (SLO)

Referee: SPENCER Clive (GBR)

CHN - CHINA				Throws			Penalties			Free			Totals					
No.	Name	Ch	Min	G	F	T	G	F	T	G	F	T	G	F	T	PM	OG	BK
1	YAO Yongquan	1	10	3	1	14	2		3				5	1	17	2		9
2	CAI Changgui	1	10	1	2	8							1	2	8			12
3	BAO Daolei		4	1	1	5	1		1				2	1	6	1		6
5	YANG Chunhong		14	4		22			1				4		23	1		18
6	DU Jinran		4			3	1		2				1		5			
TEAM																		
TEAM TOTALS				9	4	52	4		7				13	4	59	4		45

BRA - BRAZIL				Throws			Penalties			Free			Totals					
No.	Name	Ch	Min	G	F	T	G	F	T	G	F	T	G	F	T	PM	OG	BK
1	MARQUES Romario		14		4	21			1					4	22	2	1	9
2	SILVA FILHO Luiz	1	12		3	14	1		2				1	3	16	5		18
3	HOMEM Paulo																	
5	COSTA Thiago		2			2									2			1
6	FREIRE Legy																	
7	CELENTE Alexsander		14	2		14	1		1				3		15			14
TEAM																		
TEAM TOTALS				2	7	51	2		4				4	7	55	7	1	42

Legend:									
Bk	Blocks	Ch	Change Made	F	Fouls	G	Goals	Min	Minutes Played
No	Shirt Number	OG	Own Goals	PM	Penalties Made	T	Throws		



START LIST

首发名单

Referee: LOUND Keith (GBR)

Referee: GAFNEY Patrick (USA)

CAN - CANADA

Shirt No.	Name	Sport Class	Date of Birth	Competition Statistics		
				MP	Min	G
7	CARON Mario	B2	10 AUG 1962	3	54	16
8	CHRISTY Jeff	B2	16 MAY 1970	3	60	
9	CHRISTY Rob	B3	10 JUN 1972	3	51	2
3	GAULIN Brendan	B2	13 JUL 1989			
4	KOZAK Dean	B2	04 APR 1972	2	6	
5	HACHE Bruno	B3	13 JUL 1977	2	9	1

Shirts: RED BLACK WHITE
Shorts: BLACK
Socks: WHITE RED OR BLACK

CAN Played

IRI 9-5
USA 8-2
CHN 2-11

Coach: SNOW D.

Assistant Coach: HUZULAK M.

SWE - SWEDEN

Shirt No.	Name	Sport Class	Date of Birth	Competition Statistics		
				MP	Min	G
2	KUUS Oskar	B3	04 OCT 1983	2	35	
4	HULTQVIST Niklas	B3	27 DEC 1982	3	55	16
5	BJORKSTRAND Jimmy	B3	04 MAY 1979	3	60	8
1	SEREMETI Fatmir	B2	10 APR 1983	3	30	1
3	GAHNE Stefan	B3	15 JAN 1982			
7	AKERBERG Mikael	B3	01 JUL 1982			

Shirts: BLUE/WHITE
Shorts: BLACK
Socks: BLUE


SWE Played

BRA 8-6
CHN 8-13
IRI 10-5

Coach: BERGKVIST H.

Assistant Coach: HAMMARSTROM J.

MP	Matches Played	Min	Minutes Played	G	Goals Scored	PSC	Penalty Shoot	a.e.t.	After Extra Time
----	----------------	-----	----------------	---	--------------	-----	---------------	--------	------------------



MATCH STATISTICS

比赛技术统计

CAN - SWE
5 - 6

Match No: 39

Start Time: 20:00


Referee: LOUND Keith (GBR)

Referee: GAFNEY Patrick (USA)

CAN - CANADA				Throws			Penalties			Free			Totals					
No.	Name	Ch	Min	G	F	T	G	F	T	G	F	T	G	F	T	PM	OG	BK
3	GAULIN Brendan																	
4	KOZAK Dean																	
5	HACHE Bruno																	
7	CARON Mario		20	1	1	38	3		4				4	1	42			10
8	CHRISTY Jeff		20		2	6								2	6			37
9	CHRISTY Rob		20	1	3	33							1	3	33			15
TEAM																		
TEAM TOTALS				2	6	77	3		4				5	6	81			62

SWE - SWEDEN				Throws			Penalties			Free			Totals					
No.	Name	Ch	Min	G	F	T	G	F	T	G	F	T	G	F	T	PM	OG	BK
1	SEREMETI Fatmir																	
2	KUUS Oskar		20		2	3								2	3			38
3	GAHNE Stefan																	
4	HULTQVIST Niklas		20	5	2	37							5	2	37	2		11
5	BJORKSTRAND Jimmy		20	1	7	38							1	7	38	1		20
7	AKERBERG Mikael																	
TEAM																	1	
TEAM TOTALS				6	11	78							6	11	78	4		69

Legend:									
Bk	Blocks	Ch	Change Made	F	Fouls	G	Goals	Min	Minutes Played
No	Shirt Number	OG	Own Goals	PM	Penalties Made	T	Throws		



START LIST

首发名单

Referee: JAKIC Nejc (SLO)

Referee: PARISI Dan (USA)

CAN - CANADA

Shirt No.	Name	Sport Class	Date of Birth	Competition Statistics		
				MP	Min	G
7	CARON Mario	B2	10 AUG 1962	4	74	20
8	CHRISTY Jeff	B2	16 MAY 1970	4	80	
9	CHRISTY Rob	B3	10 JUN 1972	4	71	3
3	GAULIN Brendan	B2	13 JUL 1989			
4	KOZAK Dean	B2	04 APR 1972	2	6	
5	HACHE Bruno	B3	13 JUL 1977	2	9	1

Shirts: RED BLACK WHITE
Shorts: BLACK
Socks: RED

CAN Played

IRI 9-5
USA 8-2
CHN 2-11
SWE 5-6

Coach: SNOW D.

Assistant Coach: HUZULAK M.

BRA - BRAZIL

Shirt No.	Name	Sport Class	Date of Birth	Competition Statistics		
				MP	Min	G
1	MARQUES Romario	B2	20 JUL 1989	4	74	8
2	SILVA FILHO Luiz	B1	07 JUL 1979	4	70	6
7	CELENTE Aleksander	B1	21 DEC 1980	4	74	5
3	HOMEM Paulo	B2	01 SEP 1969			
5	COSTA Thiago	B2	19 JAN 1984	2	4	
6	FREIRE Legy	B1	27 SEP 1976			

Shirts: YELLOW
Shorts: BLACK
Socks: YELLOW


BRA Played

SWE 6-8
IRI 5-8
USA 4-6
CHN 4-14

Coach: FREITAS NASCIMENTO.

Assistant Coach: FRANCO JR.

MP	Matches Played	Min	Minutes Played	G	Goals Scored	PSC	Penalty Shoot	a.e.t.	After Extra Time
----	----------------	-----	----------------	---	--------------	-----	---------------	--------	------------------



MATCH STATISTICS

比赛技术统计

CAN - BRA
3 - 6

Match No: 42

Start Time: 10:00

Referee: JAKIC Nejc (SLO)

Referee: PARISI Dan (USA)

CAN - CANADA				Throws			Penalties			Free			Totals					
No.	Name	Ch	Min	G	F	T	G	F	T	G	F	T	G	F	T	PM	OG	BK
3	GAULIN Brendan																	
4	KOZAK Dean																	
5	HACHE Bruno		6		2	8								2	8			5
7	CARON Mario		20	2	1	37	1		1				3	1	38	2		7
8	CHRISTY Jeff		20			9									9			35
9	CHRISTY Rob	1	14		3	19								3	19			16
TEAM																1		
TEAM TOTALS				2	6	73	1		1				3	6	74	3		63

BRA - BRAZIL				Throws			Penalties			Free			Totals					
No.	Name	Ch	Min	G	F	T	G	F	T	G	F	T	G	F	T	PM	OG	BK
1	MARQUES Romario		20	2	3	27							2	3	27	1		20
2	SILVA FILHO Luiz		20		1	23	1		1				1	1	24			16
3	HOMEM Paulo																	
5	COSTA Thiago																	
6	FREIRE Legy																	
7	CELENTE Alexsander		20	2	2	23	1	1	2				3	3	25			30
TEAM																		
TEAM TOTALS				4	6	73	2	1	3				6	7	76	1		66

Legend:									
Bk	Blocks	Ch	Change Made	F	Fouls	G	Goals	Min	Minutes Played
No	Shirt Number	OG	Own Goals	PM	Penalties Made	T	Throws		



START LIST

首发名单

Referee: DAENTLER Christl (GER)

Referee: WAREHAM Allan (CAN)

SWE - SWEDEN

Shirt No.	Name	Sport Class	Date of Birth	Competition Statistics		
				MP	Min	G
1	SEREMETI Fatmir	B2	10 APR 1983	3	30	1
4	HULTQVIST Niklas	B3	27 DEC 1982	4	75	21
5	BJORKSTRAND Jimmy	B3	04 MAY 1979	4	80	9
2	KUUS Oskar	B3	04 OCT 1983	3	55	
3	GAHNE Stefan	B3	15 JAN 1982			
7	AKERBERG Mikael	B3	01 JUL 1982			

Shirts: YELLOW/BLUE
Shorts: BLACK
Socks: YELLOW

SWE Played

BRA 8-6
CHN 8-13
IRI 10-5
CAN 6-5

Coach: BERGKVIST H.

Assistant Coach: HAMMARSTROM J.

USA - UNITED STATES OF AMERICA

Shirt No.	Name	Sport Class	Date of Birth	Competition Statistics		
				MP	Min	G
2	MERREN Tyler	B2	29 MAY 1984	4	75	9
6	MICKENS Donte'	B3	19 OCT 1980	4	60	5
8	DODDS Chris	B2	22 SEP 1983	4	80	1
3	MUNRO Edward	B3	12 APR 1975	3	25	
4	WALKER Daryl	B3	29 DEC 1981			
7	DENUYL Steve	B2	30 SEP 1986			

Shirts: BLUE/WHITE/RED
Shorts: BLUE
Socks: WHITE

USA Played

CHN 3-13
CAN 2-8
BRA 6-4
IRI 4-3

Coach: PARRIGIN T.

Assistant Coach: LEGE M.

MP	Matches Played	Min	Minutes Played	G	Goals Scored	PSC	Penalty Shoot	a.e.t.	After Extra Time
----	----------------	-----	----------------	---	--------------	-----	---------------	--------	------------------



MATCH STATISTICS

比赛技术统计

SWE - USA
9 - 1

Match No: 46

Start Time: 17:00


Referee: DAENTLER Christl (GER)

Referee: WAREHAM Allan (CAN)

SWE - SWEDEN				Throws			Penalties			Free			Totals			PM	OG	BK
No.	Name	Ch	Min	G	F	T	G	F	T	G	F	T	G	F	T	PM	OG	BK
1	SEREMETI Fatmir		20		9	21	1		1				1	9	22			20
2	KUUS Oskar																	
3	GAHNE Stefan																	
4	HULTQVIST Niklas	2	12	2		16		1	2				2	1	18	2		15
5	BJORKSTRAND Jimmy		20	1	1	30	5		5				6	1	35			21
7	AKERBERG Mikael	1	8		1	9								1	9			7
TEAM																		
TEAM TOTALS				3	11	76	6	1	8				9	12	84	2		63

USA - UNITED STATES OF AMERICA				Throws			Penalties			Free			Totals			PM	OG	BK
No.	Name	Ch	Min	G	F	T	G	F	T	G	F	T	G	F	T	PM	OG	BK
2	MERREN Tyler	1	10		3	18		1	1					4	19	1		7
3	MUNRO Edward		10		1	6			1					1	7			8
4	WALKER Daryl		10			16									16	1		8
6	MICKENS Donte'	1	10		3	15								3	15	3		10
7	DENUYL Steve		10	1	3	17							1	3	17	3		13
8	DODDS Chris	1	10		2	4								2	4			17
TEAM																		
TEAM TOTALS				1	12	76		1	2				1	13	78	8		63

Legend:									
Bk	Blocks	Ch	Change Made	F	Fouls	G	Goals	Min	Minutes Played
No	Shirt Number	OG	Own Goals	PM	Penalties Made	T	Throws		



START LIST

首发名单

Referee: WAREHAM Allan (CAN)

Referee: DAENTLER Christl (GER)

IRI - IRAN

Shirt No.	Name	Sport Class	Date of Birth	Competition Statistics		
				MP	Min	G
3	JALILVAND Mohsen	B2	14 AUG 1983	4	78	17
4	JAHANGIRI Behzad	B2	17 SEP 1984	4	79	
5	JALALI Javad	B2	21 SEP 1981	1	1	
1	HOSSEINI Rahmatollah	B2	23 JUL 1981	2	15	2
2	SORANJI Mohammad	B2	06 SEP 1985	1	1	
6	SAYAHI Seyed Mehdi	B2	09 MAY 1986	4	66	2

Shirts: RED/WHITE
Shorts: BLACK
Socks: WHITE

IRI	Played
CAN	5-9
BRA	8-5
SWE	5-10
USA	3-4

Coach: BEDGOLI M.

Assistant Coach: EBRAHIMZADEH MOTLA.

CHN - CHINA

Shirt No.	Name	Sport Class	Date of Birth	Competition Statistics		
				MP	Min	G
1	YAO Yongquan	B2	15 JAN 1987	4	66	16
2	CAI Changgui	B1	15 APR 1983	4	70	9
5	YANG Chunhong	B2	24 AUG 1987	3	21	8
3	BAO Daolei	B2	17 MAR 1988	1	4	2
6	DU Jinran	B3	12 MAY 1986	2	8	2


Shirts: BLACK
Shorts: BLACK
Socks: WHITE

CHN	Played
USA	13-3
SWE	13-8
CAN	11-2
BRA	14-4

Coach: ZHANG Y.

Assistant Coach: XIA X.

Legend:	MP	Matches Played	Min	Minutes Played	G	Goals Scored	PSC	Penalty Shoot	a.e.t.	After Extra Time
---------	----	----------------	-----	----------------	---	--------------	-----	---------------	--------	------------------



MATCH STATISTICS

比赛技术统计

IRI - CHN

8 - 6

Match No: 49

Start Time: 20:00

Referee: WAREHAM Allan (CAN)

Referee: DAENTLER Christl (GER)

IRI - IRAN				Throws			Penalties			Free			Totals					
No.	Name	Ch	Min	G	F	T	G	F	T	G	F	T	G	F	T	PM	OG	BK
1	HOSSEINI Rahmatollah																	
2	SORANJI Mohammad																	
3	JALILVAND Mohsen		20	2	2	37	3		4				5	2	41	2		14
4	JAHANGIRI Behzad		20		1	9								1	9			32
5	JALALI Javad	1	10	1	2	15		1	1				1	3	16	4		11
6	SAYAHI Seyed Mehdi		10	1	3	20	1		1				2	3	21	1		16
TEAM																		
TEAM TOTALS				4	8	81	4	1	6				8	9	87	7		73

CHN - CHINA				Throws			Penalties			Free			Totals					
No.	Name	Ch	Min	G	F	T	G	F	T	G	F	T	G	F	T	PM	OG	BK
1	YAO Yongquan	1	10	1	1	12	1	1	2				2	2	14	2		9
2	CAI Changgui	1	14	1		14	2		3				3		17			14
3	BAO Daolei		10		2	7			1					2	8	2		19
5	YANG Chunhong	1	12			23									23	2		12
6	DU Jinran		14	1	3	23			1				1	3	24	2		16
TEAM																		
TEAM TOTALS				3	6	79	3	1	7				6	7	86	8		70


Legend:									
Bk	Blocks	Ch	Change Made	F	Fouls	G	Goals	Min	Minutes Played
No	Shirt Number	OG	Own Goals	PM	Penalties Made	T	Throws		



COMPETITION SCHEDULE As of 4 SEP 2008

竞赛日程


Date	Start Time	Match No.	Match	Phase	Venue
SUN 07 SEP	11:00	3	CHN - BRA	Group A	BIT Gymnasium
	13:00	5	CAN - SWE	Group A	BIT Gymnasium
	18:00	7	USA - JPN	Group A	BIT Gymnasium
	21:00	10	DEN - GER	Group A	BIT Gymnasium
MON 08 SEP	11:00	13	USA - DEN	Group A	BIT Gymnasium
	13:00	15	CHN - GER	Group A	BIT Gymnasium
	18:00	17	BRA - CAN	Group A	BIT Gymnasium
	21:00	20	SWE - JPN	Group A	BIT Gymnasium
TUE 09 SEP	11:00	23	CAN - JPN	Group A	BIT Gymnasium
	13:00	25	BRA - GER	Group A	BIT Gymnasium
	18:00	27	SWE - DEN	Group A	BIT Gymnasium
	21:00	30	CHN - USA	Group A	BIT Gymnasium
WED 10 SEP	11:00	33	GER - CAN	Group A	BIT Gymnasium
	13:00	35	JPN - DEN	Group A	BIT Gymnasium
	18:00	37	SWE - CHN	Group A	BIT Gymnasium
	21:00	40	BRA - USA	Group A	BIT Gymnasium
THU 11 SEP	11:00	43	JPN - CHN	Group A	BIT Gymnasium
	13:00	45	BRA - SWE	Group A	BIT Gymnasium
	18:00	47	GER - USA	Group A	BIT Gymnasium
	21:00	50	CAN - DEN	Group A	BIT Gymnasium
FRI 12 SEP	13:00	55	USA - CAN	Group A	BIT Gymnasium
	17:00	56	DEN - CHN	Group A	BIT Gymnasium
	18:00	57	JPN - BRA	Group A	BIT Gymnasium
	19:00	58	GER - SWE	Group A	BIT Gymnasium
SAT 13 SEP	09:00	61	DEN - BRA	Group A	BIT Gymnasium
	10:00	62	GER - JPN	Group A	BIT Gymnasium
	11:00	63	USA - SWE	Group A	BIT Gymnasium
	12:00	64	CAN - CHN	Group A	BIT Gymnasium
SUN 14 SEP	09:00	69	2nd of Group A - 3rd of Group A	Semifinal	BIT Gymnasium
	10:00	70	1st of Group A - 4th of Group A	Semifinal	BIT Gymnasium
	17:00	73	L Match 69 - L Match 70	Bronze	BIT Gymnasium
	19:00	75	W Match 69 - W Match 70	Gold	BIT Gymnasium



COMPETITION SCHEDULE As of 14 SEP 2008

竞赛日程

Date	Start Time	Match No.	Match	Phase	Venue
SUN 07 SEP	11:00	3	CHN - BRA	Group A	BIT Gymnasium
	13:00	5	CAN - SWE	Group A	BIT Gymnasium
	18:00	7	USA - JPN	Group A	BIT Gymnasium
	21:00	10	DEN - GER	Group A	BIT Gymnasium
MON 08 SEP	11:00	13	USA - DEN	Group A	BIT Gymnasium
	13:00	15	CHN - GER	Group A	BIT Gymnasium
	18:00	17	BRA - CAN	Group A	BIT Gymnasium
	21:00	20	SWE - JPN	Group A	BIT Gymnasium
TUE 09 SEP	11:00	23	CAN - JPN	Group A	BIT Gymnasium
	13:00	25	BRA - GER	Group A	BIT Gymnasium
	18:00	27	SWE - DEN	Group A	BIT Gymnasium
	21:00	30	CHN - USA	Group A	BIT Gymnasium
WED 10 SEP	11:00	33	GER - CAN	Group A	BIT Gymnasium
	13:00	35	JPN - DEN	Group A	BIT Gymnasium
	18:00	37	SWE - CHN	Group A	BIT Gymnasium
	21:00	40	BRA - USA	Group A	BIT Gymnasium
THU 11 SEP	11:00	43	JPN - CHN	Group A	BIT Gymnasium
	13:00	45	BRA - SWE	Group A	BIT Gymnasium
	18:00	47	GER - USA	Group A	BIT Gymnasium
	21:00	50	CAN - DEN	Group A	BIT Gymnasium
FRI 12 SEP	13:00	55	USA - CAN	Group A	BIT Gymnasium
	17:00	56	DEN - CHN	Group A	BIT Gymnasium
	18:00	57	JPN - BRA	Group A	BIT Gymnasium
	19:00	58	GER - SWE	Group A	BIT Gymnasium
SAT 13 SEP	09:00	61	DEN - BRA	Group A	BIT Gymnasium
	10:00	62	GER - JPN	Group A	BIT Gymnasium
	11:00	63	USA - SWE	Group A	BIT Gymnasium
	12:00	64	CAN - CHN	Group A	BIT Gymnasium
SUN 14 SEP	09:00	69	USA - DEN	Semifinal	BIT Gymnasium
	10:00	70	CHN - SWE	Semifinal	BIT Gymnasium
	17:00	73	DEN - SWE	Bronze	BIT Gymnasium
	19:00	75	USA - CHN	Gold	BIT Gymnasium



COMPETITION SUMMARY

竞赛总结—女子

Rk	Group A								Matches				Goals			Pts	
	DEN	CHN	USA	CAN	SWE	BRA	JPN	GER	Play	Won	Drawn	Lost	For	Agst	Diff		
1	DEN		12 SEP	8 SEP	11 SEP	9 SEP	13 SEP	10 SEP	4 - 1 (2 - 0)	1	1	0	0	4	1	3	3
2	CHN	12 SEP		9 SEP	13 SEP	10 SEP	5 - 3 (3 - 2)	11 SEP	8 SEP	1	1	0	0	5	3	2	3
3	USA	8 SEP	9 SEP		12 SEP	13 SEP	10 SEP	2 - 0 (0 - 0)	11 SEP	1	1	0	0	2	0	2	3
4	CAN	11 SEP	13 SEP	12 SEP		3 - 3 (1 - 2)	8 SEP	9 SEP	10 SEP	1	0	1	0	3	3	0	1
4	SWE	9 SEP	10 SEP	13 SEP	3 - 3 (2 - 1)		11 SEP	8 SEP	12 SEP	1	0	1	0	3	3	0	1
6	BRA	13 SEP	3 - 5 (2 - 3)	10 SEP	8 SEP	11 SEP		12 SEP	9 SEP	1	0	0	1	3	5	-2	0
7	JPN	10 SEP	11 SEP	0 - 2 (0 - 0)	9 SEP	8 SEP	12 SEP		13 SEP	1	0	0	1	0	2	-2	0
8	GER	1 - 4 (0 - 2)	8 SEP	11 SEP	10 SEP	12 SEP	9 SEP	13 SEP		1	0	0	1	1	4	-3	0

Semifinals

Gold Match

2nd Rank Group A

Match 69
SUN 14 SEP

3rd Rank Group A

1st Rank Group A

Match 70
SUN 14 SEP

4th Rank Group A

Winner - Match 69

Match 75
SUN 14 SEP

Winner - Match 70

Winner - Gold
Loser - Silver

Bronze Match

Loser - Match 69

Match 73
SUN 14 SEP
Loser - Match 70

Winner - Bronze
Loser - 4th place

Legend:	Agst	Against	Diff	Difference	Pts	Points	Rk	Rank
---------	------	---------	------	------------	-----	--------	----	------



COMPETITION SUMMARY

竞赛总结—女子

Group A									Matches				Goals			Pts	
Rk	CHN	USA	SWE	DEN	BRA	CAN	JPN	GER	Play	Won	Drawn	Lost	For	Agst	Diff		
1	CHN		9 SEP	10 SEP	12 SEP	5 - 3 (3 - 2)	13 SEP	11 SEP	3 - 0 (3 - 0)	2	2	0	0	8	3	5	6
2	USA	9 SEP		13 SEP	2 - 0 (1 - 0)	10 SEP	12 SEP	2 - 0 (0 - 0)	11 SEP	2	2	0	0	4	0	4	6
3	SWE	10 SEP	13 SEP		9 SEP	11 SEP	3 - 3 (2 - 1)	4 - 1 (2 - 0)	12 SEP	2	1	1	0	7	4	3	4
4	DEN	12 SEP	0 - 2 (0 - 1)	9 SEP		13 SEP	11 SEP	10 SEP	4 - 1 (2 - 0)	2	1	0	1	4	3	1	3
5	BRA	3 - 5 (2 - 3)	10 SEP	11 SEP	13 SEP		6 - 5 (5 - 4)	12 SEP	9 SEP	2	1	0	1	9	10	-1	3
6	CAN	13 SEP	12 SEP	3 - 3 (1 - 2)	11 SEP	5 - 6 (4 - 5)		9 SEP	10 SEP	2	0	1	1	8	9	-1	1
7	JPN	11 SEP	0 - 2 (0 - 0)	1 - 4 (0 - 2)	10 SEP	12 SEP	9 SEP		13 SEP	2	0	0	2	1	6	-5	0
8	GER	0 - 3 (0 - 3)	11 SEP	12 SEP	1 - 4 (0 - 2)	9 SEP	10 SEP	13 SEP		2	0	0	2	1	7	-6	0

Semifinals

Gold Match

2nd Rank Group A

Match 69
SUN 14 SEP

3rd Rank Group A

1st Rank Group A

Match 70
SUN 14 SEP

4th Rank Group A

Winner - Match 69

Match 75
SUN 14 SEP

Winner - Gold
Loser - Silver

Winner - Match 70

Bronze Match

Loser - Match 69

Match 73
SUN 14 SEP
Loser - Match 70

Winner - Bronze
Loser - 4th place

Legend:

Agst	Against	Diff	Difference	Pts	Points	Rk	Rank
------	---------	------	------------	-----	--------	----	------



COMPETITION SUMMARY

竞赛总结—女子

Group A										Matches				Goals			Pts
Rk	CHN	USA	DEN	BRA	CAN	SWE	GER	JPN	Play	Won	Drawn	Lost	For	Agst	Diff		
1	CHN	4 - 0 (2 - 0)	12 SEP	5 - 3 (3 - 2)	13 SEP	10 SEP	3 - 0 (3 - 0)	11 SEP	3	3	0	0	12	3	9	9	
2	USA	0 - 4 (0 - 2)	10 SEP	2 - 0 (1 - 0)	10 SEP	12 SEP	13 SEP	11 SEP	2 - 0 (0 - 0)	3	2	0	1	4	4	0	6
3	DEN	12 SEP	0 - 2 (0 - 1)	13 SEP	11 SEP	2 - 1 (1 - 0)	4 - 1 (2 - 0)	10 SEP	3	2	0	1	6	4	2	6	
4	BRA	3 - 5 (2 - 3)	10 SEP	13 SEP	6 - 5 (5 - 4)	11 SEP	3 - 1 (3 - 0)	12 SEP	3	2	0	1	12	11	1	6	
5	CAN	13 SEP	12 SEP	11 SEP	5 - 6 (4 - 5)	3 - 3 (1 - 2)	10 SEP	3 - 0 (2 - 0)	3	1	1	1	11	9	2	4	
6	SWE	10 SEP	13 SEP	1 - 2 (0 - 1)	11 SEP	3 - 3 (2 - 1)	12 SEP	4 - 1 (2 - 0)	3	1	1	1	8	6	2	4	
7	GER	0 - 3 (0 - 3)	11 SEP	1 - 4 (0 - 2)	1 - 3 (0 - 3)	10 SEP	12 SEP	13 SEP	3	0	0	3	2	10	-8	0	
8	JPN	11 SEP	0 - 2 (0 - 0)	10 SEP	12 SEP	0 - 3 (0 - 2)	1 - 4 (0 - 2)	13 SEP	3	0	0	3	1	9	-8	0	

Semifinals

Gold Match

2nd Rank Group A

Match 69
SUN 14 SEP

Winner - Match 69

3rd Rank Group A

Match 75
SUN 14 SEP

Winner - Gold
Loser - Silver

1st Rank Group A

Match 70
SUN 14 SEP

Winner - Match 70

4th Rank Group A

Bronze Match


Loser - Match 69

Match 73
SUN 14 SEP
Loser - Match 70

Winner - Bronze
Loser - 4th place

Legend:

Agst	Against	Diff	Difference	Pts	Points	Rk	Rank
------	---------	------	------------	-----	--------	----	------



COMPETITION SUMMARY

竞赛总结—女子

Group A										Matches				Goals			Pts
Rk		CHN	DEN	BRA	USA	CAN	SWE	GER	JPN	Play	Won	Drawn	Lost	For	Agst	Diff	
1	CHN		12 SEP	5 - 3 (3 - 2)	4 - 0 (2 - 0)	13 SEP	5 - 3 (1 - 2)	3 - 0 (3 - 0)	11 SEP	4	4	0	0	17	6	11	12
2	DEN	12 SEP		13 SEP	0 - 2 (0 - 1)	11 SEP	2 - 1 (1 - 0)	4 - 1 (2 - 0)	2 - 1 (2 - 0)	4	3	0	1	8	5	3	9
3	BRA	3 - 5 (2 - 3)	13 SEP		2 - 2 (0 - 0)	6 - 5 (5 - 4)	11 SEP	3 - 1 (3 - 0)	12 SEP	4	2	1	1	14	13	1	7
4	USA	0 - 4 (0 - 2)	2 - 0 (1 - 0)	2 - 2 (0 - 0)		12 SEP	13 SEP	11 SEP	2 - 0 (0 - 0)	4	2	1	1	6	6	0	7
5	CAN	13 SEP	11 SEP	5 - 6 (4 - 5)	12 SEP		3 - 3 (1 - 2)	1 - 0 (0 - 0)	3 - 0 (2 - 0)	4	2	1	1	12	9	3	7
6	SWE	3 - 5 (2 - 1)	1 - 2 (0 - 1)	11 SEP	13 SEP	3 - 3 (2 - 1)		12 SEP	4 - 1 (2 - 0)	4	1	1	2	11	11	0	4
7	GER	0 - 3 (0 - 3)	1 - 4 (0 - 2)	1 - 3 (0 - 3)	11 SEP	0 - 1 (0 - 0)	12 SEP		13 SEP	4	0	0	4	2	11	-9	0
7	JPN	11 SEP	1 - 2 (0 - 2)	12 SEP	0 - 2 (0 - 0)	0 - 3 (0 - 2)	1 - 4 (0 - 2)	13 SEP		4	0	0	4	2	11	-9	0

Semifinals

Gold Match

2nd Rank Group A

Match 69
SUN 14 SEP

3rd Rank Group A

1st Rank Group A

Match 70
SUN 14 SEP

4th Rank Group A

Winner - Match 69

Match 75
SUN 14 SEP

Winner - Match 70

Winner - Gold
Loser - Silver

Bronze Match


Loser - Match 69

Match 73
SUN 14 SEP
Loser - Match 70

Winner - Bronze
Loser - 4th place

Legend:

Agst	Against	Diff	Difference	Pts	Points	Rk	Rank
------	---------	------	------------	-----	--------	----	------



COMPETITION SUMMARY

竞赛总结—女子

Rk	Group A	CHN	USA	DEN	CAN	SWE	BRA	JPN	GER	Matches				Goals			Pts
										Play	Won	Drawn	Lost	For	Agst	Diff	
1	CHN		4 - 0 (2 - 0)	12 SEP	13 SEP	5 - 3 (1 - 2)	5 - 3 (3 - 2)	3 - 1 (0 - 1)	3 - 0 (3 - 0)	5	5	0	0	20	7	13	15
2	USA	0 - 4 (0 - 2)		2 - 0 (1 - 0)	12 SEP	13 SEP	2 - 2 (0 - 0)	2 - 0 (0 - 0)	4 - 0 (4 - 0)	5	3	1	1	10	6	4	10
3	DEN	12 SEP	0 - 2 (0 - 1)		2 - 2 (1 - 0)	2 - 1 (1 - 0)	13 SEP	2 - 1 (2 - 0)	4 - 1 (2 - 0)	5	3	1	1	10	7	3	10
4	CAN	13 SEP	12 SEP	2 - 2 (0 - 1)		3 - 3 (1 - 2)	5 - 6 (4 - 5)	3 - 0 (2 - 0)	1 - 0 (0 - 0)	5	2	2	1	14	11	3	8
5	SWE	3 - 5 (2 - 1)	13 SEP	1 - 2 (0 - 1)	3 - 3 (2 - 1)		5 - 4 (3 - 2)	4 - 1 (2 - 0)	12 SEP	5	2	1	2	16	15	1	7
6	BRA	3 - 5 (2 - 3)	2 - 2 (0 - 0)	13 SEP	6 - 5 (5 - 4)	4 - 5 (2 - 3)		12 SEP	3 - 1 (3 - 0)	5	2	1	2	18	18	0	7
7	JPN	1 - 3 (1 - 0)	0 - 2 (0 - 0)	1 - 2 (0 - 2)	0 - 3 (0 - 2)	1 - 4 (0 - 2)	12 SEP		13 SEP	5	0	0	5	3	14	-11	0
8	GER	0 - 3 (0 - 3)	0 - 4 (0 - 4)	1 - 4 (0 - 2)	0 - 1 (0 - 0)	12 SEP	1 - 3 (0 - 3)	13 SEP		5	0	0	5	2	15	-13	0

Semifinals

Gold Match

2nd Rank Group A

Match 69
SUN 14 SEP

3rd Rank Group A

1st Rank Group A

Match 70
SUN 14 SEP

4th Rank Group A

Winner - Match 69

Match 75
SUN 14 SEP

Winner - Match 70

Winner - Gold
Loser - Silver

Bronze Match

Loser - Match 69

Match 73
SUN 14 SEP
Loser - Match 70

Winner - Bronze
Loser - 4th place

Legend:	Agst	Against	Diff	Difference	Pts	Points	Rk	Rank
---------	------	---------	------	------------	-----	--------	----	------



COMPETITION SUMMARY

竞赛总结—女子

Group A									Matches				Goals			Pts
Rk	CHN	USA	DEN	SWE	CAN	BRA	JPN	GER	Play	Won	Drawn	Lost	For	Agst	Diff	
1	CHN	4-0 (2-0)	0-0 (0-0)	5-3 (1-2)	13 SEP	5-3 (3-2)	3-1 (0-1)	3-0 (3-0)	6	5	1	0	20	7	13	16
2	USA	0-4 (0-2)	2-0 (1-0)	13 SEP	1-1 (1-0)	2-2 (0-0)	2-0 (0-0)	4-0 (4-0)	6	3	2	1	11	7	4	11
3	DEN	0-0 (0-0)	0-2 (0-1)	2-1 (1-0)	2-2 (1-0)	13 SEP	2-1 (2-0)	4-1 (2-0)	6	3	2	1	10	7	3	11
4	SWE	3-5 (2-1)	13 SEP	1-2 (0-1)	3-3 (2-1)	5-4 (3-2)	4-1 (2-0)	10-5 (2-3)	6	3	1	2	26	20	6	10
5	CAN	13 SEP	1-1 (0-1)	2-2 (0-1)	3-3 (1-2)	5-6 (4-5)	3-0 (2-0)	1-0 (0-0)	6	2	3	1	15	12	3	9
6	BRA	3-5 (2-3)	2-2 (0-0)	13 SEP	4-5 (2-3)	6-5 (5-4)	1-3 (0-3)	3-1 (3-0)	6	2	1	3	19	21	-2	7
7	JPN	1-3 (1-0)	0-2 (0-0)	1-2 (0-2)	1-4 (0-2)	0-3 (0-2)	3-1 (3-0)	13 SEP	6	1	0	5	6	15	-9	3
8	GER	0-3 (0-3)	0-4 (0-4)	1-4 (0-2)	5-10 (3-2)	0-1 (0-0)	1-3 (0-3)	13 SEP	6	0	0	6	7	25	-18	0

Semifinals

Gold Match

2nd Rank Group A

Match 69
SUN 14 SEP

3rd Rank Group A

1st Rank Group A

Match 70
SUN 14 SEP

4th Rank Group A

Winner - Match 69

Match 75
SUN 14 SEP

Winner - Match 70

Winner - Gold
Loser - Silver


Bronze Match

Loser - Match 69

Match 73
SUN 14 SEP
Loser - Match 70

Winner - Bronze
Loser - 4th place

Legend:	Agst	Against	Diff	Difference	Pts	Points	Rk	Rank
---------	------	---------	------	------------	-----	--------	----	------



COMPETITION SUMMARY

竞赛总结—女子

Group A									Matches				Goals			Pts	
Rk		CHN	USA	DEN	SWE	CAN	BRA	JPN	GER	Play	Won	Drawn	Lost	For	Agst		Diff
1	CHN		4 - 0 (2 - 0)	0 - 0 (0 - 0)	5 - 3 (1 - 2)	1 - 0 (0 - 0)	5 - 3 (3 - 2)	3 - 1 (0 - 1)	3 - 0 (3 - 0)	7	6	1	0	21	7	14	19
2	USA	0 - 4 (0 - 2)		2 - 0 (1 - 0)	7 - 4 (2 - 0)	1 - 1 (1 - 0)	2 - 2 (0 - 0)	2 - 0 (0 - 0)	4 - 0 (4 - 0)	7	4	2	1	18	11	7	14
3	DEN	0 - 0 (0 - 0)	0 - 2 (0 - 1)		2 - 1 (1 - 0)	2 - 2 (1 - 0)	3 - 2 (2 - 1)	2 - 1 (2 - 0)	4 - 1 (2 - 0)	7	4	2	1	13	9	4	14
4	SWE	3 - 5 (2 - 1)	4 - 7 (0 - 2)	1 - 2 (0 - 1)		3 - 3 (2 - 1)	5 - 4 (3 - 2)	4 - 1 (2 - 0)	10 - 5 (2 - 3)	7	3	1	3	30	27	3	10
5	CAN	0 - 1 (0 - 0)	1 - 1 (0 - 1)	2 - 2 (0 - 1)	3 - 3 (1 - 2)		5 - 6 (4 - 5)	3 - 0 (2 - 0)	1 - 0 (0 - 0)	7	2	3	2	15	13	2	9
6	BRA	3 - 5 (2 - 3)	2 - 2 (0 - 0)	2 - 3 (1 - 2)	4 - 5 (2 - 3)	6 - 5 (5 - 4)		1 - 3 (0 - 3)	3 - 1 (3 - 0)	7	2	1	4	21	24	-3	7
7	JPN	1 - 3 (1 - 0)	0 - 2 (0 - 0)	1 - 2 (0 - 2)	1 - 4 (0 - 2)	0 - 3 (0 - 2)	3 - 1 (3 - 0)		2 - 1 (2 - 0)	7	2	0	5	8	16	-8	6
8	GER	0 - 3 (0 - 3)	0 - 4 (0 - 4)	1 - 4 (0 - 2)	5 - 10 (3 - 2)	0 - 1 (0 - 0)	1 - 3 (0 - 3)	1 - 2 (0 - 2)		7	0	0	7	8	27	-19	0

Semifinals

Gold Match

USA

Match 69
SUN 14 SEP

DEN

CHN

Match 70
SUN 14 SEP

SWE

Winner - Match 69

Match 75
SUN 14 SEP

Winner - Match 70

Winner - Gold
Loser - Silver

Bronze Match


Loser - Match 69

Match 73
SUN 14 SEP
Loser - Match 70

Winner - Bronze
Loser - 4th place

Legend:

Agst	Against	Diff	Difference	Pts	Points	Rk	Rank
------	---------	------	------------	-----	--------	----	------



COMPETITION SUMMARY

竞赛总结—女子

Group A									Matches				Goals			Pts	
Rk		CHN	USA	DEN	SWE	CAN	BRA	JPN	GER	Play	Won	Drawn	Lost	For	Agst		Diff
1	CHN		4-0 (2-0)	0-0 (0-0)	5-3 (1-2)	1-0 (0-0)	5-3 (3-2)	3-1 (0-1)	3-0 (3-0)	7	6	1	0	21	7	14	19
2	USA	0-4 (0-2)		2-0 (1-0)	7-4 (2-0)	1-1 (1-0)	2-2 (0-0)	2-0 (0-0)	4-0 (4-0)	7	4	2	1	18	11	7	14
3	DEN	0-0 (0-0)	0-2 (0-1)		2-1 (1-0)	2-2 (1-0)	3-2 (2-1)	2-1 (2-0)	4-1 (2-0)	7	4	2	1	13	9	4	14
4	SWE	3-5 (2-1)	4-7 (0-2)	1-2 (0-1)		3-3 (2-1)	5-4 (3-2)	4-1 (2-0)	10-5 (2-3)	7	3	1	3	30	27	3	10
5	CAN	0-1 (0-0)	1-1 (0-1)	2-2 (0-1)	3-3 (1-2)		5-6 (4-5)	3-0 (2-0)	1-0 (0-0)	7	2	3	2	15	13	2	9
6	BRA	3-5 (2-3)	2-2 (0-0)	2-3 (1-2)	4-5 (2-3)	6-5 (5-4)		1-3 (0-3)	3-1 (3-0)	7	2	1	4	21	24	-3	7
7	JPN	1-3 (1-0)	0-2 (0-0)	1-2 (0-2)	1-4 (0-2)	0-3 (0-2)	3-1 (3-0)		2-1 (2-0)	7	2	0	5	8	16	-8	6
8	GER	0-3 (0-3)	0-4 (0-4)	1-4 (0-2)	5-10 (3-2)	0-1 (0-0)	1-3 (0-3)	1-2 (0-2)		7	0	0	7	8	27	-19	0

Semifinals

Gold Match

USA

Match 69
SUN 14 SEP

DEN

CHN

Match 70
SUN 14 SEP

SWE

USA 4 - 3

Match 75
SUN 14 SEP

USA 6 - 5

CHN 1 - 1 (3 - 2) PSC

Bronze Match

DEN

Match 73
SUN 14 SEP
SWE

DEN 3 - 2

Classification

Gold	1	USA
Silver	2	CHN
Bronze	3	DEN
	4	SWE
	5	CAN
	6	BRA
	7	JPN
	8	GER

Legend:

Agst	Against	Diff	Difference	Pts	Points	Rk	Rank
------	---------	------	------------	-----	--------	----	------



OVERALL TEAM STATISTICS

运动队技术统计

Team	MP		Throws			Penalties			Free			Totals			PM	OG	BK
			G	F	T	G	F	T	G	F	T	G	F	T			
BRA - Brazil	1	For	3		73							3		73	1		56
		Agst	4		71	1		1				5		72			
CAN - Canada	0	For															
		Agst															
CHN - China	1	For	4		71	1		1				5		72	1		51
		Agst	3		73						3		73	56			
DEN - Denmark	0	For															
		Agst															
GER - Germany	0	For															
		Agst															
JPN - Japan	0	For															
		Agst															
SWE - Sweden	0	For															
		Agst															
USA - United States	0	For															
		Agst															
TOTALS	1		7		144	1		1			8		145	1			107

Legend:									
Bk	Blocks	Ch	Change Made	F	Fouls	G	Goals	MP	Matches Played
No	Shirt Number	OG	Own Goals	PM	Penalties Made	T	Throws		



OVERALL TEAM STATISTICS

运动队技术统计

Team	MP		Throws			Penalties			Free			Totals			PM	OG	BK
			G	F	T	G	F	T	G	F	T	G	F	T			
BRA - Brazil	3	For	9	10	209	3		3				12	10	212	5		179
		Agst	9	14	217	2		4				11	14	221	3		167
CAN - Canada	3	For	9	12	207	2		5				11	12	212	7		180
		Agst	5	12	213	4		7				9	12	220	7		176
CHN - China	2	For	6	7	151	2		3				8	7	154			121
		Agst	3	4	149							3	4	149	3		127
DEN - Denmark	2	For	3	10	150							3	10	150	2		124
		Agst	1	15	150	2		2				3	15	152		1	134
GER - Germany	3	For	1	22	231	1		1				2	22	232	2	1	194
		Agst	8	19	228	1		2				9	19	230	1		201
JPN - Japan	3	For	1	19	224			2				1	19	226	1		182
		Agst	9	29	224			1				9	29	225	2		204
SWE - Sweden	2	For	6	18	150	1		3				7	18	153	3		122
		Agst	3	7	143	1		2				4	7	145	3		108
USA - United States	2	For	3	10	145	1		2				4	10	147	1		136
		Agst		8	143			1					8	144	2		121
TOTALS	10		38	108	1467	10		19			48	108	1486	21	1	1238	

Legend:									
Bk	Blocks	Ch	Change Made	F	Fouls	G	Goals	MP	Matches Played
No	Shirt Number	OG	Own Goals	PM	Penalties Made	T	Throws		




OVERALL TEAM STATISTICS

运动队技术统计

Team	MP		Throws			Penalties			Free			Totals			PM	OG	BK
			G	F	T	G	F	T	G	F	T	G	F	T			
BRA - Brazil	3	For	9	10	209	3		3				12	10	212	5		179
		Agst	9	14	217	2		4				11	14	221	3		167
CAN - Canada	3	For	9	12	207	2		5				11	12	212	7		180
		Agst	5	12	213	4		7				9	12	220	7		176
CHN - China	2	For	6	7	151	2		3				8	7	154			121
		Agst	3	4	149							3	4	149	3		127
DEN - Denmark	3	For	5	14	228							5	14	228	2		185
		Agst	2	27	224	2		2				4	27	226		1	205
GER - Germany	3	For	1	22	231	1		1				2	22	232	2	1	194
		Agst	8	19	228	1		2				9	19	230	1		201
JPN - Japan	3	For	1	19	224			2				1	19	226	1		182
		Agst	9	29	224			1				9	29	225	2		204
SWE - Sweden	3	For	7	30	224	1		3				8	30	227	3		193
		Agst	5	11	221	1		2				6	11	223	3		169
USA - United States	2	For	3	10	145	1		2				4	10	147	1		136
		Agst		8	143			1					8	144	2		121
TOTALS	11		41	124	1619	10		19			51	124	1638	21	1	1370	

Legend:									
Bk	Blocks	Ch	Change Made	F	Fouls	G	Goals	MP	Matches Played
No	Shirt Number	OG	Own Goals	PM	Penalties Made	T	Throws		



OVERALL TEAM STATISTICS

运动队技术统计

Team	MP		Throws			Penalties			Free			Totals			PM	OG	BK
			G	F	T	G	F	T	G	F	T	G	F	T			
BRA - Brazil	3	For	9	10	209	3		3				12	10	212	5		179
		Agst	9	14	217	2		4				11	14	221	3		167
CAN - Canada	3	For	9	12	207	2		5				11	12	212	7		180
		Agst	5	12	213	4		7				9	12	220	7		176
CHN - China	3	For	9	12	231	3		4				12	12	235	1		199
		Agst	3	8	230			1				3	8	231	4		199
DEN - Denmark	3	For	5	14	228							5	14	228	2		185
		Agst	2	27	224	2		2				4	27	226		1	205
GER - Germany	3	For	1	22	231	1		1				2	22	232	2	1	194
		Agst	8	19	228	1		2				9	19	230	1		201
JPN - Japan	3	For	1	19	224			2				1	19	226	1		182
		Agst	9	29	224			1				9	29	225	2		204
SWE - Sweden	3	For	7	30	224	1		3				8	30	227	3		193
		Agst	5	11	221	1		2				6	11	223	3		169
USA - United States	3	For	3	14	226	1		3				4	14	229	2		208
		Agst	3	13	223	1		2				4	13	225	3		199
TOTALS	12		44	133	1780	11		21			55	133	1801	23	1	1520	

Legend:									
Bk	Blocks	Ch	Change Made	F	Fouls	G	Goals	MP	Matches Played
No	Shirt Number	OG	Own Goals	PM	Penalties Made	T	Throws		



OVERALL TEAM STATISTICS

运动队技术统计

Team	MP		Throws			Penalties			Free			Totals			PM	OG	BK
			G	F	T	G	F	T	G	F	T	G	F	T			
BRA - Brazil	3	For	9	10	209	3		3			12	10	212	5		179	
		Agst	9	14	217	2		4			11	14	221	3		167	
CAN - Canada	4	For	10	18	275	2		5			12	18	280	7		248	
		Agst	5	21	286	4		7			9	21	293	7		246	
CHN - China	3	For	9	12	231	3		4			12	12	235	1		199	
		Agst	3	8	230			1			3	8	231	4		199	
DEN - Denmark	3	For	5	14	228						5	14	228	2		185	
		Agst	2	27	224	2		2			4	27	226		1	205	
GER - Germany	4	For	1	31	304	1		1			2	31	305	2	1	264	
		Agst	9	25	296	1		2			10	25	298	1		269	
JPN - Japan	3	For	1	19	224			2			1	19	226	1		182	
		Agst	9	29	224			1			9	29	225	2		204	
SWE - Sweden	3	For	7	30	224	1		3			8	30	227	3		193	
		Agst	5	11	221	1		2			6	11	223	3		169	
USA - United States	3	For	3	14	226	1		3			4	14	229	2		208	
		Agst	3	13	223	1		2			4	13	225	3		199	
TOTALS	13		45	148	1921	11		21			56	148	1942	23	1	1658	

Legend:									
Bk	Blocks	Ch	Change Made	F	Fouls	G	Goals	MP	Matches Played
No	Shirt Number	OG	Own Goals	PM	Penalties Made	T	Throws		



OVERALL TEAM STATISTICS

运动队技术统计

Team	MP		Throws			Penalties			Free			Totals			PM	OG	BK
			G	F	T	G	F	T	G	F	T	G	F	T			
BRA - Brazil	3	For	9	10	209	3		3				12	10	212	5		179
		Agst	9	14	217	2		4				11	14	221	3		167
CAN - Canada	4	For	10	18	275	2		5				12	18	280	7		248
		Agst	5	21	286	4		7				9	21	293	7		246
CHN - China	3	For	9	12	231	3		4				12	12	235	1		199
		Agst	3	8	230			1				3	8	231	4		199
DEN - Denmark	4	For	5	22	299	2		2				7	22	301	2		246
		Agst	3	38	298	2		2				5	38	300	2	1	270
GER - Germany	4	For	1	31	304	1		1				2	31	305	2	1	264
		Agst	9	25	296	1		2				10	25	298	1		269
JPN - Japan	4	For	2	30	298			2				2	30	300	3		247
		Agst	9	37	295	2		3				11	37	298	2		265
SWE - Sweden	3	For	7	30	224	1		3				8	30	227	3		193
		Agst	5	11	221	1		2				6	11	223	3		169
USA - United States	3	For	3	14	226	1		3				4	14	229	2		208
		Agst	3	13	223	1		2				4	13	225	3		199
TOTALS	14		46	167	2066	13		23			59	167	2089	25	1	1784	

Legend:									
Bk	Blocks	Ch	Change Made	F	Fouls	G	Goals	MP	Matches Played
No	Shirt Number	OG	Own Goals	PM	Penalties Made	T	Throws		




OVERALL TEAM STATISTICS

运动队技术统计

Team	MP		Throws			Penalties			Free			Totals			PM	OG	BK
			G	F	T	G	F	T	G	F	T	G	F	T			
BRA - Brazil	3	For	9	10	209	3		3				12	10	212	5		179
		Agst	9	14	217	2		4				11	14	221	3		167
CAN - Canada	4	For	10	18	275	2		5				12	18	280	7		248
		Agst	5	21	286	4		7				9	21	293	7		246
CHN - China	4	For	14	19	311	3	1	5				17	20	316	1		265
		Agst	6	18	309			1				6	18	310	5		266
DEN - Denmark	4	For	5	22	299	2		2				7	22	301	2		246
		Agst	3	38	298	2		2				5	38	300	2	1	270
GER - Germany	4	For	1	31	304	1		1				2	31	305	2	1	264
		Agst	9	25	296	1		2				10	25	298	1		269
JPN - Japan	4	For	2	30	298			2				2	30	300	3		247
		Agst	9	37	295	2		3				11	37	298	2		265
SWE - Sweden	4	For	10	40	303	1		3				11	40	306	4		260
		Agst	10	18	301	1	1	3				11	19	304	3		235
USA - United States	3	For	3	14	226	1		3				4	14	229	2		208
		Agst	3	13	223	1		2				4	13	225	3		199
TOTALS	15		54	184	2225	13	1	24			67	185	2249	26	1	1917	

Legend:									
Bk	Blocks	Ch	Change Made	F	Fouls	G	Goals	MP	Matches Played
No	Shirt Number	OG	Own Goals	PM	Penalties Made	T	Throws		



OVERALL TEAM STATISTICS

运动队技术统计

Team	MP		Throws			Penalties			Free			Totals			PM	OG	BK
			G	F	T	G	F	T	G	F	T	G	F	T			
BRA - Brazil	4	For	11	17	281	3		3				14	17	284	5		251
		Agst	11	16	292	2		4				13	16	296	3		230
CAN - Canada	4	For	10	18	275	2		5				12	18	280	7		248
		Agst	5	21	286	4		7				9	21	293	7		246
CHN - China	4	For	14	19	311	3	1	5				17	20	316	1		265
		Agst	6	18	309			1				6	18	310	5		266
DEN - Denmark	4	For	5	22	299	2		2				7	22	301	2		246
		Agst	3	38	298	2		2				5	38	300	2	1	270
GER - Germany	4	For	1	31	304	1		1				2	31	305	2	1	264
		Agst	9	25	296	1		2				10	25	298	1		269
JPN - Japan	4	For	2	30	298			2				2	30	300	3		247
		Agst	9	37	295	2		3				11	37	298	2		265
SWE - Sweden	4	For	10	40	303	1		3				11	40	306	4		260
		Agst	10	18	301	1	1	3				11	19	304	3		235
USA - United States	4	For	5	16	301	1		3				6	16	304	2		271
		Agst	5	20	295	1		2				6	20	297	3		271
TOTALS	16		58	193	2372	13	1	24			71	194	2396	26	1	2052	

Legend:									
Bk	Blocks	Ch	Change Made	F	Fouls	G	Goals	MP	Matches Played
No	Shirt Number	OG	Own Goals	PM	Penalties Made	T	Throws		



OVERALL TEAM STATISTICS

运动队技术统计

Team	MP		Throws			Penalties			Free			Totals			PM	OG	BK
			G	F	T	G	F	T	G	F	T	G	F	T			
BRA - Brazil	4	For	11	17	281	3		3			14	17	284	5		251	
		Agst	11	16	292	2		4			13	16	296	3		230	
CAN - Canada	4	For	10	18	275	2		5			12	18	280	7		248	
		Agst	5	21	286	4		7			9	21	293	7		246	
CHN - China	5	For	16	28	392	4	1	6			20	29	398	1		339	
		Agst	7	23	388			1			7	23	389	6		336	
DEN - Denmark	4	For	5	22	299	2		2			7	22	301	2		246	
		Agst	3	38	298	2		2			5	38	300	2	1	270	
GER - Germany	4	For	1	31	304	1		1			2	31	305	2	1	264	
		Agst	9	25	296	1		2			10	25	298	1		269	
JPN - Japan	5	For	3	35	377			2			3	35	379	4		317	
		Agst	11	46	376	3		4			14	46	380	2		339	
SWE - Sweden	4	For	10	40	303	1		3			11	40	306	4		260	
		Agst	10	18	301	1	1	3			11	19	304	3		235	
USA - United States	4	For	5	16	301	1		3			6	16	304	2		271	
		Agst	5	20	295	1		2			6	20	297	3		271	
TOTALS	17		61	207	2532	14	1	25			75	208	2557	27	1	2196	

Legend:									
Bk	Blocks	Ch	Change Made	F	Fouls	G	Goals	MP	Matches Played
No	Shirt Number	OG	Own Goals	PM	Penalties Made	T	Throws		




OVERALL TEAM STATISTICS

运动队技术统计

Team	MP		Throws			Penalties			Free			Totals			PM	OG	BK
			G	F	T	G	F	T	G	F	T	G	F	T			
BRA - Brazil	5	For	13	26	351	5		7				18	26	358	8		309
		Agst	14	25	359	4		6				18	25	365	7		287
CAN - Canada	4	For	10	18	275	2		5				12	18	280	7		248
		Agst	5	21	286	4		7				9	21	293	7		246
CHN - China	5	For	16	28	392	4	1	6				20	29	398	1		339
		Agst	7	23	388			1				7	23	389	6		336
DEN - Denmark	4	For	5	22	299	2		2				7	22	301	2		246
		Agst	3	38	298	2		2				5	38	300	2	1	270
GER - Germany	4	For	1	31	304	1		1				2	31	305	2	1	264
		Agst	9	25	296	1		2				10	25	298	1		269
JPN - Japan	5	For	3	35	377			2				3	35	379	4		317
		Agst	11	46	376	3		4				14	46	380	2		339
SWE - Sweden	5	For	13	49	370	3		5				16	49	375	8		317
		Agst	12	27	371	3	1	7				15	28	378	6		293
USA - United States	4	For	5	16	301	1		3				6	16	304	2		271
		Agst	5	20	295	1		2				6	20	297	3		271
TOTALS	18		66	225	2669	18	1	31			84	226	2700	34	1	2311	

Legend:									
Bk	Blocks	Ch	Change Made	F	Fouls	G	Goals	MP	Matches Played
No	Shirt Number	OG	Own Goals	PM	Penalties Made	T	Throws		



OVERALL TEAM STATISTICS

运动队技术统计

Team	MP		Throws			Penalties			Free			Totals			PM	OG	BK
			G	F	T	G	F	T	G	F	T	G	F	T			
BRA - Brazil	5	For	13	26	351	5		7				18	26	358	8		309
		Agst	14	25	359	4		6				18	25	365	7		287
CAN - Canada	4	For	10	18	275	2		5				12	18	280	7		248
		Agst	5	21	286	4		7				9	21	293	7		246
CHN - China	5	For	16	28	392	4	1	6				20	29	398	1		339
		Agst	7	23	388			1				7	23	389	6		336
DEN - Denmark	4	For	5	22	299	2		2				7	22	301	2		246
		Agst	3	38	298	2		2				5	38	300	2	1	270
GER - Germany	5	For	1	43	384	1		1				2	43	385	3	1	336
		Agst	13	30	376	1		3				14	30	379	1		337
JPN - Japan	5	For	3	35	377			2				3	35	379	4		317
		Agst	11	46	376	3		4				14	46	380	2		339
SWE - Sweden	5	For	13	49	370	3		5				16	49	375	8		317
		Agst	12	27	371	3	1	7				15	28	378	6		293
USA - United States	5	For	9	21	381	1		4				10	21	385	2		339
		Agst	5	32	375	1		2				6	32	377	4		343
TOTALS	19		70	242	2829	18	1	32			88	243	2861	35	1	2451	

Legend:									
Bk	Blocks	Ch	Change Made	F	Fouls	G	Goals	MP	Matches Played
No	Shirt Number	OG	Own Goals	PM	Penalties Made	T	Throws		



OVERALL TEAM STATISTICS

运动队技术统计

Team	MP		Throws			Penalties			Free			Totals			PM	OG	BK
			G	F	T	G	F	T	G	F	T	G	F	T			
BRA - Brazil	1	For	3		73							3		73	1		56
		Agst	4		71	1		1				5		72			51
CAN - Canada	1	For	2		67	1		2				3		69	3		53
		Agst	2		70	1		3				3		73	3		54
CHN - China	1	For	4		71	1		1				5		72			51
		Agst	3		73							3		73	1		56
DEN - Denmark	0	For Agst															
GER - Germany	0	For Agst															
JPN - Japan	0	For Agst															
SWE - Sweden	1	For	2		70	1		3				3		73	3		54
		Agst	2		67	1		2				3		69	3		53
USA - United States	0	For Agst															
TOTALS	2		11		281	3		6			14		287	7		214	

Legend:									
Bk	Blocks	Ch	Change Made	F	Fouls	G	Goals	MP	Matches Played
No	Shirt Number	OG	Own Goals	PM	Penalties Made	T	Throws		



OVERALL TEAM STATISTICS

运动队技术统计

Team	MP		Throws			Penalties			Free			Totals			PM	OG	BK
			G	F	T	G	F	T	G	F	T	G	F	T			
BRA - Brazil	5	For	13	26	351	5		7				18	26	358	8		309
		Agst	14	25	359	4		6				18	25	365	7		287
CAN - Canada	5	For	12	27	349	2		6				14	27	355	7		314
		Agst	7	27	360	4		7				11	27	367	8		310
CHN - China	5	For	16	28	392	4	1	6				20	29	398	1		339
		Agst	7	23	388			1				7	23	389	6		336
DEN - Denmark	5	For	7	28	373	2		2				9	28	375	3		310
		Agst	5	47	372	2		3				7	47	375	2	1	336
GER - Germany	5	For	1	43	384	1		1				2	43	385	3	1	336
		Agst	13	30	376	1		3				14	30	379	1		337
JPN - Japan	5	For	3	35	377			2				3	35	379	4		317
		Agst	11	46	376	3		4				14	46	380	2		339
SWE - Sweden	5	For	13	49	370	3		5				16	49	375	8		317
		Agst	12	27	371	3	1	7				15	28	378	6		293
USA - United States	5	For	9	21	381	1		4				10	21	385	2		339
		Agst	5	32	375	1		2				6	32	377	4		343
TOTALS	20		74	257	2977	18	1	33			92	258	3010	36	1	2581	

Legend:									
Bk	Blocks	Ch	Change Made	F	Fouls	G	Goals	MP	Matches Played
No	Shirt Number	OG	Own Goals	PM	Penalties Made	T	Throws		



OVERALL TEAM STATISTICS

运动队技术统计

Team	MP		Throws			Penalties			Free			Totals			PM	OG	BK
			G	F	T	G	F	T	G	F	T	G	F	T			
BRA - Brazil	5	For	13	26	351	5		7				18	26	358	8		309
		Agst	14	25	359	4		6				18	25	365	7		287
CAN - Canada	6	For	13	30	419	2		6				15	30	425	7		381
		Agst	8	30	431	4		7				12	30	438	8		378
CHN - China	5	For	16	28	392	4	1	6				20	29	398	1		339
		Agst	7	23	388			1				7	23	389	6		336
DEN - Denmark	5	For	7	28	373	2		2				9	28	375	3		310
		Agst	5	47	372	2		3				7	47	375	2	1	336
GER - Germany	5	For	1	43	384	1		1				2	43	385	3	1	336
		Agst	13	30	376	1		3				14	30	379	1		337
JPN - Japan	5	For	3	35	377			2				3	35	379	4		317
		Agst	11	46	376	3		4				14	46	380	2		339
SWE - Sweden	5	For	13	49	370	3		5				16	49	375	8		317
		Agst	12	27	371	3	1	7				15	28	378	6		293
USA - United States	6	For	10	24	452	1		4				11	24	456	2		407
		Agst	6	35	445	1		2				7	35	447	4		410
TOTALS	21		76	263	3118	18	1	33			94	264	3151	36	1	2716	

Legend:									
Bk	Blocks	Ch	Change Made	F	Fouls	G	Goals	MP	Matches Played
No	Shirt Number	OG	Own Goals	PM	Penalties Made	T	Throws		



OVERALL TEAM STATISTICS

运动队技术统计

Team	MP		Throws			Penalties			Free			Totals			PM	OG	BK
			G	F	T	G	F	T	G	F	T	G	F	T			
BRA - Brazil	5	For	13	26	351	5		7				18	26	358	8		309
		Agst	14	25	359	4		6				18	25	365	7		287
CAN - Canada	6	For	13	30	419	2		6				15	30	425	7		381
		Agst	8	30	431	4		7				12	30	438	8		378
CHN - China	6	For	16	36	470	4	1	6				20	37	476	1		411
		Agst	7	28	466			1				7	28	467	6		406
DEN - Denmark	6	For	7	33	451	2		2				9	33	453	3		380
		Agst	5	55	450	2		3				7	55	453	2	1	408
GER - Germany	5	For	1	43	384	1		1				2	43	385	3	1	336
		Agst	13	30	376	1		3				14	30	379	1		337
JPN - Japan	5	For	3	35	377			2				3	35	379	4		317
		Agst	11	46	376	3		4				14	46	380	2		339
SWE - Sweden	5	For	13	49	370	3		5				16	49	375	8		317
		Agst	12	27	371	3	1	7				15	28	378	6		293
USA - United States	6	For	10	24	452	1		4				11	24	456	2		407
		Agst	6	35	445	1		2				7	35	447	4		410
TOTALS	22		76	276	3274	18	1	33				94	277	3307	36	1	2858

Legend:									
Bk	Blocks	Ch	Change Made	F	Fouls	G	Goals	MP	Matches Played
No	Shirt Number	OG	Own Goals	PM	Penalties Made	T	Throws		



OVERALL TEAM STATISTICS

运动队技术统计

Team	MP		Throws			Penalties			Free			Totals			PM	OG	BK
			G	F	T	G	F	T	G	F	T	G	F	T			
BRA - Brazil	6	For	14	32	417	5		7				19	32	424	11		362
		Agst	14	39	426	7		9				21	39	435	7		346
CAN - Canada	6	For	13	30	419	2		6				15	30	425	7		381
		Agst	8	30	431	4		7				12	30	438	8		378
CHN - China	6	For	16	36	470	4	1	6				20	37	476	1		411
		Agst	7	28	466			1				7	28	467	6		406
DEN - Denmark	6	For	7	33	451	2		2				9	33	453	3		380
		Agst	5	55	450	2		3				7	55	453	2	1	408
GER - Germany	5	For	1	43	384	1		1				2	43	385	3	1	336
		Agst	13	30	376	1		3				14	30	379	1		337
JPN - Japan	6	For	3	49	444	3		5				6	49	449	4		376
		Agst	12	52	442	3		4				15	52	446	5		392
SWE - Sweden	5	For	13	49	370	3		5				16	49	375	8		317
		Agst	12	27	371	3	1	7				15	28	378	6		293
USA - United States	6	For	10	24	452	1		4				11	24	456	2		407
		Agst	6	35	445	1		2				7	35	447	4		410
TOTALS	23		77	296	3407	21	1	36			98	297	3443	39	1	2970	

Legend:									
Bk	Blocks	Ch	Change Made	F	Fouls	G	Goals	MP	Matches Played
No	Shirt Number	OG	Own Goals	PM	Penalties Made	T	Throws		



OVERALL TEAM STATISTICS

运动队技术统计

Team	MP		Throws			Penalties			Free			Totals			PM	OG	BK
			G	F	T	G	F	T	G	F	T	G	F	T			
BRA - Brazil	6	For	14	32	417	5		7				19	32	424	11		362
		Agst	14	39	426	7		9				21	39	435	7		346
CAN - Canada	6	For	13	30	419	2		6				15	30	425	7		381
		Agst	8	30	431	4		7				12	30	438	8		378
CHN - China	6	For	16	36	470	4	1	6				20	37	476	1		411
		Agst	7	28	466			1				7	28	467	6		406
DEN - Denmark	6	For	7	33	451	2		2				9	33	453	3		380
		Agst	5	55	450	2		3				7	55	453	2	1	408
GER - Germany	6	For	5	52	467	2		2				7	52	469	5	1	400
		Agst	21	39	457	3		5				24	39	462	2		407
JPN - Japan	6	For	3	49	444	3		5				6	49	449	4		376
		Agst	12	52	442	3		4				15	52	446	5		392
SWE - Sweden	6	For	21	58	451	5		7				26	58	458	9		387
		Agst	16	36	454	4	1	8				20	37	462	8		357
USA - United States	6	For	10	24	452	1		4				11	24	456	2		407
		Agst	6	35	445	1		2				7	35	447	4		410
TOTALS	24		89	314	3571	24	1	39			113	315	3610	42	1	3104	

Legend:									
Bk	Blocks	Ch	Change Made	F	Fouls	G	Goals	MP	Matches Played
No	Shirt Number	OG	Own Goals	PM	Penalties Made	T	Throws		




OVERALL TEAM STATISTICS

运动队技术统计

Team	MP		Throws			Penalties			Free			Totals			PM	OG	BK
			G	F	T	G	F	T	G	F	T	G	F	T			
BRA - Brazil	7	For	16	39	490	5		7				21	39	497	14		431
		Agst	16	44	499	8		12				24	44	511	7		410
CAN - Canada	6	For	13	30	419	2		6				15	30	425	7		381
		Agst	8	30	431	4		7				12	30	438	8		378
CHN - China	6	For	16	36	470	4	1	6				20	37	476	1		411
		Agst	7	28	466			1				7	28	467	6		406
DEN - Denmark	7	For	9	38	524	3		5				12	38	529	3		444
		Agst	7	62	523	2		3				9	62	526	5	1	477
GER - Germany	6	For	5	52	467	2		2				7	52	469	5	1	400
		Agst	21	39	457	3		5				24	39	462	2		407
JPN - Japan	6	For	3	49	444	3		5				6	49	449	4		376
		Agst	12	52	442	3		4				15	52	446	5		392
SWE - Sweden	6	For	21	58	451	5		7				26	58	458	9		387
		Agst	16	36	454	4	1	8				20	37	462	8		357
USA - United States	6	For	10	24	452	1		4				11	24	456	2		407
		Agst	6	35	445	1		2				7	35	447	4		410
TOTALS	25		93	326	3717	25	1	42			118	327	3759	45	1	3237	

Legend:									
Bk	Blocks	Ch	Change Made	F	Fouls	G	Goals	MP	Matches Played
No	Shirt Number	OG	Own Goals	PM	Penalties Made	T	Throws		



OVERALL TEAM STATISTICS

运动队技术统计

Team	MP		Throws			Penalties			Free			Totals			PM	OG	BK
			G	F	T	G	F	T	G	F	T	G	F	T			
BRA - Brazil	7	For	16	39	490	5		7				21	39	497	14		431
		Agst	16	44	499	8		12				24	44	511	7		410
CAN - Canada	6	For	13	30	419	2		6				15	30	425	7		381
		Agst	8	30	431	4		7				12	30	438	8		378
CHN - China	6	For	16	36	470	4	1	6				20	37	476	1		411
		Agst	7	28	466			1				7	28	467	6		406
DEN - Denmark	7	For	9	38	524	3		5				12	38	529	3		444
		Agst	7	62	523	2		3				9	62	526	5	1	477
GER - Germany	7	For	6	62	542	2		2				8	62	544	5	1	469
		Agst	23	43	532	3		5				26	43	537	2		471
JPN - Japan	7	For	5	53	519	3		5				8	53	524	4		440
		Agst	13	62	517	3		4				16	62	521	5		461
SWE - Sweden	6	For	21	58	451	5		7				26	58	458	9		387
		Agst	16	36	454	4	1	8				20	37	462	8		357
USA - United States	6	For	10	24	452	1		4				11	24	456	2		407
		Agst	6	35	445	1		2				7	35	447	4		410
TOTALS	26		96	340	3867	25	1	42			121	341	3909	45	1	3370	

Legend:									
Bk	Blocks	Ch	Change Made	F	Fouls	G	Goals	MP	Matches Played
No	Shirt Number	OG	Own Goals	PM	Penalties Made	T	Throws		



OVERALL TEAM STATISTICS

运动队技术统计

Team	MP		Throws			Penalties			Free			Totals			PM	OG	BK
			G	F	T	G	F	T	G	F	T	G	F	T			
BRA - Brazil	7	For	16	39	490	5		7				21	39	497	14		431
		Agst	16	44	499	8		12				24	44	511	7		410
CAN - Canada	6	For	13	30	419	2		6				15	30	425	7		381
		Agst	8	30	431	4		7				12	30	438	8		378
CHN - China	6	For	16	36	470	4	1	6				20	37	476	1		411
		Agst	7	28	466			1				7	28	467	6		406
DEN - Denmark	7	For	9	38	524	3		5				12	38	529	3		444
		Agst	7	62	523	2		3				9	62	526	5	1	477
GER - Germany	7	For	6	62	542	2		2				8	62	544	5	1	469
		Agst	23	43	532	3		5				26	43	537	2		471
JPN - Japan	7	For	5	53	519	3		5				8	53	524	4		440
		Agst	13	62	517	3		4				16	62	521	5		461
SWE - Sweden	7	For	24	68	528	6		8				30	68	536	13		459
		Agst	21	39	533	6	2	12				27	41	545	10		420
USA - United States	7	For	15	27	531	3	1	8				18	28	539	4		470
		Agst	9	45	522	2		3				11	45	525	8		482
TOTALS	27		104	353	4023	28	2	47			132	355	4070	51	1	3505	

Legend:									
Bk	Blocks	Ch	Change Made	F	Fouls	G	Goals	MP	Matches Played
No	Shirt Number	OG	Own Goals	PM	Penalties Made	T	Throws		




OVERALL TEAM STATISTICS

运动队技术统计

Team	MP		Throws			Penalties			Free			Totals			PM	OG	BK
			G	F	T	G	F	T	G	F	T	G	F	T			
BRA - Brazil	7	For	16	39	490	5		7				21	39	497	14		431
		Agst	16	44	499	8		12				24	44	511	7		410
CAN - Canada	7	For	13	37	498	2	1	7				15	38	505	7		454
		Agst	9	35	509	4		7				13	35	516	9		451
CHN - China	7	For	17	41	548	4	1	6				21	42	554	2		484
		Agst	7	35	545		1	2				7	36	547	6		479
DEN - Denmark	7	For	9	38	524	3		5				12	38	529	3		444
		Agst	7	62	523	2		3				9	62	526	5	1	477
GER - Germany	7	For	6	62	542	2		2				8	62	544	5	1	469
		Agst	23	43	532	3		5				26	43	537	2		471
JPN - Japan	7	For	5	53	519	3		5				8	53	524	4		440
		Agst	13	62	517	3		4				16	62	521	5		461
SWE - Sweden	7	For	24	68	528	6		8				30	68	536	13		459
		Agst	21	39	533	6	2	12				27	41	545	10		420
USA - United States	7	For	15	27	531	3	1	8				18	28	539	4		470
		Agst	9	45	522	2		3				11	45	525	8		482
TOTALS	28		105	365	4180	28	3	48				133	368	4228	52	1	3651

Legend:									
Bk	Blocks	Ch	Change Made	F	Fouls	G	Goals	MP	Matches Played
No	Shirt Number	OG	Own Goals	PM	Penalties Made	T	Throws		



OVERALL TEAM STATISTICS

运动队技术统计

Team	MP		Throws			Penalties			Free			Totals			PM	OG	BK
			G	F	T	G	F	T	G	F	T	G	F	T			
BRA - Brazil	7	For	16	39	490	5		7				21	39	497	14		431
		Agst	16	44	499	8		12				24	44	511	7		410
CAN - Canada	7	For	13	37	498	2	1	7				15	38	505	7		454
		Agst	9	35	509	4		7				13	35	516	9		451
CHN - China	7	For	17	41	548	4	1	6				21	42	554	2		484
		Agst	7	35	545		1	2				7	36	547	6		479
DEN - Denmark	8	For	12	43	609	3		6				15	43	615	3		509
		Agst	11	70	600	2		3				13	70	603	6	1	554
GER - Germany	7	For	6	62	542	2		2				8	62	544	5	1	469
		Agst	23	43	532	3		5				26	43	537	2		471
JPN - Japan	7	For	5	53	519	3		5				8	53	524	4		440
		Agst	13	62	517	3		4				16	62	521	5		461
SWE - Sweden	7	For	24	68	528	6		8				30	68	536	13		459
		Agst	21	39	533	6	2	12				27	41	545	10		420
USA - United States	8	For	19	35	608	3	1	8				22	36	616	5		547
		Agst	12	50	607	2		4				14	50	611	8		547
TOTALS	29		112	378	4342	28	3	49				140	381	4391	53	1	3793

Legend:									
Bk	Blocks	Ch	Change Made	F	Fouls	G	Goals	MP	Matches Played
No	Shirt Number	OG	Own Goals	PM	Penalties Made	T	Throws		




OVERALL TEAM STATISTICS

运动队技术统计

Team	MP		Throws			Penalties			Free			Totals			PM	OG	BK
			G	F	T	G	F	T	G	F	T	G	F	T			
BRA - Brazil	1	For	3		73							3		73	1		56
		Agst	4		71	1		1				5		72			51
CAN - Canada	1	For	2		67	1		2				3		69	3		53
		Agst	2		70	1		3				3		73	3		54
CHN - China	1	For	4		71	1		1				5		72			51
		Agst	3		73							3		73	1		56
DEN - Denmark	0	For															
		Agst															
GER - Germany	0	For															
		Agst															
JPN - Japan	1	For		4	72			1					4	73	1		64
		Agst	2	6	73			1				2	6	74	1		68
SWE - Sweden	1	For	2		70	1		3				3		73	3		54
		Agst	2		67	1		2				3		69	3		53
USA - United States	1	For	2	6	73			1				2	6	74	1		68
		Agst		4	72			1					4	73	1		64
TOTALS	3		13	10	426	3		8			16	10	434	9		346	

Legend:									
Bk	Blocks	Ch	Change Made	F	Fouls	G	Goals	MP	Matches Played
No	Shirt Number	OG	Own Goals	PM	Penalties Made	T	Throws		



OVERALL TEAM STATISTICS

运动队技术统计

Team	MP		Throws			Penalties			Free			Totals			PM	OG	BK
			G	F	T	G	F	T	G	F	T	G	F	T			
BRA - Brazil	7	For	16	39	490	5		7				21	39	497	14		431
		Agst	16	44	499	8		12				24	44	511	7		410
CAN - Canada	7	For	13	37	498	2	1	7				15	38	505	7		454
		Agst	9	35	509	4		7				13	35	516	9		451
CHN - China	8	For	18	50	649	4	2	7	3		6	25	52	662	2		570
		Agst	8	49	644		1	2	2	2	6	10	52	652	7		562
DEN - Denmark	8	For	12	43	609	3		6				15	43	615	3		509
		Agst	11	70	600	2		3				13	70	603	6	1	554
GER - Germany	7	For	6	62	542	2		2				8	62	544	5	1	469
		Agst	23	43	532	3		5				26	43	537	2		471
JPN - Japan	7	For	5	53	519	3		5				8	53	524	4		440
		Agst	13	62	517	3		4				16	62	521	5		461
SWE - Sweden	8	For	25	82	627	6		8	2	2	6	33	84	641	14		542
		Agst	22	48	634	6	3	13	3		6	31	51	653	10		506
USA - United States	8	For	19	35	608	3	1	8				22	36	616	5		547
		Agst	12	50	607	2		4				14	50	611	8		547
TOTALS	30		114	401	4542	28	4	50	5	2	12	147	407	4604	54	1	3962

Legend:									
Bk	Blocks	Ch	Change Made	F	Fouls	G	Goals	MP	Matches Played
No	Shirt Number	OG	Own Goals	PM	Penalties Made	T	Throws		



OVERALL TEAM STATISTICS

运动队技术统计

Team	MP		Throws			Penalties			Free			Totals			PM	OG	BK
			G	F	T	G	F	T	G	F	T	G	F	T			
BRA - Brazil	7	For	16	39	490	5		7				21	39	497	14		431
		Agst	16	44	499	8		12				24	44	511	7		410
CAN - Canada	7	For	13	37	498	2	1	7				15	38	505	7		454
		Agst	9	35	509	4		7				13	35	516	9		451
CHN - China	8	For	18	50	649	4	2	7	3		6	25	52	662	2		570
		Agst	8	49	644		1	2	2	2	6	10	52	652	7		562
DEN - Denmark	9	For	15	50	696	3		6				18	50	702	4		582
		Agst	13	81	686	2		4				15	81	690	6	1	631
GER - Germany	7	For	6	62	542	2		2				8	62	544	5	1	469
		Agst	23	43	532	3		5				26	43	537	2		471
JPN - Japan	7	For	5	53	519	3		5				8	53	524	4		440
		Agst	13	62	517	3		4				16	62	521	5		461
SWE - Sweden	9	For	27	93	713	6		9	2	2	6	35	95	728	14		619
		Agst	25	55	721	6	3	13	3		6	34	58	740	11		579
USA - United States	8	For	19	35	608	3	1	8				22	36	616	5		547
		Agst	12	50	607	2		4				14	50	611	8		547
TOTALS	31		119	419	4715	28	4	51	5	2	12	152	425	4778	55	1	4112

Legend:									
Bk	Blocks	Ch	Change Made	F	Fouls	G	Goals	MP	Matches Played
No	Shirt Number	OG	Own Goals	PM	Penalties Made	T	Throws		



OVERALL TEAM STATISTICS

运动队技术统计

Team	MP		Throws			Penalties			Free			Totals			PM	OG	BK		
			G	F	T	G	F	T	G	F	T	G	F	T					
BRA - Brazil	7	For	16	39	490	5		7				21	39	497	14		431		
		Agst	16	44	499	8		12				24	44	511	7		410		
CAN - Canada	7	For	13	37	498	2	1	7				15	38	505	7		454		
		Agst	9	35	509	4		7				13	35	516	9		451		
CHN - China	9	For	22	59	728	5	2	8			3		6	30	61	742	3		635
		Agst	13	57	723	1	1	3			2	2	6	16	60	732	8		628
DEN - Denmark	9	For	15	50	696	3		6						18	50	702	4		582
		Agst	13	81	686	2		4						15	81	690	6	1	631
GER - Germany	7	For	6	62	542	2		2						8	62	544	5	1	469
		Agst	23	43	532	3		5						26	43	537	2		471
JPN - Japan	7	For	5	53	519	3		5						8	53	524	4		440
		Agst	13	62	517	3		4						16	62	521	5		461
SWE - Sweden	9	For	27	93	713	6		9			2	2	6	35	95	728	14		619
		Agst	25	55	721	6	3	13			3		6	34	58	740	11		579
USA - United States	9	For	24	43	687	4	1	9						28	44	696	6		613
		Agst	16	59	686	3		5						19	59	691	9		612
TOTALS	32		128	436	4873	30	4	53	5	2	12	163	442	4938	57	1	4243		

Legend:									
Bk	Blocks	Ch	Change Made	F	Fouls	G	Goals	MP	Matches Played
No	Shirt Number	OG	Own Goals	PM	Penalties Made	T	Throws		




OVERALL TEAM STATISTICS

运动队技术统计

Team	MP		Throws			Penalties			Free			Totals			PM	OG	BK
			G	F	T	G	F	T	G	F	T	G	F	T			
BRA - Brazil	1	For	3		73							3		73	1		56
		Agst	4		71	1		1				5		72			51
CAN - Canada	1	For	2		67	1		2				3		69	3		53
		Agst	2		70	1		3				3		73	3		54
CHN - China	1	For	4		71	1		1				5		72			51
		Agst	3		73							3		73	1		56
DEN - Denmark	1	For	3	6	79							3	6	79	1		67
		Agst		11	78	1		1				1	11	79		1	66
GER - Germany	1	For		11	78	1		1				1	11	79		1	66
		Agst	3	6	79							3	6	79	1		67
JPN - Japan	1	For		4	72				1				4	73	1		64
		Agst	2	6	73				1			2	6	74	1		68
SWE - Sweden	1	For	2		70	1		3				3		73	3		54
		Agst	2		67	1		2				3		69	3		53
USA - United States	1	For	2	6	73				1			2	6	74	1		68
		Agst		4	72				1				4	73	1		64
TOTALS	4		16	27	583	4		9			20	27	592	10	1	479	

Legend:									
Bk	Blocks	Ch	Change Made	F	Fouls	G	Goals	MP	Matches Played
No	Shirt Number	OG	Own Goals	PM	Penalties Made	T	Throws		




OVERALL TEAM STATISTICS

运动队技术统计

Team	MP		Throws			Penalties			Free			Totals			PM	OG	BK
			G	F	T	G	F	T	G	F	T	G	F	T			
BRA - Brazil	1	For	3		73							3		73	1		56
		Agst	4		71	1		1				5		72			
CAN - Canada	1	For	2		67	1		2				3		69	3		53
		Agst	2		70	1		3			3		73	3			
CHN - China	1	For	4		71	1		1				5		72	1		51
		Agst	3		73						3		73	1			
DEN - Denmark	2	For	3	10	150							3	10	150	2		124
		Agst	1	15	150	2		2			3	15	152	1			
GER - Germany	1	For		11	78	1		1				1	11	79	1	1	66
		Agst	3	6	79						3	6	79	1			
JPN - Japan	1	For		4	72			1					4	73	1		64
		Agst	2	6	73			1			2	6	74	1			
SWE - Sweden	1	For	2		70	1		3				3		73	3		54
		Agst	2		67	1		2			3		69	3			
USA - United States	2	For	3	10	145	1		2				4	10	147	1		136
		Agst		8	143			1				8	144	2			
TOTALS	5		17	35	726	5		10			22	35	736	11	1	604	

Legend:									
Bk	Blocks	Ch	Change Made	F	Fouls	G	Goals	MP	Matches Played
No	Shirt Number	OG	Own Goals	PM	Penalties Made	T	Throws		



OVERALL TEAM STATISTICS

运动队技术统计

Team	MP		Throws			Penalties			Free			Totals			PM	OG	BK
			G	F	T	G	F	T	G	F	T	G	F	T			
BRA - Brazil	1	For	3		73							3		73	1		56
		Agst	4		71	1		1				5		72			51
CAN - Canada	1	For	2		67	1		2				3		69	3		53
		Agst	2		70	1		3				3		73	3		54
CHN - China	2	For	6	7	151	2		3				8	7	154			121
		Agst	3	4	149							3	4	149	3		127
DEN - Denmark	2	For	3	10	150							3	10	150	2		124
		Agst	1	15	150	2		2				3	15	152		1	134
GER - Germany	2	For		15	154	1		1				1	15	155	2	1	137
		Agst	5	13	159	1		2				6	13	161	1		137
JPN - Japan	1	For		4	72				1				4	73	1		64
		Agst	2	6	73				1			2	6	74	1		68
SWE - Sweden	1	For	2		70	1		3				3		73	3		54
		Agst	2		67	1		2				3		69	3		53
USA - United States	2	For	3	10	145	1		2				4	10	147	1		136
		Agst		8	143				1				8	144	2		121
TOTALS	6		19	46	882	6		12			25	46	894	13	1	745	

Legend:									
Bk	Blocks	Ch	Change Made	F	Fouls	G	Goals	MP	Matches Played
No	Shirt Number	OG	Own Goals	PM	Penalties Made	T	Throws		



OVERALL TEAM STATISTICS

运动队技术统计

Team	MP		Throws			Penalties			Free			Totals			PM	OG	BK
			G	F	T	G	F	T	G	F	T	G	F	T			
BRA - Brazil	2	For	6	4	140	3		3			9	4	143	5		115	
		Agst	8	7	140	2		4			10	7	144	3		110	
CAN - Canada	2	For	6	7	136	2		5			8	7	141	6		112	
		Agst	5	4	137	4		6			9	4	143	7		113	
CHN - China	2	For	6	7	151	2		3			8	7	154			121	
		Agst	3	4	149						3	4	149	3		127	
DEN - Denmark	2	For	3	10	150						3	10	150	2		124	
		Agst	1	15	150	2		2			3	15	152		1	134	
GER - Germany	2	For		15	154	1		1			1	15	155	2	1	137	
		Agst	5	13	159	1		2			6	13	161	1		137	
JPN - Japan	1	For		4	72			1				4	73	1		64	
		Agst	2	6	73			1			2	6	74	1		68	
SWE - Sweden	1	For	2		70	1		3			3		73	3		54	
		Agst	2		67	1		2			3		69	3		53	
USA - United States	2	For	3	10	145	1		2			4	10	147	1		136	
		Agst		8	143			1				8	144	2		121	
TOTALS	7		26	57	1018	10		18			36	57	1036	20	1	863	

Legend:									
Bk	Blocks	Ch	Change Made	F	Fouls	G	Goals	MP	Matches Played
No	Shirt Number	OG	Own Goals	PM	Penalties Made	T	Throws		



OVERALL TEAM STATISTICS

运动队技术统计

Team	MP		Throws			Penalties			Free			Totals			PM	OG	BK
			G	F	T	G	F	T	G	F	T	G	F	T			
BRA - Brazil	2	For	6	4	140	3		3			9	4	143	5		115	
		Agst	8	7	140	2		4			10	7	144	3		110	
CAN - Canada	2	For	6	7	136	2		5			8	7	141	6		112	
		Agst	5	4	137	4		6			9	4	143	7		113	
CHN - China	2	For	6	7	151	2		3			8	7	154			121	
		Agst	3	4	149						3	4	149	3		127	
DEN - Denmark	2	For	3	10	150						3	10	150	2		124	
		Agst	1	15	150	2		2			3	15	152		1	134	
GER - Germany	2	For		15	154	1		1			1	15	155	2	1	137	
		Agst	5	13	159	1		2			6	13	161	1		137	
JPN - Japan	2	For	1	11	148			1			1	11	149	1		119	
		Agst	6	24	153			1			6	24	154	1		136	
SWE - Sweden	2	For	6	18	150	1		3			7	18	153	3		122	
		Agst	3	7	143	1		2			4	7	145	3		108	
USA - United States	2	For	3	10	145	1		2			4	10	147	1		136	
		Agst		8	143			1				8	144	2		121	
TOTALS	8		31	82	1174	10		18			41	82	1192	20	1	986	

Legend:									
Bk	Blocks	Ch	Change Made	F	Fouls	G	Goals	MP	Matches Played
No	Shirt Number	OG	Own Goals	PM	Penalties Made	T	Throws		



OVERALL TEAM STATISTICS

运动队技术统计

Team	MP		Throws			Penalties			Free			Totals			PM	OG	BK
			G	F	T	G	F	T	G	F	T	G	F	T			
BRA - Brazil	2	For	6	4	140	3		3			9	4	143	5		115	
		Agst	8	7	140	2		4			10	7	144	3		110	
CAN - Canada	3	For	9	12	207	2		5			11	12	212	7		180	
		Agst	5	12	213	4		7			9	12	220	7		176	
CHN - China	2	For	6	7	151	2		3			8	7	154			121	
		Agst	3	4	149						3	4	149	3		127	
DEN - Denmark	2	For	3	10	150						3	10	150	2		124	
		Agst	1	15	150	2		2			3	15	152		1	134	
GER - Germany	2	For		15	154	1		1			1	15	155	2	1	137	
		Agst	5	13	159	1		2			6	13	161	1		137	
JPN - Japan	3	For	1	19	224			2			1	19	226	1		182	
		Agst	9	29	224			1			9	29	225	2		204	
SWE - Sweden	2	For	6	18	150	1		3			7	18	153	3		122	
		Agst	3	7	143	1		2			4	7	145	3		108	
USA - United States	2	For	3	10	145	1		2			4	10	147	1		136	
		Agst		8	143			1				8	144	2		121	
TOTALS	9		34	95	1321	10		19			44	95	1340	21	1	1117	

Legend:									
Bk	Blocks	Ch	Change Made	F	Fouls	G	Goals	MP	Matches Played
No	Shirt Number	OG	Own Goals	PM	Penalties Made	T	Throws		



PLAYER RANKING As of 7 SEP 2008

个人技术统计

GOAL SCORERS

Rk	Name	NPC	G	P	Total
1	LIN S	CHN	3		3
2	CHEN F	CHN	1	1	2
	CUSTODIO AC	BRA	2		2
4	LINO A	BRA	1		1

SCORING AVERAGE

Rk	Name	NPC	MP	G	Avg	P	Total
1	LIN S	CHN	1	3	3.0		3
2	CHEN F	CHN	1	1	2.0	1	2
	CUSTODIO AC	BRA	1	2	2.0		2
4	LINO A	BRA	1	1	1.0		1

Legend:		G	MP	P	Rk
Avg	Average	Goals	Matches Played	Penalties	Rank



PLAYER RANKING As of 9 SEP 2008

个人技术统计

GOAL SCORERS

Rk	Name	NPC	G	P	Total
1	MORIN N	CAN	5	2	7
2	CUSTODIO AC	BRA	2	3	5
3	CHEN F	CHN	1	2	3
	GUSTAVSSON M	SWE	2	1	3
	JALMESTAL J	SWE	3		3
	LIN S	CHN	3		3
	VEDSTED L	DEN	3		3
8	AMORIM C	BRA	2		2
	ARMBRUSTER J	USA	1	1	2
	LINO A	BRA	2		2
	MILLER A	USA	2		2
	SANTOS N	BRA	2		2
	SCOTT C	CAN	2		2
	XU J	CHN	2		2
15	ALSOP A	CAN	1		1
	FISCHER I	GER		1	1
	KOMIYA M	JPN	1		1
	LISABETH A	CAN	1		1
	NAESSTROM S	SWE	1		1
	SCHINDLER S	GER	1		1
	SILVA S	BRA	1		1

SCORING AVERAGE

Rk	Name	NPC	MP	G	Avg	P	Total
1	CUSTODIO AC	BRA	2	2	2.5	3	5
2	MORIN N	CAN	3	5	2.3	2	7
3	CHEN F	CHN	2	1	1.5	2	3
	GUSTAVSSON M	SWE	2	2	1.5	1	3
	JALMESTAL J	SWE	2	3	1.5		3
	LIN S	CHN	2	3	1.5		3
	VEDSTED L	DEN	2	3	1.5		3
8	ARMBRUSTER J	USA	2	1	1.0	1	2
	LINO A	BRA	2	2	1.0		2
	MILLER A	USA	2	2	1.0		2
	NAESSTROM S	SWE	1	1	1.0		1
	XU J	CHN	2	2	1.0		2
13	AMORIM C	BRA	3	2	0.7		2
	SANTOS N	BRA	3	2	0.7		2
	SCOTT C	CAN	3	2	0.7		2
16	ALSOP A	CAN	2	1	0.5		1
	LISABETH A	CAN	2	1	0.5		1
	SCHINDLER S	GER	2	1	0.5		1
19	FISCHER I	GER	3		0.3	1	1
	KOMIYA M	JPN	3	1	0.3		1
	SILVA S	BRA	3	1	0.3		1

Legend:

Avg Average G Goals MP Matches Played P Penalties Rk Rank



PLAYER RANKING As of 9 SEP 2008

个人技术统计


GOAL SCORERS

Rk	Name	NPC	G	P	Total
1	MORIN N	CAN	5	2	7
2	CUSTODIO AC	BRA	2	3	5
3	GUSTAVSSON M	SWE	3	1	4
4	CHEN F	CHN	1	2	3
	JALMESTAL J	SWE	3		3
	LIN S	CHN	3		3
	VEDSTED L	DEN	3		3
8	AMORIM C	BRA	2		2
	ARMBRUSTER J	USA	1	1	2
	LINO A	BRA	2		2
	MILLER A	USA	2		2
	RYDING K	DEN	2		2
	SANTOS N	BRA	2		2
	SCOTT C	CAN	2		2
	XU J	CHN	2		2
16	ALSOP A	CAN	1		1
	FISCHER I	GER		1	1
	KOMIYA M	JPN	1		1
	LISABETH A	CAN	1		1
	NAESSTROM S	SWE	1		1
	SCHINDLER S	GER	1		1
	SILVA S	BRA	1		1

SCORING AVERAGE

Rk	Name	NPC	MP	G	Avg	P	Total
1	CUSTODIO AC	BRA	2	2	2.5	3	5
2	MORIN N	CAN	3	5	2.3	2	7
3	CHEN F	CHN	2	1	1.5	2	3
	LIN S	CHN	2	3	1.5		3
5	GUSTAVSSON M	SWE	3	3	1.3	1	4
6	ARMBRUSTER J	USA	2	1	1.0	1	2
	JALMESTAL J	SWE	3	3	1.0		3
	LINO A	BRA	2	2	1.0		2
	MILLER A	USA	2	2	1.0		2
	VEDSTED L	DEN	3	3	1.0		3
	XU J	CHN	2	2	1.0		2
12	AMORIM C	BRA	3	2	0.7		2
	RYDING K	DEN	3	2	0.7		2
	SANTOS N	BRA	3	2	0.7		2
	SCOTT C	CAN	3	2	0.7		2
16	ALSOP A	CAN	2	1	0.5		1
	LISABETH A	CAN	2	1	0.5		1
	NAESSTROM S	SWE	2	1	0.5		1
	SCHINDLER S	GER	2	1	0.5		1
20	FISCHER I	GER	3		0.3	1	1
	KOMIYA M	JPN	3	1	0.3		1
	SILVA S	BRA	3	1	0.3		1

Avg	Average	G	Goals	MP	Matches Played	P	Penalties	Rk	Rank
-----	---------	---	-------	----	----------------	---	-----------	----	------



PLAYER RANKING As of 9 SEP 2008

个人技术统计

GOAL SCORERS

Rk	Name	NPC	G	P	Total
1	MORIN N	CAN	5	2	7
2	CHEN F	CHN	3	2	5
	CUSTODIO AC	BRA	2	3	5
4	GUSTAVSSON M	SWE	3	1	4
	LIN S	CHN	3	1	4
6	JALMESTAL J	SWE	3		3
	VEDSTED L	DEN	3		3
	XU J	CHN	3		3
9	AMORIM C	BRA	2		2
	ARMBRUSTER J	USA	1	1	2
	LINO A	BRA	2		2
	MILLER A	USA	2		2
	RYDING K	DEN	2		2
	SANTOS N	BRA	2		2
	SCOTT C	CAN	2		2
16	ALSOP A	CAN	1		1
	FISCHER I	GER		1	1
	KOMIYA M	JPN	1		1
	LISABETH A	CAN	1		1
	NAESSTROM S	SWE	1		1
	SCHINDLER S	GER	1		1
	SILVA S	BRA	1		1

SCORING AVERAGE

Rk	Name	NPC	MP	G	Avg	P	Total
1	CUSTODIO AC	BRA	2	2	2.5	3	5
2	MORIN N	CAN	3	5	2.3	2	7
3	CHEN F	CHN	3	3	1.7	2	5
4	GUSTAVSSON M	SWE	3	3	1.3	1	4
	LIN S	CHN	3	3	1.3	1	4
6	JALMESTAL J	SWE	3	3	1.0		3
	LINO A	BRA	2	2	1.0		2
	VEDSTED L	DEN	3	3	1.0		3
	XU J	CHN	3	3	1.0		3
10	AMORIM C	BRA	3	2	0.7		2
	ARMBRUSTER J	USA	3	1	0.7	1	2
	MILLER A	USA	3	2	0.7		2
	RYDING K	DEN	3	2	0.7		2
	SANTOS N	BRA	3	2	0.7		2
	SCOTT C	CAN	3	2	0.7		2
16	ALSOP A	CAN	2	1	0.5		1
	LISABETH A	CAN	2	1	0.5		1
	NAESSTROM S	SWE	2	1	0.5		1
	SCHINDLER S	GER	2	1	0.5		1
20	FISCHER I	GER	3		0.3	1	1
	KOMIYA M	JPN	3	1	0.3		1
	SILVA S	BRA	3	1	0.3		1

Avg	Average	G	Goals	MP	Matches Played	P	Penalties	Rk	Rank
-----	---------	---	-------	----	----------------	---	-----------	----	------



PLAYER RANKING As of 10 SEP 2008

个人技术统计

GOAL SCORERS

Rk	Name	NPC	G	P	Total
1	MORIN N	CAN	6	2	8
2	CHEN F	CHN	3	2	5
	CUSTODIO AC	BRA	2	3	5
4	GUSTAVSSON M	SWE	3	1	4
	LIN S	CHN	3	1	4
6	JALMESTAL J	SWE	3		3
	VEDSTED L	DEN	3		3
	XU J	CHN	3		3
9	AMORIM C	BRA	2		2
	ARMBRUSTER J	USA	1	1	2
	LINO A	BRA	2		2
	MILLER A	USA	2		2
	RYDING K	DEN	2		2
	SANTOS N	BRA	2		2
	SCOTT C	CAN	2		2
16	ALSOP A	CAN	1		1
	FISCHER I	GER		1	1
	KOMIYA M	JPN	1		1
	LISABETH A	CAN	1		1
	NAESSTROM S	SWE	1		1
	SCHINDLER S	GER	1		1
	SILVA S	BRA	1		1

SCORING AVERAGE

Rk	Name	NPC	MP	G	Avg	P	Total
1	CUSTODIO AC	BRA	2	2	2.5	3	5
2	MORIN N	CAN	4	6	2.0	2	8
3	CHEN F	CHN	3	3	1.7	2	5
4	GUSTAVSSON M	SWE	3	3	1.3	1	4
	LIN S	CHN	3	3	1.3	1	4
6	JALMESTAL J	SWE	3	3	1.0		3
	LINO A	BRA	2	2	1.0		2
	VEDSTED L	DEN	3	3	1.0		3
	XU J	CHN	3	3	1.0		3
10	AMORIM C	BRA	3	2	0.7		2
	ARMBRUSTER J	USA	3	1	0.7	1	2
	MILLER A	USA	3	2	0.7		2
	RYDING K	DEN	3	2	0.7		2
	SANTOS N	BRA	3	2	0.7		2
	SCOTT C	CAN	3	2	0.7		2
16	NAESSTROM S	SWE	2	1	0.5		1
17	ALSOP A	CAN	3	1	0.3		1
	KOMIYA M	JPN	3	1	0.3		1
	LISABETH A	CAN	3	1	0.3		1
	SCHINDLER S	GER	3	1	0.3		1
	SILVA S	BRA	3	1	0.3		1
	FISCHER I	GER	4		0.3	1	1

Legend:

Avg Average G Goals MP Matches Played P Penalties Rk Rank



PLAYER RANKING As of 10 SEP 2008

个人技术统计

GOAL SCORERS

Rk	Name	NPC	G	P	Total
1	MORIN N	CAN	6	2	8
2	CHEN F	CHN	3	2	5
	CUSTODIO AC	BRA	2	3	5
	VEDSTED L	DEN	3	2	5
5	GUSTAVSSON M	SWE	3	1	4
	LIN S	CHN	3	1	4
7	JALMESTAL J	SWE	3		3
	XU J	CHN	3		3
9	AMORIM C	BRA	2		2
	ARMBRUSTER J	USA	1	1	2
	KOMIYA M	JPN	2		2
	LINO A	BRA	2		2
	MILLER A	USA	2		2
	RYDING K	DEN	2		2
	SANTOS N	BRA	2		2
	SCOTT C	CAN	2		2
17	ALSOP A	CAN	1		1
	FISCHER I	GER		1	1
	LISABETH A	CAN	1		1
	NAESSTROM S	SWE	1		1
	SCHINDLER S	GER	1		1
	SILVA S	BRA	1		1

SCORING AVERAGE

Rk	Name	NPC	MP	G	Avg	P	Total
1	CUSTODIO AC	BRA	2	2	2.5	3	5
2	MORIN N	CAN	4	6	2.0	2	8
3	CHEN F	CHN	3	3	1.7	2	5
4	GUSTAVSSON M	SWE	3	3	1.3	1	4
	LIN S	CHN	3	3	1.3	1	4
	VEDSTED L	DEN	4	3	1.3	2	5
7	JALMESTAL J	SWE	3	3	1.0		3
	LINO A	BRA	2	2	1.0		2
	XU J	CHN	3	3	1.0		3
10	AMORIM C	BRA	3	2	0.7		2
	ARMBRUSTER J	USA	3	1	0.7	1	2
	MILLER A	USA	3	2	0.7		2
	SANTOS N	BRA	3	2	0.7		2
	SCOTT C	CAN	3	2	0.7		2
15	KOMIYA M	JPN	4	2	0.5		2
	NAESSTROM S	SWE	2	1	0.5		1
	RYDING K	DEN	4	2	0.5		2
18	ALSOP A	CAN	3	1	0.3		1
	LISABETH A	CAN	3	1	0.3		1
	SCHINDLER S	GER	3	1	0.3		1
	SILVA S	BRA	3	1	0.3		1
	FISCHER I	GER	4		0.3	1	1

Legend:									
Avg	Average	G	Goals	MP	Matches Played	P	Penalties	Rk	Rank



PLAYER RANKING As of 10 SEP 2008

个人技术统计


GOAL SCORERS

Rk	Name	NPC	G	P	Total
1	MORIN N	CAN	6	2	8
2	GUSTAVSSON M	SWE	6	1	7
3	CHEN F	CHN	3	2	5
	CUSTODIO AC	BRA	2	3	5
	LIN S	CHN	4	1	5
	VEDSTED L	DEN	3	2	5
7	WANG R	CHN	4		4
8	JALMESTAL J	SWE	3		3
	XU J	CHN	3		3
10	AMORIM C	BRA	2		2
	ARMBRUSTER J	USA	1	1	2
	KOMIYA M	JPN	2		2
	LINO A	BRA	2		2
	MILLER A	USA	2		2
	RYDING K	DEN	2		2
	SANTOS N	BRA	2		2
	SCOTT C	CAN	2		2
18	ALSOP A	CAN	1		1
	FISCHER I	GER		1	1
	LISABETH A	CAN	1		1
	NAESSTROM S	SWE	1		1
	SCHINDLER S	GER	1		1
	SILVA S	BRA	1		1

SCORING AVERAGE

Rk	Name	NPC	MP	G	Avg	P	Total
1	WANG R	CHN	1	4	4.0		4
2	CUSTODIO AC	BRA	2	2	2.5	3	5
3	MORIN N	CAN	4	6	2.0	2	8
4	GUSTAVSSON M	SWE	4	6	1.8	1	7
5	CHEN F	CHN	4	3	1.3	2	5
	LIN S	CHN	4	4	1.3	1	5
	VEDSTED L	DEN	4	3	1.3	2	5
8	LINO A	BRA	2	2	1.0		2
9	JALMESTAL J	SWE	4	3	0.8		3
	XU J	CHN	4	3	0.8		3
11	AMORIM C	BRA	3	2	0.7		2
	ARMBRUSTER J	USA	3	1	0.7	1	2
	MILLER A	USA	3	2	0.7		2
	SANTOS N	BRA	3	2	0.7		2
	SCOTT C	CAN	3	2	0.7		2
16	KOMIYA M	JPN	4	2	0.5		2
	RYDING K	DEN	4	2	0.5		2
18	ALSOP A	CAN	3	1	0.3		1
	LISABETH A	CAN	3	1	0.3		1
	NAESSTROM S	SWE	3	1	0.3		1
	SCHINDLER S	GER	3	1	0.3		1
	SILVA S	BRA	3	1	0.3		1
	FISCHER I	GER	4		0.3	1	1

Legend:									
Avg	Average	G	Goals	MP	Matches Played	P	Penalties	Rk	Rank



PLAYER RANKING As of 10 SEP 2008

个人技术统计

GOAL SCORERS

Rk	Name	NPC	G	P	Total
1	MORIN N	CAN	6	2	8
2	GUSTAVSSON M	SWE	6	1	7
3	CUSTODIO AC	BRA	3	3	6
4	CHEN F	CHN	3	2	5
	LIN S	CHN	4	1	5
	VEDSTED L	DEN	3	2	5
7	MILLER A	USA	4		4
	WANG R	CHN	4		4
9	JALMESTAL J	SWE	3		3
	XU J	CHN	3		3
11	AMORIM C	BRA	2		2
	ARMBRUSTER J	USA	1	1	2
	KOMIYA M	JPN	2		2
	LINO A	BRA	2		2
	RYDING K	DEN	2		2
	SANTOS N	BRA	2		2
	SCOTT C	CAN	2		2
	SILVA S	BRA	2		2
19	ALSOP A	CAN	1		1
	FISCHER I	GER		1	1
	LISABETH A	CAN	1		1
	NAESSTROM S	SWE	1		1
	SCHINDLER S	GER	1		1

SCORING AVERAGE

Rk	Name	NPC	MP	G	Avg	P	Total
1	WANG R	CHN	1	4	4.0		4
2	CUSTODIO AC	BRA	3	3	2.0	3	6
	MORIN N	CAN	4	6	2.0	2	8
4	GUSTAVSSON M	SWE	4	6	1.8	1	7
5	CHEN F	CHN	4	3	1.3	2	5
	LIN S	CHN	4	4	1.3	1	5
	VEDSTED L	DEN	4	3	1.3	2	5
8	LINO A	BRA	2	2	1.0		2
	MILLER A	USA	4	4	1.0		4
10	JALMESTAL J	SWE	4	3	0.8		3
	XU J	CHN	4	3	0.8		3
12	SCOTT C	CAN	3	2	0.7		2
13	AMORIM C	BRA	4	2	0.5		2
	ARMBRUSTER J	USA	4	1	0.5	1	2
	KOMIYA M	JPN	4	2	0.5		2
	RYDING K	DEN	4	2	0.5		2
	SANTOS N	BRA	4	2	0.5		2
	SILVA S	BRA	4	2	0.5		2
19	ALSOP A	CAN	3	1	0.3		1
	LISABETH A	CAN	3	1	0.3		1
	NAESSTROM S	SWE	3	1	0.3		1
	SCHINDLER S	GER	3	1	0.3		1
	FISCHER I	GER	4		0.3	1	1

Legend:

Avg Average G Goals MP Matches Played P Penalties Rk Rank



PLAYER RANKING As of 11 SEP 2008

个人技术统计

GOAL SCORERS

Rk	Name	NPC	G	P	Total
1	MORIN N	CAN	6	2	8
2	GUSTAVSSON M	SWE	6	1	7
3	CHEN F	CHN	3	3	6
	CUSTODIO AC	BRA	3	3	6
	LIN S	CHN	5	1	6
6	VEDSTED L	DEN	3	2	5
7	MILLER A	USA	4		4
	WANG R	CHN	4		4
	XU J	CHN	4		4
10	JALMESTAL J	SWE	3		3
11	AMORIM C	BRA	2		2
	ARMBRUSTER J	USA	1	1	2
	KOMIYA M	JPN	2		2
	LINO A	BRA	2		2
	RYDING K	DEN	2		2
	SANTOS N	BRA	2		2
	SCOTT C	CAN	2		2
	SILVA S	BRA	2		2
19	ADACHI A	JPN	1		1
	ALSOP A	CAN	1		1
	FISCHER I	GER		1	1
	LISABETH A	CAN	1		1
	NAESSTROM S	SWE	1		1
	SCHINDLER S	GER	1		1

SCORING AVERAGE

Rk	Name	NPC	MP	G	Avg	P	Total
1	CUSTODIO AC	BRA	3	3	2.0	3	6
	MORIN N	CAN	4	6	2.0	2	8
	WANG R	CHN	2	4	2.0		4
4	GUSTAVSSON M	SWE	4	6	1.8	1	7
5	VEDSTED L	DEN	4	3	1.3	2	5
6	CHEN F	CHN	5	3	1.2	3	6
	LIN S	CHN	5	5	1.2	1	6
8	LINO A	BRA	2	2	1.0		2
	MILLER A	USA	4	4	1.0		4
10	XU J	CHN	5	4	0.8		4
	JALMESTAL J	SWE	4	3	0.8		3
12	SCOTT C	CAN	3	2	0.7		2
13	AMORIM C	BRA	4	2	0.5		2
	ARMBRUSTER J	USA	4	1	0.5	1	2
	RYDING K	DEN	4	2	0.5		2
	SANTOS N	BRA	4	2	0.5		2
	SILVA S	BRA	4	2	0.5		2
18	KOMIYA M	JPN	5	2	0.4		2
19	ALSOP A	CAN	3	1	0.3		1
	LISABETH A	CAN	3	1	0.3		1
	NAESSTROM S	SWE	3	1	0.3		1
	SCHINDLER S	GER	3	1	0.3		1
	FISCHER I	GER	4		0.3	1	1
24	ADACHI A	JPN	5	1	0.2		1

Legend:									
Avg	Average	G	Goals	MP	Matches Played	P	Penalties	Rk	Rank



PLAYER RANKING As of 11 SEP 2008

个人技术统计

GOAL SCORERS

Rk	Name	NPC	G	P	Total
1	GUSTAVSSON M	SWE	9	1	10
2	CUSTODIO AC	BRA	4	4	8
	MORIN N	CAN	6	2	8
4	CHEN F	CHN	3	3	6
	LIN S	CHN	5	1	6
6	VEDSTED L	DEN	3	2	5
7	JALMESTAL J	SWE	3	1	4
	MILLER A	USA	4		4
	SILVA S	BRA	3	1	4
	WANG R	CHN	4		4
	XU J	CHN	4		4
12	AMORIM C	BRA	2		2
	ARMBRUSTER J	USA	1	1	2
	KOMIYA M	JPN	2		2
	LINO A	BRA	2		2
	RYDING K	DEN	2		2
	SANTOS N	BRA	2		2
	SCOTT C	CAN	2		2
19	ADACHI A	JPN	1		1
	ALSOP A	CAN	1		1
	ALVERSTEDT A	SWE		1	1
	FISCHER I	GER		1	1
	LISABETH A	CAN	1		1
	NAESSTROM S	SWE	1		1
	SCHINDLER S	GER	1		1

SCORING AVERAGE

Rk	Name	NPC	MP	G	Avg	P	Total
1	CUSTODIO AC	BRA	4	4	2.0	4	8
	GUSTAVSSON M	SWE	5	9	2.0	1	10
	MORIN N	CAN	4	6	2.0	2	8
	WANG R	CHN	2	4	2.0		4
5	VEDSTED L	DEN	4	3	1.3	2	5
6	CHEN F	CHN	5	3	1.2	3	6
	LIN S	CHN	5	5	1.2	1	6
8	MILLER A	USA	4	4	1.0		4
9	JALMESTAL J	SWE	5	3	0.8	1	4
	SILVA S	BRA	5	3	0.8	1	4
	XU J	CHN	5	4	0.8		4
12	LINO A	BRA	3	2	0.7		2
	SCOTT C	CAN	3	2	0.7		2
14	ARMBRUSTER J	USA	4	1	0.5	1	2
	RYDING K	DEN	4	2	0.5		2
16	AMORIM C	BRA	5	2	0.4		2
	KOMIYA M	JPN	5	2	0.4		2
	SANTOS N	BRA	5	2	0.4		2
19	ALSOP A	CAN	3	1	0.3		1
	LISABETH A	CAN	3	1	0.3		1
	NAESSTROM S	SWE	3	1	0.3		1
	SCHINDLER S	GER	3	1	0.3		1
	FISCHER I	GER	4		0.3	1	1
24	ADACHI A	JPN	5	1	0.2		1
	ALVERSTEDT A	SWE	5		0.2	1	1

Avg	Average	G	Goals	MP	Matches Played	P	Penalties	Rk	Rank
-----	---------	---	-------	----	----------------	---	-----------	----	------



PLAYER RANKING As of 11 SEP 2008

个人技术统计

GOAL SCORERS

Rk	Name	NPC	G	P	Total
1	GUSTAVSSON M	SWE	9	1	10
2	CUSTODIO AC	BRA	4	4	8
	MORIN N	CAN	6	2	8
4	CHEN F	CHN	3	3	6
	LIN S	CHN	5	1	6
	MILLER A	USA	6		6
7	VEDSTED L	DEN	3	2	5
8	ARMBRUSTER J	USA	3	1	4
	JALMESTAL J	SWE	3	1	4
	SILVA S	BRA	3	1	4
	WANG R	CHN	4		4
	XU J	CHN	4		4
13	AMORIM C	BRA	2		2
	KOMIYA M	JPN	2		2
	LINO A	BRA	2		2
	RYDING K	DEN	2		2
	SANTOS N	BRA	2		2
	SCOTT C	CAN	2		2
19	ADACHI A	JPN	1		1
	ALSOP A	CAN	1		1
	ALVERSTEDT A	SWE		1	1
	FISCHER I	GER		1	1
	LISABETH A	CAN	1		1
	NAESSTROM S	SWE	1		1
	SCHINDLER S	GER	1		1

SCORING AVERAGE

Rk	Name	NPC	MP	G	Avg	P	Total
1	CUSTODIO AC	BRA	4	4	2.0	4	8
	GUSTAVSSON M	SWE	5	9	2.0	1	10
	MORIN N	CAN	4	6	2.0	2	8
	WANG R	CHN	2	4	2.0		4
5	VEDSTED L	DEN	4	3	1.3	2	5
6	CHEN F	CHN	5	3	1.2	3	6
	LIN S	CHN	5	5	1.2	1	6
	MILLER A	USA	5	6	1.2		6
9	ARMBRUSTER J	USA	5	3	0.8	1	4
	JALMESTAL J	SWE	5	3	0.8	1	4
	SILVA S	BRA	5	3	0.8	1	4
	XU J	CHN	5	4	0.8		4
13	LINO A	BRA	3	2	0.7		2
	SCOTT C	CAN	3	2	0.7		2
15	RYDING K	DEN	4	2	0.5		2
16	AMORIM C	BRA	5	2	0.4		2
	KOMIYA M	JPN	5	2	0.4		2
	SANTOS N	BRA	5	2	0.4		2
19	ALSOP A	CAN	3	1	0.3		1
	LISABETH A	CAN	3	1	0.3		1
	NAESSTROM S	SWE	3	1	0.3		1
	SCHINDLER S	GER	4	1	0.3		1
23	ADACHI A	JPN	5	1	0.2		1
	ALVERSTEDT A	SWE	5		0.2	1	1
	FISCHER I	GER	5		0.2	1	1

Legend:									
Avg	Average	G	Goals	MP	Matches Played	P	Penalties	Rk	Rank



PLAYER RANKING As of 7 SEP 2008

个人技术统计

GOAL SCORERS


Rk	Name	NPC	G	P	Total
1	LIN S	CHN	3		3
2	CHEN F	CHN	1	1	2
	CUSTODIO AC	BRA	2		2
	JALMESTAL J	SWE	2		2
5	ALSOP A	CAN	1		1
	GUSTAVSSON M	SWE		1	1
	LINO A	BRA	1		1
	LISABETH A	CAN	1		1
	MORIN N	CAN		1	1

SCORING AVERAGE

Rk	Name	NPC	MP	G	Avg	P	Total
1	LIN S	CHN	1	3	3.0		3
2	CHEN F	CHN	1	1	2.0	1	2
	CUSTODIO AC	BRA	1	2	2.0		2
	JALMESTAL J	SWE	1	2	2.0		2
5	ALSOP A	CAN	1	1	1.0		1
	GUSTAVSSON M	SWE	1		1.0	1	1
	LINO A	BRA	1	1	1.0		1
	LISABETH A	CAN	1	1	1.0		1
	MORIN N	CAN	1		1.0	1	1

Legend:

Avg Average **G** Goals **MP** Matches Played **P** Penalties **Rk** Rank



PLAYER RANKING As of 11 SEP 2008

个人技术统计

GOAL SCORERS

Rk	Name	NPC	G	P	Total
1	GUSTAVSSON M	SWE	9	1	10
2	MORIN N	CAN	7	2	9
3	CUSTODIO AC	BRA	4	4	8
4	VEDSTED L	DEN	5	2	7
5	CHEN F	CHN	3	3	6
	LIN S	CHN	5	1	6
	MILLER A	USA	6		6
8	ARMBRUSTER J	USA	3	1	4
	JALMESTAL J	SWE	3	1	4
	SILVA S	BRA	3	1	4
	WANG R	CHN	4		4
	XU J	CHN	4		4
13	AMORIM C	BRA	2		2
	KOMIYA M	JPN	2		2
	LINO A	BRA	2		2
	LISABETH A	CAN	2		2
	RYDING K	DEN	2		2
	SANTOS N	BRA	2		2
	SCOTT C	CAN	2		2
20	ADACHI A	JPN	1		1
	ALSOP A	CAN	1		1
	ALVERSTEDT A	SWE		1	1
	FISCHER I	GER		1	1
	NAESSTROM S	SWE	1		1
	SCHINDLER S	GER	1		1

SCORING AVERAGE

Rk	Name	NPC	MP	G	Avg	P	Total
1	CUSTODIO AC	BRA	4	4	2.0	4	8
	GUSTAVSSON M	SWE	5	9	2.0	1	10
	WANG R	CHN	2	4	2.0		4
4	MORIN N	CAN	5	7	1.8	2	9
5	VEDSTED L	DEN	5	5	1.4	2	7
6	CHEN F	CHN	5	3	1.2	3	6
	LIN S	CHN	5	5	1.2	1	6
	MILLER A	USA	5	6	1.2		6
9	ARMBRUSTER J	USA	5	3	0.8	1	4
	JALMESTAL J	SWE	5	3	0.8	1	4
	SILVA S	BRA	5	3	0.8	1	4
	XU J	CHN	5	4	0.8		4
13	LINO A	BRA	3	2	0.7		2
	SCOTT C	CAN	3	2	0.7		2
15	LISABETH A	CAN	4	2	0.5		2
16	AMORIM C	BRA	5	2	0.4		2
	KOMIYA M	JPN	5	2	0.4		2
	RYDING K	DEN	5	2	0.4		2
	SANTOS N	BRA	5	2	0.4		2
20	NAESSTROM S	SWE	3	1	0.3		1
	ALSOP A	CAN	4	1	0.3		1
	SCHINDLER S	GER	4	1	0.3		1
23	ADACHI A	JPN	5	1	0.2		1
	ALVERSTEDT A	SWE	5		0.2	1	1
	FISCHER I	GER	5		0.2	1	1

Avg	Average	G	Goals	MP	Matches Played	P	Penalties	Rk	Rank
-----	---------	---	-------	----	----------------	---	-----------	----	------



PLAYER RANKING As of 12 SEP 2008

个人技术统计

GOAL SCORERS

Rk	Name	NPC	G	P	Total
1	GUSTAVSSON M	SWE	9	1	10
	MORIN N	CAN	8	2	10
3	CUSTODIO AC	BRA	4	4	8
4	MILLER A	USA	7		7
	VEDSTED L	DEN	5	2	7
6	CHEN F	CHN	3	3	6
	LIN S	CHN	5	1	6
8	ARMBRUSTER J	USA	3	1	4
	JALMESTAL J	SWE	3	1	4
	SILVA S	BRA	3	1	4
	WANG R	CHN	4		4
	XU J	CHN	4		4
13	AMORIM C	BRA	2		2
	KOMIYA M	JPN	2		2
	LINO A	BRA	2		2
	LISABETH A	CAN	2		2
	RYDING K	DEN	2		2
	SANTOS N	BRA	2		2
	SCOTT C	CAN	2		2
20	ADACHI A	JPN	1		1
	ALSOP A	CAN	1		1
	ALVERSTEDT A	SWE		1	1
	FISCHER I	GER		1	1
	NAESSTROM S	SWE	1		1
	SCHINDLER S	GER	1		1

SCORING AVERAGE

Rk	Name	NPC	MP	G	Avg	P	Total
1	CUSTODIO AC	BRA	4	4	2.0	4	8
	GUSTAVSSON M	SWE	5	9	2.0	1	10
	WANG R	CHN	2	4	2.0		4
4	MORIN N	CAN	6	8	1.7	2	10
5	VEDSTED L	DEN	5	5	1.4	2	7
6	CHEN F	CHN	5	3	1.2	3	6
	LIN S	CHN	5	5	1.2	1	6
	MILLER A	USA	6	7	1.2		7
9	JALMESTAL J	SWE	5	3	0.8	1	4
	SILVA S	BRA	5	3	0.8	1	4
	XU J	CHN	5	4	0.8		4
12	ARMBRUSTER J	USA	6	3	0.7	1	4
	LINO A	BRA	3	2	0.7		2
	SCOTT C	CAN	3	2	0.7		2
15	AMORIM C	BRA	5	2	0.4		2
	KOMIYA M	JPN	5	2	0.4		2
	LISABETH A	CAN	5	2	0.4		2
	RYDING K	DEN	5	2	0.4		2
	SANTOS N	BRA	5	2	0.4		2
20	NAESSTROM S	SWE	3	1	0.3		1
	SCHINDLER S	GER	4	1	0.3		1
22	ADACHI A	JPN	5	1	0.2		1
	ALSOP A	CAN	5	1	0.2		1
	ALVERSTEDT A	SWE	5		0.2	1	1
	FISCHER I	GER	5		0.2	1	1

Legend:									
Avg	Average	G	Goals	MP	Matches Played	P	Penalties	Rk	Rank



PLAYER RANKING As of 12 SEP 2008

个人技术统计


GOAL SCORERS

Rk	Name	NPC	G	P	Total
1	GUSTAVSSON M	SWE	9	1	10
	MORIN N	CAN	8	2	10
3	CUSTODIO AC	BRA	4	4	8
4	MILLER A	USA	7		7
	VEDSTED L	DEN	5	2	7
6	CHEN F	CHN	3	3	6
	LIN S	CHN	5	1	6
8	ARMBRUSTER J	USA	3	1	4
	JALMESTAL J	SWE	3	1	4
	SILVA S	BRA	3	1	4
	WANG R	CHN	4		4
	XU J	CHN	4		4
13	AMORIM C	BRA	2		2
	KOMIYA M	JPN	2		2
	LINO A	BRA	2		2
	LISABETH A	CAN	2		2
	RYDING K	DEN	2		2
	SANTOS N	BRA	2		2
	SCOTT C	CAN	2		2
20	ADACHI A	JPN	1		1
	ALSOP A	CAN	1		1
	ALVERSTEDT A	SWE		1	1
	FISCHER I	GER		1	1
	NAESSTROM S	SWE	1		1
	SCHINDLER S	GER	1		1

SCORING AVERAGE

Rk	Name	NPC	MP	G	Avg	P	Total
1	CUSTODIO AC	BRA	4	4	2.0	4	8
	GUSTAVSSON M	SWE	5	9	2.0	1	10
	WANG R	CHN	2	4	2.0		4
4	MORIN N	CAN	6	8	1.7	2	10
5	MILLER A	USA	6	7	1.2		7
	VEDSTED L	DEN	6	5	1.2	2	7
7	CHEN F	CHN	6	3	1.0	3	6
	LIN S	CHN	6	5	1.0	1	6
9	JALMESTAL J	SWE	5	3	0.8	1	4
	SILVA S	BRA	5	3	0.8	1	4
11	ARMBRUSTER J	USA	6	3	0.7	1	4
	LINO A	BRA	3	2	0.7		2
	SCOTT C	CAN	3	2	0.7		2
	XU J	CHN	6	4	0.7		4
15	AMORIM C	BRA	5	2	0.4		2
	KOMIYA M	JPN	5	2	0.4		2
	LISABETH A	CAN	5	2	0.4		2
	SANTOS N	BRA	5	2	0.4		2
19	NAESSTROM S	SWE	3	1	0.3		1
	RYDING K	DEN	6	2	0.3		2
	SCHINDLER S	GER	4	1	0.3		1
22	ADACHI A	JPN	5	1	0.2		1
	ALSOP A	CAN	5	1	0.2		1
	ALVERSTEDT A	SWE	5		0.2	1	1
	FISCHER I	GER	5		0.2	1	1

Legend:									
Avg	Average	G	Goals	MP	Matches Played	P	Penalties	Rk	Rank



PLAYER RANKING As of 12 SEP 2008

个人技术统计

GOAL SCORERS

Rk	Name	NPC	G	P	Total
1	GUSTAVSSON M	SWE	9	1	10
	MORIN N	CAN	8	2	10
3	CUSTODIO AC	BRA	4	4	8
4	MILLER A	USA	7		7
	VEDSTED L	DEN	5	2	7
6	CHEN F	CHN	3	3	6
	LIN S	CHN	5	1	6
8	SILVA S	BRA	4	1	5
9	ARMBRUSTER J	USA	3	1	4
	JALMESTAL J	SWE	3	1	4
	KOMIYA M	JPN	2	2	4
	WANG R	CHN	4		4
	XU J	CHN	4		4
14	ADACHI A	JPN	1	1	2
	AMORIM C	BRA	2		2
	LINO A	BRA	2		2
	LISABETH A	CAN	2		2
	RYDING K	DEN	2		2
	SANTOS N	BRA	2		2
	SCOTT C	CAN	2		2
21	ALSOP A	CAN	1		1
	ALVERSTEDT A	SWE		1	1
	FISCHER I	GER		1	1
	NAESSTROM S	SWE	1		1
	SCHINDLER S	GER	1		1

SCORING AVERAGE

Rk	Name	NPC	MP	G	Avg	P	Total
1	CUSTODIO AC	BRA	4	4	2.0	4	8
	GUSTAVSSON M	SWE	5	9	2.0	1	10
	WANG R	CHN	2	4	2.0		4
4	MORIN N	CAN	6	8	1.7	2	10
5	MILLER A	USA	6	7	1.2		7
	VEDSTED L	DEN	6	5	1.2	2	7
7	CHEN F	CHN	6	3	1.0	3	6
	LIN S	CHN	6	5	1.0	1	6
9	SILVA S	BRA	6	4	0.8	1	5
	JALMESTAL J	SWE	5	3	0.8	1	4
11	ARMBRUSTER J	USA	6	3	0.7	1	4
	KOMIYA M	JPN	6	2	0.7	2	4
	SCOTT C	CAN	3	2	0.7		2
	XU J	CHN	6	4	0.7		4
15	LINO A	BRA	4	2	0.5		2
16	LISABETH A	CAN	5	2	0.4		2
17	ADACHI A	JPN	6	1	0.3	1	2
	AMORIM C	BRA	6	2	0.3		2
	NAESSTROM S	SWE	3	1	0.3		1
	RYDING K	DEN	6	2	0.3		2
	SANTOS N	BRA	6	2	0.3		2
	SCHINDLER S	GER	4	1	0.3		1
23	ALSOP A	CAN	5	1	0.2		1
	ALVERSTEDT A	SWE	5		0.2	1	1
	FISCHER I	GER	5		0.2	1	1

Legend:								
Avg	Average	G	Goals	MP	Matches Played	P	Penalties	Rk Rank



PLAYER RANKING As of 12 SEP 2008

个人技术统计

GOAL SCORERS

Rk	Name	NPC	G	P	Total
1	GUSTAVSSON M	SWE	13	2	15
2	MORIN N	CAN	8	2	10
3	JALMESTAL J	SWE	7	2	9
4	CUSTODIO AC	BRA	4	4	8
5	MILLER A	USA	7		7
	VEDSTED L	DEN	5	2	7
7	CHEN F	CHN	3	3	6
	LIN S	CHN	5	1	6
9	SILVA S	BRA	4	1	5
10	ARMBRUSTER J	USA	3	1	4
	KOMIYA M	JPN	2	2	4
	WANG R	CHN	4		4
	XU J	CHN	4		4
14	FISCHER I	GER	1	2	3
	SCHINDLER S	GER	3		3
16	ADACHI A	JPN	1	1	2
	AMORIM C	BRA	2		2
	LINO A	BRA	2		2
	LISABETH A	CAN	2		2
	RYDING K	DEN	2		2
	SANTOS N	BRA	2		2
	SCOTT C	CAN	2		2
23	ALSOP A	CAN	1		1
	ALVERSTEDT A	SWE		1	1
	NAESSTROM S	SWE	1		1
	OTTO S	GER	1		1

SCORING AVERAGE

Rk	Name	NPC	MP	G	Avg	P	Total
1	GUSTAVSSON M	SWE	6	13	2.5	2	15
2	CUSTODIO AC	BRA	4	4	2.0	4	8
	WANG R	CHN	2	4	2.0		4
4	MORIN N	CAN	6	8	1.7	2	10
5	JALMESTAL J	SWE	6	7	1.5	2	9
6	MILLER A	USA	6	7	1.2		7
	VEDSTED L	DEN	6	5	1.2	2	7
8	CHEN F	CHN	6	3	1.0	3	6
	LIN S	CHN	6	5	1.0	1	6
10	SILVA S	BRA	6	4	0.8	1	5
11	ARMBRUSTER J	USA	6	3	0.7	1	4
	KOMIYA M	JPN	6	2	0.7	2	4
	SCOTT C	CAN	3	2	0.7		2
	XU J	CHN	6	4	0.7		4
15	SCHINDLER S	GER	5	3	0.6		3
16	FISCHER I	GER	6	1	0.5	2	3
	LINO A	BRA	4	2	0.5		2
18	LISABETH A	CAN	5	2	0.4		2
19	ADACHI A	JPN	6	1	0.3	1	2
	AMORIM C	BRA	6	2	0.3		2
	NAESSTROM S	SWE	3	1	0.3		1
	OTTO S	GER	3	1	0.3		1
	RYDING K	DEN	6	2	0.3		2
	SANTOS N	BRA	6	2	0.3		2
25	ALSOP A	CAN	5	1	0.2		1
	ALVERSTEDT A	SWE	6		0.2	1	1

Legend:	Avg	G	MP	P	Rk
Average	Goals	Matches Played	Penalties	Rank	



PLAYER RANKING As of 13 SEP 2008

个人技术统计

GOAL SCORERS

Rk	Name	NPC	G	P	Total
1	GUSTAVSSON M	SWE	13	2	15
2	MORIN N	CAN	8	2	10
	VEDSTED L	DEN	7	3	10
4	JALMESTAL J	SWE	7	2	9
5	CUSTODIO AC	BRA	4	4	8
6	MILLER A	USA	7		7
7	CHEN F	CHN	3	3	6
	LIN S	CHN	5	1	6
9	SILVA S	BRA	4	1	5
10	ARMBRUSTER J	USA	3	1	4
	KOMIYA M	JPN	2	2	4
	WANG R	CHN	4		4
	XU J	CHN	4		4
14	AMORIM C	BRA	3		3
	FISCHER I	GER	1	2	3
	LINO A	BRA	3		3
	SCHINDLER S	GER	3		3
18	ADACHI A	JPN	1	1	2
	LISABETH A	CAN	2		2
	RYDING K	DEN	2		2
	SANTOS N	BRA	2		2
	SCOTT C	CAN	2		2
23	ALSOP A	CAN	1		1
	ALVERSTEDT A	SWE		1	1
	NAESSTROM S	SWE	1		1
	OTTO S	GER	1		1

SCORING AVERAGE

Rk	Name	NPC	MP	G	Avg	P	Total
1	GUSTAVSSON M	SWE	6	13	2.5	2	15
2	WANG R	CHN	2	4	2.0		4
3	MORIN N	CAN	6	8	1.7	2	10
4	CUSTODIO AC	BRA	5	4	1.6	4	8
5	JALMESTAL J	SWE	6	7	1.5	2	9
6	VEDSTED L	DEN	7	7	1.4	3	10
7	MILLER A	USA	6	7	1.2		7
8	CHEN F	CHN	6	3	1.0	3	6
	LIN S	CHN	6	5	1.0	1	6
10	SILVA S	BRA	7	4	0.7	1	5
	ARMBRUSTER J	USA	6	3	0.7	1	4
	KOMIYA M	JPN	6	2	0.7	2	4
	SCOTT C	CAN	3	2	0.7		2
	XU J	CHN	6	4	0.7		4
15	LINO A	BRA	5	3	0.6		3
	SCHINDLER S	GER	5	3	0.6		3
17	FISCHER I	GER	6	1	0.5	2	3
18	AMORIM C	BRA	7	3	0.4		3
	LISABETH A	CAN	5	2	0.4		2
20	ADACHI A	JPN	6	1	0.3	1	2
	NAESSTROM S	SWE	3	1	0.3		1
	OTTO S	GER	3	1	0.3		1
	RYDING K	DEN	7	2	0.3		2
	SANTOS N	BRA	7	2	0.3		2
25	ALSOP A	CAN	5	1	0.2		1
	ALVERSTEDT A	SWE	6		0.2	1	1

Legend:									
Avg	Average	G	Goals	MP	Matches Played	P	Penalties	Rk	Rank



PLAYER RANKING As of 13 SEP 2008

个人技术统计


GOAL SCORERS

Rk	Name	NPC	G	P	Total
1	GUSTAVSSON M	SWE	13	2	15
2	MORIN N	CAN	8	2	10
	VEDSTED L	DEN	7	3	10
4	JALMESTAL J	SWE	7	2	9
5	CUSTODIO AC	BRA	4	4	8
6	MILLER A	USA	7		7
7	CHEN F	CHN	3	3	6
	LIN S	CHN	5	1	6
9	KOMIYA M	JPN	3	2	5
	SILVA S	BRA	4	1	5
11	ARMBRUSTER J	USA	3	1	4
	SCHINDLER S	GER	4		4
	WANG R	CHN	4		4
	XU J	CHN	4		4
15	ADACHI A	JPN	2	1	3
	AMORIM C	BRA	3		3
	FISCHER I	GER	1	2	3
	LINO A	BRA	3		3
19	LISABETH A	CAN	2		2
	RYDING K	DEN	2		2
	SANTOS N	BRA	2		2
	SCOTT C	CAN	2		2
23	ALSOP A	CAN	1		1
	ALVERSTEDT A	SWE		1	1
	NAESSTROM S	SWE	1		1
	OTTO S	GER	1		1

SCORING AVERAGE

Rk	Name	NPC	MP	G	Avg	P	Total
1	GUSTAVSSON M	SWE	6	13	2.5	2	15
2	WANG R	CHN	2	4	2.0		4
3	MORIN N	CAN	6	8	1.7	2	10
4	CUSTODIO AC	BRA	5	4	1.6	4	8
5	JALMESTAL J	SWE	6	7	1.5	2	9
6	VEDSTED L	DEN	7	7	1.4	3	10
7	MILLER A	USA	6	7	1.2		7
8	CHEN F	CHN	6	3	1.0	3	6
	LIN S	CHN	6	5	1.0	1	6
10	KOMIYA M	JPN	7	3	0.7	2	5
	SILVA S	BRA	7	4	0.7	1	5
	ARMBRUSTER J	USA	6	3	0.7	1	4
	SCHINDLER S	GER	6	4	0.7		4
	SCOTT C	CAN	3	2	0.7		2
	XU J	CHN	6	4	0.7		4
16	LINO A	BRA	5	3	0.6		3
17	ADACHI A	JPN	7	2	0.4	1	3
	AMORIM C	BRA	7	3	0.4		3
	FISCHER I	GER	7	1	0.4	2	3
	LISABETH A	CAN	5	2	0.4		2
21	NAESSTROM S	SWE	3	1	0.3		1
	RYDING K	DEN	7	2	0.3		2
	SANTOS N	BRA	7	2	0.3		2
	OTTO S	GER	4	1	0.3		1
25	ALSOP A	CAN	5	1	0.2		1
	ALVERSTEDT A	SWE	6		0.2	1	1

Legend:									
Avg	Average	G	Goals	MP	Matches Played	P	Penalties	Rk	Rank



PLAYER RANKING As of 13 SEP 2008

个人技术统计


GOAL SCORERS

Rk	Name	NPC	G	P	Total
1	GUSTAVSSON M	SWE	15	3	18
2	MILLER A	USA	10	2	12
3	JALMESTAL J	SWE	8	2	10
	MORIN N	CAN	8	2	10
	VEDSTED L	DEN	7	3	10
6	CUSTODIO AC	BRA	4	4	8
7	ARMBRUSTER J	USA	5	1	6
	CHEN F	CHN	3	3	6
	LIN S	CHN	5	1	6
10	KOMIYA M	JPN	3	2	5
	SILVA S	BRA	4	1	5
12	SCHINDLER S	GER	4		4
	WANG R	CHN	4		4
	XU J	CHN	4		4
15	ADACHI A	JPN	2	1	3
	AMORIM C	BRA	3		3
	FISCHER I	GER	1	2	3
	LINO A	BRA	3		3
19	LISABETH A	CAN	2		2
	RYDING K	DEN	2		2
	SANTOS N	BRA	2		2
	SCOTT C	CAN	2		2
23	ALSOP A	CAN	1		1
	ALVERSTEDT A	SWE		1	1
	NAESSTROM S	SWE	1		1
	OTTO S	GER	1		1

SCORING AVERAGE

Rk	Name	NPC	MP	G	Avg	P	Total
1	GUSTAVSSON M	SWE	7	15	2.6	3	18
2	WANG R	CHN	2	4	2.0		4
3	MILLER A	USA	7	10	1.7	2	12
	MORIN N	CAN	6	8	1.7	2	10
5	CUSTODIO AC	BRA	5	4	1.6	4	8
6	JALMESTAL J	SWE	7	8	1.4	2	10
	VEDSTED L	DEN	7	7	1.4	3	10
8	CHEN F	CHN	6	3	1.0	3	6
	LIN S	CHN	6	5	1.0	1	6
10	ARMBRUSTER J	USA	7	5	0.9	1	6
11	KOMIYA M	JPN	7	3	0.7	2	5
	SILVA S	BRA	7	4	0.7	1	5
	SCHINDLER S	GER	6	4	0.7		4
	SCOTT C	CAN	3	2	0.7		2
	XU J	CHN	6	4	0.7		4
16	LINO A	BRA	5	3	0.6		3
17	ADACHI A	JPN	7	2	0.4	1	3
	AMORIM C	BRA	7	3	0.4		3
	FISCHER I	GER	7	1	0.4	2	3
	LISABETH A	CAN	5	2	0.4		2
21	RYDING K	DEN	7	2	0.3		2
	SANTOS N	BRA	7	2	0.3		2
	NAESSTROM S	SWE	4	1	0.3		1
	OTTO S	GER	4	1	0.3		1
25	ALSOP A	CAN	5	1	0.2		1
26	ALVERSTEDT A	SWE	7		0.1	1	1

Legend:									
Avg	Average	G	Goals	MP	Matches Played	P	Penalties	Rk	Rank



PLAYER RANKING As of 13 SEP 2008

个人技术统计

GOAL SCORERS

Rk	Name	NPC	G	P	Total
1	GUSTAVSSON M	SWE	15	3	18
2	MILLER A	USA	10	2	12
3	JALMESTAL J	SWE	8	2	10
	MORIN N	CAN	8	2	10
	VEDSTED L	DEN	7	3	10
6	CUSTODIO AC	BRA	4	4	8
7	LIN S	CHN	6	1	7
8	ARMBRUSTER J	USA	5	1	6
	CHEN F	CHN	3	3	6
10	KOMIYA M	JPN	3	2	5
	SILVA S	BRA	4	1	5
12	SCHINDLER S	GER	4		4
	WANG R	CHN	4		4
	XU J	CHN	4		4
15	ADACHI A	JPN	2	1	3
	AMORIM C	BRA	3		3
	FISCHER I	GER	1	2	3
	LINO A	BRA	3		3
19	LISABETH A	CAN	2		2
	RYDING K	DEN	2		2
	SANTOS N	BRA	2		2
	SCOTT C	CAN	2		2
23	ALSOP A	CAN	1		1
	ALVERSTEDT A	SWE		1	1
	NAESSTROM S	SWE	1		1
	OTTO S	GER	1		1

SCORING AVERAGE

Rk	Name	NPC	MP	G	Avg	P	Total
1	GUSTAVSSON M	SWE	7	15	2.6	3	18
2	WANG R	CHN	2	4	2.0		4
3	MILLER A	USA	7	10	1.7	2	12
4	CUSTODIO AC	BRA	5	4	1.6	4	8
5	JALMESTAL J	SWE	7	8	1.4	2	10
	MORIN N	CAN	7	8	1.4	2	10
	VEDSTED L	DEN	7	7	1.4	3	10
8	LIN S	CHN	7	6	1.0	1	7
9	ARMBRUSTER J	USA	7	5	0.9	1	6
	CHEN F	CHN	7	3	0.9	3	6
11	KOMIYA M	JPN	7	3	0.7	2	5
	SILVA S	BRA	7	4	0.7	1	5
	SCHINDLER S	GER	6	4	0.7		4
	SCOTT C	CAN	3	2	0.7		2
15	LINO A	BRA	5	3	0.6		3
	XU J	CHN	7	4	0.6		4
17	ADACHI A	JPN	7	2	0.4	1	3
	AMORIM C	BRA	7	3	0.4		3
	FISCHER I	GER	7	1	0.4	2	3
20	LISABETH A	CAN	6	2	0.3		2
	RYDING K	DEN	7	2	0.3		2
	SANTOS N	BRA	7	2	0.3		2
	NAESSTROM S	SWE	4	1	0.3		1
	OTTO S	GER	4	1	0.3		1
25	ALSOP A	CAN	6	1	0.2		1
26	ALVERSTEDT A	SWE	7		0.1	1	1

Legend:									
Avg	Average	G	Goals	MP	Matches Played	P	Penalties	Rk	Rank



PLAYER RANKING As of 14 SEP 2008

个人技术统计

GOAL SCORERS

Rk	Name	NPC	G	P	Total
1	GUSTAVSSON M	SWE	15	3	18
2	MILLER A	USA	13	2	15
3	VEDSTED L	DEN	9	3	12
4	JALMESTAL J	SWE	8	2	10
	MORIN N	CAN	8	2	10
6	CUSTODIO AC	BRA	4	4	8
7	ARMBRUSTER J	USA	6	1	7
	LIN S	CHN	6	1	7
9	CHEN F	CHN	3	3	6
10	KOMIYA M	JPN	3	2	5
	SILVA S	BRA	4	1	5
12	SCHINDLER S	GER	4		4
	WANG R	CHN	4		4
	XU J	CHN	4		4
15	ADACHI A	JPN	2	1	3
	AMORIM C	BRA	3		3
	FISCHER I	GER	1	2	3
	LINO A	BRA	3		3
	RYDING K	DEN	3		3
20	LISABETH A	CAN	2		2
	SANTOS N	BRA	2		2
	SCOTT C	CAN	2		2
23	ALSOP A	CAN	1		1
	ALVERSTEDT A	SWE		1	1
	NAESSTROM S	SWE	1		1
	OTTO S	GER	1		1

SCORING AVERAGE

Rk	Name	NPC	MP	G	Avg	P	Total
1	GUSTAVSSON M	SWE	7	15	2.6	3	18
2	WANG R	CHN	2	4	2.0		4
3	MILLER A	USA	8	13	1.9	2	15
4	CUSTODIO AC	BRA	5	4	1.6	4	8
5	VEDSTED L	DEN	8	9	1.5	3	12
6	JALMESTAL J	SWE	7	8	1.4	2	10
	MORIN N	CAN	7	8	1.4	2	10
8	LIN S	CHN	7	6	1.0	1	7
9	ARMBRUSTER J	USA	8	6	0.9	1	7
	CHEN F	CHN	7	3	0.9	3	6
11	KOMIYA M	JPN	7	3	0.7	2	5
	SILVA S	BRA	7	4	0.7	1	5
	SCHINDLER S	GER	6	4	0.7		4
	SCOTT C	CAN	3	2	0.7		2
15	LINO A	BRA	5	3	0.6		3
	XU J	CHN	7	4	0.6		4
17	ADACHI A	JPN	7	2	0.4	1	3
	AMORIM C	BRA	7	3	0.4		3
	FISCHER I	GER	7	1	0.4	2	3
	RYDING K	DEN	8	3	0.4		3
21	LISABETH A	CAN	6	2	0.3		2
	SANTOS N	BRA	7	2	0.3		2
	NAESSTROM S	SWE	4	1	0.3		1
	OTTO S	GER	4	1	0.3		1
25	ALSOP A	CAN	6	1	0.2		1
26	ALVERSTEDT A	SWE	7		0.1	1	1

Legend:									
Avg	Average	G	Goals	MP	Matches Played	P	Penalties	Rk	Rank



PLAYER RANKING As of 7 SEP 2008

个人技术统计


GOAL SCORERS

Rk	Name	NPC	G	P	Total
1	LIN S	CHN	3		3
2	CHEN F	CHN	1	1	2
	CUSTODIO AC	BRA	2		2
	JALMESTAL J	SWE	2		2
	MILLER A	USA	2		2
6	ALSOP A	CAN	1		1
	GUSTAVSSON M	SWE		1	1
	LINO A	BRA	1		1
	LISABETH A	CAN	1		1
	MORIN N	CAN		1	1

SCORING AVERAGE

Rk	Name	NPC	MP	G	Avg	P	Total
1	LIN S	CHN	1	3	3.0		3
2	CHEN F	CHN	1	1	2.0	1	2
	CUSTODIO AC	BRA	1	2	2.0		2
	JALMESTAL J	SWE	1	2	2.0		2
	MILLER A	USA	1	2	2.0		2
6	ALSOP A	CAN	1	1	1.0		1
	GUSTAVSSON M	SWE	1		1.0	1	1
	LINO A	BRA	1	1	1.0		1
	LISABETH A	CAN	1	1	1.0		1
	MORIN N	CAN	1		1.0	1	1

Legend:	Avg	G	MP	P	Rk
Average	Goals	Matches Played	Penalties	Rank	



PLAYER RANKING As of 14 SEP 2008

个人技术统计

GOAL SCORERS

Rk	Name	NPC	G	P	Total
1	GUSTAVSSON M	SWE	16	3	19
2	MILLER A	USA	13	2	15
3	VEDSTED L	DEN	9	3	12
4	JALMESTAL J	SWE	9	2	11
5	MORIN N	CAN	8	2	10
6	CUSTODIO AC	BRA	4	4	8
	LIN S	CHN	7	1	8
8	ARMBRUSTER J	USA	6	1	7
9	CHEN F	CHN	3	3	6
	WANG R	CHN	6		6
11	KOMIYA M	JPN	3	2	5
	SILVA S	BRA	4	1	5
	XU J	CHN	5		5
14	SCHINDLER S	GER	4		4
15	ADACHI A	JPN	2	1	3
	AMORIM C	BRA	3		3
	FISCHER I	GER	1	2	3
	LINO A	BRA	3		3
	RYDING K	DEN	3		3
20	ALVERSTEDT A	SWE	1	1	2
	LISABETH A	CAN	2		2
	SANTOS N	BRA	2		2
	SCOTT C	CAN	2		2
24	ALSOP A	CAN	1		1
	NAESSTROM S	SWE	1		1
	OTTO S	GER	1		1

SCORING AVERAGE

Rk	Name	NPC	MP	G	Avg	P	Total
1	GUSTAVSSON M	SWE	8	16	2.4	3	19
2	WANG R	CHN	3	6	2.0		6
3	MILLER A	USA	8	13	1.9	2	15
4	CUSTODIO AC	BRA	5	4	1.6	4	8
5	VEDSTED L	DEN	8	9	1.5	3	12
6	MORIN N	CAN	7	8	1.4	2	10
	JALMESTAL J	SWE	8	9	1.4	2	11
8	LIN S	CHN	7	7	1.1	1	8
9	ARMBRUSTER J	USA	8	6	0.9	1	7
10	CHEN F	CHN	8	3	0.8	3	6
11	KOMIYA M	JPN	7	3	0.7	2	5
	SILVA S	BRA	7	4	0.7	1	5
	SCHINDLER S	GER	6	4	0.7		4
	SCOTT C	CAN	3	2	0.7		2
15	XU J	CHN	8	5	0.6		5
	LINO A	BRA	5	3	0.6		3
17	ADACHI A	JPN	7	2	0.4	1	3
	AMORIM C	BRA	7	3	0.4		3
	FISCHER I	GER	7	1	0.4	2	3
	RYDING K	DEN	8	3	0.4		3
21	LISABETH A	CAN	6	2	0.3		2
	SANTOS N	BRA	7	2	0.3		2
	ALVERSTEDT A	SWE	8	1	0.3	1	2
	NAESSTROM S	SWE	4	1	0.3		1
	OTTO S	GER	4	1	0.3		1
26	ALSOP A	CAN	6	1	0.2		1

Legend:									
Avg	Average	G	Goals	MP	Matches Played	P	Penalties	Rk	Rank



PLAYER RANKING As of 14 SEP 2008

个人技术统计

GOAL SCORERS

Rk	Name	NPC	G	P	Total
1	GUSTAVSSON M	SWE	18	3	21
2	MILLER A	USA	13	2	15
3	VEDSTED L	DEN	11	3	14
4	JALMESTAL J	SWE	9	2	11
5	MORIN N	CAN	8	2	10
6	CUSTODIO AC	BRA	4	4	8
	LIN S	CHN	7	1	8
8	ARMBRUSTER J	USA	6	1	7
9	CHEN F	CHN	3	3	6
	WANG R	CHN	6		6
11	KOMIYA M	JPN	3	2	5
	SILVA S	BRA	4	1	5
	XU J	CHN	5		5
14	SCHINDLER S	GER	4		4
15	ADACHI A	JPN	2	1	3
	AMORIM C	BRA	3		3
	FISCHER I	GER	1	2	3
	LINO A	BRA	3		3
	RYDING K	DEN	3		3
20	ALVERSTEDT A	SWE	1	1	2
	LISABETH A	CAN	2		2
	SANTOS N	BRA	2		2
	SCOTT C	CAN	2		2
24	ALSOP A	CAN	1		1
	JOERGENSEN K	DEN	1		1
	NAESSTROM S	SWE	1		1
	OTTO S	GER	1		1

SCORING AVERAGE

Rk	Name	NPC	MP	G	Avg	P	Total
1	GUSTAVSSON M	SWE	9	18	2.3	3	21
2	WANG R	CHN	3	6	2.0		6
3	MILLER A	USA	8	13	1.9	2	15
4	CUSTODIO AC	BRA	5	4	1.6	4	8
	VEDSTED L	DEN	9	11	1.6	3	14
6	MORIN N	CAN	7	8	1.4	2	10
7	JALMESTAL J	SWE	9	9	1.2	2	11
8	LIN S	CHN	7	7	1.1	1	8
9	ARMBRUSTER J	USA	8	6	0.9	1	7
10	CHEN F	CHN	8	3	0.8	3	6
11	KOMIYA M	JPN	7	3	0.7	2	5
	SILVA S	BRA	7	4	0.7	1	5
	SCHINDLER S	GER	6	4	0.7		4
	SCOTT C	CAN	3	2	0.7		2
15	XU J	CHN	8	5	0.6		5
	LINO A	BRA	5	3	0.6		3
17	ADACHI A	JPN	7	2	0.4	1	3
	AMORIM C	BRA	7	3	0.4		3
	FISCHER I	GER	7	1	0.4	2	3
20	LISABETH A	CAN	6	2	0.3		2
	RYDING K	DEN	9	3	0.3		3
	SANTOS N	BRA	7	2	0.3		2
	NAESSTROM S	SWE	4	1	0.3		1
	OTTO S	GER	4	1	0.3		1
25	ALVERSTEDT A	SWE	9	1	0.2	1	2
	JOERGENSEN K	DEN	5	1	0.2		1
	ALSOP A	CAN	6	1	0.2		1

Legend:	Avg	G	MP	P	Rk
Average	Goals	Matches Played	Penalties	Rank	



PLAYER RANKING As of 14 SEP 2008

个人技术统计

GOAL SCORERS

Rk	Name	NPC	G	P	Total
1	GUSTAVSSON M	SWE	18	3	21
	MILLER A	USA	18	3	21
3	VEDSTED L	DEN	11	3	14
4	JALMESTAL J	SWE	9	2	11
5	LIN S	CHN	9	1	10
	MORIN N	CAN	8	2	10
7	CUSTODIO AC	BRA	4	4	8
8	ARMBRUSTER J	USA	6	1	7
	CHEN F	CHN	4	3	7
	WANG R	CHN	6	1	7
11	XU J	CHN	6		6
12	KOMIYA M	JPN	3	2	5
	SILVA S	BRA	4	1	5
14	SCHINDLER S	GER	4		4
15	ADACHI A	JPN	2	1	3
	AMORIM C	BRA	3		3
	FISCHER I	GER	1	2	3
	LINO A	BRA	3		3
	RYDING K	DEN	3		3
20	ALVERSTEDT A	SWE	1	1	2
	LISABETH A	CAN	2		2
	SANTOS N	BRA	2		2
	SCOTT C	CAN	2		2
24	ALSOP A	CAN	1		1
	JOERGENSEN K	DEN	1		1
	NAESSTROM S	SWE	1		1
	OTTO S	GER	1		1

SCORING AVERAGE

Rk	Name	NPC	MP	G	Avg	P	Total
1	GUSTAVSSON M	SWE	9	18	2.3	3	21
	MILLER A	USA	9	18	2.3	3	21
3	WANG R	CHN	4	6	1.8	1	7
4	CUSTODIO AC	BRA	5	4	1.6	4	8
	VEDSTED L	DEN	9	11	1.6	3	14
6	MORIN N	CAN	7	8	1.4	2	10
7	LIN S	CHN	8	9	1.3	1	10
8	JALMESTAL J	SWE	9	9	1.2	2	11
9	ARMBRUSTER J	USA	9	6	0.8	1	7
	CHEN F	CHN	9	4	0.8	3	7
11	KOMIYA M	JPN	7	3	0.7	2	5
	SILVA S	BRA	7	4	0.7	1	5
	SCHINDLER S	GER	6	4	0.7		4
	SCOTT C	CAN	3	2	0.7		2
	XU J	CHN	9	6	0.7		6
16	LINO A	BRA	5	3	0.6		3
17	ADACHI A	JPN	7	2	0.4	1	3
	AMORIM C	BRA	7	3	0.4		3
	FISCHER I	GER	7	1	0.4	2	3
20	LISABETH A	CAN	6	2	0.3		2
	RYDING K	DEN	9	3	0.3		3
	SANTOS N	BRA	7	2	0.3		2
	NAESSTROM S	SWE	4	1	0.3		1
	OTTO S	GER	4	1	0.3		1
25	ALVERSTEDT A	SWE	9	1	0.2	1	2
	JOERGENSEN K	DEN	5	1	0.2		1
	ALSOP A	CAN	6	1	0.2		1

Legend:									
Avg	Average	G	Goals	MP	Matches Played	P	Penalties	Rk	Rank



PLAYER RANKING As of 7 SEP 2008

个人技术统计

GOAL SCORERS

Rk	Name	NPC	G	P	Total
1	LIN S	CHN	3		3
	VEDSTED L	DEN	3		3
3	CHEN F	CHN	1	1	2
	CUSTODIO AC	BRA	2		2
	JALMESTAL J	SWE	2		2
	MILLER A	USA	2		2
7	ALSOP A	CAN	1		1
	FISCHER I	GER		1	1
	GUSTAVSSON M	SWE		1	1
	LINO A	BRA	1		1
	LISABETH A	CAN	1		1
	MORIN N	CAN		1	1

SCORING AVERAGE

Rk	Name	NPC	MP	G	Avg	P	Total
1	LIN S	CHN	1	3	3.0		3
	VEDSTED L	DEN	1	3	3.0		3
3	CHEN F	CHN	1	1	2.0	1	2
	CUSTODIO AC	BRA	1	2	2.0		2
	JALMESTAL J	SWE	1	2	2.0		2
	MILLER A	USA	1	2	2.0		2
7	ALSOP A	CAN	1	1	1.0		1
	FISCHER I	GER	1		1.0	1	1
	GUSTAVSSON M	SWE	1		1.0	1	1
	LINO A	BRA	1	1	1.0		1
	LISABETH A	CAN	1	1	1.0		1
	MORIN N	CAN	1		1.0	1	1

Legend:

Avg Average G Goals MP Matches Played P Penalties Rk Rank



PLAYER RANKING As of 8 SEP 2008

个人技术统计

GOAL SCORERS


Rk	Name	NPC	G	P	Total
1	LIN S	CHN	3		3
	VEDSTED L	DEN	3		3
3	ARMBRUSTER J	USA	1	1	2
	CHEN F	CHN	1	1	2
	CUSTODIO AC	BRA	2		2
	JALMESTAL J	SWE	2		2
	MILLER A	USA	2		2
8	ALSOP A	CAN	1		1
	FISCHER I	GER		1	1
	GUSTAVSSON M	SWE		1	1
	LINO A	BRA	1		1
	LISABETH A	CAN	1		1
	MORIN N	CAN		1	1

SCORING AVERAGE

Rk	Name	NPC	MP	G	Avg	P	Total
1	LIN S	CHN	1	3	3.0		3
2	CHEN F	CHN	1	1	2.0	1	2
	CUSTODIO AC	BRA	1	2	2.0		2
	JALMESTAL J	SWE	1	2	2.0		2
5	VEDSTED L	DEN	2	3	1.5		3
6	ALSOP A	CAN	1	1	1.0		1
	ARMBRUSTER J	USA	2	1	1.0	1	2
	FISCHER I	GER	1		1.0	1	1
	GUSTAVSSON M	SWE	1		1.0	1	1
	LINO A	BRA	1	1	1.0		1
	LISABETH A	CAN	1	1	1.0		1
	MILLER A	USA	2	2	1.0		2
	MORIN N	CAN	1		1.0	1	1

Legend:

Avg Average G Goals MP Matches Played P Penalties Rk Rank



PLAYER RANKING As of 8 SEP 2008

个人技术统计

GOAL SCORERS

Rk	Name	NPC	G	P	Total
1	CHEN F	CHN	1	2	3
	LIN S	CHN	3		3
	VEDSTED L	DEN	3		3
4	ARMBRUSTER J	USA	1	1	2
	CUSTODIO AC	BRA	2		2
	JALMESTAL J	SWE	2		2
	MILLER A	USA	2		2
	XU J	CHN	2		2
9	ALSOP A	CAN	1		1
	FISCHER I	GER		1	1
	GUSTAVSSON M	SWE		1	1
	LINO A	BRA	1		1
	LISABETH A	CAN	1		1
	MORIN N	CAN		1	1

SCORING AVERAGE

Rk	Name	NPC	MP	G	Avg	P	Total
1	CUSTODIO AC	BRA	1	2	2.0		2
	JALMESTAL J	SWE	1	2	2.0		2
3	CHEN F	CHN	2	1	1.5	2	3
	LIN S	CHN	2	3	1.5		3
	VEDSTED L	DEN	2	3	1.5		3
6	ALSOP A	CAN	1	1	1.0		1
	ARMBRUSTER J	USA	2	1	1.0	1	2
	GUSTAVSSON M	SWE	1		1.0	1	1
	LINO A	BRA	1	1	1.0		1
	LISABETH A	CAN	1	1	1.0		1
	MILLER A	USA	2	2	1.0		2
	MORIN N	CAN	1		1.0	1	1
	XU J	CHN	2	2	1.0		2
14	FISCHER I	GER	2		0.5	1	1

Legend:

Avg Average G Goals MP Matches Played P Penalties Rk Rank



PLAYER RANKING As of 8 SEP 2008

个人技术统计

GOAL SCORERS

Rk	Name	NPC	G	P	Total
1	MORIN N	CAN	4	2	6
2	CUSTODIO AC	BRA	2	3	5
3	CHEN F	CHN	1	2	3
	LIN S	CHN	3		3
	VEDSTED L	DEN	3		3
6	ARMBRUSTER J	USA	1	1	2
	JALMESTAL J	SWE	2		2
	LINO A	BRA	2		2
	MILLER A	USA	2		2
	XU J	CHN	2		2
11	ALSOP A	CAN	1		1
	AMORIM C	BRA	1		1
	FISCHER I	GER		1	1
	GUSTAVSSON M	SWE		1	1
	LISABETH A	CAN	1		1
	SILVA S	BRA	1		1

SCORING AVERAGE

Rk	Name	NPC	MP	G	Avg	P	Total
1	MORIN N	CAN	2	4	3.0	2	6
2	CUSTODIO AC	BRA	2	2	2.5	3	5
3	JALMESTAL J	SWE	1	2	2.0		2
4	CHEN F	CHN	2	1	1.5	2	3
	LIN S	CHN	2	3	1.5		3
	VEDSTED L	DEN	2	3	1.5		3
7	ARMBRUSTER J	USA	2	1	1.0	1	2
	GUSTAVSSON M	SWE	1		1.0	1	1
	LINO A	BRA	2	2	1.0		2
	MILLER A	USA	2	2	1.0		2
	XU J	CHN	2	2	1.0		2
12	ALSOP A	CAN	2	1	0.5		1
	AMORIM C	BRA	2	1	0.5		1
	FISCHER I	GER	2		0.5	1	1
	LISABETH A	CAN	2	1	0.5		1
	SILVA S	BRA	2	1	0.5		1

Legend:

Avg Average G Goals MP Matches Played P Penalties Rk Rank



PLAYER RANKING As of 8 SEP 2008

个人技术统计

GOAL SCORERS


Rk	Name	NPC	G	P	Total
1	MORIN N	CAN	4	2	6
2	CUSTODIO AC	BRA	2	3	5
3	CHEN F	CHN	1	2	3
	GUSTAVSSON M	SWE	2	1	3
	JALMESTAL J	SWE	3		3
	LIN S	CHN	3		3
	VEDSTED L	DEN	3		3
8	ARMBRUSTER J	USA	1	1	2
	LINO A	BRA	2		2
	MILLER A	USA	2		2
	XU J	CHN	2		2
12	ALSOP A	CAN	1		1
	AMORIM C	BRA	1		1
	FISCHER I	GER		1	1
	KOMIYA M	JPN	1		1
	LISABETH A	CAN	1		1
	NAESSTROM S	SWE	1		1
	SILVA S	BRA	1		1

SCORING AVERAGE

Rk	Name	NPC	MP	G	Avg	P	Total
1	MORIN N	CAN	2	4	3.0	2	6
2	CUSTODIO AC	BRA	2	2	2.5	3	5
3	CHEN F	CHN	2	1	1.5	2	3
	GUSTAVSSON M	SWE	2	2	1.5	1	3
	JALMESTAL J	SWE	2	3	1.5		3
	LIN S	CHN	2	3	1.5		3
	VEDSTED L	DEN	2	3	1.5		3
8	ARMBRUSTER J	USA	2	1	1.0	1	2
	LINO A	BRA	2	2	1.0		2
	MILLER A	USA	2	2	1.0		2
	NAESSTROM S	SWE	1	1	1.0		1
	XU J	CHN	2	2	1.0		2
13	ALSOP A	CAN	2	1	0.5		1
	AMORIM C	BRA	2	1	0.5		1
	FISCHER I	GER	2		0.5	1	1
	KOMIYA M	JPN	2	1	0.5		1
	LISABETH A	CAN	2	1	0.5		1
	SILVA S	BRA	2	1	0.5		1

Legend:

Avg Average G Goals MP Matches Played P Penalties Rk Rank



PLAYER RANKING As of 9 SEP 2008

个人技术统计

GOAL SCORERS

Rk	Name	NPC	G	P	Total
1	MORIN N	CAN	5	2	7
2	CUSTODIO AC	BRA	2	3	5
3	CHEN F	CHN	1	2	3
	GUSTAVSSON M	SWE	2	1	3
	JALMESTAL J	SWE	3		3
	LIN S	CHN	3		3
	VEDSTED L	DEN	3		3
8	ARMBRUSTER J	USA	1	1	2
	LINO A	BRA	2		2
	MILLER A	USA	2		2
	SCOTT C	CAN	2		2
	XU J	CHN	2		2
13	ALSOP A	CAN	1		1
	AMORIM C	BRA	1		1
	FISCHER I	GER		1	1
	KOMIYA M	JPN	1		1
	LISABETH A	CAN	1		1
	NAESSTROM S	SWE	1		1
	SILVA S	BRA	1		1

SCORING AVERAGE

Rk	Name	NPC	MP	G	Avg	P	Total
1	CUSTODIO AC	BRA	2	2	2.5	3	5
2	MORIN N	CAN	3	5	2.3	2	7
3	CHEN F	CHN	2	1	1.5	2	3
	GUSTAVSSON M	SWE	2	2	1.5	1	3
	JALMESTAL J	SWE	2	3	1.5		3
	LIN S	CHN	2	3	1.5		3
	VEDSTED L	DEN	2	3	1.5		3
8	ARMBRUSTER J	USA	2	1	1.0	1	2
	LINO A	BRA	2	2	1.0		2
	MILLER A	USA	2	2	1.0		2
	NAESSTROM S	SWE	1	1	1.0		1
	XU J	CHN	2	2	1.0		2
13	SCOTT C	CAN	3	2	0.7		2
14	ALSOP A	CAN	2	1	0.5		1
	AMORIM C	BRA	2	1	0.5		1
	FISCHER I	GER	2		0.5	1	1
	LISABETH A	CAN	2	1	0.5		1
	SILVA S	BRA	2	1	0.5		1
19	KOMIYA M	JPN	3	1	0.3		1

Legend:

Avg Average G Goals MP Matches Played P Penalties Rk Rank



MEDALLIST As of 14 SEP 2008
奖牌获得者

Medal	NPC	Name
GOLD	USA - United States of America	ARMBRUSTER Jen
		BANTA Lisa
		BARNES Jackie
		LORENZ Jessie
		MILLER Asya
		THERYOUNG Robin
SILVER	CHN - People's Republic of China	CHEN Fengqing
		FAN Feifei
		LIN Shan
		WANG Ruixue
		WANG Shasha
		XU Juan
BRONZE	DEN - Denmark	JOERGENSEN Karina
		LARSEN Maria
		NISSEN Mette
		RYDING Kamilla
		THOMSEN Ninna
		VEDSTED Lykke



CUMULATIVE STATISTICS

累积技术统计

CAN - CANADA

After 1 Game

No.	Name	Ch	MP	Min	Throws			Penalties			Free			Totals			PM	OG	BK
					G	F	T	G	F	T	G	F	T	G	F	T			
2	RYAN Shawna																		
4	ALSOP Amy		1	20	1		11						1		11			37	
5	SCOTT Contessa	1	1	3			2								2	1		3	
6	LISABETH Annette	1	1	17	1		26			1			1		27	1		2	
7	KNEEBONE Amy																		
9	MORIN Nancy		1	20			28	1		1			1		29	1		11	
TEAM																			
TOTALS FOR							2	67	1		2			3	69	3		53	
TOTALS AGAINST							2	70	1		3			3	73	3		54	

Legend:									
Bk	Blocks	Ch	Change Made	F	Fouls	G	Goals	Min	Minutes Played
MP	Matches Played	No	Shirt Number	OG	Own Goals	PM	Penalties Made	T	Throws



CUMULATIVE STATISTICS


累积技术统计

CAN - CANADA

After 2 Games

No.	Name	Ch	MP	Min	Throws			Penalties			Free			Totals			PM	OG	BK
					G	F	T	G	F	T	G	F	T	G	F	T			
2	RYAN Shawna																		
4	ALSOP Amy	1	2	30	1		15			1				1		16	1	65	
5	SCOTT Contessa	2	2	6			1	5						1	5		1	4	
6	LISABETH Annette	3	2	34	1	2	52			1				1	2	53	2	4	
7	KNEEBONE Amy		1	10														17	
9	MORIN Nancy		2	40	4	4	64	2		3				6	4	67	2	22	
TEAM																			
TOTALS FOR					6	7	136	2		5				8	7	141	6	112	
TOTALS AGAINST					5	4	137	4		6				9	4	143	7	113	

Legend:									
Bk	Blocks	Ch	Change Made	F	Fouls	G	Goals	Min	Minutes Played
MP	Matches Played	No	Shirt Number	OG	Own Goals	PM	Penalties Made	T	Throws



CUMULATIVE STATISTICS

累积技术统计

CAN - CANADA

After 3 Games

No.	Name	Ch	MP	Min	Throws			Penalties			Free			Totals			PM	OG	BK
					G	F	T	G	F	T	G	F	T	G	F	T			
2	RYAN Shawna		1	2			1							1					
4	ALSOP Amy	1	2	30	1		15			1				1		16	1	65	
5	SCOTT Contessa	2	3	26	2	3	35						2	3	35	2		14	
6	LISABETH Annette	3	2	34	1	2	52			1			1	2	53	2		4	
7	KNEEBONE Amy		2	30		1	4							1	4			59	
9	MORIN Nancy	1	3	58	5	6	100	2		3			7	6	103	2		38	
TEAM																			
TOTALS FOR					9	12	207	2		5			11	12	212	7		180	
TOTALS AGAINST					5	12	213	4		7			9	12	220	7		176	

Legend:									
Bk	Blocks	Ch	Change Made	F	Fouls	G	Goals	Min	Minutes Played
MP	Matches Played	No	Shirt Number	OG	Own Goals	PM	Penalties Made	T	Throws



CUMULATIVE STATISTICS

累积技术统计

CAN - CANADA

After 4 Games

No.	Name	Ch	MP	Min	Throws			Penalties			Free			Totals			PM	OG	BK	
					G	F	T	G	F	T	G	F	T	G	F	T				
2	RYAN Shawna		1	2			1								1					
4	ALSOP Amy	1	3	50	1	2	20			1					1	2	21	1	121	
5	SCOTT Contessa	2	3	26	2	3	35								2	3	35	2	14	
6	LISABETH Annette	3	3	54	1	3	85			1					1	3	86	2	10	
7	KNEEBONE Amy		2	30		1	4								1	4			59	
9	MORIN Nancy	1	4	78	6	9	130	2		3					8	9	133	2	44	
TEAM																				
TOTALS FOR					10	18	275	2		5					12	18	280	7		248
TOTALS AGAINST					5	21	286	4		7					9	21	293	7		246

Legend:									
Bk	Blocks	Ch	Change Made	F	Fouls	G	Goals	Min	Minutes Played
MP	Matches Played	No	Shirt Number	OG	Own Goals	PM	Penalties Made	T	Throws



CUMULATIVE STATISTICS

累积技术统计

CAN - CANADA

After 5 Games

No.	Name	Ch	MP	Min	Throws			Penalties			Free			Totals			PM	OG	BK	
					G	F	T	G	F	T	G	F	T	G	F	T				
2	RYAN Shawna		1	2			1								1					
4	ALSOP Amy	1	4	70	1	2	29			1					1	2	30	1	169	
5	SCOTT Contessa	2	3	26	2	3	35								2	3	35	2	14	
6	LISABETH Annette	3	4	74	2	7	114			1					2	7	115	2	17	
7	KNEEBONE Amy		2	30		1	4								1	4			59	
9	MORIN Nancy	1	5	98	7	14	166	2		4					9	14	170	2	55	
TEAM																				
TOTALS FOR					12	27	349	2		6					14	27	355	7		314
TOTALS AGAINST					7	27	360	4		7					11	27	367	8		310

Legend:									
Bk	Blocks	Ch	Change Made	F	Fouls	G	Goals	Min	Minutes Played
MP	Matches Played	No	Shirt Number	OG	Own Goals	PM	Penalties Made	T	Throws



CUMULATIVE STATISTICS

累积技术统计

CAN - CANADA

After 6 Games

No.	Name	Ch	MP	Min	Throws			Penalties			Free			Totals			PM	OG	BK	
					G	F	T	G	F	T	G	F	T	G	F	T				
2	RYAN Shawna			1	2															
4	ALSOP Amy	1	5	90	1	2	35				1					1	2	36	1	213
5	SCOTT Contessa	2	3	26	2	3	35									2	3	35	2	14
6	LISABETH Annette	3	5	94	2	7	143				1					2	7	144	2	29
7	KNEEBONE Amy		2	30		1	4										1	4		59
9	MORIN Nancy	1	6	118	8	17	201	2		4						10	17	205	2	66
TEAM																				
TOTALS FOR					13	30	419	2		6						15	30	425	7	381
TOTALS AGAINST					8	30	431	4		7					12	30	438	8	378	

Legend:									
Bk	Blocks	Ch	Change Made	F	Fouls	G	Goals	Min	Minutes Played
MP	Matches Played	No	Shirt Number	OG	Own Goals	PM	Penalties Made	T	Throws



CUMULATIVE STATISTICS

累积技术统计

CAN - CANADA

After 7 Games

No.	Name	Ch	MP	Min	Throws			Penalties			Free			Totals			PM	OG	BK
					G	F	T	G	F	T	G	F	T	G	F	T			
2	RYAN Shawna		1	2			1								1				
4	ALSOP Amy	1	6	110	1	2	41		1	2				1	3	43	1	261	
5	SCOTT Contessa	2	3	26	2	3	35							2	3	35	2	14	
6	LISABETH Annette	4	6	113	2	13	177			1				2	13	178	2	45	
7	KNEEBONE Amy		3	31		1	4								1	4		59	
9	MORIN Nancy	1	7	138	8	18	240	2		4				10	18	244	2	75	
TEAM																			
TOTALS FOR					13	37	498	2	1	7				15	38	505	7	454	
TOTALS AGAINST					9	35	509	4		7				13	35	516	9	451	

Legend:									
Bk	Blocks	Ch	Change Made	F	Fouls	G	Goals	Min	Minutes Played
MP	Matches Played	No	Shirt Number	OG	Own Goals	PM	Penalties Made	T	Throws



CUMULATIVE STATISTICS

累积技术统计

CHN - CHINA

After 1 Game

No.	Name	Ch	MP	Min	Throws			Penalties			Free			Totals			PM	OG	BK	
					G	F	T	G	F	T	G	F	T	G	F	T				
1	LIN Shan		1	20	3		29							3		29			12	
2	WANG Shasha																			
3	CHEN Fengqing		1	20	1		22	1		1				2		23			23	
4	WANG Ruixue																			
5	XU Juan		1	20			20									20			16	
6	FAN Feifei																			
TEAM																				
TOTALS FOR							4		71	1		1			5		72			51
TOTALS AGAINST							3		73					3		73	1		56	

Legend:									
Bk	Blocks	Ch	Change Made	F	Fouls	G	Goals	Min	Minutes Played
MP	Matches Played	No	Shirt Number	OG	Own Goals	PM	Penalties Made	T	Throws



CUMULATIVE STATISTICS

累积技术统计

CHN - CHINA

After 2 Games

No.	Name	Ch	MP	Min	Throws			Penalties			Free			Totals			PM	OG	BK
					G	F	T	G	F	T	G	F	T	G	F	T			
1	LIN Shan		2	40	3	2	58											21	
2	WANG Shasha																		
3	CHEN Fengqing		2	40	1	2	44	2		3								64	
4	WANG Ruixue																		
5	XU Juan		2	40	2	3	49											36	
6	FAN Feifei																		
TEAM																			
TOTALS FOR							6	7	151	2		3			8	7	154		121
TOTALS AGAINST							3	4	149					3	4	149	3		127

Legend:									
Bk	Blocks	Ch	Change Made	F	Fouls	G	Goals	Min	Minutes Played
MP	Matches Played	No	Shirt Number	OG	Own Goals	PM	Penalties Made	T	Throws



CUMULATIVE STATISTICS


累积技术统计

CHN - CHINA

After 3 Games

No.	Name	Ch	MP	Min	Throws			Penalties			Free			Totals			PM	OG	BK
					G	F	T	G	F	T	G	F	T	G	F	T			
1	LIN Shan		3	60	3	4	85	1		1			4	4	86			38	
2	WANG Shasha																		
3	CHEN Fengqing		3	60	3	4	71	2		3			5	4	74			103	
4	WANG Ruixue																		
5	XU Juan		3	60	3	4	75						3	4	75			58	
6	FAN Feifei																		
TEAM																	1		
TOTALS FOR					9	12	231	3		4			12	12	235	1		199	
TOTALS AGAINST					3	8	230			1			3	8	231	4		199	

Legend:									
Bk	Blocks	Ch	Change Made	F	Fouls	G	Goals	Min	Minutes Played
MP	Matches Played	No	Shirt Number	OG	Own Goals	PM	Penalties Made	T	Throws



CUMULATIVE STATISTICS

累积技术统计

CHN - CHINA

After 4 Games

No.	Name	Ch	MP	Min	Throws			Penalties			Free			Totals			PM	OG	BK
					G	F	T	G	F	T	G	F	T	G	F	T			
1	LIN Shan	1	4	71	4	4	99	1	1	2				5	5	101			41
2	WANG Shasha																		
3	CHEN Fengqing		4	80	3	8	101	2		3				5	8	104			144
4	WANG Ruixue		1	9	4	1	14							4	1	14			6
5	XU Juan		4	80	3	6	97							3	6	97			74
6	FAN Feifei																		
TEAM																	1		
TOTALS FOR					14	19	311	3	1	5				17	20	316	1		265
TOTALS AGAINST					6	18	309			1				6	18	310	5		266

Legend:									
Bk	Blocks	Ch	Change Made	F	Fouls	G	Goals	Min	Minutes Played
MP	Matches Played	No	Shirt Number	OG	Own Goals	PM	Penalties Made	T	Throws



CUMULATIVE STATISTICS

累积技术统计

CHN - CHINA

After 5 Games

No.	Name	Ch	MP	Min	Throws			Penalties			Free			Totals			PM	OG	BK
					G	F	T	G	F	T	G	F	T	G	F	T			
1	LIN Shan	3	5	84	5	5	114	1	1	2				6	6	116			44
2	WANG Shasha																		
3	CHEN Fengqing		5	100	3	12	135	3		4			6	12	139			177	
4	WANG Ruixue	1	2	16	4	1	21						4	1	21			10	
5	XU Juan		5	100	4	10	122						4	10	122			108	
6	FAN Feifei																		
TEAM																	1		
TOTALS FOR					16	28	392	4	1	6			20	29	398	1		339	
TOTALS AGAINST					7	23	388			1			7	23	389	6		336	

Legend:									
Bk	Blocks	Ch	Change Made	F	Fouls	G	Goals	Min	Minutes Played
MP	Matches Played	No	Shirt Number	OG	Own Goals	PM	Penalties Made	T	Throws



CUMULATIVE STATISTICS

累积技术统计

CHN - CHINA

After 6 Games

No.	Name	Ch	MP	Min	Throws			Penalties			Free			Totals			PM	OG	BK
					G	F	T	G	F	T	G	F	T	G	F	T			
1	LIN Shan	3	6	104	5	7	141	1	1	2				6	8	143			60
2	WANG Shasha																		
3	CHEN Fengqing		6	120	3	16	163	3		4			6	16	167			216	
4	WANG Ruixue	1	2	16	4	1	21						4	1	21			10	
5	XU Juan		6	120	4	12	145						4	12	145			125	
6	FAN Feifei																		
TEAM																	1		
TOTALS FOR					16	36	470	4	1	6			20	37	476	1		411	
TOTALS AGAINST					7	28	466			1			7	28	467	6		406	

Legend:									
Bk	Blocks	Ch	Change Made	F	Fouls	G	Goals	Min	Minutes Played
MP	Matches Played	No	Shirt Number	OG	Own Goals	PM	Penalties Made	T	Throws



CUMULATIVE STATISTICS


累积技术统计

CHN - CHINA

After 7 Games

No.	Name	Ch	MP	Min	Throws			Penalties			Free			Totals			PM	OG	BK
					G	F	T	G	F	T	G	F	T	G	F	T			
1	LIN Shan	3	7	124	6	9	175	1	1	2				7	10	177			83
2	WANG Shasha																		
3	CHEN Fengqing		7	140	3	19	189	3		4			6	19	193			257	
4	WANG Ruixue	1	2	16	4	1	21						4	1	21			10	
5	XU Juan		7	140	4	12	163						4	12	163			134	
6	FAN Feifei																		
TEAM															2				
TOTALS FOR					17	41	548	4	1	6			21	42	554	2		484	
TOTALS AGAINST					7	35	545		1	2			7	36	547	6		479	

Legend:									
Bk	Blocks	Ch	Change Made	F	Fouls	G	Goals	Min	Minutes Played
MP	Matches Played	No	Shirt Number	OG	Own Goals	PM	Penalties Made	T	Throws



CUMULATIVE STATISTICS

累积技术统计

CHN - CHINA

After 8 Games

No.	Name	Ch	MP	Min	Throws			Penalties			Free			Totals			PM	OG	BK
					G	F	T	G	F	T	G	F	T	G	F	T			
1	LIN Shan	3	7	124	6	9	175	1	1	2	1		1	8	10	178			83
2	WANG Shasha												1			1			1
3	CHEN Fengqing		8	166	3	24	224	3	1	5			1	6	25	230			304
4	WANG Ruixue	1	3	42	5	4	64				1		1	6	4	65			30
5	XU Juan		8	166	4	13	186				1		1	5	13	187			151
6	FAN Feifei												1			1			1
TEAM																	2		
TOTALS FOR					18	50	649	4	2	7	3		6	25	52	662	2		570
TOTALS AGAINST					8	49	644		1	2	2	2	6	10	52	652	7		562

Legend:									
Bk	Blocks	Ch	Change Made	F	Fouls	G	Goals	Min	Minutes Played
MP	Matches Played	No	Shirt Number	OG	Own Goals	PM	Penalties Made	T	Throws



CUMULATIVE STATISTICS

累积技术统计

CHN - CHINA

After 9 Games

No.	Name	Ch	MP	Min	Throws			Penalties			Free			Totals			PM	OG	BK
					G	F	T	G	F	T	G	F	T	G	F	T			
1	LIN Shan	4	8	132	8	12	189	1	1	2	1		1	10	13	192			89
2	WANG Shasha												1			1			1
3	CHEN Fengqing		9	186	4	28	251	3	1	5			1	7	29	257	1		340
4	WANG Ruixue	2	4	54	5	4	81	1		1	1		1	7	4	83			35
5	XU Juan		9	186	5	15	207				1		1	6	15	208			169
6	FAN Feifei												1			1			1
TEAM																	2		
TOTALS FOR					22	59	728	5	2	8	3		6	30	61	742	3		635
TOTALS AGAINST					13	57	723	1	1	3	2	2	6	16	60	732	8		628

Legend:									
Bk	Blocks	Ch	Change Made	F	Fouls	G	Goals	Min	Minutes Played
MP	Matches Played	No	Shirt Number	OG	Own Goals	PM	Penalties Made	T	Throws



CUMULATIVE STATISTICS

累积技术统计

USA - UNITED STATES OF AMERICA

After 1 Game

No.	Name	Ch	MP	Min	Throws			Penalties			Free			Totals			PM	OG	BK
					G	F	T	G	F	T	G	F	T	G	F	T			
1	ARMBRUSTER Jen		1	20		1	34							1	34			5	
2	LORENZ Jessie																		
3	BANTA Lisa		1	20		1	5						1	5				53	
4	MILLER Asya		1	20	2	4	34			1			2	4	35			10	
5	THERYOUNG Robin																		
6	BARNES Jackie																		
TEAM																1			
TOTALS FOR					2	6	73			1			2	6	74	1		68	
TOTALS AGAINST						4	72			1			4	73	1		64		

Legend:									
Bk	Blocks	Ch	Change Made	F	Fouls	G	Goals	Min	Minutes Played
MP	Matches Played	No	Shirt Number	OG	Own Goals	PM	Penalties Made	T	Throws



CUMULATIVE STATISTICS

累积技术统计

USA - UNITED STATES OF AMERICA

After 2 Games

No.	Name	Ch	MP	Min	Throws			Penalties			Free			Totals			PM	OG	BK
					G	F	T	G	F	T	G	F	T	G	F	T			
1	ARMBRUSTER Jen	2	40		1	3	66	1		1			2	3	67			14	
2	LORENZ Jessie	1	20				2								2			54	
3	BANTA Lisa	1	20			1	5						1	5				53	
4	MILLER Asya	2	40		2	6	72			1			2	6	73			15	
5	THERYOUNG Robin																		
6	BARNES Jackie																		
TEAM																	1		
TOTALS FOR					3	10	145	1		2			4	10	147	1		136	
TOTALS AGAINST						8	143			1				8	144	2		121	

Legend:									
Bk	Blocks	Ch	Change Made	F	Fouls	G	Goals	Min	Minutes Played
MP	Matches Played	No	Shirt Number	OG	Own Goals	PM	Penalties Made	T	Throws



CUMULATIVE STATISTICS

累积技术统计

USA - UNITED STATES OF AMERICA

After 3 Games

No.	Name	Ch	MP	Min	Throws			Penalties			Free			Totals			PM	OG	BK
					G	F	T	G	F	T	G	F	T	G	F	T			
1	ARMBRUSTER Jen	2	3	53	1	3	88	1		1			2	3	89			21	
2	LORENZ Jessie		1	20			2								2			54	
3	BANTA Lisa		2	40		2	16			1				2	17			94	
4	MILLER Asya		3	54	2	6	98			1			2	6	99	1		23	
5	THERYOUNG Robin	2	1	10		2	19							2	19			13	
6	BARNES Jackie		1	3		1	3							1	3			3	
TEAM																	1		
TOTALS FOR					3	14	226	1		3			4	14	229	2		208	
TOTALS AGAINST					3	13	223	1		2			4	13	225	3		199	

Legend:									
Bk	Blocks	Ch	Change Made	F	Fouls	G	Goals	Min	Minutes Played
MP	Matches Played	No	Shirt Number	OG	Own Goals	PM	Penalties Made	T	Throws



CUMULATIVE STATISTICS

累积技术统计

USA - UNITED STATES OF AMERICA

After 4 Games

No.	Name	Ch	MP	Min	Throws			Penalties			Free			Totals			PM	OG	BK
					G	F	T	G	F	T	G	F	T	G	F	T			
1	ARMBRUSTER Jen	2	4	63	1	3	103	1		1			2	3	104			21	
2	LORENZ Jessie	1	2	33			5								5			88	
3	BANTA Lisa	1	3	57		2	35			1				2	36			111	
4	MILLER Asya		4	74	4	8	136			1			4	8	137	1		35	
5	THERYOUNG Robin	2	1	10		2	19							2	19			13	
6	BARNES Jackie		1	3		1	3							1	3			3	
TEAM																	1		
TOTALS FOR						5	16	301	1		3		6	16	304	2		271	
TOTALS AGAINST						5	20	295	1		2		6	20	297	3		271	

Legend:									
Bk	Blocks	Ch	Change Made	F	Fouls	G	Goals	Min	Minutes Played
MP	Matches Played	No	Shirt Number	OG	Own Goals	PM	Penalties Made	T	Throws



CUMULATIVE STATISTICS

累积技术统计

USA - UNITED STATES OF AMERICA

After 5 Games

No.	Name	Ch	MP	Min	Throws			Penalties			Free			Totals			PM	OG	BK
					G	F	T	G	F	T	G	F	T	G	F	T			
1	ARMBRUSTER Jen	3	5	79	3	3	132	1		2			4	3	134			33	
2	LORENZ Jessie	1	2	33			5								5			88	
3	BANTA Lisa	1	4	77		3	43			1				3	44			158	
4	MILLER Asya	1	5	88	6	10	161			1			6	10	162	1		37	
5	THERYOUNG Robin	3	2	18		4	33							4	33			18	
6	BARNES Jackie		2	5		1	7							1	7			5	
TEAM																		1	
TOTALS FOR					9	21	381	1		4			10	21	385	2		339	
TOTALS AGAINST					5	32	375	1		2			6	32	377	4		343	

Legend:									
Bk	Blocks	Ch	Change Made	F	Fouls	G	Goals	Min	Minutes Played
MP	Matches Played	No	Shirt Number	OG	Own Goals	PM	Penalties Made	T	Throws



CUMULATIVE STATISTICS

累积技术统计

USA - UNITED STATES OF AMERICA

After 6 Games

No.	Name	Ch	MP	Min	Throws			Penalties			Free			Totals			PM	OG	BK
					G	F	T	G	F	T	G	F	T	G	F	T			
1	ARMBRUSTER Jen	3	6	99	3	3	168	1		2			4	3	170			56	
2	LORENZ Jessie	1	2	33			5								5			88	
3	BANTA Lisa	1	5	97		4	47			1				4	48			202	
4	MILLER Asya	1	6	108	7	12	192			1			7	12	193	1		38	
5	THERYOUNG Robin	3	2	18		4	33							4	33			18	
6	BARNES Jackie		2	5		1	7							1	7			5	
TEAM																	1		
TOTALS FOR					10	24	452	1		4			11	24	456	2		407	
TOTALS AGAINST					6	35	445	1		2			7	35	447	4		410	

Legend:									
Bk	Blocks	Ch	Change Made	F	Fouls	G	Goals	Min	Minutes Played
MP	Matches Played	No	Shirt Number	OG	Own Goals	PM	Penalties Made	T	Throws



CUMULATIVE STATISTICS

累积技术统计

USA - UNITED STATES OF AMERICA

After 7 Games

No.	Name	Ch	MP	Min	Throws			Penalties			Free			Totals			PM	OG	BK
					G	F	T	G	F	T	G	F	T	G	F	T			
1	ARMBRUSTER Jen	4	7	118	5	4	202	1		3			6	4	205	1		72	
2	LORENZ Jessie	1	3	34			7								7			88	
3	BANTA Lisa	1	6	117		4	52			1				4	53	1		243	
4	MILLER Asya	2	7	127	10	14	229	2	1	4			12	15	233	1		44	
5	THERYOUNG Robin	3	2	18		4	33							4	33			18	
6	BARNES Jackie		3	6		1	8							1	8			5	
TEAM																		1	
TOTALS FOR					15	27	531	3	1	8			18	28	539	4		470	
TOTALS AGAINST					9	45	522	2		3			11	45	525	8		482	

Legend:									
Bk	Blocks	Ch	Change Made	F	Fouls	G	Goals	Min	Minutes Played
MP	Matches Played	No	Shirt Number	OG	Own Goals	PM	Penalties Made	T	Throws



CUMULATIVE STATISTICS

累积技术统计

USA - UNITED STATES OF AMERICA

After 8 Games

No.	Name	Ch	MP	Min	Throws			Penalties			Free			Totals			PM	OG	BK
					G	F	T	G	F	T	G	F	T	G	F	T			
1	ARMBRUSTER Jen	5	8	142	6	4	234	1		3			7	4	237	1		86	
2	LORENZ Jessie	1	3	34			7								7			88	
3	BANTA Lisa	1	7	141		6	56			1				6	57	1		298	
4	MILLER Asya	2	8	151	13	20	269	2	1	4			15	21	273	2		52	
5	THERYOUNG Robin	4	3	19		4	34							4	34			18	
6	BARNES Jackie		3	6		1	8							1	8			5	
TEAM																	1		
TOTALS FOR					19	35	608	3	1	8			22	36	616	5		547	
TOTALS AGAINST					12	50	607	2		4			14	50	611	8		547	

Legend:									
Bk	Blocks	Ch	Change Made	F	Fouls	G	Goals	Min	Minutes Played
MP	Matches Played	No	Shirt Number	OG	Own Goals	PM	Penalties Made	T	Throws



CUMULATIVE STATISTICS

累积技术统计

USA - UNITED STATES OF AMERICA

After 9 Games

No.	Name	Ch	MP	Min	Throws			Penalties			Free			Totals			PM	OG	BK
					G	F	T	G	F	T	G	F	T	G	F	T			
1	ARMBRUSTER Jen	5	9	162	6	6	268	1		3					7	6	271	1	109
2	LORENZ Jessie	1	3	34			7										7		88
3	BANTA Lisa	1	8	161		9	60			1						9	61	1	326
4	MILLER Asya	2	9	171	18	23	310	3	1	5					21	24	315	3	67
5	THERYOUNG Robin	4	3	19		4	34									4	34		18
6	BARNES Jackie		3	6		1	8									1	8		5
TEAM																	1		
TOTALS FOR					24	43	687	4	1	9					28	44	696	6	613
TOTALS AGAINST					16	59	686	3		5				19	59	691	9	612	

Legend:									
Bk	Blocks	Ch	Change Made	F	Fouls	G	Goals	Min	Minutes Played
MP	Matches Played	No	Shirt Number	OG	Own Goals	PM	Penalties Made	T	Throws



CUMULATIVE STATISTICS

累积技术统计

DEN - DENMARK

After 1 Game

No.	Name	Ch	MP	Min	Throws			Penalties			Free			Totals			PM	OG	BK
					G	F	T	G	F	T	G	F	T	G	F	T			
1	LARSEN Maria		1	20			2								2			38	
2	NISSEN Mette		1	1			1								1				
3	VEDSTED Lykke	1	1	19	3	3	41						3	3	41	1		18	
4	THOMSEN Ninna																		
5	RYDING Kamilla	1	1	18		2	32							2	32			10	
6	JOERGENSEN Karina		1	2		1	3							1	3			1	
TEAM																			
TOTALS FOR						3	6	79						3	6	79	1		67
TOTALS AGAINST							11	78	1		1			1	11	79		1	66

Legend:									
Bk	Blocks	Ch	Change Made	F	Fouls	G	Goals	Min	Minutes Played
MP	Matches Played	No	Shirt Number	OG	Own Goals	PM	Penalties Made	T	Throws



CUMULATIVE STATISTICS

累积技术统计

DEN - DENMARK

After 2 Games

No.	Name	Ch	MP	Min	Throws			Penalties			Free			Totals			PM	OG	BK
					G	F	T	G	F	T	G	F	T	G	F	T			
1	LARSEN Maria		2	40			5								5			63	
2	NISSEN Mette		1	1			1								1				
3	VEDSTED Lykke	1	2	39	3	6	72							3	6	72	1	28	
4	THOMSEN Ninna																		
5	RYDING Kamilla	2	2	34		3	63							3	63			29	
6	JOERGENSEN Karina		2	6		1	9							1	9	1		4	
TEAM																			
TOTALS FOR					3	10	150							3	10	150	2	124	
TOTALS AGAINST					1	15	150	2		2				3	15	152	1	134	

Legend:									
Bk	Blocks	Ch	Change Made	F	Fouls	G	Goals	Min	Minutes Played
MP	Matches Played	No	Shirt Number	OG	Own Goals	PM	Penalties Made	T	Throws



CUMULATIVE STATISTICS

累积技术统计

DEN - DENMARK

After 3 Games

No.	Name	Ch	MP	Min	Throws			Penalties			Free			Totals			PM	OG	BK
					G	F	T	G	F	T	G	F	T	G	F	T			
1	LARSEN Maria		3	60			7								7			103	
2	NISSEN Mette		1	1			1								1				
3	VEDSTED Lykke	1	3	59	3	9	115							3	9	115	1	42	
4	THOMSEN Ninna																		
5	RYDING Kamilla	2	3	54	2	4	96							2	4	96		36	
6	JOERGENSEN Karina		2	6			1 9							1	9		1	4	
TEAM																			
TOTALS FOR							5	14	228					5	14	228	2	185	
TOTALS AGAINST							2	27	224	2		2		4	27	226	1	205	

Legend:									
Bk	Blocks	Ch	Change Made	F	Fouls	G	Goals	Min	Minutes Played
MP	Matches Played	No	Shirt Number	OG	Own Goals	PM	Penalties Made	T	Throws



CUMULATIVE STATISTICS

累积技术统计

DEN - DENMARK

After 4 Games

No.	Name	Ch	MP	Min	Throws			Penalties			Free			Totals			PM	OG	BK
					G	F	T	G	F	T	G	F	T	G	F	T			
1	LARSEN Maria		4	80			8								8			126	
2	NISSEN Mette		1	1			1								1				
3	VEDSTED Lykke	1	4	79	3	13	152	2		2				5	13	154	1	67	
4	THOMSEN Ninna																		
5	RYDING Kamilla	3	4	64	2	5	113							2	5	113		45	
6	JOERGENSEN Karina		3	16		4	25							4	25		1	8	
TEAM																			
TOTALS FOR					5	22	299	2		2				7	22	301	2	246	
TOTALS AGAINST					3	38	298	2		2				5	38	300	2	1 270	

Legend:									
Bk	Blocks	Ch	Change Made	F	Fouls	G	Goals	Min	Minutes Played
MP	Matches Played	No	Shirt Number	OG	Own Goals	PM	Penalties Made	T	Throws



CUMULATIVE STATISTICS

累积技术统计

DEN - DENMARK

After 5 Games

No.	Name	Ch	MP	Min	Throws			Penalties			Free			Totals			PM	OG	BK
					G	F	T	G	F	T	G	F	T	G	F	T			
1	LARSEN Maria	1	5	96		1	9							1	9			151	
2	NISSEN Mette		1	1			1								1				
3	VEDSTED Lykke	1	5	99	5	17	183	2		2			7	17	185	1		72	
4	THOMSEN Ninna																		
5	RYDING Kamilla	3	5	84	2	5	150						2	5	150			73	
6	JOERGENSEN Karina		4	20		5	30							5	30	2		14	
TEAM																			
TOTALS FOR						7	28	373	2		2			9	28	375	3		310
TOTALS AGAINST						5	47	372	2		3			7	47	375	2	1	336

Legend:									
Bk	Blocks	Ch	Change Made	F	Fouls	G	Goals	Min	Minutes Played
MP	Matches Played	No	Shirt Number	OG	Own Goals	PM	Penalties Made	T	Throws



CUMULATIVE STATISTICS

累积技术统计

DEN - DENMARK

After 6 Games

No.	Name	Ch	MP	Min	Throws			Penalties			Free			Totals			PM	OG	BK
					G	F	T	G	F	T	G	F	T	G	F	T			
1	LARSEN Maria	1	6	116		3	12							3	12			174	
2	NISSEN Mette		1	1			1								1				
3	VEDSTED Lykke	1	6	119	5	20	223	2		2			7	20	225	1		100	
4	THOMSEN Ninna																		
5	RYDING Kamilla	3	6	104	2	5	185						2	5	185			92	
6	JOERGENSEN Karina		4	20		5	30							5	30	2		14	
TEAM																			
TOTALS FOR						7	33	451	2		2			9	33	453	3		380
TOTALS AGAINST						5	55	450	2		3			7	55	453	2	1	408

Legend:									
Bk	Blocks	Ch	Change Made	F	Fouls	G	Goals	Min	Minutes Played
MP	Matches Played	No	Shirt Number	OG	Own Goals	PM	Penalties Made	T	Throws



CUMULATIVE STATISTICS

累积技术统计

DEN - DENMARK

After 7 Games

No.	Name	Ch	MP	Min	Throws			Penalties			Free			Totals			PM	OG	BK
					G	F	T	G	F	T	G	F	T	G	F	T			
1	LARSEN Maria	1	7	136		4	14							4	14			210	
2	NISSEN Mette		1	1			1								1				
3	VEDSTED Lykke	1	7	139	7	22	255	3		5			10	22	260	1		111	
4	THOMSEN Ninna																		
5	RYDING Kamilla	3	7	124	2	7	224						2	7	224			109	
6	JOERGENSEN Karina		4	20		5	30						5	30		2		14	
TEAM																			
TOTALS FOR						9	38	524	3		5		12	38	529	3		444	
TOTALS AGAINST						7	62	523	2		3		9	62	526	5	1	477	

Legend:									
Bk	Blocks	Ch	Change Made	F	Fouls	G	Goals	Min	Minutes Played
MP	Matches Played	No	Shirt Number	OG	Own Goals	PM	Penalties Made	T	Throws



CUMULATIVE STATISTICS

累积技术统计

DEN - DENMARK

After 8 Games

No.	Name	Ch	MP	Min	Throws			Penalties			Free			Totals			PM	OG	BK
					G	F	T	G	F	T	G	F	T	G	F	T			
1	LARSEN Maria	1	8	160		6	17							6	17			250	
2	NISSEN Mette		1	1			1								1				
3	VEDSTED Lykke	1	8	163	9	23	296	3		6				12	23	302	1	121	
4	THOMSEN Ninna																		
5	RYDING Kamilla	3	8	148	3	9	265							3	9	265		124	
6	JOERGENSEN Karina		4	20		5	30							5	30		2	14	
TEAM																			
TOTALS FOR						12	43	609	3		6			15	43	615	3	509	
TOTALS AGAINST						11	70	600	2		3			13	70	603	6	1 554	

Legend:									
Bk	Blocks	Ch	Change Made	F	Fouls	G	Goals	Min	Minutes Played
MP	Matches Played	No	Shirt Number	OG	Own Goals	PM	Penalties Made	T	Throws



CUMULATIVE STATISTICS

累积技术统计

DEN - DENMARK

After 9 Games

No.	Name	Ch	MP	Min	Throws			Penalties			Free			Totals			PM	OG	BK
					G	F	T	G	F	T	G	F	T	G	F	T			
1	LARSEN Maria	2	9	166		7	18							7	18			258	
2	NISSEN Mette		1	1			1								1				
3	VEDSTED Lykke	1	9	186	11	25	336	3		6				14	25	342	1	144	
4	THOMSEN Ninna																		
5	RYDING Kamilla	3	9	171	3	9	285							3	9	285	1	145	
6	JOERGENSEN Karina		5	37	1	9	56							1	9	56	2	35	
TEAM																			
TOTALS FOR						15	50	696	3		6			18	50	702	4	582	
TOTALS AGAINST						13	81	686	2		4			15	81	690	6	1 631	

Legend:									
Bk	Blocks	Ch	Change Made	F	Fouls	G	Goals	Min	Minutes Played
MP	Matches Played	No	Shirt Number	OG	Own Goals	PM	Penalties Made	T	Throws



CUMULATIVE STATISTICS

累积技术统计

GER - GERMANY

After 1 Game

No.	Name	Ch	MP	Min	Throws			Penalties			Free			Totals			PM	OG	BK		
					G	F	T	G	F	T	G	F	T	G	F	T					
3	FISCHER Ina		1	20		3	35		1		1				1	3	36		6		
5	MOLLER Christiane		1	10		2	18									2	18		8		
6	OTTO Svetlana																				
7	DIETZ Conny	1	1	10		3	17								3	17			13		
8	BALL Natalie	1	1	17		2	6								2	6			34		
9	SCHINDLER Stefanie		1	3		1	2								1	2			5		
TEAM																				1	
TOTALS FOR						11	78		1		1			1	11	79		1	66		
TOTALS AGAINST						3	6	79						3	6	79		1	67		

Legend:									
Bk	Blocks	Ch	Change Made	F	Fouls	G	Goals	Min	Minutes Played
MP	Matches Played	No	Shirt Number	OG	Own Goals	PM	Penalties Made	T	Throws



CUMULATIVE STATISTICS

累积技术统计

GER - GERMANY

After 2 Games

No.	Name	Ch	MP	Min	Throws			Penalties			Free			Totals			PM	OG	BK
					G	F	T	G	F	T	G	F	T	G	F	T			
3	FISCHER Ina	1	2	36	4	64	1	1				1	4	65			20		
5	MOLLER Christiane		2	30	4	51							4	51	1		22		
6	OTTO Svetlana		1	4		7								7			7		
7	DIETZ Conny	1	1	10	3	17							3	17			13		
8	BALL Natalie	1	2	37	3	13							3	13	1		70		
9	SCHINDLER Stefanie		1	3	1	2							1	2			5		
TEAM																		1	
TOTALS FOR						15	154	1	1			1	15	155	2	1	137		
TOTALS AGAINST					5	13	159	1	2			6	13	161	1		137		

Legend:									
Bk	Blocks	Ch	Change Made	F	Fouls	G	Goals	Min	Minutes Played
MP	Matches Played	No	Shirt Number	OG	Own Goals	PM	Penalties Made	T	Throws



CUMULATIVE STATISTICS

累积技术统计

GER - GERMANY

After 3 Games

No.	Name	Ch	MP	Min	Throws			Penalties			Free			Totals			PM	OG	BK		
					G	F	T	G	F	T	G	F	T	G	F	T					
3	FISCHER Ina	1	3	56		5	94	1		1			1	5	95			28			
5	MOLLER Christiane		3	40		7	66							7	66	1		29			
6	OTTO Svetlana		1	4			7								7			7			
7	DIETZ Conny	2	2	20		4	31							4	31			19			
8	BALL Natalie	2	3	40		3	15							3	15	1		76			
9	SCHINDLER Stefanie		2	20	1	3	18						1	3	18			35			
TEAM																			1		
TOTALS FOR					1	22	231	1		1			2	22	232	2	1	194			
TOTALS AGAINST					8	19	228	1		2			9	19	230	1		201			

Legend:									
Bk	Blocks	Ch	Change Made	F	Fouls	G	Goals	Min	Minutes Played
MP	Matches Played	No	Shirt Number	OG	Own Goals	PM	Penalties Made	T	Throws



CUMULATIVE STATISTICS

累积技术统计

GER - GERMANY

After 4 Games

No.	Name	Ch	MP	Min	Throws			Penalties			Free			Totals			PM	OG	BK
					G	F	T	G	F	T	G	F	T	G	F	T			
3	FISCHER Ina	1	4	76	7	123		1	1				1	7	124			33	
5	MOLLER Christiane		4	60	11	93								11	93	1		47	
6	OTTO Svetlana		1	4		7									7			7	
7	DIETZ Conny	2	2	20	4	31								4	31			19	
8	BALL Natalie	2	3	40	3	15								3	15	1		76	
9	SCHINDLER Stefanie		3	40	1	6	35							1	6	35		82	
TEAM																		1	
TOTALS FOR					1	31	304	1		1			2	31	305	2	1	264	
TOTALS AGAINST					9	25	296	1		2			10	25	298	1		269	

Legend:									
Bk	Blocks	Ch	Change Made	F	Fouls	G	Goals	Min	Minutes Played
MP	Matches Played	No	Shirt Number	OG	Own Goals	PM	Penalties Made	T	Throws



CUMULATIVE STATISTICS

累积技术统计

GER - GERMANY

After 5 Games

No.	Name	Ch	MP	Min	Throws			Penalties			Free			Totals			PM	OG	BK	
					G	F	T	G	F	T	G	F	T	G	F	T				
3	FISCHER Ina	2	5	86		10	141	1		1			1	10	142			42		
5	MOLLER Christiane		5	69		11	105							11	105	1		52		
6	OTTO Svetlana		2	14		1	24							1	24			19		
7	DIETZ Conny	3	3	31		9	49							9	49	1		29		
8	BALL Natalie	3	4	50		5	20							5	20	1		93		
9	SCHINDLER Stefanie		4	50	1	7	45						1	7	45			101		
TEAM																		1		
TOTALS FOR					1	43	384	1		1			2	43	385	3	1	336		
TOTALS AGAINST					13	30	376	1		3			14	30	379	1		337		

Legend:									
Bk	Blocks	Ch	Change Made	F	Fouls	G	Goals	Min	Minutes Played
MP	Matches Played	No	Shirt Number	OG	Own Goals	PM	Penalties Made	T	Throws



CUMULATIVE STATISTICS

累积技术统计

GER - GERMANY

After 6 Games

No.	Name	Ch	MP	Min	Throws			Penalties			Free			Totals			PM	OG	BK
					G	F	T	G	F	T	G	F	T	G	F	T			
3	FISCHER Ina	3	6	98	1	11	163	2		2			3	11	165	1		51	
5	MOLLER Christiane	1	6	77		15	118							15	118	1		57	
6	OTTO Svetlana		3	22	1	1	35						1	1	35			21	
7	DIETZ Conny	3	4	43		12	70							12	70	1		41	
8	BALL Natalie	3	4	50		5	20							5	20	1		93	
9	SCHINDLER Stefanie		5	70	3	8	61						3	8	61			137	
TEAM																1	1		
TOTALS FOR					5	52	467	2		2			7	52	469	5	1	400	
TOTALS AGAINST					21	39	457	3		5			24	39	462	2		407	

Legend:									
Bk	Blocks	Ch	Change Made	F	Fouls	G	Goals	Min	Minutes Played
MP	Matches Played	No	Shirt Number	OG	Own Goals	PM	Penalties Made	T	Throws



CUMULATIVE STATISTICS

累积技术统计

GER - GERMANY

After 7 Games

No.	Name	Ch	MP	Min	Throws			Penalties			Free			Totals			PM	OG	BK
					G	F	T	G	F	T	G	F	T	G	F	T			
3	FISCHER Ina	4	7	108	1	11	179	2		2			3	11	181	1		63	
5	MOLLER Christiane	1	7	97		23	148							23	148	1		69	
6	OTTO Svetlana		4	32	1	2	49						1	2	49			31	
7	DIETZ Conny	3	4	43		12	70							12	70	1		41	
8	BALL Natalie	3	4	50		5	20							5	20	1		93	
9	SCHINDLER Stefanie		6	90	4	9	76						4	9	76			172	
TEAM															1	1			
TOTALS FOR					6	62	542	2		2			8	62	544	5	1	469	
TOTALS AGAINST					23	43	532	3		5			26	43	537	2		471	

Legend:									
Bk	Blocks	Ch	Change Made	F	Fouls	G	Goals	Min	Minutes Played
MP	Matches Played	No	Shirt Number	OG	Own Goals	PM	Penalties Made	T	Throws



CUMULATIVE STATISTICS

累积技术统计

JPN - JAPAN

After 1 Game

No.	Name	Ch	MP	Min	Throws			Penalties			Free			Totals			PM	OG	BK
					G	F	T	G	F	T	G	F	T	G	F	T			
1	KOMIYA Masae		1	20		2	38							2	38	1		22	
2	URATA Rie		1	20														25	
3	KATO Mieko																		
4	TAKADA Tomoe	1	1	5			8			1					9			5	
6	ADACHI Akiko	1	1	15		2	26							2	26			12	
7	NAOI Yuki																		
TEAM																			
TOTALS FOR							4	72			1			4	73	1		64	
TOTALS AGAINST						2	6	73			1			2	6	74	1		68

Legend:									
Bk	Blocks	Ch	Change Made	F	Fouls	G	Goals	Min	Minutes Played
MP	Matches Played	No	Shirt Number	OG	Own Goals	PM	Penalties Made	T	Throws



CUMULATIVE STATISTICS

累积技术统计

JPN - JAPAN

After 2 Games

No.	Name	Ch	MP	Min	Throws			Penalties			Free			Totals			PM	OG	BK
					G	F	T	G	F	T	G	F	T	G	F	T			
1	KOMIYA Masae		2	40	1	6	79							1	6	79	1	35	
2	URATA Rie	1	2	35														41	
3	KATO Mieko		1	5														5	
4	TAKADA Tomoe	1	2	12		1	21			1				1	22			11	
6	ADACHI Akiko	2	2	28		4	48							4	48			27	
7	NAOI Yuki																		
TEAM																			
TOTALS FOR						1	11 148			1			1	11 149	1			119	
TOTALS AGAINST						6	24 153			1			6	24 154	1			136	

Legend:									
Bk	Blocks	Ch	Change Made	F	Fouls	G	Goals	Min	Minutes Played
MP	Matches Played	No	Shirt Number	OG	Own Goals	PM	Penalties Made	T	Throws



CUMULATIVE STATISTICS

累积技术统计

JPN - JAPAN

After 3 Games

No.	Name	Ch	MP	Min	Throws			Penalties			Free			Totals			PM	OG	BK
					G	F	T	G	F	T	G	F	T	G	F	T			
1	KOMIYA Masae		3	60	1	12	116							1	12	116	1	53	
2	URATA Rie	2	3	48			1								1			62	
3	KATO Mieko		2	12														14	
4	TAKADA Tomoe	1	3	22		2	43			1				2	44			16	
6	ADACHI Akiko	3	3	38		5	64			1				5	65			37	
7	NAOI Yuki																		
TEAM																			
TOTALS FOR						1	19 224			2			1	19 226	1		182		
TOTALS AGAINST						9	29 224			1			9	29 225	2		204		

Legend:									
Bk	Blocks	Ch	Change Made	F	Fouls	G	Goals	Min	Minutes Played
MP	Matches Played	No	Shirt Number	OG	Own Goals	PM	Penalties Made	T	Throws



CUMULATIVE STATISTICS

累积技术统计

JPN - JAPAN

After 4 Games

No.	Name	Ch	MP	Min	Throws			Penalties			Free			Totals			PM	OG	BK
					G	F	T	G	F	T	G	F	T	G	F	T			
1	KOMIYA Masae		4	80	2	15	148							2	15	148	3	71	
2	URATA Rie	2	4	68		2	8								2	8		91	
3	KATO Mieko		2	12														14	
4	TAKADA Tomoe	1	4	32		6	60			1					6	61		22	
6	ADACHI Akiko	4	4	48		7	82			1					7	83		49	
7	NAOI Yuki																		
TEAM																			
TOTALS FOR						2	30	298			2			2	30	300	3	247	
TOTALS AGAINST						9	37	295	2		3			11	37	298	2	265	

Legend:									
Bk	Blocks	Ch	Change Made	F	Fouls	G	Goals	Min	Minutes Played
MP	Matches Played	No	Shirt Number	OG	Own Goals	PM	Penalties Made	T	Throws



CUMULATIVE STATISTICS


累积技术统计

JPN - JAPAN

After 5 Games

No.	Name	Ch	MP	Min	Throws			Penalties			Free			Totals			PM	OG	BK
					G	F	T	G	F	T	G	F	T	G	F	T			
1	KOMIYA Masae		5	100	2	15	166							2	15	166	4		98
2	URATA Rie	2	5	70		2	8								2	8			93
3	KATO Mieko		2	12															14
4	TAKADA Tomoe	1	5	52		9	93			1					9	94			45
6	ADACHI Akiko	5	5	66	1	9	110			1				1	9	111			67
7	NAOI Yuki																		
TEAM																			
TOTALS FOR						3	35	377			2			3	35	379	4		317
TOTALS AGAINST						11	46	376	3		4			14	46	380	2		339

Legend:									
Bk	Blocks	Ch	Change Made	F	Fouls	G	Goals	Min	Minutes Played
MP	Matches Played	No	Shirt Number	OG	Own Goals	PM	Penalties Made	T	Throws



CUMULATIVE STATISTICS

累积技术统计

JPN - JAPAN

After 6 Games

No.	Name	Ch	MP	Min	Throws			Penalties			Free			Totals			PM	OG	BK
					G	F	T	G	F	T	G	F	T	G	F	T			
1	KOMIYA Masae		6	120	2	24	197	2		2			4	24	199	4		117	
2	URATA Rie	3	6	89		2	11							2	11			119	
3	KATO Mieko		3	13														15	
4	TAKADA Tomoe	1	6	56		11	98			1				11	99			47	
6	ADACHI Akiko	6	6	82	1	12	138	1		2			2	12	140			78	
7	NAOI Yuki																		
TEAM																			
TOTALS FOR					3	49	444	3		5			6	49	449	4		376	
TOTALS AGAINST					12	52	442	3		4			15	52	446	5		392	

Legend:									
Bk	Blocks	Ch	Change Made	F	Fouls	G	Goals	Min	Minutes Played
MP	Matches Played	No	Shirt Number	OG	Own Goals	PM	Penalties Made	T	Throws



CUMULATIVE STATISTICS

累积技术统计

JPN - JAPAN

After 7 Games

No.	Name	Ch	MP	Min	Throws			Penalties			Free			Totals			PM	OG	BK
					G	F	T	G	F	T	G	F	T	G	F	T			
1	KOMIYA Masae	1	7	135	3	25	226	2		2				5	25	228	4		132
2	URATA Rie	4	7	104		2	11								2	11			134
3	KATO Mieko	1	4	18															26
4	TAKADA Tomoe	2	7	61		13	110			1					13	111			50
6	ADACHI Akiko	7	7	99	2	12	166	1		2				3	12	168			94
7	NAOI Yuki		1	3		1	6								1	6			4
TEAM																			
TOTALS FOR					5	53	519	3		5				8	53	524	4		440
TOTALS AGAINST					13	62	517	3		4				16	62	521	5		461

Legend:									
Bk	Blocks	Ch	Change Made	F	Fouls	G	Goals	Min	Minutes Played
MP	Matches Played	No	Shirt Number	OG	Own Goals	PM	Penalties Made	T	Throws



CUMULATIVE STATISTICS


累积技术统计

BRA - BRAZIL

After 1 Game

No.	Name	Ch	MP	Min	Throws			Penalties			Free			Totals			PM	OG	BK
					G	F	T	G	F	T	G	F	T	G	F	T			
1	SILVA Luana	1	1	1			10								10	1		12	
2	SANTOS Neuzimar	1	1	14			5								5				
3	CUSTODIO Ana Carolina	1	1	13	2		22					2			22			9	
5	AMORIM Claudia	1	1	13			10								10			3	
6	LINO Adriana	1	1	1	1		13					1			13			6	
7	SILVA Simone		1	20			13								13			26	
TEAM																			
TOTALS FOR					3		73					3			73	1		56	
TOTALS AGAINST					4		71	1		1		5			72			51	

Legend:									
Bk	Blocks	Ch	Change Made	F	Fouls	G	Goals	Min	Minutes Played
MP	Matches Played	No	Shirt Number	OG	Own Goals	PM	Penalties Made	T	Throws



CUMULATIVE STATISTICS


累积技术统计

BRA - BRAZIL

After 2 Games

No.	Name	Ch	MP	Min	Throws			Penalties			Free			Totals			PM	OG	BK	
					G	F	T	G	F	T	G	F	T	G	F	T				
1	SILVA Luana	2	2	7			13								13	1		22		
2	SANTOS Neuzimar	3	2	21			13								13	1		7		
3	CUSTODIO Ana Carolina	2	2	38	2	3	41	3		3				5	3	44		21		
5	AMORIM Claudia	1	2	15	1		22							1		22		11		
6	LINO Adriana	2	2	5	2		18							2		18	2	11		
7	SILVA Simone		2	40	1	1	33							1	1	33		43		
TEAM																		1		
TOTALS FOR					6	4	140	3		3				9	4	143	5		115	
TOTALS AGAINST					8	7	140	2		4				10	7	144	3		110	

Legend:									
Bk	Blocks	Ch	Change Made	F	Fouls	G	Goals	Min	Minutes Played
MP	Matches Played	No	Shirt Number	OG	Own Goals	PM	Penalties Made	T	Throws



CUMULATIVE STATISTICS

累积技术统计

BRA - BRAZIL

After 3 Games

No.	Name	Ch	MP	Min	Throws			Penalties			Free			Totals			PM	OG	BK	
					G	F	T	G	F	T	G	F	T	G	F	T				
1	SILVA Luana	2	3	13		1	17							1	17	1		28		
2	SANTOS Neuzimar	4	3	35	2	2	33						2	2	33	1		21		
3	CUSTODIO Ana Carolina	2	2	38	2	3	41	3		3			5	3	44			21		
5	AMORIM Claudia	1	3	35	2	2	44						2	2	44			32		
6	LINO Adriana	2	2	5	2		18						2		18	2		11		
7	SILVA Simone		3	60	1	2	56						1	2	56			66		
TEAM																		1		
TOTALS FOR					9	10	209	3		3			12	10	212	5		179		
TOTALS AGAINST					9	14	217	2		4			11	14	221	3		167		

Legend:									
Bk	Blocks	Ch	Change Made	F	Fouls	G	Goals	Min	Minutes Played
MP	Matches Played	No	Shirt Number	OG	Own Goals	PM	Penalties Made	T	Throws



CUMULATIVE STATISTICS

累积技术统计

BRA - BRAZIL

After 4 Games

No.	Name	Ch	MP	Min	Throws			Penalties			Free			Totals			PM	OG	BK
					G	F	T	G	F	T	G	F	T	G	F	T			
1	SILVA Luana	2	3	13		1	17							1	17	1		28	
2	SANTOS Neuzimar	5	4	40	2	3	38							2	3	38	1	27	
3	CUSTODIO Ana Carolina	2	3	53	3	4	61	3		3				6	4	64		43	
5	AMORIM Claudia	1	4	55	2	3	69							2	3	69		55	
6	LINO Adriana	2	2	5	2		18							2		18	2	11	
7	SILVA Simone		4	80	2	6	78							2	6	78		87	
TEAM															1				
TOTALS FOR					11	17	281	3		3				14	17	284	5	251	
TOTALS AGAINST					11	16	292	2		4				13	16	296	3	230	

Legend:									
Bk	Blocks	Ch	Change Made	F	Fouls	G	Goals	Min	Minutes Played
MP	Matches Played	No	Shirt Number	OG	Own Goals	PM	Penalties Made	T	Throws



CUMULATIVE STATISTICS

累积技术统计

BRA - BRAZIL

After 5 Games

No.	Name	Ch	MP	Min	Throws			Penalties			Free			Totals			PM	OG	BK
					G	F	T	G	F	T	G	F	T	G	F	T			
1	SILVA Luana	2	3	13		1	17							1	17	1		28	
2	SANTOS Neuzimar	5	5	60	2	5	42							2	5	42	1	60	
3	CUSTODIO Ana Carolina	3	4	67	4	7	83	4		6				8	7	89	2	51	
5	AMORIM Claudia	2	5	64	2	3	85							2	3	85		61	
6	LINO Adriana	2	3	6	2		18							2		18	2	11	
7	SILVA Simone	2	5	96	3	10	106	1		1				4	10	107		98	
TEAM																	2		
TOTALS FOR					13	26	351	5		7				18	26	358	8	309	
TOTALS AGAINST					14	25	359	4		6				18	25	365	7	287	

Legend:									
Bk	Blocks	Ch	Change Made	F	Fouls	G	Goals	Min	Minutes Played
MP	Matches Played	No	Shirt Number	OG	Own Goals	PM	Penalties Made	T	Throws



CUMULATIVE STATISTICS

累积技术统计

BRA - BRAZIL

After 6 Games

No.	Name	Ch	MP	Min	Throws			Penalties			Free			Totals			PM	OG	BK
					G	F	T	G	F	T	G	F	T	G	F	T			
1	SILVA Luana	3	4	16		1	22							1	22	1		31	
2	SANTOS Neuzimar	6	6	76	2	6	51							2	6	51	2	85	
3	CUSTODIO Ana Carolina	3	4	67	4	7	83	4		6				8	7	89	2	51	
5	AMORIM Claudia	3	6	74	2	3	96							2	3	96		67	
6	LINO Adriana	3	4	17	2	4	35							2	4	35	3	18	
7	SILVA Simone	2	6	116	4	11	130	1		1				5	11	131		110	
TEAM															3				
TOTALS FOR					14	32	417	5		7				19	32	424	11	362	
TOTALS AGAINST					14	39	426	7		9				21	39	435	7	346	

Legend:									
Bk	Blocks	Ch	Change Made	F	Fouls	G	Goals	Min	Minutes Played
MP	Matches Played	No	Shirt Number	OG	Own Goals	PM	Penalties Made	T	Throws



CUMULATIVE STATISTICS

累积技术统计

BRA - BRAZIL

After 7 Games

No.	Name	Ch	MP	Min	Throws			Penalties			Free			Totals			PM	OG	BK
					G	F	T	G	F	T	G	F	T	G	F	T			
1	SILVA Luana	4	5	17		1	25							1	25	1		32	
2	SANTOS Neuzimar	6	7	96	2	9	57							2	9	57	2	128	
3	CUSTODIO Ana Carolina	4	5	74	4	9	95	4		6				8	9	101	3	55	
5	AMORIM Claudia	4	7	81	3	4	109							3	4	109		72	
6	LINO Adriana	4	5	36	3	5	63							3	5	63	4	24	
7	SILVA Simone	3	7	122	4	11	141	1		1				5	11	142		120	
TEAM															4				
TOTALS FOR					16	39	490	5		7				21	39	497	14	431	
TOTALS AGAINST					16	44	499	8		12				24	44	511	7	410	

Legend:									
Bk	Blocks	Ch	Change Made	F	Fouls	G	Goals	Min	Minutes Played
MP	Matches Played	No	Shirt Number	OG	Own Goals	PM	Penalties Made	T	Throws



CUMULATIVE STATISTICS

累积技术统计

SWE - SWEDEN

After 1 Game

No.	Name	Ch	MP	Min	Throws			Penalties			Free			Totals			PM	OG	BK
					G	F	T	G	F	T	G	F	T	G	F	T			
1	ALVERSTEDT Asa	1	1	8			13			2					15			9	
3	NAESSTROM Sofia																		
4	NILSSON Anna		1	20			6							6			22		
5	GUSTAVSSON Malin		1	20			30	1	1			1		31	2		10		
6	JULIUSSON Maria																		
7	JALMESTAL Josefine	1	1	12	2		21					2		21	1		13		
TEAM																			
TOTALS FOR					2		70	1	3			3		73	3		54		
TOTALS AGAINST					2		67	1	2			3		69	3		53		

Legend:									
Bk	Blocks	Ch	Change Made	F	Fouls	G	Goals	Min	Minutes Played
MP	Matches Played	No	Shirt Number	OG	Own Goals	PM	Penalties Made	T	Throws



CUMULATIVE STATISTICS

累积技术统计

SWE - SWEDEN

After 2 Games

No.	Name	Ch	MP	Min	Throws			Penalties			Free			Totals			PM	OG	BK
					G	F	T	G	F	T	G	F	T	G	F	T			
1	ALVERSTEDT Asa	1	2	28			18			2								39	
3	NAESSTROM Sofia	1	1	15	1	6	25						1	6	25			17	
4	NILSSON Anna		1	20			6								6			22	
5	GUSTAVSSON Malin	1	2	30	2	4	50	1		1			3	4	51	2		17	
6	JULIUSSON Maria		1	5			11								11			5	
7	JALMESTAL Josefine	1	2	22	3	7	40						3	7	40	1		22	
TEAM																			
TOTALS FOR					6	18	150	1		3			7	18	153	3		122	
TOTALS AGAINST					3	7	143	1		2			4	7	145	3		108	

Legend:										
Bk	Blocks	Ch	Change Made	F	Fouls	G	Goals	Min	Minutes Played	
MP	Matches Played	No	Shirt Number	OG	Own Goals	PM	Penalties Made	T	Throws	



CUMULATIVE STATISTICS

累积技术统计

SWE - SWEDEN

After 3 Games

No.	Name	Ch	MP	Min	Throws			Penalties			Free			Totals			PM	OG	BK
					G	F	T	G	F	T	G	F	T	G	F	T			
1	ALVERSTEDT Asa	1	3	48		4	34			2				4	36			70	
3	NAESSTROM Sofia	2	2	20	1	7	37						1	7	37			24	
4	NILSSON Anna	1	2	28			6								6			35	
5	GUSTAVSSON Malin	1	3	42	3	6	70	1		1			4	6	71	2		27	
6	JULIUSSON Maria		2	7		1	13						1	13				6	
7	JALMESTAL Josefine	3	3	35	3	12	64						3	12	64	1		31	
TEAM																			
TOTALS FOR						7	30	224	1		3			8	30	227	3		193
TOTALS AGAINST						5	11	221	1		2			6	11	223	3		169

Legend:									
Bk	Blocks	Ch	Change Made	F	Fouls	G	Goals	Min	Minutes Played
MP	Matches Played	No	Shirt Number	OG	Own Goals	PM	Penalties Made	T	Throws



CUMULATIVE STATISTICS

累积技术统计

SWE - SWEDEN

After 4 Games

No.	Name	Ch	MP	Min	Throws			Penalties			Free			Totals			PM	OG	BK
					G	F	T	G	F	T	G	F	T	G	F	T			
1	ALVERSTEDT Asa	1	4	68		4	34			2				4	36			94	
3	NAESSTROM Sofia	3	3	25	1	7	46							1	7	46		30	
4	NILSSON Anna	1	2	28			6								6			35	
5	GUSTAVSSON Malin	1	4	62	6	8	113	1		1			7	8	114	2		52	
6	JULIUSSON Maria		2	7		1	13							1	13			6	
7	JALMESTAL Josefine	4	4	50	3	20	91						3	20	91	2		43	
TEAM																			
TOTALS FOR					10	40	303	1		3			11	40	306	4		260	
TOTALS AGAINST					10	18	301	1	1	3			11	19	304	3		235	

Legend:									
Bk	Blocks	Ch	Change Made	F	Fouls	G	Goals	Min	Minutes Played
MP	Matches Played	No	Shirt Number	OG	Own Goals	PM	Penalties Made	T	Throws



CUMULATIVE STATISTICS

累积技术统计

SWE - SWEDEN

After 5 Games

No.	Name	Ch	MP	Min	Throws			Penalties			Free			Totals			PM	OG	BK
					G	F	T	G	F	T	G	F	T	G	F	T			
1	ALVERSTEDT Asa	1	5	88		4	41	1		3			1	4	44			127	
3	NAESSTROM Sofia	3	3	25	1	7	46						1	7	46			30	
4	NILSSON Anna	2	3	34			6								6	1		43	
5	GUSTAVSSON Malin	1	5	82	9	13	147	1		1			10	13	148	3		59	
6	JULIUSSON Maria		2	7		1	13							1	13			6	
7	JALMESTAL Josefine	6	5	64	3	24	117	1		1			4	24	118	4		52	
TEAM																			
TOTALS FOR						13	49	370	3		5		16	49	375	8		317	
TOTALS AGAINST						12	27	371	3	1	7		15	28	378	6		293	

Legend:									
Bk	Blocks	Ch	Change Made	F	Fouls	G	Goals	Min	Minutes Played
MP	Matches Played	No	Shirt Number	OG	Own Goals	PM	Penalties Made	T	Throws



CUMULATIVE STATISTICS

累积技术统计

SWE - SWEDEN

After 6 Games

No.	Name	Ch	MP	Min	Throws			Penalties			Free			Totals			PM	OG	BK
					G	F	T	G	F	T	G	F	T	G	F	T			
1	ALVERSTEDT Asa	1	6	108		5	53	1		3			1	5	56			161	
3	NAESSTROM Sofia	3	3	25	1	7	46						1	7	46			30	
4	NILSSON Anna	3	4	39			6								6	1		51	
5	GUSTAVSSON Malin	1	6	102	13	16	184	2		2			15	16	186	4		75	
6	JULIUSSON Maria		3	9		1	18							1	18			8	
7	JALMESTAL Josefine	7	6	77	7	29	144	2		2			9	29	146	4		62	
TEAM																			
TOTALS FOR					21	58	451	5		7			26	58	458	9		387	
TOTALS AGAINST					16	36	454	4	1	8			20	37	462	8		357	

Legend:									
Bk	Blocks	Ch	Change Made	F	Fouls	G	Goals	Min	Minutes Played
MP	Matches Played	No	Shirt Number	OG	Own Goals	PM	Penalties Made	T	Throws



CUMULATIVE STATISTICS

累积技术统计

SWE - SWEDEN

After 7 Games

No.	Name	Ch	MP	Min	Throws			Penalties			Free			Totals			PM	OG	BK
					G	F	T	G	F	T	G	F	T	G	F	T			
1	ALVERSTEDT Asa	1	7	128		7	59	1		3				1	7	62			188
3	NAESSTROM Sofia	4	4	31	1	10	55							1	10	55			37
4	NILSSON Anna	3	4	39			6									6	1		51
5	GUSTAVSSON Malin	1	7	122	15	19	219	3		3				18	19	222	8		100
6	JULIUSSON Maria		4	11		2	21								2	21			10
7	JALMESTAL Josefine	8	7	89	8	30	168	2		2				10	30	170	4		73
TEAM																			
TOTALS FOR					24	68	528	6		8				30	68	536	13		459
TOTALS AGAINST					21	39	533	6	2	12				27	41	545	10		420

Legend:									
Bk	Blocks	Ch	Change Made	F	Fouls	G	Goals	Min	Minutes Played
MP	Matches Played	No	Shirt Number	OG	Own Goals	PM	Penalties Made	T	Throws



CUMULATIVE STATISTICS

累积技术统计

SWE - SWEDEN

After 8 Games

No.	Name	Ch	MP	Min	Throws			Penalties			Free			Totals			PM	OG	BK
					G	F	T	G	F	T	G	F	T	G	F	T			
1	ALVERSTEDT Asa	1	8	154	9	6	7	1		3	1		1	2	9	7	1	220	
3	NAESSTROM Sofia	4	4	31	1	10	5					1	1	1	11	5		37	
4	NILSSON Anna	4	5	44			8						1			9	1	59	
5	GUSTAVSSON Malin	1	8	148	16	26	27	3		3		1	1	19	27	27	8	123	
6	JULIUSSON Maria		4	11		2	2						1		2	2		10	
7	JALMESTAL Josefine	9	8	110	8	35	20	2		2		1		11	35	20	4	93	
TEAM																			
TOTALS FOR					25	82	62	7		8	2	2	6	33	84	64	14	54	2
TOTALS AGAINST					22	48	63	4	3	13	3		6	31	51	65	10	50	6

Legend:									
Bk	Blocks	Ch	Change Made	F	Fouls	G	Goals	Min	Minutes Played
MP	Matches Played	No	Shirt Number	OG	Own Goals	PM	Penalties Made	T	Throws



CUMULATIVE STATISTICS


累积技术统计

SWE - SWEDEN

After 9 Games

No.	Name	Ch	MP	Min	Throws			Penalties			Free			Totals			PM	OG	BK
					G	F	T	G	F	T	G	F	T	G	F	T			
1	ALVERSTEDT Asa	1	9	177		10	73	1		3	1		1	2	10	77	1	263	
3	NAESSTROM Sofia	4	4	31	1	10	55					1	1	1	11	56		37	
4	NILSSON Anna	4	6	47			8						1		9		1	63	
5	GUSTAVSSON Malin	1	9	171	18	34	316	3		3		1	1	21	35	320	8	144	
6	JULIUSSON Maria		4	11		2	21						1		2	22		10	
7	JALMESTAL Josefine	10	9	130	8	37	240	2		3	1		1	11	37	244	4	102	
TEAM																			
TOTALS FOR					27	93	713	6		9	2	2	6	35	95	728	14	619	
TOTALS AGAINST					25	55	721	6	3	13	3		6	34	58	740	11	579	

Legend:									
Bk	Blocks	Ch	Change Made	F	Fouls	G	Goals	Min	Minutes Played
MP	Matches Played	No	Shirt Number	OG	Own Goals	PM	Penalties Made	T	Throws



START LIST

首发名单

Referee: KNECHT Alexander (GER)

Referee: JAKIC Nejc (SLO)

USA - UNITED STATES OF AMERICA

Shirt No.	Name	Sport Class	Date of Birth	Competition Statistics		
				MP	Min	G
1	ARMBRUSTER Jen	B1	12 FEB 1975	8	142	7
3	BANTA Lisa	B2	29 MAY 1979	7	141	
4	MILLER Asya	B3	16 OCT 1979	8	151	15
2	LORENZ Jessie	B1	22 NOV 1978	3	34	
5	THERYOUNG Robin	B3	11 NOV 1978	2	18	
6	BARNES Jackie	B3	29 NOV 1986	3	6	

Shirts: WHITE
Shorts: BLUE
Socks: WHITE

USA Played

JPN 2-0
DEN 2-0
CHN 0-4
BRA 2-2
GER 4-0
CAN 1-1
SWE 7-4
DEN 4-3,a.e.t

Coach: ARMBRUSTER K.

Assistant Coach: GUNDERMAN S.

CHN - CHINA

Shirt No.	Name	Sport Class	Date of Birth	Competition Statistics		
				MP	Min	G
3	CHEN Fengqing	B2	17 JUL 1985	8	166	6
4	WANG Ruixue	B2	04 MAY 1987	3	42	6
5	XU Juan	B2	08 MAY 1981	8	166	5
1	LIN Shan	B2	02 MAR 1986	7	124	8
2	WANG Shasha	B1	14 OCT 1986			
6	FAN Feifei	B2	01 SEP 1989			

Shirts: RED
Shorts: RED
Socks: WHITE

CHN Played

BRA 5-3
GER 3-0
USA 4-0
SWE 5-3
JPN 3-1
DEN 0-0
CAN 1-0
SWE 1-1 PSC 3-2

Coach: SHAO B.

Assistant Coach: WANG J.

MP	Matches Played	Min	Minutes Played	G	Goals Scored	PSC	Penalty Shoot	a.e.t.	After Extra Time
----	----------------	-----	----------------	---	--------------	-----	---------------	--------	------------------



MATCH STATISTICS

比赛技术统计

USA - CHN
6 - 5

Match No: 75

Start Time: 19:00


Referee: KNECHT Alexander (GER)

Referee: JAKIC Nejc (SLO)

USA - UNITED STATES OF AMERICA				Throws			Penalties			Free			Totals					
No.	Name	Ch	Min	G	F	T	G	F	T	G	F	T	G	F	T	PM	OG	BK
1	ARMBRUSTER Jen		20		2	34								2	34			23
2	LORENZ Jessie																	
3	BANTA Lisa		20		3	4								3	4			28
4	MILLER Asya		20	5	3	41	1		1				6	3	42	1		15
5	THERYOUNG Robin																	
6	BARNES Jackie																	
TEAM																		
TEAM TOTALS				5	8	79	1		1				6	8	80	1		66

CHN - CHINA				Throws			Penalties			Free			Totals					
No.	Name	Ch	Min	G	F	T	G	F	T	G	F	T	G	F	T	PM	OG	BK
1	LIN Shan	1	8	2	3	14							2	3	14			6
2	WANG Shasha																	
3	CHEN Fengqing		20	1	4	27							1	4	27	1		36
4	WANG Ruixue	1	12			17	1		1				1		18			5
5	XU Juan		20	1	2	21							1	2	21			18
6	FAN Feifei																	
TEAM																		
TEAM TOTALS				4	9	79	1		1				5	9	80	1		65

Legend:									
Bk	Blocks	Ch	Change Made	F	Fouls	G	Goals	Min	Minutes Played
No	Shirt Number	OG	Own Goals	PM	Penalties Made	T	Throws		



START LIST

首发名单

Referee: WESTERHOUT Pieter (NED)

Referee: FRAS Patricia (SLO)

DEN - DENMARK

Shirt No.	Name	Sport Class	Date of Birth	Competition Statistics		
				MP	Min	G
1	LARSEN Maria	B2	17 AUG 1983	8	160	
3	VEDSTED Lykke	B2	05 OCT 1980	8	163	12
5	RYDING Kamilla	B2	31 DEC 1985	8	148	3
2	NISSEN Mette	B2	08 MAR 1987	1	1	
6	JOERGENSEN Karina	B3	17 NOV 1982	4	20	

Coach: FORSBERG P.

Assistant Coach: POULSEN K.

Shirts: RED
Shorts: BLACK
Socks: BLACK

DEN Played

GER 4-1
USA 0-2
SWE 2-1
JPN 2-1
CAN 2-2
CHN 0-0
BRA 3-2
USA 3-4,a.e.t

SWE - SWEDEN

Shirt No.	Name	Sport Class	Date of Birth	Competition Statistics		
				MP	Min	G
1	ALVERSTEDT Asa	B2	29 JUL 1973	8	154	2
5	GUSTAVSSON Malin	B3	17 NOV 1970	8	148	19
7	JALMESTAL Josefine	B3	11 OCT 1978	8	110	11
3	NAESSTROM Sofia	B2	29 APR 1979	4	31	1
4	NILSSON Anna	B2	12 MAR 1973	5	44	
6	JULIUSSON Maria	B3	26 MAR 1984	4	11	

Coach: UNDEMAR C.


Assistant Coach: GAHNE Y.

Shirts: BLUE
Shorts: BLACK
Socks: BLUE

SWE Played

CAN 3-3
JPN 4-1
DEN 1-2
CHN 3-5
BRA 5-4
GER 10-5
USA 4-7
CHN 1-1 PSC 2-3

MP	Matches Played	Min	Minutes Played	G	Goals Scored	PSC	Penalty Shoot	a.e.t.	After Extra Time
----	----------------	-----	----------------	---	--------------	-----	---------------	--------	------------------



MATCH STATISTICS

比赛技术统计

DEN - SWE

3 - 2

Start Time: 17:00

Match No: 73


Referee: WESTERHOUT Pieter (NED)

Referee: FRAS Patricia (SLO)

DEN - DENMARK				Throws			Penalties			Free			Totals					
No.	Name	Ch	Min	G	F	T	G	F	T	G	F	T	G	F	T	PM	OG	BK
1	LARSEN Maria	1	6		1	1												8
2	NISSEN Mette																	
3	VEDSTED Lykke		23	2	2	40							2	2	40			23
5	RYDING Kamilla		23			20									20	1		21
6	JOERGENSEN Karina		17	1	4	26							1	4	26			21
TEAM																		
TEAM TOTALS				3	7	87							3	7	87	1		73

SWE - SWEDEN				Throws			Penalties			Free			Totals					
No.	Name	Ch	Min	G	F	T	G	F	T	G	F	T	G	F	T	PM	OG	BK
1	ALVERSTEDT Asa		23		1	6									1	6		43
3	NAESSTROM Sofia																	
4	NILSSON Anna		3															4
5	GUSTAVSSON Malin		23	2	8	44							2	8	44			21
6	JULIUSSON Maria																	
7	JALMESTAL Josefine	1	20		2	36			1					2	37			9
TEAM																		
TEAM TOTALS				2	11	86			1				2	11	87			77

Legend:									
Bk	Blocks	Ch	Change Made	F	Fouls	G	Goals	Min	Minutes Played
No	Shirt Number	OG	Own Goals	PM	Penalties Made	T	Throws		



START LIST

首发名单

Referee: DAENTLER Christl (GER)

Referee: ZANOLIN Aurora (ITA)

USA - UNITED STATES OF AMERICA

Shirt No.	Name	Sport Class	Date of Birth	Competition Statistics		
				MP	Min	G
1	ARMBRUSTER Jen	B1	12 FEB 1975	7	118	6
3	BANTA Lisa	B2	29 MAY 1979	6	117	
4	MILLER Asya	B3	16 OCT 1979	7	127	12
2	LORENZ Jessie	B1	22 NOV 1978	3	34	
5	THERYOUNG Robin	B3	11 NOV 1978	2	18	
6	BARNES Jackie	B3	29 NOV 1986	3	6	

Shirts: WHITE
Shorts: BLUE
Socks: WHITE

USA Played

JPN 2-0
DEN 2-0
CHN 0-4
BRA 2-2
GER 4-0
CAN 1-1
SWE 7-4

Coach: ARMBRUSTER K.

Assistant Coach: GUNDERMAN S.

DEN - DENMARK

Shirt No.	Name	Sport Class	Date of Birth	Competition Statistics		
				MP	Min	G
1	LARSEN Maria	B2	17 AUG 1983	7	136	
3	VEDSTED Lykke	B2	05 OCT 1980	7	139	10
5	RYDING Kamilla	B2	31 DEC 1985	7	124	2
2	NISSEN Mette	B2	08 MAR 1987	1	1	
6	JOERGENSEN Karina	B3	17 NOV 1982	4	20	

Shirts: RED
Shorts: BLACK
Socks: BLACK

DEN Played

GER 4-1
USA 0-2
SWE 2-1
JPN 2-1
CAN 2-2
CHN 0-0
BRA 3-2

Coach: FORSBERG P.

Assistant Coach: POULSEN K.

MP	Matches Played	Min	Minutes Played	G	Goals Scored	PSC	Penalty Shoot	a.e.t.	After Extra Time
----	----------------	-----	----------------	---	--------------	-----	---------------	--------	------------------



MATCH STATISTICS

比赛技术统计

USA - DEN

4 - 3

Start Time: 9:00

Match No: 69


Referee: DAENTLER Christl (GER)

Referee: ZANOLIN Aurora (ITA)

USA - UNITED STATES OF AMERICA				Throws			Penalties			Free			Totals					
No.	Name	Ch	Min	G	F	T	G	F	T	G	F	T	G	F	T	PM	OG	BK
1	ARMBRUSTER Jen	1	24	1		32							1		32			14
2	LORENZ Jessie																	
3	BANTA Lisa		24		2	4								2	4			55
4	MILLER Asya		24	3	6	40							3	6	40	1		8
5	THERYOUNG Robin	1	1			1									1			
6	BARNES Jackie																	
TEAM																		
TEAM TOTALS				4	8	77							4	8	77	1		77

DEN - DENMARK				Throws			Penalties			Free			Totals					
No.	Name	Ch	Min	G	F	T	G	F	T	G	F	T	G	F	T	PM	OG	BK
1	LARSEN Maria		24		2	3								2	3			40
2	NISSEN Mette																	
3	VEDSTED Lykke		24	2	1	41			1				2	1	42			10
5	RYDING Kamilla		24	1	2	41							1	2	41			15
6	JOERGENSEN Karina																	
TEAM																		
TEAM TOTALS				3	5	85			1				3	5	86			65

Legend:									
Bk	Blocks	Ch	Change Made	F	Fouls	G	Goals	Min	Minutes Played
No	Shirt Number	OG	Own Goals	PM	Penalties Made	T	Throws		



START LIST

首发名单

Referee: GAFNEY Patrick (USA)

Referee: JANSSEN Rudi (BEL)

CHN - CHINA

Shirt No.	Name	Sport Class	Date of Birth	Competition Statistics		
				MP	Min	G
3	CHEN Fengqing	B2	17 JUL 1985	7	140	6
4	WANG Ruixue	B2	04 MAY 1987	2	16	4
5	XU Juan	B2	08 MAY 1981	7	140	4
1	LIN Shan	B2	02 MAR 1986	7	124	7
2	WANG Shasha	B1	14 OCT 1986			
6	FAN Feifei	B2	01 SEP 1989			

Shirts: RED
Shorts: RED
Socks: WHITE

CHN Played

BRA 5-3
GER 3-0
USA 4-0
SWE 5-3
JPN 3-1
DEN 0-0
CAN 1-0

Coach: SHAO B.

Assistant Coach: WANG J.

SWE - SWEDEN

Shirt No.	Name	Sport Class	Date of Birth	Competition Statistics		
				MP	Min	G
1	ALVERSTEDT Asa	B2	29 JUL 1973	7	128	1
5	GUSTAVSSON Malin	B3	17 NOV 1970	7	122	18
7	JALMESTAL Josefine	B3	11 OCT 1978	7	89	10
3	NAESSTROM Sofia	B2	29 APR 1979	4	31	1
4	NILSSON Anna	B2	12 MAR 1973	4	39	
6	JULIUSSON Maria	B3	26 MAR 1984	4	11	

Shirts: BLUE
Shorts: BLACK
Socks: BLUE


SWE Played

CAN 3-3
JPN 4-1
DEN 1-2
CHN 3-5
BRA 5-4
GER 10-5
USA 4-7

Coach: UNDEMAR C.

Assistant Coach: GAHNE Y.

MP	Matches Played	Min	Minutes Played	G	Goals Scored	PSC	Penalty Shoot	a.e.t.	After Extra Time
----	----------------	-----	----------------	---	--------------	-----	---------------	--------	------------------



MATCH STATISTICS

比赛技术统计

CHN - SWE

1 - 1 (3 - 2) PSC

Start Time: 10:00

Match No: 70

Referee: GAFNEY Patrick (USA)

Referee: JANSSEN Rudi (BEL)

CHN - CHINA				Throws			Penalties			Free			Totals			PM	OG	BK
No.	Name	Ch	Min	G	F	T	G	F	T	G	F	T	G	F	T	PM	OG	BK
1	LIN Shan									1		1	1		1			
2	WANG Shasha											1			1			1
3	CHEN Fengqing		26		5	35		1	1			1		6	37			47
4	WANG Ruixue		26	1	3	43				1		1	2	3	44			20
5	XU Juan		26		1	23				1		1	1	1	24			17
6	FAN Feifei											1			1			1
TEAM																		
TEAM TOTALS				1	9	101		1	1	3		6	4	10	108			86

SWE - SWEDEN				Throws			Penalties			Free			Totals			PM	OG	BK
No.	Name	Ch	Min	G	F	T	G	F	T	G	F	T	G	F	T	PM	OG	BK
1	ALVERSTEDT Asa		26		2	8				1		1	1	2	9	1		32
3	NAESSTROM Sofia										1	1		1	1			
4	NILSSON Anna	1	5			2						1		3				8
5	GUSTAVSSON Malin		26	1	7	53					1	1	1	8	54			23
6	JULIUSSON Maria											1		1				
7	JALMESTAL Josefine	1	21		5	36				1		1	1	5	37			20
TEAM																		
TEAM TOTALS				1	14	99				2	2	6	3	16	105	1		83

Legend:									
Bk	Blocks	Ch	Change Made	F	Fouls	G	Goals	Min	Minutes Played
No	Shirt Number	OG	Own Goals	PM	Penalties Made	T	Throws		



START LIST

首发名单

Referee: GAFNEY Patrick (USA)

Referee: SIVERTSEN Sivert (SWE)

CHN - CHINA

Shirt No.	Name	Sport Class	Date of Birth	Competition Statistics		
				MP	Min	G
1	LIN Shan	B2	02 MAR 1986			
3	CHEN Fengqing	B2	17 JUL 1985			
5	XU Juan	B2	08 MAY 1981			
2	WANG Shasha	B1	14 OCT 1986			
4	WANG Ruixue	B2	04 MAY 1987			
6	FAN Feifei	B2	01 SEP 1989			

Coach: SHAO B.

Assistant Coach: WANG J.

BRA - BRAZIL

Shirt No.	Name	Sport Class	Date of Birth	Competition Statistics		
				MP	Min	G
3	CUSTODIO Ana Carolina	B2	23 APR 1987			
5	AMORIM Claudia	B2	29 JUN 1976			
7	SILVA Simone	B1	03 AUG 1976			
1	SILVA Luana	B1	10 SEP 1981			
2	SANTOS Neuzimar	B3	21 MAY 1981			
6	LINO Adriana	B2	06 OCT 1977			

Coach: GONCALVES COLLLETE.

Assistant Coach: MORALO M.

Legend:	MP	Min	G	PSC	a.e.t.
Matches Played	Minutes Played	Goals Scored	Penalty Shoot	After Extra Time	



MATCH STATISTICS

比赛技术统计

CHN - BRA
5 - 3

Match No: 3

Start Time: 11:00


Referee: GAFNEY Patrick (USA)

Referee: SIVERTSEN Sivert (SWE)

CHN - CHINA				Throws			Penalties			Free			Totals					
No.	Name	Ch	Min	G	F	T	G	F	T	G	F	T	G	F	T	PM	OG	BK
1	LIN Shan		20	3		29							3		29			12
2	WANG Shasha																	
3	CHEN Fengqing		20	1		22	1		1				2		23			23
4	WANG Ruixue																	
5	XU Juan		20			20									20			16
6	FAN Feifei																	
TEAM																		
TEAM TOTALS				4		71	1		1				5		72			51

BRA - BRAZIL				Throws			Penalties			Free			Totals					
No.	Name	Ch	Min	G	F	T	G	F	T	G	F	T	G	F	T	PM	OG	BK
1	SILVA Luana	1	1			10									10	1		12
2	SANTOS Neuzimar	1	14			5									5			
3	CUSTODIO Ana Carolina	1	13	2		22							2		22			9
5	AMORIM Claudia	1	13			10									10			3
6	LINO Adriana	1	1	1		13							1		13			6
7	SILVA Simone		20			13									13			26
TEAM																		
TEAM TOTALS				3		73							3		73	1		56

Legend:									
Bk	Blocks	Ch	Change Made	F	Fouls	G	Goals	Min	Minutes Played
No	Shirt Number	OG	Own Goals	PM	Penalties Made	T	Throws		



START LIST

首发名单

Referee: JAKIC Nejc (SLO)

Referee: BONKE Lena (DEN)

CAN - CANADA

Shirt No.	Name	Sport Class	Date of Birth	Competition Statistics		
				MP	Min	G
4	ALSOP Amy	B3	30 JUN 1978			
6	LISABETH Annette	B3	24 FEB 1984			
9	MORIN Nancy	B3	28 AUG 1975			
2	RYAN Shawna	B3	17 NOV 1974			
5	SCOTT Contessa	B2	17 SEP 1973			
7	KNEEBONE Amy	B3	17 MAR 1990			

Coach: DAWSON J.

Assistant Coach: POULIOT A.


SWE - SWEDEN

Shirt No.	Name	Sport Class	Date of Birth	Competition Statistics		
				MP	Min	G
4	NILSSON Anna	B2	12 MAR 1973			
5	GUSTAVSSON Malin	B3	17 NOV 1970			
7	JALMESTAL Josefine	B3	11 OCT 1978			
1	ALVERSTEDT Asa	B2	29 JUL 1973			
3	NAESSTROM Sofia	B2	29 APR 1979			
6	JULIUSSON Maria	B3	26 MAR 1984			

Coach: UNDEMAR C.

Assistant Coach: GAHNE Y.

Legend:									
MP	Matches Played	Min	Minutes Played	G	Goals Scored	PSC	Penalty Shoot	a.e.t.	After Extra Time



MATCH STATISTICS

比赛技术统计

CAN - SWE

3 - 3

Start Time: 13:00

Match No: 5

Referee: JAKIC Nejc (SLO)

Referee: BONKE Lena (DEN)

CAN - CANADA				Throws			Penalties			Free			Totals					
No.	Name	Ch	Min	G	F	T	G	F	T	G	F	T	G	F	T	PM	OG	BK
2	RYAN Shawna																	
4	ALSOP Amy		20	1		11							1		11			37
5	SCOTT Contessa	1	3			2									2	1		3
6	LISABETH Annette	1	17	1		26			1				1		27	1		2
7	KNEEBONE Amy																	
9	MORIN Nancy		20			28	1		1				1		29	1		11
TEAM																		
TEAM TOTALS				2		67	1		2				3		69	3		53

SWE - SWEDEN				Throws			Penalties			Free			Totals					
No.	Name	Ch	Min	G	F	T	G	F	T	G	F	T	G	F	T	PM	OG	BK
1	ALVERSTEDT Asa	1	8			13			2						15			9
3	NAESSTROM Sofia																	
4	NILSSON Anna		20			6									6			22
5	GUSTAVSSON Malin		20			30	1		1				1		31	2		10
6	JULIUSSON Maria																	
7	JALMESTAL Josefine	1	12	2		21							2		21	1		13
TEAM																		
TEAM TOTALS				2		70	1		3				3		73	3		54

Legend:									
Bk	Blocks	Ch	Change Made	F	Fouls	G	Goals	Min	Minutes Played
No	Shirt Number	OG	Own Goals	PM	Penalties Made	T	Throws		



START LIST

首发名单

Referee: KNECHT Alexander (GER)

Referee: RASANEN Kari (FIN)

USA - UNITED STATES OF AMERICA

Shirt No.	Name	Sport Class	Date of Birth	Competition Statistics		
				MP	Min	G
1	ARMBRUSTER Jen	B1	12 FEB 1975			
3	BANTA Lisa	B2	29 MAY 1979			
4	MILLER Asya	B3	16 OCT 1979			
2	LORENZ Jessie	B1	22 NOV 1978			
5	THERYOUNG Robin	B3	11 NOV 1978			
6	BARNES Jackie	B3	29 NOV 1986			

Coach: ARMBRUSTER K.

Assistant Coach: GUNDERMAN S.

JPN - JAPAN

Shirt No.	Name	Sport Class	Date of Birth	Competition Statistics		
				MP	Min	G
1	KOMIYA Masae	B2	08 MAY 1975			
2	URATA Rie	B2	01 JUL 1977			
6	ADACHI Akiko	B2	10 SEP 1983			
3	KATO Mieko	B2	01 OCT 1980			
4	TAKADA Tomoe	B1	24 JUN 1984			
7	NAOI Yuki	B2	17 MAR 1963			

Coach: IKEDA T.

Assistant Coach: EGURO N.

Legend:									
MP	Matches Played	Min	Minutes Played	G	Goals Scored	PSC	Penalty Shoot	a.e.t.	After Extra Time



MATCH STATISTICS

比赛技术统计

USA - JPN
2 - 0

Match No: 7

Start Time: 18:00

Referee: KNECHT Alexander (GER)

Referee: RASANEN Kari (FIN)

USA - UNITED STATES OF AMERICA				Throws			Penalties			Free			Totals					
No.	Name	Ch	Min	G	F	T	G	F	T	G	F	T	G	F	T	PM	OG	BK
1	ARMBRUSTER Jen		20		1	34								1	34			5
2	LORENZ Jessie																	
3	BANTA Lisa		20		1	5								1	5			53
4	MILLER Asya		20	2	4	34			1				2	4	35			10
5	THERYOUNG Robin																	
6	BARNES Jackie																	
TEAM																	1	
TEAM TOTALS				2	6	73			1				2	6	74	1		68

JPN - JAPAN				Throws			Penalties			Free			Totals					
No.	Name	Ch	Min	G	F	T	G	F	T	G	F	T	G	F	T	PM	OG	BK
1	KOMIYA Masae		20		2	38								2	38	1		22
2	URATA Rie		20															25
3	KATO Mieko																	
4	TAKADA Tomoe	1	5			8			1						9			5
6	ADACHI Akiko	1	15		2	26							2	26				12
7	NAOI Yuki																	
TEAM																		
TEAM TOTALS					4	72			1					4	73	1		64

Legend:									
Bk	Blocks	Ch	Change Made	F	Fouls	G	Goals	Min	Minutes Played
No	Shirt Number	OG	Own Goals	PM	Penalties Made	T	Throws		



START LIST

首发名单

Referee: BENKO Balint (HUN)

Referee: SIVERTSEN Sivert (SWE)

DEN - DENMARK

Shirt No.	Name	Sport Class	Date of Birth	Competition Statistics		
				MP	Min	G
1	LARSEN Maria	B2	17 AUG 1983			
3	VEDSTED Lykke	B2	05 OCT 1980			
5	RYDING Kamilla	B2	31 DEC 1985			
2	NISSEN Mette	B2	08 MAR 1987			
4	THOMSEN Ninna	B3	25 JUL 1981			
6	JOERGENSEN Karina	B3	17 NOV 1982			

Coach: FORSBERG P.

Assistant Coach: POULSEN K.


GER - GERMANY

Shirt No.	Name	Sport Class	Date of Birth	Competition Statistics		
				MP	Min	G
3	FISCHER Ina	B1	25 OCT 1975			
7	DIETZ Conny	B2	04 FEB 1962			
8	BALL Natalie	B1	13 JUL 1979			
5	MOLLER Christiane	B1	28 MAY 1981			
6	OTTO Svetlana	B3	03 OCT 1991			
9	SCHINDLER Stefanie	B2	10 JUN 1985			

Coach: PROKEIN TR.

Assistant Coach: GOBL J.

Legend:									
MP	Matches Played	Min	Minutes Played	G	Goals Scored	PSC	Penalty Shoot	a.e.t.	After Extra Time



MATCH STATISTICS

比赛技术统计

DEN - GER

4 - 1

Start Time: 21:00

Match No: 10


Referee: BENKO Balint (HUN)

Referee: SIVERTSEN Sivert (SWE)

DEN - DENMARK				Throws			Penalties			Free			Totals					
No.	Name	Ch	Min	G	F	T	G	F	T	G	F	T	G	F	T	PM	OG	BK
1	LARSEN Maria		20			2									2			38
2	NISSEN Mette		1			1									1			
3	VEDSTED Lykke	1	19	3	3	41							3	3	41	1		18
4	THOMSEN Ninna																	
5	RYDING Kamilla	1	18		2	32								2	32			10
6	JOERGENSEN Karina		2		1	3								1	3			1
TEAM																		
TEAM TOTALS				3	6	79							3	6	79	1		67

GER - GERMANY				Throws			Penalties			Free			Totals					
No.	Name	Ch	Min	G	F	T	G	F	T	G	F	T	G	F	T	PM	OG	BK
3	FISCHER Ina		20		3	35	1		1				1	3	36			6
5	MOLLER Christiane		10		2	18								2	18			8
6	OTTO Svetlana																	
7	DIETZ Conny	1	10		3	17								3	17			13
8	BALL Natalie	1	17		2	6								2	6			34
9	SCHINDLER Stefanie		3		1	2								1	2			5
TEAM																	1	
TEAM TOTALS					11	78	1		1				1	11	79		1	66

Legend:									
Bk	Blocks	Ch	Change Made	F	Fouls	G	Goals	Min	Minutes Played
No	Shirt Number	OG	Own Goals	PM	Penalties Made	T	Throws		



START LIST

首发名单

Referee: DAENTLER Christl (GER)

Referee: SORKKILA Eeva (FIN)

USA - UNITED STATES OF AMERICA

Shirt No.	Name	Sport Class	Date of Birth	Competition Statistics		
				MP	Min	G
1	ARMBRUSTER Jen	B1	12 FEB 1975	1	20	
2	LORENZ Jessie	B1	22 NOV 1978			
4	MILLER Asya	B3	16 OCT 1979	1	20	2
3	BANTA Lisa	B2	29 MAY 1979	1	20	
5	THERYOUNG Robin	B3	11 NOV 1978			
6	BARNES Jackie	B3	29 NOV 1986			

Shirts: WHITE
Shorts: BLUE
Socks: WHITE

USA Played
JPN 2-0

Coach: ARMBRUSTER K.

Assistant Coach: GUNDERMAN S.

DEN - DENMARK

Shirt No.	Name	Sport Class	Date of Birth	Competition Statistics		
				MP	Min	G
1	LARSEN Maria	B2	17 AUG 1983	1	20	
3	VEDSTED Lykke	B2	05 OCT 1980	1	19	3
5	RYDING Kamilla	B2	31 DEC 1985	1	18	
2	NISSEN Mette	B2	08 MAR 1987	1	1	
4	THOMSEN Ninna	B3	25 JUL 1981			
6	JOERGENSEN Karina	B3	17 NOV 1982	1	2	

Shirts: WHITE
Shorts: BLACK
Socks: BLACK

DEN Played
GER 4-1

Coach: FORSBERG P.

Assistant Coach: POULSEN K.

Legend:	MP	Matches Played	Min	Minutes Played	G	Goals Scored	PSC	Penalty Shoot	a.e.t.	After Extra Time
---------	----	----------------	-----	----------------	---	--------------	-----	---------------	--------	------------------



MATCH STATISTICS

比赛技术统计

USA - DEN
2 - 0

Match No: 13

Start Time: 11:00


Referee: DAENTLER Christl (GER)

Referee: SORKKILA Eeva (FIN)

USA - UNITED STATES OF AMERICA				Throws			Penalties			Free			Totals			PM	OG	BK
No.	Name	Ch	Min	G	F	T	G	F	T	G	F	T	G	F	T			
1	ARMBRUSTER Jen		20	1	2	32	1		1				2	2	33			9
2	LORENZ Jessie		20			2									2			54
3	BANTA Lisa																	
4	MILLER Asya		20		2	38								2	38			5
5	THERYOUNG Robin																	
6	BARNES Jackie																	
TEAM																		
TEAM TOTALS				1	4	72	1		1				2	4	73			68

DEN - DENMARK				Throws			Penalties			Free			Totals			PM	OG	BK
No.	Name	Ch	Min	G	F	T	G	F	T	G	F	T	G	F	T			
1	LARSEN Maria		20			3									3			25
2	NISSEN Mette																	
3	VEDSTED Lykke		20		3	31								3	31			10
4	THOMSEN Ninna																	
5	RYDING Kamilla	1	16		1	31								1	31			19
6	JOERGENSEN Karina		4			6									6	1		3
TEAM																		
TEAM TOTALS					4	71								4	71	1		57

Legend:									
Bk	Blocks	Ch	Change Made	F	Fouls	G	Goals	Min	Minutes Played
No	Shirt Number	OG	Own Goals	PM	Penalties Made	T	Throws		



START LIST

首发名单

Referee: SORKKILA Eeva (FIN)

Referee: FRAS Patricia (SLO)

CHN - CHINA

Shirt No.	Name	Sport Class	Date of Birth	Competition Statistics		
				MP	Min	G
1	LIN Shan	B2	02 MAR 1986	1	20	3
3	CHEN Fengqing	B2	17 JUL 1985	1	20	2
5	XU Juan	B2	08 MAY 1981	1	20	
2	WANG Shasha	B1	14 OCT 1986			
4	WANG Ruixue	B2	04 MAY 1987			
6	FAN Feifei	B2	01 SEP 1989			

Shirts: RED
Shorts: RED
Socks: WHITE

CHN Played
BRA 5-3

Coach: SHAO B.

Assistant Coach: WANG J.

GER - GERMANY

Shirt No.	Name	Sport Class	Date of Birth	Competition Statistics		
				MP	Min	G
3	FISCHER Ina	B1	25 OCT 1975	1	20	1
5	MOLLER Christiane	B1	28 MAY 1981	1	10	
8	BALL Natalie	B1	13 JUL 1979	1	17	
6	OTTO Svetlana	B3	03 OCT 1991			
7	DIETZ Conny	B2	04 FEB 1962	1	10	
9	SCHINDLER Stefanie	B2	10 JUN 1985	1	3	


Shirts: WHITE/BLUE
Shorts: BLACK
Socks: WHITE/BLACK

GER Played
DEN 1-4

Coach: PROKEIN TR.

Assistant Coach: GOBL J.

MP	Matches Played	Min	Minutes Played	G	Goals Scored	PSC	Penalty Shoot	a.e.t.	After Extra Time
----	----------------	-----	----------------	---	--------------	-----	---------------	--------	------------------



MATCH STATISTICS

比赛技术统计

CHN - GER
3 - 0

Match No: 15

Start Time: 13:00

Referee: SORKKILA Eeva (FIN)

Referee: FRAS Patricia (SLO)

CHN - CHINA				Throws			Penalties			Free			Totals					
No.	Name	Ch	Min	G	F	T	G	F	T	G	F	T	G	F	T	PM	OG	BK
1	LIN Shan		20		2	29								2	29			9
2	WANG Shasha																	
3	CHEN Fengqing		20		2	22	1		2				1	2	24			41
4	WANG Ruixue																	
5	XU Juan		20	2	3	29							2	3	29			20
6	FAN Feifei																	
TEAM																		
TEAM TOTALS				2	7	80	1		2				3	7	82			70

GER - GERMANY				Throws			Penalties			Free			Totals					
No.	Name	Ch	Min	G	F	T	G	F	T	G	F	T	G	F	T	PM	OG	BK
3	FISCHER Ina	1	16		1	29								1	29			14
5	MOLLER Christiane		20		2	33							2	33	1			14
6	OTTO Svetlana		4			7								7				7
7	DIETZ Conny																	
8	BALL Natalie		20		1	7							1	7	1			36
9	SCHINDLER Stefanie																	
TEAM																		
TEAM TOTALS				4	76								4	76	2			71

Legend:									
Bk	Blocks	Ch	Change Made	F	Fouls	G	Goals	Min	Minutes Played
No	Shirt Number	OG	Own Goals	PM	Penalties Made	T	Throws		



START LIST

首发名单

Referee: GAFNEY Patrick (USA)

Referee: WESTERHOUT Pieter (NED)

BRA - BRAZIL

Shirt No.	Name	Sport Class	Date of Birth	Competition Statistics		
				MP	Min	G
2	SANTOS Neuzimar	B3	21 MAY 1981	1	14	
3	CUSTODIO Ana Carolina	B2	23 APR 1987	1	24	2
7	SILVA Simone	B1	03 AUG 1976	1	20	
1	SILVA Luana	B1	10 SEP 1981			
5	AMORIM Claudia	B2	29 JUN 1976	1	6	
6	LINO Adriana	B2	06 OCT 1977	1		1

Shirts: BLUE
Shorts: BLUE
Socks: BLUE

BRA Played
CHN 3-5

Coach: GONCALVES COLLETE.

Assistant Coach: MORALO M.

CAN - CANADA

Shirt No.	Name	Sport Class	Date of Birth	Competition Statistics		
				MP	Min	G
4	ALSOP Amy	B3	30 JUN 1978	1	20	1
6	LISABETH Annette	B3	24 FEB 1984	1	17	1
9	MORIN Nancy	B3	28 AUG 1975	1	20	1
2	RYAN Shawna	B3	17 NOV 1974			
5	SCOTT Contessa	B2	17 SEP 1973	1	3	
7	KNEEBONE Amy	B3	17 MAR 1990			

Shirts: RED BLACK WHITE
Shorts: BLACK
Socks: WHITE RED OR BLACK

CAN Played
SWE 3-3

Coach: DAWSON J.

Assistant Coach: POULIOT A.

MP	Matches Played	Min	Minutes Played	G	Goals Scored	PSC	Penalty Shoot	a.e.t.	After Extra Time
----	----------------	-----	----------------	---	--------------	-----	---------------	--------	------------------



MATCH STATISTICS

比赛技术统计

BRA - CAN
6 - 5

Match No: 17

Start Time: 18:00


Referee: GAFNEY Patrick (USA)

Referee: WESTERHOUT Pieter (NED)

BRA - BRAZIL				Throws			Penalties			Free			Totals					
No.	Name	Ch	Min	G	F	T	G	F	T	G	F	T	G	F	T	PM	OG	BK
1	SILVA Luana	1	6			3									3			10
2	SANTOS Neuzimar	2	7			8									8	1		7
3	CUSTODIO Ana Carolina	1	14		3	19	3		3				3	3	22			12
5	AMORIM Claudia		9	1		12							1		12			8
6	LINO Adriana	1	4	1		5							1		5	2		5
7	SILVA Simone		20	1	1	20							1	1	20			17
TEAM																1		
TEAM TOTALS				3	4	67	3		3				6	4	70	4		59

CAN - CANADA				Throws			Penalties			Free			Totals					
No.	Name	Ch	Min	G	F	T	G	F	T	G	F	T	G	F	T	PM	OG	BK
2	RYAN Shawna																	
4	ALSOP Amy	1	10			4			1						5	1		28
5	SCOTT Contessa	1	3		1	3								1	3			1
6	LISABETH Annette	2	17		2	26								2	26	1		2
7	KNEEBONE Amy		10															17
9	MORIN Nancy		20	4	4	36	1		2				5	4	38	1		11
TEAM																		
TEAM TOTALS				4	7	69	1		3				5	7	72	3		59

Legend:									
Bk	Blocks	Ch	Change Made	F	Fouls	G	Goals	Min	Minutes Played
No	Shirt Number	OG	Own Goals	PM	Penalties Made	T	Throws		



START LIST

首发名单

Referee: FRAS Patricia (SLO)

Referee: JAKIC Nejc (SLO)

SWE - SWEDEN

Shirt No.	Name	Sport Class	Date of Birth	Competition Statistics		
				MP	Min	G
1	ALVERSTEDT Asa	B2	29 JUL 1973	1	8	
3	NAESSTROM Sofia	B2	29 APR 1979			
5	GUSTAVSSON Malin	B3	17 NOV 1970	1	20	1
4	NILSSON Anna	B2	12 MAR 1973	1	20	
6	JULIUSSON Maria	B3	26 MAR 1984			
7	JALMESTAL Josefine	B3	11 OCT 1978	1	12	2

Shirts: BLUE/WHITE
Shorts: BLACK
Socks: BLUE

SWE Played
CAN 3-3

Coach: UNDEMAR C.

Assistant Coach: GAHNE Y.

JPN - JAPAN

Shirt No.	Name	Sport Class	Date of Birth	Competition Statistics		
				MP	Min	G
1	KOMIYA Masae	B2	08 MAY 1975	1	20	
2	URATA Rie	B2	01 JUL 1977	1	20	
6	ADACHI Akiko	B2	10 SEP 1983	1	15	
3	KATO Mieko	B2	01 OCT 1980			
4	TAKADA Tomoe	B1	24 JUN 1984	1	5	
7	NAOI Yuki	B2	17 MAR 1963			


Shirts: BLACK
Shorts: BLACK
Socks: BLACK

JPN Played
USA 0-2

Coach: IKEDA T.

Assistant Coach: EGURO N.

Legend:	MP	Matches Played	Min	Minutes Played	G	Goals Scored	PSC	Penalty Shoot	a.e.t.	After Extra Time
---------	----	----------------	-----	----------------	---	--------------	-----	---------------	--------	------------------



MATCH STATISTICS

比赛技术统计

SWE - JPN

4 - 1

Start Time: 21:00

Match No: 20


Referee: FRAS Patricia (SLO)

Referee: JAKIC Nejc (SLO)

SWE - SWEDEN				Throws			Penalties			Free			Totals			PM	OG	BK
No.	Name	Ch	Min	G	F	T	G	F	T	G	F	T	G	F	T			
1	ALVERSTEDT Asa		20			5									5			30
3	NAESSTROM Sofia	1	15	1	6	25							1	6	25			17
4	NILSSON Anna																	
5	GUSTAVSSON Malin	1	10	2	4	20							2	4	20			7
6	JULIUSSON Maria		5		1	11								1	11			5
7	JALMESTAL Josefine		10	1	7	19							1	7	19			9
TEAM																		
TEAM TOTALS				4	18	80							4	18	80			68

JPN - JAPAN				Throws			Penalties			Free			Totals			PM	OG	BK
No.	Name	Ch	Min	G	F	T	G	F	T	G	F	T	G	F	T			
1	KOMIYA Masae		20	1	4	41							1	4	41			13
2	URATA Rie	1	15															16
3	KATO Mieko		5															5
4	TAKADA Tomoe		7		1	13								1	13			6
6	ADACHI Akiko	1	13		2	22								2	22			15
7	NAOI Yuki																	
TEAM																		
TEAM TOTALS				1	7	76							1	7	76			55

Legend:									
Bk	Blocks	Ch	Change Made	F	Fouls	G	Goals	Min	Minutes Played
No	Shirt Number	OG	Own Goals	PM	Penalties Made	T	Throws		



START LIST

首发名单

Referee: WESTERHOUT Pieter (NED)

Referee: SORKKILA Eeva (FIN)

CAN - CANADA

Shirt No.	Name	Sport Class	Date of Birth	Competition Statistics		
				MP	Min	G
5	SCOTT Contessa	B2	17 SEP 1973	2	6	
7	KNEEBONE Amy	B3	17 MAR 1990	1	10	
9	MORIN Nancy	B3	28 AUG 1975	2	40	6
2	RYAN Shawna	B3	17 NOV 1974			
4	ALSOP Amy	B3	30 JUN 1978	2	30	1
6	LISABETH Annette	B3	24 FEB 1984	2	34	1

Shirts: RED BLACK WHITE
Shorts: BLACK
Socks: WHITE RED OR BLACK

CAN Played

SWE 3-3
BRA 5-6

Coach: DAWSON J.

Assistant Coach: POULIOT A.

JPN - JAPAN

Shirt No.	Name	Sport Class	Date of Birth	Competition Statistics		
				MP	Min	G
1	KOMIYA Masae	B2	08 MAY 1975	2	40	1
2	URATA Rie	B2	01 JUL 1977	2	35	
6	ADACHI Akiko	B2	10 SEP 1983	2	28	
3	KATO Mieko	B2	01 OCT 1980	1	5	
4	TAKADA Tomoe	B1	24 JUN 1984	2	12	

Shirts: RED
Shorts: BLACK
Socks: BLACK

JPN Played

USA 0-2
SWE 1-4

Coach: IKEDA T.

Assistant Coach: EGURO N.

Legend:	MP	Matches Played	Min	Minutes Played	G	Goals Scored	PSC	Penalty Shoot	a.e.t.	After Extra Time
---------	----	----------------	-----	----------------	---	--------------	-----	---------------	--------	------------------



MATCH STATISTICS

比赛技术统计

CAN - JPN

3 - 0

Start Time: 11:00

Match No: 23

Referee: WESTERHOUT Pieter (NED)

Referee: SORKKILA Eeva (FIN)

CAN - CANADA				Throws			Penalties			Free			Totals					
No.	Name	Ch	Min	G	F	T	G	F	T	G	F	T	G	F	T	PM	OG	BK
2	RYAN Shawna		2			1									1			
4	ALSOP Amy																	
5	SCOTT Contessa		20	2	2	30							2	2	30	1		10
6	LISABETH Annette																	
7	KNEEBONE Amy		20		1	4								1	4			42
9	MORIN Nancy	1	18	1	2	36							1	2	36			16
TEAM																		
TEAM TOTALS				3	5	71							3	5	71	1		68

JPN - JAPAN				Throws			Penalties			Free			Totals					
No.	Name	Ch	Min	G	F	T	G	F	T	G	F	T	G	F	T	PM	OG	BK
1	KOMIYA Masae		20		6	37								6	37			18
2	URATA Rie	1	13			1									1			21
3	KATO Mieko		7															9
4	TAKADA Tomoe		10		1	22								1	22			5
6	ADACHI Akiko	1	10		1	16			1					1	17			10
TEAM																		
TEAM TOTALS					8	76			1				8	77				63

Legend:									
Bk	Blocks	Ch	Change Made	F	Fouls	G	Goals	Min	Minutes Played
No	Shirt Number	OG	Own Goals	PM	Penalties Made	T	Throws		



START LIST

首发名单

Referee: LOUND Keith (GBR)

Referee: BENKO Balint (HUN)

BRA - BRAZIL

Shirt No.	Name	Sport Class	Date of Birth	Competition Statistics		
				MP	Min	G
2	SANTOS Neuzimar	B3	21 MAY 1981	2	21	
5	AMORIM Claudia	B2	29 JUN 1976	2	15	1
7	SILVA Simone	B1	03 AUG 1976	2	40	1
1	SILVA Luana	B1	10 SEP 1981	1	6	
3	CUSTODIO Ana Carolina	B2	23 APR 1987	2	38	5
6	LINO Adriana	B2	06 OCT 1977	2	4	2

Shirts: BLUE
Shorts: BLUE
Socks: BLUE

BRA Played

CHN 3-5
CAN 6-5

Coach: GONCALVES COLLETE.

Assistant Coach: MORALO M.

GER - GERMANY

Shirt No.	Name	Sport Class	Date of Birth	Competition Statistics		
				MP	Min	G
3	FISCHER Ina	B1	25 OCT 1975	2	36	1
7	DIETZ Conny	B2	04 FEB 1962	1	10	
8	BALL Natalie	B1	13 JUL 1979	2	37	
5	MOLLER Christiane	B1	28 MAY 1981	2	30	
6	OTTO Svetlana	B3	03 OCT 1991	1	4	
9	SCHINDLER Stefanie	B2	10 JUN 1985	1	3	

Shirts: WHITE/BLUE
Shorts: BLACK
Socks: WHITE/BLACK


GER Played

DEN 1-4
CHN 0-3

Coach: PROKEIN TR.

Assistant Coach: GOBL J.

MP	Matches Played	Min	Minutes Played	G	Goals Scored	PSC	Penalty Shoot	a.e.t.	After Extra Time
----	----------------	-----	----------------	---	--------------	-----	---------------	--------	------------------



MATCH STATISTICS

比赛技术统计

BRA - GER
3 - 1

Match No: 25

Start Time: 13:00


Referee: LOUND Keith (GBR)

Referee: BENKO Balint (HUN)

BRA - BRAZIL				Throws			Penalties			Free			Totals			PM	OG	BK
No.	Name	Ch	Min	G	F	T	G	F	T	G	F	T	G	F	T			
1	SILVA Luana		6		1	4								1	4			6
2	SANTOS Neuzimar	1	14	2	2	20							2	2	20			14
3	CUSTODIO Ana Carolina																	
5	AMORIM Claudia		20	1	2	22							1	2	22			21
6	LINO Adriana																	
7	SILVA Simone		20		1	23								1	23			23
TEAM																		
TEAM TOTALS				3	6	69							3	6	69			64

GER - GERMANY				Throws			Penalties			Free			Totals			PM	OG	BK
No.	Name	Ch	Min	G	F	T	G	F	T	G	F	T	G	F	T			
3	FISCHER Ina		20		1	30								1	30			8
5	MOLLER Christiane		10		3	15								3	15			7
6	OTTO Swetlana																	
7	DIETZ Conny	1	10		1	14								1	14			6
8	BALL Natalie	1	3			2									2			6
9	SCHINDLER Stefanie		17	1	2	16							1	2	16			30
TEAM																		
TEAM TOTALS				1	7	77							1	7	77			57

Legend:									
Bk	Blocks	Ch	Change Made	F	Fouls	G	Goals	Min	Minutes Played
No	Shirt Number	OG	Own Goals	PM	Penalties Made	T	Throws		



START LIST

首发名单

Referee: RASANEN Kari (FIN)

Referee: LOUND Keith (GBR)

SWE - SWEDEN

Shirt No.	Name	Sport Class	Date of Birth	Competition Statistics		
				MP	Min	G
1	ALVERSTEDT Asa	B2	29 JUL 1973	2	28	
4	NILSSON Anna	B2	12 MAR 1973	1	20	
7	JALMESTAL Josefine	B3	11 OCT 1978	2	22	3
3	NAESSTROM Sofia	B2	29 APR 1979	1	15	1
5	GUSTAVSSON Malin	B3	17 NOV 1970	2	30	3
6	JULIUSSON Maria	B3	26 MAR 1984	1	5	

Shirts: BLUE/WHITE
Shorts: BLACK
Socks: BLUE

SWE Played

CAN 3-3
JPN 4-1

Coach: UNDEMAR C.

Assistant Coach: GAHNE Y.

DEN - DENMARK

Shirt No.	Name	Sport Class	Date of Birth	Competition Statistics		
				MP	Min	G
1	LARSEN Maria	B2	17 AUG 1983	2	40	
3	VEDSTED Lykke	B2	05 OCT 1980	2	39	3
5	RYDING Kamilla	B2	31 DEC 1985	2	34	
2	NISSEN Mette	B2	08 MAR 1987	1	1	
4	THOMSEN Ninna	B3	25 JUL 1981			
6	JOERGENSEN Karina	B3	17 NOV 1982	2	6	

Shirts: WHITE
Shorts: BLACK
Socks: BLACK

DEN Played

GER 4-1
USA 0-2

Coach: FORSBERG P.

Assistant Coach: POULSEN K.

MP	Matches Played	Min	Minutes Played	G	Goals Scored	PSC	Penalty Shoot	a.e.t.	After Extra Time
----	----------------	-----	----------------	---	--------------	-----	---------------	--------	------------------



MATCH STATISTICS

比赛技术统计

SWE - DEN

1 - 2

Start Time: 18:00

Match No: 27


Referee: RASANEN Kari (FIN)

Referee: LOUND Keith (GBR)

SWE - SWEDEN				Throws			Penalties			Free			Totals					
No.	Name	Ch	Min	G	F	T	G	F	T	G	F	T	G	F	T	PM	OG	BK
1	ALVERSTEDT Asa		20		4	16									4	16		31
3	NAESSTROM Sofia	1	5		1	12									1	12		7
4	NILSSON Anna	1	8															13
5	GUSTAVSSON Malin		12	1	2	20							1	2	20			10
6	JULIUSSON Maria		2			2									2			1
7	JALMESTAL Josefine	2	13		5	24									5	24		9
TEAM																		
TEAM TOTALS				1	12	74							1	12	74			71

DEN - DENMARK				Throws			Penalties			Free			Totals					
No.	Name	Ch	Min	G	F	T	G	F	T	G	F	T	G	F	T	PM	OG	BK
1	LARSEN Maria		20			2									2			40
2	NISSEN Mette																	
3	VEDSTED Lykke		20		3	43								3	43			14
4	THOMSEN Ninna																	
5	RYDING Kamilla		20	2	1	33							2	1	33			7
6	JOERGENSEN Karina																	
TEAM																		
TEAM TOTALS				2	4	78							2	4	78			61

Legend:									
Bk	Blocks	Ch	Change Made	F	Fouls	G	Goals	Min	Minutes Played
No	Shirt Number	OG	Own Goals	PM	Penalties Made	T	Throws		



START LIST

首发名单

Referee: JANSSEN Rudi (BEL)

Referee: WESTERHOUT Pieter (NED)

CHN - CHINA

Shirt No.	Name	Sport Class	Date of Birth	Competition Statistics		
				MP	Min	G
1	LIN Shan	B2	02 MAR 1986	2	40	3
3	CHEN Fengqing	B2	17 JUL 1985	2	40	3
5	XU Juan	B2	08 MAY 1981	2	40	2
2	WANG Shasha	B1	14 OCT 1986			
4	WANG Ruixue	B2	04 MAY 1987			
6	FAN Feifei	B2	01 SEP 1989			

Shirts: BLACK
Shorts: BLACK
Socks: WHITE

CHN Played

BRA 5-3
GER 3-0

Coach: SHAO B.

Assistant Coach: WANG J.

USA - UNITED STATES OF AMERICA

Shirt No.	Name	Sport Class	Date of Birth	Competition Statistics		
				MP	Min	G
1	ARMBRUSTER Jen	B1	12 FEB 1975	2	40	2
3	BANTA Lisa	B2	29 MAY 1979	1	20	
5	THERYOUNG Robin	B3	11 NOV 1978			
2	LORENZ Jessie	B1	22 NOV 1978	1	20	
4	MILLER Asya	B3	16 OCT 1979	2	40	2
6	BARNES Jackie	B3	29 NOV 1986			

Shirts: RED
Shorts: RED
Socks: WHITE


USA Played

JPN 2-0
DEN 2-0

Coach: ARMBRUSTER K.

Assistant Coach: GUNDERMAN S.

MP	Matches Played	Min	Minutes Played	G	Goals Scored	PSC	Penalty Shoot	a.e.t.	After Extra Time
----	----------------	-----	----------------	---	--------------	-----	---------------	--------	------------------



MATCH STATISTICS

比赛技术统计

CHN - USA

4 - 0

Start Time: 21:00

Match No: 30


Referee: JANSSEN Rudi (BEL)

Referee: WESTERHOUT Pieter (NED)

CHN - CHINA				Throws			Penalties			Free			Totals					
No.	Name	Ch	Min	G	F	T	G	F	T	G	F	T	G	F	T	PM	OG	BK
1	LIN Shan		20		2	27	1		1				1	2	28			17
2	WANG Shasha																	
3	CHEN Fengqing		20	2	2	27							2	2	27			39
4	WANG Ruixue																	
5	XU Juan		20	1	1	26							1	1	26			22
6	FAN Feifei																	
TEAM																	1	
TEAM TOTALS				3	5	80	1		1				4	5	81	1		78

USA - UNITED STATES OF AMERICA				Throws			Penalties			Free			Totals					
No.	Name	Ch	Min	G	F	T	G	F	T	G	F	T	G	F	T	PM	OG	BK
1	ARMBRUSTER Jen	2	13			22									22			7
2	LORENZ Jessie																	
3	BANTA Lisa		20		1	11			1					1	12			41
4	MILLER Asya		14			26									26	1		8
5	THERYOUNG Robin	2	10		2	19								2	19			13
6	BARNES Jackie		3		1	3								1	3			3
TEAM																		
TEAM TOTALS					4	81			1					4	82	1		72

Legend:									
Bk	Blocks	Ch	Change Made	F	Fouls	G	Goals	Min	Minutes Played
No	Shirt Number	OG	Own Goals	PM	Penalties Made	T	Throws		



START LIST

首发名单

Referee: GAFNEY Patrick (USA)

Referee: RASANEN Kari (FIN)

GER - GERMANY

Shirt No.	Name	Sport Class	Date of Birth	Competition Statistics		
				MP	Min	G
3	FISCHER Ina	B1	25 OCT 1975	3	56	1
5	MOLLER Christiane	B1	28 MAY 1981	3	40	
9	SCHINDLER Stefanie	B2	10 JUN 1985	2	20	1
6	OTTO Svetlana	B3	03 OCT 1991	1	4	
7	DIETZ Conny	B2	04 FEB 1962	2	20	
8	BALL Natalie	B1	13 JUL 1979	3	40	

Shirts: WHITE/BLUE
Shorts: BLACK
Socks: WHITE/BLACK

GER Played

DEN 1-4
CHN 0-3
BRA 1-3

Coach: PROKEIN TR.

Assistant Coach: GOBL J.

CAN - CANADA

Shirt No.	Name	Sport Class	Date of Birth	Competition Statistics		
				MP	Min	G
4	ALSOP Amy	B3	30 JUN 1978	2	30	1
6	LISABETH Annette	B3	24 FEB 1984	2	34	1
9	MORIN Nancy	B3	28 AUG 1975	3	58	7
2	RYAN Shawna	B3	17 NOV 1974	1	2	
5	SCOTT Contessa	B2	17 SEP 1973	3	26	2
7	KNEEBONE Amy	B3	17 MAR 1990	2	30	

Shirts: RED BLACK WHITE
Shorts: BLACK
Socks: WHITE RED OR BLACK

CAN Played

SWE 3-3
BRA 5-6
JPN 3-0

Coach: DAWSON J.

Assistant Coach: POULIOT A.

MP	Matches Played	Min	Minutes Played	G	Goals Scored	PSC	Penalty Shoot	a.e.t.	After Extra Time
----	----------------	-----	----------------	---	--------------	-----	---------------	--------	------------------



MATCH STATISTICS

比赛技术统计

GER - CAN
0 - 1

Match No: 33

Start Time: 11:00

Referee: GAFNEY Patrick (USA)

Referee: RASANEN Kari (FIN)

GER - GERMANY				Throws			Penalties			Free			Totals					
No.	Name	Ch	Min	G	F	T	G	F	T	G	F	T	G	F	T	PM	OG	BK
3	FISCHER Ina		20		2	29								2	29			5
5	MOLLER Christiane		20		4	27								4	27			18
6	OTTO Swetlana																	
7	DIETZ Conny																	
8	BALL Natalie																	
9	SCHINDLER Stefanie		20		3	17								3	17			47
TEAM																		
TEAM TOTALS					9	73								9	73			70

CAN - CANADA				Throws			Penalties			Free			Totals					
No.	Name	Ch	Min	G	F	T	G	F	T	G	F	T	G	F	T	PM	OG	BK
2	RYAN Shawna																	
4	ALSOP Amy		20		2	5								2	5			56
5	SCOTT Contessa																	
6	LISABETH Annette		20		1	33								1	33			6
7	KNEEBONE Amy																	
9	MORIN Nancy		20	1	3	30							1	3	30			6
TEAM																		
TEAM TOTALS				1	6	68							1	6	68			68

Legend:									
Bk	Blocks	Ch	Change Made	F	Fouls	G	Goals	Min	Minutes Played
No	Shirt Number	OG	Own Goals	PM	Penalties Made	T	Throws		



START LIST

首发名单

Referee: DAGENAIS Claude (CAN)

Referee: LOUND Keith (GBR)

JPN - JAPAN

Shirt No.	Name	Sport Class	Date of Birth	Competition Statistics		
				MP	Min	G
1	KOMIYA Masae	B2	08 MAY 1975	3	60	1
2	URATA Rie	B2	01 JUL 1977	3	48	
6	ADACHI Akiko	B2	10 SEP 1983	3	38	
3	KATO Mieko	B2	01 OCT 1980	2	12	
4	TAKADA Tomoe	B1	24 JUN 1984	3	22	

Shirts: BLACK
Shorts: BLACK
Socks: BLACK

JPN Played

USA 0-2
SWE 1-4
CAN 0-3

Coach: IKEDA T.

Assistant Coach: EGURO N.

DEN - DENMARK

Shirt No.	Name	Sport Class	Date of Birth	Competition Statistics		
				MP	Min	G
1	LARSEN Maria	B2	17 AUG 1983	3	60	
3	VEDSTED Lykke	B2	05 OCT 1980	3	59	3
5	RYDING Kamilla	B2	31 DEC 1985	3	54	2
2	NISSEN Mette	B2	08 MAR 1987	1	1	
4	THOMSEN Ninna	B3	25 JUL 1981			
6	JOERGENSEN Karina	B3	17 NOV 1982	2	6	

Shirts: WHITE
Shorts: BLACK
Socks: BLACK


DEN Played

GER 4-1
USA 0-2
SWE 2-1

Coach: FORSBERG P.

Assistant Coach: POULSEN K.

Legend:	MP	Matches Played	Min	Minutes Played	G	Goals Scored	PSC	Penalty Shoot	a.e.t.	After Extra Time
---------	----	----------------	-----	----------------	---	--------------	-----	---------------	--------	------------------



MATCH STATISTICS

比赛技术统计

JPN - DEN

1 - 2

Start Time: 13:00

Match No: 35


Referee: DAGENAIS Claude (CAN)

Referee: LOUND Keith (GBR)

JPN - JAPAN				Throws			Penalties			Free			Totals					
No.	Name	Ch	Min	G	F	T	G	F	T	G	F	T	G	F	T	PM	OG	BK
1	KOMIYA Masae		20	1	3	32							1	3	32	2		18
2	URATA Rie		20		2	7								2	7			29
3	KATO Mieko																	
4	TAKADA Tomoe		10		4	17								4	17			6
6	ADACHI Akiko	1	10		2	18								2	18			12
TEAM																		
TEAM TOTALS				1	11	74							1	11	74	2		65

DEN - DENMARK				Throws			Penalties			Free			Totals					
No.	Name	Ch	Min	G	F	T	G	F	T	G	F	T	G	F	T	PM	OG	BK
1	LARSEN Maria		20			1									1			23
2	NISSEN Mette																	
3	VEDSTED Lykke		20		4	37	2		2				2	4	39			25
4	THOMSEN Ninna																	
5	RYDING Kamilla	1	10		1	17								1	17			9
6	JOERGENSEN Karina		10		3	16								3	16			4
TEAM																		
TEAM TOTALS					8	71	2		2				2	8	73			61

Legend:									
Bk	Blocks	Ch	Change Made	F	Fouls	G	Goals	Min	Minutes Played
No	Shirt Number	OG	Own Goals	PM	Penalties Made	T	Throws		



START LIST

首发名单

Referee: BENKO Balint (HUN)

Referee: BONKE Lena (DEN)

SWE - SWEDEN

Shirt No.	Name	Sport Class	Date of Birth	Competition Statistics		
				MP	Min	G
1	ALVERSTEDT Asa	B2	29 JUL 1973	3	48	
5	GUSTAVSSON Malin	B3	17 NOV 1970	3	42	4
7	JALMESTAL Josefine	B3	11 OCT 1978	3	35	3
3	NAESSTROM Sofia	B2	29 APR 1979	2	20	1
4	NILSSON Anna	B2	12 MAR 1973	2	28	
6	JULIUSSON Maria	B3	26 MAR 1984	2	7	

Shirts: BLUE/WHITE
Shorts: BLACK
Socks: BLUE

SWE Played

CAN 3-3
JPN 4-1
DEN 1-2

Coach: UNDEMAR C.

Assistant Coach: GAHNE Y.

CHN - CHINA

Shirt No.	Name	Sport Class	Date of Birth	Competition Statistics		
				MP	Min	G
1	LIN Shan	B2	02 MAR 1986	3	60	4
3	CHEN Fengqing	B2	17 JUL 1985	3	60	5
5	XU Juan	B2	08 MAY 1981	3	60	3
2	WANG Shasha	B1	14 OCT 1986			
4	WANG Ruixue	B2	04 MAY 1987			
6	FAN Feifei	B2	01 SEP 1989			

Shirts: BLACK
Shorts: BLACK
Socks: WHITE

CHN Played

BRA 5-3
GER 3-0
USA 4-0

Coach: SHAO B.

Assistant Coach: WANG J.

MP	Matches Played	Min	Minutes Played	G	Goals Scored	PSC	Penalty Shoot	a.e.t.	After Extra Time
----	----------------	-----	----------------	---	--------------	-----	---------------	--------	------------------



MATCH STATISTICS

比赛技术统计

SWE - CHN
3 - 5

Match No: 37

Start Time: 18:00


Referee: BENKO Balint (HUN)

Referee: BONKE Lena (DEN)

SWE - SWEDEN				Throws			Penalties			Free			Totals					
No.	Name	Ch	Min	G	F	T	G	F	T	G	F	T	G	F	T	PM	OG	BK
1	ALVERSTEDT Asa		20															24
3	NAESSTROM Sofia	1	5			9									9			6
4	NILSSON Anna																	
5	GUSTAVSSON Malin		20	3	2	43							3	2	43			25
6	JULIUSSON Maria																	
7	JALMESTAL Josefine	1	15		8	27								8	27	1		12
TEAM																		
TEAM TOTALS				3	10	79							3	10	79	1		67

CHN - CHINA				Throws			Penalties			Free			Totals					
No.	Name	Ch	Min	G	F	T	G	F	T	G	F	T	G	F	T	PM	OG	BK
1	LIN Shan	1	11	1		14		1	1				1	1	15			3
2	WANG Shasha																	
3	CHEN Fengqing		20		4	30								4	30			41
4	WANG Ruixue		9	4	1	14							4	1	14			6
5	XU Juan		20		2	22								2	22			16
6	FAN Feifei																	
TEAM																		
TEAM TOTALS				5	7	80		1	1				5	8	81			66

Legend:									
Bk	Blocks	Ch	Change Made	F	Fouls	G	Goals	Min	Minutes Played
No	Shirt Number	OG	Own Goals	PM	Penalties Made	T	Throws		



START LIST

首发名单

Referee: RASANEN Kari (FIN)

Referee: JANSSEN Rudi (BEL)

BRA - BRAZIL

Shirt No.	Name	Sport Class	Date of Birth	Competition Statistics		
				MP	Min	G
2	SANTOS Neuzimar	B3	21 MAY 1981	3	35	2
5	AMORIM Claudia	B2	29 JUN 1976	3	35	2
7	SILVA Simone	B1	03 AUG 1976	3	60	1
1	SILVA Luana	B1	10 SEP 1981	2	12	
3	CUSTODIO Ana Carolina	B2	23 APR 1987	2	38	5
6	LINO Adriana	B2	06 OCT 1977	2	4	2

Shirts: YELLOW/BLUE
Shorts: BLACK
Socks: BLACK

BRA Played

CHN 3-5
CAN 6-5
GER 3-1

Coach: GONCALVES COLLETE.

Assistant Coach: MORALO M.

USA - UNITED STATES OF AMERICA

Shirt No.	Name	Sport Class	Date of Birth	Competition Statistics		
				MP	Min	G
2	LORENZ Jessie	B1	22 NOV 1978	1	20	
3	BANTA Lisa	B2	29 MAY 1979	2	40	
4	MILLER Asya	B3	16 OCT 1979	3	54	2
1	ARMBRUSTER Jen	B1	12 FEB 1975	3	53	2
5	THERYOUNG Robin	B3	11 NOV 1978	1	10	
6	BARNES Jackie	B3	29 NOV 1986	1	3	

Shirts: WHITE
Shorts: WHITE
Socks: WHITE


USA Played

JPN 2-0
DEN 2-0
CHN 0-4

Coach: ARMBRUSTER K.

Assistant Coach: GUNDERMAN S.

MP	Matches Played	Min	Minutes Played	G	Goals Scored	PSC	Penalty Shoot	a.e.t.	After Extra Time
----	----------------	-----	----------------	---	--------------	-----	---------------	--------	------------------



MATCH STATISTICS

比赛技术统计

BRA - USA
2 - 2

Match No: 40

Start Time: 21:00

Referee: RASANEN Kari (FIN)

Referee: JANSSEN Rudi (BEL)

BRA - BRAZIL				Throws			Penalties			Free			Totals					
No.	Name	Ch	Min	G	F	T	G	F	T	G	F	T	G	F	T	PM	OG	BK
1	SILVA Luana																	
2	SANTOS Neuzimar	1	5		1	5								1	5			6
3	CUSTODIO Ana Carolina		15	1	1	20							1	1	20			22
5	AMORIM Claudia		20		1	25								1	25			23
6	LINO Adriana																	
7	SILVA Simone		20	1	4	22							1	4	22			21
TEAM																		
TEAM TOTALS				2	7	72							2	7	72			72

USA - UNITED STATES OF AMERICA				Throws			Penalties			Free			Totals					
No.	Name	Ch	Min	G	F	T	G	F	T	G	F	T	G	F	T	PM	OG	BK
1	ARMBRUSTER Jen		10			15									15			
2	LORENZ Jessie	1	13			3									3			34
3	BANTA Lisa	1	17			19									19			17
4	MILLER Asya		20	2	2	38							2	2	38			12
5	THERYOUNG Robin																	
6	BARNES Jackie																	
TEAM																		
TEAM TOTALS				2	2	75							2	2	75			63

Legend:									
Bk	Blocks	Ch	Change Made	F	Fouls	G	Goals	Min	Minutes Played
No	Shirt Number	OG	Own Goals	PM	Penalties Made	T	Throws		



START LIST

首发名单

Referee: FRAS Patricia (SLO)

Referee: SORKKILA Eeva (FIN)

JPN - JAPAN

Shirt No.	Name	Sport Class	Date of Birth	Competition Statistics		
				MP	Min	G
1	KOMIYA Masae	B2	08 MAY 1975	4	80	2
4	TAKADA Tomoe	B1	24 JUN 1984	4	32	
6	ADACHI Akiko	B2	10 SEP 1983	4	48	
2	URATA Rie	B2	01 JUL 1977	4	68	
3	KATO Mieko	B2	01 OCT 1980	2	12	
7	NAOI Yuki	B2	17 MAR 1963			

Shirts: RED
Shorts: BLACK
Socks: BLACK

JPN Played

USA 0-2
SWE 1-4
CAN 0-3
DEN 1-2

Coach: IKEDA T.

Assistant Coach: EGURO N.

CHN - CHINA

Shirt No.	Name	Sport Class	Date of Birth	Competition Statistics		
				MP	Min	G
1	LIN Shan	B2	02 MAR 1986	4	71	5
3	CHEN Fengqing	B2	17 JUL 1985	4	80	5
5	XU Juan	B2	08 MAY 1981	4	80	3
2	WANG Shasha	B1	14 OCT 1986			
4	WANG Ruixue	B2	04 MAY 1987	1	9	4
6	FAN Feifei	B2	01 SEP 1989			

Shirts: BLACK
Shorts: BLACK
Socks: WHITE

CHN Played

BRA 5-3
GER 3-0
USA 4-0
SWE 5-3

Coach: SHAO B.

Assistant Coach: WANG J.

MP	Matches Played	Min	Minutes Played	G	Goals Scored	PSC	Penalty Shoot	a.e.t.	After Extra Time
----	----------------	-----	----------------	---	--------------	-----	---------------	--------	------------------



MATCH STATISTICS

比赛技术统计

JPN - CHN

1 - 3

Start Time: 11:00

Match No: 43

Referee: FRAS Patricia (SLO)

Referee: SORKKILA Eeva (FIN)

JPN - JAPAN				Throws			Penalties			Free			Totals					
No.	Name	Ch	Min	G	F	T	G	F	T	G	F	T	G	F	T	PM	OG	BK
1	KOMIYA Masae		20			18									18	1		27
2	URATA Rie		2															2
3	KATO Mieko																	
4	TAKADA Tomoe		20		3	33								3	33			23
6	ADACHI Akiko	1	18	1	2	28							1	2	28			18
7	NAOI Yuki																	
TEAM																		
TEAM TOTALS				1	5	79							1	5	79	1		70

CHN - CHINA				Throws			Penalties			Free			Totals					
No.	Name	Ch	Min	G	F	T	G	F	T	G	F	T	G	F	T	PM	OG	BK
1	LIN Shan	2	13	1	1	15							1	1	15			3
2	WANG Shasha																	
3	CHEN Fengqing		20		4	34	1		1				1	4	35			33
4	WANG Ruixue	1	7			7									7			4
5	XU Juan		20	1	4	25							1	4	25			34
6	FAN Feifei																	
TEAM																		
TEAM TOTALS				2	9	81	1		1				3	9	82			74

Legend:									
Bk	Blocks	Ch	Change Made	F	Fouls	G	Goals	Min	Minutes Played
No	Shirt Number	OG	Own Goals	PM	Penalties Made	T	Throws		



START LIST

首发名单

Referee: DAGENAIS Claude (CAN)

Referee: GAFNEY Patrick (USA)

BRA - BRAZIL

Shirt No.	Name	Sport Class	Date of Birth	Competition Statistics		
				MP	Min	G
2	SANTOS Neuzimar	B3	21 MAY 1981	4	40	2
3	CUSTODIO Ana Carolina	B2	23 APR 1987	3	53	6
7	SILVA Simone	B1	03 AUG 1976	4	80	2
1	SILVA Luana	B1	10 SEP 1981	2	12	
5	AMORIM Claudia	B2	29 JUN 1976	4	55	2
6	LINO Adriana	B2	06 OCT 1977	2	4	2

Shirts: BLACK AND BLUE
Shorts: BLUE
Socks: BLUE

BRA Played

CHN 3-5
CAN 6-5
GER 3-1
USA 2-2

Coach: GONCALVES COLLETE.

Assistant Coach: MORALO M.

SWE - SWEDEN

Shirt No.	Name	Sport Class	Date of Birth	Competition Statistics		
				MP	Min	G
1	ALVERSTEDT Asa	B2	29 JUL 1973	4	68	
5	GUSTAVSSON Malin	B3	17 NOV 1970	4	62	7
7	JALMESTAL Josefine	B3	11 OCT 1978	4	50	3
3	NAESSTROM Sofia	B2	29 APR 1979	3	25	1
4	NILSSON Anna	B2	12 MAR 1973	2	28	
6	JULIUSSON Maria	B3	26 MAR 1984	2	7	

Shirts: BLUE/WHITE
Shorts: BLACK
Socks: BLUE


SWE Played

CAN 3-3
JPN 4-1
DEN 1-2
CHN 3-5

Coach: UNDEMAR C.

Assistant Coach: GAHNE Y.

MP	Matches Played	Min	Minutes Played	G	Goals Scored	PSC	Penalty Shoot	a.e.t.	After Extra Time
----	----------------	-----	----------------	---	--------------	-----	---------------	--------	------------------



MATCH STATISTICS

比赛技术统计

BRA - SWE

4 - 5

Start Time: 13:00

Match No: 45

Referee: DAGENAIS Claude (CAN)

Referee: GAFNEY Patrick (USA)

BRA - BRAZIL				Throws			Penalties			Free			Totals					
No.	Name	Ch	Min	G	F	T	G	F	T	G	F	T	G	F	T	PM	OG	BK
1	SILVA Luana																	
2	SANTOS Neuzimar		20		2	4								2	4			33
3	CUSTODIO Ana Carolina	1	14	1	3	22	1		3				2	3	25	2		8
5	AMORIM Claudia	1	9			16									16			6
6	LINO Adriana		1															
7	SILVA Simone	2	16	1	4	28	1		1				2	4	29			11
TEAM																1		
TEAM TOTALS				2	9	70	2		4				4	9	74	3		58

SWE - SWEDEN				Throws			Penalties			Free			Totals					
No.	Name	Ch	Min	G	F	T	G	F	T	G	F	T	G	F	T	PM	OG	BK
1	ALVERSTEDT Asa		20			7	1		1				1		8			33
3	NAESSTROM Sofia																	
4	NILSSON Anna	1	6													1		8
5	GUSTAVSSON Malin		20	3	5	34							3	5	34	1		7
6	JULIUSSON Maria																	
7	JALMESTAL Josefine	2	14		4	26	1		1				1	4	27	2		9
TEAM																		
TEAM TOTALS				3	9	67	2		2				5	9	69	4		57

Legend:									
Bk	Blocks	Ch	Change Made	F	Fouls	G	Goals	Min	Minutes Played
No	Shirt Number	OG	Own Goals	PM	Penalties Made	T	Throws		



START LIST

首发名单

Referee: JAKIC Nejc (SLO)

Referee: DAGENAIS Claude (CAN)

GER - GERMANY

Shirt No.	Name	Sport Class	Date of Birth	Competition Statistics		
				MP	Min	G
3	FISCHER Ina	B1	25 OCT 1975	4	76	1
7	DIETZ Conny	B2	04 FEB 1962	2	20	
8	BALL Natalie	B1	13 JUL 1979	3	40	
5	MOLLER Christiane	B1	28 MAY 1981	4	60	
6	OTTO Svetlana	B3	03 OCT 1991	1	4	
9	SCHINDLER Stefanie	B2	10 JUN 1985	3	40	1

Shirts: RED/WHITE
Shorts: BLACK
Socks: WHITE/BLACK

GER Played

DEN 1-4
CHN 0-3
BRA 1-3
CAN 0-1

Coach: PROKEIN TR.

Assistant Coach: GOBL J.

USA - UNITED STATES OF AMERICA

Shirt No.	Name	Sport Class	Date of Birth	Competition Statistics		
				MP	Min	G
1	ARMBRUSTER Jen	B1	12 FEB 1975	4	63	2
3	BANTA Lisa	B2	29 MAY 1979	3	57	
4	MILLER Asya	B3	16 OCT 1979	4	74	4
2	LORENZ Jessie	B1	22 NOV 1978	2	33	
5	THERYOUNG Robin	B3	11 NOV 1978	1	10	
6	BARNES Jackie	B3	29 NOV 1986	1	3	

Shirts: BLUE
Shorts: RED/WHITE
Socks: WHITE

USA Played

JPN 2-0
DEN 2-0
CHN 0-4
BRA 2-2

Coach: ARMBRUSTER K.

Assistant Coach: GUNDERMAN S.

MP	Matches Played	Min	Minutes Played	G	Goals Scored	PSC	Penalty Shoot	a.e.t.	After Extra Time
----	----------------	-----	----------------	---	--------------	-----	---------------	--------	------------------



MATCH STATISTICS

比赛技术统计

GER - USA

0 - 4

Start Time: 18:00

Match No: 47


Referee: JAKIC Nejc (SLO)

Referee: DAGENAIS Claude (CAN)

GER - GERMANY				Throws			Penalties			Free			Totals					
No.	Name	Ch	Min	G	F	T	G	F	T	G	F	T	G	F	T	PM	OG	BK
3	FISCHER Ina	1	10		3	18								3	18			9
5	MOLLER Christiane		9			12									12			5
6	OTTO Swetlana		10		1	17								1	17			12
7	DIETZ Conny	1	11		5	18								5	18	1		10
8	BALL Natalie	1	10		2	5								2	5			17
9	SCHINDLER Stefanie		10		1	10								1	10			19
TEAM																		
TEAM TOTALS					12	80								12	80	1		72

USA - UNITED STATES OF AMERICA				Throws			Penalties			Free			Totals					
No.	Name	Ch	Min	G	F	T	G	F	T	G	F	T	G	F	T	PM	OG	BK
1	ARMBRUSTER Jen	1	16	2		29			1				2		30			12
2	LORENZ Jessie																	
3	BANTA Lisa		20		1	8								1	8			47
4	MILLER Asya	1	14	2	2	25							2	2	25			2
5	THERYOUNG Robin	1	8		2	14								2	14			5
6	BARNES Jackie		2			4									4			2
TEAM																		
TEAM TOTALS				4	5	80			1				4	5	81			68

Legend:									
Bk	Blocks	Ch	Change Made	F	Fouls	G	Goals	Min	Minutes Played
No	Shirt Number	OG	Own Goals	PM	Penalties Made	T	Throws		



START LIST

首发名单

Referee: JAKIC Nejc (SLO)

Referee: ZANOLIN Aurora (ITA)

CAN - CANADA

Shirt No.	Name	Sport Class	Date of Birth	Competition Statistics		
				MP	Min	G
4	ALSOP Amy	B3	30 JUN 1978	3	50	1
6	LISABETH Annette	B3	24 FEB 1984	3	54	1
9	MORIN Nancy	B3	28 AUG 1975	4	78	8
2	RYAN Shawna	B3	17 NOV 1974	1	2	
5	SCOTT Contessa	B2	17 SEP 1973	3	26	2
7	KNEEBONE Amy	B3	17 MAR 1990	2	30	

Coach: DAWSON J.

Assistant Coach: POULIOT A.

Shirts: RED BLACK WHITE
Shorts: BLACK
Socks: WHITE RED OR BLACK

CAN Played

SWE 3-3
BRA 5-6
JPN 3-0
GER 1-0

DEN - DENMARK

Shirt No.	Name	Sport Class	Date of Birth	Competition Statistics		
				MP	Min	G
1	LARSEN Maria	B2	17 AUG 1983	4	80	
3	VEDSTED Lykke	B2	05 OCT 1980	4	79	5
5	RYDING Kamilla	B2	31 DEC 1985	4	64	2
2	NISSEN Mette	B2	08 MAR 1987	1	1	
4	THOMSEN Ninna	B3	25 JUL 1981			
6	JOERGENSEN Karina	B3	17 NOV 1982	3	16	

Coach: FORSBERG P.


Assistant Coach: POULSEN K.

Shirts: WHITE
Shorts: BLACK
Socks: BLACK

DEN Played

GER 4-1
USA 0-2
SWE 2-1
JPN 2-1

MP	Matches Played	Min	Minutes Played	G	Goals Scored	PSC	Penalty Shoot	a.e.t.	After Extra Time
----	----------------	-----	----------------	---	--------------	-----	---------------	--------	------------------



MATCH STATISTICS

比赛技术统计

CAN - DEN
2 - 2

Match No: 50

Start Time: 21:00


Referee: JAKIC Nejc (SLO)

Referee: ZANOLIN Aurora (ITA)

CAN - CANADA				Throws			Penalties			Free			Totals					
No.	Name	Ch	Min	G	F	T	G	F	T	G	F	T	G	F	T	PM	OG	BK
2	RYAN Shawna																	
4	ALSOP Amy		20			9									9			48
5	SCOTT Contessa																	
6	LISABETH Annette		20	1	4	29							1	4	29			7
7	KNEEBONE Amy																	
9	MORIN Nancy		20	1	5	36			1				1	5	37			11
TEAM																		
TEAM TOTALS				2	9	74			1				2	9	75			66

DEN - DENMARK				Throws			Penalties			Free			Totals					
No.	Name	Ch	Min	G	F	T	G	F	T	G	F	T	G	F	T	PM	OG	BK
1	LARSEN Maria	1	16		1	1								1	1			25
2	NISSEN Mette																	
3	VEDSTED Lykke		20	2	4	31							2	4	31			5
4	THOMSEN Ninna																	
5	RYDING Kamilla		20			37									37			28
6	JOERGENSEN Karina		4		1	5								1	5	1		6
TEAM																		
TEAM TOTALS				2	6	74							2	6	74	1		64

Legend:									
Bk	Blocks	Ch	Change Made	F	Fouls	G	Goals	Min	Minutes Played
No	Shirt Number	OG	Own Goals	PM	Penalties Made	T	Throws		



START LIST

首发名单

Referee: SPENCER Clive (GBR)

Referee: JAKIC Nejc (SLO)

USA - UNITED STATES OF AMERICA

Shirt No.	Name	Sport Class	Date of Birth	Competition Statistics		
				MP	Min	G
1	ARMBRUSTER Jen	B1	12 FEB 1975	5	79	4
3	BANTA Lisa	B2	29 MAY 1979	4	77	
4	MILLER Asya	B3	16 OCT 1979	5	88	6
2	LORENZ Jessie	B1	22 NOV 1978	2	33	
5	THERYOUNG Robin	B3	11 NOV 1978	2	18	
6	BARNES Jackie	B3	29 NOV 1986	2	5	

Shirts: WHITE
Shorts: BLUE
Socks: WHITE

USA Played

JPN 2-0
DEN 2-0
CHN 0-4
BRA 2-2
GER 4-0

Coach: ARMBRUSTER K.

Assistant Coach: GUNDERMAN S.

CAN - CANADA

Shirt No.	Name	Sport Class	Date of Birth	Competition Statistics		
				MP	Min	G
4	ALSOP Amy	B3	30 JUN 1978	4	70	1
6	LISABETH Annette	B3	24 FEB 1984	4	74	2
9	MORIN Nancy	B3	28 AUG 1975	5	98	9
2	RYAN Shawna	B3	17 NOV 1974	1	2	
5	SCOTT Contessa	B2	17 SEP 1973	3	26	2
7	KNEEBONE Amy	B3	17 MAR 1990	2	30	

Shirts: RED BLACK WHITE
Shorts: BLACK
Socks: WHITE RED OR BLACK

CAN Played

SWE 3-3
BRA 5-6
JPN 3-0
GER 1-0
DEN 2-2

Coach: DAWSON J.

Assistant Coach: POULIOT A.

MP	Matches Played	Min	Minutes Played	G	Goals Scored	PSC	Penalty Shoot	a.e.t.	After Extra Time
----	----------------	-----	----------------	---	--------------	-----	---------------	--------	------------------



MATCH STATISTICS

比赛技术统计

USA - CAN
1 - 1

Match No: 55

Start Time: 13:00

Referee: SPENCER Clive (GBR)

Referee: JAKIC Nejc (SLO)

USA - UNITED STATES OF AMERICA				Throws			Penalties			Free			Totals			PM	OG	BK
No.	Name	Ch	Min	G	F	T	G	F	T	G	F	T	G	F	T	PM	OG	BK
1	ARMBRUSTER Jen		20			36									36			23
2	LORENZ Jessie																	
3	BANTA Lisa		20		1	4								1	4			44
4	MILLER Asya		20	1	2	31							1	2	31			1
5	THERYOUNG Robin																	
6	BARNES Jackie																	
TEAM																		
TEAM TOTALS				1	3	71							1	3	71			68

CAN - CANADA				Throws			Penalties			Free			Totals			PM	OG	BK
No.	Name	Ch	Min	G	F	T	G	F	T	G	F	T	G	F	T	PM	OG	BK
2	RYAN Shawna																	
4	ALSOP Amy		20			6									6			44
5	SCOTT Contessa																	
6	LISABETH Annette		20			29									29			12
7	KNEEBONE Amy																	
9	MORIN Nancy		20	1	3	35							1	3	35			11
TEAM																		
TEAM TOTALS				1	3	70							1	3	70			67

Legend:									
Bk	Blocks	Ch	Change Made	F	Fouls	G	Goals	Min	Minutes Played
No	Shirt Number	OG	Own Goals	PM	Penalties Made	T	Throws		



START LIST

首发名单

Referee: SORKKILA Eeva (FIN)

Referee: KNECHT Alexander (GER)

DEN - DENMARK

Shirt No.	Name	Sport Class	Date of Birth	Competition Statistics		
				MP	Min	G
1	LARSEN Maria	B2	17 AUG 1983	5	96	
3	VEDSTED Lykke	B2	05 OCT 1980	5	99	7
5	RYDING Kamilla	B2	31 DEC 1985	5	84	2
2	NISSEN Mette	B2	08 MAR 1987	1	1	
4	THOMSEN Ninna	B3	25 JUL 1981			
6	JOERGENSEN Karina	B3	17 NOV 1982	4	20	

Shirts: WHITE
Shorts: BLACK
Socks: BLACK

DEN Played

GER 4-1
USA 0-2
SWE 2-1
JPN 2-1
CAN 2-2

Coach: FORSBERG P.

Assistant Coach: POULSEN K.

CHN - CHINA

Shirt No.	Name	Sport Class	Date of Birth	Competition Statistics		
				MP	Min	G
1	LIN Shan	B2	02 MAR 1986	5	84	6
3	CHEN Fengqing	B2	17 JUL 1985	5	100	6
5	XU Juan	B2	08 MAY 1981	5	100	4
2	WANG Shasha	B1	14 OCT 1986			
4	WANG Ruixue	B2	04 MAY 1987	2	16	4
6	FAN Feifei	B2	01 SEP 1989			

Shirts: BLACK
Shorts: BLACK
Socks: WHITE

CHN Played

BRA 5-3
GER 3-0
USA 4-0
SWE 5-3
JPN 3-1

Coach: SHAO B.

Assistant Coach: WANG J.

Legend:	MP	Matches Played	Min	Minutes Played	G	Goals Scored	PSC	Penalty Shoot	a.e.t.	After Extra Time
---------	----	----------------	-----	----------------	---	--------------	-----	---------------	--------	------------------



MATCH STATISTICS

比赛技术统计

DEN - CHN
0 - 0

Start Time: 17:00

Match No: 56


Referee: SORKKILA Eeva (FIN)

Referee: KNECHT Alexander (GER)

DEN - DENMARK				Throws			Penalties			Free			Totals					
No.	Name	Ch	Min	G	F	T	G	F	T	G	F	T	G	F	T	PM	OG	BK
1	LARSEN Maria		20		2	3												23
2	NISSEN Mette																	
3	VEDSTED Lykke		20		3	40								3	40			28
4	THOMSEN Ninna																	
5	RYDING Kamilla		20			35									35			19
6	JOERGENSEN Karina																	
TEAM																		
TEAM TOTALS					5	78								5	78			70

CHN - CHINA				Throws			Penalties			Free			Totals					
No.	Name	Ch	Min	G	F	T	G	F	T	G	F	T	G	F	T	PM	OG	BK
1	LIN Shan		20		2	27								2	27			16
2	WANG Shasha																	
3	CHEN Fengqing		20		4	28								4	28			39
4	WANG Ruixue																	
5	XU Juan		20		2	23								2	23			17
6	FAN Feifei																	
TEAM																		
TEAM TOTALS					8	78								8	78			72

Legend:									
Bk	Blocks	Ch	Change Made	F	Fouls	G	Goals	Min	Minutes Played
No	Shirt Number	OG	Own Goals	PM	Penalties Made	T	Throws		



START LIST

首发名单

Referee: SIVERTSEN Sivert (SWE)

Referee: FRAS Patricia (SLO)

JPN - JAPAN

Shirt No.	Name	Sport Class	Date of Birth	Competition Statistics		
				MP	Min	G
1	KOMIYA Masae	B2	08 MAY 1975	5	100	2
2	URATA Rie	B2	01 JUL 1977	5	70	
6	ADACHI Akiko	B2	10 SEP 1983	5	66	1
3	KATO Mieko	B2	01 OCT 1980	2	12	
4	TAKADA Tomoe	B1	24 JUN 1984	5	52	
7	NAOI Yuki	B2	17 MAR 1963			

Shirts: BLACK
Shorts: BLACK
Socks: BLACK

JPN Played

USA 0-2
SWE 1-4
CAN 0-3
DEN 1-2
CHN 1-3

Coach: IKEDA T.
Assistant Coach: EGURO N.

BRA - BRAZIL

Shirt No.	Name	Sport Class	Date of Birth	Competition Statistics		
				MP	Min	G
2	SANTOS Neuzimar	B3	21 MAY 1981	5	60	2
5	AMORIM Claudia	B2	29 JUN 1976	5	64	2
7	SILVA Simone	B1	03 AUG 1976	5	96	4
1	SILVA Luana	B1	10 SEP 1981	2	12	
3	CUSTODIO Ana Carolina	B2	23 APR 1987	4	67	8
6	LINO Adriana	B2	06 OCT 1977	3	5	2

Shirts: YELLOW/BLUE
Shorts: BLACK
Socks: BLACK

BRA Played

CHN 3-5
CAN 6-5
GER 3-1
USA 2-2
SWE 4-5

Coach: GONCALVES COLLLETE.
Assistant Coach: MORALO M.

MP	Matches Played	Min	Minutes Played	G	Goals Scored	PSC	Penalty Shoot	a.e.t.	After Extra Time
----	----------------	-----	----------------	---	--------------	-----	---------------	--------	------------------



MATCH STATISTICS

比赛技术统计

JPN - BRA

3 - 1

Start Time: 18:00

Match No: 57


Referee: SIVERTSEN Sivert (SWE)

Referee: FRAS Patricia (SLO)

JPN - JAPAN				Throws			Penalties			Free			Totals			PM	OG	BK
No.	Name	Ch	Min	G	F	T	G	F	T	G	F	T	G	F	T			
1	KOMIYA Masae		20		9	31	2		2				2	9	33			19
2	URATA Rie	1	19			3									3			26
3	KATO Mieko		1															1
4	TAKADA Tomoe		4		2	5								2	5			2
6	ADACHI Akiko	1	16		3	28	1		1				1	3	29			11
7	NAOI Yuki																	
TEAM																		
TEAM TOTALS					14	67	3		3				3	14	70			59

BRA - BRAZIL				Throws			Penalties			Free			Totals			PM	OG	BK
No.	Name	Ch	Min	G	F	T	G	F	T	G	F	T	G	F	T			
1	SILVA Luana	1	3			5									5			3
2	SANTOS Neuzimar	1	16		1	9								1	9	1		25
3	CUSTODIO Ana Carolina																	
5	AMORIM Claudia	1	10			11									11			6
6	LINO Adriana	1	11		4	17								4	17	1		7
7	SILVA Simone		20	1	1	24							1	1	24			12
TEAM																	1	
TEAM TOTALS				1	6	66							1	6	66	3		53

Legend:									
Bk	Blocks	Ch	Change Made	F	Fouls	G	Goals	Min	Minutes Played
No	Shirt Number	OG	Own Goals	PM	Penalties Made	T	Throws		



START LIST

首发名单

Referee: BONKE Lena (DEN)

Referee: RASANEN Kari (FIN)

GER - GERMANY

Shirt No.	Name	Sport Class	Date of Birth	Competition Statistics		
				MP	Min	G
3	FISCHER Ina	B1	25 OCT 1975	5	86	1
5	MOLLER Christiane	B1	28 MAY 1981	5	69	
9	SCHINDLER Stefanie	B2	10 JUN 1985	4	50	1
6	OTTO Svetlana	B3	03 OCT 1991	2	14	
7	DIETZ Conny	B2	04 FEB 1962	3	31	
8	BALL Natalie	B1	13 JUL 1979	4	50	

Shirts: WHITE/BLUE
Shorts: BLACK
Socks: WHITE/BLACK

GER Played

DEN 1-4
CHN 0-3
BRA 1-3
CAN 0-1
USA 0-4

Coach: PROKEIN TR.

Assistant Coach: GOBL J.

SWE - SWEDEN

Shirt No.	Name	Sport Class	Date of Birth	Competition Statistics		
				MP	Min	G
1	ALVERSTEDT Asa	B2	29 JUL 1973	5	88	1
4	NILSSON Anna	B2	12 MAR 1973	3	34	
5	GUSTAVSSON Malin	B3	17 NOV 1970	5	82	10
3	NAESSTROM Sofia	B2	29 APR 1979	3	25	1
6	JULIUSSON Maria	B3	26 MAR 1984	2	7	
7	JALMESTAL Josefine	B3	11 OCT 1978	5	64	4

Shirts: BLUE
Shorts: BLACK
Socks: BLUE


SWE Played

CAN 3-3
JPN 4-1
DEN 1-2
CHN 3-5
BRA 5-4

Coach: UNDEMAR C.

Assistant Coach: GAHNE Y.

MP	Matches Played	Min	Minutes Played	G	Goals Scored	PSC	Penalty Shoot	a.e.t.	After Extra Time
----	----------------	-----	----------------	---	--------------	-----	---------------	--------	------------------



MATCH STATISTICS

比赛技术统计

GER - SWE
5 - 10

Match No: 58

Start Time: 19:00


Referee: BONKE Lena (DEN)

Referee: RASANEN Kari (FIN)

GER - GERMANY				Throws			Penalties			Free			Totals					
No.	Name	Ch	Min	G	F	T	G	F	T	G	F	T	G	F	T	PM	OG	BK
3	FISCHER Ina	1	12	1	1	22	1		1				2	1	23	1		9
5	MOLLER Christiane	1	8		4	13								4	13			5
6	OTTO Svetlana		8	1		11							1		11			2
7	DIETZ Conny		12		3	21								3	21			12
8	BALL Natalie																	
9	SCHINDLER Stefanie		20	2	1	16							2	1	16			36
TEAM																	1	
TEAM TOTALS				4	9	83	1		1				5	9	84	2		64

SWE - SWEDEN				Throws			Penalties			Free			Totals					
No.	Name	Ch	Min	G	F	T	G	F	T	G	F	T	G	F	T	PM	OG	BK
1	ALVERSTEDT Asa		20		1	12								1	12			34
3	NAESSTROM Sofia																	
4	NILSSON Anna	1	5															8
5	GUSTAVSSON Malin		20	4	3	37	1		1				5	3	38	1		16
6	JULIUSSON Maria		2			5									5			2
7	JALMESTAL Josefine	1	13	4	5	27	1		1				5	5	28			10
TEAM																		
TEAM TOTALS				8	9	81	2		2				10	9	83	1		70

Legend:									
Bk	Blocks	Ch	Change Made	F	Fouls	G	Goals	Min	Minutes Played
No	Shirt Number	OG	Own Goals	PM	Penalties Made	T	Throws		



START LIST

首发名单

Referee: SIVERTSEN Sivert (SWE)

Referee: ZANOLIN Aurora (ITA)

DEN - DENMARK

Shirt No.	Name	Sport Class	Date of Birth	Competition Statistics		
				MP	Min	G
1	LARSEN Maria	B2	17 AUG 1983	6	116	
3	VEDSTED Lykke	B2	05 OCT 1980	6	119	7
5	RYDING Kamilla	B2	31 DEC 1985	6	104	2
2	NISSEN Mette	B2	08 MAR 1987	1	1	
4	THOMSEN Ninna	B3	25 JUL 1981			
6	JOERGENSEN Karina	B3	17 NOV 1982	4	20	

Coach: FORSBERG P.

Assistant Coach: POULSEN K.

Shirts: WHITE
Shorts: BLACK
Socks: BLACK

DEN Played

GER 4-1
USA 0-2
SWE 2-1
JPN 2-1
CAN 2-2
CHN 0-0

BRA - BRAZIL

Shirt No.	Name	Sport Class	Date of Birth	Competition Statistics		
				MP	Min	G
2	SANTOS Neuzimar	B3	21 MAY 1981	6	76	2
6	LINO Adriana	B2	06 OCT 1977	4	16	2
7	SILVA Simone	B1	03 AUG 1976	6	116	5
1	SILVA Luana	B1	10 SEP 1981	3	15	
3	CUSTODIO Ana Carolina	B2	23 APR 1987	4	67	8
5	AMORIM Claudia	B2	29 JUN 1976	6	74	2

Coach: GONCALVES COLLLETE.

Assistant Coach: MORALO M.

Shirts: BLACK AND BLUE
Shorts: BLUE
Socks: BLUE

BRA Played

CHN 3-5
CAN 6-5
GER 3-1
USA 2-2
SWE 4-5
JPN 1-3

MP	Matches Played	Min	Minutes Played	G	Goals Scored	PSC	Penalty Shoot	a.e.t.	After Extra Time
----	----------------	-----	----------------	---	--------------	-----	---------------	--------	------------------



MATCH STATISTICS

比赛技术统计

DEN - BRA
3 - 2

Match No: 61

Start Time: 9:00

Referee: SIVERTSEN Sivert (SWE)

Referee: ZANOLIN Aurora (ITA)

DEN - DENMARK				Throws			Penalties			Free			Totals					
No.	Name	Ch	Min	G	F	T	G	F	T	G	F	T	G	F	T	PM	OG	BK
1	LARSEN Maria		20		1	2								1	2			36
2	NISSEN Mette																	
3	VEDSTED Lykke		20	2	2	32	1		3				3	2	35			11
4	THOMSEN Ninna																	
5	RYDING Kamilla		20		2	39								2	39			17
6	JOERGENSEN Karina																	
TEAM																		
TEAM TOTALS				2	5	73	1		3				3	5	76			64

BRA - BRAZIL				Throws			Penalties			Free			Totals					
No.	Name	Ch	Min	G	F	T	G	F	T	G	F	T	G	F	T	PM	OG	BK
1	SILVA Luana	1	1			3									3			1
2	SANTOS Neuzimar		20		3	6								3	6			43
3	CUSTODIO Ana Carolina	1	7		2	12								2	12	1		4
5	AMORIM Claudia	1	7	1	1	13							1	1	13			5
6	LINO Adriana	1	19	1	1	28							1	1	28	1		6
7	SILVA Simone	1	6			11									11			10
TEAM																1		
TEAM TOTALS				2	7	73							2	7	73	3		69

Legend:									
Bk	Blocks	Ch	Change Made	F	Fouls	G	Goals	Min	Minutes Played
No	Shirt Number	OG	Own Goals	PM	Penalties Made	T	Throws		



START LIST

首发名单

Referee: BENKO Balint (HUN)

Referee: RASANEN Kari (FIN)

GER - GERMANY

Shirt No.	Name	Sport Class	Date of Birth	Competition Statistics		
				MP	Min	G
3	FISCHER Ina	B1	25 OCT 1975	6	98	3
5	MOLLER Christiane	B1	28 MAY 1981	6	77	
9	SCHINDLER Stefanie	B2	10 JUN 1985	5	70	3
6	OTTO Svetlana	B3	03 OCT 1991	3	22	1
7	DIETZ Conny	B2	04 FEB 1962	4	43	
8	BALL Natalie	B1	13 JUL 1979	4	50	

Shirts: RED/WHITE
Shorts: BLACK
Socks: BLACK

GER Played

DEN 1-4
CHN 0-3
BRA 1-3
CAN 0-1
USA 0-4
SWE 5-10

Coach: PROKEIN TR.

Assistant Coach: GOBL J.

JPN - JAPAN

Shirt No.	Name	Sport Class	Date of Birth	Competition Statistics		
				MP	Min	G
1	KOMIYA Masae	B2	08 MAY 1975	6	120	4
2	URATA Rie	B2	01 JUL 1977	6	89	
6	ADACHI Akiko	B2	10 SEP 1983	6	82	2
3	KATO Mieko	B2	01 OCT 1980	3	13	
4	TAKADA Tomoe	B1	24 JUN 1984	6	56	
7	NAOI Yuki	B2	17 MAR 1963			

Shirts: RED
Shorts: BLACK
Socks: BLACK


JPN Played

USA 0-2
SWE 1-4
CAN 0-3
DEN 1-2
CHN 1-3
BRA 3-1

Coach: IKEDA T.

Assistant Coach: EGURO N.

Legend:	MP	Matches Played	Min	Minutes Played	G	Goals Scored	PSC	Penalty Shoot	a.e.t.	After Extra Time
---------	----	----------------	-----	----------------	---	--------------	-----	---------------	--------	------------------



MATCH STATISTICS

比赛技术统计

GER - JPN

1 - 2

Start Time: 10:00

Match No: 62


Referee: BENKO Balint (HUN)

Referee: RASANEN Kari (FIN)

GER - GERMANY				Throws			Penalties			Free			Totals			PM	OG	BK
No.	Name	Ch	Min	G	F	T	G	F	T	G	F	T	G	F	T			
3	FISCHER Ina	1	10			16									16			12
5	MOLLER Christiane		20		8	30								8	30			12
6	OTTO Swetlana		10		1	14								1	14			10
7	DIETZ Conny																	
8	BALL Natalie																	
9	SCHINDLER Stefanie		20	1	1	15							1	1	15			35
TEAM																		
TEAM TOTALS				1	10	75							1	10	75			69

JPN - JAPAN				Throws			Penalties			Free			Totals			PM	OG	BK
No.	Name	Ch	Min	G	F	T	G	F	T	G	F	T	G	F	T			
1	KOMIYA Masae	1	15	1	1	29							1	1	29			15
2	URATA Rie	1	15															15
3	KATO Mieko	1	5															11
4	TAKADA Tomoe	1	5		2	12								2	12			3
6	ADACHI Akiko	1	17	1		28							1		28			16
7	NAOI Yuki		3		1	6								1	6			4
TEAM																		
TEAM TOTALS				2	4	75							2	4	75			64

Legend:									
Bk	Blocks	Ch	Change Made	F	Fouls	G	Goals	Min	Minutes Played
No	Shirt Number	OG	Own Goals	PM	Penalties Made	T	Throws		



START LIST

首发名单

Referee: DAENTLER Christl (GER)

Referee: BONKE Lena (DEN)

USA - UNITED STATES OF AMERICA

Shirt No.	Name	Sport Class	Date of Birth	Competition Statistics		
				MP	Min	G
1	ARMBRUSTER Jen	B1	12 FEB 1975	6	99	4
3	BANTA Lisa	B2	29 MAY 1979	5	97	
4	MILLER Asya	B3	16 OCT 1979	6	108	7
2	LORENZ Jessie	B1	22 NOV 1978	2	33	
5	THERYOUNG Robin	B3	11 NOV 1978	2	18	
6	BARNES Jackie	B3	29 NOV 1986	2	5	

Shirts: BLUE
Shorts: WHITE
Socks: WHITE

USA Played

JPN 2-0
DEN 2-0
CHN 0-4
BRA 2-2
GER 4-0
CAN 1-1

Coach: ARMBRUSTER K.

Assistant Coach: GUNDERMAN S.

SWE - SWEDEN

Shirt No.	Name	Sport Class	Date of Birth	Competition Statistics		
				MP	Min	G
1	ALVERSTEDT Asa	B2	29 JUL 1973	6	108	1
3	NAESSTROM Sofia	B2	29 APR 1979	3	25	1
5	GUSTAVSSON Malin	B3	17 NOV 1970	6	102	15
4	NILSSON Anna	B2	12 MAR 1973	4	39	
6	JULIUSSON Maria	B3	26 MAR 1984	3	9	
7	JALMESTAL Josefine	B3	11 OCT 1978	6	77	9

Shirts: BLUE
Shorts: BLACK
Socks: BLUE

SWE Played

CAN 3-3
JPN 4-1
DEN 1-2
CHN 3-5
BRA 5-4
GER 10-5

Coach: UNDEMAR C.

Assistant Coach: GAHNE Y.

MP	Matches Played	Min	Minutes Played	G	Goals Scored	PSC	Penalty Shoot	a.e.t.	After Extra Time
----	----------------	-----	----------------	---	--------------	-----	---------------	--------	------------------



MATCH STATISTICS

比赛技术统计

USA - SWE
7 - 4

Match No: 63

Start Time: 11:00


Referee: DAENTLER Christl (GER)

Referee: BONKE Lena (DEN)

USA - UNITED STATES OF AMERICA				Throws			Penalties			Free			Totals					
No.	Name	Ch	Min	G	F	T	G	F	T	G	F	T	G	F	T	PM	OG	BK
1	ARMBRUSTER Jen	1	19	2	1	34			1				2	1	35	1		16
2	LORENZ Jessie		1			2									2			
3	BANTA Lisa		20			5									5	1		41
4	MILLER Asya	1	19	3	2	37	2	1	3				5	3	40			6
5	THERYOUNG Robin																	
6	BARNES Jackie		1			1									1			
TEAM																		
TEAM TOTALS				5	3	79	2	1	4				7	4	83	2		63

SWE - SWEDEN				Throws			Penalties			Free			Totals					
No.	Name	Ch	Min	G	F	T	G	F	T	G	F	T	G	F	T	PM	OG	BK
1	ALVERSTEDT Asa		20		2	6								2	6			27
3	NAESSTROM Sofia	1	6		3	9								3	9			7
4	NILSSON Anna																	
5	GUSTAVSSON Malin		20	2	3	35	1		1				3	3	36	4		25
6	JULIUSSON Maria		2		1	3								1	3			2
7	JALMESTAL Josefine	1	12	1	1	24							1	1	24			11
TEAM																		
TEAM TOTALS				3	10	77	1		1				4	10	78	4		72

Legend:									
Bk	Blocks	Ch	Change Made	F	Fouls	G	Goals	Min	Minutes Played
No	Shirt Number	OG	Own Goals	PM	Penalties Made	T	Throws		



START LIST

首发名单

Referee: KNECHT Alexander (GER)

Referee: SORKKILA Eeva (FIN)

CAN - CANADA

Shirt No.	Name	Sport Class	Date of Birth	Competition Statistics		
				MP	Min	G
4	ALSOP Amy	B3	30 JUN 1978	5	90	1
6	LISABETH Annette	B3	24 FEB 1984	5	94	2
9	MORIN Nancy	B3	28 AUG 1975	6	118	10
2	RYAN Shawna	B3	17 NOV 1974	1	2	
5	SCOTT Contessa	B2	17 SEP 1973	3	26	2
7	KNEEBONE Amy	B3	17 MAR 1990	2	30	

Coach: DAWSON J.

Assistant Coach: POULIOT A.

Shirts: RED BLACK WHITE
Shorts: BLACK
Socks: WHITE RED OR BLACK

CAN Played

SWE 3-3
BRA 5-6
JPN 3-0
GER 1-0
DEN 2-2
USA 1-1

CHN - CHINA

Shirt No.	Name	Sport Class	Date of Birth	Competition Statistics		
				MP	Min	G
1	LIN Shan	B2	02 MAR 1986	6	104	6
3	CHEN Fengqing	B2	17 JUL 1985	6	120	6
5	XU Juan	B2	08 MAY 1981	6	120	4
2	WANG Shasha	B1	14 OCT 1986			
4	WANG Ruixue	B2	04 MAY 1987	2	16	4
6	FAN Feifei	B2	01 SEP 1989			

Coach: SHAO B.


Assistant Coach: WANG J.

Shirts: BLACK
Shorts: BLACK
Socks: WHITE

CHN Played

BRA 5-3
GER 3-0
USA 4-0
SWE 5-3
JPN 3-1
DEN 0-0

MP	Matches Played	Min	Minutes Played	G	Goals Scored	PSC	Penalty Shoot	a.e.t.	After Extra Time
----	----------------	-----	----------------	---	--------------	-----	---------------	--------	------------------



MATCH STATISTICS

比赛技术统计

CAN - CHN
0 - 1

Match No: 64

Start Time: 12:00

Referee: KNECHT Alexander (GER)

Referee: SORKKILA Eeva (FIN)

CAN - CANADA				Throws			Penalties			Free			Totals					
No.	Name	Ch	Min	G	F	T	G	F	T	G	F	T	G	F	T	PM	OG	BK
2	RYAN Shawna																	
4	ALSOP Amy		20			6		1	1						1	7		48
5	SCOTT Contessa																	
6	LISABETH Annette	1	19		6	34									6	34		16
7	KNEEBONE Amy		1															
9	MORIN Nancy		20		1	39									1	39		9
TEAM																		
TEAM TOTALS					7	79		1	1					8	80			73

CHN - CHINA				Throws			Penalties			Free			Totals					
No.	Name	Ch	Min	G	F	T	G	F	T	G	F	T	G	F	T	PM	OG	BK
1	LIN Shan		20	1	2	34							1	2	34			23
2	WANG Shasha																	
3	CHEN Fengqing		20		3	26								3	26			41
4	WANG Ruixue																	
5	XU Juan		20			18									18			9
6	FAN Feifei																	
TEAM																1		
TEAM TOTALS				1	5	78							1	5	78	1		73

Legend:									
Bk	Blocks	Ch	Change Made	F	Fouls	G	Goals	Min	Minutes Played
No	Shirt Number	OG	Own Goals	PM	Penalties Made	T	Throws		