



MEDALLISTS / MÉDAILLÉS

PINEROLO PALAGHIACCIO AS OF SAT 18 MAR 2006 / EN DATE DU SAM 18 MAR 2006

Medal	Team	Name	
Gold	CAN - Canada	DAW Chris	Skip
		AUSTGARDEN Gerry	Third
		CORMACK Gary	Second
		GAUDET Sonja	Lead
		BLACHFORD Karen	Alternate
Silver	GBR - Great Britain	DUFFY Frank	Skip
		McCREADIE Michael	Third
		KILLIN Tom	Second
		MALONE Angie	Lead
		DICKSON Ken	Alternate
Bronze	SWE - Sweden	JUNGNELL Jalle	Skip
		IKONEN Glenn	Third
		JOHANSSON Rolf	Second
		WILHELM Anette	Lead
		SJOEBERG Bernt	Alternate



FINAL STANDINGS / CLASSEMENT FINAL

PINEROLO PALAGHIACCIO

Rank	Team	Players	Position
1	CAN - Canada	DAW Chris AUSTGARDEN Gerry CORMACK Gary GAUDET Sonja BLACHFORD Karen	Skip Third Second Lead Alternate
2	GBR - Great Britain	DUFFY Frank McCREADIE Michael KILLIN Tom MALONE Angie DICKSON Ken	Skip Third Second Lead Alternate
3	SWE - Sweden	JUNGNELL Jalle IKONEN Glenn JOHANSSON Rolf WILHELM Anette SJOEBERG Bernt	Skip Third Second Lead Alternate
4	NOR - Norway	SKOGSTAD Geir Arne LORENTSEN Rune JOHANSEN Paul Aksel TYSTAD Lene FISSUM Trine	Fourth Third Skip Lead Alternate
5	DEN - Denmark	OERBAEK Kenneth JENSEN Rosita KRISTENSEN Joern PEDERSEN Sussie JENSEN Bjarne	Skip Third Second Lead Alternate
6	SUI - Switzerland	BUCHER Urs BOLLIGER Manfred CASSANI Cesare WILD I Madeleine LAUPER Erwin	Skip Third Second Lead Alternate
7	ITA - Italy	MARCHESE Egidio TABANELLI Andrea GASPARD Pierino DAL MONTE Rita SPELORZI Emanuele	Fourth Skip Second Lead Alternate
7	USA - United States of America	PIERCE Jim SMITH Wes JOSEPH James LIBBY Danell PEREZ Augusto	Skip Third Second Lead Alternate



COMPETITION SUMMARY / RÉSUMÉ DE LA COMPÉTITION

PINEROLO PALAGHIACCIO AS OF SAT 18 MAR 2006 / EN DATE DU SAM 18 MAR 2006

Session	Date	Time	Sheet A	Sheet B	Sheet C	Sheet D
Session 1	12 Mar	11:00	GBR - SUI 3 : 4	DEN - CAN 3 : 6	SWE - USA 6 : 4	ITA - NOR 3 : 9
Session 2	12 Mar	16:00	USA - NOR 3 : 10	SWE - ITA 1 : 7	SUI - CAN 1 : 5	GBR - DEN 5 : 3
Session 3	13 Mar	11:00	SWE - CAN 5 : 4	GBR - NOR 6 : 7	ITA - DEN 4 : 5	SUI - USA 2 : 6
Session 4	13 Mar	16:00	DEN - USA 6 : 4	ITA - SUI 0 : 14	GBR - SWE 7 : 2	NOR - CAN 6 : 7
Session 5	14 Mar	11:00	ITA - GBR 5 : 8	CAN - USA 4 : 5	DEN - NOR 7 : 3	SWE - SUI 5 : 6
Session 6	14 Mar	16:00	SUI - DEN 2 : 8	NOR - SWE 4 : 7	CAN - GBR 7 : 6	USA - ITA 1 : 6
Session 7	15 Mar	11:00	CAN - ITA 5 : 3	USA - GBR 2 : 5	NOR - SUI 5 : 4	DEN - SWE 2 : 10
Tie-breaker 1	15 Mar	16:00	NOR - DEN 4 : 3			
Semifinal	17 Mar	11:00		CAN - NOR 5 : 4		GBR - SWE 7 : 3
Bronze Medal	17 Mar	16:00			SWE - NOR 10 : 2	
Gold Medal	18 Mar	11:00			GBR - CAN 4 : 7	

Standings After Round Robin

Rank	Team	Games	Wins	Losses	
1	CAN - Canada	7	5	2	Q
2 (a)	GBR - Great Britain	7	4	3	Q
2 (b)	SWE - Sweden	7	4	3	Q
2 (c)	DEN - Denmark	7	4	3	TB
2 (d)	NOR - Norway	7	4	3	TB
6	SUI - Switzerland	7	3	4	
7 (a)	ITA - Italy	7	2	5	
7 (b)	USA - United States of America	7	2	5	

Final Standings

Rank	Team
1	CAN - Canada
2	GBR - Great Britain
3	SWE - Sweden
4	NOR - Norway
5	DEN - Denmark
6	SUI - Switzerland
7	ITA - Italy
7	USA - United States of America

NOTE

(a), (b), (c), ... Ranking determined by record of games

LEGEND

Q Qualified for semifinals

TB Qualified for tie-breaker

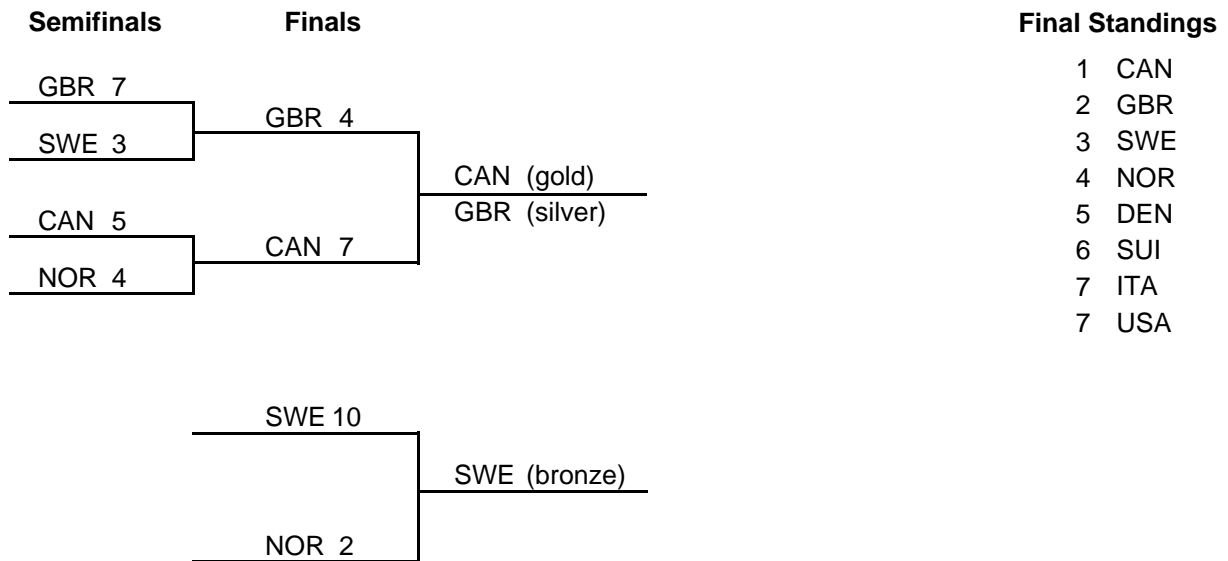


SESSION RESULTS / RÉSULTATS DE LA SESSION

PINEROLO PALAGHIACCIO SAT 18 MAR 2006 / SAM 18 MAR 2006 START TIME / DEBUT 11:00

Sheet	Round	Team	LSFE	1	2	3	4	5	6	Extra Ends	Total
C	9	GBR - Great Britain		0	3	0	1	0	0		4
	9	CAN - Canada	*	2	0	1	0	3	1		7

Championship Bracket



LEGEND
LSFE (*) Last stone first end



GAME RESULTS / RÉSULTATS DE LA PARTIE

PINEROLO PALAGHIACCIO SAT 18 MAR 2006 / SAM 18 MAR 2006 START TIME / DEBUT 11:00

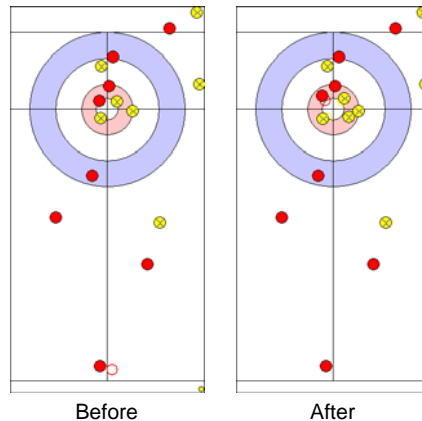
Sheet	Round	Team	LSFE	1	2	3	4	5	6	Extra Ends	Total
C	9	GBR - Great Britain		0	3	0	1	0	0		4
	9	CAN - Canada	*	2	0	1	0	3	1		7

GBR - Great Britain		Final	All
4 S	DUFFY Frank	46 %	55 %
3	McCREADIE Michael	58 %	59 %
2	KILLIN Tom	77 %	54 %
1	MALONE Angie	65 %	58 %
A	DICKSON Ken	- %	38 %
Team Total		61 %	57 %

CAN - Canada		Final	All
4 S	DAW Chris	67 %	57 %
3	AUSTGARDEN Gerry	58 %	53 %
2	CORMACK Gary	67 %	51 %
1	GAUDET Sonja	40 %	63 %
A	BLACHFORD Karen	- %	- %
Team Total		59 %	56 %

Most Important Shot:

With his last stone in the 5th end, Canadian Skip DAW C played an excellent Raise to score 3, going with a 6-4 lead into the last end.



End: 5
Team: CAN - Canada
Player: DAW C
Stone: Fourth, 2nd stone
Task: Raise
Handle: Out-turn
Points: 100%

● : GBR - Great Britain
● : CAN - Canada

NOTE

Team position and functions are attached to each team member's name as follows:
4 = Fourth, 3 = Third, 2 = Second, 1 = Lead, A = Alternate, S = Skip

LEGEND

LSFE (*) Last stone first end



GAME - SHOT BY SHOT / DÉROULEMENT DE LA PARTIE

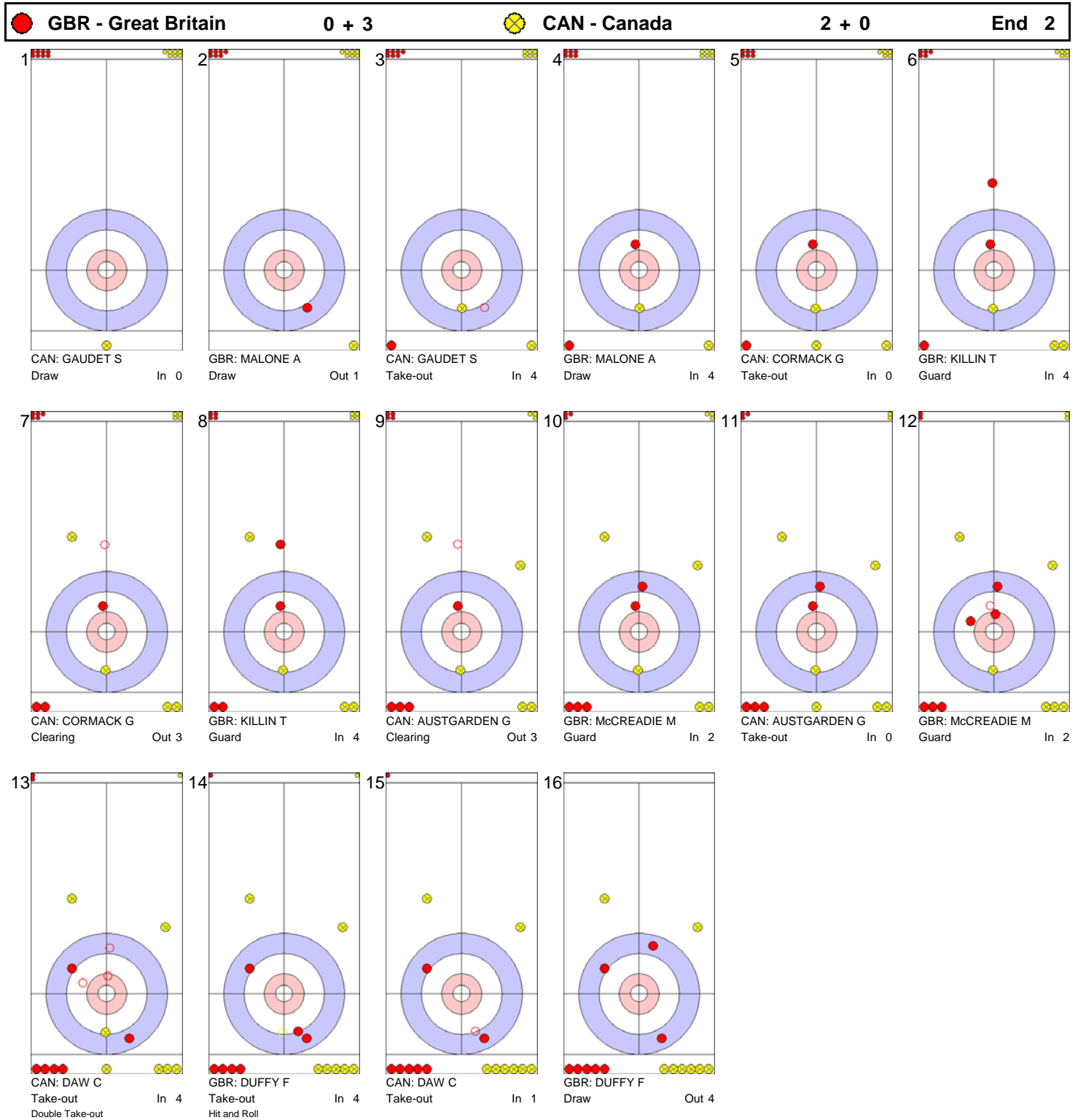
PINEROLO PALAGHIACCIO SAT 18 MAR 2006 / SAM 18 MAR 2006 START TIME / DEBUT 11:00





GAME - SHOT BY SHOT / DÉROULEMENT DE LA PARTIE

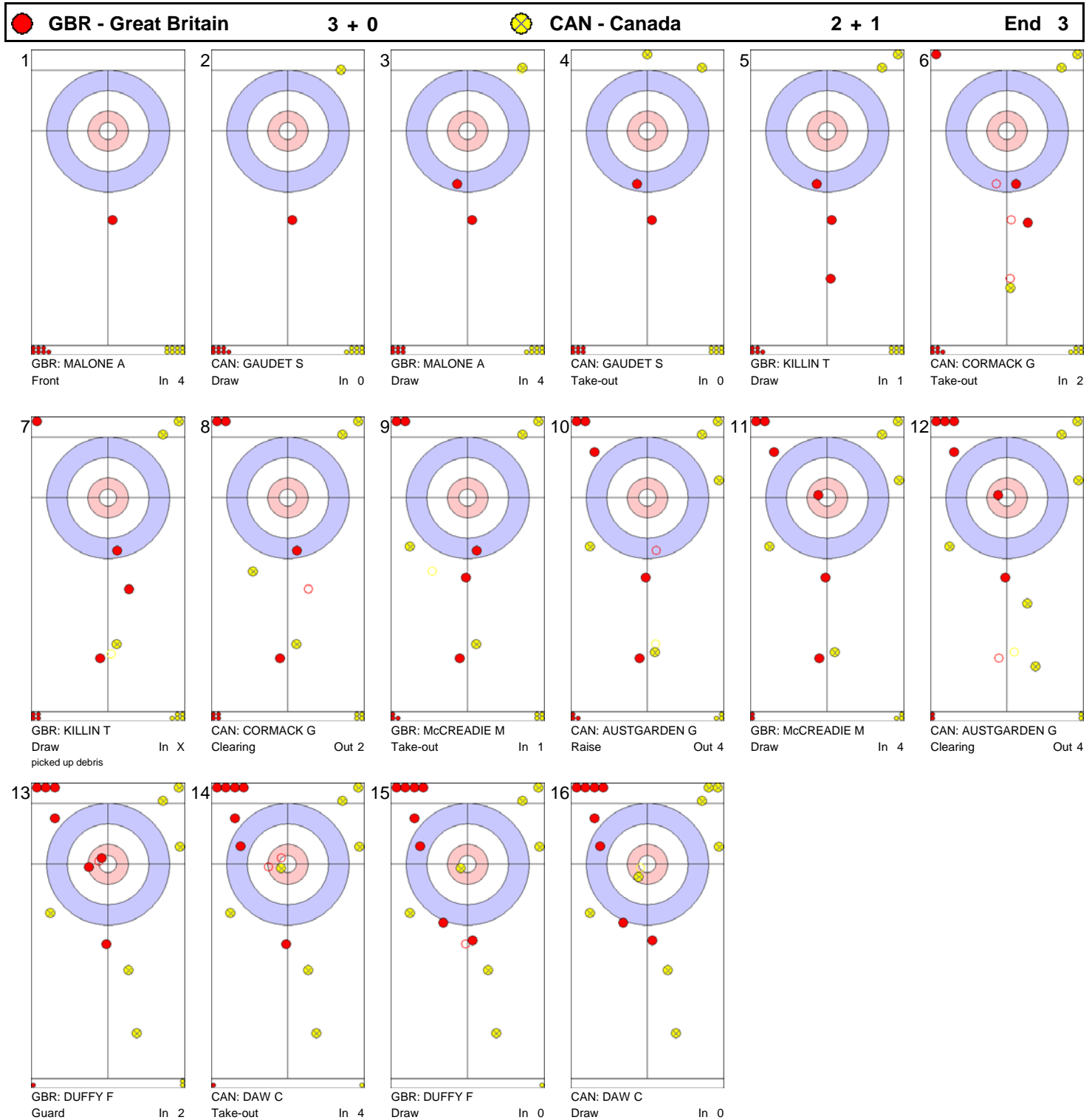
PINEROLO PALAGHIACCIO SAT 18 MAR 2006 / SAM 18 MAR 2006 START TIME / DEBUT 11:00





GAME - SHOT BY SHOT / DÉROULEMENT DE LA PARTIE

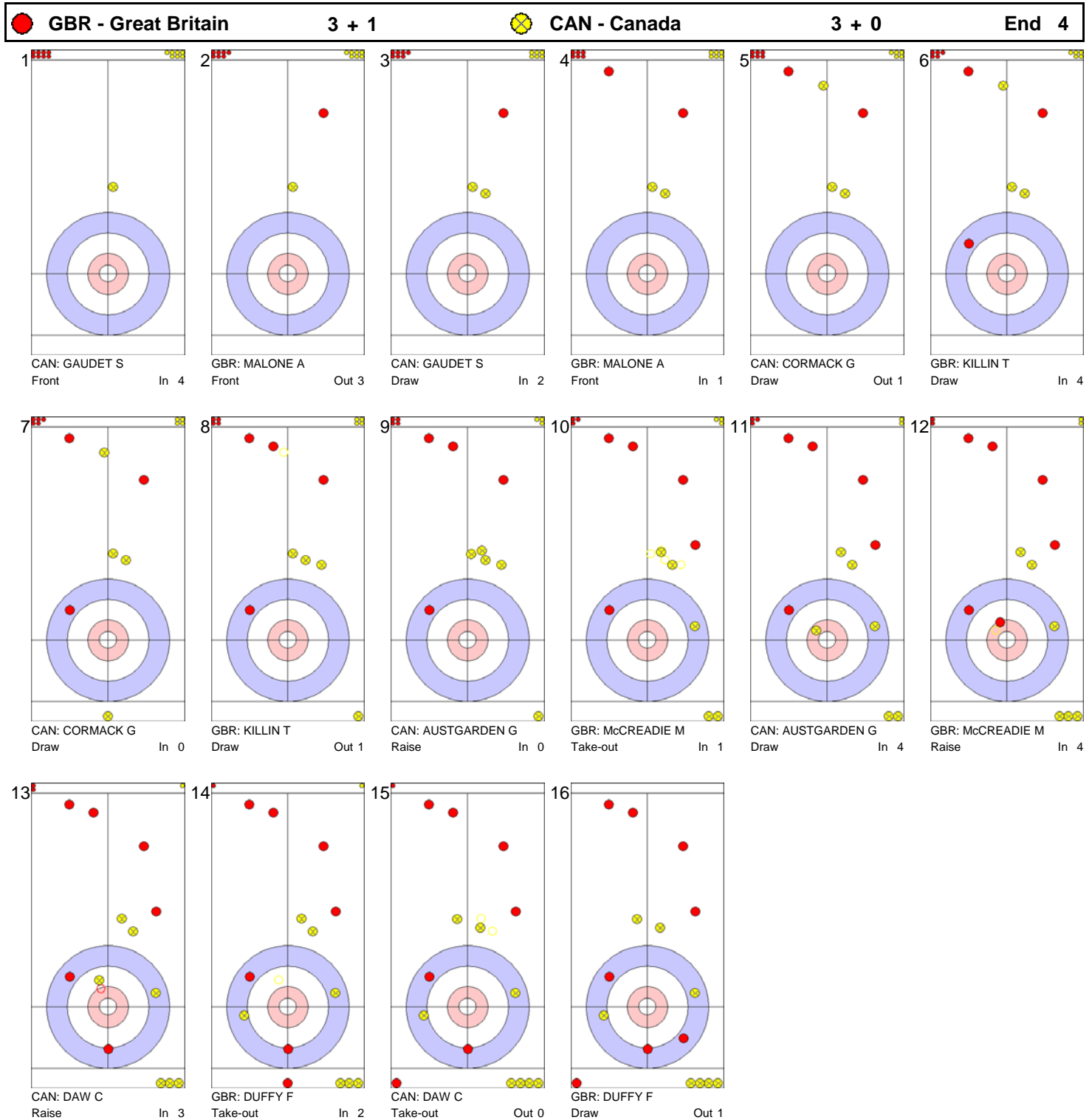
PINEROLO PALAGHIACCIO SAT 18 MAR 2006 / SAM 18 MAR 2006 START TIME / DEBUT 11:00





GAME - SHOT BY SHOT / DÉROULEMENT DE LA PARTIE

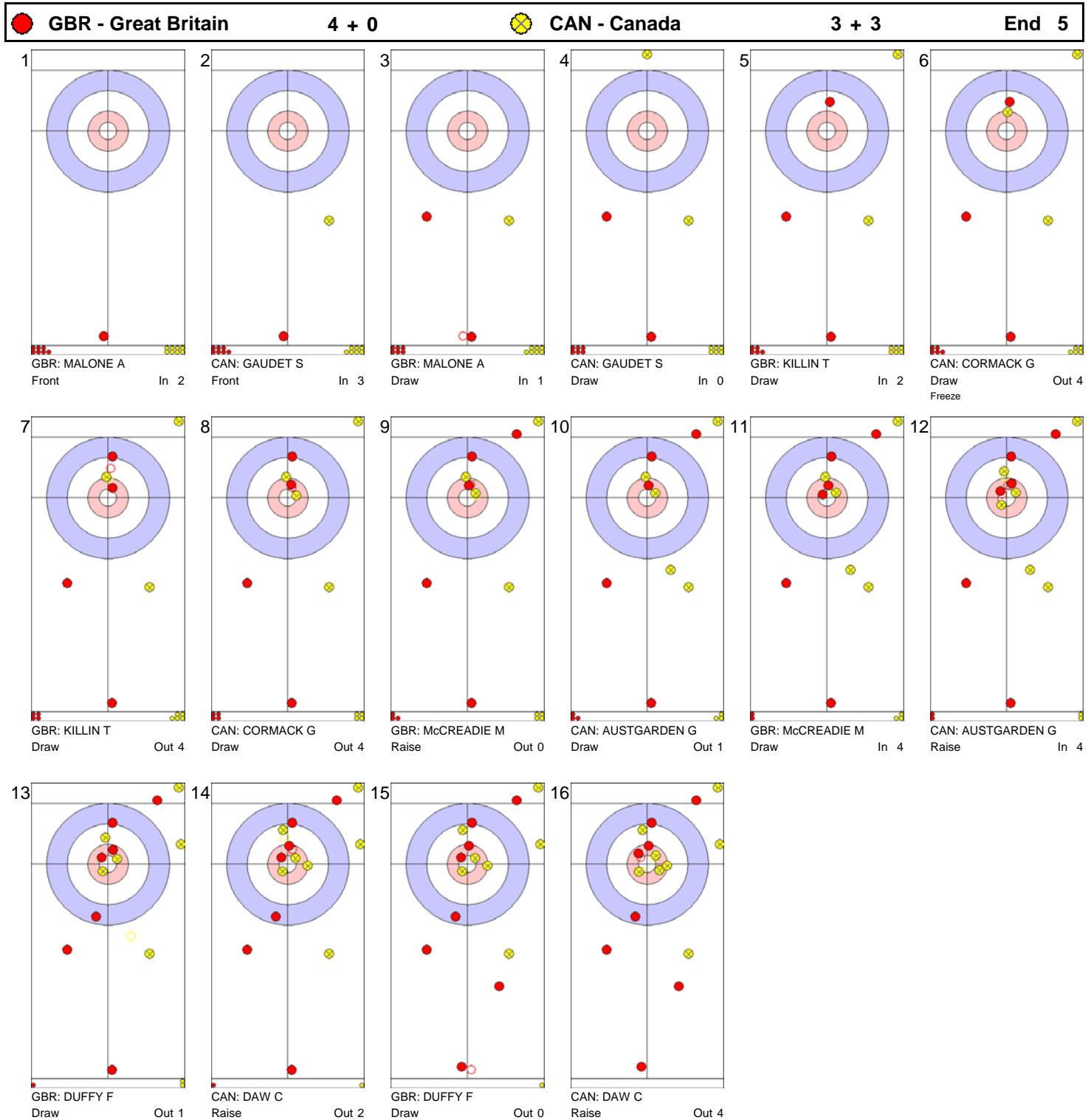
PINEROLO PALAGHIACCIO SAT 18 MAR 2006 / SAM 18 MAR 2006 START TIME / DEBUT 11:00





GAME - SHOT BY SHOT / DÉROULEMENT DE LA PARTIE

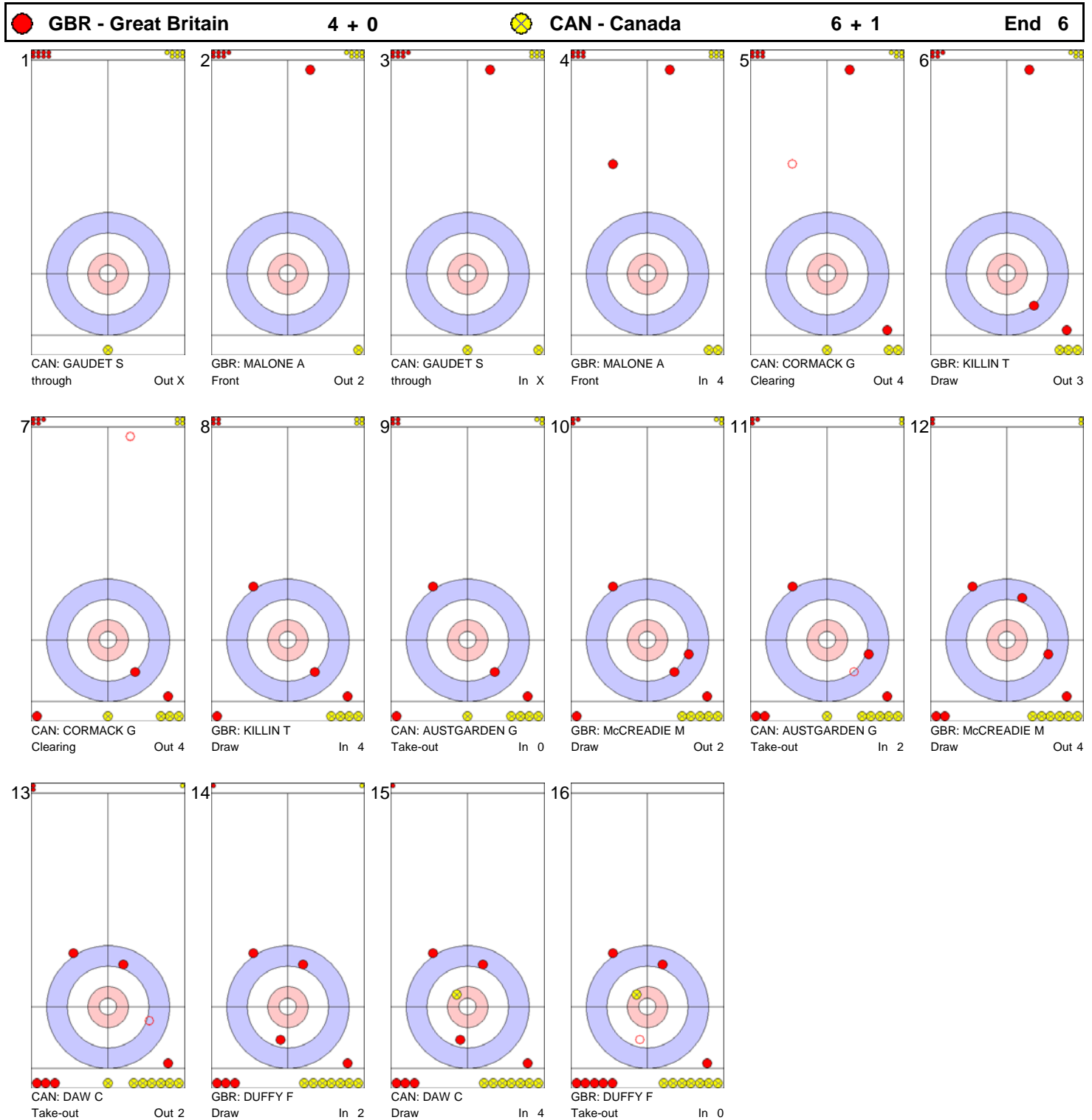
PINEROLO PALAGHIACCIO SAT 18 MAR 2006 / SAM 18 MAR 2006 START TIME / DEBUT 11:00





GAME - SHOT BY SHOT / DÉROULEMENT DE LA PARTIE

PINEROLO PALAGHIACCIO SAT 18 MAR 2006 / SAM 18 MAR 2006 START TIME / DEBUT 11:00





CUMULATIVE PLAYER STATISTICS BY TEAM

STATISTIQUES CUMULÉES DES JOUEURS PAR ÉQUIPE

PINEROLO PALAGHIACCIO AS OF SAT 18 MAR 2006 / EN DATE DU SAM 18 MAR 2006

GBR - Great Britain

DUFFY Frank

Type	Skip		Right-handed		Total	
	In-turn	%	Out-turn	%	Total	%
Draw	19	42	20	45	39	44
Front	0	-	0	-	0	-
Guard	10	48	12	83	22	67
Raise	8	44	1	0	9	39
Wick / Soft Peeling	0	-	0	-	0	-
Freeze	0	-	0	-	0	-
Take-out	22	57	11	84	33	66
Hit and Roll	0	-	0	-	0	-
Clearing	2	50	0	-	2	50
Double Take-out	0	-	0	-	0	-
Promotion Take-out	0	-	0	-	0	-
not considered	0	-	2	-	2	-
All Draws	37	44	33	58	70	50
All Take-outs	24	56	11	84	35	65
Total	61	49	44	64	105	55

McCREADIE Michael

Type	Third		Right-handed		Total	
	In-turn	%	Out-turn	%	Total	%
Draw	24	52	14	63	38	56
Front	0	-	1	100	1	100
Guard	14	64	9	86	23	73
Raise	10	60	3	58	13	60
Wick / Soft Peeling	0	-	0	-	0	-
Freeze	0	-	0	-	0	-
Take-out	17	47	12	56	29	51
Hit and Roll	0	-	0	-	0	-
Clearing	4	69	1	50	5	65
Double Take-out	0	-	0	-	0	-
Promotion Take-out	0	-	0	-	0	-
not considered	0	-	0	-	0	-
All Draws	48	57	27	71	75	62
All Take-outs	21	51	13	56	34	53
Total	69	55	40	66	109	59

KILLIN Tom

Type	Second		Right-handed		Total	
	In-turn	%	Out-turn	%	Total	%
Draw	28	49	21	58	49	53
Front	0	-	1	0	1	0
Guard	9	67	9	69	18	68
Raise	8	25	4	88	12	46
Wick / Soft Peeling	0	-	0	-	0	-
Freeze	0	-	0	-	0	-
Take-out	13	38	9	72	22	52
Hit and Roll	0	-	0	-	0	-
Clearing	3	58	2	25	5	45
Double Take-out	0	-	0	-	0	-
Promotion Take-out	0	-	0	-	0	-
not considered	1	-	0	-	1	-
All Draws	45	48	35	63	80	55
All Take-outs	16	42	11	64	27	51
Total	61	47	46	63	107	54

MALONE Angie

Type	Lead		Right-handed		Total	
	In-turn	%	Out-turn	%	Total	%
Draw	41	62	21	52	62	58
Front	16	78	16	52	32	65
Guard	2	38	0	-	2	38
Raise	5	50	0	-	5	50
Wick / Soft Peeling	0	-	0	-	0	-
Freeze	0	-	0	-	0	-
Take-out	7	43	0	-	7	43
Hit and Roll	0	-	0	-	0	-
Clearing	1	25	0	-	1	25
Double Take-out	0	-	0	-	0	-
Promotion Take-out	0	-	0	-	0	-
not considered	1	-	0	-	1	-
All Draws	64	64	37	52	101	60
All Take-outs	8	41	0	-	8	41
Total	72	61	37	52	109	58

DICKSON Ken

Type	Alternate		Right-handed		Total	
	In-turn	%	Out-turn	%	Total	%
Draw	1	25	0	-	1	25
Front	0	-	0	-	0	-
Guard	0	-	0	-	0	-
Raise	0	-	0	-	0	-
Wick / Soft Peeling	0	-	0	-	0	-
Freeze	0	-	0	-	0	-
Take-out	0	-	1	50	1	50
Hit and Roll	0	-	0	-	0	-
Clearing	0	-	0	-	0	-
Double Take-out	0	-	0	-	0	-
Promotion Take-out	0	-	0	-	0	-
not considered	0	-	0	-	0	-
All Draws	1	25	0	-	1	25
All Take-outs	0	-	1	50	1	50
Total	1	25	1	50	2	38

Team Great Britain

Type	In-turn	%	Out-turn	%	Total	%
Draw	113	53	76	54	189	53
Front	16	78	18	51	34	64
Guard	35	59	30	80	65	68
Raise	31	45	8	66	39	49
Wick / Soft Peeling	0	-	0	-	0	-
Freeze	0	-	0	-	0	-
Take-out	59	48	33	70	92	56
Hit and Roll	0	-	0	-	0	-
Clearing	10	58	3	33	13	52
Double Take-out	0	-	0	-	0	-
Promotion Take-out	0	-	0	-	0	-
not considered	2	-	2	-	4	-
All Draws	195	55	132	60	327	57
All Take-outs	69	50	36	67	105	55
Total	264	53	168	62	432	57



CUMULATIVE PLAYER STATISTICS BY TEAM STATISTIQUES CUMULÉES DES JOUEURS PAR ÉQUIPE

PINEROLO PALAGHIACCIO AS OF SAT 18 MAR 2006 / EN DATE DU SAM 18 MAR 2006

CAN - Canada

Type	In-turn		Skip		Right-handed	
	In-turn	%	Out-turn	%	Total	%
Draw	22	48	11	50	33	48
Front	0	-	0	-	0	-
Guard	10	75	4	38	14	64
Raise	7	54	8	69	15	62
Wick / Soft Peeling	0	-	0	-	0	-
Freeze	0	-	0	-	0	-
Take-out	17	65	24	56	41	60
Hit and Roll	0	-	0	-	0	-
Clearing	1	100	1	50	2	75
Double Take-out	0	-	0	-	0	-
Promotion Take-out	0	-	0	-	0	-
not considered	1	-	2	-	3	-
All Draws	39	56	23	54	62	55
All Take-outs	18	67	25	56	43	60
Total	57	59	48	55	105	57

Type	In-turn		Third		Right-handed	
	In-turn	%	Out-turn	%	Total	%
Draw	12	48	13	40	25	44
Front	1	100	0	-	1	100
Guard	10	60	8	75	18	67
Raise	6	50	2	100	8	63
Wick / Soft Peeling	0	-	0	-	0	-
Freeze	0	-	0	-	0	-
Take-out	25	42	14	59	39	48
Hit and Roll	0	-	0	-	0	-
Clearing	11	48	5	70	16	55
Double Take-out	0	-	0	-	0	-
Promotion Take-out	0	-	0	-	0	-
not considered	1	-	2	-	3	-
All Draws	29	54	23	58	52	56
All Take-outs	36	44	19	62	55	50
Total	65	48	42	60	107	53

Type	In-turn		Second		Left-handed	
	In-turn	%	Out-turn	%	Total	%
Draw	13	52	17	51	30	52
Front	0	-	4	75	4	75
Guard	3	58	2	63	5	60
Raise	3	33	3	42	6	38
Wick / Soft Peeling	0	-	0	-	0	-
Freeze	0	-	0	-	0	-
Take-out	17	41	23	45	40	43
Hit and Roll	0	-	0	-	0	-
Clearing	8	63	14	64	22	64
Double Take-out	0	-	0	-	0	-
Promotion Take-out	0	-	0	-	0	-
not considered	0	-	3	-	3	-
All Draws	19	50	26	55	45	53
All Take-outs	25	48	37	52	62	50
Total	44	49	63	53	107	51

Type	In-turn		Lead		Right-handed	
	In-turn	%	Out-turn	%	Total	%
Draw	36	63	10	53	46	60
Front	19	88	3	75	22	86
Guard	1	50	2	50	3	50
Raise	4	50	1	50	5	50
Wick / Soft Peeling	0	-	0	-	0	-
Freeze	0	-	0	-	0	-
Take-out	17	59	7	32	24	51
Hit and Roll	0	-	0	-	0	-
Clearing	1	100	0	-	1	100
Double Take-out	0	-	0	-	0	-
Promotion Take-out	0	-	0	-	0	-
not considered	2	-	7	-	9	-
All Draws	60	70	16	56	76	67
All Take-outs	18	61	7	32	25	53
Total	78	68	23	49	101	63

Type	In-turn		Alternate		Right-handed	
	In-turn	%	Out-turn	%	Total	%
Draw	0	-	0	-	0	-
Front	0	-	0	-	0	-
Guard	0	-	0	-	0	-
Raise	0	-	0	-	0	-
Wick / Soft Peeling	0	-	0	-	0	-
Freeze	0	-	0	-	0	-
Take-out	0	-	0	-	0	-
Hit and Roll	0	-	0	-	0	-
Clearing	0	-	0	-	0	-
Double Take-out	0	-	0	-	0	-
Promotion Take-out	0	-	0	-	0	-
not considered	0	-	0	-	0	-
All Draws	0	-	0	-	0	-
All Take-outs	0	-	0	-	0	-
Total	0	-	0	-	0	-

Type	In-turn		Team Canada		Total	
	In-turn	%	Out-turn	%	Total	%
Draw	83	55	51	49	134	52
Front	20	89	7	75	27	85
Guard	24	66	16	61	40	64
Raise	20	49	14	66	34	56
Wick / Soft Peeling	0	-	0	-	0	-
Freeze	0	-	0	-	0	-
Take-out	76	51	68	50	144	51
Hit and Roll	0	-	0	-	0	-
Clearing	21	58	20	65	41	62
Double Take-out	0	-	0	-	0	-
Promotion Take-out	0	-	0	-	0	-
not considered	4	-	14	-	18	-
All Draws	147	60	88	56	235	59
All Take-outs	97	52	88	54	185	53
Total	244	57	176	55	420	56



SCORING ANALYSIS / ANALYSE DES POINTS MARQUÉS

PINEROLO PALAGHIACCIO AS OF SAT 18 MAR 2006 / EN DATE DU SAM 18 MAR 2006

Team	Games		Stolen Ends	Points Scored						Total
				0	1	2	3	4	>4	
CAN - Canada	9	For	15	0	22	6	4	1	0	50
		Against	7	2	9	6	4	1	0	37
DEN - Denmark	8	For	14	0	14	8	1	1	0	37
		Against	11	0	15	6	2	0	1	38
GBR - Great Britain	9	For	16	0	19	6	5	0	1	51
		Against	8	0	14	6	2	2	0	40
ITA - Italy	7	For	10	0	13	6	1	0	0	28
		Against	12	0	11	6	3	0	2	43
NOR - Norway	10	For	10	0	10	14	4	1	0	54
		Against	13	0	16	7	7	1	0	55
SUI - Switzerland	7	For	9	1	12	4	1	1	1	33
		Against	13	0	14	6	2	0	0	32
SWE - Sweden	9	For	17	0	13	11	3	0	1	49
		Against	14	0	12	12	1	1	0	43
USA - United States of America	7	For	4	1	5	5	2	1	0	25
		Against	17	0	17	11	0	0	0	39
Total	33		95	2	108	60	21	5	3	327

NOTE

Stolen ends are the ends won without the last stone advantage

LEGEND

>4 More than four points scored



SUMMARY OF BIG ENDS
RÉSUMÉ DES MANCHES AVEC UN HAUT POINTAGE

PINEROLO PALAGHIACCIO AS OF SAT 18 MAR 2006 / EN DATE DU SAM 18 MAR 2006

Points Scored	By	Against	Session	End	Game Score
6	SUI - Switzerland	ITA - Italy	4	1	14 : 0
5	GBR - Great Britain	ITA - Italy	5	3	8 : 5
5	SWE - Sweden	DEN - Denmark	7	4	10 : 2
4	CAN - Canada	GBR - Great Britain	6	2	7 : 6
4	DEN - Denmark	NOR - Norway	5	3	7 : 3
4	NOR - Norway	GBR - Great Britain	3	2	7 : 6
4	SUI - Switzerland	SWE - Sweden	5	6	6 : 5
4	USA - United States of America	CAN - Canada	5	4	5 : 4

NOTE

Big ends are defined as ends with a score of four or more points.

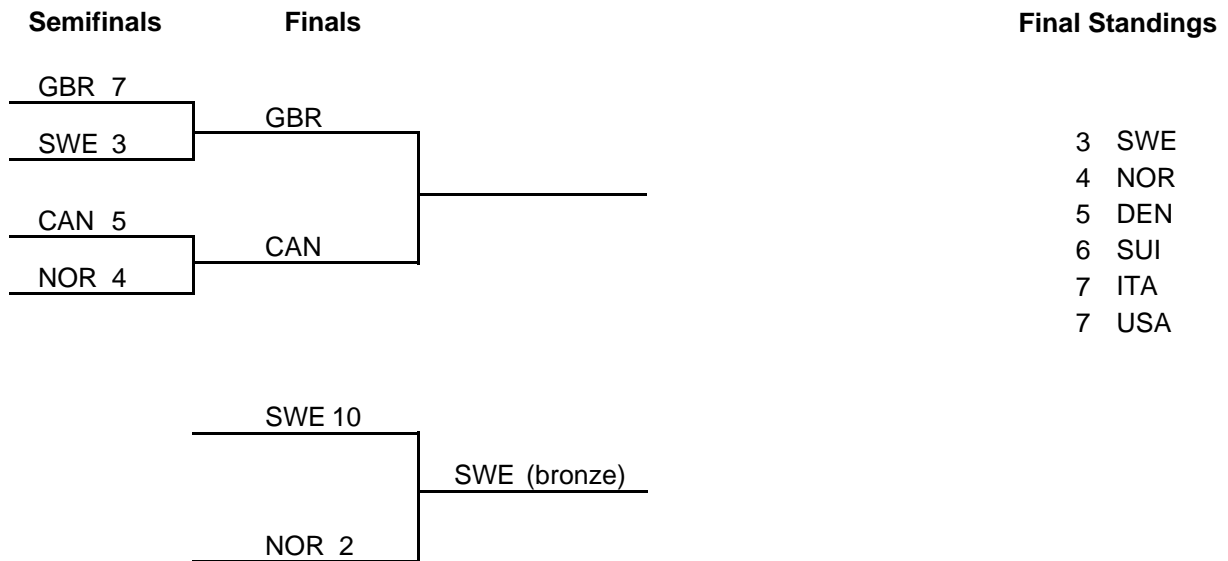


SESSION RESULTS / RÉSULTATS DE LA SESSION

PINEROLO PALAGHIACCIO FRI 17 MAR 2006 / VEN 17 MAR 2006 START TIME / DEBUT 16:00

Sheet	Round	Team	LSFE	1	2	3	4	5	6	Extra Ends					Total
C	9	SWE - Sweden	*	2	3	0	0	2	3						10
	10	NOR - Norway		0	0	1	1	0	0						2

Championship Bracket



LEGEND
LSFE (*) Last stone first end



GAME RESULTS / RÉSULTATS DE LA PARTIE

PINEROLO PALAGHIACCIO FRI 17 MAR 2006 / VEN 17 MAR 2006 START TIME / DEBUT 16:00

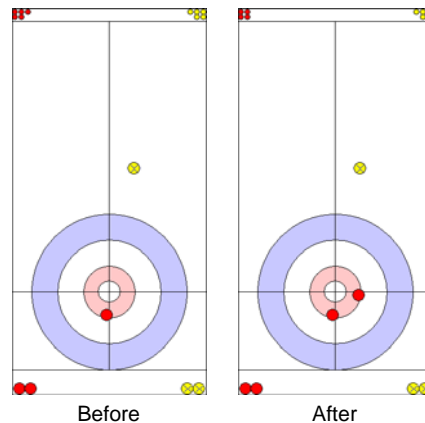
Sheet	Round	Team	LSFE	1	2	3	4	5	6	Extra Ends	Total
C	9	SWE - Sweden	*	2	3	0	0	2	3		10
	10	NOR - Norway		0	0	1	1	0	0		2

SWE - Sweden	Bronze	All
4 S JUNGNELL Jalle	64 %	43 %
3 IKONEN Glenn	67 %	46 %
2 SJOEBERG Bernt	58 %	48 %
1 WILHELM Anette	58 %	53 %
A JOHANSSON Rolf	- %	50 %
Team Total	62 %	48 %

NOR - Norway	Bronze	All
4 LORENTSEN Rune	40 %	46 %
3 SKOGSTAD Geir Arne	23 %	49 %
2 S JOHANSEN Paul Aksel	56 %	52 %
1 TYSTAD Lene	54 %	54 %
A FISSUM Trine	- %	45 %
Team Total	44 %	50 %

Most Important Shot:

SJOEBERG B, the second player for Sweden, made a beautiful Draw around a corner Guard to set up an end in which Sweden stole three stones to take a substantial 5-0 lead after two ends.



End: 2
Team: SWE - Sweden
Player: SJOEBERG B
Stone: Second, 2nd stone
Task: Draw
Handle: Out-turn
Points: 75%

● : SWE - Sweden
● : NOR - Norway

NOTE

Team position and functions are attached to each team member's name as follows:
4 = Fourth, 3 = Third, 2 = Second, 1 = Lead, A = Alternate, S = Skip

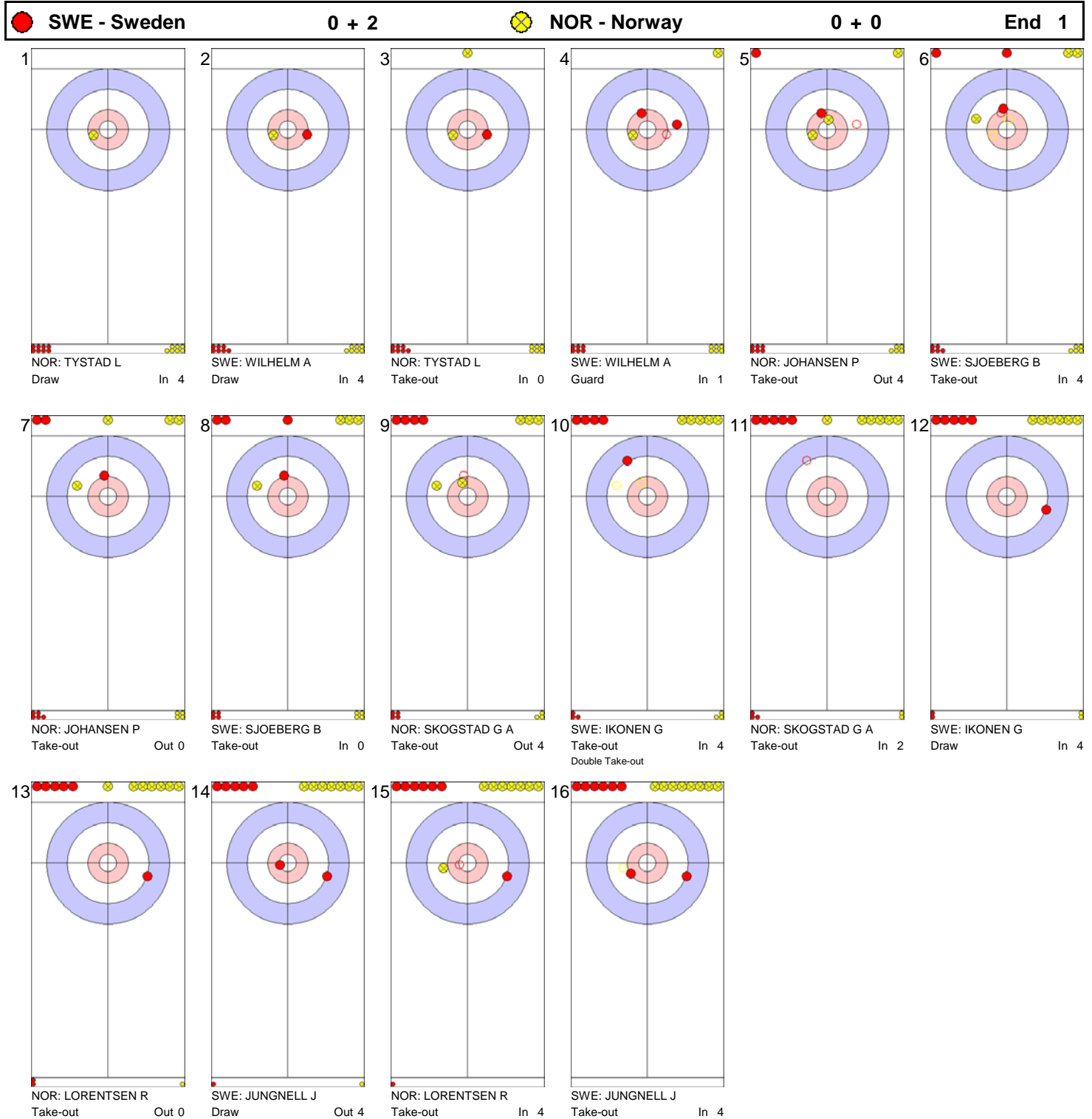
LEGEND

LSFE (*) Last stone first end



GAME - SHOT BY SHOT / DÉROULEMENT DE LA PARTIE

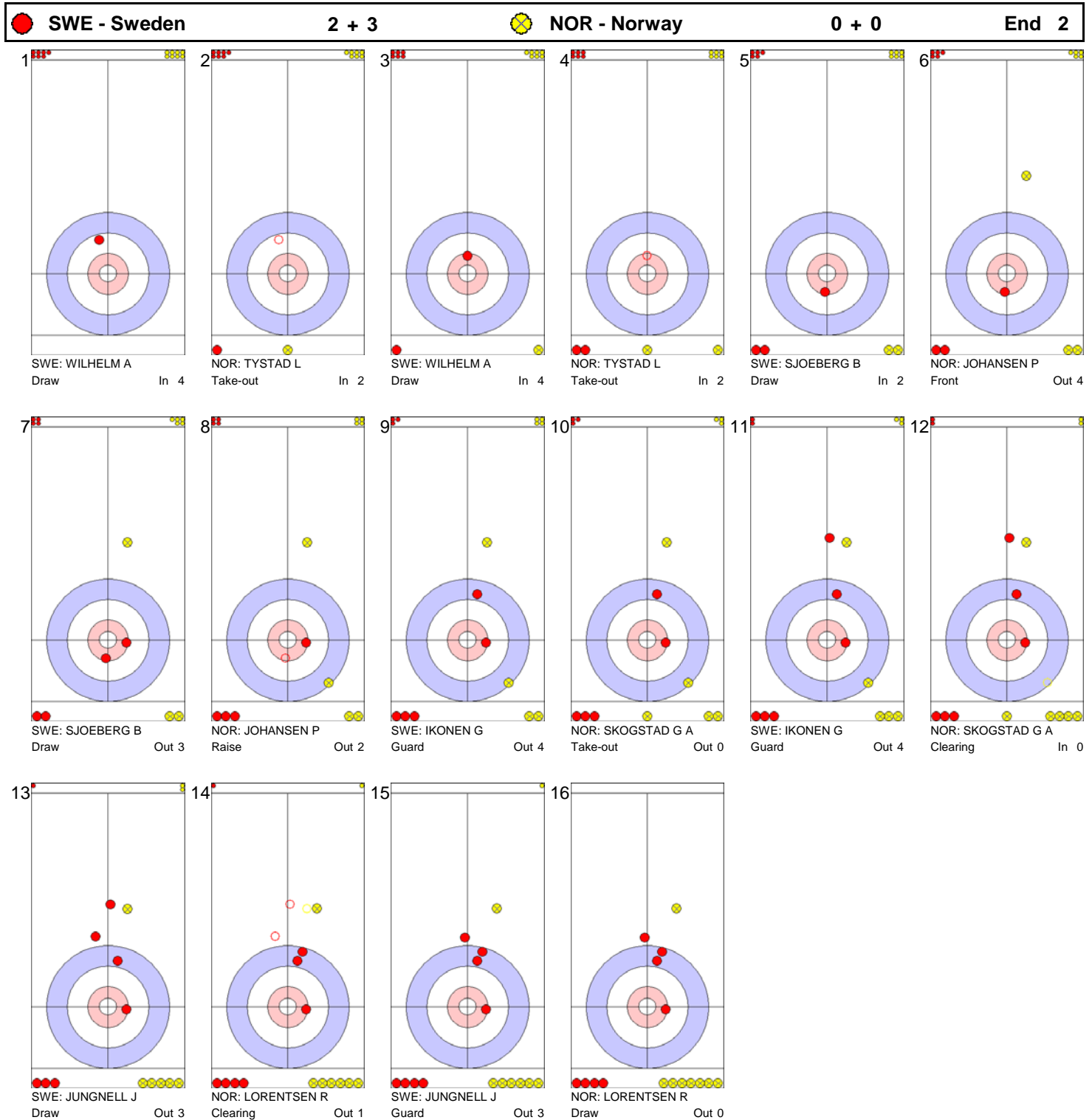
PINEROLO PALAGHIACCIO FRI 17 MAR 2006 / VEN 17 MAR 2006 START TIME / DEBUT 16:00





GAME - SHOT BY SHOT / DÉROULEMENT DE LA PARTIE

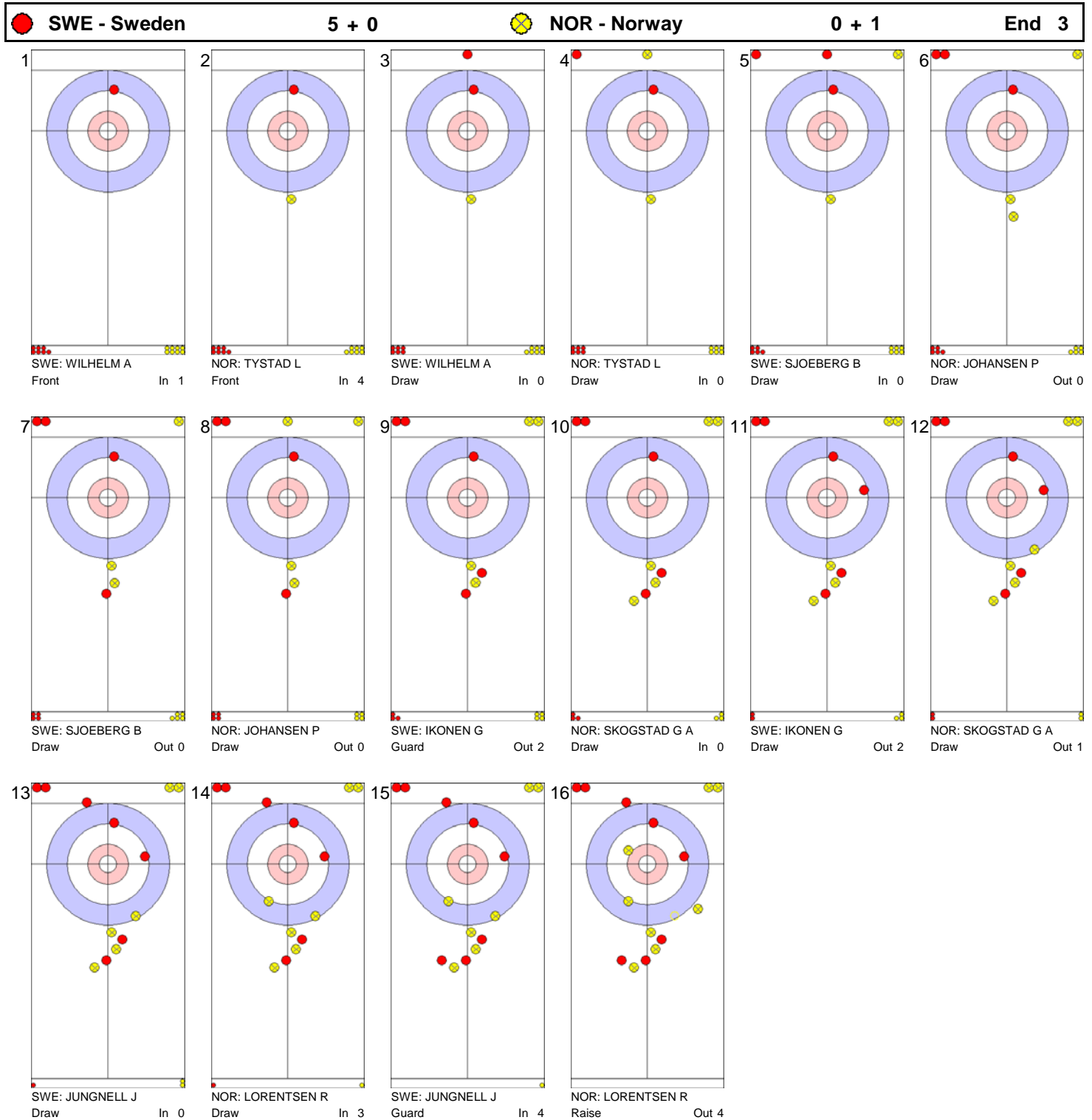
PINEROLO PALAGHIACCIO FRI 17 MAR 2006 / VEN 17 MAR 2006 START TIME / DEBUT 16:00





GAME - SHOT BY SHOT / DÉROULEMENT DE LA PARTIE

PINEROLO PALAGHIACCIO FRI 17 MAR 2006 / VEN 17 MAR 2006 START TIME / DEBUT 16:00





GAME - SHOT BY SHOT / DÉROULEMENT DE LA PARTIE

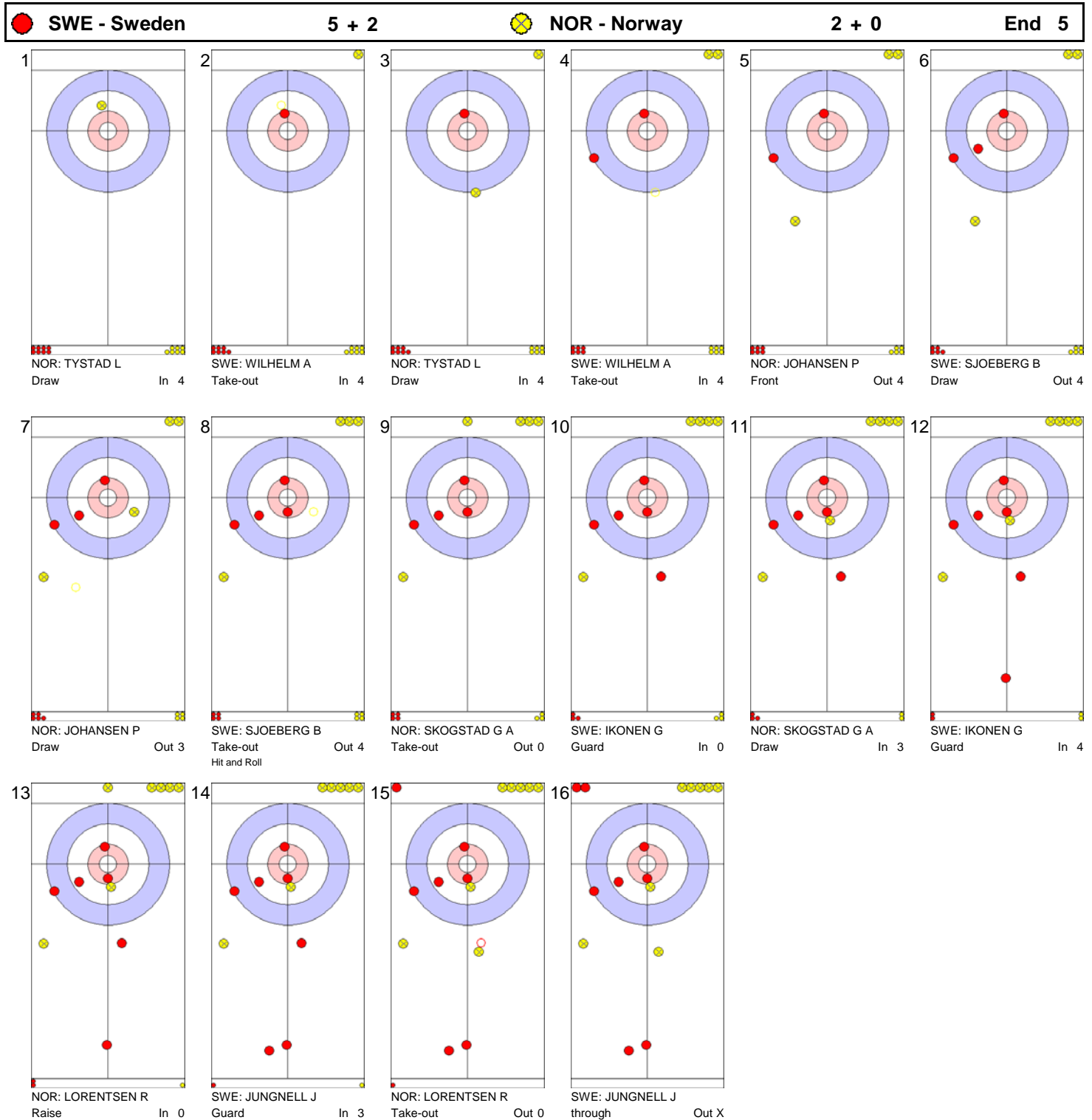
PINEROLO PALAGHIACCIO FRI 17 MAR 2006 / VEN 17 MAR 2006 START TIME / DEBUT 16:00





GAME - SHOT BY SHOT / DÉROULEMENT DE LA PARTIE

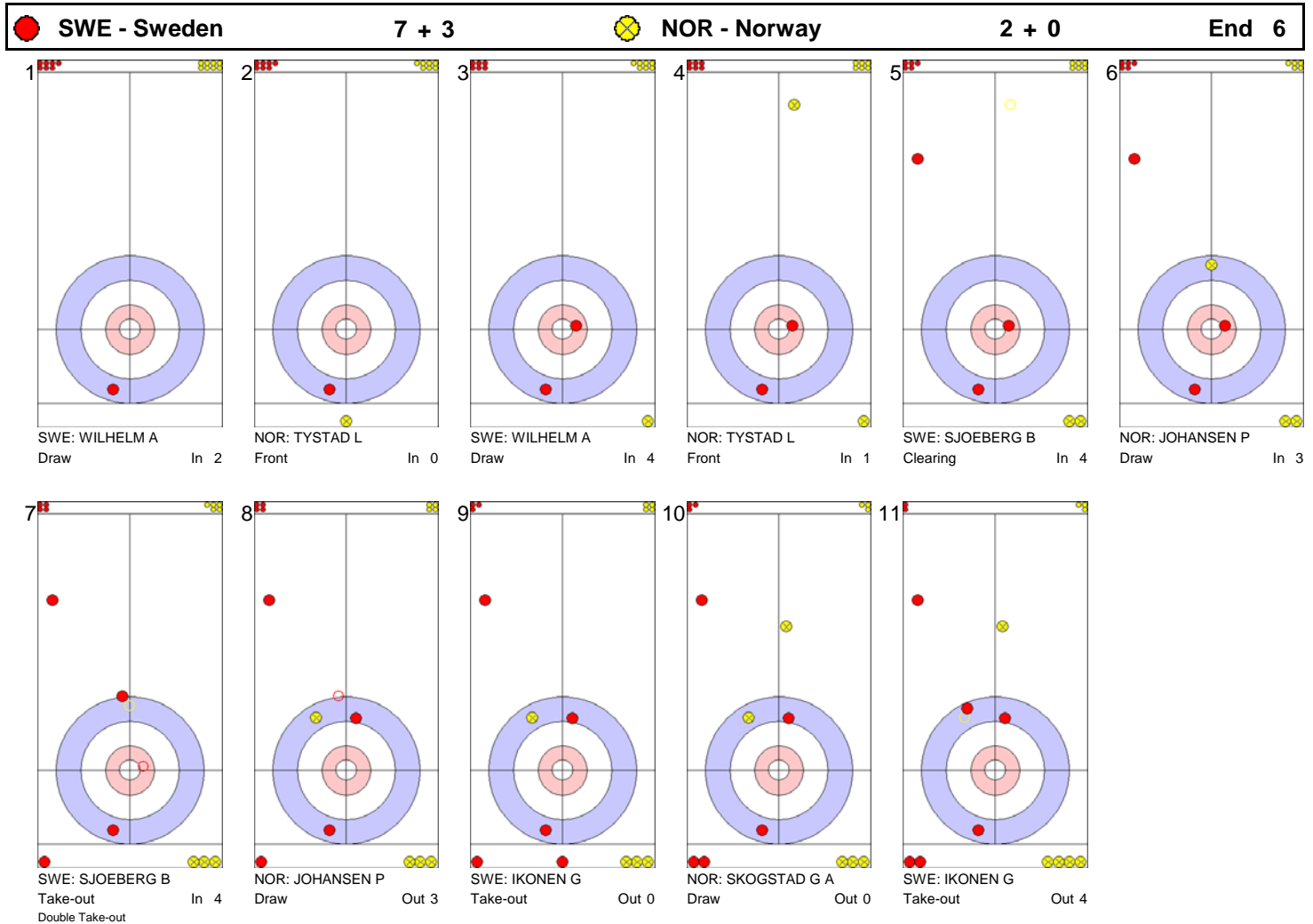
PINEROLO PALAGHIACCIO FRI 17 MAR 2006 / VEN 17 MAR 2006 START TIME / DEBUT 16:00





GAME - SHOT BY SHOT / DÉROULEMENT DE LA PARTIE

PINEROLO PALAGHIACCIO FRI 17 MAR 2006 / VEN 17 MAR 2006 START TIME / DEBUT 16:00





CUMULATIVE PLAYER STATISTICS BY TEAM

STATISTIQUES CUMULÉES DES JOUEURS PAR ÉQUIPE

PINEROLO PALAGHIACCIO AS OF FRI 17 MAR 2006 / EN DATE DU VEN 17 MAR 2006

SWE - Sweden

Type	In-turn		Skip		Right-handed	
	In-turn	%	Out-turn	%	Total	%
Draw	18	15	18	38	36	26
Front	0	-	0	-	0	-
Guard	10	95	11	66	21	80
Raise	6	17	2	0	8	13
Wick / Soft Peeling	0	-	0	-	0	-
Freeze	0	-	0	-	0	-
Take-out	21	55	9	22	30	45
Hit and Roll	0	-	0	-	0	-
Clearing	1	50	2	25	3	33
Double Take-out	0	-	0	-	0	-
Promotion Take-out	0	-	0	-	0	-
not considered	0	-	1	-	1	-
All Draws	34	39	31	45	65	42
All Take-outs	22	55	11	23	33	44
Total	56	45	42	39	98	43

Type	In-turn		Third		Right-handed	
	In-turn	%	Out-turn	%	Total	%
Draw	19	30	14	32	33	31
Front	0	-	0	-	0	-
Guard	11	59	7	68	18	63
Raise	0	-	2	63	2	63
Wick / Soft Peeling	0	-	0	-	0	-
Freeze	0	-	0	-	0	-
Take-out	11	64	12	46	23	54
Hit and Roll	0	-	0	-	0	-
Clearing	4	56	2	0	6	38
Double Take-out	0	-	0	-	0	-
Promotion Take-out	0	-	0	-	0	-
not considered	0	-	0	-	0	-
All Draws	30	41	23	46	53	43
All Take-outs	15	62	14	39	29	51
Total	45	48	37	43	82	46

Type	In-turn		Second		Right-handed	
	In-turn	%	Out-turn	%	Total	%
Draw	14	36	14	41	28	38
Front	0	-	1	50	1	50
Guard	2	100	2	88	4	94
Raise	1	100	0	-	1	100
Wick / Soft Peeling	0	-	0	-	0	-
Freeze	0	-	0	-	0	-
Take-out	9	67	4	25	13	54
Hit and Roll	0	-	0	-	0	-
Clearing	1	100	0	-	1	100
Double Take-out	0	-	0	-	0	-
Promotion Take-out	0	-	0	-	0	-
not considered	0	-	0	-	0	-
All Draws	17	47	17	47	34	47
All Take-outs	10	70	4	25	14	57
Total	27	56	21	43	48	50

Type	In-turn		Lead		Right-handed	
	In-turn	%	Out-turn	%	Total	%
Draw	60	53	9	31	69	50
Front	12	71	1	75	13	71
Guard	5	60	0	-	5	60
Raise	0	-	0	-	0	-
Wick / Soft Peeling	0	-	0	-	0	-
Freeze	0	-	0	-	0	-
Take-out	17	51	2	50	19	51
Hit and Roll	0	-	0	-	0	-
Clearing	0	-	1	75	1	75
Double Take-out	0	-	0	-	0	-
Promotion Take-out	0	-	0	-	0	-
not considered	1	-	0	-	1	-
All Draws	77	56	10	35	87	53
All Take-outs	17	51	3	58	20	53
Total	94	55	13	40	107	53

Type	In-turn		Alternate		Right-handed	
	In-turn	%	Out-turn	%	Total	%
Draw	17	34	18	38	35	36
Front	0	-	1	100	1	100
Guard	8	53	5	50	13	52
Raise	3	67	4	38	7	50
Wick / Soft Peeling	0	-	0	-	0	-
Freeze	0	-	0	-	0	-
Take-out	18	68	4	38	22	63
Hit and Roll	0	-	0	-	0	-
Clearing	5	55	0	-	5	55
Double Take-out	0	-	0	-	0	-
Promotion Take-out	0	-	0	-	0	-
not considered	0	-	0	-	0	-
All Draws	28	43	28	42	56	42
All Take-outs	23	65	4	38	27	61
Total	51	53	32	41	83	48

Type	In-turn		Team Sweden		Total	
	In-turn	%	Out-turn	%	Total	%
Draw	128	40	73	36	201	38
Front	12	71	3	75	15	72
Guard	36	70	25	65	61	68
Raise	10	40	8	34	18	38
Wick / Soft Peeling	0	-	0	-	0	-
Freeze	0	-	0	-	0	-
Take-out	76	60	31	35	107	53
Hit and Roll	0	-	0	-	0	-
Clearing	11	59	5	25	16	48
Double Take-out	0	-	0	-	0	-
Promotion Take-out	0	-	0	-	0	-
not considered	1	-	1	-	2	-
All Draws	186	48	109	44	295	46
All Take-outs	87	60	36	34	123	52
Total	273	51	145	41	418	48



CUMULATIVE PLAYER STATISTICS BY TEAM

STATISTIQUES CUMULÉES DES JOUEURS PAR ÉQUIPE

PINEROLO PALAGHIACCIO AS OF FRI 17 MAR 2006 / EN DATE DU VEN 17 MAR 2006

NOR - Norway

SKOGSTAD Geir Arne		Fourth		Right-handed		
Type	In-turn	%	Out-turn	%	Total	%
Draw	20	31	25	41	45	37
Front	0	-	0	-	0	-
Guard	10	65	7	39	17	54
Raise	4	69	5	80	9	75
Wick / Soft Peeling	0	-	1	75	1	75
Freeze	0	-	0	-	0	-
Take-out	14	66	23	45	37	53
Hit and Roll	0	-	0	-	0	-
Clearing	9	53	1	100	10	58
Double Take-out	0	-	0	-	0	-
Promotion Take-out	0	-	0	-	0	-
not considered	0	-	0	-	0	-
All Draws	34	46	38	47	72	46
All Take-outs	23	61	24	47	47	54
Total	57	52	62	47	119	49

LORENTSEN Rune		Third		Right-handed		
Type	In-turn	%	Out-turn	%	Total	%
Draw	20	30	25	46	45	39
Front	0	-	0	-	0	-
Guard	9	50	8	53	17	51
Raise	4	81	9	22	13	40
Wick / Soft Peeling	0	-	0	-	0	-
Freeze	0	-	0	-	0	-
Take-out	13	37	22	57	35	49
Hit and Roll	0	-	0	-	0	-
Clearing	3	100	4	56	7	75
Double Take-out	0	-	0	-	0	-
Promotion Take-out	0	-	0	-	0	-
not considered	0	-	0	-	0	-
All Draws	33	42	42	42	75	42
All Take-outs	16	48	26	57	42	54
Total	49	44	68	48	117	46

JOHANSEN Paul Aksel		Skip		Left-handed		
Type	In-turn	%	Out-turn	%	Total	%
Draw	17	43	33	39	50	41
Front	1	75	3	83	4	81
Guard	8	66	8	66	16	66
Raise	3	67	4	38	7	50
Wick / Soft Peeling	0	-	0	-	0	-
Freeze	0	-	0	-	0	-
Take-out	10	58	18	47	28	51
Hit and Roll	0	-	0	-	0	-
Clearing	3	50	12	77	15	72
Double Take-out	0	-	0	-	0	-
Promotion Take-out	0	-	0	-	0	-
not considered	0	-	0	-	0	-
All Draws	29	53	48	46	77	49
All Take-outs	13	56	30	59	43	58
Total	42	54	78	51	120	52

TYSTAD Lene		Lead		Right-handed		
Type	In-turn	%	Out-turn	%	Total	%
Draw	34	61	19	29	53	50
Front	17	69	3	50	20	66
Guard	2	13	0	-	2	13
Raise	6	67	1	100	7	71
Wick / Soft Peeling	0	-	0	-	0	-
Freeze	0	-	0	-	0	-
Take-out	16	52	1	0	17	49
Hit and Roll	0	-	0	-	0	-
Clearing	0	-	0	-	0	-
Double Take-out	0	-	0	-	0	-
Promotion Take-out	0	-	0	-	0	-
not considered	1	-	2	-	3	-
All Draws	59	62	23	35	82	55
All Take-outs	16	52	1	0	17	49
Total	75	60	24	33	99	54

FISSUM Trine		Alternate		Right-handed		
Type	In-turn	%	Out-turn	%	Total	%
Draw	4	44	3	25	7	36
Front	4	75	1	100	5	80
Guard	1	75	0	-	1	75
Raise	0	-	0	-	0	-
Wick / Soft Peeling	0	-	0	-	0	-
Freeze	0	-	0	-	0	-
Take-out	2	0	1	0	3	0
Hit and Roll	0	-	0	-	0	-
Clearing	0	-	0	-	0	-
Double Take-out	0	-	0	-	0	-
Promotion Take-out	0	-	0	-	0	-
not considered	1	-	1	-	2	-
All Draws	9	61	4	44	13	56
All Take-outs	2	0	1	0	3	0
Total	11	50	5	35	16	45

Team Norway		In-turn		Out-turn		Total	
Type	In-turn	%	Out-turn	%	Total	%	
Draw	95	44	105	39	200	42	
Front	22	70	7	71	29	71	
Guard	30	58	23	53	53	56	
Raise	17	71	19	45	36	57	
Wick / Soft Peeling	0	-	1	75	1	75	
Freeze	0	-	0	-	0	-	
Take-out	55	51	65	48	120	49	
Hit and Roll	0	-	0	-	0	-	
Clearing	15	62	17	74	32	68	
Double Take-out	0	-	0	-	0	-	
Promotion Take-out	0	-	0	-	0	-	
not considered	2	-	3	-	5	-	
All Draws	164	53	155	44	319	48	
All Take-outs	70	53	82	53	152	53	
Total	234	53	237	47	471	50	

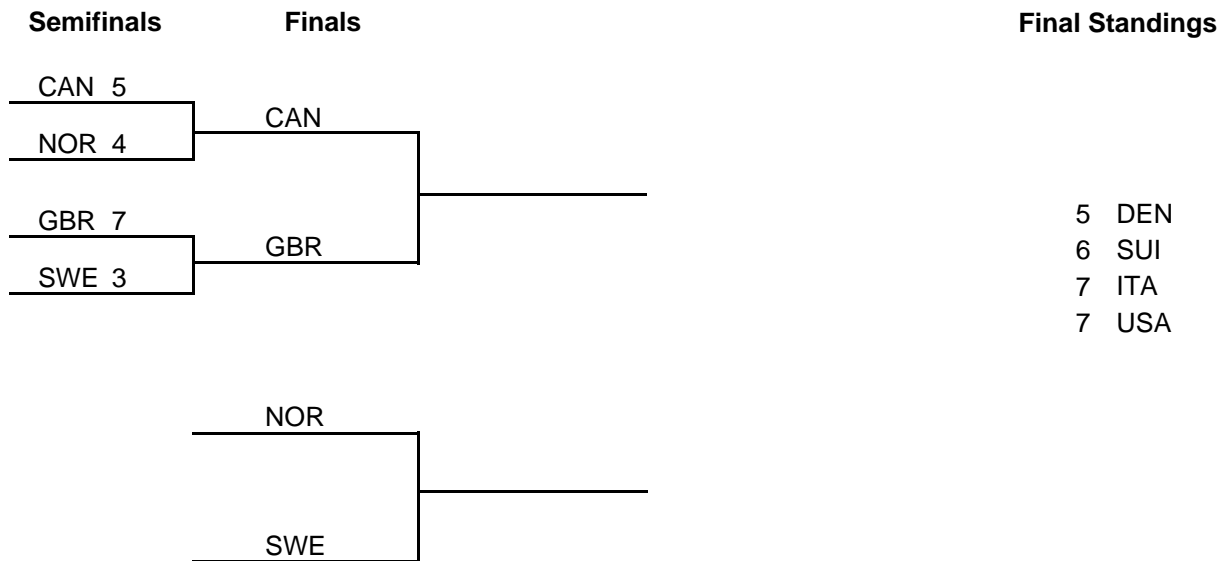


SESSION RESULTS / RÉSULTATS DE LA SESSION

PINEROLO PALAGHIACCIO FRI 17 MAR 2006 / VEN 17 MAR 2006 START TIME / DEBUT 11:00

Sheet	Round	Team	LSFE	1	2	3	4	5	6	Extra Ends	Total
B	8	CAN - Canada	*	0	1	1	0	2	1		5
	9	NOR - Norway		1	0	0	3	0	0		4
D	8	GBR - Great Britain		3	0	1	0	2	1		7
	8	SWE - Sweden	*	0	1	0	2	0	0		3

Championship Bracket



LEGEND
LSFE (*) Last stone first end


GAME RESULTS / RÉSULTATS DE LA PARTIE

PINEROLO PALAGHIACCIO FRI 17 MAR 2006 / VEN 17 MAR 2006 START TIME / DEBUT 11:00

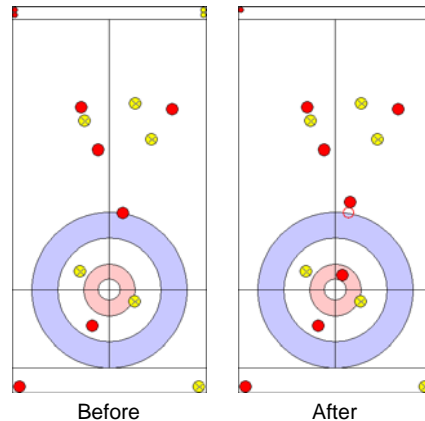
Sheet	Round	Team	LSFE	1	2	3	4	5	6	Extra Ends	Total
B	8	CAN - Canada	*	0	1	1	0	2	1		5
	9	NOR - Norway		1	0	0	3	0	0		4

CAN - Canada		Semifinal	All
4 S	DAW Chris	58 %	56 %
3	AUSTGARDEN Gerry	50 %	52 %
2	CORMACK Gary	33 %	49 %
1	GAUDET Sonja	65 %	66 %
A	BLACHFORD Karen	- %	- %
Team Total		52 %	56 %

NOR - Norway		Semifinal	All
4	LORENTSEN Rune	54 %	47 %
3	SKOGSTAD Geir Arne	48 %	52 %
2 S	JOHANSEN Paul Aksel	46 %	52 %
1	TYSTAD Lene	45 %	53 %
A	FISSUM Trine	- %	45 %
Team Total		48 %	51 %

Most Important Shot:

With his first stone in the last end, Canadian Skip DAW C played a perfect Raise on his front stone to lie shot and guarded and score one for a 5-4 win and a place in the Final against Great Britain.



End: 6
 Team: CAN - Canada
 Player: DAW C
 Stone: Fourth, 1st stone
 Task: Raise
 Handle: Out-turn
 Points: 100%

● : CAN - Canada
 ● : NOR - Norway

NOTE

Team position and functions are attached to each team member's name as follows:
4 = Fourth, **3** = Third, **2** = Second, **1** = Lead, **A** = Alternate, **S** = Skip

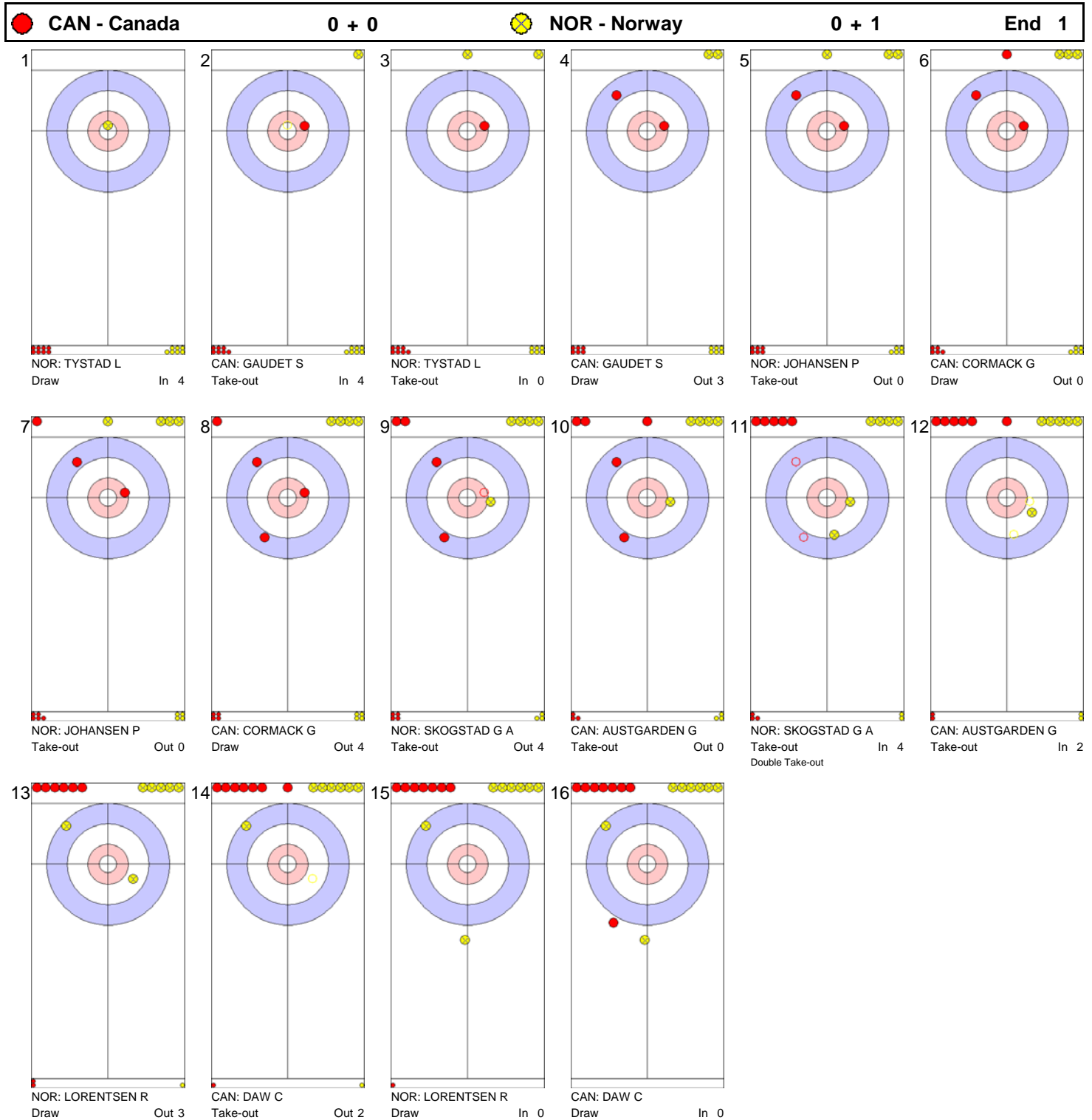
LEGEND

LSFE (*) Last stone first end



GAME - SHOT BY SHOT / DÉROULEMENT DE LA PARTIE

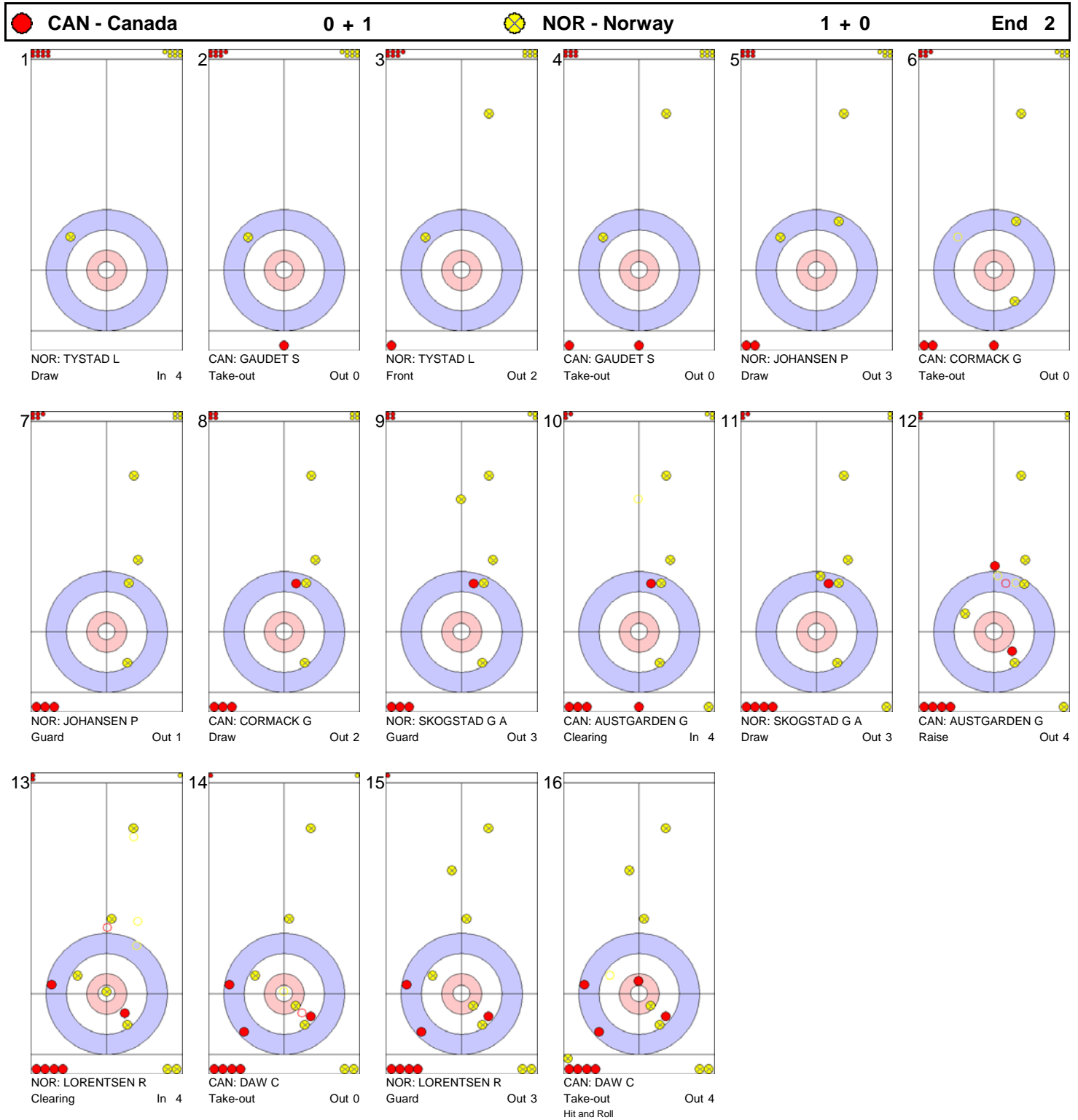
PINEROLO PALAGHIACCIO FRI 17 MAR 2006 / VEN 17 MAR 2006 START TIME / DEBUT 11:00





GAME - SHOT BY SHOT / DÉROULEMENT DE LA PARTIE

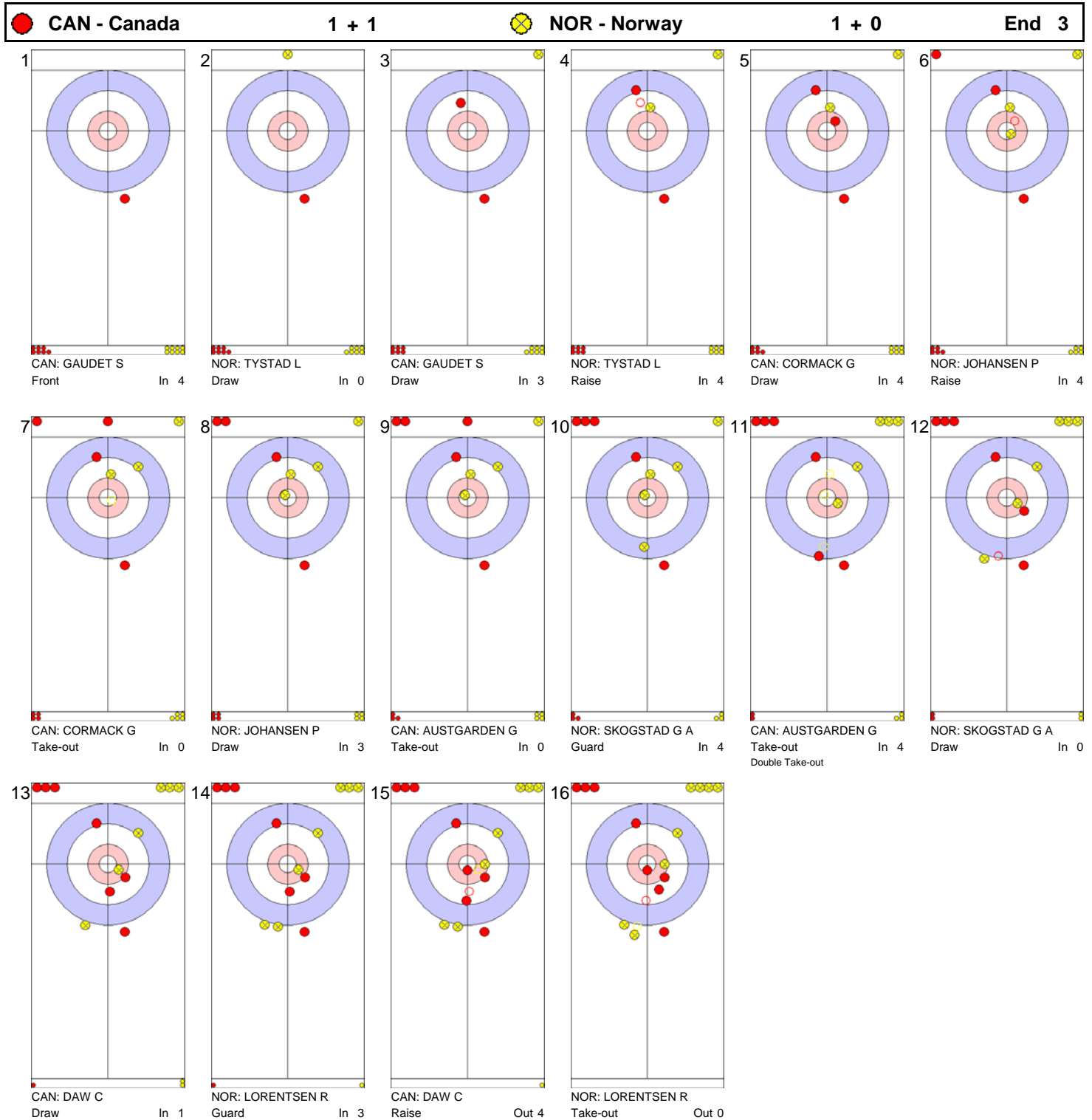
PINEROLO PALAGHIACCIO FRI 17 MAR 2006 / VEN 17 MAR 2006 START TIME / DEBUT 11:00





GAME - SHOT BY SHOT / DÉROULEMENT DE LA PARTIE

PINEROLO PALAGHIACCIO FRI 17 MAR 2006 / VEN 17 MAR 2006 START TIME / DEBUT 11:00





GAME - SHOT BY SHOT / DÉROULEMENT DE LA PARTIE

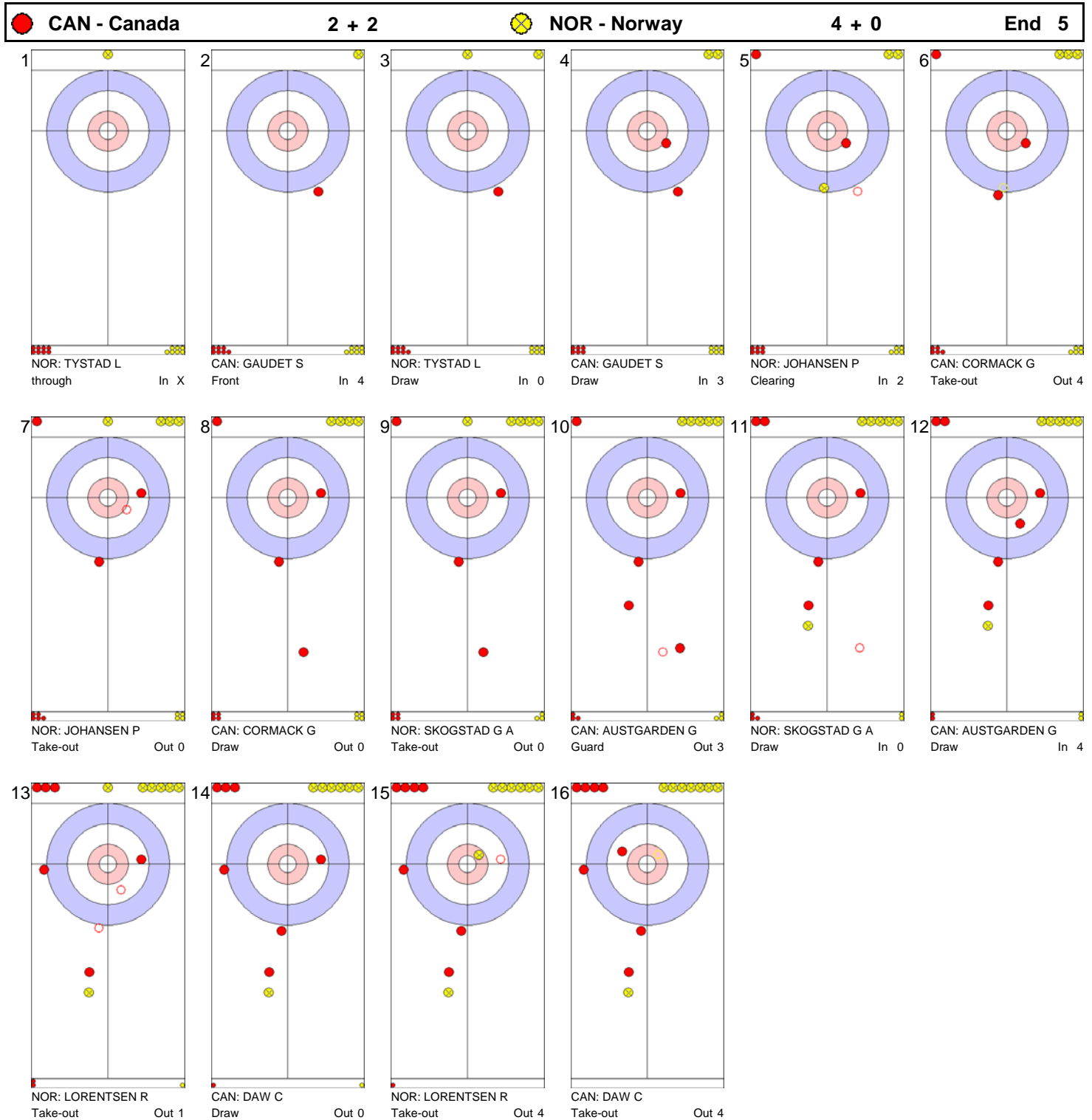
PINEROLO PALAGHIACCIO FRI 17 MAR 2006 / VEN 17 MAR 2006 START TIME / DEBUT 11:00





GAME - SHOT BY SHOT / DÉROULEMENT DE LA PARTIE

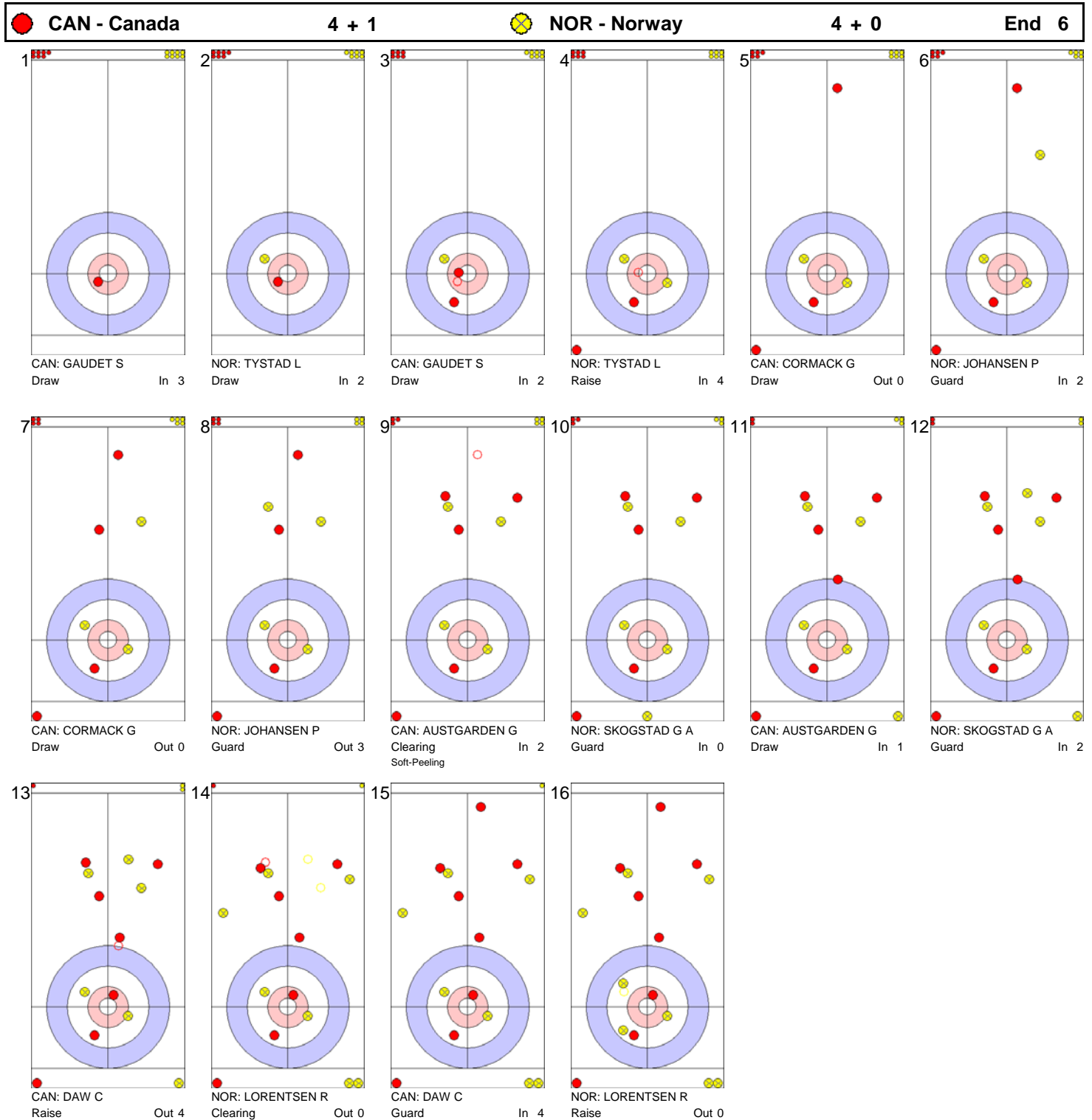
PINEROLO PALAGHIACCIO FRI 17 MAR 2006 / VEN 17 MAR 2006 START TIME / DEBUT 11:00





GAME - SHOT BY SHOT / DÉROULEMENT DE LA PARTIE

PINEROLO PALAGHIACCIO FRI 17 MAR 2006 / VEN 17 MAR 2006 START TIME / DEBUT 11:00





GAME RESULTS / RÉSULTATS DE LA PARTIE

REVISED

PINEROLO PALAGHIACCIO FRI 17 MAR 2006 / VEN 17 MAR 2006 START TIME / DEBUT 11:00

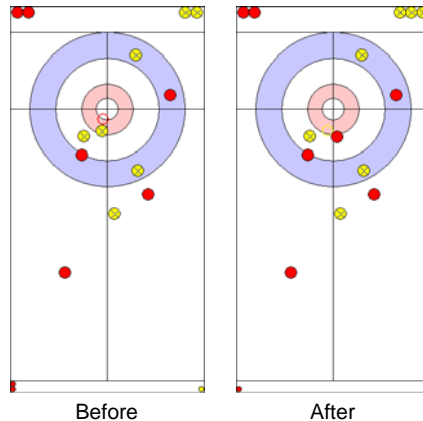
Sheet	Round	Team	LSFE	1	2	3	4	5	6	Extra Ends	Total
D	8	GBR - Great Britain		3	0	1	0	2	1		7
	8	SWE - Sweden	*	0	1	0	2	0	0		3

GBR - Great Britain		Semifinal	All
4 S	DUFFY Frank	55 %	56 %
3	McCREADIE Michael	46 %	60 %
2	KILLIN Tom	50 %	51 %
1	MALONE Angie	52 %	57 %
A	DICKSON Ken	- %	38 %
Team Total		51 %	56 %

SWE - Sweden		Semifinal	All
4 S	JUNGNELL Jalle	23 %	40 %
3	IKONEN Glenn	44 %	42 %
2	SJOEBERG Bernt	25 %	47 %
1	WILHELM Anette	48 %	53 %
A	JOHANSSON Rolf	- %	50 %
Team Total		35 %	46 %

Most Important Shot:

British Skip DUFFY F on his first stone played a perfect hit and roll behind the center guard to keep the control of the game.



End: 3
Team: GBR - Great Britain
Player: DUFFY F
Stone: Fourth, 1st stone
Task: Take-out
Handle: In-turn
Points: 100%

● : GBR - Great Britain
● : SWE - Sweden

NOTE

Team position and functions are attached to each team member's name as follows:
4 = Fourth, 3 = Third, 2 = Second, 1 = Lead, A = Alternate, S = Skip

LEGEND

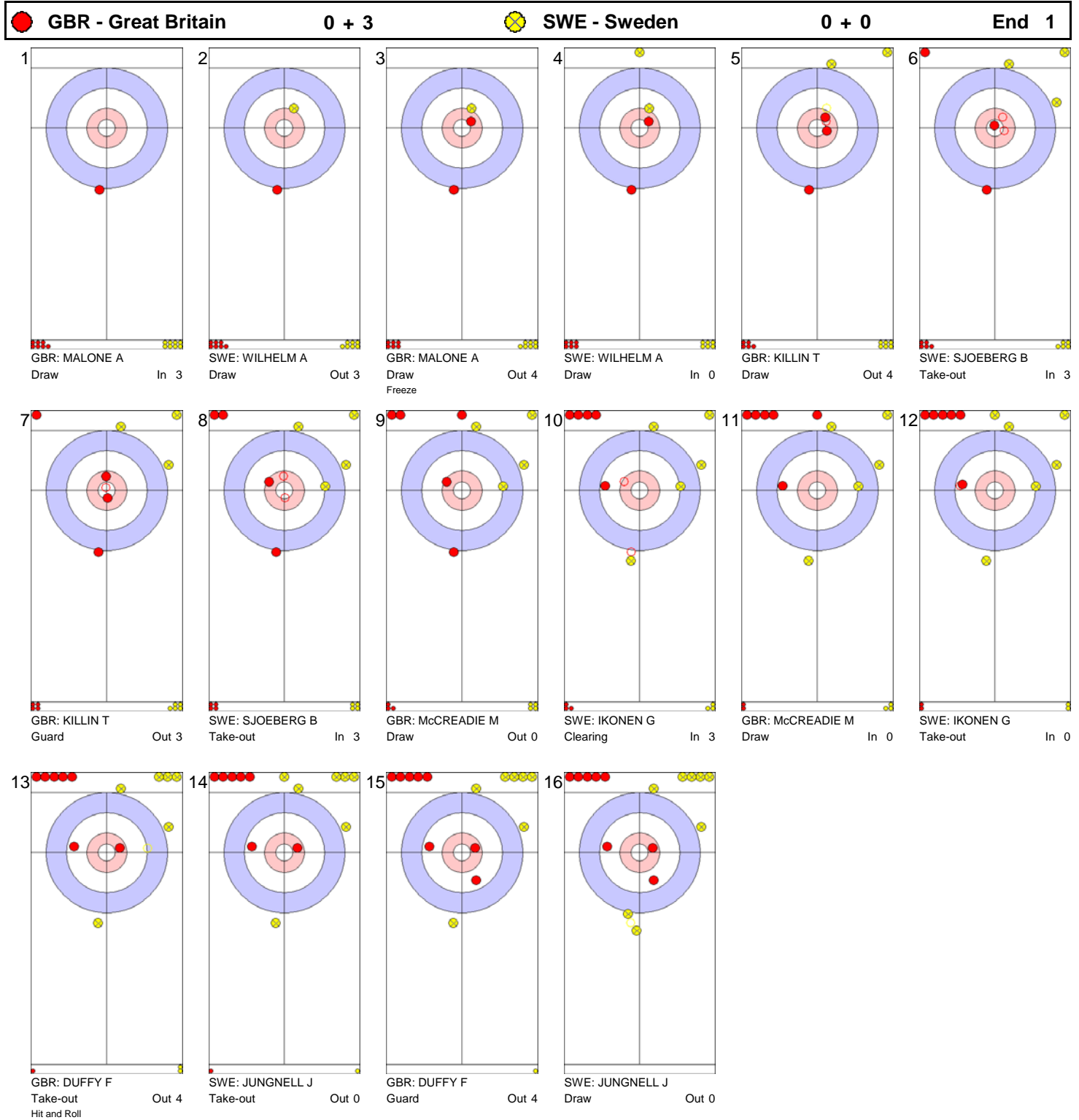
LSFE (*) Last stone first end

Statistics revised



GAME - SHOT BY SHOT / DÉROULEMENT DE LA PARTIE

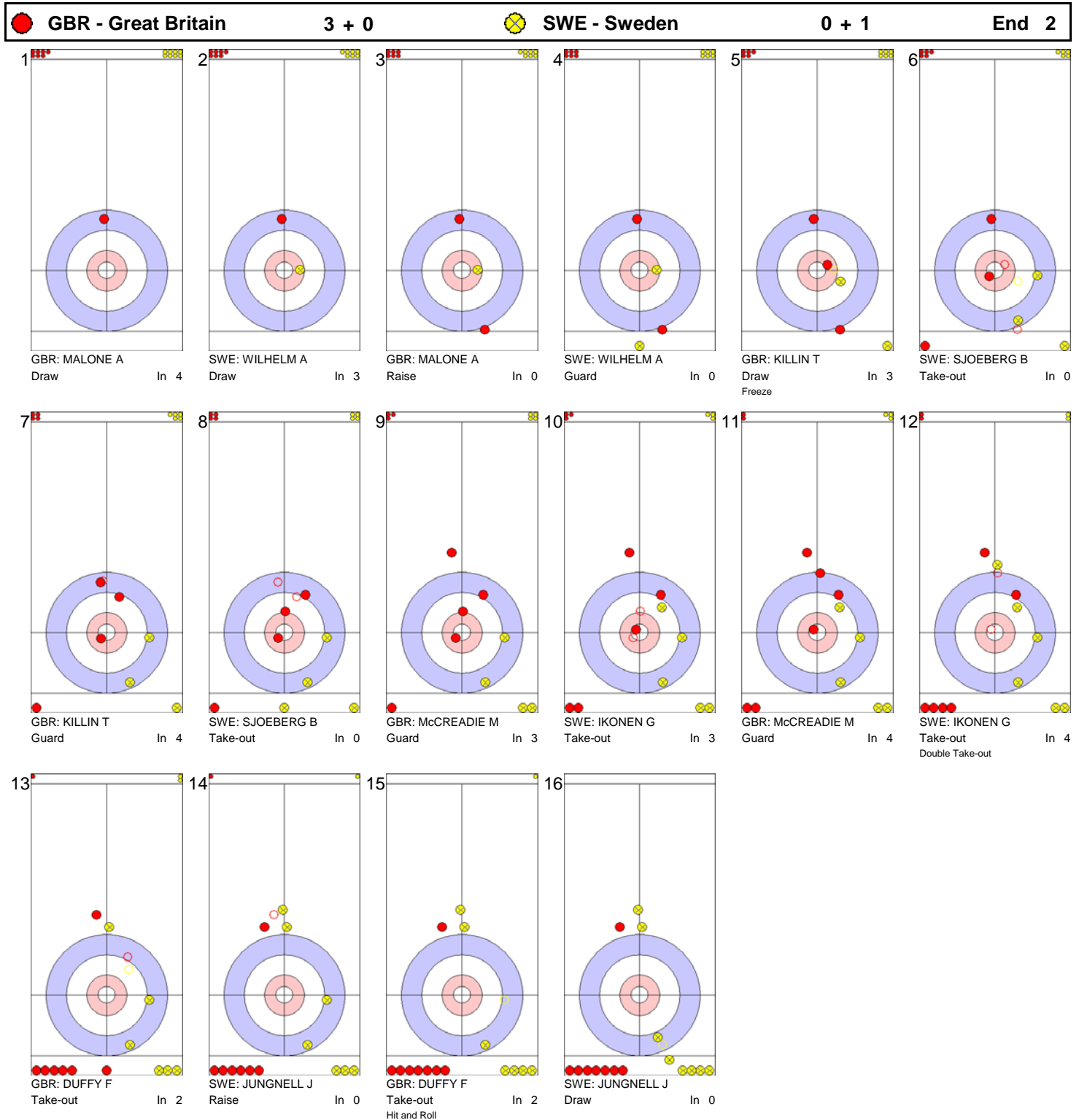
PINEROLO PALAGHIACCIO FRI 17 MAR 2006 / VEN 17 MAR 2006 START TIME / DEBUT 11:00





GAME - SHOT BY SHOT / DÉROULEMENT DE LA PARTIE

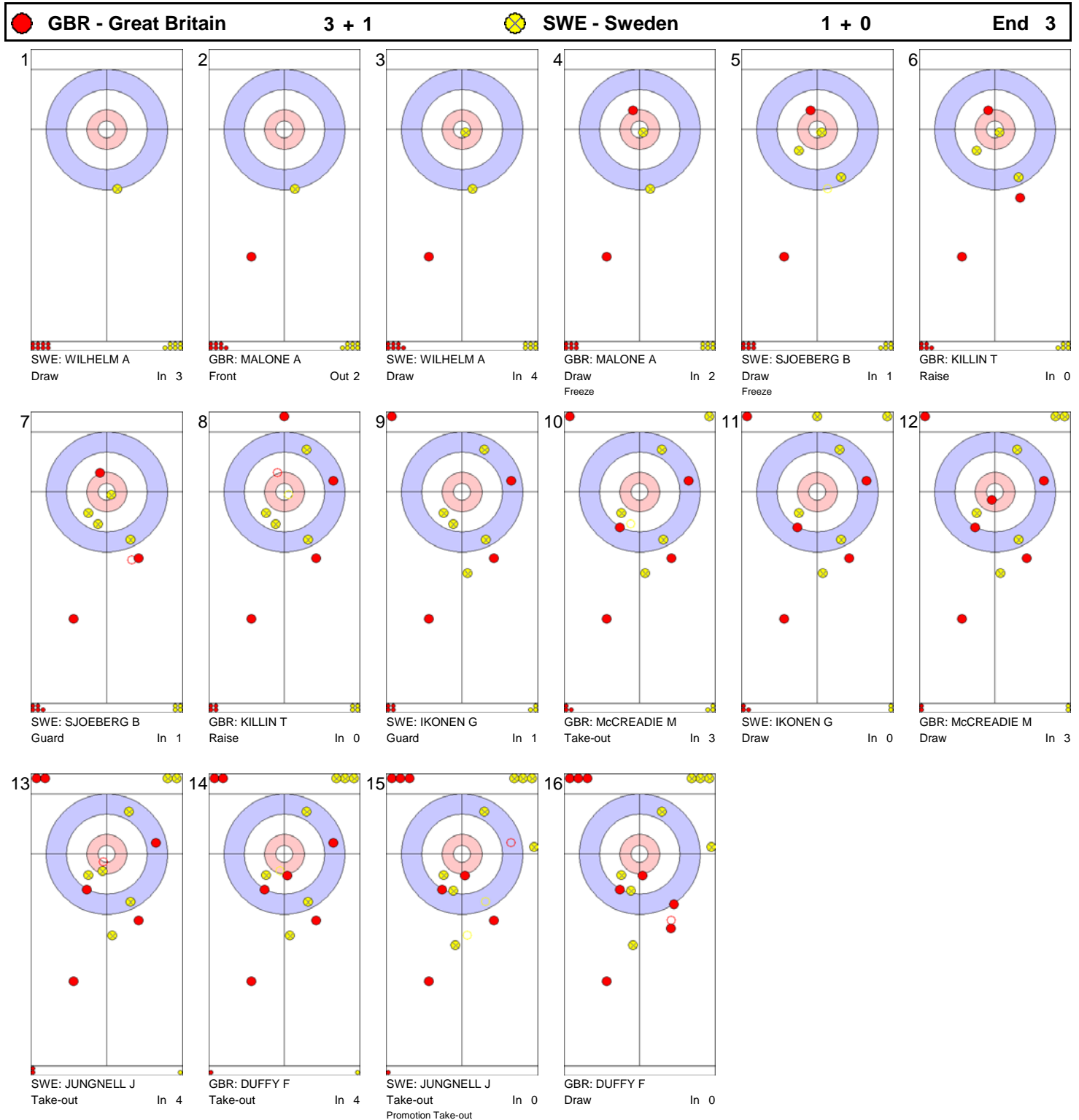
PINEROLO PALAGHIACCIO FRI 17 MAR 2006 / VEN 17 MAR 2006 START TIME / DEBUT 11:00





GAME - SHOT BY SHOT / DÉROULEMENT DE LA PARTIE

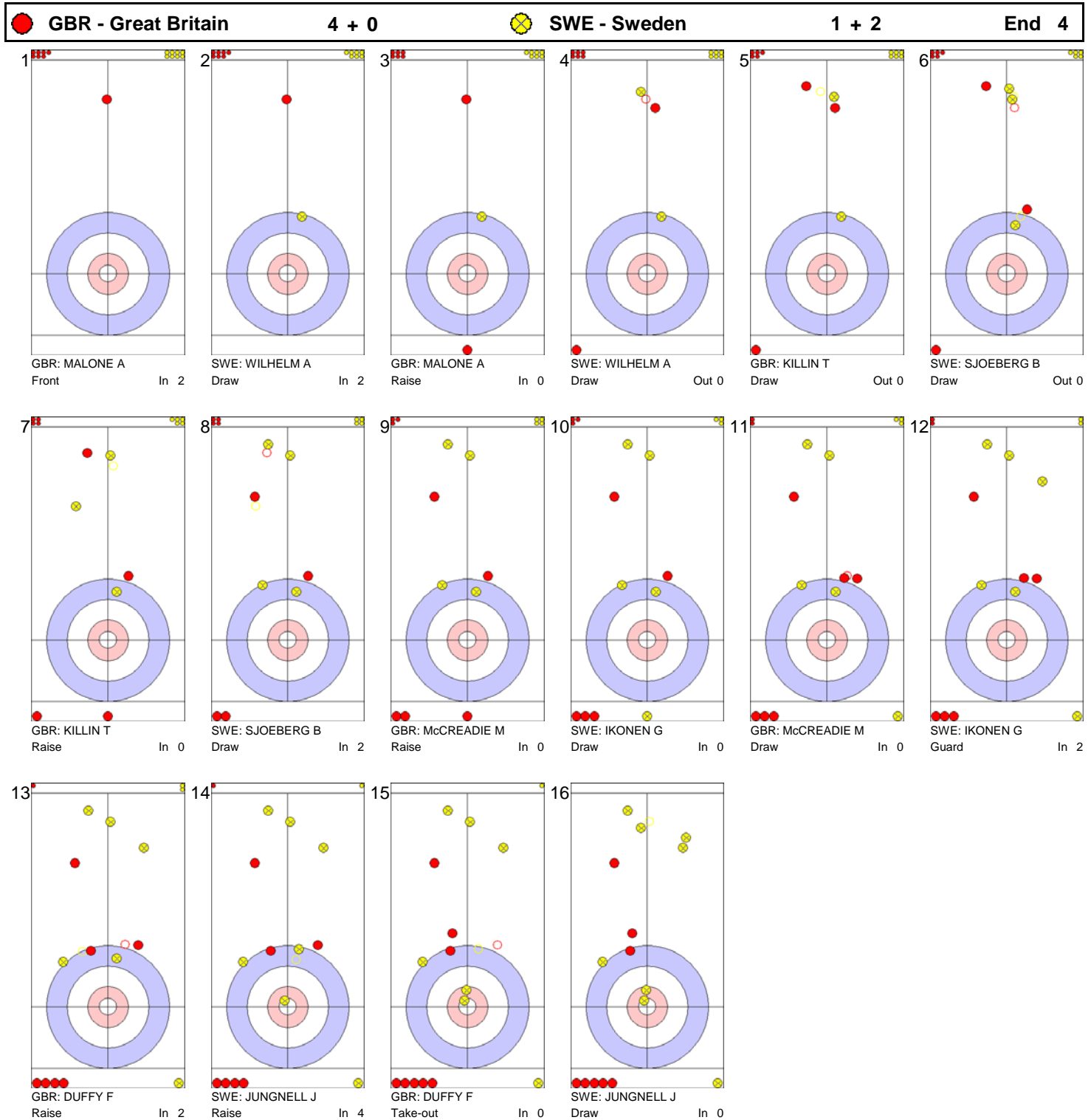
PINEROLO PALAGHIACCIO FRI 17 MAR 2006 / VEN 17 MAR 2006 START TIME / DEBUT 11:00





GAME - SHOT BY SHOT / DÉROULEMENT DE LA PARTIE

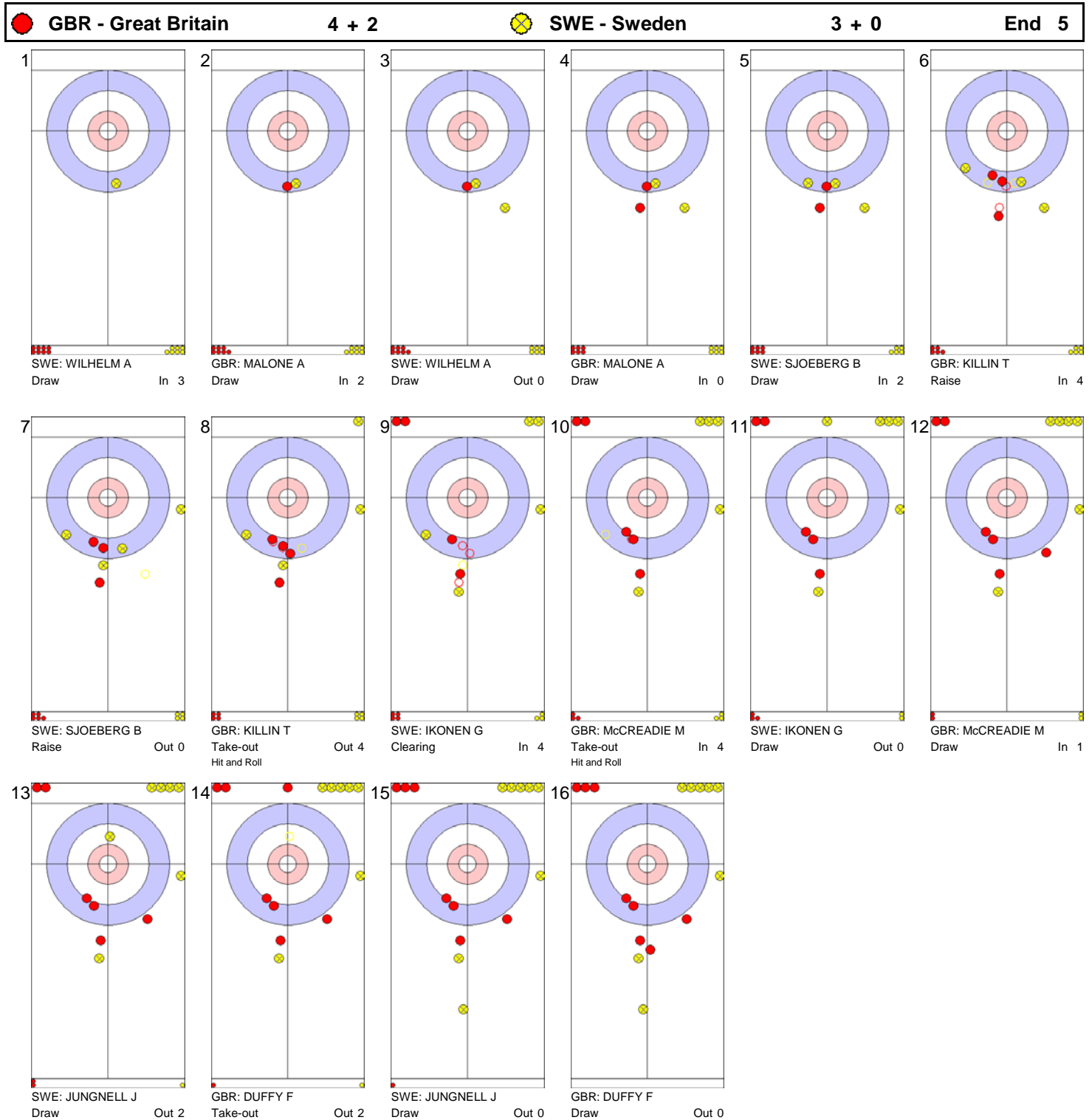
PINEROLO PALAGHIACCIO FRI 17 MAR 2006 / VEN 17 MAR 2006 START TIME / DEBUT 11:00





GAME - SHOT BY SHOT / DÉROULEMENT DE LA PARTIE

PINEROLO PALAGHIACCIO FRI 17 MAR 2006 / VEN 17 MAR 2006 START TIME / DEBUT 11:00





GAME - SHOT BY SHOT / DÉROULEMENT DE LA PARTIE

PINEROLO PALAGHIACCIO FRI 17 MAR 2006 / VEN 17 MAR 2006 START TIME / DEBUT 11:00





SESSION RESULTS / RÉSULTATS DE LA SESSION

PINEROLO PALAGHIACCIO WED 15 MAR 2006 / MER 15 MAR 2006 START TIME / DEBUT 16:00

Sheet	Round	Team	LSFE	1	2	3	4	5	6	Extra Ends	Total
A	8	NOR - Norway	*	0	0	1	1	0	2		4
	8	DEN - Denmark		1	1	0	0	1	0		3

Standings After Tie-breaker 1

Rank	Team	Games	Wins	Losses	
1	CAN - Canada	7	5	2	Q
2 (a)	GBR - Great Britain	7	4	3	Q
2 (b)	SWE - Sweden	7	4	3	Q
4	NOR - Norway	8	5	3	Q
5	DEN - Denmark	8	4	4	
6	SUI - Switzerland	7	3	4	
7 (a)	ITA - Italy	7	2	5	
7 (b)	USA - United States of America	7	2	5	

NOTE

(a), (b), (c), ... Ranking determined by record of games

LEGEND

LSFE (*) Last stone first end

Q Qualified for semifinals



GAME RESULTS / RÉSULTATS DE LA PARTIE

PINEROLO PALAGHIACCIO WED 15 MAR 2006 / MER 15 MAR 2006 START TIME / DEBUT 16:00

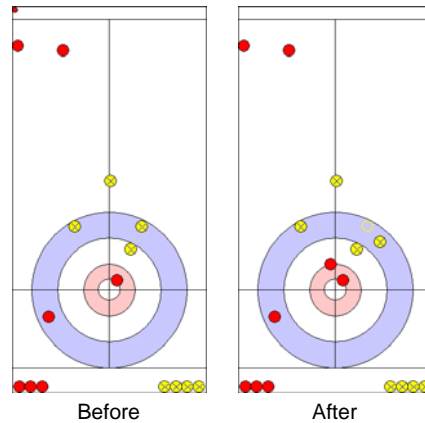
Sheet	Round	Team	LSFE	1	2	3	4	5	6	Extra Ends	Total
A	8	NOR - Norway	*	0	0	1	1	0	2		4
	8	DEN - Denmark		1	1	0	0	1	0		3

NOR - Norway		TB 1	All
4	LORENTSEN Rune	58 %	46 %
3	SKOGSTAD Geir Arne	60 %	52 %
2 S	JOHANSEN Paul Aksel	71 %	52 %
1	TYSTAD Lene	60 %	55 %
A	FISSUM Trine	- %	45 %
Team Total		63 %	51 %

DEN - Denmark		TB 1	All
4 S	OERBAEK Kenneth	56 %	47 %
3	PEDERSEN Sussie	71 %	49 %
2	KRISTENSEN Joern	73 %	50 %
1	JENSEN Rosita	71 %	65 %
A	JENSEN Bjarne	- %	- %
Team Total		68 %	53 %

Most Important Shot:

With the last stone of the game, Norwegian Skip LORENTSEN R played an excellent Draw, rubbed a Danish stone to roll into the house to score 2 and win the game and a place in the semifinal against Canada.



End: 6
Team: NOR - Norway
Player: LORENTSEN R
Stone: Fourth, 2nd stone
Task: Raise
Handle: In-turn
Points: 125% (bonus)

● : NOR - Norway
● : DEN - Denmark

NOTE

Team position and functions are attached to each team member's name as follows:
4 = Fourth, 3 = Third, 2 = Second, 1 = Lead, A = Alternate, S = Skip

LEGEND

LSFE (*) Last stone first end



CUMULATIVE PLAYER STATISTICS BY TEAM

STATISTIQUES CUMULÉES DES JOUEURS PAR ÉQUIPE

PINEROLO PALAGHIACCIO AS OF WED 15 MAR 2006 / EN DATE DU MER 15 MAR 2006

NOR - Norway

SKOGSTAD Geir Arne		Fourth		Right-handed		
Type	In-turn	%	Out-turn	%	Total	%
Draw	15	37	20	43	35	40
Front	0	-	0	-	0	-
Guard	7	71	5	40	12	58
Raise	4	69	5	80	9	75
Wick / Soft Peeling	0	-	1	75	1	75
Freeze	0	-	0	-	0	-
Take-out	12	65	18	46	30	53
Hit and Roll	0	-	0	-	0	-
Clearing	8	59	1	100	9	64
Double Take-out	0	-	0	-	0	-
Promotion Take-out	0	-	0	-	0	-
not considered	0	-	0	-	0	-
All Draws	26	51	31	49	57	50
All Take-outs	20	63	19	49	39	56
Total	46	56	50	49	96	52

LORENTSEN Rune		Third		Right-handed		
Type	In-turn	%	Out-turn	%	Total	%
Draw	17	31	21	42	38	37
Front	0	-	0	-	0	-
Guard	8	47	7	50	15	48
Raise	3	108	7	14	10	43
Wick / Soft Peeling	0	-	0	-	0	-
Freeze	0	-	0	-	0	-
Take-out	12	31	16	64	28	50
Hit and Roll	0	-	0	-	0	-
Clearing	2	100	2	100	4	100
Double Take-out	0	-	0	-	0	-
Promotion Take-out	0	-	0	-	0	-
not considered	0	-	0	-	0	-
All Draws	28	44	35	38	63	40
All Take-outs	14	41	18	68	32	56
Total	42	43	53	48	95	46

JOHANSEN Paul Aksel		Skip		Left-handed		
Type	In-turn	%	Out-turn	%	Total	%
Draw	15	38	26	41	41	40
Front	1	75	1	50	2	63
Guard	6	63	6	71	12	67
Raise	2	50	2	0	4	25
Wick / Soft Peeling	0	-	0	-	0	-
Freeze	0	-	0	-	0	-
Take-out	10	58	13	58	23	58
Hit and Roll	0	-	0	-	0	-
Clearing	2	50	12	77	14	73
Double Take-out	0	-	0	-	0	-
Promotion Take-out	0	-	0	-	0	-
not considered	0	-	0	-	0	-
All Draws	24	47	35	44	59	45
All Take-outs	12	56	25	67	37	64
Total	36	50	60	54	96	52

TYSTAD Lene		Lead		Right-handed		
Type	In-turn	%	Out-turn	%	Total	%
Draw	24	59	17	32	41	48
Front	14	75	2	50	16	72
Guard	1	0	0	-	1	0
Raise	4	50	1	100	5	60
Wick / Soft Peeling	0	-	0	-	0	-
Freeze	0	-	0	-	0	-
Take-out	12	60	1	0	13	56
Hit and Roll	0	-	0	-	0	-
Clearing	0	-	0	-	0	-
Double Take-out	0	-	0	-	0	-
Promotion Take-out	0	-	0	-	0	-
not considered	0	-	2	-	2	-
All Draws	43	62	20	38	63	54
All Take-outs	12	60	1	0	13	56
Total	55	62	21	36	76	55

FISSUM Trine		Alternate		Right-handed		
Type	In-turn	%	Out-turn	%	Total	%
Draw	4	44	3	25	7	36
Front	4	75	1	100	5	80
Guard	1	75	0	-	1	75
Raise	0	-	0	-	0	-
Wick / Soft Peeling	0	-	0	-	0	-
Freeze	0	-	0	-	0	-
Take-out	2	0	1	0	3	0
Hit and Roll	0	-	0	-	0	-
Clearing	0	-	0	-	0	-
Double Take-out	0	-	0	-	0	-
Promotion Take-out	0	-	0	-	0	-
not considered	1	-	1	-	2	-
All Draws	9	61	4	44	13	56
All Take-outs	2	0	1	0	3	0
Total	11	50	5	35	16	45

Team Norway						
Type	In-turn	%	Out-turn	%	Total	%
Draw	75	43	87	39	162	41
Front	19	75	4	63	23	73
Guard	23	58	18	54	41	56
Raise	13	69	15	40	28	54
Wick / Soft Peeling	0	-	1	75	1	75
Freeze	0	-	0	-	0	-
Take-out	48	51	49	53	97	52
Hit and Roll	0	-	0	-	0	-
Clearing	12	65	15	82	27	74
Double Take-out	0	-	0	-	0	-
Promotion Take-out	0	-	0	-	0	-
not considered	1	-	3	-	4	-
All Draws	130	53	125	43	255	48
All Take-outs	60	54	64	60	124	57
Total	190	53	189	48	379	51



CUMULATIVE PLAYER STATISTICS BY TEAM

STATISTIQUES CUMULÉES DES JOUEURS PAR ÉQUIPE

PINEROLO PALAGHIACCIO AS OF WED 15 MAR 2006 / EN DATE DU MER 15 MAR 2006

DEN - Denmark

OERBAEK Kenneth		Skip		Right-handed		
Type	In-turn	%	Out-turn	%	Total	%
Draw	8	63	15	48	23	53
Front	0	-	0	-	0	-
Guard	9	58	7	39	16	50
Raise	13	38	12	35	25	37
Wick / Soft Peeling	0	-	0	-	0	-
Freeze	0	-	0	-	0	-
Take-out	13	44	9	53	22	48
Hit and Roll	0	-	0	-	0	-
Clearing	3	67	0	-	3	67
Double Take-out	0	-	0	-	0	-
Promotion Take-out	0	-	0	-	0	-
not considered	0	-	1	-	1	-
All Draws	30	51	34	42	64	46
All Take-outs	16	48	9	53	25	50
Total	46	50	43	44	89	47

JENSEN Rosita		Third		Right-handed		
Type	In-turn	%	Out-turn	%	Total	%
Draw	33	68	13	63	46	67
Front	20	85	5	50	25	78
Guard	4	56	0	-	4	56
Raise	1	0	1	75	2	38
Wick / Soft Peeling	0	-	0	-	0	-
Freeze	0	-	0	-	0	-
Take-out	13	60	3	0	16	48
Hit and Roll	0	-	0	-	0	-
Clearing	2	38	0	-	2	38
Double Take-out	0	-	0	-	0	-
Promotion Take-out	0	-	0	-	0	-
not considered	0	-	1	-	1	-
All Draws	58	72	19	61	77	69
All Take-outs	15	57	3	0	18	47
Total	73	69	22	52	95	65

KRISTENSEN Joern		Second		Right-handed		
Type	In-turn	%	Out-turn	%	Total	%
Draw	14	43	22	56	36	51
Front	0	-	1	100	1	100
Guard	8	72	3	83	11	75
Raise	5	15	2	63	7	29
Wick / Soft Peeling	1	0	0	-	1	0
Freeze	0	-	0	-	0	-
Take-out	25	45	5	25	30	42
Hit and Roll	0	-	0	-	0	-
Clearing	9	61	0	-	9	61
Double Take-out	0	-	0	-	0	-
Promotion Take-out	0	-	0	-	0	-
not considered	0	-	0	-	0	-
All Draws	28	45	28	61	56	53
All Take-outs	34	49	5	25	39	46
Total	62	47	33	55	95	50

PEDERSEN Sussie		Lead		Right-handed		
Type	In-turn	%	Out-turn	%	Total	%
Draw	16	41	15	27	31	34
Front	9	53	1	50	10	53
Guard	12	54	7	79	19	63
Raise	6	38	5	45	11	41
Wick / Soft Peeling	0	-	0	-	0	-
Freeze	0	-	0	-	0	-
Take-out	12	73	5	55	17	68
Hit and Roll	0	-	0	-	0	-
Clearing	3	33	1	50	4	38
Double Take-out	0	-	0	-	0	-
Promotion Take-out	0	-	0	-	0	-
not considered	0	-	0	-	0	-
All Draws	43	47	28	44	71	45
All Take-outs	15	65	6	54	21	62
Total	58	51	34	46	92	49

JENSEN Bjarne		Alternate		Right-handed		
Type	In-turn	%	Out-turn	%	Total	%
Draw	0	-	0	-	0	-
Front	0	-	0	-	0	-
Guard	0	-	0	-	0	-
Raise	0	-	0	-	0	-
Wick / Soft Peeling	0	-	0	-	0	-
Freeze	0	-	0	-	0	-
Take-out	0	-	0	-	0	-
Hit and Roll	0	-	0	-	0	-
Clearing	0	-	0	-	0	-
Double Take-out	0	-	0	-	0	-
Promotion Take-out	0	-	0	-	0	-
not considered	0	-	0	-	0	-
All Draws	0	-	0	-	0	-
All Take-outs	0	-	0	-	0	-
Total	0	-	0	-	0	-

Team Denmark						
Type	In-turn	%	Out-turn	%	Total	%
Draw	71	56	65	49	136	53
Front	29	75	7	57	36	72
Guard	33	60	17	63	50	61
Raise	25	32	20	43	45	37
Wick / Soft Peeling	1	0	0	-	1	0
Freeze	0	-	0	-	0	-
Take-out	63	53	22	40	85	50
Hit and Roll	0	-	0	-	0	-
Clearing	17	54	1	50	18	54
Double Take-out	0	-	0	-	0	-
Promotion Take-out	0	-	0	-	0	-
not considered	0	-	2	-	2	-
All Draws	159	56	109	50	268	54
All Take-outs	80	53	23	40	103	50
Total	239	55	132	49	371	53



COMPETITION MATRIX / GRILLE DE POINTAGE

PINEROLO PALAGHIACCIO AS OF WED 15 MAR 2006 / EN DATE DU MER 15 MAR 2006

Team	CAN	DEN	GBR	ITA	NOR	SUI	SWE	USA
CAN		6 - 3	7 - 6	5 - 3	7 - 6	5 - 1	4 - 5	4 - 5
DEN	3 - 6		3 - 5	5 - 4	7 - 3	8 - 2	2 - 10	6 - 4
GBR	6 - 7	5 - 3		8 - 5	6 - 7	3 - 4	7 - 2	5 - 2
ITA	3 - 5	4 - 5	5 - 8		3 - 9	0 - 14	7 - 1	6 - 1
NOR	6 - 7	3 - 7	7 - 6	9 - 3		5 - 4	4 - 7	10 - 3
SUI	1 - 5	2 - 8	4 - 3	14 - 0	4 - 5		6 - 5	2 - 6
SWE	5 - 4	10 - 2	2 - 7	1 - 7	7 - 4	5 - 6		6 - 4
USA	5 - 4	4 - 6	2 - 5	1 - 6	3 - 10	6 - 2	4 - 6	

Standings After Round Robin

Rank	Team	Games	Wins	Losses	
1	CAN - Canada	7	5	2	Q
2 (a)	GBR - Great Britain	7	4	3	Q
2 (b)	SWE - Sweden	7	4	3	Q
2 (c)	DEN - Denmark	7	4	3	TB
2 (d)	NOR - Norway	7	4	3	TB
6	SUI - Switzerland	7	3	4	
7 (a)	ITA - Italy	7	2	5	
7 (b)	USA - United States of America	7	2	5	

NOTE

(a), (b), (c), ... Ranking determined by record of games

LEGEND

Q Qualified for semifinals

TB Qualified for tie-breaker



SCORING ANALYSIS / ANALYSE DES POINTS MARQUÉS

PINEROLO PALAGHIACCIO AS OF WED 15 MAR 2006 / EN DATE DU MER 15 MAR 2006

Team	Games		Stolen Ends	Points Scored						Total
				0	1	2	3	4	>4	
CAN - Canada	7	For	12	0	17	4	3	1	0	38
		Against	6	2	7	6	2	1	0	29
DEN - Denmark	7	For	12	0	11	8	1	1	0	34
		Against	10	0	13	5	2	0	1	34
GBR - Great Britain	7	For	14	0	16	5	3	0	1	40
		Against	7	0	11	4	1	2	0	30
ITA - Italy	7	For	10	0	13	6	1	0	0	28
		Against	12	0	11	6	3	0	2	43
NOR - Norway	7	For	7	0	5	13	3	1	0	44
		Against	7	0	10	4	5	1	0	37
SUI - Switzerland	7	For	9	1	12	4	1	1	1	33
		Against	13	0	14	6	2	0	0	32
SWE - Sweden	7	For	15	0	12	8	1	0	1	36
		Against	11	0	8	11	0	1	0	34
USA - United States of America	7	For	4	1	5	5	2	1	0	25
		Against	17	0	17	11	0	0	0	39
Total	28		83	2	91	53	15	5	3	278

NOTE

Stolen ends are the ends won without the last stone advantage

LEGEND

>4 More than four points scored



SUMMARY OF BIG ENDS
RÉSUMÉ DES MANCHES AVEC UN HAUT POINTAGE

PINEROLO PALAGHIACCIO AS OF WED 15 MAR 2006 / EN DATE DU MER 15 MAR 2006

Points Scored	By	Against	Session	End	Game Score
6	SUI - Switzerland	ITA - Italy	4	1	14 : 0
5	GBR - Great Britain	ITA - Italy	5	3	8 : 5
5	SWE - Sweden	DEN - Denmark	7	4	10 : 2
4	CAN - Canada	GBR - Great Britain	6	2	7 : 6
4	DEN - Denmark	NOR - Norway	5	3	7 : 3
4	NOR - Norway	GBR - Great Britain	3	2	7 : 6
4	SUI - Switzerland	SWE - Sweden	5	6	6 : 5
4	USA - United States of America	CAN - Canada	5	4	5 : 4

NOTE

Big ends are defined as ends with a score of four or more points.



CUMULATIVE PERCENTAGE BY POSITION
POURCENTAGE CUMULÉ PAR POSTE

PINEROLO PALAGHIACCIO AS OF WED 15 MAR 2006 / EN DATE DU MER 15 MAR 2006

Fourth	Round -->	1	2	3	4	5	6	7	AVG
1 BUCHER Urs	SUI	81	45	55					61
2 DUFFY Frank	GBR	65	58	52	60	52	46	65	57
3 DAW Chris	CAN	48	65	42	48	48	70	68	56
4 SKOGSTAD Geir Arne	NOR	(3) 63	(3) 65	(3) 46	(3) 38	(3) 65	(3) 25	(3) 58	51
5 PIERCE Jim	USA	(2) 50	27			(2) 58	(2) 46	(2) 67	49
6 OERBAEK Kenneth	DEN	52	44	40	45	36	68	38	46
7 JUNGNELL Jalle	SWE	44	25	29	40	48	42	75	43
8 MARCHESE Egidio	ITA	33	50	29	8	(3) 71	(3) 56	(3) 46	42

Third	Round -->	1	2	3	4	5	6	7	AVG
1 JENSEN Rosita	DEN	40	48	(1) 85	(1) 48	(1) 88	(1) 71	(1) 69	64
2 McCREADIE Michael	GBR	52	67	54	66	69	61	63	61
3 BOLLIGER Manfred	SUI	67	81	48	(4) 69	(4) 38	(4) 25	(4) 48	54
4 AUSTGARDEN Gerry	CAN	70	85	29	35	40	45	63	52
5 LORENTSEN Rune	NOR	(4) 38	(4) 69	(4) 54	(4) 44	(4) 25	(4) 35	(4) 43	44
5 TABANELLI Andrea	ITA	48	32	60	31	(4) 54	(4) 50	(4) 33	44
7 SMITH Wes	USA	(2) 33		(4) 85	(4) 38	(4) 47	(4) 27	(4) 29	43
8 IKONEN Glenn	SWE	48		40	19		67	35	42

Seconds	Round -->	1	2	3	4	5	6	7	AVG
1 CASSANI Cesare	SUI	56	67	52	88	54	50	31	57
2 CORMACK Gary	CAN	58	57	56	25	55	46	67	52
3 KILLIN Tom	GBR	56	60	29	48	53	64	46	51
4 JOHANSEN Paul Aksel	NOR	60	69	46	42	35	46	50	50
4 JOHANSSON Rolf	SWE	40	60		44	56			50
6 KRISTENSEN Joern	DEN	50	33	71	33	52	50	36	47
7 GASPARD Pierino	ITA	40	67	38	31				44
7 JOSEPH James	USA	(4) 8	56	(3) 58	(3) 40	(3) 43	(3) 21	(3) 67	44

Leads	Round -->	1	2	3	4	5	6	7	AVG
1 GAUDET Sonja	CAN	55	78	60	52	78	59	85	66
2 MALONE Angie	GBR	48	52	42	69	61	66	69	58
3 LIBBY Danell	USA	50	40	53	69	78	35	67	55
4 TYSTAD Lene	NOR	38		38	58	75	67	46	54
5 WILHELM Anette	SWE	36	23	67	52	63	69	63	53
6 WILDI Madeleine	SUI	46	50	54	36	46	67	35	48
7 PEDERSEN Sussie	DEN	65	23	(3) 40	(3) 58	(3) 60	(3) 40	(3) 33	46
8 DAL MONTE Rita	ITA	33	54	31	46	56	42	48	44



CUMULATIVE PERCENTAGE BY POSITION
POURCENTAGE CUMULÉ PAR POSTE

PINEROLO PALAGHIACCIO AS OF WED 15 MAR 2006 / EN DATE DU MER 15 MAR 2006

Alternates	Round -->	1	2	3	4	5	6	7	AVG
1 SPELORZI Emanuele	ITA					(2) 44	(2) 54	(2) 60	53
2 SJOEBERG Bernt	SWE		(3) 41	(2) 38		(3) 42	(2) 67	(2) 69	51
3 LAUPER Erwin	SUI				(3) 50	(3) 50	(3) 38	(3) 46	46
3 PEREZ Augusto	USA	(3) 58	(3) 46	(2) 38	(2) 42				46
5 FISSUM Trine	NOR		(1) 63		(1) 17				45
6 DICKSON Ken	GBR					(2) 38			38

Teams	Round -->	1	2	3	4	5	6	7	AVG
1 GBR - Great Britain		55	59	44	61	58	60	60	57
2 CAN - Canada		58	71	46	40	55	55	71	56
3 SUI - Switzerland		63	61	52	61	47	46	40	53
4 DEN - Denmark		52	37	59	46	60	57	45	51
5 NOR - Norway		49	66	46	40	50	43	49	49
6 SWE - Sweden		42	38	43	39	52	61	61	48
6 USA - United States of America		45	42	57	47	56	32	57	48
8 ITA - Italy		39	51	40	29	56	51	47	45

NOTE

"(n)" denotes a position different from original line-up position: (4) - Fourth, (3) - Third, (2) - Second, (1) - Lead



CUMULATIVE PLAYER STATISTICS BY TEAM

STATISTIQUES CUMULÉES DES JOUEURS PAR ÉQUIPE

PINEROLO PALAGHIACCIO AS OF WED 15 MAR 2006 / EN DATE DU MER 15 MAR 2006

CAN - Canada

DAW Chris		Skip		Right-handed		
Type	In-turn	%	Out-turn	%	Total	%
Draw	18	51	9	50	27	51
Front	0	-	0	-	0	-
Guard	9	72	4	38	13	62
Raise	6	50	4	50	10	50
Wick / Soft Peeling	0	-	0	-	0	-
Freeze	0	-	0	-	0	-
Take-out	14	63	15	55	29	59
Hit and Roll	0	-	0	-	0	-
Clearing	1	100	1	50	2	75
Double Take-out	0	-	0	-	0	-
Promotion Take-out	0	-	0	-	0	-
not considered	1	-	2	-	3	-
All Draws	33	57	17	47	50	54
All Take-outs	15	65	16	55	31	60
Total	48	59	33	51	81	56

AUSTGARDEN Gerry		Third		Right-handed		
Type	In-turn	%	Out-turn	%	Total	%
Draw	8	31	12	42	20	38
Front	1	100	0	-	1	100
Guard	9	61	7	75	16	67
Raise	4	50	0	-	4	50
Wick / Soft Peeling	0	-	0	-	0	-
Freeze	0	-	0	-	0	-
Take-out	18	47	12	69	30	56
Hit and Roll	0	-	0	-	0	-
Clearing	9	42	3	58	12	46
Double Take-out	0	-	0	-	0	-
Promotion Take-out	0	-	0	-	0	-
not considered	1	-	2	-	3	-
All Draws	22	50	19	54	41	52
All Take-outs	27	45	15	67	42	53
Total	49	47	34	60	83	52

CORMACK Gary		Second		Left-handed		
Type	In-turn	%	Out-turn	%	Total	%
Draw	11	52	8	63	19	57
Front	0	-	4	75	4	75
Guard	3	58	2	63	5	60
Raise	3	33	3	42	6	38
Wick / Soft Peeling	0	-	0	-	0	-
Freeze	0	-	0	-	0	-
Take-out	12	38	20	46	32	43
Hit and Roll	0	-	0	-	0	-
Clearing	8	63	9	58	17	60
Double Take-out	0	-	0	-	0	-
Promotion Take-out	0	-	0	-	0	-
not considered	0	-	3	-	3	-
All Draws	17	50	17	62	34	56
All Take-outs	20	48	29	50	49	49
Total	37	49	46	54	83	52

GAUDET Sonja		Lead		Right-handed		
Type	In-turn	%	Out-turn	%	Total	%
Draw	28	69	8	53	36	65
Front	14	86	3	75	17	84
Guard	1	50	2	50	3	50
Raise	4	50	1	50	5	50
Wick / Soft Peeling	0	-	0	-	0	-
Freeze	0	-	0	-	0	-
Take-out	12	60	5	45	17	56
Hit and Roll	0	-	0	-	0	-
Clearing	1	100	0	-	1	100
Double Take-out	0	-	0	-	0	-
Promotion Take-out	0	-	0	-	0	-
not considered	1	-	6	-	7	-
All Draws	47	72	14	57	61	68
All Take-outs	13	63	5	45	18	58
Total	60	70	19	54	79	66

BLACHFORD Karen		Alternate		Right-handed		
Type	In-turn	%	Out-turn	%	Total	%
Draw	0	-	0	-	0	-
Front	0	-	0	-	0	-
Guard	0	-	0	-	0	-
Raise	0	-	0	-	0	-
Wick / Soft Peeling	0	-	0	-	0	-
Freeze	0	-	0	-	0	-
Take-out	0	-	0	-	0	-
Hit and Roll	0	-	0	-	0	-
Clearing	0	-	0	-	0	-
Double Take-out	0	-	0	-	0	-
Promotion Take-out	0	-	0	-	0	-
not considered	0	-	0	-	0	-
All Draws	0	-	0	-	0	-
All Take-outs	0	-	0	-	0	-
Total	0	-	0	-	0	-

Team Canada						
Type	In-turn	%	Out-turn	%	Total	%
Draw	65	57	37	51	102	54
Front	15	87	7	75	22	83
Guard	22	65	15	60	37	63
Raise	17	47	8	47	25	47
Wick / Soft Peeling	0	-	0	-	0	-
Freeze	0	-	0	-	0	-
Take-out	56	52	52	54	108	53
Hit and Roll	0	-	0	-	0	-
Clearing	19	57	13	58	32	57
Double Take-out	0	-	0	-	0	-
Promotion Take-out	0	-	0	-	0	-
not considered	3	-	13	-	16	-
All Draws	119	61	67	55	186	58
All Take-outs	75	53	65	55	140	54
Total	194	58	132	55	326	56



CUMULATIVE PLAYER STATISTICS BY TEAM

STATISTIQUES CUMULÉES DES JOUEURS PAR ÉQUIPE

PINEROLO PALAGHIACCIO AS OF WED 15 MAR 2006 / EN DATE DU MER 15 MAR 2006

DEN - Denmark

OERBAEK Kenneth		Skip		Right-handed		
Type	In-turn	%	Out-turn	%	Total	%
Draw	7	61	15	48	22	52
Front	0	-	0	-	0	-
Guard	6	58	4	13	10	40
Raise	12	42	11	39	23	40
Wick / Soft Peeling	0	-	0	-	0	-
Freeze	0	-	0	-	0	-
Take-out	11	43	8	47	19	45
Hit and Roll	0	-	0	-	0	-
Clearing	3	67	0	-	3	67
Double Take-out	0	-	0	-	0	-
Promotion Take-out	0	-	0	-	0	-
not considered	0	-	1	-	1	-
All Draws	25	51	30	40	55	45
All Take-outs	14	48	8	47	22	48
Total	39	50	38	41	77	46

JENSEN Rosita		Third		Right-handed		
Type	In-turn	%	Out-turn	%	Total	%
Draw	28	66	11	66	39	66
Front	17	85	5	50	22	77
Guard	4	56	0	-	4	56
Raise	1	0	1	75	2	38
Wick / Soft Peeling	0	-	0	-	0	-
Freeze	0	-	0	-	0	-
Take-out	11	61	3	0	14	48
Hit and Roll	0	-	0	-	0	-
Clearing	2	38	0	-	2	38
Double Take-out	0	-	0	-	0	-
Promotion Take-out	0	-	0	-	0	-
not considered	0	-	1	-	1	-
All Draws	50	71	17	62	67	68
All Take-outs	13	58	3	0	16	47
Total	63	68	20	53	83	64

KRISTENSEN Joern		Second		Right-handed		
Type	In-turn	%	Out-turn	%	Total	%
Draw	12	42	21	55	33	50
Front	0	-	1	100	1	100
Guard	5	55	3	83	8	66
Raise	4	0	2	63	6	21
Wick / Soft Peeling	1	0	0	-	1	0
Freeze	0	-	0	-	0	-
Take-out	20	40	5	25	25	37
Hit and Roll	0	-	0	-	0	-
Clearing	9	61	0	-	9	61
Double Take-out	0	-	0	-	0	-
Promotion Take-out	0	-	0	-	0	-
not considered	0	-	0	-	0	-
All Draws	22	35	27	60	49	49
All Take-outs	29	47	5	25	34	43
Total	51	42	32	55	83	47

PEDERSEN Sussie		Lead		Right-handed		
Type	In-turn	%	Out-turn	%	Total	%
Draw	16	41	14	23	30	33
Front	9	53	1	50	10	53
Guard	7	54	5	85	12	67
Raise	6	38	5	45	11	41
Wick / Soft Peeling	0	-	0	-	0	-
Freeze	0	-	0	-	0	-
Take-out	10	68	3	33	13	60
Hit and Roll	0	-	0	-	0	-
Clearing	3	33	1	50	4	38
Double Take-out	0	-	0	-	0	-
Promotion Take-out	0	-	0	-	0	-
not considered	0	-	0	-	0	-
All Draws	38	45	25	41	63	44
All Take-outs	13	60	4	38	17	54
Total	51	49	29	41	80	46

JENSEN Bjarne		Alternate		Right-handed		
Type	In-turn	%	Out-turn	%	Total	%
Draw	0	-	0	-	0	-
Front	0	-	0	-	0	-
Guard	0	-	0	-	0	-
Raise	0	-	0	-	0	-
Wick / Soft Peeling	0	-	0	-	0	-
Freeze	0	-	0	-	0	-
Take-out	0	-	0	-	0	-
Hit and Roll	0	-	0	-	0	-
Clearing	0	-	0	-	0	-
Double Take-out	0	-	0	-	0	-
Promotion Take-out	0	-	0	-	0	-
not considered	0	-	0	-	0	-
All Draws	0	-	0	-	0	-
All Take-outs	0	-	0	-	0	-
Total	0	-	0	-	0	-

Team Denmark						
Type	In-turn	%	Out-turn	%	Total	%
Draw	63	54	61	48	124	51
Front	26	74	7	57	33	70
Guard	22	56	12	60	34	57
Raise	23	32	19	45	42	38
Wick / Soft Peeling	1	0	0	-	1	0
Freeze	0	-	0	-	0	-
Take-out	52	50	19	32	71	45
Hit and Roll	0	-	0	-	0	-
Clearing	17	54	1	50	18	54
Double Take-out	0	-	0	-	0	-
Promotion Take-out	0	-	0	-	0	-
not considered	0	-	2	-	2	-
All Draws	135	54	99	49	234	52
All Take-outs	69	51	20	33	89	47
Total	204	53	119	47	323	51



CUMULATIVE PLAYER STATISTICS BY TEAM

STATISTIQUES CUMULÉES DES JOUEURS PAR ÉQUIPE

PINEROLO PALAGHIACCIO AS OF WED 15 MAR 2006 / EN DATE DU MER 15 MAR 2006

GBR - Great Britain

Type	In-turn		Skip		Right-handed	
	In-turn	%	Out-turn	%	Total	%
Draw	16	47	15	50	31	48
Front	0	-	0	-	0	-
Guard	9	47	11	82	20	66
Raise	6	33	1	0	7	29
Wick / Soft Peeling	0	-	0	-	0	-
Freeze	0	-	0	-	0	-
Take-out	14	61	8	84	22	69
Hit and Roll	0	-	0	-	0	-
Clearing	2	50	0	-	2	50
Double Take-out	0	-	0	-	0	-
Promotion Take-out	0	-	0	-	0	-
not considered	0	-	2	-	2	-
All Draws	31	44	27	61	58	52
All Take-outs	16	59	8	84	24	68
Total	47	49	35	66	82	57

Type	In-turn		Third		Right-handed	
	In-turn	%	Out-turn	%	Total	%
Draw	17	53	11	66	28	58
Front	0	-	1	100	1	100
Guard	9	64	9	86	18	75
Raise	8	63	2	88	10	68
Wick / Soft Peeling	0	-	0	-	0	-
Freeze	0	-	0	-	0	-
Take-out	12	44	11	57	23	50
Hit and Roll	0	-	0	-	0	-
Clearing	4	69	1	50	5	65
Double Take-out	0	-	0	-	0	-
Promotion Take-out	0	-	0	-	0	-
not considered	0	-	0	-	0	-
All Draws	34	58	23	77	57	66
All Take-outs	16	50	12	56	28	53
Total	50	56	35	70	85	61

Type	In-turn		Second		Right-handed	
	In-turn	%	Out-turn	%	Total	%
Draw	22	43	16	58	38	49
Front	0	-	0	-	0	-
Guard	6	50	7	71	13	62
Raise	3	0	4	88	7	50
Wick / Soft Peeling	0	-	0	-	0	-
Freeze	0	-	0	-	0	-
Take-out	13	38	8	69	21	50
Hit and Roll	0	-	0	-	0	-
Clearing	3	58	2	25	5	45
Double Take-out	0	-	0	-	0	-
Promotion Take-out	0	-	0	-	0	-
not considered	0	-	0	-	0	-
All Draws	31	40	27	66	58	52
All Take-outs	16	42	10	60	26	49
Total	47	41	37	64	84	51

Type	In-turn		Lead		Right-handed	
	In-turn	%	Out-turn	%	Total	%
Draw	30	59	19	51	49	56
Front	11	84	13	50	24	66
Guard	1	50	0	-	1	50
Raise	3	83	0	-	3	83
Wick / Soft Peeling	0	-	0	-	0	-
Freeze	0	-	0	-	0	-
Take-out	7	43	0	-	7	43
Hit and Roll	0	-	0	-	0	-
Clearing	1	25	0	-	1	25
Double Take-out	0	-	0	-	0	-
Promotion Take-out	0	-	0	-	0	-
not considered	1	-	0	-	1	-
All Draws	45	67	32	51	77	60
All Take-outs	8	41	0	-	8	41
Total	53	63	32	51	85	58

Type	In-turn		Alternate		Right-handed	
	In-turn	%	Out-turn	%	Total	%
Draw	1	25	0	-	1	25
Front	0	-	0	-	0	-
Guard	0	-	0	-	0	-
Raise	0	-	0	-	0	-
Wick / Soft Peeling	0	-	0	-	0	-
Freeze	0	-	0	-	0	-
Take-out	0	-	1	50	1	50
Hit and Roll	0	-	0	-	0	-
Clearing	0	-	0	-	0	-
Double Take-out	0	-	0	-	0	-
Promotion Take-out	0	-	0	-	0	-
not considered	0	-	0	-	0	-
All Draws	1	25	0	-	1	25
All Take-outs	0	-	1	50	1	50
Total	1	25	1	50	2	38

Type	In-turn		Out-turn		Total	
	In-turn	%	Out-turn	%	Total	%
Draw	86	51	61	55	147	53
Front	11	84	14	54	25	67
Guard	25	54	27	81	52	68
Raise	20	48	7	75	27	55
Wick / Soft Peeling	0	-	0	-	0	-
Freeze	0	-	0	-	0	-
Take-out	46	47	28	68	74	55
Hit and Roll	0	-	0	-	0	-
Clearing	10	58	3	33	13	52
Double Take-out	0	-	0	-	0	-
Promotion Take-out	0	-	0	-	0	-
not considered	1	-	2	-	3	-
All Draws	142	54	109	63	251	58
All Take-outs	56	49	31	65	87	55
Total	198	52	140	63	338	57



CUMULATIVE PLAYER STATISTICS BY TEAM

STATISTIQUES CUMULÉES DES JOUEURS PAR ÉQUIPE

PINEROLO PALAGHIACCIO AS OF WED 15 MAR 2006 / EN DATE DU MER 15 MAR 2006

ITA - Italy

MARCHESE Egidio		Fourth		Right-handed	
Type	In-turn %	Out-turn %		Total	%
Draw	16 36	15 33		31	35
Front	0 -	1 100		1	100
Guard	6 83	5 80		11	82
Raise	4 50	4 31		8	41
Wick / Soft Peeling	1 0	0 -		1	0
Freeze	0 -	0 -		0	-
Take-out	16 28	12 48		28	37
Hit and Roll	0 -	0 -		0	-
Clearing	1 0	1 0		2	0
Double Take-out	0 -	0 -		0	-
Promotion Take-out	0 -	0 -		0	-
not considered	0 -	0 -		0	-
All Draws	27 47	25 45		52	46
All Take-outs	17 26	13 44		30	34
Total	44 39	38 45		82	42

TABANELLI Andrea		Skip		Right-handed	
Type	In-turn %	Out-turn %		Total	%
Draw	14 36	16 30		30	33
Front	0 -	1 100		1	100
Guard	5 55	1 0		6	46
Raise	6 50	4 75		10	60
Wick / Soft Peeling	0 -	1 100		1	100
Freeze	0 -	0 -		0	-
Take-out	20 35	12 60		32	45
Hit and Roll	0 -	0 -		0	-
Clearing	1 100	1 50		2	75
Double Take-out	0 -	0 -		0	-
Promotion Take-out	0 -	0 -		0	-
not considered	0 -	0 -		0	-
All Draws	25 43	23 42		48	43
All Take-outs	21 38	13 60		34	46
Total	46 41	36 49		82	44

GASPARD Pierino		Second		Right-handed	
Type	In-turn %	Out-turn %		Total	%
Draw	7 32	15 38		22	36
Front	1 75	0 -		1	75
Guard	2 63	1 50		3	58
Raise	1 0	1 100		2	50
Wick / Soft Peeling	0 -	0 -		0	-
Freeze	0 -	0 -		0	-
Take-out	12 50	4 50		16	50
Hit and Roll	0 -	0 -		0	-
Clearing	1 50	3 33		4	38
Double Take-out	0 -	0 -		0	-
Promotion Take-out	0 -	0 -		0	-
not considered	0 -	0 -		0	-
All Draws	11 39	17 43		28	41
All Take-outs	13 50	7 43		20	48
Total	24 45	24 43		48	44

DAL MONTE Rita		Lead		Right-handed	
Type	In-turn %	Out-turn %		Total	%
Draw	49 45	18 38		67	43
Front	6 96	1 50		7	89
Guard	4 44	0 -		4	44
Raise	1 50	0 -		1	50
Wick / Soft Peeling	0 -	0 -		0	-
Freeze	0 -	0 -		0	-
Take-out	5 0	0 -		5	0
Hit and Roll	0 -	0 -		0	-
Clearing	0 -	0 -		0	-
Double Take-out	0 -	0 -		0	-
Promotion Take-out	0 -	0 -		0	-
not considered	0 -	0 -		0	-
All Draws	60 50	19 38		79	47
All Take-outs	5 0	0 -		5	0
Total	65 46	19 38		84	44

SPELORZI Emanuele		Alternate		Right-handed	
Type	In-turn %	Out-turn %		Total	%
Draw	7 61	9 31		16	44
Front	0 -	0 -		0	-
Guard	4 50	1 25		5	45
Raise	0 -	0 -		0	-
Wick / Soft Peeling	0 -	0 -		0	-
Freeze	0 -	0 -		0	-
Take-out	10 68	4 50		14	63
Hit and Roll	0 -	0 -		0	-
Clearing	1 100	0 -		1	100
Double Take-out	0 -	0 -		0	-
Promotion Take-out	0 -	0 -		0	-
not considered	0 -	0 -		0	-
All Draws	11 57	10 30		21	44
All Take-outs	11 70	4 50		15	65
Total	22 64	14 36		36	53

Team Italy					
Type	In-turn %	Out-turn %		Total	%
Draw	93 42	73 34		166	39
Front	7 93	3 83		10	90
Guard	21 61	8 59		29	60
Raise	12 46	9 58		21	51
Wick / Soft Peeling	1 0	1 100		2	50
Freeze	0 -	0 -		0	-
Take-out	63 38	32 53		95	43
Hit and Roll	0 -	0 -		0	-
Clearing	4 63	5 30		9	44
Double Take-out	0 -	0 -		0	-
Promotion Take-out	0 -	0 -		0	-
not considered	0 -	0 -		0	-
All Draws	134 48	94 41		228	45
All Take-outs	67 40	37 50		104	44
Total	201 45	131 44		332	45



CUMULATIVE PLAYER STATISTICS BY TEAM

STATISTIQUES CUMULÉES DES JOUEURS PAR ÉQUIPE

PINEROLO PALAGHIACCIO AS OF WED 15 MAR 2006 / EN DATE DU MER 15 MAR 2006

NOR - Norway

SKOGSTAD Geir Arne		Fourth		Right-handed		
Type	In-turn	%	Out-turn	%	Total	%
Draw	15	37	20	43	35	40
Front	0	-	0	-	0	-
Guard	7	71	4	25	11	55
Raise	3	67	5	80	8	75
Wick / Soft Peeling	0	-	1	75	1	75
Freeze	0	-	0	-	0	-
Take-out	9	69	13	37	22	50
Hit and Roll	0	-	0	-	0	-
Clearing	6	71	1	100	7	75
Double Take-out	0	-	0	-	0	-
Promotion Take-out	0	-	0	-	0	-
not considered	0	-	0	-	0	-
All Draws	25	50	30	48	55	49
All Take-outs	15	70	14	41	29	56
Total	40	58	44	45	84	51

LORENTSEN Rune		Third		Right-handed		
Type	In-turn	%	Out-turn	%	Total	%
Draw	15	32	18	49	33	41
Front	0	-	0	-	0	-
Guard	8	47	7	50	15	48
Raise	1	100	7	14	8	25
Wick / Soft Peeling	0	-	0	-	0	-
Freeze	0	-	0	-	0	-
Take-out	12	31	12	58	24	45
Hit and Roll	0	-	0	-	0	-
Clearing	1	100	2	100	3	100
Double Take-out	0	-	0	-	0	-
Promotion Take-out	0	-	0	-	0	-
not considered	0	-	0	-	0	-
All Draws	24	40	32	41	56	41
All Take-outs	13	37	14	64	27	51
Total	37	39	46	48	83	44

JOHANSEN Paul Aksel		Skip		Left-handed		
Type	In-turn	%	Out-turn	%	Total	%
Draw	14	34	26	41	40	39
Front	1	75	0	-	1	75
Guard	6	63	6	71	12	67
Raise	2	50	2	0	4	25
Wick / Soft Peeling	0	-	0	-	0	-
Freeze	0	-	0	-	0	-
Take-out	6	63	11	59	17	60
Hit and Roll	0	-	0	-	0	-
Clearing	2	50	8	66	10	63
Double Take-out	0	-	0	-	0	-
Promotion Take-out	0	-	0	-	0	-
not considered	0	-	0	-	0	-
All Draws	23	45	34	44	57	44
All Take-outs	8	59	19	62	27	61
Total	31	48	53	50	84	50

TYSTAD Lene		Lead		Right-handed		
Type	In-turn	%	Out-turn	%	Total	%
Draw	18	57	15	35	33	47
Front	12	71	2	50	14	68
Guard	1	0	0	-	1	0
Raise	4	50	1	100	5	60
Wick / Soft Peeling	0	-	0	-	0	-
Freeze	0	-	0	-	0	-
Take-out	10	63	1	0	11	57
Hit and Roll	0	-	0	-	0	-
Clearing	0	-	0	-	0	-
Double Take-out	0	-	0	-	0	-
Promotion Take-out	0	-	0	-	0	-
not considered	0	-	2	-	2	-
All Draws	35	59	18	40	53	53
All Take-outs	10	63	1	0	11	57
Total	45	60	19	38	64	54

FISSUM Trine		Alternate		Right-handed		
Type	In-turn	%	Out-turn	%	Total	%
Draw	4	44	3	25	7	36
Front	4	75	1	100	5	80
Guard	1	75	0	-	1	75
Raise	0	-	0	-	0	-
Wick / Soft Peeling	0	-	0	-	0	-
Freeze	0	-	0	-	0	-
Take-out	2	0	1	0	3	0
Hit and Roll	0	-	0	-	0	-
Clearing	0	-	0	-	0	-
Double Take-out	0	-	0	-	0	-
Promotion Take-out	0	-	0	-	0	-
not considered	1	-	1	-	2	-
All Draws	9	61	4	44	13	56
All Take-outs	2	0	1	0	3	0
Total	11	50	5	35	16	45

Team Norway						
Type	In-turn	%	Out-turn	%	Total	%
Draw	66	41	82	41	148	41
Front	17	72	3	67	20	71
Guard	23	58	17	51	40	55
Raise	10	60	15	40	25	48
Wick / Soft Peeling	0	-	1	75	1	75
Freeze	0	-	0	-	0	-
Take-out	39	51	38	48	77	50
Hit and Roll	0	-	0	-	0	-
Clearing	9	69	11	75	20	73
Double Take-out	0	-	0	-	0	-
Promotion Take-out	0	-	0	-	0	-
not considered	1	-	3	-	4	-
All Draws	116	50	118	44	234	47
All Take-outs	48	55	49	54	97	54
Total	164	52	167	47	331	49



CUMULATIVE PLAYER STATISTICS BY TEAM

STATISTIQUES CUMULÉES DES JOUEURS PAR ÉQUIPE

PINEROLO PALAGHIACCIO AS OF WED 15 MAR 2006 / EN DATE DU MER 15 MAR 2006

SUI - Switzerland

BUCHER Urs		Skip		Right-handed		
Type	In-turn	%	Out-turn	%	Total	%
Draw	4	56	6	67	10	63
Front	0	-	0	-	0	-
Guard	3	100	0	-	3	100
Raise	0	-	2	0	2	0
Wick / Soft Peeling	0	-	0	-	0	-
Freeze	0	-	0	-	0	-
Take-out	12	63	4	38	16	56
Hit and Roll	0	-	0	-	0	-
Clearing	0	-	2	100	2	100
Double Take-out	0	-	0	-	0	-
Promotion Take-out	0	-	0	-	0	-
not considered	0	-	0	-	0	-
All Draws	7	75	8	50	15	62
All Take-outs	12	63	6	58	18	61
Total	19	67	14	54	33	61

BOLLIGER Manfred		Third		Right-handed		
Type	In-turn	%	Out-turn	%	Total	%
Draw	14	38	11	61	25	48
Front	0	-	0	-	0	-
Guard	7	75	2	13	9	61
Raise	2	0	3	25	5	15
Wick / Soft Peeling	0	-	0	-	0	-
Freeze	0	-	0	-	0	-
Take-out	21	82	20	38	41	60
Hit and Roll	0	-	0	-	0	-
Clearing	0	-	1	100	1	100
Double Take-out	0	-	0	-	0	-
Promotion Take-out	0	-	0	-	0	-
not considered	0	-	0	-	0	-
All Draws	23	46	16	48	39	47
All Take-outs	21	82	21	40	42	61
Total	44	63	37	44	81	54

CASSANI Cesare		Second		Right-handed		
Type	In-turn	%	Out-turn	%	Total	%
Draw	19	33	9	44	28	37
Front	0	-	0	-	0	-
Guard	5	60	1	50	6	58
Raise	4	69	0	-	4	69
Wick / Soft Peeling	0	-	0	-	0	-
Freeze	0	-	0	-	0	-
Take-out	15	48	12	73	27	59
Hit and Roll	0	-	0	-	0	-
Clearing	16	83	2	75	18	82
Double Take-out	0	-	0	-	0	-
Promotion Take-out	0	-	0	-	0	-
not considered	0	-	0	-	0	-
All Draws	28	43	10	45	38	43
All Take-outs	31	66	14	73	45	68
Total	59	55	24	61	83	57

WILDI Madeleine		Lead		Right-handed		
Type	In-turn	%	Out-turn	%	Total	%
Draw	42	48	13	46	55	48
Front	14	66	3	75	17	68
Guard	1	50	0	-	1	50
Raise	1	100	0	-	1	100
Wick / Soft Peeling	0	-	0	-	0	-
Freeze	0	-	0	-	0	-
Take-out	8	3	1	25	9	6
Hit and Roll	0	-	0	-	0	-
Clearing	0	-	0	-	0	-
Double Take-out	0	-	0	-	0	-
Promotion Take-out	0	-	0	-	0	-
not considered	0	-	1	-	1	-
All Draws	58	53	16	52	74	53
All Take-outs	8	3	1	25	9	6
Total	66	47	17	50	83	48

LAUPER Erwin		Alternate		Right-handed		
Type	In-turn	%	Out-turn	%	Total	%
Draw	13	48	10	20	23	36
Front	0	-	0	-	0	-
Guard	0	-	1	50	1	50
Raise	2	100	4	75	6	83
Wick / Soft Peeling	0	-	0	-	0	-
Freeze	0	-	0	-	0	-
Take-out	3	67	9	39	12	46
Hit and Roll	0	-	0	-	0	-
Clearing	2	50	2	50	4	50
Double Take-out	0	-	0	-	0	-
Promotion Take-out	0	-	0	-	0	-
not considered	0	-	0	-	0	-
All Draws	15	55	15	37	30	46
All Take-outs	5	60	11	41	16	47
Total	20	56	26	38	46	46

Team Switzerland						
Type	In-turn	%	Out-turn	%	Total	%
Draw	92	44	49	46	141	45
Front	14	66	3	75	17	68
Guard	16	73	4	31	20	65
Raise	9	64	9	42	18	53
Wick / Soft Peeling	0	-	0	-	0	-
Freeze	0	-	0	-	0	-
Take-out	59	58	46	47	105	53
Hit and Roll	0	-	0	-	0	-
Clearing	18	79	7	79	25	79
Double Take-out	0	-	0	-	0	-
Promotion Take-out	0	-	0	-	0	-
not considered	0	-	1	-	1	-
All Draws	131	51	65	46	196	49
All Take-outs	77	63	53	51	130	58
Total	208	56	118	48	326	53



CUMULATIVE PLAYER STATISTICS BY TEAM

STATISTIQUES CUMULÉES DES JOUEURS PAR ÉQUIPE

PINEROLO PALAGHIACCIO AS OF WED 15 MAR 2006 / EN DATE DU MER 15 MAR 2006

SWE - Sweden

Type	In-turn		Skip		Right-handed	
	In-turn	%	Out-turn	%	Total	%
Draw	15	18	12	33	27	25
Front	0	-	0	-	0	-
Guard	8	97	10	65	18	79
Raise	4	0	1	0	5	0
Wick / Soft Peeling	0	-	0	-	0	-
Freeze	0	-	0	-	0	-
Take-out	18	53	7	29	25	46
Hit and Roll	0	-	0	-	0	-
Clearing	1	50	2	25	3	33
Double Take-out	0	-	0	-	0	-
Promotion Take-out	0	-	0	-	0	-
not considered	0	-	0	-	0	-
All Draws	27	39	23	46	50	42
All Take-outs	19	53	9	28	28	45
Total	46	45	32	41	78	43

Type	In-turn		Third		Right-handed	
	In-turn	%	Out-turn	%	Total	%
Draw	16	30	10	40	26	34
Front	0	-	0	-	0	-
Guard	7	68	4	56	11	64
Raise	0	-	2	63	2	63
Wick / Soft Peeling	0	-	0	-	0	-
Freeze	0	-	0	-	0	-
Take-out	6	54	9	39	15	45
Hit and Roll	0	-	0	-	0	-
Clearing	2	25	2	0	4	13
Double Take-out	0	-	0	-	0	-
Promotion Take-out	0	-	0	-	0	-
not considered	0	-	0	-	0	-
All Draws	23	41	16	47	39	44
All Take-outs	8	47	11	32	19	38
Total	31	43	27	41	58	42

Type	In-turn		Second		Right-handed	
	In-turn	%	Out-turn	%	Total	%
Draw	14	36	14	41	28	38
Front	0	-	1	50	1	50
Guard	2	100	2	88	4	94
Raise	1	100	0	-	1	100
Wick / Soft Peeling	0	-	0	-	0	-
Freeze	0	-	0	-	0	-
Take-out	9	67	4	25	13	54
Hit and Roll	0	-	0	-	0	-
Clearing	1	100	0	-	1	100
Double Take-out	0	-	0	-	0	-
Promotion Take-out	0	-	0	-	0	-
not considered	0	-	0	-	0	-
All Draws	17	47	17	47	34	47
All Take-outs	10	70	4	25	14	57
Total	27	56	21	43	48	50

Type	In-turn		Lead		Right-handed	
	In-turn	%	Out-turn	%	Total	%
Draw	47	48	6	33	53	47
Front	11	75	1	75	12	75
Guard	3	92	0	-	3	92
Raise	0	-	0	-	0	-
Wick / Soft Peeling	0	-	0	-	0	-
Freeze	0	-	0	-	0	-
Take-out	13	52	2	50	15	52
Hit and Roll	0	-	0	-	0	-
Clearing	0	-	0	-	0	-
Double Take-out	0	-	0	-	0	-
Promotion Take-out	0	-	0	-	0	-
not considered	1	-	0	-	1	-
All Draws	61	55	7	39	68	54
All Take-outs	13	52	2	50	15	52
Total	74	55	9	42	83	53

Type	In-turn		Alternate		Right-handed	
	In-turn	%	Out-turn	%	Total	%
Draw	12	33	14	36	26	35
Front	0	-	1	100	1	100
Guard	7	57	5	50	12	54
Raise	3	67	3	50	6	58
Wick / Soft Peeling	0	-	0	-	0	-
Freeze	0	-	0	-	0	-
Take-out	11	80	1	50	12	77
Hit and Roll	0	-	0	-	0	-
Clearing	2	50	0	-	2	50
Double Take-out	0	-	0	-	0	-
Promotion Take-out	0	-	0	-	0	-
not considered	0	-	0	-	0	-
All Draws	22	45	23	43	45	44
All Take-outs	13	75	1	50	14	73
Total	35	56	24	44	59	51

Type	In-turn		Team Sweden		Total	
	In-turn	%	Out-turn	%	Total	%
Draw	104	38	56	37	160	38
Front	11	75	3	75	14	75
Guard	27	79	21	62	48	71
Raise	8	38	6	46	14	41
Wick / Soft Peeling	0	-	0	-	0	-
Freeze	0	-	0	-	0	-
Take-out	57	60	23	35	80	53
Hit and Roll	0	-	0	-	0	-
Clearing	6	50	4	13	10	35
Double Take-out	0	-	0	-	0	-
Promotion Take-out	0	-	0	-	0	-
not considered	1	-	0	-	1	-
All Draws	150	48	86	45	236	47
All Take-outs	63	59	27	31	90	51
Total	213	51	113	42	326	48



CUMULATIVE PLAYER STATISTICS BY TEAM

STATISTIQUES CUMULÉES DES JOUEURS PAR ÉQUIPE

PINEROLO PALAGHIACCIO AS OF WED 15 MAR 2006 / EN DATE DU MER 15 MAR 2006

USA - United States of America

Type	PIERCE Jim		Skip		Right-handed	
	In-turn	%	Out-turn	%	Total	%
Draw	10	28	17	38	27	34
Front	0	-	0	-	0	-
Guard	5	70	0	-	5	70
Raise	1	0	2	88	3	58
Wick / Soft Peeling	0	-	0	-	0	-
Freeze	0	-	0	-	0	-
Take-out	6	29	12	75	18	60
Hit and Roll	0	-	0	-	0	-
Clearing	2	38	3	83	5	65
Double Take-out	0	-	0	-	0	-
Promotion Take-out	0	-	0	-	0	-
not considered	0	-	2	-	2	-
All Draws	16	39	19	43	35	41
All Take-outs	8	31	15	77	23	61
Total	24	36	34	58	58	49

Type	SMITH Wes		Third		Right-handed	
	In-turn	%	Out-turn	%	Total	%
Draw	12	40	13	44	25	42
Front	0	-	0	-	0	-
Guard	3	50	3	67	6	58
Raise	3	42	5	55	8	50
Wick / Soft Peeling	0	-	0	-	0	-
Freeze	0	-	0	-	0	-
Take-out	11	41	8	38	19	39
Hit and Roll	0	-	0	-	0	-
Clearing	2	13	0	-	2	13
Double Take-out	0	-	0	-	0	-
Promotion Take-out	0	-	0	-	0	-
not considered	0	-	3	-	3	-
All Draws	18	42	21	50	39	46
All Take-outs	13	37	8	38	21	37
Total	31	40	29	47	60	43

Type	JOSEPH James		Second		Right-handed	
	In-turn	%	Out-turn	%	Total	%
Draw	14	32	15	38	29	35
Front	0	-	0	-	0	-
Guard	8	66	4	69	12	67
Raise	2	50	3	17	5	30
Wick / Soft Peeling	0	-	0	-	0	-
Freeze	0	-	0	-	0	-
Take-out	12	38	11	50	23	43
Hit and Roll	0	-	0	-	0	-
Clearing	4	69	3	42	7	57
Double Take-out	0	-	0	-	0	-
Promotion Take-out	0	-	0	-	0	-
not considered	0	-	2	-	2	-
All Draws	24	45	22	41	46	43
All Take-outs	16	45	14	48	30	47
Total	40	45	36	44	76	44

Type	LIBBY Danell		Lead		Right-handed	
	In-turn	%	Out-turn	%	Total	%
Draw	27	55	6	50	33	54
Front	19	67	3	92	22	70
Guard	1	100	1	75	2	88
Raise	0	-	0	-	0	-
Wick / Soft Peeling	0	-	0	-	0	-
Freeze	0	-	0	-	0	-
Take-out	16	44	5	5	21	35
Hit and Roll	0	-	0	-	0	-
Clearing	2	100	0	-	2	100
Double Take-out	0	-	0	-	0	-
Promotion Take-out	0	-	0	-	0	-
not considered	0	-	4	-	4	-
All Draws	47	61	10	65	57	61
All Take-outs	18	50	5	5	23	40
Total	65	58	15	45	80	55

Type	PEREZ Augusto		Alternate		Right-handed	
	In-turn	%	Out-turn	%	Total	%
Draw	14	52	11	45	25	49
Front	0	-	1	75	1	75
Guard	4	38	1	50	5	40
Raise	2	13	1	100	3	42
Wick / Soft Peeling	0	-	0	-	0	-
Freeze	0	-	0	-	0	-
Take-out	7	29	6	63	13	44
Hit and Roll	0	-	0	-	0	-
Clearing	1	0	0	-	1	0
Double Take-out	0	-	0	-	0	-
Promotion Take-out	0	-	0	-	0	-
not considered	0	-	0	-	0	-
All Draws	20	45	14	52	34	48
All Take-outs	8	25	6	63	14	41
Total	28	39	20	55	48	46

Type	Team United States of America					
	In-turn	%	Out-turn	%	Total	%
Draw	77	44	62	42	139	43
Front	19	67	4	88	23	71
Guard	21	61	9	67	30	63
Raise	8	31	11	55	19	45
Wick / Soft Peeling	0	-	0	-	0	-
Freeze	0	-	0	-	0	-
Take-out	52	38	42	51	94	44
Hit and Roll	0	-	0	-	0	-
Clearing	11	52	6	63	17	56
Double Take-out	0	-	0	-	0	-
Promotion Take-out	0	-	0	-	0	-
not considered	0	-	11	-	11	-
All Draws	125	50	86	48	211	49
All Take-outs	63	40	48	53	111	46
Total	188	47	134	50	322	48


SESSION RESULTS / RÉSULTATS DE LA SESSION

PINEROLO PALAGHIACCIO WED 15 MAR 2006 / MER 15 MAR 2006 START TIME / DEBUT 11:00

Sheet	Round	Team	LSFE	1	2	3	4	5	6	Extra Ends					Total
A	7	CAN - Canada	*	2	1	1	0	0	1						5
	7	ITA - Italy		0	0	0	2	1	0						3
B	7	USA - United States of America	*	0	0	2	0	0	0						2
	7	GBR - Great Britain		1	1	0	1	1	1						5
C	7	NOR - Norway	*	2	0	0	1	0	2						5
	7	SUI - Switzerland		0	2	1	0	1	0						4
D	7	DEN - Denmark	*	0	0	2	0	0	0						2
	7	SWE - Sweden		1	2	0	5	1	1						10

Standings After Round Robin

Rank	Team	Games	Wins	Losses	
1	CAN - Canada	7	5	2	Q
2 (a)	GBR - Great Britain	7	4	3	Q
2 (b)	SWE - Sweden	7	4	3	Q
2 (c)	DEN - Denmark	7	4	3	TB
2 (d)	NOR - Norway	7	4	3	TB
6	SUI - Switzerland	7	3	4	
7 (a)	ITA - Italy	7	2	5	
7 (b)	USA - United States of America	7	2	5	

NOTE

(a), (b), (c), ... Ranking determined by record of games

LEGEND

LSFE (*) Last stone first end

Q Qualified for semifinals

TB Qualified for tie-breaker



GAME RESULTS / RÉSULTATS DE LA PARTIE

PINEROLO PALAGHIACCIO WED 15 MAR 2006 / MER 15 MAR 2006 START TIME / DEBUT 11:00

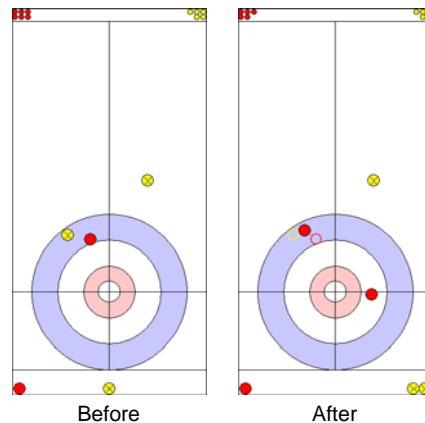
Sheet	Round	Team	LSFE	1	2	3	4	5	6	Extra Ends	Total
A	7	CAN - Canada	*	2	1	1	0	0	1		5
	7	ITA - Italy		0	0	0	2	1	0		3

CAN - Canada		Round 7	All
4 S	DAW Chris	68 %	56 %
3	AUSTGARDEN Gerry	63 %	52 %
2	CORMACK Gary	67 %	52 %
1	GAUDET Sonja	85 %	66 %
A	BLACHFORD Karen	- %	- %
Team Total		71 %	56 %

ITA - Italy		Round 7	All
4 S	TABANELLI Andrea	33 %	44 %
3	MARCHESE Egidio	46 %	42 %
2	SPELORZI Emanuele	60 %	53 %
1	DAL MONTE Rita	48 %	44 %
A	GASPARD Pierino	- %	44 %
Team Total		47 %	45 %

Most Important Shot:

Canadian Second CORMACK G played an excellent Take-out with his first stone in the 6th End on the Italian shot stone to lie 2 and maintain the pressure on Italy.



End: 6
Team: CAN - Canada
Player: CORMACK G
Stone: Second, 1st stone
Task: Take-out
Handle: Out-turn
Points: 100%

● : CAN - Canada
● : ITA - Italy

NOTE

Team position and functions are attached to each team member's name as follows:
4 = Fourth, 3 = Third, 2 = Second, 1 = Lead, A = Alternate, S = Skip

LEGEND

LSFE (*) Last stone first end



GAME RESULTS / RÉSULTATS DE LA PARTIE

PINEROLO PALAGHIACCIO WED 15 MAR 2006 / MER 15 MAR 2006 START TIME / DEBUT 11:00

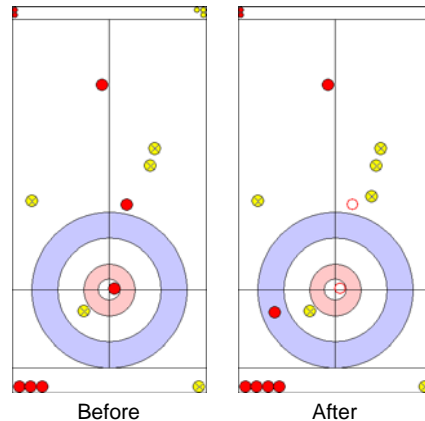
Sheet	Round	Team	LSFE	1	2	3	4	5	6	Extra Ends	Total
B	7	USA - United States of America	*	0	0	2	0	0	0		2
	7	GBR - Great Britain		1	1	0	1	1	1		5

USA - United States of America	Round 7	All
4 S SMITH Wes	29 %	43 %
3 JOSEPH James	67 %	44 %
2 PIERCE Jim	67 %	49 %
1 LIBBY Danell	67 %	55 %
A PEREZ Augusto	- %	46 %
Team Total	57 %	48 %

GBR - Great Britain	Round 7	All
4 S DUFFY Frank	65 %	57 %
3 McCREADIE Michael	63 %	61 %
2 KILLIN Tom	46 %	51 %
1 MALONE Angie	69 %	58 %
A DICKSON Ken	- %	38 %
Team Total	60 %	57 %

Most Important Shot:

In the fourth End, BritishThird McCREADIE M played an excellent stone to remove two US stones and lie partially hidden behind Guards in the shot position. This shot turned the End in favour of Great Britain.



End: 4
Team: GBR - Great Britain
Player: McCREADIE M
Stone: Third, 2nd stone
Task: Clearing
Handle: In-turn
Points: 100%

● : USA - United States
● : GBR - Great Britain

NOTE

Team position and functions are attached to each team member's name as follows:
4 = Fourth, 3 = Third, 2 = Second, 1 = Lead, A = Alternate, S = Skip

LEGEND

LSFE (*) Last stone first end



GAME RESULTS / RÉSULTATS DE LA PARTIE

PINEROLO PALAGHIACCIO WED 15 MAR 2006 / MER 15 MAR 2006 START TIME / DEBUT 11:00

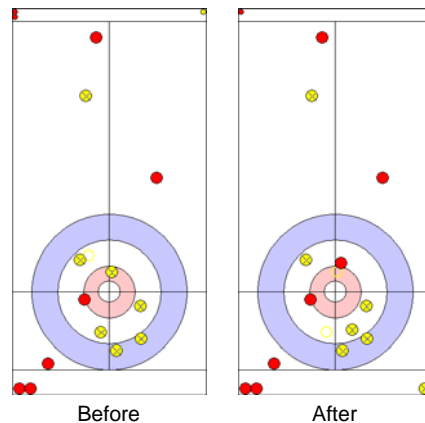
Sheet	Round	Team	LSFE	1	2	3	4	5	6	Extra Ends	Total
C	7	NOR - Norway	*	2	0	0	1	0	2		5
	7	SUI - Switzerland		0	2	1	0	1	0		4

NOR - Norway		Round 7	All
4	LORENTSEN Rune	43 %	44 %
3	SKOGSTAD Geir Arne	58 %	51 %
2 S	JOHANSEN Paul Aksel	50 %	50 %
1	TYSTAD Lene	46 %	54 %
A	FISSUM Trine	- %	45 %
Team Total		49 %	49 %

SUI - Switzerland		Round 7	All
4 S	BOLLIGER Manfred	48 %	54 %
3	LAUPER Erwin	46 %	46 %
2	CASSANI Cesare	31 %	57 %
1	WILDI Madeleine	35 %	48 %
A	BUCHER Urs	- %	61 %
Team Total		40 %	53 %

Most Important Shot:

With the Swiss team lying 5 shots in the house, the Norwegian Fourth player LORENTSEN R made a fine Take-out on a Swiss centre stone which narrowly missed the only other Norwegian stone on its way out. This left Norway lying 2 shots on the four foot which was enough to win the game.



End: 6
Team: NOR - Norway
Player: LORENTSEN R
Stone: Fourth, 1st stone
Task: Take-out
Handle: In-turn
Points: 100%

● : NOR - Norway
● : SUI - Switzerland

NOTE

Team position and functions are attached to each team member's name as follows:
4 = Fourth, 3 = Third, 2 = Second, 1 = Lead, A = Alternate, S = Skip

LEGEND

LSFE (*) Last stone first end



GAME RESULTS / RÉSULTATS DE LA PARTIE

PINEROLO PALAGHIACCIO WED 15 MAR 2006 / MER 15 MAR 2006 START TIME / DEBUT 11:00

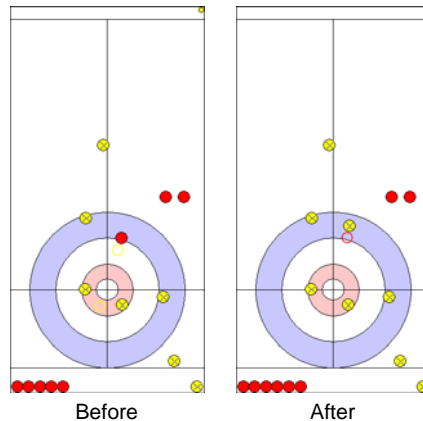
Sheet	Round	Team	LSFE	1	2	3	4	5	6	Extra Ends	Total
D	7	DEN - Denmark	*	0	0	2	0	0	0		2
	7	SWE - Sweden		1	2	0	5	1	1		10

DEN - Denmark		Round 7	All
4 S	OERBAEK Kenneth	38 %	46 %
3	PEDERSEN Sussie	33 %	46 %
2	KRISTENSEN Joern	36 %	47 %
1	JENSEN Rosita	69 %	64 %
A	JENSEN Bjarne	- %	- %
Team Total		45 %	51 %

SWE - Sweden		Round 7	All
4 S	JUNGNELL Jalle	75 %	43 %
3	IKONEN Glenn	35 %	42 %
2	SJOEBERG Bernt	69 %	51 %
1	WILHELM Anette	63 %	53 %
A	JOHANSSON Rolf	- %	50 %
Team Total		61 %	48 %

Most Important Shot:

In the 4th End, Swedish Skip JUNGNELL J played a perfect Take-out to score 5 giving Sweden a 8-2 lead. That stone changed the game and Denmark never found back into their game.



End: 4
Team: SWE - Sweden
Player: JUNGNELL J
Stone: Fourth, 2nd stone
Task: Take-out
Handle: In-turn
Points: 100%

● : DEN - Denmark
● : SWE - Sweden

NOTE

Team position and functions are attached to each team member's name as follows:
4 = Fourth, 3 = Third, 2 = Second, 1 = Lead, A = Alternate, S = Skip

LEGEND

LSFE (*) Last stone first end


SESSION RESULTS / RÉSULTATS DE LA SESSION

PINEROLO PALAGHIACCIO TUE 14 MAR 2006 / MAR 14 MAR 2006 START TIME / DEBUT 16:00

Sheet	Round	Team	LSFE	1	2	3	4	5	6	Extra Ends	Total
A	6	SUI - Switzerland	*	0	0	0	1	0	1		2
	6	DEN - Denmark		1	3	2	0	2	0		8
B	6	NOR - Norway	*	0	0	0	2	0	2		4
	6	SWE - Sweden		1	2	1	0	3	0		7
C	6	CAN - Canada		0	4	0	1	0	1	1	7
	6	GBR - Great Britain	*	2	0	1	0	3	0	0	6
D	6	USA - United States of America		0	0	1	0	0	0		1
	6	ITA - Italy	*	1	1	0	1	1	2		6

Standings After Session 6

Rank	Team	Games	Wins	Losses
1	CAN - Canada	6	4	2
1	DEN - Denmark	6	4	2
3	GBR - Great Britain	6	3	3
3	NOR - Norway	6	3	3
3	SUI - Switzerland	6	3	3
3	SWE - Sweden	6	3	3
7	ITA - Italy	6	2	4
7	USA - United States of America	6	2	4

LEGEND

LSFE (*) Last stone first end



GAME RESULTS / RÉSULTATS DE LA PARTIE

PINEROLO PALAGHIACCIO TUE 14 MAR 2006 / MAR 14 MAR 2006 START TIME / DEBUT 16:00

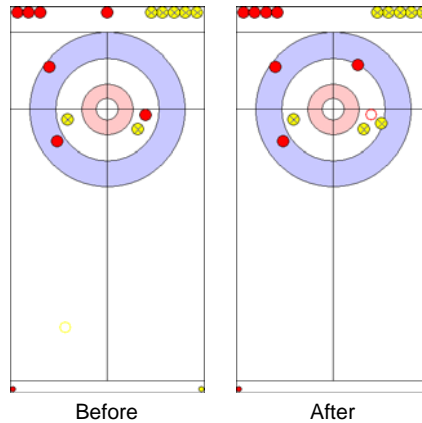
Sheet	Round	Team	LSFE	1	2	3	4	5	6	Extra Ends	Total
A	6	SUI - Switzerland	*	0	0	0	1	0	1		2
	6	DEN - Denmark		1	3	2	0	2	0		8

SUI - Switzerland	Round 6	All
4 S BOLLIGER Manfred	25 %	55 %
3 LAUPER Erwin	38 %	46 %
2 CASSANI Cesare	50 %	61 %
1 WILDI Madeleine	67 %	50 %
A BUCHER Urs	- %	61 %
Team Total	46 %	55 %

DEN - Denmark	Round 6	All
4 S OERBAEK Kenneth	68 %	47 %
3 PEDERSEN Sussie	40 %	48 %
2 KRISTENSEN Joern	50 %	48 %
1 JENSEN Rosita	71 %	63 %
A JENSEN Bjarne	- %	- %
Team Total	57 %	52 %

Most Important Shot:

With his last stone in the 3rd end, Danish Skip OERBAEK K tapped back a Swiss stone to steal 2. This gave Denmark a 6 : 0 lead after three ends.



End: 3
Team: DEN - Denmark
Player: OERBAEK K
Stone: Fourth, 2nd stone
Task: Raise
Handle: In-turn
Points: 100%

● : SUI - Switzerland
● : DEN - Denmark

NOTE

Team position and functions are attached to each team member's name as follows:
4 = Fourth, 3 = Third, 2 = Second, 1 = Lead, A = Alternate, S = Skip

LEGEND

LSFE (*) Last stone first end



GAME RESULTS / RÉSULTATS DE LA PARTIE

PINEROLO PALAGHIACCIO TUE 14 MAR 2006 / MAR 14 MAR 2006 START TIME / DEBUT 16:00

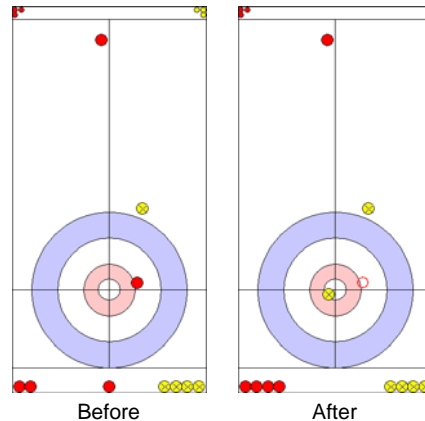
Sheet	Round	Team	LSFE	1	2	3	4	5	6	Extra Ends	Total
B	6	NOR - Norway	*	0	0	0	2	0	2		4
	6	SWE - Sweden		1	2	1	0	3	0		7

NOR - Norway		Round 6	All
4	LORENTSEN Rune	35 %	44 %
3	SKOGSTAD Geir Arne	25 %	50 %
2 S	JOHANSEN Paul Aksel	46 %	50 %
1	TYSTAD Lene	67 %	55 %
A	FISSUM Trine	- %	45 %
Team Total		43 %	49 %

SWE - Sweden		Round 6	All
4 S	JUNGNELL Jalle	42 %	38 %
3	IKONEN Glenn	67 %	43 %
2	SJOEBERG Bernt	67 %	47 %
1	WILHELM Anette	69 %	52 %
A	JOHANSSON Rolf	- %	50 %
Team Total		61 %	46 %

Most Important Shot:

At the second end, the Swedish Third IKONEN G hit and rolled behind a guard which was difficult for the Norwegians to remove. The Swedish team went on to steal two, leading by three.



End: 2
Team: SWE - Sweden
Player: IKONEN G
Stone: Third, 2nd stone
Task: Take-out
Handle: Out-turn
Points: 100%

● : NOR - Norway
● : SWE - Sweden

NOTE

Team position and functions are attached to each team member's name as follows:
4 = Fourth, 3 = Third, 2 = Second, 1 = Lead, A = Alternate, S = Skip

LEGEND

LSFE (*) Last stone first end



GAME RESULTS / RÉSULTATS DE LA PARTIE

PINEROLO PALAGHIACCIO TUE 14 MAR 2006 / MAR 14 MAR 2006 START TIME / DEBUT 16:00

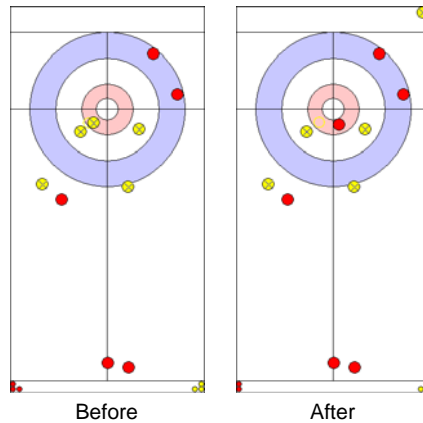
Sheet	Round	Team	LSFE	1	2	3	4	5	6	Extra Ends	Total
C	6	CAN - Canada		0	4	0	1	0	1	1	7
	6	GBR - Great Britain	*	2	0	1	0	3	0	0	6

CAN - Canada		Round 6	All
4 S	DAW Chris	70 %	54 %
3	AUSTGARDEN Gerry	45 %	51 %
2	CORMACK Gary	46 %	49 %
1	GAUDET Sonja	59 %	63 %
A	BLACHFORD Karen	- %	- %
Team Total		55 %	54 %

GBR - Great Britain		Round 6	All
4 S	DUFFY Frank	46 %	55 %
3	McCREADIE Michael	61 %	61 %
2	KILLIN Tom	64 %	52 %
1	MALONE Angie	66 %	57 %
A	DICKSON Ken	- %	38 %
Team Total		60 %	56 %

Most Important Shot:

In the extra end, Canadian Third AUSTGARDEN G played a controlled weight Take-out and rolled behind British cover to lie in shot position, leaving Great Britain to attempt high risk shots to try and dislodge the Canadian stone. With their remaining stones, Great Britain did not succeed to remove the shot Canadian stone giving Canada a 7-6 win.



End: 7
Team: CAN - Canada
Player: AUSTGARDEN G
Stone: Third, 2nd stone
Task: Raise
Handle: In-turn
Points: 100%

● : CAN - Canada
● : GBR - Great Britain

NOTE

Team position and functions are attached to each team member's name as follows:
4 = Fourth, 3 = Third, 2 = Second, 1 = Lead, A = Alternate, S = Skip

LEGEND

LSFE (*) Last stone first end



GAME RESULTS / RÉSULTATS DE LA PARTIE

PINEROLO PALAGHIACCIO TUE 14 MAR 2006 / MAR 14 MAR 2006 START TIME / DEBUT 16:00

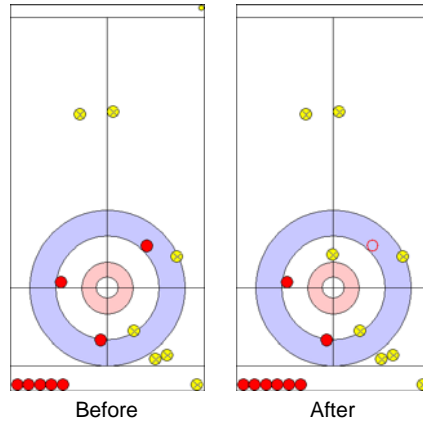
Sheet	Round	Team	LSFE	1	2	3	4	5	6	Extra Ends	Total
D	6	USA - United States of America		0	0	1	0	0	0		1
	6	ITA - Italy	*	1	1	0	1	1	2		6

USA - United States of America	Round 6	All
4 S SMITH Wes	27 %	46 %
3 JOSEPH James	21 %	40 %
2 PIERCE Jim	46 %	45 %
1 LIBBY Danell	35 %	53 %
A PEREZ Augusto	- %	46 %
Team Total	32 %	46 %

ITA - Italy	Round 6	All
4 S TABANELLI Andrea	50 %	46 %
3 MARCHESE Egidio	56 %	41 %
2 SPELORZI Emanuele	54 %	49 %
1 DAL MONTE Rita	42 %	44 %
A GASPARD Pierino	- %	44 %
Team Total	51 %	44 %

Most Important Shot:

With his last stone in the fourth end, Italian Skip TABANELLI A wicked and rolled into the house to score one, giving Italy a 3-1 lead after four ends.



End: 4
Team: ITA - Italy
Player: TABANELLI A
Stone: Fourth, 2nd stone
Task: Take-out
Handle: Out-turn
Points: 100%

● : USA - United States
● : ITA - Italy

NOTE

Team position and functions are attached to each team member's name as follows:
4 = Fourth, 3 = Third, 2 = Second, 1 = Lead, A = Alternate, S = Skip

LEGEND

LSFE (*) Last stone first end


SESSION RESULTS / RÉSULTATS DE LA SESSION

PINEROLO PALAGHIACCIO TUE 14 MAR 2006 / MAR 14 MAR 2006 START TIME / DEBUT 11:00

Sheet	Round	Team	LSFE	1	2	3	4	5	6	Extra Ends					Total
A	5	ITA - Italy	*	3	1	0	0	0	1						5
	5	GBR - Great Britain		0	0	5	2	1	0						8
B	5	CAN - Canada	*	0	1	0	0	2	1						4
	5	USA - United States of America		1	0	0	4	0	0						5
C	5	DEN - Denmark	*	1	0	4	1	1	0						7
	5	NOR - Norway		0	2	0	0	0	1						3
D	5	SWE - Sweden	*	0	1	1	2	1	0						5
	5	SUI - Switzerland		2	0	0	0	0	4						6

Standings After Session 5

Rank	Team	Games	Wins	Losses
1	CAN - Canada	5	3	2
1	DEN - Denmark	5	3	2
1	GBR - Great Britain	5	3	2
1	NOR - Norway	5	3	2
1	SUI - Switzerland	5	3	2
6	SWE - Sweden	5	2	3
6	USA - United States of America	5	2	3
8	ITA - Italy	5	1	4

LEGEND

LSFE (*) Last stone first end



GAME RESULTS / RÉSULTATS DE LA PARTIE

PINEROLO PALAGHIACCIO TUE 14 MAR 2006 / MAR 14 MAR 2006 START TIME / DEBUT 11:00

Sheet	Round	Team	LSFE	1	2	3	4	5	6	Extra Ends	Total
A	5	ITA - Italy	*	3	1	0	0	0	1		5
	5	GBR - Great Britain		0	0	5	2	1	0		8

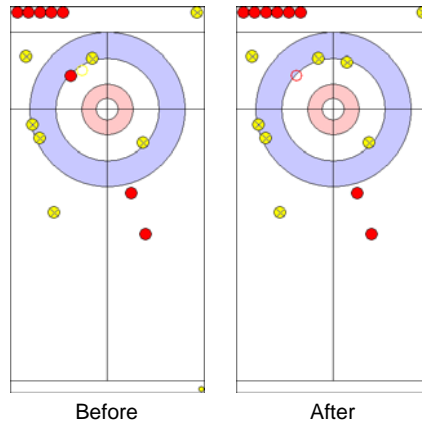
ITA - Italy	Round 5	All
4 S TABANELLI Andrea	54 %	45 %
3 MARCHESE Egidio	71 %	38 %
2 SPELORZI Emanuele	44 %	44 %
1 DAL MONTE Rita	56 %	44 %
A GASPARD Pierino	- %	44 %
Team Total	56 %	43 %

GBR - Great Britain	Round 5	All
4 S DUFFY Frank	52 %	57 %
3 McCREADIE Michael	69 %	61 %
2 KILLIN Tom	53 %	49 %
1 MALONE Angie	61 %	54 %
A DICKSON Ken	38 %	38 %
Team Total	58 %	55 %

DICKSON K replaced KILLIN T at the beginning of end 6

Most Important Shot:

British Skip DUFFY F, after having played a Double Take-out with his first stone, then played an excellent Take-out with his second stone to lie 5 shots.



End: 3
Team: GBR - Great Britain
Player: DUFFY F
Stone: Fourth, 2nd stone
Task: Take-out
Handle: Out-turn
Points: 100%

● : ITA - Italy
● : GBR - Great Britain

NOTE

Team position and functions are attached to each team member's name as follows:
4 = Fourth, 3 = Third, 2 = Second, 1 = Lead, A = Alternate, S = Skip

LEGEND

LSFE (*) Last stone first end



GAME RESULTS / RÉSULTATS DE LA PARTIE

PINEROLO PALAGHIACCIO TUE 14 MAR 2006 / MAR 14 MAR 2006 START TIME / DEBUT 11:00

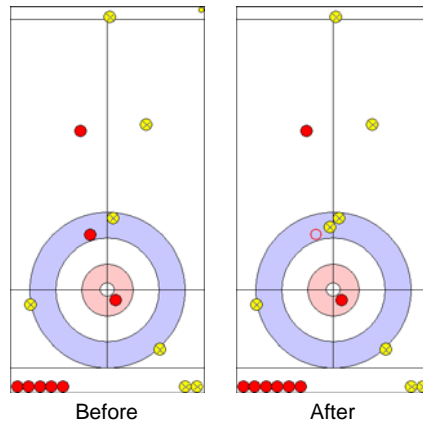
Sheet	Round	Team	LSFE	1	2	3	4	5	6	Extra Ends	Total
B	5	CAN - Canada	*	0	1	0	0	2	1		4
	5	USA - United States of America		1	0	0	4	0	0		5

CAN - Canada		Round 5	All
4 S	DAW Chris	48 %	50 %
3	AUSTGARDEN Gerry	40 %	52 %
2	CORMACK Gary	55 %	50 %
1	GAUDET Sonja	78 %	64 %
A	BLACHFORD Karen	- %	- %
Team Total		55 %	54 %

USA - United States of America		Round 5	All
4 S	SMITH Wes	47 %	52 %
3	JOSEPH James	43 %	45 %
2	PIERCE Jim	58 %	44 %
1	LIBBY Danell	78 %	57 %
A	PEREZ Augusto	- %	46 %
Team Total		56 %	49 %

Most Important Shot:

US Skip SMITH W secured with his last Take-out the win for USA



End: 6
Team: USA - United States
Player: SMITH W
Stone: Fourth, 2nd stone
Task: Take-out
Handle: In-turn
Points: 100%

● : CAN - Canada
● : USA - United States

NOTE

Team position and functions are attached to each team member's name as follows:
4 = Fourth, 3 = Third, 2 = Second, 1 = Lead, A = Alternate, S = Skip

LEGEND

LSFE (*) Last stone first end

No statistics for end 5



GAME RESULTS / RÉSULTATS DE LA PARTIE

PINEROLO PALAGHIACCIO TUE 14 MAR 2006 / MAR 14 MAR 2006 START TIME / DEBUT 11:00

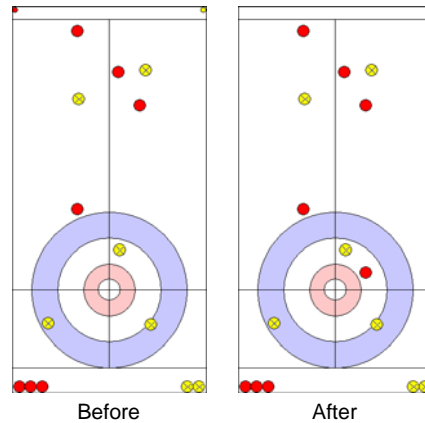
Sheet	Round	Team	LSFE	1	2	3	4	5	6	Extra Ends	Total
C	5	DEN - Denmark	*	1	0	4	1	1	0		7
	5	NOR - Norway		0	2	0	0	0	1		3

DEN - Denmark		Round 5	All
4 S	OERBAEK Kenneth	36 %	43 %
3	PEDERSEN Sussie	60 %	49 %
2	KRISTENSEN Joern	52 %	48 %
1	JENSEN Rosita	88 %	62 %
A	JENSEN Bjarne	- %	- %
Team Total		60 %	51 %

NOR - Norway		Round 5	All
4	LORENTSEN Rune	25 %	46 %
3	SKOGSTAD Geir Arne	65 %	55 %
2 S	JOHANSEN Paul Aksel	35 %	50 %
1	TYSTAD Lene	75 %	52 %
A	FISSUM Trine	- %	45 %
Team Total		50 %	50 %

Most Important Shot:

Danish Skip OERBAEK K played an immaculate Draw from wide ice to lie shot and covered against three Norwegian stones and made it impossible for the Norwegians to come back into the game.



End: 4
Team: DEN - Denmark
Player: OERBAEK K
Stone: Fourth, 2nd stone
Task: Draw
Handle: In-turn
Points: 100%

● : DEN - Denmark
● : NOR - Norway

NOTE

Team position and functions are attached to each team member's name as follows:
4 = Fourth, 3 = Third, 2 = Second, 1 = Lead, A = Alternate, S = Skip

LEGEND

LSFE (*) Last stone first end



GAME RESULTS / RÉSULTATS DE LA PARTIE

PINEROLO PALAGHIACCIO TUE 14 MAR 2006 / MAR 14 MAR 2006 START TIME / DEBUT 11:00

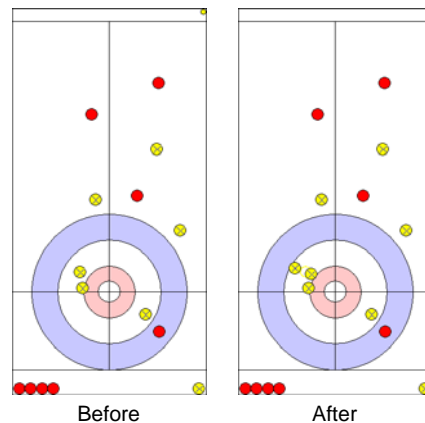
Sheet	Round	Team	LSFE	1	2	3	4	5	6	Extra Ends	Total
D	5	SWE - Sweden	*	0	1	1	2	1	0		5
	5	SUI - Switzerland		2	0	0	0	0	4		6

SWE - Sweden		Round 5	All
4 S	JUNGNELL Jalle	48 %	38 %
3	SJOEBERG Bernt	42 %	40 %
2	JOHANSSON Rolf	56 %	50 %
1	WILHELM Anette	63 %	48 %
A	IKONEN Glenn	- %	35 %
Team Total		52 %	43 %

SUI - Switzerland		Round 5	All
4 S	BOLLIGER Manfred	38 %	61 %
3	LAUPER Erwin	50 %	50 %
2	CASSANI Cesare	54 %	63 %
1	WILDI Madeleine	46 %	47 %
A	BUCHER Urs	- %	61 %
Team Total		47 %	57 %

Most Important Shot:

In the last end, after having played excellent Draws, Swiss Skip BOLLIGER M drew with his last stone to lie four and win the game with a score of 5 : 6.



End: 6
Team: SUI - Switzerland
Player: BOLLIGER M
Stone: Fourth, 2nd stone
Task: Draw
Handle: Out-turn
Points: 100%

● : SWE - Sweden
● : SUI - Switzerland

NOTE

Team position and functions are attached to each team member's name as follows:
4 = Fourth, 3 = Third, 2 = Second, 1 = Lead, A = Alternate, S = Skip

LEGEND

LSFE (*) Last stone first end


SESSION RESULTS / RÉSULTATS DE LA SESSION

PINEROLO PALAGHIACCIO MON 13 MAR 2006 / LUN 13 MAR 2006 START TIME / DEBUT 16:00

Sheet	Round	Team	LSFE	1	2	3	4	5	6	Extra Ends					Total
A	4	DEN - Denmark	*	0	1	2	1	0	2						6
	4	USA - United States of America		2	0	0	0	2	0						4
B	4	ITA - Italy		0	0	0	0	0	0						0
	4	SUI - Switzerland	*	6	1	1	3	1	2						14
C	4	GBR - Great Britain		2	1	1	2	0	1						7
	4	SWE - Sweden	*	0	0	0	0	2	0						2
D	4	NOR - Norway	*	0	2	3	0	1	0						6
	4	CAN - Canada		3	0	0	3	0	1						7

Standings After Session 4

Rank	Team	Games	Wins	Losses
1	CAN - Canada	4	3	1
1	NOR - Norway	4	3	1
3	DEN - Denmark	4	2	2
3	GBR - Great Britain	4	2	2
3	SUI - Switzerland	4	2	2
3	SWE - Sweden	4	2	2
7	ITA - Italy	4	1	3
7	USA - United States of America	4	1	3

LEGEND

LSFE (*) Last stone first end



GAME RESULTS / RÉSULTATS DE LA PARTIE

PINEROLO PALAGHIACCIO MON 13 MAR 2006 / LUN 13 MAR 2006 START TIME / DEBUT 16:00

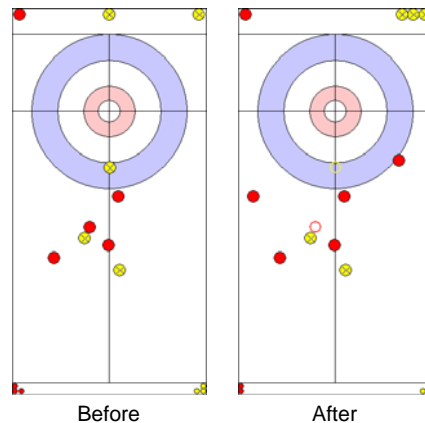
Sheet	Round	Team	LSFE	1	2	3	4	5	6	Extra Ends	Total
A	4	DEN - Denmark	*	0	1	2	1	0	2		6
	4	USA - United States of America		2	0	0	0	2	0		4

DEN - Denmark		Round 4	All
4 S	OERBAEK Kenneth	45 %	45 %
3	PEDERSEN Sussie	58 %	46 %
2	KRISTENSEN Joern	33 %	47 %
1	JENSEN Rosita	48 %	55 %
A	JENSEN Bjarne	- %	- %
Team Total		46 %	48 %

USA - United States of America		Round 4	All
4 S	SMITH Wes	38 %	54 %
3	JOSEPH James	40 %	45 %
2	PEREZ Augusto	42 %	46 %
1	LIBBY Danell	69 %	53 %
A	PIERCE Jim	- %	39 %
Team Total		47 %	48 %

Most Important Shot:

Danish Third PEDERSON S played an excellent Promotion Take-Out on two Guards, pushing the own Danish stone into the house and removing the US shot stone. The promoted Danish stone even stayed in the house, preparing a score of two for Denmark to win the game.



End: 3
Team: DEN - Denmark
Player: PEDERSEN S
Stone: Third, 2nd stone
Task: Raise
Handle: In-turn
Points: 100%

● : DEN - Denmark
● : USA - United States

NOTE

Team position and functions are attached to each team member's name as follows:
4 = Fourth, 3 = Third, 2 = Second, 1 = Lead, A = Alternate, S = Skip

LEGEND

LSFE (*) Last stone first end



GAME RESULTS / RÉSULTATS DE LA PARTIE

PINEROLO PALAGHIACCIO MON 13 MAR 2006 / LUN 13 MAR 2006 START TIME / DEBUT 16:00

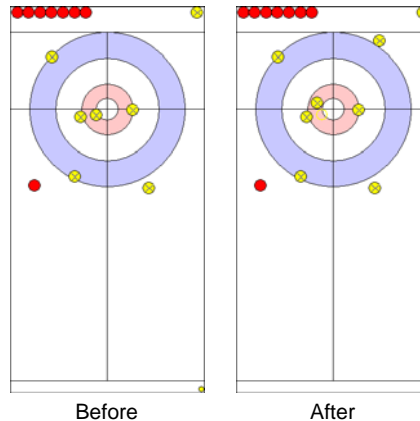
Sheet	Round	Team	LSFE	1	2	3	4	5	6	Extra Ends	Total
B	4	ITA - Italy		0	0	0	0	0	0		0
	4	SUI - Switzerland	*	6	1	1	3	1	2		14

ITA - Italy		Round 4	All
4	MARCHESE Egidio	8 %	29 %
3 S	TABANELLI Andrea	31 %	43 %
2	GASPARD Pierino	31 %	44 %
1	DAL MONTE Rita	46 %	41 %
A	SPELORZI Emanuele	- %	- %
Team Total		29 %	39 %

SUI - Switzerland		Round 4	All
4 S	BOLLIGER Manfred	69 %	66 %
3	LAUPER Erwin	50 %	50 %
2	CASSANI Cesare	88 %	66 %
1	WILDI Madeleine	36 %	47 %
A	BUCHER Urs	- %	61 %
Team Total		61 %	59 %

Most Important Shot:

After some unfortunate misses by the Italian team in the first end, Swiss Skip BOLLIGER M drew with his last stone for a big end. The score of 0:6 proved to be too much of a hurdle for the Italians to overcome.



End: 1
Team: SUI - Switzerland
Player: BOLLIGER M
Stone: Fourth, 2nd stone
Task: Draw
Handle: Out-turn
Points: 100%

● : ITA - Italy
● : SUI - Switzerland

NOTE

Team position and functions are attached to each team member's name as follows:
4 = Fourth, 3 = Third, 2 = Second, 1 = Lead, A = Alternate, S = Skip

LEGEND

LSFE (*) Last stone first end



GAME RESULTS / RÉSULTATS DE LA PARTIE

PINEROLO PALAGHIACCIO MON 13 MAR 2006 / LUN 13 MAR 2006 START TIME / DEBUT 16:00

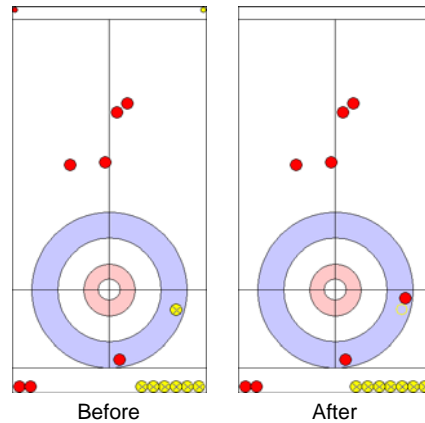
Sheet	Round	Team	LSFE	1	2	3	4	5	6	Extra Ends	Total
C	4	GBR - Great Britain		2	1	1	2	0	1		7
	4	SWE - Sweden	*	0	0	0	0	2	0		2

GBR - Great Britain		Round 4	All
4 S	DUFFY Frank	60 %	59 %
3	McCREADIE Michael	66 %	60 %
2	KILLIN Tom	48 %	48 %
1	MALONE Angie	69 %	53 %
A	DICKSON Ken	- %	- %
Team Total		61 %	55 %

SWE - Sweden		Round 4	All
4 S	JUNGNELL Jalle	40 %	35 %
3	IKONEN Glenn	19 %	35 %
2	JOHANSSON Rolf	44 %	48 %
1	WILHELM Anette	52 %	45 %
A	SJOEBERG Bernt	- %	39 %
Team Total		39 %	40 %

Most Important Shot:

After an excellent Take-out by the Swedish Skip JUNGELL J, British Skip DUFFY F replied with a strong Hit and Stay on the wide Swedish stone and pressured JUNGELL J to draw against two to stay in the game.



End: 4
Team: GBR - Great Britain
Player: DUFFY F
Stone: Fourth, 2nd stone
Task: Take-out
Handle: In-turn
Points: 100%

● : GBR - Great Britain
● : SWE - Sweden

NOTE

Team position and functions are attached to each team member's name as follows:
4 = Fourth, 3 = Third, 2 = Second, 1 = Lead, A = Alternate, S = Skip

LEGEND

LSFE (*) Last stone first end



GAME RESULTS / RÉSULTATS DE LA PARTIE

PINEROLO PALAGHIACCIO MON 13 MAR 2006 / LUN 13 MAR 2006 START TIME / DEBUT 16:00

Sheet	Round	Team	LSFE	1	2	3	4	5	6	Extra Ends	Total
D	4	NOR - Norway	*	0	2	3	0	1	0		6
	4	CAN - Canada		3	0	0	3	0	1		7

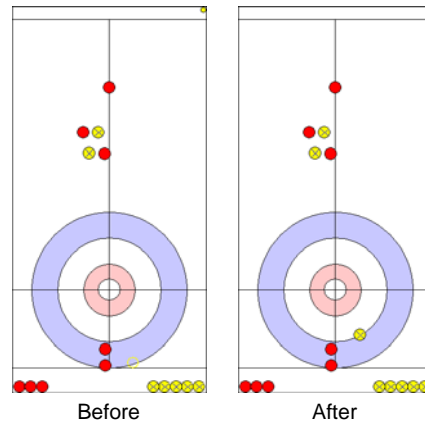
NOR - Norway		Round 4	All
4	LORENTSEN Rune	44 %	51 %
3	SKOGSTAD Geir Arne	38 %	53 %
2 S	JOHANSEN Paul Aksel	42 %	54 %
1	FISSUM Trine	17 %	45 %
A	TYSTAD Lene	58 %	42 %
Team Total		40 %	50 %

CAN - Canada		Round 4	All
4 S	DAW Chris	48 %	51 %
3	AUSTGARDEN Gerry	35 %	55 %
2	CORMACK Gary	25 %	49 %
1	GAUDET Sonja	52 %	60 %
A	BLACHFORD Karen	- %	- %
Team Total		40 %	54 %

TYSTAD L replaced FISSUM T at the beginning of end 4

Most Important Shot:

Canadian Skip DAW C played the very last stone into the house against 2 red stones to win the game.



End: 6
Team: CAN - Canada
Player: DAW C
Stone: Fourth, 2nd stone
Task: Draw
Handle: In-turn
Points: 100%

● : NOR - Norway
● : CAN - Canada

NOTE

Team position and functions are attached to each team member's name as follows:
4 = Fourth, 3 = Third, 2 = Second, 1 = Lead, A = Alternate, S = Skip

LEGEND

LSFE (*) Last stone first end


SESSION RESULTS / RÉSULTATS DE LA SESSION

PINEROLO PALAGHIACCIO MON 13 MAR 2006 / LUN 13 MAR 2006 START TIME / DEBUT 11:00

Sheet	Round	Team	LSFE	1	2	3	4	5	6	Extra Ends	Total
A	3	SWE - Sweden		0	0	0	2	2	1		5
	3	CAN - Canada	*	2	1	1	0	0	0		4
B	3	GBR - Great Britain	*	3	0	1	0	0	2		6
	3	NOR - Norway		0	4	0	1	2	0		7
C	3	ITA - Italy	*	1	1	0	0	0	2		4
	3	DEN - Denmark		0	0	2	1	2	0		5
D	3	SUI - Switzerland		0	0	0	1	0	1		2
	3	USA - United States of America	*	1	1	1	0	3	0		6

Standings After Session 3

Rank	Team	Games	Wins	Losses
1	NOR - Norway	3	3	0
2	CAN - Canada	3	2	1
2	SWE - Sweden	3	2	1
4	DEN - Denmark	3	1	2
4	GBR - Great Britain	3	1	2
4	ITA - Italy	3	1	2
4	SUI - Switzerland	3	1	2
4	USA - United States of America	3	1	2

LEGEND

LSFE (*) Last stone first end



GAME RESULTS / RÉSULTATS DE LA PARTIE

PINEROLO PALAGHIACCIO MON 13 MAR 2006 / LUN 13 MAR 2006 START TIME / DEBUT 11:00

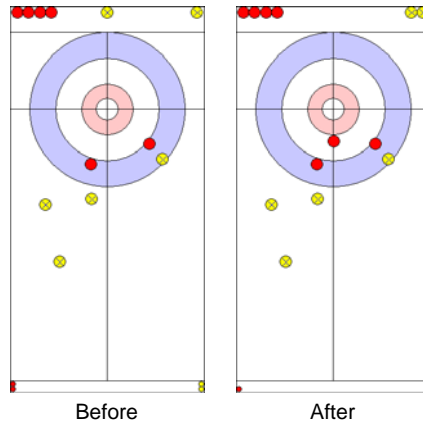
Sheet	Round	Team	LSFE	1	2	3	4	5	6	Extra Ends	Total
A	3	SWE - Sweden		0	0	0	2	2	1		5
	3	CAN - Canada	*	2	1	1	0	0	0		4

SWE - Sweden	Round 3	All
4 S JUNGNELL Jalle	29 %	33 %
3 IKONEN Glenn	40 %	44 %
2 SJOEBERG Bernt	38 %	39 %
1 WILHELM Anette	67 %	42 %
A JOHANSSON Rolf	- %	50 %
Team Total	43 %	41 %

CAN - Canada	Round 3	All
4 S DAW Chris	42 %	51 %
3 AUSTGARDEN Gerry	29 %	61 %
2 CORMACK Gary	56 %	57 %
1 GAUDET Sonja	60 %	64 %
A BLACHFORD Karen	- %	- %
Team Total	46 %	58 %

Most Important Shot:

With his first stone, Swedish Skip JUNGNELL J played an excellent Draw to freeze on a Canadian stone to lie 3.



End: 5
Team: SWE - Sweden
Player: JUNGNELL J
Stone: Fourth, 1st stone
Task: Draw
Handle: Out-turn
Points: 100%

● : SWE - Sweden
● : CAN - Canada

NOTE

Team position and functions are attached to each team member's name as follows:
4 = Fourth, 3 = Third, 2 = Second, 1 = Lead, A = Alternate, S = Skip

LEGEND

LSFE (*) Last stone first end



GAME RESULTS / RÉSULTATS DE LA PARTIE

PINEROLO PALAGHIACCIO MON 13 MAR 2006 / LUN 13 MAR 2006 START TIME / DEBUT 11:00

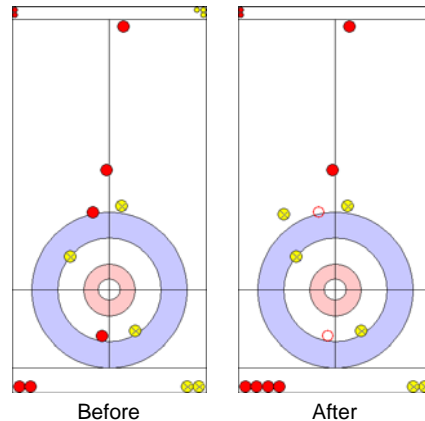
Sheet	Round	Team	LSFE	1	2	3	4	5	6	Extra Ends	Total
B	3	GBR - Great Britain	*	3	0	1	0	0	2		6
	3	NOR - Norway		0	4	0	1	2	0		7

GBR - Great Britain		Round 3	All
4 S	DUFFY Frank	52 %	59 %
3	McCREADIE Michael	54 %	58 %
2	KILLIN Tom	29 %	49 %
1	MALONE Angie	42 %	47 %
A	DICKSON Ken	- %	- %
Team Total		44 %	53 %

NOR - Norway		Round 3	All
4	LORENTSEN Rune	54 %	53 %
3	SKOGSTAD Geir Arne	46 %	58 %
2 S	JOHANSEN Paul Aksel	46 %	58 %
1	TYSTAD Lene	38 %	38 %
A	FISSUM Trine	- %	63 %
Team Total		46 %	54 %

Most Important Shot:

In the second end, Norwegian third player SKOGSTAD G A played an excellent Double-take out with his second stone to lie three. This led to a four stone score for Norway and a 4 - 3 lead.



End: 2
Team: NOR - Norway
Player: SKOGSTAD G A
Stone: Third, 2nd stone
Task: Take-out
Handle: Out-turn
Points: 100%

● : GBR - Great Britain
● : NOR - Norway

NOTE

Team position and functions are attached to each team member's name as follows:
4 = Fourth, 3 = Third, 2 = Second, 1 = Lead, A = Alternate, S = Skip

LEGEND

LSFE (*) Last stone first end



GAME RESULTS / RÉSULTATS DE LA PARTIE

PINEROLO PALAGHIACCIO MON 13 MAR 2006 / LUN 13 MAR 2006 START TIME / DEBUT 11:00

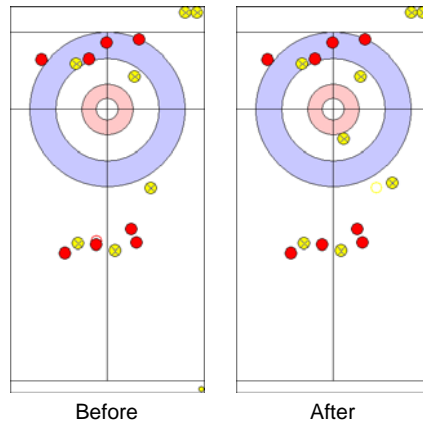
Sheet	Round	Team	LSFE	1	2	3	4	5	6	Extra Ends	Total
C	3	ITA - Italy	*	1	1	0	0	0	2		4
	3	DEN - Denmark		0	0	2	1	2	0		5

ITA - Italy		Round 3	All
4	MARCHESE Egidio	29 %	37 %
3 S	TABANELLI Andrea	60 %	47 %
2	GASPARD Pierino	38 %	48 %
1	DAL MONTE Rita	31 %	40 %
A	SPELORZI Emanuele	- %	- %
Team Total		40 %	43 %

DEN - Denmark		Round 3	All
4 S	OERBAEK Kenneth	40 %	45 %
3	PEDERSEN Sussie	40 %	42 %
2	KRISTENSEN Joern	71 %	51 %
1	JENSEN Rosita	85 %	58 %
A	JENSEN Bjarne	- %	- %
Team Total		59 %	49 %

Most Important Shot:

Danish Skip OERBAEK K played a perfect raise on an outside stone to score two points to level the score after three ends.



End: 3
Team: DEN - Denmark
Player: OERBAEK K
Stone: Fourth, 2nd stone
Task: Raise
Handle: Out-turn
Points: 100%

● : ITA - Italy
● : DEN - Denmark

NOTE

Team position and functions are attached to each team member's name as follows:
4 = Fourth, 3 = Third, 2 = Second, 1 = Lead, A = Alternate, S = Skip

LEGEND

LSFE (*) Last stone first end



GAME RESULTS / RÉSULTATS DE LA PARTIE

PINEROLO PALAGHIACCIO MON 13 MAR 2006 / LUN 13 MAR 2006 START TIME / DEBUT 11:00

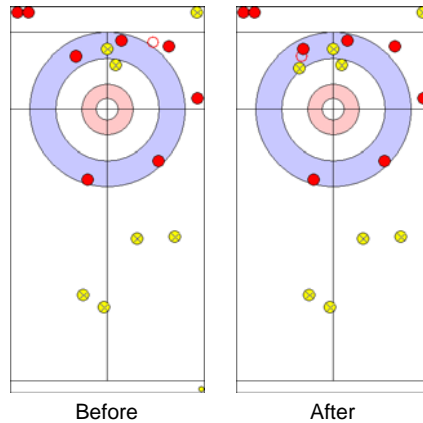
Sheet	Round	Team	LSFE	1	2	3	4	5	6	Extra Ends	Total
D	3	SUI - Switzerland		0	0	0	1	0	1		2
	3	USA - United States of America	*	1	1	1	0	3	0		6

SUI - Switzerland		Round 3	All
4 S	BUCHER Urs	55 %	61 %
3	BOLLIGER Manfred	48 %	66 %
2	CASSANI Cesare	52 %	58 %
1	WILDI Madeleine	54 %	50 %
A	LAUPER Erwin	- %	- %
Team Total		52 %	59 %

USA - United States of America		Round 3	All
4 S	SMITH Wes	85 %	66 %
3	JOSEPH James	58 %	48 %
2	PEREZ Augusto	38 %	47 %
1	LIBBY Danell	53 %	47 %
A	PIERCE Jim	- %	39 %
Team Total		57 %	48 %

Most Important Shot:

US Skip SMITH W promoted with his last stone in the back of the house just enough to score 3, taking a comfortable lead into the last end.



End: 5
Team: USA - United States
Player: SMITH W
Stone: Fourth, 2nd stone
Task: Raise
Handle: In-turn
Points: 100%

● : SUI - Switzerland
● : USA - United States

NOTE

Team position and functions are attached to each team member's name as follows:
4 = Fourth, 3 = Third, 2 = Second, 1 = Lead, A = Alternate, S = Skip

LEGEND

LSFE (*) Last stone first end


SESSION RESULTS / RÉSULTATS DE LA SESSION

PINEROLO PALAGHIACCIO SUN 12 MAR 2006 / DIM 12 MAR 2006 START TIME / DEBUT 16:00

Sheet	Round	Team	LSFE	1	2	3	4	5	6	Extra Ends					Total
A	2	USA - United States of America	*	0	3	0	0	0	0						3
	2	NOR - Norway		2	0	2	2	2	2						10
B	2	SWE - Sweden	*	0	0	1	0	0	0						1
	2	ITA - Italy		2	1	0	2	1	1						7
C	2	SUI - Switzerland	*	0	0	0	1	0	0						1
	2	CAN - Canada		0	1	1	0	1	2						5
D	2	GBR - Great Britain	*	3	1	1	0	0	0						5
	2	DEN - Denmark		0	0	0	1	1	1						3

Standings After Session 2

Rank	Team	Games	Wins	Losses
1	CAN - Canada	2	2	0
1	NOR - Norway	2	2	0
3	GBR - Great Britain	2	1	1
3	ITA - Italy	2	1	1
3	SUI - Switzerland	2	1	1
3	SWE - Sweden	2	1	1
7	DEN - Denmark	2	0	2
7	USA - United States of America	2	0	2

LEGEND

LSFE (*) Last stone first end


GAME RESULTS / RÉSULTATS DE LA PARTIE

PINEROLO PALAGHIACCIO SUN 12 MAR 2006 / DIM 12 MAR 2006 START TIME / DEBUT 16:00

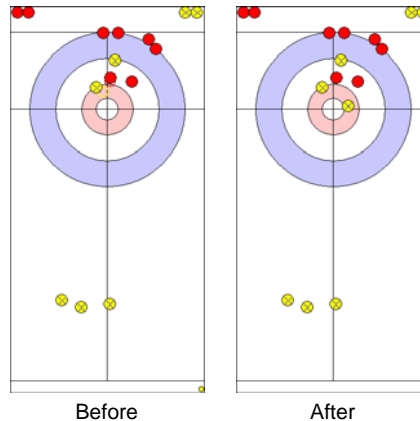
Sheet	Round	Team	LSFE	1	2	3	4	5	6	Extra Ends	Total
A	2	USA - United States of America	*	0	3	0	0	0	0		3
	2	NOR - Norway		2	0	2	2	2	2		10

USA - United States of America	Round 2	All
4 S PIERCE Jim	27 %	39 %
3 PEREZ Augusto	46 %	52 %
2 JOSEPH James	56 %	40 %
1 LIBBY Danell	40 %	45 %
A SMITH Wes	- %	33 %
Team Total	42 %	43 %

NOR - Norway	Round 2	All
4 LORENTSEN Rune	69 %	53 %
3 SKOGSTAD Geir Arne	65 %	64 %
2 S JOHANSEN Paul Aksel	69 %	65 %
1 FISSUM Trine	63 %	63 %
A TYSTAD Lene	- %	38 %
Team Total	66 %	58 %

Most Important Shot:

The Norwegian Fourth LORENTSEN R played a perfect Draw for two in the third end to take a one point lead of 4 - 3 into the 3rd end break.



End: 3
 Team: NOR - Norway
 Player: LORENTSEN R
 Stone: Fourth, 2nd stone
 Task: Draw
 Handle: Out-turn
 Points: 100%

● : USA - United States
 ● : NOR - Norway

NOTE

Team position and functions are attached to each team member's name as follows:
 4 = Fourth, 3 = Third, 2 = Second, 1 = Lead, A = Alternate, S = Skip

LEGEND

LSFE (*) Last stone first end



GAME RESULTS / RÉSULTATS DE LA PARTIE

PINEROLO PALAGHIACCIO SUN 12 MAR 2006 / DIM 12 MAR 2006 START TIME / DEBUT 16:00

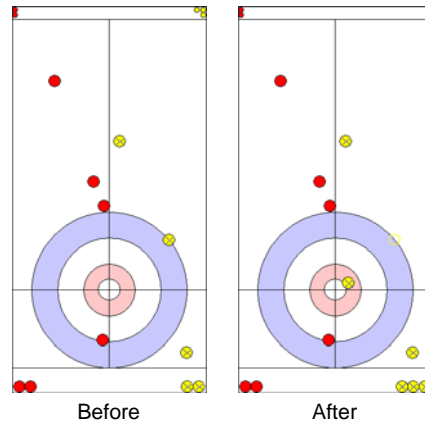
Sheet	Round	Team	LSFE	1	2	3	4	5	6	Extra Ends	Total
B	2	SWE - Sweden	*	0	0	1	0	0	0		1
	2	ITA - Italy		2	1	0	2	1	1		7

SWE - Sweden	Round 2	All
4 S JUNGNELL Jalle	25 %	35 %
3 SJOEBERG Bernt	41 %	41 %
2 JOHANSSON Rolf	60 %	50 %
1 WILHELM Anette	23 %	29 %
A IKONEN Glenn	- %	48 %
Team Total	38 %	40 %

ITA - Italy	Round 2	All
4 MARCHESE Egidio	50 %	41 %
3 S TABANELLI Andrea	32 %	40 %
2 GASPARD Pierino	67 %	53 %
1 DAL MONTE Rita	54 %	44 %
A SPELORZI Emanuele	- %	- %
Team Total	51 %	45 %

Most Important Shot:

Italien Third TABANELLI A played an excellent shot to wick in of his own stone to lie shot behind Guards. This made it very difficult for Sweden to get to this stone, so Italy could score 2 points, taking control of the game.



End: 4
Team: ITA - Italy
Player: TABANELLI A
Stone: Third, 2nd stone
Task: Wick/Softpeeling
Handle: Out-turn
Points: 100%

● : SWE - Sweden
● : ITA - Italy

NOTE

Team position and functions are attached to each team member's name as follows:
4 = Fourth, 3 = Third, 2 = Second, 1 = Lead, A = Alternate, S = Skip

LEGEND

LSFE (*) Last stone first end



GAME RESULTS / RÉSULTATS DE LA PARTIE

PINEROLO PALAGHIACCIO SUN 12 MAR 2006 / DIM 12 MAR 2006 START TIME / DEBUT 16:00

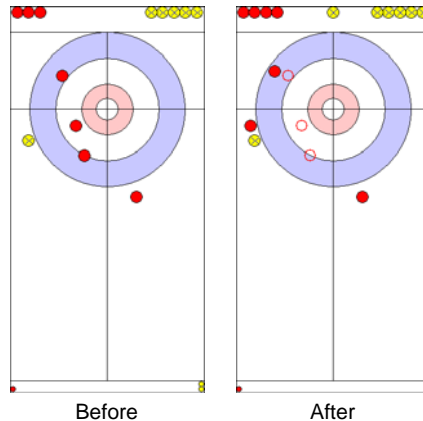
Sheet	Round	Team	LSFE	1	2	3	4	5	6	Extra Ends	Total
C	2	SUI - Switzerland	*	0	0	0	1	0	0		1
	2	CAN - Canada		0	1	1	0	1	2		5

SUI - Switzerland		Round 2	All
4 S	BUCHER Urs	45 %	64 %
3	BOLLIGER Manfred	81 %	74 %
2	CASSANI Cesare	67 %	61 %
1	WILDI Madeleine	50 %	48 %
A	LAUPER Erwin	- %	- %
Team Total		61 %	62 %

CAN - Canada		Round 2	All
4 S	DAW Chris	65 %	57 %
3	AUSTGARDEN Gerry	85 %	78 %
2	CORMACK Gary	57 %	58 %
1	GAUDET Sonja	78 %	65 %
A	BLACHFORD Karen	- %	- %
Team Total		71 %	65 %

Most Important Shot:

Canadian Skip DAW C played a great Double Take-out to kill the end for Switzerland and put Canada back in the driving seat of the game.



End: 5
Team: CAN - Canada
Player: DAW C
Stone: Fourth, 1st stone
Task: Take-out
Handle: In-turn
Points: 100%

● : SUI - Switzerland
● : CAN - Canada

NOTE

Team position and functions are attached to each team member's name as follows:
4 = Fourth, 3 = Third, 2 = Second, 1 = Lead, A = Alternate, S = Skip

LEGEND

LSFE (*) Last stone first end



GAME RESULTS / RÉSULTATS DE LA PARTIE

PINEROLO PALAGHIACCIO SUN 12 MAR 2006 / DIM 12 MAR 2006 START TIME / DEBUT 16:00

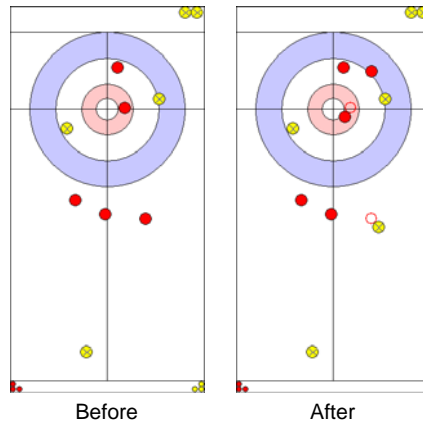
Sheet	Round	Team	LSFE	1	2	3	4	5	6	Extra Ends	Total
D	2	GBR - Great Britain	*	3	1	1	0	0	0		5
	2	DEN - Denmark		0	0	0	1	1	1		3

GBR - Great Britain		Round 2	All
4 S	DUFFY Frank	58 %	61 %
3	McCREADIE Michael	67 %	59 %
2	KILLIN Tom	60 %	58 %
1	MALONE Angie	52 %	50 %
A	DICKSON Ken	- %	- %
Team Total		59 %	57 %

DEN - Denmark		Round 2	All
4 S	OERBAEK Kenneth	44 %	48 %
3	JENSEN Rosita	48 %	44 %
2	KRISTENSEN Joern	33 %	42 %
1	PEDERSEN Sussie	23 %	44 %
A	JENSEN Bjarne	- %	- %
Team Total		37 %	44 %

Most Important Shot:

Danish Third JENSEN R tried to take out 2 British stones but failed. Instead she promoted another red stone into the house, giving Great Britain three shots.



End: 1
Team: DEN - Denmark
Player: JENSEN R
Stone: Third, 2nd stone
Task: Take-out
Handle: Out-turn
Points: 0%

● : GBR - Great Britain
● : DEN - Denmark

NOTE

Team position and functions are attached to each team member's name as follows:
4 = Fourth, 3 = Third, 2 = Second, 1 = Lead, A = Alternate, S = Skip

LEGEND

LSFE (*) Last stone first end



SESSION RESULTS / RÉSULTATS DE LA SESSION

PINEROLO PALAGHIACCIO SUN 12 MAR 2006 / DIM 12 MAR 2006 START TIME / DEBUT 11:00

Sheet	Round	Team	LSFE	1	2	3	4	5	6	Extra Ends	Total
A	1	GBR - Great Britain		1	0	0	0	1	1		3
	1	SUI - Switzerland	*	0	1	1	2	0	0		4
B	1	DEN - Denmark		1	0	2	0	0	0		3
	1	CAN - Canada	*	0	1	0	1	3	1		6
C	1	SWE - Sweden		1	2	2	0	1	0		6
	1	USA - United States of America	*	0	0	0	2	0	2		4
D	1	ITA - Italy		0	1	0	0	2	0		3
	1	NOR - Norway	*	1	0	3	3	0	2		9

Standings After Session 1

Rank	Team	Games	Wins	Losses
1	CAN - Canada	1	1	0
1	NOR - Norway	1	1	0
1	SUI - Switzerland	1	1	0
1	SWE - Sweden	1	1	0
5	DEN - Denmark	1	0	1
5	GBR - Great Britain	1	0	1
5	ITA - Italy	1	0	1
5	USA - United States of America	1	0	1

LEGEND

LSFE (*) Last stone first end


GAME RESULTS / RÉSULTATS DE LA PARTIE

PINEROLO PALAGHIACCIO SUN 12 MAR 2006 / DIM 12 MAR 2006 START TIME / DEBUT 11:00

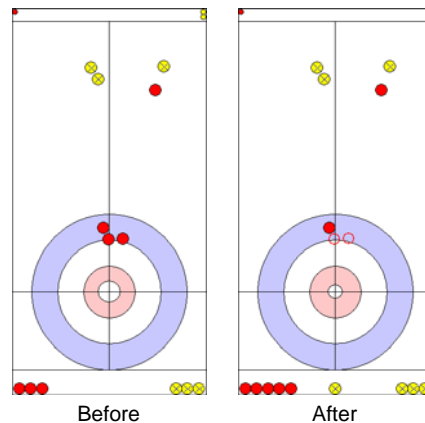
Sheet	Round	Team	LSFE	1	2	3	4	5	6	Extra Ends	Total
A	1	GBR - Great Britain		1	0	0	0	1	1		3
	1	SUI - Switzerland	*	0	1	1	2	0	0		4

GBR - Great Britain		Round 1	All
4 S	DUFFY Frank	65 %	65 %
3	McCREADIE Michael	52 %	52 %
2	KILLIN Tom	56 %	56 %
1	MALONE Angie	48 %	48 %
A	DICKSON Ken	- %	- %
Team Total		55 %	55 %

SUI - Switzerland		Round 1	All
4 S	BUCHER Urs	81 %	81 %
3	BOLLIGER Manfred	67 %	67 %
2	CASSANI Cesare	56 %	56 %
1	WILDI Madeleine	46 %	46 %
A	LAUPER Erwin	- %	- %
Team Total		63 %	63 %

Most Important Shot:

Swiss Skip BUCHER U played a perfect Double Take-out to secure at least an extra end, leaving Great Britain with only 1 shot in the house. Swiss Skip BUCHER U secured the win with his last stone, clearing out the last stone from British Skip DUFFY F.



End: 6
 Team: SUI - Switzerland
 Player: BUCHER U
 Stone: Fourth, 1st stone
 Task: Take-out
 Handle: In-turn
 Points: 100%

● : GBR - Great Britain
 ● : SUI - Switzerland

NOTE

Team position and functions are attached to each team member's name as follows:
 4 = Fourth, 3 = Third, 2 = Second, 1 = Lead, A = Alternate, S = Skip

LEGEND

LSFE (*) Last stone first end

Most important shot revised



GAME RESULTS / RÉSULTATS DE LA PARTIE

PINEROLO PALAGHIACCIO SUN 12 MAR 2006 / DIM 12 MAR 2006 START TIME / DEBUT 11:00

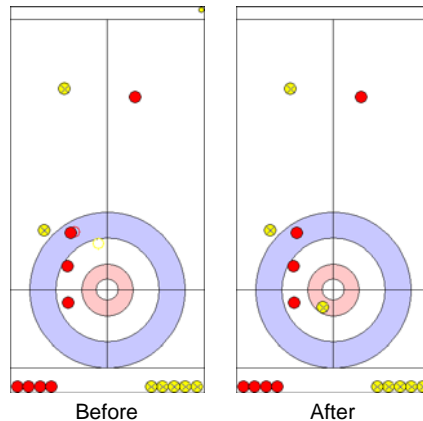
Sheet	Round	Team	LSFE	1	2	3	4	5	6	Extra Ends	Total
B	1	DEN - Denmark		1	0	2	0	0	0		3
	1	CAN - Canada	*	0	1	0	1	3	1		6

DEN - Denmark		Round 1	All
4 S	OERBAEK Kenneth	52 %	52 %
3	JENSEN Rosita	40 %	40 %
2	KRISTENSEN Joern	50 %	50 %
1	PEDERSEN Sussie	65 %	65 %
A	JENSEN Bjarne	- %	- %
Team Total		52 %	52 %

CAN - Canada		Round 1	All
4 S	DAW Chris	48 %	48 %
3	AUSTGARDEN Gerry	70 %	70 %
2	CORMACK Gary	58 %	58 %
1	GAUDET Sonja	55 %	55 %
A	BLACHFORD Karen	- %	- %
Team Total		58 %	58 %

Most Important Shot:

In the fourth end, Canadian Skip DAW C drew to the four foot circle against three Danish stones to prevent Denmark from taking a five point lead.



End: 4
Team: CAN - Canada
Player: DAW C
Stone: Fourth, 2nd stone
Task: Draw
Handle: Out-turn
Points: 100%

● : DEN - Denmark
● : CAN - Canada

NOTE

Team position and functions are attached to each team member's name as follows:
4 = Fourth, 3 = Third, 2 = Second, 1 = Lead, A = Alternate, S = Skip

LEGEND

LSFE (*) Last stone first end


GAME RESULTS / RÉSULTATS DE LA PARTIE

PINEROLO PALAGHIACCIO SUN 12 MAR 2006 / DIM 12 MAR 2006 START TIME / DEBUT 11:00

Sheet	Round	Team	LSFE	1	2	3	4	5	6	Extra Ends	Total
C	1	SWE - Sweden		1	2	2	0	1	0		6
	1	USA - United States of America	*	0	0	0	2	0	2		4

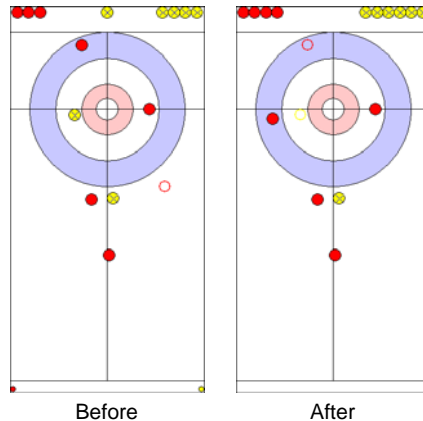
SWE - Sweden		Round 1	All
4 S	JUNGNELL Jalle	44 %	44 %
3	IKONEN Glenn	48 %	48 %
2	JOHANSSON Rolf	40 %	40 %
1	WILHELM Anette	36 %	36 %
A	SJOEBERG Bernt	- %	- %
Team Total		42 %	42 %

USA - United States of America		Round 1	All
4	JOSEPH James	8 %	8 %
3	PEREZ Augusto	58 %	58 %
2 S	PIERCE Jim	50 %	50 %
1	LIBBY Danell	50 %	50 %
A	SMITH Wes	33 %	33 %
Team Total		45 %	45 %

 SMITH W replaced JOSEPH J at the beginning of end 4
 Revised line-up: (4) PIERCE J, (3) PEREZ A, (2) SMITH W, (1) LIBBY D

Most Important Shot:

SWEDISH Skip JUNGNELL J played an accurate Take-out to leave Sweden lying two shots. This put pressure on US Skip JOSEPH James who was unable to make the Take-out with his last stone allowing Sweden to make an important steal of two shots.


 End: 3
 Team: SWE - Sweden
 Player: JUNGNELL J
 Stone: Fourth, 2nd stone
 Task: Take-out
 Handle: In-turn
 Points: 100%
 ● : SWE - Sweden
 ● : USA - United States

NOTE

 Team position and functions are attached to each team member's name as follows:
 4 = Fourth, 3 = Third, 2 = Second, 1 = Lead, A = Alternate, S = Skip

LEGEND

LSFE (*) Last stone first end



GAME RESULTS / RÉSULTATS DE LA PARTIE

PINEROLO PALAGHIACCIO SUN 12 MAR 2006 / DIM 12 MAR 2006 START TIME / DEBUT 11:00

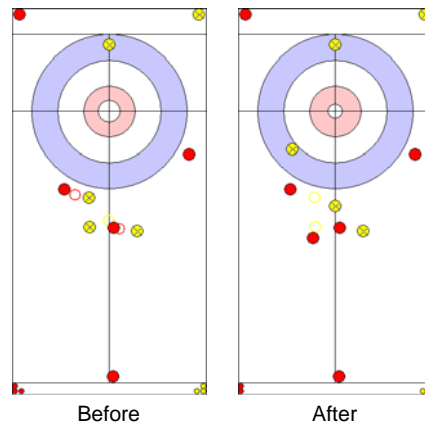
Sheet	Round	Team	LSFE	1	2	3	4	5	6	Extra Ends	Total
D	1	ITA - Italy		0	1	0	0	2	0		3
	1	NOR - Norway	*	1	0	3	3	0	2		9

ITA - Italy		Round 1	All
4	MARCHESE Egidio	33 %	33 %
3 S	TABANELLI Andrea	48 %	48 %
2	GASPARD Pierino	40 %	40 %
1	DAL MONTE Rita	33 %	33 %
A	SPELORZI Emanuele	- %	- %
Team Total		39 %	39 %

NOR - Norway		Round 1	All
4	LORENTSEN Rune	38 %	38 %
3	SKOGSTAD Geir Arne	63 %	63 %
2 S	JOHANSEN Paul Aksel	60 %	60 %
1	TYSTAD Lene	38 %	38 %
A	FISSUM Trine	- %	- %
Team Total		49 %	49 %

Most Important Shot:

Italian Skip TABANELLI A wanted to play a Draw but raised the Norwegian stone into the house instead, giving the Norwegian team a good possibility for a high score in this end.



End: 3
Team: ITA - Italy
Player: TABANELLI A
Stone: Third, 2nd stone
Task: Draw
Handle: In-turn
Points: 0%

● : ITA - Italy
● : NOR - Norway

NOTE

Team position and functions are attached to each team member's name as follows:
4 = Fourth, 3 = Third, 2 = Second, 1 = Lead, A = Alternate, S = Skip

LEGEND

LSFE (*) Last stone first end



ENTRY LIST BY NPC / LISTE DES PARTICIPANTS PAR CNP

PINEROLO PALAGHIACCIO AS OF SAT 11 MAR 2006 / EN DATE DU SAM 11 MAR 2006

CAN - Canada		
DAW Chris	Skip	R
AUSTGARDEN Gerry	Third	R
CORMACK Gary	Second	L
GAUDET Sonja	Lead	R
BLACHFORD Karen	Alternate	R
REA Joe	Coach	

DEN - Denmark		
OERBAEK Kenneth	Skip	R
JENSEN Rosita	Third	R
KRISTENSEN Joern	Second	R
PEDERSEN Sussie	Lead	R
JENSEN Bjarne	Alternate	R
GUFLEFR Frants	Coach	

GBR - Great Britain		
DUFFY Frank	Skip	R
McCREADIE Michael	Third	R
KILLIN Tom	Second	R
MALONE Angie	Lead	R
DICKSON Ken	Alternate	R
PENDREIGH Tom	Coach	

ITA - Italy		
MARCHESE Egidio	Fourth	R
TABANELLI Andrea	Skip	R
GASPARD Pierino	Second	R
DAL MONTE Rita	Lead	R
SPELORZI Emanuele	Alternate	R
MAINO Mauro	Coach	

NOR - Norway		
SKOGSTAD Geir Arne	Fourth	R
LORENTSEN Rune	Third	R
JOHANSEN Paul Aksel	Skip	L
TYSTAD Lene	Lead	R
FISSUM Trine	Alternate	R
CLAUSSEN Ingrid Camilla	Coach	

SUI - Switzerland		
BUCHER Urs	Skip	R
BOLLIGER Manfred	Third	R
CASSANI Cesare	Second	R
WILDI Madeleine	Lead	R
LAUPER Erwin	Alternate	R
KELLER Urs	Coach	

SWE - Sweden		
JUNGNELL Jalle	Skip	R
IKONEN Glenn	Third	R
JOHANSSON Rolf	Second	R
WILHELM Anette	Lead	R
SJOEBERG Bernt	Alternate	R
BRUDSTEN Olle	Coach	

USA - United States of America		
PIERCE Jim	Skip	R
SMITH Wes	Third	R
JOSEPH James	Second	R
LIBBY Danell	Lead	R
PEREZ Augusto	Alternate	R
BROWN Steve	Coach	

LEGEND	
L	Left handed
R	Right handed



COMPETITION SCHEDULE / CALENDRIER DES ÉPREUVES

PINEROLO PALAGHIACCIO

Date	Time	Session	Sheet A	Sheet B	Sheet C	Sheet D	BYE	
Sun 12 Mar	11:00	1	GBR - SUI	DEN - CAN	SWE - USA	ITA - NOR		
Sun 12 Mar	16:00	2	USA * - NOR	SWE * - ITA	SUI * - CAN	GBR * - DEN		
Mon 13 Mar	11:00	3	SWE - CAN *	GBR * - NOR	ITA * - DEN	SUI - USA *		
Mon 13 Mar	16:00	4	DEN * - USA	ITA - SUI *	GBR - SWE *	NOR * - CAN		
Tue 14 Mar	11:00	5	ITA * - GBR	CAN * - USA	DEN * - NOR	SWE * - SUI		
Tue 14 Mar	16:00	6	SUI * - DEN	NOR * - SWE	CAN - GBR *	USA - ITA *		
Wed 15 Mar	11:00	7	CAN * - ITA	USA * - GBR	NOR * - SUI	DEN * - SWE		
Wed 15 Mar	16:00		Tie-breaker Session 1 (if necessary)					
Thu 16 Mar	11:00		Tie-breaker Session 2 (if necessary)					
Thu 16 Mar	16:00		Tie-breaker Session 3 (if necessary)					
Fri 17 Mar	11:00		Semifinals					
Fri 17 Mar	16:00		Bronze Medal Game					
Sat 18 Mar	11:00		Gold Medal Game					

NOTE

First named team in each game plays red-handled stones and wears dark coloured upper playing garments.

LEGEND

* Last stone advantage in the first end



COMPETITION OFFICIALS / OFFICIELS DE LA COMPÉTITION

PINEROLO PALAGHIACCIO AS OF SAT 11 MAR 2006 / EN DATE DU SAM 11 MAR 2006

Function	Name	NPC
Technical Delegate	CAITHNESS Kate	GBR
Chief Umpire	BANGERTER Christian	SUI
Deputy Chief Umpire	SHAW Christine	GBR
Umpire	ADDISON Ian	GBR
	NUSSLI Margrit	SUI
	SCHALLBERGER Bruno	SUI
	STEPHEN Alan	GBR
	TORDRUP Alex	DEN
Chief Ice Maker	LUCK Peter	SUI
Deputy Chief Ice Maker	LARSEN Jorgen	DEN
Chief Statistician	SAAGER Christian	SUI
Classifier and Doping Control Officer	BURT Andrew	GBR