



# WHEELCHAIR BASKETBALL

## BASKET FAUTEUIL

# RESULTS BOOK

LIVRE DES  
RÉSULTATS

VERSION 1.0

8 SEP 2024 – 22:00



PARIS 2024



# VERSION HISTORY

VERSION	DATE	CREATED BY	COMMENTS
1.0	8 SEP 2024	JORGE GUERRERO	FIRST VERSION



## Competition Format and Rules

Format et règlement des compétitions

As of FRI 23 AUG 2024

### Paralympic Competition Format

The wheelchair basketball event at the Paris 2024 Paralympic Games comprises men's and women's competitions, with eight teams per gender.

Teams have qualified for the Paralympic Games through their respective regional championships in Africa, the Americas, Asia/Oceania and Europe, and the newly introduced repechage tournament.

A team is composed of five players. In wheelchair basketball, players are classified on a point system from one to 4.5, depending on the degree of impairments, and the sum of points must be 14 or less in a team.

The men's and women's competitions each start with group stage play. Two pools of four teams each will play each other in a round robin format followed by the knockout stages, which consist of quarterfinals, semifinals and then the medal games.

#### Quarterfinal phase

QF1 A1 v B4

QF2 B2 v A3

QF3 A2 v B3

QF4 B1 v A4

The winners of the quarterfinals progress to the semifinals and the losers play classification matches to determine the rankings from fifth to eighth. The winners of the semifinals then play in the gold medal match, while the losing teams contest the bronze medal match.

#### Competition rules

The wheelchair basketball competition will be held in accordance with the editions of the following documents that are in force at the time of the Games:

- The 2023 International Wheelchair Basketball Federation (IWBF) Official Wheelchair Basketball Rules (available at <https://iwbf.org/downloads/>)
- The IPC Handbook (available at [www.paralympic.org/the-ipc/handbook](http://www.paralympic.org/the-ipc/handbook))

The IWBF, working with Paris 2024 competition management, will be responsible for the technical control and direction of the wheelchair basketball competition at the Paris 2024 Paralympic Games.

#### CHANGES SINCE THE TOKYO 2020 PARALYMPIC GAMES

- The number of men's teams has decreased from 12 at Tokyo 2020 to eight at Paris 2024.
- The number of women's teams has decreased from 10 at Tokyo 2020 to eight at Paris 2024.



## DIFFERENCES FROM THE OLYMPIC GAMES

- There are eight teams per gender for wheelchair basketball at the Paralympic Games, compared to 12 teams per gender for basketball at the Olympic Games.
- No classification matches in the Olympic tournament.
- Number of groups is different between the Olympic and Paralympic Games.
- No double dribble rule in the wheelchair basketball competition.

**Note:**  
For further information, please consult: [iwbf.org](http://iwbf.org)



### Medallists by Event

Médaillé(e)s par épreuve

As of SUN 8 SEP 2024 at 15:21

Event	Date	Medal	Name	NPC Code
Men	SAT 7 SEP	GOLD	2 WILLIAMS Jake 3 JOURDAN Talen 8 BELL Brian 11 SERIO Steve 14 SCHULTE Paul 15 HINZE Nate 16 JENIFER Trevon 24 FITZPATRICK AJ 25 SALAZAR Jorge 32 ROMO Fabian 33 BOIE John 44 MEYER Jeromie	USA
		SILVER	0 FRYER Lee 5 BROWN Simon 6 MARSH Kyle 7 BYWATER Terry 9 BROWN Harrison 10 JAMA Abdi 12 WARBURTON Gregg 14 MANNING Lee 16 PALMER Jim 20 CUSACK Peter 33 FOX Ben 94 PRATT Philip James	GBR
		BRONZE	5 DREIMULLER Nico 6 GUNTNER Matthias 8 HELL Tobias 9 GLOSSNER Lukas 10 HALLER Jan 11 SADLER Jan 12 ALBRECHT Jens-Eike 13 BOEHME Thomas 14 HALOUSKI Aliaksandr 15 BUDDE Alexander 16 REIER Thomas 18 LAMMERING Julian	GER



### Medallists by Event

Médaillé(e)s par épreuve

As of SUN 8 SEP 2024 at 15:21

Event	Date	Medal	Name	NPC Code
Women	SUN 8 SEP	GOLD	2 ARTS Ilse 4 van HEES Sylvana 5 FRELINK Lindsay 6 VISSER Jitske 8 van der SPRONG Julia 9 KRAMER Bo 10 WIMMENHOEVE Xena 11 KORVER Cher 12 PRONK Saskia 14 de ROOIJ Carina 15 BEIJER Mariska 16 POST Ylonne	NED
		SILVER	1 IBANEZ Ali 4 BAULEKE Abby 7 ASLAKSON Josie 8 SCHNEIDER Natalie 12 MURRAY Becca 15 HOLLERMANN Rose 21 EATON Kaitlyn 24 ZURBRUGG Lindsey 34 OBERST Emily 43 MOODY Bailey 54 GONZALEZ Ixhelt 55 RYAN Courtney	USA
		BRONZE	5 CHEN Xuejing 6 ZHANG Xuemei 7 ZHANG Tonglei 8 LYU Guidi 9 LIN Suiling 10 HUANG Xiaolian 11 CHEN Jingwen 12 QIU Qiaoling 13 ZHANG Meimei 15 LONG Yun 16 DAI Jiameng 17 HE Xiang	CHN



## Medallists

Médaillé(e)s

GOLD	SILVER	BRONZE
<b>NED - Netherlands</b>	<b>USA - United States of America</b>	<b>CHN - People's Republic of China</b>
2 ARTS Ilse	1 IBANEZ Ali	5 CHEN Xuejing
4 van HEES Sylvana	4 BAULEKE Abby	6 ZHANG Xuemei
5 FRELINK Lindsay	7 ASLAKSON Josie	7 ZHANG Tonglei
6 VISSER Jitske	8 SCHNEIDER Natalie	8 LYU Guidi
8 van der SPRONG Julia	12 MURRAY Becca	9 LIN Suiling
9 KRAMER Bo	15 HOLLERMANN Rose	10 HUANG Xiaolian
10 WIMMENHOEVE Xena	21 EATON Kaitlyn	11 CHEN Jingwen
11 KORVER Cher	24 ZURBRUGG Lindsey	12 QIU Qiaoling
12 PRONK Saskia	34 OBERST Emily	13 ZHANG Meimei
14 de ROOIJ Carina	43 MOODY Bailey	15 LONG Yun
15 BEIJER Mariska	54 GONZALEZ Ixhelt	16 DAI Jiameng
16 POST Ylonne	55 RYAN Courtney	17 HE Xiang



## Tournament Summary

Résumé du tournoi

As of SUN 8 SEP 2024 at 15:19

### Today's Games

Phase	Teams	Start Time	Final	Q1	Q2	Q3	Q4
Bronze Medal Match	CHN vs CAN	10:30	65 - 43	19 - 11	16 - 6	16 - 8	14 - 18
Gold Medal Match	NED vs USA	13:45	63 - 49	8 - 12	23 - 12	17 - 13	15 - 12

Group A						Games			Points			Class. Points
Rank		CHN	CAN	GBR	ESP	Played	Won	Lost	For	Against	Diff.	
1	CHN		70-65	62-47	64-38	3	3	0	196	150	+46	6
2	CAN	65-70		63-54	81-49	3	2	1	209	173	+36	5
3	GBR	47-62	54-63		69-34	3	1	2	170	159	+11	4
4	ESP	38-64	49-81	34-69		3	0	3	121	214	-93	3

Group B						Games			Points			Class. Points
Rank		NED	USA	GER	JPN	Played	Won	Lost	For	Against	Diff.	
1	NED		69-56	68-48	87-34	3	3	0	224	138	+86	6
2	USA	56-69		73-44	62-52	3	2	1	191	165	+26	5
3	GER	48-68	44-73		67-55	3	1	2	159	196	-37	4
4	JPN	34-87	52-62	55-67		3	0	3	141	216	-75	3

### Quarterfinals

### Semifinals

### Gold Medal Game

### Final Standings

<b>CHN - 62</b>
Game 30 4 SEP 12:45 <b>JPN - 50</b>
<b>USA - 59</b>
Game 31 4 SEP 16:00 <b>GBR - 52</b>
<b>CAN - 71</b>
Game 32 4 SEP 21:30 <b>GER - 53</b>
<b>NED - 61</b>
Game 33 4 SEP 18:15 <b>ESP - 43</b>

<b>CHN - 47</b>
Game 40 6 SEP 16:00
<b>USA - 50</b>
<b>NED - 72</b>
Game 42 6 SEP 21:30
<b>CAN - 61</b>

<b>NED - 63</b>	
Game 48 8 SEP 13:45	<b>NED - Gold</b>
<b>USA - 49</b>	
<b>CHN - 65</b>	
Game 47 8 SEP 10:30 <b>CAN - 43</b>	<b>CHN - Bronze</b>

Rank	Team	GP	W/L
Gold	NED	6	6/0
Silver	USA	6	4/2
Bronze	CHN	6	5/1
4	CAN	6	3/3
5	GBR	6	3/3
6	GER	6	2/4
7	JPN	6	1/5
8	ESP	6	0/6





## Tournament Summary

Résumé du tournoi

As of SUN 8 SEP 2024 at 15:19

### Classification Qualifying 5-8

#### GBR - 67

Game 35  
5 SEP 10:30  
**JPN - 55**

#### GER - 51

Game 37  
5 SEP 12:45  
**ESP - 45**

### Playoff 5-6

#### GBR - 48

Game 45  
7 SEP 19:15

#### GER - 39

**GBR - 5th**

### Playoff 7-8

#### JPN - 72

Game 43  
7 SEP 13:45  
**ESP - 55**

**JPN - 7th**

**Legend:**

**Class.** Classification  
**Qx** Quarter

**Diff.** Difference  
**Q** Qualified for Quarterfinals

**GP** Games Played

Correction of Game Numbers for Final Phase





### Team Roster

Composition de l'équipe  
As of TUE 27 AUG 2024 at 20:03

### CHN - China

No.	Name	Sport Class	Date of Birth	Age
5	CHEN Xuejing	1.0	1 SEP 1993	30
6	ZHANG Xuemei	4.0	25 OCT 1993	30
7	ZHANG Tonglei	1.5	5 SEP 1993	30
8	LYU Guidi	4.0	6 MAY 1993	31
9	LIN Suiling (C)	3.0	26 FEB 1991	33
10	HUANG Xiaolian	2.0	20 SEP 1990	33
11	CHEN Jingwen	1.0	28 NOV 2001	22
12	QIU Qiaoling	4.5	15 MAR 1999	25
13	ZHANG Meimei	1.5	30 SEP 2002	21
15	LONG Yun	1.5	1 AUG 1989	35
16	DAI Jiameng	4.5	7 JUL 1995	29
17	HE Xiang	4.5	22 MAY 2001	23
			<b>Team Average</b>	28.5

**Coach:** CHEN Qi  
**Assistant Coach:** HAN Yan

**Team Uniform Colour**  
**Light:** White  
**Dark:** Red

Legend:	No.	Uniform Number
(C) Captain		







### Team Roster

Composition de l'équipe  
As of TUE 27 AUG 2024 at 20:03

### GER - Germany

No.	Name	Sport Class	Date of Birth	Age
4	MILLER Mareike (C)	4.5	3 AUG 1990	34
5	ERNI Svenja	3.5	9 JUL 2003	21
6	WEISS Catharina	1.0	2 JUN 2000	24
7	PATZWALD Anne	1.0	2 JUL 1989	35
8	ERSKINE Vanessa	1.0	12 JUL 1994	30
9	FANARIOTIS Amanda	4.5	20 NOV 1991	32
10	BERGENTHAL Lisa	3.5	30 NOV 1999	24
11	LINDHOLM Maya	2.5	20 DEC 1990	33
12	PASSIWAN Nathalie	4.5	4 AUG 1990	34
13	MAYER Svenja	2.5	21 MAY 1991	33
14	SELLAK Lilly	3.5	23 NOV 2002	21
15	KIER Marie	1.0	18 DEC 1999	24
			<b>Team Average</b>	28.8

**Coach:** PASSIWAN Dirk  
**Assistant Coach:** NEUMANN Ralf

**Team Uniform Colour**  
**Light:** White  
**Dark:** Black

Legend:	No.	Uniform Number
(C) Captain		



### Team Roster

Composition de l'équipe  
As of TUE 27 AUG 2024 at 20:03

### JPN - Japan

No.	Name	Sport Class	Date of Birth	Age
2	ZAIMA Izumi	1.0	4 DEC 1996	27
4	YANAGIMOTO Amane	2.5	4 AUG 1998	26
5	KOJIMA Ruri	2.5	18 APR 2008	16
6	EGUCHI Yuri	2.5	10 APR 2000	24
7	TSUCHIDA Mayumi	4.0	11 MAR 1977	47
9	NISHIMURA Aoi	1.5	8 AUG 2006	18
10	HAGINO Mayo	1.5	9 MAR 1993	31
11	OTSU Miho	2.5	29 NOV 1990	33
12	ISHIKAWA Yui	1.0	11 NOV 1996	27
14	SHIMIZU Chinami	3.0	8 NOV 1982	41
15	AMIMOTO Mari	4.5	15 NOV 1988	35
18	KITADA Chihiro (C)	4.5	12 JAN 1989	35
			<b>Team Average</b>	30.0

**Coach:** IWANO Hiroshi  
**Assistant Coach:** MORITA Toshimitsu

**Team Uniform Colour**  
**Light:** White  
**Dark:** Red

Legend:	No.	Uniform Number
(C) Captain		



### Team Roster

Composition de l'équipe  
As of TUE 27 AUG 2024 at 20:03

### NED - Netherlands

No.	Name	Sport Class	Date of Birth	Age
2	ARTS Ilse	1.5	7 JUN 1990	34
4	van HEES Sylvana	1.5	4 APR 1993	31
5	FRELINK Lindsay	2.0	6 AUG 1999	25
6	VISSER Jitske	1.0	29 OCT 1992	31
8	van der SPRONG Julia	3.5	27 SEP 1999	24
9	KRAMER Bo	4.5	15 SEP 1998	25
10	WIMMENHOEVE Xena	4.0	14 MAY 2000	24
11	KORVER Cher	2.5	11 AUG 1976	48
12	PRONK Saskia	1.0	6 AUG 1983	41
14	de ROOIJ Carina (C)	3.0	10 MAY 1980	44
15	BEIJER Mariska	4.0	29 JUN 1991	33
16	POST Ylonne	1.0	16 DEC 2001	22
			<b>Team Average</b>	31.8

**Coach:** van der LINDEN Gertjan  
**Assistant Coach:** SLOOF Irene

**Team Uniform Colour**  
**Light:** White  
**Dark:** Orange

Legend:	
(C)	Captain
No.	Uniform Number





### Team Roster

Composition de l'équipe  
As of TUE 27 AUG 2024 at 20:03

### USA - United States

No.	Name	Sport Class	Date of Birth	Age
1	IBANEZ Ali	2.5	26 JAN 2000	24
4	BAULEKE Abby	1.5	31 JUL 2001	23
7	ASLAKSON Josie	1.0	14 SEP 1995	28
8	SCHNEIDER Natalie	4.5	11 FEB 1983	41
12	MURRAY Becca (C)	2.5	15 MAR 1990	34
15	HOLLERMANN Rose	3.5	25 DEC 1995	28
21	EATON Kaitlyn	1.5	17 AUG 1994	30
24	ZURBRUGG Lindsey	2.5	22 SEP 1998	25
34	OBERST Emily	4.5	27 AUG 1998	25
43	MOODY Bailey	4.0	16 NOV 2001	22
54	GONZALEZ Ixhelt	4.5	1 JUN 2004	20
55	RYAN Courtney	2.0	21 SEP 1990	33
			<b>Team Average</b>	27.8

**Coach:** SCHWAB Christina  
**Assistant Coach:** MILLER Desiree

**Team Uniform Colour**  
**Light:** White  
**Dark:** Blue

Legend:	No.	Uniform Number
(C) Captain		



**Results**

Résultats

Game 2

**ESP 34 vs 69 GBR**  
(9-20, 8-17, 8-15, 9-17)

Attendance: 12,799

Game Duration: 1:42

Referee: MATHIAS Gustavo

Commissioner: MARSON Stefania

Umpires: KOC Yekta; TAHMASIAN Geghard

Scoring by 5 min intervals:	ESP	Q1	Q2	Q3	Q4			
ESP	5	9	13	17	25	25	31	34
GBR	14	20	28	37	48	52	60	69

**ESP - Spain**

No.	Name	Sport Class	MIN	Field Goals		2 Points		3 Points		Free Throws		Rebounds			AS	TO	ST	BS	PF	FD	+/-	PTS		
				M/A	%	M/A	%	M/A	%	M/A	%	OR	DR	TOT										
*4	ORTEGA Lourdes	1.0	40:00	2/7	29	2/7	29					1	2	3		4	1		2			-35	4	
*6	RUIZ Sonia (C)	2.5	25:49	1/5	20	1/5	20					2	2	4	3	2			1	1		-21	2	
*8	ZUDAIRE Beatriz	3.0	40:00	6/18	33	6/18	33						6	6	6	5			4	4		-35	12	
9	REVUELTA Sara	1.0	14:11	0/2	0	0/2	0						2	2					1			-14	0	
*11	PEREZ Virginia	4.0	14:46	1/10	10	1/9	11	0/1	0	1/2	50	1	1	2	1					1		-16	3	
13	VILARINO Victoria	4.0	15:14	2/5	40	2/5	40			0/2	0		3	3	1	1	1		2	2		-11	4	
14	UGARTE Laura	1.5	DNP																					
16	RAMOS Sindy	3.0	DNP																					
21	HERAS Maria	3.5	DNP																					
28	RODRIGUEZ Naiara	3.0	3:26	0/1	0	0/1	0															-2	0	
*51	EGILUZ Agurtzane	3.0	22:23	1/4	25	1/4	25			1/3	33	1	3	4			1		1	2		-19	3	
55	LOPEZ Isabel	4.5	24:11	3/6	50	3/6	50						5	5	1	2	2		3	1		-22	6	
Team / Coach												2	2											
<b>Totals</b>				16/58	28	16/57	28	0/1	0	2/7	29	7	24	31	12	14	5		14	11		-35	34	
<b>Coach</b>		BELEN Franck																						
<b>Assistant Coach</b>		RAMOS Victor																						

**GBR - Great Britain**

No.	Name	Sport Class	MIN	Field Goals		2 Points		3 Points		Free Throws		Rebounds			AS	TO	ST	BS	PF	FD	+/-	PTS	
				M/A	%	M/A	%	M/A	%	M/A	%	OR	DR	TOT									
4	MOORE Charlotte	1.0	23:16	1/1	100	1/1	100			2/4	50		2	2	1	2	1		2	2		22	4
*5	CARRIGILL Sophie (C)	1.0	13:14	0/1	0	0/1	0						1	1	1				2			11	0
7	FREEMAN Helen	4.0	DNP																				
*8	WILLIAMS Laurie	2.5	31:24	1/4	25	1/4	25					1	3	4	6	2	4		2	2		28	2
10	CONROY Amy	4.0	10:27	4/6	67	4/6	67					1	1	2		1	1					7	8
12	ROBINSON Lucy	4.5	8:25	6/8	75	6/8	75					1	1	1	1	1			2	1		10	12
*14	HAIZELDEN Joy	2.5	38:09	3/9	33	3/9	33			1/3	33	1	5	6	13	2	1			4		35	7
*15	LOVE Robyn	3.5	38:38	8/11	73	8/11	73			0/1	0	1	18	19	5	3	2			1		35	16
*16	ATKIN Jade	4.5	17:38	8/11	73	8/11	73			3/5	60		1	1		2			2	3		16	19
17	MARTIN Maddie	3.0	11:49	0/2	0	0/2	0			1/2	50									1		7	1
18	MORROW Katie	4.5	3:30	0/4	0	0/4	0						1	1								2	0
19	WAITE Jodie	1.0	3:30																1			2	0
Team / Coach												5	5			1							
<b>Totals</b>				31/57	54	31/57	54			7/15	47	5	37	42	27	13	9		11	14		35	69
<b>Coach</b>		VAQUERO MAESTRE Miguel (ESP)																					
<b>Assistant Coach</b>		BORBA CINTAS Jorge (ESP)																					

	ESP	GBR
Points from Turnovers	2	14
Points in the Paint	10 (5/26) 19%	40 (20/37) 54%
Second Chance Points	1	6
Fast Break Points	2	5
Bench Points	10	25

	ESP	GBR
Biggest Lead		35
Biggest Scoring Run	6-0 (11-20)	9-0 (19-46)
Lead Changes		
Times Tied		1
Time Leading	0:00	38:58

Legend:			
%	Shooting Percentage	(C)	Captain
BS	Blocked Shots	DNP	Did Not Play
MIN	Minutes Played	No.	Uniform Number
Qx	Quarter	ST	Steals
*	Game Starters	DR	Defensive Rebounds
+/-	Plus-Minus	OR	Offensive Rebounds
AS	Assists	TO	Turnovers
FD	Fouls Drawn	PF	Fouls
M/A	Made / Attempts	TOT	Total Rebounds
PTS	Points		



## Results

Résultats

Game 4

**CAN 65 vs 70 CHN**  
(15-19, 18-18, 22-16, 10-17)

Attendance: 12,682

Game Duration: 1:42

Referee: VILLARD Celine

Commissioner: TIMMS Janine

Umpires: ZAMPONI Maurizio; STROK Drazen

Scoring by 5 min intervals:	CAN	Q1	Q2	Q3	Q4	CHN
		12 15	23 33	44 55	57 65	
		6 19	26 37	45 53	67 70	

### CAN - Canada

No.	Name	Sport Class	MIN	Field Goals		2 Points		3 Points		Free Throws		Rebounds			AS	TO	ST	BS	PF	FD	+/-	PTS
				M/A	%	M/A	%	M/A	%	M/A	%	OR	DR	TOT								
*4	LALONDE Rosalie	3.0	30:33	8/11	73	8/11	73			2/2	100	1	4	5	3	2			5	2	3	18
5	TESSIER Elodie	2.5	9:27	1/4	25	1/4	25					1		1				1	1	-8	2	
6	YOUNG Arinn	4.5	13:08	3/8	38	3/7	43	0/1	0	1/1	100		3	3	2				3	-19	7	
*7	OUELLET Cindy (C)	3.5	31:52	4/10	40	4/10	40					3	3	6	4	3			2		8	8
8	STEEVES Tamara	1.5	DNP																			
*10	LAI Puisand	1.0	30:05									1		1	3			1	1	-5	0	
11	LLANES Tara	1.5	23:57	1/1	100	1/1	100					2		2				2	1	-8	2	
12	JOHNSON Bethany	4.0	DNP																			
*13	DANDENEAU Kady	4.5	35:00	11/22	50	10/18	56	1/4	25	5/7	71	3	6	9	7	3			6	1	28	
14	FASSI-FEHRI Sofia	1.0	DNP																			
*15	HAWTIN Melanie	1.0	25:58												1			1	1	3	0	
16	ISAAC-PICTOU Desiree	4.0	DNP																			
Team / Coach													2	2		1						
<b>Totals</b>				28/56	50	27/51	53	1/5	20	8/10	80	11	18	29	17	12			12	15	-5	65
Coach		SUNG Michele																				
Assistant Coach		CARTER Dylan																				

### CHN - People's Republic of China

No.	Name	Sport Class	MIN	Field Goals		2 Points		3 Points		Free Throws		Rebounds			AS	TO	ST	BS	PF	FD	+/-	PTS	
				M/A	%	M/A	%	M/A	%	M/A	%	OR	DR	TOT									
*5	CHEN Xuejing	1.0	40:00	5/7	71	5/7	71			1/2	50	2		2			1		3	1	5	11	
*6	ZHANG Xuenei	4.0	40:00	14/22	64	14/22	64			2/4	50	1	6	7	8	1	2		2	3	5	30	
*7	ZHANG Tonglei	1.5	40:00	6/10	60	6/10	60			1/1	100	1		1	12	1	1		4	5	5	13	
*8	LYU Guidi	4.0	38:24	5/11	45	5/11	45			4/4	100		2	2	1	1	2		3	2	1	14	
*9	LIN Suiling (C)	3.0	37:31	1/7	14	1/4	25	0/3	0				6	6	7	2	2		3		5	2	
10	HUANG Xiaolian	2.0	2:29												1						0	0	
11	CHEN Jingwen	1.0	DNP																				
12	QIU Qiaoling	4.5	DNP																				
13	ZHANG Meimei	1.5	DNP																				
15	LONG Yun	1.5	DNP																				
16	DAI Jiameng	4.5	1:36										2	2							4	0	
17	HE Xiang	4.5	DNP																				
Team / Coach												3	2	5		1							
<b>Totals</b>				31/57	54	31/54	57	0/3	0	8/11	73	7	18	25	29	6	8			15	11	5	70
Coach		CHEN Qi																					
Assistant Coach		HAN Yan																					

	CAN	CHN
Points from Turnovers	5	15
Points in the Paint	40 (20/29) 69%	28 (14/21) 67%
Second Chance Points	10	11
Fast Break Points	4	2
Bench Points	11	

	CAN	CHN
Biggest Lead	8	10
Biggest Scoring Run	6-0 (12-4)	10-0 (55-63)
Lead Changes		9
Times Tied		5
Time Leading	9:39	27:24

Legend:			
%	Shooting Percentage	(C)	Captain
BS	Blocked Shots	DNP	Did Not Play
MIN	Minutes Played	No.	Uniform Number
Qx	Quarter	ST	Steals
*	Game Starters	DR	Defensive Rebounds
+/-	Plus-Minus	OR	Offensive Rebounds
AS	Assists	TO	Turnovers
FD	Fouls Drawn	PF	Fouls
M/A	Made / Attempts	TOT	Total Rebounds
PTS	Points		



**Results**

Résultats

Game 6

**NED 87 vs 34 JPN**  
(29-7, 22-9, 12-4, 24-14)

Game Duration: 1:29

Referee: JELENIC Milutin

Commissioner: TIMMS Janine

Umpires: ZAMPONI Maurizio; HSIEH Shu-Fei

Scoring by 5 min intervals:	NED	Q1	Q2	Q3	Q4	JPN
		13 29	40 51	59 63	77 87	
		4 7	11 16	16 20	28 34	

**NED - Netherlands**

No.	Name	Sport Class	MIN	Field Goals		2 Points		3 Points		Free Throws		Rebounds			AS	TO	ST	BS	PF	FD	+/-	PTS
				M/A	%	M/A	%	M/A	%	M/A	%	OR	DR	TOT								
*2	ARTS Ilse	1.5	25:15	0/1	0	0/1	0						1	1						1	40	0
4	van HEES Sylvana	1.5	3:48																		4	0
5	FRELINK Lindsay	2.0	5:16	1/3	33	1/3	33						1	1							14	2
*6	VISSER Jitske	1.0	26:16	2/5	40	2/5	40					1	2	3	4				1		32	4
8	van der SPRONG Julia	3.5	21:29	5/9	56	5/9	56					1	8	9	8	1	1	1	1	1	24	10
*9	KRAMER Bo	4.5	21:37	11/16	69	10/15	67	1/1	100	4/5	80	3	9	12	9		1	1		4	44	27
10	WIMMENHOEVE Xena	4.0	17:15	5/12	42	5/12	42					3	4	7	2						23	10
11	KORVER Cher	2.5	5:57	1/5	20	1/5	20						1	1	4	1	1		2		12	2
12	PRONK Saskia	1.0	6:12																		9	0
*14	de ROOIJ Carina (C)	3.0	15:56	2/4	50	2/4	50						1	1	2					1	23	4
*15	BEIJER Mariska	4.0	25:49	14/20	70	14/20	70			0/1	0	1	9	10	2	1	3		2	3	29	28
16	POST Ylone	1.0	4:22									1		1							11	0
Team / Coach																						
<b>Totals</b>				41/75	55	40/74	54	1/1	100	4/6	67	10	44	54	31	4	7	2	6	10	53	87
Coach		van der LINDEN Gertjan																				
Assistant Coach		SLOOF Irene																				

**JPN - Japan**

No.	Name	Sport Class	MIN	Field Goals		2 Points		3 Points		Free Throws		Rebounds			AS	TO	ST	BS	PF	FD	+/-	PTS
				M/A	%	M/A	%	M/A	%	M/A	%	OR	DR	TOT								
*2	ZAIMA Izumi	1.0	27:11	0/2	0	0/2	0					2	2								-40	0
*4	YANAGIMOTO Amane	2.5	18:31	2/9	22	1/6	17	1/3	33			1	1		2	1					-38	5
5	KOJIMA Ruri	2.5	2:09	0/2	0	0/2	0														-4	0
6	EGUCHI Yuri	2.5	8:23	2/5	40	2/5	40			0/2	0	2	2		1					1	-4	4
7	TSUCHIDA Mayumi	4.0	18:23	6/12	50	6/12	50			2/2	100	3	3	1	1					1	-14	14
9	NISHIMURA Aoi	1.5	8:23																		-4	0
*10	HAGINO Mayo	1.5	30:58	0/7	0	0/7	0							2	1			2			-48	0
11	OTSU Miho	2.5	2:17																		-5	0
12	ISHIKAWA Yui	1.0	9:02	0/2	0	0/2	0					2	2								-5	0
14	SHIMIZU Chinami	3.0	17:32	0/2	0	0/2	0			0/2	0	1	2	3				2	1		-20	0
*15	AMIMOTO Mari	4.5	33:32	2/6	33	2/5	40	0/1	0			1	6	7	8	2	1		2	2	-44	4
*18	KITADA Chihiro (C)	4.5	23:39	3/17	18	2/12	17	1/5	20			4	7	11	1	3	1		3	1	-39	7
Team / Coach																						
<b>Totals</b>				15/64	23	13/55	24	2/9	22	2/6	33	7	25	32	12	10	3		9	6	-53	34
Coach		IWANO Hiroshi																				
Assistant Coach		MORITA Toshimitsu																				

	NED	JPN
Points from Turnovers	14	
Points in the Paint	66 (33/50) 66%	4 (2/12) 17%
Second Chance Points	4	2
Fast Break Points	18	
Bench Points	24	18

	NED	JPN
Biggest Lead	53	
Biggest Scoring Run	16-0 (61-16)	4-0 (61-20)
Lead Changes		
Times Tied		
Time Leading	39:48	0:00

Legend:			
%	Shooting Percentage	(C)	Captain
BS	Blocked Shots	DR	Defensive Rebounds
No.	Uniform Number	OR	Offensive Rebounds
ST	Steals	TO	Turnovers
*	Game Starters	FD	Fouls Drawn
+/-	Plus-Minus	PF	Fouls
M/A	Made / Attempts	TOT	Total Rebounds
PTS	Points	AS	Assists
		MIN	Minutes Played
		Qx	Quarter



**Results**

Résultats

Game 8

**GER 44 vs 73 USA**  
(10-16, 10-25, 8-16, 16-16)

Attendance: 12,726

Game Duration: 1:24

Referee: WANG Fengqin

Commissioner: MAGALLANES REYES Juan

Umpires: GAMEZ PEREIRA Mauricio; FRONCZAK Adam

Scoring by 5 min intervals:	GER USA	Q1		Q2		Q3		Q4	
		2	10	12	20	22	28	34	44
		6	16	31	41	49	57	63	73

**GER - Germany**

No.	Name	Sport Class	MIN	Field Goals		2 Points		3 Points		Free Throws		Rebounds			AS	TO	ST	BS	PF	FD	+/-	PTS	
				M/A	%	M/A	%	M/A	%	M/A	%	OR	DR	TOT									
*4	MILLER Mareike (C)	4.5	40:00	10/23	43	10/22	45	0/1	0	1/6	17	1	9	10	8	2			3	8	-29	21	
5	ERNI Svenja	3.5	DNP																				
*6	WEISS Catharina	1.0	34:32	1/4	25	1/4	25								1				1	1	-24	2	
*7	PATZWALD Anne	1.0	23:26									1	1	2	1				1		-23	0	
8	ERSKINE Vanessa	1.0	DNP																				
9	FANARIOTIS Amanda	4.5	4:18	0/1	0	0/1	0						1	1		3			1		-11	0	
10	BERGENTHAL Lisa	3.5	9:50	2/9	22	2/8	25	0/1	0					1						1	-9	4	
11	LINDHOLM Maya	2.5	12:07	1/2	50	1/2	50									1					-9	2	
*12	PASSIWAN Nathalie	4.5	25:52	4/9	44	4/9	44			1/2	50		10	10	2				1	1	-9	9	
*13	MAYER Svenja	2.5	37:43	3/9	33	3/9	33					2	4	6	2	2			2	1	-29	6	
14	SELLAK Lilly	3.5	DNP																				
15	KIER Marie	1.0	12:12										1	1		1			2		-2	0	
Team / Coach															3	3	1						
<b>Totals</b>				21/57	37	21/55	38	0/2	0	2/8	25	4	29	33	14	10	1			11	12	-29	44
<b>Coach</b>		PASSIWAN Dirk																					
<b>Assistant Coach</b>		NEUMANN Ralf																					

**USA - United States of America**

No.	Name	Sport Class	MIN	Field Goals		2 Points		3 Points		Free Throws		Rebounds			AS	TO	ST	BS	PF	FD	+/-	PTS	
				M/A	%	M/A	%	M/A	%	M/A	%	OR	DR	TOT									
1	IBANEZ Ali	2.5	9:29	0/1	0	0/1	0					1	1	2				1			8	0	
4	BAULEKE Abby	1.5	5:53																		13	0	
*7	ASLAKSON Josie	1.0	24:31										4	4	1						8	0	
*8	SCHNEIDER Natalie	4.5	12:04	3/4	75	3/4	75			1/1	100	1	3	4					3	1	2	7	
*12	MURRAY Becca (C)	2.5	31:05	6/15	40	5/12	42	1/3	33	0/2	0		6	6	12				2	2	25	13	
*15	HOLLERMANN Rose	3.5	27:38	8/13	62	8/13	62						6	6	3	2			3	1	23	16	
21	EATON Kaitlyn	1.5	4:07	0/1	0	0/1	0														2	0	
*24	ZURBRUGG Lindsey	2.5	28:02	1/4	25	1/4	25			1/2	50	2	1	3	8				1	1	16	3	
34	OBERST Emily	4.5	5:29	0/1	0	0/1	0			0/2	0						1			1	6	0	
43	MOODY Bailey	4.0	14:31	1/7	14	1/7	14												2		2	2	
54	GONZALEZ Ixhelt	4.5	14:49	7/8	88	7/8	88			1/1	100		5	5	2	1				1	19	15	
55	RYAN Courtney	2.0	22:22	8/11	73	8/11	73			1/2	50		5	5	4		1		1	4	21	17	
Team / Coach															1	5	6	1					
<b>Totals</b>				34/65	52	33/62	53	1/3	33	4/10	40	5	36	41	30	4	1	2	12	11	29	73	
<b>Coach</b>		SCHWAB Christina																					
<b>Assistant Coach</b>		MILLER Desiree																					

	GER	USA
Points from Turnovers	2	14
Points in the Paint	26 (13/23) 57%	34 (17/26) 65%
Second Chance Points	4	4
Fast Break Points	4	8
Bench Points	6	34

	GER	USA
Biggest Lead		33
Biggest Scoring Run	4-0 (4-6)	15-0 (10-29)
Lead Changes		
Times Tied		
Time Leading	0:00	38:43

Legend:			
%	Shooting Percentage	(C)	Captain
BS	Blocked Shots	DNP	Did Not Play
MIN	Minutes Played	No.	Uniform Number
Qx	Quarter	ST	Steals
*	Game Starters	DR	Defensive Rebounds
+/-	Plus-Minus	OR	Offensive Rebounds
AS	Assists	TO	Turnovers
FD	Fouls Drawn	PF	Fouls
M/A	Made / Attempts	TOT	Total Rebounds
PTS	Points		



## Results

Résultats

Game 10

**CHN 64 vs 38 ESP**  
(25-7, 14-12, 7-15, 18-4)

Attendance: 9,265

Game Duration: 1:30

Referee: NIKAIDO Shunsuke

Commissioner: KUNOSIC Damir

Umpires: RADYKAS Linas; COLOMBATTI Cristian

Scoring by 5 min intervals:	CHN	Q1	Q2	Q3	Q4	ESP
		10 25	29 39	41 46	56 64	
		4 7	11 19	23 34	36 38	

### CHN - People's Republic of China

No.	Name	Sport Class	MIN	Field Goals		2 Points		3 Points		Free Throws		Rebounds			AS	TO	ST	BS	PF	FD	+/-	PTS	
				M/A	%	M/A	%	M/A	%	M/A	%	OR	DR	TOT									
*5	CHEN Xuejing	1.0	10:00	2/3	67	2/3	67					1	1	2	2		1				18	4	
*6	ZHANG Xuemei	4.0	22:17	6/10	60	6/10	60						2	2	5		3		1		28	12	
*7	ZHANG Tonglei	1.5	26:03	9/14	64	9/14	64			0/1	0	1		1	4	2	2		2	1	24	18	
*8	LYU Guidi	4.0	13:06	2/5	40	2/5	40			1/3	33	1	3	4	1					2	16	5	
*9	LIN Suiling (C)	3.0	29:11	6/11	55	3/5	60	3/6	50	1/2	50		3	3	9	1	2		1	2	32	16	
10	HUANG Xiaolian	2.0	14:48	1/3	33	1/3	33					1	3	4	2	2	2			1	2	2	
11	CHEN Jingwen	1.0	30:00	1/1	100	1/1	100			1/2	50	2	1	3		1				1	8	3	
12	QIU Qiaoling	4.5	11:54	1/4	25	1/4	25					1	2	3	2	2	1		1		-2	2	
13	ZHANG Meimei	1.5	16:03	1/1	100	1/1	100						1	1					1		6	2	
15	LONG Yun	1.5	14:20	0/1	0	0/1	0						1	1							2	0	
16	DAI Jiameng	4.5	11:04	0/5	0	0/5	0						1	1	2	1			1		-4	0	
17	HE Xiang	4.5	1:14																		0	0	
Team / Coach													4	4		2							
<b>Totals</b>				29/58	50	26/52	50	3/6	50	3/8	38	7	22	29	27	11	11			7	7	26	64
Coach		CHEN Qi																					
Assistant Coach		HAN Yan																					

### ESP - Spain

No.	Name	Sport Class	MIN	Field Goals		2 Points		3 Points		Free Throws		Rebounds			AS	TO	ST	BS	PF	FD	+/-	PTS	
				M/A	%	M/A	%	M/A	%	M/A	%	OR	DR	TOT									
*4	ORTEGA Lourdes	1.0	40:00	3/4	75	3/4	75					1	3	4	2	2	1		1		-26	6	
*6	RUIZ Sonia (C)	2.5	8:08	0/2	0	0/2	0							1		1			1		-15	0	
*8	ZUDAIRE Beatriz	3.0	40:00	6/15	40	6/15	40			0/1	0		8	8	7	7	1		1	3	-26	12	
9	REVUELTA Sara	1.0	31:52	2/3	67	2/3	67						1	1	1						-11	4	
11	PEREZ Virginia	4.0	21:23	2/6	33	2/4	50	0/2	0				2	2	2	3	1		1		-17	4	
13	VILARINO Victoria	4.0	16:41	1/1	100	1/1	100						2	2	3	1			2		-5	2	
14	UGARTE Laura	1.5	DNP																				
16	RAMOS Sindy	3.0	DNP																				
21	HERAS Maria	3.5	DNP																				
28	RODRIGUEZ Naiara	3.0	DNP																				
*51	EGILUZ Agurtzane	3.0	8:08							1/2	50				1					1	-15	1	
*55	LOPEZ Isabel	4.5	33:48	4/8	50	4/8	50			1/3	33	1	5	6	1	3	1		1	3	-15	9	
Team / Coach													3	3		6							
<b>Totals</b>				18/39	46	18/37	49	0/2	0	2/6	33	2	24	26	17	23	5			7	7	-26	38
Coach		BELEN Franck																					
Assistant Coach		RAMOS Victor																					

	CHN	ESP
Points from Turnovers	20	6
Points in the Paint	26 (13/23) 57%	28 (14/20) 70%
Second Chance Points	10	
Fast Break Points	7	
Bench Points	9	10

	CHN	ESP
Biggest Lead	26	
Biggest Scoring Run	13-0 (23-5)	8-0 (41-27)
Lead Changes		
Times Tied		
Time Leading	39:09	0:00

Legend:			
%	Shooting Percentage	(C)	Captain
BS	Blocked Shots	DNP	Did Not Play
MIN	Minutes Played	No.	Uniform Number
Qx	Quarter	ST	Steals
*	Game Starters	DR	Defensive Rebounds
+/-	Plus-Minus	OR	Offensive Rebounds
AS	Assists	PF	Fouls
M/A	Made / Attempts	TOT	Total Rebounds
PTS	Points		



**Results**

Résultats

Game 11

**GBR 54 vs 63 CAN**  
(13-10, 11-19, 12-22, 18-12)

Attendance: 12,761

Game Duration: 1:51

Referee: FRONCZAK Adam

Commissioner: MAGALLANES REYES Juan

Umpires: ETZELMUELLER Erik; HARGREAVES Darrell

Scoring by 5 min intervals:	GBR	Q1	Q2	Q3	Q4	CAN
	4	13	18	24	28	36
	4	10	13	29	42	51
					43	54
					55	63

**GBR - Great Britain**

No.	Name	Sport Class	MIN	Field Goals		2 Points		3 Points		Free Throws		Rebounds			AS	TO	ST	BS	PF	FD	+/-	PTS	
				M/A	%	M/A	%	M/A	%	M/A	%	OR	DR	TOT									
4	MOORE Charlotte	1.0	25:10	2/4	50	2/4	50						3	3					2		1	4	
*5	CARRIGILL Sophie (C)	1.0	15:21	0/2	0	0/2	0					1	2	3	1				5			0	
7	FREEMAN Helen	4.0	DNP																				
*8	WILLIAMS Laurie	2.5	36:31	5/9	56	5/9	56			1/2	50	2	7	9	7	4	1		4	4	1	11	
10	CONROY Amy	4.0	12:40	7/10	70	7/10	70			1/2	50		2	2	1	1			2	1	-2	15	
12	ROBINSON Lucy	4.5	19:07	3/6	50	3/6	50			1/4	25	3	3	6	4	1			4	2	4	7	
*14	HAIZELDEN Joy	2.5	39:11	3/10	30	3/10	30			1/5	20	1	4	5	9			3	8	-7	7		
*15	LOVE Robyn	3.5	40:00	5/14	36	5/13	38	0/1	0				9	9	1	1	1		3	1	-9	10	
*16	ATKIN Jade	4.5	9:02	0/3	0	0/3	0											3	1	-13	0		
17	MARTIN Maddie	3.0	2:40							0/2	0								2		-8	0	
18	MORROW Katie	4.5	DNP																				
19	WAITE Jodie	1.0	0:18																			0	
Team / Coach												1	2	3		4							
<b>Totals</b>				25/58	43	25/57	44	0/1	0	4/15	27	8	32	40	23	12	1	1	23	19	-9	54	
<b>Coach</b>		VAQUERO MAESTRE Miguel (ESP)																					
<b>Assistant Coach</b>		BORBA CINTAS Jorge (ESP)																					

**CAN - Canada**

No.	Name	Sport Class	MIN	Field Goals		2 Points		3 Points		Free Throws		Rebounds			AS	TO	ST	BS	PF	FD	+/-	PTS
				M/A	%	M/A	%	M/A	%	M/A	%	OR	DR	TOT								
*4	LALONDE Rosalie	3.0	27:51	1/7	14	1/7	14			3/4	75	2	3	5	2				4	4	-7	5
5	TESSIER Elodie	2.5	12:09	2/3	67	2/3	67						2	2					2		16	4
6	YOUNG Arinn	4.5	25:59	8/15	53	5/11	45	3/4	75	7/10	70	1	11	12	8	2	1		4	6	11	26
*7	OUELLET Cindy (C)	3.5	35:49	7/15	47	7/15	47			5/6	83		2	2	3		2		3	5	12	19
8	STEEVES Tamara	1.5	DNP																			
*10	LAI Puisand	1.0	23:47	0/1	0	0/1	0					1	2	3					2	1	7	0
11	LLANES Tara	1.5	34:13	1/9	11	1/9	11			0/2	0	3	3	6		1			2	7	2	
12	JOHNSON Bethany	4.0	DNP																			
*13	DANDENEAU Kady	4.5	18:12	2/7	29	2/6	33	0/1	0	3/4	75		3	3	3	2	1	1	2	4	-5	7
14	FASSI-FEHRI Sofia	1.0	DNP																			
*15	HAWTIN Melanie	1.0	22:00	0/1	0	0/1	0												2	1	4	0
16	ISAAC-PICTOU Desiree	4.0	DNP																			
Team / Coach													3	3		3						
<b>Totals</b>				21/58	36	18/53	34	3/5	60	18/26	69	7	29	36	16	7	6	1	19	23	9	63
<b>Coach</b>		SUNG Michele																				
<b>Assistant Coach</b>		CARTER Dylan																				

	GBR	CAN
Points from Turnovers	7	12
Points in the Paint	34 (17/35) 49%	22 (11/31) 35%
Second Chance Points	2	
Fast Break Points	5	9
Bench Points	26	32

	GBR	CAN
Biggest Lead	8	17
Biggest Scoring Run	9-0 (15-10)	18-0 (24-40)
Lead Changes		3
Times Tied		5
Time Leading	10:13	24:45

Legend:			
%	Shooting Percentage	(C)	Captain
BS	Blocked Shots	DNP	Did Not Play
MIN	Minutes Played	No.	Uniform Number
Qx	Quarter	ST	Steals
*	Game Starters	DR	Defensive Rebounds
+/-	Plus-Minus	OR	Offensive Rebounds
AS	Assists	TO	Turnovers
M/A	Made / Attempts	PF	Fouls
PTS	Points	TOT	Total Rebounds
FD	Fouls Drawn		



**Results**  
Résultats

Game 14

**NED 69 vs 56 USA**  
(15-16, 17-12, 18-12, 19-16)

Attendance: 12,741

Game Duration: 1:26

Referee: GAUTHIER Sebastien  
Umpires: PAJER Tomas; PEIC Krunoslav

Commissioner: TIMMS Janine

Scoring by 5 min intervals:	NED	Q1	Q2	Q3	Q4	USA
		4 15	24 32	44 50	62 69	
		10 16	24 28	34 40	42 56	

**NED - Netherlands**

No.	Name	Sport Class	MIN	Field Goals		2 Points		3 Points		Free Throws		Rebounds			AS	TO	ST	BS	PF	FD	+/-	PTS		
				M/A	%	M/A	%	M/A	%	M/A	%	OR	DR	TOT										
*2	ARTS Ilse	1.5	26:14										2	2							1	1	17	0
4	van HEES Sylvana	1.5	10:00																				3	0
5	FRELINK Lindsay	2.0	4:11	0/1	0	0/1	0																-7	0
*6	VISSER Jitske	1.0	23:09	1/5	20	1/5	20								1	1	1					1	10	2
8	van der SPRONG Julia	3.5	21:46	0/3	0	0/3	0						4	4	6	1	2		2				5	0
*9	KRAMER Bo	4.5	29:04	9/17	53	9/15	60	0/2	0	2/5	40	1	10	11	8	3		2	7			23	20	
10	WIMMENHOEVE Xena	4.0	10:57	3/6	50	3/6	50					3	1	4	3		1		1			-5	6	
11	KORVER Cher	2.5	10:06	3/6	50	3/6	50						4	4	2			1				6	6	
12	PRONK Saskia	1.0	2:18																			2	0	
*14	de ROOIJ Carina (C)	3.0	13:28	0/2	0	0/2	0						3	3	3	1						4	0	
*15	BEIJER Mariska	4.0	34:39	16/23	70	16/22	73	0/1	0	2/2	100	1	11	12	2	2	1		1	5		6	34	
16	POST Ylone	1.0	14:08							1/2	50							1	1			1	1	
Team / Coach													1	1										
<b>Totals</b>				32/63	51	32/60	53	0/3	0	5/9	56	5	36	41	28	8	6		9	14	13		69	
<b>Coach</b>		van der LINDEN Gertjan																						
<b>Assistant Coach</b>		SLOOF Irene																						

**USA - United States of America**

No.	Name	Sport Class	MIN	Field Goals		2 Points		3 Points		Free Throws		Rebounds			AS	TO	ST	BS	PF	FD	+/-	PTS	
				M/A	%	M/A	%	M/A	%	M/A	%	OR	DR	TOT									
1	IBANEZ Ali	2.5	DNP																				
4	BAULEKE Abby	1.5	9:10	0/1	0	0/1	0								1				1			1	0
*7	ASLAKSON Josie	1.0	21:56									1	2	3								-10	0
8	SCHNEIDER Natalie	4.5	2:18	0/1	0	0/1	0								1	1		1				-2	0
*12	MURRAY Becca (C)	2.5	31:28	7/18	39	7/16	44	0/2	0				8	8	4	4		1				-6	14
*15	HOLLERMANN Rose	3.5	40:00	9/18	50	9/17	53	0/1	0	3/4	75	2	7	9	1			3	3			-13	21
21	EATON Kaitlyn	1.5	8:54															2				-4	0
*24	ZURBRUGG Lindsey	2.5	24:24	2/8	25	2/8	25			1/2	50	2		2	9		1		3	2		-6	5
34	OBERST Emily	4.5	DNP																				
43	MOODY Bailey	4.0	6:52	1/1	100	1/1	100											1				3	2
*54	GONZALEZ Ixhelt	4.5	30:50	3/8	38	3/8	38			0/1	0	3	7	10	4	1	1	1	3			-14	6
55	RYAN Courtney	2.0	24:08	4/13	31	4/13	31						2	2	4	2		1	1			-14	8
Team / Coach													3	3									
<b>Totals</b>				26/68	38	26/65	40	0/3	0	4/7	57	8	29	37	22	9	3		14	9	-13		56
<b>Coach</b>		SCHWAB Christina																					
<b>Assistant Coach</b>		MILLER Desiree																					

	NED	USA
Points from Turnovers	10	2
Points in the Paint	48 (24/37) 65%	20 (10/24) 42%
Second Chance Points	6	4
Fast Break Points	7	4
Bench Points	13	10

	NED	USA
Biggest Lead	23	6
Biggest Scoring Run	11-0 (65-42)	6-0 (4-10)
Lead Changes		5
Times Tied		4
Time Leading	25:50	12:55

Legend:			
%	Shooting Percentage	(C)	Captain
BS	Blocked Shots	DNP	Did Not Play
MIN	Minutes Played	No.	Uniform Number
Qx	Quarter	ST	Steals
*	Game Starters	DR	Defensive Rebounds
+/-	Plus-Minus	OR	Offensive Rebounds
AS	Assists	TO	Turnovers
M/A	Made / Attempts	PF	Fouls
PTS	Points	TOT	Total Rebounds





**Results**

Résultats

Game 17

**JPN 55 vs 67 GER**  
(15-16, 10-19, 21-14, 9-18)

Attendance: 12,679

Game Duration: 1:43

Referee: TAHMASIAN Geghard

Commissioner: KUNOSIC Damir

Umpires: GAMEZ PEREIRA Mauricio; WANG Fengqin

Scoring by 5 min intervals:	JPN	Q1	Q2	Q3	Q4	GER
		4 15	21 25	37 46	51 55	
		6 16	24 35	41 49	59 67	

**JPN - Japan**

No.	Name	Sport Class	MIN	Field Goals		2 Points		3 Points		Free Throws		Rebounds			AS	TO	ST	BS	PF	FD	+/-	PTS
				M/A	%	M/A	%	M/A	%	M/A	%	OR	DR	TOT								
*2	ZAIMA Izumi	1.0	32:17	0/2	0	0/2	0					2	1	3					2		-2	0
4	YANAGIMOTO Amane	2.5	31:58	2/18	11	1/9	11	1/9	11	2/2	100		1	1	7	3	1		4	1	-6	7
5	KOJIMA Ruri	2.5	4:28	1/2	50	1/2	50						1	1				1		-6	2	
6	EGUCHI Yuri	2.5	3:15	0/2	0	0/2	0								1					-4	0	
*7	TSUCHIDA Mayumi	4.0	10:39	3/6	50	3/6	50					1	2	3		2		1	2	-6	6	
9	NISHIMURA Aoi	1.5	3:15																	-4	0	
*10	HAGINO Mayo	1.5	40:00	1/2	50	1/1	100	0/1	0			1	1	2	2	1		4	1	-12	2	
11	OTSU Miho	2.5	DNP																			
12	ISHIKAWA Yui	1.0	DNP																			
*14	SHIMIZU Chinami	3.0	9:15							2/2	100							2	1	-8	2	
*15	AMIMOTO Mari	4.5	38:02	6/15	40	6/12	50	0/3	0	2/3	67		11	11	7	1	3	3	4	-8	14	
18	KITADA Chihiro (C)	4.5	26:51	8/21	38	4/13	31	4/8	50	2/5	40	3	11	14	2	3	2	2	4	-4	22	
Team / Coach												1	1	2	1							
<b>Totals</b>				21/68	31	16/47	34	5/21	24	8/12	67	8	29	37	18	12	6		19	13	-12	55
<b>Coach</b>		IWANO Hiroshi																				
<b>Assistant Coach</b>		MORITA Toshimitsu																				

**GER - Germany**

No.	Name	Sport Class	MIN	Field Goals		2 Points		3 Points		Free Throws		Rebounds			AS	TO	ST	BS	PF	FD	+/-	PTS
				M/A	%	M/A	%	M/A	%	M/A	%	OR	DR	TOT								
*4	MILLER Mareike (C)	4.5	40:00	16/31	52	16/30	53	0/1	0	7/13	54	7	11	18	8	3	1		1	11	12	39
5	ERNI Svenja	3.5	DNP																1		-8	4
*6	WEISS Catharina	1.0	16:47	2/4	50	2/4	50					1	1	2		1		1		-8	4	
*7	PATZWALD Anne	1.0	37:04	1/1	100	1/1	100			0/1	0		6	6	3		1	3	1	11	2	
8	ERSKINE Vanessa	1.0	DNP																			
9	FANARIOTIS Amanda	4.5	2:36							0/2	0		1	1		1			1	-1	0	
10	BERGENTHAL Lisa	3.5	25:56	5/11	45	5/11	45			0/2	0	3	7	10	5	5	2	3	5	23	10	
11	LINDHOLM Maya	2.5	24:28	0/2	0	0/2	0						2	2	3	2				13	0	
*12	PASSIWAN Nathalie	4.5	11:28	1/5	20	1/5	20					2	4	6	2	1		1		-10	2	
*13	MAYER Svenja	2.5	36:02	5/13	38	5/13	38					2	2	2	3			4	1	16	10	
14	SELLAK Lilly	3.5	2:43	0/1	0	0/1	0													3	0	
15	KIER Marie	1.0	2:56																	1	0	
Team / Coach												1	4	5	1							
<b>Totals</b>				30/68	44	30/67	45	0/1	0	7/18	39	14	38	52	23	17	4		13	19	12	67
<b>Coach</b>		PASSIWAN Dirk																				
<b>Assistant Coach</b>		NEUMANN Ralf																				

	JPN	GER
Points from Turnovers	11	11
Points in the Paint	24 (12/22) 55%	40 (20/39) 51%
Second Chance Points	5	13
Fast Break Points	11	
Bench Points	31	10

	JPN	GER
Biggest Lead	2	12
Biggest Scoring Run	9-0 (43-41)	8-0 (46-55)
Lead Changes		3
Times Tied		4
Time Leading	0:41	36:11

Legend:			
%	Shooting Percentage	(C)	Captain
BS	Blocked Shots	DNP	Did Not Play
MIN	Minutes Played	No.	Uniform Number
Qx	Quarter	ST	Steals
*	Game Starters	DR	Defensive Rebounds
+/-	Plus-Minus	OR	Offensive Rebounds
AS	Assists	TO	Turnovers
M/A	Made / Attempts	PF	Fouls
PTS	Points	TOT	Total Rebounds



**Results**

Résultats

Game 18

**GBR 47 vs 62 CHN**  
(9-16, 13-18, 9-11, 16-17)

Attendance: 12,725

Game Duration: 1:31

Referee: KRAPLJANOV Blaine

Commissioner: KUNOSIC Damir

Umpires: HSIEH Shu-Fei; KOC Yekta

Scoring by 5 min intervals:	GBR CHN	Q1		Q2		Q3		Q4	
		5	9	17	22	29	31	39	47
		8	16	24	34	41	45	52	62

**GBR - Great Britain**

No.	Name	Sport Class	MIN	Field Goals		2 Points		3 Points		Free Throws		Rebounds			AS	TO	ST	BS	PF	FD	+/-	PTS	
				M/A	%	M/A	%	M/A	%	M/A	%	OR	DR	TOT									
4	MOORE Charlotte	1.0	14:51	0/1	0	0/1	0					1		1	1					1		-3	0
*5	CARRIGILL Sophie (C)	1.0	26:55	0/1	0	0/1	0								1					1		-14	0
7	FREEMAN Helen	4.0	DNP																				
*8	WILLIAMS Laurie	2.5	38:14	1/2	50	1/2	50					1	1	2	5				4	2		-13	2
*10	CONROY Amy	4.0	10:07	1/5	20	1/5	20						1	1			2			1		-9	2
12	ROBINSON Lucy	4.5	13:37	7/10	70	7/10	70			0/1	0		2	2	2	2			1	1		-1	14
*14	HAIZELDEN Joy	2.5	38:14	3/10	30	3/10	30					2	2	2	7	1	1		1	1		-13	6
*15	LOVE Robyn	3.5	40:00	6/15	40	4/11	36	2/4	50	1/2	50	1	5	6	4	1	1		2	5		-15	15
16	ATKIN Jade	4.5	18:02	4/7	57	4/7	57			0/2	0	1	2	3	1	2			1	2		-7	8
17	MARTIN Maddie	3.0	DNP																				
18	MORROW Katie	4.5	DNP																				
19	WAITE Jodie	1.0	DNP																				
Team / Coach												1	2	3		4							
<b>Totals</b>				22/51	43	20/47	43	2/4	50	1/5	20	7	13	20	18	11	4	2	10	13	-15	47	
<b>Coach</b>		VAQUERO MAESTRE Miguel (ESP)																					
<b>Assistant Coach</b>		BORBA CINTAS Jorge (ESP)																					

**CHN - People's Republic of China**

No.	Name	Sport Class	MIN	Field Goals		2 Points		3 Points		Free Throws		Rebounds			AS	TO	ST	BS	PF	FD	+/-	PTS
				M/A	%	M/A	%	M/A	%	M/A	%	OR	DR	TOT								
*5	CHEN Xuejing	1.0	35:08	2/4	50	2/4	50					1	2	3	1	3	2		3	1	11	4
*6	ZHANG Xuenei	4.0	40:00	7/10	70	7/10	70			1/1	100	1	9	10	5	2			2	4	15	15
*7	ZHANG Tonglei	1.5	40:00	7/12	58	7/12	58			2/2	100				9	4			3	1	15	16
*8	LYU Guidi	4.0	35:08	7/7	100	7/7	100			0/1	0		2	2	1	2	1		2	2	11	14
*9	LIN Suiling (C)	3.0	40:00	5/10	50	5/8	63	0/2	0	1/2	50		8	8	10	2			2	1	15	11
10	HUANG Xiaolian	2.0	DNP																			
11	CHEN Jingwen	1.0	4:52																1	1	4	0
12	QIU Qiaoling	4.5	DNP																			
13	ZHANG Meimei	1.5	DNP																			
15	LONG Yun	1.5	DNP																			
16	DAI Jiameng	4.5	4:52	1/1	100	1/1	100						1	1			2				4	2
17	HE Xiang	4.5	DNP																			
Team / Coach												1		1		1						
<b>Totals</b>				29/44	66	29/42	69	0/2	0	4/6	67	3	22	25	26	14	5		13	10	15	62
<b>Coach</b>		CHEN Qi																				
<b>Assistant Coach</b>		HAN Yan																				

	GBR	CHN
Points from Turnovers	11	11
Points in the Paint	22 (11/22) 50%	42 (21/25) 84%
Second Chance Points	10	2
Fast Break Points		4
Bench Points	22	2

	GBR	CHN
Biggest Lead		17
Biggest Scoring Run	6-0 (43-52)	6-0 (2-8)
Lead Changes		
Times Tied		1
Time Leading	0:00	39:01

<b>Legend:</b>	% Shooting Percentage	(C) Captain	* Game Starters	+/- Plus-Minus	AS Assists
BS Blocked Shots	DNP Did Not Play	DR Defensive Rebounds	FD Fouls Drawn	M/A Made / Attempts	PTS Points
MIN Minutes Played	No. Uniform Number	OR Offensive Rebounds	PF Fouls		
Qx Quarter	ST Steals	TO Turnovers	TOT Total Rebounds		



**Results**

Résultats

Game 20

**ESP 49 vs 81 CAN**  
(14-21, 12-20, 10-18, 13-22)

Attendance: 7,329

Game Duration: 1:38

Referee: VILLARD Celine

Commissioner: MAGALLANES REYES Juan

Umpires: HARGREAVES Darrell; JELENIC Milutin

Scoring by 5 min intervals:	ESP	Q1	Q2	Q3	Q4	CAN
		8 14	20 26	32 36	40 49	
		10 21	31 41	53 59	67 81	

**ESP - Spain**

No.	Name	Sport Class	MIN	Field Goals		2 Points		3 Points		Free Throws		Rebounds			AS	TO	ST	BS	PF	FD	+/-	PTS	
				M/A	%	M/A	%	M/A	%	M/A	%	OR	DR	TOT									
*4	ORTEGA Lourdes	1.0	22:34	1/4	25	1/3	33	0/1	0				2	2	1	1						-21	2
*6	RUIZ Sonia (C)	2.5	38:55	1/3	33	1/3	33					1	1	2	11	3			5			-31	2
*8	ZUDAIRE Beatriz	3.0	30:56	4/15	27	4/15	27			3/5	60	2	4	6	6	3	1		4	4		-22	11
9	REVUELTA Sara	1.0	22:58	2/3	67	2/3	67					1	2	3	1					1	1	-19	4
11	PEREZ Virginia	4.0	18:31	4/12	33	4/10	40	0/2	0				3	3		4			1	2		-17	8
13	VILARINO Victoria	4.0	9:04	0/3	0	0/3	0						1	1		2			1			-5	0
14	UGARTE Laura	1.5	4:37									1		1		1						-3	0
16	RAMOS Sindy	3.0	DNP																				
21	HERAS Maria	3.5	DNP																				
*28	RODRIGUEZ Naiara	3.0	20:19	3/5	60	3/5	60					2		2		3			4	1		-15	6
51	EGILUZ Agurtzane	3.0	9:32	2/3	67	2/3	67								1	1						-6	4
*55	LOPEZ Isabel	4.5	22:34	6/9	67	6/9	67					1	1	2	1	1			4	1		-21	12
Team / Coach												1	2	3	5								
<b>Totals</b>				23/57	40	23/54	43	0/3	0	3/5	60	9	16	25	21	24	1		19	9	-32	49	
<b>Coach</b>		BELEN Franck																					
<b>Assistant Coach</b>		RAMOS Victor																					

**CAN - Canada**

No.	Name	Sport Class	MIN	Field Goals		2 Points		3 Points		Free Throws		Rebounds			AS	TO	ST	BS	PF	FD	+/-	PTS
				M/A	%	M/A	%	M/A	%	M/A	%	OR	DR	TOT								
*4	LALONDE Rosalie	3.0	22:36	1/2	50	1/2	50					2		2	4	1	2		3	1	15	2
5	TESSIER Elodie	2.5	17:24	2/2	100	2/2	100					1		1	1	1			2		17	4
6	YOUNG Arinn	4.5	22:27	9/18	50	8/16	50	1/2	50	4/5	80		5	5	5	1		1	3	19	23	
*7	OUELLET Cindy (C)	3.5	22:30	6/7	86	6/7	86			2/2	100	1	2	3	2	1				2	15	14
8	STEEVES Tamara	1.5	8:48										1	1							4	0
*10	LAI Puisand	1.0	26:04	1/1	100	1/1	100					1	1	2					1	1	17	2
11	LLANES Tara	1.5	20:49													1					19	0
12	JOHNSON Bethany	4.0	DNP																			
*13	DANDENEAU Kady	4.5	35:03	12/24	50	11/21	52	1/3	33	11/13	85	1	11	12	12	6	5	2	2	12	30	36
14	FASSI-FEHRI Sofia	1.0	5:27	0/1	0	0/1	0					1		1							7	0
*15	HAWTIN Melanie	1.0	18:52																		17	0
16	ISAAC-PICTOU Desiree	4.0	DNP																			
Team / Coach													4	4		1						
<b>Totals</b>				31/55	56	29/50	58	2/5	40	17/20	85	7	24	31	24	11	8	2	9	19	32	81
<b>Coach</b>		SUNG Michele																				
<b>Assistant Coach</b>		CARTER Dylan																				

	ESP	CAN
Points from Turnovers	10	31
Points in the Paint	40 (20/39) 51%	46 (23/32) 72%
Second Chance Points	7	6
Fast Break Points		12
Bench Points	16	27

	ESP	CAN
Biggest Lead	2	34
Biggest Scoring Run	4-0 (8-10)	9-0 (8-19)
Lead Changes		1
Times Tied		2
Time Leading	1:13	37:37

Legend:			
%	Shooting Percentage	(C)	Captain
BS	Blocked Shots	DNP	Did Not Play
MIN	Minutes Played	No.	Uniform Number
Qx	Quarter	ST	Steals
*	Game Starters	DR	Defensive Rebounds
+/-	Plus-Minus	OR	Offensive Rebounds
AS	Assists	TO	Turnovers
FD	Fouls Drawn	PF	Fouls
M/A	Made / Attempts	TOT	Total Rebounds
PTS	Points		



## Results

Résultats

Game 21

**USA 62 vs 52 JPN**

(22-12, 12-11, 18-13, 10-16)

Attendance: 8,891

Game Duration: 1:23

Referee: RADYKAS Linas

Commissioner: TIMMS Janine

Umpires: TAHMASIAN Gegendard; PEIC Krunoslav

Scoring by 5 min intervals:	USA JPN	Q1		Q2		Q3		Q4	
		10	22	30	34	52	52	54	62
		4	12	14	23	31	36	40	52

### USA - United States of America

No.	Name	Sport Class	MIN	Field Goals		2 Points		3 Points		Free Throws		Rebounds			AS	TO	ST	BS	PF	FD	+/-	PTS
				M/A	%	M/A	%	M/A	%	M/A	%	OR	DR	TOT								
*1	IBANEZ Ali	2.5	12:56	3/5	60	3/5	60					3	1	4			1				12	6
4	BAULEKE Abby	1.5	6:57										1	1				1			-1	0
7	ASLAKSON Josie	1.0	11:42												2						1	0
*8	SCHNEIDER Natalie	4.5	18:25	2/6	33	2/6	33					2	2	1		2			1		8	4
*12	MURRAY Becca (C)	2.5	26:30	4/15	27	3/14	21	1/1	100			4	4	8		1		2			17	9
15	HOLLERMANN Rose	3.5	22:23	2/9	22	2/9	22					6	6	3	1	4		3			4	4
21	EATON Kaitlyn	1.5	8:25									1	1								-2	0
*24	ZURBRUGG Lindsey	2.5	33:20	6/9	67	6/9	67					3	4	7	8	1	1	1	1		12	12
34	OBBERST Emily	4.5	6:54	3/4	75	3/4	75			1/2	50							1	1		7	7
43	MOODY Bailey	4.0	4:41	2/3	67	2/3	67														-6	4
54	GONZALEZ Ixhelt	4.5	14:41	0/5	0	0/5	0			0/2	0		5	5	1		1			2	-5	0
*55	RYAN Courtney	2.0	33:06	8/13	62	8/13	62						5	5	4	2		2			3	16
Team / Coach													1	1								
<b>Totals</b>				30/69	43	29/68	43	1/1	100	1/4	25	6	30	36	25	6	9	1	10	4	10	62
Coach		SCHWAB Christina																				
Assistant Coach		MILLER Desiree																				

### JPN - Japan

No.	Name	Sport Class	MIN	Field Goals		2 Points		3 Points		Free Throws		Rebounds			AS	TO	ST	BS	PF	FD	+/-	PTS
				M/A	%	M/A	%	M/A	%	M/A	%	OR	DR	TOT								
*2	ZAIMA Izumi	1.0	37:37									3	3		1			1	1		-6	0
*4	YANAGIMOTO Amane	2.5	31:29	4/13	31	3/7	43	1/6	17	1/2	50	1	5	6	6	8		1	3		-11	10
5	KOJIMA Ruri	2.5	DNP																			
6	EGUCHI Yuri	2.5	DNP																			
7	TSUCHIDA Mayumi	4.0	5:06	1/3	33	1/3	33					3	3								5	2
9	NISHIMURA Aoi	1.5	DNP																			
*10	HAGINO Mayo	1.5	36:35	3/6	50	3/5	60	0/1	0			2	2	1	1			1			-6	6
11	OTSU Miho	2.5	DNP																			
12	ISHIKAWA Yui	1.0	5:48																		-8	0
14	SHIMIZU Chinami	3.0	8:31	1/2	50	1/2	50			1/1	100	1	2	3					1	1	3	3
*15	AMIMOTO Mari	4.5	35:43	6/11	55	6/9	67	0/2	0	3/4	75	2	10	12	7	5	1		3		-11	15
*18	KITADA Chihiro (C)	4.5	39:11	7/21	33	7/18	39	0/3	0	2/4	50		6	6	3	2		1	2		-14	16
Team / Coach												1	3	4								
<b>Totals</b>				22/56	39	21/44	48	1/12	8	7/11	64	5	34	39	17	17	1		4	10	-10	52
Coach		IWANO Hiroshi																				
Assistant Coach		MORITA Toshimitsu																				

	USA	JPN
Points from Turnovers	8	8
Points in the Paint	46 (23/45) 51%	16 (8/17) 47%
Second Chance Points	4	2
Fast Break Points	8	4
Bench Points	15	5

	USA	JPN
Biggest Lead	21	
Biggest Scoring Run	6-0 (10-4)	7-0 (34-23)
Lead Changes		
Times Tied		2
Time Leading	37:59	0:00

Legend:			
%	Shooting Percentage	(C)	Captain
BS	Blocked Shots	DNP	Did Not Play
MIN	Minutes Played	No.	Uniform Number
Qx	Quarter	ST	Steals
*	Game Starters		
DR	Defensive Rebounds	FD	Fouls Drawn
OR	Offensive Rebounds	PF	Fouls
TO	Turnovers	TOT	Total Rebounds
+/-	Plus-Minus	AS	Assists
M/A	Made / Attempts	PTS	Points



## Results

Résultats

Game 24

**GER 48 vs 68 NED**  
(12-17, 7-17, 12-16, 17-18)

Attendance: 12,721

Game Duration: 1:34

Referee: MATHIAS Gustavo

Commissioner: MARSON Stefania

Umpires: STROK Drazen; PAJER Tomas

Scoring by 5 min intervals:	GER	Q1		Q2		Q3		Q4	
		NED	4	12	16	19	27	31	42
		13	17	26	34	43	50	62	68

### GER - Germany

No.	Name	Sport Class	MIN	Field Goals		2 Points		3 Points		Free Throws		Rebounds			AS	TO	ST	BS	PF	FD	+/-	PTS	
				M/A	%	M/A	%	M/A	%	M/A	%	OR	DR	TOT									
*4	MILLER Mareike (C)	4.5	40:00	7/19	37	7/18	39	0/1	0	3/5	60	3	9	12	11	3	2		3	4	-20	17	
5	ERNI Svenja	3.5	DNP																				
*6	WEISS Catharina	1.0	28:56	2/4	50	2/4	50			1/2	50	1	5	6	1	1			1	2	-16	5	
*7	PATZWALD Anne	1.0	33:05	2/6	33	2/6	33			2/2	100	2	2	4	1	1			3	2	-15	6	
8	ERSKINE Vanessa	1.0	2:13																		-7	0	
9	FANARIOTIS Amanda	4.5	6:08	0/2	0	0/2	0						1	1		3			1		-3	0	
10	BERGENTHAL Lisa	3.5	10:45	2/4	50	2/4	50								2	1			3		-10	4	
11	LINDHOLM Maya	2.5	15:07	1/3	33	1/3	33								2						-10	2	
*12	PASSIWAN Nathalie	4.5	18:25	0/2	0	0/2	0			4/4	100		6	6		1			3	3	-9	4	
*13	MAYER Svenja	2.5	32:14	4/10	40	4/10	40						2	2	1	2			3		-8	8	
14	SELLAK Lilly	3.5	8:45	1/2	50	1/2	50						2	2	1						-3	2	
15	KIER Marie	1.0	4:22																		1	0	
Team / Coach													4	4		3							
<b>Totals</b>				19/52	37	19/51	37	0/1	0	10/13	77	6	31	37	19	15	2			17	11	-20	48
<b>Coach</b>		PASSIWAN Dirk																					
<b>Assistant Coach</b>		NEUMANN Ralf																					

### NED - Netherlands

No.	Name	Sport Class	MIN	Field Goals		2 Points		3 Points		Free Throws		Rebounds			AS	TO	ST	BS	PF	FD	+/-	PTS
				M/A	%	M/A	%	M/A	%	M/A	%	OR	DR	TOT								
*2	ARTS Ilse	1.5	19:04	1/2	50	1/2	50					1	2	3	2		1		2		13	2
4	van HEES Sylvana	1.5	4:10																1		3	0
5	FRELINK Lindsay	2.0	7:24	0/1	0	0/1	0														-4	0
*6	VISSER Jitske	1.0	20:37	0/4	0	0/4	0								2				1	1	16	0
8	van der SPRONG Julia	3.5	23:26	3/7	43	3/6	50	0/1	0	0/1	0	1	4	5	6	1		1	3	1	5	6
*9	KRAMER Bo	4.5	21:20	7/18	39	7/17	41	0/1	0	5/8	63	1	7	8	5		2		1	7	14	19
10	WIMMENHOEVE Xena	4.0	15:07	6/10	60	6/10	60			0/1	0		3	3						1	5	12
11	KORVER Cher	2.5	15:38	2/4	50	2/4	50						1	1	3	2	1	1			13	4
12	PRONK Saskia	1.0	8:45	1/1	100	1/1	100														3	2
*14	de ROOIJ Carina (C)	3.0	26:55	2/7	29	2/5	40	0/2	0			1	2	3	4	1			2	3	18	4
*15	BEIJER Mariska	4.0	27:35	8/15	53	8/15	53			3/5	60	6	7	13	4		2		1	3	15	19
16	POST Ylonne	1.0	9:59							0/2	0									1	-1	0
Team / Coach													3	3		1						
<b>Totals</b>				30/69	43	30/65	46	0/4	0	8/17	47	10	29	39	26	5	6	2	11	17	20	68
<b>Coach</b>		van der LINDEN Gertjan																				
<b>Assistant Coach</b>		SLOOF Irene																				

	GER	NED
Points from Turnovers	2	21
Points in the Paint	24 (12/24) 50%	36 (18/33) 55%
Second Chance Points	6	11
Fast Break Points	4	5
Bench Points	8	24

	GER	NED
Biggest Lead		24
Biggest Scoring Run	8-0 (12-13)	7-0 (16-26)
Lead Changes		
Times Tied		1
Time Leading	0:00	39:24

Legend:			
%	Shooting Percentage	(C)	Captain
BS	Blocked Shots	DNP	Did Not Play
MIN	Minutes Played	No.	Uniform Number
Qx	Quarter	ST	Steals
*	Game Starters	DR	Defensive Rebounds
+/-	Plus-Minus	OR	Offensive Rebounds
AS	Assists	TO	Turnovers
FD	Fouls Drawn	PF	Fouls
M/A	Made / Attempts	TOT	Total Rebounds
PTS	Points		



## Results

Résultats

Game 30

**CHN 62 vs 50 JPN**  
(22-6, 14-15, 14-11, 12-18)

Attendance: 11,430

Game Duration: 1:37

Referee: ETZELMUELLER Erik

Commissioner: KUNOSIC Damir

Umpires: GAUTHIER Sebastien; KOC Yekta

Scoring by 5 min intervals:	CHN	Q1	Q2	Q3	Q4
JPN		10 22	26 36	44 50	58 62
		2 6	14 21	23 32	40 50

### CHN - People's Republic of China

No.	Name	Sport Class	MIN	Field Goals		2 Points		3 Points		Free Throws		Rebounds			AS	TO	ST	BS	PF	FD	+/-	PTS				
				M/A	%	M/A	%	M/A	%	M/A	%	OR	DR	TOT												
*5	CHEN Xuejing	1.0	15:00	0/1	0	0/1	0					1	4	5	1	2				2	9	0				
*6	ZHANG Xuemei	4.0	25:00	8/12	67	8/12	67						4	4	1	2	3		1	1	20	16				
*7	ZHANG Tonglei	1.5	18:14	2/4	50	2/4	50						1	1	6	2	1		3	1	21	4				
*8	LYU Guidi	4.0	20:58	6/8	75	6/8	75			4/4	100	1	3	4	3		2			2	15	16				
*9	LIN Suiling (C)	3.0	30:00	6/21	29	6/13	46	0/8	0			1	4	5	8	1			1		13	12				
10	HUANG Xiaolian	2.0	10:00	2/4	50	2/4	50			0/2	0		3	3	2		1			2	-1	4				
11	CHEN Jingwen	1.0	26:24	1/2	50	1/2	50			0/1	0	1	3	4	1	1	1		2	1	4	2				
12	QIU Qiaoling	4.5	10:52	3/6	50	3/6	50						1	1						1	1	6				
13	ZHANG Meimei	1.5	16:46	0/2	0	0/2	0								1	2			3	2	-2	0				
15	LONG Yun	1.5	3:36	0/2	0	0/2	0														-8	0				
16	DAI Jiameng	4.5	15:00	1/3	33	1/3	33					1	2	3	1	2	1		3	1	-8	2				
17	HE Xiang	4.5	8:10	0/1	0	0/1	0					2	1	3		1			3		-4	0				
Team / Coach																3	6	9				3				
<b>Totals</b>				29/66	44	29/58	50	0/8	0	4/7	57	10	32	42	24	16	9			16	13	12	62			
Coach		CHEN Qi																								
Assistant Coach		HAN Yan																								

### JPN - Japan

No.	Name	Sport Class	MIN	Field Goals		2 Points		3 Points		Free Throws		Rebounds			AS	TO	ST	BS	PF	FD	+/-	PTS		
				M/A	%	M/A	%	M/A	%	M/A	%	OR	DR	TOT										
*2	ZAIMA Izumi	1.0	34:45	1/1	100	1/1	100						1	1					1		-6	2		
*4	YANAGIMOTO Amane	2.5	23:27	5/11	45	5/7	71	0/4	0	4/9	44		3	3	2	4			4	7	-9	14		
5	KOJIMA Ruri	2.5	DNP																					
6	EGUCHI Yuri	2.5	DNP																					
7	TSUCHIDA Mayumi	4.0	16:33	4/9	44	4/9	44					1	2	3	3	2	1		1	1	-3	8		
9	NISHIMURA Aoi	1.5	DNP																					
*10	HAGINO Mayo	1.5	40:00	0/2	0	0/2	0						1	1	2	1	1		3	1	-12	0		
11	OTSU Miho	2.5	DNP																					
12	ISHIKAWA Yui	1.0	5:15	0/1	0	0/1	0														-6	0		
14	SHIMIZU Chinami	3.0	16:33	1/1	100	1/1	100			2/3	67		2	2		1			1	2	-3	4		
*15	AMIMOTO Mari	4.5	40:00	6/16	38	5/14	36	1/2	50	2/2	100	1	12	13	6	5	1		2	3	-12	15		
*18	KITADA Chihiro (C)	4.5	23:27	3/11	27	3/7	43	0/4	0	1/1	100	1	7	8	4	1		1	1	1	-9	7		
Team / Coach																				5				
<b>Totals</b>				20/52	38	19/42	45	1/10	10	9/15	60	3	28	31	17	19	3	1		13	15	-12	50	
Coach		IWANO Hiroshi																						
Assistant Coach		MORITA Toshimitsu																						

	CHN	JPN
Points from Turnovers	18	10
Points in the Paint	22 (11/20) 55%	20 (10/19) 53%
Second Chance Points	12	5
Fast Break Points	2	12
Bench Points	14	12

	CHN	JPN
Biggest Lead	23	
Biggest Scoring Run	18-0 (20-2)	10-0 (22-14)
Lead Changes		
Times Tied		1
Time Leading	37:32	0:00

Legend:			
%	Shooting Percentage	(C)	Captain
BS	Blocked Shots	DNP	Did Not Play
MIN	Minutes Played	No.	Uniform Number
Qx	Quarter	ST	Steals
*	Game Starters	DR	Defensive Rebounds
+/-	Plus-Minus	OR	Offensive Rebounds
AS	Assists	TO	Turnovers
M/A	Made / Attempts	PF	Fouls
PTS	Points	TOT	Total Rebounds



## Results

Résultats

Game 31

**USA 59 vs 52 GBR**  
(12-12, 19-12, 13-17, 15-11)

Attendance: 12,550

Game Duration: 1:30

Referee: KRAPLJANOV Blaine

Commissioner: KUNOSIC Damir

Umpires: VILLARD Celine; PAJER Tomas

Scoring by 5 min intervals:	USA	Q1	Q2	Q3	Q4
	GBR	4 12	21 31	38 44	47 59
		4 12	18 24	32 41	48 52

### USA - United States of America

No.	Name	Sport Class	MIN	Field Goals		2 Points		3 Points		Free Throws		Rebounds			AS	TO	ST	BS	PF	FD	+/-	PTS			
				M/A	%	M/A	%	M/A	%	M/A	%	OR	DR	TOT											
1	IBANEZ Ali	2.5	6:09																		1	-1	0		
4	BAULEKE Abby	1.5	17:04																			1	1	11	0
*7	ASLAKSON Josie	1.0	16:05	0/3	0	0/3	0								1									2	0
*8	SCHNEIDER Natalie	4.5	11:08	3/6	50	3/6	50			0/1	0	1	2	3									1	-3	6
*12	MURRAY Becca (C)	2.5	28:42	5/12	42	5/11	45	0/1	0	2/4	50	1	5	6	7	1		1	1	2	4			12	12
*15	HOLLERMANN Rose	3.5	37:00	6/15	40	6/15	40			3/5	60	1	12	13	5	2		1	2	4	10			15	15
21	EATON Kaitlyn	1.5	3:51																					-3	0
*24	ZURBRUGG Lindsey	2.5	27:14	0/5	0	0/5	0					1	2	3	6	1		1	2	1	0			0	0
34	OBERST Emily	4.5	DNP																						
43	MOODY Bailey	4.0	DNP																						
54	GONZALEZ Ixhelt	4.5	28:52	7/11	64	7/11	64			2/3	67	1	10	11	1	1	2	1	3	5	10			16	16
55	RYAN Courtney	2.0	23:55	5/10	50	5/10	50					1	1	2	6				4	2	5			10	10
Team / Coach													2	2		1									
<b>Totals</b>				26/62	42	26/61	43	0/1	0	7/13	54	6	34	40	26	6	2	4	13	17	7				59
<b>Coach</b>		SCHWAB Christina																							
<b>Assistant Coach</b>		MILLER Desiree																							

### GBR - Great Britain

No.	Name	Sport Class	MIN	Field Goals		2 Points		3 Points		Free Throws		Rebounds			AS	TO	ST	BS	PF	FD	+/-	PTS		
				M/A	%	M/A	%	M/A	%	M/A	%	OR	DR	TOT										
4	MOORE Charlotte	1.0	24:22	0/2	0	0/2	0			1/2	50		1	1					3	1	-4	1		
*5	CARRIGILL Sophie (C)	1.0	28:13	0/1	0	0/1	0						2	2	2	1			3		0	0		
7	FREEMAN Helen	4.0	DNP																					
*8	WILLIAMS Laurie	2.5	27:25	2/6	33	2/6	33						2	2	2	1		1	2		-10	4		
10	CONROY Amy	4.0	20:00	6/12	50	6/11	55	0/1	0				3	3		1		3	2	0	12			
12	ROBINSON Lucy	4.5	6:51	3/5	60	3/5	60						1	1		1		1	1	-5	6			
*14	HAIZELDEN Joy	2.5	27:25	0/1	0	0/1	0			0/2	0		1	1	7	2		1	2	-10	0			
*15	LOVE Robyn	3.5	40:00	7/20	35	7/17	41	0/3	0	0/3	0	1	17	18	9	1	1	2	5	-7	14			
*16	ATKIN Jade	4.5	25:44	7/10	70	7/10	70			1/5	20		6	6	1	1		2	3	1	15			
17	MARTIN Maddie	3.0	DNP																					
18	MORROW Katie	4.5	DNP																					
19	WAITE Jodie	1.0	DNP																					
Team / Coach													2	2										
<b>Totals</b>				25/57	44	25/53	47	0/4	0	2/12	17	3	33	36	21	8	1	1	17	13	-7	52		
<b>Coach</b>		VAQUERO MAESTRE Miguel (ESP)																						
<b>Assistant Coach</b>		BORBA CINTAS Jorge (ESP)																						

	USA	GBR
Points from Turnovers	6	6
Points in the Paint	36 (18/37) 49%	26 (13/28) 46%
Second Chance Points	2	2
Fast Break Points	2	2
Bench Points	26	19

	USA	GBR
Biggest Lead	10	4
Biggest Scoring Run	9-0 (58-50)	9-0 (44-45)
Lead Changes		11
Times Tied		8
Time Leading	24:02	8:14

Legend:			
%	Shooting Percentage	(C)	Captain
BS	Blocked Shots	DNP	Did Not Play
MIN	Minutes Played	No.	Uniform Number
Qx	Quarter	ST	Steals
*	Game Starters	DR	Defensive Rebounds
+/-	Plus-Minus	OR	Offensive Rebounds
AS	Assists	TO	Turnovers
M/A	Made / Attempts	PF	Fouls
PTS	Points	TOT	Total Rebounds



## Results

Résultats

Game 33

**NED 61 vs 43 ESP**  
(17-13, 11-12, 15-11, 18-7)

Attendance: 12,550

Game Duration: 1:29

Referee: WANG Fengqin

Commissioner: MAGALLANES REYES Juan

Umpires: JELENIC Milutin; STROK Drazen

Scoring by 5 min intervals:	NED	Q1	Q2	Q3	Q4	ESP
		10	17	20	28	37
		8	13	19	25	43
				34	36	50
						61
						42
						43

### NED - Netherlands

No.	Name	Sport Class	MIN	Field Goals		2 Points		3 Points		Free Throws		Rebounds			AS	TO	ST	BS	PF	FD	+/-	PTS
				M/A	%	M/A	%	M/A	%	M/A	%	OR	DR	TOT								
*2	ARTS Ilse	1.5	28:40	0/3	0	0/3	0					1	3	4	1	2	1		3		17	0
4	van HEES Sylvana	1.5	5:18																		1	0
5	FRELINK Lindsay	2.0	5:25																		6	0
*6	VISSER Jitske	1.0	29:17	1/7	14	1/7	14					1	2	3	2	1	2		2		11	2
8	van der SPRONG Julia	3.5	16:45	1/7	14	1/7	14					3	10	13	3	1		2		2	9	2
*9	KRAMER Bo	4.5	33:53	9/22	41	8/19	42	1/3	33	2/6	33	4	8	12	5		1		1	8	10	21
10	WIMMENHOEVE Xena	4.0	12:18	0/1	0	0/1	0			2/4	50	2	3	5	2					2	4	2
11	KORVER Cher	2.5	12:27	0/3	0	0/3	0			0/2	0				3					2	5	0
12	PRONK Saskia	1.0	DNP																			
*14	de ROOIJ Carina (C)	3.0	15:31	0/3	0	0/3	0					1	2	3	4	3	1		2	1	10	0
*15	BEIJER Mariska	4.0	29:06	15/23	65	15/23	65			4/7	57	5	2	7	1	2	1	1	1	5	16	34
16	POST Ylone	1.0	11:20																		1	0
Team / Coach													2	2								
<b>Totals</b>				26/69	38	25/66	38	1/3	33	8/19	42	17	32	49	21	9	6	3	9	20	18	61
<b>Coach</b>		van der LINDEN Gertjan																				
<b>Assistant Coach</b>		SLOOF Irene																				

### ESP - Spain

No.	Name	Sport Class	MIN	Field Goals		2 Points		3 Points		Free Throws		Rebounds			AS	TO	ST	BS	PF	FD	+/-	PTS
				M/A	%	M/A	%	M/A	%	M/A	%	OR	DR	TOT								
*4	ORTEGA Lourdes	1.0	28:46	0/3	0	0/3	0					2	3	5		2			3		-14	0
*6	RUIZ Sonia (C)	2.5	35:30	3/5	60	3/5	60					1	3	4	1	1			3	2	-14	6
*8	ZUDAIRE Beatriz	3.0	40:00	6/15	40	6/14	43	0/1	0			1	4	5	7	1	4		2	4	-18	12
9	REVUELTA Sara	1.0	15:44	0/6	0	0/6	0						1	1			1				-8	0
11	PEREZ Virginia	4.0	22:10	7/15	47	3/11	27	4/4	100			2	6	8		5		1	3		0	18
13	VILARINO Victoria	4.0	8:05	2/5	40	2/5	40											1			-6	4
14	UGARTE Laura	1.5	DNP																			
16	RAMOS Sindy	3.0	DNP																			
21	HERAS Maria	3.5	DNP																			
*28	RODRIGUEZ Naiara	3.0	20:41	0/3	0	0/3	0					1	2	3	2	1			1		-12	0
51	EGILUZ Agurtzane	3.0	14:49	1/2	50	1/2	50						4	4					5	1	-2	2
*55	LOPEZ Isabel	4.5	14:15	0/6	0	0/6	0			1/2	50		4	4		2			2	2	-16	1
Team / Coach													3	3		2						
<b>Totals</b>				19/60	32	15/55	27	4/5	80	1/2	50	7	30	37	10	14	5	1	20	9	-18	43
<b>Coach</b>		BELEN Franck																				
<b>Assistant Coach</b>		RAMOS Victor																				

	NED	ESP
Points from Turnovers	12	11
Points in the Paint	38 (19/39) 49%	8 (4/27) 15%
Second Chance Points	13	2
Fast Break Points	12	
Bench Points	4	24

	NED	ESP
Biggest Lead	18	2
Biggest Scoring Run	8-0 (45-36)	6-0 (17-19)
Lead Changes		6
Times Tied		4
Time Leading	35:56	2:22

Legend:			
%	Shooting Percentage	(C)	Captain
BS	Blocked Shots	DNP	Did Not Play
MIN	Minutes Played	No.	Uniform Number
Qx	Quarter	ST	Steals
*	Game Starters	DR	Defensive Rebounds
+/-	Plus-Minus	OR	Offensive Rebounds
AS	Assists	TO	Turnovers
M/A	Made / Attempts	PF	Fouls
PTS	Points	TOT	Total Rebounds





## Results

Résultats

Game 32

**CAN 71 vs 53 GER**  
(17-12, 17-10, 17-14, 20-17)

Attendance: 12,518

Game Duration: 1:35

Referee: NIKAIDO Shunsuke

Commissioner: MAGALLANES REYES Juan

Umpires: COLOMBATTI Cristian; RADYKAS Linas

Scoring by 5 min intervals:		Q1		Q2		Q3		Q4	
CAN	7	17	25	34	41	51	59	71	
GER	6	12	16	22	32	36	45	53	

### CAN - Canada

No.	Name	Sport Class	MIN	Field Goals		2 Points		3 Points		Free Throws		Rebounds			AS	TO	ST	BS	PF	FD	+/-	PTS
				M/A	%	M/A	%	M/A	%	M/A	%	OR	DR	TOT								
*4	LALONDE Rosalie	3.0	20:39	3/4	75	3/4	75					2	1	3	2	2	1		1		-1	6
5	TESSIER Elodie	2.5	19:21	5/7	71	5/7	71					1	1	2	1					1	19	10
6	YOUNG Arinn	4.5	23:42	6/15	40	5/11	45	1/4	25	5/6	83		6	6	7	1	3	1	2	4	22	18
*7	OUELLET Cindy (C)	3.5	20:39	1/7	14	1/7	14			0/2	0				1				3	1	-1	2
8	STEEVES Tamara	1.5	DNP																			
*10	LAI Puisand	1.0	37:06	1/1	100	1/1	100					1	1			2			2		16	2
11	LLANES Tara	1.5	2:54																		2	0
12	JOHNSON Bethany	4.0	DNP																			
*13	DANDENEAU Kady	4.5	35:39	11/23	48	9/18	50	2/5	40	9/14	64	3	13	16	6	2	4		2	8	15	33
14	FASSI-FEHRI Sofia	1.0	DNP																			
*15	HAWTIN Melanie	1.0	40:00	0/1	0	0/1	0						2	2					2	1	18	0
16	ISAAC-PICTOU Desiree	4.0	DNP																			
Team / Coach													2	2		1						
<b>Totals</b>				27/58	47	24/49	49	3/9	33	14/22	64	6	26	32	17	6	10	1	12	15	18	71
Coach		SUNG Michele																				
Assistant Coach		CARTER Dylan																				

### GER - Germany

No.	Name	Sport Class	MIN	Field Goals		2 Points		3 Points		Free Throws		Rebounds			AS	TO	ST	BS	PF	FD	+/-	PTS
				M/A	%	M/A	%	M/A	%	M/A	%	OR	DR	TOT								
*4	MILLER Mareike (C)	4.5	40:00	7/22	32	7/21	33	0/1	0	4/4	100	3	5	8	14	7	3		2	4	-18	18
5	ERNI Svenja	3.5	2:28										2	2					1		-2	0
*6	WEISS Catharina	1.0	35:57	1/5	20	1/5	20			1/2	50	3	3	6		2	1		2	2	-14	3
*7	PATZWALD Anne	1.0	40:00	3/6	50	3/6	50					1	5	6		1			3	2	-18	6
8	ERSKINE Vanessa	1.0	DNP																			
9	FANARIOTIS Amanda	4.5	4:54	2/4	50	2/4	50												1	1	-1	4
10	BERGENTHAL Lisa	3.5	3:07									1	1		1				1		-6	0
11	LINDHOLM Maya	2.5	10:21	1/2	50	1/2	50					1	3	4							1	2
*12	PASSIWAN Nathalie	4.5	30:17	7/11	64	7/11	64			0/2	0		5	5	4	1			3	2	-11	14
*13	MAYER Svenja	2.5	32:56	3/12	25	3/12	25					1	3	4	4	3			2	1	-21	6
14	SELLAK Lilly	3.5	DNP																			
15	KIER Marie	1.0	DNP																			
Team / Coach												3	1	4								
<b>Totals</b>				24/62	39	24/61	39	0/1	0	5/8	63	12	28	40	22	15	4		15	12	-18	53
Coach		PASSIWAN Dirk																				
Assistant Coach		NEUMANN Ralf																				

	CAN	GER
Points from Turnovers	20	8
Points in the Paint	30 (15/23) 65%	34 (17/38) 45%
Second Chance Points	6	18
Fast Break Points	12	7
Bench Points	28	6

	CAN	GER
Biggest Lead	21	1
Biggest Scoring Run	6-0 (17-12)	11-0 (59-49)
Lead Changes	4	
Times Tied		
Time Leading	39:05	0:41

Legend:			
%	Shooting Percentage	(C)	Captain
BS	Blocked Shots	DNP	Did Not Play
MIN	Minutes Played	No.	Uniform Number
Qx	Quarter	ST	Steals
*	Game Starters	DR	Defensive Rebounds
+/-	Plus-Minus	OR	Offensive Rebounds
AS	Assists	TO	Turnovers
M/A	Made / Attempts	PF	Fouls
PTS	Points	TOT	Total Rebounds
FD	Fouls Drawn		



**Results**

Résultats

Game 35

**GBR 67 vs 55 JPN**  
(15-13, 14-17, 20-12, 18-13)

Attendance: 8,704

Game Duration: 1:42

Referee: GAUTHIER Sebastien

Commissioner: KUNOSIC Damir

Umpires: HSIEH Shu-Fei; PEIC Krunoslav

Scoring by 5 min intervals:	GBR	Q1	Q2	Q3	Q4	JPN
		7 15	20 29	43 49	57 67	
		6 13	21 30	32 42	50 55	

**GBR - Great Britain**

No.	Name	Sport Class	MIN	Field Goals		2 Points		3 Points		Free Throws		Rebounds			AS	TO	ST	BS	PF	FD	+/-	PTS	
				M/A	%	M/A	%	M/A	%	M/A	%	OR	DR	TOT									
*4	MOORE Charlotte	1.0	14:27	0/1	0	0/1	0					1	1	2					2		-1	0	
5	CARRIGILL Sophie (C)	1.0	30:00	2/4	50	2/4	50					1	3	4	3		1	1	3		10	4	
7	FREEMAN Helen	4.0	DNP																				
*8	WILLIAMS Laurie	2.5	35:33	4/7	57	4/7	57						5	5	5	2	1		1	2	15	8	
10	CONROY Amy	4.0	DNP																				
12	ROBINSON Lucy	4.5	13:47	6/9	67	6/9	67			1/2	50	1	2	3	1	2			2	1	7	13	
*14	HAIZELDEN Joy	2.5	35:33	5/12	42	5/12	42						2	2	4	1	2		2	4	15	10	
*15	LOVE Robyn	3.5	35:33	7/14	50	7/14	50			3/8	38	4	10	14	8	5		1	4	5	15	17	
*16	ATKIN Jade	4.5	26:13	7/16	44	7/16	44			1/4	25	2	8	10					2	5	5	15	
17	MARTIN Maddie	3.0	4:27										2	2							-3	0	
18	MORROW Katie	4.5	4:27	0/3	0	0/3	0										1				-3	0	
19	WAITE Jodie	1.0	DNP																				
Team / Coach												1	5	6									
<b>Totals</b>				31/66	47	31/66	47			5/14	36	10	38	48	21	10	5	2	16	17	12	67	
<b>Coach</b>		VAQUERO MAESTRE Miguel (ESP)																					
<b>Assistant Coach</b>		BORBA CINTAS Jorge (ESP)																					

**JPN - Japan**

No.	Name	Sport Class	MIN	Field Goals		2 Points		3 Points		Free Throws		Rebounds			AS	TO	ST	BS	PF	FD	+/-	PTS
				M/A	%	M/A	%	M/A	%	M/A	%	OR	DR	TOT								
*2	ZAIMA Izumi	1.0	34:57									2	3	5	1				1		-13	0
*4	YANAGIMOTO Amane	2.5	37:21	6/23	26	4/14	29	2/9	22	1/6	17	3	3	6	10	4	1		2	4	-10	15
5	KOJIMA Ruri	2.5	DNP																			
6	EGUCHI Yuri	2.5	DNP																			
7	TSUCHIDA Mayumi	4.0	13:14	4/7	57	4/7	57			1/2	50		4	4	1	1			1	2	-8	9
9	NISHIMURA Aoi	1.5	0:47																		-1	0
*10	HAGINO Mayo	1.5	39:13	5/7	71	4/5	80	1/2	50			2	4	6	3				3	1	-11	11
11	OTSU Miho	2.5	2:06																		-1	0
12	ISHIKAWA Yui	1.0	2:57													1					2	0
14	SHIMIZU Chinami	3.0	4:37																1		-3	0
*15	AMIMOTO Mari	4.5	40:00	7/16	44	7/13	54	0/3	0	5/7	71	4	9	13	4	2	2		4	8	-12	19
*18	KITADA Chihiro (C)	4.5	24:48	0/16	0	0/15	0	0/1	0	1/2	50	1	7	8	1	1			5	1	-3	1
Team / Coach												1	1	2		1						
<b>Totals</b>				22/69	32	19/54	35	3/15	20	8/17	47	13	31	44	20	9	4		17	16	-12	55
<b>Coach</b>		IWANO Hiroshi																				
<b>Assistant Coach</b>		MORITA Toshimitsu																				

	GBR	JPN
Points from Turnovers	8	10
Points in the Paint	48 (24/46) 52%	12 (6/19) 32%
Second Chance Points	8	19
Fast Break Points	2	4
Bench Points	17	9

	GBR	JPN
Biggest Lead	12	4
Biggest Scoring Run	12-0 (39-30)	6-0 (17-19)
Lead Changes	13	
Times Tied	5	
Time Leading	26:50	9:22

Legend:			
%	Shooting Percentage	(C)	Captain
BS	Blocked Shots	DNP	Did Not Play
MIN	Minutes Played	No.	Uniform Number
Qx	Quarter	ST	Steals
*	Game Starters	DR	Defensive Rebounds
+/-	Plus-Minus	OR	Offensive Rebounds
AS	Assists	TO	Turnovers
M/A	Made / Attempts	PF	Fouls
PTS	Points	TOT	Total Rebounds
FD	Fouls Drawn		



## Results

Résultats

Game 37

**GER 51 vs 45 ESP**  
(12-9, 14-15, 19-10, 6-11)

Attendance: 8,704

Game Duration: 1:34

Referee: HARGREAVES Darrell  
Umpires: ZAMPONI Maurizio; KOC Yekta

Commissioner: MAGALLANES REYES Juan

Scoring by 5 min intervals:	GER	Q1	Q2	Q3	Q4	ESP
		2 12	18 26	34 45	47 51	
		5 9	17 24	28 34	43 45	

### GER - Germany

No.	Name	Sport Class	MIN	Field Goals		2 Points		3 Points		Free Throws		Rebounds			AS	TO	ST	BS	PF	FD	+/-	PTS	
				M/A	%	M/A	%	M/A	%	M/A	%	OR	DR	TOT									
*4	MILLER Mareike (C)	4.5	36:37	10/20	50	10/19	53	0/1	0	3/6	50		9	9	7	3	2		3	5	6	23	
5	ERNI Svenja	3.5	DNP																				
*6	WEISS Catharina	1.0	36:13	0/3	0	0/3	0			2/4	50	2	1	3	1	1	1		1	4	9	2	
*7	PATZWALD Anne	1.0	34:27	1/3	33	1/3	33			2/2	100	2	4	6	2	2	1		2	3	0	4	
8	ERSKINE Vanessa	1.0	DNP																				
9	FANARIOTIS Amanda	4.5	5:25	1/3	33	1/3	33						2	2							6	2	
10	BERGENTHAL Lisa	3.5	5:35	1/1	100	1/1	100														-5	2	
11	LINDHOLM Maya	2.5	3:47	0/1	0	0/1	0									1					-3	0	
*12	PASSIWAN Nathalie	4.5	32:23	7/17	41	7/17	41			0/1	0	2	10	12	3	1	1		3	2	5	14	
*13	MAYER Svenja	2.5	38:12	1/8	13	1/8	13						1	1	2	1			2		8	2	
14	SELLAK Lilly	3.5	1:48										1	1						1	-2	0	
15	KIER Marie	1.0	5:33	1/1	100	1/1	100								1						6	2	
Team / Coach												1	2	3		2							
<b>Totals</b>				22/57	39	22/56	39	0/1	0	7/13	54	7	30	37	16	10	6		11	15	6	51	
<b>Coach</b>		PASSIWAN Dirk																					
<b>Assistant Coach</b>		NEUMANN Ralf																					

### ESP - Spain

No.	Name	Sport Class	MIN	Field Goals		2 Points		3 Points		Free Throws		Rebounds			AS	TO	ST	BS	PF	FD	+/-	PTS
				M/A	%	M/A	%	M/A	%	M/A	%	OR	DR	TOT								
*4	ORTEGA Lourdes	1.0	26:46	1/3	33	1/3	33					1	2	3	1	1			4		-3	2
*6	RUIZ Sonia (C)	2.5	30:03	1/2	50	1/2	50					1	2	3	6	3	1		3	1	-7	2
*8	ZUDAIRE Beatriz	3.0	38:35	7/14	50	7/14	50						6	6	6	3			3	2	-7	14
9	REVUELTA Sara	1.0	24:36	1/4	25	1/4	25						2	2					2	1	-1	2
11	PEREZ Virginia	4.0	24:01	6/18	33	5/13	38	1/5	20	1/1	100		8	8	2	1		1	1	2	-1	14
13	VILARINO Victoria	4.0	7:50	1/3	33	1/3	33			2/2	100	1	1	2		1	1			2	3	4
14	UGARTE Laura	1.5	DNP																			
16	RAMOS Sindy	3.0	DNP																			
21	HERAS Maria	3.5	DNP																			
*28	RODRIGUEZ Naiara	3.0	12:23	2/4	50	2/4	50						2	2							-1	4
51	EGILUZ Agurtzane	3.0	16:15							0/2	0		2	2	1				1	1	-7	0
*55	LOPEZ Isabel	4.5	19:31	1/5	20	1/5	20			1/2	50		4	4	1	1		1	1	2	-6	3
Team / Coach												1	2	3		1						
<b>Totals</b>				20/53	38	19/48	40	1/5	20	4/7	57	4	31	35	17	11	2	2	15	11	-6	45
<b>Coach</b>		BELEN Franck																				
<b>Assistant Coach</b>		RAMOS Victor																				

	GER	ESP
Points from Turnovers	9	11
Points in the Paint	24 (12/24) 50%	22 (11/22) 50%
Second Chance Points	8	4
Fast Break Points	1	2
Bench Points	6	20

	GER	ESP
Biggest Lead	11	5
Biggest Scoring Run	8-0 (14-9)	9-0 (45-43)
Lead Changes		4
Times Tied		4
Time Leading	27:16	8:40

Legend:			
%	Shooting Percentage	(C)	Captain
BS	Blocked Shots	DNP	Did Not Play
MIN	Minutes Played	No.	Uniform Number
Qx	Quarter	ST	Steals
*	Game Starters	DR	Defensive Rebounds
+/-	Plus-Minus	OR	Offensive Rebounds
AS	Assists	TO	Turnovers
FD	Fouls Drawn	PF	Fouls
M/A	Made / Attempts	TOT	Total Rebounds
PTS	Points		



## Results

Résultats

Game 40

**CHN 47 vs 50 USA**

(14-12, 12-11, 10-17, 11-10)

Attendance: 12,527

Game Duration: 1:25

Referee: STROK Drazen

Commissioner: KUNOSIC Damir

Umpires: FRONCZAK Adam; MATHIAS Gustavo

Scoring by 5 min intervals:	CHN	Q1	Q2	Q3	Q4	USA
		8 14	20 26	32 36	42 47	
		10 12	16 23	27 40	43 50	

### CHN - People's Republic of China

No.	Name	Sport Class	MIN	Field Goals		2 Points		3 Points		Free Throws		Rebounds			AS	TO	ST	BS	PF	FD	+/-	PTS
				M/A	%	M/A	%	M/A	%	M/A	%	OR	DR	TOT								
*5	CHEN Xuejing	1.0	33:28	2/5	40	2/5	40					1	1	2	1	2			3		-2	4
*6	ZHANG Xuemei	4.0	40:00	6/14	43	6/14	43			2/2	100	1	7	8	3	1	2		1	2	-3	14
*7	ZHANG Tonglei	1.5	40:00	4/10	40	4/10	40			0/1	0	1	1	2	2	1	3		2	2	-3	8
*8	LYU Guidi	4.0	40:00	3/10	30	3/10	30					1	7	8	1	1	1				-3	6
*9	LIN Suiling (C)	3.0	40:00	7/20	35	6/15	40	1/5	20			1	6	7	10		1		3		-3	15
10	HUANG Xiaolian	2.0	DNP																			
11	CHEN Jingwen	1.0	6:32	0/1	0	0/1	0												2		-1	0
12	QIU Qiaoling	4.5	DNP																			
13	ZHANG Meimei	1.5	DNP																			
15	LONG Yun	1.5	DNP																			
16	DAI Jiameng	4.5	DNP																			
17	HE Xiang	4.5	DNP																			
Team / Coach													1	1		1						
<b>Totals</b>				22/60	37	21/55	38	1/5	20	2/3	67	5	23	28	17	6	6	1	11	4	-3	47
<b>Coach</b>		CHEN Qi																				
<b>Assistant Coach</b>		HAN Yan																				

### USA - United States of America

No.	Name	Sport Class	MIN	Field Goals		2 Points		3 Points		Free Throws		Rebounds			AS	TO	ST	BS	PF	FD	+/-	PTS	
				M/A	%	M/A	%	M/A	%	M/A	%	OR	DR	TOT									
1	IBANEZ Ali	2.5	DNP																				
4	BAULEKE Abby	1.5	3:50									2	2								1	0	
*7	ASLAKSON Josie	1.0	30:00									1	4	5							4	0	
*8	SCHNEIDER Natalie	4.5	13:56	0/1	0	0/1	0					1	3	4		2	2		1		-2	0	
*12	MURRAY Becca (C)	2.5	33:54	5/13	38	5/13	38			2/5	40	1	8	9	4	1			1	3	5	12	
*15	HOLLERMANN Rose	3.5	40:00	8/19	42	8/18	44	0/1	0	4/4	100		8	8	6	1			1	4	3	20	
21	EATON Kaitlyn	1.5	6:10										1	1							-2	0	
*24	ZURBRUGG Lindsey	2.5	33:25	3/7	43	3/7	43					1	2	3	6	2			1	1	4	6	
34	OBERST Emily	4.5	DNP																				
43	MOODY Bailey	4.0	DNP																				
54	GONZALEZ Ixhelt	4.5	26:04	4/5	80	4/5	80			3/4	75	1	1	2	3					2	5	11	
55	RYAN Courtney	2.0	12:41	0/3	0	0/3	0			1/2	50		2	2		3				1	-3	1	
Team / Coach													3	3		6							
<b>Totals</b>				20/48	42	20/47	43	0/1	0	10/15	67	5	34	39	19	15	2			4	11	3	50
<b>Coach</b>		SCHWAB Christina																					
<b>Assistant Coach</b>		MILLER Desiree																					

	CHN	USA
Points from Turnovers	10	8
Points in the Paint	12 (6/16) 38%	22 (11/17) 65%
Second Chance Points	4	6
Fast Break Points		4
Bench Points		12

	CHN	USA
Biggest Lead	6	5
Biggest Scoring Run	6-0 (12-10)	7-0 (36-40)
Lead Changes		4
Times Tied		5
Time Leading	19:07	15:11

Legend:			
%	Shooting Percentage	(C)	Captain
BS	Blocked Shots	DNP	Did Not Play
MIN	Minutes Played	No.	Uniform Number
Qx	Quarter	ST	Steals
*	Game Starters	DR	Defensive Rebounds
+/-	Plus-Minus	OR	Offensive Rebounds
AS	Assists	TO	Turnovers
M/A	Made / Attempts	PF	Fouls
PTS	Points	TOT	Total Rebounds



## Results

Résultats

Game 42

**NED 72 vs 61 CAN**  
(16-12, 17-23, 20-14, 19-12)

Attendance: 12,514

Game Duration: 1:43

Referee: NIKAIDO Shunsuke

Commissioner: MARSON Stefania

Umpires: PEIC Krunoslav; JELENIC Milutin

Scoring by 5 min intervals:	NED	Q1	Q2	Q3	Q4
		8 16	26 33	43 53	61 72
	CAN	2 12	24 35	43 49	55 61

### NED - Netherlands

No.	Name	Sport Class	MIN	Field Goals		2 Points		3 Points		Free Throws		Rebounds			AS	TO	ST	BS	PF	FD	+/-	PTS	
				M/A	%	M/A	%	M/A	%	M/A	%	OR	DR	TOT									
*2	ARTS Ilse	1.5	26:03	5/6	83	5/6	83					2	1	3	5	1			1	1	18	10	
4	van HEES Sylvana	1.5	DNP																				
5	FRELINK Lindsay	2.0	DNP																				
*6	VISSER Jitske	1.0	33:54	2/8	25	2/8	25					1	1	2	3	1			1	1	13	4	
8	van der SPRONG Julia	3.5	15:10	2/8	25	2/8	25					2	2	4	3	2			4		-9	4	
*9	KRAMER Bo	4.5	38:47	9/16	56	8/14	57	1/2	50	6/9	67		9	9	9	1	1		10	13	25		
10	WIMMENHOEVE Xena	4.0	3:54	1/1	100	1/1	100			0/1	0								1	1	-4	2	
11	KORVER Cher	2.5	2:30	0/1	0	0/1	0						1	1	1	1			1		-3	0	
12	PRONK Saskia	1.0	1:32									1		1					1		-3	0	
*14	de ROOIJ Carina (C)	3.0	22:20	1/1	100	1/1	100			2/2	100		1	1	2	1	1		2	3	23	4	
*15	BEIJER Mariska	4.0	37:19	9/17	53	9/17	53			5/8	63	1	11	12	5	4	2		2	8	13	23	
16	POST Ylonne	1.0	18:31									1	2	3	1				2	1	-6	0	
Team / Coach																2	2	1					
<b>Totals</b>				29/58	50	28/56	50	1/2	50	13/20	65	8	30	38	29	13	3	1	15	25	11	72	
Coach		van der LINDEN Gertjan																					
Assistant Coach		SLOOF Irene																					

### CAN - Canada

No.	Name	Sport Class	MIN	Field Goals		2 Points		3 Points		Free Throws		Rebounds			AS	TO	ST	BS	PF	FD	+/-	PTS	
				M/A	%	M/A	%	M/A	%	M/A	%	OR	DR	TOT									
*4	LALONDE Rosalie	3.0	26:02	3/7	43	3/7	43					3	1	4	3		2		4		-19	6	
5	TESSIER Elodie	2.5	14:06	1/3	33	1/3	33			0/2	0	1		1	1	1			4	1	6	2	
6	YOUNG Arinn	4.5	35:11	11/24	46	11/21	52	0/3	0	7/9	78	1	7	8	8	3			4	6	-5	29	
*7	OUELLET Cindy (C)	3.5	4:49	0/3	0	0/3	0														-6	0	
8	STEEVES Tamara	1.5	DNP																				
*10	LAI Puisand	1.0	27:27	0/2	0	0/2	0						1	1	1	2			5	1	-10	0	
11	LLANES Tara	1.5	14:06										1	1	1		2		1	1	6	0	
12	JOHNSON Bethany	4.0	DNP																				
*13	DANDENEAU Kady	4.5	40:00	10/20	50	10/17	59	0/3	0	4/8	50	3	10	13	10	4	2		3	6	-11	24	
14	FASSI-FEHRI Sofia	1.0	0:34																1		-3	0	
*15	HAWTIN Melanie	1.0	37:45										1	1		1			3		-13	0	
16	ISAAC-PICTOU Desiree	4.0	DNP																				
Team / Coach																1	1	2					
<b>Totals</b>				25/59	42	25/53	47	0/6	0	11/19	58	8	22	30	24	12	7		25	15	-11	61	
Coach		SUNG Michele																					
Assistant Coach		CARTER Dylan																					

	NED	CAN
Points from Turnovers	14	15
Points in the Paint	42 (21/34) 62%	30 (15/27) 56%
Second Chance Points	10	8
Fast Break Points	6	4
Bench Points	6	31

	NED	CAN
Biggest Lead	13	4
Biggest Scoring Run	9-0 (72-61)	13-0 (16-16)
Lead Changes	4	
Times Tied	15	
Time Leading	29:35	2:45

Legend:			
%	Shooting Percentage	(C)	Captain
BS	Blocked Shots	DNP	Did Not Play
MIN	Minutes Played	No.	Uniform Number
Qx	Quarter	ST	Steals
*	Game Starters	DR	Defensive Rebounds
+/-	Plus-Minus	OR	Offensive Rebounds
AS	Assists	TO	Turnovers
M/A	Made / Attempts	PF	Fouls
PTS	Points	TOT	Total Rebounds
FD	Fouls Drawn		



**Results**

Résultats

Game 43

**JPN 72 vs 55 ESP**  
(20-13, 18-13, 12-18, 22-11)

Attendance: 12,419

Game Duration: 1:33

Referee: COLOMBATTI Cristian

Commissioner: TIMMS Janine

Umpires: STROK Drazen; KRAPLJANOV Blaine

Scoring by 5 min intervals:	JPN	Q1	Q2	Q3	Q4	ESP
		10 20	32 38	46 50	60 72	
		4 13	19 26	34 44	49 55	

**JPN - Japan**

No.	Name	Sport Class	MIN	Field Goals		2 Points		3 Points		Free Throws		Rebounds			AS	TO	ST	BS	PF	FD	+/-	PTS	
				M/A	%	M/A	%	M/A	%	M/A	%	OR	DR	TOT									
*2	ZAIMA Izumi	1.0	30:12	2/3	67	2/3	67					1	1	2	1							26	4
*4	YANAGIMOTO Amane	2.5	31:00	7/13	54	6/10	60	1/3	33	2/2	100		2	2	7	4	1		3	4		24	17
5	KOJIMA Ruri	2.5	4:11	1/3	33	1/3	33								1							-2	2
6	EGUCHI Yuri	2.5	1:35																			-2	0
7	TSUCHIDA Mayumi	4.0	11:29	2/9	22	2/9	22			2/3	67	2	2	4				1	2		-5	6	
9	NISHIMURA Aoi	1.5	1:35																			-2	0
*10	HAGINO Mayo	1.5	38:25	0/4	0	0/4	0			2/2	100		1	1	6	1	1		2	4		19	2
11	OTSU Miho	2.5	1:38																			-2	0
12	ISHIKAWA Yui	1.0	7:13												1							-7	0
14	SHIMIZU Chinami	3.0	6:46	1/1	100	1/1	100											2			-5	2	
*15	AMIMOTO Mari	4.5	34:08	11/18	61	11/18	61											2	3		23	22	
*18	KITADA Chihiro (C)	4.5	31:48	8/12	67	8/11	73	0/1	0	1/2	50	1	6	7	5		3	1	2		18	17	
Team / Coach												1	6	7									
<b>Totals</b>				32/63	51	31/59	53	1/4	25	7/9	78	7	24	31	27	8	7		11	15		17	72
<b>Coach</b>		IWANO Hiroshi																					
<b>Assistant Coach</b>		MORITA Toshimitsu																					

**ESP - Spain**

No.	Name	Sport Class	MIN	Field Goals		2 Points		3 Points		Free Throws		Rebounds			AS	TO	ST	BS	PF	FD	+/-	PTS	
				M/A	%	M/A	%	M/A	%	M/A	%	OR	DR	TOT									
*4	ORTEGA Lourdes	1.0	40:00	4/6	67	4/6	67			1/2	50	1	4	5	1	1	1		2	3		-17	9
*6	RUIZ Sonia (C)	2.5	10:00	0/1	0	0/1	0								3	1			1			-7	0
*8	ZUDAIRE Beatriz	3.0	34:30	3/9	33	3/9	33			2/2	100		4	4	10	5	1		2	2		-16	8
9	REVUELTA Sara	1.0	35:30	1/3	33	1/3	33						3	3				3			-11	2	
11	PEREZ Virginia	4.0	28:27	7/19	37	6/11	55	1/8	13	0/2	0	3	7	10	2	3		2		1	-9	15	
13	VILARINO Victoria	4.0	17:06	3/10	30	3/10	30					2	2	4	1	2	2		2	2		-2	6
14	UGARTE Laura	1.5	DNP																				
16	RAMOS Sindy	3.0	DNP																				
21	HERAS Maria	3.5	DNP																				
28	RODRIGUEZ Naiara	3.0	DNP																				
*51	EGILUZ Agurtzane	3.0	4:30	1/1	100	1/1	100												2			-6	2
*55	LOPEZ Isabel	4.5	29:57	6/7	86	6/7	86			1/1	100	1	5	6	3	3		1	3	3		-17	13
Team / Coach												1	1	3									
<b>Totals</b>				25/56	45	24/48	50	1/8	13	4/7	57	7	26	33	20	19	4	3	15	11		-17	55
<b>Coach</b>		BELEN Franck																					
<b>Assistant Coach</b>		RAMOS Victor																					

	JPN	ESP
Points from Turnovers	27	8
Points in the Paint	28 (14/26) 54%	34 (17/27) 63%
Second Chance Points	8	4
Fast Break Points	2	
Bench Points	10	23

	JPN	ESP
Biggest Lead	17	
Biggest Scoring Run	10-0 (10-0)	5-0 (12-9)
Lead Changes		
Times Tied		
Time Leading	39:33	0:00

Legend:			
%	Shooting Percentage	(C)	Captain
BS	Blocked Shots	DNP	Did Not Play
MIN	Minutes Played	No.	Uniform Number
Qx	Quarter	ST	Steals
*	Game Starters	DR	Defensive Rebounds
+/-	Plus-Minus	OR	Offensive Rebounds
AS	Assists	TO	Turnovers
M/A	Made / Attempts	PF	Fouls
PTS	Points	TOT	Total Rebounds
FD	Fouls Drawn		



## Results

Résultats

Game 45

**GBR 48 vs 39 GER**

(11-8, 9-6, 11-16, 17-9)

Attendance: 12,611

Game Duration: 1:40

Referee: FRONCZAK Adam

Commissioner: MARSON Stefania

Umpires: GAMEZ PEREIRA Mauricio; NIKAIIDO Shunsuke

Scoring by 5 min intervals:	GBR	Q1	Q2	Q3	Q4	GER
		4 11	16 20	27 31	37 48	
		2 8	12 14	21 30	36 39	

### GBR - Great Britain

No.	Name	Sport Class	MIN	Field Goals		2 Points		3 Points		Free Throws		Rebounds			AS	TO	ST	BS	PF	FD	+/-	PTS
				M/A	%	M/A	%	M/A	%	M/A	%	OR	DR	TOT								
4	MOORE Charlotte	1.0	26:00	0/2	0	0/2	0			1/2	50		3	3	1	1			2	1	4	1
*5	CARRIGILL Sophie (C)	1.0	21:17	1/4	25	1/4	25			1/2	50	3	4	7	3	1		1	3	1	13	3
7	FREEMAN Helen	4.0	4:32									2	2	1	1					1	4	0
*8	WILLIAMS Laurie	2.5	25:22	1/5	20	1/5	20			0/2	0	3	2	5	1	1	1		4	2	4	2
10	CONROY Amy	4.0	15:43	3/8	38	3/8	38			3/4	75		1	1			1		2	1	7	9
12	ROBINSON Lucy	4.5	11:24	3/6	50	3/6	50			1/3	33		3	3						2	10	7
*14	HAIZELDEN Joy	2.5	32:43	1/6	17	1/6	17			3/4	75	4	3	7	6				2	7	1	5
*15	LOVE Robyn	3.5	38:24	6/14	43	6/14	43					3	9	12	7	5	2		2	7	7	12
*16	ATKIN Jade	4.5	17:14	4/10	40	4/10	40			1/1	100		2	2	1	1			1	1	-2	9
17	MARTIN Maddie	3.0	7:21																1		-3	0
18	MORROW Katie	4.5	DNP																			
19	WAITE Jodie	1.0	DNP																			
Team / Coach													4	4								
<b>Totals</b>				19/55	35	19/55	35			10/18	56	13	33	46	20	10	4	1	17	16	9	48
<b>Coach</b>		VAQUERO MAESTRE Miguel (ESP)																				
<b>Assistant Coach</b>		BORBA CINTAS Jorge (ESP)																				

### GER - Germany

No.	Name	Sport Class	MIN	Field Goals		2 Points		3 Points		Free Throws		Rebounds			AS	TO	ST	BS	PF	FD	+/-	PTS	
				M/A	%	M/A	%	M/A	%	M/A	%	OR	DR	TOT									
*4	MILLER Mareike (C)	4.5	40:00	6/16	38	6/15	40	0/1	0	1/1	100	1	7	8	6	1	1		4	6	-9	13	
5	ERNI Svenja	3.5	DNP																				
*6	WEISS Catharina	1.0	34:00	0/4	0	0/4	0			2/2	100		2	2	1	1	1		3	2	-8	2	
*7	PATZWALD Anne	1.0	40:00	4/7	57	4/7	57			0/1	0	3	3	6	1	1			1	3	-9	8	
8	ERSKINE Vanessa	1.0	DNP																				
9	FANARIOTIS Amanda	4.5	4:00	0/1	0	0/1	0						1	1					1		-2	0	
10	BERGENTHAL Lisa	3.5	7:27	2/4	50	1/2	50	1/2	50				1	1	1				2		-3	5	
11	LINDHOLM Maya	2.5	23:30	2/6	33	2/6	33							1		1			2	1	-8	4	
*12	PASSIWAN Nathalie	4.5	28:33	2/9	22	1/7	14	1/2	50				8	8	5	1	1		2	3	-4	5	
*13	MAYER Svenja	2.5	21:03	1/9	11	1/8	13	0/1	0	0/2	0		2	2		2			1	2	0	2	
14	SELLAK Lilly	3.5	1:27																		-2	0	
15	KIER Marie	1.0	DNP																				
Team / Coach												2	2	4		2							
<b>Totals</b>				17/56	30	15/50	30	2/6	33	3/6	50	6	26	32	15	8	4			16	17	-9	39
<b>Coach</b>		PASSIWAN Dirk																					
<b>Assistant Coach</b>		NEUMANN Ralf																					

	GBR	GER
Points from Turnovers	4	6
Points in the Paint	20 (10/29) 34%	20 (10/27) 37%
Second Chance Points	6	4
Fast Break Points	4	2
Bench Points	17	9

	GBR	GER
Biggest Lead	10	2
Biggest Scoring Run	9-0 (46-36)	6-0 (29-30)
Lead Changes		7
Times Tied		5
Time Leading	31:46	2:28

Legend:			
%	Shooting Percentage	(C)	Captain
BS	Blocked Shots	DNP	Did Not Play
MIN	Minutes Played	No.	Uniform Number
Qx	Quarter	ST	Steals
*	Game Starters	DR	Defensive Rebounds
+/-	Plus-Minus	OR	Offensive Rebounds
AS	Assists	TO	Turnovers
FD	Fouls Drawn	PF	Fouls
M/A	Made / Attempts	TOT	Total Rebounds
PTS	Points		



**Results**

Résultats

Game 47

**CHN 65 vs 43 CAN**  
(19-11, 16-6, 16-8, 14-18)

Attendance: 12,576

Game Duration: 1:32

Referee: KOC Yekta

Commissioner: MARSON Stefania

Umpires: ZAMPONI Maurizio; ETZELMUELLER Erik

Scoring by 5 min intervals:		Q1		Q2		Q3		Q4	
<b>CHN</b>	10	19	31	35	43	51	57	65	
<b>CAN</b>	4	11	13	17	21	25	32	43	

**CHN - People's Republic of China**

No.	Name	Sport Class	MIN	Field Goals		2 Points		3 Points		Free Throws		Rebounds			AS	TO	ST	BS	PF	FD	+/-	PTS	
				M/A	%	M/A	%	M/A	%	M/A	%	OR	DR	TOT									
*5	CHEN Xuejing	1.0	40:00	4/7	57	4/7	57					3	3	6		1			4	1	22	8	
*6	ZHANG Xuemei	4.0	40:00	7/16	44	7/16	44						7	7	4	2	1	1	3	2	22	14	
*7	ZHANG Tonglei	1.5	34:22	11/17	65	11/17	65			1/2	50		2	2	9	3	3		2	3	25	23	
*8	LYU Guidi	4.0	19:09	2/3	67	2/3	67			0/2	0	1	3	4	1				1	2	18	4	
*9	LIN Suiling (C)	3.0	31:36	5/7	71	5/6	83	0/1	0	2/2	100		1	1	12	1	1		3	3	26	12	
10	HUANG Xiaolian	2.0	8:24	2/3	67	2/3	67								2					1	-4	4	
11	CHEN Jingwen	1.0	DNP																				
12	QIU Qiaoling	4.5	DNP																				
13	ZHANG Meimei	1.5	0:59												1						-2	0	
15	LONG Yun	1.5	4:39												1						-1	0	
16	DAI Jiameng	4.5	20:51	0/1	0	0/1	0						5	5	1	1	1		1	1	4	0	
17	HE Xiang	4.5	DNP																				
Team / Coach													6	6		1							
<b>Totals</b>				31/54	57	31/53	58	0/1	0	3/6	50	4	27	31	29	11	6	1	14	13	22		65
<b>Coach</b>		CHEN Qi																					
<b>Assistant Coach</b>		HAN Yan																					

**CAN - Canada**

No.	Name	Sport Class	MIN	Field Goals		2 Points		3 Points		Free Throws		Rebounds			AS	TO	ST	BS	PF	FD	+/-	PTS	
				M/A	%	M/A	%	M/A	%	M/A	%	OR	DR	TOT									
*4	LALONDE Rosalie	3.0	31:24	4/7	57	4/7	57			3/4	75	2	1	3	2		2		3	5	-10	11	
5	TESSIER Elodie	2.5	8:36												1				1		-12	0	
6	YOUNG Arinn	4.5	23:11	4/13	31	3/8	38	1/5	20	3/4	75		8	8	5	3	1	1	2	4	-8	12	
*7	OUELLET Cindy (C)	3.5	27:14	4/8	50	4/8	50						1	1	4	2	1		2		-16	8	
8	STEEVES Tamara	1.5	DNP																				
*10	LAI Puisand	1.0	36:57	1/1	100	1/1	100								3	1			3	1	-15	2	
11	LLANES Tara	1.5	14:01	0/1	0	0/1	0								2						-17	0	
12	JOHNSON Bethany	4.0	DNP																				
*13	DANDENEAU Kady	4.5	29:35	4/18	22	3/12	25	1/6	17	1/3	33		9	9	5	4		1	4	-20	10		
14	FASSI-FEHRI Sofia	1.0	DNP																				
*15	HAWTIN Melanie	1.0	29:02																1		-12	0	
16	ISAAC-PICTOU Desiree	4.0	DNP																				
Team / Coach												2	1	3		2							
<b>Totals</b>				17/48	35	15/37	41	2/11	18	7/11	64	4	20	24	16	17	5	1	13	14	-22		43
<b>Coach</b>		SUNG Michele																					
<b>Assistant Coach</b>		CARTER Dylan																					

	CHN	CAN
Points from Turnovers	19	8
Points in the Paint	26 (13/19) 68%	12 (6/17) 35%
Second Chance Points	4	3
Fast Break Points	2	4
Bench Points	4	12

	CHN	CAN
Biggest Lead	28	2
Biggest Scoring Run	7-0 (19-9)	4-0 (53-29)
Lead Changes		1
Times Tied		2
Time Leading	37:33	1:10

Legend:			
%	Shooting Percentage	(C)	Captain
BS	Blocked Shots	DNP	Did Not Play
MIN	Minutes Played	No.	Uniform Number
Qx	Quarter	ST	Steals
*	Game Starters	DR	Defensive Rebounds
+/-	Plus-Minus	OR	Offensive Rebounds
AS	Assists	PF	Fouls
M/A	Made / Attempts	TOT	Total Rebounds
PTS	Points		





## Results

Résultats

Game 48

**NED 63 vs 49 USA**  
(8-12, 23-12, 17-13, 15-12)

Attendance: 12,629

Game Duration: 1:28

Referee: VILLARD Celine

Commissioner: TIMMS Janine

Umpires: MATHIAS Gustavo; WANG Fengqin

Scoring by 5 min intervals:	NED USA	Q1		Q2		Q3		Q4	
		1	8	21	31	40	48	55	63
		8	12	20	24	34	37	43	49

### NED - Netherlands

No.	Name	Sport Class	MIN	Field Goals		2 Points		3 Points		Free Throws		Rebounds			AS	TO	ST	BS	PF	FD	+/-	PTS
				M/A	%	M/A	%	M/A	%	M/A	%	OR	DR	TOT								
*2	ARTS Ilse	1.5	28:12	1/4	25	1/4	25					3		3	4	2			2		13	2
4	van HEES Sylvana	1.5	2:27																		0	0
5	FRELINK Lindsay	2.0	DNP																			
*6	VISSER Jitske	1.0	27:40	1/5	20	1/5	20					1	1	1				1		7	2	
8	van der SPRONG Julia	3.5	18:40	1/5	20	1/5	20					1	5	6	2	1		2		6	2	
*9	KRAMER Bo	4.5	32:30	8/22	36	7/21	33	1/1	100	6/9	67	4	8	12	5	1	3	1	6	14	23	
10	WIMMENHOEVE Xena	4.0	10:33	2/3	67	2/3	67			2/2	100		2	2					1	4	6	
11	KORVER Cher	2.5	1:10															1		0	0	
12	PRONK Saskia	1.0	DNP																			
*14	de ROOIJ Carina (C)	3.0	25:29	3/7	43	3/7	43			0/1	0	1	3	4	7	2		1	2	13	6	
*15	BEIJER Mariska	4.0	32:48	10/18	56	10/18	56			2/3	67	1	9	10	3	3	2	3	3	5	22	
16	POST Ylonne	1.0	20:31	0/1	0	0/1	0												1	8	0	
Team / Coach												2	3	5								
<b>Totals</b>				26/65	40	25/64	39	1/1	100	10/15	67	12	31	43	22	9	5		11	13	14	63
<b>Coach</b>		van der LINDEN Gertjan																				
<b>Assistant Coach</b>		SLOOF Irene																				

### USA - United States of America

No.	Name	Sport Class	MIN	Field Goals		2 Points		3 Points		Free Throws		Rebounds			AS	TO	ST	BS	PF	FD	+/-	PTS
				M/A	%	M/A	%	M/A	%	M/A	%	OR	DR	TOT								
1	IBANEZ Ali	2.5	DNP																			
4	BAULEKE Abby	1.5	3:43																		-1	0
*7	ASLAKSON Josie	1.0	30:00	0/2	0	0/2	0					2	2	1	1			3		-3	0	
*8	SCHNEIDER Natalie	4.5	14:49	4/4	100	4/4	100			0/1	0	3	3	1				2	3	5	8	
*12	MURRAY Becca (C)	2.5	27:16	2/13	15	2/9	22	0/4	0	1/2	50	1	3	4	2	2	1	1	1	1	5	
*15	HOLLERMANN Rose	3.5	37:16	7/14	50	7/13	54	0/1	0	3/4	75	1	7	8	3	2		3	3	-10	17	
21	EATON Kaitlyn	1.5	6:17									1		1		1		2		-10	0	
*24	ZURBRUGG Lindsey	2.5	33:12	4/11	36	4/10	40	0/1	0	1/2	50		3	3	7	2	1	1	2	-19	9	
34	OBERST Emily	4.5	DNP																			
43	MOODY Bailey	4.0	2:44	0/1	0	0/1	0													-4	0	
54	GONZALEZ Ixhelt	4.5	25:11	4/5	80	4/5	80					6	6	1					2	-19	8	
55	RYAN Courtney	2.0	19:32	1/8	13	1/8	13					1	2	3	4	1	2	1		-10	2	
Team / Coach												3	3	3								
<b>Totals</b>				22/58	38	22/52	42	0/6	0	5/9	56	4	29	33	19	12	4		13	11	-14	49
<b>Coach</b>		SCHWAB Christina																				
<b>Assistant Coach</b>		MILLER Desiree																				

	NED	USA
Points from Turnovers	12	4
Points in the Paint	38 (19/44) 43%	26 (13/21) 62%
Second Chance Points	12	2
Fast Break Points	7	5
Bench Points	8	10

	NED	USA
Biggest Lead	16	8
Biggest Scoring Run	8-0 (48-35)	5-0 (48-40)
Lead Changes		3
Times Tied		1
Time Leading	26:00	13:08

Legend:			
%	Shooting Percentage	(C)	Captain
BS	Blocked Shots	DNP	Did Not Play
MIN	Minutes Played	No.	Uniform Number
Qx	Quarter	ST	Steals
*	Game Starters	DR	Defensive Rebounds
+/-	Plus-Minus	OR	Offensive Rebounds
AS	Assists	PF	Fouls
M/A	Made / Attempts	TOT	Total Rebounds
PTS	Points		



## Cumulative Statistics

Statistiques cumulées

### NED - Netherlands

After 6 games

#### Player Totals

No.	Name	Sport Class	GP	Time Played	Field Goals		2 Points		3 Points		Free Throws		Rebounds			AS	TO	ST	BS	PF	FD	+/-	PTS
					M / A	%	M / A	%	M / A	%	M / A	%	OR	DR	TOT								
2	ARTS Ilse	1.5	6	2:33:28	7/16	44	7/16	44					7	9	16	15	6	4		9	2	118	14
4	van HEES Sylvana	1.5	5	25:43																1		11	
5	FRELINK Lindsay	2.0	4	23:23	1/5	20	1/5	20						1	1							5	2
6	VISSER Jitske	1.0	6	2:43:11	7/34	21	7/34	21					3	6	9	13	3	3		6	3	91	14
8	van der SPRONG Julia	3.5	6	2:04:10	12/39	31	12/38	32	0/1	0	0/1	0	8	33	41	28	7	3	4	12	4	42	24
9	KRAMER Bo	4.5	6	2:58:18	53/111	48	49/101	49	4/10	40	25/42	60	13	51	64	41	5	7	2	5	42	116	135
10	WIMMENHOEVE Xena	4.0	6	1:10:35	17/33	52	17/33	52			4/8	50	8	13	21	7		1		2	5	29	38
11	KORVER Cher	2.5	6	53:14	6/19	32	6/19	32			0/2	0		7	7	13	4	2	1	5	2	29	12
12	PRONK Saskia	1.0	4	18:47	1/1	100	1/1	100					1		1		1			1		11	2
14	de ROOIJ Carina (C)	3.0	6	1:59:39	8/24	33	8/22	36	0/2	0	2/3	67	3	12	15	22	8	2		7	10	93	18
15	BEIJER Mariska	4.0	6	3:09:34	72/116	62	72/115	63	0/1	0	16/26	62	15	49	64	17	12	11	1	10	27	86	160
16	POST Ylone	1.0	6	1:19:58	0/1	0	0/1	0			1/4	25	2	2	4	1				3	4	14	1
Team / Coach																							
<b>Totals</b>					184/399	46	180/385	47	4/14	29	48/86	56	62	202	264	157	48	33	8	61	99	129	420
<b>Opponents</b>					126/361	35	120/331	36	6/30	20	33/56	59	40	166	206	106	72	24	1	98	61	-129	291

#### Team Totals

	NED	Opponents
Points from Turnovers	83	34
Points in the Paint	268 (134/237) 57%	112 (56/135) 41%
Second Chance Points	56	24
Fast Break Points	55	17
Bench Points	79	101

#### Player Averages

No.	Name	Sport Class	GP	MPG	Field Goals		2 Points		3 Points		Free Throws		Rebounds			AS	TO	ST	BS	PF	FD	+/-	PPG
					M / A	%	M / A	%	M / A	%	M / A	%	OR	DR	TOT								
2	ARTS Ilse	1.5	6	25:34	1.2/2.7	44	1.2/2.7	44					1.2	1.5	2.7	2.5	1.0	0.7		1.5	0.3	19.7	2.3
4	van HEES Sylvana	1.5	5	5:08																0.2		2.2	
5	FRELINK Lindsay	2.0	4	5:50	0.3/1.3	20	0.3/1.3	20					0.3	0.3								1.3	0.5
6	VISSER Jitske	1.0	6	27:11	1.2/5.7	21	1.2/5.7	21					0.5	1.0	1.5	2.2	0.5	0.5		1.0	0.5	15.2	2.3
8	van der SPRONG Julia	3.5	6	20:41	2.0/6.5	31	2.0/6.3	32	0.0/0.2	0	0.0/0.2	0	1.3	5.5	6.8	4.7	1.2	0.5	0.7	2.0	0.7	7.0	4.0
9	KRAMER Bo	4.5	6	29:43	8.8/18.5	48	8.2/16.8	49	0.7/1.7	40	4.2/7.0	60	2.2	8.5	10.7	6.8	0.8	1.2	0.3	0.8	7.0	19.3	22.5
10	WIMMENHOEVE Xena	4.0	6	11:45	2.8/5.5	52	2.8/5.5	52			0.7/1.3	50	1.3	2.2	3.5	1.2		0.2		0.3	0.8	4.8	6.3
11	KORVER Cher	2.5	6	8:52	1.0/3.2	32	1.0/3.2	32			0.0/0.3	0		1.2	1.2	2.2	0.7	0.3	0.2	0.8	0.3	4.8	2.0
12	PRONK Saskia	1.0	4	4:41	0.3/0.3	100	0.3/0.3	100					0.3		0.3		0.3			0.3		2.8	0.5
14	de ROOIJ Carina (C)	3.0	6	19:56	1.3/4.0	33	1.3/3.7	36	0.0/0.3	0	0.3/0.5	67	0.5	2.0	2.5	3.7	1.3	0.3		1.2	1.7	15.5	3.0
15	BEIJER Mariska	4.0	6	31:35	12.0/19.3	62	12.0/19.2	63	0.0/0.2	0	2.7/4.3	62	2.5	8.2	10.7	2.8	2.0	1.8	0.2	1.7	4.5	14.3	26.7
16	POST Ylone	1.0	6	13:19	0.0/0.2	0	0.0/0.2	0			0.2/0.7	25	0.3	0.3	0.7	0.2				0.5	0.7	2.3	0.2
Team / Coach																							
<b>Totals</b>					30.7/66.5	46	30.0/64.2	47	0.7/2.3	29	8.0/14.3	56	10.3	33.7	44.0	26.2	8.0	5.5	1.3	10.2	16.5	21.5	70.0
<b>Opponents</b>					21.0/60.2	35	20.0/55.2	36	1.0/5.0	20	5.5/9.3	59	6.7	27.7	34.3	17.7	12.0	4.0	0.2	16.3	10.2	-21.5	48.5

#### Team Averages

	NED	Opponents
Points from Turnovers	13.8	5.7
Points in the Paint	44.7	18.7
Second Chance Points	9.3	4.0
Fast Break Points	9.2	2.8
Bench Points	13.2	16.8



### Cumulative Statistics

Statistiques cumulées

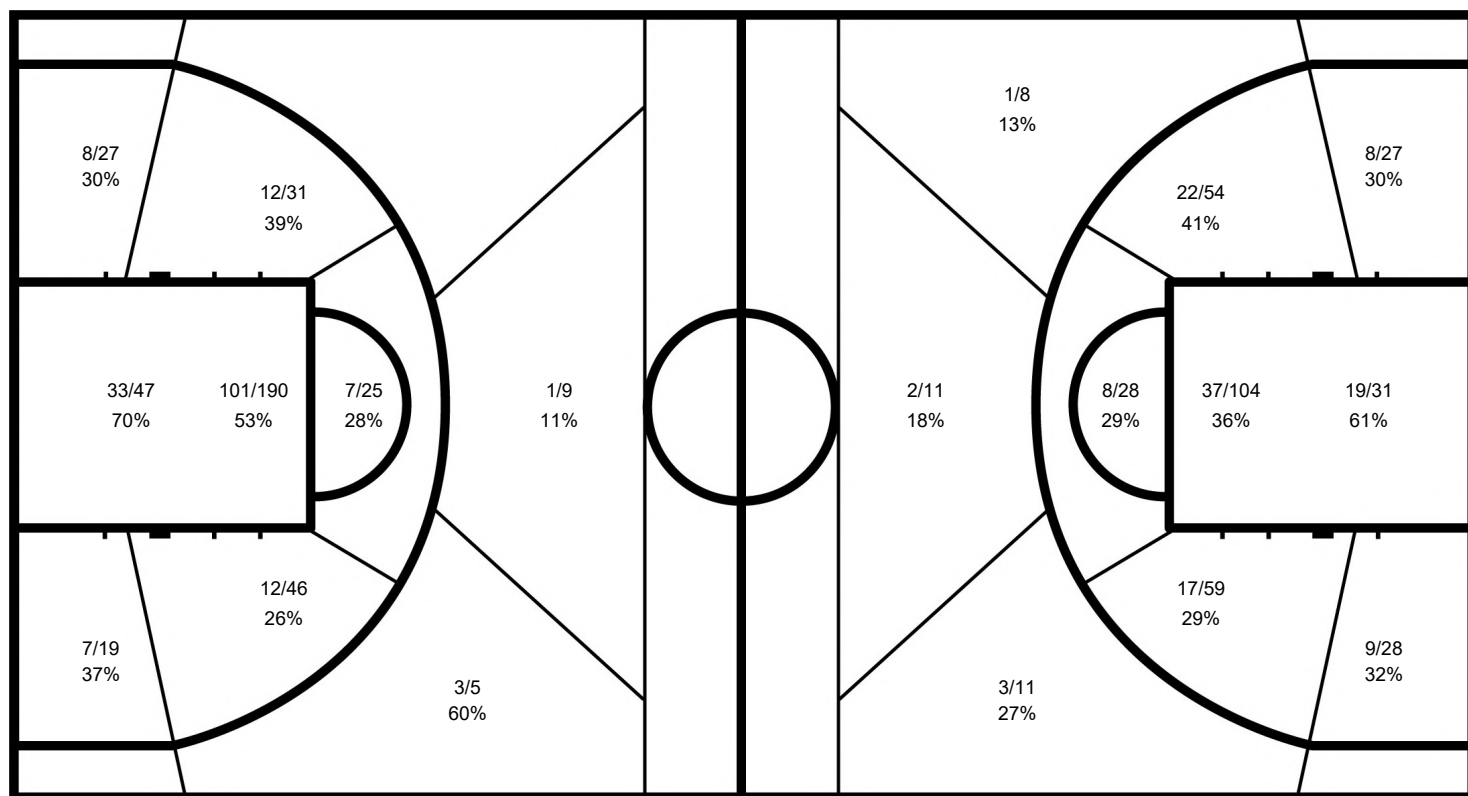
#### NED - Netherlands

After 6 games

Phase	NED Played	Score		Field Goals		2 Points		3 Points		Free Throws		Rebounds			AS	TO	ST	BS	PF	FD	
				M / A	%	M / A	%	M / A	%	M / A	%	OR	DR	TOT							
Preliminary Round Group B	JPN	87-34	For	41/75	55	40/74	54	1/1	100	4/6	67	10	44	54	31	4	7	2	6	10	
			Agn.	15/64	23	13/55	24	2/9	22	2/6	33	7	25	32	12	10	3			9	6
Preliminary Round Group B	USA	69-56	For	32/63	51	32/60	53	0/3	0	5/9	56	5	36	41	28	8	6			9	14
			Agn.	26/68	38	26/65	40	0/3	0	4/7	57	8	29	37	22	9	3			14	9
Preliminary Round Group B	GER	68-48	For	30/69	43	30/65	46	0/4	0	8/17	47	10	29	39	26	5	6	2		11	17
			Agn.	19/52	37	19/51	37	0/1	0	10/13	77	6	31	37	19	15	2			17	11
Quarterfinal	ESP	61-43	For	26/69	38	25/66	38	1/3	33	8/19	42	17	32	49	21	9	6	3		9	20
			Agn.	19/60	32	15/55	27	4/5	80	1/2	50	7	30	37	10	14	5	1		20	9
Semifinal	CAN	72-61	For	29/58	50	28/56	50	1/2	50	13/20	65	8	30	38	29	13	3	1		15	25
			Agn.	25/59	42	25/53	47	0/6	0	11/19	58	8	22	30	24	12	7			25	15
Gold Medal Match	USA	63-49	For	26/65	40	25/64	39	1/1	100	10/15	67	12	31	43	22	9	5			11	13
			Agn.	22/58	38	22/52	42	0/6	0	5/9	56	4	29	33	19	12	4			13	11

#### NED - Netherlands

#### Opponents



#### NED

	M / A	%
Field Goals	184 / 399	46
2 Points	180 / 385	47
3 Points	4 / 14	29
Free Throws	48 / 86	56

#### Opponents

%	M / A	
35	126 / 361	Field Goals
36	120 / 331	2 Points
20	6 / 30	3 Points
59	33 / 56	Free Throws



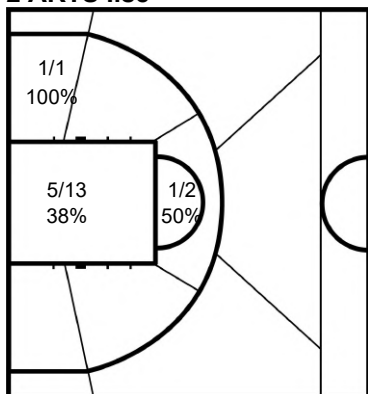
## Cumulative Statistics

Statistiques cumulées

**NED - Netherlands**

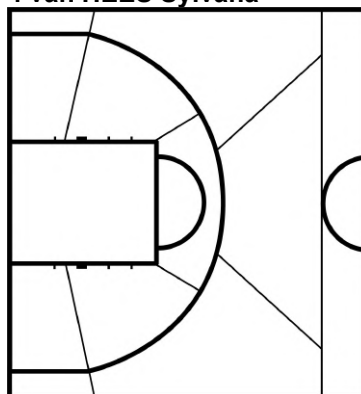
After 6 games

### 2 ARTS Ilse



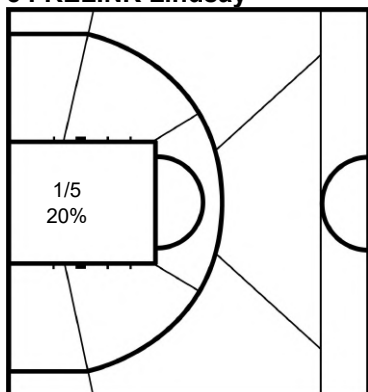
	M / A	%
Field Goals	7 / 16	44
2 Points	7 / 16	44
3 Points		
Free Throws		

### 4 van HEES Sylvana



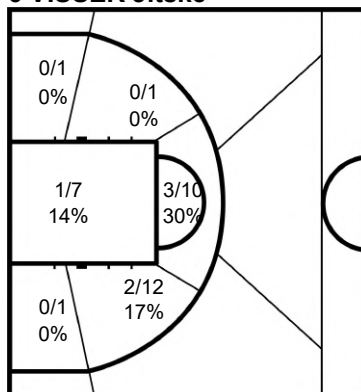
	M / A	%
Field Goals		
2 Points		
3 Points		
Free Throws		

### 5 FRELINK Lindsay



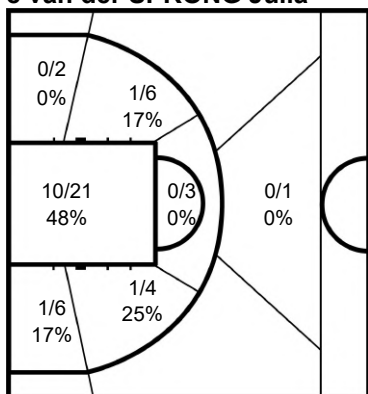
	M / A	%
Field Goals	1 / 5	20
2 Points	1 / 5	20
3 Points		
Free Throws		

### 6 VISSER Jitske



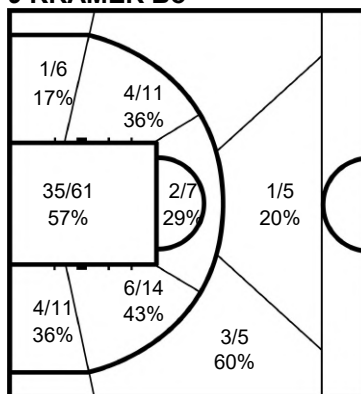
	M / A	%
Field Goals	7 / 34	21
2 Points	7 / 34	21
3 Points		
Free Throws		

### 8 van der SPRONG Julia



	M / A	%
Field Goals	12 / 39	31
2 Points	12 / 38	32
3 Points	0 / 1	0
Free Throws	0 / 1	0

### 9 KRAMER Bo



	M / A	%
Field Goals	53 / 111	48
2 Points	49 / 101	49
3 Points	4 / 10	40
Free Throws	25 / 42	60



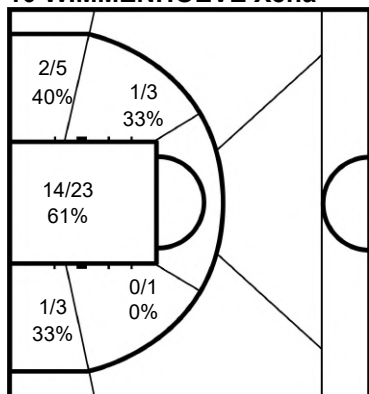
## Cumulative Statistics

Statistiques cumulées

**NED - Netherlands**

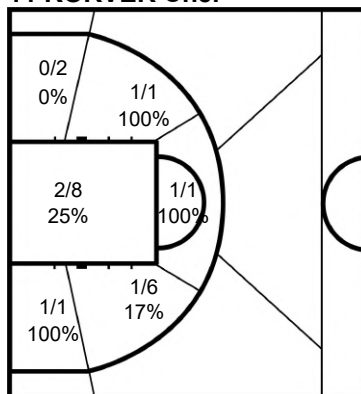
After 6 games

### 10 WIMMENHOEVE Xena



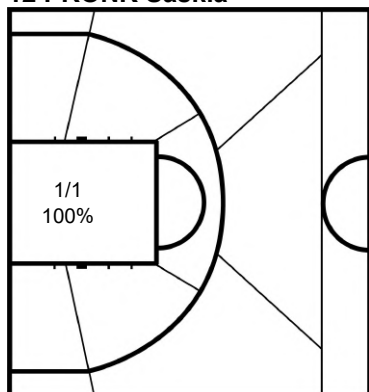
	M / A	%
<b>Field Goals</b>	17 / 33	52
<b>2 Points</b>	17 / 33	52
<b>3 Points</b>		
<b>Free Throws</b>	4 / 8	50

### 11 KORVER Cher



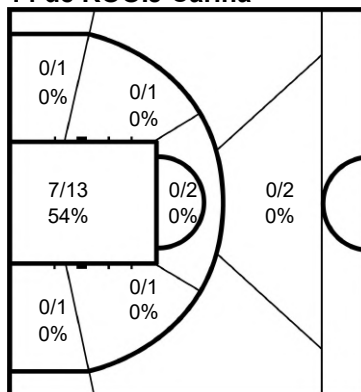
	M / A	%
<b>Field Goals</b>	6 / 19	32
<b>2 Points</b>	6 / 19	32
<b>3 Points</b>		
<b>Free Throws</b>	0 / 2	0

### 12 PRONK Saskia



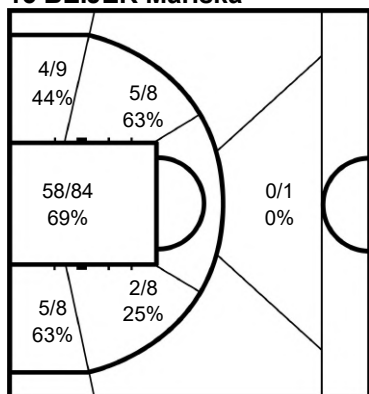
	M / A	%
<b>Field Goals</b>	1 / 1	100
<b>2 Points</b>	1 / 1	100
<b>3 Points</b>		
<b>Free Throws</b>		

### 14 de ROOIJ Carina



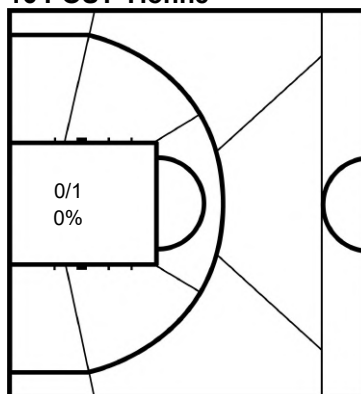
	M / A	%
<b>Field Goals</b>	8 / 24	33
<b>2 Points</b>	8 / 22	36
<b>3 Points</b>	0 / 2	0
<b>Free Throws</b>	2 / 3	67

### 15 BEIJER Mariska



	M / A	%
<b>Field Goals</b>	72 / 116	62
<b>2 Points</b>	72 / 115	63
<b>3 Points</b>	0 / 1	0
<b>Free Throws</b>	16 / 26	62

### 16 POST Ylonne



	M / A	%
<b>Field Goals</b>	0 / 1	0
<b>2 Points</b>	0 / 1	0
<b>3 Points</b>		
<b>Free Throws</b>	1 / 4	25

#### Legend:

%	Shooting Percentage	(C)	Captain	+/-	Plus-Minus	Agn.	Against	AS	Assists
BS	Blocked Shots	DR	Defensive Rebounds	FD	Fouls Drawn	GP	Games Played	M / A	Made / Attempts
MPG	Minutes Played per Game	No.	Uniform Number	OR	Offensive Rebounds	PF	Fouls	PPG	Points per Game
PTS	Points	ST	Steals	TO	Turnovers	TOT	Total Rebounds		



## Cumulative Statistics

Statistiques cumulées

### USA - United States of America

After 6 games

#### Player Totals

No.	Name	Sport Class	GP	Time Played	Field Goals		2 Points		3 Points		Free Throws		Rebounds			AS	TO	ST	BS	PF	FD	+/-	PTS																				
					M / A	%	M / A	%	M / A	%	M / A	%	OR	DR	TOT																												
1	IBANEZ Ali	2.5	3	28:34	3/6	50	3/6	50					4	2	6			1	1		1	19	6																				
4	BAULEKE Abby	1.5	6	46:37	0/1	0	0/1	0						3	3					3	1	24																					
7	ASLAKSON Josie	1.0	6	2:14:14	0/5	0	0/5	0					2	12	14	3	3			3		2																					
8	SCHNEIDER Natalie	4.5	6	1:12:40	12/22	55	12/22	55			1/3	33	3	13	16	2	3	5		7	6	8	25																				
12	MURRAY Becca (C)	2.5	6	2:58:55	29/86	34	27/75	36	2/11	18	5/13	38	3	34	37	37	8	2	1	8	8	46	65																				
15	HOLLERMANN Rose	3.5	6	3:24:17	40/88	45	40/85	47	0/3	0	13/17	76	4	46	50	21	8	4	1	15	15	17	93																				
21	EATON Kaitlyn	1.5	6	37:44	0/1	0	0/1	0					1	2	3					4		-19																					
24	ZURBRUGG Lindsey	2.5	6	2:59:37	16/44	36	16/43	37	0/1	0	3/6	50	9	12	21	44	6	2	2	9	7	7	35																				
34	OBERST Emily	4.5	2	12:23	3/5	60	3/5	60			1/4	25							1	1	2	13	7																				
43	MOODY Bailey	4.0	4	28:48	4/12	33	4/12	33												3		-5	8																				
54	GONZALEZ Ixhelt	4.5	6	2:20:27	25/42	60	25/42	60			6/11	55	5	34	39	12	3	4	1	4	15	-4	56																				
55	RYAN Courtney	2.0	6	2:15:44	26/58	45	26/58	45			2/4	50	2	17	19	22	8	3		9	8	2	54																				
Team / Coach													1			17		18																									
<b>Totals</b>					158/370		43		156/355		44		2/15		13		31/58		53		34			192		226		141		52		21		7		66		63		22		349	
<b>Opponents</b>					148/358		41		145/331		44		3/27		11		28/58		48		34			186		220		119		58		20		2		63		66		-22		327	

#### Team Totals

	USA	Opponents
Points from Turnovers	42	48
Points in the Paint	184 (92/170) 54%	166 (83/165) 50%
Second Chance Points	22	30
Fast Break Points	31	24
Bench Points	107	51

#### Player Averages

No.	Name	Sport Class	GP	MPG	Field Goals		2 Points		3 Points		Free Throws		Rebounds			AS	TO	ST	BS	PF	FD	+/-	PPG																				
					M / A	%	M / A	%	M / A	%	M / A	%	OR	DR	TOT																												
1	IBANEZ Ali	2.5	3	9:31	1.0/2.0	50	1.0/2.0	50					1.3	0.7	2.0			0.3	0.3		0.3	6.3	2.0																				
4	BAULEKE Abby	1.5	6	7:46	0.0/0.2	0	0.0/0.2	0						0.5	0.5					0.5	0.2	4.0																					
7	ASLAKSON Josie	1.0	6	22:22	0.0/0.8	0	0.0/0.8	0					0.3	2.0	2.3	0.5	0.5			0.5		0.3																					
8	SCHNEIDER Natalie	4.5	6	12:06	2.0/3.7	55	2.0/3.7	55			0.2/0.5	33	0.5	2.2	2.7	0.3	0.5	0.8		1.2	1.0	1.3	4.2																				
12	MURRAY Becca (C)	2.5	6	29:49	4.8/14.3	34	4.5/12.5	36	0.3/1.8	18	0.8/2.2	38	0.5	5.7	6.2	6.2	1.3	0.3	0.2	1.3	1.3	7.7	10.8																				
15	HOLLERMANN Rose	3.5	6	34:02	6.7/14.7	45	6.7/14.2	47	0.0/0.5	0	2.2/2.8	76	0.7	7.7	8.3	3.5	1.3	0.7	0.2	2.5	2.5	2.8	15.5																				
21	EATON Kaitlyn	1.5	6	6:17	0.0/0.2	0	0.0/0.2	0					0.2	0.3	0.5					0.7		-3.2																					
24	ZURBRUGG Lindsey	2.5	6	29:56	2.7/7.3	36	2.7/7.2	37	0.0/0.2	0	0.5/1.0	50	1.5	2.0	3.5	7.3	1.0	0.3	0.3	1.5	1.2	1.2	5.8																				
34	OBERST Emily	4.5	2	6:11	1.5/2.5	60	1.5/2.5	60			0.5/2.0	25							0.5	0.5	1.0	6.5	3.5																				
43	MOODY Bailey	4.0	4	7:12	1.0/3.0	33	1.0/3.0	33												0.8		-1.3	2.0																				
54	GONZALEZ Ixhelt	4.5	6	23:24	4.2/7.0	60	4.2/7.0	60			1.0/1.8	55	0.8	5.7	6.5	2.0	0.5	0.7	0.2	0.7	2.5	-0.7	9.3																				
55	RYAN Courtney	2.0	6	22:37	4.3/9.7	45	4.3/9.7	45			0.3/0.7	50	0.3	2.8	3.2	3.7	1.3	0.5		1.5	1.3	0.3	9.0																				
Team / Coach													0.2			2.8		3.0																									
<b>Totals</b>					26.3/61.7		43		26.0/59.2		44		0.3/2.5		13		5.2/9.7		53		5.7			32.0		37.7		23.5		8.7		3.5		1.2		11.0		10.5		3.7		58.2	
<b>Opponents</b>					24.7/59.7		41		24.2/55.2		44		0.5/4.5		11		4.7/9.7		48		5.7			31.0		36.7		19.8		9.7		3.3		0.3		10.5		11.0		-3.7		54.5	

#### Team Averages

	USA	Opponents
Points from Turnovers	7.0	8.0
Points in the Paint	30.7	27.7
Second Chance Points	3.7	5.0
Fast Break Points	5.2	4.0
Bench Points	17.8	8.5



### Cumulative Statistics

Statistiques cumulées

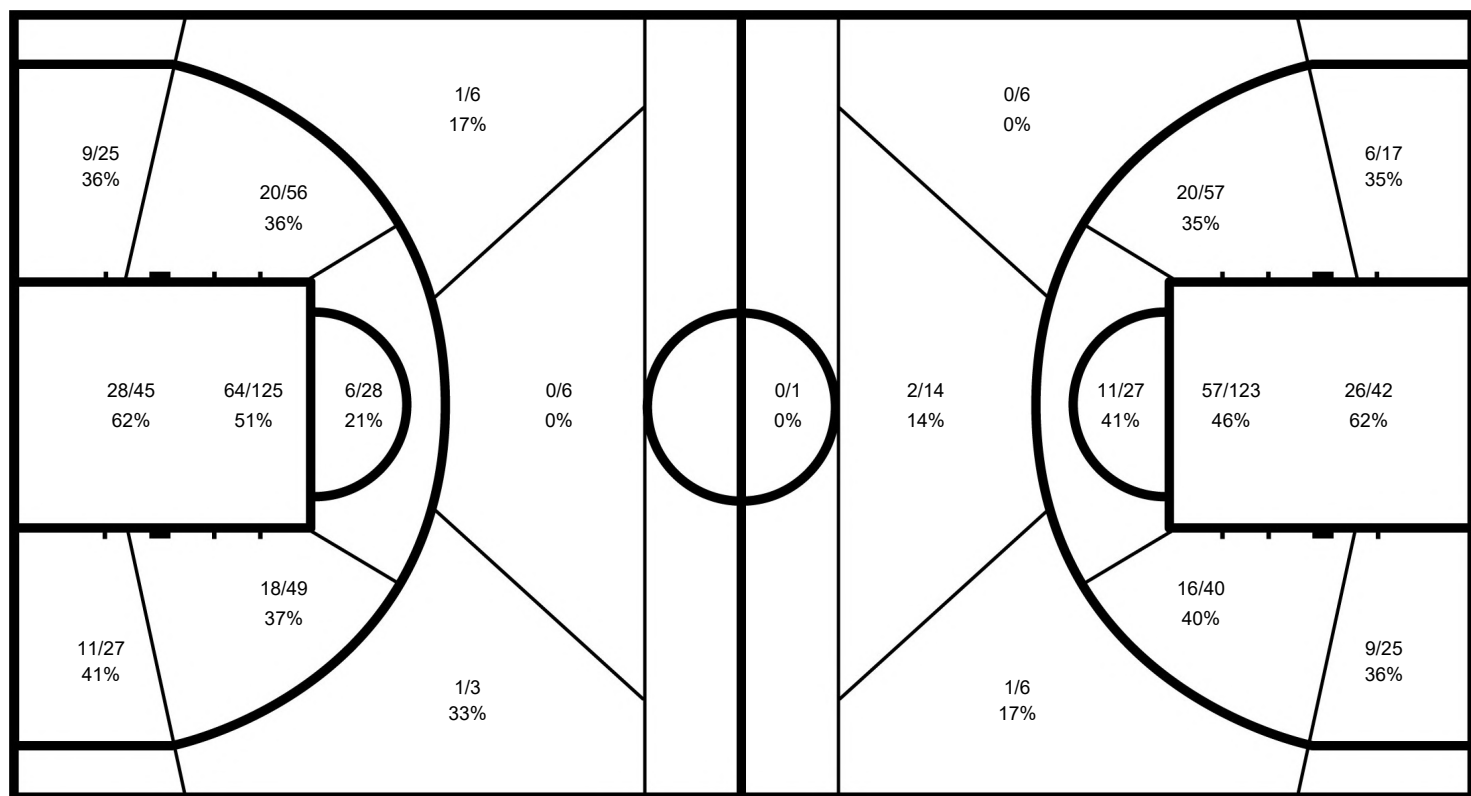
#### USA - United States of America

After 6 games

Phase	USA Played	Score		Field Goals		2 Points		3 Points		Free Throws		Rebounds			AS	TO	ST	BS	PF	FD
				M / A	%	M / A	%	M / A	%	M / A	%	OR	DR	TOT						
Preliminary Round Group B	GER	73-44	For	34/65	52	33/62	53	1/3	33	4/10	40	5	36	41	30	4	1	2	12	11
			Agn.	21/57	37	21/55	38	0/2	0	2/8	25	4	29	33	14	10	1		11	12
Preliminary Round Group B	NED	56-69	For	26/68	38	26/65	40	0/3	0	4/7	57	8	29	37	22	9	3		14	9
			Agn.	32/63	51	32/60	53	0/3	0	5/9	56	5	36	41	28	8	6		9	14
Preliminary Round Group B	JPN	62-52	For	30/69	43	29/68	43	1/1	100	1/4	25	6	30	36	25	6	9	1	10	4
			Agn.	22/56	39	21/44	48	1/12	8	7/11	64	5	34	39	17	17	1		4	10
Quarterfinal	GBR	59-52	For	26/62	42	26/61	43	0/1	0	7/13	54	6	34	40	26	6	2	4	13	17
			Agn.	25/57	44	25/53	47	0/4	0	2/12	17	3	33	36	21	8	1	1	17	13
Semifinal	CHN	50-47	For	20/48	42	20/47	43	0/1	0	10/15	67	5	34	39	19	15	2		4	11
			Agn.	22/60	37	21/55	38	1/5	20	2/3	67	5	23	28	17	6	6	1	11	4
Gold Medal Match	NED	49-63	For	22/58	38	22/52	42	0/6	0	5/9	56	4	29	33	19	12	4		13	11
			Agn.	26/65	40	25/64	39	1/1	100	10/15	67	12	31	43	22	9	5		11	13

#### USA - United States of America

#### Opponents



#### USA

	M / A	%
Field Goals	158 / 370	43
2 Points	156 / 355	44
3 Points	2 / 15	13
Free Throws	31 / 58	53

#### Opponents

%	M / A	
41	148 / 358	Field Goals
44	145 / 331	2 Points
11	3 / 27	3 Points
48	28 / 58	Free Throws



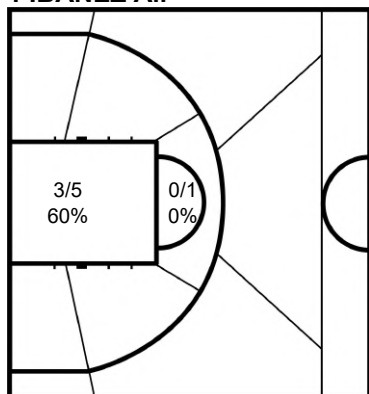
### Cumulative Statistics

Statistiques cumulées

**USA - United States of America**

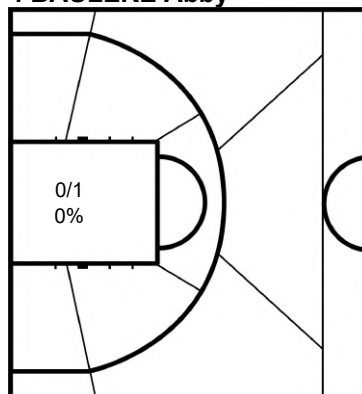
After 6 games

#### 1 IBANEZ Ali



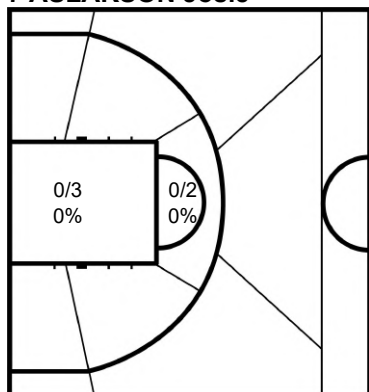
	M / A	%
Field Goals	3 / 6	50
2 Points	3 / 6	50
3 Points		
Free Throws		

#### 4 BAULEKE Abby



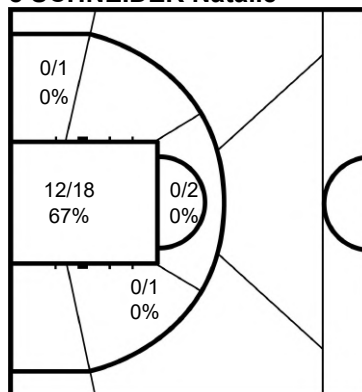
	M / A	%
Field Goals	0 / 1	0
2 Points	0 / 1	0
3 Points		
Free Throws		

#### 7 ASLAKSON Josie



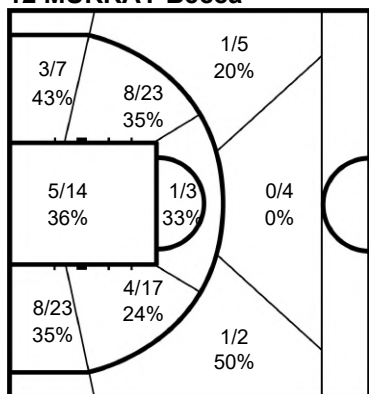
	M / A	%
Field Goals	0 / 5	0
2 Points	0 / 5	0
3 Points		
Free Throws		

#### 8 SCHNEIDER Natalie



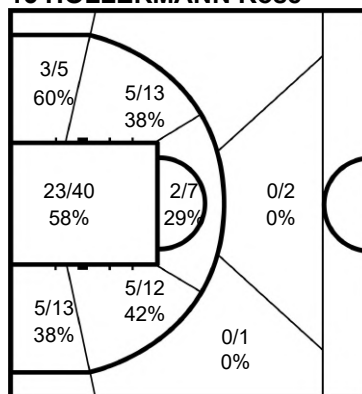
	M / A	%
Field Goals	12 / 22	55
2 Points	12 / 22	55
3 Points		
Free Throws	1 / 3	33

#### 12 MURRAY Becca



	M / A	%
Field Goals	29 / 86	34
2 Points	27 / 75	36
3 Points	2 / 11	18
Free Throws	5 / 13	38

#### 15 HOLLERMANN Rose



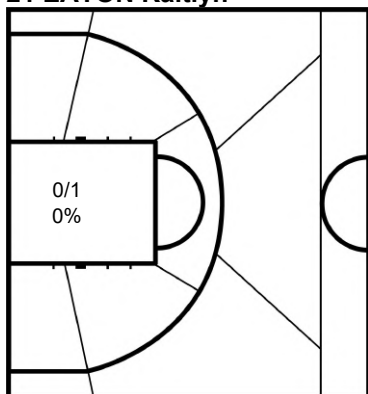
	M / A	%
Field Goals	40 / 88	45
2 Points	40 / 85	47
3 Points	0 / 3	0
Free Throws	13 / 17	76





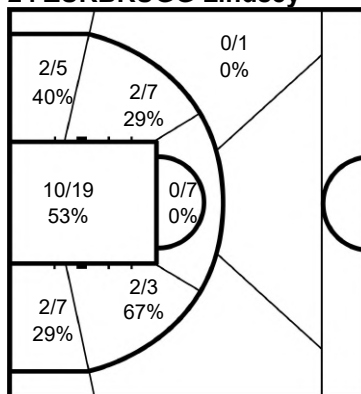
**Cumulative Statistics**  
Statistiques cumulées  
**USA - United States of America**  
After 6 games

**21 EATON Kaitlyn**



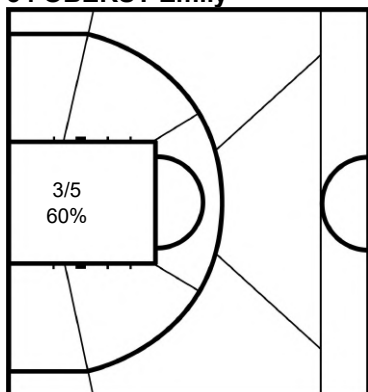
	M / A	%
Field Goals	0 / 1	0
2 Points	0 / 1	0
3 Points		
Free Throws		

**24 ZURBRUGG Lindsey**



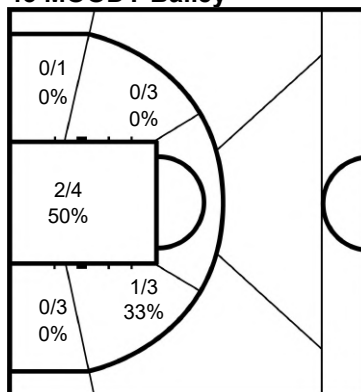
	M / A	%
Field Goals	16 / 44	36
2 Points	16 / 43	37
3 Points	0 / 1	0
Free Throws	3 / 6	50

**34 OBERST Emily**



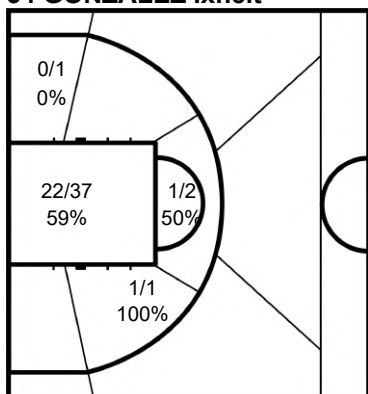
	M / A	%
Field Goals	3 / 5	60
2 Points	3 / 5	60
3 Points		
Free Throws	1 / 4	25

**43 MOODY Bailey**



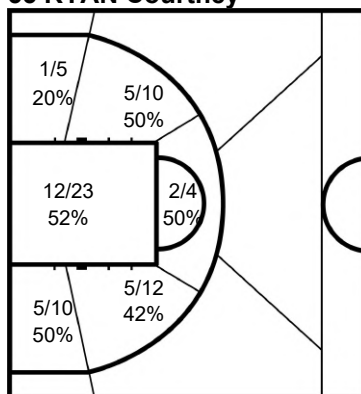
	M / A	%
Field Goals	4 / 12	33
2 Points	4 / 12	33
3 Points		
Free Throws		

**54 GONZALEZ Ixhelt**



	M / A	%
Field Goals	25 / 42	60
2 Points	25 / 42	60
3 Points		
Free Throws	6 / 11	55

**55 RYAN Courtney**



	M / A	%
Field Goals	26 / 58	45
2 Points	26 / 58	45
3 Points		
Free Throws	2 / 4	50

**Legend:**

%	Shooting Percentage	(C)	Captain	+/-	Plus-Minus	Agn.	Against	AS	Assists
BS	Blocked Shots	DR	Defensive Rebounds	FD	Fouls Drawn	GP	Games Played	M / A	Made / Attempts
MPG	Minutes Played per Game	No.	Uniform Number	OR	Offensive Rebounds	PF	Fouls	PPG	Points per Game
PTS	Points	ST	Steals	TO	Turnovers	TOT	Total Rebounds		



## Cumulative Statistics

Statistiques cumulées

### CHN - People's Republic of China

After 6 games

#### Player Totals

No.	Name	Sport Class	GP	Time Played	Field Goals		2 Points		3 Points		Free Throws		Rebounds			AS	TO	ST	BS	PF	FD	+/-	PTS		
					M / A	%	M / A	%	M / A	%	M / A	%	OR	DR	TOT										
5	CHEN Xuejing	1.0	6	2:53:36	15/27	56	15/27	56			1/2	50	9	11	20	5	8	4		13	5	63	31		
6	ZHANG Xuemei	4.0	6	3:27:17	48/84	57	48/84	57			5/7	71	3	35	38	26	8	11	1	10	12	87	101		
7	ZHANG Tonglei	1.5	6	3:18:39	39/67	58	39/67	58			4/7	57	3	4	7	42	13	10		16	13	87	82		
8	LYU Guidi	4.0	6	2:46:45	25/44	57	25/44	57			9/14	64	4	20	24	8	4	5	1	6	10	58	59		
9	LIN Suiling (C)	3.0	6	3:28:18	30/76	39	26/51	51	4/25	16	4/6	67	2	28	30	56	7	6		13	6	88	68		
10	HUANG Xiaolian	2.0	4	35:41	5/10	50	5/10	50			0/2	0	1	6	7	7	2	3			4	-3	10		
11	CHEN Jingwen	1.0	4	1:07:48	2/4	50	2/4	50			1/3	33	3	4	7	1	2	1		5	3	15	5		
12	QIU Qiaoling	4.5	2	22:46	4/10	40	4/10	40					1	3	4	2	2	1		1	1	-1	8		
13	ZHANG Meimei	1.5	3	33:48	1/3	33	1/3	33						1	1	1	3			4	2	2	2		
15	LONG Yun	1.5	3	22:35	0/3	0	0/3	0						1	1		1					-7			
16	DAI Jiameng	4.5	5	53:23	2/10	20	2/10	20					1	11	12	4	4	4		5	2	0	4		
17	HE Xiang	4.5	2	9:24	0/1	0	0/1	0					2	1	3		1			3		-4			
Team / Coach																		7	19	26					
<b>Totals</b>					171/339	50	167/314	53	4/25	16	24/41	59	36	144	180	152	64	45	2	76	58	77	370		
<b>Opponents</b>					125/294	43	119/261	46	6/33	18	37/62	60	32	137	169	104	97	19	4	59	75	-77	293		

#### Team Totals

	CHN	Opponents
Points from Turnovers	93	48
Points in the Paint	156 (78/124) 63%	144 (72/124) 58%
Second Chance Points	43	34
Fast Break Points	17	24
Bench Points	29	79

#### Player Averages

No.	Name	Sport Class	GP	MPG	Field Goals		2 Points		3 Points		Free Throws		Rebounds			AS	TO	ST	BS	PF	FD	+/-	PPG		
					M / A	%	M / A	%	M / A	%	M / A	%	OR	DR	TOT										
5	CHEN Xuejing	1.0	6	28:56	2.5/4.5	56	2.5/4.5	56			0.2/0.3	50	1.5	1.8	3.3	0.8	1.3	0.7		2.2	0.8	10.5	5.2		
6	ZHANG Xuemei	4.0	6	34:32	8.0/14.0	57	8.0/14.0	57			0.8/1.2	71	0.5	5.8	6.3	4.3	1.3	1.8	0.2	1.7	2.0	14.5	16.8		
7	ZHANG Tonglei	1.5	6	33:06	6.5/11.2	58	6.5/11.2	58			0.7/1.2	57	0.5	0.7	1.2	7.0	2.2	1.7		2.7	2.2	14.5	13.7		
8	LYU Guidi	4.0	6	27:47	4.2/7.3	57	4.2/7.3	57			1.5/2.3	64	0.7	3.3	4.0	1.3	0.7	0.8	0.2	1.0	1.7	9.7	9.8		
9	LIN Suiling (C)	3.0	6	34:43	5.0/12.7	39	4.3/8.5	51	0.7/4.2	16	0.7/1.0	67	0.3	4.7	5.0	9.3	1.2	1.0		2.2	1.0	14.7	11.3		
10	HUANG Xiaolian	2.0	4	8:55	1.3/2.5	50	1.3/2.5	50			0.0/0.5	0	0.3	1.5	1.8	1.8	0.5	0.8			1.0	-0.8	2.5		
11	CHEN Jingwen	1.0	4	16:57	0.5/1.0	50	0.5/1.0	50			0.3/0.8	33	0.8	1.0	1.8	0.3	0.5	0.3		1.3	0.8	3.8	1.3		
12	QIU Qiaoling	4.5	2	11:23	2.0/5.0	40	2.0/5.0	40					0.5	1.5	2.0	1.0	1.0	0.5		0.5	0.5	-0.5	4.0		
13	ZHANG Meimei	1.5	3	11:16	0.3/1.0	33	0.3/1.0	33						0.3	0.3	1.0				1.3	0.7	0.7	0.7		
15	LONG Yun	1.5	3	7:31	0.0/1.0	0	0.0/1.0	0						0.3	0.3		0.3					-2.3			
16	DAI Jiameng	4.5	5	10:40	0.4/2.0	20	0.4/2.0	20					0.2	2.2	2.4	0.8	0.8	0.8		1.0	0.4	0.0	0.8		
17	HE Xiang	4.5	2	4:42	0.0/0.5	0	0.0/0.5	0					1.0	0.5	1.5		0.5			1.5		-2.0			
Team / Coach																		1.2	3.2	4.3				1.5	
<b>Totals</b>					28.5/56.5	50	27.8/52.3	53	0.7/4.2	16	4.0/6.8	59	6.0	24.0	30.0	25.3	10.7	7.5	0.3	12.7	9.7	12.8	61.7		
<b>Opponents</b>					20.8/49.0	43	19.8/43.5	46	1.0/5.5	18	6.2/10.3	60	5.3	22.8	28.2	17.3	16.2	3.2	0.7	9.8	12.5	-12.8	48.8		

#### Team Averages

	CHN	Opponents
Points from Turnovers	15.5	8.0
Points in the Paint	26.0	24.0
Second Chance Points	7.2	5.7
Fast Break Points	2.8	4.0
Bench Points	4.8	13.2



### Cumulative Statistics

Statistiques cumulées

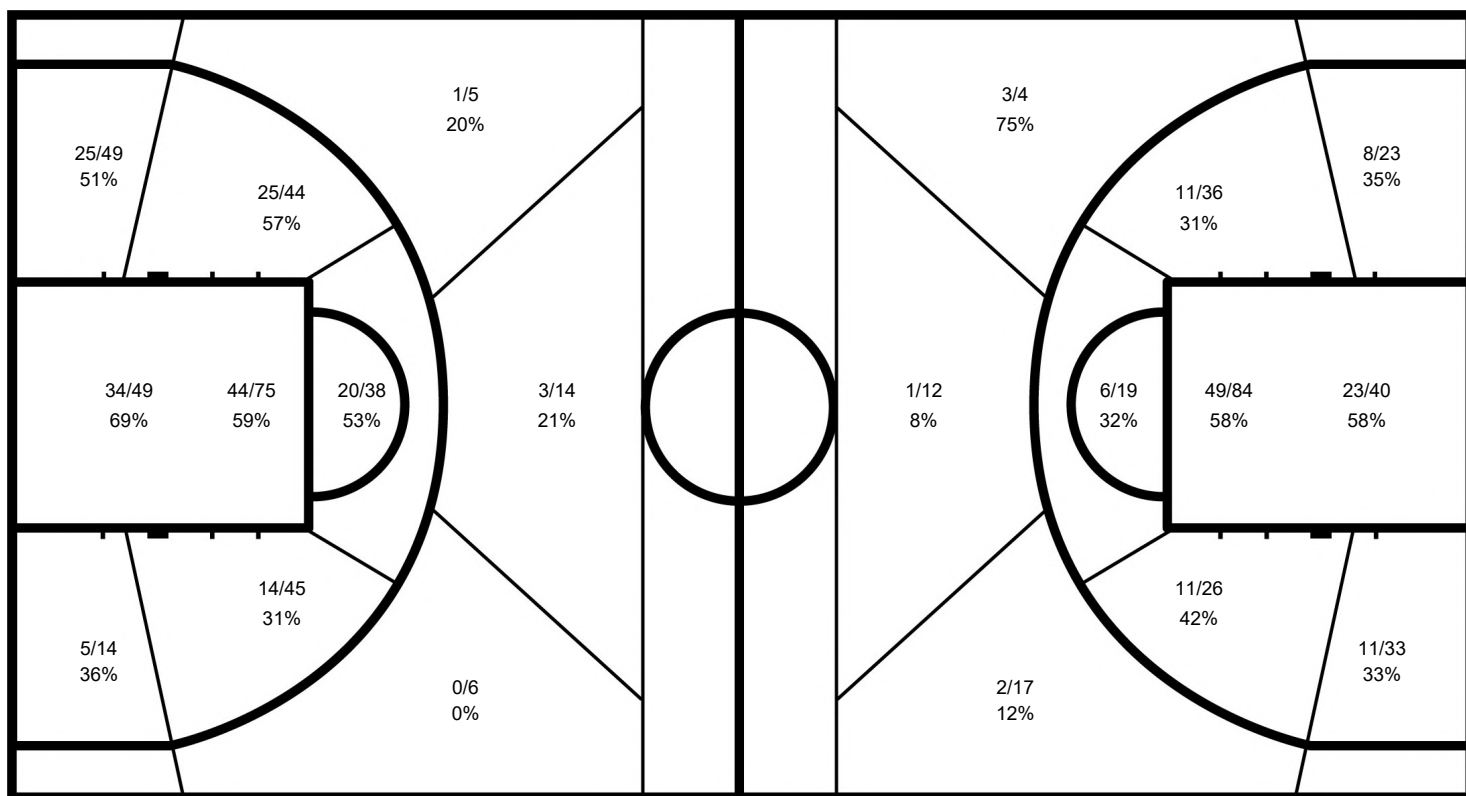
#### CHN - People's Republic of China

After 6 games

Phase	CHN Played	Score		Field Goals		2 Points		3 Points		Free Throws		Rebounds			AS	TO	ST	BS	PF	FD
				M / A	%	M / A	%	M / A	%	M / A	%	OR	DR	TOT						
Preliminary Round Group A	CAN	70-65	For	31/57	54	31/54	57	0/3	0	8/11	73	7	18	25	29	6	8		15	11
			Agn.	28/56	50	27/51	53	1/5	20	8/10	80	11	18	29	17	12			12	15
Preliminary Round Group A	ESP	64-38	For	29/58	50	26/52	50	3/6	50	3/8	38	7	22	29	27	11	11		7	7
			Agn.	18/39	46	18/37	49	0/2	0	2/6	33	2	24	26	17	23	5		7	7
Preliminary Round Group A	GBR	62-47	For	29/44	66	29/42	69	0/2	0	4/6	67	3	22	25	26	14	5		13	10
			Agn.	22/51	43	20/47	43	2/4	50	1/5	20	7	13	20	18	11	4	2	10	13
Quarterfinal	JPN	62-50	For	29/66	44	29/58	50	0/8	0	4/7	57	10	32	42	24	16	9		16	13
			Agn.	20/52	38	19/42	45	1/10	10	9/15	60	3	28	31	17	19	3	1	13	15
Semifinal	USA	47-50	For	22/60	37	21/55	38	1/5	20	2/3	67	5	23	28	17	6	6	1	11	4
			Agn.	20/48	42	20/47	43	0/1	0	10/15	67	5	34	39	19	15	2		4	11
Bronze Medal Match	CAN	65-43	For	31/54	57	31/53	58	0/1	0	3/6	50	4	27	31	29	11	6	1	14	13
			Agn.	17/48	35	15/37	41	2/11	18	7/11	64	4	20	24	16	17	5	1	13	14

#### CHN - People's Republic of China

#### Opponents



#### CHN

	M / A	%
Field Goals	171 / 339	50
2 Points	167 / 314	53
3 Points	4 / 25	16
Free Throws	24 / 41	59

#### Opponents

%	M / A	
43	125 / 294	Field Goals
46	119 / 261	2 Points
18	6 / 33	3 Points
60	37 / 62	Free Throws



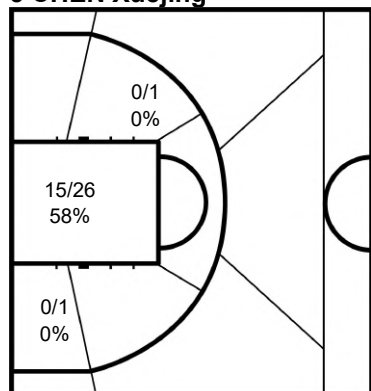
## Cumulative Statistics

Statistiques cumulées

**CHN - People's Republic of China**

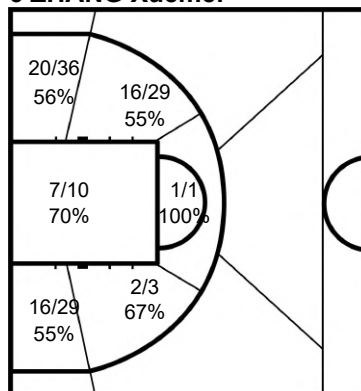
After 6 games

### 5 CHEN Xuejing



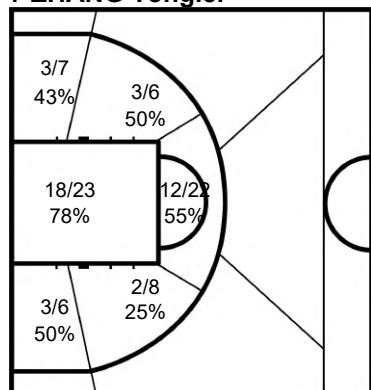
	M / A	%
<b>Field Goals</b>	15 / 27	56
<b>2 Points</b>	15 / 27	56
<b>3 Points</b>		
<b>Free Throws</b>	1 / 2	50

### 6 ZHANG Xuemei



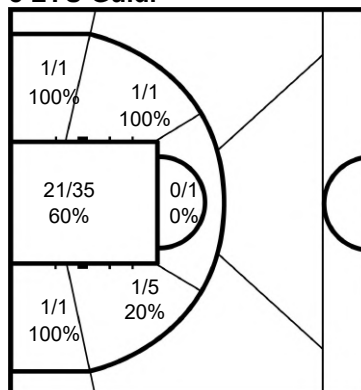
	M / A	%
<b>Field Goals</b>	48 / 84	57
<b>2 Points</b>	48 / 84	57
<b>3 Points</b>		
<b>Free Throws</b>	5 / 7	71

### 7 ZHANG Tonglei



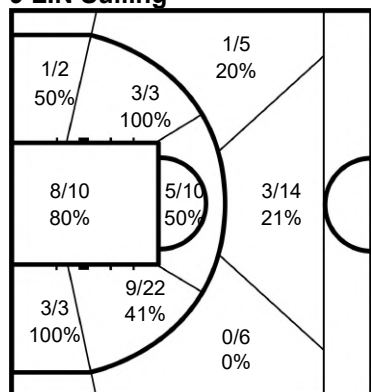
	M / A	%
<b>Field Goals</b>	39 / 67	58
<b>2 Points</b>	39 / 67	58
<b>3 Points</b>		
<b>Free Throws</b>	4 / 7	57

### 8 LYU Guidi



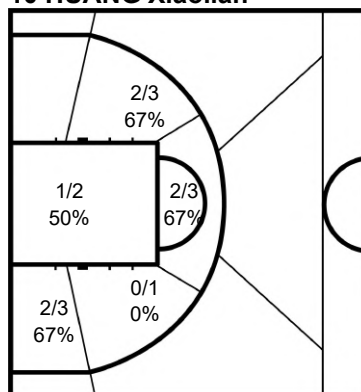
	M / A	%
<b>Field Goals</b>	25 / 44	57
<b>2 Points</b>	25 / 44	57
<b>3 Points</b>		
<b>Free Throws</b>	9 / 14	64

### 9 LIN Suiling



	M / A	%
<b>Field Goals</b>	30 / 76	39
<b>2 Points</b>	26 / 51	51
<b>3 Points</b>	4 / 25	16
<b>Free Throws</b>	4 / 6	67

### 10 HUANG Xiaolian



	M / A	%
<b>Field Goals</b>	5 / 10	50
<b>2 Points</b>	5 / 10	50
<b>3 Points</b>		
<b>Free Throws</b>	0 / 2	0



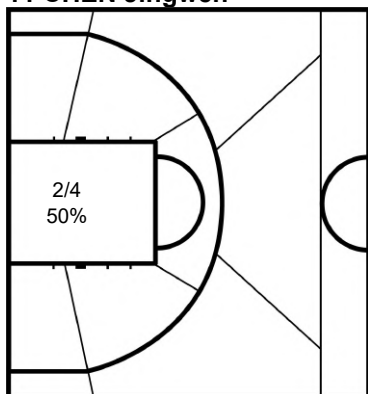
## Cumulative Statistics

Statistiques cumulées

**CHN - People's Republic of China**

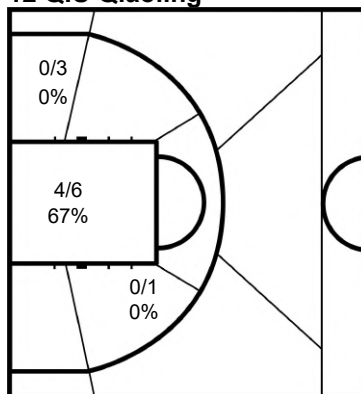
After 6 games

### 11 CHEN Jingwen



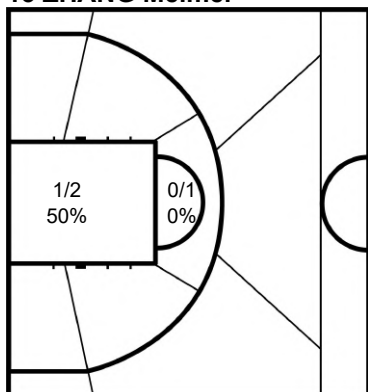
	M / A	%
Field Goals	2 / 4	50
2 Points	2 / 4	50
3 Points		
Free Throws	1 / 3	33

### 12 QIU Qiaoling



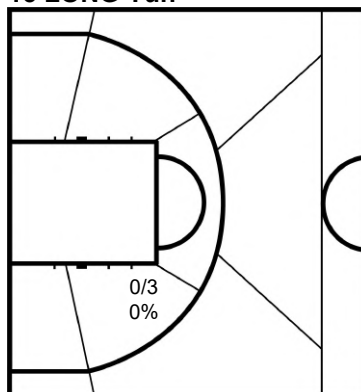
	M / A	%
Field Goals	4 / 10	40
2 Points	4 / 10	40
3 Points		
Free Throws		

### 13 ZHANG Meimei



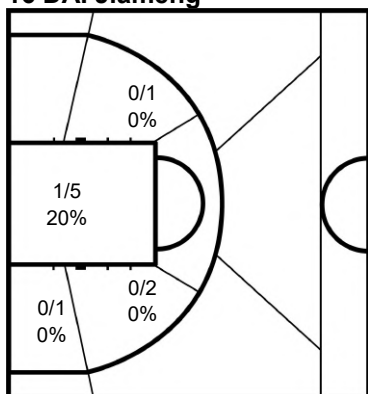
	M / A	%
Field Goals	1 / 3	33
2 Points	1 / 3	33
3 Points		
Free Throws		

### 15 LONG Yun



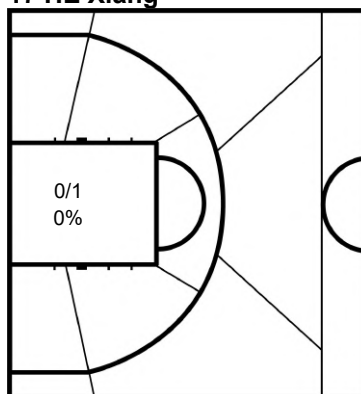
	M / A	%
Field Goals	0 / 3	0
2 Points	0 / 3	0
3 Points		
Free Throws		

### 16 DAI Jiameng



	M / A	%
Field Goals	2 / 10	20
2 Points	2 / 10	20
3 Points		
Free Throws		

### 17 HE Xiang



	M / A	%
Field Goals	0 / 1	0
2 Points	0 / 1	0
3 Points		
Free Throws		

#### Legend:

%	Shooting Percentage	(C)	Captain	+/-	Plus-Minus	Agn.	Against	AS	Assists
BS	Blocked Shots	DR	Defensive Rebounds	FD	Fouls Drawn	GP	Games Played	M / A	Made / Attempts
MPG	Minutes Played per Game	No.	Uniform Number	OR	Offensive Rebounds	PF	Fouls	PPG	Points per Game
PTS	Points	ST	Steals	TO	Turnovers	TOT	Total Rebounds		



## Cumulative Statistics

Statistiques cumulées

### CAN - Canada

After 6 games

#### Player Totals

No.	Name	Sport Class	GP	Time Played	Field Goals		2 Points		3 Points		Free Throws		Rebounds			AS	TO	ST	BS	PF	FD	+/-	PTS
					M / A	%	M / A	%	M / A	%	M / A	%	OR	DR	TOT								
4	LALONDE Rosalie	3.0	6	2:39:05	20/38	53	20/38	53			8/10	80	12	10	22	16	5	7		20	12	-19	48
5	TESSIER Elodie	2.5	6	1:21:03	11/19	58	11/19	58			0/2	0	4	3	7	3	2	2		10	3	38	22
6	YOUNG Arinn	4.5	6	2:23:38	41/93	44	35/74	47	6/19	32	27/35	77	2	40	42	33	11	6	2	13	26	20	115
7	OUELLET Cindy (C)	3.5	6	2:22:53	22/50	44	22/50	44			7/10	70	4	8	12	14	6	3		10	8	12	51
8	STEEVES Tamara	1.5	1	8:48										1	1								4
10	LAI Puisand	1.0	6	3:01:26	3/6	50	3/6	50					3	5	8	4	5	3		14	5	10	6
11	LLANES Tara	1.5	6	1:50:00	2/11	18	2/11	18			0/2	0	5	4	9	1	3	3		3	4	9	4
12	JOHNSON Bethany	4.0	0																				
13	DANDENEAU Kady	4.5	6	3:13:29	50/114	44	45/92	49	5/22	23	33/49	67	10	52	62	43	21	12	3	10	40	10	138
14	FASSI-FEHRI Sofia	1.0	2	6:01	0/1	0	0/1	0					1		1					1			4
15	HAWTIN Melanie	1.0	6	2:53:37	0/2	0	0/2	0						3	3		2			9	3	17	
16	ISAAC-PICTOU Desiree	4.0	0																				
Team / Coach													2	13	15		10						
<b>Totals</b>					149/334	45	138/293	47	11/41	27	75/108	69	43	139	182	114	65	36	5	90	101	21	384
<b>Opponents</b>					163/346	47	162/335	48	1/11	9	36/65	55	48	151	199	153	81	23	3	101	89	-21	363

#### Team Totals

	CAN	Opponents
Points from Turnovers	91	73
Points in the Paint	180 (90/159) 57%	204 (102/186) 55%
Second Chance Points	33	52
Fast Break Points	45	22
Bench Points	141	58

#### Player Averages

No.	Name	Sport Class	GP	MPG	Field Goals		2 Points		3 Points		Free Throws		Rebounds			AS	TO	ST	BS	PF	FD	+/-	PPG
					M / A	%	M / A	%	M / A	%	M / A	%	OR	DR	TOT								
4	LALONDE Rosalie	3.0	6	26:30	3.3/6.3	53	3.3/6.3	53			1.3/1.7	80	2.0	1.7	3.7	2.7	0.8	1.2		3.3	2.0	-3.2	8.0
5	TESSIER Elodie	2.5	6	13:30	1.8/3.2	58	1.8/3.2	58			0.0/0.3	0	0.7	0.5	1.2	0.5	0.3	0.3		1.7	0.5	6.3	3.7
6	YOUNG Arinn	4.5	6	23:56	6.8/15.5	44	5.8/12.3	47	1.0/3.2	32	4.5/5.8	77	0.3	6.7	7.0	5.5	1.8	1.0	0.3	2.2	4.3	3.3	19.2
7	OUELLET Cindy (C)	3.5	6	23:48	3.7/8.3	44	3.7/8.3	44			1.2/1.7	70	0.7	1.3	2.0	2.3	1.0	0.5		1.7	1.3	2.0	8.5
8	STEEVES Tamara	1.5	1	8:48										1.0	1.0								4.0
10	LAI Puisand	1.0	6	30:14	0.5/1.0	50	0.5/1.0	50					0.5	0.8	1.3	0.7	0.8	0.5		2.3	0.8	1.7	1.0
11	LLANES Tara	1.5	6	18:20	0.3/1.8	18	0.3/1.8	18			0.0/0.3	0	0.8	0.7	1.5	0.2	0.5	0.5		0.5	0.7	1.5	0.7
12	JOHNSON Bethany	4.0	0																				
13	DANDENEAU Kady	4.5	6	32:14	8.3/19.0	44	7.5/15.3	49	0.8/3.7	23	5.5/8.2	67	1.7	8.7	10.3	7.2	3.5	2.0	0.5	1.7	6.7	1.7	23.0
14	FASSI-FEHRI Sofia	1.0	2	3:00	0.0/0.5	0	0.0/0.5	0					0.5		0.5					0.5		2.0	
15	HAWTIN Melanie	1.0	6	28:56	0.0/0.3	0	0.0/0.3	0						0.5	0.5		0.3			1.5	0.5	2.8	
16	ISAAC-PICTOU Desiree	4.0	0																				
Team / Coach													0.3	2.2	2.5		1.7						
<b>Totals</b>					24.8/55.7	45	23.0/48.8	47	1.8/6.8	27	12.5/18.0	69	7.2	23.2	30.3	19.0	10.8	6.0	0.8	15.0	16.8	3.5	64.0
<b>Opponents</b>					27.2/57.7	47	27.0/55.8	48	0.2/1.8	9	6.0/10.8	55	8.0	25.2	33.2	25.5	13.5	3.8	0.5	16.8	14.8	-3.5	60.5

#### Team Averages

	CAN	Opponents
Points from Turnovers	15.2	12.2
Points in the Paint	30.0	34.0
Second Chance Points	5.5	8.7
Fast Break Points	7.5	3.7
Bench Points	23.5	9.7



### Cumulative Statistics

Statistiques cumulées

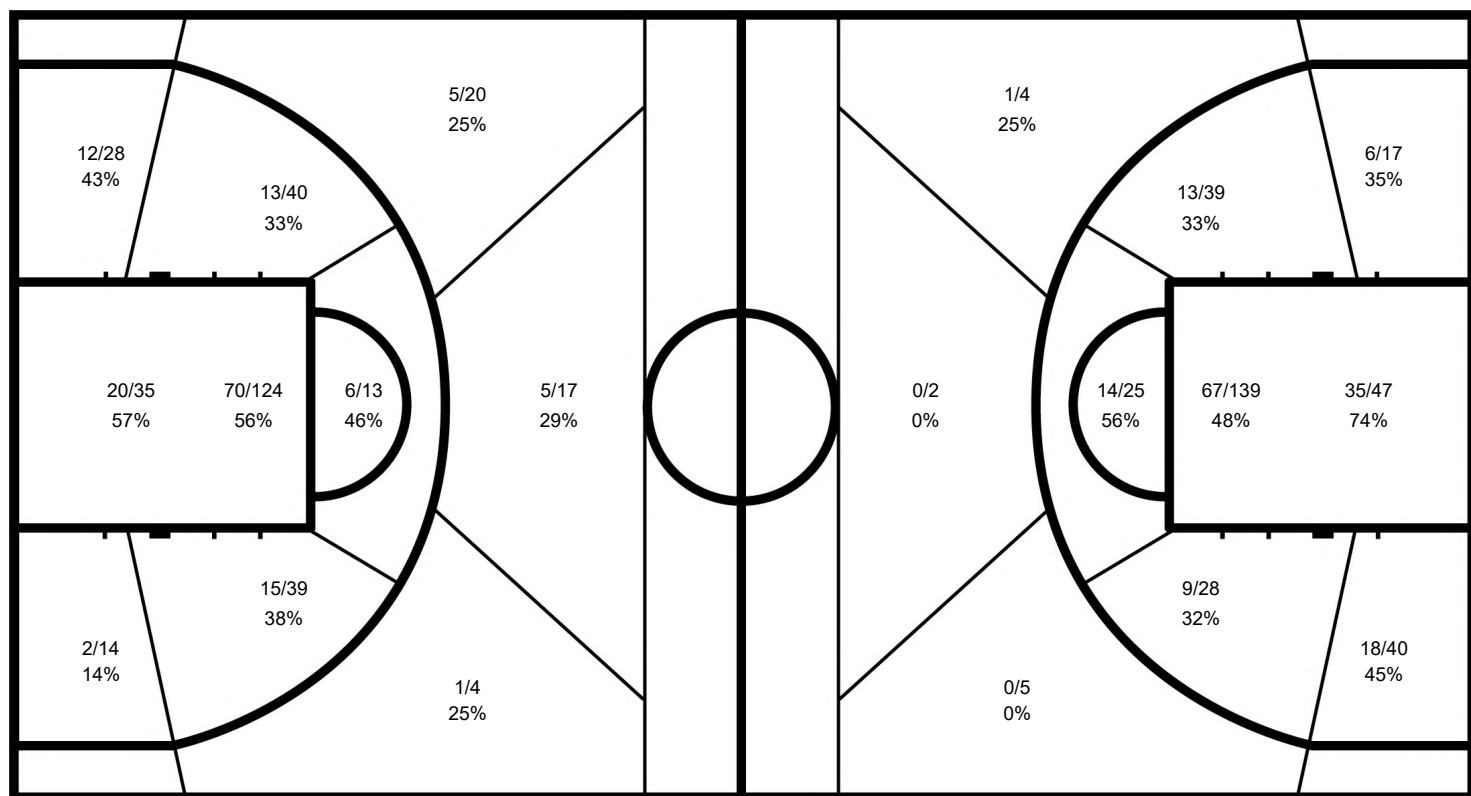
#### CAN - Canada

After 6 games

Phase	CAN Played	Score		Field Goals		2 Points		3 Points		Free Throws		Rebounds			AS	TO	ST	BS	PF	FD
				M / A	%	M / A	%	M / A	%	M / A	%	OR	DR	TOT						
Preliminary Round Group A	CHN	65-70	For	28/56	50	27/51	53	1/5	20	8/10	80	11	18	29	17	12			12	15
			Agn.	31/57	54	31/54	57	0/3	0	8/11	73	7	18	25	29	6	8		15	11
Preliminary Round Group A	GBR	63-54	For	21/58	36	18/53	34	3/5	60	18/26	69	7	29	36	16	7	6	1	19	23
			Agn.	25/58	43	25/57	44	0/1	0	4/15	27	8	32	40	23	12	1	1	23	19
Preliminary Round Group A	ESP	81-49	For	31/55	56	29/50	58	2/5	40	17/20	85	7	24	31	24	11	8	2	9	19
			Agn.	23/57	40	23/54	43	0/3	0	3/5	60	9	16	25	21	24	1		19	9
Quarterfinal	GER	71-53	For	27/58	47	24/49	49	3/9	33	14/22	64	6	26	32	17	6	10	1	12	15
			Agn.	24/62	39	24/61	39	0/1	0	5/8	63	12	28	40	22	15	4		15	12
Semifinal	NED	61-72	For	25/59	42	25/53	47	0/6	0	11/19	58	8	22	30	24	12	7		25	15
			Agn.	29/58	50	28/56	50	1/2	50	13/20	65	8	30	38	29	13	3	1	15	25
Bronze Medal Match	CHN	43-65	For	17/48	35	15/37	41	2/11	18	7/11	64	4	20	24	16	17	5	1	13	14
			Agn.	31/54	57	31/53	58	0/1	0	3/6	50	4	27	31	29	11	6	1	14	13

#### CAN - Canada

#### Opponents



#### CAN

	M / A	%
Field Goals	149 / 334	45
2 Points	138 / 293	47
3 Points	11 / 41	27
Free Throws	75 / 108	69

#### Opponents

%	M / A	
47	163 / 346	Field Goals
48	162 / 335	2 Points
9	1 / 11	3 Points
55	36 / 65	Free Throws



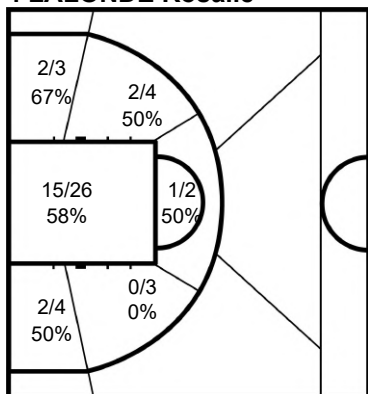
## Cumulative Statistics

Statistiques cumulées

**CAN - Canada**

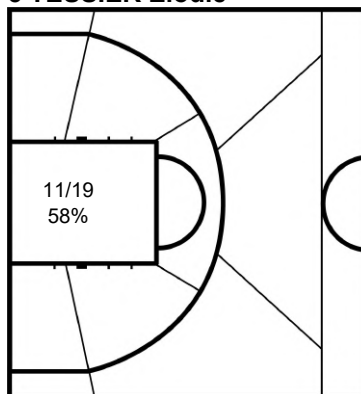
After 6 games

### 4 LALONDE Rosalie



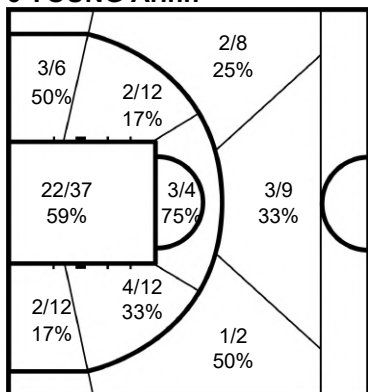
	M / A	%
<b>Field Goals</b>	20 / 38	53
<b>2 Points</b>	20 / 38	53
<b>3 Points</b>		
<b>Free Throws</b>	8 / 10	80

### 5 TESSIER Elodie



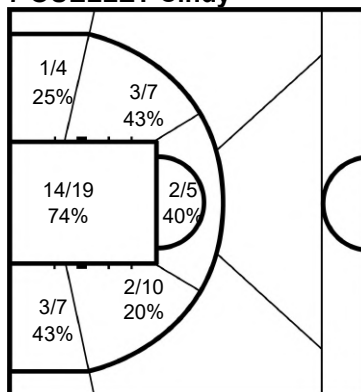
	M / A	%
<b>Field Goals</b>	11 / 19	58
<b>2 Points</b>	11 / 19	58
<b>3 Points</b>		
<b>Free Throws</b>	0 / 2	0

### 6 YOUNG Arinn



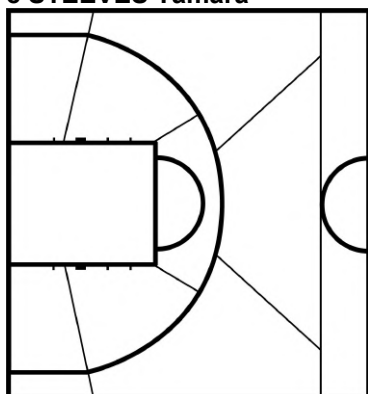
	M / A	%
<b>Field Goals</b>	41 / 93	44
<b>2 Points</b>	35 / 74	47
<b>3 Points</b>	6 / 19	32
<b>Free Throws</b>	27 / 35	77

### 7 OUELLET Cindy



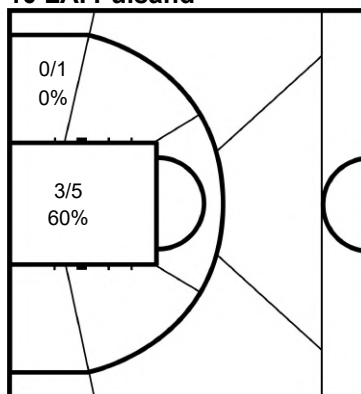
	M / A	%
<b>Field Goals</b>	22 / 50	44
<b>2 Points</b>	22 / 50	44
<b>3 Points</b>		
<b>Free Throws</b>	7 / 10	70

### 8 STEEVES Tamara



	M / A	%
<b>Field Goals</b>		
<b>2 Points</b>		
<b>3 Points</b>		
<b>Free Throws</b>		

### 10 LAI Puisand



	M / A	%
<b>Field Goals</b>	3 / 6	50
<b>2 Points</b>	3 / 6	50
<b>3 Points</b>		
<b>Free Throws</b>		





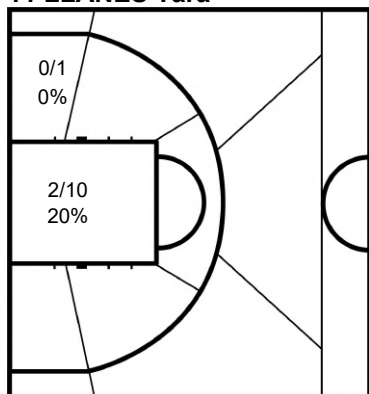
### Cumulative Statistics

Statistiques cumulées

**CAN - Canada**

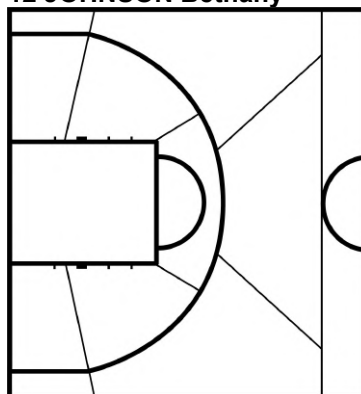
After 6 games

#### 11 LLANES Tara



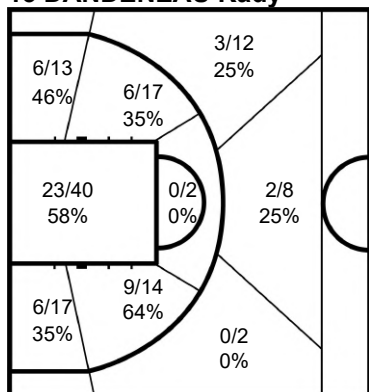
	M / A	%
Field Goals	2 / 11	18
2 Points	2 / 11	18
3 Points		
Free Throws	0 / 2	0

#### 12 JOHNSON Bethany



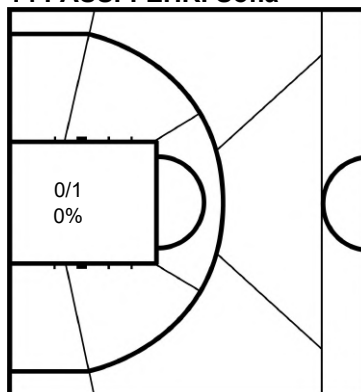
	M / A	%
Field Goals		
2 Points		
3 Points		
Free Throws		

#### 13 DANDENEAU Kady



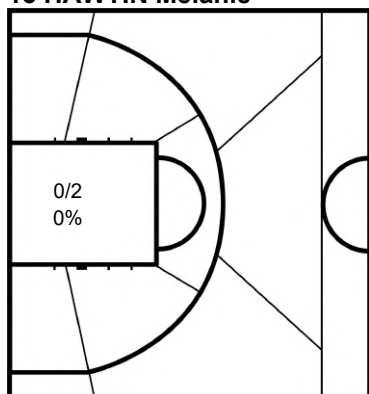
	M / A	%
Field Goals	50 / 114	44
2 Points	45 / 92	49
3 Points	5 / 22	23
Free Throws	33 / 49	67

#### 14 FASSI-FEHRI Sofia



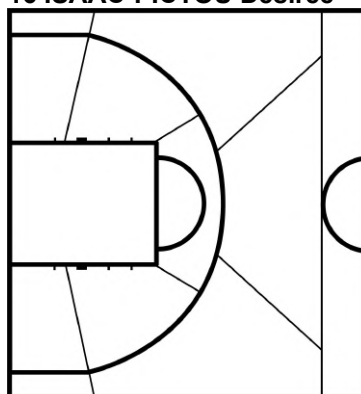
	M / A	%
Field Goals	0 / 1	0
2 Points	0 / 1	0
3 Points		
Free Throws		

#### 15 HAWTIN Melanie



	M / A	%
Field Goals	0 / 2	0
2 Points	0 / 2	0
3 Points		
Free Throws		

#### 16 ISAAC-PICTOU Desiree



	M / A	%
Field Goals		
2 Points		
3 Points		
Free Throws		

**Legend:**

%	Shooting Percentage	(C)	Captain	+/-	Plus-Minus	Agn.	Against	AS	Assists
BS	Blocked Shots	DR	Defensive Rebounds	FD	Fouls Drawn	GP	Games Played	M / A	Made / Attempts
MPG	Minutes Played per Game	No.	Uniform Number	OR	Offensive Rebounds	PF	Fouls	PPG	Points per Game
PTS	Points	ST	Steals	TO	Turnovers	TOT	Total Rebounds		



## Cumulative Statistics

Statistiques cumulées

### GBR - Great Britain

After 6 games

#### Player Totals

No.	Name	Sport Class	GP	Time Played	Field Goals		2 Points		3 Points		Free Throws		Rebounds			AS	TO	ST	BS	PF	FD	+/-	PTS
					M / A	%	M / A	%	M / A	%	M / A	%	OR	DR	TOT								
4	MOORE Charlotte	1.0	6	2:08:06	3/11	27	3/11	27			4/8	50	2	10	12	3	4	1		12	4	19	10
5	CARRIGILL Sophie (C)	1.0	6	2:15:00	3/13	23	3/13	23			1/2	50	5	12	17	10	3	1	2	16	2	9	7
7	FREEMAN Helen	4.0	1	4:32									2	2	1	1					1	4	
8	WILLIAMS Laurie	2.5	6	3:14:29	14/33	42	14/33	42			1/4	25	7	20	27	26	10	7	1	17	12	25	29
10	CONROY Amy	4.0	5	1:08:57	21/41	51	21/40	53	0/1	0	4/6	67	1	8	9	1	3	2	2	7	5	3	46
12	ROBINSON Lucy	4.5	6	1:13:11	28/44	64	28/44	64			3/10	30	5	11	16	6	6	2		10	7	25	59
14	HAIZELDEN Joy	2.5	6	3:31:15	15/48	31	15/48	31			5/14	36	8	15	23	46	6	4		9	26	21	35
15	LOVE Robyn	3.5	6	3:52:35	39/88	44	37/80	46	2/8	25	4/14	29	10	68	78	34	16	6	2	10	17	26	84
16	ATKIN Jade	4.5	6	1:53:53	30/57	53	30/57	53			6/17	35	3	19	22	3	6			11	15	0	66
17	MARTIN Maddie	3.0	4	26:17	0/2	0	0/2	0			1/4	25		2	2					1	3	-7	1
18	MORROW Katie	4.5	2	7:57	0/7	0	0/7	0						1	1							-1	
19	WAITE Jodie	1.0	2	3:48																1			1
Team / Coach													5	18	23		9						
<b>Totals</b>					153/344	44	151/335	45	2/9	22	29/79	37	46	186	232	130	64	24	7	94	92	25	337
<b>Opponents</b>					131/347	38	123/317	39	8/30	27	42/75	56	42	166	208	115	58	26	5	92	94	-25	312

#### Team Totals

	GBR	Opponents
Points from Turnovers	50	47
Points in the Paint	190 (95/197) 48%	142 (71/165) 43%
Second Chance Points	34	28
Fast Break Points	18	23
Bench Points	126	88

#### Player Averages

No.	Name	Sport Class	GP	MPG	Field Goals		2 Points		3 Points		Free Throws		Rebounds			AS	TO	ST	BS	PF	FD	+/-	PPG
					M / A	%	M / A	%	M / A	%	M / A	%	OR	DR	TOT								
4	MOORE Charlotte	1.0	6	21:21	0.5/1.8	27	0.5/1.8	27			0.7/1.3	50	0.3	1.7	2.0	0.5	0.7	0.2		2.0	0.7	3.2	1.7
5	CARRIGILL Sophie (C)	1.0	6	22:30	0.5/2.2	23	0.5/2.2	23			0.2/0.3	50	0.8	2.0	2.8	1.7	0.5	0.2	0.3	2.7	0.3	1.5	1.2
7	FREEMAN Helen	4.0	1	4:32									2.0	2.0	1.0	1.0	1.0				1.0	4.0	
8	WILLIAMS Laurie	2.5	6	32:24	2.3/5.5	42	2.3/5.5	42			0.2/0.7	25	1.2	3.3	4.5	4.3	1.7	1.2	0.2	2.8	2.0	4.2	4.8
10	CONROY Amy	4.0	5	13:47	4.2/8.2	51	4.2/8.0	53	0.0/0.2	0	0.8/1.2	67	0.2	1.6	1.8	0.2	0.6	0.4	0.4	1.4	1.0	0.6	9.2
12	ROBINSON Lucy	4.5	6	12:11	4.7/7.3	64	4.7/7.3	64			0.5/1.7	30	0.8	1.8	2.7	1.0	1.0	0.3		1.7	1.2	4.2	9.8
14	HAIZELDEN Joy	2.5	6	35:12	2.5/8.0	31	2.5/8.0	31			0.8/2.3	36	1.3	2.5	3.8	7.7	1.0	0.7		1.5	4.3	3.5	5.8
15	LOVE Robyn	3.5	6	38:45	6.5/14.7	44	6.2/13.3	46	0.3/1.3	25	0.7/2.3	29	1.7	11.3	13.0	5.7	2.7	1.0	0.3	1.7	2.8	4.3	14.0
16	ATKIN Jade	4.5	6	18:58	5.0/9.5	53	5.0/9.5	53			1.0/2.8	35	0.5	3.2	3.7	0.5	1.0			1.8	2.5	0.0	11.0
17	MARTIN Maddie	3.0	4	6:34	0.0/0.5	0	0.0/0.5	0			0.3/1.0	25		0.5	0.5					0.3	0.8	-1.8	0.3
18	MORROW Katie	4.5	2	3:58	0.0/3.5	0	0.0/3.5	0						0.5	0.5							-0.5	
19	WAITE Jodie	1.0	2	1:54																0.5		0.5	
Team / Coach													0.8	3.0	3.8		1.5						
<b>Totals</b>					25.5/57.3	44	25.2/55.8	45	0.3/1.5	22	4.8/13.2	37	7.7	31.0	38.7	21.7	10.7	4.0	1.2	15.7	15.3	4.2	56.2
<b>Opponents</b>					21.8/57.8	38	20.5/52.8	39	1.3/5.0	27	7.0/12.5	56	7.0	27.7	34.7	19.2	9.7	4.3	0.8	15.3	15.7	-4.2	52.0

#### Team Averages

	GBR	Opponents
Points from Turnovers	8.3	7.8
Points in the Paint	31.7	23.7
Second Chance Points	5.7	4.7
Fast Break Points	3.0	3.8
Bench Points	21.0	14.7



### Cumulative Statistics

Statistiques cumulées

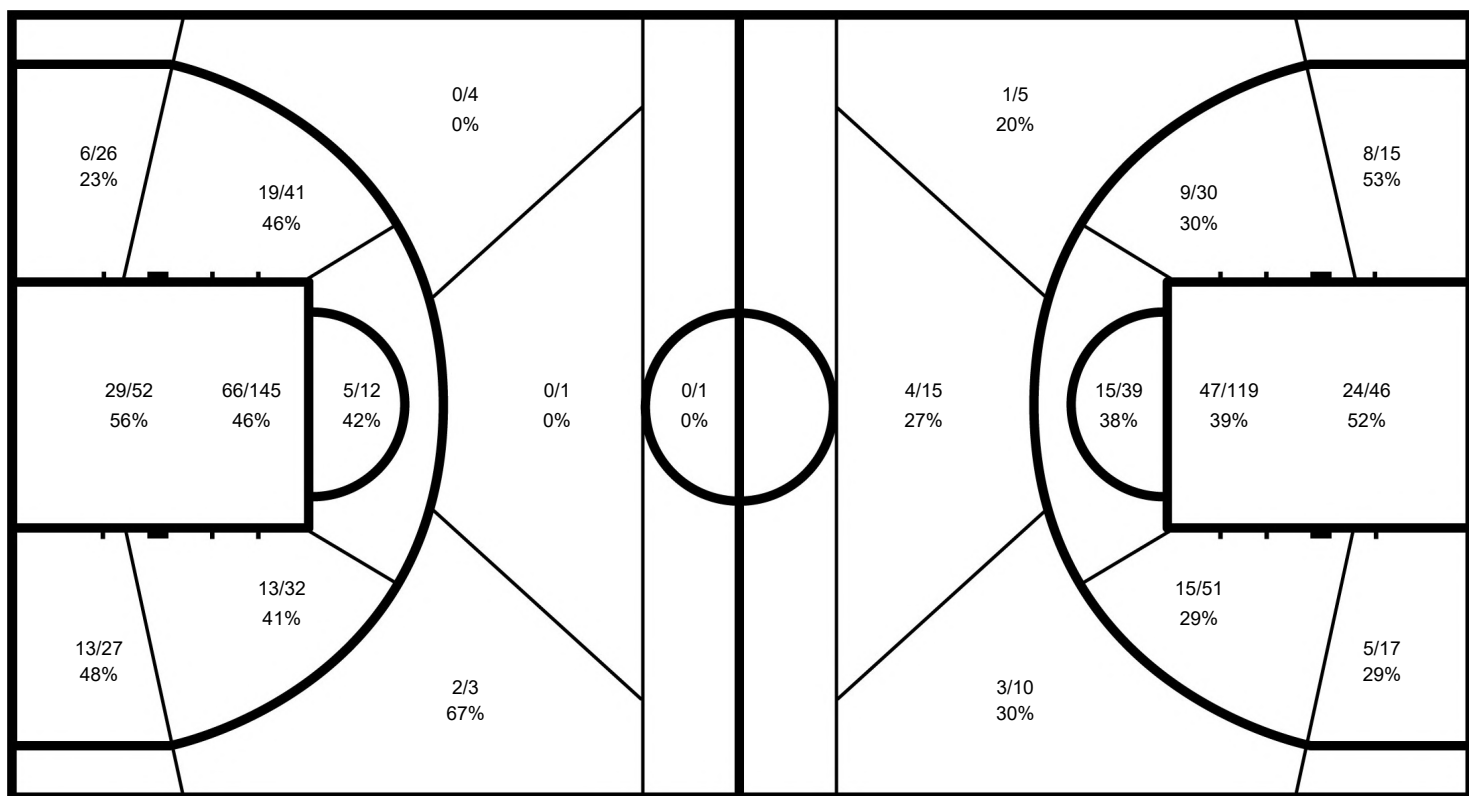
#### GBR - Great Britain

After 6 games

Phase	GBR Played	Score		Field Goals		2 Points		3 Points		Free Throws		Rebounds			AS	TO	ST	BS	PF	FD
				M / A	%	M / A	%	M / A	%	M / A	%	OR	DR	TOT						
Preliminary Round Group A	ESP	69-34	For	31/57	54	31/57	54			7/15	47	5	37	42	27	13	9		11	14
			Agn.	16/58	28	16/57	28	0/1	0	2/7	29	7	24	31	12	14	5		14	11
Preliminary Round Group A	CAN	54-63	For	25/58	43	25/57	44	0/1	0	4/15	27	8	32	40	23	12	1	1	23	19
			Agn.	21/58	36	18/53	34	3/5	60	18/26	69	7	29	36	16	7	6	1	19	23
Preliminary Round Group A	CHN	47-62	For	22/51	43	20/47	43	2/4	50	1/5	20	7	13	20	18	11	4	2	10	13
			Agn.	29/44	66	29/42	69	0/2	0	4/6	67	3	22	25	26	14	5		13	10
Quarterfinal	USA	52-59	For	25/57	44	25/53	47	0/4	0	2/12	17	3	33	36	21	8	1	1	17	13
			Agn.	26/62	42	26/61	43	0/1	0	7/13	54	6	34	40	26	6	2	4	13	17
Classification Qualifying 5-8	JPN	67-55	For	31/66	47	31/66	47			5/14	36	10	38	48	21	10	5	2	16	17
			Agn.	22/69	32	19/54	35	3/15	20	8/17	47	13	31	44	20	9	4		17	16
Playoff 5-6	GER	48-39	For	19/55	35	19/55	35			10/18	56	13	33	46	20	10	4	1	17	16
			Agn.	17/56	30	15/50	30	2/6	33	3/6	50	6	26	32	15	8	4		16	17

#### GBR - Great Britain

#### Opponents



#### GBR

	M / A	%
Field Goals	153 / 344	44
2 Points	151 / 335	45
3 Points	2 / 9	22
Free Throws	29 / 79	37

#### Opponents

%	M / A	
38	131 / 347	Field Goals
39	123 / 317	2 Points
27	8 / 30	3 Points
56	42 / 75	Free Throws



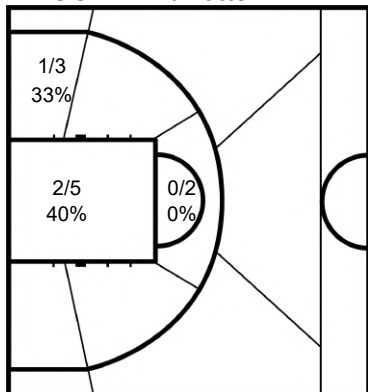
### Cumulative Statistics

Statistiques cumulées

GBR - Great Britain

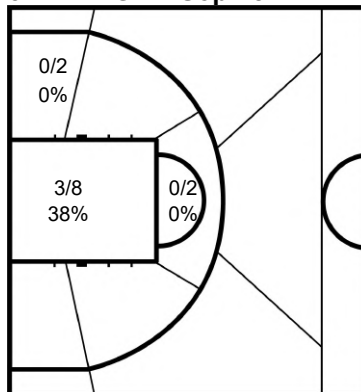
After 6 games

#### 4 MOORE Charlotte



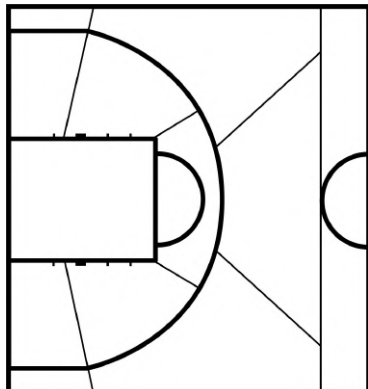
	M / A	%
Field Goals	3 / 11	27
2 Points	3 / 11	27
3 Points		
Free Throws	4 / 8	50

#### 5 CARRIGILL Sophie



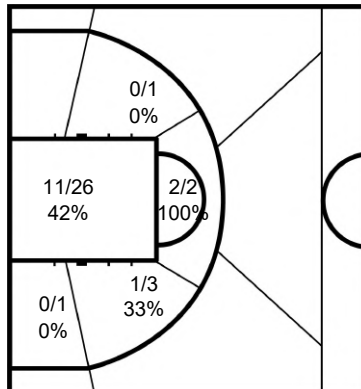
	M / A	%
Field Goals	3 / 13	23
2 Points	3 / 13	23
3 Points		
Free Throws	1 / 2	50

#### 7 FREEMAN Helen



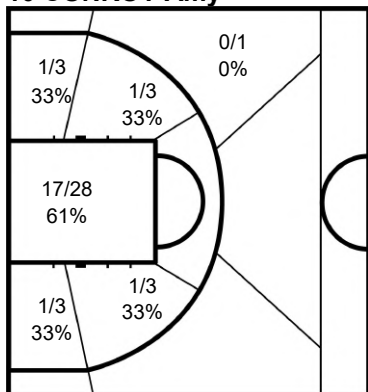
	M / A	%
Field Goals		
2 Points		
3 Points		
Free Throws		

#### 8 WILLIAMS Laurie



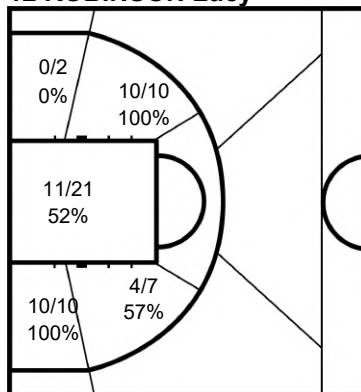
	M / A	%
Field Goals	14 / 33	42
2 Points	14 / 33	42
3 Points		
Free Throws	1 / 4	25

#### 10 CONROY Amy



	M / A	%
Field Goals	21 / 41	51
2 Points	21 / 40	53
3 Points	0 / 1	0
Free Throws	4 / 6	67

#### 12 ROBINSON Lucy



	M / A	%
Field Goals	28 / 44	64
2 Points	28 / 44	64
3 Points		
Free Throws	3 / 10	30



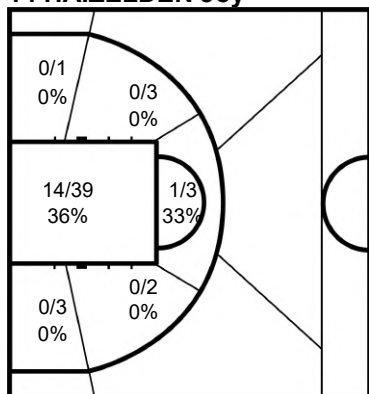
### Cumulative Statistics

Statistiques cumulées

**GBR - Great Britain**

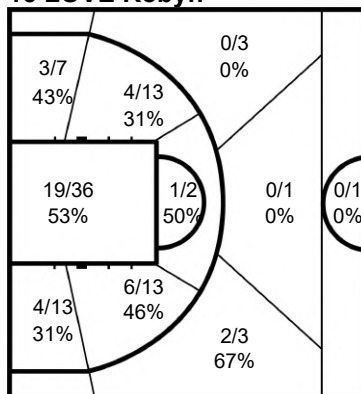
After 6 games

#### 14 HAIZELDEN Joy



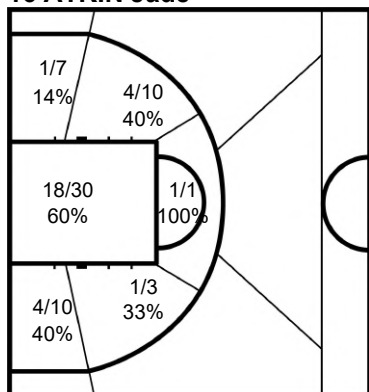
	M / A	%
<b>Field Goals</b>	15 / 48	31
<b>2 Points</b>	15 / 48	31
<b>3 Points</b>		
<b>Free Throws</b>	5 / 14	36

#### 15 LOVE Robyn



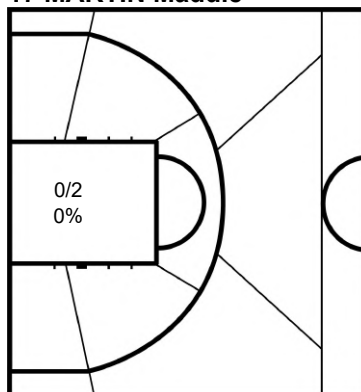
	M / A	%
<b>Field Goals</b>	39 / 88	44
<b>2 Points</b>	37 / 80	46
<b>3 Points</b>	2 / 8	25
<b>Free Throws</b>	4 / 14	29

#### 16 ATKIN Jade



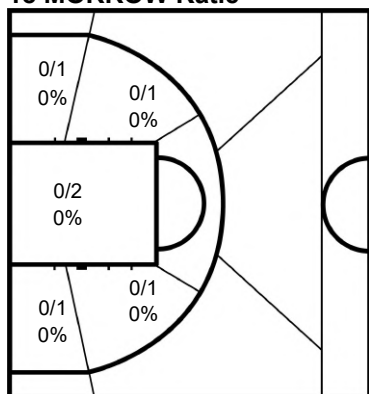
	M / A	%
<b>Field Goals</b>	30 / 57	53
<b>2 Points</b>	30 / 57	53
<b>3 Points</b>		
<b>Free Throws</b>	6 / 17	35

#### 17 MARTIN Maddie



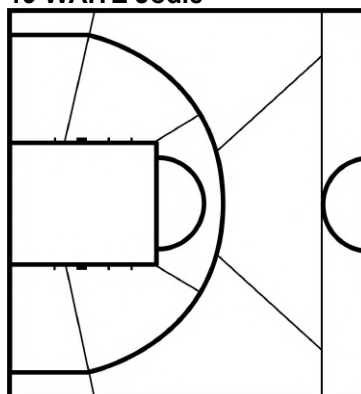
	M / A	%
<b>Field Goals</b>	0 / 2	0
<b>2 Points</b>	0 / 2	0
<b>3 Points</b>		
<b>Free Throws</b>	1 / 4	25

#### 18 MORROW Katie



	M / A	%
<b>Field Goals</b>	0 / 7	0
<b>2 Points</b>	0 / 7	0
<b>3 Points</b>		
<b>Free Throws</b>		

#### 19 WAITE Jodie



	M / A	%
<b>Field Goals</b>		
<b>2 Points</b>		
<b>3 Points</b>		
<b>Free Throws</b>		

**Legend:**

%	Shooting Percentage	(C)	Captain	+/-	Plus-Minus	Agn.	Against	AS	Assists
BS	Blocked Shots	DR	Defensive Rebounds	FD	Fouls Drawn	GP	Games Played	M / A	Made / Attempts
MPG	Minutes Played per Game	No.	Uniform Number	OR	Offensive Rebounds	PF	Fouls	PPG	Points per Game
PTS	Points	ST	Steals	TO	Turnovers	TOT	Total Rebounds		



## Cumulative Statistics

Statistiques cumulées

**GER - Germany**

After 6 games

### Player Totals

No.	Name	Sport Class	GP	Time Played	Field Goals		2 Points		3 Points		Free Throws		Rebounds			AS	TO	ST	BS	PF	FD	+/-	PTS	
					M / A	%	M / A	%	M / A	%	M / A	%	OR	DR	TOT									
4	MILLER Mareike (C)	4.5	6	3:56:37	56/131	43	56/125	45	0/6	0	19/35	54	15	50	65	54	19	9		16	38	-58	131	
5	ERNI Svenja	3.5	1	2:28										2	2					1		-2		
6	WEISS Catharina	1.0	6	3:06:25	6/24	25	6/24	25			6/10	60	7	12	19	3	7	3		9	11	-61	18	
7	PATZWALD Anne	1.0	6	3:28:02	11/23	48	11/23	48			4/6	67	9	21	30	8	5	2		13	11	-54	26	
8	ERSKINE Vanessa	1.0	1	2:13																		-7		
9	FANARIOTIS Amanda	4.5	6	27:21	3/11	27	3/11	27			0/2	0		6	6		7			4	2	-12	6	
10	BERGENTHAL Lisa	3.5	6	1:02:40	12/29	41	11/26	42	1/3	33	0/2	0	3	9	12	9	7	2		9	6	-10	25	
11	LINDHOLM Maya	2.5	6	1:29:20	5/16	31	5/16	31					1	5	6	6	2	3		2	1	-16	10	
12	PASSIWAN Nathalie	4.5	6	2:26:58	21/53	40	20/51	39	1/2	50	5/9	56	4	43	47	16	5	2		13	11	-38	48	
13	MAYER Svenja	2.5	6	3:18:10	17/61	28	17/60	28	0/1	0	0/2	0	3	14	17	11	13			14	5	-34	34	
14	SELLAK Lilly	3.5	4	14:43	1/3	33	1/3	33						3	3	1					1	-4	2	
15	KIER Marie	1.0	4	25:03	1/1	100	1/1	100						1	1	1	1			2		6	2	
Team / Coach																								
<b>Totals</b>					133/352	38	131/340	39	2/12	17	34/66	52	49	182	231	109	75	21			83	86	-58	302
<b>Opponents</b>					151/368	41	141/326	43	10/42	24	48/86	56	46	184	230	128	48	29	8		86	83	58	360

### Team Totals

	GER	Opponents
Points from Turnovers	38	81
Points in the Paint	168 (84/175) 48%	166 (83/155) 54%
Second Chance Points	53	36
Fast Break Points	18	42
Bench Points	45	154

### Player Averages

No.	Name	Sport Class	GP	MPG	Field Goals		2 Points		3 Points		Free Throws		Rebounds			AS	TO	ST	BS	PF	FD	+/-	PPG	
					M / A	%	M / A	%	M / A	%	M / A	%	OR	DR	TOT									
4	MILLER Mareike (C)	4.5	6	39:26	9.3/21.8	43	9.3/20.8	45	0.0/1.0	0	3.2/5.8	54	2.5	8.3	10.8	9.0	3.2	1.5		2.7	6.3	-9.7	21.8	
5	ERNI Svenja	3.5	1	2:28										2.0	2.0					1.0		-2.0		
6	WEISS Catharina	1.0	6	31:04	1.0/4.0	25	1.0/4.0	25			1.0/1.7	60	1.2	2.0	3.2	0.5	1.2	0.5		1.5	1.8	-10.2	3.0	
7	PATZWALD Anne	1.0	6	34:40	1.8/3.8	48	1.8/3.8	48			0.7/1.0	67	1.5	3.5	5.0	1.3	0.8	0.3		2.2	1.8	-9.0	4.3	
8	ERSKINE Vanessa	1.0	1	2:13																		-7.0		
9	FANARIOTIS Amanda	4.5	6	4:33	0.5/1.8	27	0.5/1.8	27			0.0/0.3	0		1.0	1.0		1.2			0.7	0.3	-2.0	1.0	
10	BERGENTHAL Lisa	3.5	6	10:26	2.0/4.8	41	1.8/4.3	42	0.2/0.5	33	0.0/0.3	0	0.5	1.5	2.0	1.5	1.2	0.3		1.5	1.0	-1.7	4.2	
11	LINDHOLM Maya	2.5	6	14:53	0.8/2.7	31	0.8/2.7	31					0.2	0.8	1.0	1.0	0.3	0.5		0.3	0.2	-2.7	1.7	
12	PASSIWAN Nathalie	4.5	6	24:29	3.5/8.8	40	3.3/8.5	39	0.2/0.3	50	0.8/1.5	56	0.7	7.2	7.8	2.7	0.8	0.3		2.2	1.8	-6.3	8.0	
13	MAYER Svenja	2.5	6	33:01	2.8/10.2	28	2.8/10.0	28	0.0/0.2	0	0.0/0.3	0	0.5	2.3	2.8	1.8	2.2			2.3	0.8	-5.7	5.7	
14	SELLAK Lilly	3.5	4	3:40	0.3/0.8	33	0.3/0.8	33						0.8	0.8	0.3					0.3	-1.0	0.5	
15	KIER Marie	1.0	4	6:15	0.3/0.3	100	0.3/0.3	100						0.3	0.3	0.3	0.3			0.5		1.5	0.5	
Team / Coach																								
<b>Totals</b>					22.2/58.7	38	21.8/56.7	39	0.3/2.0	17	5.7/11.0	52	8.2	30.3	38.5	18.2	12.5	3.5			13.8	14.3	-9.7	50.3
<b>Opponents</b>					25.2/61.3	41	23.5/54.3	43	1.7/7.0	24	8.0/14.3	56	7.7	30.7	38.3	21.3	8.0	4.8	1.3		14.3	13.8	9.7	60.0

### Team Averages

	GER	Opponents
Points from Turnovers	6.3	13.5
Points in the Paint	28.0	27.7
Second Chance Points	8.8	6.0
Fast Break Points	3.0	7.0
Bench Points	7.5	25.7



### Cumulative Statistics

Statistiques cumulées

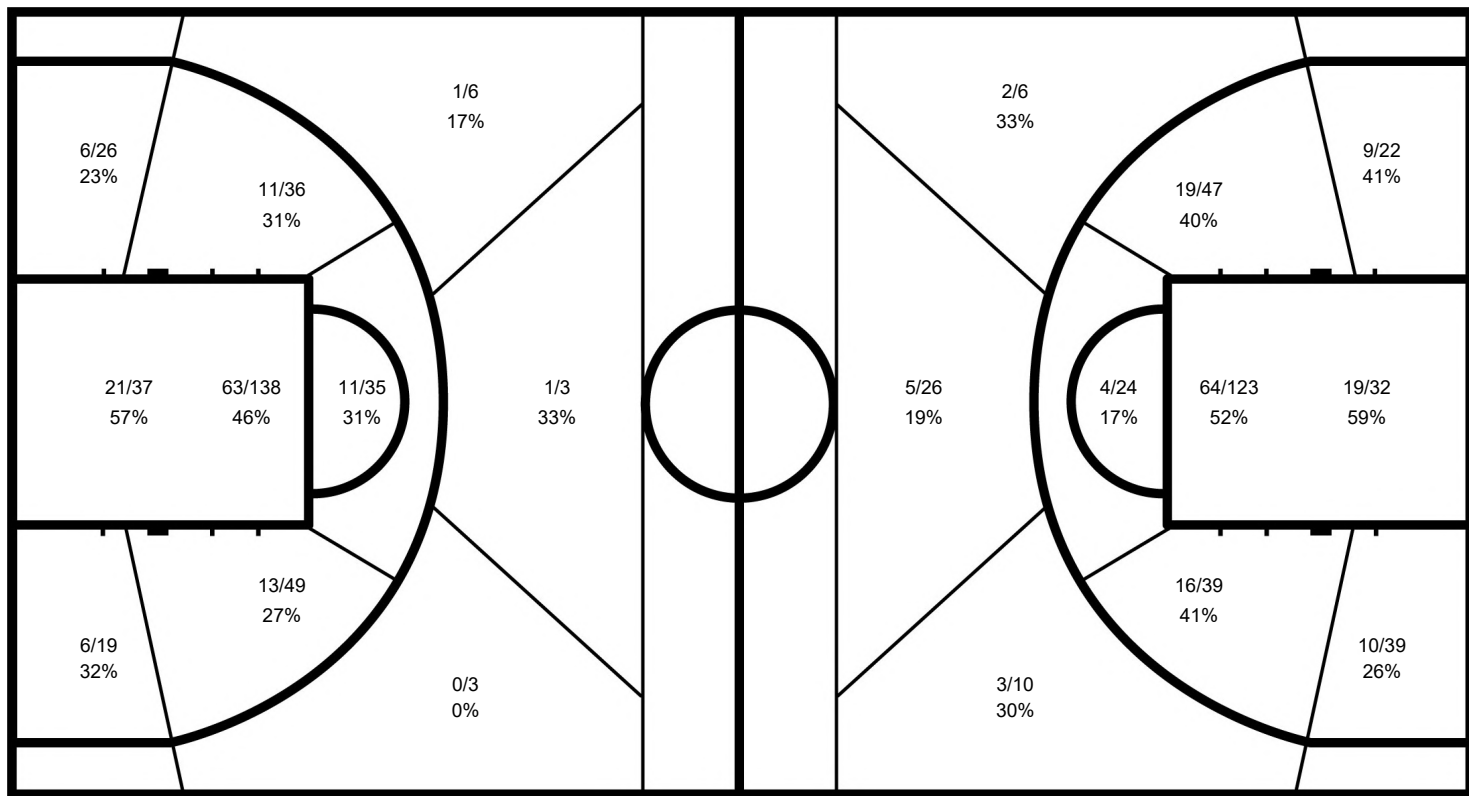
#### GER - Germany

After 6 games

Phase	GER Played	Score		Field Goals		2 Points		3 Points		Free Throws		Rebounds			AS	TO	ST	BS	PF	FD
				M / A	%	M / A	%	M / A	%	M / A	%	OR	DR	TOT						
Preliminary Round Group B	USA	44-73	For	21/57	37	21/55	38	0/2	0	2/8	25	4	29	33	14	10	1		11	12
			Agn.	34/65	52	33/62	53	1/3	33	4/10	40	5	36	41	30	4	1	2	12	11
Preliminary Round Group B	JPN	67-55	For	30/68	44	30/67	45	0/1	0	7/18	39	14	38	52	23	17	4		13	19
			Agn.	21/68	31	16/47	34	5/21	24	8/12	67	8	29	37	18	12	6		19	13
Preliminary Round Group B	NED	48-68	For	19/52	37	19/51	37	0/1	0	10/13	77	6	31	37	19	15	2		17	11
			Agn.	30/69	43	30/65	46	0/4	0	8/17	47	10	29	39	26	5	6	2	11	17
Quarterfinal	CAN	53-71	For	24/62	39	24/61	39	0/1	0	5/8	63	12	28	40	22	15	4		15	12
			Agn.	27/58	47	24/49	49	3/9	33	14/22	64	6	26	32	17	6	10	1	12	15
Classification Qualifying 5-8	ESP	51-45	For	22/57	39	22/56	39	0/1	0	7/13	54	7	30	37	16	10	6		11	15
			Agn.	20/53	38	19/48	40	1/5	20	4/7	57	4	31	35	17	11	2	2	15	11
Playoff 5-6	GBR	39-48	For	17/56	30	15/50	30	2/6	33	3/6	50	6	26	32	15	8	4		16	17
			Agn.	19/55	35	19/55	35			10/18	56	13	33	46	20	10	4	1	17	16

#### GER - Germany

#### Opponents



#### GER

	M / A	%
Field Goals	133 / 352	38
2 Points	131 / 340	39
3 Points	2 / 12	17
Free Throws	34 / 66	52

#### Opponents

%	M / A	
41	151 / 368	Field Goals
43	141 / 326	2 Points
24	10 / 42	3 Points
56	48 / 86	Free Throws



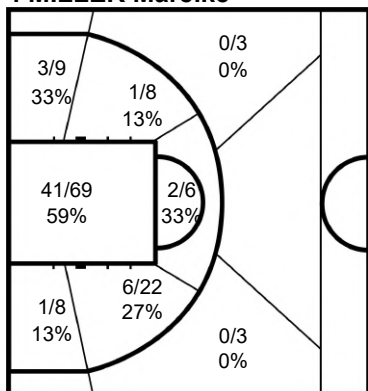
## Cumulative Statistics

Statistiques cumulées

**GER - Germany**

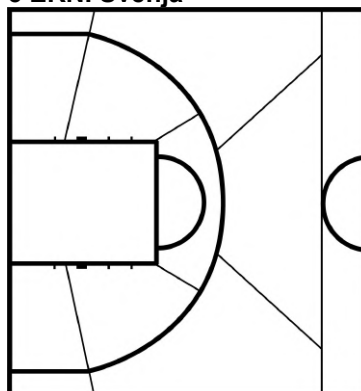
After 6 games

### 4 MILLER Mareike



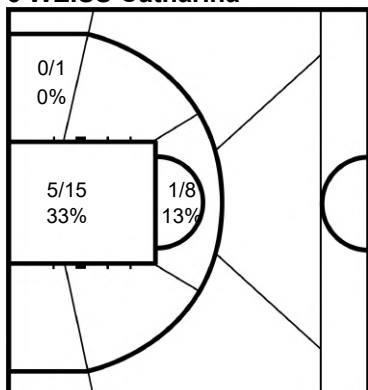
	M / A	%
Field Goals	56 / 131	43
2 Points	56 / 125	45
3 Points	0 / 6	0
Free Throws	19 / 35	54

### 5 ERNI Svenja



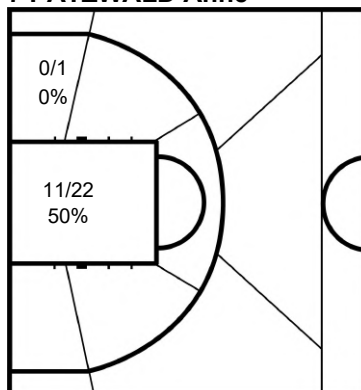
	M / A	%
Field Goals		
2 Points		
3 Points		
Free Throws		

### 6 WEISS Catharina



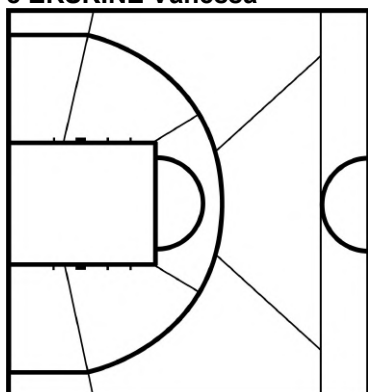
	M / A	%
Field Goals	6 / 24	25
2 Points	6 / 24	25
3 Points		
Free Throws	6 / 10	60

### 7 PATZWALD Anne



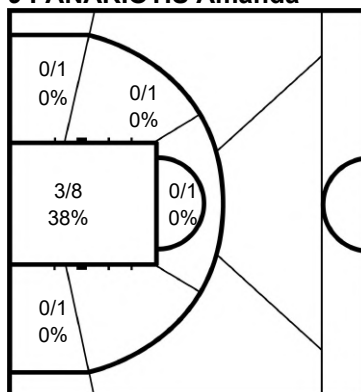
	M / A	%
Field Goals	11 / 23	48
2 Points	11 / 23	48
3 Points		
Free Throws	4 / 6	67

### 8 ERSKINE Vanessa



	M / A	%
Field Goals		
2 Points		
3 Points		
Free Throws		

### 9 FANARIOTIS Amanda



	M / A	%
Field Goals	3 / 11	27
2 Points	3 / 11	27
3 Points		
Free Throws	0 / 2	0





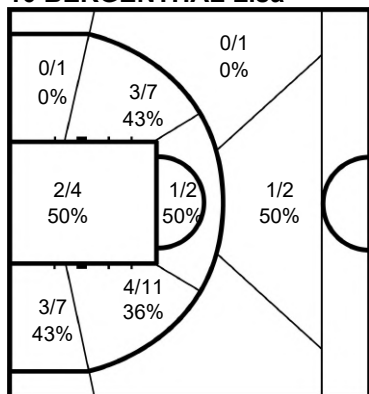
### Cumulative Statistics

Statistiques cumulées

**GER - Germany**

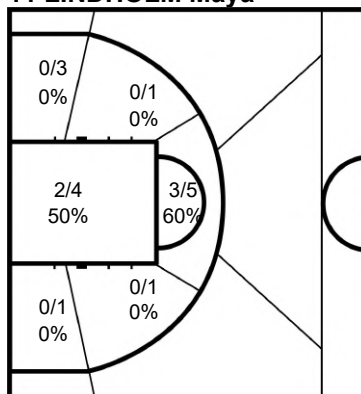
After 6 games

#### 10 BERGENTHAL Lisa



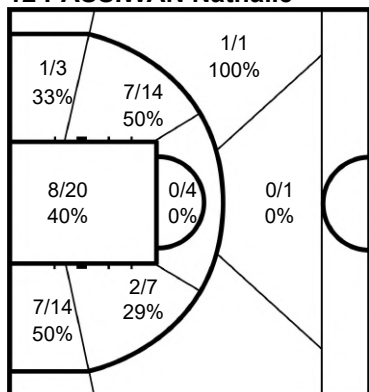
	M / A	%
<b>Field Goals</b>	12 / 29	41
<b>2 Points</b>	11 / 26	42
<b>3 Points</b>	1 / 3	33
<b>Free Throws</b>	0 / 2	0

#### 11 LINDHOLM Maya



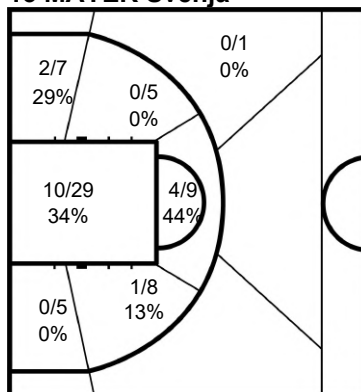
	M / A	%
<b>Field Goals</b>	5 / 16	31
<b>2 Points</b>	5 / 16	31
<b>3 Points</b>		
<b>Free Throws</b>		

#### 12 PASSIWAN Nathalie



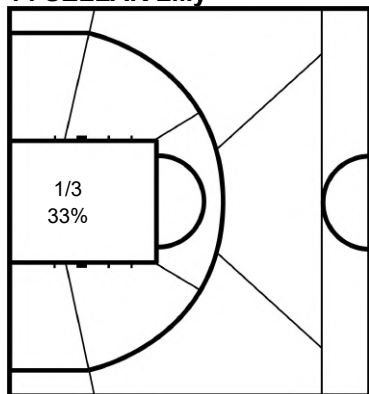
	M / A	%
<b>Field Goals</b>	21 / 53	40
<b>2 Points</b>	20 / 51	39
<b>3 Points</b>	1 / 2	50
<b>Free Throws</b>	5 / 9	56

#### 13 MAYER Svenja



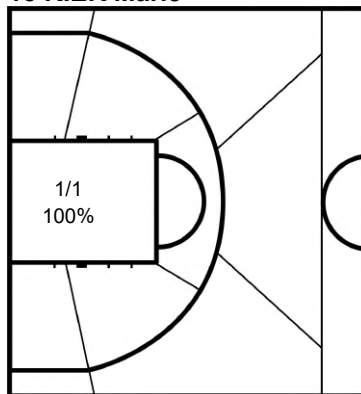
	M / A	%
<b>Field Goals</b>	17 / 61	28
<b>2 Points</b>	17 / 60	28
<b>3 Points</b>	0 / 1	0
<b>Free Throws</b>	0 / 2	0

#### 14 SELLAK Lilly



	M / A	%
<b>Field Goals</b>	1 / 3	33
<b>2 Points</b>	1 / 3	33
<b>3 Points</b>		
<b>Free Throws</b>		

#### 15 KIER Marie



	M / A	%
<b>Field Goals</b>	1 / 1	100
<b>2 Points</b>	1 / 1	100
<b>3 Points</b>		
<b>Free Throws</b>		

**Legend:**

%	Shooting Percentage	(C)	Captain	+/-	Plus-Minus	Agn.	Against	AS	Assists
BS	Blocked Shots	DR	Defensive Rebounds	FD	Fouls Drawn	GP	Games Played	M / A	Made / Attempts
MPG	Minutes Played per Game	No.	Uniform Number	OR	Offensive Rebounds	PF	Fouls	PPG	Points per Game
PTS	Points	ST	Steals	TO	Turnovers	TOT	Total Rebounds		



## Cumulative Statistics

Statistiques cumulées

**JPN - Japan**

After 6 games

### Player Totals

No.	Name	Sport Class	GP	Time Played	Field Goals		2 Points		3 Points		Free Throws		Rebounds			AS	TO	ST	BS	PF	FD	+/-	PTS
					M / A	%	M / A	%	M / A	%	M / A	%	OR	DR	TOT								
2	ZAIMA Izumi	1.0	6	3:16:59	3/8	38	3/8	38					5	11	16	2	1			5	1	-41	6
4	YANAGIMOTO Amane	2.5	6	2:53:46	26/87	30	20/53	38	6/34	18	10/21	48	4	15	19	32	25	4		14	19	-50	68
5	KOJIMA Ruri	2.5	3	10:48	2/7	29	2/7	29						1	1	1				1		-12	4
6	EGUCHI Yuri	2.5	3	13:13	2/7	29	2/7	29			0/2	0		2	2		2				1	-10	4
7	TSUCHIDA Mayumi	4.0	6	1:15:24	20/46	43	20/46	43			5/7	71	4	16	20	5	6	1		4	8	-31	45
9	NISHIMURA Aoi	1.5	4	14:00																		-11	
10	HAGINO Mayo	1.5	6	3:45:11	9/28	32	8/24	33	1/4	25	2/2	100	3	9	12	16	5	2		15	7	-70	21
11	OTSU Miho	2.5	3	6:01																		-8	
12	ISHIKAWA Yui	1.0	5	30:15	0/3	0	0/3	0						2	2		1	1				-24	
14	SHIMIZU Chinami	3.0	6	1:03:14	3/6	50	3/6	50			5/8	63	2	6	8		1			8	5	-38	11
15	AMIMOTO Mari	4.5	6	3:41:25	38/82	46	37/71	52	1/11	9	12/16	75	10	54	64	39	17	10		13	23	-64	89
18	KITADA Chihiro (C)	4.5	6	2:49:44	29/98	30	24/76	32	5/22	23	7/14	50	10	44	54	16	10	6	1	13	11	-51	70
Team / Coach																							
<b>Totals</b>					132/372	35	119/301	40	13/71	18	41/70	59	43	171	214	111	75	24	1	73	75	-82	318
<b>Opponents</b>					186/400	47	183/381	48	3/19	16	25/56	45	57	208	265	144	72	38	8	76	74	82	400

### Team Totals

	JPN	Opponents
Points from Turnovers	66	67
Points in the Paint	104 (52/115) 45%	256 (128/227) 56%
Second Chance Points	41	45
Fast Break Points	33	30
Bench Points	85	103

### Player Averages

No.	Name	Sport Class	GP	MPG	Field Goals		2 Points		3 Points		Free Throws		Rebounds			AS	TO	ST	BS	PF	FD	+/-	PPG
					M / A	%	M / A	%	M / A	%	M / A	%	OR	DR	TOT								
2	ZAIMA Izumi	1.0	6	32:49	0.5/1.3	38	0.5/1.3	38					0.8	1.8	2.7	0.3	0.2			0.8	0.2	-6.8	1.0
4	YANAGIMOTO Amane	2.5	6	28:57	4.3/14.5	30	3.3/8.8	38	1.0/5.7	18	1.7/3.5	48	0.7	2.5	3.2	5.3	4.2	0.7		2.3	3.2	-8.3	11.3
5	KOJIMA Ruri	2.5	3	3:36	0.7/2.3	29	0.7/2.3	29					0.3	0.3	0.3					0.3		-4.0	1.3
6	EGUCHI Yuri	2.5	3	4:24	0.7/2.3	29	0.7/2.3	29			0.0/0.7	0		0.7	0.7		0.7				0.3	-3.3	1.3
7	TSUCHIDA Mayumi	4.0	6	12:34	3.3/7.7	43	3.3/7.7	43			0.8/1.2	71	0.7	2.7	3.3	0.8	1.0	0.2		0.7	1.3	-5.2	7.5
9	NISHIMURA Aoi	1.5	4	3:30																		-2.8	
10	HAGINO Mayo	1.5	6	37:31	1.5/4.7	32	1.3/4.0	33	0.2/0.7	25	0.3/0.3	100	0.5	1.5	2.0	2.7	0.8	0.3		2.5	1.2	-11.7	3.5
11	OTSU Miho	2.5	3	2:00																		-2.7	
12	ISHIKAWA Yui	1.0	5	6:03	0.0/0.6	0	0.0/0.6	0						0.4	0.4		0.2	0.2				-4.8	
14	SHIMIZU Chinami	3.0	6	10:32	0.5/1.0	50	0.5/1.0	50			0.8/1.3	63	0.3	1.0	1.3		0.2			1.3	0.8	-6.3	1.8
15	AMIMOTO Mari	4.5	6	36:54	6.3/13.7	46	6.2/11.8	52	0.2/1.8	9	2.0/2.7	75	1.7	9.0	10.7	6.5	2.8	1.7		2.2	3.8	-10.7	14.8
18	KITADA Chihiro (C)	4.5	6	28:17	4.8/16.3	30	4.0/12.7	32	0.8/3.7	23	1.2/2.3	50	1.7	7.3	9.0	2.7	1.7	1.0	0.2	2.2	1.8	-8.5	11.7
Team / Coach																							
<b>Totals</b>					22.0/62.0	35	19.8/50.2	40	2.2/11.8	18	6.8/11.7	59	7.2	28.5	35.7	18.5	12.5	4.0	0.2	12.2	12.5	-13.7	53.0
<b>Opponents</b>					31.0/66.7	47	30.5/63.5	48	0.5/3.2	16	4.2/9.3	45	9.5	34.7	44.2	24.0	12.0	6.3	1.3	12.7	12.3	13.7	66.7

### Team Averages

	JPN	Opponents
Points from Turnovers	11.0	11.2
Points in the Paint	17.3	42.7
Second Chance Points	6.8	7.5
Fast Break Points	5.5	5.0
Bench Points	14.2	17.2



### Cumulative Statistics

Statistiques cumulées

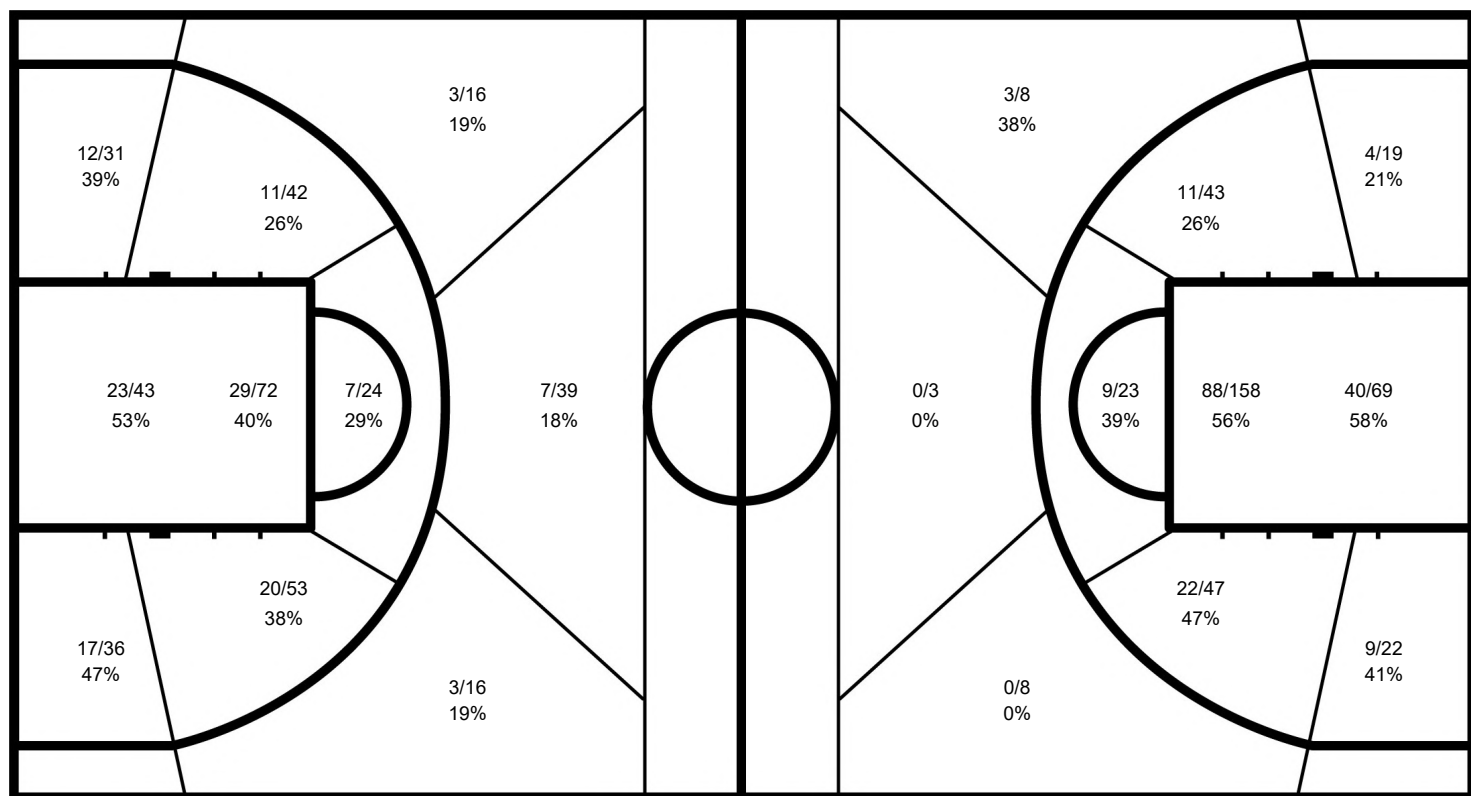
#### JPN - Japan

After 6 games

Phase	JPN Played	Score		Field Goals		2 Points		3 Points		Free Throws		Rebounds			AS	TO	ST	BS	PF	FD
				M / A	%	M / A	%	M / A	%	M / A	%	OR	DR	TOT						
Preliminary Round Group B	NED	34-87	For	15/64	23	13/55	24	2/9	22	2/6	33	7	25	32	12	10	3		9	6
			Agn.	41/75	55	40/74	54	1/1	100	4/6	67	10	44	54	31	4	7	2	6	10
Preliminary Round Group B	GER	55-67	For	21/68	31	16/47	34	5/21	24	8/12	67	8	29	37	18	12	6		19	13
			Agn.	30/68	44	30/67	45	0/1	0	7/18	39	14	38	52	23	17	4		13	19
Preliminary Round Group B	USA	52-62	For	22/56	39	21/44	48	1/12	8	7/11	64	5	34	39	17	17	1		4	10
			Agn.	30/69	43	29/68	43	1/1	100	1/4	25	6	30	36	25	6	9	1	10	4
Quarterfinal	CHN	50-62	For	20/52	38	19/42	45	1/10	10	9/15	60	3	28	31	17	19	3	1	13	15
			Agn.	29/66	44	29/58	50	0/8	0	4/7	57	10	32	42	24	16	9		16	13
Classification Qualifying 5-8	GBR	55-67	For	22/69	32	19/54	35	3/15	20	8/17	47	13	31	44	20	9	4		17	16
			Agn.	31/66	47	31/66	47			5/14	36	10	38	48	21	10	5	2	16	17
Playoff 7-8	ESP	72-55	For	32/63	51	31/59	53	1/4	25	7/9	78	7	24	31	27	8	7		11	15
			Agn.	25/56	45	24/48	50	1/8	13	4/7	57	7	26	33	20	19	4	3	15	11

#### JPN - Japan

#### Opponents



#### JPN

	M / A	%
Field Goals	132 / 372	35
2 Points	119 / 301	40
3 Points	13 / 71	18
Free Throws	41 / 70	59

#### Opponents

%	M / A	
47	186 / 400	Field Goals
48	183 / 381	2 Points
16	3 / 19	3 Points
45	25 / 56	Free Throws



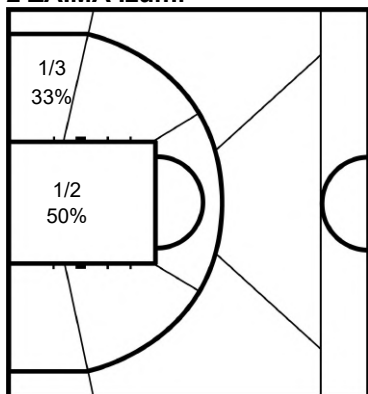
## Cumulative Statistics

Statistiques cumulées

JPN - Japan

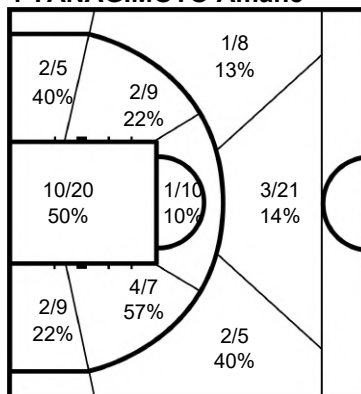
After 6 games

### 2 ZAIMA Izumi



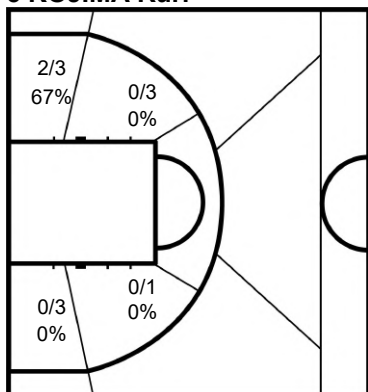
	M / A	%
Field Goals	3 / 8	38
2 Points	3 / 8	38
3 Points		
Free Throws		

### 4 YANAGIMOTO Amane



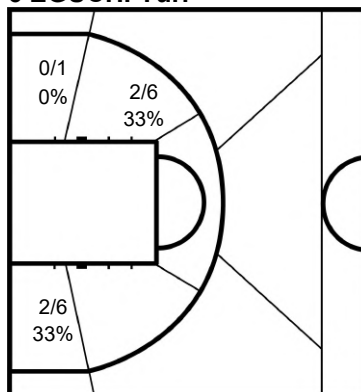
	M / A	%
Field Goals	26 / 87	30
2 Points	20 / 53	38
3 Points	6 / 34	18
Free Throws	10 / 21	48

### 5 KOJIMA Ruri



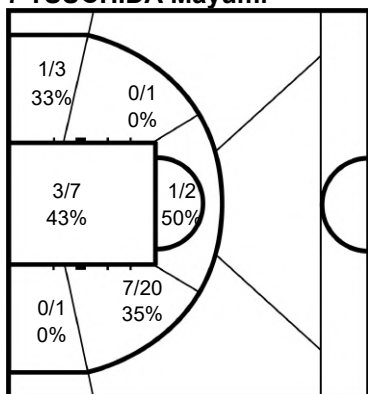
	M / A	%
Field Goals	2 / 7	29
2 Points	2 / 7	29
3 Points		
Free Throws		

### 6 EGUCHI Yuri



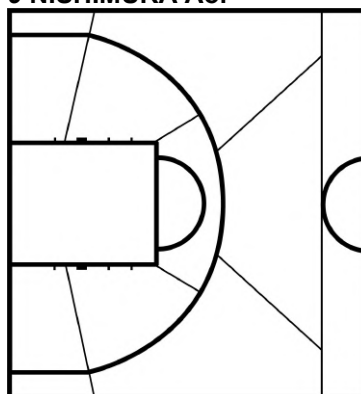
	M / A	%
Field Goals	2 / 7	29
2 Points	2 / 7	29
3 Points		
Free Throws	0 / 2	0

### 7 TSUCHIDA Mayumi



	M / A	%
Field Goals	20 / 46	43
2 Points	20 / 46	43
3 Points		
Free Throws	5 / 7	71

### 9 NISHIMURA Aoi



	M / A	%
Field Goals		
2 Points		
3 Points		
Free Throws		



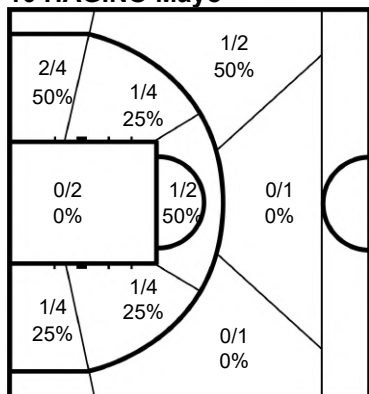
## Cumulative Statistics

Statistiques cumulées

**JPN - Japan**

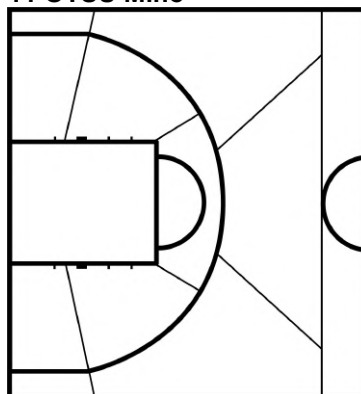
After 6 games

### 10 HAGINO Mayo



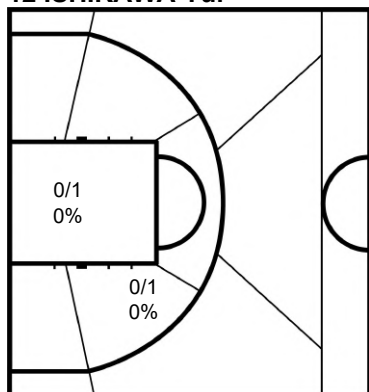
	M / A	%
<b>Field Goals</b>	9 / 28	32
<b>2 Points</b>	8 / 24	33
<b>3 Points</b>	1 / 4	25
<b>Free Throws</b>	2 / 2	100

### 11 OTSU Miho



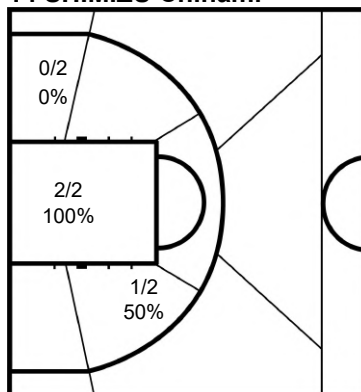
	M / A	%
<b>Field Goals</b>		
<b>2 Points</b>		
<b>3 Points</b>		
<b>Free Throws</b>		

### 12 ISHIKAWA Yui



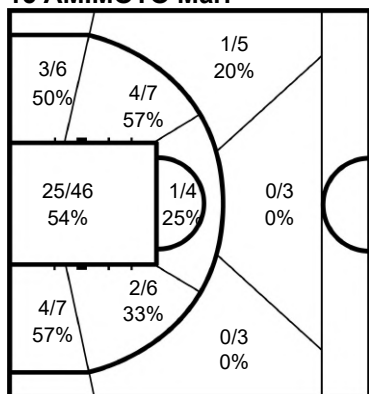
	M / A	%
<b>Field Goals</b>	0 / 3	0
<b>2 Points</b>	0 / 3	0
<b>3 Points</b>		
<b>Free Throws</b>		

### 14 SHIMIZU Chinami



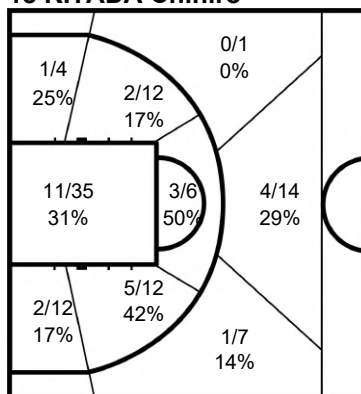
	M / A	%
<b>Field Goals</b>	3 / 6	50
<b>2 Points</b>	3 / 6	50
<b>3 Points</b>		
<b>Free Throws</b>	5 / 8	63

### 15 AMIMOTO Mari



	M / A	%
<b>Field Goals</b>	38 / 82	46
<b>2 Points</b>	37 / 71	52
<b>3 Points</b>	1 / 11	9
<b>Free Throws</b>	12 / 16	75

### 18 KITADA Chihiro



	M / A	%
<b>Field Goals</b>	29 / 98	30
<b>2 Points</b>	24 / 76	32
<b>3 Points</b>	5 / 22	23
<b>Free Throws</b>	7 / 14	50

#### Legend:

%	Shooting Percentage	(C)	Captain	+/-	Plus-Minus	Agn.	Against	AS	Assists
BS	Blocked Shots	DR	Defensive Rebounds	FD	Fouls Drawn	GP	Games Played	M / A	Made / Attempts
MPG	Minutes Played per Game	No.	Uniform Number	OR	Offensive Rebounds	PF	Fouls	PPG	Points per Game
PTS	Points	ST	Steals	TO	Turnovers	TOT	Total Rebounds		



## Cumulative Statistics

Statistiques cumulées

**ESP - Spain**

After 6 games

### Player Totals

No.	Name	Sport Class	GP	Time Played	Field Goals		2 Points		3 Points		Free Throws		Rebounds			AS	TO	ST	BS	PF	FD	+/-	PTS	
					M / A	%	M / A	%	M / A	%	M / A	%	OR	DR	TOT									
4	ORTEGA Lourdes	1.0	6	3:18:06	11/27	41	11/26	42	0/1	0	1/2	50	6	16	22	5	11	3		12	3	-116	23	
6	RUIZ Sonia (C)	2.5	6	2:28:25	6/18	33	6/18	33					5	8	13	25	10	2		14	4	-95	12	
8	ZUDAIRE Beatriz	3.0	6	3:44:01	32/86	37	32/85	38	0/1	0	5/8	63	3	32	35	42	24	7		16	19	-124	69	
9	REVUELTA Sara	1.0	6	2:24:51	6/21	29	6/21	29					1	11	12	2	1	1		6	2	-64	12	
11	PEREZ Virginia	4.0	6	2:09:18	27/80	34	21/58	36	6/22	27	2/5	40	6	27	33	7	16	1	4	6	6	-60	62	
13	VILARINO Victoria	4.0	6	1:14:00	9/27	33	9/27	33			2/4	50	3	9	12	5	7	4		8	6	-26	20	
14	UGARTE Laura	1.5	1	4:37									1		1		1						-3	
16	RAMOS Sindy	3.0	0																					
21	HERAS Maria	3.5	0																					
28	RODRIGUEZ Naiara	3.0	4	56:49	5/13	38	5/13	38					3	4	7	2	4			5	1	-30	10	
51	EGILUZ Agurtzane	3.0	6	1:15:37	5/10	50	5/10	50			2/7	29	1	9	10	2	2	1		9	5	-55	12	
55	LOPEZ Isabel	4.5	6	2:24:16	20/41	49	20/41	49			4/8	50	3	24	27	7	12	3	2	14	12	-97	44	
Team / Coach																								
<b>Totals</b>					121/323	37	115/299	38	6/24	25	16/34	47	36	151	187	97	105	22	6	90	58	-134	264	
<b>Opponents</b>					171/359	48	164/340	48	7/19	37	49/84	58	50	169	219	142	62	47	5	58	90	134	398	

### Team Totals

	ESP	Opponents
Points from Turnovers	48	113
Points in the Paint	142 (71/161) 44%	202 (101/181) 56%
Second Chance Points	18	51
Fast Break Points	4	39
Bench Points	103	81

### Player Averages

No.	Name	Sport Class	GP	MPG	Field Goals		2 Points		3 Points		Free Throws		Rebounds			AS	TO	ST	BS	PF	FD	+/-	PPG	
					M / A	%	M / A	%	M / A	%	M / A	%	OR	DR	TOT									
4	ORTEGA Lourdes	1.0	6	33:01	1.8/4.5	41	1.8/4.3	42	0.0/0.2	0	0.2/0.3	50	1.0	2.7	3.7	0.8	1.8	0.5		2.0	0.5	-19.3	3.8	
6	RUIZ Sonia (C)	2.5	6	24:44	1.0/3.0	33	1.0/3.0	33					0.8	1.3	2.2	4.2	1.7	0.3		2.3	0.7	-15.8	2.0	
8	ZUDAIRE Beatriz	3.0	6	37:20	5.3/14.3	37	5.3/14.2	38	0.0/0.2	0	0.8/1.3	63	0.5	5.3	5.8	7.0	4.0	1.2		2.7	3.2	-20.7	11.5	
9	REVUELTA Sara	1.0	6	24:08	1.0/3.5	29	1.0/3.5	29					0.2	1.8	2.0	0.3	0.2	0.2		1.0	0.3	-10.7	2.0	
11	PEREZ Virginia	4.0	6	21:33	4.5/13.3	34	3.5/9.7	36	1.0/3.7	27	0.3/0.8	40	1.0	4.5	5.5	1.2	2.7	0.2	0.7	1.0	1.0	-10.0	10.3	
13	VILARINO Victoria	4.0	6	12:20	1.5/4.5	33	1.5/4.5	33			0.3/0.7	50	0.5	1.5	2.0	0.8	1.2	0.7		1.3	1.0	-4.3	3.3	
14	UGARTE Laura	1.5	1	4:37									1.0		1.0		1.0						-3.0	
16	RAMOS Sindy	3.0	0																					
21	HERAS Maria	3.5	0																					
28	RODRIGUEZ Naiara	3.0	4	14:12	1.3/3.3	38	1.3/3.3	38					0.8	1.0	1.8	0.5	1.0			1.3	0.3	-7.5	2.5	
51	EGILUZ Agurtzane	3.0	6	12:36	0.8/1.7	50	0.8/1.7	50			0.3/1.2	29	0.2	1.5	1.7	0.3	0.3	0.2		1.5	0.8	-9.2	2.0	
55	LOPEZ Isabel	4.5	6	24:02	3.3/6.8	49	3.3/6.8	49			0.7/1.3	50	0.5	4.0	4.5	1.2	2.0	0.5	0.3	2.3	2.0	-16.2	7.3	
Team / Coach																								
<b>Totals</b>					20.2/53.8	37	19.2/49.8	38	1.0/4.0	25	2.7/5.7	47	6.0	25.2	31.2	16.2	17.5	3.7	1.0	15.0	9.7	-22.3	44.0	
<b>Opponents</b>					28.5/59.8	48	27.3/56.7	48	1.2/3.2	37	8.2/14.0	58	8.3	28.2	36.5	23.7	10.3	7.8	0.8	9.7	15.0	22.3	66.3	

### Team Averages

	ESP	Opponents
Points from Turnovers	8.0	18.8
Points in the Paint	23.7	33.7
Second Chance Points	3.0	8.5
Fast Break Points	0.7	6.5
Bench Points	17.2	13.5



### Cumulative Statistics

Statistiques cumulées

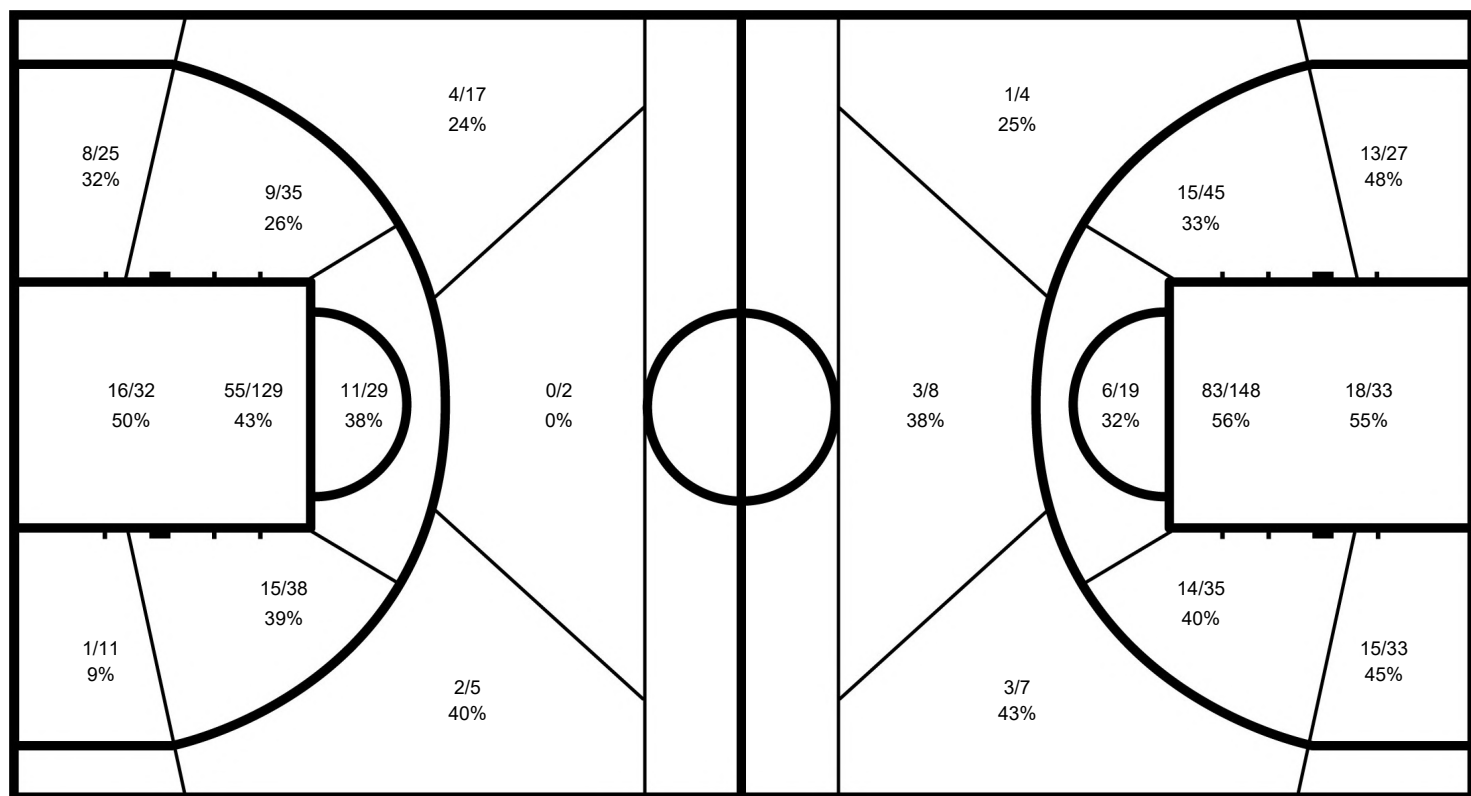
#### ESP - Spain

After 6 games

Phase	ESP Played	Score		Field Goals		2 Points		3 Points		Free Throws		Rebounds			AS	TO	ST	BS	PF	FD
				M / A	%	M / A	%	M / A	%	M / A	%	OR	DR	TOT						
Preliminary Round Group A	GBR	34-69	For	16/58	28	16/57	28	0/1	0	2/7	29	7	24	31	12	14	5		14	11
			Agn.	31/57	54	31/57	54			7/15	47	5	37	42	27	13	9		11	14
Preliminary Round Group A	CHN	38-64	For	18/39	46	18/37	49	0/2	0	2/6	33	2	24	26	17	23	5		7	7
			Agn.	29/58	50	26/52	50	3/6	50	3/8	38	7	22	29	27	11	11		7	7
Preliminary Round Group A	CAN	49-81	For	23/57	40	23/54	43	0/3	0	3/5	60	9	16	25	21	24	1		19	9
			Agn.	31/55	56	29/50	58	2/5	40	17/20	85	7	24	31	24	11	8	2	9	19
Quarterfinal	NED	43-61	For	19/60	32	15/55	27	4/5	80	1/2	50	7	30	37	10	14	5	1	20	9
			Agn.	26/69	38	25/66	38	1/3	33	8/19	42	17	32	49	21	9	6	3	9	20
Classification Qualifying 5-8	GER	45-51	For	20/53	38	19/48	40	1/5	20	4/7	57	4	31	35	17	11	2	2	15	11
			Agn.	22/57	39	22/56	39	0/1	0	7/13	54	7	30	37	16	10	6		11	15
Playoff 7-8	JPN	55-72	For	25/56	45	24/48	50	1/8	13	4/7	57	7	26	33	20	19	4	3	15	11
			Agn.	32/63	51	31/59	53	1/4	25	7/9	78	7	24	31	27	8	7		11	15

#### ESP - Spain

#### Opponents



#### ESP

	M / A	%
Field Goals	121 / 323	37
2 Points	115 / 299	38
3 Points	6 / 24	25
Free Throws	16 / 34	47

#### Opponents

%	M / A	
48	171 / 359	Field Goals
48	164 / 340	2 Points
37	7 / 19	3 Points
58	49 / 84	Free Throws



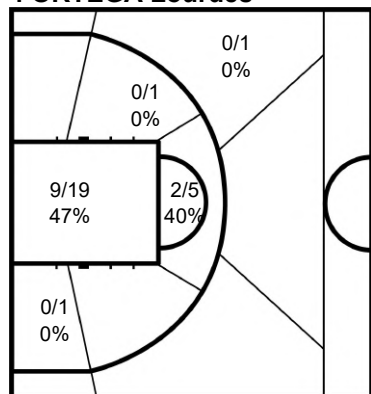
### Cumulative Statistics

Statistiques cumulées

**ESP - Spain**

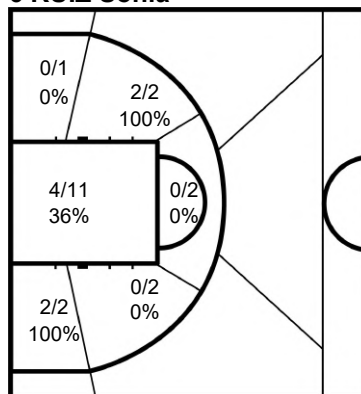
After 6 games

#### 4 ORTEGA Lourdes



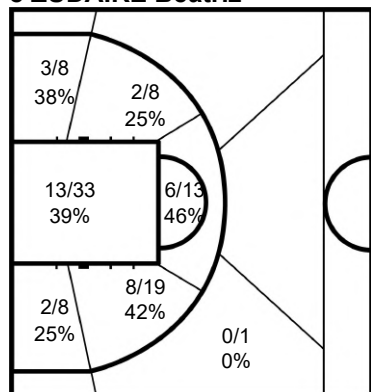
	M / A	%
<b>Field Goals</b>	11 / 27	41
<b>2 Points</b>	11 / 26	42
<b>3 Points</b>	0 / 1	0
<b>Free Throws</b>	1 / 2	50

#### 6 RUIZ Sonia



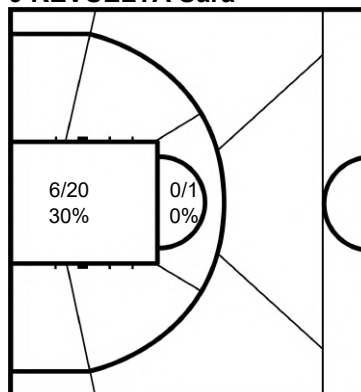
	M / A	%
<b>Field Goals</b>	6 / 18	33
<b>2 Points</b>	6 / 18	33
<b>3 Points</b>		
<b>Free Throws</b>		

#### 8 ZUDAIRE Beatriz



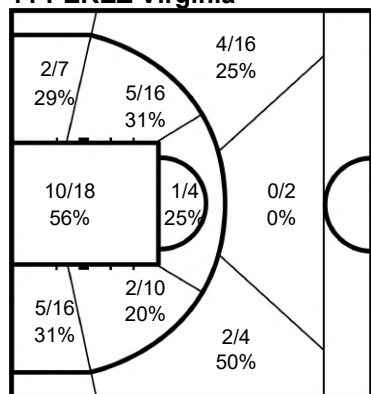
	M / A	%
<b>Field Goals</b>	32 / 86	37
<b>2 Points</b>	32 / 85	38
<b>3 Points</b>	0 / 1	0
<b>Free Throws</b>	5 / 8	63

#### 9 REVUELTA Sara



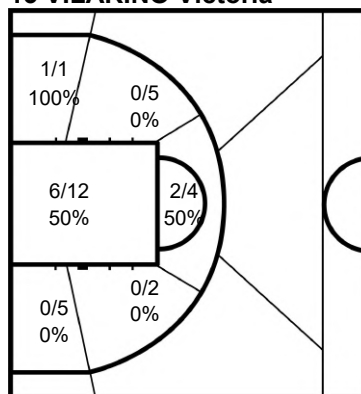
	M / A	%
<b>Field Goals</b>	6 / 21	29
<b>2 Points</b>	6 / 21	29
<b>3 Points</b>		
<b>Free Throws</b>		

#### 11 PEREZ Virginia



	M / A	%
<b>Field Goals</b>	27 / 80	34
<b>2 Points</b>	21 / 58	36
<b>3 Points</b>	6 / 22	27
<b>Free Throws</b>	2 / 5	40

#### 13 VILARINO Victoria



	M / A	%
<b>Field Goals</b>	9 / 27	33
<b>2 Points</b>	9 / 27	33
<b>3 Points</b>		
<b>Free Throws</b>	2 / 4	50





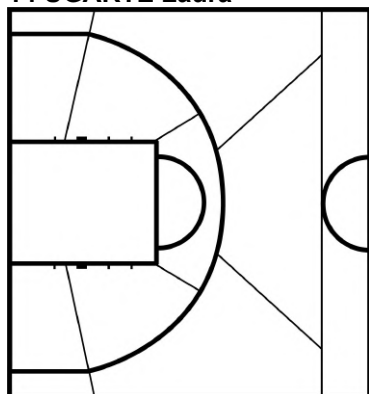
## Cumulative Statistics

Statistiques cumulées

**ESP - Spain**

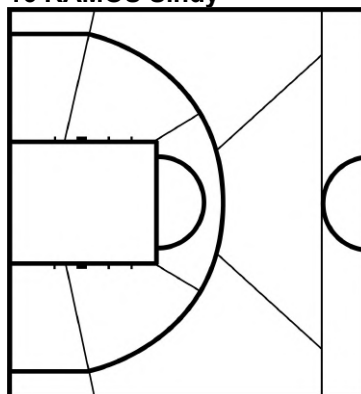
After 6 games

**14 UGARTE Laura**



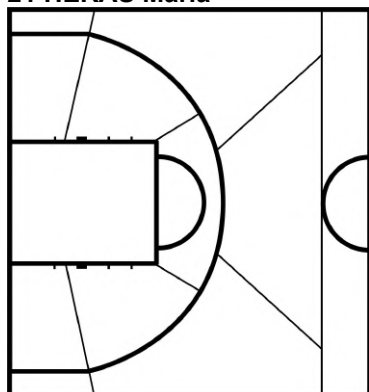
	M / A	%
Field Goals		
2 Points		
3 Points		
Free Throws		

**16 RAMOS Sindy**



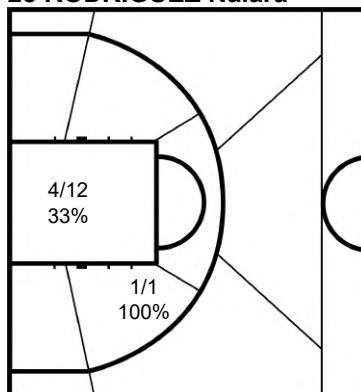
	M / A	%
Field Goals		
2 Points		
3 Points		
Free Throws		

**21 HERAS Maria**



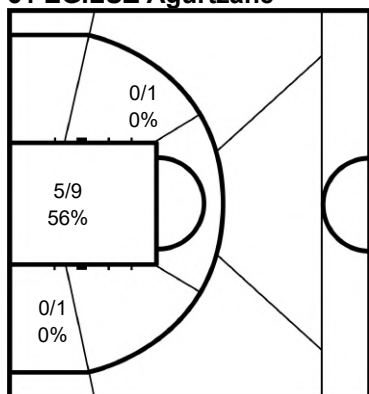
	M / A	%
Field Goals		
2 Points		
3 Points		
Free Throws		

**28 RODRIGUEZ Naiara**



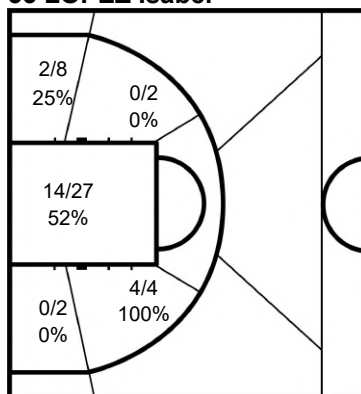
	M / A	%
Field Goals	5 / 13	38
2 Points	5 / 13	38
3 Points		
Free Throws		

**51 EGILUZ Agurtzane**



	M / A	%
Field Goals	5 / 10	50
2 Points	5 / 10	50
3 Points		
Free Throws	2 / 7	29

**55 LOPEZ Isabel**



	M / A	%
Field Goals	20 / 41	49
2 Points	20 / 41	49
3 Points		
Free Throws	4 / 8	50

**Legend:**

%	Shooting Percentage	(C)	Captain	+/-	Plus-Minus	Agn.	Against	AS	Assists
BS	Blocked Shots	DR	Defensive Rebounds	FD	Fouls Drawn	GP	Games Played	M / A	Made / Attempts
MPG	Minutes Played per Game	No.	Uniform Number	OR	Offensive Rebounds	PF	Fouls	PPG	Points per Game
PTS	Points	ST	Steals	TO	Turnovers	TOT	Total Rebounds		



**Overall Team Statistics**  
Statistiques globales des équipes  
As of SUN 8 SEP 2024 at 15:19

**Totals**

Team	GP		Field Goals		2 Points		3 Points		Free Throws		Rebounds			AS	TO	ST	BS	PF	FD	PTS
			M/A	%	M/A	%	M/A	%	M/A	%	OR	DR	TOT							
CAN	6	For	149/334	45	138/293	47	11/41	27	75/108	69	43	139	182	114	65	36	5	90	101	384
		Agn.	163/346	47	162/335	48	1/11	9	36/65	55	48	151	199	153	81	23	3	101	89	363
CHN	6	For	171/339	50	167/314	53	4/25	16	24/41	59	36	144	180	152	64	45	2	76	58	370
		Agn.	125/294	43	119/261	46	6/33	18	37/62	60	32	137	169	104	97	19	4	59	75	293
ESP	6	For	121/323	37	115/299	38	6/24	25	16/34	47	36	151	187	97	105	22	6	90	58	264
		Agn.	171/359	48	164/340	48	7/19	37	49/84	58	50	169	219	142	62	47	5	58	90	398
GBR	6	For	153/344	44	151/335	45	2/9	22	29/79	37	46	186	232	130	64	24	7	94	92	337
		Agn.	131/347	38	123/317	39	8/30	27	42/75	56	42	166	208	115	58	26	5	92	94	312
GER	6	For	133/352	38	131/340	39	2/12	17	34/66	52	49	182	231	109	75	21		83	86	302
		Agn.	151/368	41	141/326	43	10/42	24	48/86	56	46	184	230	128	48	29	8	86	83	360
JPN	6	For	132/372	35	119/301	40	13/71	18	41/70	59	43	171	214	111	75	24	1	73	75	318
		Agn.	186/400	47	183/381	48	3/19	16	25/56	45	57	208	265	144	72	38	8	76	74	400
NED	6	For	184/399	46	180/385	47	4/14	29	48/86	56	62	202	264	157	48	33	8	61	99	420
		Agn.	126/361	35	120/331	36	6/30	20	33/56	59	40	166	206	106	72	24	1	98	61	291
USA	6	For	158/370	43	156/355	44	2/15	13	31/58	53	34	192	226	141	52	21	7	66	63	349
		Agn.	148/358	41	145/331	44	3/27	11	28/58	48	34	186	220	119	58	20	2	63	66	327
<b>Totals</b>	<b>24</b>		<b>1201/2833</b>	<b>42</b>	<b>1157/2622</b>	<b>44</b>	<b>44/211</b>	<b>21</b>	<b>298/542</b>	<b>55</b>	<b>349</b>	<b>1367</b>	<b>1716</b>	<b>1011</b>	<b>548</b>	<b>226</b>	<b>36</b>	<b>633</b>	<b>632</b>	<b>2744</b>

**Averages**

Team	GP		Field Goals		2 Points		3 Points		Free Throws		Rebounds			AS	TO	ST	BS	PF	FD	PPG
			M/A	%	M/A	%	M/A	%	M/A	%	OR	DR	TOT							
CAN	6	For	24.8/55.7	45	23.0/48.8	47	1.8/6.8	27	12.5/18.0	69	7.2	23.2	30.3	19.0	10.8	6.0	0.8	15.0	16.8	64.0
		Agn.	27.2/57.7	47	27.0/55.8	48	0.2/1.8	9	6.0/10.8	55	8.0	25.2	33.2	25.5	13.5	3.8	0.5	16.8	14.8	60.5
CHN	6	For	28.5/56.5	50	27.8/52.3	53	0.7/4.2	16	4.0/6.8	59	6.0	24.0	30.0	25.3	10.7	7.5	0.3	12.7	9.7	61.7
		Agn.	20.8/49.0	43	19.8/43.5	46	1.0/5.5	18	6.2/10.3	60	5.3	22.8	28.2	17.3	16.2	3.2	0.7	9.8	12.5	48.8
ESP	6	For	20.2/53.8	37	19.2/49.8	38	1.0/4.0	25	2.7/5.7	47	6.0	25.2	31.2	16.2	17.5	3.7	1.0	15.0	9.7	44.0
		Agn.	28.5/59.8	48	27.3/56.7	48	1.2/3.2	37	8.2/14.0	58	8.3	28.2	36.5	23.7	10.3	7.8	0.8	9.7	15.0	66.3
GBR	6	For	25.5/57.3	44	25.2/55.8	45	0.3/1.5	22	4.8/13.2	37	7.7	31.0	38.7	21.7	10.7	4.0	1.2	15.7	15.3	56.2
		Agn.	21.8/57.8	38	20.5/52.8	39	1.3/5.0	27	7.0/12.5	56	7.0	27.7	34.7	19.2	9.7	4.3	0.8	15.3	15.7	52.0
GER	6	For	22.2/58.7	38	21.8/56.7	39	0.3/2.0	17	5.7/11.0	52	8.2	30.3	38.5	18.2	12.5	3.5		13.8	14.3	50.3
		Agn.	25.2/61.3	41	23.5/54.3	43	1.7/7.0	24	8.0/14.3	56	7.7	30.7	38.3	21.3	8.0	4.8	1.3	14.3	13.8	60.0
JPN	6	For	22.0/62.0	35	19.8/50.2	40	2.2/11.8	18	6.8/11.7	59	7.2	28.5	35.7	18.5	12.5	4.0	0.2	12.2	12.5	53.0
		Agn.	31.0/66.7	47	30.5/63.5	48	0.5/3.2	16	4.2/9.3	45	9.5	34.7	44.2	24.0	12.0	6.3	1.3	12.7	12.3	66.7
NED	6	For	30.7/66.5	46	30.0/64.2	47	0.7/2.3	29	8.0/14.3	56	10.3	33.7	44.0	26.2	8.0	5.5	1.3	10.2	16.5	70.0
		Agn.	21.0/60.2	35	20.0/55.2	36	1.0/5.0	20	5.5/9.3	59	6.7	27.7	34.3	17.7	12.0	4.0	0.2	16.3	10.2	48.5
USA	6	For	26.3/61.7	43	26.0/59.2	44	0.3/2.5	13	5.2/9.7	53	5.7	32.0	37.7	23.5	8.7	3.5	1.2	11.0	10.5	58.2
		Agn.	24.7/59.7	41	24.2/55.2	44	0.5/4.5	11	4.7/9.7	48	5.7	31.0	36.7	19.8	9.7	3.3	0.3	10.5	11.0	54.5
<b>Totals</b>	<b>24</b>		<b>50.0/118.0</b>	<b>42</b>	<b>48.2/109.3</b>	<b>44</b>	<b>1.8/8.8</b>	<b>21</b>	<b>12.4/22.6</b>	<b>55</b>	<b>14.5</b>	<b>57.0</b>	<b>71.5</b>	<b>42.1</b>	<b>22.8</b>	<b>9.4</b>	<b>1.5</b>	<b>26.4</b>	<b>26.3</b>	<b>114.3</b>

**Legend:**

%	Shooting Percentage	<b>Agn.</b>	Against	<b>AS</b>	Assists	<b>Avg.</b>	Average	<b>BS</b>	Blocked Shots
<b>DR</b>	Defensive Rebounds	<b>FD</b>	Fouls Drawn	<b>GP</b>	Games Played	<b>M/A</b>	Made/Attempts	<b>OR</b>	Offensive Rebounds
<b>PF</b>	Fouls	<b>PPG</b>	Points per Game	<b>PTS</b>	Points	<b>ST</b>	Steals	<b>TO</b>	Turnovers
<b>TOT</b>	Total Rebounds								



## Team Statistics

Statistiques

As of SUN 8 SEP 2024 at 15:19

### TOTAL FIELD GOALS %

Rk	Team	GP	M/A	%
1	CHN	6	171 / 339	50.4
2	NED	6	184 / 399	46.1
3	CAN	6	149 / 334	44.6
4	GBR	6	153 / 344	44.5
5	USA	6	158 / 370	42.7
6	GER	6	133 / 352	37.8
7	ESP	6	121 / 323	37.5
8	JPN	6	132 / 372	35.5

### 2 POINT FIELD GOALS %

Rk	Team	GP	M/A	%
1	CHN	6	167 / 314	53.2
2	CAN	6	138 / 293	47.1
3	NED	6	180 / 385	46.8
4	GBR	6	151 / 335	45.1
5	USA	6	156 / 355	43.9
6	JPN	6	119 / 301	39.5
7	GER	6	131 / 340	38.5
8	ESP	6	115 / 299	38.5

### 3 POINT FIELD GOALS %

Rk	Team	GP	M/A	%
1	NED	6	4 / 14	28.6
2	CAN	6	11 / 41	26.8
3	ESP	6	6 / 24	25.0
4	GBR	6	2 / 9	22.2
5	JPN	6	13 / 71	18.3
6	GER	6	2 / 12	16.7
7	CHN	6	4 / 25	16.0
8	USA	6	2 / 15	13.3

### FREE THROWS %

Rk	Team	GP	M/A	%
1	CAN	6	75 / 108	69.4
2	JPN	6	41 / 70	58.6
3	CHN	6	24 / 41	58.5
4	NED	6	48 / 86	55.8
5	USA	6	31 / 58	53.4
6	GER	6	34 / 66	51.5
7	ESP	6	16 / 34	47.1
8	GBR	6	29 / 79	36.7

### POINTS FOR

Rk	Team	GP	Total	Avg.
1	NED	6	420	70.0
2	CAN	6	384	64.0
3	CHN	6	370	61.7
4	USA	6	349	58.2
5	GBR	6	337	56.2
6	JPN	6	318	53.0
7	GER	6	302	50.3
8	ESP	6	264	44.0

### POINTS AGAINST

Rk	Team	GP	Total	Avg.
1	NED	6	291	48.5
2	CHN	6	293	48.8
3	GBR	6	312	52.0
4	USA	6	327	54.5
5	GER	6	360	60.0
6	CAN	6	363	60.5
7	ESP	6	398	66.3
8	JPN	6	400	66.7

### REBOUNDS

Rk	Team	GP	Off.	Def.	Total	Avg.
1	NED	6	62	202	264	44.0
2	GBR	6	46	186	232	38.7
3	GER	6	49	182	231	38.5
4	USA	6	34	192	226	37.7
5	JPN	6	43	171	214	35.7
6	ESP	6	36	151	187	31.2
7	CAN	6	43	139	182	30.3
8	CHN	6	36	144	180	30.0

### ASSISTS

Rk	Team	GP	Total	Avg.
1	NED	6	157	26.2
2	CHN	6	152	25.3
3	USA	6	141	23.5
4	GBR	6	130	21.7
5	CAN	6	114	19.0
6	JPN	6	111	18.5
7	GER	6	109	18.2
8	ESP	6	97	16.2

### FOULS

Rk	Team	GP	Total	Avg.
1	GBR	6	94	15.7
2	CAN	6	90	15.0
2	ESP	6	90	15.0
4	GER	6	83	13.8
5	CHN	6	76	12.7
6	JPN	6	73	12.2
7	USA	6	66	11.0
8	NED	6	61	10.2

### TURNOVERS

Rk	Team	GP	Total	Avg.
1	ESP	6	105	17.5
2	GER	6	75	12.5
2	JPN	6	75	12.5
4	CAN	6	65	10.8
5	CHN	6	64	10.7
5	GBR	6	64	10.7
7	USA	6	52	8.7
8	NED	6	48	8.0

### STEALS

Rk	Team	GP	Total	Avg.
1	CHN	6	45	7.5
2	CAN	6	36	6.0
3	NED	6	33	5.5
4	GBR	6	24	4.0
4	JPN	6	24	4.0
6	ESP	6	22	3.7
7	GER	6	21	3.5
7	USA	6	21	3.5

### BLOCKED SHOTS

Rk	Team	GP	Total	Avg.
1	NED	6	8	1.3
2	GBR	6	7	1.2
2	USA	6	7	1.2
4	ESP	6	6	1.0
5	CAN	6	5	0.8
6	CHN	6	2	0.3
7	JPN	6	1	0.2

### TOTAL FIELD GOALS MADE

Rk	Team	GP	Total	Avg.
1	NED	6	184	30.7
2	CHN	6	171	28.5
3	USA	6	158	26.3
4	GBR	6	153	25.5
5	CAN	6	149	24.8
6	GER	6	133	22.2
7	JPN	6	132	22.0
8	ESP	6	121	20.2

### 2 POINT FIELD GOALS MADE

Rk	Team	GP	Total	Avg.
1	NED	6	180	30.0
2	CHN	6	167	27.8
3	USA	6	156	26.0
4	GBR	6	151	25.2
5	CAN	6	138	23.0
6	GER	6	131	21.8
7	JPN	6	119	19.8
8	ESP	6	115	19.2

### 3 POINT FIELD GOALS MADE

Rk	Team	GP	Total	Avg.
1	JPN	6	13	2.2
2	CAN	6	11	1.8
3	ESP	6	6	1.0
4	CHN	6	4	0.7
4	NED	6	4	0.7
6	GBR	6	2	0.3
6	GER	6	2	0.3
6	USA	6	2	0.3



## Team Statistics

Statistiques

As of SUN 8 SEP 2024 at 15:19

### FREE THROWS MADE

Rk	Team	GP	Total	Avg.
1	CAN	6	75	12.5
2	NED	6	48	8.0
3	JPN	6	41	6.8
4	GER	6	34	5.7
5	USA	6	31	5.2
6	GBR	6	29	4.8
7	CHN	6	24	4.0
8	ESP	6	16	2.7

### TOTAL FIELD GOAL ATTEMPTS

Rk	Team	GP	Total	Avg.
1	NED	6	399	66.5
2	JPN	6	372	62.0
3	USA	6	370	61.7
4	GER	6	352	58.7
5	GBR	6	344	57.3
6	CHN	6	339	56.5
7	CAN	6	334	55.7
8	ESP	6	323	53.8

### 2 POINT FIELD GOAL ATTEMPTS

Rk	Team	GP	Total	Avg.
1	NED	6	385	64.2
2	USA	6	355	59.2
3	GER	6	340	56.7
4	GBR	6	335	55.8
5	CHN	6	314	52.3
6	JPN	6	301	50.2
7	ESP	6	299	49.8
8	CAN	6	293	48.8

### 3 POINT FIELD GOAL ATTEMPTS

Rk	Team	GP	Total	Avg.
1	JPN	6	71	11.8
2	CAN	6	41	6.8
3	CHN	6	25	4.2
4	ESP	6	24	4.0
5	USA	6	15	2.5
6	NED	6	14	2.3
7	GER	6	12	2.0
8	GBR	6	9	1.5

### FREE THROW ATTEMPTS

Rk	Team	GP	Total	Avg.
1	CAN	6	108	18.0
2	NED	6	86	14.3
3	GBR	6	79	13.2
4	JPN	6	70	11.7
5	GER	6	66	11.0
6	USA	6	58	9.7
7	CHN	6	41	6.8
8	ESP	6	34	5.7

### OFFENSIVE REBOUNDS

Rk	Team	GP	Total	Avg.
1	NED	6	62	10.3
2	GER	6	49	8.2
3	GBR	6	46	7.7
4	CAN	6	43	7.2
4	JPN	6	43	7.2
6	CHN	6	36	6.0
6	ESP	6	36	6.0
8	USA	6	34	5.7

### DEFENSIVE REBOUNDS

Rk	Team	GP	Total	Avg.
1	NED	6	202	33.7
2	USA	6	192	32.0
3	GBR	6	186	31.0
4	GER	6	182	30.3
5	JPN	6	171	28.5
6	ESP	6	151	25.2
7	CHN	6	144	24.0
8	CAN	6	139	23.2

### ALLOWED FIELD GOALS

Rk	Team	GP	Total	Avg.
1	CHN	6	125	20.8
2	NED	6	126	21.0
3	GBR	6	131	21.8
4	USA	6	148	24.7
5	GER	6	151	25.2
6	CAN	6	163	27.2
7	ESP	6	171	28.5
8	JPN	6	186	31.0

### ALLOWED 2 POINT FIELD GOALS

Rk	Team	GP	Total	Avg.
1	CHN	6	119	19.8
2	NED	6	120	20.0
3	GBR	6	123	20.5
4	GER	6	141	23.5
5	USA	6	145	24.2
6	CAN	6	162	27.0
7	ESP	6	164	27.3
8	JPN	6	183	30.5

### ALLOWED 3 POINT FIELD GOALS

Rk	Team	GP	Total	Avg.
1	CAN	6	1	0.2
2	JPN	6	3	0.5
2	USA	6	3	0.5
4	CHN	6	6	1.0
4	NED	6	6	1.0
6	ESP	6	7	1.2
7	GBR	6	8	1.3
8	GER	6	10	1.7

### ALLOWED FREE THROWS

Rk	Team	GP	Total	Avg.
1	JPN	6	25	4.2
2	USA	6	28	4.7
3	NED	6	33	5.5
4	CAN	6	36	6.0
5	CHN	6	37	6.2
6	GBR	6	42	7.0
7	GER	6	48	8.0
8	ESP	6	49	8.2

### ALLOWED FIELD GOAL ATTEMPTS

Rk	Team	GP	Total	Avg.
1	CHN	6	294	49.0
2	CAN	6	346	57.7
3	GBR	6	347	57.8
4	USA	6	358	59.7
5	ESP	6	359	59.8
6	NED	6	361	60.2
7	GER	6	368	61.3
8	JPN	6	400	66.7

### ALLOWED 2 POINT FIELD GOAL ATTEMPTS

Rk	Team	GP	Total	Avg.
1	CHN	6	261	43.5
2	GBR	6	317	52.8
3	GER	6	326	54.3
4	NED	6	331	55.2
4	USA	6	331	55.2
6	CAN	6	335	55.8
7	ESP	6	340	56.7
8	JPN	6	381	63.5

### ALLOWED 3 POINT FIELD GOAL ATTEMPTS

Rk	Team	GP	Total	Avg.
1	CAN	6	11	1.8
1	ESP	6	19	3.2
2	JPN	6	19	3.2
4	USA	6	27	4.5
5	GBR	6	30	5.0
5	NED	6	30	5.0
7	CHN	6	33	5.5
8	GER	6	42	7.0

### ALLOWED FREE THROW ATTEMPTS

Rk	Team	GP	Total	Avg.
1	JPN	6	56	9.3
1	NED	6	56	9.3
3	USA	6	58	9.7
4	CHN	6	62	10.3
5	CAN	6	65	10.8
6	GBR	6	75	12.5
7	ESP	6	84	14.0
8	GER	6	86	14.3



## Team Statistics

Statistiques

As of SUN 8 SEP 2024 at 15:19

### OPPONENT TOTAL FIELD GOALS %

Rk	Team	GP	M/A	%
1	NED	6	126 / 361	34.9
2	GBR	6	131 / 347	37.8
3	GER	6	151 / 368	41.0
4	USA	6	148 / 358	41.3
5	CHN	6	125 / 294	42.5
6	JPN	6	186 / 400	46.5
7	CAN	6	163 / 346	47.1
8	ESP	6	171 / 359	47.6

### OPPONENT 2 POINT FIELD GOALS %

Rk	Team	GP	M/A	%
1	NED	6	120 / 331	36.3
2	GBR	6	123 / 317	38.8
3	GER	6	141 / 326	43.3
4	USA	6	145 / 331	43.8
5	CHN	6	119 / 261	45.6
6	JPN	6	183 / 381	48.0
7	ESP	6	164 / 340	48.2
8	CAN	6	162 / 335	48.4

### OPPONENT 3 POINT FIELD GOALS %

Rk	Team	GP	M/A	%
1	CAN	6	1 / 11	9.1
2	USA	6	3 / 27	11.1
3	JPN	6	3 / 19	15.8
4	CHN	6	6 / 33	18.2
5	NED	6	6 / 30	20.0
6	GER	6	10 / 42	23.8
7	GBR	6	8 / 30	26.7
8	ESP	6	7 / 19	36.8

### OPPONENT FREE THROWS %

Rk	Team	GP	M/A	%
1	JPN	6	25 / 56	44.6
2	USA	6	28 / 58	48.3
3	CAN	6	36 / 65	55.4
4	GER	6	48 / 86	55.8
5	GBR	6	42 / 75	56.0
6	ESP	6	49 / 84	58.3
7	NED	6	33 / 56	58.9
8	CHN	6	37 / 62	59.7

### BENCH POINTS

Rk	Team	GP	Total	Avg.
1	CAN	6	141	23.5
2	GBR	6	126	21.0
3	USA	6	107	17.8
4	ESP	6	103	17.2
5	JPN	6	85	14.2
6	NED	6	79	13.2
7	GER	6	45	7.5
8	CHN	6	29	4.8

### FAST BREAK POINTS

Rk	Team	GP	Total	Avg.
1	NED	6	55	9.2
2	CAN	6	45	7.5
3	JPN	6	33	5.5
4	USA	6	31	5.2
5	GBR	6	18	3.0
5	GER	6	18	3.0
7	CHN	6	17	2.8
8	ESP	6	4	0.7

### POINTS FROM TURNOVERS

Rk	Team	GP	Total	Avg.
1	CHN	6	93	15.5
2	CAN	6	91	15.2
3	NED	6	83	13.8
4	JPN	6	66	11.0
5	GBR	6	50	8.3
6	ESP	6	48	8.0
7	USA	6	42	7.0
8	GER	6	38	6.3

#### Legend:

% Shooting Percentage  
M / A Made / Attempts

Avg. Average per Game  
Off. Offensive Rebounds

Def. Defensive Rebounds  
Rk Rank

GP Games Played



## Individual Statistics

Statistiques - individuelles

As of SUN 8 SEP 2024 at 15:19

### POINTS (by average)

Rk	No.	Name	Team	GP	Total	Avg.
1	15	BEIJER Mariska	NED	6	160	26.7
2	13	DANDENEAU Kady	CAN	6	138	23.0
3	9	KRAMER Bo	NED	6	135	22.5
4	4	MILLER Mareike	GER	6	131	21.8
5	6	YOUNG Arinn	CAN	6	115	19.2
6	6	ZHANG Xuemei	CHN	6	101	16.8
7	15	HOLLERMANN Rose	USA	6	93	15.5
8	15	AMIMOTO Mari	JPN	6	89	14.8
9	15	LOVE Robyn	GBR	6	84	14.0
10	7	ZHANG Tonglei	CHN	6	82	13.7

### POINTS (by total)

Rk	No.	Name	Team	GP	Avg.	Total
1	15	BEIJER Mariska	NED	6	26.7	160
2	13	DANDENEAU Kady	CAN	6	23.0	138
3	9	KRAMER Bo	NED	6	22.5	135
4	4	MILLER Mareike	GER	6	21.8	131
5	6	YOUNG Arinn	CAN	6	19.2	115
6	6	ZHANG Xuemei	CHN	6	16.8	101
7	15	HOLLERMANN Rose	USA	6	15.5	93
8	15	AMIMOTO Mari	JPN	6	14.8	89
9	15	LOVE Robyn	GBR	6	14.0	84
10	7	ZHANG Tonglei	CHN	6	13.7	82

### REBOUNDS

Rk	No.	Name	Team	GP	Total	Off.	Def.	Avg.
1	15	LOVE Robyn	GBR	6	78	10	68	13.0
2	4	MILLER Mareike	GER	6	65	15	50	10.8
3	15	AMIMOTO Mari	JPN	6	64	10	54	10.7
3	15	BEIJER Mariska	NED	6	64	15	49	10.7
3	9	KRAMER Bo	NED	6	64	13	51	10.7
6	13	DANDENEAU Kady	CAN	6	62	10	52	10.3
7	18	KITADA Chihiro	JPN	6	54	10	44	9.0
8	15	HOLLERMANN Rose	USA	6	50	4	46	8.3
9	12	PASSIWAN Nathalie	GER	6	47	4	43	7.8
10	6	YOUNG Arinn	CAN	6	42	2	40	7.0

### ASSISTS

Rk	No.	Name	Team	GP	Total	Avg.
1	9	LIN Suiling	CHN	6	56	9.3
2	4	MILLER Mareike	GER	6	54	9.0
3	14	HAIZELDEN Joy	GBR	6	46	7.7
4	24	ZURBRUGG Lindsey	USA	6	44	7.3
5	13	DANDENEAU Kady	CAN	6	43	7.2
6	7	ZHANG Tonglei	CHN	6	42	7.0
6	8	ZUDAIRE Beatriz	ESP	6	42	7.0
8	9	KRAMER Bo	NED	6	41	6.8
9	15	AMIMOTO Mari	JPN	6	39	6.5
10	12	MURRAY Becca	USA	6	37	6.2

### FOULS DRAWN

Rk	No.	Name	Team	GP	Total	Avg.
1	9	KRAMER Bo	NED	6	42	7.0
2	13	DANDENEAU Kady	CAN	6	40	6.7
3	4	MILLER Mareike	GER	6	38	6.3
4	15	BEIJER Mariska	NED	6	27	4.5
5	14	HAIZELDEN Joy	GBR	6	26	4.3
5	6	YOUNG Arinn	CAN	6	26	4.3
7	15	AMIMOTO Mari	JPN	6	23	3.8
8	4	YANAGIMOTO Amane	JPN	6	19	3.2
8	8	ZUDAIRE Beatriz	ESP	6	19	3.2
10	15	LOVE Robyn	GBR	6	17	2.8

### BLOCKED SHOTS

Rk	No.	Name	Team	GP	Total	Avg.
1	11	PEREZ Virginia	ESP	6	4	0.7
1	8	van der SPRONG Julia	NED	6	4	0.7
3	13	DANDENEAU Kady	CAN	6	3	0.5
4	10	CONROY Amy	GBR	5	2	0.4
5	5	CARRIGILL Sophie	GBR	6	2	0.3
5	9	KRAMER Bo	NED	6	2	0.3
5	55	LOPEZ Isabel	ESP	6	2	0.3
5	15	LOVE Robyn	GBR	6	2	0.3
5	6	YOUNG Arinn	CAN	6	2	0.3
5	24	ZURBRUGG Lindsey	USA	6	2	0.3

### STEALS

Rk	No.	Name	Team	GP	Total	Avg.
1	13	DANDENEAU Kady	CAN	6	12	2.0
2	15	BEIJER Mariska	NED	6	11	1.8
2	6	ZHANG Xuemei	CHN	6	11	1.8
4	15	AMIMOTO Mari	JPN	6	10	1.7
4	7	ZHANG Tonglei	CHN	6	10	1.7
6	4	MILLER Mareike	GER	6	9	1.5
7	9	KRAMER Bo	NED	6	7	1.2
7	4	LALONDE Rosalie	CAN	6	7	1.2
7	8	WILLIAMS Laurie	GBR	6	7	1.2
7	8	ZUDAIRE Beatriz	ESP	6	7	1.2

### TURNOVERS

Rk	No.	Name	Team	GP	Total	Avg.
1	4	YANAGIMOTO Amane	JPN	6	25	4.2
2	8	ZUDAIRE Beatriz	ESP	6	24	4.0
3	13	DANDENEAU Kady	CAN	6	21	3.5
4	4	MILLER Mareike	GER	6	19	3.2
5	15	AMIMOTO Mari	JPN	6	17	2.8
6	15	LOVE Robyn	GBR	6	16	2.7
6	11	PEREZ Virginia	ESP	6	16	2.7
8	13	MAYER Svenja	GER	6	13	2.2
8	7	ZHANG Tonglei	CHN	6	13	2.2

2 players tied for 10<sup>th</sup> place with

2.0



## Individual Statistics

Statistiques - individuelles

As of SUN 8 SEP 2024 at 15:19

### TOTAL FIELD GOALS % (8 attempts/game minimum)

Rk	No.	Name	Team	GP	M/A	%
1	15	BEIJER Mariska	NED	6	72/116	62.1
2	7	ZHANG Tonglei	CHN	6	39/67	58.2
3	6	ZHANG Xuemei	CHN	6	48/84	57.1
4	16	ATKIN Jade	GBR	6	30/57	52.6
5	10	CONROY Amy	GBR	5	21/41	51.2
6	9	KRAMER Bo	NED	6	53/111	47.7
7	15	AMIMOTO Mari	JPN	6	38/82	46.3
8	15	HOLLERMANN Rose	USA	6	40/88	45.5
9	55	RYAN Courtney	USA	6	26/58	44.8
10	15	LOVE Robyn	GBR	6	39/88	44.3

### TOTAL FIELD GOALS MADE

Rk	No.	Name	Team	GP	Total	Avg.
1	15	BEIJER Mariska	NED	6	72	12.0
2	4	MILLER Mareike	GER	6	56	9.3
3	9	KRAMER Bo	NED	6	53	8.8
4	13	DANDENEAU Kady	CAN	6	50	8.3
5	6	ZHANG Xuemei	CHN	6	48	8.0
6	6	YOUNG Arinn	CAN	6	41	6.8
7	15	HOLLERMANN Rose	USA	6	40	6.7
8	15	LOVE Robyn	GBR	6	39	6.5
8	7	ZHANG Tonglei	CHN	6	39	6.5
10	15	AMIMOTO Mari	JPN	6	38	6.3

### 2 POINT FIELD GOALS % (6 attempts/game minimum)

Rk	No.	Name	Team	GP	M/A	%
1	12	ROBINSON Lucy	GBR	6	28/44	63.6
2	15	BEIJER Mariska	NED	6	72/115	62.6
3	54	GONZALEZ Ixhelt	USA	6	25/42	59.5
4	7	ZHANG Tonglei	CHN	6	39/67	58.2
5	6	ZHANG Xuemei	CHN	6	48/84	57.1
6	8	LYU Guidi	CHN	6	25/44	56.8
7	16	ATKIN Jade	GBR	6	30/57	52.6
8	4	LALONDE Rosalie	CAN	6	20/38	52.6
9	10	CONROY Amy	GBR	5	21/40	52.5
10	15	AMIMOTO Mari	JPN	6	37/71	52.1

### 2 POINT FIELD GOALS MADE

Rk	No.	Name	Team	GP	Total	Avg.
1	15	BEIJER Mariska	NED	6	72	12.0
2	4	MILLER Mareike	GER	6	56	9.3
3	9	KRAMER Bo	NED	6	49	8.2
4	6	ZHANG Xuemei	CHN	6	48	8.0
5	13	DANDENEAU Kady	CAN	6	45	7.5
6	15	HOLLERMANN Rose	USA	6	40	6.7
7	7	ZHANG Tonglei	CHN	6	39	6.5
8	15	AMIMOTO Mari	JPN	6	37	6.2
8	15	LOVE Robyn	GBR	6	37	6.2
10	6	YOUNG Arinn	CAN	6	35	5.8

### 3 POINT FIELD GOALS % (2 attempts/game minimum)

Rk	No.	Name	Team	GP	M/A	%
1	6	YOUNG Arinn	CAN	6	6/19	31.6
2	11	PEREZ Virginia	ESP	6	6/22	27.3
3	13	DANDENEAU Kady	CAN	6	5/22	22.7
3	18	KITADA Chihiro	JPN	6	5/22	22.7
5	4	YANAGIMOTO Amane	JPN	6	6/34	17.6
6	9	LIN Suiling	CHN	6	4/25	16.0

### 3 POINT FIELD GOALS MADE

Rk	No.	Name	Team	GP	Total	Avg.
1	11	PEREZ Virginia	ESP	6	6	1.0
1	4	YANAGIMOTO Amane	JPN	6	6	1.0
1	6	YOUNG Arinn	CAN	6	6	1.0
4	13	DANDENEAU Kady	CAN	6	5	0.8
4	18	KITADA Chihiro	JPN	6	5	0.8
6	9	KRAMER Bo	NED	6	4	0.7
6	9	LIN Suiling	CHN	6	4	0.7
8	15	LOVE Robyn	GBR	6	2	0.3
8	12	MURRAY Becca	USA	6	2	0.3

4 players tied for 10<sup>th</sup> place with

0.2

### FREE THROWS % (3 attempts/game minimum)

Rk	No.	Name	Team	GP	M/A	%
1	6	YOUNG Arinn	CAN	6	27/35	77.1
2	13	DANDENEAU Kady	CAN	6	33/49	67.3
3	15	BEIJER Mariska	NED	6	16/26	61.5
4	9	KRAMER Bo	NED	6	25/42	59.5
5	4	MILLER Mareike	GER	6	19/35	54.3
6	4	YANAGIMOTO Amane	JPN	6	10/21	47.6

### FREE THROWS MADE

Rk	No.	Name	Team	GP	Total	Avg.
1	13	DANDENEAU Kady	CAN	6	33	5.5
2	6	YOUNG Arinn	CAN	6	27	4.5
3	9	KRAMER Bo	NED	6	25	4.2
4	4	MILLER Mareike	GER	6	19	3.2
5	15	BEIJER Mariska	NED	6	16	2.7
6	15	HOLLERMANN Rose	USA	6	13	2.2
7	15	AMIMOTO Mari	JPN	6	12	2.0
8	4	YANAGIMOTO Amane	JPN	6	10	1.7
9	8	LYU Guidi	CHN	6	9	1.5
10	4	LALONDE Rosalie	CAN	6	8	1.3



## Individual Statistics

Statistiques - individuelles

As of SUN 8 SEP 2024 at 15:19

### TOTAL FIELD GOAL ATTEMPTS

Rk	No.	Name	Team	GP	Total	Avg.
1	4	MILLER Mareike	GER	6	131	21.8
2	15	BEIJER Mariska	NED	6	116	19.3
3	13	DANDENEAU Kady	CAN	6	114	19.0
4	9	KRAMER Bo	NED	6	111	18.5
5	18	KITADA Chihiro	JPN	6	98	16.3
6	6	YOUNG Arinn	CAN	6	93	15.5
7	15	HOLLERMANN Rose	USA	6	88	14.7
7	15	LOVE Robyn	GBR	6	88	14.7
9	4	YANAGIMOTO Amane	JPN	6	87	14.5

2 players tied for 10<sup>th</sup> place with 14.3

### 2 POINT FIELD GOAL ATTEMPTS

Rk	No.	Name	Team	GP	Total	Avg.
1	4	MILLER Mareike	GER	6	125	20.8
2	15	BEIJER Mariska	NED	6	115	19.2
3	9	KRAMER Bo	NED	6	101	16.8
4	13	DANDENEAU Kady	CAN	6	92	15.3
5	15	HOLLERMANN Rose	USA	6	85	14.2
5	8	ZUDAIRE Beatriz	ESP	6	85	14.2
7	6	ZHANG Xuemei	CHN	6	84	14.0
8	15	LOVE Robyn	GBR	6	80	13.3
9	18	KITADA Chihiro	JPN	6	76	12.7
10	12	MURRAY Becca	USA	6	75	12.5

### 3 POINT FIELD GOAL ATTEMPTS

Rk	No.	Name	Team	GP	Total	Avg.
1	4	YANAGIMOTO Amane	JPN	6	34	5.7
2	9	LIN Suiling	CHN	6	25	4.2
3	13	DANDENEAU Kady	CAN	6	22	3.7
3	18	KITADA Chihiro	JPN	6	22	3.7
3	11	PEREZ Virginia	ESP	6	22	3.7
6	6	YOUNG Arinn	CAN	6	19	3.2
7	15	AMIMOTO Mari	JPN	6	11	1.8
7	12	MURRAY Becca	USA	6	11	1.8
9	9	KRAMER Bo	NED	6	10	1.7
10	15	LOVE Robyn	GBR	6	8	1.3

### FREE THROW ATTEMPTS

Rk	No.	Name	Team	GP	Total	Avg.
1	13	DANDENEAU Kady	CAN	6	49	8.2
2	9	KRAMER Bo	NED	6	42	7.0
3	4	MILLER Mareike	GER	6	35	5.8
3	6	YOUNG Arinn	CAN	6	35	5.8
5	15	BEIJER Mariska	NED	6	26	4.3
6	4	YANAGIMOTO Amane	JPN	6	21	3.5
7	16	ATKIN Jade	GBR	6	17	2.8
7	15	HOLLERMANN Rose	USA	6	17	2.8
9	15	AMIMOTO Mari	JPN	6	16	2.7

4 players tied for 10<sup>th</sup> place with 2.3

### PERSONAL FOULS

Rk	No.	Name	Team	GP	Total	Avg.
1	4	LALONDE Rosalie	CAN	6	20	3.3
2	8	WILLIAMS Laurie	GBR	6	17	2.8
3	5	CARRIGILL Sophie	GBR	6	16	2.7
3	4	MILLER Mareike	GER	6	16	2.7
3	7	ZHANG Tonglei	CHN	6	16	2.7
3	8	ZUDAIRE Beatriz	ESP	6	16	2.7
7	10	HAGINO Mayo	JPN	6	15	2.5
7	15	HOLLERMANN Rose	USA	6	15	2.5

5 players tied for 9<sup>th</sup> place with 2.3

### TIME PLAYED

Rk	No.	Name	Team	GP	Total	Avg.
1	4	MILLER Mareike	GER	6	3:56:37	39:26
2	15	LOVE Robyn	GBR	6	3:52:35	38:45
3	10	HAGINO Mayo	JPN	6	3:45:11	37:31
4	8	ZUDAIRE Beatriz	ESP	6	3:44:01	37:20
5	15	AMIMOTO Mari	JPN	6	3:41:25	36:54
6	14	HAIZELDEN Joy	GBR	6	3:31:15	35:12
7	9	LIN Suiling	CHN	6	3:28:18	34:43
8	7	PATZWALD Anne	GER	6	3:28:02	34:40
9	6	ZHANG Xuemei	CHN	6	3:27:17	34:32
10	15	HOLLERMANN Rose	USA	6	3:24:17	34:02

### DOUBLE DOUBLES

Rk	No.	Name	Team	GP	Total	Avg.
1	15	BEIJER Mariska	NED	6	5	0.8
2	15	AMIMOTO Mari	JPN	6	4	0.7
2	9	KRAMER Bo	NED	6	4	0.7
2	15	LOVE Robyn	GBR	6	4	0.7
2	4	MILLER Mareike	GER	6	4	0.7
6	13	DANDENEAU Kady	CAN	6	3	0.5
6	9	LIN Suiling	CHN	6	3	0.5

12 players tied for 8<sup>th</sup> place with 0.2

### OFFENSIVE REBOUNDS

Rk	No.	Name	Team	GP	Total	Avg.
1	15	BEIJER Mariska	NED	6	15	2.5
1	4	MILLER Mareike	GER	6	15	2.5
3	9	KRAMER Bo	NED	6	13	2.2
4	4	LALONDE Rosalie	CAN	6	12	2.0
5	15	AMIMOTO Mari	JPN	6	10	1.7
5	13	DANDENEAU Kady	CAN	6	10	1.7
5	18	KITADA Chihiro	JPN	6	10	1.7
5	15	LOVE Robyn	GBR	6	10	1.7

3 players tied for 9<sup>th</sup> place with 1.5





## Individual Statistics

Statistiques - individuelles

As of SUN 8 SEP 2024 at 15:19

### DEFENSIVE REBOUNDS

Rk	No.	Name	Team	GP	Total	Avg.
1	15	LOVE Robyn	GBR	6	68	11.3
2	15	AMIMOTO Mari	JPN	6	54	9.0
3	13	DANDENEAU Kady	CAN	6	52	8.7
4	9	KRAMER Bo	NED	6	51	8.5
5	4	MILLER Mareike	GER	6	50	8.3
6	15	BEIJER Mariska	NED	6	49	8.2
7	15	HOLLERMANN Rose	USA	6	46	7.7
8	18	KITADA Chihiro	JPN	6	44	7.3
9	12	PASSIWAN Nathalie	GER	6	43	7.2
10	6	YOUNG Arinn	CAN	6	40	6.7

### PLUS-MINUS

Rk	No.	Name	Team	GP	Total	Avg.
1	2	ARTS Ilse	NED	6	118	19.7
2	9	KRAMER Bo	NED	6	116	19.3
3	14	de ROOIJ Carina	NED	6	93	15.5
4	6	VISSER Jitske	NED	6	91	15.2
5	9	LIN Suiling	CHN	6	88	14.7
6	7	ZHANG Tonglei	CHN	6	87	14.5
6	6	ZHANG Xuemei	CHN	6	87	14.5
8	15	BEIJER Mariska	NED	6	86	14.3
9	5	CHEN Xuejing	CHN	6	63	10.5
10	8	LYU Guidi	CHN	6	58	9.7

**Note:**

All players must have featured in at least 50% of competition days played.

**Legend:**

%	Shooting Percentage	<b>Avg.</b>	Average per Game	<b>Def.</b>	Defensive Rebounds	<b>GP</b>	Games Played
<b>M / A</b>	Made / Attempts	<b>No.</b>	Uniform Number	<b>Off.</b>	Offensive Rebounds	<b>Rk</b>	Rank



## Medallists

Médaillé(e)s

GOLD	SILVER	BRONZE
<b>USA - United States of America</b>	<b>GBR - Great Britain</b>	<b>GER - Germany</b>
2 WILLIAMS Jake	0 FRYER Lee	5 DREIMULLER Nico
3 JOURDAN Talen	5 BROWN Simon	6 GUNTNER Matthias
8 BELL Brian	6 MARSH Kyle	8 HELL Tobias
11 SERIO Steve	7 BYWATER Terry	9 GLOSSNER Lukas
14 SCHULTE Paul	9 BROWN Harrison	10 HALLER Jan
15 HINZE Nate	10 JAMA Abdi	11 SADLER Jan
16 JENIFER Trevon	12 WARBURTON Gregg	12 ALBRECHT Jens-Eike
24 FITZPATRICK AJ	14 MANNING Lee	13 BOEHME Thomas
25 SALAZAR Jorge	16 PALMER Jim	14 HALOUSKI Aliaksandr
32 ROMO Fabian	20 CUSACK Peter	15 BUDDE Alexander
33 BOIE John	33 FOX Ben	16 REIER Thomas
44 MEYER Jeromie	94 PRATT Philip James	18 LAMMERING Julian



## Tournament Summary

Résumé du tournoi

As of SAT 7 SEP 2024 at 23:11

### Today's Games

Phase	Teams	Start Time	Final	Q1	Q2	Q3	Q4
Bronze Medal Match	CAN vs GER	16:00	62 - 75	17 - 11	18 - 16	13 - 20	14 - 28
Gold Medal Match	GBR vs USA	21:30	69 - 73	18 - 23	13 - 15	12 - 15	26 - 20

Group A						Games			Points			Class. Points
Rank	Team	GBR	CAN	GER	FRA	Played	Won	Lost	For	Against	Diff.	Class. Points
1	GBR	88-58	76-55	85-50		3	3	0	249	163	+86	6
2	CAN	58-88	68-52	83-68		3	2	1	209	208	+1	5
3	GER	55-76	52-68	72-64		3	1	2	179	208	-29	4
4	FRA	50-85	68-83	64-72		3	0	3	182	240	-58	3

Group B						Games			Points			Class. Points
Rank	Team	USA	ESP	NED	AUS	Played	Won	Lost	For	Against	Diff.	Class. Points
1	USA	66-56	60-34	76-69		3	3	0	202	159	+43	6
2	ESP	56-66	68-53	68-60		3	2	1	192	179	+13	5
3	NED	34-60	53-68	66-55		3	1	2	153	183	-30	4
4	AUS	69-76	60-68	55-66		3	0	3	184	210	-26	3

### Quarterfinals

### Semifinals

### Gold Medal Game

### Final Standings

<b>GBR - 84</b>
Game 25 3 SEP 19:15 <b>AUS - 64</b>
<b>ESP - 49</b>
Game 26 3 SEP 13:45 <b>GER - 57</b>
<b>CAN - 79</b>
Game 27 3 SEP 16:00 <b>NED - 67</b>
<b>USA - 82</b>
Game 28 3 SEP 21:30 <b>FRA - 47</b>

<b>GBR - 71</b>
Game 36 5 SEP 16:00
<b>GER - 43</b>
<b>USA - 80</b>
Game 38 5 SEP 21:30
<b>CAN - 43</b>

<b>GBR - 69</b>	
Game 46 7 SEP 21:30	<b>USA - Gold</b>
<b>USA - 73</b>	
<b>Bronze Medal Game</b>	
<b>CAN - 62</b>	
Game 44 7 SEP 16:00	<b>GER - Bronze</b>
<b>GER - 75</b>	

Rank	Team	GP	W/L
Gold	USA	6	6/0
Silver	GBR	6	5/1
Bronze	GER	6	3/3
4	CAN	6	3/3
5	AUS	6	2/4
6	NED	6	2/4
7	ESP	6	3/3
8	FRA	6	0/6



## Tournament Summary

Résumé du tournoi

As of SAT 7 SEP 2024 at 23:11

### Classification Qualifying 5-8

**ESP - 74**

Game 29  
4 SEP 10:30  
**AUS - 78**

**NED - 72**

Game 34  
5 SEP 18:15  
**FRA - 63**

### Playoff 5-6

**NED - 75**

Game 41  
6 SEP 19:15

**AUS - 82**

**AUS - 5th**

### Playoff 7-8

**ESP - 72**

Game 39  
6 SEP 13:45  
**FRA - 57**

**ESP - 7th**

**Legend:**

**Class.** Classification  
**Qx** Quarter

**Diff.** Difference  
**Q** Qualified for Quarterfinals

**GP** Games Played

Correction of Game Numbers for Final Phase



### Team Roster

Composition de l'équipe  
As of TUE 27 AUG 2024 at 20:03

### AUS - Australia

No.	Name	Sport Class	Date of Birth	Age
1	WHITE Sammy	1.0	19 JUN 1987	37
2	PINDER Frank	1.0	17 DEC 2000	23
3	BROWN Jaylen	4.0	22 DEC 2004	19
4	LEARD Eithen	2.0	31 AUG 2005	18
5	LATHAM Bill	4.0	29 OCT 1989	34
7	NORRIS Shaun	3.0	2 APR 1985	39
9	KNOWLES Tristan (C)	4.0	25 APR 1983	41
10	BLAIR Jannik	1.0	3 FEB 1992	32
11	O'NEILL-THORNE Tom	3.0	8 APR 1997	27
13	POPLE Luke	2.5	6 JUN 1991	33
15	McHUGH Thomas	4.5	13 MAR 2002	22
18	EVANS Phil	2.0	18 SEP 1990	33
			<b>Team Average</b>	29.8

**Coach:** NESS Brad  
**Assistant Coach:** STIBNERS Brett

**Team Uniform Colour**  
**Light:** Yellow  
**Dark:** Green

Legend:	No.	Uniform Number
(C) Captain		





### Team Roster

Composition de l'équipe  
As of TUE 27 AUG 2024 at 20:03

### ESP - Spain

No.	Name	Sport Class	Date of Birth	Age
5	STIX Daniel	1.5	24 JUN 1997	27
7	ZARZUELA Pablo J.	3.0	2 APR 1987	37
8	SANCHEZ Francisco J.	1.0	11 AUG 1989	35
9	ZARZUELA Alejandro	3.0	2 APR 1987	37
10	DIALLO Amadou T.	3.0	4 JAN 1992	32
11	RUIZ Jordi	2.5	2 DEC 1990	33
13	GARCIA Asier (C)	4.0	11 JUN 1981	43
16	ONRUBIA Oscar	1.5	11 MAY 2000	24
22	LORENZO Manuel E.	3.0	22 SEP 1999	24
24	ORTEGA Ignacio	4.0	30 OCT 2000	23
55	PRIETO Eduardo G.	4.0	5 SEP 1986	37
90	RUIZ Alexis	3.5	17 DEC 1990	33
			<b>Team Average</b>	32.1

**Coach:** CARRION Abraham  
**Assistant Coach:** MUINO Rafael

**Team Uniform Colour**  
**Light:** White  
**Dark:** Red

Legend:	No.	Uniform Number
(C) Captain		



### Team Roster

Composition de l'équipe  
As of TUE 27 AUG 2024 at 20:03

### FRA - France

No.	Name	Sport Class	Date of Birth	Age
4	BAYLE Remi	2.5	28 SEP 1989	34
5	RAMONET Alexis	4.0	8 OCT 1995	28
7	CAYOL Audrey (C)	1.5	16 JUL 1981	43
8	LUCE Jordan	4.5	30 NOV 1993	30
9	MEHIAOUI Soufyane	3.0	3 OCT 1983	40
10	LAURERI Jerome	1.0	31 MAY 1986	38
25	CARLIER Christophe	3.0	4 APR 1986	38
26	DURAN Jerome	2.0	10 MAY 1981	43
29	HARDOUIN Louis	2.5	19 NOV 1997	26
64	JOUANSERRE Nicolas	4.5	1 MAR 1985	39
92	GUIRASSY Ibrahim	1.0	17 JUL 1982	42
93	TRAORE Mamady	4.0	11 MAR 2003	21
<b>Team Average</b>				35.2

**Coach:** BORNERAND Franck  
**Assistant Coach:** CAINE Steve (GBR)

**Team Uniform Colour**  
**Light:** White  
**Dark:** Blue

Legend:	
(C)	Captain
No.	Uniform Number





### Team Roster

Composition de l'équipe  
As of TUE 27 AUG 2024 at 20:03

### GBR - Great Britain

No.	Name	Sport Class	Date of Birth	Age
0	FRYER Lee	4.0	23 MAR 2000	24
5	BROWN Simon	2.0	7 MAR 1986	38
6	MARSH Kyle	2.0	21 MAR 1990	34
7	BYWATER Terry	4.5	28 FEB 1983	41
9	BROWN Harrison	2.5	21 JUN 1994	30
10	JAMA Abdi	1.0	1 NOV 1982	41
12	WARBURTON Gregg	2.0	19 NOV 1996	27
14	MANNING Lee	4.5	11 JAN 1990	34
16	PALMER Jim	1.0	23 APR 1997	27
20	CUSACK Peter	3.5	9 APR 1999	25
33	FOX Ben	3.5	16 AUG 1995	29
94	PRATT Philip James (C)	3.0	2 FEB 1994	30
<b>Team Average</b>				31.7

**Coach:** JOHNSON Bill (CAN)  
**Assistant Coach:** JOHNSON Joey (CAN)

**Team Uniform Colour**  
**Light:** White  
**Dark:** Blue

Legend:	No.	Uniform Number
(C) Captain		



## Team Roster

Composition de l'équipe  
As of TUE 27 AUG 2024 at 20:03

### GER - Germany

No.	Name	Sport Class	Date of Birth	Age
5	DREIMULLER Nico	2.0	10 DEC 1997	26
6	GUNTNER Matthias	4.5	10 NOV 1998	25
8	HELL Tobias	1.0	17 MAY 2000	24
9	GLOSSNER Lukas	1.0	25 MAR 2000	24
10	HALLER Jan (C)	2.0	1 OCT 1988	35
11	SADLER Jan	3.0	9 JUL 1993	31
12	ALBRECHT Jens-Eike	3.0	2 JUN 1991	33
13	BOEHME Thomas	3.0	24 JUN 1991	33
14	HALOUSKI Aliaksandr	4.5	30 APR 1987	37
15	BUDDE Alexander	3.5	20 APR 2000	24
16	REIER Thomas	4.5	25 JUN 2000	24
18	LAMMERING Julian	3.5	28 JAN 2004	20
			<b>Team Average</b>	28.0

**Coach:** ENGEL Michael  
**Assistant Coach:** KLUCK Martin

**Team Uniform Colour**  
**Light:** White  
**Dark:** Black

<b>Legend:</b> (C) Captain	<b>No.</b> Uniform Number
-------------------------------	---------------------------



### Team Roster

Composition de l'équipe  
As of TUE 27 AUG 2024 at 20:03

### NED - Netherlands

No.	Name	Sport Class	Date of Birth	Age
0	de JONG Frank	1.0	15 MAR 1985	39
1	POGGENWISCH Robin	3.0	24 JUL 1989	35
2	OP den ORTH Mendel	4.0	23 JAN 1996	28
3	CEGIL Anil	1.5	17 NOV 1999	24
7	de BOER Patrick	3.0	5 DEC 1990	33
11	BELLERS Mattijs	4.5	6 SEP 1992	31
12	EVEN Gijs	4.5	22 SEP 1994	29
15	ZANTINGE Quinten (C)	3.0	31 JAN 2000	24
17	TWIGT Arie	3.5	20 MAY 2000	24
21	van TRIJP Camilo	1.0	30 AUG 1990	33
23	KORKMAZ Mustafa	3.0	18 JAN 1988	36
38	van LIERE Joeri	1.0	14 APR 1986	38
<b>Team Average</b>				31.2

**Coach:** van ROOTSELAAR Cees  
**Assistant Coach:** de ROOIJ Anton

**Team Uniform Colour**  
**Light:** White  
**Dark:** Orange

Legend:	No.	Uniform Number
(C) Captain		



### Team Roster

Composition de l'équipe  
As of TUE 27 AUG 2024 at 20:03

### USA - United States

No.	Name	Sport Class	Date of Birth	Age
2	WILLIAMS Jake	2.5	2 AUG 1991	33
3	JOURDAN Talen	1.0	25 OCT 1999	24
8	BELL Brian	4.5	24 FEB 1989	35
11	SERIO Steve (C)	3.5	8 SEP 1987	36
14	SCHULTE Paul	3.0	5 MAR 1979	45
15	HINZE Nate	4.5	12 JUN 1988	36
16	JENIFER Trevon	2.5	7 SEP 1988	35
24	FITZPATRICK AJ	3.0	28 AUG 2004	19
25	SALAZAR Jorge	3.5	7 DEC 1989	34
32	ROMO Fabian	4.0	22 JAN 1997	27
33	BOIE John	1.0	11 FEB 1991	33
44	MEYER Jeromie	2.0	11 APR 1997	27
			<b>Team Average</b>	32.0

**Coach:** TAYLOR Robert  
**Assistant Coach:** MEYER Scott

**Team Uniform Colour**  
**Light:** White  
**Dark:** Blue

Legend:	No.	Uniform Number
(C) Captain		



**Results**

Résultats

Game 1

**GBR 76 vs 55 GER**  
(18-8, 14-17, 20-17, 24-13)

Attendance: 12,799

Game Duration: 1:31

Referee: HARGREAVES Darrell

Commissioner: KUNOSIC Damir

Umpires: KRAPLJANOV Blaine; COLOMBATTI Cristian

Scoring by 5 min intervals:	GBR	Q1	Q2	Q3	Q4	GER
		10 18	22 32	40 52	65 76	
		4 8	14 25	36 42	46 55	

**GBR - Great Britain**

No.	Name	Sport Class	MIN	Field Goals		2 Points		3 Points		Free Throws		Rebounds			AS	TO	ST	BS	PF	FD	+/-	PTS	
				M/A	%	M/A	%	M/A	%	M/A	%	OR	DR	TOT									
0	FRYER Lee	4.0	4:14	1/1	100	1/1	100															-1	2
5	BROWN Simon	2.0	17:45	1/1	100	1/1	100					1	1			1		3				16	2
6	MARSH Kyle	2.0	17:45	5/10	50	5/8	63	0/2	0					2	1	1						16	10
7	BYWATER Terry	4.5	3:22	2/3	67	1/1	100	1/2	50							1						0	5
9	BROWN Harrison	2.5	DNP																				
10	JAMA Abdi	1.0	4:44	0/1	0	0/1	0					1	1									-2	0
*12	WARBURTON Gregg	2.0	40:00	12/26	46	12/24	50	0/2	0			1	6	7	8		1	4	21			24	24
*14	MANNING Lee	4.5	32:24	7/10	70	7/10	70			1/2	50	1	9	10		1	1	2	22			15	15
*16	PALMER Jim	1.0	17:31															1				7	0
20	CUSACK Peter	3.5	3:22	1/1	100	1/1	100												1			0	2
*33	FOX Ben	3.5	23:44	4/8	50	4/8	50			4/4	100	1	4	5		1	2	1	2			7	12
*94	PRATT Philip James (C)	3.0	35:09	1/8	13	1/6	17	0/2	0	2/2	100		6	6	18		1	1	3			19	4
Team / Coach												1	1		1								
<b>Totals</b>				34/69	49	33/61	54	1/8	13	7/8	88	3	28	31	28	4	8		9	12	21		76
Coach		JOHNSON Bill (CAN)																					
Assistant Coach		JOHNSON Joey (CAN)																					

**GER - Germany**

No.	Name	Sport Class	MIN	Field Goals		2 Points		3 Points		Free Throws		Rebounds			AS	TO	ST	BS	PF	FD	+/-	PTS
				M/A	%	M/A	%	M/A	%	M/A	%	OR	DR	TOT								
*5	DREIMULLER Nico	2.0	31:16	5/10	50	5/8	63	0/2	0			3	3	5	3			2	1	-12	10	
6	GUNTNER Matthias	4.5	22:37	9/17	53	9/16	56	0/1	0	1/3	33	3	2	5	1	4	1	2	5	-14	19	
8	HELL Tobias	1.0	21:31																		-15	0
*9	GLOSSNER Lukas	1.0	18:29											1	1			2			-6	0
10	HALLER Jan (C)	2.0	8:44	0/3	0	0/3	0					1	1	1							-9	0
11	SADLER Jan	3.0	5:00	1/1	100			1/1	100			1	1	1							-2	3
12	ALBRECHT Jens-Eike	3.0	19:31	4/8	50	4/8	50					4	4	1	3		1	1			-21	8
*13	BOEHME Thomas	3.0	29:30	4/8	50	3/6	50	1/2	50			7	7	10					2		-13	9
*14	HALOUSKI Aliaksandr	4.5	16:02	1/4	25	1/2	50	0/2	0			9	9	4	1		3				-10	2
*15	BUDDE Alexander	3.5	24:59	2/6	33	2/6	33					1	3	4	1	1	1	1			-9	4
16	REIER Thomas	4.5	1:21	0/1	0	0/1	0											1			3	0
18	LAMMERING Julian	3.5	1:00																		3	0
Team / Coach												1	1	2		3						
<b>Totals</b>				26/58	45	24/50	48	2/8	25	1/3	33	5	31	36	24	16	1	1	12	9	-21	55
Coach		ENGEL Michael																				
Assistant Coach		KLUCK Martin																				

	GBR	GER
Points from Turnovers	16	5
Points in the Paint	30 (15/22) 68%	20 (10/23) 43%
Second Chance Points	2	4
Fast Break Points	8	
Bench Points	21	30

	GBR	GER
Biggest Lead	24	2
Biggest Scoring Run	10-0 (56-42)	4-0 (18-10)
Lead Changes		1
Times Tied		1
Time Leading	36:47	1:14

Legend:			
%	Shooting Percentage	(C)	Captain
BS	Blocked Shots	DNP	Did Not Play
MIN	Minutes Played	No.	Uniform Number
Qx	Quarter	ST	Steals
*	Game Starters	DR	Defensive Rebounds
+/-	Plus-Minus	OR	Offensive Rebounds
AS	Assists	PF	Fouls
M/A	Made / Attempts	TOT	Total Rebounds
PTS	Points		



**Results**

Résultats

Game 3

**USA 66 vs 56 ESP**  
(18-17, 14-12, 14-11, 20-16)

Attendance: 12,682

Game Duration: 1:36

Referee: HsIEH Shu-Fei

Commissioner: MARSON Stefania

Umpires: RADYKAS Linas; NIKAIIDO Shunsuke

Scoring by 5 min intervals:	USA	Q1	Q2	Q3	Q4	ESP
		10 18	24 32	38 46	55 66	
		6 17	23 29	31 40	51 56	

**USA - United States of America**

No.	Name	Sport Class	MIN	Field Goals		2 Points		3 Points		Free Throws		Rebounds			AS	TO	ST	BS	PF	FD	+/-	PTS	
				M/A	%	M/A	%	M/A	%	M/A	%	OR	DR	TOT									
*2	WILLIAMS Jake	2.5	34:40	9/21	43	7/15	47	2/6	33	2/4	50	1	5	6	7	3	2	1	1	4	6	22	
3	JOURDAN Talen	1.0	10:56											1					2		6	0	
*8	BELL Brian	4.5	32:17	4/8	50	4/8	50			2/2	100	2	8	10	1		1		1	2	9	10	
*11	SERIO Steve (C)	3.5	35:20	5/13	38	5/11	45	0/2	0	2/4	50	2	9	11	12	2	1		3	8	11	12	
14	SCHULTE Paul	3.0	5:20	0/3	0	0/3	0						1	1							4	0	
15	HINZE Nate	4.5	2:23	1/4	25	1/3	33	0/1	0			1		1					1		-3	2	
*16	JENIFER Trevon	2.5	34:40	7/7	100	7/7	100						3	3	1	1			3	1	6	14	
24	FITZPATRICK AJ	3.0	5:20	0/2	0	0/2	0						1	1							4	0	
25	SALAZAR Jorge	3.5	10:00	1/4	25	1/4	25					1	2	3							3	2	
32	ROMO Fabian	4.0	DNP																				
*33	BOIE John	1.0	29:04	2/3	67	2/3	67												3		4	4	
44	MEYER Jeromie	2.0	DNP																				
Team / Coach												2	2	4									
<b>Totals</b>				29/65	45	27/56	48	2/9	22	6/10	60	9	31	40	22	6	5	1	14	15	10	66	
<b>Coach</b>		TAYLOR Robert																					
<b>Assistant Coach</b>		MEYER Scott																					

**ESP - Spain**

No.	Name	Sport Class	MIN	Field Goals		2 Points		3 Points		Free Throws		Rebounds			AS	TO	ST	BS	PF	FD	+/-	PTS	
				M/A	%	M/A	%	M/A	%	M/A	%	OR	DR	TOT									
5	STIX Daniel	1.5	21:35	1/1	100	1/1	100			1/2	50								3	1	-8	3	
*7	ZARZUELA Pablo J.	3.0	9:02	1/1	100	1/1	100							1	2					1	-3	2	
*8	SANCHEZ Francisco J.	1.0	5:49																	1	-4	0	
*9	ZARZUELA Alejandro	3.0	31:03	3/6	50	3/6	50			3/4	75	2	6	8	1	3		1	2	3	-10	9	
10	DIALLO Amadou T.	3.0	12:24	1/2	50	1/2	50			0/2	0		2	2					1	-6	2		
11	RUIZ Jordi	2.5	25:51	4/12	33	3/10	30	1/2	50			2	2			2			2		-3	9	
13	GARCIA Asier (C)	4.0	11:02	1/7	14	1/7	14			1/2	50		4	4	3	1			2	-7	3		
16	ONRUBIA Oscar	1.5	20:56	0/5	0	0/3	0	0/2	0				1	1	3	1			1	-1	0		
*22	LORENZO Manuel E.	3.0	25:00	4/10	40	4/10	40			1/3	33	4	4	8	2	1			2	3	-2	9	
*24	ORTEGA Ignacio	4.0	28:58	6/13	46	5/12	42	1/1	100	4/4	100		4	4	6	2			5	2	-3	17	
55	PRIETO Eduardo G.	4.0	8:20	1/2	50	1/2	50					1	1	2		1					-3	2	
90	RUIZ Alexis	3.5	DNP																				
Team / Coach												1	3	4									
<b>Totals</b>				22/59	37	20/54	37	2/5	40	10/17	59	8	27	35	16	11	2	1	15	14	-10	56	
<b>Coach</b>		CARRION Abraham																					
<b>Assistant Coach</b>		MUIÑO Rafael																					

	USA	ESP
Points from Turnovers	14	7
Points in the Paint	46 (23/37) 62%	28 (14/30) 47%
Second Chance Points	7	11
Fast Break Points	2	2
Bench Points	4	19

	USA	ESP
Biggest Lead	13	1
Biggest Scoring Run	8-0 (38-29)	5-0 (38-34)
Lead Changes		2
Times Tied		2
Time Leading	37:35	0:24

Legend:			
%	Shooting Percentage	(C)	Captain
BS	Blocked Shots	DNP	Did Not Play
MIN	Minutes Played	No.	Uniform Number
Qx	Quarter	ST	Steals
*	Game Starters	DR	Defensive Rebounds
+/-	Plus-Minus	OR	Offensive Rebounds
AS	Assists	TO	Turnovers
M/A	Made / Attempts	PF	Fouls
PTS	Points	TOT	Total Rebounds



**Results**

Résultats

Game 5

**AUS 55 vs 66 NED**  
(16-12, 14-16, 10-16, 15-22)

Attendance: 11,029

Game Duration: 1:36

Referee: GAUTHIER Sebastien

Commissioner: TIMMS Janine

Umpires: FRONCZAK Adam; GAMEZ PEREIRA Mauricio

Scoring by 5 min intervals:	AUS	Q1		Q2		Q3		Q4	
		NED	8	16	21	30	35	40	48
		4	12	22	28	34	44	56	66

**AUS - Australia**

No.	Name	Sport Class	MIN	Field Goals		2 Points		3 Points		Free Throws		Rebounds			AS	TO	ST	BS	PF	FD	+/-	PTS	
				M/A	%	M/A	%	M/A	%	M/A	%	OR	DR	TOT									
1	WHITE Sammy	1.0	DNP																				
*2	PINDER Frank	1.0	24:28	1/6	17	1/6	17					3	1	4		1			2	1	-5	2	
3	BROWN Jaylen	4.0	17:11	2/4	50	1/3	33	1/1	100				2	2	2	2	1		2	1	-10	5	
4	LEARD Eithen	2.0	16:35	1/4	25	1/3	33	0/1	0	0/2	0	1	1	2	1	2			3	1	-9	2	
*5	LATHAM Bill	4.0	33:11	7/15	47	7/15	47			2/4	50	3	10	13	3	4	1		2	6	-10	16	
7	NORRIS Shaun	3.0	12:18	4/7	57	3/4	75	1/3	33	0/1	0		3	3	5				1	1	2	9	
*9	KNOWLES Tristan (C)	4.0	27:21	4/10	40	3/5	60	1/5	20			2	4	6	5		1		4	3	-5	9	
10	BLAIR Jannik	1.0	15:32																		1	-6	0
*11	O'NEILL-THORNE Tom	3.0	29:59	4/11	36	1/1	100	3/10	30	1/2	50		6	6	2	5	1		2	2	-10	12	
13	POPLE Luke	2.5	DNP																				
15	McHUGH Thomas	4.5	DNP																				
*18	EVANS Phil	2.0	23:25	0/2	0	0/2	0						3	3		1			2		-2	0	
Team / Coach												1	1	2		2							
<b>Totals</b>				23/59	39	17/39	44	6/20	30	3/9	33	10	31	41	18	16	3		18	16	-11	55	
<b>Coach</b>		NESS Brad																					
<b>Assistant Coach</b>		STIBNERS Brett																					

**NED - Netherlands**

No.	Name	Sport Class	MIN	Field Goals		2 Points		3 Points		Free Throws		Rebounds			AS	TO	ST	BS	PF	FD	+/-	PTS
				M/A	%	M/A	%	M/A	%	M/A	%	OR	DR	TOT								
*0	de JONG Frank	1.0	40:00	1/2	50	1/2	50			0/2	0		2	2		1			2	3	11	2
*1	POGGENWISCH Robin	3.0	37:35	4/6	67	4/5	80	0/1	0	0/3	0	2	4	6	6	1	1		2	5	13	8
*2	OP den ORTH Mendel	4.0	38:18	12/22	55	12/22	55			2/4	50	1	11	12	7	3	3		5	5	10	26
*3	CEGIL Anil	1.5	18:02	0/1	0	0/1	0										1				-4	0
7	de BOER Patrick	3.0	21:58	4/5	80	4/5	80			1/2	50	1	2	3	1		1	2	1	15	9	
*11	BELLERS Mattijs	4.5	11:05	4/9	44	4/8	50	0/1	0	0/2	0	2	1	3		1			2	2	-2	8
12	EVEN Gijs	4.5	6:57	1/4	25	1/4	25						2	2	1				2	1	-2	2
15	ZANTINGE Quinten (C)	3.0	24:23	5/15	33	4/13	31	1/2	50			1	2	3	9	2	1		4	1	13	11
17	TWIGT Arie	3.5	1:42												1	1					1	0
21	van TRIJP Camilo	1.0	DNP																			
23	KORKMAZ Mustafa	3.0	DNP																			
38	van LIERE Joeri	1.0	DNP																			
Team / Coach												2	4	6								
<b>Totals</b>				31/64	48	30/60	50	1/4	25	3/13	23	9	28	37	25	9	7	1	17	18	11	66
<b>Coach</b>		van ROOTSELAAR Cees																				
<b>Assistant Coach</b>		de ROOIJ Anton																				

	AUS	NED
Points from Turnovers	13	12
Points in the Paint	26 (13/24) 54%	34 (17/23) 74%
Second Chance Points	3	6
Fast Break Points		
Bench Points	16	22

	AUS	NED
Biggest Lead	6	14
Biggest Scoring Run	6-0 (8-4)	8-0 (35-42)
Lead Changes		10
Times Tied		4
Time Leading	15:05	20:04

Legend:			
%	Shooting Percentage	(C)	Captain
BS	Blocked Shots	DNP	Did Not Play
MIN	Minutes Played	No.	Uniform Number
Qx	Quarter	ST	Steals
*	Game Starters	DR	Defensive Rebounds
+/-	Plus-Minus	OR	Offensive Rebounds
AS	Assists	TO	Turnovers
FD	Fouls Drawn	PF	Fouls
M/A	Made / Attempts	TOT	Total Rebounds
PTS	Points		



**Results**

Résultats

Game 7

**ESP 68 vs 60 AUS**  
(19-12, 14-13, 19-5, 16-30)

Attendance: 10,147

Game Duration: 2:00

Referee: ETZELMUELLER Erik

Commissioner: MAGALLANES REYES Juan

Umpires: MATHIAS Gustavo; VILLARD Celine

Scoring by 5 min intervals:	ESP	Q1	Q2	Q3	Q4	AUS
	6	19	24	33	40	52
	6	12	17	25	27	30
					56	68
					40	60

**ESP - Spain**

No.	Name	Sport Class	MIN	Field Goals		2 Points		3 Points		Free Throws		Rebounds			AS	TO	ST	BS	PF	FD	+/-	PTS
				M/A	%	M/A	%	M/A	%	M/A	%	OR	DR	TOT								
5	STIX Daniel	1.5	10:00							2/2	100					1			4	2	-3	2
*7	ZARZUELA Pablo J.	3.0	16:05	3/4	75	3/4	75						2	2		2	1		1	1	3	6
*8	SANCHEZ Francisco J.	1.0	23:14	0/1	0	0/1	0						2	2	1	3			1		3	0
*9	ZARZUELA Alejandro	3.0	40:00	11/13	85	11/13	85			3/4	75	1	8	9	2	2			1	7	8	25
10	DIALLO Amadou T.	3.0	19:00	0/1	0	0/1	0			2/2	100		2	2	1	1			4	1	15	2
11	RUIZ Jordi	2.5	18:09	1/6	17	1/6	17					1	1	3	2	1			2	1	8	2
13	GARCIA Asier (C)	4.0	12:52	4/7	57	3/6	50	1/1	100				3	3	4	3			2		-2	9
16	ONRUBIA Oscar	1.5	8:38										1	1		2					1	3
*22	LORENZO Manuel E.	3.0	19:47	2/8	25	2/8	25						3	3		2		1	5	1	2	4
*24	ORTEGA Ignacio	4.0	26:57	5/12	42	4/9	44	1/3	33	5/6	83	1	7	8	9	1	4		2	7	10	16
55	PRIETO Eduardo G.	4.0	2:03	1/2	50	1/2	50						1	1							-5	2
90	RUIZ Alexis	3.5	3:15	0/1	0	0/1	0						1	1	1	1				1	-2	0
Team / Coach													3	3		1						
<b>Totals</b>				27/55	49	25/51	49	2/4	50	12/14	86	3	33	36	21	19	8	1	22	22	8	68
<b>Coach</b>		CARRION Abraham																				
<b>Assistant Coach</b>		MUINO Rafael																				

**AUS - Australia**

No.	Name	Sport Class	MIN	Field Goals		2 Points		3 Points		Free Throws		Rebounds			AS	TO	ST	BS	PF	FD	+/-	PTS
				M/A	%	M/A	%	M/A	%	M/A	%	OR	DR	TOT								
1	WHITE Sammy	1.0	3:44							0/2	0									1	-8	0
*2	PINDER Frank	1.0	13:49									2	2								-6	0
3	BROWN Jaylen	4.0	27:52	7/17	41	6/14	43	1/3	33	7/10	70	1	5	6	1	2	2		3	10	-14	22
4	LEARD Eithen	2.0	23:00	4/13	31	3/7	43	1/6	17	1/3	33	1	3	4	6	3	1		4	4	12	10
*5	LATHAM Bill	4.0	16:16	3/6	50	3/6	50			0/1	0	1	2	3	1				4	1	4	6
7	NORRIS Shaun	3.0	27:26	5/11	45	5/9	56	0/2	0			2	2	4		2	4		2	2	-4	10
*9	KNOWLES Tristan (C)	4.0	22:08	1/6	17	1/4	25	0/2	0			1	5	6	8	4	1		1	2	-12	2
10	BLAIR Jannik	1.0	16:11	1/1	100	1/1	100								1				2		-16	2
*11	O'NEILL-THORNE Tom	3.0	22:34	2/4	50	2/3	67	0/1	0	0/2	0		5	5	6	1	3		4	1	10	4
13	POPLE Luke	2.5	DNP																			
15	McHUGH Thomas	4.5	3:44	0/2	0	0/1	0	0/1	0				1	1		1					-8	0
*18	EVANS Phil	2.0	23:16	2/4	50	2/4	50					2	1	3	1	1	2		3		2	4
Team / Coach												1	1	2		1						
<b>Totals</b>				25/64	39	23/49	47	2/15	13	8/18	44	11	25	36	23	16	13		23	21	-8	60
<b>Coach</b>		NESS Brad																				
<b>Assistant Coach</b>		STIBNERS Brett																				

	ESP	AUS
Points from Turnovers	13	21
Points in the Paint	40 (20/32) 63%	38 (19/36) 53%
Second Chance Points	4	8
Fast Break Points	9	7
Bench Points	17	44

	ESP	AUS
Biggest Lead	22	4
Biggest Scoring Run	10-0 (52-30)	7-0 (56-45)
Lead Changes		1
Times Tied		2
Time Leading	33:38	4:35

Legend:			
%	Shooting Percentage	(C)	Captain
BS	Blocked Shots	DNP	Did Not Play
MIN	Minutes Played	No.	Uniform Number
Qx	Quarter	ST	Steals
*	Game Starters	DR	Defensive Rebounds
+/-	Plus-Minus	OR	Offensive Rebounds
AS	Assists	TO	Turnovers
M/A	Made / Attempts	PF	Fouls
PTS	Points	TOT	Total Rebounds
FD	Fouls Drawn		





## Results

Résultats

Game 9

**FRA 68 vs 83 CAN**  
(20-26, 21-13, 13-22, 14-22)

Attendance: 12,726

Game Duration: 1:40

Referee: PEIC Krunoslav

Commissioner: KUNOSIC Damir

Umpires: TAHMASIAN Geghard; PAJER Tomas

Scoring by 5 min intervals:	FRA	Q1	Q2	Q3	Q4	CAN
		13	20	28	41	49
		16	26	31	39	51
				49	54	60
				51	61	71
						68
						83

### FRA - France

No.	Name	Sport Class	MIN	Field Goals		2 Points		3 Points		Free Throws		Rebounds			AS	TO	ST	BS	PF	FD	+/-	PTS	
				M/A	%	M/A	%	M/A	%	M/A	%	OR	DR	TOT									
*4	BAYLE Remi	2.5	20:42	1/3	33	1/3	33			1/2	50	2	4	6		2			2	2	-24	3	
*5	RAMONET Alexis	4.0	12:36	2/7	29	1/4	25	1/3	33				1	1	3					1	-11	5	
7	CAYOL Audrey (C)	1.5	27:29	2/5	40	2/5	40						1	1	2	1	1		2	1	-4	4	
8	LUCE Jordan	4.5	DNP																				
9	MEHIAOUI Soufyane	3.0	22:17	4/8	50	4/6	67	0/2	0	2/4	50	2	2	4	6	2	2		2	2	7	10	
10	LAURERI Jerome	1.0	DNP																				
25	CARLIER Christophe	3.0	27:29	2/7	29	2/7	29			2/6	33		5	5	1				2	4	-4	6	
*26	DURAN Jerome	2.0	33:07	0/4	0	0/4	0					3	1	4	4	3			2	2	-2	0	
29	HARDOUIN Louis	2.5	9:52	1/3	33	1/2	50	0/1	0				1	1	2	2			2	1	-15	2	
*64	JOUANSSERRE Nicolas	4.5	36:56	16/25	64	11/20	55	5/5	100	1/1	100		6	6	2				3	3	-13	38	
*92	GUIRASSY Ibrahim	1.0	9:32																		-9	0	
93	TRAORE Mamady	4.0	DNP																				
Team / Coach												1	1	2		2							
<b>Totals</b>				28/62	45	22/51	43	6/11	55	6/13	46	8	22	30	18	14	3		15	14	-15	68	
<b>Coach</b>		BORNERAND Franck																					
<b>Assistant Coach</b>		CAINE Steve (GBR)																					

### CAN - Canada

No.	Name	Sport Class	MIN	Field Goals		2 Points		3 Points		Free Throws		Rebounds			AS	TO	ST	BS	PF	FD	+/-	PTS
				M/A	%	M/A	%	M/A	%	M/A	%	OR	DR	TOT								
4	GONCIN Nikola	4.5	5:48	1/3	33	1/1	100	0/2	0	0/2	0		2	2	1	1			1	1	-4	2
*5	OSTEPCHUK Garrett	2.0	34:12	3/6	50	3/6	50							2	1				4		19	6
6	HEDGES Robert (C)	2.5	5:48	1/3	33	1/3	33									1			1		-4	2
*7	DALLAIRE Vincent	1.5	40:00	2/4	50	2/4	50					3	1	4	1	1	1		2	1	15	4
8	MUTWARE Blaise	3.5	DNP																			
*9	HIGGINS Colin	4.5	37:08	14/23	61	11/17	65	3/6	50	7/9	78		7	7	6	4			2	8	16	38
10	MELYMICK Lee	1.0	DNP																			
11	JASSMAN Chad	1.5	DNP																			
*12	ANDERSON Patrick	4.5	37:04	14/23	61	14/21	67	0/2	0	3/3	100	1	11	12	13	1	3	1	1	4	18	31
13	VERMETTE Jonathan	1.0	5:48																1		-4	0
*14	MILLER Tyler	1.5	34:12	0/1	0	0/1	0					1	2	3	1				2	1	19	0
15	DE'AETH Reed	4.5	DNP																			
Team / Coach												1	3	4								
<b>Totals</b>				35/63	56	32/53	60	3/10	30	10/14	71	6	26	32	24	8	5	1	14	15	15	83
<b>Coach</b>		FERIANI Matteo (ITA)																				
<b>Assistant Coach</b>		PAIMER Nicolas																				

	FRA	CAN
Points from Turnovers	10	15
Points in the Paint	16 (8/18) 44%	44 (22/32) 69%
Second Chance Points	3	7
Fast Break Points	6	13
Bench Points	22	4

	FRA	CAN
Biggest Lead	6	16
Biggest Scoring Run	11-0 (39-33)	15-0 (49-58)
Lead Changes		2
Times Tied		4
Time Leading	6:56	31:08

Legend:			
%	Shooting Percentage	(C)	Captain
BS	Blocked Shots	DNP	Did Not Play
MIN	Minutes Played	No.	Uniform Number
Qx	Quarter	ST	Steals
*	Game Starters	DR	Defensive Rebounds
+/-	Plus-Minus	OR	Offensive Rebounds
AS	Assists	TO	Turnovers
M/A	Made / Attempts	PF	Fouls
PTS	Points	TOT	Total Rebounds
FD	Fouls Drawn		



**Results**  
Résultats

Game 12

**CAN 58 vs 88 GBR**  
(14-29, 19-21, 15-24, 10-14)

Attendance: 12,761  
Game Duration: 1:33

Referee: RADYKAS Linas  
Umpires: KOC Yekta; STROK Drazen

Commissioner: MARSON Stefania

Scoring by 5 min intervals:

	Q1	Q2	Q3	Q4
<b>CAN</b>	8 14	25 33	39 48	52 58
<b>GBR</b>	15 29	41 50	62 74	80 88

**CAN - Canada**

No.	Name	Sport Class	MIN	Field Goals		2 Points		3 Points		Free Throws		Rebounds			AS	TO	ST	BS	PF	FD	+/-	PTS	
				M/A	%	M/A	%	M/A	%	M/A	%	OR	DR	TOT									
4	GONCIN Nikola	4.5	21:07	3/10	30	1/7	14	2/3	67				6	6	2	2			4	3	-13	8	
*5	OSTEPCHUK Garrett	2.0	21:29	1/5	20	1/5	20			2/2	100		2	2	3	1			2	2	-20	4	
6	HEDGES Robert (C)	2.5	19:24	4/7	57	4/7	57					1	1	2		1	1	1			-13	8	
*7	DALLAIRE Vincent	1.5	21:37	2/5	40	2/5	40			1/2	50	1		1	1				2	1	-22	5	
8	MUTWARE Blaise	3.5	2:39	0/1	0	0/1	0						1	1							0	0	
*9	HIGGINS Colin	4.5	20:28	5/11	45	4/6	67	1/5	20	3/4	75		1	1	3	4			3	3	-21	14	
10	MELYMICK Lee	1.0	8:03	2/3	67	2/3	67									1					-8	4	
11	JASSMAN Chad	1.5	20:00	1/2	50	1/2	50						1	1	1	1	1		2		-6	2	
*12	ANDERSON Patrick	4.5	23:18	5/9	56	4/7	57	1/2	50				2	2	3	1			1	1	-21	11	
13	VERMETTE Jonathan	1.0	8:42	0/1	0	0/1	0												2		-5	0	
*14	MILLER Tyler	1.5	20:45									1	1	2			2		4		-16	0	
15	DE'AETH Reed	4.5	12:28	1/3	33	1/3	33							3	3	2	1	1	1	1	-5	2	
Team / Coach												1	3	4		2							
<b>Totals</b>				24/57	42	20/47	43	4/10	40	6/8	75	4	21	25	15	14	4	2	21	10	-30	58	
<b>Coach</b>		FERIANI Matteo (ITA)																					
<b>Assistant Coach</b>		PAIMER Nicolas																					

**GBR - Great Britain**

No.	Name	Sport Class	MIN	Field Goals		2 Points		3 Points		Free Throws		Rebounds			AS	TO	ST	BS	PF	FD	+/-	PTS
				M/A	%	M/A	%	M/A	%	M/A	%	OR	DR	TOT								
0	FRYER Lee	4.0	14:22	5/6	83	5/6	83			2/2	100		4	4		3	2		3	2	7	12
5	BROWN Simon	2.0	DNP																			
6	MARSH Kyle	2.0	16:03	1/6	17	1/5	20	0/1	0			1		1	3	1	1		1		6	2
7	BYWATER Terry	4.5	6:28	2/3	67	2/2	100	0/1	0				2	2	2						2	4
9	BROWN Harrison	2.5	10:00	0/1	0	0/1	0			2/4	50	1	2	3						4	4	2
10	JAMA Abdi	1.0	10:00	4/7	57	4/7	57						2	2	3						2	8
*12	WARBURTON Gregg	2.0	33:57	4/13	31	4/13	31					1	2	3	10	1	2		1	3	28	8
*14	MANNING Lee	4.5	19:10	8/11	73	8/11	73			3/5	60	6	3	9		1	1	1	1	4	21	19
*16	PALMER Jim	1.0	20:00										2	2							24	0
20	CUSACK Peter	3.5	12:04	0/2	0	0/2	0						1	1					1		7	0
*33	FOX Ben	3.5	24:49	5/6	83	5/6	83			3/3	100		5	5					2	5	25	13
*94	PRATT Philip James (C)	3.0	33:07	8/11	73	7/9	78	1/2	50	3/3	100		3	3	10	3	2		1	3	24	20
Team / Coach													3	3								
<b>Totals</b>				37/66	56	36/62	58	1/4	25	13/17	76	9	29	38	28	9	8	1	10	21	30	88
<b>Coach</b>		JOHNSON Bill (CAN)																				
<b>Assistant Coach</b>		JOHNSON Joey (CAN)																				

	CAN	GBR
Points from Turnovers	14	18
Points in the Paint	20 (10/21) 48%	34 (17/26) 65%
Second Chance Points	1	5
Fast Break Points	10	13
Bench Points	24	28

	CAN	GBR
Biggest Lead		31
Biggest Scoring Run	5-0 (33-48)	9-0 (14-31)
Lead Changes		
Times Tied		
Time Leading	0:00	39:44

**Legend:**

%	Shooting Percentage	(C)	Captain	*	Game Starters	+/-	Plus-Minus	AS	Assists
BS	Blocked Shots	DNP	Did Not Play	DR	Defensive Rebounds	FD	Fouls Drawn	M/A	Made / Attempts
MIN	Minutes Played	No.	Uniform Number	OR	Offensive Rebounds	PF	Fouls	PTS	Points
Qx	Quarter	ST	Steals	TO	Turnovers	TOT	Total Rebounds		



**Results**

Résultats

Game 13

**NED 34 vs 60 USA**  
(4-17, 15-12, 13-14, 2-17)

Attendance: 12,741

Game Duration: 1:24

Referee: COLOMBATTI Cristian

Commissioner: MARSON Stefania

Umpires: WANG Fengqin; JELENIC Milutin

Scoring by 5 min intervals:	NED USA	Q1		Q2		Q3		Q4	
		2	4	9	19	25	32	32	34
		9	17	24	29	35	43	54	60

**NED - Netherlands**

No.	Name	Sport Class	MIN	Field Goals		2 Points		3 Points		Free Throws		Rebounds			AS	TO	ST	BS	PF	FD	+/-	PTS	
				M/A	%	M/A	%	M/A	%	M/A	%	OR	DR	TOT									
*0	de JONG Frank	1.0	34:16	2/2	100	2/2	100						2	3	1	2	1	1	2		-20	4	
*1	POGGENWISCH Robin	3.0	29:22	1/3	33	1/2	50	0/1	0			3	4	7	10	3	2		2		-11	2	
*2	OP den ORTH Mendel	4.0	29:22	12/26	46	12/25	48	0/1	0	2/4	50	2	7	9	1	3			2	4	-11	26	
*3	CEGIL Anil	1.5	14:19	0/1	0	0/1	0						1	1					2		-8	0	
7	de BOER Patrick	3.0	15:05	0/1	0	0/1	0			0/2	0		4	4		1			3	1	-14	0	
*11	BELLERS Mattijs	4.5	14:28	0/7	0	0/6	0	0/1	0			1	2	3	1				1	1	-16	0	
12	EVEN Gijs	4.5	9:39	0/4	0	0/3	0	0/1	0				1	1						2	-10	0	
15	ZANTINGE Quinten (C)	3.0	25:41	0/11	0	0/9	0	0/2	0			1	2	3	4	2			1		-18	0	
17	TWIGT Arie	3.5	5:44	0/3	0	0/2	0	0/1	0				1	1	1		1				-6	0	
21	van TRIJP Camilo	1.0	1:58									1		1			1				0	0	
23	KORKMAZ Mustafa	3.0	11:26	1/4	25	1/3	33	0/1	0											2	-1	2	
38	van LIERE Joeri	1.0	8:40																1		-15	0	
Team / Coach												2	2	4									
<b>Totals</b>				16/62	26	16/54	30	0/8	0	2/6	33	10	26	37	17	12	4	1	14	10	-26	34	
<b>Coach</b>		van ROOTSELAAR Cees																					
<b>Assistant Coach</b>		de ROOIJ Anton																					

**USA - United States of America**

No.	Name	Sport Class	MIN	Field Goals		2 Points		3 Points		Free Throws		Rebounds			AS	TO	ST	BS	PF	FD	+/-	PTS
				M/A	%	M/A	%	M/A	%	M/A	%	OR	DR	TOT								
*2	WILLIAMS Jake	2.5	32:12	8/17	47	7/13	54	1/4	25				6	6	4	2	2		1	1	28	17
3	JOURDAN Talen	1.0	10:11	0/1	0	0/1	0						1	1							1	0
*8	BELL Brian	4.5	29:41	8/13	62	8/12	67	0/1	0	2/3	67	3	8	11	3	2			2	3	24	18
*11	SERIO Steve (C)	3.5	32:40	5/10	50	4/9	44	1/1	100	2/4	50		6	6	8	1	1	1	2	3	21	13
14	SCHULTE Paul	3.0	3:05												1						-6	0
15	HINZE Nate	4.5	7:14	1/2	50	1/2	50			1/2	50		1	1					1	1	8	3
*16	JENIFER Trevon	2.5	36:17	1/6	17	1/6	17			1/2	50	2	6	8	2	1	3		1	4	32	3
24	FITZPATRICK AJ	3.0	3:05																		-6	0
25	SALAZAR Jorge	3.5	5:42	1/3	33	1/3	33								1				1		-5	2
32	ROMO Fabian	4.0	4:43	1/3	33	1/3	33						2	2	1						4	2
*33	BOIE John	1.0	29:49	1/2	50	1/2	50						1	1					1	1	25	2
44	MEYER Jeromie	2.0	5:21	0/2	0	0/2	0								1				1	1	4	0
Team / Coach												2	4	6								
<b>Totals</b>				26/59	44	24/53	45	2/6	33	6/11	55	7	35	42	19	8	6	1	10	14	26	60
<b>Coach</b>		TAYLOR Robert																				
<b>Assistant Coach</b>		MEYER Scott																				

	NED	USA
Points from Turnovers	8	16
Points in the Paint	20 (10/20) 50%	18 (9/18) 50%
Second Chance Points	5	5
Fast Break Points	4	2
Bench Points	2	7

	NED	USA
Biggest Lead	2	26
Biggest Scoring Run	8-0 (17-27)	16-0 (2-16)
Lead Changes		1
Times Tied		
Time Leading	1:56	37:49

<b>Legend:</b>									
%	Shooting Percentage	(C)	Captain	*	Game Starters	+/-	Plus-Minus	AS	Assists
BS	Blocked Shots	DR	Defensive Rebounds	FD	Fouls Drawn	M/A	Made / Attempts	MIN	Minutes Played
No.	Uniform Number	OR	Offensive Rebounds	PF	Fouls	PTS	Points	Qx	Quarter
ST	Steals	TO	Turnovers	TOT	Total Rebounds				



## Results

Résultats

Game 15

**GER 72 vs 64 FRA**  
(17-19, 19-15, 14-17, 22-13)

Attendance: 12,778

Game Duration: 1:51

Referee: MATHIAS Gustavo

Commissioner: TIMMS Janine

Umpires: NIKAIIDO Shunsuke; KRAPLJANOV Blaine

Scoring by 5 min intervals:	GER	Q1	Q2	Q3	Q4	FRA
		4 17	30 36	40 50	55 72	
		13 19	27 34	45 51	54 64	

### GER - Germany

No.	Name	Sport Class	MIN	Field Goals		2 Points		3 Points		Free Throws		Rebounds			AS	TO	ST	BS	PF	FD	+/-	PTS
				M/A	%	M/A	%	M/A	%	M/A	%	OR	DR	TOT								
*5	DREIMULLER Nico	2.0	36:31	6/8	75	6/8	75			2/5	40	2	3	5	6	2	1		4	4	13	14
6	GUNTNER Matthias	4.5	27:01	10/13	77	10/13	77			2/4	50	2	9	11	6				1	4	19	22
8	HELL Tobias	1.0	19:29										2	2					2		3	0
*9	GLOSSNER Lukas	1.0	20:31	0/1	0	0/1	0						1	1							5	0
10	HALLER Jan (C)	2.0	12:44	1/2	50	1/2	50						1	1	2	2				1	0	2
11	SADLER Jan	3.0	DNP																			
12	ALBRECHT Jens-Eike	3.0	10:12	1/3	33	1/3	33			1/2	50			1					1	1	5	3
*13	BOEHME Thomas	3.0	29:54	6/18	33	6/12	50	0/6	0	3/6	50		8	8	2	1			2	6	3	15
*14	HALOUSKI Aliaksandr	4.5	22:14	5/10	50	5/8	63	0/2	0	0/1	0		5	5	3	1			4	1	-6	10
*15	BUDDE Alexander	3.5	21:24	2/4	50	2/4	50			2/3	67		4	4	1	3			4	3	-2	6
16	REIER Thomas	4.5	DNP																			
18	LAMMERING Julian	3.5	DNP																			
Team / Coach													3	3								
<b>Totals</b>				31/59	53	31/51	61	0/8	0	10/21	48	4	36	40	27	10	2		18	20	8	72
<b>Coach</b>		ENGEL Michael																				
<b>Assistant Coach</b>		KLUCK Martin																				

### FRA - France

No.	Name	Sport Class	MIN	Field Goals		2 Points		3 Points		Free Throws		Rebounds			AS	TO	ST	BS	PF	FD	+/-	PTS
				M/A	%	M/A	%	M/A	%	M/A	%	OR	DR	TOT								
*4	BAYLE Remi	2.5	16:48	1/1	100	1/1	100			1/2	50		4	4	1					2	-1	3
5	RAMONET Alexis	4.0	7:27	1/5	20	1/3	33	0/2	0					2							-2	2
*7	CAYOL Audrey (C)	1.5	33:11	3/9	33	3/9	33			0/2	0	1	1	2	2				2	1	-8	6
8	LUCE Jordan	4.5	DNP																			
9	MEHIAOUI Soufyane	3.0	31:54	4/11	36	4/9	44	0/2	0	4/5	80	2	6	8	10		1		5	5	-7	12
10	LAURERI Jerome	1.0	DNP																			
*25	CARLIER Christophe	3.0	30:00	3/7	43	3/7	43			1/1	100		6	6	4	3	1		4	3	-4	7
*26	DURAN Jerome	2.0	39:43	5/9	56	5/8	63	0/1	0	0/1	0	1	3	4	5	1	1		3	2	-11	10
29	HARDOUIN Louis	2.5	7:49	1/1	100	1/1	100							1					3	1	-1	2
*64	JOUANSERRE Nicolas	4.5	33:08	10/22	45	10/18	56	0/4	0	2/3	67		6	6	2				3	4	-6	22
92	GUIRASSY Ibrahim	1.0	DNP																			
93	TRAORE Mamady	4.0	DNP																			
Team / Coach												1	3	4		1						
<b>Totals</b>				28/65	43	28/56	50	0/9	0	8/14	57	5	29	34	25	7	3		20	18	-8	64
<b>Coach</b>		BORNERAND Franck																				
<b>Assistant Coach</b>		CAINE Steve (GBR)																				

	GER	FRA
Points from Turnovers	6	11
Points in the Paint	40 (20/23) 87%	40 (20/29) 69%
Second Chance Points	8	1
Fast Break Points	9	2
Bench Points	27	16

	GER	FRA
Biggest Lead	8	9
Biggest Scoring Run	8-0 (52-51)	7-0 (2-9)
Lead Changes		5
Times Tied		5
Time Leading	14:45	22:23

Legend:			
%	Shooting Percentage	(C)	Captain
BS	Blocked Shots	DNP	Did Not Play
MIN	Minutes Played	No.	Uniform Number
Qx	Quarter	ST	Steals
*	Game Starters	DR	Defensive Rebounds
+/-	Plus-Minus	OR	Offensive Rebounds
AS	Assists	TO	Turnovers
M/A	Made / Attempts	PF	Fouls
PTS	Points	TOT	Total Rebounds



**Results**

Résultats

Game 16

**AUS 69 vs 76 USA**  
(21-22, 18-23, 18-23, 12-8)

Attendance: 12,679

Game Duration: 1:39

Referee: PAJER Tomas

Commissioner: MARSON Stefania

Umpires: STROK Drazen; ETZELMUELLER Erik

Scoring by 5 min intervals:	AUS	Q1	Q2	Q3	Q4	USA
		9 21	33 39	47 57	61 69	
		10 22	34 45	57 68	71 76	

**AUS - Australia**

No.	Name	Sport Class	MIN	Field Goals		2 Points		3 Points		Free Throws		Rebounds			AS	TO	ST	BS	PF	FD	+/-	PTS	
				M/A	%	M/A	%	M/A	%	M/A	%	OR	DR	TOT									
1	WHITE Sammy	1.0	6:33							0/2	0	1	1							2	0	0	
*2	PINDER Frank	1.0	21:47	2/2	100	2/2	100			1/3	33	2	1	3	1	1			4	2	-5	5	
3	BROWN Jaylen	4.0	18:01	1/3	33	1/2	50	0/1	0	0/6	0		7	7	2		1	1	5	-8	2		
4	LEARD Eithen	2.0	25:12	3/10	30	2/5	40	1/5	20	1/2	50		1	1	5	3			1	2	-8	8	
*5	LATHAM Bill	4.0	27:30	5/13	38	5/13	38			1/1	100	3	6	9	1	2			1	2	-2	11	
7	NORRIS Shaun	3.0	6:52	1/1	100	1/1	100			1/1	100		1	1						1	1	3	
*9	KNOWLES Tristan (C)	4.0	26:11	5/8	63	4/5	80	1/3	33	2/2	100		5	5	5	2	1		3	1	-6	13	
10	BLAIR Jannik	1.0	8:06	1/2	50	1/2	50														0	2	
*11	O'NEILL-THORNE Tom	3.0	29:44	5/10	50	1/2	50	4/8	50				2	2		1	1		2	2	-12	14	
13	POPLE Luke	2.5	5:51	1/3	33			1/3	33				2	2		1			1	1	3	3	
15	McHUGH Thomas	4.5	5:51	1/2	50	1/2	50						3	3							3	2	
*18	EVANS Phil	2.0	18:22	3/6	50	3/6	50						1	1					1		-1	6	
Team / Coach												2	1	3									
<b>Totals</b>				28/60	47	21/40	53	7/20	35	6/17	35	8	30	38	14	10	2	1	14	18	-7	69	
<b>Coach</b>		NESS Brad																					
<b>Assistant Coach</b>		STIBNERS Brett																					

**USA - United States of America**

No.	Name	Sport Class	MIN	Field Goals		2 Points		3 Points		Free Throws		Rebounds			AS	TO	ST	BS	PF	FD	+/-	PTS
				M/A	%	M/A	%	M/A	%	M/A	%	OR	DR	TOT								
*2	WILLIAMS Jake	2.5	20:00	10/18	56	7/13	54	3/5	60	1/1	100		2	2	5				1	2	6	24
3	JOURDAN Talen	1.0	13:38												1				2		-2	0
*8	BELL Brian	4.5	25:35	4/6	67	4/6	67			1/2	50		5	5	4	1	1		2	2	13	9
*11	SERIO Steve (C)	3.5	28:12	3/8	38	3/6	50	0/2	0			1	3	4	9	1			1		-1	6
14	SCHULTE Paul	3.0	10:00	1/2	50	1/2	50						2	2		1			2	1	-4	2
15	HINZE Nate	4.5	4:25	1/1	100	1/1	100						1	1					1		-2	2
*16	JENIFER Trevon	2.5	30:00	4/5	80	4/5	80						3	3	4		1	1		1	11	8
24	FITZPATRICK AJ	3.0	10:00	0/4	0	0/3	0	0/1	0				5	5	3				1		-4	0
25	SALAZAR Jorge	3.5	11:48	1/3	33	1/3	33			2/4	50		2	2					3	3	-1	4
32	ROMO Fabian	4.0	10:00	4/8	50	4/6	67	0/2	0	3/3	100		2	2	2	1	1			2	5	11
*33	BOIE John	1.0	26:22	2/4	50	2/3	67	0/1	0				1	1					3	2	9	4
44	MEYER Jeromie	2.0	10:00	3/4	75	3/4	75						2	2	1				2	1	5	6
Team / Coach												2	2									
<b>Totals</b>				33/63	52	30/52	58	3/11	27	7/10	70	1	30	31	28	4	3	2	18	14	7	76
<b>Coach</b>		TAYLOR Robert																				
<b>Assistant Coach</b>		MEYER Scott																				

	AUS	USA
Points from Turnovers		9
Points in the Paint	34 (17/29) 59%	32 (16/23) 70%
Second Chance Points	5	2
Fast Break Points	6	7
Bench Points	20	25

	AUS	USA
Biggest Lead	5	15
Biggest Scoring Run	7-0 (7-2)	9-0 (9-15)
Lead Changes		6
Times Tied		2
Time Leading	3:12	34:18

Legend:			
%	Shooting Percentage	(C)	Captain
BS	Blocked Shots	DR	Defensive Rebounds
No.	Uniform Number	OR	Offensive Rebounds
ST	Steals	TO	Turnovers
*	Game Starters	FD	Fouls Drawn
+/-	Plus-Minus	PF	Fouls
M/A	Made / Attempts	TOT	Total Rebounds
PTS	Points	AS	Assists
		MIN	Minutes Played
		Qx	Quarter



## Results

Résultats

Game 19

**NED 53 vs 68 ESP**  
(18-14, 13-21, 15-14, 7-19)

Attendance: 12,725

Game Duration: 1:42

Referee: GAUTHIER Sebastien

Commissioner: MAGALLANES REYES Juan

Umpires: PEIC Krunoslav; ZAMPONI Maurizio

Scoring by 5 min intervals:	NED	Q1		Q2		Q3		Q4	
		ESP	10	18	24	31	40	46	46
		7	14	24	35	43	49	56	68

### NED - Netherlands

No.	Name	Sport Class	MIN	Field Goals		2 Points		3 Points		Free Throws		Rebounds			AS	TO	ST	BS	PF	FD	+/-	PTS	
				M/A	%	M/A	%	M/A	%	M/A	%	OR	DR	TOT									
*0	de JONG Frank	1.0	38:06	2/6	33	2/6	33						1	1	1	2			5		-13	4	
*1	POGGENWISCH Robin	3.0	33:40	2/7	29	2/6	33	0/1	0			2	7	9	7	2			1	2	-11	4	
*2	OP den ORTH Mendel	4.0	22:39	3/9	33	3/8	38	0/1	0	1/2	50		5	5	3	1				7	-5	7	
*3	CEGIL Anil	1.5	12:13	1/1	100	1/1	100									1					5	2	
7	de BOER Patrick	3.0	6:44	0/3	0	0/3	0					1		1		1					-10	0	
*11	BELLERS Mattijs	4.5	29:58	8/19	42	7/16	44	1/3	33	5/8	63	2	9	11	3	1	3	1	3	5	-1	22	
12	EVEN Gijs	4.5	14:58	3/7	43	3/7	43			0/2	0				1	1	1		5	3	-7	6	
15	ZANTINGE Quinten (C)	3.0	16:22	1/4	25	1/3	33	0/1	0				2	2	2	2		1	2	1	-18	2	
17	TWIGT Arie	3.5	2:42	2/3	67	1/2	50	1/1	100	0/1	0					1					-2	5	
21	van TRIJP Camilo	1.0	DNP																				
23	KORKMAZ Mustafa	3.0	3:18							1/2	50									1	-4	1	
38	van LIERE Joeri	1.0	19:20																1		-9	0	
Team / Coach												1	1	2		1							
<b>Totals</b>				22/59	37	20/52	38	2/7	29	7/15	47	6	25	31	17	13	4	2	17	19	-15	53	
<b>Coach</b>		van ROOTSELAAR Cees																					
<b>Assistant Coach</b>		de ROOIJ Anton																					

### ESP - Spain

No.	Name	Sport Class	MIN	Field Goals		2 Points		3 Points		Free Throws		Rebounds			AS	TO	ST	BS	PF	FD	+/-	PTS	
				M/A	%	M/A	%	M/A	%	M/A	%	OR	DR	TOT									
5	STIX Daniel	1.5	1:52										1	1					1		0	0	
*7	ZARZUELA Pablo J.	3.0	23:15	1/5	20	1/5	20			0/2	0	2	1	3	2		1			1	5	2	
*8	SANCHEZ Francisco J.	1.0	19:25																2		4	0	
*9	ZARZUELA Alejandro	3.0	36:58	5/7	71	5/7	71			2/2	100	1	9	10	1		2		2	3	18	12	
10	DIALLO Amadou T.	3.0	8:15	0/2	0	0/2	0									1			1		-6	0	
11	RUIZ Jordi	2.5	22:09	5/9	56	5/8	63	0/1	0				2	2	5	1			2		11	10	
13	GARCIA Asier (C)	4.0	10:53	4/9	44	4/9	44			2/2	100		3	3	6	1			4	4	8	10	
16	ONRUBIA Oscar	1.5	18:43	0/1	0	0/1	0			2/2	100					1			3	2	11	2	
*22	LORENZO Manuel E.	3.0	27:49	4/8	50	4/8	50			3/5	60	2	5	7		3	2		3	3	17	11	
*24	ORTEGA Ignacio	4.0	27:33	8/16	50	7/12	58	1/4	25	2/2	100	1	8	9	7	4	1		3	4	7	19	
55	PRIETO Eduardo G.	4.0	1:34	0/1	0	0/1	0														0	0	
90	RUIZ Alexis	3.5	1:34	1/1	100	1/1	100														0	2	
Team / Coach														4	4								
<b>Totals</b>				28/59	47	27/54	50	1/5	20	11/15	73	6	33	39	21	11	6			21	17	15	68
<b>Coach</b>		CARRION Abraham																					
<b>Assistant Coach</b>		MUINO Rafael																					

	NED	ESP
Points from Turnovers	6	19
Points in the Paint	26 (13/28) 46%	34 (17/32) 53%
Second Chance Points	6	5
Fast Break Points		8
Bench Points	14	24

	NED	ESP
Biggest Lead	8	18
Biggest Scoring Run	5-0 (38-37)	11-0 (46-58)
Lead Changes		5
Times Tied		1
Time Leading	15:02	23:40

Legend:			
%	Shooting Percentage	(C)	Captain
BS	Blocked Shots	DNP	Did Not Play
MIN	Minutes Played	No.	Uniform Number
Qx	Quarter	ST	Steals
*	Game Starters	DR	Defensive Rebounds
+/-	Plus-Minus	OR	Offensive Rebounds
AS	Assists	TO	Turnovers
FD	Fouls Drawn	PF	Fouls
M/A	Made / Attempts	TOT	Total Rebounds
PTS	Points		



**Results**

Résultats

Game 22

**GER 52 vs 68 CAN**  
(11-16, 13-21, 18-27, 10-4)

Attendance: 8,891

Game Duration: 1:33

Referee: NIKAIDO Shunsuke

Commissioner: KUNOSIC Damir

Umpires: ZAMPONI Maurizio; HARGREAVES Darrell

Scoring by 5 min intervals:

	Q1		Q2		Q3		Q4	
GER	4	11	15	24	34	42	46	52
CAN	11	16	25	37	52	64	68	68

**GER - Germany**

No.	Name	Sport Class	MIN	Field Goals		2 Points		3 Points		Free Throws		Rebounds			AS	TO	ST	BS	PF	FD	+/-	PTS	
				M/A	%	M/A	%	M/A	%	M/A	%	OR	DR	TOT									
*5	DREIMULLER Nico	2.0	17:40	2/6	33	2/5	40	0/1	0				1	1	2		1		1	1	-20	4	
6	GUNTNER Matthias	4.5	22:00	6/17	35	5/15	33	1/2	50	4/4	100	3	8	11	2	1			2	3	0	17	
8	HELL Tobias	1.0	21:36										1	1					1		-8	0	
*9	GLOSSNER Lukas	1.0	21:41																1		-14	0	
10	HALLER Jan (C)	2.0	21:46	0/3	0	0/2	0	0/1	0				3	3					3		9	0	
11	SADLER Jan	3.0	10:00	0/3	0	0/2	0	0/1	0	0/2	0		5	5						1	6	0	
12	ALBRECHT Jens-Eike	3.0	19:43	1/5	20	1/4	25	0/1	0			1	3	4	3				1	1	-6	2	
*13	BOEHME Thomas	3.0	25:38	5/12	42	3/6	50	2/6	33	5/5	100		5	5	4	2			1	4	-10	17	
*14	HALOUSKI Aliaksandr	4.5	16:53	2/7	29	2/7	29			2/4	50		5	5	2				2	2	-27	6	
*15	BUDDE Alexander	3.5	12:45	0/2	0	0/2	0									1			2		-20	0	
16	REIER Thomas	4.5	7:07	1/3	33	1/3	33			0/1	0	1	1	2	2	1	1			1	4	2	
18	LAMMERING Julian	3.5	3:11	2/3	67	2/3	67														6	4	
Team / Coach																							
<b>Totals</b>				19/61	31	16/49	33	3/12	25	11/16	69	5	34	39	15	5	2			14	13	-16	52
Coach		ENGEL Michael																					
Assistant Coach		KLUCK Martin																					

**CAN - Canada**

No.	Name	Sport Class	MIN	Field Goals		2 Points		3 Points		Free Throws		Rebounds			AS	TO	ST	BS	PF	FD	+/-	PTS	
				M/A	%	M/A	%	M/A	%	M/A	%	OR	DR	TOT									
4	GONCIN Nikola	4.5	23:10	4/12	33	4/9	44	0/3	0				9	9	3				4	4	0	8	
*5	OSTEPCHUK Garrett	2.0	23:11	2/6	33	2/6	33			1/2	50		2	2						1	8	5	
6	HEDGES Robert (C)	2.5	20:00	1/5	20	1/5	20								1	3	1			1	2	2	
*7	DALLAIRE Vincent	1.5	17:42									1	1	2	1			1			13	0	
8	MUTWARE Blaise	3.5	3:11							0/2	0		1	1					1	1	-6	0	
*9	HIGGINS Colin	4.5	19:17	5/12	42	3/6	50	2/6	33	2/3	67	1	7	8	6				1	3	9	14	
10	MELYMICK Lee	1.0	7:18	1/3	33	1/3	33					1	2	3	1		1				-7	2	
11	JASSMAN Chad	1.5	19:07	3/5	60	3/5	60					3	1	4	1				1		9	6	
*12	ANDERSON Patrick	4.5	16:50	6/11	55	5/8	63	1/3	33	4/4	100	2	5	7	2				1	3	16	17	
13	VERMETTE Jonathan	1.0	15:00	0/3	0	0/3	0						1	1					3		10	0	
*14	MILLER Tyler	1.5	17:42	0/1	0	0/1	0					1	2	3							13	0	
15	DE'AETH Reed	4.5	17:32	5/12	42	3/6	50	2/6	33	2/2	100	1	5	6	3	1	1	1	2	1	13	14	
Team / Coach																							
<b>Totals</b>				27/70	39	22/52	42	5/18	28	9/13	69	11	38	49	18	4	3	2		13	14	16	68
Coach		FERIANI Matteo (ITA)																					
Assistant Coach		PAIMER Nicolas																					

	GER	CAN
Points from Turnovers	2	4
Points in the Paint	18 (9/21) 43%	20 (10/22) 45%
Second Chance Points	4	13
Fast Break Points		
Bench Points	25	32

	GER	CAN
Biggest Lead		22
Biggest Scoring Run	7-0 (38-52)	8-0 (38-60)
Lead Changes		
Times Tied		
Time Leading	0:00	39:48

**Legend:**

%	Shooting Percentage	(C)	Captain	*	Game Starters	+/-	Plus-Minus	AS	Assists
BS	Blocked Shots	DR	Defensive Rebounds	FD	Fouls Drawn	M/A	Made / Attempts	MIN	Minutes Played
No.	Uniform Number	OR	Offensive Rebounds	PF	Fouls	PTS	Points	Qx	Quarter
ST	Steals	TO	Turnovers	TOT	Total Rebounds				



**Results**

Résultats

Game 23

**FRA 50 vs 85 GBR**

(13-21, 14-16, 15-24, 8-24)

Attendance: 12,721

Game Duration: 1:34

Referee: COLOMBATTI Cristian

Commissioner: MAGALLANES REYES Juan

Umpires: HSIEH Shu-Fei; FRONCZAK Adam

Scoring by 5 min intervals:

	Q1	Q2	Q3	Q4
<b>FRA</b>	7 13	21 27	33 42	46 50
<b>GBR</b>	12 21	31 37	49 61	68 85

**FRA - France**

No.	Name	Sport Class	MIN	Field Goals		2 Points		3 Points		Free Throws		Rebounds			AS	TO	ST	BS	PF	FD	+/-	PTS					
				M/A	%	M/A	%	M/A	%	M/A	%	OR	DR	TOT													
*4	BAYLE Remi	2.5	15:20	2/4	50	2/4	50			2/2	100		1	1				1	1	1	1	-23	6				
*5	RAMONET Alexis	4.0	25:37	3/10	30	3/6	50	0/4	0	3/5	60		2	2	4	2	1		1	3	-16	9					
7	CAYOL Audrey (C)	1.5	DNP																								
8	LUCE Jordan	4.5	7:55	1/5	20	1/4	25	0/1	0	0/2	0	1		1	1	2	1			1	-16	2					
9	MEHIAOUI Soufyane	3.0	20:15	2/5	40	2/4	50	0/1	0			1	4	5	7	1		1	2	2	-11	4					
10	LAURERI Jerome	1.0	4:25										1	1							-11	0					
25	CARLIER Christophe	3.0	27:28	5/9	56	5/8	63	0/1	0			2	6	8	1	3	1		1	1	-14	10					
*26	DURAN Jerome	2.0	19:45	1/5	20	1/4	25	0/1	0			3	2	5	3	2			2	2	-24	2					
29	HARDOUIN Louis	2.5	17:27	4/7	57	4/6	67	0/1	0	0/1	0		1	1	1	2	1			2	-9	8					
*64	JOUANSERRE Nicolas	4.5	11:05	1/5	20	1/5	20			1/2	50		1	1	1	1			1	2	-8	3					
*92	GUIRASSY Ibrahim	1.0	35:35	3/5	60	3/5	60			0/1	0	1		1		4			2	1	-24	6					
93	TRAORE Mamady	4.0	15:08	0/2	0	0/2	0					1	3	4	1			1	2		-19	0					
Team / Coach																											
<b>Totals</b>																											
<b>Coach</b>		BORNERAND Franck																									
<b>Assistant Coach</b>		CAINE Steve (GBR)																									

**GBR - Great Britain**

No.	Name	Sport Class	MIN	Field Goals		2 Points		3 Points		Free Throws		Rebounds			AS	TO	ST	BS	PF	FD	+/-	PTS					
				M/A	%	M/A	%	M/A	%	M/A	%	OR	DR	TOT													
0	FRYER Lee	4.0	13:26	0/4	0	0/4	0			2/2	100		4	4	3				2	1	15	2					
5	BROWN Simon	2.0	DNP																								
6	MARSH Kyle	2.0	15:06	4/9	44	3/6	50	1/3	33			1	2	3	4						15	9					
7	BYWATER Terry	4.5	10:00	5/8	63	3/5	60	2/3	67	1/2	50		2	2	3	1	3		2	1	16	13					
9	BROWN Harrison	2.5	13:26	2/2	100	2/2	100						1	1	1					2	15	4					
10	JAMA Abdi	1.0	13:06	1/3	33	1/3	33						2	2		1			1	1	1	2					
*12	WARBURTON Gregg	2.0	27:32	8/17	47	8/17	47			4/4	100	1	2	3	7	1	3		1	4	20	20					
*14	MANNING Lee	4.5	27:22	6/8	75	6/8	75					2	7	9	2	1			2	1	19	12					
*16	PALMER Jim	1.0	24:16												1	1			4		34	0					
20	CUSACK Peter	3.5	7:11									1		1					1		0	0					
*33	FOX Ben	3.5	22:01	4/8	50	4/8	50					2	5	7	1	1		1	1	1	20	8					
*94	PRATT Philip James (C)	3.0	26:34	7/10	70	6/9	67	1/1	100				2	2	13	2	2		2	1	20	15					
Team / Coach																											
<b>Totals</b>																											
<b>Coach</b>		JOHNSON Bill (CAN)																									
<b>Assistant Coach</b>		JOHNSON Joey (CAN)																									

	FRA	GBR
Points from Turnovers	8	23
Points in the Paint	26 (13/21) 62%	38 (19/29) 66%
Second Chance Points	6	11
Fast Break Points	7	4
Bench Points	24	30

	FRA	GBR
Biggest Lead		35
Biggest Scoring Run	5-0 (40-55)	10-0 (46-73)
Lead Changes		
Times Tied		1
Time Leading	0:00	39:13

**Legend:**

%	Shooting Percentage	(C)	Captain	*	Game Starters	+/-	Plus-Minus	AS	Assists
BS	Blocked Shots	DNP	Did Not Play	DR	Defensive Rebounds	FD	Fouls Drawn	M/A	Made / Attempts
MIN	Minutes Played	No.	Uniform Number	OR	Offensive Rebounds	PF	Fouls	PTS	Points
Qx	Quarter	ST	Steals	TO	Turnovers	TOT	Total Rebounds		





## Results

Résultats

Game 26

**ESP 49 vs 57 GER**  
(13-12, 6-14, 20-17, 10-14)

Attendance: 11,279

Game Duration: 1:36

Referee: GAUTHIER Sebastien

Commissioner: MAGALLANES REYES Juan

Umpires: VILLARD Celine; HARGREAVES Darrell

Scoring by 5 min intervals:		Q1		Q2		Q3		Q4	
ESP		4	13	19	19	27	39	41	49
GER		6	12	19	26	31	43	51	57

### ESP - Spain

No.	Name	Sport Class	MIN	Field Goals		2 Points		3 Points		Free Throws		Rebounds			AS	TO	ST	BS	PF	FD	+/-	PTS	
				M/A	%	M/A	%	M/A	%	M/A	%	OR	DR	TOT									
5	STIX Daniel	1.5	11:42											1					1		-4	0	
*7	ZARZUELA Pablo J.	3.0	24:20	2/2	100	2/2	100			1/2	50	1	2	3	2	1	1		2	1	0	5	
*8	SANCHEZ Francisco J.	1.0	24:20	0/1	0	0/1	0						1	1				1			0	0	
*9	ZARZUELA Alejandro	3.0	40:00	1/4	25	1/4	25						9	9	3	2		2	4		-8	2	
10	DIALLO Amadou T.	3.0	3:58																		-4	0	
11	RUIZ Jordi	2.5	10:00	2/6	33	2/5	40	0/1	0						1						-8	4	
13	GARCIA Asier (C)	4.0	11:43	4/11	36	4/10	40	0/1	0				4	4	1	2		2	1		-4	8	
16	ONRUBIA Oscar	1.5	9:38	1/5	20	1/3	33	0/2	0				1	1							-4	2	
*22	LORENZO Manuel E.	3.0	30:22	1/2	50	1/2	50			1/4	25	1	4	5		1	1	1	2	4	-4	3	
*24	ORTEGA Ignacio	4.0	27:07	9/22	41	8/17	47	1/5	20	2/2	100		6	6	5	5	1	3	4		-2	21	
55	PRIETO Eduardo G.	4.0	6:50	2/3	67	2/3	67									1		2	2		-2	4	
90	RUIZ Alexis	3.5	DNP																				
Team / Coach												1	4	5									
<b>Totals</b>				22/56	39	21/47	45	1/9	11	4/8	50	3	31	34	13	12	3	1	15	18	-8	49	
<b>Coach</b>		CARRION Abraham																					
<b>Assistant Coach</b>		MUIÑO Rafael																					

### GER - Germany

No.	Name	Sport Class	MIN	Field Goals		2 Points		3 Points		Free Throws		Rebounds			AS	TO	ST	BS	PF	FD	+/-	PTS
				M/A	%	M/A	%	M/A	%	M/A	%	OR	DR	TOT								
*5	DREIMULLER Nico	2.0	40:00	5/14	36	5/10	50	0/4	0			1	1		1	1		1	1	8	10	
*6	GUNTNER Matthias	4.5	19:28	1/8	13	1/5	20	0/3	0				4	4	1		1		1	-3	2	
8	HELL Tobias	1.0	16:13	1/1	100	1/1	100											4	1	8	2	
*9	GLOSSNER Lukas	1.0	23:47												1	1		2		0	0	
10	HALLER Jan (C)	2.0	DNP																			
11	SADLER Jan	3.0	DNP																			
12	ALBRECHT Jens-Eike	3.0	8:32	0/2	0	0/2	0					1	1	2		1		1	1	-2	0	
*13	BOEHME Thomas	3.0	40:00	8/22	36	5/16	31	3/6	50	7/7	100	3	12	15	7	3			7	8	26	
14	HALOUSKI Aliaksandr	4.5	20:32	7/12	58	6/10	60	1/2	50				6	6	6	2	1	5	1	11	15	
*15	BUDDE Alexander	3.5	31:28	1/3	33	1/3	33					1	3	4		2	2	5	3	10	2	
16	REIER Thomas	4.5	DNP																			
18	LAMMERING Julian	3.5	DNP																			
Team / Coach												2	6	8								
<b>Totals</b>				23/62	37	19/47	40	4/15	27	7/7	100	8	32	40	15	10	5		18	15	8	57
<b>Coach</b>		ENGEL Michael																				
<b>Assistant Coach</b>		KLUCK Martin																				

	ESP	GER
Points from Turnovers	5	8
Points in the Paint	18 (9/17) 53%	18 (9/22) 41%
Second Chance Points	2	3
Fast Break Points	5	4
Bench Points	18	17

	ESP	GER
Biggest Lead	4	12
Biggest Scoring Run	6-0 (25-26)	7-0 (19-26)
Lead Changes	9	
Times Tied	4	
Time Leading	6:14	30:22

Legend:			
%	Shooting Percentage	(C)	Captain
BS	Blocked Shots	DNP	Did Not Play
MIN	Minutes Played	No.	Uniform Number
Qx	Quarter	ST	Steals
*	Game Starters	DR	Defensive Rebounds
+/-	Plus-Minus	OR	Offensive Rebounds
AS	Assists	PF	Fouls
M/A	Made / Attempts	TOT	Total Rebounds
PTS	Points		



**Results**

Résultats

Game 27

**CAN 79 vs 67 NED**  
(18-19, 26-10, 21-22, 14-16)

Attendance: 11,279

Game Duration: 1:33

Referee: HSIEH Shu-Fei

Commissioner: KUNOSIC Damir

Umpires: PEIC Krunoslav; ETZELMUELLER Erik

Scoring by 5 min intervals:	CAN	Q1	Q2	Q3	Q4	NED
		10 18	28 44	50 65	71 79	
		11 19	23 29	39 51	57 67	

**CAN - Canada**

No.	Name	Sport Class	MIN	Field Goals		2 Points		3 Points		Free Throws		Rebounds			AS	TO	ST	BS	PF	FD	+/-	PTS										
				M/A	%	M/A	%	M/A	%	M/A	%	OR	DR	TOT																		
4	GONCIN Nikola	4.5	25:23	8/13	62	8/11	73	0/2	0	0/1	0		4	4	7	1	1		3	2	19	16										
*5	OSTEPCHUK Garrett	2.0	23:04	3/6	50	3/6	50						3	3	5	4	1		3		0	6										
6	HEDGES Robert (C)	2.5	16:56	2/2	100	2/2	100			3/3	100		4	4	1	1			1	2	12	7										
*7	DALLAIRE Vincent	1.5	14:45	3/3	100	3/3	100												2		-10	6										
8	MUTWARE Blaise	3.5	DNP																													
*9	HIGGINS Colin	4.5	14:37	3/7	43	3/4	75	0/3	0				2	2	1				3	2	-7	6										
10	MELYMICK Lee	1.0	DNP																													
11	JASSMAN Chad	1.5	8:19	3/3	100	3/3	100								1	1					10	6										
*12	ANDERSON Patrick	4.5	40:00	8/20	40	8/19	42	0/1	0	4/4	100	6	14	20	5	2			1	8	12	20										
13	VERMETTE Jonathan	1.0	16:56	1/2	50	1/2	50						1	1					1		12	2										
*14	MILLER Tyler	1.5	40:00	5/6	83	5/6	83						2	2	2	1			3	2	12	10										
15	DE'AETH Reed	4.5	DNP																													
Team / Coach												1	2	3																		
<b>Totals</b>				36/62	58	36/56	64	0/6	0	7/8	88	9	30	39	20	11	3			17	16	12	79									
<b>Coach</b>		FERIANI Matteo (ITA)																														
<b>Assistant Coach</b>		PAIMER Nicolas																														

**NED - Netherlands**

No.	Name	Sport Class	MIN	Field Goals		2 Points		3 Points		Free Throws		Rebounds			AS	TO	ST	BS	PF	FD	+/-	PTS										
				M/A	%	M/A	%	M/A	%	M/A	%	OR	DR	TOT																		
*0	de JONG Frank	1.0	40:00	2/4	50	2/4	50												3	2	-12	4										
*1	POGGENWISCH Robin	3.0	40:00	8/12	67	8/8	100	0/4	0	1/4	25	2	7	9	12	3			2	5	-12	17										
*2	OP den ORTH Mendel	4.0	31:49	7/15	47	7/15	47			4/4	100	1	5	6	3		1		5	5	-9	18										
*3	CEGIL Anil	1.5	22:03	0/2	0	0/2	0														-1	0										
7	de BOER Patrick	3.0	4:28																		-10	0										
*11	BELLERS Mattijs	4.5	22:44	5/13	38	5/12	42	0/1	0	2/4	50	2	3	5	1	1			1	3	-4	12										
12	EVEN Gijs	4.5	6:17	3/7	43	3/7	43					1	1	2					2		-3	6										
15	ZANTINGE Quinten (C)	3.0	14:28	4/11	36	4/9	44	0/2	0			1	1	1	1				1		-8	8										
17	TWIGT Arie	3.5	4:42										1	1	1		1		1		0	0										
21	van TRIJP Camilo	1.0	DNP																													
23	KORKMAZ Mustafa	3.0	10:00	1/2	50	1/1	100	0/1	0										1	2	2	2										
38	van LIERE Joeri	1.0	3:29																		-3	0										
Team / Coach												2	1	3																		
<b>Totals</b>				30/66	45	30/58	52	0/8	0	7/12	58	9	18	27	18	5	2			16	17	-12	67									
<b>Coach</b>		van ROOTSELAAR Cees																														
<b>Assistant Coach</b>		de ROOIJ Anton																														

	CAN	NED
Points from Turnovers	6	6
Points in the Paint	24 (12/20) 60%	36 (18/31) 58%
Second Chance Points	10	8
Fast Break Points		6
Bench Points	31	16

	CAN	NED
Biggest Lead	18	5
Biggest Scoring Run	10-0 (24-19)	10-0 (71-63)
Lead Changes		2
Times Tied		4
Time Leading	29:22	8:19

Legend:			
%	Shooting Percentage	(C)	Captain
BS	Blocked Shots	DNP	Did Not Play
MIN	Minutes Played	No.	Uniform Number
Qx	Quarter	ST	Steals
*	Game Starters	DR	Defensive Rebounds
+/-	Plus-Minus	OR	Offensive Rebounds
AS	Assists	PF	Fouls
M/A	Made / Attempts	TOT	Total Rebounds
PTS	Points		



## Results

Résultats

Game 25

**GBR 84 vs 64 AUS**

(17-16, 21-19, 18-16, 28-13)

Attendance: 12,652

Game Duration: 1:44

Referee: MATHIAS Gustavo

Commissioner: MARSON Stefania

Umpires: WANG Fengqin; JELENIC Milutin

Scoring by 5 min intervals:	GBR	Q1	Q2	Q3	Q4	AUS
	8	17	28	38	50	56
	8	16	25	35	41	51
					70	84
					57	64

### GBR - Great Britain

No.	Name	Sport Class	MIN	Field Goals		2 Points		3 Points		Free Throws		Rebounds			AS	TO	ST	BS	PF	FD	+/-	PTS
				M/A	%	M/A	%	M/A	%	M/A	%	OR	DR	TOT								
0	FRYER Lee	4.0	DNP																			
5	BROWN Simon	2.0	5:26															1		4	0	
6	MARSH Kyle	2.0	13:27	3/8	38	3/6	50	0/2	0	2/2	100		1	1	4	1	1	1	1	4	8	
7	BYWATER Terry	4.5	1:43	2/2	100	2/2	100													2	4	
9	BROWN Harrison	2.5	4:34							1/4	25				1				2	-2	1	
10	JAMA Abdi	1.0	1:43											1		1				4	0	
*12	WARBURTON Gregg	2.0	40:00	10/16	63	8/12	67	2/4	50			1	1	2	7	2		4	3	20	22	
*14	MANNING Lee	4.5	34:50	8/11	73	8/11	73			5/6	83	2	14	16		2		4	6	16	21	
*16	PALMER Jim	1.0	24:50															1		12	0	
20	CUSACK Peter	3.5	3:27	0/1	0	0/1	0						1	1						2	0	
*33	FOX Ben	3.5	30:00	13/14	93	13/14	93					2	2	4	4			4	4	18	26	
*94	PRATT Philip James (C)	3.0	40:00	1/7	14	1/6	17	0/1	0			1	6	7	18	3	2	1	2	20	2	
Team / Coach													1	1		1						
<b>Totals</b>				37/59	63	35/52	67	2/7	29	8/12	67	6	26	32	34	10	4		16	18	20	84
Coach		JOHNSON Bill (CAN)																				
Assistant Coach		JOHNSON Joey (CAN)																				

### AUS - Australia

No.	Name	Sport Class	MIN	Field Goals		2 Points		3 Points		Free Throws		Rebounds			AS	TO	ST	BS	PF	FD	+/-	PTS
				M/A	%	M/A	%	M/A	%	M/A	%	OR	DR	TOT								
1	WHITE Sammy	1.0	3:00																		0	0
*2	PINDER Frank	1.0	16:06									1	1	1	1	1		1	1	-18	0	
3	BROWN Jaylen	4.0	17:53	3/7	43	3/7	43			2/3	67		2	2	3		3	4	3	-2	8	
4	LEARD Eithen	2.0	20:45	2/5	40	1/2	50	1/3	33			1	1	1	2			3		-8	5	
*5	LATHAM Bill	4.0	31:54	10/17	59	10/17	59					2	5	7	3	1		4	4	-24	20	
7	NORRIS Shaun	3.0	15:36	0/3	0	0/1	0	0/2	0	2/2	100		2	2	4	1		1	1	-14	2	
*9	KNOWLES Tristan (C)	4.0	25:54	6/11	55	4/7	57	2/4	50	3/5	60		3	3	5	3		1	4	-10	17	
10	BLAIR Jannik	1.0	21:11	2/2	100	2/2	100					2		2	1			2	1	-2	4	
*11	O'NEILL-THORNE Tom	3.0	26:25	3/11	27	3/6	50	0/5	0			3	3	6	4	1		1	2	-8	6	
13	POPLE Luke	2.5	DNP																			
15	McHUGH Thomas	4.5	2:18	1/2	50	1/2	50							1	1					-2	2	
*18	EVANS Phil	2.0	18:58	0/1	0	0/1	0									1		1		-12	0	
Team / Coach													1	1		1						
<b>Totals</b>				27/59	46	24/45	53	3/14	21	7/10	70	7	18	25	23	11	5		18	16	-20	64
Coach		NESS Brad																				
Assistant Coach		STIBNERS Brett																				

	GBR	AUS
Points from Turnovers	15	6
Points in the Paint	48 (24/31) 77%	32 (16/33) 48%
Second Chance Points	12	2
Fast Break Points	4	10
Bench Points	13	21

	GBR	AUS
Biggest Lead	22	2
Biggest Scoring Run	7-0 (13-8)	4-0 (4-6)
Lead Changes		8
Times Tied		5
Time Leading	34:03	3:15

Legend:			
%	Shooting Percentage	(C)	Captain
BS	Blocked Shots	DNP	Did Not Play
MIN	Minutes Played	No.	Uniform Number
Qx	Quarter	ST	Steals
*	Game Starters	DR	Defensive Rebounds
+/-	Plus-Minus	OR	Offensive Rebounds
AS	Assists	PF	Fouls
M/A	Made / Attempts	TOT	Total Rebounds
PTS	Points		



## Results

Résultats

Game 28

**USA 82 vs 47 FRA**  
(24-12, 17-15, 27-10, 14-10)

Attendance: 12,652

Game Duration: 1:22

Referee: KRAPLJANOV Blaine

Commissioner: TIMMS Janine

Umpires: GAMEZ PEREIRA Mauricio; KOC Yekta

Scoring by 5 min intervals:	USA FRA	Q1		Q2		Q3		Q4	
		11	24	26	41	58	68	74	82
		6	12	23	27	33	37	43	47

### USA - United States of America

No.	Name	Sport Class	MIN	Field Goals		2 Points		3 Points		Free Throws		Rebounds			AS	TO	ST	BS	PF	FD	+/-	PTS
				M/A	%	M/A	%	M/A	%	M/A	%	OR	DR	TOT								
*2	WILLIAMS Jake	2.5	27:02	11/19	58	10/16	63	1/3	33				3	3	10	1	3		2		31	23
3	JOURDAN Talen	1.0	10:18																1		11	0
*8	BELL Brian	4.5	29:31	10/12	83	10/12	83			0/1	0	4	10	14	7			1	1	42	20	
*11	SERIO Steve (C)	3.5	27:23	6/14	43	6/12	50	0/2	0	1/2	50	2	7	9	7			1	2	14	13	
14	SCHULTE Paul	3.0	7:23	1/2	50	1/2	50						1	1	2			1	1	0	2	
15	HINZE Nate	4.5	3:10	0/2	0	0/2	0											2		-7	0	
*16	JENIFER Trevon	2.5	32:37	1/2	50	1/2	50			1/2	50	1	4	5	3				4	35	3	
24	FITZPATRICK AJ	3.0	7:23	0/3	0	0/3	0								1					0	0	
25	SALAZAR Jorge	3.5	14:29	5/12	42	5/12	42			1/1	100	3	5	8	2			2	1	17	11	
32	ROMO Fabian	4.0	5:31	2/3	67	2/2	100	0/1	0						2				1	4	4	
*33	BOIE John	1.0	29:42	1/1	100	1/1	100					2	2	4				1	1	24	2	
44	MEYER Jeremie	2.0	5:31	2/6	33	2/6	33													4	4	
Team / Coach													4	4								
<b>Totals</b>				39/76	51	38/70	54	1/6	17	3/6	50	12	36	48	34	1	3	1	11	10	35	82
Coach		TAYLOR Robert																				
Assistant Coach		MEYER Scott																				

### FRA - France

No.	Name	Sport Class	MIN	Field Goals		2 Points		3 Points		Free Throws		Rebounds			AS	TO	ST	BS	PF	FD	+/-	PTS
				M/A	%	M/A	%	M/A	%	M/A	%	OR	DR	TOT								
4	BAYLE Remi	2.5	27:42	0/2	0	0/2	0					1	1	3					2	-30	0	
5	RAMONET Alexis	4.0	24:29	2/7	29	2/4	50	0/3	0	0/2	0	2	2	5				1	1	-19	4	
*7	CAYOL Audrey (C)	1.5	15:31	1/3	33	1/3	33					1	1	1				1		-16	2	
8	LUCE Jordan	4.5	5:31	0/1	0	0/1	0					1	1	1				1		-4	0	
*9	MEHIAOUI Soufyane	3.0	4:39									1	1	1	1			1	1	-5	0	
10	LAURERI Jerome	1.0	DNP																			
*25	CARLIER Christophe	3.0	25:15	5/11	45	5/10	50	0/1	0	1/5	20	1	9	10				1	5	-18	11	
*26	DURAN Jerome	2.0	29:08	4/10	40	4/9	44	0/1	0			1	1	1	1			3		-24	8	
29	HARDOUIN Louis	2.5	28:15	5/10	50	5/10	50					3	3	3	1			1		-13	10	
*64	JOUANSERRE Nicolas	4.5	17:06	4/12	33	4/10	40	0/2	0	2/2	100	1	2	3	2			1	2	-29	10	
92	GUIRASSY Ibrahim	1.0	14:45	1/2	50	1/2	50					4		4						-17	2	
93	TRAORE Mamady	4.0	7:39	0/3	0	0/3	0						2	2	1					0	0	
Team / Coach													2	2		1						
<b>Totals</b>				22/61	36	22/54	41	0/7	0	3/9	33	6	25	31	18	6			10	11	-35	47
Coach		BORNERAND Franck																				
Assistant Coach		CAINE Steve (GBR)																				

	USA	FRA
Points from Turnovers	8	
Points in the Paint	58 (29/40) 73%	30 (15/28) 54%
Second Chance Points	15	5
Fast Break Points	14	4
Bench Points	21	16

	USA	FRA
Biggest Lead	35	
Biggest Scoring Run	11-0 (64-33)	7-0 (24-19)
Lead Changes		
Times Tied		
Time Leading	39:48	0:00

Legend:			
%	Shooting Percentage	(C)	Captain
BS	Blocked Shots	DNP	Did Not Play
MIN	Minutes Played	No.	Uniform Number
Qx	Quarter	ST	Steals
*	Game Starters	DR	Defensive Rebounds
+/-	Plus-Minus	OR	Offensive Rebounds
AS	Assists	TO	Turnovers
M/A	Made / Attempts	PF	Fouls
PTS	Points	TOT	Total Rebounds
FD	Fouls Drawn		



## Results

Résultats

Game 29

**ESP 74 vs 78 AUS**  
(24-16, 18-22, 16-21, 16-19)

Attendance: 11,430

Game Duration: 1:38

Referee: FRONCZAK Adam

Commissioner: MARSON Stefania

Umpires: TAHMASIAN Gegendard; ZAMPONI Maurizio

Scoring by 5 min intervals:		Q1		Q2		Q3		Q4	
ESP		14	24	32	42	49	58	65	74
AUS		7	16	26	38	49	59	65	78

### ESP - Spain

No.	Name	Sport Class	MIN	Field Goals		2 Points		3 Points		Free Throws		Rebounds			AS	TO	ST	BS	PF	FD	+/-	PTS	
				M/A	%	M/A	%	M/A	%	M/A	%	OR	DR	TOT									
5	STIX Daniel	1.5	6:50																			-8	0
*7	ZARZUELA Pablo J.	3.0	23:10	3/5	60	3/4	75	0/1	0	1/2	50		3	3	10	1			1	3	8	7	
*8	SANCHEZ Francisco J.	1.0	25:10	1/2	50	1/2	50					1		1							5	2	
*9	ZARZUELA Alejandro	3.0	34:44	7/11	64	7/11	64			2/4	50	3	5	8	3	1			2	4	2	16	
10	DIALLO Amadou T.	3.0	13:56	3/3	100	3/3	100						3	3		1			3		-9	6	
11	RUIZ Jordi	2.5	16:50	6/9	67	5/8	63	1/1	100			1	1	2	1	1			1	1	-12	13	
13	GARCIA Asier (C)	4.0	9:38	0/5	0	0/5	0						2	2	5	1	1		3		-4	0	
16	ONRUBIA Oscar	1.5	8:00	1/1	100	1/1	100								2				1		-1	2	
*22	LORENZO Manuel E.	3.0	29:20	6/9	67	6/9	67			1/2	50	2	3	5			1		3	4	2	13	
*24	ORTEGA Ignacio	4.0	30:22	6/16	38	4/14	29	2/2	100	1/2	50		4	4	10	6	2		2	3	0	15	
55	PRIETO Eduardo G.	4.0	DNP																				
90	RUIZ Alexis	3.5	2:00	0/1	0	0/1	0															-3	0
Team / Coach												2	2	4									
<b>Totals</b>				33/62	53	30/58	52	3/4	75	5/10	50	9	23	32	29	13	3	1	16	15	-4	74	
Coach		CARRION Abraham																					
Assistant Coach		MUINO Rafael																					

### AUS - Australia

No.	Name	Sport Class	MIN	Field Goals		2 Points		3 Points		Free Throws		Rebounds			AS	TO	ST	BS	PF	FD	+/-	PTS	
				M/A	%	M/A	%	M/A	%	M/A	%	OR	DR	TOT									
1	WHITE Sammy	1.0	16:34	1/1	100	1/1	100														9	2	
*2	PINDER Frank	1.0	17:52	2/3	67	2/3	67								1				2		1	4	
3	BROWN Jaylen	4.0	19:07	4/8	50	3/5	60	1/3	33			3	3	4	1	2			1	2	13	9	
4	LEARD Eithen	2.0	6:31	0/1	0	0/1	0					1	1	2		1					3	0	
*5	LATHAM Bill	4.0	39:44	14/21	67	14/21	67			5/5	100	1	5	6	5	1	2	1		3	2	33	
7	NORRIS Shaun	3.0	21:35	3/7	43	3/6	50	0/1	0	2/6	33	1	2	3	8		1		5	6	2	8	
*9	KNOWLES Tristan (C)	4.0	6:55	1/2	50	0/1	0	1/1	100						1				1		-11	3	
10	BLAIR Jannik	1.0	19:32																		-4	0	
*11	O'NEILL-THORNE Tom	3.0	18:25	2/6	33	2/3	67	0/3	0	4/6	67		4	4	8	1	1		2	3	2	8	
13	POPLE Luke	2.5	DNP																				
15	McHUGH Thomas	4.5	13:58	5/7	71	5/7	71			1/2	50		4	4	1	3			3	2	2	11	
*18	EVANS Phil	2.0	19:47	0/1	0	0/1	0					1	2	3	1	1	2		1		1	0	
Team / Coach												1	1	2		1							
<b>Totals</b>				32/57	56	30/49	61	2/8	25	12/19	63	4	22	26	30	9	8	2	15	16	4	78	
Coach		NESS Brad																					
Assistant Coach		STIBNERS Brett																					

	ESP	AUS
Points from Turnovers	5	10
Points in the Paint	48 (24/41) 59%	52 (26/38) 68%
Second Chance Points	10	5
Fast Break Points	2	4
Bench Points	21	30

	ESP	AUS
Biggest Lead	11	4
Biggest Scoring Run	9-0 (12-5)	8-0 (45-47)
Lead Changes	5	
Times Tied	11	
Time Leading	22:49	10:31

Legend:			
%	Shooting Percentage	(C)	Captain
BS	Blocked Shots	DNP	Did Not Play
MIN	Minutes Played	No.	Uniform Number
Qx	Quarter	ST	Steals
*	Game Starters	DR	Defensive Rebounds
+/-	Plus-Minus	OR	Offensive Rebounds
AS	Assists	TO	Turnovers
M/A	Made / Attempts	PF	Fouls
PTS	Points	TOT	Total Rebounds
FD	Fouls Drawn		



## Results

Résultats

Game 36

**GBR 71 vs 43 GER**  
(10-11, 18-13, 20-8, 23-11)

Attendance: 11,470

Game Duration: 1:30

Referee: COLOMBATTI Cristian

Commissioner: MAGALLANES REYES Juan

Umpires: FRONCZAK Adam; KRAPLJANOV Blaine

Scoring by 5 min intervals:	GBR	Q1	Q2	Q3	Q4	GER
	8	10	20	28	36	48
	7	11	18	24	26	32
					63	71
					35	43

### GBR - Great Britain

No.	Name	Sport Class	MIN	Field Goals		2 Points		3 Points		Free Throws		Rebounds			AS	TO	ST	BS	PF	FD	+/-	PTS
				M/A	%	M/A	%	M/A	%	M/A	%	OR	DR	TOT								
0	FRYER Lee	4.0	6:20	2/2	100	2/2	100			2/2	100	1	2	3	1		1		1	1	2	6
5	BROWN Simon	2.0	9:12										1	1					2	1	8	0
6	MARSH Kyle	2.0	13:47	0/2	0	0/2	0						1	1	2	2				1	6	0
7	BYWATER Terry	4.5	4:35	0/2	0			0/2	0				2	2	1						-2	0
9	BROWN Harrison	2.5	7:46										1	1		1			2		-2	0
10	JAMA Abdi	1.0	6:07	1/1	100	1/1	100														-5	2
*12	WARBURTON Gregg	2.0	35:25	17/27	63	16/24	67	1/3	33				3	3	6	1	1		2	1	30	35
*14	MANNING Lee	4.5	33:40	6/8	75	6/7	86	0/1	0	2/3	67	1	13	14	2	2	2		2	3	26	14
*16	PALMER Jim	1.0	21:30										2	2					1		25	0
20	CUSACK Peter	3.5	13:28	1/2	50	1/2	50						1	1					1		26	2
*33	FOX Ben	3.5	12:45	0/1	0	0/1	0						1	1		2			3	1	-4	0
*94	PRATT Philip James (C)	3.0	35:25	6/14	43	6/13	46	0/1	0				6	6	14	1	1		1	1	30	12
Team / Coach													5	5								
<b>Totals</b>				33/59	56	32/52	62	1/7	14	4/5	80	2	38	40	26	7	5	2	15	9	28	71
Coach		JOHNSON Bill (CAN)																				
Assistant Coach		JOHNSON Joey (CAN)																				

### GER - Germany

No.	Name	Sport Class	MIN	Field Goals		2 Points		3 Points		Free Throws		Rebounds			AS	TO	ST	BS	PF	FD	+/-	PTS
				M/A	%	M/A	%	M/A	%	M/A	%	OR	DR	TOT								
*5	DREIMULLER Nico	2.0	31:26	4/12	33	3/7	43	1/5	20				4	4	4	2			1		-20	9
*6	GUNTNER Matthias	4.5	18:23	3/12	25	3/12	25						2	3	5	2			2		-8	6
8	HELL Tobias	1.0	19:43																	1	-11	0
*9	GLOSSNER Lukas	1.0	20:17	0/1	0	0/1	0						1	1					2	2	-17	0
10	HALLER Jan (C)	2.0	8:34	1/3	33	1/2	50	0/1	0				2	2	2						-8	2
11	SADLER Jan	3.0	4:35										1	1	1		1		1	1	2	0
12	ALBRECHT Jens-Eike	3.0	13:10	1/4	25	1/4	25			2/2	100				1	1				2	-11	4
*13	BOEHME Thomas	3.0	31:26	4/13	31	3/6	50	1/7	14	2/2	100		4	4	6	2	1		1	4	-20	11
14	HALOUSKI Aliaksandr	4.5	15:17	0/5	0	0/4	0	0/1	0				6	6	4				1	1	-18	0
*15	BUDDE Alexander	3.5	24:29	1/3	33	1/3	33			3/6	50		1	1		1			1	2	-25	5
16	REIER Thomas	4.5	6:20	1/4	25	1/3	33	0/1	0				1	1		1				2	-2	2
18	LAMMERING Julian	3.5	6:20	2/4	50	2/4	50														-2	4
Team / Coach													2	2	4		1					
<b>Totals</b>				17/61	28	15/46	33	2/15	13	7/10	70	5	24	29	20	7	3		9	15	-28	43
Coach		ENGEL Michael																				
Assistant Coach		KLUCK Martin																				

	GBR	GER
Points from Turnovers	12	6
Points in the Paint	22 (11/14) 79%	10 (5/19) 26%
Second Chance Points	4	2
Fast Break Points	4	2
Bench Points	10	12

	GBR	GER
Biggest Lead	34	4
Biggest Scoring Run	14-0 (42-26)	7-0 (10-14)
Lead Changes		8
Times Tied		6
Time Leading	30:20	5:19

Legend:			
%	Shooting Percentage	(C)	Captain
BS	Blocked Shots	DR	Defensive Rebounds
No.	Uniform Number	OR	Offensive Rebounds
ST	Steals	TO	Turnovers
*	Game Starters	FD	Fouls Drawn
+/-	Plus-Minus	PF	Fouls
M/A	Made / Attempts	TOT	Total Rebounds
PTS	Points	AS	Assists
		MIN	Minutes Played
		Qx	Quarter



**Results**

Résultats

Game 34

**NED 72 vs 63 FRA**  
(20-6, 19-22, 19-19, 14-16)

Attendance: 11,470

Game Duration: 1:37

Referee: MATHIAS Gustavo

Commissioner: TIMMS Janine

Umpires: GAMEZ PEREIRA Mauricio; JELENIC Milutin

Scoring by 5 min intervals:	NED	Q1	Q2	Q3	Q4	FRA
		10 20	31 39	47 58	65 72	
		2 6	17 28	39 47	59 63	

**NED - Netherlands**

No.	Name	Sport Class	MIN	Field Goals		2 Points		3 Points		Free Throws		Rebounds			AS	TO	ST	BS	PF	FD	+/-	PTS	
				M/A	%	M/A	%	M/A	%	M/A	%	OR	DR	TOT									
*0	de JONG Frank	1.0	40:00	1/3	33	1/3	33						1	1							2	9	2
*1	POGGENWISCH Robin	3.0	40:00	6/7	86	5/6	83	1/1	100	0/2	0		11	11	19	2	2	1	3	3	9	13	
*2	OP den ORTH Mendel	4.0	28:19	10/19	53	10/19	53			3/6	50		8	8	9	2	1		4	3	21	23	
*3	CEGIL Anil	1.5	21:52	1/1	100	1/1	100						1		1				1		11	2	
7	de BOER Patrick	3.0	DNP																				
*11	BELLERS Mattijs	4.5	32:11	8/16	50	8/16	50			6/11	55	2	7	9	3	1		2	1	7	2	22	
12	EVEN Gijs	4.5	10:19	3/6	50	3/6	50			0/2	0		1	1		1	2			3	-9	6	
15	ZANTINGE Quinten (C)	3.0	7:49	1/2	50	1/2	50						1	1	2	1	1		1	1	7	2	
17	TWIGT Arie	3.5	1:22										1	1							-3	0	
21	van TRIJP Camilo	1.0	DNP																				
23	KORKMAZ Mustafa	3.0	7:49	1/5	20	1/5	20						1	1							7	2	
38	van LIERE Joeri	1.0	10:19												1				1		-9	0	
Team / Coach													1	1		1							
<b>Totals</b>				31/59	53	30/58	52	1/1	100	9/21	43	3	32	35	33	10	6	3	13	17	9	72	
<b>Coach</b>		van ROOTSELAAR Cees																					
<b>Assistant Coach</b>		de ROOIJ Anton																					

**FRA - France**

No.	Name	Sport Class	MIN	Field Goals		2 Points		3 Points		Free Throws		Rebounds			AS	TO	ST	BS	PF	FD	+/-	PTS
				M/A	%	M/A	%	M/A	%	M/A	%	OR	DR	TOT								
*4	BAYLE Remi	2.5	14:30	2/3	67	2/3	67						5	5		1		1	2		-19	4
5	RAMONET Alexis	4.0	8:59	2/6	33	2/4	50	0/2	0										1	1	-10	4
*7	CAYOL Audrey (C)	1.5	35:26	5/12	42	5/12	42					1	3	4	3	1			1	1	-4	10
8	LUCE Jordan	4.5	DNP																			
9	MEHIAOUI Soufyane	3.0	29:01	5/9	56	2/4	50	3/5	60	2/4	50	1	5	6	13	2	1	1	5	3	1	15
10	LAURERI Jerome	1.0	DNP																			
*25	CARLIER Christophe	3.0	35:36	4/12	33	4/12	33			1/2	50	3	7	10	3	1		3	3	-3	9	
26	DURAN Jerome	2.0	31:47	0/5	0	0/5	0			0/2	0	2	1	3	3	2	1		3	3	8	0
*29	HARDOUIN Louis	2.5	6:30	0/2	0	0/2	0													1	-9	0
*64	JOUANSERRE Nicolas	4.5	34:36	10/18	56	10/16	63	0/2	0	1/1	100		5	5	3	2	1		3	1	-4	21
92	GUIRASSY Ibrahim	1.0	3:35										1	1							-5	0
93	TRAORE Mamady	4.0	DNP																			
Team / Coach													3	3		1						
<b>Totals</b>				28/67	42	25/58	43	3/9	33	4/9	44	7	30	37	25	10	3	2	17	13	-9	63
<b>Coach</b>		BORNERAND Franck																				
<b>Assistant Coach</b>		CAINE Steve (GBR)																				

	NED	FRA
Points from Turnovers	6	7
Points in the Paint	42 (21/32) 66%	20 (10/26) 38%
Second Chance Points	3	6
Fast Break Points	12	3
Bench Points	10	19

	NED	FRA
Biggest Lead	19	
Biggest Scoring Run	9-0 (9-0)	10-0 (62-59)
Lead Changes		
Times Tied		
Time Leading	39:54	0:00

Legend:			
%	Shooting Percentage	(C)	Captain
BS	Blocked Shots	DNP	Did Not Play
MIN	Minutes Played	No.	Uniform Number
Qx	Quarter	ST	Steals
*	Game Starters	DR	Defensive Rebounds
+/-	Plus-Minus	OR	Offensive Rebounds
AS	Assists	TO	Turnovers
M/A	Made / Attempts	PF	Fouls
PTS	Points	TOT	Total Rebounds



## Results

Résultats

Game 38

**USA 80 vs 43 CAN**  
(15-16, 25-16, 19-7, 21-4)

Attendance: 12,524

Game Duration: 1:24

Referee: RADYKAS Linas

Commissioner: TIMMS Janine

Umpires: WANG Fengqin; PAJER Tomas

Scoring by 5 min intervals:	USA	Q1	Q2	Q3	Q4	CAN
		8 15	29 40	47 59	68 80	
		8 16	23 32	34 39	41 43	

### USA - United States of America

No.	Name	Sport Class	MIN	Field Goals		2 Points		3 Points		Free Throws		Rebounds			AS	TO	ST	BS	PF	FD	+/-	PTS
				M/A	%	M/A	%	M/A	%	M/A	%	OR	DR	TOT								
*2	WILLIAMS Jake	2.5	38:09	9/17	53	7/10	70	2/7	29				6	6	11	6	3		1	2	32	20
3	JOURDAN Talen	1.0	14:01	0/1	0	0/1	0					1	1								17	0
*8	BELL Brian	4.5	38:09	14/18	78	14/18	78			3/4	75	2	8	10	5		1		4	32	31	
*11	SERIO Steve (C)	3.5	28:35	4/10	40	4/9	44	0/1	0	4/5	80	1	8	9	9	1			2	3	16	12
14	SCHULTE Paul	3.0	DNP																			
15	HINZE Nate	4.5	1:51									2	2								5	0
*16	JENIFER Trevon	2.5	40:00	3/4	75	3/4	75			2/6	33	2	5	7	2	1	2		2	5	37	8
24	FITZPATRICK AJ	3.0	DNP																			
25	SALAZAR Jorge	3.5	9:34	2/4	50	2/4	50					4	4					1		16	4	
32	ROMO Fabian	4.0	1:51	1/2	50			1/2	50						1					5	3	
*33	BOIE John	1.0	25:59												2				2	20	0	
44	MEYER Jeromie	2.0	1:51	1/1	100	1/1	100								1					5	2	
Team / Coach													1	1								
<b>Totals</b>				34/57	60	31/47	66	3/10	30	9/15	60	5	35	40	31	8	5	1	8	14	37	80
Coach		TAYLOR Robert																				
Assistant Coach		MEYER Scott																				

### CAN - Canada

No.	Name	Sport Class	MIN	Field Goals		2 Points		3 Points		Free Throws		Rebounds			AS	TO	ST	BS	PF	FD	+/-	PTS
				M/A	%	M/A	%	M/A	%	M/A	%	OR	DR	TOT								
4	GONCIN Nikola	4.5	11:51	0/6	0	0/4	0	0/2	0	2/2	100		3	3	2	2	2		2	2	-12	2
*5	OSTEPCHUK Garrett	2.0	29:16	5/7	71	5/7	71					1	1		3			3		-25	10	
6	HEDGES Robert (C)	2.5	10:44	1/4	25	1/4	25								2			1	1	-12	2	
*7	DALLAIRE Vincent	1.5	33:52	1/2	50	1/2	50					1	2	3	2			2		-27	2	
8	MUTWARE Blaise	3.5	DNP																			
*9	HIGGINS Colin	4.5	31:25	3/13	23	3/9	33	0/4	0	3/4	75		5	5	7	2	2		1	3	-32	9
10	MELYMICK Lee	1.0	DNP																			
11	JASSMAN Chad	1.5	6:08																2		-10	0
*12	ANDERSON Patrick	4.5	33:17	7/17	41	6/15	40	1/2	50	1/1	100	1	5	6	5	1	1		3	2	-22	16
13	VERMETTE Jonathan	1.0	10:44	0/1	0	0/1	0						1	1							-12	0
*14	MILLER Tyler	1.5	29:16	0/1	0	0/1	0						1	1							-25	0
15	DE'AETH Reed	4.5	3:27	1/4	25	1/2	50	0/2	0				2	2							-8	2
Team / Coach															2							
<b>Totals</b>				18/55	33	17/45	38	1/10	10	6/7	86	2	20	22	18	10	5		14	8	-37	43
Coach		FERIANI Matteo (ITA)																				
Assistant Coach		PAIMER Nicolas																				

	USA	CAN
Points from Turnovers	8	4
Points in the Paint	36 (18/26) 69%	26 (13/19) 68%
Second Chance Points	11	2
Fast Break Points	4	4
Bench Points	9	6

	USA	CAN
Biggest Lead	37	6
Biggest Scoring Run	11-0 (75-41)	6-0 (10-16)
Lead Changes		1
Times Tied		2
Time Leading	29:37	8:41

Legend:			
%	Shooting Percentage	(C)	Captain
BS	Blocked Shots	DNP	Did Not Play
MIN	Minutes Played	No.	Uniform Number
Qx	Quarter	ST	Steals
*	Game Starters	DR	Defensive Rebounds
+/-	Plus-Minus	OR	Offensive Rebounds
AS	Assists	TO	Turnovers
M/A	Made / Attempts	PF	Fouls
PTS	Points	TOT	Total Rebounds





**Results**

Résultats

Game 39

**ESP 72 vs 57 FRA**  
(16-12, 17-16, 22-13, 17-16)

Attendance: 12,527

Game Duration: 1:29

Referee: KRAPLJANOV Blaine

Commissioner: MAGALLANES REYES Juan

Umpires: ETZELMUELLER Erik; ZAMPONI Maurizio

Scoring by 5 min intervals:	ESP	Q1	Q2	Q3	Q4	FRA
		7 16	23 33	44 55	64 72	
		6 12	21 28	36 41	47 57	

**ESP - Spain**

No.	Name	Sport Class	MIN	Field Goals		2 Points		3 Points		Free Throws		Rebounds			AS	TO	ST	BS	PF	FD	+/-	PTS	
				M/A	%	M/A	%	M/A	%	M/A	%	OR	DR	TOT									
5	STIX Daniel	1.5	9:27	1/1	100	1/1	100			0/2	0		1	1	1		1			1	5	2	
*7	ZARZUELA Pablo J.	3.0	17:55	2/3	67	2/3	67						4	4	5						7	4	
*8	SANCHEZ Francisco J.	1.0	21:31	0/1	0	0/1	0						1	1		2			2		8	0	
*9	ZARZUELA Alejandro	3.0	35:50	5/6	83	5/6	83			4/4	100	1	7	8	2	2	4		4	4	12	14	
10	DIALLO Amadou T.	3.0	19:49	4/6	67	4/6	67						5	5			1		2	1	7	8	
11	RUIZ Jordi	2.5	22:05	3/10	30	3/8	38	0/2	0				1	1	7	2					8	6	
13	GARCIA Asier (C)	4.0	20:37	2/8	25	2/6	33	0/2	0	1/2	50	2	5	7	8			2	2	8	5		
16	ONRUBIA Oscar	1.5	10:09	2/5	40	1/3	33	1/2	50											2	5		
*22	LORENZO Manuel E.	3.0	17:24	5/7	71	5/7	71					1	3	4		2			4	2	10	10	
*24	ORTEGA Ignacio	4.0	16:10	7/13	54	5/9	56	2/4	50			1	4	5	3	4			3	2	8	16	
55	PRIETO Eduardo G.	4.0	4:20	0/1	0	0/1	0												1	1	-1	0	
90	RUIZ Alexis	3.5	4:43	1/2	50	1/2	50						1	1					1	1	1	2	
Team / Coach												1	2	3		1							
<b>Totals</b>				32/63	51	29/53	55	3/10	30	5/8	63	6	34	40	26	13	5	1	19	13	15	72	
<b>Coach</b>		CARRION Abraham																					
<b>Assistant Coach</b>		MUINO Rafael																					

**FRA - France**

No.	Name	Sport Class	MIN	Field Goals		2 Points		3 Points		Free Throws		Rebounds			AS	TO	ST	BS	PF	FD	+/-	PTS
				M/A	%	M/A	%	M/A	%	M/A	%	OR	DR	TOT								
4	BAYLE Remi	2.5	34:25	2/4	50	2/4	50			2/8	25	2	5	7					5	-14	6	
5	RAMONET Alexis	4.0	22:15	7/15	47	6/14	43	1/1	100					1					3	-13	15	
*7	CAYOL Audrey (C)	1.5	23:05	1/1	100	1/1	100			2/2	100		3	3	4	2			1	-5	4	
8	LUCE Jordan	4.5	DNP																			
*9	MEHIAOUI Soufyane	3.0	29:30	1/9	11	1/5	20	0/4	0	4/4	100		6	6	7	1	2	1	5	3	-12	6
10	LAURERI Jerome	1.0	DNP																			
*25	CARLIER Christophe	3.0	21:25	2/5	40	2/5	40						4	4	2	1	1		2	1	-7	4
*26	DURAN Jerome	2.0	22:30	2/4	50	2/4	50					2		2		2		2	3	-11	4	
29	HARDOUIN Louis	2.5	29:05	4/10	40	4/9	44	0/1	0	2/2	100			5		1		4	3	-11	10	
*64	JOUANSERRE Nicolas	4.5	17:45	4/11	36	4/9	44	0/2	0				3	3	3	3				-2	8	
92	GUIRASSY Ibrahim	1.0	DNP																			
93	TRAORE Mamady	4.0	DNP																			
Team / Coach													3	3		2						
<b>Totals</b>				23/59	39	22/51	43	1/8	13	10/16	63	4	24	28	22	9	6	1	13	19	-15	57
<b>Coach</b>		BORNERAND Franck																				
<b>Assistant Coach</b>		CAINE Steve (GBR)																				

	ESP	FRA
Points from Turnovers	10	6
Points in the Paint	42 (21/31) 68%	20 (10/21) 48%
Second Chance Points	6	5
Fast Break Points	4	4
Bench Points	28	31

	ESP	FRA
Biggest Lead	17	2
Biggest Scoring Run	8-0 (31-21)	6-0 (37-34)
Lead Changes		5
Times Tied		1
Time Leading	37:14	1:30

Legend:			
%	Shooting Percentage	(C)	Captain
BS	Blocked Shots	DNP	Did Not Play
MIN	Minutes Played	No.	Uniform Number
Qx	Quarter	ST	Steals
*	Game Starters	DR	Defensive Rebounds
+/-	Plus-Minus	OR	Offensive Rebounds
AS	Assists	TO	Turnovers
M/A	Made / Attempts	PF	Fouls
PTS	Points	TOT	Total Rebounds
FD	Fouls Drawn		



**Results**

Résultats

Game 41

**NED 75 vs 82 AUS**  
(20-22, 18-25, 18-19, 19-16)

Attendance: 12,514

Game Duration: 1:37

Referee: KOC Yekta

Commissioner: TIMMS Janine

Umpires: COLOMBATTI Cristian; VILLARD Celine

Scoring by 5 min intervals:

	Q1	Q2	Q3	Q4
<b>NED</b>	11 20	32 38	48 56	66 75
<b>AUS</b>	11 22	31 47	56 66	72 82

**NED - Netherlands**

No.	Name	Sport Class	MIN	Field Goals		2 Points		3 Points		Free Throws		Rebounds			AS	TO	ST	BS	PF	FD	+/-	PTS	
				M/A	%	M/A	%	M/A	%	M/A	%	OR	DR	TOT									
*0	de JONG Frank	1.0	40:00	5/8	63	5/8	63			2/2	100	2	2	2	1	1	1		4	2	-7	12	
*1	POGGENWISCH Robin	3.0	40:00	7/14	50	7/13	54	0/1	0			2	3	5	12	2			1	2	-7	14	
*2	OP den ORTH Mendel	4.0	39:50	9/17	53	9/17	53			4/7	57	1	12	13	8	1	1		5	8	-6	22	
*3	CEGIL Anil	1.5	21:11	0/1	0	0/1	0									1					4	0	
7	de BOER Patrick	3.0	12:33	1/2	50	1/2	50			0/1	0	1	2	3					1	1	-11	2	
*11	BELLERS Mattijs	4.5	16:29	6/14	43	6/14	43			2/2	100	2	3	5	1		1		3	2	2	14	
12	EVEN Gijs	4.5	4:42										1	1		2				1	2	0	
15	ZANTINGE Quinten (C)	3.0	18:49	4/11	36	3/8	38	1/3	33	0/1	0	1	1	2	3	1			3	2	-11	9	
17	TWIGT Arie	3.5	0:10										1	1							-1	0	
21	van TRIJP Camilo	1.0	DNP																				
23	KORKMAZ Mustafa	3.0	6:16	1/1	100	1/1	100									1			2		0	2	
38	van LIERE Joeri	1.0	DNP																				
Team / Coach												1	2	3									
<b>Totals</b>				33/68	49	32/64	50	1/4	25	8/13	62	10	25	35	25	7	5			19	18	-7	75
<b>Coach</b>		van ROOTSELAAR Cees																					
<b>Assistant Coach</b>		de ROOIJ Anton																					

**AUS - Australia**

No.	Name	Sport Class	MIN	Field Goals		2 Points		3 Points		Free Throws		Rebounds			AS	TO	ST	BS	PF	FD	+/-	PTS	
				M/A	%	M/A	%	M/A	%	M/A	%	OR	DR	TOT									
1	WHITE Sammy	1.0	4:57									1	1						1		-2	0	
*2	PINDER Frank	1.0	21:08	0/2	0	0/2	0			2/2	100	1	1		1				2	1	3	2	
3	BROWN Jaylen	4.0	23:10	5/9	56	5/7	71	0/2	0	2/5	40		7	7	2	2				3	-1	12	
4	LEARD Eithen	2.0	7:05	1/3	33	1/2	50	0/1	0			1	1		1				2		1	2	
*5	LATHAM Bill	4.0	29:59	9/18	50	9/18	50			2/4	50	1	7	8	4		1	3	6	7	20		
7	NORRIS Shaun	3.0	12:46	1/2	50	1/2	50			2/4	50				8	1		1	2	4	1	4	
*9	KNOWLES Tristan (C)	4.0	18:24	8/11	73	5/7	71	3/4	75	2/2	100		2	2	5	1	1		3	2	9	21	
10	BLAIR Jannik	1.0	18:52	0/1	0	0/1	0					1	1								4	0	
*11	O'NEILL-THORNE Tom	3.0	23:44	5/7	71	3/3	100	2/4	50				1	1	4	1	1	1	1		5	12	
13	POPLE Luke	2.5	3:30	1/2	50			1/2	50				1	1							1	3	
15	McHUGH Thomas	4.5	8:27	1/2	50	1/2	50						3	3			1		1		-1	2	
*18	EVANS Phil	2.0	27:58	2/3	67	2/3	67			0/1	0	1	2	3		1			4	2	8	4	
Team / Coach												1	3	4		1							
<b>Totals</b>				33/60	55	27/47	57	6/13	46	10/18	56	6	27	33	23	9	2	4		18	19	7	82
<b>Coach</b>		NESS Brad																					
<b>Assistant Coach</b>		STIBNERS Brett																					

	NED	AUS
Points from Turnovers	10	8
Points in the Paint	32 (16/31) 52%	36 (18/29) 62%
Second Chance Points	10	5
Fast Break Points		4
Bench Points	13	23

	NED	AUS
Biggest Lead	4	13
Biggest Scoring Run	8-0 (46-51)	12-0 (38-51)
Lead Changes		6
Times Tied		7
Time Leading	9:12	26:04

**Legend:**

%	Shooting Percentage	(C)	Captain	*	Game Starters	+/-	Plus-Minus	AS	Assists
BS	Blocked Shots	DNP	Did Not Play	DR	Defensive Rebounds	FD	Fouls Drawn	M/A	Made / Attempts
MIN	Minutes Played	No.	Uniform Number	OR	Offensive Rebounds	PF	Fouls	PTS	Points
Qx	Quarter	ST	Steals	TO	Turnovers	TOT	Total Rebounds		



## Results

Résultats

Game 44

**CAN 62 vs 75 GER**  
(17-11, 18-16, 13-20, 14-28)

Attendance: 12,419

Game Duration: 1:39

Referee: PEIC Krunoslav

Commissioner: KUNOSIC Damir

Umpires: HARGREAVES Darrell; RADYKAS Linas

Scoring by 5 min intervals:		Q1		Q2		Q3		Q4	
<b>CAN</b>		11	17	25	35	42	48	52	62
<b>GER</b>		6	11	21	27	37	47	57	75

### CAN - Canada

No.	Name	Sport Class	MIN	Field Goals		2 Points		3 Points		Free Throws		Rebounds			AS	TO	ST	BS	PF	FD	+/-	PTS	
				M/A	%	M/A	%	M/A	%	M/A	%	OR	DR	TOT									
4	GONCIN Nikola	4.5	18:55	4/11	36	3/7	43	1/4	25	1/2	50	2	4	6	4	3			5	3	-3	10	
*5	OSTEPCHUK Garrett	2.0	19:00	2/6	33	2/5	40	0/1	0				1	1	2	2			4	1	4	4	
6	HEDGES Robert (C)	2.5	14:53	3/7	43	3/7	43					1	1	2	2	2					-12	6	
*7	DALLAIRE Vincent	1.5	28:18	0/3	0	0/3	0					2	1	3	1		1		2		-4	0	
8	MUTWARE Blaise	3.5	DNP																				
*9	HIGGINS Colin	4.5	21:05	4/11	36	3/6	50	1/5	20			1	5	6	3			1	1	-10	9		
10	MELYMICK Lee	1.0	DNP																				
11	JASSMAN Chad	1.5	13:26	1/2	50	1/2	50						2	2		1		2	1	-15	2		
*12	ANDERSON Patrick	4.5	39:48	12/20	60	10/16	63	2/4	50	5/6	83		11	11	4				6	-12	31		
13	VERMETTE Jonathan	1.0	14:53	0/1	0	0/1	0						1	1				3	1	-12	0		
*14	MILLER Tyler	1.5	29:30	0/1	0	0/1	0						1	1				5		0	0		
15	DE'AETH Reed	4.5	0:12																	-1	0		
Team / Coach													1	1									
<b>Totals</b>				26/62	42	22/48	46	4/14	29	6/8	75	6	28	34	16	8	1		22	13	-13	62	
<b>Coach</b>		FERIANI Matteo (ITA)																					
<b>Assistant Coach</b>		PAIMER Nicolas																					

### GER - Germany

No.	Name	Sport Class	MIN	Field Goals		2 Points		3 Points		Free Throws		Rebounds			AS	TO	ST	BS	PF	FD	+/-	PTS	
				M/A	%	M/A	%	M/A	%	M/A	%	OR	DR	TOT									
*5	DREIMULLER Nico	2.0	38:11	4/10	40	4/9	44	0/1	0	7/8	88	3	2	5	5		2		3	6	11	15	
*6	GUNTNER Matthias	4.5	29:48	5/12	42	5/11	45	0/1	0	2/2	100		10	10	5	1			2	1	13	12	
8	HELL Tobias	1.0	28:58	1/1	100	1/1	100												2	1	19	2	
*9	GLOSSNER Lukas	1.0	11:02	1/2	50	1/2	50												2		-6	2	
10	HALLER Jan (C)	2.0	1:49										1	1							2	0	
11	SADLER Jan	3.0	DNP																				
12	ALBRECHT Jens-Eike	3.0	4:29	0/2	0	0/1	0	0/1	0										1		2	0	
*13	BOEHME Thomas	3.0	37:53	15/25	60	14/22	64	1/3	33	5/8	63	2	2	4	5		3		2	8	11	36	
14	HALOUSKI Aliaksandr	4.5	10:12	1/7	14	1/5	20	0/2	0	4/6	67	2	6	8	3					3	0	6	
*15	BUDDE Alexander	3.5	37:38	1/3	33	1/3	33					2	6	8	2	1			1	3	13	2	
16	REIER Thomas	4.5	DNP																				
18	LAMMERING Julian	3.5	DNP																				
Team / Coach													1	3	4								
<b>Totals</b>				28/62	45	27/54	50	1/8	13	18/24	75	10	30	40	20	2	5		13	22	13	75	
<b>Coach</b>		ENGEL Michael																					
<b>Assistant Coach</b>		KLUCK Martin																					

	CAN	GER
Points from Turnovers	2	13
Points in the Paint	12 (6/18) 33%	38 (19/34) 56%
Second Chance Points	2	6
Fast Break Points	4	4
Bench Points	18	8

	CAN	GER
Biggest Lead	11	13
Biggest Scoring Run	7-0 (9-2)	12-0 (48-55)
Lead Changes		1
Times Tied		1
Time Leading	28:49	9:33

Legend:			
%	Shooting Percentage	(C)	Captain
BS	Blocked Shots	DNP	Did Not Play
MIN	Minutes Played	No.	Uniform Number
Qx	Quarter	ST	Steals
*	Game Starters	DR	Defensive Rebounds
+/-	Plus-Minus	OR	Offensive Rebounds
AS	Assists	TO	Turnovers
FD	Fouls Drawn	PF	Fouls
M/A	Made / Attempts	TOT	Total Rebounds
PTS	Points		



**Results**

Résultats

Game 46

**GBR 69 vs 73 USA**  
(18-23, 13-15, 12-15, 26-20)

Attendance: 12,611

Game Duration: 1:36

Referee: GAUTHIER Sebastien

Commissioner: MAGALLANES REYES Juan

Umpires: HSIEH Shu-Fei; PAJER Tomas

Scoring by 5 min intervals:	GBR	Q1	Q2	Q3	Q4	USA
		9 18	27 31	37 43	55 69	
		14 23	34 38	44 53	63 73	

**GBR - Great Britain**

No.	Name	Sport Class	MIN	Field Goals		2 Points		3 Points		Free Throws		Rebounds			AS	TO	ST	BS	PF	FD	+/-	PTS	
				M/A	%	M/A	%	M/A	%	M/A	%	OR	DR	TOT									
0	FRYER Lee	4.0	2:45	1/1	100	1/1	100															0	2
5	BROWN Simon	2.0	10:22	0/1	0	0/1	0			1/2	50	1	1	2		1			1	1		-4	1
6	MARSH Kyle	2.0	10:22	0/3	0	0/2	0	0/1	0				2	2	3				1			-4	0
7	BYWATER Terry	4.5	0:42	1/2	50			1/2	50				1	1								2	3
9	BROWN Harrison	2.5	DNP																				
10	JAMA Abdi	1.0	21:06	5/12	42	5/12	42								3				1			0	10
*12	WARBURTON Gregg	2.0	40:00	6/14	43	6/14	43			3/3	100	1	3	4	2	1	1		2	5		-4	15
*14	MANNING Lee	4.5	36:33	10/12	83	10/12	83			1/2	50	3	13	16	1	1	2		4	3		-6	21
*16	PALMER Jim	1.0	8:32									1		1							1	0	0
20	CUSACK Peter	3.5	14:39	0/3	0	0/3	0						2	2		1	1				1	-4	0
*33	FOX Ben	3.5	14:59										2	2					5	1		4	0
*94	PRATT Philip James (C)	3.0	40:00	6/13	46	4/8	50	2/5	40	3/4	75		5	5	16	5			1	3		-4	17
Team / Coach													1	1									
<b>Totals</b>				29/61	48	26/53	49	3/8	38	8/11	73	6	30	36	25	9	4		15	15		-4	69
<b>Coach</b>		JOHNSON Bill (CAN)																					
<b>Assistant Coach</b>		JOHNSON Joey (CAN)																					

**USA - United States of America**

No.	Name	Sport Class	MIN	Field Goals		2 Points		3 Points		Free Throws		Rebounds			AS	TO	ST	BS	PF	FD	+/-	PTS	
				M/A	%	M/A	%	M/A	%	M/A	%	OR	DR	TOT									
*2	WILLIAMS Jake	2.5	40:00	11/24	46	9/15	60	2/9	22	2/2	100		3	3	8	2	2		2	2	4	26	
3	JOURDAN Talen	1.0	1:33																			-2	0
*8	BELL Brian	4.5	40:00	3/10	30	3/10	30			1/2	50	2	7	9	5	1	2		2	3	4	7	
*11	SERIO Steve (C)	3.5	35:20	10/18	56	8/15	53	2/3	67	2/2	100		10	10	8	1	1		5	4	14	24	
14	SCHULTE Paul	3.0	DNP																				
15	HINZE Nate	4.5	DNP																				
*16	JENIFER Trevon	2.5	40:00	5/7	71	5/7	71			4/5	80	2	5	7	1	1		1	4	4	4	14	
24	FITZPATRICK AJ	3.0	DNP																				
25	SALAZAR Jorge	3.5	4:40	0/2	0	0/2	0					1		1								-10	0
32	ROMO Fabian	4.0	DNP																				
*33	BOIE John	1.0	38:27	0/3	0	0/3	0			2/4	50	1	2	3					2	2	6	2	
44	MEYER Jeromie	2.0	DNP																				
Team / Coach													1	1									
<b>Totals</b>				29/64	45	25/52	48	4/12	33	11/15	73	6	28	34	22	5	5	1	15	15		4	73
<b>Coach</b>		TAYLOR Robert																					
<b>Assistant Coach</b>		MEYER Scott																					

	GBR	USA
Points from Turnovers	2	9
Points in the Paint	30 (15/22) 68%	22 (11/23) 48%
Second Chance Points	9	4
Fast Break Points	2	8
Bench Points	16	

	GBR	USA
Biggest Lead	2	12
Biggest Scoring Run	9-0 (60-63)	6-0 (2-6)
Lead Changes		1
Times Tied		2
Time Leading	0:33	38:43

Legend:			
%	Shooting Percentage	(C)	Captain
BS	Blocked Shots	DNP	Did Not Play
MIN	Minutes Played	No.	Uniform Number
Qx	Quarter	ST	Steals
*	Game Starters	DR	Defensive Rebounds
+/-	Plus-Minus	OR	Offensive Rebounds
AS	Assists	TO	Turnovers
M/A	Made / Attempts	PF	Fouls
PTS	Points	TOT	Total Rebounds
FD	Fouls Drawn		



## Cumulative Statistics

Statistiques cumulées

### USA - United States of America

After 6 games

#### Player Totals

No.	Name	Sport Class	GP	Time Played	Field Goals		2 Points		3 Points		Free Throws		Rebounds			AS	TO	ST	BS	PF	FD	+/-	PTS
					M / A	%	M / A	%	M / A	%	M / A	%	OR	DR	TOT								
2	WILLIAMS Jake	2.5	6	3:12:03	58/116	50	47/82	57	11/34	32	5/7	71	1	25	26	45	14	12	1	8	11	107	132
3	JOURDAN Talen	1.0	6	1:00:37	0/2	0	0/2	0						2	2	1	1			5		31	
8	BELL Brian	4.5	6	3:15:13	43/67	64	43/66	65	0/1	0	9/14	64	13	46	59	25	3	4	2	8	15	124	95
11	SERIO Steve (C)	3.5	6	3:07:30	33/73	45	30/62	48	3/11	27	11/17	65	6	43	49	53	6	3	1	14	20	75	80
14	SCHULTE Paul	3.0	4	25:48	2/7	29	2/7	29						4	4	2	2			3	2	-6	4
15	HINZE Nate	4.5	5	19:03	3/9	33	3/8	38	0/1	0	1/2	50	1	4	5					5	1	1	7
16	JENIFER Trevon	2.5	6	3:33:34	21/31	68	21/31	68			8/15	53	7	26	33	13	4	6	2	10	19	125	50
24	FITZPATRICK AJ	3.0	4	25:48	0/9	0	0/8	0	0/1	0				6	6	4				1		-6	
25	SALAZAR Jorge	3.5	6	56:13	10/28	36	10/28	36			3/5	60	5	13	18	2	1			7	4	20	23
32	ROMO Fabian	4.0	4	22:05	8/16	50	7/11	64	1/5	20	3/3	100		4	4	6	1	1			3	18	20
33	BOIE John	1.0	6	2:59:23	6/13	46	6/12	50	0/1	0	2/4	50	3	6	9	2		1	1	12	5	88	14
44	MEYER Jeromie	2.0	4	22:43	6/13	46	6/13	46						2	2	3				3	2	18	12
Team / Coach																							
<b>Totals</b>					190/384	49	175/330	53	15/54	28	42/67	63	40	195	235	156	32	27	7	76	82	119	437
<b>Opponents</b>					135/358	38	122/300	41	13/58	22	35/67	52	40	158	199	108	58	17	3	82	76	-119	318

#### Team Totals

	USA	Opponents
Points from Turnovers	64	21
Points in the Paint	212 (106/167) 63%	168 (84/148) 57%
Second Chance Points	44	37
Fast Break Points	37	22
Bench Points	66	79

#### Player Averages

No.	Name	Sport Class	GP	MPG	Field Goals		2 Points		3 Points		Free Throws		Rebounds			AS	TO	ST	BS	PF	FD	+/-	PPG
					M / A	%	M / A	%	M / A	%	M / A	%	OR	DR	TOT								
2	WILLIAMS Jake	2.5	6	32:00	9.7/19.3	50	7.8/13.7	57	1.8/5.7	32	0.8/1.2	71	0.2	4.2	4.3	7.5	2.3	2.0	0.2	1.3	1.8	17.8	22.0
3	JOURDAN Talen	1.0	6	10:06	0.0/0.3	0	0.0/0.3	0						0.3	0.3	0.2	0.2			0.8		5.2	
8	BELL Brian	4.5	6	32:32	7.2/11.2	64	7.2/11.0	65	0.0/0.2	0	1.5/2.3	64	2.2	7.7	9.8	4.2	0.5	0.7	0.3	1.3	2.5	20.7	15.8
11	SERIO Steve (C)	3.5	6	31:15	5.5/12.2	45	5.0/10.3	48	0.5/1.8	27	1.8/2.8	65	1.0	7.2	8.2	8.8	1.0	0.5	0.2	2.3	3.3	12.5	13.3
14	SCHULTE Paul	3.0	4	6:27	0.5/1.8	29	0.5/1.8	29						1.0	1.0	0.5	0.5			0.8	0.5	-1.5	1.0
15	HINZE Nate	4.5	5	3:48	0.6/1.8	33	0.6/1.6	38	0.0/0.2	0	0.2/0.4	50	0.2	0.8	1.0					1.0	0.2	0.2	1.4
16	JENIFER Trevon	2.5	6	35:35	3.5/5.2	68	3.5/5.2	68			1.3/2.5	53	1.2	4.3	5.5	2.2	0.7	1.0	0.3	1.7	3.2	20.8	8.3
24	FITZPATRICK AJ	3.0	4	6:27	0.0/2.3	0	0.0/2.0	0	0.0/0.3	0				1.5	1.5	1.0				0.3		-1.5	
25	SALAZAR Jorge	3.5	6	9:22	1.7/4.7	36	1.7/4.7	36			0.5/0.8	60	0.8	2.2	3.0	0.3	0.2			1.2	0.7	3.3	3.8
32	ROMO Fabian	4.0	4	5:31	2.0/4.0	50	1.8/2.8	64	0.3/1.3	20	0.8/0.8	100		1.0	1.0	1.5	0.3	0.3			0.8	4.5	5.0
33	BOIE John	1.0	6	29:53	1.0/2.2	46	1.0/2.0	50	0.0/0.2	0	0.3/0.7	50	0.5	1.0	1.5	0.3		0.2	0.2	2.0	0.8	14.7	2.3
44	MEYER Jeromie	2.0	4	5:40	1.5/3.3	46	1.5/3.3	46						0.5	0.5	0.8				0.8	0.5	4.5	3.0
Team / Coach																							
<b>Totals</b>					31.7/64.0	49	29.2/55.0	53	2.5/9.0	28	7.0/11.2	63	6.7	32.5	39.2	26.0	5.3	4.5	1.2	12.7	13.7	19.8	72.8
<b>Opponents</b>					22.5/59.7	38	20.3/50.0	41	2.2/9.7	22	5.8/11.2	52	6.7	26.3	33.2	18.0	9.7	2.8	0.5	13.7	12.7	-19.8	53.0

#### Team Averages

	USA	Opponents
Points from Turnovers	10.7	3.5
Points in the Paint	35.3	28.0
Second Chance Points	7.3	6.2
Fast Break Points	6.2	3.7
Bench Points	11.0	13.2



### Cumulative Statistics

Statistiques cumulées

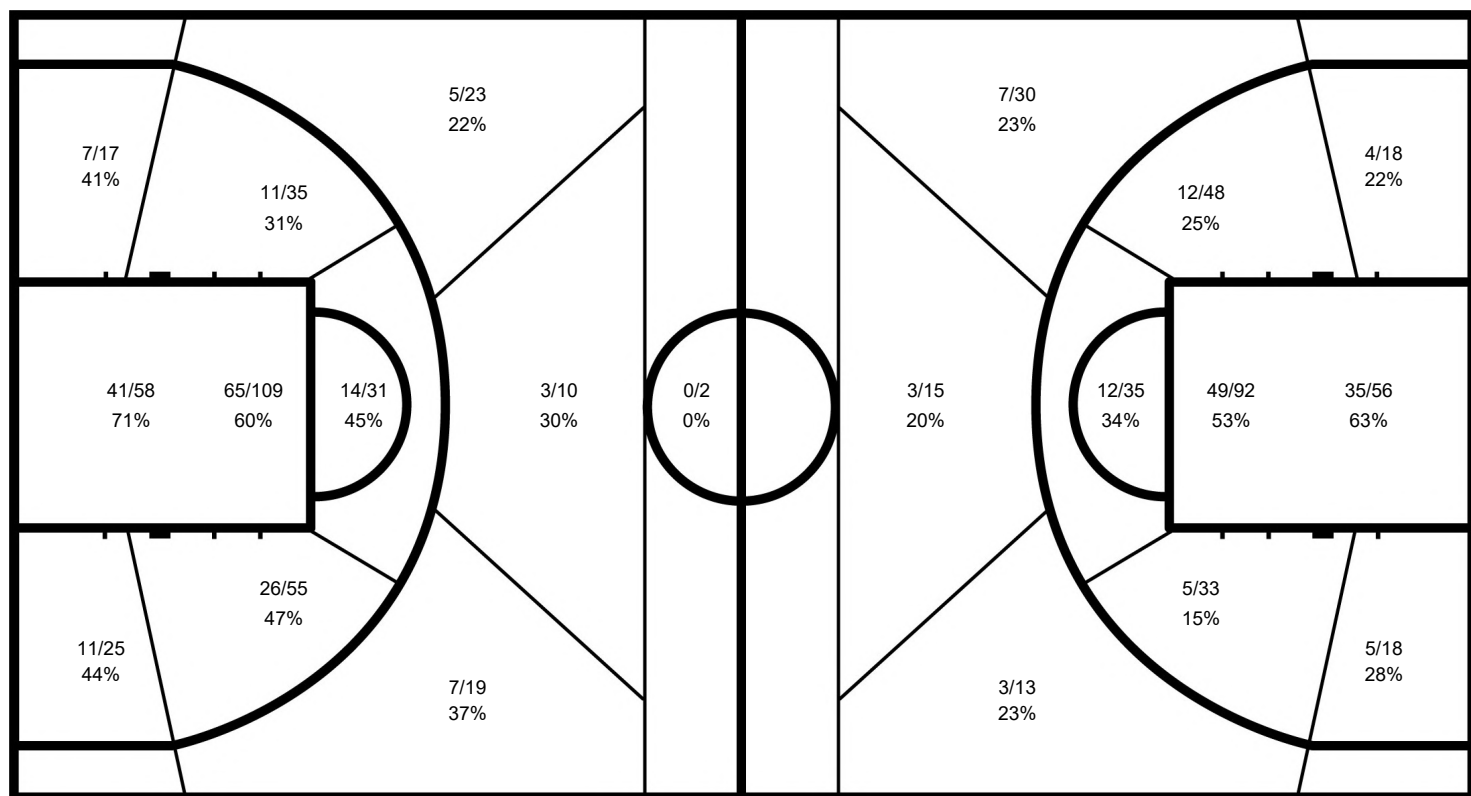
#### USA - United States of America

After 6 games

Phase	USA Played	Score		Field Goals		2 Points		3 Points		Free Throws		Rebounds			AS	TO	ST	BS	PF	FD
				M / A	%	M / A	%	M / A	%	M / A	%	OR	DR	TOT						
Preliminary Round Group B	ESP	66-56	For	29/65	45	27/56	48	2/9	22	6/10	60	9	31	40	22	6	5	1	14	15
			Agn.	22/59	37	20/54	37	2/5	40	10/17	59	8	27	35	16	11	2	1	15	14
Preliminary Round Group B	NED	60-34	For	26/59	44	24/53	45	2/6	33	6/11	55	7	35	42	19	8	6	1	10	14
			Agn.	16/62	26	16/54	30	0/8	0	2/6	33	10	26	37	17	12	4	1	14	10
Preliminary Round Group B	AUS	76-69	For	33/63	52	30/52	58	3/11	27	7/10	70	1	30	31	28	4	3	2	18	14
			Agn.	28/60	47	21/40	53	7/20	35	6/17	35	8	30	38	14	10	2	1	14	18
Quarterfinal	FRA	82-47	For	39/76	51	38/70	54	1/6	17	3/6	50	12	36	48	34	1	3	1	11	10
			Agn.	22/61	36	22/54	41	0/7	0	3/9	33	6	25	31	18	6			10	11
Semifinal	CAN	80-43	For	34/57	60	31/47	66	3/10	30	9/15	60	5	35	40	31	8	5	1	8	14
			Agn.	18/55	33	17/45	38	1/10	10	6/7	86	2	20	22	18	10	5		14	8
Gold Medal Match	GBR	73-69	For	29/64	45	25/52	48	4/12	33	11/15	73	6	28	34	22	5	5	1	15	15
			Agn.	29/61	48	26/53	49	3/8	38	8/11	73	6	30	36	25	9	4		15	15

#### USA - United States of America

#### Opponents



#### USA

	M / A	%
Field Goals	190 / 384	49
2 Points	175 / 330	53
3 Points	15 / 54	28
Free Throws	42 / 67	63

#### Opponents

%	M / A	
38	135 / 358	Field Goals
41	122 / 300	2 Points
22	13 / 58	3 Points
52	35 / 67	Free Throws



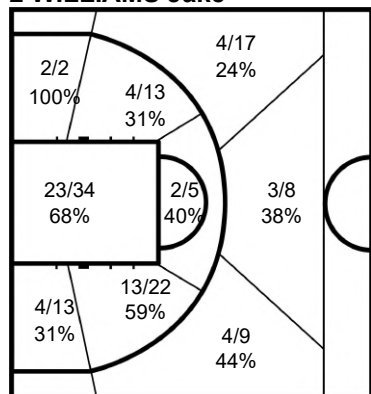
### Cumulative Statistics

Statistiques cumulées

**USA - United States of America**

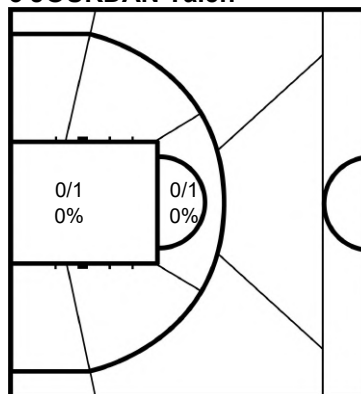
After 6 games

#### 2 WILLIAMS Jake



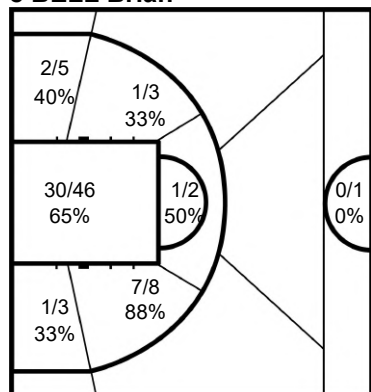
	M / A	%
<b>Field Goals</b>	58 / 116	50
<b>2 Points</b>	47 / 82	57
<b>3 Points</b>	11 / 34	32
<b>Free Throws</b>	5 / 7	71

#### 3 JOURDAN Talen



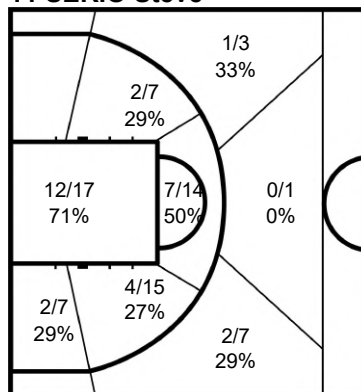
	M / A	%
<b>Field Goals</b>	0 / 2	0
<b>2 Points</b>	0 / 2	0
<b>3 Points</b>		
<b>Free Throws</b>		

#### 8 BELL Brian



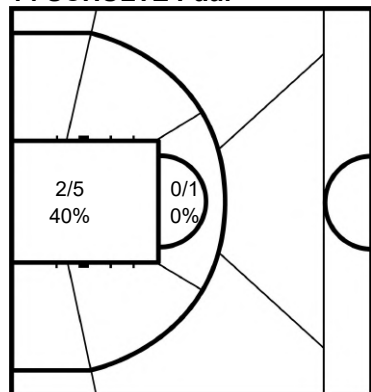
	M / A	%
<b>Field Goals</b>	43 / 67	64
<b>2 Points</b>	43 / 66	65
<b>3 Points</b>	0 / 1	0
<b>Free Throws</b>	9 / 14	64

#### 11 SERIO Steve



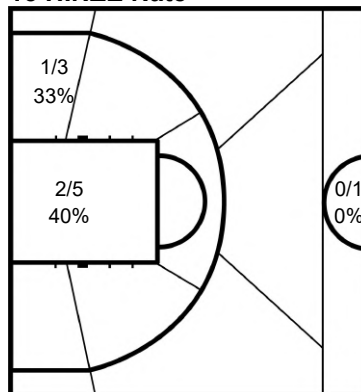
	M / A	%
<b>Field Goals</b>	33 / 73	45
<b>2 Points</b>	30 / 62	48
<b>3 Points</b>	3 / 11	27
<b>Free Throws</b>	11 / 17	65

#### 14 SCHULTE Paul



	M / A	%
<b>Field Goals</b>	2 / 7	29
<b>2 Points</b>	2 / 7	29
<b>3 Points</b>		
<b>Free Throws</b>		

#### 15 HINZE Nate



	M / A	%
<b>Field Goals</b>	3 / 9	33
<b>2 Points</b>	3 / 8	38
<b>3 Points</b>	0 / 1	0
<b>Free Throws</b>	1 / 2	50



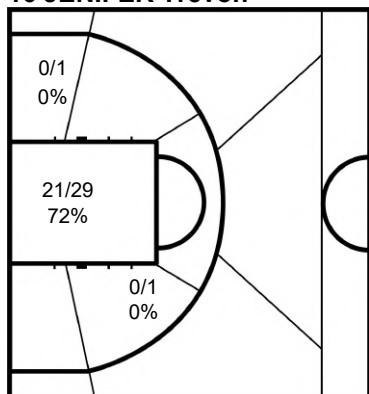
### Cumulative Statistics

Statistiques cumulées

**USA - United States of America**

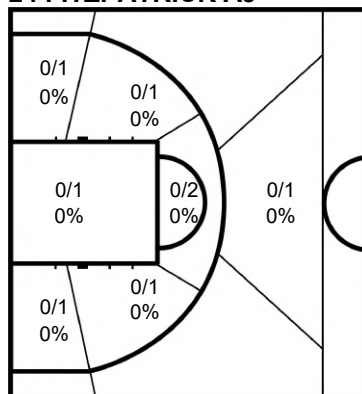
After 6 games

#### 16 JENIFER Trevon



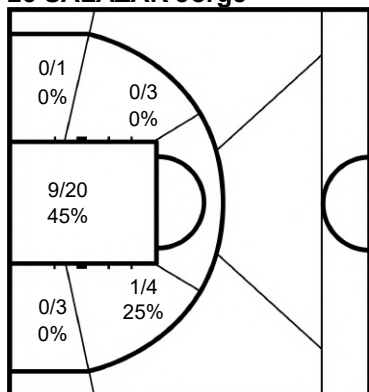
	M / A	%
<b>Field Goals</b>	21 / 31	68
<b>2 Points</b>	21 / 31	68
<b>3 Points</b>		
<b>Free Throws</b>	8 / 15	53

#### 24 FITZPATRICK AJ



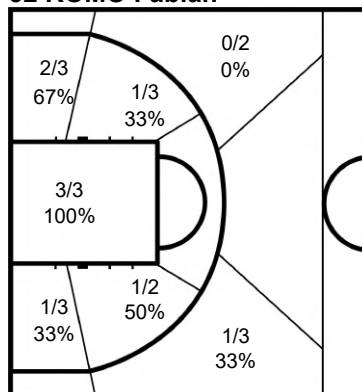
	M / A	%
<b>Field Goals</b>	0 / 9	0
<b>2 Points</b>	0 / 8	0
<b>3 Points</b>	0 / 1	0
<b>Free Throws</b>		

#### 25 SALAZAR Jorge



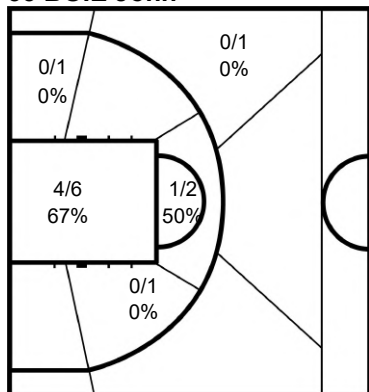
	M / A	%
<b>Field Goals</b>	10 / 28	36
<b>2 Points</b>	10 / 28	36
<b>3 Points</b>		
<b>Free Throws</b>	3 / 5	60

#### 32 ROMO Fabian



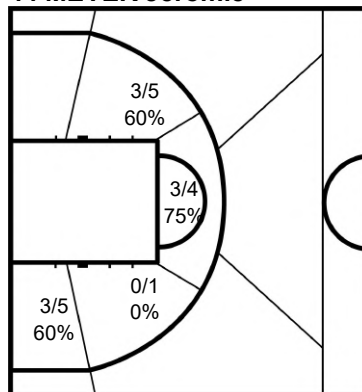
	M / A	%
<b>Field Goals</b>	8 / 16	50
<b>2 Points</b>	7 / 11	64
<b>3 Points</b>	1 / 5	20
<b>Free Throws</b>	3 / 3	100

#### 33 BOIE John



	M / A	%
<b>Field Goals</b>	6 / 13	46
<b>2 Points</b>	6 / 12	50
<b>3 Points</b>	0 / 1	0
<b>Free Throws</b>	2 / 4	50

#### 44 MEYER Jeromie



	M / A	%
<b>Field Goals</b>	6 / 13	46
<b>2 Points</b>	6 / 13	46
<b>3 Points</b>		
<b>Free Throws</b>		

**Legend:**

%	Shooting Percentage	(C)	Captain	+/-	Plus-Minus	Agn.	Against	AS	Assists
BS	Blocked Shots	DR	Defensive Rebounds	FD	Fouls Drawn	GP	Games Played	M / A	Made / Attempts
MPG	Minutes Played per Game	No.	Uniform Number	OR	Offensive Rebounds	PF	Fouls	PPG	Points per Game
PTS	Points	ST	Steals	TO	Turnovers	TOT	Total Rebounds		





## Cumulative Statistics

Statistiques cumulées

**GBR - Great Britain**

After 6 games

### Player Totals

No.	Name	Sport Class	GP	Time Played	Field Goals		2 Points		3 Points		Free Throws		Rebounds			AS	TO	ST	BS	PF	FD	+/-	PTS
					M / A	%	M / A	%	M / A	%	M / A	%	OR	DR	TOT								
0	FRYER Lee	4.0	5	41:07	9/14	64	9/14	64			6/6	100	1	10	11	4	3	3		6	4	23	24
5	BROWN Simon	2.0	4	42:45	1/2	50	1/2	50			1/2	50	1	3	4	1	1		7	2	24	3	
6	MARSH Kyle	2.0	6	1:26:30	13/38	34	12/29	41	1/9	11	2/2	100	2	6	8	18	5	3		3	2	43	29
7	BYWATER Terry	4.5	6	26:50	12/20	60	8/10	80	4/10	40	1/2	50		7	7	6	1	4		2	1	20	29
9	BROWN Harrison	2.5	4	35:46	2/3	67	2/3	67			3/8	38	1	4	5	1	2		2	8	15	7	
10	JAMA Abdi	1.0	6	56:46	11/24	46	11/24	46						5	5	7	1	1		2	1	0	22
12	WARBURTON Gregg	2.0	6	3:36:54	57/113	50	54/104	52	3/9	33	7/7	100	5	17	22	40	6	8		11	20	115	124
14	MANNING Lee	4.5	6	3:03:59	45/60	75	45/59	76	0/1	0	12/18	67	15	59	74	5	6	6	3	15	19	98	102
16	PALMER Jim	1.0	6	1:56:39									1	4	5		1	1		7	1	102	
20	CUSACK Peter	3.5	6	54:11	2/9	22	2/9	22					1	5	6		1	1		3	2	31	4
33	FOX Ben	3.5	6	2:08:18	26/37	70	26/37	70			7/7	100	5	19	24	5	4	2	1	16	14	70	59
94	PRATT Philip James (C)	3.0	6	3:30:15	29/63	46	25/51	49	4/12	33	8/9	89	1	28	29	89	14	8		7	13	109	70
Team / Coach																							
<b>Totals</b>					207/383	54	195/342	57	12/41	29	47/61	77	35	180	215	176	48	38	4	81	87	130	473
<b>Opponents</b>					145/356	41	130/288	45	15/68	22	38/59	64	36	145	181	123	72	22	7	87	80	-130	343

### Team Totals

	GBR	Opponents
Points from Turnovers	86	48
Points in the Paint	202 (101/144) 70%	130 (65/140) 46%
Second Chance Points	43	19
Fast Break Points	35	37
Bench Points	118	111

### Player Averages

No.	Name	Sport Class	GP	MPG	Field Goals		2 Points		3 Points		Free Throws		Rebounds			AS	TO	ST	BS	PF	FD	+/-	PPG
					M / A	%	M / A	%	M / A	%	M / A	%	OR	DR	TOT								
0	FRYER Lee	4.0	5	8:13	1.8/2.8	64	1.8/2.8	64			1.2/1.2	100	0.2	2.0	2.2	0.8	0.6	0.6		1.2	0.8	4.6	4.8
5	BROWN Simon	2.0	4	10:41	0.3/0.5	50	0.3/0.5	50			0.3/0.5	50	0.3	0.8	1.0		0.3	0.3		1.8	0.5	6.0	0.8
6	MARSH Kyle	2.0	6	14:25	2.2/6.3	34	2.0/4.8	41	0.2/1.5	11	0.3/0.3	100	0.3	1.0	1.3	3.0	0.8	0.5		0.5	0.3	7.2	4.8
7	BYWATER Terry	4.5	6	4:28	2.0/3.3	60	1.3/1.7	80	0.7/1.7	40	0.2/0.3	50		1.2	1.2	1.0	0.2	0.7		0.3	0.2	3.3	4.8
9	BROWN Harrison	2.5	4	8:56	0.5/0.8	67	0.5/0.8	67			0.8/2.0	38	0.3	1.0	1.3	0.3	0.5		0.5	2.0	3.8	1.8	
10	JAMA Abdi	1.0	6	9:27	1.8/4.0	46	1.8/4.0	46						0.8	0.8	1.2	0.2	0.2		0.3	0.2	0.0	3.7
12	WARBURTON Gregg	2.0	6	36:09	9.5/18.8	50	9.0/17.3	52	0.5/1.5	33	1.2/1.2	100	0.8	2.8	3.7	6.7	1.0	1.3		1.8	3.3	19.2	20.7
14	MANNING Lee	4.5	6	30:39	7.5/10.0	75	7.5/9.8	76	0.0/0.2	0	2.0/3.0	67	2.5	9.8	12.3	0.8	1.0	1.0	0.5	2.5	3.2	16.3	17.0
16	PALMER Jim	1.0	6	19:26									0.2	0.7	0.8		0.2	0.2		1.2	0.2	17.0	
20	CUSACK Peter	3.5	6	9:01	0.3/1.5	22	0.3/1.5	22					0.2	0.8	1.0		0.2	0.2		0.5	0.3	5.2	0.7
33	FOX Ben	3.5	6	21:23	4.3/6.2	70	4.3/6.2	70			1.2/1.2	100	0.8	3.2	4.0	0.8	0.7	0.3	0.2	2.7	2.3	11.7	9.8
94	PRATT Philip James (C)	3.0	6	35:02	4.8/10.5	46	4.2/8.5	49	0.7/2.0	33	1.3/1.5	89	0.2	4.7	4.8	14.8	2.3	1.3		1.2	2.2	18.2	11.7
Team / Coach																							
<b>Totals</b>					34.5/63.8	54	32.5/57.0	57	2.0/6.8	29	7.8/10.2	77	5.8	30.0	35.8	29.3	8.0	6.3	0.7	13.5	14.5	21.7	78.8
<b>Opponents</b>					24.2/59.3	41	21.7/48.0	45	2.5/11.3	22	6.3/9.8	64	6.0	24.2	30.2	20.5	12.0	3.7	1.2	14.5	13.3	-21.7	57.2

### Team Averages

	GBR	Opponents
Points from Turnovers	14.3	8.0
Points in the Paint	33.7	21.7
Second Chance Points	7.2	3.2
Fast Break Points	5.8	6.2
Bench Points	19.7	18.5



### Cumulative Statistics

Statistiques cumulées

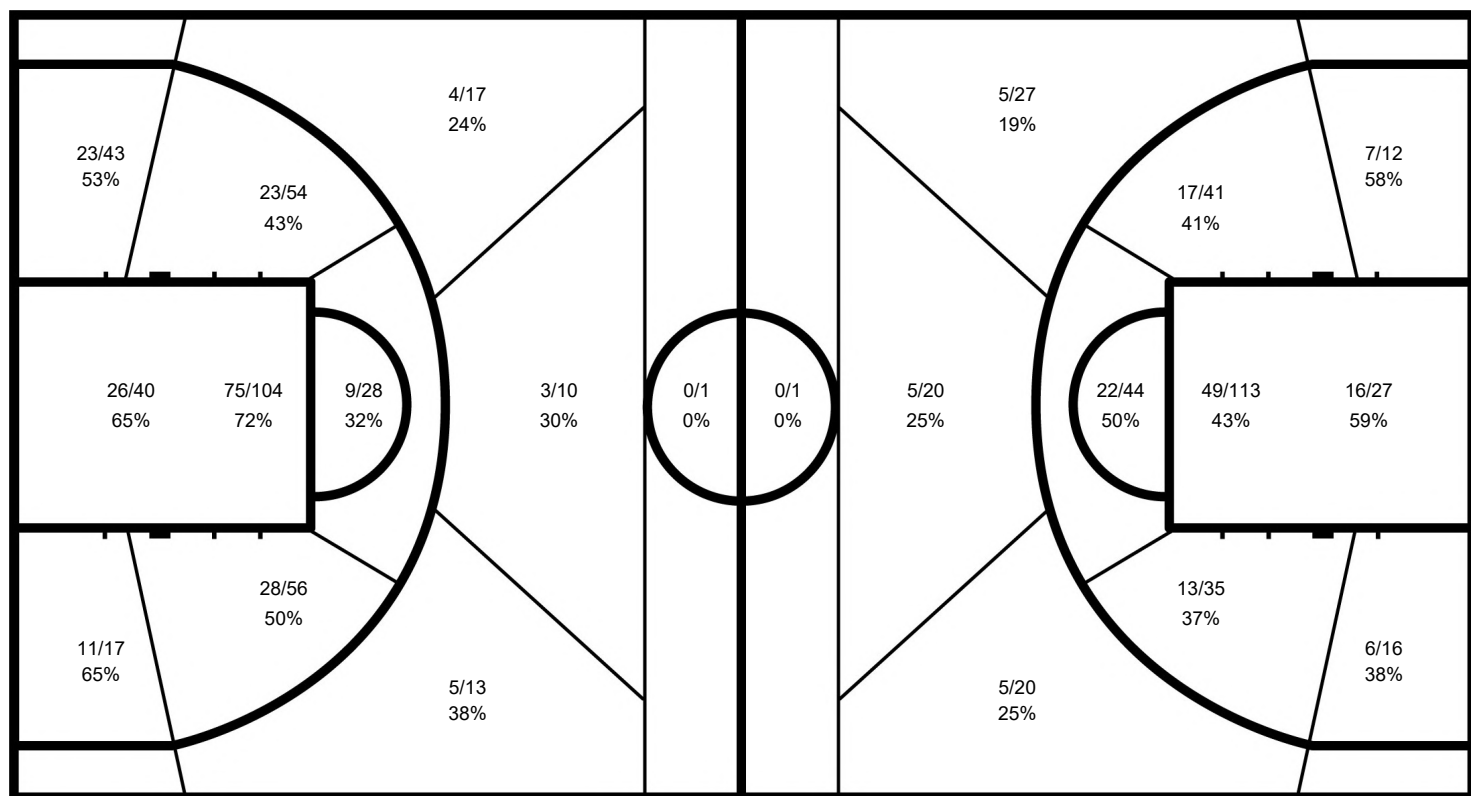
#### GBR - Great Britain

After 6 games

Phase	GBR Played	Score		Field Goals		2 Points		3 Points		Free Throws		Rebounds			AS	TO	ST	BS	PF	FD	
				M / A	%	M / A	%	M / A	%	M / A	%	OR	DR	TOT							
Preliminary Round Group A	GER	76-55	For	34/69	49	33/61	54	1/8	13	7/8	88	3	28	31	28	4	8			9	12
			Agn.	26/58	45	24/50	48	2/8	25	1/3	33	5	31	36	24	16	1	1	12	9	
Preliminary Round Group A	CAN	88-58	For	37/66	56	36/62	58	1/4	25	13/17	76	9	29	38	28	9	8	1	1	10	21
			Agn.	24/57	42	20/47	43	4/10	40	6/8	75	4	21	25	15	14	4	2	21	10	
Preliminary Round Group A	FRA	85-50	For	37/69	54	33/62	53	4/7	57	7/8	88	9	29	38	35	9	9	1	1	16	12
			Agn.	22/57	39	22/48	46	0/9	0	6/13	46	9	23	32	19	19	4	3	12	15	
Quarterfinal	AUS	84-64	For	37/59	63	35/52	67	2/7	29	8/12	67	6	26	32	34	10	4			16	18
			Agn.	27/59	46	24/45	53	3/14	21	7/10	70	7	18	25	23	11	5			18	16
Semifinal	GER	71-43	For	33/59	56	32/52	62	1/7	14	4/5	80	2	38	40	26	7	5	2		15	9
			Agn.	17/61	28	15/46	33	2/15	13	7/10	70	5	24	29	20	7	3			9	15
Gold Medal Match	USA	69-73	For	29/61	48	26/53	49	3/8	38	8/11	73	6	30	36	25	9	4			15	15
			Agn.	29/64	45	25/52	48	4/12	33	11/15	73	6	28	34	22	5	5	1		15	15

#### GBR - Great Britain

#### Opponents



#### GBR

	M / A	%
Field Goals	207 / 383	54
2 Points	195 / 342	57
3 Points	12 / 41	29
Free Throws	47 / 61	77

#### Opponents

%	M / A	
41	145 / 356	Field Goals
45	130 / 288	2 Points
22	15 / 68	3 Points
64	38 / 59	Free Throws



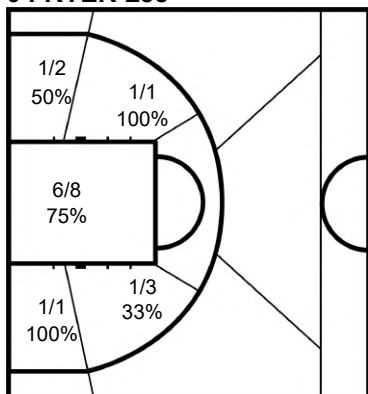
### Cumulative Statistics

Statistiques cumulées

GBR - Great Britain

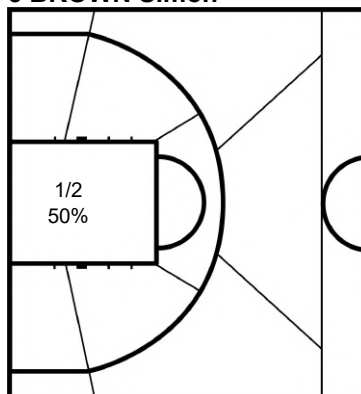
After 6 games

#### 0 FRYER Lee



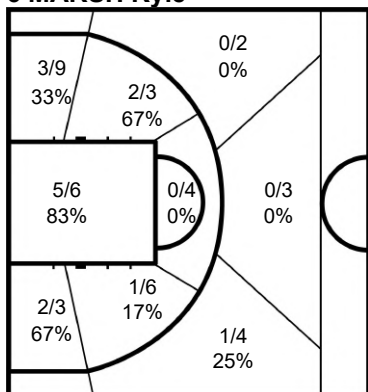
	M / A	%
Field Goals	9 / 14	64
2 Points	9 / 14	64
3 Points		
Free Throws	6 / 6	100

#### 5 BROWN Simon



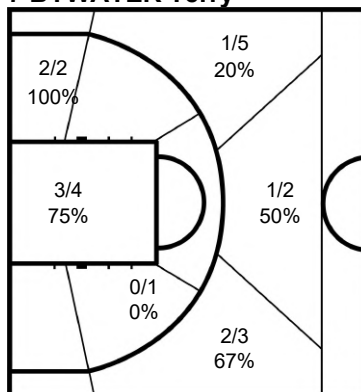
	M / A	%
Field Goals	1 / 2	50
2 Points	1 / 2	50
3 Points		
Free Throws	1 / 2	50

#### 6 MARSH Kyle



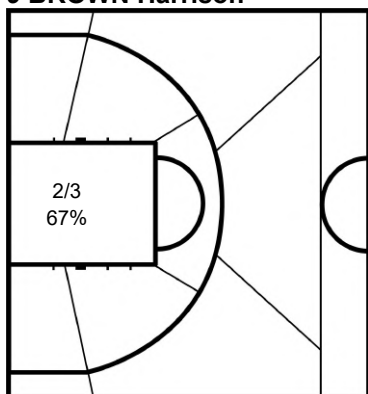
	M / A	%
Field Goals	13 / 38	34
2 Points	12 / 29	41
3 Points	1 / 9	11
Free Throws	2 / 2	100

#### 7 BYWATER Terry



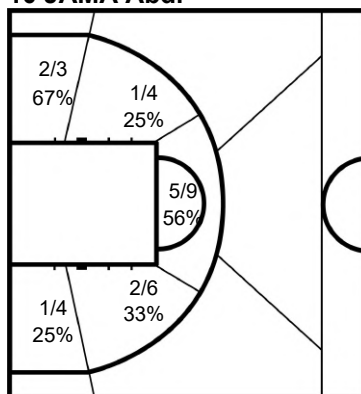
	M / A	%
Field Goals	12 / 20	60
2 Points	8 / 10	80
3 Points	4 / 10	40
Free Throws	1 / 2	50

#### 9 BROWN Harrison



	M / A	%
Field Goals	2 / 3	67
2 Points	2 / 3	67
3 Points		
Free Throws	3 / 8	38

#### 10 JAMA Abdi



	M / A	%
Field Goals	11 / 24	46
2 Points	11 / 24	46
3 Points		
Free Throws		



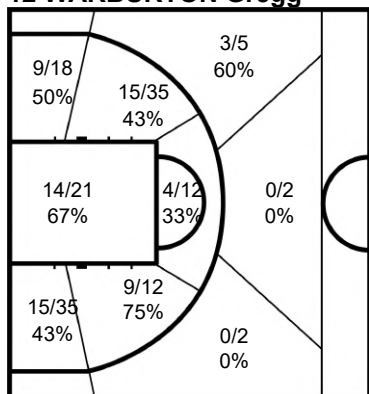
### Cumulative Statistics

Statistiques cumulées

**GBR - Great Britain**

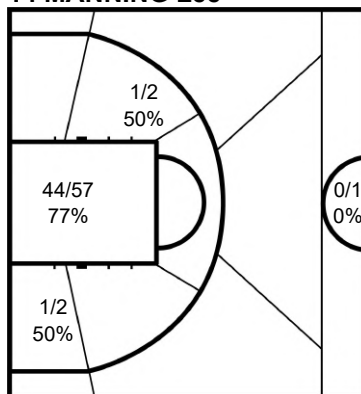
After 6 games

#### 12 WARBURTON Gregg



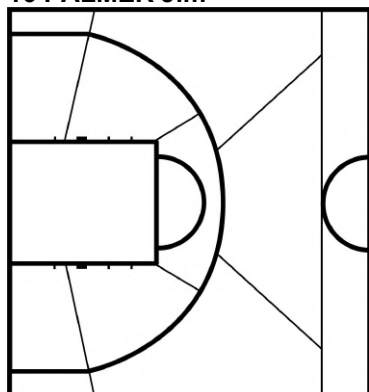
	M / A	%
Field Goals	57 / 113	50
2 Points	54 / 104	52
3 Points	3 / 9	33
Free Throws	7 / 7	100

#### 14 MANNING Lee



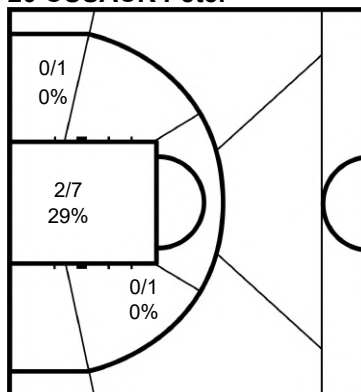
	M / A	%
Field Goals	45 / 60	75
2 Points	45 / 59	76
3 Points	0 / 1	0
Free Throws	12 / 18	67

#### 16 PALMER Jim



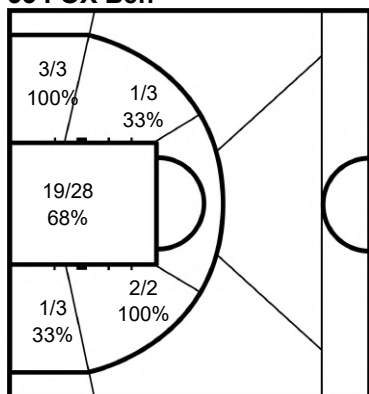
	M / A	%
Field Goals		
2 Points		
3 Points		
Free Throws		

#### 20 CUSACK Peter



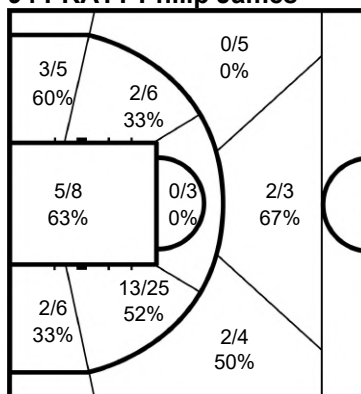
	M / A	%
Field Goals	2 / 9	22
2 Points	2 / 9	22
3 Points		
Free Throws		

#### 33 FOX Ben



	M / A	%
Field Goals	26 / 37	70
2 Points	26 / 37	70
3 Points		
Free Throws	7 / 7	100

#### 94 PRATT Philip James



	M / A	%
Field Goals	29 / 63	46
2 Points	25 / 51	49
3 Points	4 / 12	33
Free Throws	8 / 9	89

Legend:			
%	Shooting Percentage	(C)	Captain
BS	Blocked Shots	DR	Defensive Rebounds
MPG	Minutes Played per Game	No.	Uniform Number
PTS	Points	ST	Steals
+/-	Plus-Minus	Agn.	Against
FD	Fouls Drawn	GP	Games Played
OR	Offensive Rebounds	PF	Fouls
TO	Turnovers	TOT	Total Rebounds
AS	Assists	M / A	Made / Attempts
PPG	Points per Game		



## Cumulative Statistics

Statistiques cumulées

**GER - Germany**

After 6 games

### Player Totals

No.	Name	Sport Class	GP	Time Played	Field Goals		2 Points		3 Points		Free Throws		Rebounds			AS	TO	ST	BS	PF	FD	+/-	PTS
					M / A	%	M / A	%	M / A	%	M / A	%	OR	DR	TOT								
5	DREIMULLER Nico	2.0	6	3:15:04	26/60	43	25/47	53	1/13	8	9/13	69	6	13	19	22	8	5		12	13	-20	62
6	GUNTNER Matthias	4.5	6	2:19:17	34/79	43	33/72	46	1/7	14	9/13	69	10	36	46	17	6	2		9	14	7	78
8	HELL Tobias	1.0	6	2:07:30	2/2	100	2/2	100						3	3					9	3	-4	4
9	GLOSSNER Lukas	1.0	6	1:55:47	1/4	25	1/4	25					2	2	2	2				9	2	-38	2
10	HALLER Jan (C)	2.0	5	53:37	2/11	18	2/9	22	0/2	0			8	8	5	2				3	1	-6	4
11	SADLER Jan	3.0	3	19:35	1/4	25	0/2	0	1/2	50	0/2	0		7	7	1		1		1	2	6	3
12	ALBRECHT Jens-Eike	3.0	6	1:15:37	7/24	29	7/22	32	0/2	0	3/4	75	2	8	10	6	5			5	6	-33	17
13	BOEHME Thomas	3.0	6	3:14:21	42/98	43	34/68	50	8/30	27	22/28	79	5	38	43	40	9	5		6	31	-21	114
14	HALOUSKI Aliaksandr	4.5	6	1:41:10	16/45	36	15/36	42	1/9	11	6/11	55	2	37	39	22	4	1		15	8	-50	39
15	BUDDE Alexander	3.5	6	2:32:43	7/21	33	7/21	33			5/9	56	4	17	21	4	8	3	1	14	11	-33	19
16	REIER Thomas	4.5	3	14:48	2/8	25	2/7	29	0/1	0	0/1	0	2	1	3	2	2	1		1	3	5	4
18	LAMMERING Julian	3.5	3	10:31	4/7	57	4/7	57														7	8
Team / Coach																							
<b>Totals</b>					144/363	40	132/297	44	12/66	18	54/81	67	37	187	224	121	50	18	1	84	94	-36	354
<b>Opponents</b>					170/381	45	158/316	50	12/65	18	38/56	68	30	192	222	126	42	23	5	94	84	36	390

### Team Totals

	GER	Opponents
Points from Turnovers	40	50
Points in the Paint	144 (72/142) 51%	142 (71/122) 58%
Second Chance Points	27	24
Fast Break Points	19	23
Bench Points	119	115

### Player Averages

No.	Name	Sport Class	GP	MPG	Field Goals		2 Points		3 Points		Free Throws		Rebounds			AS	TO	ST	BS	PF	FD	+/-	PPG
					M / A	%	M / A	%	M / A	%	M / A	%	OR	DR	TOT								
5	DREIMULLER Nico	2.0	6	32:30	4.3/10.0	43	4.2/7.8	53	0.2/2.2	8	1.5/2.2	69	1.0	2.2	3.2	3.7	1.3	0.8		2.0	2.2	-3.3	10.3
6	GUNTNER Matthias	4.5	6	23:12	5.7/13.2	43	5.5/12.0	46	0.2/1.2	14	1.5/2.2	69	1.7	6.0	7.7	2.8	1.0	0.3		1.5	2.3	1.2	13.0
8	HELL Tobias	1.0	6	21:15	0.3/0.3	100	0.3/0.3	100						0.5	0.5					1.5	0.5	-0.7	0.7
9	GLOSSNER Lukas	1.0	6	19:17	0.2/0.7	25	0.2/0.7	25					0.3	0.3	0.3	0.3				1.5	0.3	-6.3	0.3
10	HALLER Jan (C)	2.0	5	10:43	0.4/2.2	18	0.4/1.8	22	0.0/0.4	0			1.6	1.6	1.0	0.4				0.6	0.2	-1.2	0.8
11	SADLER Jan	3.0	3	6:31	0.3/1.3	25	0.0/0.7	0	0.3/0.7	50	0.0/0.7	0		2.3	2.3	0.3		0.3		0.3	0.7	2.0	1.0
12	ALBRECHT Jens-Eike	3.0	6	12:36	1.2/4.0	29	1.2/3.7	32	0.0/0.3	0	0.5/0.7	75	0.3	1.3	1.7	1.0	0.8			0.8	1.0	-5.5	2.8
13	BOEHME Thomas	3.0	6	32:23	7.0/16.3	43	5.7/11.3	50	1.3/5.0	27	3.7/4.7	79	0.8	6.3	7.2	6.7	1.5	0.8		1.0	5.2	-3.5	19.0
14	HALOUSKI Aliaksandr	4.5	6	16:51	2.7/7.5	36	2.5/6.0	42	0.2/1.5	11	1.0/1.8	55	0.3	6.2	6.5	3.7	0.7	0.2		2.5	1.3	-8.3	6.5
15	BUDDE Alexander	3.5	6	25:27	1.2/3.5	33	1.2/3.5	33			0.8/1.5	56	0.7	2.8	3.5	0.7	1.3	0.5	0.2	2.3	1.8	-5.5	3.2
16	REIER Thomas	4.5	3	4:56	0.7/2.7	25	0.7/2.3	29	0.0/0.3	0	0.0/0.3	0	0.7	0.3	1.0	0.7	0.7	0.3		0.3	1.0	1.7	1.3
18	LAMMERING Julian	3.5	3	3:30	1.3/2.3	57	1.3/2.3	57														2.3	2.7
Team / Coach																							
<b>Totals</b>					24.0/60.5	40	22.0/49.5	44	2.0/11.0	18	9.0/13.5	67	6.2	31.2	37.3	20.2	8.3	3.0	0.2	14.0	15.7	-6.0	59.0
<b>Opponents</b>					28.3/63.5	45	26.3/52.7	50	2.0/10.8	18	6.3/9.3	68	5.0	32.0	37.0	21.0	7.0	3.8	0.8	15.7	14.0	6.0	65.0

### Team Averages

	GER	Opponents
Points from Turnovers	6.7	8.3
Points in the Paint	24.0	23.7
Second Chance Points	4.5	4.0
Fast Break Points	3.2	3.8
Bench Points	19.8	19.2



### Cumulative Statistics

Statistiques cumulées

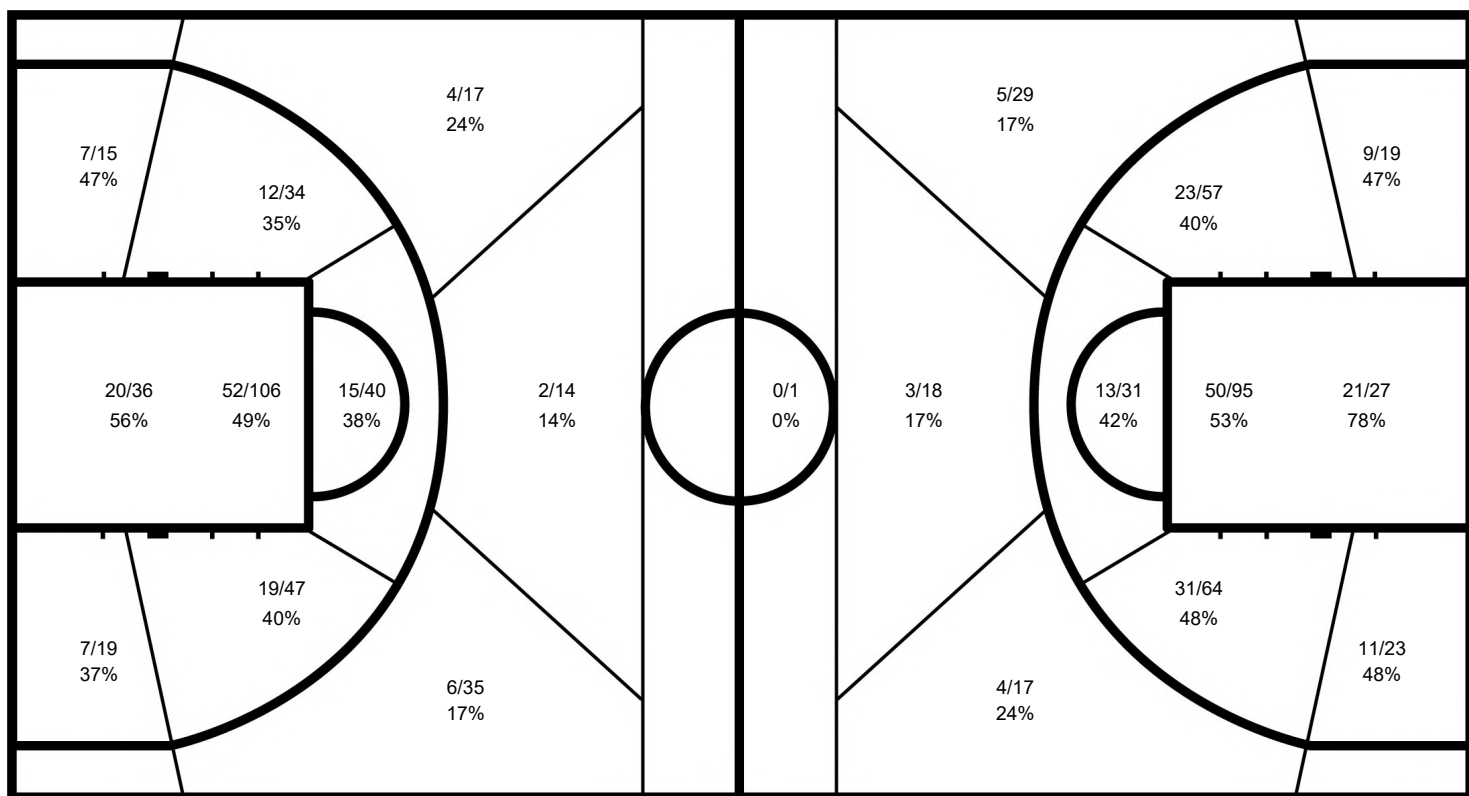
#### GER - Germany

After 6 games

Phase	GER Played	Score		Field Goals		2 Points		3 Points		Free Throws		Rebounds			AS	TO	ST	BS	PF	FD
				M / A	%	M / A	%	M / A	%	M / A	%	OR	DR	TOT						
Preliminary Round Group A	GBR	55-76	For	26/58	45	24/50	48	2/8	25	1/3	33	5	31	36	24	16	1	1	12	9
			Agn.	34/69	49	33/61	54	1/8	13	7/8	88	3	28	31	28	4	8			9
Preliminary Round Group A	FRA	72-64	For	31/59	53	31/51	61	0/8	0	10/21	48	4	36	40	27	10	2		18	20
			Agn.	28/65	43	28/56	50	0/9	0	8/14	57	5	29	34	25	7	3		20	18
Preliminary Round Group A	CAN	52-68	For	19/61	31	16/49	33	3/12	25	11/16	69	5	34	39	15	5	2		14	13
			Agn.	27/70	39	22/52	42	5/18	28	9/13	69	11	38	49	18	4	3	2	13	14
Quarterfinal	ESP	57-49	For	23/62	37	19/47	40	4/15	27	7/7	100	8	32	40	15	10	5		18	15
			Agn.	22/56	39	21/47	45	1/9	11	4/8	50	3	31	34	13	12	3	1	15	18
Semifinal	GBR	43-71	For	17/61	28	15/46	33	2/15	13	7/10	70	5	24	29	20	7	3		9	15
			Agn.	33/59	56	32/52	62	1/7	14	4/5	80	2	38	40	26	7	5	2	15	9
Bronze Medal Match	CAN	75-62	For	28/62	45	27/54	50	1/8	13	18/24	75	10	30	40	20	2	5		13	22
			Agn.	26/62	42	22/48	46	4/14	29	6/8	75	6	28	34	16	8	1		22	13

#### GER - Germany

#### Opponents



#### GER

	M / A	%
Field Goals	144 / 363	40
2 Points	132 / 297	44
3 Points	12 / 66	18
Free Throws	54 / 81	67

#### Opponents

%	M / A	
45	170 / 381	Field Goals
50	158 / 316	2 Points
18	12 / 65	3 Points
68	38 / 56	Free Throws



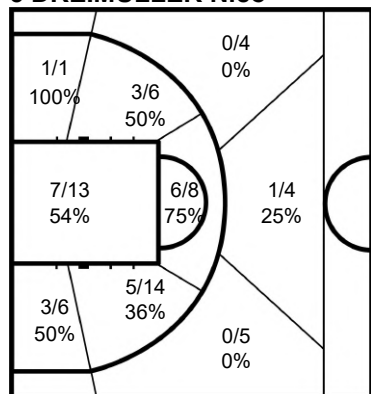
### Cumulative Statistics

Statistiques cumulées

GER - Germany

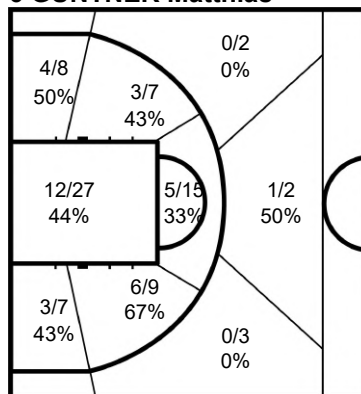
After 6 games

#### 5 DREIMULLER Nico



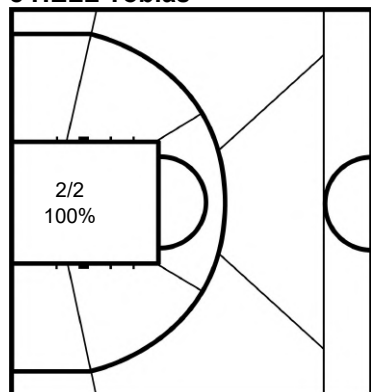
	M / A	%
Field Goals	26 / 60	43
2 Points	25 / 47	53
3 Points	1 / 13	8
Free Throws	9 / 13	69

#### 6 GUNTNER Matthias



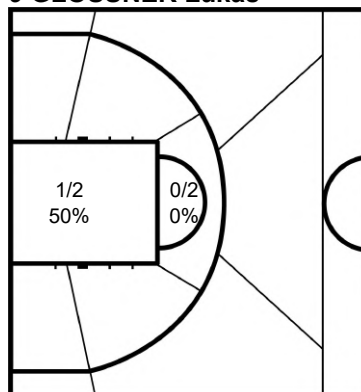
	M / A	%
Field Goals	34 / 79	43
2 Points	33 / 72	46
3 Points	1 / 7	14
Free Throws	9 / 13	69

#### 8 HELL Tobias



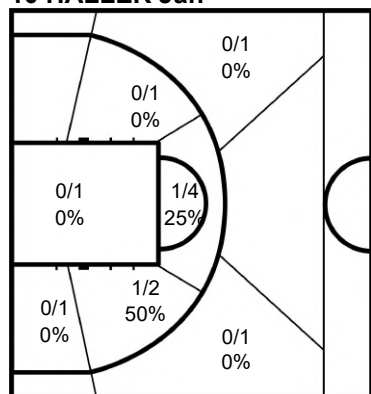
	M / A	%
Field Goals	2 / 2	100
2 Points	2 / 2	100
3 Points		
Free Throws		

#### 9 GLOSSNER Lukas



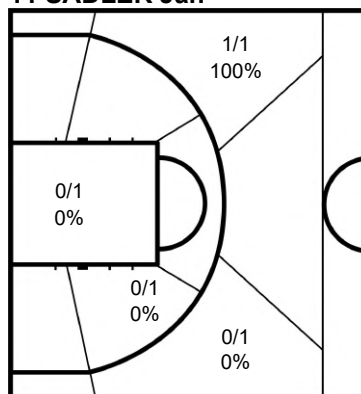
	M / A	%
Field Goals	1 / 4	25
2 Points	1 / 4	25
3 Points		
Free Throws		

#### 10 HALLER Jan



	M / A	%
Field Goals	2 / 11	18
2 Points	2 / 9	22
3 Points	0 / 2	0
Free Throws		

#### 11 SADLER Jan



	M / A	%
Field Goals	1 / 4	25
2 Points	0 / 2	0
3 Points	1 / 2	50
Free Throws	0 / 2	0



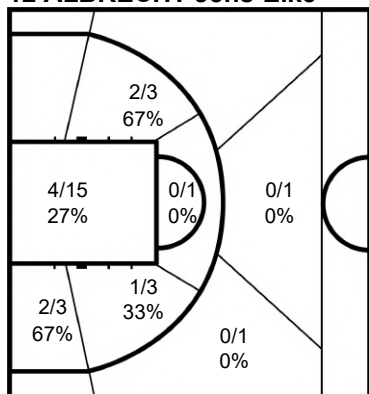
### Cumulative Statistics

Statistiques cumulées

**GER - Germany**

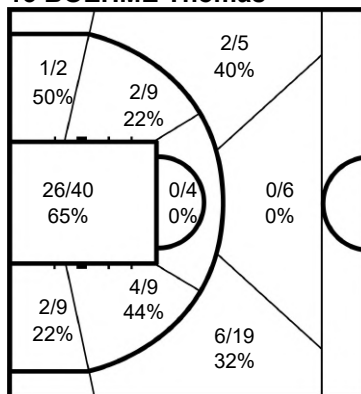
After 6 games

#### 12 ALBRECHT Jens-Eike



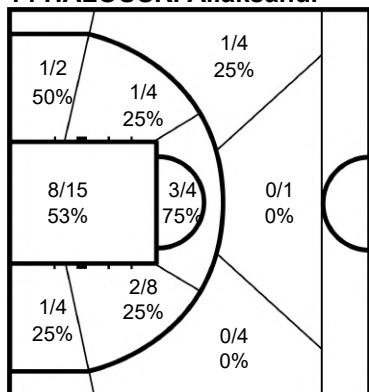
	M / A	%
Field Goals	7 / 24	29
2 Points	7 / 22	32
3 Points	0 / 2	0
Free Throws	3 / 4	75

#### 13 BOEHME Thomas



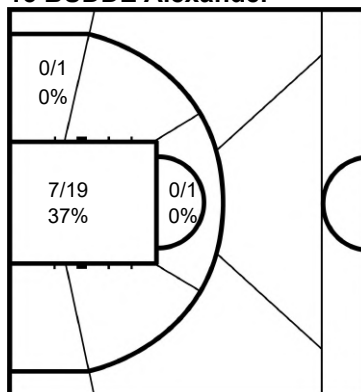
	M / A	%
Field Goals	42 / 98	43
2 Points	34 / 68	50
3 Points	8 / 30	27
Free Throws	22 / 28	79

#### 14 HALOUSKI Aliaksandr



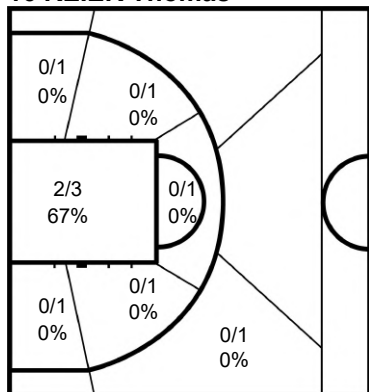
	M / A	%
Field Goals	16 / 45	36
2 Points	15 / 36	42
3 Points	1 / 9	11
Free Throws	6 / 11	55

#### 15 BUDE Alexander



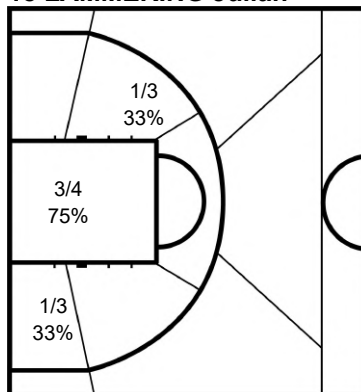
	M / A	%
Field Goals	7 / 21	33
2 Points	7 / 21	33
3 Points		
Free Throws	5 / 9	56

#### 16 REIER Thomas



	M / A	%
Field Goals	2 / 8	25
2 Points	2 / 7	29
3 Points	0 / 1	0
Free Throws	0 / 1	0

#### 18 LAMMERING Julian



	M / A	%
Field Goals	4 / 7	57
2 Points	4 / 7	57
3 Points		
Free Throws		

**Legend:**

%	Shooting Percentage	(C)	Captain	+/-	Plus-Minus	Agn.	Against	AS	Assists
BS	Blocked Shots	DR	Defensive Rebounds	FD	Fouls Drawn	GP	Games Played	M / A	Made / Attempts
MPG	Minutes Played per Game	No.	Uniform Number	OR	Offensive Rebounds	PF	Fouls	PPG	Points per Game
PTS	Points	ST	Steals	TO	Turnovers	TOT	Total Rebounds		





## Cumulative Statistics

Statistiques cumulées

**CAN - Canada**

After 6 games

### Player Totals

No.	Name	Sport Class	GP	Time Played	Field Goals		2 Points		3 Points		Free Throws		Rebounds			AS	TO	ST	BS	PF	FD	+/-	PTS
					M / A	%	M / A	%	M / A	%	M / A	%	OR	DR	TOT								
4	GONCIN Nikola	4.5	6	1:46:14	20/55	36	17/39	44	3/16	19	3/7	43	2	28	30	19	9	3		19	15	-13	46
5	OSTEPCHUK Garrett	2.0	6	2:30:12	16/36	44	16/35	46	0/1	0	3/4	75		9	9	12	11	1		16	4	-14	35
6	HEDGES Robert (C)	2.5	6	1:27:45	12/28	43	12/28	43			3/3	100	2	6	8	6	7	3	1	3	4	-27	27
7	DALLAIRE Vincent	1.5	6	2:36:14	8/17	47	8/17	47			1/2	50	8	5	13	6	1	2	1	10	2	-35	17
8	MUTWARE Blaise	3.5	2	5:50	0/1	0	0/1	0			0/2	0		2	2					1	1	-6	
9	HIGGINS Colin	4.5	6	2:24:00	34/77	44	27/48	56	7/29	24	15/20	75	2	27	29	26	10	2		11	20	-45	90
10	MELYMICK Lee	1.0	2	15:21	3/6	50	3/6	50					1	2	3	1	1	1				-15	6
11	JASSMAN Chad	1.5	5	1:07:00	8/12	67	8/12	67					3	4	7	3	3	1		7	1	-12	16
12	ANDERSON Patrick	4.5	6	3:10:17	52/100	52	47/86	55	5/14	36	17/18	94	10	48	58	32	5	4	1	7	24	-9	126
13	VERMETTE Jonathan	1.0	6	1:12:03	1/8	13	1/8	13						4	4					10	1	-11	2
14	MILLER Tyler	1.5	6	2:51:25	5/10	50	5/10	50					5	7	12	1	2	3		14	3	3	10
15	DE'AETH Reed	4.5	4	33:39	7/19	37	5/11	45	2/8	25	2/2	100	1	10	11	5	2	1	2	3	1	-1	18
Team / Coach																							
<b>Totals</b>					166/369	45	149/301	50	17/68	25	44/58	76	38	163	201	111	55	21	5	101	76	-37	393
<b>Opponents</b>					176/374	47	162/321	50	14/53	26	64/97	66	46	168	214	130	43	25	2	76	101	37	430

### Team Totals

	CAN	Opponents
Points from Turnovers	45	57
Points in the Paint	146 (73/132) 55%	178 (89/156) 57%
Second Chance Points	35	37
Fast Break Points	31	33
Bench Points	115	108

### Player Averages

No.	Name	Sport Class	GP	MPG	Field Goals		2 Points		3 Points		Free Throws		Rebounds			AS	TO	ST	BS	PF	FD	+/-	PPG
					M / A	%	M / A	%	M / A	%	M / A	%	OR	DR	TOT								
4	GONCIN Nikola	4.5	6	17:42	3.3/9.2	36	2.8/6.5	44	0.5/2.7	19	0.5/1.2	43	0.3	4.7	5.0	3.2	1.5	0.5		3.2	2.5	-2.2	7.7
5	OSTEPCHUK Garrett	2.0	6	25:02	2.7/6.0	44	2.7/5.8	46	0.0/0.2	0	0.5/0.7	75		1.5	1.5	2.0	1.8	0.2		2.7	0.7	-2.3	5.8
6	HEDGES Robert (C)	2.5	6	14:37	2.0/4.7	43	2.0/4.7	43			0.5/0.5	100	0.3	1.0	1.3	1.0	1.2	0.5	0.2	0.5	0.7	-4.5	4.5
7	DALLAIRE Vincent	1.5	6	26:02	1.3/2.8	47	1.3/2.8	47			0.2/0.3	50	1.3	0.8	2.2	1.0	0.2	0.3	0.2	1.7	0.3	-5.8	2.8
8	MUTWARE Blaise	3.5	2	2:55	0.0/0.5	0	0.0/0.5	0			0.0/1.0	0		1.0	1.0					0.5	0.5	-3.0	
9	HIGGINS Colin	4.5	6	24:00	5.7/12.8	44	4.5/8.0	56	1.2/4.8	24	2.5/3.3	75	0.3	4.5	4.8	4.3	1.7	0.3		1.8	3.3	-7.5	15.0
10	MELYMICK Lee	1.0	2	7:40	1.5/3.0	50	1.5/3.0	50					0.5	1.0	1.5	0.5	0.5	0.5				-7.5	3.0
11	JASSMAN Chad	1.5	5	13:24	1.6/2.4	67	1.6/2.4	67					0.6	0.8	1.4	0.6	0.6	0.2		1.4	0.2	-2.4	3.2
12	ANDERSON Patrick	4.5	6	31:42	8.7/16.7	52	7.8/14.3	55	0.8/2.3	36	2.8/3.0	94	1.7	8.0	9.7	5.3	0.8	0.7	0.2	1.2	4.0	-1.5	21.0
13	VERMETTE Jonathan	1.0	6	12:00	0.2/1.3	13	0.2/1.3	13						0.7	0.7					1.7	0.2	-1.8	0.3
14	MILLER Tyler	1.5	6	28:34	0.8/1.7	50	0.8/1.7	50					0.8	1.2	2.0	0.2	0.3	0.5		2.3	0.5	0.5	1.7
15	DE'AETH Reed	4.5	4	8:24	1.8/4.8	37	1.3/2.8	45	0.5/2.0	25	0.5/0.5	100	0.3	2.5	2.8	1.3	0.5	0.3	0.5	0.8	0.3	-0.3	4.5
Team / Coach																							
<b>Totals</b>					27.7/61.5	45	24.8/50.2	50	2.8/11.3	25	7.3/9.7	76	6.3	27.2	33.5	18.5	9.2	3.5	0.8	16.8	12.7	-6.2	65.5
<b>Opponents</b>					29.3/62.3	47	27.0/53.5	50	2.3/8.8	26	10.7/16.2	66	7.7	28.0	35.7	21.7	7.2	4.2	0.3	12.7	16.8	6.2	71.7

### Team Averages

	CAN	Opponents
Points from Turnovers	7.5	9.5
Points in the Paint	24.3	29.7
Second Chance Points	5.8	6.2
Fast Break Points	5.2	5.5
Bench Points	19.2	18.0



### Cumulative Statistics

Statistiques cumulées

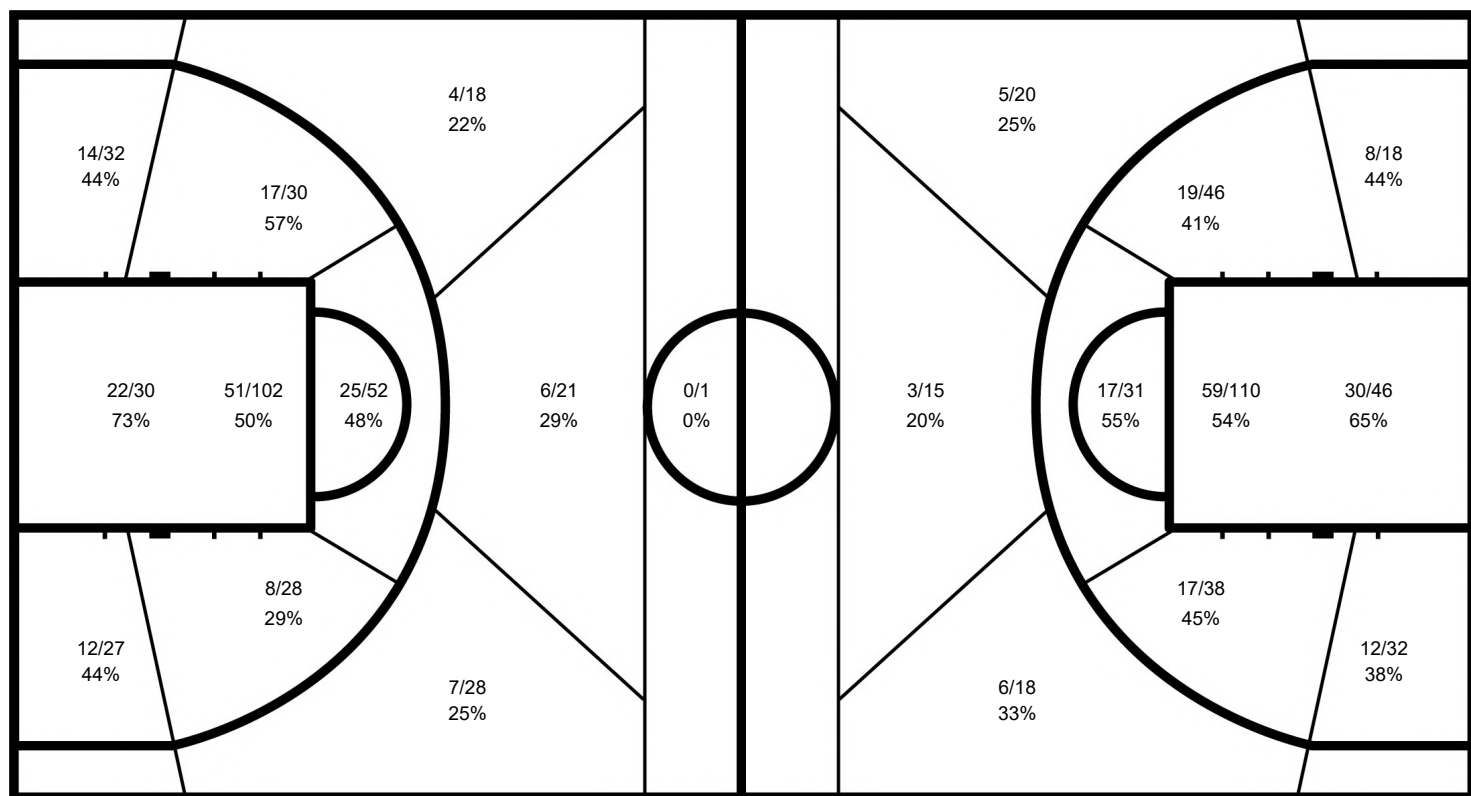
#### CAN - Canada

After 6 games

Phase	CAN Played	Score		Field Goals		2 Points		3 Points		Free Throws		Rebounds			AS	TO	ST	BS	PF	FD
				M / A	%	M / A	%	M / A	%	M / A	%	OR	DR	TOT						
Preliminary Round Group A	FRA	83-68	For	35/63	56	32/53	60	3/10	30	10/14	71	6	26	32	24	8	5	1	14	15
			Agn.	28/62	45	22/51	43	6/11	55	6/13	46	8	22	30	18	14	3		15	14
Preliminary Round Group A	GBR	58-88	For	24/57	42	20/47	43	4/10	40	6/8	75	4	21	25	15	14	4	2	21	10
			Agn.	37/66	56	36/62	58	1/4	25	13/17	76	9	29	38	28	9	8	1	10	21
Preliminary Round Group A	GER	68-52	For	27/70	39	22/52	42	5/18	28	9/13	69	11	38	49	18	4	3	2	13	14
			Agn.	19/61	31	16/49	33	3/12	25	11/16	69	5	34	39	15	5	2		14	13
Quarterfinal	NED	79-67	For	36/62	58	36/56	64	0/6	0	7/8	88	9	30	39	20	11	3		17	16
			Agn.	30/66	45	30/58	52	0/8	0	7/12	58	9	18	27	18	5	2		16	17
Semifinal	USA	43-80	For	18/55	33	17/45	38	1/10	10	6/7	86	2	20	22	18	10	5		14	8
			Agn.	34/57	60	31/47	66	3/10	30	9/15	60	5	35	40	31	8	5	1	8	14
Bronze Medal Match	GER	62-75	For	26/62	42	22/48	46	4/14	29	6/8	75	6	28	34	16	8	1		22	13
			Agn.	28/62	45	27/54	50	1/8	13	18/24	75	10	30	40	20	2	5		13	22

#### CAN - Canada

#### Opponents



#### CAN

	M / A	%
<b>Field Goals</b>	166 / 369	45
<b>2 Points</b>	149 / 301	50
<b>3 Points</b>	17 / 68	25
<b>Free Throws</b>	44 / 58	76

#### Opponents

%	M / A	
47	176 / 374	<b>Field Goals</b>
50	162 / 321	<b>2 Points</b>
26	14 / 53	<b>3 Points</b>
66	64 / 97	<b>Free Throws</b>



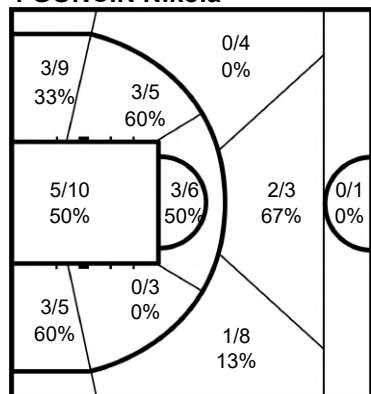
### Cumulative Statistics

Statistiques cumulées

CAN - Canada

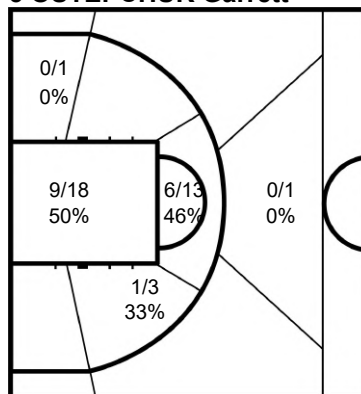
After 6 games

#### 4 GONCIN Nikola



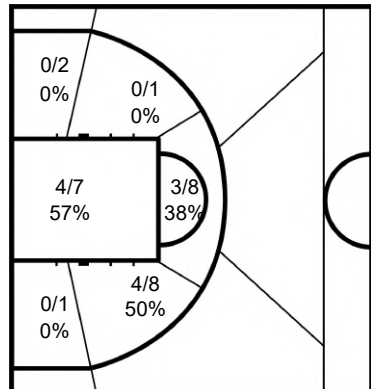
	M / A	%
Field Goals	20 / 55	36
2 Points	17 / 39	44
3 Points	3 / 16	19
Free Throws	3 / 7	43

#### 5 OSTEPCHUK Garrett



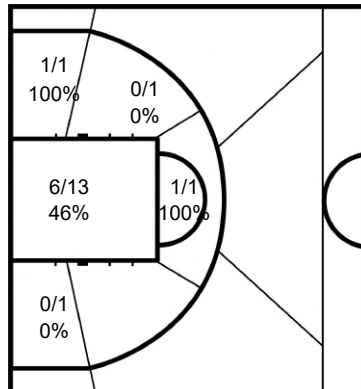
	M / A	%
Field Goals	16 / 36	44
2 Points	16 / 35	46
3 Points	0 / 1	0
Free Throws	3 / 4	75

#### 6 HEDGES Robert



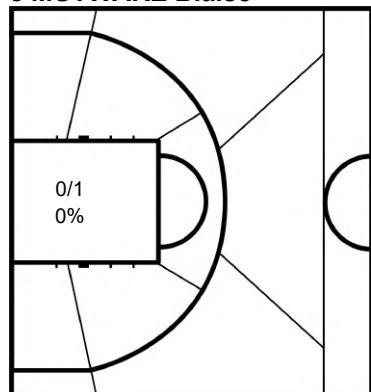
	M / A	%
Field Goals	12 / 28	43
2 Points	12 / 28	43
3 Points		
Free Throws	3 / 3	100

#### 7 DALLAIRE Vincent



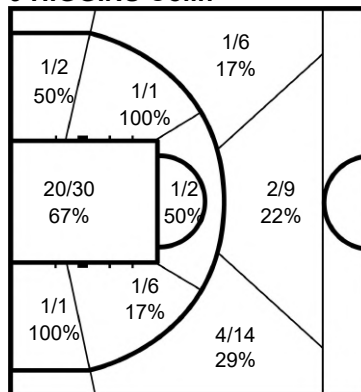
	M / A	%
Field Goals	8 / 17	47
2 Points	8 / 17	47
3 Points		
Free Throws	1 / 2	50

#### 8 MUTWARE Blaise



	M / A	%
Field Goals	0 / 1	0
2 Points	0 / 1	0
3 Points		
Free Throws	0 / 2	0

#### 9 HIGGINS Colin



	M / A	%
Field Goals	34 / 77	44
2 Points	27 / 48	56
3 Points	7 / 29	24
Free Throws	15 / 20	75



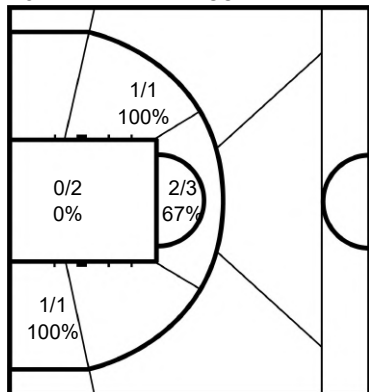
### Cumulative Statistics

Statistiques cumulées

**CAN - Canada**

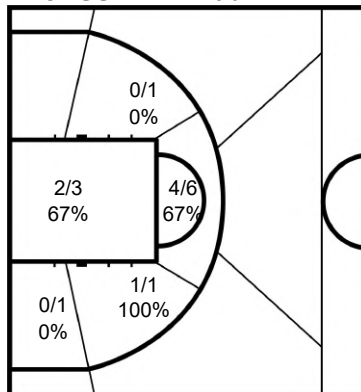
After 6 games

#### 10 MELYMICK Lee



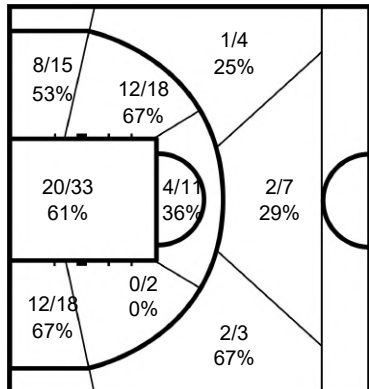
	M / A	%
Field Goals	3 / 6	50
2 Points	3 / 6	50
3 Points		
Free Throws		

#### 11 JASSMAN Chad



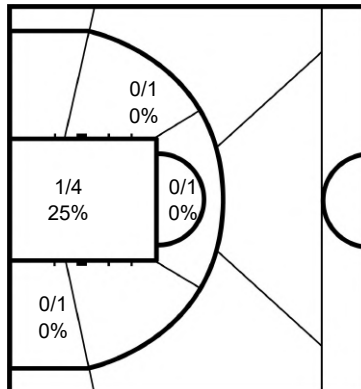
	M / A	%
Field Goals	8 / 12	67
2 Points	8 / 12	67
3 Points		
Free Throws		

#### 12 ANDERSON Patrick



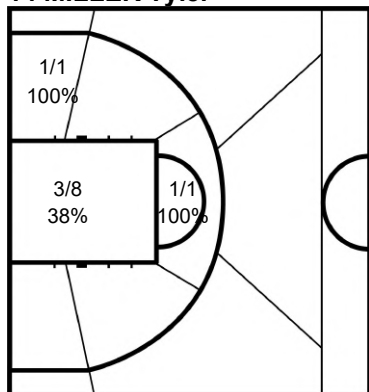
	M / A	%
Field Goals	52 / 100	52
2 Points	47 / 86	55
3 Points	5 / 14	36
Free Throws	17 / 18	94

#### 13 VERMETTE Jonathan



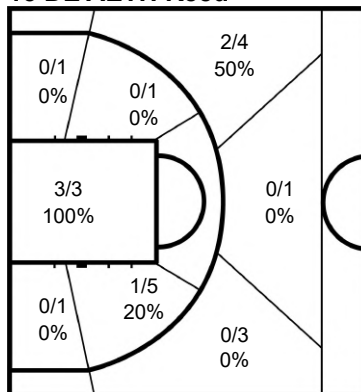
	M / A	%
Field Goals	1 / 8	13
2 Points	1 / 8	13
3 Points		
Free Throws		

#### 14 MILLER Tyler



	M / A	%
Field Goals	5 / 10	50
2 Points	5 / 10	50
3 Points		
Free Throws		

#### 15 DE'AETH Reed



	M / A	%
Field Goals	7 / 19	37
2 Points	5 / 11	45
3 Points	2 / 8	25
Free Throws	2 / 2	100

**Legend:**

%	Shooting Percentage	(C)	Captain	+/-	Plus-Minus	Agn.	Against	AS	Assists
BS	Blocked Shots	DR	Defensive Rebounds	FD	Fouls Drawn	GP	Games Played	M / A	Made / Attempts
MPG	Minutes Played per Game	No.	Uniform Number	OR	Offensive Rebounds	PF	Fouls	PPG	Points per Game
PTS	Points	ST	Steals	TO	Turnovers	TOT	Total Rebounds		



## Cumulative Statistics

Statistiques cumulées

### AUS - Australia

After 6 games

#### Player Totals

No.	Name	Sport Class	GP	Time Played	Field Goals		2 Points		3 Points		Free Throws		Rebounds			AS	TO	ST	BS	PF	FD	+/-	PTS
					M / A	%	M / A	%	M / A	%	M / A	%	OR	DR	TOT								
1	WHITE Sammy	1.0	5	34:48	1/1	100	1/1	100			0/4	0	1	1	2					1	3	-1	2
2	PINDER Frank	1.0	6	1:55:10	5/13	38	5/13	38			3/5	60	8	3	11	2	5	1		11	5	-30	13
3	BROWN Jaylen	4.0	6	2:03:14	22/48	46	19/38	50	3/10	30	11/24	46	1	26	27	14	6	7	1	11	24	-22	58
4	LEARD Eithen	2.0	6	1:39:08	11/36	31	8/20	40	3/16	19	2/7	29	3	7	10	15	11	2		13	7	-9	27
5	LATHAM Bill	4.0	6	2:58:34	48/90	53	48/90	53			10/15	67	11	35	46	17	8	3	2	14	22	-23	106
7	NORRIS Shaun	3.0	6	1:36:33	14/31	45	13/23	57	1/8	13	7/14	50	3	10	13	25	4	4	2	11	15	-12	36
9	KNOWLES Tristan (C)	4.0	6	2:06:53	25/48	52	17/29	59	8/19	42	7/9	78	3	19	22	29	10	4		13	12	-35	65
10	BLAIR Jannik	1.0	6	1:39:24	4/6	67	4/6	67					3		3	1	1			4	2	-24	8
11	O'NEILL-THORNE Tom	3.0	6	2:30:51	21/49	43	12/18	67	9/31	29	5/10	50	3	21	24	24	10	7	1	12	10	-13	56
13	POPLE Luke	2.5	2	9:21	2/5	40			2/5	40				3	3		1			1	1	4	6
15	McHUGH Thomas	4.5	5	34:18	8/15	53	8/14	57	0/1	0	1/2	50		11	11	2	5		1	3	3	-6	17
18	EVANS Phil	2.0	6	2:11:46	7/17	41	7/17	41			0/1	0	4	9	13	2	4	5		12	2	-4	14
Team / Coach																							
<b>Totals</b>					168/359	47	142/269	53	26/90	29	46/91	51	46	153	199	131	71	33	7	106	106	-35	408
<b>Opponents</b>					194/371	52	182/337	54	12/34	35	43/72	60	38	165	203	162	62	30	5	108	105	35	443

#### Team Totals

	AUS	Opponents
Points from Turnovers	58	64
Points in the Paint	218 (109/189) 58%	234 (117/181) 65%
Second Chance Points	28	44
Fast Break Points	31	22
Bench Points	154	111

#### Player Averages

No.	Name	Sport Class	GP	MPG	Field Goals		2 Points		3 Points		Free Throws		Rebounds			AS	TO	ST	BS	PF	FD	+/-	PPG
					M / A	%	M / A	%	M / A	%	M / A	%	OR	DR	TOT								
1	WHITE Sammy	1.0	5	6:57	0.2/0.2	100	0.2/0.2	100			0.0/0.8	0	0.2	0.2	0.4					0.2	0.6	-0.2	0.4
2	PINDER Frank	1.0	6	19:11	0.8/2.2	38	0.8/2.2	38			0.5/0.8	60	1.3	0.5	1.8	0.3	0.8	0.2		1.8	0.8	-5.0	2.2
3	BROWN Jaylen	4.0	6	20:32	3.7/8.0	46	3.2/6.3	50	0.5/1.7	30	1.8/4.0	46	0.2	4.3	4.5	2.3	1.0	1.2	0.2	1.8	4.0	-3.7	9.7
4	LEARD Eithen	2.0	6	16:31	1.8/6.0	31	1.3/3.3	40	0.5/2.7	19	0.3/1.2	29	0.5	1.2	1.7	2.5	1.8	0.3		2.2	1.2	-1.5	4.5
5	LATHAM Bill	4.0	6	29:45	8.0/15.0	53	8.0/15.0	53			1.7/2.5	67	1.8	5.8	7.7	2.8	1.3	0.5	0.3	2.3	3.7	-3.8	17.7
7	NORRIS Shaun	3.0	6	16:05	2.3/5.2	45	2.2/3.8	57	0.2/1.3	13	1.2/2.3	50	0.5	1.7	2.2	4.2	0.7	0.7	0.3	1.8	2.5	-2.0	6.0
9	KNOWLES Tristan (C)	4.0	6	21:08	4.2/8.0	52	2.8/4.8	59	1.3/3.2	42	1.2/1.5	78	0.5	3.2	3.7	4.8	1.7	0.7		2.2	2.0	-5.8	10.8
10	BLAIR Jannik	1.0	6	16:34	0.7/1.0	67	0.7/1.0	67					0.5		0.5	0.2	0.2			0.7	0.3	-4.0	1.3
11	O'NEILL-THORNE Tom	3.0	6	25:08	3.5/8.2	43	2.0/3.0	67	1.5/5.2	29	0.8/1.7	50	0.5	3.5	4.0	4.0	1.7	1.2	0.2	2.0	1.7	-2.2	9.3
13	POPLE Luke	2.5	2	4:40	1.0/2.5	40			1.0/2.5	40				1.5	1.5		0.5			0.5	0.5	2.0	3.0
15	McHUGH Thomas	4.5	5	6:51	1.6/3.0	53	1.6/2.8	57	0.0/0.2	0	0.2/0.4	50		2.2	2.2	0.4	1.0		0.2	0.6	0.6	-1.2	3.4
18	EVANS Phil	2.0	6	21:57	1.2/2.8	41	1.2/2.8	41			0.0/0.2	0	0.7	1.5	2.2	0.3	0.7	0.8		2.0	0.3	-0.7	2.3
Team / Coach																							
<b>Totals</b>					28.0/59.8	47	23.7/44.8	53	4.3/15.0	29	7.7/15.2	51	7.7	25.5	33.2	21.8	11.8	5.5	1.2	17.7	17.7	-5.8	68.0
<b>Opponents</b>					32.3/61.8	52	30.3/56.2	54	2.0/5.7	35	7.2/12.0	60	6.3	27.5	33.8	27.0	10.3	5.0	0.8	18.0	17.5	5.8	73.8

#### Team Averages

	AUS	Opponents
Points from Turnovers	9.7	10.7
Points in the Paint	36.3	39.0
Second Chance Points	4.7	7.3
Fast Break Points	5.2	3.7
Bench Points	25.7	18.5



## Cumulative Statistics

Statistiques cumulées

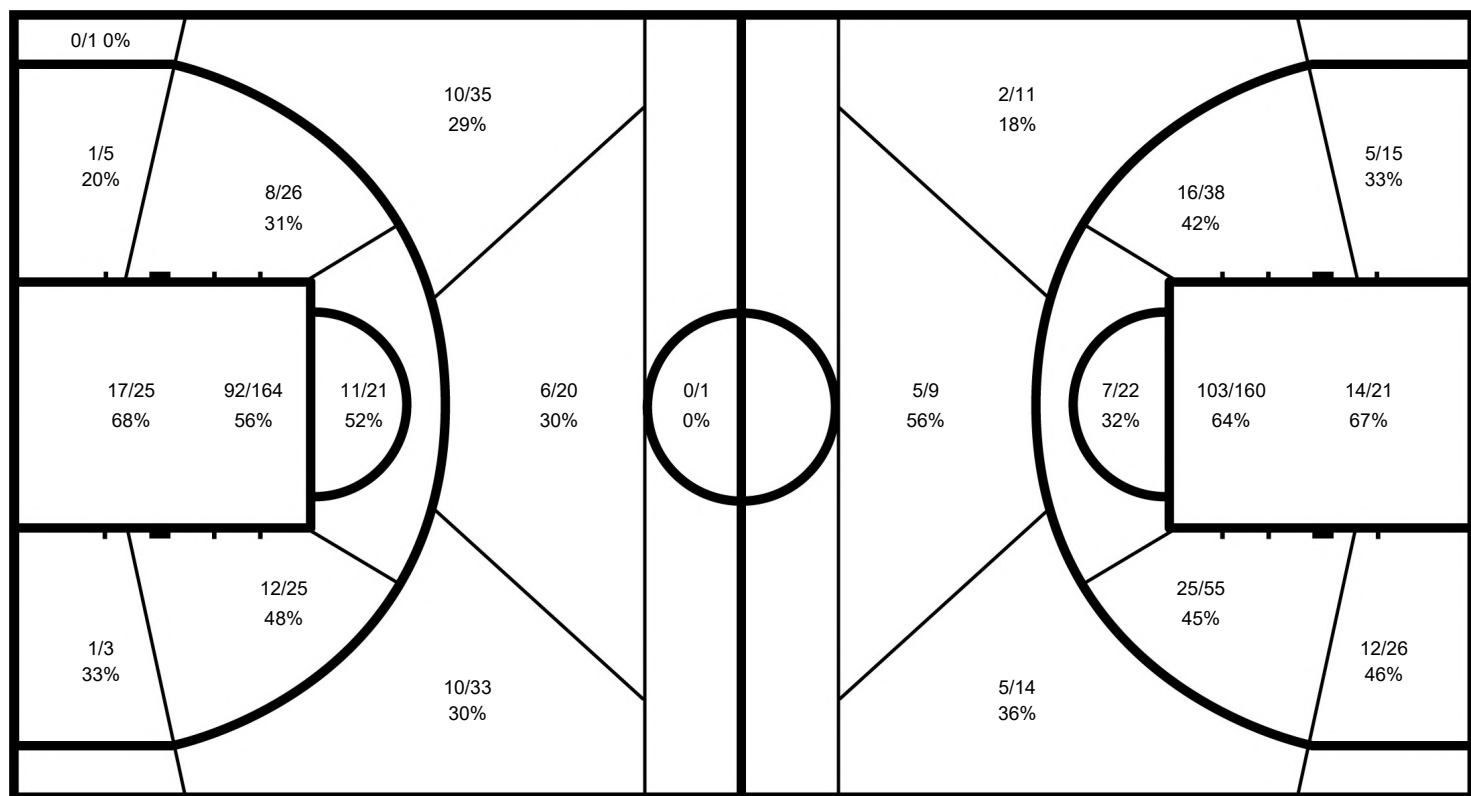
### AUS - Australia

After 6 games

Phase	AUS Played	Score		Field Goals		2 Points		3 Points		Free Throws		Rebounds			AS	TO	ST	BS	PF	FD
				M / A	%	M / A	%	M / A	%	M / A	%	OR	DR	TOT						
Preliminary Round Group B	NED	55-66	For	23/59	39	17/39	44	6/20	30	3/9	33	10	31	41	18	16	3		18	16
			Agn.	31/64	48	30/60	50	1/4	25	3/13	23	9	28	37	25	9	7	1	17	18
Preliminary Round Group B	ESP	60-68	For	25/64	39	23/49	47	2/15	13	8/18	44	11	25	36	23	16	13		23	21
			Agn.	27/55	49	25/51	49	2/4	50	12/14	86	3	33	36	21	19	8	1	22	22
Preliminary Round Group B	USA	69-76	For	28/60	47	21/40	53	7/20	35	6/17	35	8	30	38	14	10	2	1	14	18
			Agn.	33/63	52	30/52	58	3/11	27	7/10	70	1	30	31	28	4	3	2	18	14
Quarterfinal	GBR	64-84	For	27/59	46	24/45	53	3/14	21	7/10	70	7	18	25	23	11	5		18	16
			Agn.	37/59	63	35/52	67	2/7	29	8/12	67	6	26	32	34	10	4		16	18
Classification Qualifying 5-8	ESP	78-74	For	32/57	56	30/49	61	2/8	25	12/19	63	4	22	26	30	9	8	2	15	16
			Agn.	33/62	53	30/58	52	3/4	75	5/10	50	9	23	32	29	13	3	1	16	15
Playoff 5-6	NED	82-75	For	33/60	55	27/47	57	6/13	46	10/18	56	6	27	33	23	9	2	4	18	19
			Agn.	33/68	49	32/64	50	1/4	25	8/13	62	10	25	35	25	7	5		19	18

### AUS - Australia

### Opponents



### AUS

	M / A	%
Field Goals	168 / 359	47
2 Points	142 / 269	53
3 Points	26 / 90	29
Free Throws	46 / 91	51

### Opponents

%	M / A	
52	194 / 371	Field Goals
54	182 / 337	2 Points
35	12 / 34	3 Points
60	43 / 72	Free Throws



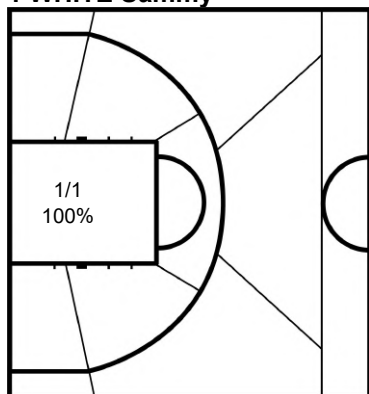
## Cumulative Statistics

Statistiques cumulées

**AUS - Australia**

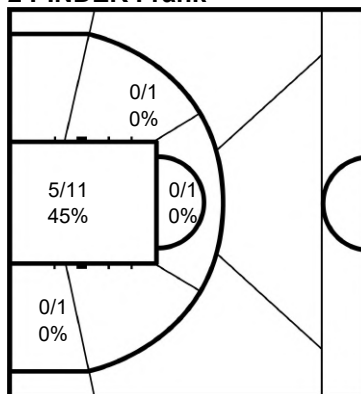
After 6 games

### 1 WHITE Sammy



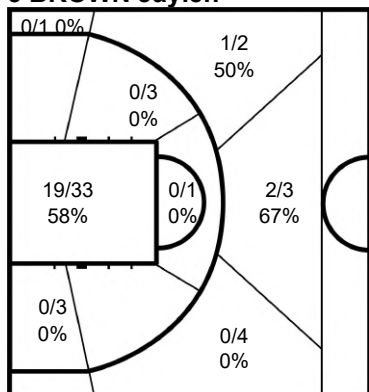
	M / A	%
Field Goals	1 / 1	100
2 Points	1 / 1	100
3 Points		
Free Throws	0 / 4	0

### 2 PINDER Frank



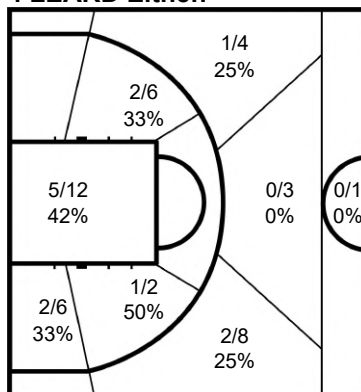
	M / A	%
Field Goals	5 / 13	38
2 Points	5 / 13	38
3 Points		
Free Throws	3 / 5	60

### 3 BROWN Jaylen



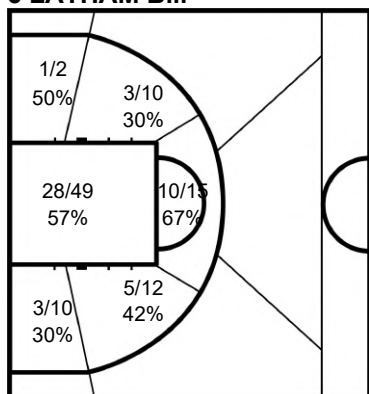
	M / A	%
Field Goals	22 / 48	46
2 Points	19 / 38	50
3 Points	3 / 10	30
Free Throws	11 / 24	46

### 4 LEARD Eithen



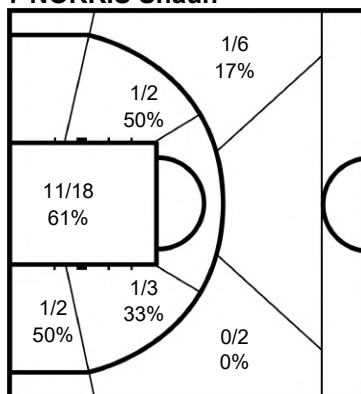
	M / A	%
Field Goals	11 / 36	31
2 Points	8 / 20	40
3 Points	3 / 16	19
Free Throws	2 / 7	29

### 5 LATHAM Bill



	M / A	%
Field Goals	48 / 90	53
2 Points	48 / 90	53
3 Points		
Free Throws	10 / 15	67

### 7 NORRIS Shaun



	M / A	%
Field Goals	14 / 31	45
2 Points	13 / 23	57
3 Points	1 / 8	13
Free Throws	7 / 14	50



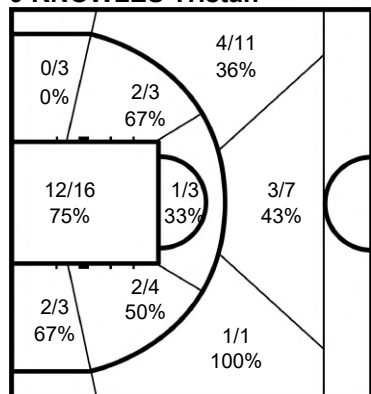
### Cumulative Statistics

Statistiques cumulées

**AUS - Australia**

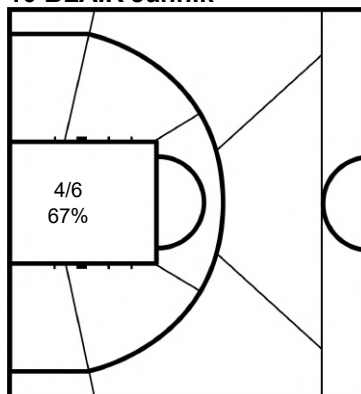
After 6 games

#### 9 KNOWLES Tristan



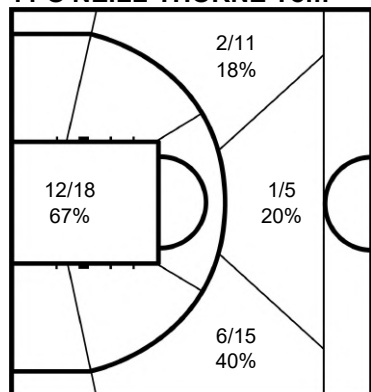
	M / A	%
<b>Field Goals</b>	25 / 48	52
<b>2 Points</b>	17 / 29	59
<b>3 Points</b>	8 / 19	42
<b>Free Throws</b>	7 / 9	78

#### 10 BLAIR Jannik



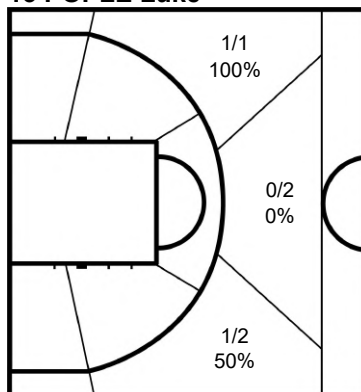
	M / A	%
<b>Field Goals</b>	4 / 6	67
<b>2 Points</b>	4 / 6	67
<b>3 Points</b>		
<b>Free Throws</b>		

#### 11 O'NEILL-THORNE Tom



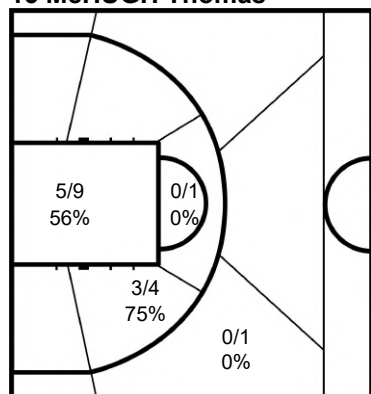
	M / A	%
<b>Field Goals</b>	21 / 49	43
<b>2 Points</b>	12 / 18	67
<b>3 Points</b>	9 / 31	29
<b>Free Throws</b>	5 / 10	50

#### 13 POPLÉ Luke



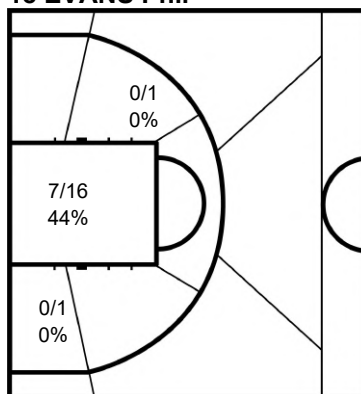
	M / A	%
<b>Field Goals</b>	2 / 5	40
<b>2 Points</b>		
<b>3 Points</b>	2 / 5	40
<b>Free Throws</b>		

#### 15 McHUGH Thomas



	M / A	%
<b>Field Goals</b>	8 / 15	53
<b>2 Points</b>	8 / 14	57
<b>3 Points</b>	0 / 1	0
<b>Free Throws</b>	1 / 2	50

#### 18 EVANS Phil



	M / A	%
<b>Field Goals</b>	7 / 17	41
<b>2 Points</b>	7 / 17	41
<b>3 Points</b>		
<b>Free Throws</b>	0 / 1	0

**Legend:**

%	Shooting Percentage	(C)	Captain	+/-	Plus-Minus	Agn.	Against	AS	Assists
BS	Blocked Shots	DR	Defensive Rebounds	FD	Fouls Drawn	GP	Games Played	M / A	Made / Attempts
MPG	Minutes Played per Game	No.	Uniform Number	OR	Offensive Rebounds	PF	Fouls	PPG	Points per Game
PTS	Points	ST	Steals	TO	Turnovers	TOT	Total Rebounds		





## Cumulative Statistics

Statistiques cumulées

### NED - Netherlands

After 6 games

#### Player Totals

No.	Name	Sport Class	GP	Time Played	Field Goals		2 Points		3 Points		Free Throws		Rebounds			AS	TO	ST	BS	PF	FD	+/-	PTS		
					M / A	%	M / A	%	M / A	%	M / A	%	OR	DR	TOT										
0	de JONG Frank	1.0	6	3:52:22	13/25	52	13/25	52			2/4	50	2	6	9	3	6	2	1	18	7	-32	28		
1	POGGENWISCH Robin	3.0	6	3:40:37	28/49	57	27/40	68	1/9	11	1/9	11	11	36	47	66	13	5	1	11	17	-19	58		
2	OP den ORTH Mendel	4.0	6	3:10:17	53/108	49	53/106	50	0/2	0	16/27	59	5	48	53	31	10	6		21	32	0	122		
3	CEGIL Anil	1.5	6	1:49:40	2/7	29	2/7	29					1	1	2		3	1		3		7	4		
7	de BOER Patrick	3.0	5	1:00:48	5/11	45	5/11	45			1/5	20	3	8	11	1	2		1	6	3	-30	11		
11	BELLERS Mattijs	4.5	6	2:06:55	31/78	40	30/72	42	1/6	17	15/27	56	11	25	36	9	3	5	3	9	20	-19	78		
12	EVEN Gijs	4.5	6	52:52	10/28	36	10/27	37	0/1	0	0/4	0	1	6	7	2	2	5		9	10	-29	20		
15	ZANTINGE Quinten (C)	3.0	6	1:47:32	15/54	28	13/44	30	2/10	20	0/1	0	4	8	12	21	9	2	1	12	5	-35	32		
17	TWIGT Arie	3.5	6	16:22	2/6	33	1/4	25	1/2	50	0/1	0		4	4	2	3	1		1		-11	5		
21	van TRIJP Camilo	1.0	1	1:58									1		1							0			
23	KORKMAZ Mustafa	3.0	5	38:49	4/12	33	4/10	40	0/2	0	1/2	50		1	1					3	5	4	9		
38	van LIERE Joeri	1.0	4	41:48																3		-36			
Team / Coach																		8	11	19					
<b>Totals</b>					163/378	43	158/346	46	5/32	16	36/80	45	47	154	202	135	56	28	7	96	99	-40	367		
<b>Opponents</b>					174/366	48	156/307	51	18/59	31	41/70	59	45	186	231	126	65	23	7	101	95	40	407		

#### Team Totals

	NED	Opponents
Points from Turnovers	48	69
Points in the Paint	190 (95/165) 58%	158 (79/149) 53%
Second Chance Points	38	34
Fast Break Points	22	17
Bench Points	77	120

#### Player Averages

No.	Name	Sport Class	GP	MPG	Field Goals		2 Points		3 Points		Free Throws		Rebounds			AS	TO	ST	BS	PF	FD	+/-	PPG		
					M / A	%	M / A	%	M / A	%	M / A	%	OR	DR	TOT										
0	de JONG Frank	1.0	6	38:43	2.2/4.2	52	2.2/4.2	52			0.3/0.7	50	0.3	1.0	1.5	0.5	1.0	0.3	0.2	3.0	1.2	-5.3	4.7		
1	POGGENWISCH Robin	3.0	6	36:46	4.7/8.2	57	4.5/6.7	68	0.2/1.5	11	0.2/1.5	11	1.8	6.0	7.8	11.0	2.2	0.8	0.2	1.8	2.8	-3.2	9.7		
2	OP den ORTH Mendel	4.0	6	31:42	8.8/18.0	49	8.8/17.7	50	0.0/0.3	0	2.7/4.5	59	0.8	8.0	8.8	5.2	1.7	1.0		3.5	5.3	0.0	20.3		
3	CEGIL Anil	1.5	6	18:16	0.3/1.2	29	0.3/1.2	29					0.2	0.2	0.3		0.5	0.2		0.5		1.2	0.7		
7	de BOER Patrick	3.0	5	12:09	1.0/2.2	45	1.0/2.2	45			0.2/1.0	20	0.6	1.6	2.2	0.2	0.4		0.2	1.2	0.6	-6.0	2.2		
11	BELLERS Mattijs	4.5	6	21:09	5.2/13.0	40	5.0/12.0	42	0.2/1.0	17	2.5/4.5	56	1.8	4.2	6.0	1.5	0.5	0.8	0.5	1.5	3.3	-3.2	13.0		
12	EVEN Gijs	4.5	6	8:48	1.7/4.7	36	1.7/4.5	37	0.0/0.2	0	0.0/0.7	0	0.2	1.0	1.2	0.3	0.3	0.8		1.5	1.7	-4.8	3.3		
15	ZANTINGE Quinten (C)	3.0	6	17:55	2.5/9.0	28	2.2/7.3	30	0.3/1.7	20	0.0/0.2	0	0.7	1.3	2.0	3.5	1.5	0.3	0.2	2.0	0.8	-5.8	5.3		
17	TWIGT Arie	3.5	6	2:43	0.3/1.0	33	0.2/0.7	25	0.2/0.3	50	0.0/0.2	0		0.7	0.7	0.3	0.5	0.2		0.2		-1.8	0.8		
21	van TRIJP Camilo	1.0	1	1:58									1.0		1.0							0.0			
23	KORKMAZ Mustafa	3.0	5	7:45	0.8/2.4	33	0.8/2.0	40	0.0/0.4	0	0.2/0.4	50		0.2	0.2					0.6	1.0	0.8	1.8		
38	van LIERE Joeri	1.0	4	10:27																0.8		-9.0			
Team / Coach																		1.3	1.8	3.2					
<b>Totals</b>					27.2/63.0	43	26.3/57.7	46	0.8/5.3	16	6.0/13.3	45	7.8	25.7	33.7	22.5	9.3	4.7	1.2	16.0	16.5	-6.7	61.2		
<b>Opponents</b>					29.0/61.0	48	26.0/51.2	51	3.0/9.8	31	6.8/11.7	59	7.5	31.0	38.5	21.0	10.8	3.8	1.2	16.8	15.8	6.7	67.8		

#### Team Averages

	NED	Opponents
Points from Turnovers	8.0	11.5
Points in the Paint	31.7	26.3
Second Chance Points	6.3	5.7
Fast Break Points	3.7	2.8
Bench Points	12.8	20.0



### Cumulative Statistics

Statistiques cumulées

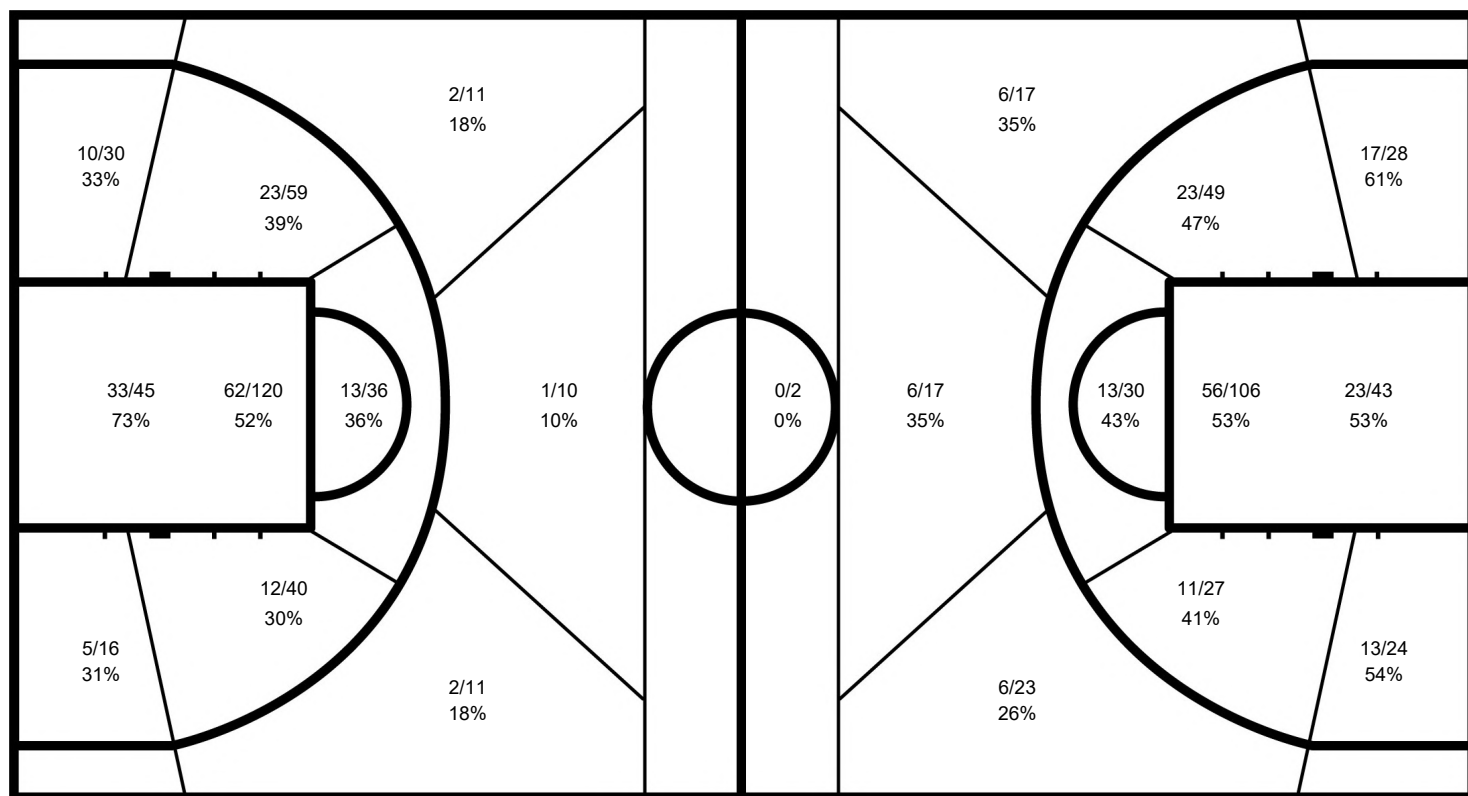
#### NED - Netherlands

After 6 games

Phase	NED Played	Score		Field Goals		2 Points		3 Points		Free Throws		Rebounds			AS	TO	ST	BS	PF	FD
				M / A	%	M / A	%	M / A	%	M / A	%	OR	DR	TOT						
Preliminary Round Group B	AUS	66-55	For	31/64	48	30/60	50	1/4	25	3/13	23	9	28	37	25	9	7	1	17	18
			Agn.	23/59	39	17/39	44	6/20	30	3/9	33	10	31	41	18	16	3		18	16
Preliminary Round Group B	USA	34-60	For	16/62	26	16/54	30	0/8	0	2/6	33	10	26	37	17	12	4	1	14	10
			Agn.	26/59	44	24/53	45	2/6	33	6/11	55	7	35	42	19	8	6	1	10	14
Preliminary Round Group B	ESP	53-68	For	22/59	37	20/52	38	2/7	29	7/15	47	6	25	31	17	13	4	2	17	19
			Agn.	28/59	47	27/54	50	1/5	20	11/15	73	6	33	39	21	11	6		21	17
Quarterfinal	CAN	67-79	For	30/66	45	30/58	52	0/8	0	7/12	58	9	18	27	18	5	2		16	17
			Agn.	36/62	58	36/56	64	0/6	0	7/8	88	9	30	39	20	11	3		17	16
Classification Qualifying 5-8	FRA	72-63	For	31/59	53	30/58	52	1/1	100	9/21	43	3	32	35	33	10	6	3	13	17
			Agn.	28/67	42	25/58	43	3/9	33	4/9	44	7	30	37	25	10	3	2	17	13
Playoff 5-6	AUS	75-82	For	33/68	49	32/64	50	1/4	25	8/13	62	10	25	35	25	7	5		19	18
			Agn.	33/60	55	27/47	57	6/13	46	10/18	56	6	27	33	23	9	2	4	18	19

#### NED - Netherlands

#### Opponents



#### NED

	M / A	%
Field Goals	163 / 378	43
2 Points	158 / 346	46
3 Points	5 / 32	16
Free Throws	36 / 80	45

#### Opponents

%	M / A	
48	174 / 366	Field Goals
51	156 / 307	2 Points
31	18 / 59	3 Points
59	41 / 70	Free Throws



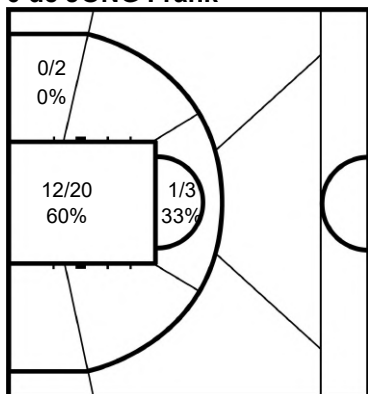
### Cumulative Statistics

Statistiques cumulées

NED - Netherlands

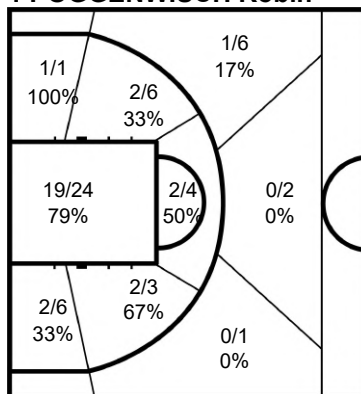
After 6 games

#### 0 de JONG Frank



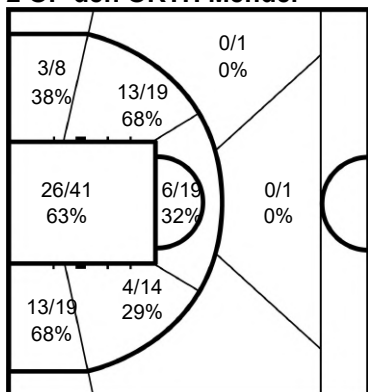
	M / A	%
Field Goals	13 / 25	52
2 Points	13 / 25	52
3 Points		
Free Throws	2 / 4	50

#### 1 POGGENWISCH Robin



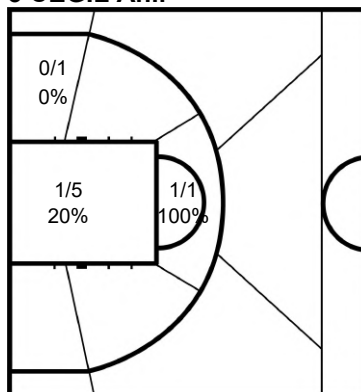
	M / A	%
Field Goals	28 / 49	57
2 Points	27 / 40	68
3 Points	1 / 9	11
Free Throws	1 / 9	11

#### 2 OP den ORTH Mendel



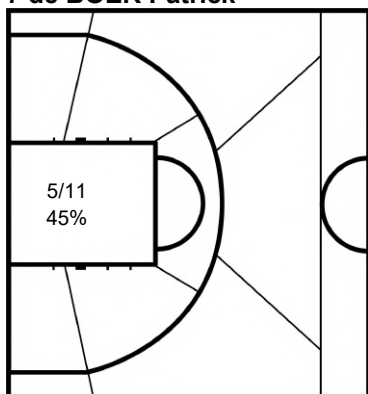
	M / A	%
Field Goals	53 / 108	49
2 Points	53 / 106	50
3 Points	0 / 2	0
Free Throws	16 / 27	59

#### 3 CEGIL Anil



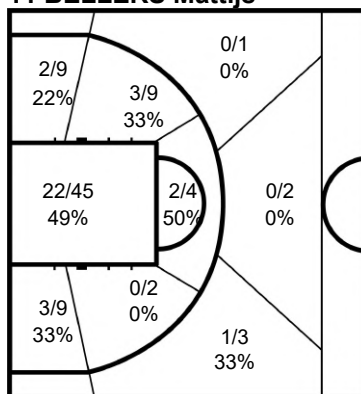
	M / A	%
Field Goals	2 / 7	29
2 Points	2 / 7	29
3 Points		
Free Throws		

#### 7 de BOER Patrick



	M / A	%
Field Goals	5 / 11	45
2 Points	5 / 11	45
3 Points		
Free Throws	1 / 5	20

#### 11 BELLERS Mattijs



	M / A	%
Field Goals	31 / 78	40
2 Points	30 / 72	42
3 Points	1 / 6	17
Free Throws	15 / 27	56



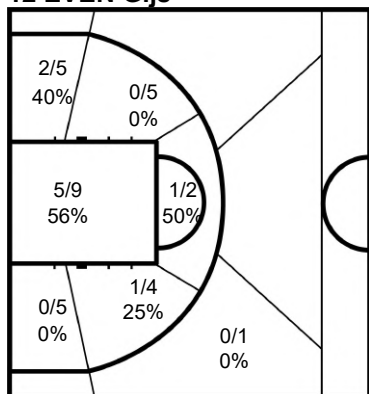
### Cumulative Statistics

Statistiques cumulées

**NED - Netherlands**

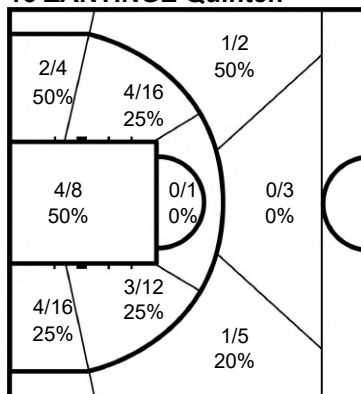
After 6 games

#### 12 EVEN Gijs



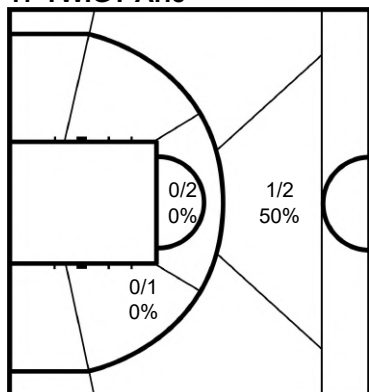
	M / A	%
<b>Field Goals</b>	10 / 28	36
<b>2 Points</b>	10 / 27	37
<b>3 Points</b>	0 / 1	0
<b>Free Throws</b>	0 / 4	0

#### 15 ZANTINGE Quinten



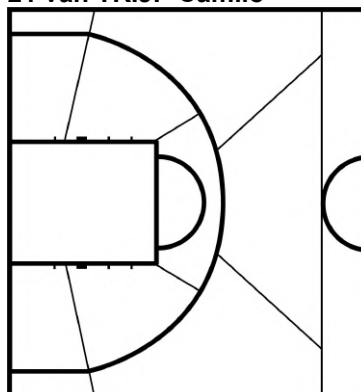
	M / A	%
<b>Field Goals</b>	15 / 54	28
<b>2 Points</b>	13 / 44	30
<b>3 Points</b>	2 / 10	20
<b>Free Throws</b>	0 / 1	0

#### 17 TWIGT Arie



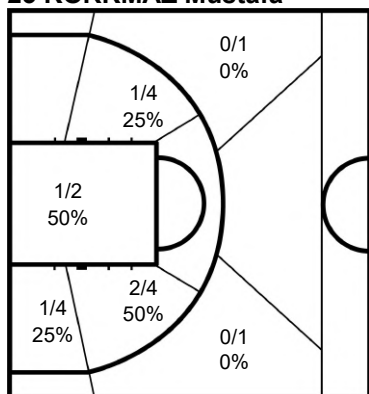
	M / A	%
<b>Field Goals</b>	2 / 6	33
<b>2 Points</b>	1 / 4	25
<b>3 Points</b>	1 / 2	50
<b>Free Throws</b>	0 / 1	0

#### 21 van TRIJP Camilo



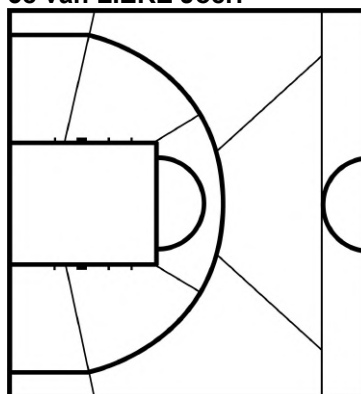
	M / A	%
<b>Field Goals</b>		
<b>2 Points</b>		
<b>3 Points</b>		
<b>Free Throws</b>		

#### 23 KORKMAZ Mustafa



	M / A	%
<b>Field Goals</b>	4 / 12	33
<b>2 Points</b>	4 / 10	40
<b>3 Points</b>	0 / 2	0
<b>Free Throws</b>	1 / 2	50

#### 38 van LIERE Joeri



	M / A	%
<b>Field Goals</b>		
<b>2 Points</b>		
<b>3 Points</b>		
<b>Free Throws</b>		

**Legend:**

%	Shooting Percentage	(C)	Captain	+/-	Plus-Minus	Agn.	Against	AS	Assists
BS	Blocked Shots	DR	Defensive Rebounds	FD	Fouls Drawn	GP	Games Played	M / A	Made / Attempts
MPG	Minutes Played per Game	No.	Uniform Number	OR	Offensive Rebounds	PF	Fouls	PPG	Points per Game
PTS	Points	ST	Steals	TO	Turnovers	TOT	Total Rebounds		



## Cumulative Statistics

Statistiques cumulées

**ESP - Spain**

After 6 games

### Player Totals

No.	Name	Sport Class	GP	Time Played	Field Goals		2 Points		3 Points		Free Throws		Rebounds			AS	TO	ST	BS	PF	FD	+/-	PTS	
					M / A	%	M / A	%	M / A	%	M / A	%	OR	DR	TOT									
5	STIX Daniel	1.5	6	1:01:26	2/2	100	2/2	100			3/6	50		2	2	2	2	1	1		9	4	-18	7
7	ZARZUELA Pablo J.	3.0	6	1:53:47	12/20	60	12/19	63	0/1	0	2/6	33	3	12	15	20	6	3		4	7	20	26	
8	SANCHEZ Francisco J.	1.0	6	1:59:29	1/5	20	1/5	20					1	4	5	1	5		6	1	16	2		
9	ZARZUELA Alejandro	3.0	6	3:38:35	32/47	68	32/47	68			14/18	78	8	44	52	12	8	8	1	13	25	22	78	
10	DIALLO Amadou T.	3.0	6	1:17:22	8/14	57	8/14	57			2/4	50		12	12	1	3		1	10	3	-3	18	
11	RUIZ Jordi	2.5	6	1:55:04	21/52	40	19/45	42	2/7	29			2	6	8	17	6	3		7	2	4	44	
13	GARCIA Asier (C)	4.0	6	1:16:45	15/47	32	14/43	33	1/4	25	4/6	67	2	21	23	27	8	1		13	9	-1	35	
16	ONRUBIA Oscar	1.5	6	1:16:04	4/17	24	3/11	27	1/6	17	2/2	100		3	3	3	6			5	5	10	11	
22	LORENZO Manuel E.	3.0	6	2:29:42	22/44	50	22/44	50			6/14	43	10	22	32	2	9	3	3	19	17	25	50	
24	ORTEGA Ignacio	4.0	6	2:37:07	41/92	45	33/73	45	8/19	42	14/16	88	3	33	36	40	22	8		18	22	20	104	
55	PRIETO Eduardo G.	4.0	5	23:07	4/9	44	4/9	44					1	2	3		2			3	3	-11	8	
90	RUIZ Alexis	3.5	4	11:32	2/5	40	2/5	40						2	2	1	1			1	1	-4	4	
Team / Coach																								
<b>Totals</b>					164/354	46	152/317	48	12/37	32	47/72	65	35	181	216	126	79	27	5	108	99	16	387	
<b>Opponents</b>					154/366	42	141/304	46	13/62	21	50/85	59	42	159	201	129	63	41	6	100	105	-16	371	

### Team Totals

	ESP	Opponents
Points from Turnovers	59	65
Points in the Paint	210 (105/183) 57%	200 (100/182) 55%
Second Chance Points	38	34
Fast Break Points	30	21
Bench Points	127	140

### Player Averages

No.	Name	Sport Class	GP	MPG	Field Goals		2 Points		3 Points		Free Throws		Rebounds			AS	TO	ST	BS	PF	FD	+/-	PPG
					M / A	%	M / A	%	M / A	%	M / A	%	OR	DR	TOT								
5	STIX Daniel	1.5	6	10:14	0.3/0.3	100	0.3/0.3	100			0.5/1.0	50		0.3	0.3	0.3	0.2	0.2		1.5	0.7	-3.0	1.2
7	ZARZUELA Pablo J.	3.0	6	18:57	2.0/3.3	60	2.0/3.2	63	0.0/0.2	0	0.3/1.0	33	0.5	2.0	2.5	3.3	1.0	0.5		1.7	1.2	3.3	4.3
8	SANCHEZ Francisco J.	1.0	6	19:54	0.2/0.8	20	0.2/0.8	20					0.2	0.7	0.8	0.2	0.8			1.0	0.2	2.7	0.3
9	ZARZUELA Alejandro	3.0	6	36:25	5.3/7.8	68	5.3/7.8	68			2.3/3.0	78	1.3	7.3	8.7	2.0	1.3	1.3	0.2	2.2	4.2	3.7	13.0
10	DIALLO Amadou T.	3.0	6	12:53	1.3/2.3	57	1.3/2.3	57			0.3/0.7	50		2.0	2.0	0.2	0.5		0.2	1.7	0.5	-0.5	3.0
11	RUIZ Jordi	2.5	6	19:10	3.5/8.7	40	3.2/7.5	42	0.3/1.2	29			0.3	1.0	1.3	2.8	1.0	0.5		1.2	0.3	0.7	7.3
13	GARCIA Asier (C)	4.0	6	12:47	2.5/7.8	32	2.3/7.2	33	0.2/0.7	25	0.7/1.0	67	0.3	3.5	3.8	4.5	1.3	0.2		2.2	1.5	-0.2	5.8
16	ONRUBIA Oscar	1.5	6	12:40	0.7/2.8	24	0.5/1.8	27	0.2/1.0	17	0.3/0.3	100		0.5	0.5	0.5	1.0			0.8	0.8	1.7	1.8
22	LORENZO Manuel E.	3.0	6	24:57	3.7/7.3	50	3.7/7.3	50			1.0/2.3	43	1.7	3.7	5.3	0.3	1.5	0.5	0.5	3.2	2.8	4.2	8.3
24	ORTEGA Ignacio	4.0	6	26:11	6.8/15.3	45	5.5/12.2	45	1.3/3.2	42	2.3/2.7	88	0.5	5.5	6.0	6.7	3.7	1.3		3.0	3.7	3.3	17.3
55	PRIETO Eduardo G.	4.0	5	4:37	0.8/1.8	44	0.8/1.8	44					0.2	0.4	0.6		0.4			0.6	0.6	-2.2	1.6
90	RUIZ Alexis	3.5	4	2:53	0.5/1.3	40	0.5/1.3	40						0.5	0.5	0.3	0.3			0.3	0.3	-1.0	1.0
Team / Coach																							
<b>Totals</b>					27.3/59.0	46	25.3/52.8	48	2.0/6.2	32	7.8/12.0	65	5.8	30.2	36.0	21.0	13.2	4.5	0.8	18.0	16.5	2.7	64.5
<b>Opponents</b>					25.7/61.0	42	23.5/50.7	46	2.2/10.3	21	8.3/14.2	59	7.0	26.5	33.5	21.5	10.5	6.8	1.0	16.7	17.5	-2.7	61.8

### Team Averages

	ESP	Opponents
Points from Turnovers	9.8	10.8
Points in the Paint	35.0	33.3
Second Chance Points	6.3	5.7
Fast Break Points	5.0	3.5
Bench Points	21.2	23.3



### Cumulative Statistics

Statistiques cumulées

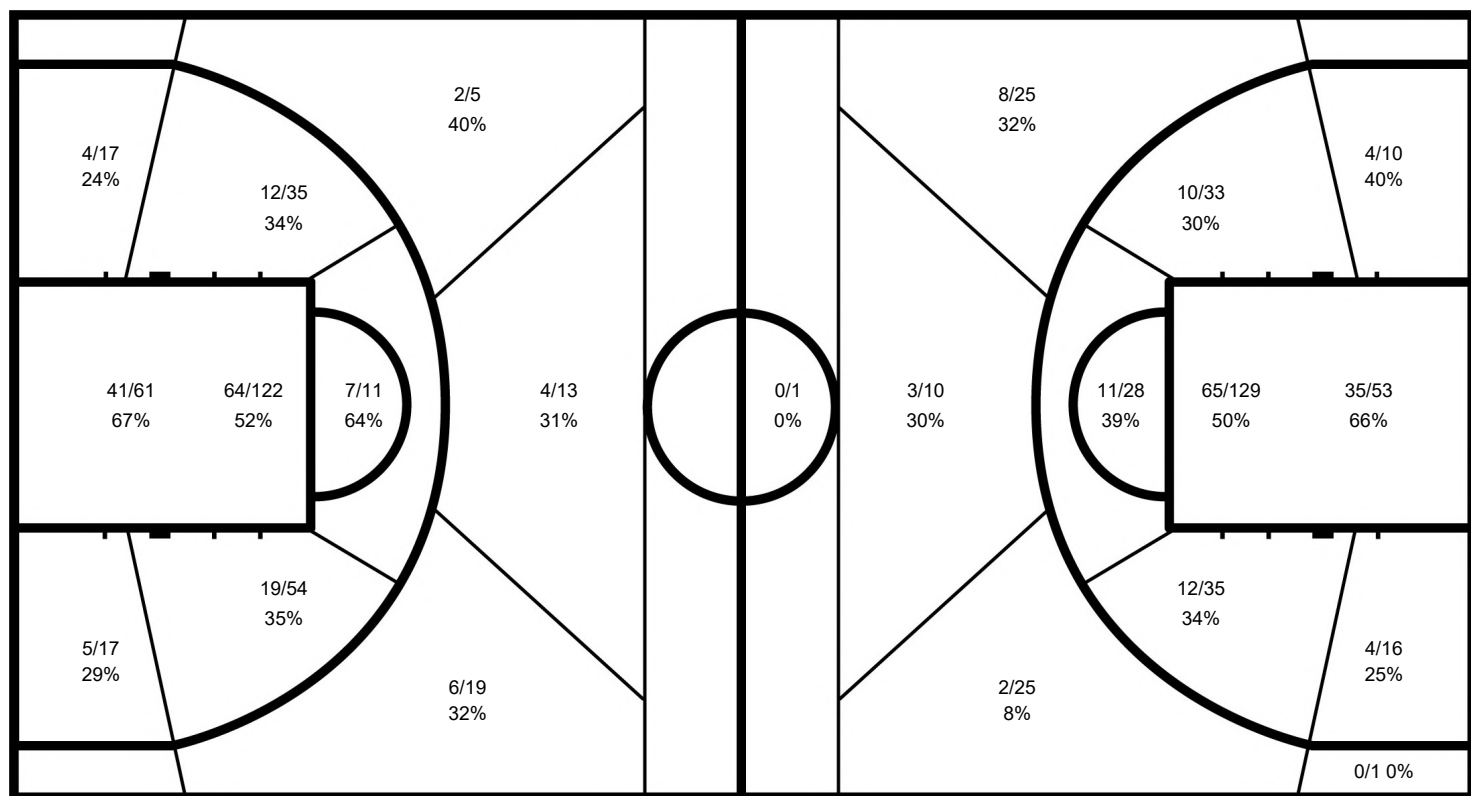
#### ESP - Spain

After 6 games

Phase	ESP Played	Score		Field Goals		2 Points		3 Points		Free Throws		Rebounds			AS	TO	ST	BS	PF	FD
				M / A	%	M / A	%	M / A	%	M / A	%	OR	DR	TOT						
Preliminary Round Group B	USA	56-66	For	22/59	37	20/54	37	2/5	40	10/17	59	8	27	35	16	11	2	1	15	14
			Agn.	29/65	45	27/56	48	2/9	22	6/10	60	9	31	40	22	6	5	1	14	15
Preliminary Round Group B	AUS	68-60	For	27/55	49	25/51	49	2/4	50	12/14	86	3	33	36	21	19	8	1	22	22
			Agn.	25/64	39	23/49	47	2/15	13	8/18	44	11	25	36	23	16	13		23	21
Preliminary Round Group B	NED	68-53	For	28/59	47	27/54	50	1/5	20	11/15	73	6	33	39	21	11	6		21	17
			Agn.	22/59	37	20/52	38	2/7	29	7/15	47	6	25	31	17	13	4	2	17	19
Quarterfinal	GER	49-57	For	22/56	39	21/47	45	1/9	11	4/8	50	3	31	34	13	12	3	1	15	18
			Agn.	23/62	37	19/47	40	4/15	27	7/7	100	8	32	40	15	10	5		18	15
Classification Qualifying 5-8	AUS	74-78	For	33/62	53	30/58	52	3/4	75	5/10	50	9	23	32	29	13	3	1	16	15
			Agn.	32/57	56	30/49	61	2/8	25	12/19	63	4	22	26	30	9	8	2	15	16
Playoff 7-8	FRA	72-57	For	32/63	51	29/53	55	3/10	30	5/8	63	6	34	40	26	13	5	1	19	13
			Agn.	23/59	39	22/51	43	1/8	13	10/16	63	4	24	28	22	9	6	1	13	19

#### ESP - Spain

#### Opponents



#### ESP

	M / A	%
Field Goals	164 / 354	46
2 Points	152 / 317	48
3 Points	12 / 37	32
Free Throws	47 / 72	65

#### Opponents

%	M / A	
42	154 / 366	Field Goals
46	141 / 304	2 Points
21	13 / 62	3 Points
59	50 / 85	Free Throws



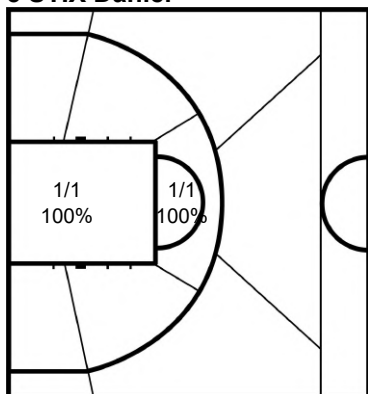
## Cumulative Statistics

Statistiques cumulées

**ESP - Spain**

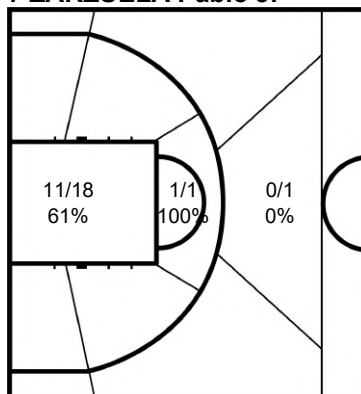
After 6 games

### 5 STIX Daniel



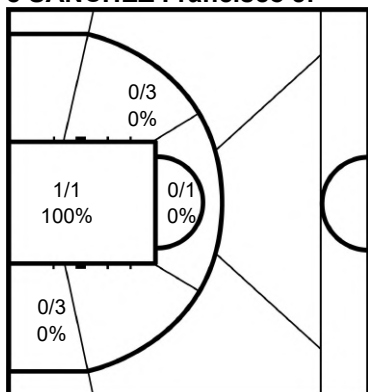
	M / A	%
<b>Field Goals</b>	2 / 2	100
<b>2 Points</b>	2 / 2	100
<b>3 Points</b>		
<b>Free Throws</b>	3 / 6	50

### 7 ZARZUELA Pablo J.



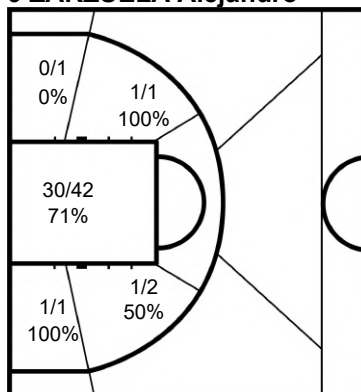
	M / A	%
<b>Field Goals</b>	12 / 20	60
<b>2 Points</b>	12 / 19	63
<b>3 Points</b>	0 / 1	0
<b>Free Throws</b>	2 / 6	33

### 8 SANCHEZ Francisco J.



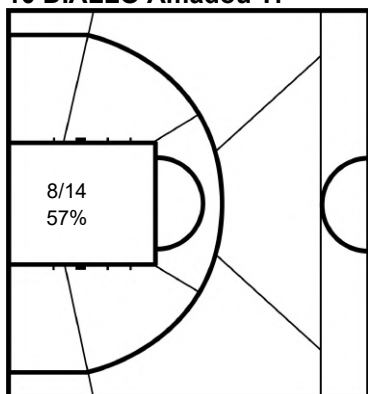
	M / A	%
<b>Field Goals</b>	1 / 5	20
<b>2 Points</b>	1 / 5	20
<b>3 Points</b>		
<b>Free Throws</b>		

### 9 ZARZUELA Alejandro



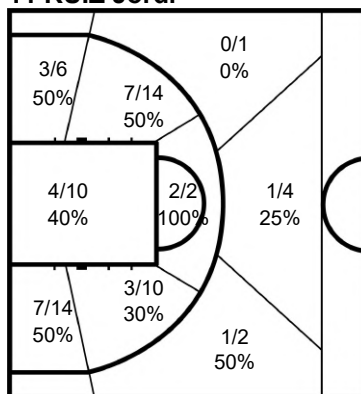
	M / A	%
<b>Field Goals</b>	32 / 47	68
<b>2 Points</b>	32 / 47	68
<b>3 Points</b>		
<b>Free Throws</b>	14 / 18	78

### 10 DIALLO Amadou T.



	M / A	%
<b>Field Goals</b>	8 / 14	57
<b>2 Points</b>	8 / 14	57
<b>3 Points</b>		
<b>Free Throws</b>	2 / 4	50

### 11 RUIZ Jordi



	M / A	%
<b>Field Goals</b>	21 / 52	40
<b>2 Points</b>	19 / 45	42
<b>3 Points</b>	2 / 7	29
<b>Free Throws</b>		



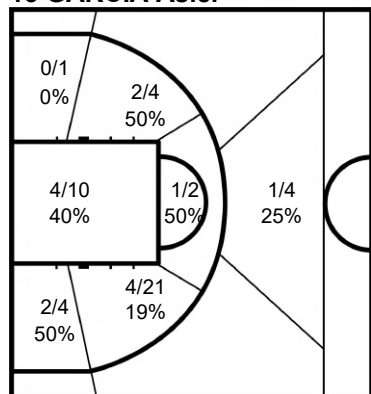
## Cumulative Statistics

Statistiques cumulées

**ESP - Spain**

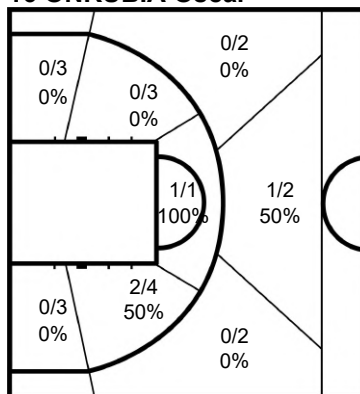
After 6 games

### 13 GARCIA Asier



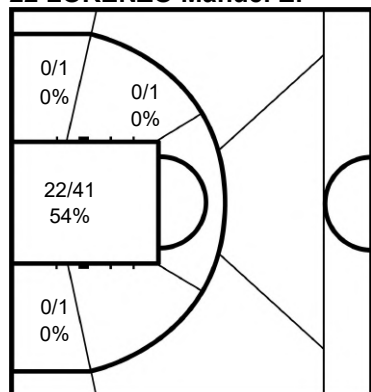
	M / A	%
<b>Field Goals</b>	15 / 47	32
<b>2 Points</b>	14 / 43	33
<b>3 Points</b>	1 / 4	25
<b>Free Throws</b>	4 / 6	67

### 16 ONRUBIA Oscar



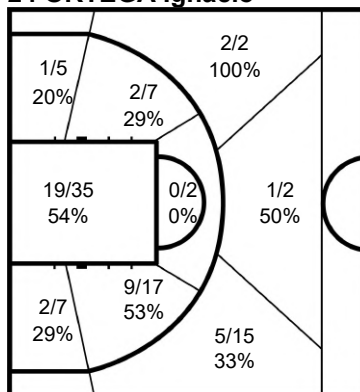
	M / A	%
<b>Field Goals</b>	4 / 17	24
<b>2 Points</b>	3 / 11	27
<b>3 Points</b>	1 / 6	17
<b>Free Throws</b>	2 / 2	100

### 22 LORENZO Manuel E.



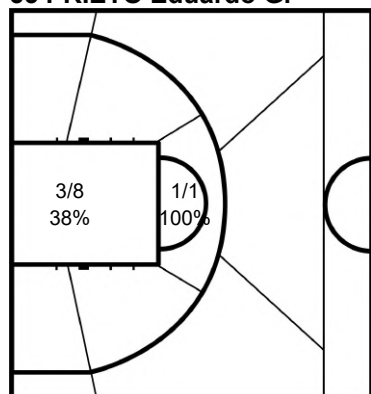
	M / A	%
<b>Field Goals</b>	22 / 44	50
<b>2 Points</b>	22 / 44	50
<b>3 Points</b>		
<b>Free Throws</b>	6 / 14	43

### 24 ORTEGA Ignacio



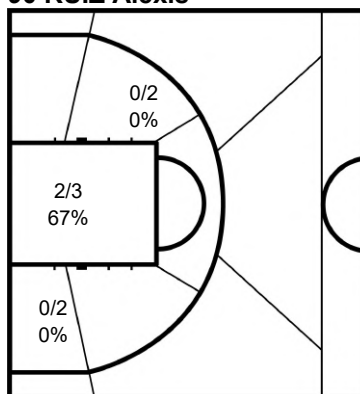
	M / A	%
<b>Field Goals</b>	41 / 92	45
<b>2 Points</b>	33 / 73	45
<b>3 Points</b>	8 / 19	42
<b>Free Throws</b>	14 / 16	88

### 55 PRIETO Eduardo G.



	M / A	%
<b>Field Goals</b>	4 / 9	44
<b>2 Points</b>	4 / 9	44
<b>3 Points</b>		
<b>Free Throws</b>		

### 90 RUIZ Alexis



	M / A	%
<b>Field Goals</b>	2 / 5	40
<b>2 Points</b>	2 / 5	40
<b>3 Points</b>		
<b>Free Throws</b>		

**Legend:**

%	Shooting Percentage	(C)	Captain	+/-	Plus-Minus	Agn.	Against	AS	Assists
BS	Blocked Shots	DR	Defensive Rebounds	FD	Fouls Drawn	GP	Games Played	M / A	Made / Attempts
MPG	Minutes Played per Game	No.	Uniform Number	OR	Offensive Rebounds	PF	Fouls	PPG	Points per Game
PTS	Points	ST	Steals	TO	Turnovers	TOT	Total Rebounds		





## Cumulative Statistics

Statistiques cumulées

**FRA - France**

After 6 games

### Player Totals

No.	Name	Sport Class	GP	Time Played	Field Goals		2 Points		3 Points		Free Throws		Rebounds			AS	TO	ST	BS	PF	FD	+/-	PTS						
					M / A	%	M / A	%	M / A	%	M / A	%	OR	DR	TOT														
4	BAYLE Remi	2.5	6	2:09:27	8/17	47	8/17	47			6/14	43	4	20	24	4	3		2	5	12	-111	22						
5	RAMONET Alexis	4.0	6	1:41:23	17/50	34	15/35	43	2/15	13	3/7	43		5	5	15	2	1		2	9	-71	39						
7	CAYOL Audrey (C)	1.5	5	2:14:42	12/30	40	12/30	40			2/4	50	2	9	11	12	4	1		6	4	-37	26						
8	LUCE Jordan	4.5	2	13:26	1/6	17	1/5	20	0/1	0	0/2	0	1	1	2	2	2	1		1	1	-20	2						
9	MEHIAOUI Soufyane	3.0	6	2:17:36	16/42	38	13/28	46	3/14	21	12/17	71	6	24	30	44	7	6	3	20	16	-27	47						
10	LAURERI Jerome	1.0	1	4:25										1	1							-11							
25	CARLIER Christophe	3.0	6	2:47:13	21/51	41	21/49	43	0/2	0	5/14	36	6	37	43	11	8	3		13	17	-50	47						
26	DURAN Jerome	2.0	6	2:56:00	12/37	32	12/34	35	0/3	0	0/3	0	11	8	19	16	9	4		15	10	-64	24						
29	HARDOUIN Louis	2.5	6	1:38:58	15/33	45	15/30	50	0/3	0	2/3	67		5	5	12	5	2		10	8	-58	32						
64	JOUANSERRE Nicolas	4.5	6	2:30:36	45/93	48	40/78	51	5/15	33	7/9	78	1	23	24	9	12	1		11	12	-62	102						
92	GUIRASSY Ibrahim	1.0	4	1:03:27	4/7	57	4/7	57			0/1	0	5	1	6		4			2	1	-55	8						
93	TRAORE Mamady	4.0	2	22:47	0/5	0	0/5	0					1	5	6	2			1	2		-19							
Team / Coach																						2	14	16					
<b>Totals</b>					151/371	41	141/318	44	10/53	19	37/74	50	39	153	192	127	65	19	6	87	90	-117	349						
<b>Opponents</b>					205/389	53	193/347	56	12/42	29	44/78	56	40	193	233	179	51	30	7	91	87	117	466						

### Team Totals

	FRA	Opponents
Points from Turnovers	42	68
Points in the Paint	152 (76/143) 53%	264 (132/187) 71%
Second Chance Points	26	50
Fast Break Points	26	56
Bench Points	128	120

### Player Averages

No.	Name	Sport Class	GP	MPG	Field Goals		2 Points		3 Points		Free Throws		Rebounds			AS	TO	ST	BS	PF	FD	+/-	PPG						
					M / A	%	M / A	%	M / A	%	M / A	%	OR	DR	TOT														
4	BAYLE Remi	2.5	6	21:34	1.3/2.8	47	1.3/2.8	47			1.0/2.3	43	0.7	3.3	4.0	0.7	0.5	0.3	0.8	2.0	-18.5	3.7							
5	RAMONET Alexis	4.0	6	16:53	2.8/8.3	34	2.5/5.8	43	0.3/2.5	13	0.5/1.2	43		0.8	0.8	2.5	0.3	0.2		0.3	1.5	-11.8	6.5						
7	CAYOL Audrey (C)	1.5	5	26:56	2.4/6.0	40	2.4/6.0	40			0.4/0.8	50	0.4	1.8	2.2	2.4	0.8	0.2				-7.4	5.2						
8	LUCE Jordan	4.5	2	6:43	0.5/3.0	17	0.5/2.5	20	0.0/0.5	0	0.0/1.0	0	0.5	0.5	1.0	1.0	1.0	0.5		0.5	0.5	-10.0	1.0						
9	MEHIAOUI Soufyane	3.0	6	22:56	2.7/7.0	38	2.2/4.7	46	0.5/2.3	21	2.0/2.8	71	1.0	4.0	5.0	7.3	1.2	1.0	0.5	3.3	2.7	-4.5	7.8						
10	LAURERI Jerome	1.0	1	4:25										1.0	1.0							-11.0							
25	CARLIER Christophe	3.0	6	27:52	3.5/8.5	41	3.5/8.2	43	0.0/0.3	0	0.8/2.3	36	1.0	6.2	7.2	1.8	1.3	0.5		2.2	2.8	-8.3	7.8						
26	DURAN Jerome	2.0	6	29:20	2.0/6.2	32	2.0/5.7	35	0.0/0.5	0	0.0/0.5	0	1.8	1.3	3.2	2.7	1.5	0.7		2.5	1.7	-10.7	4.0						
29	HARDOUIN Louis	2.5	6	16:29	2.5/5.5	45	2.5/5.0	50	0.0/0.5	0	0.3/0.5	67		0.8	0.8	2.0	0.8	0.3		1.7	1.3	-9.7	5.3						
64	JOUANSERRE Nicolas	4.5	6	25:06	7.5/15.5	48	6.7/13.0	51	0.8/2.5	33	1.2/1.5	78	0.2	3.8	4.0	1.5	2.0	0.2		1.8	2.0	-10.3	17.0						
92	GUIRASSY Ibrahim	1.0	4	15:51	1.0/1.8	57	1.0/1.8	57			0.0/0.3	0	1.3	0.3	1.5		1.0			0.5	0.3	-13.8	2.0						
93	TRAORE Mamady	4.0	2	11:23	0.0/2.5	0	0.0/2.5	0					0.5	2.5	3.0	1.0			0.5	1.0		-9.5							
Team / Coach																						0.3	2.3	2.7				1.5	
<b>Totals</b>					25.2/61.8	41	23.5/53.0	44	1.7/8.8	19	6.2/12.3	50	6.5	25.5	32.0	21.2	10.8	3.2	1.0	14.5	15.0	-19.5	58.2						
<b>Opponents</b>					34.2/64.8	53	32.2/57.8	56	2.0/7.0	29	7.3/13.0	56	6.7	32.2	38.8	29.8	8.5	5.0	1.2	15.2	14.5	19.5	77.7						

### Team Averages

	FRA	Opponents
Points from Turnovers	7.0	11.3
Points in the Paint	25.3	44.0
Second Chance Points	4.3	8.3
Fast Break Points	4.3	9.3
Bench Points	21.3	20.0



### Cumulative Statistics

Statistiques cumulées

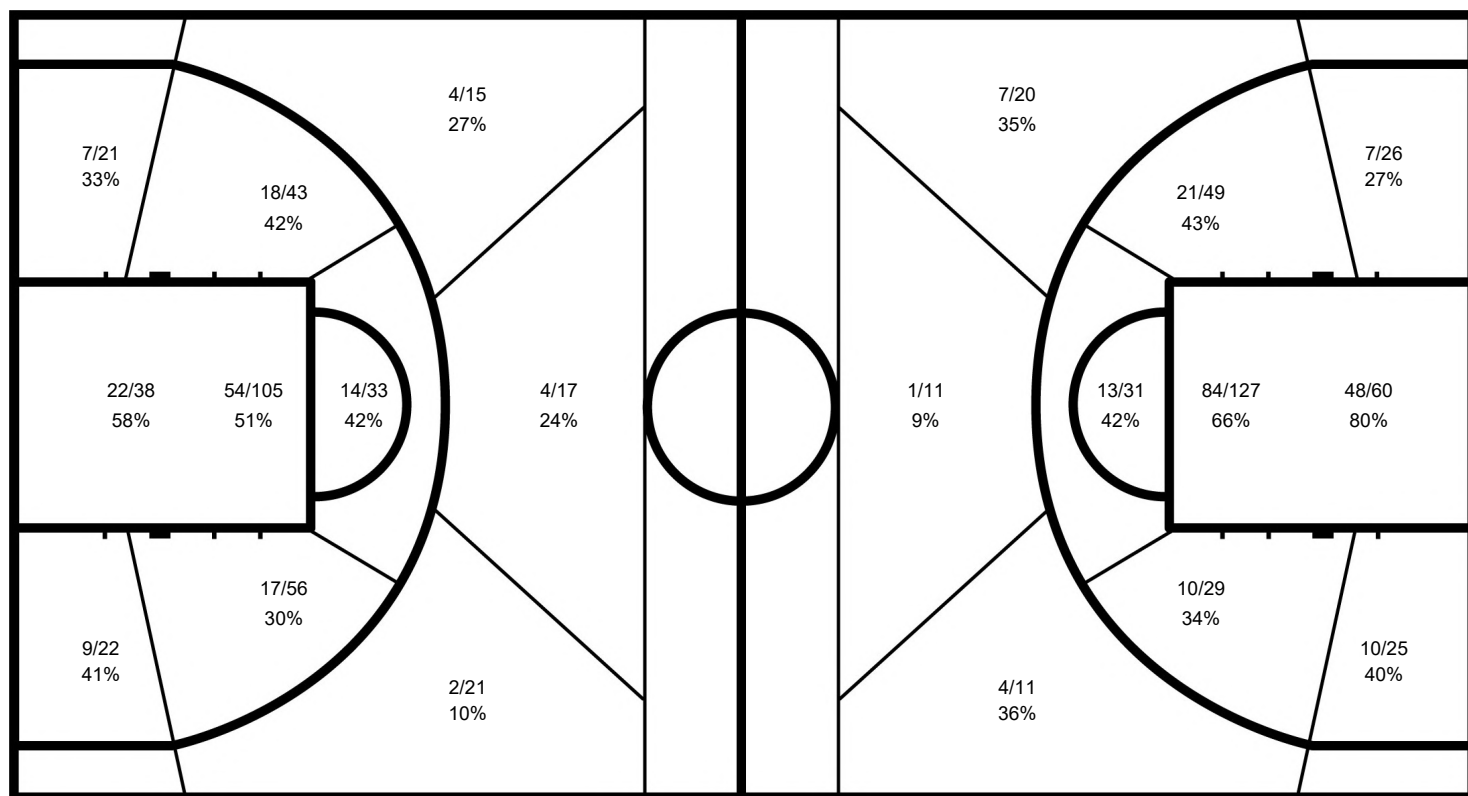
#### FRA - France

After 6 games

Phase	FRA Played	Score		Field Goals		2 Points		3 Points		Free Throws		Rebounds			AS	TO	ST	BS	PF	FD
				M / A	%	M / A	%	M / A	%	M / A	%	OR	DR	TOT						
Preliminary Round Group A	CAN	68-83	For	28/62	45	22/51	43	6/11	55	6/13	46	8	22	30	18	14	3		15	14
			Agn.	35/63	56	32/53	60	3/10	30	10/14	71	6	26	32	24	8	5	1	14	15
Preliminary Round Group A	GER	64-72	For	28/65	43	28/56	50	0/9	0	8/14	57	5	29	34	25	7	3		20	18
			Agn.	31/59	53	31/51	61	0/8	0	10/21	48	4	36	40	27	10	2		18	20
Preliminary Round Group A	GBR	50-85	For	22/57	39	22/48	46	0/9	0	6/13	46	9	23	32	19	19	4	3	12	15
			Agn.	37/69	54	33/62	53	4/7	57	7/8	88	9	29	38	35	9	9	1	16	12
Quarterfinal	USA	47-82	For	22/61	36	22/54	41	0/7	0	3/9	33	6	25	31	18	6			10	11
			Agn.	39/76	51	38/70	54	1/6	17	3/6	50	12	36	48	34	1	3	1	11	10
Classification Qualifying 5-8	NED	63-72	For	28/67	42	25/58	43	3/9	33	4/9	44	7	30	37	25	10	3	2	17	13
			Agn.	31/59	53	30/58	52	1/1	100	9/21	43	3	32	35	33	10	6	3	13	17
Playoff 7-8	ESP	57-72	For	23/59	39	22/51	43	1/8	13	10/16	63	4	24	28	22	9	6	1	13	19
			Agn.	32/63	51	29/53	55	3/10	30	5/8	63	6	34	40	26	13	5	1	19	13

#### FRA - France

#### Opponents



#### FRA

	M / A	%
Field Goals	151 / 371	41
2 Points	141 / 318	44
3 Points	10 / 53	19
Free Throws	37 / 74	50

#### Opponents

%	M / A	
53	205 / 389	Field Goals
56	193 / 347	2 Points
29	12 / 42	3 Points
56	44 / 78	Free Throws



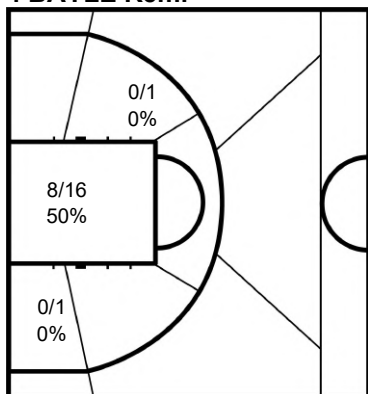
## Cumulative Statistics

Statistiques cumulées

**FRA - France**

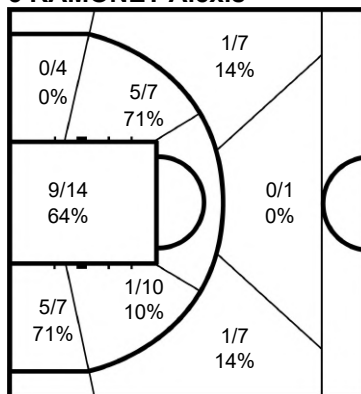
After 6 games

### 4 BAYLE Remi



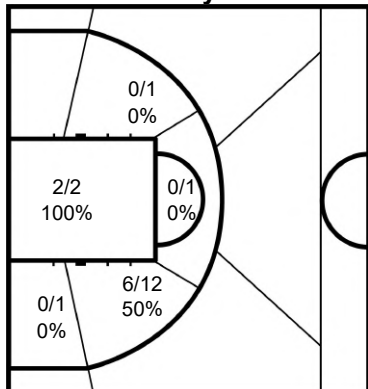
	M / A	%
Field Goals	8 / 17	47
2 Points	8 / 17	47
3 Points		
Free Throws	6 / 14	43

### 5 RAMONET Alexis



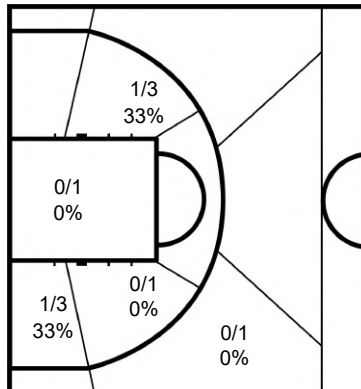
	M / A	%
Field Goals	17 / 50	34
2 Points	15 / 35	43
3 Points	2 / 15	13
Free Throws	3 / 7	43

### 7 CAYOL Audrey



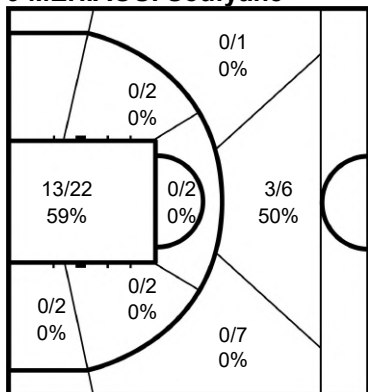
	M / A	%
Field Goals	12 / 30	40
2 Points	12 / 30	40
3 Points		
Free Throws	2 / 4	50

### 8 LUCE Jordan



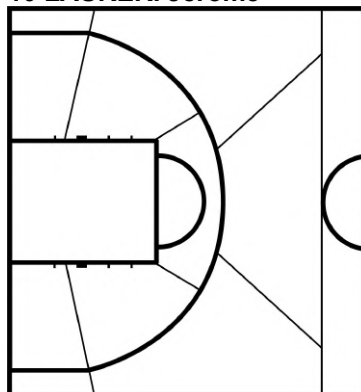
	M / A	%
Field Goals	1 / 6	17
2 Points	1 / 5	20
3 Points	0 / 1	0
Free Throws	0 / 2	0

### 9 MEHIAOUI Soufyane



	M / A	%
Field Goals	16 / 42	38
2 Points	13 / 28	46
3 Points	3 / 14	21
Free Throws	12 / 17	71

### 10 LAURERI Jerome



	M / A	%
Field Goals		
2 Points		
3 Points		
Free Throws		



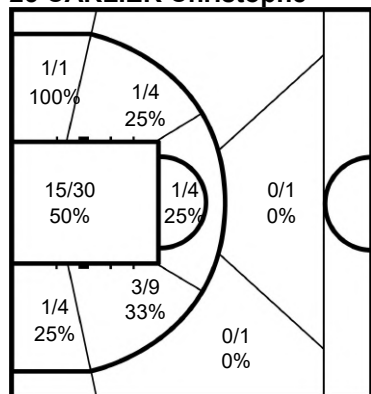
## Cumulative Statistics

Statistiques cumulées

**FRA - France**

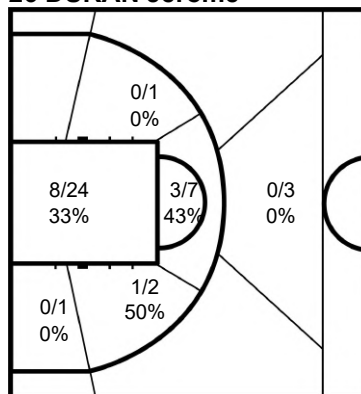
After 6 games

### 25 CARLIER Christophe



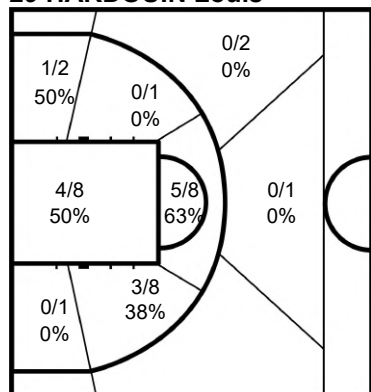
	M / A	%
<b>Field Goals</b>	21 / 51	41
<b>2 Points</b>	21 / 49	43
<b>3 Points</b>	0 / 2	0
<b>Free Throws</b>	5 / 14	36

### 26 DURAN Jerome



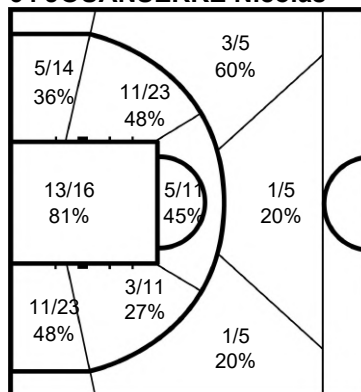
	M / A	%
<b>Field Goals</b>	12 / 37	32
<b>2 Points</b>	12 / 34	35
<b>3 Points</b>	0 / 3	0
<b>Free Throws</b>	0 / 3	0

### 29 HARDOUIN Louis



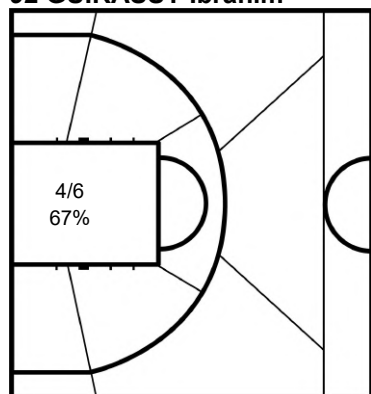
	M / A	%
<b>Field Goals</b>	15 / 33	45
<b>2 Points</b>	15 / 30	50
<b>3 Points</b>	0 / 3	0
<b>Free Throws</b>	2 / 3	67

### 64 JOUANSERRE Nicolas



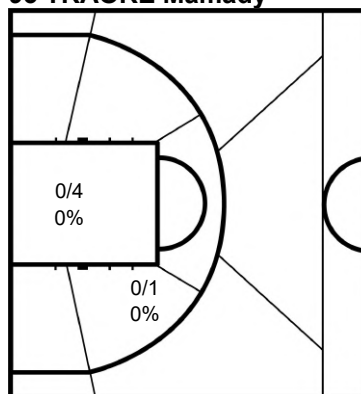
	M / A	%
<b>Field Goals</b>	45 / 93	48
<b>2 Points</b>	40 / 78	51
<b>3 Points</b>	5 / 15	33
<b>Free Throws</b>	7 / 9	78

### 92 GUIRASSY Ibrahim



	M / A	%
<b>Field Goals</b>	4 / 7	57
<b>2 Points</b>	4 / 7	57
<b>3 Points</b>		
<b>Free Throws</b>	0 / 1	0

### 93 TRAORE Mamady



	M / A	%
<b>Field Goals</b>	0 / 5	0
<b>2 Points</b>	0 / 5	0
<b>3 Points</b>		
<b>Free Throws</b>		

#### Legend:

%	Shooting Percentage	(C)	Captain	+/-	Plus-Minus	Agn.	Against	AS	Assists
BS	Blocked Shots	DR	Defensive Rebounds	FD	Fouls Drawn	GP	Games Played	M / A	Made / Attempts
MPG	Minutes Played per Game	No.	Uniform Number	OR	Offensive Rebounds	PF	Fouls	PPG	Points per Game
PTS	Points	ST	Steals	TO	Turnovers	TOT	Total Rebounds		



**Overall Team Statistics**  
Statistiques globales des équipes  
As of SAT 7 SEP 2024 at 23:11

Team	GP		Field Goals		2 Points		3 Points		Free Throws		Rebounds			AS	TO	ST	BS	PF	FD	PTS
			M/A	%	M/A	%	M/A	%	M/A	%	OR	DR	TOT							
AUS	6	For	168/359	47	142/269	53	26/90	29	46/91	51	46	153	199	131	71	33	7	106	106	408
		Agn.	194/371	52	182/337	54	12/34	35	43/72	60	38	165	203	162	62	30	5	108	105	443
CAN	6	For	166/369	45	149/301	50	17/68	25	44/58	76	38	163	201	111	55	21	5	101	76	393
		Agn.	176/374	47	162/321	50	14/53	26	64/97	66	46	168	214	130	43	25	2	76	101	430
ESP	6	For	164/354	46	152/317	48	12/37	32	47/72	65	35	181	216	126	79	27	5	108	99	387
		Agn.	154/366	42	141/304	46	13/62	21	50/85	59	42	159	201	129	63	41	6	100	105	371
FRA	6	For	151/371	41	141/318	44	10/53	19	37/74	50	39	153	192	127	65	19	6	87	90	349
		Agn.	205/389	53	193/347	56	12/42	29	44/78	56	40	193	233	179	51	30	7	91	87	466
GBR	6	For	207/383	54	195/342	57	12/41	29	47/61	77	35	180	215	176	48	38	4	81	87	473
		Agn.	145/356	41	130/288	45	15/68	22	38/59	64	36	145	181	123	72	22	7	87	80	343
GER	6	For	144/363	40	132/297	44	12/66	18	54/81	67	37	187	224	121	50	18	1	84	94	354
		Agn.	170/381	45	158/316	50	12/65	18	38/56	68	30	192	222	126	42	23	5	94	84	390
NED	6	For	163/378	43	158/346	46	5/32	16	36/80	45	47	154	202	135	56	28	7	96	99	367
		Agn.	174/366	48	156/307	51	18/59	31	41/70	59	45	186	231	126	65	23	7	101	95	407
USA	6	For	190/384	49	175/330	53	15/54	28	42/67	63	40	195	235	156	32	27	7	76	82	437
		Agn.	135/358	38	122/300	41	13/58	22	35/67	52	40	158	199	108	58	17	3	82	76	318
<b>Totals</b>	<b>24</b>		<b>1353/2961</b>	<b>46</b>	<b>1244/2520</b>	<b>49</b>	<b>109/441</b>	<b>25</b>	<b>353/584</b>	<b>60</b>	<b>317</b>	<b>1366</b>	<b>1684</b>	<b>1083</b>	<b>456</b>	<b>211</b>	<b>42</b>	<b>739</b>	<b>733</b>	<b>3168</b>

Team	GP		Field Goals		2 Points		3 Points		Free Throws		Rebounds			AS	TO	ST	BS	PF	FD	PPG
			M/A	%	M/A	%	M/A	%	M/A	%	OR	DR	TOT							
AUS	6	For	28.0/59.8	47	23.7/44.8	53	4.3/15.0	29	7.7/15.2	51	7.7	25.5	33.2	21.8	11.8	5.5	1.2	17.7	17.7	68.0
		Agn.	32.3/61.8	52	30.3/56.2	54	2.0/5.7	35	7.2/12.0	60	6.3	27.5	33.8	27.0	10.3	5.0	0.8	18.0	17.5	73.8
CAN	6	For	27.7/61.5	45	24.8/50.2	50	2.8/11.3	25	7.3/9.7	76	6.3	27.2	33.5	18.5	9.2	3.5	0.8	16.8	12.7	65.5
		Agn.	29.3/62.3	47	27.0/53.5	50	2.3/8.8	26	10.7/16.2	66	7.7	28.0	35.7	21.7	7.2	4.2	0.3	12.7	16.8	71.7
ESP	6	For	27.3/59.0	46	25.3/52.8	48	2.0/6.2	32	7.8/12.0	65	5.8	30.2	36.0	21.0	13.2	4.5	0.8	18.0	16.5	64.5
		Agn.	25.7/61.0	42	23.5/50.7	46	2.2/10.3	21	8.3/14.2	59	7.0	26.5	33.5	21.5	10.5	6.8	1.0	16.7	17.5	61.8
FRA	6	For	25.2/61.8	41	23.5/53.0	44	1.7/8.8	19	6.2/12.3	50	6.5	25.5	32.0	21.2	10.8	3.2	1.0	14.5	15.0	58.2
		Agn.	34.2/64.8	53	32.2/57.8	56	2.0/7.0	29	7.3/13.0	56	6.7	32.2	38.8	29.8	8.5	5.0	1.2	15.2	14.5	77.7
GBR	6	For	34.5/63.8	54	32.5/57.0	57	2.0/6.8	29	7.8/10.2	77	5.8	30.0	35.8	29.3	8.0	6.3	0.7	13.5	14.5	78.8
		Agn.	24.2/59.3	41	21.7/48.0	45	2.5/11.3	22	6.3/9.8	64	6.0	24.2	30.2	20.5	12.0	3.7	1.2	14.5	13.3	57.2
GER	6	For	24.0/60.5	40	22.0/49.5	44	2.0/11.0	18	9.0/13.5	67	6.2	31.2	37.3	20.2	8.3	3.0	0.2	14.0	15.7	59.0
		Agn.	28.3/63.5	45	26.3/52.7	50	2.0/10.8	18	6.3/9.3	68	5.0	32.0	37.0	21.0	7.0	3.8	0.8	15.7	14.0	65.0
NED	6	For	27.2/63.0	43	26.3/57.7	46	0.8/5.3	16	6.0/13.3	45	7.8	25.7	33.7	22.5	9.3	4.7	1.2	16.0	16.5	61.2
		Agn.	29.0/61.0	48	26.0/51.2	51	3.0/9.8	31	6.8/11.7	59	7.5	31.0	38.5	21.0	10.8	3.8	1.2	16.8	15.8	67.8
USA	6	For	31.7/64.0	49	29.2/55.0	53	2.5/9.0	28	7.0/11.2	63	6.7	32.5	39.2	26.0	5.3	4.5	1.2	12.7	13.7	72.8
		Agn.	22.5/59.7	38	20.3/50.0	41	2.2/9.7	22	5.8/11.2	52	6.7	26.3	33.2	18.0	9.7	2.8	0.5	13.7	12.7	53.0
<b>Totals</b>	<b>24</b>		<b>56.4/123.4</b>	<b>46</b>	<b>51.8/105.0</b>	<b>49</b>	<b>4.5/18.4</b>	<b>25</b>	<b>14.7/24.3</b>	<b>60</b>	<b>13.2</b>	<b>56.9</b>	<b>70.2</b>	<b>45.1</b>	<b>19.0</b>	<b>8.8</b>	<b>1.8</b>	<b>30.8</b>	<b>30.5</b>	<b>132.0</b>

<b>Legend:</b>	% Shooting Percentage	<b>Agn.</b> Against	<b>AS</b> Assists	<b>Avg.</b> Average	<b>BS</b> Blocked Shots
<b>DR</b> Defensive Rebounds	<b>FD</b> Fouls Drawn	<b>GP</b> Games Played	<b>M/A</b> Made/Attempts	<b>OR</b> Offensive Rebounds	<b>TO</b> Turnovers
<b>PF</b> Fouls	<b>PPG</b> Points per Game	<b>PTS</b> Points	<b>ST</b> Steals		
<b>TOT</b> Total Rebounds					



## Team Statistics

Statistiques

As of SAT 7 SEP 2024 at 23:11

### TOTAL FIELD GOALS %

Rk	Team	GP	M/A	%
1	GBR	6	207 / 383	54.0
2	USA	6	190 / 384	49.5
3	AUS	6	168 / 359	46.8
4	ESP	6	164 / 354	46.3
5	CAN	6	166 / 369	45.0
6	NED	6	163 / 378	43.1
7	FRA	6	151 / 371	40.7
8	GER	6	144 / 363	39.7

### 2 POINT FIELD GOALS %

Rk	Team	GP	M/A	%
1	GBR	6	195 / 342	57.0
2	USA	6	175 / 330	53.0
3	AUS	6	142 / 269	52.8
4	CAN	6	149 / 301	49.5
5	ESP	6	152 / 317	47.9
6	NED	6	158 / 346	45.7
7	GER	6	132 / 297	44.4
8	FRA	6	141 / 318	44.3

### 3 POINT FIELD GOALS %

Rk	Team	GP	M/A	%
1	ESP	6	12 / 37	32.4
2	GBR	6	12 / 41	29.3
3	AUS	6	26 / 90	28.9
4	USA	6	15 / 54	27.8
5	CAN	6	17 / 68	25.0
6	FRA	6	10 / 53	18.9
7	GER	6	12 / 66	18.2
8	NED	6	5 / 32	15.6

### FREE THROWS %

Rk	Team	GP	M/A	%
1	GBR	6	47 / 61	77.0
2	CAN	6	44 / 58	75.9
3	GER	6	54 / 81	66.7
4	ESP	6	47 / 72	65.3
5	USA	6	42 / 67	62.7
6	AUS	6	46 / 91	50.5
7	FRA	6	37 / 74	50.0
8	NED	6	36 / 80	45.0

### POINTS FOR

Rk	Team	GP	Total	Avg.
1	GBR	6	473	78.8
2	USA	6	437	72.8
3	AUS	6	408	68.0
4	CAN	6	393	65.5
5	ESP	6	387	64.5
6	NED	6	367	61.2
7	GER	6	354	59.0
8	FRA	6	349	58.2

### POINTS AGAINST

Rk	Team	GP	Total	Avg.
1	USA	6	318	53.0
2	GBR	6	343	57.2
3	ESP	6	371	61.8
4	GER	6	390	65.0
5	NED	6	407	67.8
6	CAN	6	430	71.7
7	AUS	6	443	73.8
8	FRA	6	466	77.7

### REBOUNDS

Rk	Team	GP	Off.	Def.	Total	Avg.
1	USA	6	40	195	235	39.2
2	GER	6	37	187	224	37.3
3	ESP	6	35	181	216	36.0
4	GBR	6	35	180	215	35.8
5	NED	6	47	154	202	33.7
6	CAN	6	38	163	201	33.5
7	AUS	6	46	153	199	33.2
8	FRA	6	39	153	192	32.0

### ASSISTS

Rk	Team	GP	Total	Avg.
1	GBR	6	176	29.3
2	USA	6	156	26.0
3	NED	6	135	22.5
4	AUS	6	131	21.8
5	FRA	6	127	21.2
6	ESP	6	126	21.0
7	GER	6	121	20.2
8	CAN	6	111	18.5

### FOULS

Rk	Team	GP	Total	Avg.
1	ESP	6	108	18.0
2	AUS	6	106	17.7
3	CAN	6	101	16.8
4	NED	6	96	16.0
5	FRA	6	87	14.5
6	GER	6	84	14.0
7	GBR	6	81	13.5
8	USA	6	76	12.7

### TURNOVERS

Rk	Team	GP	Total	Avg.
1	ESP	6	79	13.2
2	AUS	6	71	11.8
3	FRA	6	65	10.8
4	NED	6	56	9.3
5	CAN	6	55	9.2
6	GER	6	50	8.3
7	GBR	6	48	8.0
8	USA	6	32	5.3

### STEALS

Rk	Team	GP	Total	Avg.
1	GBR	6	38	6.3
2	AUS	6	33	5.5
3	NED	6	28	4.7
4	ESP	6	27	4.5
4	USA	6	27	4.5
6	CAN	6	21	3.5
7	FRA	6	19	3.2
8	GER	6	18	3.0

### BLOCKED SHOTS

Rk	Team	GP	Total	Avg.
1	AUS	6	7	1.2
1	NED	6	7	1.2
1	USA	6	7	1.2
4	FRA	6	6	1.0
5	CAN	6	5	0.8
5	ESP	6	5	0.8
7	GBR	6	4	0.7
8	GER	6	1	0.2

### TOTAL FIELD GOALS MADE

Rk	Team	GP	Total	Avg.
1	GBR	6	207	34.5
2	USA	6	190	31.7
3	AUS	6	168	28.0
4	CAN	6	166	27.7
5	ESP	6	164	27.3
6	NED	6	163	27.2
7	FRA	6	151	25.2
8	GER	6	144	24.0

### 2 POINT FIELD GOALS MADE

Rk	Team	GP	Total	Avg.
1	GBR	6	195	32.5
2	USA	6	175	29.2
3	NED	6	158	26.3
4	ESP	6	152	25.3
5	CAN	6	149	24.8
6	AUS	6	142	23.7
7	FRA	6	141	23.5
8	GER	6	132	22.0

### 3 POINT FIELD GOALS MADE

Rk	Team	GP	Total	Avg.
1	AUS	6	26	4.3
2	CAN	6	17	2.8
3	USA	6	15	2.5
4	ESP	6	12	2.0
4	GBR	6	12	2.0
4	GER	6	12	2.0
7	FRA	6	10	1.7
8	NED	6	5	0.8



## Team Statistics

Statistiques

As of SAT 7 SEP 2024 at 23:11

### FREE THROWS MADE

Rk	Team	GP	Total	Avg.
1	GER	6	54	9.0
2	ESP	6	47	7.8
2	GBR	6	47	7.8
4	AUS	6	46	7.7
5	CAN	6	44	7.3
6	USA	6	42	7.0
7	FRA	6	37	6.2
8	NED	6	36	6.0

### TOTAL FIELD GOAL ATTEMPTS

Rk	Team	GP	Total	Avg.
1	USA	6	384	64.0
2	GBR	6	383	63.8
3	NED	6	378	63.0
4	FRA	6	371	61.8
5	CAN	6	369	61.5
6	GER	6	363	60.5
7	AUS	6	359	59.8
8	ESP	6	354	59.0

### 2 POINT FIELD GOAL ATTEMPTS

Rk	Team	GP	Total	Avg.
1	NED	6	346	57.7
2	GBR	6	342	57.0
3	USA	6	330	55.0
4	FRA	6	318	53.0
5	ESP	6	317	52.8
6	CAN	6	301	50.2
7	GER	6	297	49.5
8	AUS	6	269	44.8

### 3 POINT FIELD GOAL ATTEMPTS

Rk	Team	GP	Total	Avg.
1	AUS	6	90	15.0
2	CAN	6	68	11.3
3	GER	6	66	11.0
4	USA	6	54	9.0
5	FRA	6	53	8.8
6	GBR	6	41	6.8
7	ESP	6	37	6.2
8	NED	6	32	5.3

### FREE THROW ATTEMPTS

Rk	Team	GP	Total	Avg.
1	AUS	6	91	15.2
2	GER	6	81	13.5
3	NED	6	80	13.3
4	FRA	6	74	12.3
5	ESP	6	72	12.0
6	USA	6	67	11.2
7	GBR	6	61	10.2
8	CAN	6	58	9.7

### OFFENSIVE REBOUNDS

Rk	Team	GP	Total	Avg.
1	NED	6	47	7.8
2	AUS	6	46	7.7
3	USA	6	40	6.7
4	FRA	6	39	6.5
5	CAN	6	38	6.3
6	GER	6	37	6.2
7	ESP	6	35	5.8
7	GBR	6	35	5.8

### DEFENSIVE REBOUNDS

Rk	Team	GP	Total	Avg.
1	USA	6	195	32.5
2	GER	6	187	31.2
3	ESP	6	181	30.2
4	GBR	6	180	30.0
5	CAN	6	163	27.2
6	NED	6	154	25.7
7	AUS	6	153	25.5
7	FRA	6	153	25.5

### ALLOWED FIELD GOALS

Rk	Team	GP	Total	Avg.
1	USA	6	135	22.5
2	GBR	6	145	24.2
3	ESP	6	154	25.7
4	GER	6	170	28.3
5	NED	6	174	29.0
6	CAN	6	176	29.3
7	AUS	6	194	32.3
8	FRA	6	205	34.2

### ALLOWED 2 POINT FIELD GOALS

Rk	Team	GP	Total	Avg.
1	USA	6	122	20.3
2	GBR	6	130	21.7
3	ESP	6	141	23.5
4	NED	6	156	26.0
5	GER	6	158	26.3
6	CAN	6	162	27.0
7	AUS	6	182	30.3
8	FRA	6	193	32.2

### ALLOWED 3 POINT FIELD GOALS

Rk	Team	GP	Total	Avg.
1	AUS	6	12	2.0
1	FRA	6	12	2.0
1	GER	6	12	2.0
4	ESP	6	13	2.2
4	USA	6	13	2.2
6	CAN	6	14	2.3
7	GBR	6	15	2.5
8	NED	6	18	3.0

### ALLOWED FREE THROWS

Rk	Team	GP	Total	Avg.
1	USA	6	35	5.8
2	GBR	6	38	6.3
2	GER	6	38	6.3
4	NED	6	41	6.8
5	AUS	6	43	7.2
6	FRA	6	44	7.3
7	ESP	6	50	8.3
8	CAN	6	64	10.7

### ALLOWED FIELD GOAL ATTEMPTS

Rk	Team	GP	Total	Avg.
1	GBR	6	356	59.3
2	USA	6	358	59.7
3	ESP	6	366	61.0
3	NED	6	366	61.0
5	AUS	6	371	61.8
6	CAN	6	374	62.3
7	GER	6	381	63.5
8	FRA	6	389	64.8

### ALLOWED 2 POINT FIELD GOAL ATTEMPTS

Rk	Team	GP	Total	Avg.
1	GBR	6	288	48.0
2	USA	6	300	50.0
3	ESP	6	304	50.7
4	NED	6	307	51.2
5	GER	6	316	52.7
6	CAN	6	321	53.5
7	AUS	6	337	56.2
8	FRA	6	347	57.8

### ALLOWED 3 POINT FIELD GOAL ATTEMPTS

Rk	Team	GP	Total	Avg.
1	AUS	6	34	5.7
2	FRA	6	42	7.0
3	CAN	6	53	8.8
4	USA	6	58	9.7
5	NED	6	59	9.8
6	ESP	6	62	10.3
7	GER	6	65	10.8
8	GBR	6	68	11.3

### ALLOWED FREE THROW ATTEMPTS

Rk	Team	GP	Total	Avg.
1	GER	6	56	9.3
2	GBR	6	59	9.8
3	USA	6	67	11.2
4	NED	6	70	11.7
5	AUS	6	72	12.0
6	FRA	6	78	13.0
7	ESP	6	85	14.2
8	CAN	6	97	16.2



## Team Statistics

Statistiques

As of SAT 7 SEP 2024 at 23:11

### OPPONENT TOTAL FIELD GOALS %

Rk	Team	GP	M/A	%
1	USA	6	135 / 358	37.7
2	GBR	6	145 / 356	40.7
3	ESP	6	154 / 366	42.1
4	GER	6	170 / 381	44.6
5	CAN	6	176 / 374	47.1
6	NED	6	174 / 366	47.5
7	AUS	6	194 / 371	52.3
8	FRA	6	205 / 389	52.7

### OPPONENT 2 POINT FIELD GOALS %

Rk	Team	GP	M/A	%
1	USA	6	122 / 300	40.7
2	GBR	6	130 / 288	45.1
3	ESP	6	141 / 304	46.4
4	GER	6	158 / 316	50.0
5	CAN	6	162 / 321	50.5
6	NED	6	156 / 307	50.8
7	AUS	6	182 / 337	54.0
8	FRA	6	193 / 347	55.6

### OPPONENT 3 POINT FIELD GOALS %

Rk	Team	GP	M/A	%
1	GER	6	12 / 65	18.5
2	ESP	6	13 / 62	21.0
3	GBR	6	15 / 68	22.1
4	USA	6	13 / 58	22.4
5	CAN	6	14 / 53	26.4
6	FRA	6	12 / 42	28.6
7	NED	6	18 / 59	30.5
8	AUS	6	12 / 34	35.3

### OPPONENT FREE THROWS %

Rk	Team	GP	M/A	%
1	USA	6	35 / 67	52.2
2	FRA	6	44 / 78	56.4
3	NED	6	41 / 70	58.6
4	ESP	6	50 / 85	58.8
5	AUS	6	43 / 72	59.7
6	GBR	6	38 / 59	64.4
7	CAN	6	64 / 97	66.0
8	GER	6	38 / 56	67.9

### BENCH POINTS

Rk	Team	GP	Total	Avg.
1	AUS	6	154	25.7
2	FRA	6	128	21.3
3	ESP	6	127	21.2
4	GER	6	119	19.8
5	GBR	6	118	19.7
6	CAN	6	115	19.2
7	NED	6	77	12.8
8	USA	6	66	11.0

### FAST BREAK POINTS

Rk	Team	GP	Total	Avg.
1	USA	6	37	6.2
2	GBR	6	35	5.8
3	AUS	6	31	5.2
3	CAN	6	31	5.2
5	ESP	6	30	5.0
6	FRA	6	26	4.3
7	NED	6	22	3.7
8	GER	6	19	3.2

### POINTS FROM TURNOVERS

Rk	Team	GP	Total	Avg.
1	GBR	6	86	14.3
2	USA	6	64	10.7
3	ESP	6	59	9.8
4	AUS	6	58	9.7
5	NED	6	48	8.0
6	CAN	6	45	7.5
7	FRA	6	42	7.0
8	GER	6	40	6.7

#### Legend:

% Shooting Percentage  
M / A Made / Attempts

Avg. Average per Game  
Off. Offensive Rebounds

Def. Defensive Rebounds  
Rk Rank

GP Games Played





## Individual Statistics

Statistiques - individuelles

As of SAT 7 SEP 2024 at 23:11

### POINTS (by average)

Rk	No.	Name	Team	GP	Total	Avg.
1	2	WILLIAMS Jake	USA	6	132	22.0
2	12	ANDERSON Patrick	CAN	6	126	21.0
3	12	WARBURTON Gregg	GBR	6	124	20.7
4	2	OP den ORTH Mendel	NED	6	122	20.3
5	13	BOEHME Thomas	GER	6	114	19.0
6	5	LATHAM Bill	AUS	6	106	17.7
7	24	ORTEGA Ignacio	ESP	6	104	17.3
8	64	JOUANSERRE Nicolas	FRA	6	102	17.0
8	14	MANNING Lee	GBR	6	102	17.0
10	8	BELL Brian	USA	6	95	15.8

### POINTS (by total)

Rk	No.	Name	Team	GP	Avg.	Total
1	2	WILLIAMS Jake	USA	6	22.0	132
2	12	ANDERSON Patrick	CAN	6	21.0	126
3	12	WARBURTON Gregg	GBR	6	20.7	124
4	2	OP den ORTH Mendel	NED	6	20.3	122
5	13	BOEHME Thomas	GER	6	19.0	114
6	5	LATHAM Bill	AUS	6	17.7	106
7	24	ORTEGA Ignacio	ESP	6	17.3	104
8	64	JOUANSERRE Nicolas	FRA	6	17.0	102
8	14	MANNING Lee	GBR	6	17.0	102
10	8	BELL Brian	USA	6	15.8	95

### REBOUNDS

Rk	No.	Name	Team	GP	Total	Off.	Def.	Avg.
1	14	MANNING Lee	GBR	6	74	15	59	12.3
2	8	BELL Brian	USA	6	59	13	46	9.8
3	12	ANDERSON Patrick	CAN	6	58	10	48	9.7
4	2	OP den ORTH Mendel	NED	6	53	5	48	8.8
5	9	ZARZUELA Alejandro	ESP	6	52	8	44	8.7
6	11	SERIO Steve	USA	6	49	6	43	8.2
7	1	POGGENWISCH Robin	NED	6	47	11	36	7.8
8	6	GUNTNER Matthias	GER	6	46	10	36	7.7
8	5	LATHAM Bill	AUS	6	46	11	35	7.7

2 players tied for 10<sup>th</sup> place with

7.2

### ASSISTS

Rk	No.	Name	Team	GP	Total	Avg.
1	94	PRATT Philip James	GBR	6	89	14.8
2	1	POGGENWISCH Robin	NED	6	66	11.0
3	11	SERIO Steve	USA	6	53	8.8
4	2	WILLIAMS Jake	USA	6	45	7.5
5	9	MEHIAOUI Soufyane	FRA	6	44	7.3
6	13	BOEHME Thomas	GER	6	40	6.7
6	24	ORTEGA Ignacio	ESP	6	40	6.7
6	12	WARBURTON Gregg	GBR	6	40	6.7
9	12	ANDERSON Patrick	CAN	6	32	5.3
10	2	OP den ORTH Mendel	NED	6	31	5.2

### FOULS DRAWN

Rk	No.	Name	Team	GP	Total	Avg.
1	2	OP den ORTH Mendel	NED	6	32	5.3
2	13	BOEHME Thomas	GER	6	31	5.2
3	9	ZARZUELA Alejandro	ESP	6	25	4.2
4	12	ANDERSON Patrick	CAN	6	24	4.0
4	3	BROWN Jaylen	AUS	6	24	4.0
6	5	LATHAM Bill	AUS	6	22	3.7
6	24	ORTEGA Ignacio	ESP	6	22	3.7

4 players tied for 8<sup>th</sup> place with

3.3

### BLOCKED SHOTS

Rk	No.	Name	Team	GP	Total	Avg.
1	11	BELLERS Mattijs	NED	6	3	0.5
1	22	LORENZO Manuel E.	ESP	6	3	0.5
1	14	MANNING Lee	GBR	6	3	0.5
1	9	MEHIAOUI Soufyane	FRA	6	3	0.5
5	15	DE'AETH Reed	CAN	4	2	0.5
6	4	BAYLE Remi	FRA	6	2	0.3
6	8	BELL Brian	USA	6	2	0.3
6	16	JENIFER Trevon	USA	6	2	0.3
6	5	LATHAM Bill	AUS	6	2	0.3
6	7	NORRIS Shaun	AUS	6	2	0.3

### STEALS

Rk	No.	Name	Team	GP	Total	Avg.
1	2	WILLIAMS Jake	USA	6	12	2.0
2	24	ORTEGA Ignacio	ESP	6	8	1.3
2	94	PRATT Philip James	GBR	6	8	1.3
2	12	WARBURTON Gregg	GBR	6	8	1.3
2	9	ZARZUELA Alejandro	ESP	6	8	1.3
6	3	BROWN Jaylen	AUS	6	7	1.2
6	11	O'NEILL-THORNE Tom	AUS	6	7	1.2

4 players tied for 8<sup>th</sup> place with

1.0

### TURNOVERS

Rk	No.	Name	Team	GP	Total	Avg.
1	24	ORTEGA Ignacio	ESP	6	22	3.7
2	94	PRATT Philip James	GBR	6	14	2.3
2	2	WILLIAMS Jake	USA	6	14	2.3
4	1	POGGENWISCH Robin	NED	6	13	2.2
5	64	JOUANSERRE Nicolas	FRA	6	12	2.0
6	4	LEARD Eithen	AUS	6	11	1.8
6	5	OSTEPCHUK Garrett	CAN	6	11	1.8

4 players tied for 8<sup>th</sup> place with

1.7



## Individual Statistics

Statistiques - individuelles

As of SAT 7 SEP 2024 at 23:11

### TOTAL FIELD GOALS % (8 attempts/game minimum)

Rk	No.	Name	Team	GP	M/A	%
1	14	MANNING Lee	GBR	6	45/60	75.0
2	8	BELL Brian	USA	6	43/67	64.2
3	1	POGGENWISCH Robin	NED	6	28/49	57.1
4	5	LATHAM Bill	AUS	6	48/90	53.3
5	9	KNOWLES Tristan	AUS	6	25/48	52.1
6	12	ANDERSON Patrick	CAN	6	52/100	52.0
7	12	WARBURTON Gregg	GBR	6	57/113	50.4
8	2	WILLIAMS Jake	USA	6	58/116	50.0
9	2	OP den ORTH Mendel	NED	6	53/108	49.1
10	64	JOUANSSERRE Nicolas	FRA	6	45/93	48.4

### TOTAL FIELD GOALS MADE

Rk	No.	Name	Team	GP	Total	Avg.
1	2	WILLIAMS Jake	USA	6	58	9.7
2	12	WARBURTON Gregg	GBR	6	57	9.5
3	2	OP den ORTH Mendel	NED	6	53	8.8
4	12	ANDERSON Patrick	CAN	6	52	8.7
5	5	LATHAM Bill	AUS	6	48	8.0
6	64	JOUANSSERRE Nicolas	FRA	6	45	7.5
6	14	MANNING Lee	GBR	6	45	7.5
8	8	BELL Brian	USA	6	43	7.2
9	13	BOEHME Thomas	GER	6	42	7.0
10	24	ORTEGA Ignacio	ESP	6	41	6.8

### 2 POINT FIELD GOALS % (6 attempts/game minimum)

Rk	No.	Name	Team	GP	M/A	%
1	14	MANNING Lee	GBR	6	45/59	76.3
2	33	FOX Ben	GBR	6	26/37	70.3
3	9	ZARZUELA Alejandro	ESP	6	32/47	68.1
4	1	POGGENWISCH Robin	NED	6	27/40	67.5
5	8	BELL Brian	USA	6	43/66	65.2
6	2	WILLIAMS Jake	USA	6	47/82	57.3
7	9	HIGGINS Colin	CAN	6	27/48	56.3
8	12	ANDERSON Patrick	CAN	6	47/86	54.7
9	5	LATHAM Bill	AUS	6	48/90	53.3
10	5	DREIMULLER Nico	GER	6	25/47	53.2

### 2 POINT FIELD GOALS MADE

Rk	No.	Name	Team	GP	Total	Avg.
1	12	WARBURTON Gregg	GBR	6	54	9.0
2	2	OP den ORTH Mendel	NED	6	53	8.8
3	5	LATHAM Bill	AUS	6	48	8.0
4	12	ANDERSON Patrick	CAN	6	47	7.8
4	2	WILLIAMS Jake	USA	6	47	7.8
6	14	MANNING Lee	GBR	6	45	7.5
7	8	BELL Brian	USA	6	43	7.2
8	64	JOUANSSERRE Nicolas	FRA	6	40	6.7
9	13	BOEHME Thomas	GER	6	34	5.7

2 players tied for 10<sup>th</sup> place with

5.5

### 3 POINT FIELD GOALS % (2 attempts/game minimum)

Rk	No.	Name	Team	GP	M/A	%
1	9	KNOWLES Tristan	AUS	6	8/19	42.1
1	24	ORTEGA Ignacio	ESP	6	8/19	42.1
3	12	ANDERSON Patrick	CAN	6	5/14	35.7
4	64	JOUANSSERRE Nicolas	FRA	6	5/15	33.3
5	94	PRATT Philip James	GBR	6	4/12	33.3
6	2	WILLIAMS Jake	USA	6	11/34	32.4
7	11	O'NEILL-THORNE Tom	AUS	6	9/31	29.0
8	13	BOEHME Thomas	GER	6	8/30	26.7
9	15	DE'AETH Reed	CAN	4	2/8	25.0
10	9	HIGGINS Colin	CAN	6	7/29	24.1

### 3 POINT FIELD GOALS MADE

Rk	No.	Name	Team	GP	Total	Avg.
1	2	WILLIAMS Jake	USA	6	11	1.8
2	11	O'NEILL-THORNE Tom	AUS	6	9	1.5
3	13	BOEHME Thomas	GER	6	8	1.3
3	9	KNOWLES Tristan	AUS	6	8	1.3
3	24	ORTEGA Ignacio	ESP	6	8	1.3
6	9	HIGGINS Colin	CAN	6	7	1.2
7	12	ANDERSON Patrick	CAN	6	5	0.8
7	64	JOUANSSERRE Nicolas	FRA	6	5	0.8
9	7	BYWATER Terry	GBR	6	4	0.7
9	94	PRATT Philip James	GBR	6	4	0.7

### FREE THROWS % (3 attempts/game minimum)

Rk	No.	Name	Team	GP	M/A	%
1	12	ANDERSON Patrick	CAN	6	17/18	94.4
2	13	BOEHME Thomas	GER	6	22/28	78.6
3	9	ZARZUELA Alejandro	ESP	6	14/18	77.8
4	9	HIGGINS Colin	CAN	6	15/20	75.0
5	14	MANNING Lee	GBR	6	12/18	66.7
6	2	OP den ORTH Mendel	NED	6	16/27	59.3
7	11	BELLERS Mattijs	NED	6	15/27	55.6
8	3	BROWN Jaylen	AUS	6	11/24	45.8

### FREE THROWS MADE

Rk	No.	Name	Team	GP	Total	Avg.
1	13	BOEHME Thomas	GER	6	22	3.7
2	12	ANDERSON Patrick	CAN	6	17	2.8
3	2	OP den ORTH Mendel	NED	6	16	2.7
4	11	BELLERS Mattijs	NED	6	15	2.5
4	9	HIGGINS Colin	CAN	6	15	2.5
6	24	ORTEGA Ignacio	ESP	6	14	2.3
6	9	ZARZUELA Alejandro	ESP	6	14	2.3
8	14	MANNING Lee	GBR	6	12	2.0
8	9	MEHIAOUI Soufyane	FRA	6	12	2.0

2 players tied for 10<sup>th</sup> place with

1.8



## Individual Statistics

Statistiques - individuelles

As of SAT 7 SEP 2024 at 23:11

### TOTAL FIELD GOAL ATTEMPTS

Rk	No.	Name	Team	GP	Total	Avg.
1	2	WILLIAMS Jake	USA	6	116	19.3
2	12	WARBURTON Gregg	GBR	6	113	18.8
3	2	OP den ORTH Mendel	NED	6	108	18.0
4	12	ANDERSON Patrick	CAN	6	100	16.7
5	13	BOEHME Thomas	GER	6	98	16.3
6	64	JOUANSERRE Nicolas	FRA	6	93	15.5
7	24	ORTEGA Ignacio	ESP	6	92	15.3
8	5	LATHAM Bill	AUS	6	90	15.0
9	6	GUNTNER Matthias	GER	6	79	13.2
10	11	BELLERS Mattijs	NED	6	78	13.0

### 2 POINT FIELD GOAL ATTEMPTS

Rk	No.	Name	Team	GP	Total	Avg.
1	2	OP den ORTH Mendel	NED	6	106	17.7
2	12	WARBURTON Gregg	GBR	6	104	17.3
3	5	LATHAM Bill	AUS	6	90	15.0
4	12	ANDERSON Patrick	CAN	6	86	14.3
5	2	WILLIAMS Jake	USA	6	82	13.7
6	64	JOUANSERRE Nicolas	FRA	6	78	13.0
7	24	ORTEGA Ignacio	ESP	6	73	12.2
8	11	BELLERS Mattijs	NED	6	72	12.0
8	6	GUNTNER Matthias	GER	6	72	12.0
10	13	BOEHME Thomas	GER	6	68	11.3

### 3 POINT FIELD GOAL ATTEMPTS

Rk	No.	Name	Team	GP	Total	Avg.
1	2	WILLIAMS Jake	USA	6	34	5.7
2	11	O'NEILL-THORNE Tom	AUS	6	31	5.2
3	13	BOEHME Thomas	GER	6	30	5.0
4	9	HIGGINS Colin	CAN	6	29	4.8
5	9	KNOWLES Tristan	AUS	6	19	3.2
5	24	ORTEGA Ignacio	ESP	6	19	3.2
7	4	GONCIN Nikola	CAN	6	16	2.7
7	4	LEARD Eithen	AUS	6	16	2.7
9	64	JOUANSERRE Nicolas	FRA	6	15	2.5
9	5	RAMONET Alexis	FRA	6	15	2.5

### FREE THROW ATTEMPTS

Rk	No.	Name	Team	GP	Total	Avg.
1	13	BOEHME Thomas	GER	6	28	4.7
2	11	BELLERS Mattijs	NED	6	27	4.5
2	2	OP den ORTH Mendel	NED	6	27	4.5
4	3	BROWN Jaylen	AUS	6	24	4.0
5	9	HIGGINS Colin	CAN	6	20	3.3
6	12	ANDERSON Patrick	CAN	6	18	3.0
6	14	MANNING Lee	GBR	6	18	3.0
6	9	ZARZUELA Alejandro	ESP	6	18	3.0
9	9	MEHIAOUI Soufyane	FRA	6	17	2.8
9	11	SERIO Steve	USA	6	17	2.8

### PERSONAL FOULS

Rk	No.	Name	Team	GP	Total	Avg.
1	2	OP den ORTH Mendel	NED	6	21	3.5
2	9	MEHIAOUI Soufyane	FRA	6	20	3.3
3	4	GONCIN Nikola	CAN	6	19	3.2
3	22	LORENZO Manuel E.	ESP	6	19	3.2
5	0	de JONG Frank	NED	6	18	3.0
5	24	ORTEGA Ignacio	ESP	6	18	3.0
7	33	FOX Ben	GBR	6	16	2.7
7	5	OSTEPCHUK Garrett	CAN	6	16	2.7

3 players tied for 9<sup>th</sup> place with

2.5

### TIME PLAYED

Rk	No.	Name	Team	GP	Total	Avg.
1	0	de JONG Frank	NED	6	3:52:22	38:43
2	1	POGGENWISCH Robin	NED	6	3:40:37	36:46
3	9	ZARZUELA Alejandro	ESP	6	3:38:35	36:25
4	12	WARBURTON Gregg	GBR	6	3:36:54	36:09
5	16	JENIFER Trevon	USA	6	3:33:34	35:35
6	94	PRATT Philip James	GBR	6	3:30:15	35:02
7	8	BELL Brian	USA	6	3:15:13	32:32
8	5	DREIMULLER Nico	GER	6	3:15:04	32:30
9	13	BOEHME Thomas	GER	6	3:14:21	32:23
10	2	WILLIAMS Jake	USA	6	3:12:03	32:00

### DOUBLE DOUBLES

Rk	No.	Name	Team	GP	Total	Avg.
1	8	BELL Brian	USA	6	4	0.7
1	14	MANNING Lee	GBR	6	4	0.7
1	94	PRATT Philip James	GBR	6	4	0.7
4	12	ANDERSON Patrick	CAN	6	3	0.5
4	6	GUNTNER Matthias	GER	6	3	0.5
4	1	POGGENWISCH Robin	NED	6	3	0.5
7	9	MEHIAOUI Soufyane	FRA	6	2	0.3
7	2	OP den ORTH Mendel	NED	6	2	0.3
7	11	SERIO Steve	USA	6	2	0.3
7	2	WILLIAMS Jake	USA	6	2	0.3

### OFFENSIVE REBOUNDS

Rk	No.	Name	Team	GP	Total	Avg.
1	14	MANNING Lee	GBR	6	15	2.5
2	8	BELL Brian	USA	6	13	2.2
3	11	BELLERS Mattijs	NED	6	11	1.8
3	26	DURAN Jerome	FRA	6	11	1.8
3	5	LATHAM Bill	AUS	6	11	1.8
3	1	POGGENWISCH Robin	NED	6	11	1.8
7	12	ANDERSON Patrick	CAN	6	10	1.7
7	6	GUNTNER Matthias	GER	6	10	1.7
7	22	LORENZO Manuel E.	ESP	6	10	1.7

3 players tied for 10<sup>th</sup> place with

1.3



## Individual Statistics

Statistiques - individuelles

As of SAT 7 SEP 2024 at 23:11

### DEFENSIVE REBOUNDS

Rk	No.	Name	Team	GP	Total	Avg.
1	14	MANNING Lee	GBR	6	59	9.8
2	12	ANDERSON Patrick	CAN	6	48	8.0
2	2	OP den ORTH Mendel	NED	6	48	8.0
4	8	BELL Brian	USA	6	46	7.7
5	9	ZARZUELA Alejandro	ESP	6	44	7.3
6	11	SERIO Steve	USA	6	43	7.2
7	13	BOEHME Thomas	GER	6	38	6.3
8	25	CARLIER Christophe	FRA	6	37	6.2
8	14	HALOUSKI Aliaksandr	GER	6	37	6.2

2 players tied for 10<sup>th</sup> place with

6.0

### PLUS-MINUS

Rk	No.	Name	Team	GP	Total	Avg.
1	16	JENIFER Trevon	USA	6	125	20.8
2	8	BELL Brian	USA	6	124	20.7
3	12	WARBURTON Gregg	GBR	6	115	19.2
4	94	PRATT Philip James	GBR	6	109	18.2
5	2	WILLIAMS Jake	USA	6	107	17.8
6	16	PALMER Jim	GBR	6	102	17.0
7	14	MANNING Lee	GBR	6	98	16.3
8	33	BOIE John	USA	6	88	14.7
9	11	SERIO Steve	USA	6	75	12.5
10	33	FOX Ben	GBR	6	70	11.7

**Note:**

All players must have featured in at least 50% of competition days played.

**Legend:**

%	Shooting Percentage	<b>Avg.</b>	Average per Game	<b>Def.</b>	Defensive Rebounds	<b>GP</b>	Games Played
<b>M / A</b>	Made / Attempts	<b>No.</b>	Uniform Number	<b>Off.</b>	Offensive Rebounds	<b>Rk</b>	Rank



## Attendance Summary

Rapport d'affluence

As of SUN 8 SEP 2024

Date	Time	Gender	Teams	Results	Phase	Game No.	Venue	Attendance	% Capacity
THU 29 AUG	10:30	Men	GBR vs GER	76 - 55	Preliminary Round Group A	1	Bercy Arena	12,799	98%
	12:45	Women	ESP vs GBR	34 - 69	Preliminary Round Group A	2	Bercy Arena	12,799	98%
	16:00	Men	USA vs ESP	66 - 56	Preliminary Round Group B	3	Bercy Arena	12,682	97%
	18:15	Women	CAN vs CHN	65 - 70	Preliminary Round Group A	4	Bercy Arena	12,682	97%
	21:30	Men	AUS vs NED	55 - 66	Preliminary Round Group B	5	Bercy Arena	11,029	85%
<b>Daily Total</b>								<b>61,991</b>	<b>95%</b>
FRI 30 AUG	12:45	Men	ESP vs AUS	68 - 60	Preliminary Round Group B	7	Bercy Arena	10,147	78%
	16:00	Women	GER vs USA	44 - 73	Preliminary Round Group B	8	Bercy Arena	12,726	98%
	18:15	Men	FRA vs CAN	68 - 83	Preliminary Round Group A	9	Bercy Arena	12,726	98%
	21:30	Women	CHN vs ESP	64 - 38	Preliminary Round Group A	10	Bercy Arena	9,265	71%
<b>Daily Total</b>								<b>44,864</b>	<b>86%</b>
SAT 31 AUG	10:30	Women	GBR vs CAN	54 - 63	Preliminary Round Group A	11	Bercy Arena	12,761	98%
	12:45	Men	CAN vs GBR	58 - 88	Preliminary Round Group A	12	Bercy Arena	12,761	98%
	16:00	Men	NED vs USA	34 - 60	Preliminary Round Group B	13	Bercy Arena	12,741	98%
	18:15	Women	NED vs USA	69 - 56	Preliminary Round Group B	14	Bercy Arena	12,741	98%
	21:30	Men	GER vs FRA	72 - 64	Preliminary Round Group A	15	Bercy Arena	12,778	98%
<b>Daily Total</b>								<b>63,782</b>	<b>98%</b>
SUN 1 SEP	10:30	Men	AUS vs USA	69 - 76	Preliminary Round Group B	16	Bercy Arena	12,679	97%
	12:45	Women	JPN vs GER	55 - 67	Preliminary Round Group B	17	Bercy Arena	12,679	97%
	16:00	Women	GBR vs CHN	47 - 62	Preliminary Round Group A	18	Bercy Arena	12,725	98%
	18:15	Men	NED vs ESP	53 - 68	Preliminary Round Group B	19	Bercy Arena	12,725	98%
	21:30	Women	ESP vs CAN	49 - 81	Preliminary Round Group A	20	Bercy Arena	7,329	56%
<b>Daily Total</b>								<b>58,137</b>	<b>89%</b>
MON 2 SEP	13:45	Women	USA vs JPN	62 - 52	Preliminary Round Group B	21	Bercy Arena	8,891	68%
	16:00	Men	GER vs CAN	52 - 68	Preliminary Round Group A	22	Bercy Arena	8,891	68%
	19:15	Men	FRA vs GBR	50 - 85	Preliminary Round Group A	23	Bercy Arena	12,721	97%
	21:30	Women	GER vs NED	48 - 68	Preliminary Round Group B	24	Bercy Arena	12,721	97%
<b>Daily Total</b>								<b>43,224</b>	<b>83%</b>
<b>Preliminary Round Total</b>								<b>271,998</b>	<b>91%</b>
TUE 3 SEP	13:45	Men	ESP vs GER	49 - 57	Quarterfinal	26	Bercy Arena	11,279	86%
	16:00	Men	CAN vs NED	79 - 67	Quarterfinal	27	Bercy Arena	11,279	86%
	19:15	Men	GBR vs AUS	84 - 64	Quarterfinal	25	Bercy Arena	12,652	97%
	21:30	Men	USA vs FRA	82 - 47	Quarterfinal	28	Bercy Arena	12,652	97%
<b>Daily Total</b>								<b>47,862</b>	<b>92%</b>
WED 4 SEP	10:30	Men	ESP vs AUS	74 - 78	Classification Qualifying 5-8	29	Bercy Arena	11,430	88%
	12:45	Women	CHN vs JPN	62 - 50	Quarterfinal	30	Bercy Arena	11,430	88%
	16:00	Women	USA vs GBR	59 - 52	Quarterfinal	31	Bercy Arena	12,550	96%
	18:15	Women	NED vs ESP	61 - 43	Quarterfinal	33	Bercy Arena	12,550	96%
	21:30	Women	CAN vs GER	71 - 53	Quarterfinal	32	Bercy Arena	12,518	96%
<b>Daily Total</b>								<b>60,478</b>	<b>93%</b>
THU 5 SEP	10:30	Women	GBR vs JPN	67 - 55	Classification Qualifying 5-8	35	Bercy Arena	8,704	67%
	12:45	Women	GER vs ESP	51 - 45	Classification Qualifying 5-8	37	Bercy Arena	8,704	67%
	16:00	Men	GBR vs GER	71 - 43	Semifinal	36	Bercy Arena	11,470	88%
	18:15	Men	NED vs FRA	72 - 63	Classification Qualifying 5-8	34	Bercy Arena	11,470	88%
	21:30	Men	USA vs CAN	80 - 43	Semifinal	38	Bercy Arena	12,524	96%
<b>Daily Total</b>								<b>52,872</b>	<b>81%</b>



## Attendance Summary

Rapport d'affluence  
As of SUN 8 SEP 2024

Date	Time	Gender	Teams	Results	Phase	Game No.	Venue	Attendance	% Capacity
FRI 6 SEP	13:45	Men	ESP vs FRA	72 - 57	Playoff 7-8	39	Bercy Arena	12,527	96%
	16:00	Women	CHN vs USA	47 - 50	Semifinal	40	Bercy Arena	12,527	96%
	19:15	Men	NED vs AUS	75 - 82	Playoff 5-6	41	Bercy Arena	12,514	96%
	21:30	Women	NED vs CAN	72 - 61	Semifinal	42	Bercy Arena	12,514	96%
<b>Daily Total</b>								<b>50,082</b>	<b>96%</b>
SAT 7 SEP	13:45	Women	JPN vs ESP	72 - 55	Playoff 7-8	43	Bercy Arena	12,419	95%
	16:00	Men	CAN vs GER	62 - 75	Bronze Medal Match	44	Bercy Arena	12,419	95%
	19:15	Women	GBR vs GER	48 - 39	Playoff 5-6	45	Bercy Arena	12,611	97%
	21:30	Men	GBR vs USA	69 - 73	Gold Medal Match	46	Bercy Arena	12,611	97%
<b>Daily Total</b>								<b>50,060</b>	<b>96%</b>
SUN 8 SEP	10:30	Women	CHN vs CAN	65 - 43	Bronze Medal Match	47	Bercy Arena	12,576	96%
	13:45	Women	NED vs USA	63 - 49	Gold Medal Match	48	Bercy Arena	12,629	97%
<b>Daily Total</b>								<b>25,205</b>	<b>97%</b>
<b>Final Phase Total</b>								<b>286,559</b>	<b>92%</b>
<b>Men's Tournament Total</b>								<b>289,506</b>	<b>92%</b>
<b>Women's Tournament Total</b>								<b>269,051</b>	<b>90%</b>
<b>Basketball Tournaments Total</b>								<b>558,557</b>	<b>91%</b>

Bercy Arena public capacity

13,049

<b>Legend:</b>
No.      Number



## Competition Officials

Officiels de compétition

As of FRI 23 AUG 2024

Function	Name	Gender
<b>IF Delegate:</b>	PERRIMAN Donald	M
<b>Tournament Technical Committee Members:</b>	COSTA Regina	F
	KINGSTONE David	M
	MOORGAS Craig	M
<b>Games Commissioners:</b>	KUNOSIC Damir	M
	MAGALLANES Juan Alberto	M
	MARSON Stefania	F
	TIMMS Janine	F
<b>Referee Supervisors:</b>	GIORDANO Sergio	M
	ROJA Cristian	M
	WALLAART Edwin	M
	WELLS Matthew	M
<b>Communication (Media Officer):</b>	GAGNE Stephanie	F
<b>Anti-Doping:</b>	ZANGENFEIND Gabriel	M

**Legend:**

**F** Female      **M** Male



## IWBF Referees

Arbitres IWBF

As of FRI 23 AUG 2024

Name	Gender	Age	Years as IWBF Referee	Organisation
COLOMBATTI Cristian	M	43	7	ARG - Argentina
ETZELMUELLER Erik	M	37	8	GER - Germany
FRONCZAK Adam	M	48	20	POL - Poland
GAMEZ Mauricio	M	34	9	CRC - Costa Rica
GAUTHIER Sebastien	M	54	29	CAN - Canada
HARGREAVES Darrell	M	44	15	USA - United States of America
HSIEH Shu-Fei	F	41	15	TPE - Chinese Taipei
JELENIC Milutin	M	43	11	SRB - Serbia
KOC Yekta Sansal	M	40	16	TUR - Turkey
KRAPLJANOV Blaine	M	34	7	AUS - Australia
MATHIAS Gustavo	M	42	15	BRA - Brazil
NIKAIIDO Shunsuke	M	48	7	JPN - Japan
PAJER Tomas	M	48	26	CZE - Czechia
PEIC Krunoslav	M	46	25	CRO - Croatia
RADYKAS Linas	M	39	19	LTU - Lithuania
STROK Drazen	M	51	15	CRO - Croatia
TAHMASIAN Geghard	M	35	7	IRI - IR Iran
VILLARD Celine	F	52	14	FRA - France
WANG Fengqin	F	43	7	CHN - China
ZAMPONI Maurizio	M	46	12	ITA - Italy

**Legend:**

F Female      M Male





## Sport Terminology

Terminologie du sport

As of FRI 23 AUG 2024

Term	Definition
<b>14-point rule</b>	A wheelchair basketball-specific rule; the total player classification points of five players on court cannot exceed 14 points at any given time. If, at any time during a game, a team exceeds the 14-point limit, a technical foul will be charged to the coach with a correction in the line-up to be made at the same time.
<b>14-second rule</b>	When a team which regains control of the ball is the same team that was in control of the ball before the ball touched the ring, a shot for goal must be attempted by this team within 14 seconds. Infraction of this article is a violation.
<b>24-second rule</b>	When a player gains control of a live ball on the court, a shot for goal must be attempted by his team within 24 seconds. Infraction of this article is a violation.
<b>Alternating possession gained</b>	Any situation that would require a tap ball at the beginning of any period, other than the first period, or during the game, will be ruled as alternating possession gained by the team not in possession of the ball.
<b>Assist</b>	A pass to a teammate that leads directly to a basket.
<b>Biggest lead</b>	Highest score difference at any moment of the game. If a team has never led, the value of "biggest lead" is zero.
<b>Biggest lead score</b>	The game score at the point in time of the biggest lead.
<b>Biggest scoring run</b>	Largest number of consecutive points scored by one team without any points scored by the opponent.
<b>Blocked shot</b>	When the defence deflects or stops a shot attempt by hand while the ball is still on its upward flight.
<b>Captain</b>	Leader of the team elected by the players or appointed by the coach.
<b>Crew Chief</b>	The lead referee on the court. He has the final decision on any on-court incidents.
<b>Defensive rebound</b>	Taking possession of the ball after a missed shot by an opponent.
<b>Disqualifying foul</b>	Any flagrantly unsportsmanlike infraction.
<b>Double foul</b>	Two opposing players commit fouls against each other at approximately the same time.
<b>Efficiency</b>	A statistical benchmark for comparing the overall performance of players and teams. It is defined by the formula: Efficiency = (points + rebounds + assists + steals + blocks) – ((field goal attempts - field goal made) + (free throw attempts - free throws made) + turnover)
<b>Fast break point</b>	Point scored from a very quick counterattack.
<b>Field goal</b>	A basket scored from any action on the playing court except free throws.
<b>Fifth foul</b>	A player who has committed five personal and/or technical fouls must automatically leave the game.
<b>Fouls drawn</b>	Personal fouls committed on a player.
<b>Free throw</b>	An opportunity given to a player to score one point, uncontested, from a position behind the free throw line and inside the semicircle.
<b>Game</b>	A game is played by two teams of five players each, in four periods of ten (10) minutes each (4 x 10 minutes).
<b>Game lost by default</b>	A team shall lose a game by default if, during the game, the number of team players on the court is less than two.  If, at the time the game is stopped, the team to which the game is awarded is winning, the score at that time shall stand. If the team to which game is awarded is not winning, the score shall be recorded as 2-0 in its favour. The defaulting team shall receive one classification point.
<b>Game lost by forfeit</b>	A team shall lose the game by forfeit if:  It refuses to play after being instructed to do so by the crew chief.  By its actions it prevents the game from being played.  Fifteen minutes after the starting time, the team is not present or is not able to field five players. The game is awarded to the opponents and score shall be recorded as 20-0. Furthermore, the forfeiting team shall receive 0 classification points.
<b>Goal Difference</b>	The difference between points scored and points conceded.



<b>Held ball</b>	A held ball occurs when one or more players from opposing teams have one or both hands firmly on the ball so that neither player can gain control without undue roughness.
<b>Instant Replay System</b>	The Instant Replay System is a video review system that can be used by the Crew Chief to verify certain game situations before making his final decision.
<b>Lifting violation</b>	Lifting is the act of raising the buttocks off the wheelchair's seating platform in order to gain an unfair advantage. Infraction of this article is a technical foul.
<b>Offensive foul</b>	When an offensive player, with or without the ball, makes illegal contact against an opponent. It will be also charged as a turnover to this player.
<b>Offensive rebound</b>	When a player grabs his own or a team-mate's missed shot attempt.
<b>Overtime</b>	Extra period(s) lasting five minutes each; played if the score is tied at the end of fourth period. As many overtime periods as required are played until one team emerges as the winner.
<b>Personal foul</b>	A player foul which involves illegal contact with an opposing player, whether the ball is live or dead.
<b>Player classification points system</b>	A point value assigned to each athlete depending on their impairment. The valid player classifications in the IWBF are 1.0, 1.5, 2.0, 2.5, 3.0, 3.5, 4.0 and 4.5.
<b>Player disqualification</b>	A flagrant foul penalised by expulsion from the game.
<b>Playing position</b>	A player's position on the court depending on the team's arrangement for a specific playing design. The playing positions are: <ul style="list-style-type: none"> <li>• G - guard</li> <li>• F - forward</li> <li>• C - centre</li> </ul>
<b>Points from turnover</b>	Points scored following a turnover without the game clock being stopped and without the possession of the ball changing.
<b>Points in the paint</b>	Points scored inside the painted (restricted) area.
<b>Second chance points</b>	Points scored following an offensive rebound without the game clock being stopped and without the possession of the ball changing.
<b>Steal</b>	A defensive action, which causes a turnover by an opponent.
<b>Tap-off</b>	A tap-off occurs when an official tosses the ball in the centre circle between any two opponents at the beginning of the first quarter.
<b>Team fouls penalty rule</b>	When the players of a team, in a period of a game (ten (10) minutes), have committed four player fouls (personal and/or technical), all subsequent player personal fouls shall be penalised by two free throws.
<b>Team rebound</b>	A team rebound is charged when: <ul style="list-style-type: none"> <li>• The ball goes out of bounds immediately after a missed field goal or free throw attempt and before any player gains control of the ball</li> </ul> A foul occurs immediately after a missed field goal or free throw attempt and before any player gains control of the ball.
<b>Team turnover</b>	A team turnover is charged for all eight-second, 14-second, and 24-second violations.
<b>Technical foul</b>	A deliberate or a repeated infringement of the proper conduct of the game or of the spirit of sportsmanship and fair play. Technical fouls by a player are all player fouls, which do not involve contact with an opponent.
<b>Three-second rule</b>	When the team is in control of the ball, a player of the team shall not remain for more than three consecutive seconds in the restricted area. Infraction of this article is a violation.
<b>Time played</b>	The sum of time that the player is on the court.
<b>Timeout</b>	A timeout is a one-minute interruption of the game requested by a coach or assistant coach.
<b>Turnover</b>	If the offensive team loses possession of the ball without attempting either a field goal or a free throw.
<b>Unsportsmanlike foul</b>	Personal foul on a player with or without the ball, which in the opinion of the Official, was deliberately committed by the player against an opposing player.
<b>Violation</b>	An infraction of the rules of the game: <ul style="list-style-type: none"> <li>• Travelling</li> </ul>



- Illegal dribble or double dribble
- Carrying the ball
- Three second violation
- Five second violation
- Eight second violation
- 14 second shot clock violation
- 24 second shot clock violation
- Ball returned to back court
- Out of bounds
- Intentional foot ball
- Basket interference

**Note:**  
For further information, please consult: [iwbf.org](http://iwbf.org)

OUVRONS GRAND  
RAND LES JEUX OUV  
EN GAMES WIDE OF  
WIDE OPEN GAMES  
OUVRONS GRAND  
RAND LES JEUX OUV  
EN GAM WIDE OF  
S WIDE O GAMES  
OUVRONS GRAND  
RAND LES JEUX OUV  
EN GAMES WIDE OF  
S WIDE OPEN GAMES  
OUVRONS GRAND  
RAND LES JEUX OUV

