

# SITTING VOLLEYBALL

## VOLLEYBALL ASSIS

# RESULTS BOOK

LIVRE DES  
RÉSULTATS

VERSION 1.0

7 SEP 2024 – 22:15



PARIS 2024





# VERSION HISTORY

VERSION	DATE	CREATED BY	COMMENTS
1.0	7 SEP 2024	TOMAS KOCKRITZ	FIRST VERSION



## Competition Format and Rules

Format et règlement des compétitions

As of FRI 23 AUG 2024

### Paralympic Competition Format

The sitting volleyball competition at the Paris 2024 Paralympic Games consists of two medal events, one each for men and women.

The eight teams in each of the men's and women's competitions will be divided into two pools of four each. The group phase is played in a round robin format, where all teams will play every other team in the pool once.

The top two teams in each pool will qualify for the semifinals. Teams which finish in third place in their pool will play against each other to determine fifth and sixth place. Teams in fourth place will play against each other to determine seventh and eighth place.

The winners of the semifinals will then play in the gold medal match, while the losing teams contest the bronze medal match.

### Sport Rules and Procedures

#### Scoring

Matches are the best of five sets. In the first four sets, the winner is the team that reaches 25 points first per set - if a fifth set is necessary, the winner is the first to reach 15 points. In all sets, a margin of at least two points is required for victory.

#### Ranking of teams

The ranking of teams within the pool is determined by the results of matches on the basis of matches won.

#### Tie Break Rules

At the completion of each match during the preliminary round, the following criteria will be used to rank the teams in the pool:

1. Number of victories (matches won) among teams of the same pool.
2. Number of points gained - If two or more teams have the same number of victories (matches won, matches lost), they will be ranked in descending order by the points gained by each team per match as follows:

Match won 3-0 or 3-1	3 points
Match won 3-2	2 points
Match lost 2-3	1 point
Match lost 0-3 or 1-3	0 points

3. Set quotient - In the case of equality in the number of points gained by two teams, the teams will be classified in descending order by the quotient resulting from the calculation, the number of all sets won divided by the number of all sets lost.
4. Points quotient - In the case of equality in the number of sets won and lost by two tied teams, they will be classified in descending order by the quotient resulting from the calculation, all points scored divided by the total of all points lost during all sets.
5. If the tie continues as per the points quotient between the two teams, the ranking priority will be given to the team that won the last match between them.
6. When the tie in matches won, sets and points quotients is between three or more teams, a new classification of these teams will be made, taking into consideration only the matches in which they were opposed to each other.
7. In the case that the tie is still not resolved, the teams will be ranked according to their current World ParaVolley ranking

#### Protests / Appeals

Appeals and protests will be in accordance with the appeal procedures section of the World ParaVolley discipline regulations.



## Competition Format and Rules

Format et règlement des compétitions

As of FRI 23 AUG 2024

### Competition rules

The sitting volleyball competition will be held in accordance with the editions of the following documents that are in force at the time of the Games:

- The World ParaVolley Official Sitting Volleyball Rules 2022-2024 (available at [www.worldparavolley.org/disciplines/sitting-volleyball](http://www.worldparavolley.org/disciplines/sitting-volleyball))
- The World ParaVolley Discipline Regulations (available at [www.worldparavolley.org/disciplines/sitting-volleyball](http://www.worldparavolley.org/disciplines/sitting-volleyball))
- The IPC Handbook (available at [www.paralympic.org/the-ipc/handbook](http://www.paralympic.org/the-ipc/handbook))

World ParaVolley, working with Paris 2024 competition management, will be responsible for the technical control and direction of the sitting volleyball competition at the Paris 2024 Paralympic Games.

### Changes since the Tokyo 2020 Paralympic Games

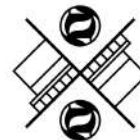
- The method used to calculate the pools has changed.
- The libero may be the team captain.
- Technical timeouts have been removed.
- Jersey numbers shall be between 1 and 99.
- There is no longer a penalty box. Expelled players are now sent to their respective dressing rooms for the remainder of the set.
- There is no longer a coaches restriction line.

### Differences from the Olympic Games

The competition format and some rules differ from Olympic volleyball in the following ways:

- The net height is lower, and the court and field of play are smaller.
- Players must be sitting on the floor when playing the ball except in a defensive action.
- Players can block and attack the serve.
- The men's and women's tournaments have eight teams rather than 12.
- The tournament structure is different.

**Note:**  
For further information please consult: [www.worldparavolley.org](http://www.worldparavolley.org)

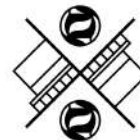


### Medallists by Event

Médaillé(e)s par épreuve

As of SAT 7 SEP 2024 at 21:21

Event	Date	Medal	Name	NPC Code
MEN	FRI 6 SEP	GOLD	1 ABBASIFESHKI Hamidreza 2 MEHRZADSELAJANI Morteza 3 ALI POUR Meisam 4 ALIPOURIAN Davoud 5 HAJIBABAEI MOVAHHED Meysam 6 NEMATI Mohammad 7 BIGDELI Sadegh 8 LASHKARISANAMI Majid 9 GOLESTANI Hossein 10 ZIRAH I Isa 11 SALEHIHAJIKOLAEI Ramezan 12 BABADI Mahdi	IRI
		SILVER	1 GODINJAK Ismet 2 MANKO Adnan 3 CRNOBRNJA Stevan 4 SEHC Armin 5 MEDIC Asim 6 DURAN Mirzet 7 CANCAR Nizam 8 HAMZIC Dzevad 9 DINO Edin 10 ALIBASIC Safet 11 DELALIC Sabahudin 12 JUSUFOVIC Ermin	BIH
		BRONZE	1 ELSHWIKH Hesham 2 ELSOUDANY Mohamed Hamdy 4 ABDELAZIZ ABDALLA Ashraf Zaghoul 6 KHAMIS Ahmed Mohamed Soliman 7 FADL Ahmed Mohamed 8 MASSOUD Hossam 9 SAAD MOUSSA Elsayed Moussa 10 AHMED ABDELLATIF Abdelnaby Hassan 11 ABDO Zakareia 12 ABOUELYAZEID Mohamed 13 ZIKRY Ahmed 14 ABOUELKHIR Metawa	EGY

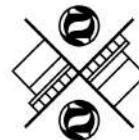


### Medallists by Event

Médaillé(e)s par épreuve

As of SAT 7 SEP 2024 at 21:21

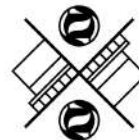
Event	Date	Medal	Name	NPC Code
WOMEN	SAT 7 SEP	GOLD	1 WEBSTER Lora Jessica 2 ZUMMO Bethany Paige 3 SHIFFLETT-PATTERSON Alexis Ann 5 BRIDGE Kathryn Sue 6 ERICKSON Heather Nicole 7 MATTHEWS Monique Marie 8 DOSTY Whitney Jenay 9 EDWARDS Tia Mackenzie 10 SATCHELL Sydney Chanel 12 SCHIECK Emma Joyce 14 KANAHELE Kaleo Okalani 16 NIEVES Nicole	USA
		SILVER	1 TANG Xuemei 2 LYU Hongqin 3 SU Limei 5 HU Huizi 6 LI Ting 7 WANG Yanan 9 ZHANG Xufei 10 XU Yixiao 11 ZHANG Lijun 12 QIU Junfei 13 ZHAO Meiling 16 HUANG Lu	CHN
		BRONZE	2 KOZUN Julie 3 ELLIS Danielle 4 OAKES Jennifer 7 FERGUSON Anne 8 WONG Jolan 9 MELENKA Sarah 11 PETERS Heidi 14 WRIGHT Katelyn 15 VOSS-SHAFIQ Felicia 16 McCREESH Jennifer 17 LANG Allison	CAN



## Medallists

Médaillé(e)s

GOLD	SILVER	BRONZE
<b>IRI - Islamic Republic of Iran</b>	<b>BIH - Bosnia and Herzegovina</b>	<b>EGY - Egypt</b>
1 ABBASIFESHKI Hamidreza	1 GODINJAK Ismet	1 ELSHWIKH Hesham
2 MEHRZADSELAJANI Morteza	2 MANKO Adnan	2 ELSOUDANY Mohamed Hamdy
3 ALI POUR Meisam	3 CRNOBRNJA Stevan	4 ABDELAZIZ ABDALLA Ashraf Zaghloul
4 ALIPOURIAN Davoud	4 SEHIC Armin	6 KHAMIS Ahmed Mohamed Soliman
5 HAJIBABAEI MOVAHHED Meysam	5 MEDIC Asim	7 FADL Ahmed Mohamed
6 NEMATI Mohammad	6 DURAN Mirzet	8 MASSOUD Hossam
7 BIGDELI Sadegh	7 CANCAR Nizam	9 SAAD MOUSSA Elsayed Moussa
8 LASHKARISANAMI Majid	8 HAMZIC Dzevad	10 AHMED ABDELLATIF Abdelnaby Hassan
9 GOLESTANI Hossein	9 DINO Edin	11 ABDO Zakareia
10 ZIRAH I Isa	10 ALIBASIC Safet	12 ABOUELYAZEID Mohamed
11 SALEHIHAJIKOLAEI Ramezan	11 DELALIC Sabahudin	13 ZIKRY Ahmed
12 BABADI Mahdi	12 JUSUFOVIC Ermin	14 ABOUELKHIR Metawa



## Final Standings

Classement final  
As of FRI 6 SEP 2024

**REVISED**  
6 SEP 21:37

Rank	Team
Gold	IRI - Islamic Republic of Iran
Silver	BIH - Bosnia and Herzegovina
Bronze	EGY - Egypt
4	GER - Germany
5	KAZ - Kazakhstan
6	BRA - Brazil
7	UKR - Ukraine
8	FRA - France

### Dream Team

Best Server	ALI POUR Meisam (IRI)
Best Receiver	AHMED ABDELLATIF Abdelnaby H. (EGY)
Best Setter	ALIPOURIAN Davoud (IRI)
Best Attacker	MEHRZADSELAJANI Morteza (IRI)
Best Blocker	JUSUFOVIC Ermin (BIH)
Best Libero	AHMED ABDELLATIF Abdelnaby H. (EGY)
Most Valuable Player	ALI POUR Meisam (IRI)

REVISED

Dream Team corrected.





**REVISED**  
31 AUG 16:37

### Team Roster

Composition de l'équipe  
As of SAT 31 AUG 2024 at 16:37

### BIH - Bosnia & Herzegovina

No.	Name	Shirt Name	Playing position	Sport Class	Highest Reach		Date of Birth	Club	National Selections			
					Spike cm	Block cm			WCH	PG	Int.	Total
1	GODINJAK Ismet	GODINJAK	L	VS1	161	153	17 MAR 1973	OKI Fantomi Sarajevo (BIH)				
2	MANKO Adnan	MANKO	O	VS1	156	147	16 JAN 1977	Kso Spid Sarajevo (BIH)				
3	CRNOBRNJA Stevan	CRNOBRNJA	OH	VS1	157	150	21 FEB 1984	IOK Borac Banja Luka (BIH)				
4	SEHIC Armin	SEHIC	O	VS1	161	153	11 MAY 1994	Kso Spid Sarajevo (BIH)				
5	MEDIC Asim	MEDIC	MB	VS2	158	151	3 AUG 1969	Kso Spid Sarajevo (BIH)				
6	DURAN Mirzet	DURAN	OH	VS2	163	155	13 OCT 1986	OKI Fantomi Sarajevo (BIH)				
7	CANCAR Nizam	CANCAR	MB	VS1	171	160	17 SEP 1975	Kso Spid Sarajevo (BIH)				
8	HAMZIC Dzevad	HAMZIC	O	VS1	160	152	4 SEP 1968	Kso Spid Sarajevo (BIH)				
9	DINO Edin	DJINO	OH	VS1	159	150	30 AUG 1992	OKI Fantomi Sarajevo (BIH)				
10	ALIBASIC Safet	ALIBASIC	O	VS1	161	154	21 DEC 1982	OKI Fantomi Sarajevo (BIH)				
11	DELALIC Sabahudin (c)	DELALIC	S	VS1	153	145	17 AUG 1972	Kso Spid Sarajevo (BIH)				
12	JUSUFOVIC Ermin	JUSUFOVIC	MB	VS1	165	156	31 MAY 1981	Skiso Sinovi Bosne (BIH)				
				<b>Team Minimum</b>	153	145						0
				<b>Team Average</b>	160	152						
				<b>Team Maximum</b>	171	160						

**Technical Staff:**

**Head Coach:** MAHMUTOVIC Ifet  
**Assistant Coach:** MEHMEDOVIĆ Ejub  
 SALKIĆ Nedžad  
**Doctor:** MUFTIĆ Mirsad  
**Physiotherapist:** RANDELOVIĆ Miodrag

**Uniform**

**Main:**  
**2nd:**  
**3rd:**

**Team Colour**

White  
 Black

**Libero Colour**

Black  
 White

<b>Legend:</b>												
(c)	Captain	Int.	Other International Competitions	L	Libero	MB	Middle Blocker	No.	Shirt number	PG	Paralympic Games	
OH	Outside Hitter	O	Opposite	S	Setter	WCH	World Championships					

**REVISED** Doctor added.





### Team Roster

Composition de l'équipe  
As of WED 28 AUG 2024 at 11:41

### BRA - Brazil

No.	Name	Shirt Name	Playing position	Sport Class	Highest Reach		Date of Birth	Club	National Selections			
					Spike cm	Block cm			WCH	PG	Int.	Total
2	GOMES Levi Cesar	LEVI	MB	VS2	163	160	7 JAN 1973	Sesi-SP (BRA)	4	2	4	
5	COSTA dos SANTOS ROCHA Thiago	THIAGO	OH	VS1	160	158	19 JUN 2000	Club Athletico Paulistano (BRA)	1		2	
6	PEREIRA WITKOVSKI Alex	WITKOVSKI	OH	VS1	156	149	28 MAR 1993	Circulo Militar Do Parana (BRA)	1	1	2	
7	de OLIVEIRA Luis Fabiano	FABIANO	MB	VS2	163	160	25 NOV 1975	Club Athletico Paulistano (BRA)	1		2	
8	YOSHIZAWA Daniel	DANI	OH	VS1	136	142	14 MAR 1986	Sesi-SP (BRA)	3	1	6	
9	BORGES dos SANTOS Marcio	MARCIO	OH	VS1	154	151	18 AUG 1983	Sesi-SP (BRA)	1		2	
10	LEITE Renato (c)	RENATO	OH	VS1	151	146	11 AUG 1982	Sesi-SP (BRA)	5	5	7	
11	OLIVEIRA de Wesceley	WESCLEY	MB	VS1	156	158	14 NOV 1983	Club Athletico Paulistano (BRA)	5	4	6	
12	REBOUCAS Diogo	DIOGO	OH	VS1	156	152	24 OCT 1983	CR Vasco Da Gama (BRA)	4	2	6	
14	dos SANTOS Anderson Rodrigues	ANDERSON	MB	VS1	160	158	7 SEP 1983	Instituto De Promocao Do (BRA)	2	1	5	
17	SILVA Raysson	RAYSSON	L	VS1	152	149	17 MAR 2000	Club Athletico Paulistano (BRA)	1		2	
19	ANUNCIACAO da Wellington	WELLINGTON	OH	VS1	156	151	25 MAR 1985	Sesi-SP (BRA)	5	5	5	
<b>Team Minimum</b>					136	142						
<b>Team Average</b>					155	153						
<b>Team Maximum</b>					163	160						

0

**Technical Staff:**

**Head Coach:** GUEDES Jose  
**Assistant Coach:** RIJO Paulo  
**Doctor:** MORAIS Leonardo  
**Physiotherapist:** ALVARENGA Pedro  
**Statistician:** CURUPANA Ubiratan

**Uniform**

**Main:**  
**2nd:**  
**3rd:**

**Team Colour**

Yellow  
 Blue  
 Green

**Libero Colour**

Green  
 Yellow  
 Yellow

<b>Legend:</b>												
(c)	Captain	Int.	Other International Competitions	L	Libero	MB	Middle Blocker	No.	Shirt number	PG	Paralympic Games	
OH	Outside Hitter	O	Opposite	S	Setter	WCH	World Championships					



### Team Roster

Composition de l'équipe  
As of SAT 31 AUG 2024 at 19:57

**REVISED**  
31 AUG 19:57

### EGY - Egypt

No.	Name	Shirt Name	Playing position	Sport Class	Highest Reach		Date of Birth	Club	National Selections			
					Spike cm	Block cm			WCH	PG	Int.	Total
1	ELSHWIKH Hesham (c)	ELSHWIKH	OH	VS1	155	155	2 FEB 1975	El Hurria (EGY)	56	300	49	
2	ELSOUDANY Mohamed Hamdy	ELSOUDANY	OH	VS1	140	140	1 JUL 2000	Kafr al-Sheikh (EGY)	5	40	10	
4	ABDELAZIZ ABDALLA Ashraf Zaghoul	ABDALLA	MB	VS1	155	155	24 FEB 1974	El Sharqia (EGY)	54	300	49	
6	KHAMIS Ahmed Mohamed Soliman	KHAMIS	MB	VS1	155	155	12 APR 1987	El Sharqia (EGY)	28	150	24	
7	FADL Ahmed Mohamed	AMER	OH	VS1	150	150	1 MAR 1985	El Sharqia (EGY)	28	150	24	
8	MASSOUD Hossam	MASSOUD	S	VS1	140	140	13 JUN 1979	El Hurria (EGY)	56	250	43	
9	SAAD MOUSSA Elsayed Moussa	SAAD MOUSSA	OH	VS1	150	150	28 MAY 1979	El Azima (EGY)	28	150	24	
10	AHMED ABDELLATIF Abdelnaby Hassan	AHMED ABDELLATIF	L	VS1	145	145	18 JUN 1972	El Hurria (EGY)	28	150	24	
11	ABDO Zakareia	ABDO	S	VS1	150	150	24 DEC 1988	El Sharqia (EGY)	25	200	25	
12	ABOUELYAZEID Mohamed	ABOUELYAZEID	MB	VS1	150	150	29 MAR 1979	El Sharqia (EGY)	28	150	24	
13	ZIKRY Ahmed	ZIKRY	MB	VS1	165	165	28 JUL 1999	Kafr al-Sheikh (EGY)	15	100	10	
14	ABOUELKHIR Metawa	ABOUELKHIR	OH	VS1	155	155	20 OCT 1976	Beni Suef (EGY)	30	250	15	
<b>Team Minimum</b>					140	140						
<b>Team Average</b>					151	151						
<b>Team Maximum</b>					165	165						

0

**Technical Staff:**

**Head Coach:** ELAFIFI Ayman  
**Assistant Coach:** MOHAMED Adel  
**Doctor:** ELSABBAHY Loay

**Uniform**

**Main:**  
**2nd:**  
**3rd:**

**Team Colour**

Red  
 White

**Libero Colour**

White  
 Red

**Legend:**

(c) Captain      Int. Other International Competitions      L Libero      MB Middle Blocker      No. Shirt number      PG Paralympic Games  
 OH Outside Hitter      O Opposite      S Setter      WCH World Championships

**REVISED** Doctor added.





### Team Roster

Composition de l'équipe  
As of WED 28 AUG 2024 at 11:41

### FRA - France

No.	Name	Shirt Name	Playing position	Sport Class	Highest Reach		Date of Birth	Club	National Selections			
					Spike cm	Block cm			WCH	PG	Int.	Total
2	BAH Mamadou	BAH	S	VS1			26 MAR 1980	Villeneuve D'Ascq				
3	LARONCE Thomas	LARONCE	MB	VS1			7 JUL 1988	Asul Lyon				
5	CHAHBOUNE Cyrille	CHAHBOUNE	L	VS1			16 MAR 1986	VC Le Haillan				
8	JAGU Matthieu	JAGU	OH	VS2			17 OCT 1988	Asvam				
9	RAMBEAU Jean-Christophe	RAMBEAU	OH	VS1			22 DEC 1981	Pays Voironnais VB				
11	GUIHENEUF Gildas	GUIHENEUF	S	VS2			12 MAR 1976	Neptunes Nantes				
13	TROUSSARD Morgan	TROUSSARD	MB	VS1			5 JUL 1994	VC Le Haillan				
14	LACROIX-DESMAZES Benjamin (c)	LACROIX-DESMAZES	S	VS1			22 JUN 1979	Caen VB				
15	WOLNIEWICZ Romain	WOLNIEWICZ	MB	VS1			8 JUN 1990					
16	LEFRANCOIS Thibaud	LEFRANCOIS	OH	VS1			14 JUL 1993	Neptunes Nantes				
17	ROGET Damien	ROGET	OH	VS1			26 APR 1990	Pays Voironnais VB				
18	PILLERAULT Benjamin	PILLERAULT	OH	VS1			26 APR 1986	PV Muides				

**Team Minimum**  
**Team Average**  
**Team Maximum**

0

**Technical Staff:**

**Head Coach:** DUVIVIER Dominique  
**Assistant Coach:** HIPPOLYTE Thierry  
 BERNOU Chrystel  
**Physiotherapist:** ARISS Sarah  
**Statistician:** COSTE Jordane

**Uniform**

**Main:**  
**2nd:**  
**3rd:**

**Team Colour**

Blue  
White  
Red

**Libero Colour**

Red  
Blue  
White

<b>Legend:</b>												
<b>(c)</b> Captain	<b>Int.</b> Other International Competitions	<b>L</b> Libero	<b>MB</b> Middle Blocker	<b>No.</b> Shirt number	<b>PG</b> Paralympic Games							
<b>OH</b> Outside Hitter	<b>O</b> Opposite	<b>S</b> Setter	<b>WCH</b> World Championships									





### Team Roster

Composition de l'équipe  
As of WED 28 AUG 2024 at 11:41

### GER - Germany

No.	Name	Shirt Name	Playing position	Sport Class	Highest Reach		Date of Birth	Club	National Selections			
					Spike cm	Block cm			WCH	PG	Int.	Total
1	SCHIFFLER Alexander	SCHIFFLER	O	VS1	159	155	20 JAN 1982	Dresdener SC (GER)	30	25	310	
3	RENGER Thomas	RENGER	S	VS1	153	150	19 AUG 1972	Bayer 04 Leverkusen (GER)	25	25	300	
4	WIESENTHAL Heiko	WIESENTHAL	S	VS1	153	150	12 FEB 1975	TV Guls (GER)	18	16	180	
5	HAEHNLEIN Stefan	HAEHNLEIN	L	VS1	152	150	12 JUN 1990	Bayer 04 Leverkusen (GER)	18	16	185	
6	ALBRECHT Dominik	ALBRECHT	OH	VS2	174	167	12 APR 1987	Bayer 04 Leverkusen (GER)	16	6	150	
7	SINGER Florian	SINGER	MB	VS2	158	156	27 JUN 1998	Dresdener SC (GER)	10	5	70	
9	SCHRAPP Juergen (c)	SCHRAPP	O	VS1	159	152	27 JUL 1974	Bayer 04 Leverkusen (GER)	40	35	395	
10	TONLEU Francis	TONLEU	OH	VS1	169	161	31 MAR 1977	BSG Emmelshausen (GER)	10	5	75	
11	SCHIWY Lukas	SCHIWY	OH	VS1	154	150	21 OCT 1994	Bayer 04 Leverkusen (GER)	18	12	180	
12	TIGLER Mathis	TIGLER	S	VS1	157	155	20 JAN 1996	Bayer 04 Leverkusen (GER)	18	12	170	
14	SCHIEWE Torben	SCHIEWE	S	VS1	153	149	11 MAR 1985	TV Guls (GER)	25	16	190	
15	FISCHER Magnus	FISCHER	OH	VS1	160	156	5 DEC 1990	Bayer 04 Leverkusen (GER)	5		25	
<b>Team Minimum</b>					152	149						
<b>Team Average</b>					158	154						
<b>Team Maximum</b>					174	167						

0

**Technical Staff:**

**Head Coach:** HERZOG Christoph  
**Assistant Coach:** THOMAS Norman  
 ORMINDELLI Fabio (ITA)  
**Doctor:** RUETZ Axel  
**Physiotherapist** STABLEIN Nicole

**Uniform**

**Main:**  
**2nd:**  
**3rd:**

**Team Colour**

Red  
 White  
 Black

**Libero Colour**

White  
 Black  
 Red

<b>Legend:</b>											
(c)	Captain	Int.	Other International Competitions	L	Libero	MB	Middle Blocker	No.	Shirt number	PG	Paralympic Games
OH	Outside Hitter	O	Opposite	S	Setter	WCH	World Championships				



### Team Roster

Composition de l'équipe  
As of WED 28 AUG 2024 at 16:55

**REVISED**  
28 AUG 16:55

### IRI - IR Iran

No.	Name	Shirt Name	Playing position	Sport Class	Highest Reach		Date of Birth	Club	National Selections			
					Spike cm	Block cm			WCH	PG	Int.	Total
1	ABBASIFESHKI Hamidreza	H. ABBASI	L	VS1	142	142	11 DEC 2000	Sanat Naft Abadan (IRI)	6			20
2	MEHRZADSELAJANI Morteza	M. MEHRZAD	O	VS1	196	196	17 SEP 1987	Mehr Molana Chalooos (IRI)	12	10		32
3	ALI POUR Meisam	M. ALIPOUR	O	VS2	156	156	13 JUN 1989	Sanat Naft Abadan (IRI)	12	10		32
4	ALIPOURIAN Davoud (c)	D. ALIPOURIAN	O	VS1	155	155	6 MAY 1985	Mehr Molana Chalooos (IRI)	30	25		52
5	HAJIBABAEI MOVAHHED Meysam	M. HAJIBABAEI	L	VS1	142	142	25 FEB 1999	Zobahan Isfahan (IRI)				10
6	NEMATI Mohammad	M. NEMATI	O	VS1	154	154	19 AUG 1998	Shahdari Gonbad Kavooos (IRI)	6	5		20
7	BIGDELI Sadegh	S. BIGDELI	MB	VS1	157	157	26 FEB 1984	Mehr Molana Chalooos (IRI)	30	25		52
8	LASHKARISANAMI Majid	M. LASHKARI	S	VS1	151	151	6 AUG 1979	Zobahan Isfahan (IRI)	12	10		52
9	GOLESTANI Hossein	H. GOLESTANI	MB	VS1	158	158	26 FEB 1992	Zobahan Isfahan (IRI)	12	10		32
10	ZIRAH Iisa	I. ZIRAH	MB	VS1	160	160	4 JUN 1979	Sanat Naft Abadan (IRI)	30	25		52
11	SALEHIHAJIKOLAEI Ramezan	R. SALEHI	L	VS1	130	130	11 MAR 1979	Sari (IRI)	30	25		52
12	BABADI Mahdi	M. BABADI	S	VS1	157	157	25 MAR 1991	Palayesh Naft Abadan (IRI)	6	10		30
<b>Team Minimum</b>					130	130						
<b>Team Average</b>					155	155						
<b>Team Maximum</b>					196	196						

0

**Technical Staff:**

**Head Coach:** REZAEIGARKANI Hadi  
**Assistant Coach:** EIMERY Jalil  
**Doctor:** BARATI Amirhossein  
**Physiotherapist:** SOKHANGUEI Yahya

**Uniform**

**Main:**  
**2nd:**  
**3rd:**

**Team Colour**

Red  
White

**Libero Colour**

White  
Red

<b>Legend:</b>												
(c)	Captain	Int.	Other International Competitions	L	Libero	MB	Middle Blocker	No.	Shirt number	PG	Paralympic Games	
OH	Outside Hitter	O	Opposite	S	Setter	WCH	World Championships					

**REVISED** Uniform colours updated for both Team and Libero.





### Team Roster

Composition de l'équipe  
As of WED 28 AUG 2024 at 11:41

### KAZ - Kazakhstan

No.	Name	Shirt Name	Playing position	Sport Class	Highest Reach		Date of Birth	Club	National Selections			
					Spike cm	Block cm			WCH	PG	Int.	Total
2	TAZHIKOV Kuanysh	TAZHIKOV	L	VS1	143	140	23 NOV 1986	Atyrau (KAZ)	4			22
4	SARTAYEV Bauyrzhan (c)	SARTAYEV	S	VS1	149	143	9 APR 1988	Atyrau (KAZ)	3			18
5	NAMURATOV Perdebay	NAMURATOV	OH	VS1	151	147	29 SEP 1989	ATYRAU (KAZ)	3			17
6	SHIKIBAYEV Akylbek	SHIKIBAYEV	MB	VS1	156	154	15 AUG 1986	Atyrau (KAZ)	3			14
8	MUKANBETKALIYEV Nurtau	MUKANBETKALIYEV	OH	VS1	152	146	12 JUN 1983	ATYRAU (KAZ)	3			16
10	IZMAGANBETOV Berik	IZMAGANBETOV	OH	VS1	153	146	7 JAN 1985	Atyrau (KAZ)	3			16
11	SUIEUOV Zhangali	SUIEUOV	S	VS1	157	150	8 JUL 1983	Atyrau (KAZ)	4			23
13	BITEMIROV Yerlan	BITEMIROV	OH	VS1	152	146	12 DEC 1991	Atyrau (KAZ)	3			16
14	MEDEUOV Shyngys	MEDEUOV	L	VS1	143	140	9 JUL 1992	Kyzylorda (KAZ)	4			20
15	KASKABAYEV Erik	KASKABAYEV	OH	VS1	152	150	23 MAR 1986	Kyzylorda (KAZ)	5			25
18	ALTAYEV Yerbolat	ALTAYEV	MB	VS2	154	152	12 DEC 1986	Mangystau (KAZ)	2			15
19	ABDIBEK Erassyl	ABDIBEK	OH	VS1	154	152	20 NOV 2005	Kyzylorda (KAZ)	1			8
<b>Team Minimum</b>					143	140						
<b>Team Average</b>					151	147						
<b>Team Maximum</b>					157	154						

0

**Technical Staff:**

**Head Coach:** TAKHAUOV Bauyrzhan  
**Assistant Coach:** MATEUOV Yernar  
 KARATAYEV Turlan  
**Doctor:** NURMAKHANOV Azamat  
**Therapist:** ZULKHARNAY Berik

**Uniform**

**Main:**  
**2nd:**  
**3rd:**

**Team Colour**

Red  
Blue

**Libero Colour**

Blue  
Red

<b>Legend:</b>											
(c)	Captain	Int.	Other International Competitions	L	Libero	MB	Middle Blocker	No.	Shirt number	PG	Paralympic Games
OH	Outside Hitter	O	Opposite	S	Setter	WCH	World Championships				



### Team Roster

Composition de l'équipe  
As of WED 28 AUG 2024 at 11:41

### UKR - Ukraine

No.	Name	Shirt Name	Playing position	Sport Class	Highest Reach		Date of Birth	Club	National Selections				
					Spike cm	Block cm			WCH	PG	Int.	Total	
1	HORYAKIN Ruslan	HORYAKIN	OH	VS1	132	144	9 MAR 1978			4	1	40	
2	KORINETS Yevhenii	KORINETS	S	VS1	150	155	7 APR 1997					5	
4	SIKALSKYI Andrii	SIKALSKYI	O	VS1	130	125	8 JAN 1986			1		5	
5	BYTCHENKO Denys (c)	BYTCHENKO	OH	VS1	152	145	19 MAR 1988			4		69	
7	PETRENCHUK Maksym	PETRENCHUK	S	VS2	145	153	25 MAY 1992			3	1	50	
8	PRYSHCHEPA Roman	PRYSHCHEPA R.	OH	VS1	154	142	12 MAY 1989			3	1	20	
9	PRYSHCHEPA Andrii	PRYSHCHEPA A.	O	VS1	130	125	11 SEP 1990			4	1	30	
10	KOVALCHUK Yurii	KOVALCHUK	L	VS1			7 FEB 1993					7	
11	DRAPAK Oleksandr	DRAPAK	OH	VS2	155	150	26 JUL 1981			3	1	40	
13	MELNYK Dmytro	MELNYK	O	VS1	135	140	5 JUL 1979			4	1		
14	ANDRUSENKO Anatolii	ANDRUSENKO	O	VS1	135	135	19 JUL 1964			4	2	30	
17	KHARLAMOV Oleksii	KHARLAMOV	S	VS1	148	137	5 JUN 1978			4	1	69	
				<b>Team Minimum</b>	130	125							0
				<b>Team Average</b>	142	141							
				<b>Team Maximum</b>	155	155							

**Technical Staff:**

**Head Coach:** MYKHLYK Pavlo  
**Assistant Coach:** OVCHARUK Serhiy  
 ALFOROV Artem  
**Doctor:** ALFOROVA Hanna

**Uniform**

**Main:**  
**2nd:**  
**3rd:**

**Team Colour**

Blue  
 Yellow

**Libero Colour**

Yellow  
 Blue

<b>Legend:</b>												
(c)	Captain	Int.	Other International Competitions	L	Libero	MB	Middle Blocker	No.	Shirt number	PG	Paralympic Games	
OH	Outside Hitter	O	Opposite	S	Setter	WCH	World Championships					





## Competition Summary - Final Round

Résumé de la compétition - tour final

As of FRI 6 SEP 2024

Match	Phase	Date	Teams	Sets	Points per Set					Total Points	Match Duration	Spectators
					1	2	3	4	5			
13	Classification 7-8	WED 4 SEP	FRA vs UKR	0 - 3	16 - 25	11 - 25	18 - 25			45 - 75	1h 4min	2,583
14	Classification 5-6	WED 4 SEP	KAZ vs BRA	3 - 0	25 - 19	25 - 18	25 - 19			75 - 56	1h 13min	1,570
15	Semifinals	THU 5 SEP	BIH vs GER	3 - 0	25 - 23	25 - 6	31 - 29			81 - 58	1h 17min	3,216
16	Semifinals	THU 5 SEP	IRI vs EGY	3 - 1	25 - 14	25 - 15	20 - 25	25 - 8		95 - 62	1h 22min	3,216
17	Bronze Medal Match	FRI 6 SEP	GER vs EGY	2 - 3	22 - 25	25 - 23	23 - 25	25 - 23	10 - 15	105 - 111	2h 13min	3,910
18	Gold Medal Match	FRI 6 SEP	BIH vs IRI	1 - 3	25 - 22	28 - 30	16 - 25	14 - 25		83 - 102	1h 44min	4,010

Statistics of	Average Match Duration	Average Spectators	Total Spectators
Preliminary Round	1h 21min	3,212	38,545
Final Round	1h 29min	3,084	18,505
Tournament	1h 24min	3,169	57,050

### Semifinals

### Finals

BIH - Bosnia & Herzegovina

Match 15

GER - Germany

BIH - Bosnia & Herzegovina  
3 - 0

Match 18

IRI  
3 - 1

IRI - IR Iran

Match 16

EGY - Egypt

IRI - IR Iran  
3 - 1

GER - Germany

Match 17

EGY - Egypt

EGY  
3 - 2

### Classification

KAZ - Kazakhstan

Match 14

BRA - Brazil

KAZ  
3 - 0

FRA - France

Match 13

UKR - Ukraine

UKR  
3 - 0

### Final Standings

Rank Teams

**Gold** IRI  
**Silver** BIH  
**Bronze** EGY  
4 GER  
5 KAZ  
6 BRA  
7 UKR  
8 FRA



Match Results  
Résultats du match

Match 18

BIH vs IRI  
1 3

Match Duration: 1h 44min  
Spectators: 4,010

Team	Sets	1	2	3	4	Total
BIH	1	25	28	16	14	83
IRI	3	22	30	25	25	102
	Playing Time	24min	29min	21min	20min	1h 34min

1st Referee: FERREIRA CALADO Andre (BRA)

2nd Referee: KONOWALYK Neal (CAN)

BIH - Bosnia and Herzegovina															
No.	Name	Pos.	Line-up					Points by Set					Pts		
			1	2	3	4	5	1	2	3	4	5			
1	GODINJAK	L	L	L	L	L									
2	MANKO	O	3	2	3	2	4	1	1						6
3	CRNOBRNJA	OH	7	7	4	3	1	1	2	1					5
4	SEHIC	O			11	5			2						2
5	MEDIC	MB													
6	DURAN	OH	2	1	2	1	4	6	1	1					12
7	CANCAR	MB	4	3			3	1							4
8	HAMZIC	O													
9	DJINO	OH			10	10									
10	ALIBASIC	O	5	4	5	4	4	1	2						7
11	DELALIC (c)	S	6	5	6					1					1
12	JUSUFOVIC	MB	1	6	1	6	4	5	2	5					16
Head Coach:		MAHMUTOVIC Ifet													
Assistant Coach:		MEHMEDOVIC Ejub / SALKIC Nedzad													
Doctor:		MUFTIC Mirsad													
Physiotherapist		RANDELOVIC Miodrag													

IRI - Islamic Republic of Iran															
No.	Name	Pos.	Line-up					Points by Set					Pts		
			1	2	3	4	5	1	2	3	4	5			
1	H. ABBASI	L													
2	M. MEHRZAD	O	5	4	5	4	5	10	7	5					27
3	M. ALIPOUR	O	4	3	4	3	1	2	2	4					9
4	D. ALIPOURIAN (c)	O	3	2	3	2	4	5	1	3					13
5	M. HAJIBABAEI	S													
6	M. NEMATI	O	2												
7	S. BIGDELI	MB	1	6	1	6	2	1	3	2					8
8	M. LASHKARI	S													
9	H. GOLESTANI	MB	2	1	2	1	4	5	7	5					21
10	I. ZIRAH	MB	7	2	2										
11	R. SALEHI	L	L	L	L	L									
12	M. BABADI	S	6	5	6	5	3		2	2					7
Head Coach:		REZAEIGARKANI Hadi													
Assistant Coach:		EIMERY Jalil													
Doctor:		BARATI Amirhossein													
Physiotherapist		SOKHANGUEI Yahya													

TEAM AND PLAYER PERFORMANCES

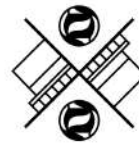
Won	Total Atts	No. Name	Scoring Skills	Won	Total Atts	No. Name
33	125	Total Team	Attack	64	176	Total Team
10	29	12 JUSUFOVIC Ermin		25	43	2 MEHRZADSELAJKANI Morteza
10	40	6 DURAN Mirzet		13	36	9 GOLESTANI Hossein
5	24	10 ALIBASIC Safet		8	20	4 ALIPOURIAN Davoud
19	109	Total Team	Block	10	70	Total Team
6	21	12 JUSUFOVIC Ermin		3	21	4 ALIPOURIAN Davoud
4	19	2 MANKO Adnan		2	9	9 GOLESTANI Hossein
2	15	7 CANCAR Nizam	2	12	12 BABADI Mahdi	
1	84	Total Team	Serve	11	101	Total Team
1	14	2 MANKO Adnan		6	17	9 GOLESTANI Hossein
				2	21	4 ALIPOURIAN Davoud
30		Total Team	Opponent Error	17		Total Team
83	318	Total Team		102	347	Total Team

16	64	12 JUSUFOVIC Ermin	Best Scorer	27	64	2 MEHRZADSELAJKANI Morteza
----	----	--------------------	-------------	----	----	----------------------------

66km/h	12 JUSUFOVIC Ermin	Fastest Serve	73km/h	3 ALI POUR Meisam
--------	--------------------	---------------	--------	-------------------

Legend:

(c)	Captain	Atts	Attempts	L	Libero	L	Substitute Libero
MB	Middle Blocker	n	Starting line-up where n = starting position on court (i.e. positions 1 to 6)	No.	Shirt number	O	Opposite
nn	Substitute where nn = Shirt number of outgoing player	Pos.	Playing position	Pts	Points scored	S	Setter
OH	Outside Hitter						



**Match Results**  
Résultats du match

Match 17

**GER vs EGY**  
2 3

**Match Duration: 2h 13min**  
**Spectators: 3,910**

Team	Sets	1	2	3	4	5	Total
GER	2	22	25	23	25	10	105
EGY	3	25	23	25	23	15	111
	<b>Playing Time</b>	23min	29min	26min	27min	15min	2h 0min

1st Referee: KUZMANOVIC Slavisa (BIH)

2nd Referee: MEIJER Benno (NED)

GER - Germany													
No.	Name	Pos.	Line-up					Points by Set					Pts
			1	2	3	4	5	1	2	3	4	5	
1	SCHIFFLER	O	10	2	2	9	9	1	1	2	1	5	
3	RENGER	S	5	5	12	5	5	1	2	5	2	10	
4	WIESENTHAL	S	3	3	3	3	3	3	3	2	3	14	
5	HAEHNLEIN	L	L	L	L	L							
6	ALBRECHT	OH	4	4	4	4	4	3	4	4	2	17	
7	SINGER	MB											
9	SCHRAPP (c)	O	6	6	6	6	6	1	1	2	3	7	
10	TONLEU	OH	2	9	9	2	2	2	3	1	3	9	
11	SCHIWY	OH	14	14	14					1		1	
12	TIGLER	S		3	5	3							
14	SCHIEWE	S	1	1	1	1	1	4	1	1		6	
15	FISCHER	OH											
<b>Head Coach:</b>		HERZOG Christoph											
<b>Assistant Coach:</b>		THOMAS Norman / ORMINDELLI Fabio (ITA)											
<b>Doctor:</b>		RUETZ Axel											
<b>Physiotherapist</b>		STABLEIN Nicole											

EGY - Egypt													
No.	Name	Pos.	Line-up					Points by Set					Pts
			1	2	3	4	5	1	2	3	4	5	
1	ELSHWIKH (c)	OH	1	2	1	7	4	2	2	4	5	1	14
2	ELSOUDANY	OH											
4	ABDALLA	MB	5	6	5	6	2	3	3	1	1	8	
6	KHAMIS	MB	6	1	6	1	3	2	2	4	1	4	13
7	AMER	OH		4			2						
8	MASSOUD	S		12									
9	SAAD MOUSSA	OH	4	5	4	5	1	2	4	5	4	4	19
10	AHMED ABDELLATIF	L	L	L	L	L							
11	ABDO	S											
12	ABOUELYAZEID	MB	3	4	3	4	6	3	3	4	2	12	
13	ZIKRY	MB			4	14					1	1	
14	ABOUELKHIR	OH	2	3	2	3	5	2	5	3	1	2	13
<b>Head Coach:</b>		ELAFIFI Ayman											
<b>Assistant Coach:</b>		MOHAMED Adel											
<b>Doctor:</b>		ELSABBAHY Loay											

**TEAM AND PLAYER PERFORMANCES**

Won	Total Atts	No. Name
<b>53</b>	<b>173</b>	<b>Total Team</b>
15	48	6 ALBRECHT Dominik
11	36	4 WIESENTHAL Heiko
8	19	3 RENGER Thomas
<b>13</b>	<b>87</b>	<b>Total Team</b>
3	10	10 TONLEU Francis
3	15	14 SCHIEWE Torben
2	5	6 ALBRECHT Dominik
<b>3</b>	<b>105</b>	<b>Total Team</b>
1	10	3 RENGER Thomas
1	20	4 WIESENTHAL Heiko
1	24	14 SCHIEWE Torben
<b>36</b>		<b>Total Team</b>
<b>105</b>	<b>365</b>	<b>Total Team</b>

Scoring Skills
<b>Attack</b>
<b>Block</b>
<b>Serve</b>
<b>Opponent Error</b>
<b>Total</b>

Won	Total Atts	No. Name
<b>65</b>	<b>192</b>	<b>Total Team</b>
16	46	9 SAAD MOUSSA Elsayed Moussa
12	36	12 ABOUELYAZEID Mohamed
11	32	1 ELSHWIKH Hesham
<b>8</b>	<b>68</b>	<b>Total Team</b>
2	13	6 KHAMIS Ahmed Mohamed Soliman
2	11	9 SAAD MOUSSA Elsayed Moussa
1	6	13 ZIKRY Ahmed
<b>7</b>	<b>110</b>	<b>Total Team</b>
2	23	6 KHAMIS Ahmed Mohamed Soliman
2	15	14 ABOUELKHIR Metawa
2	23	1 ELSHWIKH Hesham
<b>31</b>		<b>Total Team</b>
<b>111</b>	<b>370</b>	<b>Total Team</b>

17	71	6 ALBRECHT Dominik
----	----	--------------------

**Best Scorer**

19	72	9 SAAD MOUSSA Elsayed Moussa
----	----	------------------------------

53km/h	1	SCHIFFLER Alexander
--------	---	---------------------

**Fastest Serve**

68km/h	1	ELSHWIKH Hesham
--------	---	-----------------

<b>Legend:</b>	(c) Captain	<b>Atts</b> Attempts	<b>L</b> Libero	<b>L</b> Substitute Libero
<b>MB</b> Middle Blocker	<b>n</b> Starting line-up where n = starting position on court (i.e. positions 1 to 6)	<b>No.</b> Shirt number	<b>O</b> Opposite	<b>S</b> Setter
<b>nn</b> Substitute where nn = Shirt number of outgoing player	<b>Pos.</b> Playing position	<b>Pts</b> Points scored		
<b>OH</b> Outside Hitter				



Match Results  
Résultats du match

Match 15

BIH vs GER  
3 0

Match Duration: 1h 17min  
Spectators: 3,216

Team	Sets	1	2	3	Total
BIH	3	25	25	31	81
GER	0	23	6	29	58
Playing Time		23min	15min	31min	1h 9min

1st Referee: MEIJER Benno (NED)

2nd Referee: RAKHMETOV Ayan (KAZ)

BIH - Bosnia and Herzegovina															
No.	Name	Pos.	Line-up					Points by Set					Pts		
			1	2	3	4	5	1	2	3	4	5			
1	GODINJAK	L	L	L	L										
2	MANKO	O	2	3	2		4	2	1						7
3	CRNOBRNJA	OH	10												
4	SEHIC	L													
5	MEDIC	MB													
6	DURAN	OH	1	2	1		4	8	5						17
7	CANCAR	MB	6	1	6		4	2	2						8
8	HAMZIC	O				7									
9	DJINO	OH													
10	ALIBASIC	O	4	5	4			5	8						13
11	DELALIC (c)	S	5	6	5		2		2						4
12	JUSUFOVIC	MB	3	4	3		3	3	4						10
Head Coach:		MAHMUTOVIC Ifet													
Assistant Coach:		MEHMEDOVIC Ejub / SALKIC Nedzad													
Doctor:		MUFTIC Mirsad													
Physiotherapist		RANDELOVIC Miodrag													

GER - Germany															
No.	Name	Pos.	Line-up					Points by Set					Pts		
			1	2	3	4	5	1	2	3	4	5			
1	SCHIFFLER	O	9		6						4				4
3	RENGER	S	5	6	5		3								3
4	WIESENTHAL	S	3	4	3		3	1	6						10
5	HAEHNLEIN	L	L	L	L										
6	ALBRECHT	OH	6	1	3		7	2							9
7	SINGER	MB	6				1								1
9	SCHRAPP (c)	O	2	3	2		1	2							3
10	TONLEU	OH	4	5	4		3	1	6						10
11	SCHIWY	OH	6												
12	TIGLER	S		3	4										
14	SCHIEWE	S	1	2	1		2		1						3
15	FISCHER	OH													
Head Coach:		HERZOG Christoph													
Assistant Coach:		THOMAS Norman / ORMINDELLI Fabio (ITA)													
Doctor:		RUETZ Axel													
Physiotherapist		STABLEIN Nicole													

TEAM AND PLAYER PERFORMANCES

Won	Total Atts	No. Name	Scoring Skills	Won	Total Atts	No. Name
40	104	Total Team	Attack	35	115	Total Team
12	28	10 ALIBASIC Safet		9	26	10 TONLEU Francis
9	20	12 JUSUFOVIC Ermin		7	21	4 WIESENTHAL Heiko
6	14	7 CANCAR Nizam		6	15	6 ALBRECHT Dominik
12	60	Total Team	Block	3	52	Total Team
5	9	6 DURAN Mirzet		1	9	10 TONLEU Francis
2	15	7 CANCAR Nizam		1	10	4 WIESENTHAL Heiko
2	7	2 MANKO Adnan	1	7	14 SCHIEWE Torben	
7	80	Total Team	Serve	5	59	Total Team
6	24	6 DURAN Mirzet		3	9	6 ALBRECHT Dominik
1	11	2 MANKO Adnan		2	15	4 WIESENTHAL Heiko
22		Total Team	Opponent Error	15		Total Team
81	244	Total Team		Total	58	226

17	54	6 DURAN Mirzet	Best Scorer	10	41	10 TONLEU Francis
83km/h		7 CANCAR Nizam	Fastest Serve	80km/h		6 ALBRECHT Dominik

Legend:					
(c)	Captain	Atts	Attempts	L	Libero
MB	Middle Blocker	n	Starting line-up where n = starting position on court (i.e. positions 1 to 6)	L	Substitute Libero
nn	Substitute where nn = Shirt number of outgoing player	No.	Shirt number	O	Opposite
OH	Outside Hitter	Pos.	Playing position	S	Setter



Match Results  
Résultats du match

Match 16

IRI vs EGY  
3 1

Match Duration: 1h 22min  
Spectators: 3,216

Team	Sets	1	2	3	4	Total
IRI	3	25	25	20	25	95
EGY	1	14	15	25	8	62
	Playing Time	17min	18min	21min	17min	1h 13min

1st Referee: KONOWALYK Neal (CAN)

2nd Referee: SHANISHAH Khalid (LBA)

IRI - Islamic Republic of Iran															
No.	Name	Pos.	Line-up					Points by Set					Pts		
			1	2	3	4	5	1	2	3	4	5			
1	H. ABBASI	S			10										
2	M. MEHRZAD	O	4			4	5	5	2	6					13
3	M. ALIPOUR	O	3	2	3	4		4	4	6	7				21
4	D. ALIPOURIAN (c)	O	2	1	2	3		2	7	1	5				15
5	M. HAJIBABAEI	S			12										
6	M. NEMATI	O			9										
7	S. BIGDELI	MB	6	5	6	1		3	2	2	3				10
8	M. LASHKARI	S													
9	H. GOLESTANI	MB	1	6	1	2		3	2	1	3				9
10	I. ZIRAH	MB	2	3	2			2	2						4
11	R. SALEHI	L	L	L	L	L									
12	M. BABADI	S	5	4	5	6		3	2	1					6
Head Coach:		REZAEIGARKANI Hadi													
Assistant Coach:		EIMERY Jalil													
Doctor:		BARATI Amirhossein													
Physiotherapist:		SOKHANGUEI Yahya													

EGY - Egypt															
No.	Name	Pos.	Line-up					Points by Set					Pts		
			1	2	3	4	5	1	2	3	4	5			
1	ELSHWIKH (c)	OH	4	5	4			2	2	2					6
2	ELSOUDANY	OH				4									
4	ABDALLA	MB	5	6	5	5		1	2	2					5
6	KHAMIS	MB	3	4	3	3		1	1	2	1				5
7	AMER	OH			2	6				2	1				3
8	MASSOUD	S													
9	SAAD MOUSSA	OH	1	2	1	1		5	2	2	1				10
10	AHMED ABDELLATIF	L	L	L	L	L									
11	ABDO	S	2		12	2		1		2					3
12	ABOUELYAZEID	MB	6	1	6			1	1						2
13	ZIKRY	MB		3		9					1				1
14	ABOUELKHIR	OH			1	4					8	2			10
Head Coach:		ELAFIFI Ayman													
Assistant Coach:		MOHAMED Adel													
Doctor:		ELSABBAHY Loay													

TEAM AND PLAYER PERFORMANCES

Won	Total Atts	No. Name	Scoring Skills	Won	Total Atts	No. Name
59	126	<b>Total Team</b>	Attack	27	96	<b>Total Team</b>
16	24	3 ALI POUR Meisam		6	21	9 SAAD MOUSSA Elsayed Moussa
11	17	2 MEHRZADSELAJKANI Morteza		5	9	14 ABOUELKHIR Metawa
9	15	4 ALIPOURIAN Davoud	4	17	4 ABDELAZIZ ABDALLA Ashraf Zaghloul	
8	42	<b>Total Team</b>	Block	14	75	<b>Total Team</b>
2	3	2 MEHRZADSELAJKANI Morteza		5	10	14 ABOUELKHIR Metawa
2	12	7 BIGDELI Sadegh		2	9	9 SAAD MOUSSA Elsayed Moussa
1	4	12 BABADI Mahdi	2	8	12 ABOUELYAZEID Mohamed	
11	94	<b>Total Team</b>	Serve	4	63	<b>Total Team</b>
5	23	4 ALIPOURIAN Davoud		2	11	9 SAAD MOUSSA Elsayed Moussa
4	19	3 ALI POUR Meisam		1	10	7 FADL Ahmed Mohamed
1	16	7 BIGDELI Sadegh	1	7	1 ELSHWIKH Hesham	
17		<b>Total Team</b>	Opponent Error	17		<b>Total Team</b>
95	262	<b>Total Team</b>		Total	62	234

21	51	3 ALI POUR Meisam
----	----	-------------------

Best Scorer

10	23	14 ABOUELKHIR Metawa
----	----	----------------------

73km/h	3 ALI POUR Meisam
--------	-------------------

Fastest Serve

69km/h	11 ABDO Zakareia
--------	------------------

<b>Legend:</b>	(c) Captain	Atts Attempts	L Libero	L Substitute Libero
MB Middle Blocker	nn Substitute where nn = Shirt number of outgoing player	Pos. Playing position	No. Shirt number	O Opposite
OH Outside Hitter			Pts Points scored	S Setter



### Match Results

Résultats du match

Match 14

**KAZ vs BRA**  
**3 vs 0**

Match Duration: 1h 13min

Spectators: 1,570

Team	Sets	1	2	3	Total
KAZ	3	25	25	25	75
BRA	0	19	18	19	56
Playing Time		21min	22min	22min	1h 5min

1st Referee: PLESNIK Spela (SLO)

2nd Referee: MEIJER Benno (NED)

KAZ - Kazakhstan														
No.	Name	Pos.	Line-up					Points by Set					Pts	
			1	2	3	4	5	1	2	3	4	5		
2	TAZHIKOV	L												
4	SARTAYEV (c)	S	3	4	3			1	3	3				7
5	NAMURATOV	OH	2	3	2			4	4	3				11
6	SHIKIBAYEV	MB												
8	MUKANBETKALIYEV	OH	15		11									
10	IZMAGANBETOV	OH	18					2						2
11	SUIEUOV	S	6	1	6			2	3	2				7
13	BITEMIROV	OH	4	5	4			2	3	6				11
14	MEDEUOV	L	L	L	L									
15	KASKABAYEV	OH	1	2	1			4	4	2				10
18	ALTAYEV	MB	5	6	19					2	2			4
19	ABDIBEK	OH			5									
Head Coach:		TAKHAUOV Bauyrzhan												
Assistant Coach:		MATEUOV Yernar / KARATAYEV Turlan												
Doctor:		NURMAKHANOV Azamat												
Therapist:		ZULKHARNAY Berik												

BRA - Brazil														
No.	Name	Pos.	Line-up					Points by Set					Pts	
			1	2	3	4	5	1	2	3	4	5		
2	LEVI	MB												
5	THIAGO	OH	4	3	3			4	4	4				12
6	WITKOVSKI	OH	1	6	6			2	2					4
7	FABIANO	MB	2	1	1			4	3	3				10
8	DANI	OH	3	2										
9	MARCIO	OH	11	4	4			1	2	2				5
10	RENATO (c)	OH	6	5	2				1	1				2
11	WESCLEY	MB	5		9					2				2
12	DIOGO	OH			6					1				1
14	ANDERSON	MB												
17	RAYSSON	L	L	L	L									
19	WELLINGTON	OH	8	8	5			2		2				4
Head Coach:		GUEDES Jose												
Assistant Coach:		RIJO Paulo												
Doctor:		MORAIS Leonardo												
Physiotherapist:		ALVARENGA Pedro												
Statistician:		CURUPANA Ubiratan												

### TEAM AND PLAYER PERFORMANCES

Won	Total Atts	No. Name
<b>38</b>	<b>107</b>	<b>Total Team</b>
8	22	15 KASKABAYEV Erik
8	24	5 NAMURATOV Perdebay
7	14	11 SUIEUOV Zhangali
<b>4</b>	<b>38</b>	<b>Total Team</b>
1	4	4 SARTAYEV Bauyrzhan
1	4	15 KASKABAYEV Erik
1	6	18 ALTAYEV Yerbolat
<b>10</b>	<b>74</b>	<b>Total Team</b>
4	13	13 BITEMIROV Yerlan
3	18	4 SARTAYEV Bauyrzhan
2	16	5 NAMURATOV Perdebay
<b>23</b>	<b>Total Team</b>	
<b>75</b>	<b>219</b>	<b>Total Team</b>

Scoring Skills
<b>Attack</b>
<b>Block</b>
<b>Serve</b>
<b>Opponent Error</b>
<b>Total</b>

Won	Total Atts	No. Name
<b>32</b>	<b>92</b>	<b>Total Team</b>
10	24	5 COSTA dos SANTOS ROCHA Thiago
9	16	7 de OLIVEIRA Luis Fabiano
5	13	9 BORGES dos SANTOS Marcio
<b>5</b>	<b>47</b>	<b>Total Team</b>
2	8	19 ANUNCIACAO da Wellington
2	5	5 COSTA dos SANTOS ROCHA Thiago
1	6	11 OLIVEIRA de Wescley
<b>3</b>	<b>57</b>	<b>Total Team</b>
1	4	11 OLIVEIRA de Wescley
1	10	7 de OLIVEIRA Luis Fabiano
1	6	6 PEREIRA WITKOVSKI Alex
<b>16</b>	<b>Total Team</b>	
<b>56</b>	<b>196</b>	<b>Total Team</b>

11	34	13 BITEMIROV Yerlan
----	----	---------------------

Best Scorer

12	40	5 COSTA dos SANTOS ROCHA Thiago
----	----	---------------------------------

67km/h	15 KASKABAYEV Erik
--------	--------------------

Fastest Serve

58km/h	6 PEREIRA WITKOVSKI Alex
--------	--------------------------

<b>Legend:</b>	(c) Captain	Atts Attempts	L Libero	L Substitute Libero
MB Middle Blocker	nn Substitute where nn = Shirt number of outgoing player	n Starting line-up where n = starting position on court (i.e. positions 1 to 6)	No. Shirt number	O Opposite
OH Outside Hitter	Pos. Playing position	Pts Points scored	S Setter	



### Match Results

Résultats du match

Match 13

FRA vs UKR  
0 3

Match Duration: 1h 4min

Spectators: 2,583

Team	Sets	1	2	3	Total
FRA	0	16	11	18	45
UKR	3	25	25	25	75
	Playing Time	19min	16min	21min	56min

1st Referee: NAVIDINO Mahdi (IRI)

2nd Referee: BASIC Mirza (BIH)

FRA - France															
No.	Name	Pos.	Line-up					Points by Set					Pts		
			1	2	3	4	5	1	2	3	4	5			
2	BAH	S			15						1				1
3	LARONCE	MB			16										
5	CHAHBOUNE	L	L	L											
8	JAGU	OH		11	11										
9	RAMBEAU	OH	2	1			2	1							3
11	GUIHENEUF	S	1	6	1					2					2
13	TROUSSARD	MB		16	2										
14	LACROIX-DESMAZES (c)	S	4	3	4		1	1	2						4
15	WOLNIEWICZ	MB	6	5	6		2	2							4
16	LEFRANCOIS	OH	5	4	5		1	3	4						8
17	ROGET	OH	3	2	3		2	2	2						6
18	PILLERAULT	OH													
Head Coach:		DUVIVIER Dominique													
Assistant Coach:		HIPPOLYTE Thierry / BERNOU Chrystel													
Physiotherapist:		ARISS Sarah													
Statistician:		COSTE Jordane													

UKR - Ukraine															
No.	Name	Pos.	Line-up					Points by Set					Pts		
			1	2	3	4	5	1	2	3	4	5			
1	HORYAKIN	OH	3		3					1	1				2
2	KORINETS	S	17	3	1					2					2
4	SIKALSKYI	O	13												
5	BYTCHENKO (c)	OH	5	4	5		6	4	8						18
7	PETRENCHUK	S	1	6	4		1	4	4						9
8	PRYSHCHEPA R.	OH	2	1	2		4	2	2						8
9	PRYSHCHEPA A.	O			17				3						3
10	KOVALCHUK	L	L	L											
11	DRAPAK	OH	7												
13	MELNYK	O	6	5	6		3	3	1						7
14	ANDRUSENKO	O			8										
17	KHARLAMOV	S	4	2	2		1	1	3						5
Head Coach:		MYKHLYK Pavlo													
Assistant Coach:		OVCHARUK Serhiy / ALFOROV Artem													
Doctor:		ALFOROVA Hanna													

### TEAM AND PLAYER PERFORMANCES

Won	Total Atts	No. Name	Scoring Skills	Won	Total Atts	No. Name
21	87	<b>Total Team</b>	<b>Attack</b>	32	86	<b>Total Team</b>
8	24	16 LEFRANCOIS Thibaud		10	18	5 BYTCHENKO Denys
4	16	17 ROGET Damien		6	17	13 MELNYK Dmytro
4	15	14 LACROIX-DESMAZES Benjamin		5	12	7 PETRENCHUK Maksym
4	43	<b>Total Team</b>	<b>Block</b>	14	44	<b>Total Team</b>
2	15	15 WOLNIEWICZ Romain		5	10	5 BYTCHENKO Denys
1	5	17 ROGET Damien		2	5	17 KHARLAMOV Oleksii
1	5	11 GUIHENEUF Gildas	2	8	7 PETRENCHUK Maksym	
3	47	<b>Total Team</b>	<b>Serve</b>	8	73	<b>Total Team</b>
1	2	2 BAH Mamadou		3	14	5 BYTCHENKO Denys
1	11	17 ROGET Damien		2	17	7 PETRENCHUK Maksym
1	6	9 RAMBEAU Jean-Christophe	2	9	8 PRYSHCHEPA Roman	
17		<b>Total Team</b>	<b>Opponent Error</b>	21		<b>Total Team</b>
45	177	<b>Total Team</b>		<b>Total</b>	75	203

8	32	16 LEFRANCOIS Thibaud
---	----	-----------------------

**Best Scorer**

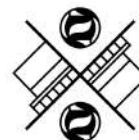
18	42	5 BYTCHENKO Denys
----	----	-------------------

54km/h	9 RAMBEAU Jean-Christophe
--------	---------------------------

**Fastest Serve**

79km/h	5 BYTCHENKO Denys
--------	-------------------

<b>Legend:</b>	(c) Captain	Atts Attempts	L Libero	L Substitute Libero
MB Middle Blocker	nn Substitute where nn = Shirt number of outgoing player	n Starting line-up where n = starting position on court (i.e. positions 1 to 6)	No. Shirt number	O Opposite
OH Outside Hitter	Pos. Playing position		Pts Points scored	S Setter



### Competition Summary - Preliminary Round

Résumé de la compétition - tour préliminaire

As of TUE 3 SEP 2024

Pool A				Points per Set					Total Points	Match Duration	Spectators
Match	Date	Teams	Sets	1	2	3	4	5			
1	THU 29 AUG	EGY vs BIH	1 - 3	28 - 26	19 - 25	23 - 25	23 - 25		93 - 101	2h 3min	3,306
2	THU 29 AUG	FRA vs KAZ	0 - 3	7 - 25	20 - 25	7 - 25			34 - 75	56min	4,072
5	SAT 31 AUG	KAZ vs BIH	2 - 3	24 - 26	13 - 25	25 - 14	25 - 21	8 - 15	95 - 101	2h 0min	3,851
6	SAT 31 AUG	FRA vs EGY	0 - 3	11 - 25	3 - 25	12 - 25			26 - 75	56min	3,872
9	MON 2 SEP	EGY vs KAZ	3 - 1	25 - 21	25 - 23	16 - 25	25 - 18		91 - 87	1h 43min	1,835
10	MON 2 SEP	BIH vs FRA	3 - 0	25 - 12	25 - 13	25 - 15			75 - 40	1h 4min	2,338

Pool B				Points per Set					Total Points	Match Duration	Spectators
Match	Date	Teams	Sets	1	2	3	4	5			
3	FRI 30 AUG	IRI vs UKR	3 - 0	25 - 13	25 - 12	25 - 18			75 - 43	1h 1min	2,833
4	FRI 30 AUG	BRA vs GER	0 - 3	16 - 25	29 - 31	19 - 25			64 - 81	1h 22min	3,752
7	SUN 1 SEP	IRI vs BRA	3 - 0	25 - 12	25 - 13	25 - 19			75 - 44	1h 2min	3,860
8	SUN 1 SEP	UKR vs GER	1 - 3	14 - 25	25 - 22	17 - 25	18 - 25		74 - 97	1h 34min	3,874
11	TUE 3 SEP	GER vs IRI	0 - 3	16 - 25	13 - 25	16 - 25			45 - 75	54min	2,575
12	TUE 3 SEP	BRA vs UKR	3 - 1	25 - 17	25 - 22	22 - 25	25 - 20		97 - 84	1h 39min	2,377

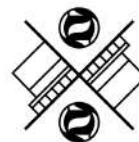
Statistics of	Average match duration	Average spectators	Total spectators
Preliminary Round	1h 21min	3,212	38,545

Pool A																		
Rank	Team	Matches			Results Details						Points	Sets			Points			
		Played	Won	Lost	3-0	3-1	3-2	2-3	1-3	0-3		Won	Lost	Ratio	Won	Lost	Ratio	
1	BIH	3	3	0	1	1	1				8	9	3	3.000	277	228	1.215	Q
2	EGY	3	2	1	1	1			1		6	7	4	1.750	259	214	1.210	Q
3	KAZ	3	1	2	1			1	1		4	6	6	1.000	257	226	1.137	
4	FRA	3	0	3						3	0	0	9	0.000	100	225	0.444	

Pool B																		
Rank	Team	Matches			Results Details						Points	Sets			Points			
		Played	Won	Lost	3-0	3-1	3-2	2-3	1-3	0-3		Won	Lost	Ratio	Won	Lost	Ratio	
1	IRI	3	3	0	3						9	9	0	MAX	225	132	1.705	Q
2	GER	3	2	1	1	1				1	6	6	4	1.500	223	213	1.047	Q
3	BRA	3	1	2		1				2	3	3	7	0.429	205	240	0.854	
4	UKR	3	0	3					2	1	0	2	9	0.222	201	269	0.747	

<b>Legend:</b>	<b>MAX</b> Ratio with no points or sets lost	<b>Q</b> Qualified	<b>Ratio</b> Ratio of points or sets won/lost
----------------	--	--------------------	---





**REVISED**  
29 AUG 21:58

**Match Results**  
Résultats du match

Match 1

**EGY vs BIH**  
1 3

**Match Duration: 2h 3min**  
**Spectators: 3,306**

Team	Sets	1	2	3	4	Total
EGY	1	28	19	23	23	93
BIH	3	26	25	25	25	101
	<b>Playing Time</b>	30min	25min	29min	28min	1h 52min

1st Referee: FERREIRA CALADO Andre (BRA)

2nd Referee: NAVIDINO Mahdi (IRI)

EGY - Egypt													
No.	Name	Pos.	Line-up					Points by Set					Pts
			1	2	3	4	5	1	2	3	4	5	
1	ELSHWIKH (c)	OH	4	4	4	4	5	7	8	4	24		
2	ELSOUDANY	OH											
4	ABDALLA	MB	2	2	2	3	4	1	1	1	7		
6	KHAMIS	MB	3	3	3	5	4		1	3	8		
7	AMER	OH	4			9				2	2		
8	MASSOUD	S			9	12							
9	SAAD MOUSSA	OH	1	1	1	1	3		5	3	11		
10	AHMED ABDELLATIF	L	L	L	L	L							
11	ABDO	S											
12	ABOUELYAZEID	MB	6	6	6	2	4	4	2	2	12		
13	ZIKRY	MB			5	6			1	2	3		
14	ABOUELKHIR	OH	5	5			2	1			3		
<b>Head Coach:</b>			ELAFIFI Ayman										
<b>Assistant Coach:</b>			MOHAMED Adel										

BIH - Bosnia and Herzegovina													
No.	Name	Pos.	Line-up					Points by Set					Pts
			1	2	3	4	5	1	2	3	4	5	
1	GODINJAK	L	L	L	L	L							
2	MANKO	O	2	2	3	2				6	3	2	11
3	CRNOBRNJA	OH			10								
4	SEHC	O		11						1			1
5	MEDIC	MB											
6	DURAN	OH	1	1	2	1	8	4	4	5	21		
7	CANCAR	MB	3	3	4	3	3	3	2	2	10		
8	HAMZIC	O	10	7	7	7				2	1	3	
9	DJINO	OH											
10	ALIBASIC	O	4	4	5	4	6	3	1	6	16		
11	DELALIC (c)	S	5	5	6	5				2		2	
12	JUSUFOVIC	MB	6	6	1	6	2	4	7	2	15		
<b>Head Coach:</b>			MAHMUTOVIC Ifet										
<b>Assistant Coach:</b>			MEHMEDOVIC Ejub / SALKIC Nedžad										
<b>Physiotherapist</b>			RANDELOVIC Miodrag										

**TEAM AND PLAYER PERFORMANCES**

Won	Total Atts	No. Name
<b>47</b>	<b>166</b>	<b>Total Team</b>
17	48	1 ELSHWIKH Hesham
9	44	9 SAAD MOUSSA Elsayed Moussa
6	26	12 ABOUELYAZEID Mohamed
<b>16</b>	<b>98</b>	<b>Total Team</b>
6	36	12 ABOUELYAZEID Mohamed
4	18	6 KHAMIS Ahmed Mohamed Soliman
2	10	1 ELSHWIKH Hesham
<b>7</b>	<b>94</b>	<b>Total Team</b>
5	20	1 ELSHWIKH Hesham
2	19	4 ABDELAZIZ ABDALLA Ashraf Zaghloul
<b>23</b>		<b>Total Team</b>
<b>93</b>	<b>358</b>	<b>Total Team</b>

Scoring Skills
<b>Attack</b>
<b>Block</b>
<b>Serve</b>
<b>Opponent Error</b>
<b>Total</b>

Won	Total Atts	No. Name
<b>55</b>	<b>159</b>	<b>Total Team</b>
18	46	6 DURAN Mirzet
13	34	10 ALIBASIC Safet
10	24	12 JUSUFOVIC Ermin
<b>18</b>	<b>92</b>	<b>Total Team</b>
4	18	12 JUSUFOVIC Ermin
4	19	2 MANKO Adnan
3	13	10 ALIBASIC Safet
<b>6</b>	<b>100</b>	<b>Total Team</b>
3	20	6 DURAN Mirzet
2	15	7 CANCAR Nizam
1	18	12 JUSUFOVIC Ermin
<b>22</b>		<b>Total Team</b>
<b>101</b>	<b>351</b>	<b>Total Team</b>

<b>24</b>	<b>78</b>	1 ELSHWIKH Hesham
-----------	-----------	-------------------

<b>Best Scorer</b>
--------------------

<b>21</b>	<b>77</b>	6 DURAN Mirzet
-----------	-----------	----------------

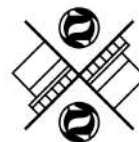
<b>68km/h</b>	1 ELSHWIKH Hesham
---------------	-------------------

<b>Fastest Serve</b>
----------------------

<b>62km/h</b>	7 CANCAR Nizam
---------------	----------------

<b>Legend:</b>	(c) Captain	<b>Atts</b> Attempts	L Libero	L Substitute Libero
<b>MB</b> Middle Blocker	<b>n</b> Starting line-up where n = starting position on court (i.e. positions 1 to 6)	<b>No.</b> Shirt number	<b>O</b> Opposite	<b>S</b> Setter
<b>nn</b> Substitute where nn = Shirt number of outgoing player	<b>Pos.</b> Playing position	<b>Pts</b> Points scored		
<b>OH</b> Outside Hitter				

**REVISED** Spectator number changed.



**REVISED**  
29 AUG 22:00

Match 2

**Match Results**  
Résultats du match

**FRA vs KAZ**  
0 3

**Match Duration: 56min**  
**Spectators: 4,072**

Team	Sets	1	2	3	Total
<b>FRA</b>	<b>0</b>	7	20	7	34
<b>KAZ</b>	<b>3</b>	25	25	25	75
<b>Playing Time</b>		14min	20min	16min	50min

1st Referee: SHANISHAH Khalid (LBA)

2nd Referee: BASIC Mirza (BIH)

FRA - France														
No.	Name	Pos.	Line-up					Points by Set					Pts	
			1	2	3	4	5	1	2	3	4	5		
2	BAH	S												
3	LARONCE	MB				9								
5	CHAHBOUNE	L	L	L	L									
8	JAGU	OH				11								
9	RAMBEAU	OH	5	18	1		1	1						2
11	GUIHENEUF	S	3	3	3		1	2						3
13	TROUSSARD	MB	6	4	4			2	1					3
14	LACROIX-DESMAZES (c)	S	13	13	16									
15	WOLNIEWICZ	MB	4	2	2		1	2	1					4
16	LEFRANCOIS	OH	2	6	6		1	1						2
17	ROGET	OH	18	5	5			7	1					8
18	PILLERAULT	OH	1	1	13		1	1						2
<b>Head Coach:</b>			DUVIVIER Dominique											
<b>Assistant Coach:</b>			HIPPOLYTE Thierry / BERNOU Chrystel											
<b>Physiotherapist:</b>			ARISS Sarah											
<b>Statistician:</b>			COSTE Jordane											

KAZ - Kazakhstan														
No.	Name	Pos.	Line-up					Points by Set					Pts	
			1	2	3	4	5	1	2	3	4	5		
2	TAZHIKOV	L				L								
4	SARTAYEV (c)	S	3	3	3					3	1			4
5	NAMURATOV	OH	2	2	2					5	5	1		11
6	SHIKIBAYEV	MB				5					1			1
8	MUKANBETKALIYEV	OH	1		1									
10	IZMAGANBETOV	OH	8		15					1				1
11	SUIEUOV	S	6	6	6					2	1	5		8
13	BITEMIROV	OH	4	4	4					4				4
14	MEDEUOV	L	L	L	L					1				1
15	KASKABAYEV	OH	5	1	5					6	4	4		14
18	ALTAYEV	MB		5	8						4	7		11
19	ABDIBEK	OH	5		13					1		3		4
<b>Head Coach:</b>			TAKHAUOV Bauyrzhan											
<b>Assistant Coach:</b>			MATEUOV Yernar / KARATAYEV Turlan											
<b>Doctor:</b>			NURMAKHANOV Azamat											
<b>Therapist:</b>			ZULKHARNAY Berik											

**TEAM AND PLAYER PERFORMANCES**

Won	Total Atts	No. Name
<b>14</b>	<b>51</b>	<b>Total Team</b>
4	13	17 ROGET Damien
3	4	11 GUIHENEUF Gildas
2	5	15 WOLNIEWICZ Romain
<b>7</b>	<b>30</b>	<b>Total Team</b>
3	6	13 TROUSSARD Morgan
2	6	17 ROGET Damien
2	8	15 WOLNIEWICZ Romain
<b>3</b>	<b>36</b>	<b>Total Team</b>
2	7	17 ROGET Damien
1	5	18 PILLERAULT Benjamin
<b>10</b>		<b>Total Team</b>
<b>34</b>	<b>117</b>	<b>Total Team</b>

Scoring Skills
<b>Attack</b>
<b>Block</b>
<b>Serve</b>
<b>Opponent Error</b>
<b>Total</b>

Won	Total Atts	No. Name
<b>27</b>	<b>55</b>	<b>Total Team</b>
8	15	15 KASKABAYEV Erik
5	6	18 ALTAYEV Yerbolat
5	10	5 NAMURATOV Perdebay
<b>6</b>	<b>23</b>	<b>Total Team</b>
3	7	11 SUIEUOV Zhangali
1	1	6 SHIKIBAYEV Akylbek
1	1	15 KASKABAYEV Erik
<b>26</b>	<b>73</b>	<b>Total Team</b>
6	13	5 NAMURATOV Perdebay
5	9	18 ALTAYEV Yerbolat
5	14	15 KASKABAYEV Erik
<b>16</b>		<b>Total Team</b>
<b>75</b>	<b>151</b>	<b>Total Team</b>

8	26	17 ROGET Damien
---	----	-----------------

**Best Scorer**

14	30	15 KASKABAYEV Erik
----	----	--------------------

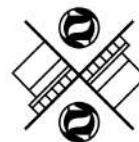
57km/h	9	RAMBEAU Jean-Christophe
--------	---	-------------------------

**Fastest Serve**

66km/h	15	KASKABAYEV Erik
--------	----	-----------------

<b>Legend:</b>					
(c) Captain	<b>Atts</b> Attempts	L Libero	L Substitute Libero		
MB Middle Blocker	n Starting line-up where n = starting position on court (i.e. positions 1 to 6)	No. Shirt number	O Opposite		
nn Substitute where nn = Shirt number of outgoing player	Pos. Playing position	Pts Points scored	S Setter		
OH Outside Hitter					

**REVISED** Spectator number changed.



Match Results  
Résultats du match

Match 5

KAZ vs BIH  
2 vs 3

Match Duration: 2h 0min  
Spectators: 3,851

Team	Sets	1	2	3	4	5	Total
KAZ	2	24	13	25	25	8	95
BIH	3	26	25	14	21	15	101
Playing Time		27min	20min	22min	25min	14min	1h 48min

1st Referee: PLESNIK Spela (SLO)

2nd Referee: RICHER Marie-Claude (CAN)

KAZ - Kazakhstan													
No.	Name	Pos.	Line-up					Points by Set					Pts
			1	2	3	4	5	1	2	3	4	5	
2	TAZHIKOV	L											
4	SARTAYEV (c)	S	3	3	3	3	3	4	1		1		6
5	NAMURATOV	OH	2	2	2	2	2	7	3	6	11	4	31
6	SHIKIBAYEV	MB											
8	MUKANBETKALIYEV	OH	18		1	18	1	2					2
10	IZMAGANBETOV	OH											
11	SUIEUOV	S		6	18		18						
13	BITEMIROV	OH	1	4	4	4	4	3	3	1	4	1	12
14	MEDEUOV	L	L	L	L	L	L						
15	KASKABAYEV	OH	4	1		1	19	1	1				2
18	ALTAYEV	MB	5	19	5	5	5	1	5	6	2		14
19	ABDIBEK	OH	6	5	6	6	6	3	4	1			8
Head Coach:			TAKHAUOV Bauyrzhan										
Assistant Coach:			MATEUOV Yernar / KARATAYEV Turlan										
Doctor:			NURMAKHANOV Azamat										
Therapist:			ZULKHARNAY Berik										

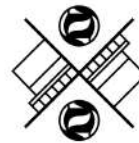
BIH - Bosnia and Herzegovina													
No.	Name	Pos.	Line-up					Points by Set					Pts
			1	2	3	4	5	1	2	3	4	5	
1	GODINJAK	L	L	L	L	L	L						
2	MANKO	O	4	5	4	5	5	1	1		3		5
3	CRNOBRNJA	OH			10	7	10				2		2
4	SEHIC	O			7								
5	MEDIC	MB											
6	DURAN	OH	3	4	3	4	4	5	6	1	5	3	20
7	CANCAR	MB	2	3	2	3	3	3	1	2	1	2	9
8	HAMZIC	O	11		11	10							
9	DJINO	OH											
10	ALIBASIC	O	6	1	6	1	1	2	3		4		9
11	DELALIC (c)	S	1	2	1	2	2	1	1				2
12	JUSUFOVIC	MB	5	6	5	6	6	2	3	2	4	1	12
Head Coach:			MAHMUTOVIC Ifet										
Assistant Coach:			MEHMEDOVIĆ Ejub / SALKIĆ Nedžad										
Physiotherapist:			RANDELOVIĆ Miodrag										

TEAM AND PLAYER PERFORMANCES

Won	Total Atts	No. Name	Scoring Skills	Won	Total Atts	No. Name
58	158	Total Team	Attack	43	123	Total Team
23	49	5 NAMURATOV Perdebay		14	23	6 DURAN Mirzet
11	32	13 BITEMIROV Yerlan		9	34	10 ALIBASIC Safet
10	27	18 ALTAYEV Yerbolat		8	19	12 JUSUFOVIC Ermin
6	53	Total Team	Block	14	86	Total Team
2	5	18 ALTAYEV Yerbolat		6	18	6 DURAN Mirzet
1	8	4 SARTAYEV Bauyrzhan		4	14	7 CANCAR Nizam
1	12	13 BITEMIROV Yerlan	3	12	12 JUSUFOVIC Ermin	
11	95	Total Team	Serve	2	101	Total Team
7	26	5 NAMURATOV Perdebay		1	10	12 JUSUFOVIC Ermin
2	17	18 ALTAYEV Yerbolat		1	27	7 CANCAR Nizam
1	8	8 MUKANBETKALIYEV Nurtau				
20		Total Team	Opponent Error	42		Total Team
95	306	Total Team	Total	101	310	Total Team

31	85	5 NAMURATOV Perdebay	Best Scorer	20	63	6 DURAN Mirzet
66km/h		5 NAMURATOV Perdebay	Fastest Serve	67km/h		12 JUSUFOVIC Ermin

Legend:					
(c)	Captain	Atts	Attempts	L	Libero
MB	Middle Blocker	n	Starting line-up where n = starting position on court (i.e. positions 1 to 6)	L	Substitute Libero
nn	Substitute where nn = Shirt number of outgoing player	No.	Shirt number	O	Opposite
OH	Outside Hitter	Pos.	Playing position	S	Setter



**Match Results**  
Résultats du match

**Match 6** **FRA vs EGY** **Match Duration: 56min**  
**0 3** **Spectators: 3,872**

Team	Sets	1	2	3	Total
<b>FRA</b>	<b>0</b>	11	3	12	26
<b>EGY</b>	<b>3</b>	25	25	25	75
<b>Playing Time</b>		17min	12min	19min	48min

**1st Referee:** FERREIRA CALADO Andre (BRA)

**2nd Referee:** KONOWALYK Neal (CAN)

FRA - France															
No.	Name	Pos.	Line-up					Points by Set					Pts		
			1	2	3	4	5	1	2	3	4	5			
2	BAH	S													
3	LARONCE	MB													
5	CHAHBOUNE	L	L	L	L										
8	JAGU	OH			9	11									
9	RAMBEAU	OH	6	1	4										
11	GUIHENEUF	S	3	4	2		2	1						3	
13	TROUSSARD	MB	4	5	18		1							1	
14	LACROIX-DESMAZES (c)	S		11	5				1					1	
15	WOLNIEWICZ	MB	2	3	6		2	2						4	
16	LEFRANCOIS	OH	1	2	9			1	3					4	
17	ROGET	OH	5	6	3		1	1	2					4	
18	PILLERAULT	OH		13	1				1					1	
<b>Head Coach:</b>			DUVIVIER Dominique												
<b>Assistant Coach:</b>			HIPPOLYTE Thierry / BERNOU Chrystel												
<b>Physiotherapist:</b>			ARISS Sarah												
<b>Statistician:</b>			COSTE Jordane												

EGY - Egypt															
No.	Name	Pos.	Line-up					Points by Set					Pts		
			1	2	3	4	5	1	2	3	4	5			
1	ELSHWIKH (c)	OH	5	5	5						3	2	4		9
2	ELSOUDANY	OH	1								1				1
4	ABDALLA	MB				9							1		1
6	KHAMIS	MB	4	4	4						4	2	6		12
7	AMER	OH	6	6							3	8			11
8	MASSOUD	S													
9	SAAD MOUSSA	OH	2	2	2						6				6
10	AHMED ABDELLATIF	L	L	L	L										
11	ABDO	S	3	3	3							1			1
12	ABOUELYAZEID	MB	1	1							5	1			6
13	ZIKRY	MB			6	1						1			1
14	ABOUELKHIR	OH				6							3		3
<b>Head Coach:</b>			ELAFIFI Ayman												
<b>Assistant Coach:</b>			MOHAMED Adel												

**TEAM AND PLAYER PERFORMANCES**

Won	Total Atts	No. Name	Scoring Skills	Won	Total Atts	No. Name
<b>12</b>	<b>74</b>	<b>Total Team</b>	<b>Attack</b>	<b>36</b>	<b>69</b>	<b>Total Team</b>
4	16	17 ROGET Damien		8	16	1 ELSHWIKH Hesham
3	15	11 GUIHENEUF Gildas		7	17	6 KHAMIS Ahmed Mohamed Soliman
2	7	16 LEFRANCOIS Thibaud		6	10	7 FADL Ahmed Mohamed
<b>4</b>	<b>35</b>	<b>Total Team</b>	<b>Block</b>	<b>9</b>	<b>35</b>	<b>Total Team</b>
3	10	15 WOLNIEWICZ Romain		5	5	7 FADL Ahmed Mohamed
1	2	16 LEFRANCOIS Thibaud		2	10	6 KHAMIS Ahmed Mohamed Soliman
<b>2</b>	<b>28</b>	<b>Total Team</b>	<b>Serve</b>	<b>6</b>	<b>73</b>	<b>Total Team</b>
1	5	16 LEFRANCOIS Thibaud		3	11	6 KHAMIS Ahmed Mohamed Soliman
1	3	14 LACROIX-DESMAZES Benjamin		1	5	2 ELSOUDANY Mohamed Hamdy
<b>8</b>		<b>Total Team</b>	<b>Opponent Error</b>	<b>24</b>		<b>Total Team</b>
<b>26</b>	<b>137</b>	<b>Total Team</b>		<b>Total</b>	<b>75</b>	<b>177</b>

<b>4</b>	<b>14</b>	16 LEFRANCOIS Thibaud	<b>Best Scorer</b>	<b>12</b>	<b>38</b>	6 KHAMIS Ahmed Mohamed Soliman
----------	-----------	-----------------------	--------------------	-----------	-----------	--------------------------------

<b>56km/h</b>	14 LACROIX-DESMAZES Benjamin	<b>Fastest Serve</b>	<b>57km/h</b>	9 SAAD MOUSSA Elsayed Moussa
---------------	------------------------------	----------------------	---------------	------------------------------

**Legend:**

(c)	Captain	Atts	Attempts	L	Libero	L	Substitute Libero
MB	Middle Blocker	n	Starting line-up where n = starting position on court (i.e. positions 1 to 6)	No.	Shirt number	O	Opposite
nn	Substitute where nn = Shirt number of outgoing player	Pos.	Playing position	Pts	Points scored	S	Setter
OH	Outside Hitter						



Match Results  
Résultats du match

Match 9

EGY vs KAZ  
3 1

Match Duration: 1h 43min  
Spectators: 1,835

Team	Sets	1	2	3	4	Total
EGY	3	25	25	16	25	91
KAZ	1	21	23	25	18	87
	Playing Time	23min	25min	22min	24min	1h 34min

1st Referee: RICHER Marie-Claude (CAN)

2nd Referee: FERREIRA CALADO Andre (BRA)

EGY - Egypt													
No.	Name	Pos.	Line-up					Points by Set					Pts
			1	2	3	4	5	1	2	3	4	5	
1	ELSHWIKH (c)	OH	5	5	5	4		3	2	2	4		11
2	ELSOUDANY	OH			12								
4	ABDALLA	MB			9								
6	KHAMIS	MB	4	4	4	3	1	2	1	2		6	
7	AMER	OH		13	14	2		1		1		2	
8	MASSOUD	S											
9	SAAD MOUSSA	OH	2	11	2	1	1		1	3		5	
10	AHMED ABDELLATIF	L	L	L	L	L							
11	ABDO	S		2									
12	ABOUELYAZEID	MB	1	1	1	6	6	5	1	3		15	
13	ZIKRY	MB	3	3	3		5	1	1			7	
14	ABOUELKHIR	OH	6	6	6	5	4		3			7	
Head Coach:		ELAFIFI Ayman											
Assistant Coach:		MOHAMED Adel											
Doctor:		ELSABBAHY Loay											

KAZ - Kazakhstan													
No.	Name	Pos.	Line-up					Points by Set					Pts
			1	2	3	4	5	1	2	3	4	5	
2	TAZHIKOV	L											
4	SARTAYEV (c)	S	3	3	6	6	2	1	2	1		6	
5	NAMURATOV	OH	2	2	5	5	5	9	10	2		26	
6	SHIKIBAYEV	MB											
8	MUKANBETKALIYEV	OH		5	2	2		4		1		5	
10	IZMAGANBETOV	OH											
11	SUIEUOV	S	19	6	3	3				1		1	
13	BITEMIROV	OH	1	4		15		1		1		2	
14	MEDEUOV	L	L	L	L	L							
15	KASKABAYEV	OH	4	1	4	4	3		3	2		8	
18	ALTAYEV	MB	5	13	1	1	4	3	4	1		12	
19	ABDIBEK	OH	6	15		8		1		4		5	
Head Coach:		TAKHAUOV Bauyrzhan											
Assistant Coach:		MATEUOV Yernar / KARATAYEV Turlan											
Doctor:		NURMAKHANOV Azamat											
Therapist:		ZULKHARNAY Berik											

TEAM AND PLAYER PERFORMANCES

Won	Total Atts	No. Name	Scoring Skills	Won	Total Atts	No. Name
38	121	<b>Total Team</b>	<b>Attack</b>	51	161	<b>Total Team</b>
11	33	1 ELSHWIKH Hesham		20	63	5 NAMURATOV Perdebay
10	19	12 ABOUELYAZEID Mohamed		8	22	18 ALTAYEV Yerbolat
5	15	14 ABOUELKHIR Metawa		7	20	15 KASKABAYEV Erik
12	73	<b>Total Team</b>	<b>Block</b>	7	57	<b>Total Team</b>
3	10	12 ABOUELYAZEID Mohamed		3	6	18 ALTAYEV Yerbolat
3	17	6 KHAMIS Ahmed Mohamed Soliman		1	14	4 SARTAYEV Bauyrzhan
2	8	9 SAAD MOUSSA Elsayed Moussa	1	7	15 KASKABAYEV Erik	
3	90	<b>Total Team</b>	<b>Serve</b>	7	88	<b>Total Team</b>
2	16	12 ABOUELYAZEID Mohamed		6	21	5 NAMURATOV Perdebay
1	15	9 SAAD MOUSSA Elsayed Moussa		1	10	18 ALTAYEV Yerbolat
38		<b>Total Team</b>	<b>Opponent Error</b>	22		<b>Total Team</b>
91	284	<b>Total Team</b>		<b>Total</b>	87	306

15	45	12 ABOUELYAZEID Mohamed	<b>Best Scorer</b>	26	95	5 NAMURATOV Perdebay
----	----	-------------------------	--------------------	----	----	----------------------

65km/h		1 ELSHWIKH Hesham	<b>Fastest Serve</b>	67km/h		5 NAMURATOV Perdebay
--------	--	-------------------	----------------------	--------	--	----------------------

<b>Legend:</b>	(c) Captain	Atts Attempts	L Libero	L Substitute Libero
MB Middle Blocker	nn Substitute where nn = Shirt number of outgoing player	n Starting line-up where n = starting position on court (i.e. positions 1 to 6)	No. Shirt number	O Opposite
OH Outside Hitter	Pos. Playing position		Pts Points scored	S Setter



**Match Results**  
Résultats du match

Match 10

**BIH vs FRA**  
**3 0**

**Match Duration: 1h 4min**  
**Spectators: 2,338**

Team	Sets	1	2	3	Total
<b>BIH</b>	<b>3</b>	25	25	25	75
<b>FRA</b>	<b>0</b>	12	13	15	40
<b>Playing Time</b>		17min	20min	19min	56min

1st Referee: ARPAS Krisztina (HUN)

2nd Referee: NAVIDINO Mahdi (IRI)

BIH - Bosnia and Herzegovina														
No.	Name	Pos.	Line-up					Points by Set					Pts	
			1	2	3	4	5	1	2	3	4	5		
1	GODINJAK	L												
2	MANKO	O	5	6	2			2	4	7				13
3	CRNOBRNJA	OH	6	1	3			5	1	4				10
4	SEHIC	L	L	L	L									
5	MEDIC	MB			1					1				1
6	DURAN	OH	1	2				5						5
7	CANCAR	MB												
8	HAMZIC	O		12	6				3	1				4
9	DJINO	OH		11	4				2	2				4
10	ALIBASIC	O	3	4				1	5					6
11	DELALIC (c)	S	2	3				2	1					3
12	JUSUFOVIC	MB	4	5	5			4	3	3				10
<b>Head Coach:</b>		MAHMUTOVIC Ifet												
<b>Assistant Coach:</b>		MEHMEDOVIC Ejub / SALKIC Nedzad												
<b>Doctor:</b>		MUFTIC Mirsad												
<b>Physiotherapist:</b>		RANDELOVIC Miodrag												

FRA - France														
No.	Name	Pos.	Line-up					Points by Set					Pts	
			1	2	3	4	5	1	2	3	4	5		
2	BAH	S	15		15									
3	LARONCE	MB	18											
5	CHAHBOUNE	L	L	L	L									
8	JAGU	OH		11	11									
9	RAMBEAU	OH	3	4	3				2		2			4
11	GUIHENEUF	S	6	1	6					1				1
13	TROUSSARD	MB		18	18					1	1			2
14	LACROIX-DESMAZES (c)	S	9	9	9									
15	WOLNIEWICZ	MB	5	6	5				2	1	4			7
16	LEFRANCOIS	OH	4	5	4				1	1				2
17	ROGET	OH	2	3	2				3	3	3			9
18	PILLERAULT	OH	1	2	1									
<b>Head Coach:</b>		DUVIVIER Dominique												
<b>Assistant Coach:</b>		HIPPOLYTE Thierry / BERNOU Chrystel												
<b>Physiotherapist:</b>		ARISS Sarah												
<b>Statistician:</b>		COSTE Jordane												

**TEAM AND PLAYER PERFORMANCES**

Won	Total Atts	No. Name	Scoring Skills	Won	Total Atts	No. Name
<b>38</b>	<b>85</b>	<b>Total Team</b>	<b>Attack</b>	<b>19</b>	<b>81</b>	<b>Total Team</b>
8	17	12 JUSUFOVIC Ermin		9	18	17 ROGET Damien
6	19	3 CRNOBRNJA Stevan		4	12	9 RAMBEAU Jean-Christophe
5	13	2 MANKO Adnan		3	14	15 WOLNIEWICZ Romain
<b>8</b>	<b>31</b>	<b>Total Team</b>	<b>Block</b>	<b>5</b>	<b>44</b>	<b>Total Team</b>
3	8	3 CRNOBRNJA Stevan		4	15	15 WOLNIEWICZ Romain
1	3	2 MANKO Adnan		1	6	16 LEFRANCOIS Thibaud
1	1	10 ALIBASIC Safet	<b>Serve</b>	<b>1</b>	<b>41</b>	<b>Total Team</b>
<b>10</b>	<b>74</b>	<b>Total Team</b>		1	5	11 GUIHENEUF Gildas
7	23	2 MANKO Adnan				
1	13	6 DURAN Mirzet	<b>Opponent Error</b>	<b>15</b>		<b>Total Team</b>
1	8	3 CRNOBRNJA Stevan		<b>40</b>	<b>166</b>	<b>Total Team</b>
<b>19</b>		<b>Total Team</b>	<b>Total</b>			
<b>75</b>	<b>190</b>	<b>Total Team</b>				

<b>13</b>	<b>39</b>	2 MANKO Adnan	<b>Best Scorer</b>	<b>9</b>	<b>31</b>	17 ROGET Damien
-----------	-----------	---------------	--------------------	----------	-----------	-----------------

<b>56km/h</b>	2 MANKO Adnan	<b>Fastest Serve</b>	<b>53km/h</b>	16 LEFRANCOIS Thibaud
---------------	---------------	----------------------	---------------	-----------------------

**Legend:**

(c)	Captain	Atts	Attempts	L	Libero	L	Substitute Libero
MB	Middle Blocker	n	Starting line-up where n = starting position on court (i.e. positions 1 to 6)	No.	Shirt number	O	Opposite
nn	Substitute where nn = Shirt number of outgoing player	Pos.	Playing position	Pts	Points scored	S	Setter
OH	Outside Hitter						



Match Results  
Résultats du match

**REVISED**  
30 AUG 16:37

Match 3

IRI vs UKR  
3 0

Match Duration: 1h 1min  
Spectators: 2,833

Team	Sets	1	2	3	Total
IRI	3	25	25	25	75
UKR	0	13	12	18	43
Playing Time		15min	14min	26min	55min

1st Referee: ELSERGANY Amina (EGY)

2nd Referee: MEIJER Benno (NED)

IRI - Islamic Republic of Iran															
No.	Name	Pos.	Line-up					Points by Set					Pts		
			1	2	3	4	5	1	2	3	4	5			
1	H. ABBASI	OH				10									
2	M. MEHRZAD	O	4				3								3
3	M. ALIPOUR	O	3	3	12		5	4	2						11
4	D. ALIPOURIAN (c)	O	2	2	4		4	3	4						11
5	M. HAJIBABAEI	S			12										
6	M. NEMATI	O	2		3				2						2
7	S. BIGDELI	MB	6	6	8		3	1	2						6
8	M. LASHKARI	S			1										
9	H. GOLESTANI	MB	1	1	6		2	6	5						13
10	I. ZIRAH	MB		4	5			1	2						3
11	R. SALEHI	L	L	L	L										
12	M. BABADI	S	5	5	2		4	3	4						11
Head Coach:		REZAEIGARKANI Hadi													
Assistant Coach:		EIMERY Jalil													
Doctor:		BARATI Amirhossein													
Physiotherapist:		SOKHANGUEI Yahya													

UKR - Ukraine															
No.	Name	Pos.	Line-up					Points by Set					Pts		
			1	2	3	4	5	1	2	3	4	5			
1	HORYAKIN	OH	2	3	2						1				1
2	KORINETS	S	3	4						2					2
4	SIKALSKYI	O													
5	BYTCHENKO (c)	OH	4	5	4					4		6			10
7	PETRENCHUK	S	6	1	6					3	2	2			7
8	PRYSHCHEPA R.	OH	1	2	1					1	3				4
9	PRYSHCHEPA A.	O													
10	KOVALCHUK	L	L	L	L										
11	DRAPAK	OH		7	7							1			1
13	MELNYK	O		6	5										
14	ANDRUSENKO	O													
17	KHARLAMOV	S	5		3					1		1			2
Head Coach:		MYKHLYK Pavlo													
Assistant Coach:		OVCHARUK Serhiy / ALFOROV Artem													
Doctor:		ALFOROVA Hanna													

TEAM AND PLAYER PERFORMANCES

Won	Total Atts	No. Name	Scoring Skills	Won	Total Atts	No. Name
44	102	Total Team	Attack	17	72	Total Team
9	19	3 ALI POUR Meisam		9	25	5 BYTCHENKO Denys
9	19	4 ALIPOURIAN Davoud		3	13	7 PETRENCHUK Maksym
9	18	9 GOLESTANI Hossein		2	7	17 KHARLAMOV Oleksii
6	30	Total Team	Block	9	60	Total Team
2	6	4 ALIPOURIAN Davoud		3	11	8 PRYSHCHEPA Roman
2	6	12 BABADI Mahdi		3	12	7 PETRENCHUK Maksym
1	5	9 GOLESTANI Hossein	1	6	2 KORINETS Yevhenii	
10	73	Total Team	Serve	1	45	Total Team
3	9	9 GOLESTANI Hossein		1	8	7 PETRENCHUK Maksym
2	15	7 BIGDELI Sadegh				
2	11	12 BABADI Mahdi				
15		Total Team	Opponent Error	16		Total Team
75	205	Total Team	Total	43	177	Total Team

13	32	9 GOLESTANI Hossein	Best Scorer	10	42	5 BYTCHENKO Denys
----	----	---------------------	-------------	----	----	-------------------

74km/h	3 ALI POUR Meisam	Fastest Serve	47km/h	8 PRYSHCHEPA Roman
--------	-------------------	---------------	--------	--------------------

Legend:

(c)	Captain	Atts	Attempts	L	Libero	L	Substitute Libero
MB	Middle Blocker	n	Starting line-up where n = starting position on court (i.e. positions 1 to 6)	No.	Shirt number	O	Opposite
nn	Substitute where nn = Shirt number of outgoing player	Pos.	Playing position	Pts	Points scored	S	Setter
OH	Outside Hitter						

REVISED IRI Player No. 1 changed to Position OH.



Match Results  
Résultats du match

Match 4

BRA vs GER  
0 3

Match Duration: 1h 22min  
Spectators: 3,752

Team	Sets	1	2	3	Total
BRA	0	16	29	19	64
GER	3	25	31	25	81
Playing Time		20min	31min	24min	1h 15min

1st Referee: KONOWALYK Neal (CAN)

2nd Referee: ARPAS Krisztina (HUN)

BRA - Brazil		Line-up					Points by Set					Pts	
No.	Name	Pos.	1	2	3	4	5	1	2	3	4		5
2	LEVI	MB											
5	THIAGO	OH	3	2	2			1	5	3			9
6	WITKOVSKI	OH	8	8	11					2			2
7	FABIANO	MB	1	6	6			2	4	3			9
8	DANI	OH	2	1	1					1			1
9	MARCIO	OH			12								
10	RENATO (c)	OH	5	4	4			3	1	1			5
11	WESCLEY	MB	4	3	3			3	1				4
12	DIOGO	OH	6	5	5			5	6	2			13
14	ANDERSON	MB											
17	RAYSSON	L	L	L	L								
19	WELLINGTON	OH			10	8							
Head Coach:		GUEDES Jose											
Assistant Coach:		RIJO Paulo											
Doctor:		MORAIS Leonardo											
Physiotherapist		ALVARENGA Pedro											
Statistician:		CURUPANA Ubiratan											

GER - Germany		Line-up					Points by Set					Pts	
No.	Name	Pos.	1	2	3	4	5	1	2	3	4		5
1	SCHIFFLER	O	6	6	9			4	2	1			7
3	RENGER	S	5	5	5			2	3	2			7
4	WIESENTHAL	S	3	3	3			5	7	2			14
5	HAHNLEIN	L	L	L	L								
6	ALBRECHT	OH		1	6				2	3			5
7	SINGER	MB											
9	SCHRAPP (c)	O	2	2	2			3	2				5
10	TONLEU	OH	4	4	4			3	4	7			14
11	SCHIWIY	OH											
12	TIGLER	S											
14	SCHIEWE	S	1	1	1								
15	FISCHER	OH											
Head Coach:		HERZOG Christoph											
Assistant Coach:		THOMAS Norman / ORMINDELLI Fabio (ITA)											
Doctor:		RUETZ Axel											
Physiotherapist		STABLEIN Nicole											

TEAM AND PLAYER PERFORMANCES

Won	Total Atts	No.	Name
32	107	Total Team	
11	31	12	REBOUCAS Diogo
9	29	5	COSTA dos SANTOS ROCHA Thiago
8	17	7	de OLIVEIRA Luis Fabiano
8	45	Total Team	
3	13	11	OLIVEIRA de Wescley
2	11	12	REBOUCAS Diogo
1	2	8	YOSHIZAWA Daniel
3	65	Total Team	
2	10	10	LEITE Renato
1	7	7	de OLIVEIRA Luis Fabiano
21		Total Team	
64	217	Total Team	

Scoring Skills
Attack
Block
Serve
Opponent Error
Total

Won	Total Atts	No.	Name
39	97	Total Team	
12	26	10	TONLEU Francis
7	17	4	WIESENTHAL Heiko
7	12	3	RENGER Thomas
9	53	Total Team	
5	16	4	WIESENTHAL Heiko
2	10	10	TONLEU Francis
1	7	1	SCHIFFLER Alexander
4	80	Total Team	
2	17	4	WIESENTHAL Heiko
2	15	9	SCHRAPP Juergen
29		Total Team	
81	230	Total Team	

13	47	12	REBOUCAS Diogo
----	----	----	----------------

Best Scorer
-------------

14	50	4	WIESENTHAL Heiko
----	----	---	------------------

54km/h	6	PEREIRA WITKOVSKI Alex
--------	---	------------------------

Fastest Serve
---------------

54km/h	3	RENGER Thomas
--------	---	---------------

<b>Legend:</b>	(c) Captain	Atts Attempts	L Libero	L Substitute Libero
MB Middle Blocker	n Starting line-up where n = starting position on court (i.e. positions 1 to 6)	No. Shirt number	O Opposite	S Setter
nn Substitute where nn = Shirt number of outgoing player	Pos. Playing position	Pts Points scored		
OH Outside Hitter				





Match Results  
Résultats du match

Match 7

IRI vs BRA  
3 0

Match Duration: 1h 2min  
Spectators: 3,860

Team	Sets	1	2	3	Total
IRI	3	25	25	25	75
BRA	0	12	13	19	44
Playing Time		17min	18min	21min	56min

1st Referee: RAKHMETOV Ayan (KAZ)

2nd Referee: SHANISHAH Khalid (LBA)

IRI - Islamic Republic of Iran														
No.	Name	Pos.	Line-up					Points by Set					Pts	
			1	2	3	4	5	1	2	3	4	5		
1	H. ABBASI	S												
2	M. MEHRZAD	O	4	5	4			2	4	3				9
3	M. ALIPOUR	O	3	4	3			7	5	3				15
4	D. ALIPOURIAN (c)	O	2	3	2			1	2	2				5
5	M. HAJIBABAEI	S												
6	M. NEMATI	O	2	2	2				1					1
7	S. BIGDELI	MB	6	1	6			2	2	2				6
8	M. LASHKARI	S												
9	H. GOLESTANI	MB	1	2	1			5	4	3				12
10	I. ZIRAH	MB												
11	R. SALEHI	L		L	L									
12	M. BABADI	S	5	6	5			3	3	2				8
Head Coach:		REZAEIGARKANI Hadi												
Assistant Coach:		EIMERY Jalil												
Doctor:		BARATI Amirhossein												
Physiotherapist:		SOKHANGUEI Yahya												

BRA - Brazil														
No.	Name	Pos.	Line-up					Points by Set					Pts	
			1	2	3	4	5	1	2	3	4	5		
2	LEVI	MB												
5	THIAGO	OH	2		2			1		4				5
6	WITKOVSKI	OH	5		12			2		1				3
7	FABIANO	MB	6	6	6			3	3	1				7
8	DANI	OH	1	1	1									
9	MARCIO	OH	11	2	10				1					1
10	RENATO (c)	OH	4	4	4			1	1	2				4
11	WESCLEY	MB	3	3	3				1	3				4
12	DIOGO	OH	5	5	5				3	1				4
14	ANDERSON	MB												
17	RAYSSON	L		L	L									
19	WELLINGTON	OH		8	8					2				2
Head Coach:		GUEDES Jose												
Assistant Coach:		RIJO Paulo												
Doctor:		MORAIS Leonardo												
Physiotherapist:		ALVARENGA Pedro												
Statistician:		CURUPANA Ubiratan												

TEAM AND PLAYER PERFORMANCES

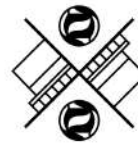
Won	Total Atts	No. Name	Scoring Skills	Won	Total Atts	No. Name
38	83	<b>Total Team</b>	Attack	19	83	<b>Total Team</b>
9	13	3 ALI POUR Meisam		5	23	7 de OLIVEIRA Luis Fabiano
9	15	2 MEHRZADSELAJKANI Morteza		4	8	10 LEITE Renato
7	14	9 GOLESTANI Hossein		3	6	6 PEREIRA WITKOVSKI Alex
9	39	<b>Total Team</b>	Block	7	45	<b>Total Team</b>
3	8	3 ALI POUR Meisam		2	3	19 ANUNCIACAO da Wellington
2	5	9 GOLESTANI Hossein		2	10	12 REBOUCAS Diogo
2	7	4 ALIPOURIAN Davoud		1	1	5 COSTA dos SANTOS ROCHA Thiago
9	73	<b>Total Team</b>	Serve	4	46	<b>Total Team</b>
3	14	3 ALI POUR Meisam		2	7	5 COSTA dos SANTOS ROCHA Thiago
3	9	9 GOLESTANI Hossein		1	7	11 OLIVEIRA de Wesley
2	16	4 ALIPOURIAN Davoud		1	4	7 de OLIVEIRA Luis Fabiano
19		<b>Total Team</b>	Opponent Error	14		<b>Total Team</b>
75	195	<b>Total Team</b>		Total	44	174

15	35	3 ALI POUR Meisam	Best Scorer	7	32	7 de OLIVEIRA Luis Fabiano
----	----	-------------------	-------------	---	----	----------------------------

70km/h	9	GOLESTANI Hossein	Fastest Serve	54km/h	11	OLIVEIRA de Wesley
--------	---	-------------------	---------------	--------	----	--------------------

Legend:

(c)	Captain	Atts	Attempts	L	Libero	L	Substitute Libero
MB	Middle Blocker	n	Starting line-up where n = starting position on court (i.e. positions 1 to 6)	No.	Shirt number	O	Opposite
nn	Substitute where nn = Shirt number of outgoing player	Pos.	Playing position	Pts	Points scored	S	Setter
OH	Outside Hitter						



Match Results  
Résultats du match

Match 8

UKR vs GER  
1 3

Match Duration: 1h 34min  
Spectators: 3,874

Team	Sets	1	2	3	4	Total
UKR	1	14	25	17	18	74
GER	3	25	22	25	25	97
	Playing Time	18min	24min	18min	22min	1h 22min

1st Referee: DAUCHEL Philippe (FRA)

2nd Referee: BASIC Mirza (BIH)

UKR - Ukraine														
No.	Name	Pos.	Line-up					Points by Set					Pts	
			1	2	3	4	5	1	2	3	4	5		
1	HORYAKIN	OH	3	2	3	2								
2	KORINETS	S		6	1	6			2	1				3
4	SIKALSKYI	O												
5	BYTCHENKO (c)	OH	5	4	5	4	3	6	4	5				18
7	PETRECHUK	S	1	3	4	3	1	4	4					9
8	PRYSHCHEPA R.	OH	2	13	2	2	1		2					3
9	PRYSHCHEPA A.	O												
10	KOVALCHUK	L	L	L	L	L								
11	DRAPAK	OH	7				1							1
13	MELNYK	O	6	5	6	5	3	3	2	1				9
14	ANDRUSENKO	O												
17	KHARLAMOV	S	4	1	2	1	2	4	4	2				12
Head Coach:		MYKHLYK Pavlo												
Assistant Coach:		OVCHARUK Serhiy / ALFOROV Artem												
Doctor:		ALFOROVA Hanna												

GER - Germany														
No.	Name	Pos.	Line-up					Points by Set					Pts	
			1	2	3	4	5	1	2	3	4	5		
1	SCHIFFLER	O	2	2	2	2	4	1	4	3				12
3	RENGER	S	5	5	5	5	4	2	1	3				10
4	WIESENTHAL	S	3	3	3	3	3	3	6	7				19
5	HAHNLEIN	L	L	L	L	L								
6	ALBRECHT	OH	6	6	6	6	6	4	3	5				18
7	SINGER	MB		3										
9	SCHRAPP (c)	O		6		1								
10	TONLEU	OH	4	4	4	4	3	8	3	2				16
11	SCHIWIY	OH												
12	TIGLER	S												
14	SCHIEWE	S	1	1	1	1	1		4					5
15	FISCHER	OH												
Head Coach:		HERZOG Christoph												
Assistant Coach:		THOMAS Norman / ORMINDELLI Fabio (ITA)												
Doctor:		RUETZ Axel												
Physiotherapist		STABLEIN Nicole												

TEAM AND PLAYER PERFORMANCES

Won	Total Atts	No. Name
42	118	Total Team
17	33	5 BYTCHENKO Denys
8	24	17 KHARLAMOV Oleksii
7	25	7 PETRECHUK Maksym
12	69	Total Team
4	11	13 MELNYK Dmytro
3	11	17 KHARLAMOV Oleksii
2	11	7 PETRECHUK Maksym
1	75	Total Team
1	18	17 KHARLAMOV Oleksii
19		Total Team
74	262	Total Team

Scoring Skills
Attack
Block
Serve
Opponent Error
Total

Won	Total Atts	No. Name
65	138	Total Team
15	30	4 WIESENTHAL Heiko
13	21	10 TONLEU Francis
13	31	6 ALBRECHT Dominik
11	75	Total Team
4	18	4 WIESENTHAL Heiko
4	15	6 ALBRECHT Dominik
1	13	14 SCHIEWE Torben
4	96	Total Team
2	16	10 TONLEU Francis
1	15	14 SCHIEWE Torben
1	15	6 ALBRECHT Dominik
17		Total Team
97	309	Total Team

18	54	5 BYTCHENKO Denys
----	----	-------------------

Best Scorer
-------------

19	65	4 WIESENTHAL Heiko
----	----	--------------------

46km/h	1 HORYAKIN Ruslan
--------	-------------------

Fastest Serve
---------------

76km/h	6 ALBRECHT Dominik
--------	--------------------

<b>Legend:</b>	(c) Captain	Atts Attempts	L Libero	L Substitute Libero
MB Middle Blocker	MB Middle Blocker	n Starting line-up where n = starting position on court (i.e. positions 1 to 6)	No. Shirt number	O Opposite
nn Substitute where nn = Shirt number of outgoing player	OH Outside Hitter	Pos. Playing position	Pts Points scored	S Setter



Match Results  
Résultats du match

Match 11

GER vs IRI  
0 3

Match Duration: 54min  
Spectators: 2,575

Team	Sets	1	2	3	Total
GER	0	16	13	16	45
IRI	3	25	25	25	75
	Playing Time	16min	15min	15min	46min

1st Referee: MEIJER Benno (NED)

2nd Referee: KUZMANOVIC Slavisa (BIH)

GER - Germany															
No.	Name	Pos.	Line-up					Points by Set					Pts		
			1	2	3	4	5	1	2	3	4	5			
1	SCHIFFLER	O	4		6						2				2
3	RENGER	S	1		1							2			2
4	WIESENTHAL	S	5	4	5					2		1			3
5	HAEHNLEIN	L	L	L	L										
6	ALBRECHT	OH	2	1	2					3	1	2			6
7	SINGER	MB		6											
9	SCHRAPP (c)	O	1	3	4						3	1			4
10	TONLEU	OH	6	5						2	3				5
11	SCHIWY	OH		10	9						1				1
12	TIGLER	S		6											
14	SCHIEWE	S	3	2	3							1			1
15	FISCHER	OH	3		3						1				1
Head Coach:		HERZOG Christoph													
Assistant Coach:		THOMAS Norman / ORMINDELLI Fabio (ITA)													
Doctor:		RUETZ Axel													
Physiotherapist		STABLEIN Nicole													

IRI - Islamic Republic of Iran															
No.	Name	Pos.	Line-up					Points by Set					Pts		
			1	2	3	4	5	1	2	3	4	5			
1	H. ABBASI	S													
2	M. MEHRZAD	O	5	4	5						4	1			5
3	M. ALIPOUR	O	4	3	4						3	3	7		13
4	D. ALIPOURIAN (c)	O	3	2	3						1	4	2		7
5	M. HAJIBABAEI	S													
6	M. NEMATI	O													
7	S. BIGDELI	MB	1	6	1						5	3	2		10
8	M. LASHKARI	S													
9	H. GOLESTANI	MB	2	1	2						2	5	3		10
10	I. ZIRAH	MB	2	2	2						1	1	1		3
11	R. SALEHI	L	L	L	L										
12	M. BABADI	S	6	5	6						2	1	3		6
Head Coach:		REZAEIGARKANI Hadi													
Assistant Coach:		EIMERY Jalil													
Doctor:		BARATI Amirhossein													
Physiotherapist		SOKHANGUEI Yahya													

TEAM AND PLAYER PERFORMANCES

Won	Total Atts	No. Name	Scoring Skills	Won	Total Atts	No. Name
17	70	Total Team	Attack	40	72	Total Team
4	11	10 TONLEU Francis		8	13	9 GOLESTANI Hossein
4	15	6 ALBRECHT Dominik		7	8	7 BIGDELI Sadegh
2	5	9 SCHRAPP Juergen		6	10	4 ALIPOURIAN Davoud
5	38	Total Team	Block	7	27	Total Team
2	2	9 SCHRAPP Juergen		4	5	3 ALI POUR Meisam
1	6	10 TONLEU Francis		1	4	9 GOLESTANI Hossein
1	3	6 ALBRECHT Dominik	1	9	7 BIGDELI Sadegh	
3	46	Total Team	Serve	7	74	Total Team
1	9	6 ALBRECHT Dominik		4	14	3 ALI POUR Meisam
1	8	4 WIESENTHAL Heiko		2	16	7 BIGDELI Sadegh
1	6	1 SCHIFFLER Alexander	1	8	9 GOLESTANI Hossein	
20		Total Team	Opponent Error	21		Total Team
45	154	Total Team		Total	75	173

6	27	6 ALBRECHT Dominik	Best Scorer	13	36	3 ALI POUR Meisam
79km/h		6 ALBRECHT Dominik	Fastest Serve	73km/h		3 ALI POUR Meisam

Legend:							
(c)	Captain	Atts	Attempts	L	Libero	L	Substitute Libero
MB	Middle Blocker	n	Starting line-up where n = starting position on court (i.e. positions 1 to 6)	No.	Shirt number	O	Opposite
nn	Substitute where nn = Shirt number of outgoing player	Pos.	Playing position	Pts	Points scored	S	Setter
OH	Outside Hitter						



Match Results  
Résultats du match

Match 12

**BRA vs UKR**  
3 1

Match Duration: 1h 39min  
Spectators: 2,377

Team	Sets	1	2	3	4	Total
BRA	3	25	25	22	25	97
UKR	1	17	22	25	20	84
	<b>Playing Time</b>	18min	23min	24min	22min	1h 27min

1st Referee: ELSERGANY Amina (EGY)

2nd Referee: RAKHMETOV Ayan (KAZ)

BRA - Brazil		Line-up					Points by Set					Pts	
No.	Name	Pos.	1	2	3	4	5	1	2	3	4		5
2	LEVI	MB											
5	THIAGO	OH	2	2	2	2		2	5	2	2		11
6	WITKOVSKI	OH	5	5	5	5		1	6	3	5		15
7	FABIANO	MB	6	6	6	6		6	2	4	1		13
8	DANI	OH	1	1	1	1		3	1				4
9	MARCIO	OH			11	7			3				3
10	RENATO (c)	OH	4	4	4	4		3	1	1	2		7
11	WESCLEY	MB	3	3	3	3		5	2		5		12
14	ANDERSON	MB											
17	RAYSSON	L	L	L	L	L							
19	WELLINGTON	OH	8	8	8	5		1	1	4			6
<b>Head Coach:</b>		GUEDES Jose											
<b>Assistant Coach:</b>		RIJO Paulo											
<b>Doctor:</b>		MORAIS Leonardo											
<b>Physiotherapist</b>		ALVARENGA Pedro											
<b>Statistician:</b>		CURUPANA Ubiratan											

UKR - Ukraine		Line-up					Points by Set					Pts	
No.	Name	Pos.	1	2	3	4	5	1	2	3	4		5
1	HORYAKIN	OH	3	2	3	2		2	1	2			5
2	KORINETS	S	17	13	17			1		1			2
4	SIKALSKIY	O											
5	BYTCHENKO (c)	OH	5	4	5	4		3	5	6	5		19
7	PETRENCHUK	S	1	6	1	6		2	1	1	2		6
8	PRYSHCHEPA R.	OH	2	1	2	1		1	2	3	2		8
9	PRYSHCHEPA A.	O											
10	KOVALCHUK	L	L	L	L	L							
11	DRAPAK	OH	7	7					1				1
13	MELNYK	O	6	5	6	5		1	1	2			4
14	ANDRUSENKO	O											
17	KHARLAMOV	S	4	3	4	3		3	1	3	1		8
<b>Head Coach:</b>		MYKHLYK Pavlo											
<b>Assistant Coach:</b>		OVCHARUK Serhii / ALFOROV Artem											
<b>Doctor:</b>		ALFOROVA Hanna											

TEAM AND PLAYER PERFORMANCES

Won	Total Atts	No.	Name
48	143	<b>Total Team</b>	
11	27	6	PEREIRA WITKOVSKI Alex
10	28	5	COSTA dos SANTOS ROCHA Thiago
8	27	7	de OLIVEIRA Luis Fabiano
17	60	<b>Total Team</b>	
5	11	11	OLIVEIRA de Wesley
3	14	6	PEREIRA WITKOVSKI Alex
2	4	7	de OLIVEIRA Luis Fabiano
6	96	<b>Total Team</b>	
3	14	7	de OLIVEIRA Luis Fabiano
1	22	8	YOSHIZAWA Daniel
1	11	10	LEITE Renato
26		<b>Total Team</b>	
97	299	<b>Total Team</b>	

Scoring Skills
<b>Attack</b>
<b>Block</b>
<b>Serve</b>
<b>Opponent Error</b>
<b>Total</b>

Won	Total Atts	No.	Name
36	127	<b>Total Team</b>	
13	38	5	BYTCHENKO Denys
7	32	8	PRYSHCHEPA Roman
5	9	17	KHARLAMOV Oleksii
11	79	<b>Total Team</b>	
4	14	5	BYTCHENKO Denys
2	12	7	PETRENCHUK Maksym
2	14	13	MELNYK Dmytro
6	85	<b>Total Team</b>	
2	13	17	KHARLAMOV Oleksii
2	17	5	BYTCHENKO Denys
1	5	2	KORINETS Yevhenii
31		<b>Total Team</b>	
84	291	<b>Total Team</b>	

15	63	6	PEREIRA WITKOVSKI Alex
----	----	---	------------------------

<b>Best Scorer</b>
--------------------

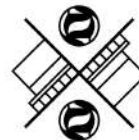
19	69	5	BYTCHENKO Denys
----	----	---	-----------------

56km/h	5	COSTA dos SANTOS ROCHA Thiago
--------	---	-------------------------------

<b>Fastest Serve</b>
----------------------

82km/h	5	BYTCHENKO Denys
--------	---	-----------------

<b>Legend:</b>	(c) Captain	Atts Attempts	L Libero	L Substitute Libero
MB Middle Blocker	nn Substitute where nn = Shirt number of outgoing player	n Starting line-up where n = starting position on court (i.e. positions 1 to 6)	No. Shirt number	O Opposite
OH Outside Hitter	Pos. Playing position	Pts Points scored	S Setter	



**Top Player Ranking by Skill**  
Classement des meilleurs joueurs par aptitude  
As of FRI 6 SEP 2024 at 21:32

**BEST SCORERS**

Rk	No.	Name	NPC	Pos.	Attack	Block	Serve	Total
1	6	DURAN Mirzet	BIH	OH	52	13	10	75
2	3	ALI POUR Meisam	IRI	O	46	10	13	69
3	9	GOLESTANI Hossein	IRI	MB	45	7	13	65
4	1	ELSHWIKH Hesham	EGY	OH	51	5	8	64
5	12	JUSUFOVIC Ermin	BIH	MB	45	15	3	63
6	4	WIESENTHAL Heiko	GER	S	42	12	6	60
7	2	MEHRZADSELAJANI Morteza	IRI	O	53	2	2	57
8	6	ALBRECHT Dominik	GER	OH	43	7	5	55
9	10	TONLEU Francis	GER	OH	44	8	2	54
10	10	ALIBASIC Safet	BIH	O	44	7	-	51
10	9	SAAD MOUSSA Elsayed Moussa	EGY	OH	38	8	5	51
10	4	ALIPOURIAN Davoud	IRI	O	33	9	9	51
13	12	ABOUELYAZEID Mohamed	EGY	MB	33	12	2	47
14	6	KHAMIS Ahmed Mohamed Soliman	EGY	MB	27	12	5	44
15	2	MANKO Adnan	BIH	O	21	12	9	42
16	7	BIGDELI Sadegh	IRI	MB	28	5	7	40
17	12	BABADI Mahdi	IRI	S	30	6	2	38
18	14	ABOUELKHIR Metawa	EGY	OH	26	8	2	36
19	3	RENGER Thomas	GER	S	30	1	1	32
20	7	CANCAR Nizam	BIH	MB	17	11	3	31
21	1	SCHIFFLER Alexander	GER	O	27	2	1	30
22	4	ABDELAZIZ ABDALLA Ashraf Zaghloul	EGY	MB	16	3	2	21
23	9	SCHRAPP Juergen	GER	O	13	4	2	19
24	7	FADL Ahmed Mohamed	EGY	OH	11	6	1	18
25	3	CRNOBRNJA Stevan	BIH	OH	12	4	1	17
26	14	SCHIEWE Torben	GER	S	7	6	2	15
27	13	ZIKRY Ahmed	EGY	MB	8	5	-	13
28	11	DELALIC Sabahudin	BIH	S	10	2	-	12
29	10	ZIRAHY Isa	IRI	MB	9	-	1	10
30	8	HAMZIC Dzevad	BIH	O	4	3	-	7
31	9	DINO Edin	BIH	OH	4	-	-	4
31	11	ABDO Zakareia	EGY	S	3	-	1	4
33	4	SEHIC Armin	BIH	O	-	3	-	3
33	6	NEMATY Mohammad	IRI	O	1	1	1	3
35	11	SCHIWY Lukas	GER	OH	1	1	-	2
36	5	MEDIC Asim	BIH	MB	-	1	-	1
36	2	ELSODANY Mohamed Hamdy	EGY	OH	-	-	1	1
36	7	SINGER Florian	GER	MB	1	-	-	1
36	15	FISCHER Magnus	GER	OH	1	-	-	1
<b>Tournament Totals</b>					1374	337	215	1926



## Top Player Ranking by Skill

Classement des meilleurs joueurs par aptitude

As of FRI 6 SEP 2024 at 21:32

### BEST ATTACKERS

Scoring Attack	Rk	No.	Name	NPC	Pos.	Points	Errors	In-Play	Total Attempts	Eff. %	
	1	2	MEHRZADSELAJANI Morteza	IRI	O	53	13	22	88	45.45	
	2	12	JUSUFOVIC Ermin	BIH	MB	45	8	56	109	33.94	
	3	9	GOLESTANI Hossein	IRI	MB	45	13	46	104	30.77	
	4	3	ALI POUR Meisam	IRI	O	46	23	37	106	21.70	
	5	10	TONLEU Francis	GER	OH	44	24	36	104	19.23	
	6	6	DURAN Mirzet	BIH	OH	52	27	58	137	18.25	
	7	4	WIESENTHAL Heiko	GER	S	42	22	53	117	17.09	
	8	9	SAAD MOUSSA Elsayed Moussa	EGY	OH	38	16	80	134	16.42	
	9	6	ALBRECHT Dominik	GER	OH	43	25	54	122	14.75	
	10	10	ALIBASIC Safet	BIH	O	44	26	58	128	14.06	
<b>Limit</b>											
15.00%											
<b>Tournament Totals</b>						1374	752	1868	3994	15.57	

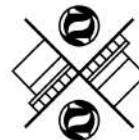
### BEST BLOCKERS

Scoring Block	Rk	No.	Name	NPC	Pos.	Points	Errors	In-Play	Total Attempts	Avg. by Set
	1	12	JUSUFOVIC Ermin	BIH	MB	15	22	27	64	0.79
	2	6	DURAN Mirzet	BIH	OH	13	16	30	59	0.68
	3	4	WIESENTHAL Heiko	GER	S	12	20	39	71	0.67
	4	2	MANKO Adnan	BIH	O	12	23	28	63	0.63
	5	6	KHAMIS Ahmed Mohamed Soliman	EGY	MB	12	27	37	76	0.60
	5	12	ABOUELYAZEID Mohamed	EGY	MB	12	29	32	73	0.60
	7	3	ALI POUR Meisam	IRI	O	10	14	14	38	0.59
	8	7	CANCAR Nizam	BIH	MB	11	16	34	61	0.58
	9	4	ALIPOURIAN Davoud	IRI	O	9	13	24	46	0.53
	10	10	TONLEU Francis	GER	OH	8	16	20	44	0.44
<b>Tournament Totals</b>						337	680	995	2012	5.27

### BEST SERVERS

Scoring Service	Rk	No.	Name	NPC	Pos.	Points	Errors	In-Play	Total Attempts	Avg. by Set
	1	3	ALI POUR Meisam	IRI	O	13	13	47	73	0.76
	1	9	GOLESTANI Hossein	IRI	MB	13	18	23	54	0.76
	3	6	DURAN Mirzet	BIH	OH	10	7	75	92	0.53
	3	4	ALIPOURIAN Davoud	IRI	O	9	5	70	84	0.53
	5	2	MANKO Adnan	BIH	O	9	3	57	69	0.47
	6	7	BIGDELI Sadegh	IRI	MB	7	4	61	72	0.41
	7	1	ELSHWIKH Hesham	EGY	OH	8	7	51	66	0.40
	8	4	WIESENTHAL Heiko	GER	S	6	2	69	77	0.33
	9	6	ALBRECHT Dominik	GER	OH	5	9	46	60	0.28
<b>Tournament Totals</b>						215	190	2289	2694	3.36

More players tied with the same rank than can fit in the list



## Top Player Ranking by Skill

Classement des meilleurs joueurs par aptitude  
As of FRI 6 SEP 2024 at 21:32

### BEST DIGGERS

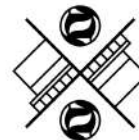
Non-Scoring Dig	Rk	No.	Name	NPC	Pos.	Excellents	Errors	In-Play	Total Attempts	Avg. by Set
	1	11	SALEHIAJIKOLAEI Ramezan	IRI	L	17	10	37	64	1.00
	2	10	AHMED ABDELLATIF Abdelnaby Hassan	EGY	L	19	19	59	97	0.95
	2	1	GODINJAK Ismet	BIH	L	18	18	47	83	0.95
	4	3	ALI POUR Meisam	IRI	O	16	5	39	60	0.94
	5	6	KHAMIS Ahmed Mohamed Soliman	EGY	MB	18	12	55	85	0.90
	6	12	BABADI Mahdi	IRI	S	15	5	47	67	0.88
	7	2	MANKO Adnan	BIH	O	16	11	52	79	0.84
	8	1	ELSHWIKH Hesham	EGY	OH	15	9	37	61	0.75
	9	4	ALIPOURIAN Davoud	IRI	O	11	8	39	58	0.65
	10	7	BIGDELI Sadegh	IRI	MB	10	4	30	44	0.59
<b>Tournament Totals</b>						404	517	1758	2679	6.31

### BEST SETTERS

Non-Scoring Set	Rk	No.	Name	NPC	Pos.	Excellents	Errors	In-Play	Total Attempts	Avg. by Set
	1	4	ALIPOURIAN Davoud	IRI	O	140	-	120	260	8.24
	2	14	SCHIEWE Torben	GER	S	113	2	119	234	6.28
	3	11	DELALIC Sabahudin	BIH	S	77	-	70	147	4.05
	4	2	MANKO Adnan	BIH	O	55	2	79	136	2.89
	5	6	KHAMIS Ahmed Mohamed Soliman	EGY	MB	52	1	58	111	2.60
	6	12	ABOUELYAZEID Mohamed	EGY	MB	48	7	71	126	2.40
	7	1	ELSHWIKH Hesham	EGY	OH	46	2	52	100	2.30
	8	4	WIESENTHAL Heiko	GER	S	39	2	67	108	2.17
	9	12	BABADI Mahdi	IRI	S	34	2	56	92	2.00
	10	3	RENGER Thomas	GER	S	20	6	45	71	1.11
<b>Tournament Totals</b>						1323	84	1863	3270	20.67

### BEST RECEIVERS

Non-Scoring Reception	Rk	No.	Name	NPC	Pos.	Excellents	Errors	In-Play	Total Attempts	Succ. %
	1	10	AHMED ABDELLATIF Abdelnaby Hassan	EGY	L	37	8	58	103	35.92
	2	7	BIGDELI Sadegh	IRI	MB	21	6	43	70	30.00
	3	1	GODINJAK Ismet	BIH	L	35	16	70	121	28.93
<b>Limit</b>	25.00%									
<b>Tournament Totals</b>						654	216	1316	2186	29.92



**Top Player Ranking by Skill**  
Classement des meilleurs joueurs par aptitude  
As of FRI 6 SEP 2024 at 21:32

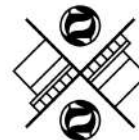
**BEST LIBEROS**

Non-Scoring Liberos	Rk	No.	Name	NPC	Excellents	Errors	In Play	Total Attempts	Avg. by Set
	1	10	AHMED ABDELLATIF Abdelnaby Hassan	EGY	56	27	117	200	2.80
	2	1	GODINJAK Ismet	BIH	53	34	117	204	2.79
	3	11	SALEHIHAJIKOLAEI Ramezan	IRI	36	12	69	117	2.12
	4	5	HAEHNLEIN Stefan	GER	26	11	64	101	1.44
	5	4	SEHIC Armin	BIH	6	1	26	33	0.32
<b>Tournament Totals</b>					1058	733	3074	4865	16.53

**Note:**  
Only players whose teams advanced to the semifinals are ranked.  
Skills - 10 players are listed per skill, except where ties would extend the list beyond 10 in which case the tied players are not listed.

<b>Legend:</b>			
<b>Avg.</b>	Average	<b>Eff. %</b>	Efficiency %
<b>OH</b>	Outside Hitter	<b>O</b>	Opposite
<b>S</b>	Setter	<b>Succ.%</b>	Success %
<b>L</b>	Libero	<b>MB</b>	Middle Blocker
<b>Pos.</b>	Playing position	<b>Rk</b>	Rank
<b>No.</b>	Shirt Number	<b>Pos.</b>	Playing position





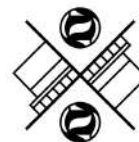
### Teams Ranking by Skill

Classement des équipes par aptitude  
As of FRI 6 SEP 2024 at 21:23

Scoring Attack	Rk	Team	Points	Errors	In-Play	Total Attempts	Eff. %
	1	IRI - Islamic Republic of Iran	245	92	222	559	27.37
	2	BIH - Bosnia and Herzegovina	209	89	298	596	20.13
	3	EGY - Egypt	213	102	329	644	17.24
	4	GER - Germany	209	111	273	593	16.53
	<b>Tournament Totals</b>		1374	752	1868	3994	15.57

Scoring Block	Rk	Team	Points	Errors	In-Play	Total Attempts	Avg. by Set
	1	BIH - Bosnia and Herzegovina	71	117	190	378	3.74
	2	EGY - Egypt	59	125	165	349	2.95
	3	IRI - Islamic Republic of Iran	40	65	103	208	2.35
	4	GER - Germany	41	115	149	305	2.28
	<b>Tournament Totals</b>		337	680	995	2012	5.27

Scoring Service	Rk	Team	Points	Errors	In-Play	Total Attempts	Avg. by Set
	1	IRI - Islamic Republic of Iran	48	43	324	415	2.82
	2	BIH - Bosnia and Herzegovina	26	26	387	439	1.37
	3	EGY - Egypt	27	20	383	430	1.35
	4	GER - Germany	19	24	343	386	1.06
	<b>Tournament Totals</b>		215	190	2289	2694	3.36



**Teams Ranking by Skill**  
Classement des équipes par aptitude  
As of FRI 6 SEP 2024 at 21:23

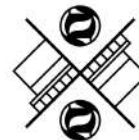
Non-Scoring Dig	Rk	Team	Excellents	Errors	In-Play	Total Attempts	Avg. by Set
	1	IRI - Islamic Republic of Iran	80	39	226	345	4.71
	2	EGY - Egypt	79	76	310	465	3.95
	3	BIH - Bosnia and Herzegovina	74	72	288	434	3.89
	4	GER - Germany	52	77	272	401	2.89
	<b>Tournament Totals</b>		404	517	1758	2679	6.31

Non-Scoring Set	Rk	Team	Excellents	Errors	In-Play	Total Attempts	Avg. by Set
	1	IRI - Islamic Republic of Iran	222	5	241	468	13.06
	2	GER - Germany	196	15	295	506	10.89
	3	EGY - Egypt	210	16	315	541	10.50
	4	BIH - Bosnia and Herzegovina	171	5	257	433	9.00
	<b>Tournament Totals</b>		1323	84	1863	3270	20.67

Non-Scoring Reception	Rk	Team	Excellents	Errors	In-Play	Total Attempts	Succ. %
	1	IRI - Islamic Republic of Iran	90	14	147	251	35.86
	2	EGY - Egypt	101	29	188	318	31.76
	3	GER - Germany	103	25	207	335	30.75
	4	BIH - Bosnia and Herzegovina	84	34	171	289	29.07
	<b>Tournament Totals</b>		654	216	1316	2186	29.92

**Note:**  
Only teams advancing to the semifinals are ranked.

**Legend:**  
Avg. Average      Eff. % Efficiency      Rk Rank      Succ. % Success %



## Medallists

Médaillé(e)s

### GOLD

### SILVER

### BRONZE

#### USA - United States of America

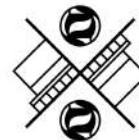
- 1 WEBSTER Lora Jessica
- 2 ZUMMO Bethany Paige
- 3 SHIFFLETT-PATTERSON Alexis Ann
- 5 BRIDGE Kathryn Sue
- 6 ERICKSON Heather Nicole
- 7 MATTHEWS Monique Marie
- 8 DOSTY Whitney Jenay
- 9 EDWARDS Tia Mackenzie
- 10 SATCHELL Sydney Chanel
- 12 SCHIECK Emma Joyce
- 14 KANAHELE Kaleo Okalani
- 16 NIEVES Nicole

#### CHN - People's Republic of China

- 1 TANG Xuemei
- 2 LYU Hongqin
- 3 SU Limei
- 5 HU Huizi
- 6 LI Ting
- 7 WANG Yanan
- 9 ZHANG Xufei
- 10 XU Yixiao
- 11 ZHANG Lijun
- 12 QIU Junfei
- 13 ZHAO Meiling
- 16 HUANG Lu

#### CAN - Canada

- 2 KOZUN Julie
- 3 ELLIS Danielle
- 4 OAKES Jennifer
- 7 FERGUSSON Anne
- 8 WONG Jolan
- 9 MELENKA Sarah
- 11 PETERS Heidi
- 14 WRIGHT Katelyn
- 15 VOSS-SHAFIQ Felicia
- 16 McCREESH Jennifer
- 17 LANG Allison



## Final Standings

Classement final  
As of SAT 7 SEP 2024

Rank	Team
Gold	USA - United States of America
Silver	CHN - People's Republic of China
Bronze	CAN - Canada
4	BRA - Brazil
5	ITA - Italy
6	SLO - Slovenia
7	RWA - Rwanda
8	FRA - France

## Dream Team

Best Server	PETERS Heidi (CAN)
Best Receiver	ZHANG Lijun (CHN)
Best Setter	KANAHELE Kaleo Okalani (USA)
Best Attacker	ERICKSON Heather Nicole (USA)
Best Blocker	WEBSTER Lora Jessica (USA)
Best Libero	WONG Jolan (CAN)
Most Valuable Player	ERICKSON Heather Nicole (USA)



### Team Roster

Composition de l'équipe  
As of WED 28 AUG 2024 at 11:40

### BRA - Brazil

No.	Name	Shirt Name	Playing position	Sport Class	Highest Reach		Date of Birth	Club	National Selections			
					Spike cm	Block cm			WCH	PG	Int.	Total
1	NASCIMENTO LIMA Bruna	BRUNA	MB	VS1	142	139	15 JAN 1990	Sesi-SP (BRA)	2	1	3	
2	DIAS de OLIVERA Edwarda	DUDA	OH	VS1	139	136	22 APR 1999	Associacao Paralimpica Go (BRA)	3	2	9	
3	da COSTA DIAS Gizele Maria	GIZELE	L	VS1	128	125	29 OCT 1977	Sesi-SP (BRA)	4	2	10	
4	SILVA da Adria Jesus	ADRIA	MB	VS1	143	140	1 JUN 1983	Associacao Paralimpica Go (BRA)	5	3	10	
5	PEREIRA Pamela	PAMELA	OH	VS1	135	132	25 APR 1988	Associacao Paralimpica Go (BRA)	3	2	4	
7	SILVA Nathalie Filomena	N. FILOMENA	OH	VS1	139	136	13 APR 1990	Sesi-SP (BRA)	6	3	10	
8	LIMA DELLANGELICA Suellen Cristine	SUELLEN	OH	VS1	143	140	4 NOV 1989	Sesi-SP (BRA)	6	2	10	
10	CUNHA Janaina Petit (c)	PETIT	OH	VS2	148	145	16 JUL 1977	Sesi-SP (BRA)	6	2	10	
11	de ALMEIDA SILVA Nurya	NURYA	OH	VS1	128	125	26 APR 1991	Associacao Paralimpica Go (BRA)	3	2	4	
12	RODRIGUES BATISTA Laiana	LAIANA	OH	VS1	148	145	8 MAY 1982	Sesi-SP (BRA)	3	2	6	
14	MARIA LEIRA de CASTRO Camila	CAMILA	OH	VS2	146	143	8 MAY 1982	Associacao Paralimpica Go (BRA)	2	2	6	
18	GUISSO FIORESE Luiza	FIORESE	OH	VS1	143	140	13 JUL 1997	Associacao Paralimpica Go (BRA)	2	1	3	
<b>Team Minimum</b>					128	125						
<b>Team Average</b>					140	137						
<b>Team Maximum</b>					148	145						

0

**Technical Staff:**

**Head Coach:** GUIMARAES Fernando  
**Assistant Coach:** MANTOVANELLI Paulo  
 LEMES BRINO Fernanda  
**Doctor:** MORAIS Leonardo  
**Physiotherapist:** FERREIRA Ana Paula  
**Statistician:** SILVA CARDOSO Danilo

**Uniform**

**Main:**  
**2nd:**  
**3rd:**

**Team Colour**

Yellow  
 Green  
 Blue

**Libero Colour**

Blue  
 Yellow  
 Green

**Legend:**

<b>(c)</b> Captain	<b>Int.</b> Other International Competitions	<b>L</b> Libero	<b>MB</b> Middle Blocker	<b>No.</b> Shirt number	<b>PG</b> Paralympic Games
<b>OH</b> Outside Hitter	<b>O</b> Opposite	<b>S</b> Setter	<b>WCH</b> World Championships		



### Team Roster

Composition de l'équipe  
As of WED 28 AUG 2024 at 11:40

### CAN - Canada

No.	Name	Shirt Name	Playing position	Sport Class	Highest Reach		Date of Birth	Club	National Selections				
					Spike cm	Block cm			WCH	PG	Int.	Total	
2	KOZUN Julie	KOZUN	OH	VS1	141	128	23 DEC 1999			2	1	4	
3	ELLIS Danielle (c)	ELLIS	OH	VS1	150	148	17 NOV 1991			3	2	7	
4	OAKES Jennifer	OAKES	S	VS1	143	142	4 FEB 1998			2	2	6	
7	FERGUSSON Anne	FERGUSSON	O	VS1	133	133	11 OCT 1995			2	1	4	
8	WONG Jolan	WONG	L	VS1	129	128	20 JAN 1990			3	2	7	
9	MELENKA Sarah	MELENKA	S	VS2	139	138	9 NOV 1998			2		4	
11	PETERS Heidi	PETERS	OH	VS1	140	141	12 OCT 1994			2	2	6	
14	WRIGHT Katelyn	WRIGHT	O	VS1	141	139	3 JAN 1990			1	2	6	
15	VOSS-SHAFIQ Felicia	VOSS-SHAFIQ	O	VS1	138	134	25 APR 1980			2	2	6	
16	McCREESH Jennifer	McCREESH	OH	VS1	146	143	16 MAY 1984			1		2	
17	LANG Allison	LANG	OH	VS1	143	142	3 SEP 1993			2		3	
<b>Team Minimum</b>					129	128							0
<b>Team Average</b>					140	138							
<b>Team Maximum</b>					150	148							

**Technical Staff:**  
**Head Coach:** BAN Nicole  
**Assistant Coach:** HOBBS Chelsea  
 ROZENDAAL Kate  
**Physiotherapist:** WONG Yung Yung  
**Statistician:** BONNAURE Lionel (FRA)

**Uniform**  
**Main:** Red  
**2nd:** Black  
**3rd:** White

**Team Colour**  
 Red  
 Black  
 White

**Libero Colour**  
 Black  
 White  
 Red

Legend:												
(c)	Captain	Int.	Other International Competitions	L	Libero	MB	Middle Blocker	No.	Shirt number	PG	Paralympic Games	
OH	Outside Hitter	O	Opposite	S	Setter	WCH	World Championships					





### Team Roster

Composition de l'équipe  
As of WED 28 AUG 2024 at 11:40

### FRA - France

No.	Name	Shirt Name	Playing position	Sport Class	Highest Reach		Date of Birth	Club	National Selections			
					Spike cm	Block cm			WCH	PG	Int.	Total
4	MARSA GALANT Estelle	MARSA GALANT	OH	VS2			1 JUL 1977	Usjm Volley				
6	LIGNER Julie	LIGNER	OH	VS1			30 NOV 1982	Asul Lyon				
7	BAILLOT Severine	BAILLOT	MB	VS1			21 AUG 1978	Asptt Besancon				
8	RIGAL Anais	RIGAL	S	VS1			26 MAY 1989	VC Le Haillan				
9	AGBODJAN PRINCE Jenna (c)	AGBODJAN PRINCE	OH	VS1			11 APR 1985	Charenton Le Pont				
10	MEDJAHERI Lynda	MEDJAHERI	OH	VS1			10 JUL 1981	Castres VB				
12	GARCIA Aurelie	GARCIA	MB	VS1			29 SEP 1981	Asptt Lannion				
14	LANES Olivia	LANES	OH	VS1			11 MAR 1977	Caen VB				
15	FAIMALI MEGER Karen	FAIMALI MEGER	OH	VS1			6 JUL 1975	VC Le Haillan				
<b>Team Minimum</b>												0
<b>Team Average</b>												
<b>Team Maximum</b>												

**Technical Staff:**

**Head Coach:** ESCALA Yohann  
**Assistant Coach:** de THY Morgane  
 BERNOU Chrystel  
**Physiotherapist:** ARISS Sarah  
**Statistician:** COSTE Jordane

**Uniform**

**Main:**  
**2nd:**  
**3rd:**

**Team Colour**

Blue  
 White  
 Red

**Libero Colour**

Red  
 Blue  
 White

<b>Legend:</b>												
(c)	Captain	Int.	Other International Competitions	L	Libero	MB	Middle Blocker	No.	Shirt number	PG	Paralympic Games	
OH	Outside Hitter	O	Opposite	S	Setter	WCH	World Championships					



### Team Roster

Composition de l'équipe  
As of WED 28 AUG 2024 at 15:37

**REVISED**  
28 AUG 15:37

### ITA - Italy

No.	Name	Shirt Name	Playing position	Sport Class	Highest Reach		Date of Birth	Club	National Selections				
					Spike cm	Block cm			WCH	PG	Int.	Total	
1	BELLANDI Giulia	BELLANDI	S	VS1	136	127	4 MAY 1990	Dream Volley Pisa SSD arl (ITA)	2	2	3		
4	PEDRELLI Roberta	PEDRELLI	OH	VS1	141	133	4 JAN 1979	Volley Club Cesena (ITA)	2	2	3		
5	BOSIO Francesca (c)	BOSIO	OH	VS1	146	136	4 JAN 1994	Argentario Calisio Volley (ITA)	2	2	3		
6	CECCATELLI Eva	CECCATELLI	O	VS1	138	129	2 MAY 1974	Dream Volley Pisa (ITA)	2	2	3		
7	CIRELLI Sara	CIRELLI	MB	VS2	142	140	20 APR 1991	Dream Volley Pisa (ITA)	2	2	3		
8	BARIGELLI Flavia	BARIGELLI	O	VS1	141	136	25 JAN 1991	ASD Astrolabio 2000 (ITA)	2	2	3		
9	BATTAGLIA Raffaella	BATTAGLIA	OH	VS1	133	128	27 MAY 1990	ASD Villesse Volley (ITA)	2	2	3		
10	DESINI Sara	DESINI	O	VS1	141	133	30 NOV 1998	Pallavolo Olbia (ITA)	2	2	3		
11	SPEDIACCI Elisa	SPEDIACCI	L	VS1	133	128	12 JUL 1990	Dream Volley Pisa (ITA)	1	1	2		
12	ARINGHIERI Giulia	ARINGHIERI	MB	VS2	149	141	31 MAY 1987	Dream Volley Pisa DDS arl (ITA)	2	2	3		
18	BIASI Silvia	BIASI	L	VS1	129	125	11 APR 1988	Volley Codogne (ITA)	2	2	3		
21	MOGGIO Alessandra	MOGGIO	O	VS1	141	133	12 FEB 2004	Ancis Villaricca (ITA)	1	1	1		
					<b>Team Minimum</b>	129	125						0
					<b>Team Average</b>	139	132						
					<b>Team Maximum</b>	149	141						

**Technical Staff:**

**Head Coach:** RIBEIRO Amauri (BRA)  
**Assistant Coach:** BERETTA Massimo  
 de SANCTIS Elva Giulia  
**Doctor:** LONGA Emanuela  
**Physiotherapist:** PASTORELLI Mattia  
**Statistician:** LIBRIO Lorenzo

**Uniform**

**Main:**  
**2nd:**  
**3rd:**

**Team Colour**

Blue  
 White  
 Dark Blue

**Libero Colour**

White  
 Dark Blue  
 Blue

<b>Legend:</b>												
(c)	Captain	Int.	Other International Competitions	L	Libero	MB	Middle Blocker	No.	Shirt number	PG	Paralympic Games	
OH	Outside Hitter	O	Opposite	S	Setter	WCH	World Championships					

**REVISED** Uniform colours updated for both Team and Libero.







### Team Roster

Composition de l'équipe  
As of WED 28 AUG 2024 at 11:40

### CHN - China

No.	Name	Shirt Name	Playing position	Sport Class	Highest Reach		Date of Birth	Club	National Selections			
					Spike cm	Block cm			WCH	PG	Int.	Total
1	TANG Xuemei	TANG X.M.	MB	VS1	143	140	4 FEB 1994	Jiangsu (CHN)	8	10	32	
2	LYU Hongqin	LYU H.Q.	S	VS1	136	134	4 OCT 1980	Shanghai (CHN)	30	25	82	
3	SU Limei	SU L.M.	OH	VS1	142	139	16 OCT 1988	Shanghai (CHN)	10	10	40	
5	HU Huizi	HU H.Z.	O	VS1	143	140	17 MAR 2001	Shanghai (CHN)		5	10	
6	LI Ting	LI T.	S	VS1	135	133	25 OCT 1989	Shanghai (CHN)	6	6	42	
7	WANG Yanan	WANG Y.N.	O	VS1	143	140	8 SEP 1991	Shanghai (CHN)	12	15	38	
9	ZHANG Xufei	ZHANG X.F.	MB	VS1	144	141	28 AUG 1984	Shanghai (CHN)	30	25	85	
10	XU Yixiao (c)	Xu Y.X.	OH	VS2	153	150	4 AUG 1983	Shanghai (CHN)	5	10	46	
11	ZHANG Lijun	ZHANG L.J.	OH	VS1	145	142	31 AUG 1985	Liaoning (CHN)	15	20	47	
12	QIU Junfei	QIU J.F.	MB	VS1	142	140	11 AUG 1985	Jiangsu (CHN)	10	5	20	
13	ZHAO Meiling	ZHAO M.L.	MB	VS1	143	141	16 MAR 1987	Shanghai (CHN)	10	10	35	
16	HUANG Lu	HUANG L.	L	VS1	135	129	11 DEC 1997	Jiangsu (CHN)			5	
				<b>Team Minimum</b>	135	129						
				<b>Team Average</b>	142	139						
				<b>Team Maximum</b>	153	150						

0

**Technical Staff:**

**Head Coach:** XU Huimin  
**Assistant Coach:** SHENG Yuhong  
TANG Yiming

**Uniform**

**Main:**  
**2nd:**  
**3rd:**

**Team Colour**

Red  
Blue  
White

**Libero Colour**

Blue  
White  
Red

**Legend:**

<b>(c)</b> Captain	<b>Int.</b> Other International Competitions	<b>L</b> Libero	<b>MB</b> Middle Blocker	<b>No.</b> Shirt number	<b>PG</b> Paralympic Games
<b>OH</b> Outside Hitter	<b>O</b> Opposite	<b>S</b> Setter	<b>WCH</b> World Championships		



### Team Roster

Composition de l'équipe  
As of THU 29 AUG 2024 at 11:45

**REVISED**  
29 AUG 11:45

### RWA - Rwanda

No.	Name	Shirt Name	Playing position	Sport Class	Highest Reach		Date of Birth	Club	National Selections			
					Spike cm	Block cm			WCH	PG	Int.	Total
1	NYIRANSHIMIYIMANA Agnes	AGNES	O	VS1	139	139	1 JAN 1976	Gicumbi (RWA)	2	2	6	
2	UWIMPUHWE Faustina	FAUSTINA	MB	VS1	140	139	20 JAN 1999	Gicumbi (RWA)				3
3	MUREBWAYIRE Claudine	CLAUDINE	MB	VS1	145	144	1 JAN 1990	Bugesera (RWA)	2	2	6	
4	NYIRAMBARUSHIMANA Sandrine	SANDRINE	O	VS2	142	141	1 JAN 1997	Bugesera (RWA)	2	2	6	
5	MUSABYEMARIYA Alice	ALICE	OH	VS1	140	139	1 DEC 1996	Bugesera (RWA)	2	1	6	
8	MUCYO Marie Adeline	MARIE ADELINE	O	VS1	144	143	30 OCT 1990	Nyarugenge (RWA)				3
11	NYIRANEZA Solange	SOLANGE	OH	VS1	141	140	28 JUN 1996	Nyarugenge (RWA)	2	2	6	
13	UMUTONI Clementine	CLEMENTINE	MB	VS1	143	142	18 FEB 1984	Bugesera (RWA)	2	2	6	
14	MULISA Hosiana	HOSIANA	L	VS1	132	131	4 JUL 1993	Bugesera (RWA)	1	1	3	
15	MUKOBWANKAWE Liliane (c)	LILIANE	O	VS1	140	139	1 JAN 1989	Gicumbi (RWA)	2	2	6	
16	MUTUYIMANA Chantal	CHANTAL	O	VS1	140	139	25 FEB 1992	Musanze (RWA)	1	1	4	
<b>Team Minimum</b>					132	131						
<b>Team Average</b>					141	140						
<b>Team Maximum</b>					145	144						

0

**Technical Staff:**

**Head Coach:** ELAIUTY Mosaad (EGY)  
**Assistant Coach:** UMUTESI RUBAYIZA Marie Josee  
 NDAMYUMUGABE Emmanuel  
**Physiotherapist:** NZAYISENGA Sauda

**Uniform**

**Main:**  
**2nd:**  
**3rd:**

**Team Colour**

Blue  
 Blue

**Libero Colour**

Yellow  
 Yellow

<b>Legend:</b>	(c) Captain	Int. Other International Competitions	L Libero	MB Middle Blocker	No. Shirt number	PG Paralympic Games
	OH Outside Hitter	O Opposite	S Setter	WCH World Championships		

**REVISED** Roster updated.



### Team Roster

Composition de l'équipe  
As of WED 28 AUG 2024 at 11:40

### SLO - Slovenia

No.	Name	Shirt Name	Playing position	Sport Class	Highest Reach		Date of Birth	Club	National Selections				
					Spike cm	Block cm			WCH	PG	Int.	Total	
1	FERJAN Jana	FERJAN	MB	VS1	139	138	28 FEB 1979	SD Plav (SLO)	16			116	
4	JAKIN Bogomira	JAKIN	S	VS1	133	132	22 OCT 1957	OK Gorica (SLO)	31	15		306	
6	OCEPEK Suzana	OCEPEK	S	VS1	134	134	24 NOV 1985	OK Sempeter (SLO)	26	5		191	
7	VRABIC Klara	VRABIC	MB	VS2	143	141	22 MAY 2002	OK Sempeter (SLO)	6			57	
8	GOSNAK Danica	GOSNAK	L	VS1	132	131	14 FEB 1962	Isd Samorastnik (SLO)	25	15		180	
10	KOTNIK HREN Sasa	KOTNIK HREN	S	VS1	129	129	16 SEP 1980	Isd Maxi (SLO)	30	10		185	
11	GABRSCEK Lena (c)	GABRSCEK	OH	VS1	140	139	12 JUN 1994	OK Sempeter (SLO)	25	5		165	
13	POGACAR Vesna	POGACAR	OH	VS1	129	129	24 JUL 2006	Sportno Drustvo Ilj (SLO)				3	
14	VRHOVNIK Tija	VRHOVNIK	OH	VS1	133	132	10 NOV 1999	OK Sempeter (SLO)	11			62	
17	KOCMUR Barbara	KOCMUR	L	VS1	133	132	17 OCT 2002	Sportno Drustvo Ilj (SLO)				8	
					<b>Team Minimum</b>	129	129						
					<b>Team Average</b>	135	134						
					<b>Team Maximum</b>	143	141						

0

**Technical Staff:**

**Head Coach:** BOZIC Simon  
**Assistant Coach:** MIHORKO Branko  
**Doctor:** BURGER Helena  
**Therapist:** KNEZEVIC Stefan (CRO)  
**Statistician:** DURIC Darko

**Uniform**

**Main:** Blue  
**2nd:** Green  
**3rd:** White

**Team Colour**

Blue  
 Green  
 White

**Libero Colour**

Green  
 Blue  
 Green

<b>Legend:</b>												
(c)	Captain	Int.	Other International Competitions	L	Libero	MB	Middle Blocker	No.	Shirt number	PG	Paralympic Games	
OH	Outside Hitter	O	Opposite	S	Setter	WCH	World Championships					





### Team Roster

Composition de l'équipe  
As of WED 28 AUG 2024 at 11:40

### USA - United States

No.	Name	Shirt Name	Playing position	Sport Class	Highest Reach		Date of Birth	Club	National Selections			
					Spike cm	Block cm			WCH	PG	Int.	Total
1	WEBSTER Lora Jessica	WEBSTER	MB	VS1	154	150	26 AUG 1986	USA Women's Sitting (USA)	11	19	101	
2	ZUMMO Bethany Paige	ZUMMO	L	VS1	137	136	15 FEB 1993	USA Women's Sitting (USA)	16	19	126	
3	SHIFFLETT-PATTERSON Alexis Ann	SHIFFLETT	S	VS1	139	133	12 MAY 1996	USA Women's Sitting (USA)	12	5	108	
5	BRIDGE Kathryn Sue	BRIDGE	OH	VS1	156	151	8 JUN 1986	USA Women's Sitting (USA)	24	20	172	
6	ERICKSON Heather Nicole	ERICKSON	OH	VS1	153	149	9 MAY 1993	USA Women's Sitting (USA)	24	20	177	
7	MATTHEWS Monique Marie (c)	MATTHEWS	OH	VS1	151	149	11 AUG 1989	USA Women's Sitting (USA)	24	15	166	
8	DOSTY Whitney Jenay	DOSTY	OH	VS2	158	153	25 FEB 1988	USA Women's Sitting (USA)	3	3	43	
9	EDWARDS Tia Mackenzie	EDWARDS	MB	VS1	138	137	8 APR 1995	USA Women's Sitting (USA)	9	4	87	
10	SATCHELL Sydney Chanel	SATCHELL	L	VS1	132	124	23 APR 1992	USA Women's Sitting (USA)	4		35	
12	SCHIECK Emma Joyce	SCHIECK	OH	VS1	148	145	6 AUG 2001	USA Women's Sitting (USA)	2	3	37	
14	KANAHELE Kaleo Okalani	KANAHELE	S	VS2	143	137	11 JUN 1996	USA Women's Sitting (USA)	22	15	134	
16	NIEVES Nicole	NIEVES	MB	VS1	154	153	6 OCT 1989	USA Women's Sitting (USA)	14	5	117	
			<b>Team Minimum</b>		132	124						
			<b>Team Average</b>		147	143						
			<b>Team Maximum</b>		158	153						

0

**Technical Staff:**

**Head Coach:** HAMITER Bill William Olen  
**Assistant Coach:** GOODALL Michelle Diane  
 FILHO Leonidio (BRA)  
**Physiotherapist:** KING Katherine Marie  
**Statistician:** HICKS Jeffery Bryan

**Uniform**

**Main:**  
**2nd:**  
**3rd:**

**Team Colour**

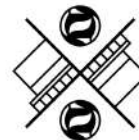
Blue  
 Red  
 White

**Libero Colour**

White  
 White  
 Blue

<b>Legend:</b>												
(c)	Captain	Int.	Other International Competitions	L	Libero	MB	Middle Blocker	No.	Shirt number	PG	Paralympic Games	
OH	Outside Hitter	O	Opposite	S	Setter	WCH	World Championships					





## Competition Summary - Final Round

Résumé de la compétition - tour final

As of SAT 7 SEP 2024

Match	Phase	Date	Teams	Sets	Points per Set					Total Points	Match Duration	Spectators
					1	2	3	4	5			
13	Classification 7-8	WED 4 SEP	FRA vs RWA	0 - 3	9 - 25	8 - 25	11 - 25			28 - 75	53min	2,583
14	Classification 5-6	WED 4 SEP	ITA vs SLO	3 - 0	25 - 19	25 - 13	25 - 19			75 - 51	1h 2min	1,570
16	Semifinals	THU 5 SEP	BRA vs USA	1 - 3	22 - 25	25 - 22	14 - 25	15 - 25		76 - 97	1h 46min	2,575
15	Semifinals	THU 5 SEP	CHN vs CAN	3 - 0	25 - 16	25 - 22	25 - 18			75 - 56	1h 13min	2,575
17	Bronze Medal Match	SAT 7 SEP	CAN vs BRA	3 - 0	25 - 15	25 - 18	25 - 18			75 - 51	1h 14min	4,054
18	Gold Medal Match	SAT 7 SEP	CHN vs USA	1 - 3	21 - 25	25 - 23	20 - 25	22 - 25		88 - 98	1h 41min	4,089

Statistics of	Average Match Duration	Average Spectators	Total Spectators
Preliminary Round	1h 10min	3,187	38,245
Final Round	1h 18min	2,908	17,446
Tournament	1h 13min	3,094	55,691

### Semifinals

### Finals

CHN - China

Match 15

CAN - Canada

CHN - China  
3 - 0

Match 18

BRA - Brazil

Match 16

USA - United States

USA - United States  
3 - 1

USA  
3 - 1

CAN - Canada

Match 17

BRA - Brazil

CAN  
3 - 0

### Classification

ITA - Italy

Match 14

SLO - Slovenia

ITA  
3 - 0

FRA - France

Match 13

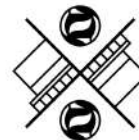
RWA - Rwanda

RWA  
3 - 0

### Final Standings

Rank Teams

- Gold** USA
- Silver** CHN
- Bronze** CAN
- 4 BRA
- 5 ITA
- 6 SLO
- 7 RWA
- 8 FRA



**Match Results**  
Résultats du match

Match 18

**CHN vs USA**  
1 3

**Match Duration: 1h 41min**  
**Spectators: 4,089**

Team	Sets	1	2	3	4	Total
CHN	1	21	25	20	22	88
USA	3	25	23	25	25	98
	<b>Playing Time</b>	21min	24min	22min	25min	1h 32min

1st Referee: RICHER Marie-Claude (CAN)

2nd Referee: ARPAS Krisztina (HUN)

CHN - People's Republic of China													
No.	Name	Pos.	Line-up					Points by Set					Pts
			1	2	3	4	5	1	2	3	4	5	
1	TANG X.M.	MB	2	2	2	2	3	4	3	5	15		
2	LYU H.Q.	S	3	3	3	3	1			1			
3	SU L.M.	OH											
5	HU H.Z	O											
6	LI T.	S											
7	WANG Y.N.	O	6	6	6	6	2	2	2	3	9		
9	ZHANG X.F.	MB	5	5	5	5	2	3	4	1	10		
10	Xu Y.X. (c)	OH	4	4	4	4	8	6	4	4	22		
11	ZHANG L.J.	OH	1	1	1	1	3	4	3	4	14		
12	QIU J.F.	MB											
13	ZHAO M.L.	MB											
16	HUANG L.	L	L	L	L	L							
<b>Head Coach:</b>		XU Huimin											
<b>Assistant Coach:</b>		SHENG Yuhong / TANG Yiming											

USA - United States of America													
No.	Name	Pos.	Line-up					Points by Set					Pts
			1	2	3	4	5	1	2	3	4	5	
1	WEBSTER	MB	3	4	3	4	2	1	1	1	5		
2	ZUMMO	L	L	L	L	L							
3	SHIFFLETT	S											
5	BRIDGE	OH	2	3	2	3	3	3	5	4	15		
6	ERICKSON	OH	4	5	4	5	7	8	10	3	28		
7	MATTHEWS (c)	OH	5	6	5	6	2	1	4	4	11		
8	DOSTY	OH											
9	EDWARDS	MB											
10	SATCHELL	L											
12	SCHIECK	OH	5		5								
14	KANAHELE	S	1	2	1	2	3	2		2	7		
16	NIEVES	MB	6	1	6	1	2	2	2	2	8		
<b>Head Coach:</b>		HAMITER Bill William Olen											
<b>Assistant Coach:</b>		GOODALL Michelle Diane / FILHO Leonidio (BRA)											
<b>Physiotherapist</b>		KING Katherine Marie											
<b>Statistician:</b>		HICKS Jeffery Bryan											

**TEAM AND PLAYER PERFORMANCES**

Won	Total Atts	No. Name	Scoring Skills	Won	Total Atts	No. Name
<b>56</b>	<b>161</b>	<b>Total Team</b>	<b>Attack</b>	<b>54</b>	<b>134</b>	<b>Total Team</b>
21	58	10 XU Yixiao		25	40	6 ERICKSON Heather Nicole
15	36	1 TANG Xuemei		12	28	5 BRIDGE Kathryn Sue
7	20	11 ZHANG Lijun	6	15	14 KANAHELE Kaleo Okalani	
<b>6</b>	<b>59</b>	<b>Total Team</b>	<b>Block</b>	<b>17</b>	<b>90</b>	<b>Total Team</b>
2	13	7 WANG Yanan		5	26	1 WEBSTER Lora Jessica
2	9	11 ZHANG Lijun		5	13	7 MATTHEWS Monique Marie
1	13	2 LYU Hongqin	2	12	6 ERICKSON Heather Nicole	
<b>9</b>	<b>89</b>	<b>Total Team</b>	<b>Serve</b>	<b>3</b>	<b>97</b>	<b>Total Team</b>
5	23	11 ZHANG Lijun		1	16	6 ERICKSON Heather Nicole
2	14	9 ZHANG Xufei		1	11	7 MATTHEWS Monique Marie
1	11	7 WANG Yanan	1	22	5 BRIDGE Kathryn Sue	
<b>17</b>		<b>Total Team</b>	<b>Opponent Error</b>	<b>24</b>		<b>Total Team</b>
<b>88</b>	<b>309</b>	<b>Total Team</b>		<b>98</b>	<b>321</b>	<b>Total Team</b>
<b>22</b>	<b>80</b>	10 XU Yixiao	<b>Best Scorer</b>	<b>28</b>	<b>68</b>	6 ERICKSON Heather Nicole
<b>56km/h</b>		11 ZHANG Lijun	<b>Fastest Serve</b>	<b>47km/h</b>		14 KANAHELE Kaleo Okalani

Legend:					
(c)	Captain	Atts	Attempts	L	Libero
MB	Middle Blocker	n	Starting line-up where n = starting position on court (i.e. positions 1 to 6)	L	Substitute Libero
nn	Substitute where nn = Shirt number of outgoing player	No.	Shirt number	O	Opposite
OH	Outside Hitter	Pos.	Playing position	S	Setter



**Match Results**  
Résultats du match

Match 17

**CAN vs BRA**  
**3 0**

**Match Duration: 1h 14min**  
**Spectators: 4,054**

Team	Sets	1	2	3	Total
<b>CAN</b>	<b>3</b>	25	25	25	75
<b>BRA</b>	<b>0</b>	15	18	18	51
<b>Playing Time</b>		21min	25min	23min	1h 9min

1st Referee: BASIC Mirza (BIH)

2nd Referee: RAKHMETOV Ayan (KAZ)

CAN - Canada														
No.	Name	Pos.	Line-up					Points by Set					Pts	
			1	2	3	4	5	1	2	3	4	5		
2	KOZUN	OH	5	6	5			1	1	3				5
3	ELLIS (c)	OH	1	2	1			1	9	3				13
4	OAKES	S	6	1	6			2	4	6				12
7	FERGUSSON	O												
8	WONG	L	L	L	L									
9	MELENKA	S	3	4	3			3	1	1				5
11	PETERS	OH	4	5	4			11	5	2				18
14	WRIGHT	O												
15	VOSS-SHAFIQ	O												
16	McCREESE	OH												
17	LANG	OH	2	3	2			3	2	1				6

Head Coach: BAN Nicole  
Assistant Coach: HOBBS Chelsea / ROZENDAAL Kate  
Physiotherapist: WONG Yung Yung  
Statistician: BONNAURE Lionel (FRA)

BRA - Brazil															
No.	Name	Pos.	Line-up					Points by Set					Pts		
			1	2	3	4	5	1	2	3	4	5			
1	BRUNA	MB	7	8	5							4			4
2	DUDA	OH	1	1	1			1	3	2					6
3	GIZELE	L	L	L	L										
4	ADRIA	MB													
5	PAMELA	OH	12	6	12			1	2						3
7	N. FILOMENA	OH	5	5	3					1					1
8	SUELLEN	OH	2	2	6			3	4	2					9
10	PETIT (c)	OH	4	4	4			1	2	5					8
11	NURYA	OH	18	18	8										
12	LAIANA	OH	6	5	2										
14	CAMILA	OH													
18	FIGO	OH	3	3				1							1

Head Coach: GUIMARAES Fernando  
Assistant Coach: MANTOVANELLI Paulo / LEMES BRINO Fernanda  
Doctor: MORAIS Leonardo  
Physiotherapist: FERREIRA Ana Paula  
Statistician: SILVA CARDOSO Danilo

**TEAM AND PLAYER PERFORMANCES**

Won	Total Atts	No. Name
<b>37</b>	<b>79</b>	<b>Total Team</b>
10	18	4 OAKES Jennifer
9	16	3 ELLIS Danielle
9	20	11 PETERS Heidi
<b>7</b>	<b>29</b>	<b>Total Team</b>
2	9	9 MELENKA Sarah
2	5	3 ELLIS Danielle
1	8	4 OAKES Jennifer
<b>15</b>	<b>74</b>	<b>Total Team</b>
9	21	11 PETERS Heidi
2	12	3 ELLIS Danielle
1	8	4 OAKES Jennifer
<b>16</b>		<b>Total Team</b>
<b>75</b>	<b>182</b>	<b>Total Team</b>

Scoring Skills
<b>Attack</b>
<b>Block</b>
<b>Serve</b>
<b>Opponent Error</b>
<b>Total</b>

Won	Total Atts	No. Name
<b>21</b>	<b>70</b>	<b>Total Team</b>
6	13	10 CUNHA Janaina Petit
6	20	8 LIMA DELLANGELICA Suellen Cristine
4	11	2 DIAS de OLIVERA Edwarda
<b>8</b>	<b>38</b>	<b>Total Team</b>
2	3	1 NASCIMENTO LIMA Bruna
2	7	2 DIAS de OLIVERA Edwarda
2	7	8 LIMA DELLANGELICA Suellen Cristine
<b>3</b>	<b>52</b>	<b>Total Team</b>
1	10	7 SILVA Nathalie Filomena
1	9	8 LIMA DELLANGELICA Suellen Cristine
1	4	5 PEREIRA Pamela
<b>19</b>		<b>Total Team</b>
<b>51</b>	<b>160</b>	<b>Total Team</b>

<b>18</b>	<b>43</b>	11 PETERS Heidi
-----------	-----------	-----------------

<b>Best Scorer</b>
--------------------

<b>9</b>	<b>36</b>	8 LIMA DELLANGELICA Suellen Cristine
----------	-----------	--------------------------------------

<b>68km/h</b>	11 PETERS Heidi
---------------	-----------------

<b>Fastest Serve</b>
----------------------

<b>53km/h</b>	8 LIMA DELLANGELICA Suellen Cristine
---------------	--------------------------------------

**Legend:**

(c)	Captain	Atts	Attempts	L	Libero	L	Substitute Libero
MB	Middle Blocker	n	Starting line-up where n = starting position on court (i.e. positions 1 to 6)	No.	Shirt number	O	Opposite
nn	Substitute where nn = Shirt number of outgoing player	Pos.	Playing position	Pts	Points scored	S	Setter
OH	Outside Hitter						



**Match Results**  
Résultats du match

Match 16

**BRA vs USA**  
1 3

**Match Duration: 1h 46min**  
**Spectators: 2,575**

Team	Sets	1	2	3	4	Total
<b>BRA</b>	<b>1</b>	22	25	14	15	76
<b>USA</b>	<b>3</b>	25	22	25	25	97
	<b>Playing Time</b>	26min	26min	21min	24min	1h 37min

**1st Referee:** KUZMANOVIC Slavisa (BIH)

**2nd Referee:** DAUCHEL Philippe (FRA)

BRA - Brazil		Line-up					Points by Set					Pts	
No.	Name	Pos.	1	2	3	4	5	1	2	3	4		5
1	BRUNA	MB			7								
2	DUDA	OH	1	1	1	1		3	5	2	4		14
3	GIZELE	L	L	L	L	L							
4	ADRIA	MB		8	8								
5	PAMELA	OH	12		18	12			1				1
7	N. FILOMENA	OH	5	5	5	5		1	3				4
8	SUELLEN	OH	2	2	2	2		4	4	3	3		14
10	PETIT (c)	OH	4	4	4	4		5		3	3		11
11	NURYA	OH	10		12	18							
12	LAIANA	OH	6	6	6	6		2	3	2			7
14	CAMILA	OH	18		10					1			1
18	FIGIORESE	OH	3	3	3	3		3	1				4
<b>Head Coach:</b>		GUIMARAES Fernando											
<b>Assistant Coach:</b>		MANTOVANELLI Paulo / LEMES BRINO Fernanda											
<b>Doctor:</b>		MORAIS Leonardo											
<b>Physiotherapist:</b>		FERREIRA Ana Paula											
<b>Statistician:</b>		SILVA CARDOSO Danilo											

USA - United States of America		Line-up					Points by Set					Pts	
No.	Name	Pos.	1	2	3	4	5	1	2	3	4		5
1	WEBSTER	MB	3	4	3	4			1	5	3		9
2	ZUMMO	L	L	L	L	L							
3	SHIFFLETT	S			6								
5	BRIDGE	OH	2	3	2	3		7	7	2	5		21
6	ERICKSON	OH	4	5	4	5		5	3	5	5		18
7	MATTHEWS (c)	OH	5	6	5	6		3	1	1	2		7
8	DOSTY	OH			14								
9	EDWARDS	MB	6	1	6	1		2	4	2	2		10
10	SATCHELL	L											
12	SCHIECK	OH	5	5	5	5							
14	KANAHELE	S	1	2	1	2		3		1	2		6
16	NIEVES	MB											
<b>Head Coach:</b>		HAMITER Bill William Olen											
<b>Assistant Coach:</b>		GOODALL Michelle Diane / FILHO Leonidio (BRA)											
<b>Physiotherapist:</b>		KING Katherine Marie											
<b>Statistician:</b>		HICKS Jeffery Bryan											

**TEAM AND PLAYER PERFORMANCES**

Won	Total Atts	No.	Name
<b>35</b>	<b>152</b>	<b>Total Team</b>	
10	29	2	DIAS de OLIVERA Edwarda
9	31	8	LIMA DELLANGELICA Suellen Cristine
8	34	10	CUNHA Janaina Petit
<b>11</b>	<b>59</b>	<b>Total Team</b>	
3	16	2	DIAS de OLIVERA Edwarda
2	12	12	RODRIGUES BATISTA Laiana
2	8	18	GUISSO FIGIORESE Luiza
<b>10</b>	<b>77</b>	<b>Total Team</b>	
4	14	8	LIMA DELLANGELICA Suellen Cristine
2	14	10	CUNHA Janaina Petit
1	16	7	SILVA Nathalie Filomena
<b>20</b>	<b>Total Team</b>		
<b>76</b>	<b>288</b>	<b>Total Team</b>	

Scoring Skills
<b>Attack</b>
<b>Block</b>
<b>Serve</b>
<b>Opponent Error</b>
<b>Total</b>

Won	Total Atts	No.	Name
<b>44</b>	<b>140</b>	<b>Total Team</b>	
15	39	5	BRIDGE Kathryn Sue
13	37	6	ERICKSON Heather Nicole
5	20	9	EDWARDS Tia Mackenzie
<b>16</b>	<b>68</b>	<b>Total Team</b>	
4	15	1	WEBSTER Lora Jessica
4	9	5	BRIDGE Kathryn Sue
4	13	6	ERICKSON Heather Nicole
<b>11</b>	<b>96</b>	<b>Total Team</b>	
3	10	9	EDWARDS Tia Mackenzie
3	17	14	KANAHELE Kaleo Okalani
2	13	5	BRIDGE Kathryn Sue
<b>26</b>	<b>Total Team</b>		
<b>97</b>	<b>304</b>	<b>Total Team</b>	

**14**   **47**   8 LIMA DELLANGELICA Suellen Cristine

**Best Scorer**

**21**   **61**   5 BRIDGE Kathryn Sue

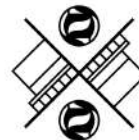
**53km/h**   8 LIMA DELLANGELICA Suellen Cristine

**Fastest Serve**

**52km/h**   9 EDWARDS Tia Mackenzie

Legend:			
(c)	Captain	Atts	Attempts
MB	Middle Blocker	n	Starting line-up where n = starting position on court (i.e. positions 1 to 6)
nn	Substitute where nn = Shirt number of outgoing player	No.	Shirt number
OH	Outside Hitter	Pos.	Playing position
		Pts	Points scored
		L	Libero
		L	Substitute Libero
		O	Opposite
		S	Setter





**Match Results**  
Résultats du match

Match 15

**CHN vs CAN**  
**3 0**

**Match Duration: 1h 13min**  
**Spectators: 2,575**

Team	Sets	1	2	3	Total
CHN	3	25	25	25	75
CAN	0	16	22	18	56
<b>Playing Time</b>		18min	25min	23min	1h 6min

1st Referee: ARPAS Krisztina (HUN)

2nd Referee: PLESNIK Spela (SLO)

CHN - People's Republic of China														
No.	Name	Pos.	Line-up					Points by Set					Pts	
			1	2	3	4	5	1	2	3	4	5		
1	TANG X.M.	MB	2	2	2			5	4	3				12
2	LYU H.Q.	S	3	3	3			1	2	1				4
3	SU L.M.	OH												
5	HU H.Z	O												
6	LI T.	S												
7	WANG Y.N.	O	6	6	6			2	2	2				6
9	ZHANG X.F.	MB	5	5	5			2	2					4
10	Xu Y.X. (c)	OH	4	4	4			3	6	8				17
11	ZHANG L.J.	OH	1	1	1			3	3	4				10
12	QIU J.F.	MB												
13	ZHAO M.L.	MB												
16	HUANG L.	L	L	L	L									
<b>Head Coach:</b>		XU Huimin												
<b>Assistant Coach:</b>		SHENG Yuhong / TANG Yiming												

CAN - Canada														
No.	Name	Pos.	Line-up					Points by Set					Pts	
			1	2	3	4	5	1	2	3	4	5		
2	KOZUN	OH	5	5	5			1	1	2				4
3	ELLIS (c)	OH	1	1	1			3	4	4				11
4	OAKES	S	6	6	6			2	2					4
7	FERGUSSON	O												
8	WONG	L	L	L	L									
9	MELENKA	S	3	3	3			1	5	6				12
11	PETERS	OH	4	4	4			4	4	3				11
14	WRIGHT	O												
15	VOSS-SHAFIQ	O	2											
16	McCREESH	OH								2				
17	LANG	OH	15	2	2			1	1	1				3
<b>Head Coach:</b>		BAN Nicole												
<b>Assistant Coach:</b>		HOBBS Chelsea / ROZENDAAL Kate												
<b>Physiotherapist</b>		WONG Yung Yung												
<b>Statistician:</b>		BONNAURE Lionel (FRA)												

**TEAM AND PLAYER PERFORMANCES**

Won	Total Atts	No. Name	Scoring Skills	Won	Total Atts	No. Name
<b>39</b>	<b>92</b>	<b>Total Team</b>	<b>Attack</b>	<b>29</b>	<b>96</b>	<b>Total Team</b>
10	22	1 TANG Xuemei		8	21	9 MELENKA Sarah
10	21	10 XU Yixiao		7	27	3 ELLIS Danielle
10	21	11 ZHANG Lijun		5	18	11 PETERS Heidi
<b>8</b>	<b>50</b>	<b>Total Team</b>	<b>Block</b>	<b>8</b>	<b>38</b>	<b>Total Team</b>
4	8	10 XU Yixiao		4	16	9 MELENKA Sarah
2	11	2 LYU Hongqin		2	6	3 ELLIS Danielle
1	6	9 ZHANG Xufei		2	7	11 PETERS Heidi
<b>6</b>	<b>73</b>	<b>Total Team</b>	<b>Serve</b>	<b>8</b>	<b>58</b>	<b>Total Team</b>
3	15	10 XU Yixiao		4	13	11 PETERS Heidi
2	14	1 TANG Xuemei		2	10	2 KOZUN Julie
1	12	2 LYU Hongqin		2	11	3 ELLIS Danielle
<b>22</b>		<b>Total Team</b>	<b>Opponent Error</b>	<b>11</b>		<b>Total Team</b>
<b>75</b>	<b>215</b>	<b>Total Team</b>		<b>56</b>	<b>192</b>	<b>Total Team</b>
<b>17</b>	<b>44</b>	10 XU Yixiao	<b>Best Scorer</b>	<b>12</b>	<b>46</b>	9 MELENKA Sarah
<b>49km/h</b>		11 ZHANG Lijun	<b>Fastest Serve</b>	<b>65km/h</b>		11 PETERS Heidi

<b>Legend:</b>	(c) Captain	<b>Atts</b> Attempts	<b>L</b> Libero	<b>L</b> Substitute Libero
<b>MB</b> Middle Blocker	<b>n</b> Starting line-up where n = starting position on court (i.e. positions 1 to 6)	<b>No.</b> Shirt number	<b>O</b> Opposite	<b>S</b> Setter
<b>nn</b> Substitute where nn = Shirt number of outgoing player	<b>Pos.</b> Playing position	<b>Pts</b> Points scored		
<b>OH</b> Outside Hitter				



**Match Results**  
Résultats du match

Match 14

**ITA vs SLO**  
**3 0**

**Match Duration: 1h 2min**  
**Spectators: 1,570**

Team	Sets	1	2	3	Total
ITA	3	25	25	25	75
SLO	0	19	13	19	51
<b>Playing Time</b>		19min	16min	20min	55min

1st Referee: SHANISHAH Khalid (LBA)

2nd Referee: ARPAS Krisztina (HUN)

ITA - Italy		Line-up					Points by Set					Pts	
No.	Name	Pos.	1	2	3	4	5	1	2	3	4		5
1	BELLANDI	S	6	6	6			1	1				2
4	PEDRELLI	OH	4	4				3	3				6
5	BOSIO (c)	OH	1	1	1			3	4	2			9
6	CECCATELLI	O	2	2	2			3	3	3			9
7	CIRELLI	MB			3					9			9
8	BARIGELLI	O											
9	BATTAGLIA	OH	5										
10	DESINI	O	9	5	5			1		1			2
11	SPEDIACCI	OH				21							
12	ARINGHIERI	MB	3	3				4	7				11
18	BIASI	L	L	L	L								
21	MOGGIO	O			4					3			3
<b>Head Coach:</b>		RIBEIRO Amauri (BRA)											
<b>Assistant Coach:</b>		BERETTA Massimo / de SANCTIS Elva Giulia											
<b>Doctor:</b>		LONGA Emanuela											
<b>Physiotherapist:</b>		PASTORELLI Mattia											
<b>Statistician:</b>		LIBRIO Lorenzo											

SLO - Slovenia		Line-up					Points by Set					Pts	
No.	Name	Pos.	1	2	3	4	5	1	2	3	4		5
1	FERJAN	MB	6	6	5			1	1				2
4	JAKIN	S	1		14								
6	OCEPEK	S	3	3	2			2	1	3			6
7	VRABIC	MB	5	5	4			4	3	3			10
8	GOSNAK	S											
10	KOTNIK HREN	S	1	1	6			1		1			2
11	GABRSCEK (c)	OH	2	2	1			3	2	3			8
13	POGACAR	OH											
14	VRHOVNIK	OH	4	4	3			2	1				3
17	KOCMUR	L	L	L	L								
<b>Head Coach:</b>		BOZIC Simon											
<b>Assistant Coach:</b>		MIHORKO Branko											
<b>Doctor:</b>		BURGER Helena											
<b>Therapist:</b>		KNEZEVIC Stefan (CRO)											
<b>Statistician:</b>		DURIC Darko											

**TEAM AND PLAYER PERFORMANCES**

Won	Total Atts	No.	Name
<b>30</b>	<b>86</b>	<b>Total Team</b>	
6	9	12	ARINGHIERI Giulia
6	13	7	CIRELLI Sara
5	15	6	CECCATELLI Eva
<b>8</b>	<b>30</b>	<b>Total Team</b>	
5	6	12	ARINGHIERI Giulia
1	6	5	BOSIO Francesca
1	6	7	CIRELLI Sara
<b>13</b>	<b>74</b>	<b>Total Team</b>	
4	24	5	BOSIO Francesca
4	18	6	CECCATELLI Eva
2	6	10	DESINI Sara
<b>24</b>		<b>Total Team</b>	
<b>75</b>	<b>190</b>	<b>Total Team</b>	

Scoring Skills
<b>Attack</b>
<b>Block</b>
<b>Serve</b>
<b>Opponent Error</b>
<b>Total</b>

Won	Total Atts	No.	Name
<b>17</b>	<b>71</b>	<b>Total Team</b>	
5	18	11	GABRSCEK Lena
5	25	7	VRABIC Klara
4	11	6	OCEPEK Suzana
<b>10</b>	<b>32</b>	<b>Total Team</b>	
5	9	7	VRABIC Klara
1	4	10	KOTNIK HREN Sasa
1	4	11	GABRSCEK Lena
<b>4</b>	<b>52</b>	<b>Total Team</b>	
2	10	11	GABRSCEK Lena
1	13	6	OCEPEK Suzana
1	7	10	KOTNIK HREN Sasa
<b>20</b>		<b>Total Team</b>	
<b>51</b>	<b>155</b>	<b>Total Team</b>	

<b>11</b>	<b>19</b>	12	ARINGHIERI Giulia
-----------	-----------	----	-------------------

<b>Best Scorer</b>
--------------------

<b>10</b>	<b>41</b>	7	VRABIC Klara
-----------	-----------	---	--------------

<b>51km/h</b>	5	BOSIO Francesca
---------------	---	-----------------

<b>Fastest Serve</b>
----------------------

<b>50km/h</b>	7	VRABIC Klara
---------------	---	--------------

<b>Legend:</b>	(c) Captain	<b>Atts</b> Attempts	<b>L</b> Libero	<b>L</b> Substitute Libero
<b>MB</b> Middle Blocker	<b>n</b> Starting line-up where n = starting position on court (i.e. positions 1 to 6)	<b>No.</b> Shirt number	<b>O</b> Opposite	<b>S</b> Setter
<b>nn</b> Substitute where nn = Shirt number of outgoing player	<b>Pos.</b> Playing position	<b>Pts</b> Points scored		
<b>OH</b> Outside Hitter				



### Match Results

Résultats du match

Match 13

FRA vs RWA  
0 3

Match Duration: 53min

Spectators: 2,583

Team	Sets	1	2	3	Total
FRA	0	9	8	11	28
RWA	3	25	25	25	75
Playing Time		15min	14min	16min	45min

1st Referee: ELSERGANY Amina (EGY)

2nd Referee: RICHER Marie-Claude (CAN)

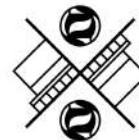
FRA - France														
No.	Name	Pos.	Line-up					Points by Set					Pts	
			1	2	3	4	5	1	2	3	4	5		
4	MARSA GALANT	OH	2	1	6						1			1
6	LIGNER	L	L	L	L									
7	BAILLOT	MB	3	2	1			1	2					3
8	RIGAL	S	5	4	3		1		1					2
9	AGBODJAN PRINCE (c)	OH	4	3	2		3	2	1					6
10	MEDJAHERI	OH	6	15	15					2				2
12	GARCIA	MB		7	7									
14	LANES	OH	10	5	4					2				2
15	FAIMALI MEGER	OH	1	6	5		2		1					3
Head Coach:			ESCALA Yohann											
Assistant Coach:			de THY Morgane / BERNOU Chrystel											
Physiotherapist			ARISS Sarah											
Statistician:			COSTE Jordane											

RWA - Rwanda														
No.	Name	Pos.	Line-up					Points by Set					Pts	
			1	2	3	4	5	1	2	3	4	5		
1	AGNES	O			4									
2	FAUSTINA	MB			3						1			1
3	CLAUDINE	MB	6	1	6			1	2	2				5
4	SANDRINE	O	2	3	2			3	4	1				8
5	ALICE	OH	8	8	4					1				1
8	MARIE ADELINE	O	4	5	5			1						1
11	SOLANGE	OH	1	2	1			6	2	1				9
13	CLEMENTINE	MB	3	4	3			2	1	3				6
14	HOSIANA	L	L	L	L									
15	LILIANE (c)	O	5	6	5					8	8			16
16	CHANTAL	O			11									
Head Coach:			ELAIUTY Mosaad (EGY)											
Assistant Coach:			UMUTESI RUBAYIZA M. / NDAMYUMUGABE E.											
Physiotherapist			NZAYISENGA Sauda											

### TEAM AND PLAYER PERFORMANCES

Won	Total Atts	No. Name	Scoring Skills	Won	Total Atts	No. Name
10	56	<b>Total Team</b>	<b>Attack</b>	17	48	<b>Total Team</b>
3	11	9 AGBODJAN PRINCE Jenna		5	7	13 UMUTONI Clementine
3	18	15 FAIMALI MEGER Karen		4	14	4 NYIRAMBARUSHIMANA Sandrine
1	3	7 BAILLOT Severine		3	7	15 MUKOBWANKAWE Liliane
3	17	<b>Total Team</b>	<b>Block</b>	7	16	<b>Total Team</b>
1	3	8 RIGAL Anais		2	2	11 NYIRANEZA Solange
1	3	10 MEDJAHERI Lynda		2	5	4 NYIRAMBARUSHIMANA Sandrine
1	4	7 BAILLOT Severine		1	1	2 UWIMPUHWE Faustina
6	29	<b>Total Team</b>	<b>Serve</b>	23	74	<b>Total Team</b>
3	8	9 AGBODJAN PRINCE Jenna		12	32	15 MUKOBWANKAWE Liliane
1	3	7 BAILLOT Severine		5	16	11 NYIRANEZA Solange
1	7	14 LANES Olivia		2	4	3 MUREBWAYIRE Claudine
9		<b>Total Team</b>	<b>Opponent Error</b>	28		<b>Total Team</b>
28	102	<b>Total Team</b>		<b>Total</b>	75	138
6	22	9 AGBODJAN PRINCE Jenna	<b>Best Scorer</b>	16	41	15 MUKOBWANKAWE Liliane
47km/h		9 AGBODJAN PRINCE Jenna	<b>Fastest Serve</b>	47km/h		11 NYIRANEZA Solange

Legend:					
(c)	Captain	Atts	Attempts	L	Libero
MB	Middle Blocker	n	Starting line-up where n = starting position on court (i.e. positions 1 to 6)	L	Substitute Libero
nn	Substitute where nn = Shirt number of outgoing player	No.	Shirt number	O	Opposite
OH	Outside Hitter	Pos.	Playing position	S	Setter



### Competition Summary - Preliminary Round

Résumé de la compétition - tour préliminaire

As of TUE 3 SEP 2024

Pool A				Points per Set					Total Points	Match Duration	Spectators
Match	Date	Teams	Sets	1	2	3	4	5			
3	FRI 30 AUG	USA vs CHN	1 - 3	25 - 21	20 - 25	18 - 25	24 - 26		87 - 97	1h 43min	2,833
4	FRI 30 AUG	FRA vs ITA	0 - 3	9 - 25	6 - 25	6 - 25			21 - 75	50min	3,752
7	SUN 1 SEP	ITA vs CHN	0 - 3	15 - 25	16 - 25	12 - 25			43 - 75	1h 1min	3,860
8	SUN 1 SEP	FRA vs USA	0 - 3	5 - 25	1 - 25	5 - 25			11 - 75	45min	3,874
11	TUE 3 SEP	USA vs ITA	3 - 0	25 - 21	25 - 23	25 - 15			75 - 59	1h 11min	2,275
12	TUE 3 SEP	CHN vs FRA	3 - 0	25 - 7	25 - 5	25 - 5			75 - 17	49min	2,377

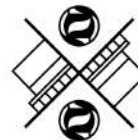
Pool B				Points per Set					Total Points	Match Duration	Spectators
Match	Date	Teams	Sets	1	2	3	4	5			
1	THU 29 AUG	BRA vs RWA	3 - 0	25 - 13	25 - 10	25 - 7			75 - 30	1h 2min	3,306
2	THU 29 AUG	CAN vs SLO	3 - 0	25 - 11	25 - 21	25 - 12			75 - 44	58min	4,072
5	SAT 31 AUG	SLO vs RWA	3 - 1	25 - 19	23 - 25	25 - 14	25 - 22		98 - 80	1h 36min	3,851
6	SAT 31 AUG	CAN vs BRA	1 - 3	20 - 25	21 - 25	25 - 23	19 - 25		85 - 98	1h 49min	3,872
9	MON 2 SEP	BRA vs SLO	3 - 0	25 - 14	25 - 18	25 - 15			75 - 47	1h 12min	1,835
10	MON 2 SEP	RWA vs CAN	0 - 3	14 - 25	17 - 25	13 - 25			44 - 75	1h 6min	2,338

Statistics of	Average match duration	Average spectators	Total spectators
Preliminary Round	1h 10min	3,187	38,245

Pool A																		
Rank	Team	Matches			Results Details						Points	Sets			Points			
		Played	Won	Lost	3-0	3-1	3-2	2-3	1-3	0-3		Won	Lost	Ratio	Won	Lost	Ratio	
1	CHN	3	3	0	2	1					9	9	1	9.000	247	147	1.680	Q
2	USA	3	2	1	2				1		6	7	3	2.333	237	167	1.419	Q
3	ITA	3	1	2	1					2	3	3	6	0.500	177	171	1.035	
4	FRA	3	0	3						3	0	0	9	0.000	49	225	0.218	

Pool B																		
Rank	Team	Matches			Results Details						Points	Sets			Points			
		Played	Won	Lost	3-0	3-1	3-2	2-3	1-3	0-3		Won	Lost	Ratio	Won	Lost	Ratio	
1	BRA	3	3	0	2	1					9	9	1	9.000	248	162	1.531	Q
2	CAN	3	2	1	2				1		6	7	3	2.333	235	186	1.263	Q
3	SLO	3	1	2		1				2	3	3	7	0.429	189	230	0.822	
4	RWA	3	0	3					1	2	0	1	9	0.111	154	248	0.621	

Legend:	Q	Qualified	Ratio	Ratio of points or sets won/lost
---------	---	-----------	-------	----------------------------------



**Match Results**  
Résultats du match

**REVISED**  
30 AUG 15:50

Match 3

**USA vs CHN**  
1 3

**Match Duration: 1h 43min**  
**Spectators: 2,833**

Team	Sets	1	2	3	4	Total
USA	1	25	20	18	24	87
CHN	3	21	25	25	26	97
	<b>Playing Time</b>	22min	24min	21min	27min	1h 34min

1st Referee: KUZMANOVIC Slavisa (BIH)

2nd Referee: RAKHMETOV Ayan (KAZ)

USA - United States of America													
No.	Name	Pos.	Line-up					Points by Set					Pts
			1	2	3	4	5	1	2	3	4	5	
1	WEBSTER	MB	4	3	4	3		4	3	1	2		10
2	ZUMMO	L	L	L	L	L							
3	SHIFFLETT	S	6	6									
5	BRIDGE	OH	3	2	3	2		3	3	5	3		14
6	ERICKSON	OH	5	4	5	4		5	5	5	6		21
7	MATTHEWS (c)	OH	6	5	6	5		5	2	1	2		10
8	DOSTY	OH	14	14				1					1
9	EDWARDS	MB			1	6				3			3
10	SATCHELL	L											
12	SCHIECK	OH				5							
14	KANAHELE	S	2	1	2	1					1		1
16	NIEVES	MB	1	6				1	2				3
<b>Head Coach:</b>		HAMITER Bill William Olen											
<b>Assistant Coach:</b>		GOODALL Michelle Diane / FILHO Leonidio (BRA)											
<b>Physiotherapist:</b>		KING Katherine Marie											
<b>Statistician:</b>		HICKS Jeffery Bryan											

CHN - People's Republic of China													
No.	Name	Pos.	Line-up					Points by Set					Pts
			1	2	3	4	5	1	2	3	4	5	
1	TANG X.M.	MB	2	2	2	2		4	5	4	5		18
2	LYU H.Q.	S	3	3	3	3		3	1	2			6
3	SU L.M.	OH											
5	HU H.Z.	O											
6	LI T.	S											
7	WANG Y.N.	O	6	6	6	6		2	1	3	1		7
9	ZHANG X.F.	MB	5	5	5	5		1	1		2		4
10	Xu Y.X. (c)	OH	4	4	4	4		5	7	6	7		25
11	ZHANG L.J.	OH	1	1	1	1			4	3	5		12
12	QIU J.F.	MB											
13	ZHAO M.L.	MB											
16	HUANG L.	L	L	L	L	L							
<b>Head Coach:</b>		XU Huimin											
<b>Assistant Coach:</b>		SHENG Yuhong / TANG Yiming											

**TEAM AND PLAYER PERFORMANCES**

Won	Total Atts	No. Name	Scoring Skills	Won	Total Atts	No. Name
<b>40</b>	<b>145</b>	<b>Total Team</b>	<b>Attack</b>	<b>48</b>	<b>145</b>	<b>Total Team</b>
18	40	6 ERICKSON Heather Nicole		20	45	10 XU Yixiao
11	40	5 BRIDGE Kathryn Sue		12	37	1 TANG Xuemei
6	32	7 MATTHEWS Monique Marie		9	27	11 ZHANG Lijun
<b>19</b>	<b>69</b>	<b>Total Team</b>	<b>Block</b>	<b>13</b>	<b>59</b>	<b>Total Team</b>
7	23	1 WEBSTER Lora Jessica		3	13	2 LYU Hongqin
3	9	5 BRIDGE Kathryn Sue		3	10	10 XU Yixiao
3	10	6 ERICKSON Heather Nicole		3	10	1 TANG Xuemei
<b>4</b>	<b>88</b>	<b>Total Team</b>	<b>Serve</b>	<b>11</b>	<b>96</b>	<b>Total Team</b>
2	7	9 EDWARDS Tia Mackenzie		3	20	11 ZHANG Lijun
1	14	1 WEBSTER Lora Jessica		3	18	1 TANG Xuemei
1	14	7 MATTHEWS Monique Marie		2	19	2 LYU Hongqin
<b>24</b>		<b>Total Team</b>	<b>Opponent Error</b>	<b>25</b>		<b>Total Team</b>
<b>87</b>	<b>302</b>	<b>Total Team</b>		<b>97</b>	<b>300</b>	<b>Total Team</b>

<b>21</b>	<b>61</b>	6 ERICKSON Heather Nicole	<b>Best Scorer</b>	<b>25</b>	<b>66</b>	10 XU Yixiao
<b>55km/h</b>		7 MATTHEWS Monique Marie	<b>Fastest Serve</b>	<b>59km/h</b>		1 TANG Xuemei

Legend:							
(c)	Captain	Atts	Attempts	L	Libero	L	Substitute Libero
MB	Middle Blocker	n	Starting line-up where n = starting position on court (i.e. positions 1 to 6)	No.	Shirt number	O	Opposite
nn	Substitute where nn = Shirt number of outgoing player	Pos.	Playing position	Pts	Points scored	S	Setter
OH	Outside Hitter						

**REVISED** Spectators added.



### Match Results

Résultats du match

Match 4

FRA vs ITA  
0 3

Match Duration: 50min

Spectators: 3,752

Team	Sets	1	2	3	Total
FRA	0	9	6	6	21
ITA	3	25	25	25	75
	Playing Time	15min	13min	16min	44min

1st Referee: RICHER Marie-Claude (CAN)

2nd Referee: SHANISHAH Khalid (LBA)

FRA - France															
No.	Name	Pos.	Line-up					Points by Set					Pts		
			1	2	3	4	5	1	2	3	4	5			
4	MARSA GALANT	OH	1	2	1						1				1
6	LIGNER	L	L	L	L										
7	BAILLOT	MB	2	3	12					1					1
8	RIGAL	S	4	5	4			2		2					4
9	AGBODJAN PRINCE (c)	OH	3	4	3			1	2	2					5
10	MEDJAHERI	OH	5	6	5			1							1
12	GARCIA	MB	7		2										
14	LANES	OH		10	10										
15	FAIMALI MEGER	OH	6	1	6			2	1	1					4

ITA - Italy															
No.	Name	Pos.	Line-up					Points by Set					Pts		
			1	2	3	4	5	1	2	3	4	5			
1	BELLANDI	S	1	6	5						1	1	2		4
4	PEDRELLI	OH	5	4	3						4		1		5
5	BOSIO (c)	OH	2	1	6						7	3	6		16
6	CECCATELLI	O	3	2							1	6			7
7	CIRELLI	MB	4								5				5
8	BARIGELLI	O		6	1								5		5
9	BATTAGLIA	OH	6	5							2	1			3
10	DESINI	O		9	4						4	2			6
11	SPEDIACCI	OH	4												
12	ARINGHERI	MB		3	2						6	1			7
18	BIASI	L	L	L	L										
21	MOGGIO	O			4								2		2

### TEAM AND PLAYER PERFORMANCES

Won	Total Atts	No.	Name
10	38	Total Team	
3	3	8	RIGAL Anais
3	10	15	FAIMALI MEGER Karen
3	10	9	AGBODJAN PRINCE Jenna
4	14	Total Team	
2	3	9	AGBODJAN PRINCE Jenna
1	2	8	RIGAL Anais
1	4	7	BAILLOT Severine
2	23	Total Team	
1	3	15	FAIMALI MEGER Karen
1	5	10	MEDJAHERI Lynda
5		Total Team	
21	75	Total Team	

Scoring Skills
Attack
Block
Serve
Opponent Error
Total

Won	Total Atts	No.	Name
27	44	Total Team	
11	12	5	BOSIO Francesca
5	9	12	ARINGHERI Giulia
3	5	6	CECCATELLI Eva
4	12	Total Team	
1	2	1	BELLANDI Giulia
1	1	5	BOSIO Francesca
1	1	10	DESINI Sara
29	73	Total Team	
5	9	10	DESINI Sara
4	12	5	BOSIO Francesca
4	9	6	CECCATELLI Eva
15		Total Team	
75	129	Total Team	

5	18	9	AGBODJAN PRINCE Jenna
---	----	---	-----------------------

Best Scorer
-------------

16	25	5	BOSIO Francesca
----	----	---	-----------------

48km/h	9	AGBODJAN PRINCE Jenna
--------	---	-----------------------

Fastest Serve
---------------

49km/h	5	BOSIO Francesca
--------	---	-----------------

Legend:			
(c)	Captain	Atts	Attempts
MB	Middle Blocker	n	Starting line-up where n = starting position on court (i.e. positions 1 to 6)
nn	Substitute where nn = Shirt number of outgoing player	No.	Shirt number
OH	Outside Hitter	Pos.	Playing position
		Pts	Points scored
		L	Libero
		L	Substitute Libero
		O	Opposite
		S	Setter



**Match Results**  
Résultats du match

Match 7 **ITA vs CHN** Match Duration: 1h 1min  
0 3 Spectators: 3,860

Team	Sets	1	2	3	Total
ITA	0	15	16	12	43
CHN	3	25	25	25	75
<b>Playing Time</b>		17min	21min	17min	55min

1st Referee: FERREIRA CALADO Andre (BRA)

2nd Referee: PLESNIK Spela (SLO)

ITA - Italy		Line-up					Points by Set					Pts	
No.	Name	Pos.	1	2	3	4	5	1	2	3	4		5
1	BELLANDI	S	2	3	2			1	1				2
4	PEDRELLI	OH	6	1	6			2	2				4
5	BOSIO (c)	OH	3	4	3			6	4	1			11
6	CECCATELLI	O	4	5	4			1	1				2
7	CIRELLI	MB	5	6	12			1	2				3
8	BARIGELLI	O		6					1				1
9	BATTAGLIA	OH	1	2	1								
10	DESINI	O											
11	SPEDIACCI	OH											
12	ARINGHERI	MB			5					2			2
18	BIASI	L	L	L	L								
21	MOGGIO	O			4				1				1
<b>Head Coach:</b>		RIBEIRO Amauri (BRA)											
<b>Assistant Coach:</b>		BERETTA Massimo / de SANCTIS Elva Giulia											
<b>Doctor:</b>		LONGA Emanuela											
<b>Physiotherapist</b>		PASTORELLI Mattia											
<b>Statistician:</b>		LIBRIO Lorenzo											

CHN - People's Republic of China		Line-up					Points by Set					Pts	
No.	Name	Pos.	1	2	3	4	5	1	2	3	4		5
1	TANG X.M.	MB	2	2	2			5	7	5			17
2	LYU H.Q.	S	3	3	3			2		1			3
3	SU L.M.	OH											
5	HU H.Z.	O											
6	LI T.	S				2							
7	WANG Y.N.	O	6	6	6			5	3	1			9
9	ZHANG X.F.	MB	5	5	5			1	1	6			8
10	Xu Y.X. (c)	OH	4	4	4			6	7	5			18
11	ZHANG L.J.	OH	1	1	1			3	2	2			7
12	QIU J.F.	MB											
13	ZHAO M.L.	MB											
16	HUANG L.	L	L	L	L								
<b>Head Coach:</b>		XU Huimin											
<b>Assistant Coach:</b>		SHENG Yuhong / TANG Yiming											

**TEAM AND PLAYER PERFORMANCES**

Won	Total Atts	No. Name	Scoring Skills	Won	Total Atts	No. Name
19	93	<b>Total Team</b>	<b>Attack</b>	51	106	<b>Total Team</b>
8	25	5 BOSIO Francesca		17	28	10 XU Yixiao
3	12	4 PEDRELLI Roberta		14	24	1 TANG Xuemei
2	4	12 ARINGHERI Giulia		7	14	7 WANG Yanan
4	41	<b>Total Team</b>	<b>Block</b>	4	43	<b>Total Team</b>
1	7	7 CIRELLI Sara		3	8	9 ZHANG Xufei
1	8	5 BOSIO Francesca		1	10	7 WANG Yanan
1	11	1 BELLANDI Giulia	<b>Serve</b>	7	73	<b>Total Team</b>
2	9	5 BOSIO Francesca		3	15	1 TANG Xuemei
1	6	4 PEDRELLI Roberta		1	10	7 WANG Yanan
				1	13	9 ZHANG Xufei
17		<b>Total Team</b>	<b>Opponent Error</b>	13		<b>Total Team</b>
43	179	<b>Total Team</b>	<b>Total</b>	75	222	<b>Total Team</b>

11	42	5 BOSIO Francesca
----	----	-------------------

**Best Scorer**

18	43	10 XU Yixiao
----	----	--------------

50km/h	7 CIRELLI Sara
--------	----------------

**Fastest Serve**

53km/h	11 ZHANG Lijun
--------	----------------

**Legend:**

(c)	Captain	Atts	Attempts	L	Libero	L	Substitute Libero
MB	Middle Blocker	n	Starting line-up where n = starting position on court (i.e. positions 1 to 6)	No.	Shirt number	O	Opposite
nn	Substitute where nn = Shirt number of outgoing player	Pos.	Playing position	Pts	Points scored	S	Setter
OH	Outside Hitter						



**Match Results**  
Résultats du match

Match 8 **FRA vs USA** Match Duration: 45min  
0 3 Spectators: 3,874

Team	Sets	1	2	3	Total
FRA	0	5	1	5	11
USA	3	25	25	25	75
	<b>Playing Time</b>	12min	11min	14min	37min

1st Referee: NAVIDINO Mahdi (IRI)

2nd Referee: KONOWALYK Neal (CAN)

FRA - France															
No.	Name	Pos.	Line-up					Points by Set					Pts		
			1	2	3	4	5	1	2	3	4	5			
4	MARSA GALANT	OH	2	1	2										
6	LIGNER	L	L	L	L										
7	BAILLOT	MB	3	2	3										
8	RIGAL	S	5	4	5		1							1	
9	AGBODJAN PRINCE (c)	OH	4	3	4		1	2						3	
10	MEDJAHERI	OH	6	5	6										
12	GARCIA	MB		9											
14	LANES	OH		10											
15	FAIMALI MEGER	OH	1	6	1										

**Head Coach:** ESCALA Yohann  
**Assistant Coach:** de THY Morgane / BERNOU Chrystel  
**Physiotherapist:** ARISS Sarah  
**Statistician:** COSTE Jordane

USA - United States of America														
No.	Name	Pos.	Line-up					Points by Set					Pts	
			1	2	3	4	5	1	2	3	4	5		
1	WEBSTER	MB		4						3				3
2	ZUMMO	L												
3	SHIFFLETT	S	1	2	6					2	1	3		6
5	BRIDGE	OH												
6	ERICKSON	OH	4		4					6		4		10
7	MATTHEWS (c)	OH		6	5						8	2		10
8	DOSTY	OH	5	5	14					4	1	1		6
9	EDWARDS	MB	3		6					1		2		3
10	SATCHELL	L	L	L	L									
12	SCHIECK	OH	2	3	2					3	8			11
14	KANAHELE	S			1							5		5
16	NIEVES	MB	6	1	3					3		2		5

**Head Coach:** HAMITER Bill William Olen  
**Assistant Coach:** GOODALL Michelle Diane / FILHO Leonidio (BRA)  
**Physiotherapist:** KING Katherine Marie  
**Statistician:** HICKS Jeffery Bryan

**TEAM AND PLAYER PERFORMANCES**

Won	Total Atts	No. Name	Scoring Skills	Won	Total Atts	No. Name
3	44	<b>Total Team</b>	<b>Attack</b>	21	35	<b>Total Team</b>
2	12	9 AGBODJAN PRINCE Jenna		6	9	7 MATTHEWS Monique Marie
1	5	8 RIGAL Anais		3	3	12 SCHIECK Emma Joyce
1	9	<b>Total Team</b>	<b>Block</b>	3	6	16 NIEVES Nicole
1	4	9 AGBODJAN PRINCE Jenna		10	20	<b>Total Team</b>
				3	6	7 MATTHEWS Monique Marie
	12	<b>Total Team</b>	<b>Serve</b>	2	3	6 ERICKSON Heather Nicole
				2	2	14 KANAHELE Kaleo Okalani
				28	74	<b>Total Team</b>
7		<b>Total Team</b>	<b>Opponent Error</b>	8	23	12 SCHIECK Emma Joyce
11	65	<b>Total Team</b>		6	18	6 ERICKSON Heather Nicole
				5	15	3 SHIFFLETT-PATTERSON Alexis Ann
			<b>Total</b>	16		<b>Total Team</b>
				75	129	<b>Total Team</b>

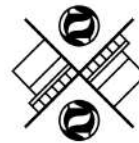
3 18 9 AGBODJAN PRINCE Jenna **Best Scorer** 11 26 12 SCHIECK Emma Joyce

41km/h 8 RIGAL Anais **Fastest Serve** 54km/h 3 SHIFFLETT-PATTERSON Alexis Ann

**Legend:**

(c)	Captain	Atts	Attempts	L	Libero	L	Substitute Libero
MB	Middle Blocker	n	Starting line-up where n = starting position on court (i.e. positions 1 to 6)	No.	Shirt number	O	Opposite
nn	Substitute where nn = Shirt number of outgoing player	Pos.	Playing position	Pts	Points scored	S	Setter
OH	Outside Hitter						





**Match Results**  
Résultats du match

Match 11

**USA vs ITA**  
**3 0**

**Match Duration: 1h 11min**  
**Spectators: 2,275**

Team	Sets	1	2	3	Total
USA	3	25	25	25	75
ITA	0	21	23	15	59
	<b>Playing Time</b>	20min	25min	18min	1h 3min

1st Referee: PLESNIK Spela (SLO)

2nd Referee: RICHER Marie-Claude (CAN)

USA - United States of America														
No.	Name	Pos.	Line-up					Points by Set					Pts	
			1	2	3	4	5	1	2	3	4	5		
1	WEBSTER	MB	4	2	4			5	1	4				10
2	ZUMMO	L	L	L	L									
3	SHIFFLETT	S												
5	BRIDGE	OH	3	1	3			2	2	4			8	
6	ERICKSON	OH	5	3	5			4	8	7			19	
7	MATTHEWS (c)	OH	6	4	6			2	5	2			9	
8	DOSTY	OH												
9	EDWARDS	MB			16					1			1	
10	SATCHELL	L			L									
12	SCHIECK	OH	5	5	5									
14	KANAHELE	S	2	6	2									
16	NIEVES	MB	1	5	1			3	4	2			9	
<b>Head Coach:</b>		HAMITER Bill William Olen												
<b>Assistant Coach:</b>		GOODALL Michelle Diane / FILHO Leonidio (BRA)												
<b>Physiotherapist:</b>		KING Katherine Marie												
<b>Statistician:</b>		HICKS Jeffery Bryan												

ITA - Italy														
No.	Name	Pos.	Line-up					Points by Set					Pts	
			1	2	3	4	5	1	2	3	4	5		
1	BELLANDI	S	1	6	1					4				4
4	PEDRELLI	OH	5	4	5			1	3	1			5	
5	BOSIO (c)	OH	2	1	2			3	4	7			14	
6	CECCATELLI	O	3	2	3			5	2	2			9	
7	CIRELLI	MB	4	3	4			6	5	1			12	
8	BARIGELLI	O	9		9									
9	BATTAGLIA	OH	6	5	6					1			1	
10	DESINI	O												
11	SPEDIACCI	O												
12	ARINGHERI	MB			7					1			1	
18	BIASI	L	L	L	L									
21	MOGGIO	O												
<b>Head Coach:</b>		RIBEIRO Amauri (BRA)												
<b>Assistant Coach:</b>		BERETTA Massimo / de SANCTIS Elva Giulia												
<b>Doctor:</b>		LONGA Emanuela												
<b>Physiotherapist:</b>		PASTORELLI Mattia												
<b>Statistician:</b>		LIBRIO Lorenzo												

**TEAM AND PLAYER PERFORMANCES**

Won	Total Atts	No. Name
<b>41</b>	<b>99</b>	<b>Total Team</b>
15	30	6 ERICKSON Heather Nicole
8	18	7 MATTHEWS Monique Marie
7	20	5 BRIDGE Kathryn Sue
<b>12</b>	<b>46</b>	<b>Total Team</b>
5	16	1 WEBSTER Lora Jessica
3	5	6 ERICKSON Heather Nicole
2	5	16 NIEVES Nicole
<b>3</b>	<b>74</b>	<b>Total Team</b>
1	10	6 ERICKSON Heather Nicole
1	5	9 EDWARDS Tia Mackenzie
1	19	1 WEBSTER Lora Jessica
<b>19</b>	<b>Total Team</b>	
<b>75</b>	<b>219</b>	<b>Total Team</b>

Scoring Skills
<b>Attack</b>
<b>Block</b>
<b>Serve</b>
<b>Opponent Error</b>
<b>Total</b>

Won	Total Atts	No. Name
<b>35</b>	<b>105</b>	<b>Total Team</b>
12	29	5 BOSIO Francesca
9	21	7 CIRELLI Sara
8	19	6 CECCATELLI Eva
<b>6</b>	<b>37</b>	<b>Total Team</b>
3	12	7 CIRELLI Sara
2	10	1 BELLANDI Giulia
1	2	4 PEDRELLI Roberta
<b>5</b>	<b>60</b>	<b>Total Team</b>
2	16	5 BOSIO Francesca
1	11	6 CECCATELLI Eva
1	10	4 PEDRELLI Roberta
<b>13</b>	<b>Total Team</b>	
<b>59</b>	<b>202</b>	<b>Total Team</b>

19	45	6 ERICKSON Heather Nicole
----	----	---------------------------

<b>Best Scorer</b>
--------------------

14	51	5 BOSIO Francesca
----	----	-------------------

52km/h	7 MATTHEWS Monique Marie
--------	--------------------------

<b>Fastest Serve</b>
----------------------

51km/h	7 CIRELLI Sara
--------	----------------

<b>Legend:</b>	(c) Captain	<b>Atts</b> Attempts	L Libero	L Substitute Libero
<b>MB</b> Middle Blocker	<b>n</b> Starting line-up where n = starting position on court (i.e. positions 1 to 6)	<b>No.</b> Shirt number	<b>O</b> Opposite	<b>S</b> Setter
<b>nn</b> Substitute where nn = Shirt number of outgoing player	<b>Pos.</b> Playing position	<b>Pts</b> Points scored		
<b>OH</b> Outside Hitter				



Match Results  
Résultats du match

Match 12

CHN vs FRA  
3 0

Match Duration: 49min  
Spectators: 2,377

Team	Sets	1	2	3	Total
CHN	3	25	25	25	75
FRA	0	7	5	5	17
Playing Time		14min	13min	14min	41min

1st Referee: NAVIDINO Mahdi (IRI)

2nd Referee: ARPAS Krisztina (HUN)

CHN - People's Republic of China														
No.	Name	Pos.	Line-up					Points by Set					Pts	
			1	2	3	4	5	1	2	3	4	5		
1	TANG X.M.	MB												
2	LYU H.Q.	S												
3	SU L.M.	OH	4	4	4									
5	HU H.Z	O	1	1	1									
6	LI T.	S	3	3	3									
7	WANG Y.N.	O	6	6	6									
9	ZHANG X.F.	MB												
10	Xu Y.X. (c)	OH												
11	ZHANG L.J.	OH												
12	QIU J.F.	MB	5	5	5									
13	ZHAO M.L.	MB	2	2	2									
16	HUANG L.	L	L	L	L									
Head Coach:		XU Huimin												
Assistant Coach:		SHENG Yuhong / TANG Yiming												

FRA - France														
No.	Name	Pos.	Line-up					Points by Set					Pts	
			1	2	3	4	5	1	2	3	4	5		
4	MARSA GALANT	OH	1	2	2									
6	LIGNER	L	L	L	L									
7	BAILLOT	MB	2	3	3									
8	RIGAL	S	4	5	5									
9	AGBODJAN PRINCE (c)	OH	3	4	1									
10	MEDJAHERI	OH	5	15	6									
12	GARCIA	MB		7										
14	LANES	OH	10	6	10									
15	FAIMALI MEGER	OH	6	1	4									
Head Coach:		ESCALA Yohann												
Assistant Coach:		de THY Morgane / BERNOU Chrystel												
Physiotherapist		ARISS Sarah												
Statistician:		COSTE Jordane												

TEAM AND PLAYER PERFORMANCES

Won	Total Atts	No. Name	Scoring Skills	Won	Total Atts	No. Name
35	61	<b>Total Team</b>	<b>Attack</b>	5	57	<b>Total Team</b>
9	14	12 QIU Junfei		2	17	15 FAIMALI MEGER Karen
9	14	3 SU Limei		1	5	4 MARSA GALANT Estelle
6	10	13 ZHAO Meiling		1	13	9 AGBODJAN PRINCE Jenna
4	13	<b>Total Team</b>	<b>Block</b>	3	25	<b>Total Team</b>
2	4	6 LI Ting		1	5	8 RIGAL Anais
1	4	3 SU Limei		1	3	4 MARSA GALANT Estelle
1	1	13 ZHAO Meiling	1	6	9 AGBODJAN PRINCE Jenna	
18	73	<b>Total Team</b>	<b>Serve</b>	1	19	<b>Total Team</b>
10	30	13 ZHAO Meiling		1	6	4 MARSA GALANT Estelle
5	12	5 HU Huizi				
2	9	12 QIU Junfei				
18		<b>Total Team</b>	<b>Opponent Error</b>	8		<b>Total Team</b>
75	147	<b>Total Team</b>		<b>Total</b>	17	101

17	41	13 ZHAO Meiling
----	----	-----------------

Best Scorer

3	14	4 MARSA GALANT Estelle
---	----	------------------------

49km/h	13 ZHAO Meiling
--------	-----------------

Fastest Serve

48km/h	9 AGBODJAN PRINCE Jenna
--------	-------------------------

<b>Legend:</b>	(c) Captain	Atts Attempts	L Libero	L Substitute Libero
MB Middle Blocker	nn Substitute where nn = Shirt number of outgoing player	n Starting line-up where n = starting position on court (i.e. positions 1 to 6)	No. Shirt number	O Opposite
OH Outside Hitter	Pos. Playing position	Pts Points scored	S Setter	



**REVISED**  
30 AUG 10:49

Match 1

**Match Results**  
Résultats du match

**BRA vs RWA**  
3 0

**Match Duration: 1h 2min**  
**Spectators: 3,306**

Team	Sets	1	2	3	Total
<b>BRA</b>	<b>3</b>	25	25	25	75
<b>RWA</b>	<b>0</b>	13	10	7	30
<b>Playing Time</b>		20min	18min	17min	55min

1st Referee: ARPAS Krisztina (HUN)

2nd Referee: PLESNIK Spela (SLO)

BRA - Brazil														
No.	Name	Pos.	Line-up					Points by Set					Pts	
			1	2	3	4	5	1	2	3	4	5		
1	BRUNA	MB			3						2	1		3
2	DUDA	OH	6	6						5	2			7
3	GIZELE	S	3	3	3					2				2
4	ADRIA	MB			5	12				1	4			5
5	PAMELA	OH	5	5	5					1	3			4
7	N. FILOMENA	OH	2		6					3	5			8
8	SUELLEN	OH	1	1	1					5	12	6		23
10	PETIT (c)	OH	4	4	4					5	1	3		9
11	NURYA	L	L	L	L									
12	LAIANA	OH		2	2					2				2
14	CAMILA	OH				10					1			1
18	FIGIORESE	OH		3	3									
<b>Head Coach:</b>		GUIMARAES Fernando												
<b>Assistant Coach:</b>		MANTOVANELLI Paulo / LEMES BRINO Fernanda												
<b>Doctor:</b>		MORAIS Leonardo												
<b>Physiotherapist</b>		FERREIRA Ana Paula												
<b>Statistician:</b>		SILVA CARDOSO Danilo												

RWA - Rwanda														
No.	Name	Pos.	Line-up					Points by Set					Pts	
			1	2	3	4	5	1	2	3	4	5		
1	AGNES	O												
2	FAUSTINA	MB			3	13								
3	CLAUDINE	MB	6	1	6					2	1	1		4
4	SANDRINE	O	2	3	2					4	3			7
5	ALICE	OH	8	8	8							2		2
8	MARIE ADELINE	O	4	5	4									
11	SOLANGE	OH	1	2	1					1	4	1		6
13	CLEMENTINE	MB	3	4	3					1	1			2
14	HOSIANA	L	L	L	L									
15	LILIANE (c)	O	5	6	5					2				2
16	CHANTAL	O		13	11							1		1
<b>Head Coach:</b>		ELAIUTY Mosaad (EGY)												
<b>Assistant Coach:</b>		UMUTESI RUBAYIZA M. J. / NDAMYUMUGABE E.												
<b>Physiotherapist</b>		NZAYISENGA Sauda												

**TEAM AND PLAYER PERFORMANCES**

Won	Total Atts	No. Name
<b>31</b>	<b>52</b>	<b>Total Team</b>
12	18	8 LIMA DELLANGELICA Suellen Cristine
6	11	10 CUNHA Janaina Petit
5	8	7 SILVA Nathalie Filomena
<b>14</b>	<b>29</b>	<b>Total Team</b>
3	3	4 SILVA da Adria Jesus
3	8	10 CUNHA Janaina Petit
2	2	1 NASCIMENTO LIMA Bruna
<b>19</b>	<b>73</b>	<b>Total Team</b>
9	22	8 LIMA DELLANGELICA Suellen Cristine
4	8	2 DIAS de OLIVERA Edwarda
3	10	7 SILVA Nathalie Filomena
<b>11</b>	<b>Total Team</b>	
<b>75</b>	<b>154</b>	<b>Total Team</b>

Scoring Skills
<b>Attack</b>
<b>Block</b>
<b>Serve</b>
<b>Opponent Error</b>
<b>Total</b>

Won	Total Atts	No. Name
<b>12</b>	<b>47</b>	<b>Total Team</b>
5	13	4 NYIRAMBARUSHIMANA Sandrine
2	3	13 UMUTONI Clementine
2	8	11 NYIRANEZA Solange
<b>3</b>	<b>16</b>	<b>Total Team</b>
1	3	15 MUKOBWANKAWE Liliane
1	5	4 NYIRAMBARUSHIMANA Sandrine
1	4	11 NYIRANEZA Solange
<b>9</b>	<b>32</b>	<b>Total Team</b>
3	6	3 MUREBWAYIRE Claudine
3	9	11 NYIRANEZA Solange
2	4	5 MUSABYEMARIYA Alice
<b>6</b>	<b>Total Team</b>	
<b>30</b>	<b>95</b>	<b>Total Team</b>

<b>23</b>	<b>44</b>	8 LIMA DELLANGELICA Suellen Cristine
-----------	-----------	--------------------------------------

<b>Best Scorer</b>
--------------------

<b>7</b>	<b>23</b>	4 NYIRAMBARUSHIMANA Sandrine
----------	-----------	------------------------------

<b>53km/h</b>	8 LIMA DELLANGELICA Suellen Cristine
---------------	--------------------------------------

<b>Fastest Serve</b>
----------------------

<b>48km/h</b>	3 MUREBWAYIRE Claudine
---------------	------------------------

<b>Legend:</b>					
(c) Captain	<b>Atts</b> Attempts	L Libero	L Substitute Libero		
MB Middle Blocker	<b>n</b> Starting line-up where n = starting position on court (i.e. positions 1 to 6)	<b>No.</b> Shirt number	<b>O</b> Opposite		
nn Substitute where nn = Shirt number of outgoing player	<b>Pos.</b> Playing position	<b>Pts</b> Points scored	<b>S</b> Setter		
OH Outside Hitter					

**REVISED** Statistics and Spectator number changed.



**Match Results**  
Résultats du match

Match 2 **CAN vs SLO** Match Duration: 58min  
3 0 Spectators: 4,072

Team	Sets	1	2	3	Total
<b>CAN</b>	<b>3</b>	25	25	25	75
<b>SLO</b>	<b>0</b>	11	21	12	44
<b>Playing Time</b>		15min	20min	17min	52min

1st Referee: MEIJER Benno (NED)

2nd Referee: DAUCHEL Philippe (FRA)

CAN - Canada													
No.	Name	Pos.	Line-up					Points by Set					Pts
			1	2	3	4	5	1	2	3	4	5	
2	KOZUN	OH	2	3	2			3	4				7
3	ELLIS (c)	OH	4	5	4			3	5	6			14
4	OAKES	S	3	4	3			7	3	4			14
7	FERGUSSON	O											
8	WONG	L		L	L					1			1
9	MELENKA	S	6	1	6			2	4	2			8
11	PETERS	OH	1	2	1			5	1	4			10
14	WRIGHT	O		15									
15	VOSS-SHAFIQ	O	5	6	5			3	1	4			8
16	McCREESEH	OH											
17	LANG	OH			2					1			1
<b>Head Coach:</b>		BAN Nicole											
<b>Assistant Coach:</b>		HOBBS Chelsea / ROZENDAAL Kate											
<b>Physiotherapist:</b>		WONG Yung Yung											
<b>Statistician:</b>		BONNAURE Lionel (FRA)											

SLO - Slovenia														
No.	Name	Pos.	Line-up					Points by Set					Pts	
			1	2	3	4	5	1	2	3	4	5		
1	FERJAN	MB	6	5	5					2				2
4	JAKIN	S			14									
6	OCEPEK	S	3	2	2			2	4				6	
7	VRABIC	MB	5	4	4			2	2	4			8	
8	GOSNAK	S												
10	KOTNIK HREN	S	1	6	6			2	1				3	
11	GABRSCEK (c)	OH	2	1	1			2					2	
13	POGACAR	OH												
14	VRHOVNIK	OH	4	3	3			1	2				3	
17	KOCMUR	L	L	L	L									
<b>Head Coach:</b>		BOZIC Simon												
<b>Assistant Coach:</b>		MIHORKO Branko												
<b>Doctor:</b>		BURGER Helena												
<b>Therapist:</b>		KNEZEVIC Stefan (CRO)												
<b>Statistician:</b>		DURIC Darko												

**TEAM AND PLAYER PERFORMANCES**

Won	Total Atts	No. Name	Scoring Skills	Won	Total Atts	No. Name
<b>34</b>	<b>65</b>	<b>Total Team</b>	<b>Attack</b>	<b>16</b>	<b>52</b>	<b>Total Team</b>
12	21	3 ELLIS Danielle		6	15	7 VRABIC Klara
6	12	4 OAKES Jennifer		3	5	6 OCEPEK Suzana
5	8	9 MELENKA Sarah		2	3	1 FERJAN Jana
<b>12</b>	<b>26</b>	<b>Total Team</b>	<b>Block</b>	<b>4</b>	<b>21</b>	<b>Total Team</b>
4	8	15 VOSS-SHAFIQ Felicia		2	3	7 VRABIC Klara
3	6	9 MELENKA Sarah		2	6	14 VRHOVNIK Tija
<b>17</b>	<b>74</b>	<b>Total Team</b>	<b>Serve</b>	<b>4</b>	<b>45</b>	<b>Total Team</b>
8	24	11 PETERS Heidi		3	9	6 OCEPEK Suzana
6	19	4 OAKES Jennifer		1	8	10 KOTNIK HREN Sasa
<b>12</b>		<b>Total Team</b>	<b>Opponent Error</b>	<b>20</b>		<b>Total Team</b>
<b>75</b>	<b>165</b>	<b>Total Team</b>		<b>44</b>	<b>118</b>	<b>Total Team</b>
<b>14</b>	<b>35</b>	4 OAKES Jennifer	<b>Best Scorer</b>	<b>8</b>	<b>25</b>	7 VRABIC Klara
<b>57km/h</b>		11 PETERS Heidi	<b>Fastest Serve</b>	<b>57km/h</b>		7 VRABIC Klara

<b>Legend:</b>	(c) Captain	<b>Atts</b> Attempts	<b>L</b> Libero	<b>L</b> Substitute Libero
<b>MB</b> Middle Blocker	<b>n</b> Starting line-up where n = starting position on court (i.e. positions 1 to 6)	<b>No.</b> Shirt number	<b>O</b> Opposite	<b>S</b> Setter
<b>nn</b> Substitute where nn = Shirt number of outgoing player	<b>Pos.</b> Playing position	<b>Pts</b> Points scored		
<b>OH</b> Outside Hitter				



**Match Results**

Résultats du match

Match 5

**SLO vs RWA**  
3 1

Match Duration: 1h 36min

Spectators: 3,851

Team	Sets	1	2	3	4	Total
SLO	3	25	23	25	25	98
RWA	1	19	25	14	22	80
	<b>Playing Time</b>	20min	24min	20min	23min	1h 27min

1st Referee: DAUCHEL Philippe (FRA)

2nd Referee: RAKHMETOV Ayan (KAZ)

SLO - Slovenia														
No.	Name	Pos.	Line-up					Points by Set					Pts	
			1	2	3	4	5	1	2	3	4	5		
1	FERJAN	MB	6	6	6	6		2		1				3
4	JAKIN	S												
6	OCEPEK	S	3	3	3	3	4	2	3	1				10
7	VRABIC	MB	5	5	5	5	4	6	9	5				24
8	GOSNAK	S												
10	KOTNIK HREN	S	1	1	1	1	3		1	1				5
11	GABRSCEK (c)	OH	2	2	2	2	3	6	1	6				16
13	POGACAR	OH												
14	VRHOVNIK	OH	4	4	4	4	3	4	3	2				12
17	KOCMUR	L	L	L	L	L								
<b>Head Coach:</b>		BOZIC Simon												
<b>Assistant Coach:</b>		MIHORKO Branko												
<b>Doctor:</b>		BURGER Helena												
<b>Therapist:</b>		KNEZEVIC Stefan (CRO)												
<b>Statistician:</b>		DURIC Darko												

RWA - Rwanda														
No.	Name	Pos.	Line-up					Points by Set					Pts	
			1	2	3	4	5	1	2	3	4	5		
1	AGNES	O												
2	FAUSTINA	MB				11								
3	CLAUDINE	MB	1	1	1	1	1	2	1					4
4	SANDRINE	O	3	3	3	3	1	4	4	1				10
5	ALICE	OH	8	8	8	8	1	1	2	1				5
8	MARIE ADELINE	O	5	5	5	5	2	2	1	1				6
11	SOLANGE	OH	2	2	2	2	2	2	1	5				10
13	CLEMENTINE	MB	4	4	4	4	2	3		1				6
14	HOSIANA	L	L	L	L	L								
15	LILIANE (c)	O	6	6	6	6	3	3	1	5				12
16	CHANTAL	O												
<b>Head Coach:</b>		ELAIUTY Mosaad (EGY)												
<b>Assistant Coach:</b>		UMUTESI RUBAYIZA M. J. / NDAMYUMUGABE E.												
<b>Physiotherapist:</b>		NZAYISENGA Sauda												

**TEAM AND PLAYER PERFORMANCES**

Won	Total Atts	No. Name	Scoring Skills	Won	Total Atts	No. Name
<b>40</b>	<b>111</b>	<b>Total Team</b>	<b>Attack</b>	<b>34</b>	<b>108</b>	<b>Total Team</b>
15	35	7 VRABIC Klara		12	32	15 MUKOBWANKAWE Liliane
11	25	11 GABRSCEK Lena		7	23	4 NYIRAMBARUSHIMANA Sandrine
8	20	14 VRHOVNIK Tija		7	12	11 NYIRANEZA Solange
<b>10</b>	<b>30</b>	<b>Total Team</b>	<b>Block</b>	<b>10</b>	<b>39</b>	<b>Total Team</b>
4	7	14 VRHOVNIK Tija		3	11	13 UMUTONI Clementine
3	7	7 VRABIC Klara		2	8	3 MUREBWAYIRE Claudine
1	3	11 GABRSCEK Lena	2	4	8 MUCYO Marie Adeline	
<b>20</b>	<b>97</b>	<b>Total Team</b>	<b>Serve</b>	<b>9</b>	<b>81</b>	<b>Total Team</b>
6	16	7 VRABIC Klara		2	11	5 MUSABYEMARIYA Alice
6	20	6 OCEPEK Suzana		2	15	4 NYIRAMBARUSHIMANA Sandrine
4	24	11 GABRSCEK Lena	2	14	11 NYIRANEZA Solange	
<b>28</b>		<b>Total Team</b>	<b>Opponent Error</b>	<b>27</b>		<b>Total Team</b>
<b>98</b>	<b>238</b>	<b>Total Team</b>		<b>80</b>	<b>228</b>	<b>Total Team</b>
<b>24</b>	<b>58</b>	7 VRABIC Klara	<b>Best Scorer</b>	<b>12</b>	<b>44</b>	15 MUKOBWANKAWE Liliane
<b>50km/h</b>		7 VRABIC Klara	<b>Fastest Serve</b>	<b>51km/h</b>		5 MUSABYEMARIYA Alice

<b>Legend:</b>	(c) Captain	<b>Atts</b> Attempts	L Libero	L Substitute Libero
MB Middle Blocker	n Starting line-up where n = starting position on court (i.e. positions 1 to 6)	No. Shirt number	O Opposite	S Setter
nn Substitute where nn = Shirt number of outgoing player	Pos. Playing position	Pts Points scored		
OH Outside Hitter				



Match Results  
Résultats du match

Match 6

CAN vs BRA  
1 3

Match Duration: 1h 49min  
Spectators: 3,872

Team	Sets	1	2	3	4	Total
CAN	1	20	21	25	19	85
BRA	3	25	25	23	25	98
	Playing Time	24min	24min	25min	24min	1h 37min

1st Referee: BASIC Mirza (BIH)

2nd Referee: KUZMANOVIC Slavisa (BIH)

CAN - Canada													
No.	Name	Pos.	Line-up					Points by Set					Pts
			1	2	3	4	5	1	2	3	4	5	
2	KOZUN	OH	3	2	4	3		1	1	1	1		4
3	ELLIS (c)	OH	5	4	6	5		4	4	3	3		14
4	OAKES	S	4	3	5	4		1	2	7	1		11
7	FERGUSSON	O											
8	WONG	L	L	L	L	L							
9	MELENKA	S	1	6	2	1		3	4	5	6		18
11	PETERS	OH	2	1	3	2		5	2	4	2		13
14	WRIGHT	O											
15	VOSS-SHAFIQ	O	6	5									
16	McCREESEH	OH											
17	LANG	OH	15	15	1	6			2	1			3

Head Coach: BAN Nicole  
Assistant Coach: HOBBS Chelsea / ROZENDAAL Kate  
Physiotherapist: WONG Yung Yung  
Statistician: BONNAURE Lionel (FRA)

BRA - Brazil													
No.	Name	Pos.	Line-up					Points by Set					Pts
			1	2	3	4	5	1	2	3	4	5	
1	BRUNA	MB	8		7	8							
2	DUDA	OH	1	1	1	1		4		3	3		10
3	GIZELE	L	L	L	L	L							
4	ADRIA	MB			7	8							1
5	PAMELA	OH	12	12	12	12							
7	N. FILOMENA	OH	5	5	5	5			4	2	4		10
8	SUELLEN	OH	2	2	2	2		3		4	5		12
10	PETIT (c)	OH	4	4	4	4		3	5	1	2		11
11	NURYA	S	10										
12	LAIANA	OH	6	6	6	6		1	4	4	3		12
14	CAMILA	OH				10							
18	FIGIORESE	OH	3	3	3	3			3		3		6

Head Coach: GUIMARAES Fernando  
Assistant Coach: MANTOVANELLI Paulo / LEMES BRINO Fernanda  
Doctor: MORAIS Leonardo  
Physiotherapist: FERREIRA Ana Paula  
Statistician: SILVA CARDOSO Danilo

TEAM AND PLAYER PERFORMANCES

Won	Total Atts	No.	Name
39	127	Total Team	
13	33	9	MELENKA Sarah
10	26	11	PETERS Heidi
7	31	3	ELLIS Danielle
15	64	Total Team	
4	13	4	OAKES Jennifer
4	20	9	MELENKA Sarah
3	6	3	ELLIS Danielle
9	86	Total Team	
4	18	3	ELLIS Danielle
2	16	11	PETERS Heidi
1	12	4	OAKES Jennifer
22		Total Team	
85	277	Total Team	

Scoring Skills
Attack
Block
Serve
Opponent Error
Total

Won	Total Atts	No.	Name
39	122	Total Team	
9	31	10	CUNHA Janaina Petit
9	27	8	LIMA DELLANGELICA Suellen Cristine
8	21	12	RODRIGUES BATISTA Laiana
20	71	Total Team	
5	16	2	DIAS de OLIVERA Edwarda
4	11	12	RODRIGUES BATISTA Laiana
3	12	8	LIMA DELLANGELICA Suellen Cristine
3	96	Total Team	
1	18	2	DIAS de OLIVERA Edwarda
1	23	7	SILVA Nathalie Filomena
1	14	18	GUISSO FIORESE Luiza
36		Total Team	
98	289	Total Team	

18	66	9	MELENKA Sarah
----	----	---	---------------

Best Scorer

12	40	12	RODRIGUES BATISTA Laiana
----	----	----	--------------------------

58km/h	11	PETERS Heidi
--------	----	--------------

Fastest Serve

58km/h	2	DIAS de OLIVERA Edwarda
--------	---	-------------------------

<b>Legend:</b>	(c) Captain	Atts Attempts	L Libero	L Substitute Libero
MB Middle Blocker	n Starting line-up where n = starting position on court (i.e. positions 1 to 6)	No. Shirt number	O Opposite	S Setter
nn Substitute where nn = Shirt number of outgoing player	Pos. Playing position	Pts Points scored		
OH Outside Hitter				



### Match Results

Résultats du match

Match 9

**BRA vs SLO**  
**3 0**

Match Duration: 1h 12min

Spectators: 1,835

Team	Sets	1	2	3	Total
<b>BRA</b>	<b>3</b>	25	25	25	75
<b>SLO</b>	<b>0</b>	14	18	15	47
<b>Playing Time</b>		20min	21min	24min	1h 5min

1st Referee: MEIJER Benno (NED)

2nd Referee: ELSERGANY Amina (EGY)

BRA - Brazil															
No.	Name	Pos.	Line-up					Points by Set					Pts		
			1	2	3	4	5	1	2	3	4	5			
1	BRUNA	MB			8										
2	DUDA	OH	1	1	1					7	5	3			15
3	GIZELE	L	L	L	L										
4	ADRIA	MB	8												
5	PAMELA	OH	12	12	12							1			1
7	N. FILOMENA	OH	5	5	5					2	3	4			9
8	SUELLEN	OH	2	2	2					4	4	3			11
10	PETIT (c)	OH	4	4	4					4	1	4			9
11	NURYA	OH	10		10										
12	LAIANA	OH	6	6	6						4	1			5
14	CAMILA	OH			18							1			1
18	FIGIORESE	OH	3	3	3					2	2	1			5
<b>Head Coach:</b>		GUIMARAES Fernando													
<b>Assistant Coach:</b>		MANTOVANELLI Paulo / LEMES BRINO Fernanda													
<b>Doctor:</b>		MORAIS Leonardo													
<b>Physiotherapist:</b>		FERREIRA Ana Paula													
<b>Statistician:</b>		SILVA CARDOSO Danilo													

SLO - Slovenia																
No.	Name	Pos.	Line-up					Points by Set					Pts			
			1	2	3	4	5	1	2	3	4	5				
1	FERJAN	MB	6	6	6						1	2				3
4	JAKIN	S	14		1											
6	OCEPEK	S	3	3	3					1	1	1			3	
7	VRABIC	MB	5	5	5					6	6	6			18	
8	GOSNAK	S														
10	KOTNIK HREN	S	1	1	1											
11	GABRSCEK (c)	OH	2	2	2						4	1			5	
13	POGACAR	OH														
14	VRHOVNIK	OH	4	4	4					1	1				2	
17	KOCMUR	L	L	L	L											
<b>Head Coach:</b>		BOZIC Simon														
<b>Assistant Coach:</b>		MIHORKO Branko														
<b>Doctor:</b>		BURGER Helena														
<b>Therapist:</b>		KNEZEVIC Stefan (CRO)														
<b>Statistician:</b>		DURIC Darko														

### TEAM AND PLAYER PERFORMANCES

Won	Total Atts	No. Name
<b>35</b>	<b>85</b>	<b>Total Team</b>
12	20	2 DIAS de OLIVERA Edwarda
6	15	8 LIMA DELLANGELICA Suellen Cristine
5	16	10 CUNHA Janaina Petit
<b>9</b>	<b>35</b>	<b>Total Team</b>
4	9	10 CUNHA Janaina Petit
2	6	7 SILVA Nathalie Filomena
2	5	18 GUISSO FIORESE Luiza
<b>12</b>	<b>74</b>	<b>Total Team</b>
5	14	8 LIMA DELLANGELICA Suellen Cristine
3	10	7 SILVA Nathalie Filomena
3	17	2 DIAS de OLIVERA Edwarda
<b>19</b>	<b>Total Team</b>	
<b>75</b>	<b>194</b>	<b>Total Team</b>

Scoring Skills
<b>Attack</b>
<b>Block</b>
<b>Serve</b>
<b>Opponent Error</b>
<b>Total</b>

Won	Total Atts	No. Name
<b>24</b>	<b>87</b>	<b>Total Team</b>
15	38	7 VRABIC Klara
4	20	11 GABRSCEK Lena
3	6	6 OCEPEK Suzana
<b>3</b>	<b>32</b>	<b>Total Team</b>
2	7	1 FERJAN Jana
1	4	7 VRABIC Klara
<b>4</b>	<b>48</b>	<b>Total Team</b>
2	10	7 VRABIC Klara
1	11	11 GABRSCEK Lena
1	8	1 FERJAN Jana
<b>16</b>	<b>Total Team</b>	
<b>47</b>	<b>167</b>	<b>Total Team</b>

15	46	2 DIAS de OLIVERA Edwarda
----	----	---------------------------

<b>Best Scorer</b>
--------------------

18	52	7 VRABIC Klara
----	----	----------------

54km/h	8 LIMA DELLANGELICA Suellen Cristine
--------	--------------------------------------

<b>Fastest Serve</b>
----------------------

52km/h	7 VRABIC Klara
--------	----------------

<b>Legend:</b>	(c) Captain	Atts Attempts	L Libero	L Substitute Libero
MB Middle Blocker	nn Substitute where nn = Shirt number of outgoing player	n Starting line-up where n = starting position on court (i.e. positions 1 to 6)	No. Shirt number	O Opposite
OH Outside Hitter	Pos. Playing position		Pts Points scored	S Setter



**Match Results**

Résultats du match

Match 10

**RWA vs CAN**  
0 3

Match Duration: 1h 6min

Spectators: 2,338

Team	Sets	1	2	3	Total
<b>RWA</b>	<b>0</b>	14	17	13	44
<b>CAN</b>	<b>3</b>	25	25	25	75
<b>Playing Time</b>		20min	20min	18min	58min

1st Referee: KUZMANOVIC Slavisa (BIH)

2nd Referee: DAUCHEL Philippe (FRA)

RWA - Rwanda														
No.	Name	Pos.	Line-up					Points by Set					Pts	
			1	2	3	4	5	1	2	3	4	5		
1	AGNES	O												
2	FAUSTINA	MB	13	13	3									2
3	CLAUDINE	MB	1	1	1					2	3			5
4	SANDRINE	O	3	3	3					2	2	2		6
5	ALICE	OH	8	8	8					1				1
8	MARIE ADELINE	O	5	5	5									
11	SOLANGE	OH	2	2	2					2	1	2		5
13	CLEMENTINE	MB	4	4	4					1	2	2		5
14	HOSIANA	L	L	L	L									
15	LILIANE (c)	O	6	6	6					2	2	3		7
16	CHANTAL	O												
<b>Head Coach:</b>			ELAIUTY Mosaad (EGY)											
<b>Assistant Coach:</b>			UMUTESI RUBAYIZA M. J. / NDAMYUMUGABE E.											
<b>Physiotherapist</b>			NZAYISENGA Sauda											

CAN - Canada														
No.	Name	Pos.	Line-up					Points by Set					Pts	
			1	2	3	4	5	1	2	3	4	5		
2	KOZUN	OH	3	4	4					3	4	5		12
3	ELLIS (c)	OH	5	6	6					6	7	8		21
4	OAKES	S	4	5	5					4	4	2		10
7	FERGUSSON	O												
8	WONG	L	L	L	L									
9	MELENKA	S	1	2	2					3	3	4		10
11	PETERS	OH	2	3	3					2	4	2		8
14	WRIGHT	O		17										
15	VOSS-SHAFIQ	O	6		1					3		3		6
16	McCREESH	OH												
17	LANG	OH		1							1			1
<b>Head Coach:</b>			BAN Nicole											
<b>Assistant Coach:</b>			HOBBS Chelsea / ROZENDAAL Kate											
<b>Physiotherapist</b>			WONG Yung Yung											
<b>Statistician:</b>			BONNAURE Lionel (FRA)											

**TEAM AND PLAYER PERFORMANCES**

Won	Total Atts	No. Name	Scoring Skills	Won	Total Atts	No. Name
<b>14</b>	<b>65</b>	<b>Total Team</b>	<b>Attack</b>	<b>46</b>	<b>84</b>	<b>Total Team</b>
5	20	4 NYIRAMBARUSHIMANA Sandrine		14	21	3 ELLIS Danielle
3	12	15 MUKOBWANKAWA Liliane		9	14	9 MELENKA Sarah
3	10	3 MUREBWAYIRE Claudine		6	15	11 PETERS Heidi
<b>13</b>	<b>54</b>	<b>Total Team</b>	<b>Block</b>	<b>8</b>	<b>33</b>	<b>Total Team</b>
4	8	15 MUKOBWANKAWA Liliane		3	9	4 OAKES Jennifer
3	10	13 UMUTONI Clementine		2	4	2 KOZUN Julie
2	9	11 NYIRANEZA Solange	1	5	11 PETERS Heidi	
<b>4</b>	<b>46</b>	<b>Total Team</b>	<b>Serve</b>	<b>14</b>	<b>73</b>	<b>Total Team</b>
2	10	11 NYIRANEZA Solange		6	14	3 ELLIS Danielle
1	3	2 UWIMPUHWE Faustina		4	15	2 KOZUN Julie
1	7	13 UMUTONI Clementine	2	16	4 OAKES Jennifer	
<b>13</b>		<b>Total Team</b>	<b>Opponent Error</b>	<b>7</b>		<b>Total Team</b>
<b>44</b>	<b>165</b>	<b>Total Team</b>	<b>Total</b>	<b>75</b>	<b>190</b>	<b>Total Team</b>
<b>7</b>	<b>24</b>	15 MUKOBWANKAWA Liliane	<b>Best Scorer</b>	<b>21</b>	<b>38</b>	3 ELLIS Danielle
<b>50km/h</b>		11 NYIRANEZA Solange	<b>Fastest Serve</b>	<b>58km/h</b>		11 PETERS Heidi

<b>Legend:</b>	(c) Captain	<b>Atts</b> Attempts	<b>L</b> Libero	<b>L</b> Substitute Libero
<b>MB</b> Middle Blocker	<b>n</b> Starting line-up where n = starting position on court (i.e. positions 1 to 6)	<b>No.</b> Shirt number	<b>O</b> Opposite	<b>S</b> Setter
<b>nn</b> Substitute where nn = Shirt number of outgoing player	<b>Pos.</b> Playing position	<b>Pts</b> Points scored		
<b>OH</b> Outside Hitter				





**Top Player Ranking by Skill**  
Classement des meilleurs joueurs par aptitude  
As of SAT 7 SEP 2024 at 21:20

**BEST SCORERS**

Rk	No.	Name	NPC	Pos.	Attack	Block	Serve	Total
1	6	ERICKSON Heather Nicole	USA	OH	73	14	9	96
2	10	XU Yixiao	CHN	OH	68	7	7	82
3	3	ELLIS Danielle	CAN	OH	49	10	14	73
4	8	LIMA DELLANGELICA Suellen Cristine	BRA	OH	42	8	19	69
5	1	TANG Xuemei	CHN	MB	51	3	8	62
6	11	PETERS Heidi	CAN	OH	32	4	24	60
7	5	BRIDGE Kathryn Sue	USA	OH	45	10	3	58
8	9	MELENKA Sarah	CAN	S	37	13	3	53
9	2	DIAS de OLIVERA Edwarda	BRA	OH	32	11	9	52
10	4	OAKES Jennifer	CAN	S	31	10	10	51
11	10	CUNHA Janaina Petit	BRA	OH	34	12	2	48
12	7	MATTHEWS Monique Marie	USA	OH	29	14	4	47
13	11	ZHANG Lijun	CHN	OH	33	2	8	43
14	1	WEBSTER Lora Jessica	USA	MB	12	22	3	37
15	7	WANG Yanan	CHN	O	27	6	3	36
16	7	SILVA Nathalie Filomena	BRA	OH	17	6	9	32
16	2	KOZUN Julie	CAN	OH	17	5	10	32
18	12	RODRIGUES BATISTA Laiana	BRA	OH	18	7	1	26
18	9	ZHANG Xufei	CHN	MB	16	7	3	26
20	16	NIEVES Nicole	USA	MB	17	7	1	25
21	14	KANAHELE Kaleo Okalani	USA	S	10	3	6	19
22	13	ZHAO Meiling	CHN	MB	6	1	10	17
22	9	EDWARDS Tia Mackenzie	USA	MB	8	2	7	17
24	18	GUISSO FIORESE Luiza	BRA	OH	7	6	3	16
25	15	VOSS-SHAFIQ Felicia	CAN	O	8	5	1	14
25	17	LANG Allison	CAN	OH	10	3	1	14
25	2	LYU Hongqin	CHN	S	4	6	4	14
28	3	SU Limei	CHN	OH	9	1	1	11
28	12	QIU Junfei	CHN	MB	9	-	2	11
28	12	SCHIECK Emma Joyce	USA	OH	3	-	8	11
31	5	PEREIRA Pamela	BRA	OH	5	1	3	9
31	5	HU Huizi	CHN	O	4	-	5	9
33	1	NASCIMENTO LIMA Bruna	BRA	MB	3	4	-	7
33	8	DOSTY Whitney Jenay	USA	OH	3	1	3	7
35	4	SILVA da Adria Jesus	BRA	MB	2	4	-	6
35	3	SHIFFLETT-PATTERSON Alexis Ann	USA	S	-	1	5	6
37	6	LI Ting	CHN	S	2	2	-	4
38	14	MARIA LEIRA de CASTRO Camila	BRA	OH	1	2	-	3
39	3	da COSTA DIAS Gizele Maria	BRA	L	-	1	1	2
40	8	WONG Jolan	CAN	L	1	-	-	1
<b>Tournament Totals</b>					1088	314	346	1748



### Top Player Ranking by Skill

Classement des meilleurs joueurs par aptitude

As of SAT 7 SEP 2024 at 21:20

#### BEST ATTACKERS

Scoring Attack		Rk	No.	Name	NPC	Pos.	Points	Errors	In-Play	Total Attempts	Eff. %	
		1	6	ERICKSON Heather Nicole	USA	OH	73	23	54	150	33.33	
		2	4	OAKES Jennifer	CAN	S	31	10	28	69	30.43	
		3	1	TANG Xuemei	CHN	MB	51	16	52	119	29.41	
		4	2	DIAS de OLIVERA Edwarda	BRA	OH	32	8	43	83	28.92	
		5	10	XU Yixiao	CHN	OH	68	27	57	152	26.97	
		6	3	ELLIS Danielle	CAN	OH	49	21	46	116	24.14	
		7	5	BRIDGE Kathryn Sue	USA	OH	45	18	64	127	21.26	
		8	9	MELENKA Sarah	CAN	S	37	19	37	93	19.35	
		9	8	LIMA DELLANGELICA Suellen Cristine	BRA	OH	42	22	47	111	18.02	
		10	10	CUNHA Janaina Petit	BRA	OH	34	17	54	105	16.19	
<b>Limit</b>												
15.00%												
<b>Tournament Totals</b>							1088	593	1481	3162	15.65	

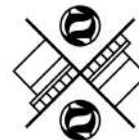
#### BEST BLOCKERS

Scoring Block		Rk	No.	Name	NPC	Pos.	Points	Errors	In-Play	Total Attempts	Avg. by Set
		1	1	WEBSTER Lora Jessica	USA	MB	22	13	47	82	1.22
		2	9	MELENKA Sarah	CAN	S	13	18	28	59	0.81
		3	6	ERICKSON Heather Nicole	USA	OH	14	8	21	43	0.78
		3	7	MATTHEWS Monique Marie	USA	OH	14	11	15	40	0.78
		5	10	CUNHA Janaina Petit	BRA	OH	12	15	27	54	0.71
		6	2	DIAS de OLIVERA Edwarda	BRA	OH	11	17	22	50	0.65
		7	4	OAKES Jennifer	CAN	S	10	5	26	41	0.63
		7	3	ELLIS Danielle	CAN	OH	10	9	4	23	0.63
		9	5	BRIDGE Kathryn Sue	USA	OH	10	9	23	42	0.56
		10	8	LIMA DELLANGELICA Suellen Cristine	BRA	OH	8	5	12	25	0.47
<b>Tournament Totals</b>							314	380	670	1364	5.32

#### BEST SERVERS

Scoring Service		Rk	No.	Name	NPC	Pos.	Points	Errors	In-Play	Total Attempts	Avg. by Set
		1	11	PETERS Heidi	CAN	OH	24	11	50	85	1.50
		2	8	LIMA DELLANGELICA Suellen Cristine	BRA	OH	19	9	47	75	1.12
		3	3	ELLIS Danielle	CAN	OH	14	5	42	61	0.88
		4	2	KOZUN Julie	CAN	OH	10	9	44	63	0.63
		4	4	OAKES Jennifer	CAN	S	10	5	47	62	0.63
		6	13	ZHAO Meiling	CHN	MB	10	-	20	30	0.59
		7	7	SILVA Nathalie Filomena	BRA	OH	9	-	60	69	0.53
		7	2	DIAS de OLIVERA Edwarda	BRA	OH	9	3	49	61	0.53
		9	6	ERICKSON Heather Nicole	USA	OH	9	-	60	69	0.50
<b>Tournament Totals</b>							346	193	1841	2380	5.86

More players tied with the same rank than can fit in the list



**Top Player Ranking by Skill**  
Classement des meilleurs joueurs par aptitude  
As of SAT 7 SEP 2024 at 21:20

**BEST DIGGERS**

Non-Scoring Dig	Rk	No.	Name	NPC	Pos.	Excellents	Errors	In-Play	Total Attempts	Avg. by Set
	1	6	ERICKSON Heather Nicole	USA	OH	24	12	33	69	1.33
	2	7	WANG Yanan	CHN	O	18	9	46	73	1.06
	3	11	ZHANG Lijun	CHN	OH	16	14	47	77	0.94
	4	14	KANAHELE Kaleo Okalani	USA	S	14	16	42	72	0.78
	5	7	SILVA Nathalie Filomena	BRA	OH	11	16	35	62	0.65
	6	9	MELENKA Sarah	CAN	S	10	8	29	47	0.63
	7	5	BRIDGE Kathryn Sue	USA	OH	11	11	36	58	0.61
	8	9	ZHANG Xufei	CHN	MB	10	10	46	66	0.59
	8	3	da COSTA DIAS Gizele Maria	BRA	L	10	7	42	59	0.59
<b>Tournament Totals</b>						364	543	1338	2245	6.17

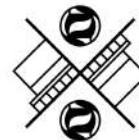
More players tied with the same rank than can fit in the list

**BEST SETTERS**

Non-Scoring Set	Rk	No.	Name	NPC	Pos.	Excellents	Errors	In-Play	Total Attempts	Avg. by Set
	1	14	KANAHELE Kaleo Okalani	USA	S	146	1	147	294	8.11
	2	2	LYU Hongqin	CHN	S	122	2	132	256	7.18
	3	4	OAKES Jennifer	CAN	S	75	1	68	144	4.69
	4	9	MELENKA Sarah	CAN	S	54	1	64	119	3.38
	5	7	SILVA Nathalie Filomena	BRA	OH	37	4	67	108	2.18
	6	2	DIAS de OLIVERA Edwarda	BRA	OH	33	3	53	89	1.94
	7	18	GUISSO FIORESE Luiza	BRA	OH	32	5	53	90	1.88
	8	7	WANG Yanan	CHN	O	28	-	28	56	1.65
	9	6	LI Ting	CHN	S	25	-	14	39	1.47
	10	3	da COSTA DIAS Gizele Maria	BRA	L	21	-	17	38	1.24
<b>Tournament Totals</b>						1015	68	1518	2601	17.20

**BEST RECEIVERS**

Non-Scoring Reception	Rk	No.	Name	NPC	Pos.	Excellents	Errors	In-Play	Total Attempts	Succ. %
	1	11	ZHANG Lijun	CHN	OH	25	-	59	84	29.76
	2	7	MATTHEWS Monique Marie	USA	OH	19	9	51	79	24.05
	3	6	ERICKSON Heather Nicole	USA	OH	17	4	52	73	23.29
	4	3	da COSTA DIAS Gizele Maria	BRA	L	11	12	53	76	14.47
<b>Limit</b>	25.00%									
<b>Tournament Totals</b>						424	330	1195	1949	21.75



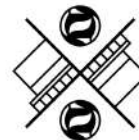
**Top Player Ranking by Skill**  
Classement des meilleurs joueurs par aptitude  
As of SAT 7 SEP 2024 at 21:20

**BEST LIBEROS**

Non-Scoring Liberos	Rk	No.	Name	NPC	Excellents	Errors	In Play	Total Attempts	Avg. by Set
	1	8	WONG Jolan	CAN	25	7	63	95	1.56
	2	3	da COSTA DIAS Gizele Maria	BRA	21	19	95	135	1.24
	3	2	ZUMMO Bethany Paige	USA	22	43	81	146	1.22
	4	11	de ALMEIDA SILVA Nurya	BRA	12	6	15	33	0.71
	5	10	SATCHELL Sydney Chanel	USA	5	2	6	13	0.28
	6	16	HUANG Lu	CHN	-	1	2	3	0.00
	<b>Tournament Totals</b>				<b>788</b>	<b>873</b>	<b>2533</b>	<b>4194</b>	<b>13.36</b>

**Note:**  
Only players whose teams advanced to the semifinals are ranked.  
Skills - 10 players are listed per skill, except where ties would extend the list beyond 10 in which case the tied players are not listed.

<b>Legend:</b>			
<b>Avg.</b>	Average	<b>Eff. %</b>	Efficiency %
<b>OH</b>	Outside Hitter	<b>O</b>	Opposite
<b>S</b>	Setter	<b>Succ.%</b>	Success %
<b>L</b>	Libero	<b>MB</b>	Middle Blocker
<b>Pos.</b>	Playing position	<b>Rk</b>	Rank
<b>No.</b>	Shirt Number	<b>Pos.</b>	Playing position

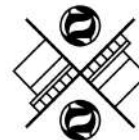


**Teams Ranking by Skill**  
Classement des équipes par aptitude  
As of SAT 7 SEP 2024 at 21:18

Scoring Attack		Rk	Team	Points	Errors	In-Play	Total Attempts	Eff. %
		1	CHN - People's Republic of China	229	104	232	565	22.12
		2	USA - United States of America	200	83	270	553	21.16
		3	CAN - Canada	185	91	175	451	20.84
		4	BRA - Brazil	161	82	238	481	16.42
<b>Tournament Totals</b>				1088	593	1481	3162	15.65

Scoring Block		Rk	Team	Points	Errors	In-Play	Total Attempts	Avg. by Set
		1	USA - United States of America	74	65	154	293	4.11
		2	BRA - Brazil	62	67	103	232	3.65
		3	CAN - Canada	50	52	88	190	3.13
		4	CHN - People's Republic of China	35	59	130	224	2.06
<b>Tournament Totals</b>				314	380	670	1364	5.32

Scoring Service		Rk	Team	Points	Errors	In-Play	Total Attempts	Avg. by Set
		1	CAN - Canada	63	50	252	365	3.94
		2	CHN - People's Republic of China	51	18	335	404	3.00
		3	BRA - Brazil	47	23	302	372	2.76
		4	USA - United States of America	49	21	359	429	2.72
<b>Tournament Totals</b>				346	193	1841	2380	5.86



**Teams Ranking by Skill**  
Classement des équipes par aptitude  
As of SAT 7 SEP 2024 at 21:18

Non-Scoring Dig	Rk	Team	Excellents	Errors	In-Play	Total Attempts	Avg. by Set
	1	CHN - People's Republic of China	76	68	277	421	4.47
	2	USA - United States of America	77	98	240	415	4.28
	3	CAN - Canada	50	61	167	278	3.13
	4	BRA - Brazil	53	65	222	340	3.12
	<b>Tournament Totals</b>		364	543	1338	2245	6.17

Non-Scoring Set	Rk	Team	Excellents	Errors	In-Play	Total Attempts	Avg. by Set
	1	CHN - People's Republic of China	210	5	250	465	12.35
	2	USA - United States of America	204	7	262	473	11.33
	3	CAN - Canada	154	3	175	332	9.63
	4	BRA - Brazil	140	12	240	392	8.24
	<b>Tournament Totals</b>		1015	68	1518	2601	17.20

Non-Scoring Reception	Rk	Team	Excellents	Errors	In-Play	Total Attempts	Succ. %
	1	CHN - People's Republic of China	73	16	165	254	28.74
	2	USA - United States of America	72	35	178	285	25.26
	3	CAN - Canada	62	20	181	263	23.57
	4	BRA - Brazil	46	47	165	258	17.83
	<b>Tournament Totals</b>		424	330	1195	1949	21.75

**Note:**  
Only teams advancing to the semifinals are ranked.

**Legend:**  
Avg. Average      Eff. % Efficiency      Rk Rank      Succ. % Success %



## Competition Officials

Officiels de compétition

As of FRI 2 AUG 2024

Function	Name	Organisation
<b>Paris 2024 Competition Management:</b>		
<b>Sitting Volleyball Manager:</b>	MERIAUX Mathieu	FRA - France
<b>Sitting Volleyball Competition Manager:</b>	MERIAUX Mathieu	FRA - France
<b>Sitting Volleyball Services Coordinator:</b>	CAPON Anaelle	FRA - France
<b>Sitting Volleyball Technical Operations:</b>	FURTADO Junior Elberto	BRA - Brazil
<b>WPV Management:</b>		
<b>WPV President:</b>	OKIMURA Lori	USA - United States of America
<b>WPV Control Committee:</b>		
<b>Technical Delegate:</b>	STEWART Glenn	AUS - Australia
<b>Assistant Technical Delegate / Safeguarding Officer:</b>	OKIMURA Lori	USA - United States of America
<b>International Technical Officials (ITOs):</b>		
<b>ITOs (Technical Juries):</b>	RITTER Sven	GER - Germany
	CAMPBELL Joe	USA - United States of America
	TU Weiping	AUS - Australia
	CHANG Irene	MAS - Malaysia
	ALLEN Phil	CAN - Canada
<b>ITOs (Referee Delegate):</b>	ARCHIBALD Glynn	GBR - Great Britain
<b>ITOs (Assistant Referee Delegate):</b>	PLESNIK Janko	SLO - Slovenia
<b>ITOs (Referee Coaches):</b>	GIUGNI Stephen	AUS - Australia
	MANNERSUO Sari	FIN - Finland
	MURULO Toomas	EST - Estonia
<b>ITOs (WPV International Referees):</b>	ELSERGANY Amina	EGY - Egypt
	SHANISHAH Khalid	LBA - Libya
	NAVIDINO Mahdi	IRI - Islamic Republic of Iran
	RAKHMETOV Ayan	KAZ - Kazakhstan
	JUNG Yoo Yeon	KOR - Republic of Korea
	BASIC Mirza	BIH - Bosnia and Herzegovina
	DAUCHEL Philippe	FRA - France
	ARPAS Krisztina	HUN - Hungary
	MEIJER Benno	NED - Netherlands
	KUZMANOVIC Slavisa	BIH - Bosnia and Herzegovina
	PLESNIK Spela	SLO - Slovenia
	CALADO Andre	BRA - Brazil
	RICHER Marie-Claude	CAN - Canada
	KONOWALYK Neal	CAN - Canada



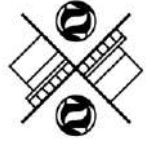
## Sport Terminology

Terminologie du sport

As of FRI 23 AUG 2024

Term	Definition
Ace	The action of a serve where the ball has touched some part of the opponent's court, or the receiver of the serve has mishit the ball causing the ball to be unplayable, leading to the rally terminating.
Antenna	A flexible rod placed on the net vertically above the outer edge of the side-lines to mark the outer limit of the crossing space of the volleyball.
Attack	Any action which directs the ball towards the opponent, with the exception of service and block.
Attack error	An attacking error. The opponent scores directly.
Attack hit	The action of directing the ball towards the opponents' court. Serving is not considered an attack hit. Considered completed when the ball completely crosses the vertical plane of the net or touches a block.
Attack in-play	An attack that is spiked to the opponent's side of the net but is successfully "transitioned" by the opponent. The rally continues.
Attack line	A line whose rear edge is drawn two metres back from the axis of the centre line, marks the front zone and the limit for where a back-row player may advance to hit a ball from above the height of the net. This is determined by the position of the player's buttocks when playing the ball.
Attack point	A scoring attack.
Back-row attack fault	When a back-row player hits the ball above the height of the net and is in the front zone.
Back-row player	Any of the three players who are positioned at the back of the court. Each back-row player must be positioned behind the corresponding front-row player and can only complete an attack hit above the height of net by playing the ball behind the attack line.
Ball retrievers	Personnel whose job it is to maintain the flow of the game by rolling the ball to the server between rallies.
Block point (also known as a kill block)	A block that scores a point directly.
Catch	The ball is caught and/or thrown; it does not immediately rebound from the hit. To let the ball settle into the hands briefly on a shot instead of releasing it immediately on contact.
Change of courts	Following each set and following the first team to reach eight points in the fifth set, the teams change courts.
Collective block	A collective block is executed by two or three players close to each other and is completed when one of them touches the ball.
Competition control area	The competition control area is a corridor around the playing court and free zone, which includes all spaces up to the outer barriers or delimitation fence.
Crossing space	The zone above the net and between two antennae and their extension through which the ball must pass during a rally.
Double contact	A player hits the ball twice in succession or the ball contacts various parts of his/her body in succession.
Double fault	Two faults by opponents occurring at the same time. Results in a replay (the same person serving again with no point scored).
Dig	The act of passing the ball using contact with the forearms. Both defensively and offensively to prevent the ball from touching the floor.
Dig in-play (continue)	A ball returned (dug) allowing the rally to continue.



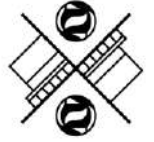


## Sport Terminology

Terminologie du sport

As of FRI 23 AUG 2024

Term	Definition
Dig error	A digging mistake.
Excellent reception	An outstanding player reception of an opponent's service, resulting in all setting options being available.
Excellent set (setting)	An outstanding player set (setting) which results in the team scoring a point by attacking (spike).
External space	The external space is in the vertical plane of the net outside of the crossing and lower spaces.
Fault	A foul or error, which results in the loss of the rally and loss of point.
First referee	The first referee directs the match from the start until the end. He/she has authority over all members of the refereeing corps and the members of the teams.
Four hits	When a team touches the ball four times without returning it to the opponent's side of the court.
Free zone	The playing space surrounding the court and of a minimum of 3m wide on all sides.
Front-row player	Any of the three players who are positioned closest to the net compared to their corresponding player at the moment of the serve.
Front zone	The area between the net and the rear of the attack line.
Game captain	A player on the court who assumes the role of the team captain, when he/she is not on court.
Ground	To hit the ball to the ground, on the other team's court.
Hit	A hit is any contact with the ball by a player in play, one of three "hits" allowed by a team in getting the ball back over the net.
Illegal server	Violates the service order recorded on the score sheet. The other team gains the right to serve and a point.
Incomplete team	When a team commences but is unable legally to complete a match with six players, resulting in the match being forfeited.
Interference	A player interferes with the opponent's play by (amongst others) making actions which hinder an opponent's legitimate attempt to play the ball.
Interval	The time between sets. The change of courts in the fifth (deciding) set is not to be regarded as an interval.
Joust	When two opponents touch the ball simultaneously over the net and the ball remains in play, the team receiving the ball is entitled to another three hits. If simultaneous hits by two opponents over the net lead to a "catch", it is a "double fault", and the rally is replayed. However, a short catch is permitted when the extended contact does not stop the continuity of the play.
Judgement impossible	When a line judge is unable to judge the outcome of a point, possibly due to a player being in their line of vision.
Judges' conference	The judges' conference holds official World ParaVolley authority to solve problems occurring during the game, in accordance with the World ParaVolley rules and regulations. A properly conducted judges' conference should avoid a formal protest being lodged by a team and is called by the jury member on duty.
Libero player	The libero is a specialist defensive player, dressed in a different uniform colour, who can replace any player in a back-row position. The libero is not allowed to serve, block or attack over the height of the net.
Libero replacement zone	The libero replacement zone is part of the free zone on the side of the team benches, limited by the extension of the attack line up to the end line.

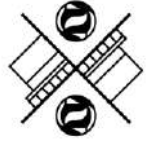


## Sport Terminology

Terminologie du sport

As of FRI 23 AUG 2024

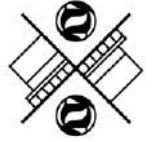
Term	Definition
Lifting	When a part of a player's body between the buttocks and the shoulders loses contact with the court during a playing action.
Line judges	Four judges standing in the free zone who are responsible for calling play using flags to give signals.
Lower space	This is the space defined at its upper part by the bottom of the net and the cord joining it to the posts, at the sides by the posts, and at the bottom by the playing surface.
Mega rally	The action of a long rally involving multiple phases of attack and defence where the ball has crossed the net at least four times.
Moppers	Personnel whose job is to keep the floor clean and dry.
Net touch fault	When any player close to the ball, as it is played, touches the top band of the net between the antennae or the antenna itself during his/her action of playing the ball or attempting to play the ball.
Official warm-up at the net	Prior to the match, if the teams have previously had a playing court at their disposal, they are entitled to a 10-minute warm-up period together at the net. Commences at the whistle (signal) of the first referee after the signing of the score sheet.
Opponent error	Unsuccessful opponent actions, which result in the scoring of a point.
Playing area	The playing court and the free zone combined.
Playing court	A rectangle measuring 10m by 6m.
Penalties	Delays to the game – an improper action of a team that delays the resumption of the game. The first delay by a team in a set is sanctioned with a delay warning (yellow card). The second and subsequent delay of any type by the same team in the same set constitutes a fault and is sanctioned with a delay penalty (red card): loss of a rally. Misconduct – Improper conduct by a team member towards officials, opponents, their teammate or spectators is classified in four categories according to the degree of the offence as follows: Misconduct warning (yellow card): for unsportsmanlike conduct, no sanction is given but the team member concerned (and by extension the team) is warned against repetition in the same set. Misconduct penalty (red card): for rude conduct or repeated unsportsmanlike conduct given to a team member, the team is sanctioned with the loss of a rally. Expulsion (red and yellow cards held jointly): repeated rude or offensive conduct is sanctioned by expulsion. The team member who is sanctioned with expulsion shall not play for the rest of the set, must be substituted legally and immediately if on court and must remain seated in the penalty area with no other consequences. Disqualification (red and yellow cards held apart): for aggression, the player must be substituted legally and immediately if on court and must leave the competition control area for the rest of the match with no other consequences.
Points ratio	The total number of points won divided by the total number of points lost.
Positional fault	The team commits a positional fault if any player is not in his/her correct position at the moment the ball is hit by the server.
Pre-match protocol	A pre-determined set of actions including the official warm-up, national anthems and the announcement of the starting six, libero and coach.
Protest	The first referee shall not permit any discussion about his/her decisions.



## Sport Terminology

Terminologie du sport  
As of FRI 23 AUG 2024

Term	Definition
	<p>However, at the request of the game captain, the first referee will give an explanation on the application or interpretation of the rules upon which he/she has based the decision.</p> <p>If the game captain does not agree with the explanation of the first referee and chooses to protest such decision, he/she must immediately reserve the right to file and record this protest at the conclusion of the match. The first referee must authorise this right of the game captain.</p>
Protest committee	The protest committee is the first level to which a team may protest a decision(s) of a technical nature
Rally	The sequence of playing actions from the moment of the service hit by the server until the ball is out of play.
Rally point system (RPS)	The team winning a rally scores a point. When the receiving team wins a rally, it gains a point and the right to serve, and its players rotate one position clockwise.
Rebound (block attempt/block continue)	When the blocker touches the ball, but the ball remains in play. The rally continues.
Reaching beyond the net	In blocking, a player may touch the ball beyond the net, provided that he/she does not interfere with the opponent's play before or during the latter's attack hit. After an attack hit, a player is permitted to pass his/her hand beyond the net, provided that the contact has been made within his/her own playing space.
Reception (receive continue)	A ball returned from the serve allowing the rally to continue.
Reception error	A reception error occurs when the receiving team is unable to control the ball following the serve.
Re-designation	This is the act by which a libero, who cannot continue or is declared by the team "unable to play", has his/her role taken by another player (except the regular replacement player) not on the court at the moment of the re-designation.
Replacement	This is the act by which a regular player replaces or is replaced by either libero (if more than one). This can even include libero for libero exchanges. There must be a completed rally between replacements involving any libero.
Rotate	To move to the next position on the court in a clockwise manner.
Rotation	The rotational order is determined by the team's starting line-up, and controlled with the service order, and players' positions throughout the set.
Rotational fault	A rotational fault is committed when the service is not made by the correct player or the receiving or serving team is out of rotational order at the moment of service.
Sanction	<p>Depending on the degree of the sanctioned conduct, according to the judgment of the first referee, the possible sanctions to be applied are:</p> <ul style="list-style-type: none"> <li>• Misconduct warning (stage one: verbal warning, stage two: yellow card)</li> <li>• Misconduct penalty (red card)</li> <li>• Expulsion (red and yellow cards held jointly)</li> <li>• Disqualification (red and yellow cards held apart)</li> </ul>
Screen	To prevent their opponent, through individual or collective screening, from seeing the server and the flight path of the ball.
Second referee	Assistant to the first referee.

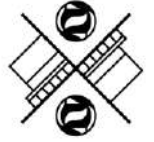


## Sport Terminology

Terminologie du sport

As of FRI 23 AUG 2024

Term	Definition
Serve	The act of putting the ball into play, by the back-right player (position one), placed in the service zone.
Serve error	A mistake by the server in putting the ball in play.
Serve in-play	A serve that has been received by the opposing team and the rally continues with an attack.
Service zone	A 6m-wide area behind each end line.
Setting	Action of setting the ball up for a teammate to attack.
Set	A part (unit) of a match. A team that wins three sets wins the match. In the case of a 2-2 set tie the deciding set (fifth set) is played to 15 points with a minimum lead of two points (unlimited) required for victory.
Set (setting) error	A mistake in setting. The opponent scores directly.
Set in-play (set continue)	A set (setting) that is not excellent and not a fault.
Set ratio	The total number of sets won divided by the total number of sets lost.
Setter	A player whose role it is to set up the ball for teammates to attack.
Shot	An attack directed to the opponent's side of the net that is successfully recovered by the opponent. The rally continues.
Sideout	When the receiving team wins the point against the serving team, or when the serving team commits an unforced serving error and, as a result, the receiving team gains the right to serve.
Side bands	Two white bands, 5cm wide (same width as the court lines) and 80cm long, are fastened vertically to the net and placed above each sideline. They are considered part of the net.
Simultaneous contact	Contact of the ball made by two players at the same instant. If made by two opponents over the net and the ball remains held for a certain period of time, this is called a joust.
Spectacular play	World ParaVolley has a focus of identifying and celebrating spectacular moments or actions of each game. These moments or actions are generally referred to as a "spectacular play or moment".  The following is an outline of these spectacular moments: <ul style="list-style-type: none"> <li>• Monster block - the action of blocking that sees the ball landing inside the two-metre zone of the attacker's court terminating the rally.</li> <li>• Super spike - the action of an attacker hitting the ball at high velocity into the opponent's court terminating the rally.</li> <li>• Ace</li> <li>• Mega rally</li> </ul>
Spike	A scoring hard-driven attack.
Substitution paddles	Used to indicate to the scorers, which player is being substituted and is held above their head by the incoming player. Not used when Scoresheet bench tablets are used.
Substitution zone	The substitution zone is limited by the extension of both attack lines up to the scorer's table.
Team captain	The captain of the team as indicated on the score sheet.
Technical time-out	A 60-second technical time-out occurs when the first team reaches the eighth and 16th points in each of the first four sets. In the fifth set there are no technical time-outs.



## Sport Terminology

Terminologie du sport

As of FRI 23 AUG 2024

Term	Definition
The toss	<p>Before the match, the first referee carries out a toss to decide upon the first service and the sides of the court in the first set.</p> <p>If a deciding set is played, a new toss will be carried out.</p>
Time-out	Each team can call up to two 30-second time-outs per set.
Time between rallies	The time between the whistle to end the completion of a rally and the whistle to authorise the service to start the next rally. The server must serve within a maximum of eight seconds after the first whistle to start the rally.
Toss	The action of releasing the ball from the player's hands in the service zone with the intention of hitting a service.
Time-out	Each team can call up to two 30-second time-outs per set.

**Note:**  
For further information please consult: [www.worldparavolley.org](http://www.worldparavolley.org)

OUVRONS GRAND  
RAND LES JEUX OUV  
EN GAMES WIDE OF  
S WIDE OPEN GAME  
OUVRONS GRAND  
RAND LES JEUX OUV  
EN GAM WIDE OF  
S WIDE O GAME  
OUVRONS GRAND  
RAND LES JEUX OUV  
EN GAMES WIDE OF  
S WIDE OPEN GAME  
OUVRONS GRAND  
RAND LES JEUX OUV

