

**PARA TABLE TENNIS**

PATA TENNIS DE TABLE

# RESULTS BOOK

LIVRE DES  
RÉSULTATS

**VERSION 1.0**

7 SEP 2024 – 22:00

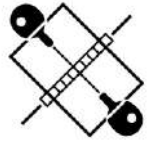


PARIS 2024



# VERSION HISTORY

VERSION	DATE	CREATED BY	COMMENTS
1.0	7 SEP 2024	PABLO DE CASTRO	FIRST VERSION



## Competition Format and Rules

Format et règlement des compétitions

As of FRI 23 AUG 2024

### Paralympic Competition Format

The table tennis competition at the Paris 2024 Paralympic Games consists of 31 medal events: 15 medal events for men and 14 medal events for women, and two mixed events. A total of 280 competitors may take part in the para table tennis competition. Singles and team events are contested across a total of 11 classes which reflect a wide range of impairments.

#### Events

##### Singles and Doubles:

There are 21 medal events in the men's and women's singles. There are eight doubles events, split evenly between men and women. The singles and doubles events will begin with a round of 32, or a round of 16, or quarterfinals or semifinals, depending on the number of athletes in the event.

Competition will be run in a single-elimination (knockout) format.

The winners of the two semifinals in each event will compete for the gold medal, while the two semifinal losers will each receive bronze medals. All matches shall be best of five games.

### Sport Rules and Procedures:

#### General para table tennis rules:

- Cushion(s) can be used: the height of one or maximum of two cushions is limited to 15 centimetres in playing conditions.
- If a player requires some strapping or binding for medical reasons, this must be noted on his or her classification card.

#### Service rules in wheelchair play:

##### Singles and Doubles:

The rally shall be a let (a rally of which the result is not scored) if the receiver is in a wheelchair and:

- the ball returns in the direction of the net after touching the receiver's court; or
- the ball comes to rest on the receiver's court.

Additionally, only in doubles:

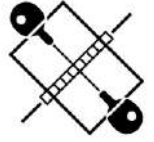
- The rally shall be a let if:
  - in service, the ball leaves the table after touching it by either of the receiver's sidelines.

#### Wheelchair play rules:

##### Singles and Doubles:

A player shall score a point if;

- his or her opponent does not maintain a minimum contact with the seat or cushion(s), with the back of the thigh when the ball is struck. the ball comes to rest on the receiver's court.



- his or her opponent touches the table with either hand before striking the ball.
- his or her opponent's footrest or foot touches the floor during play.

Additionally only in doubles:

- any part of the wheelchair of the opponent crosses an imaginary extension of the centre line of the table

### Scoring:

All matches will be the best of five games, with each game won by the player to score 11 points. If the score reaches 10-10, the winner of the game will be the player who subsequently gains a lead of two points.

### Competition rules:

The para-table tennis competition will be held by the editions of the following documents that are in force at the time of the Games:

- The 2024 ITTF Statutes (available at [www.ittf.com](http://www.ittf.com))
- The IPC Handbook (available at [www.paralympic.org/the-ipc/handbook](http://www.paralympic.org/the-ipc/handbook))

The ITTF, working with Paris 2024 competition management, will be responsible for the technical control and direction of the table tennis competition at the Paris 2024 Paralympic Games.

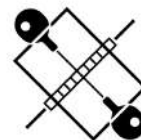
### Changes since Tokyo 2020 Paralympic Games:

- The team events have been removed.
- Introduction of eight doubles events.
- Introduction of two mixed doubles events.
- Single events will be played in a direct elimination (knockout) format at Paris 2024, instead of beginning with the round robin format and qualifying for the knockout stage at previous Paralympic Games.

### DIFFERENCES FROM THE OLYMPIC GAMES:

- Athletes can have the racket strapped on to or attached to the hand or limb at the Paralympic Games.
- There are more events at the Paralympic Games as singles and doubles events are played for a number of different sport classes.
- There are no team events at the Paralympic Games.
- All matches at the Paralympic Games are the best of five games rather than the best of seven games, for which singles and mixed doubles are played in the Olympic Games.
- There are no bronze medal matches in the Paralympic Games. Losers of the semifinals are awarded a bronze medal (two per event).

For further information, please consult: [www.ipttc.org](http://www.ipttc.org)



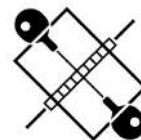
## Medallists by Event

Médaille(s) par épreuve

As of SAT 7 SEP 2024 at 22:07

After 31 of 31 Events

Event	Date	Medal	Name	NPC Code
Men's Singles - MS1	FRI 6 SEP	GOLD	FERNANDEZ Yunier	CUB
		SILVER	DAVIES Robert	GBR
		BRONZE	FALCO Federico	ITA
			MAJOR Andre	HUN
Men's Singles - MS2	THU 5 SEP	GOLD	CZUPER Rafal	POL
		SILVER	SUCHANEK Jiri	CZE
		BRONZE	CHA Soo Yong	KOR
			LAMIRAULT Fabien	FRA
Men's Singles - MS3	THU 5 SEP	GOLD	FENG Panfeng	CHN
		SILVER	SCHMIDBERGER Thomas	GER
		BRONZE	GLINBANCHEUN Yuttajak	THA
			JANG Yeongjin	KOR
Men's Singles - MS4	SAT 7 SEP	GOLD	KIM Young-Gun	KOR
		SILVER	CHAIWUT Wanchai	THA
		BRONZE	KIM Jung-Gil	KOR
			OGUNKUNLE Isau	NGR
Men's Singles - MS5	TUE 3 SEP	GOLD	URHAUG Tommy	NOR
		SILVER	CHENG Ming Chih	TPE
		BRONZE	OZTURK Ali	TUR
			PALIKUCA Mitar	SRB
Men's Singles - MS6	FRI 6 SEP	GOLD	PARENZAN Matteo	ITA
		SILVER	THAINIYOM Rungroj	THA
		BRONZE	ROSENMEIER Peter	DEN
			SEIDENFELD Ian	USA
Men's Singles - MS7	FRI 6 SEP	GOLD	YAN Shuo	CHN
		SILVER	BAYLEY William	GBR
		BRONZE	MONTANUS Jean Paul	NED
			PUNPOO Chalermpong	THA
Men's Singles - MS8	SAT 7 SEP	GOLD	DIDUKH Viktor	UKR
		SILVER	ZHAO Shuai	CHN
		BRONZE	NIKOLENKO Maksym	UKR
			WANGPHONPHATHANASIRI Phisit	THA
Men's Singles - MS9	SAT 7 SEP	GOLD	DEVOS Laurens	BEL
		SILVER	DIDIER Lucas	FRA
		BRONZE	CEPAS Ander	ESP
			MA Lin	AUS
Men's Singles - MS10	WED 4 SEP	GOLD	CHOJNOWSKI Patryk	POL
		SILVER	LIAN Hao	CHN
		BRONZE	BOHEAS Mateo	FRA
			RADOVIC Filip	MNE
Men's Singles - MS11	THU 5 SEP	GOLD	KIM Gi Tae	KOR
		SILVER	CHEN Po Yen	TPE
		BRONZE	PALOS Peter	HUN
			von EINEM Samuel	AUS



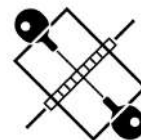
## Medallists by Event

Médaille(s) par épreuve

As of SAT 7 SEP 2024 at 22:07

After 31 of 31 Events

Event	Date	Medal	Name	NPC Code
Men's Doubles - MD4	SAT 31 AUG	GOLD	LOVAS Peter RIAPOS Jan	SVK
		SILVER	JANG Yeongjin PARK Sung Joo	KOR
		BRONZE	LAMIRAULT Fabien MICHAUD Julien	FRA
			CHA Soo Yong PARK Jin Cheol	KOR
Men's Doubles - MD8	SAT 31 AUG	GOLD	CAO Ningning FENG Panfeng	CHN
		SILVER	BAUS Valentin SCHMIDBERGER Thomas	GER
		BRONZE	CHAIWUT Wanchai GLINBANCHEUN Yuttajak	THA
			OZTURK Abdullah TURAN Nesim	TUR
Men's Doubles - MD14	SUN 1 SEP	GOLD	LIAO Keli YAN Shuo	CHN
		SILVER	THAINIYOM Rungroj WANGPHONPHATHANASIRI Phisit	THA
		BRONZE	BERTHIER Clement HERRAULT Esteban	FRA
			KARABARDAK Paul SHILTON Billy	GBR
Men's Doubles - MD18	SUN 1 SEP	GOLD	CHOJNOWSKI Patryk GRUDZIEN Piotr	POL
		SILVER	LIU Chaodong ZHAO Yiqing	CHN
		BRONZE	MANARA Luiz Filipe MASSAD Claudio	BRA
			LIAN Hao ZHAO Shuai	CHN
Women's Singles - WS1-2	FRI 6 SEP	GOLD	ROSSI Giada	ITA
		SILVER	LIU Jing	CHN
		BRONZE	BUCLAW Dorota	POL
SEO Su Yeon	KOR			
Women's Singles - WS3	FRI 6 SEP	GOLD	MUZINIC VINCETIC Andela	CRO
		SILVER	YOON Jiyu	KOR
		BRONZE	RAGAZZINI Carlotta	ITA
			XUE Juan	CHN
Women's Singles - WS4	SAT 7 SEP	GOLD	MIKOLASCHEK Sandra	GER
		SILVER	PERIC-RANKOVIC Borislava	SRB
		BRONZE	GU Xiaodan	CHN
			ZHOU Ying	CHN



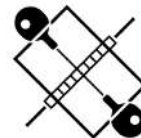
## Medallists by Event

Médaille(s) par épreuve

As of SAT 7 SEP 2024 at 22:07

After 31 of 31 Events

Event	Date	Medal	Name	NPC Code
Women's Singles - WS5	WED 4 SEP	GOLD	ZHANG Bian	CHN
		SILVER	PAN Jiamin	CHN
		BRONZE	JUNG Young A	KOR
			MOON Sunghye	KOR
Women's Singles - WS6	SAT 7 SEP	GOLD	AL-DAYYENI Najlah	IRQ
		SILVER	LYTOVCHENKO Maryna	UKR
		BRONZE	ALIEVA Maliak	NPA
			CIRIPAN Camelia	ROU
Women's Singles - WS7	THU 5 SEP	GOLD	van ZON Kelly	NED
		SILVER	KORKUT Kubra	TUR
		BRONZE	TWOMEY Bly	GBR
			WANG Rui	CHN
Women's Singles - WS8	SAT 7 SEP	GOLD	HUANG Wenjuan	CHN
		SILVER	HUSIC DAHLEN Aida	NOR
		BRONZE	PEREZ Florencia	CHI
			WOLF Juliane	GER
Women's Singles - WS9	SAT 7 SEP	GOLD	PEK Karolina	POL
		SILVER	XIONG Guiyan	CHN
		BRONZE	LEI Li Na	AUS
			SZVITACS Alexa	HUN
Women's Singles - WS10	WED 4 SEP	GOLD	YANG Qian	AUS
		SILVER	PARTYKA Natalia	POL
		BRONZE	ALEXANDRE Bruna	BRA
			TIAN Shiao Wen	TPE
Women's Singles - WS11	THU 5 SEP	GOLD	WADA Natsuki	JPN
		SILVER	PROKOFEVA Elena	NPA
		BRONZE	ACER Ebru	TUR
			FURUKAWA Kanami	JPN
Women's Doubles - WD5	FRI 30 AUG	GOLD	LIU Jing	CHN
			XUE Juan	
		SILVER	SEO Su Yeon	KOR
			YOON Jiyu	
BRONZE	OLIVEIRA Catia	BRA		
	OLIVEIRA Joyce			
	ASAYUT Dararat	THA		
	BOOTWANSIRINA Chilchitparyak			
Women's Doubles - WD10	SAT 31 AUG	GOLD	GU Xiaodan	CHN
			PAN Jiamin	
		SILVER	MATIC Nada	SRB
			PERIC-RANKOVIC Borislava	
BRONZE	JUNG Young A	KOR		
	MOON Sunghye			
	KANG Oejeong	KOR		
	LEE Mi Gyu			



## Medallists by Event

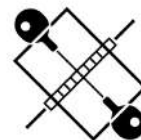
Médaille(s) par épreuve

As of SAT 7 SEP 2024 at 22:07

After 31 of 31 Events

Event	Date	Medal	Name	NPC Code
Women's Doubles - WD14	FRI 30 AUG	GOLD	HUANG Wenjuan JIN Yucheng	CHN
		SILVER	GREBE Stephanie WOLF Juliane	GER
		BRONZE	PICKARD Felicity TWOMEY Bly	GBR
			HUSIC DAHLEN Aida TVEITEN Merethe	NOR
Women's Doubles - WD20	SAT 31 AUG	GOLD	LEI Li Na YANG Qian	AUS
		SILVER	LIN Tzu Yu TIAN Shiau Wen	TPE
		BRONZE	ALEXANDRE Bruna RAUEN Danielle	BRA
			PARTYKA Natalia PEK Karolina	POL
Mixed Doubles - XD7	SUN 1 SEP	GOLD	FENG Panfeng ZHOU Ying	CHN
		SILVER	GLINBANCHEUN Yuttajak JAION Wijitra	THA
		BRONZE	ZHAI Xiang GU Xiaodan	CHN
			MERRIEN Florian VAUTIER Flora	FRA
Mixed Doubles - XD17	SAT 31 AUG	GOLD	ZHAO Shuai MAO Jingdian	CHN
		SILVER	PENG Weinan XIONG Guiyan	CHN
		BRONZE	GRUDZIEN Piotr PEK Karolina	POL
			DIDUKH Viktor SHYNKAROVA Iryna	UKR





## Medal Standings

Tableau des médailles

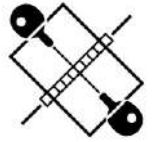
As of SAT 7 SEP 2024 at 22:07

After 31 of 31 Events

Rank	NPC	Men				Women				Mixed				Total				Rank by Total
		G	S	B	Tot.	G	S	B	Tot.	G	S	B	Tot.	G	S	B	Tot.	
1	CHN - People's Republic of China	4	3	1	8	5	3	4	12	2	1	1	4	11	7	6	24	1
2	POL - Poland	3			3	1	1	2	4			1	1	4	1	3	8	4
3	KOR - Republic of Korea	2	1	4	7		2	5	7					2	3	9	14	2
4	AUS - Australia			2	2	2		1	3					2		3	5	=6
5	ITA - Italy	1		1	2	1		1	2					2		2	4	=9
6	GER - Germany		2		2	1	1	1	3					1	3	1	5	=6
7	UKR - Ukraine	1		1	2		1		1			1	1	1	1	2	4	=9
8	NOR - Norway	1			1		1	1	2					1	1	1	3	=14
9	JPN - Japan					1		1	2					1		1	2	=17
9	NED - Netherlands			1	1	1			1					1		1	2	=17
11	BEL - Belgium	1			1									1			1	=19
11	CRO - Croatia					1			1					1			1	=19
11	CUB - Cuba	1			1									1			1	=19
11	IRQ - Iraq					1			1					1			1	=19
11	SVK - Slovakia	1			1									1			1	=19
16	THA - Thailand		3	4	7			1	1		1		1		4	5	9	3
17	TPE - Chinese Taipei		2		2		1	1	2					3	1	4	8	=9
18	GBR - Great Britain		2	1	3			2	2					2	3	5	10	=6
19	SRB - Serbia			1	1		2		2					2	1	3	6	=14
20	FRA - France		1	4	5							1	1		1	5	6	5
21	TUR - Türkiye			2	2		1	1	2						1	3	4	=9
22	CZE - Czechia		1		1									1		1	2	=19
23	BRA - Brazil			1	1			3	3						4	4	8	=9
24	HUN - Hungary			2	2			1	1						3	3	6	=14
25	CHI - Chile							1	1						1	1	2	=19
25	DEN - Denmark			1	1										1	1	2	=19
25	ESP - Spain			1	1										1	1	2	=19
25	MNE - Montenegro			1	1										1	1	2	=19
25	NGR - Nigeria			1	1										1	1	2	=19
25	ROU - Romania							1	1						1	1	2	=19
25	USA - United States of America			1	1										1	1	2	=19
<b>Total:</b>		<b>15</b>	<b>15</b>	<b>30</b>	<b>60</b>	<b>14</b>	<b>13</b>	<b>27</b>	<b>54</b>	<b>2</b>	<b>2</b>	<b>4</b>	<b>8</b>	<b>31</b>	<b>30</b>	<b>61</b>	<b>122</b>	

**Note:**  
Rank by total is calculated by the total number of gold, silver and bronze medals. Does not include medals won by NPA.

**Legend:**  
= Equal sign indicates that two or more NPCs share the same rank by total      **B** Bronze      **G** Gold      **S** Silver  
**Tot.** Total



## Competition Officials

Officiels de Compétition

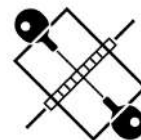
As of FRI 23 AUG 2024

**REVISED**  
25 AUG 15:00

Function	Name	Organisation
<b>Jury:</b>		
ITTF Jury Chair	THURY Werner	AUT - Austria
Jury Deputy Chair	WU Sheng Kuang	TPE - Chinese Taipei
Africa	KAJEE Hajera	RSA - Republic of South Africa
Americas	CALLE Paul	ECU - Ecuador
Asia	CHANG Cheong Ki	HKG - Hong Kong
Europe	JOSEPSONE Ina	LAT - Latvia
Oceania	SANDLEY Sarah	AUS - Australia
<b>Technical Delegate:</b>		
	CROTTA Constantina	GRE - Greece
<b>Referee:</b>		
<b>Deputy referees:</b>	WEE Tui Yong (Ronald)	SGP - Singapore
	LAPICQUE Francoise	FRA - France
	RAMOS Rachel	PHI - Philippines
	SOMARAPU Deepak	USA - United States
<b>Umpires:</b>		
	ABDULLAH Nur Asmara Diana	MAS - Malaysia
	ABBAS Lamyaa Said	EGY - Egypt
	GALLEGO David	COL - Colombia
	BONG Mijung	KOR - South Korea
	GHACHEM Najeh	TUN - Tunisia
	GERSDORF Anja	GER - Germany
	GULLBERG Jens	DEN - Denmark
	KIVIMAKI Joonas	FIN - Finland
	KLECKER Roman	CZE - Czechia
	LEONG Pei San, Amanda	SGP - Singapore
	MERHEB Imad	LBN - Lebanon
	MIKITA Darek	CAN - Canada
	MIGUEZ Carolina Andrea	ARG - Argentina
	PINKEWICH Marie	AUS - Australia
	PURCELL Thomas	GBR - Great Britain
	REZAIE JAHDKON Simin	IRI - Islamic Republic of Iran
	RUANGVIRIYACHAI Pairuch	THA - Thailand
	VASINOVA Karina	CZE - Czechia
	WHITAKER Jonathan	GBR - Great Britain
	WILLIAMS Jacquelyn	GBR - Great Britain

**REVISED**

Name corrected for Umpire REZAIE JAHDKON Simin.



**Entry List by Event**  
Liste d'inscriptions par épreuve  
As of SAT 24 AUG 2024

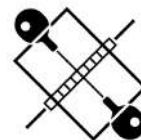
NPC	Name	Date of Birth	Qualification Pathway	World Ranking
<b>CUB - Cuba</b>	FERNANDEZ Yunier	24 OCT 1982	CQ	7
<b>EGY - Egypt</b>	RASLAN Eslam	19 JUL 1993	CQ	9
<b>GBR - Great Britain</b>	DAVIES Robert	14 AUG 1984	QR	6
	MATTHEWS Thomas	19 AUG 1992	QI	4
<b>HUN - Hungary</b>	MAJOR Endre	12 APR 1969	CQ	3
<b>ITA - Italy</b>	BORGATO Andrea	14 DEC 1972	QT	8
	FALCO Federico	22 MAR 1994	QR	5
<b>KOR - Republic of Korea</b>	JOO Young Dae	15 JAN 1973	CQ	1
	KIM Hakjin	29 MAY 1987	QR	2

**Legend:**

**CQ** Continental Qualification  
**QT** Qualification Tournament

**QI** Qualified by Invitation

**QR** World Ranking



**Draw**  
Tableau d'élimination

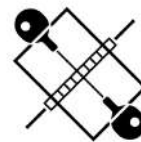
Round of 16	NPC Code	Quarterfinals	NPC Code	Semifinals	NPC Code	Finals	NPC Code
JOO Young Dae	KOR	JOO Young Dae	KOR	FALCO Federico	ITA	FERNANDEZ Yunier	CUB
BYE				3-2 (11:8, 11:6, 9:11, 7:11, 11:7)		3-2 (15:13, 11:6, 4:11, 10:12, 11:2)	
BYE		FALCO Federico	ITA	FERNANDEZ Yunier	CUB	3-0 (11:5, 11:5, 11:5)	
FALCO Federico	ITA			FERNANDEZ Yunier	CUB	3-1 (11:5, 10:12, 11:4, 11:9)	
FERNANDEZ Yunier	CUB	FERNANDEZ Yunier	CUB	MATTHEWS T	GBR		
RASLAN Eslam	EGY						
BYE							
MATTHEWS Thomas	GBR						
MAJOR Endre	HUN	MAJOR Endre	HUN	MAJOR Endre	HUN		
BYE				3-1 (4:11, 11:6, 11:7, 12:10)			
BYE		BORGATO Andrea	ITA				
BORGATO Andrea	ITA						
DAVIES Robert	GBR	DAVIES Robert	GBR	DAVIES Robert	GBR		
BYE				3-2 (11:9, 11:5, 8:11, 3:11, 11:8)			
BYE		KIM Hakjin	KOR				
KIM Hakjin	KOR						

Final Ranking		
Rank	Name	NPC Code
1	FERNANDEZ Yunier	CUB
2	DAVIES Robert	GBR
3	FALCO Federico	ITA
3	MAJOR Endre	HUN
5	BORGATO Andrea	ITA
5	JOO Young Dae	KOR
5	KIM Hakjin	KOR
5	MATTHEWS Thomas	GBR
9	RASLAN Eslam	EGY

<b>GOLD</b>	
FERNANDEZ Yunier	CUB
3-0 (14:12, 11:7, 11:4)	
<b>SILVER</b>	
DAVIES Robert	GBR
<b>BRONZE</b>	
FALCO Federico	ITA
MAJOR Endre	HUN



## Match Results

Résultats du match

FERNANDEZ Yunier (CUB) 3 - 0 RASLAN Eslam (EGY)

Game Summary		Match	Game 1	Game 2	Game 3	Game 4	Game 5
FERNANDEZ Yunier	CUB	3	11	11	11		
RASLAN Eslam	EGY	0	5	5	5		
Duration:		19min	5min	4min	6min		

Match No.: 1 Table: 6

Umpires: LEONG Amanda Pei San (SGP) MERHEB Imad (LBN)

Player Statistics	FERNANDEZ Yunier (CUB)					Match	RASLAN Eslam (EGY)					Match
	Game						Game					
	1	2	3	4	5		1	2	3	4	5	
Points won	11	11	11			33	5	5	5			15
Biggest lead	6	6	6			6	2	-	1			2
Points won on own serve	6	7	7			20	3	4	4			11
Points lost on own serve	2	1	1			4	5	4	4			13
Most consecutive points won	8	4	6			8	4	2	2			4
Greatest deficit overcome	2	-	1			2	-	-	-			-

Game/Match Statistics	Game					Match
	1	2	3	4	5	
Longest rally (strokes)	3	4	3			4
Average rally	2	2	2			2

### Game Progress

1 FERNANDEZ Yunier (CUB)	0	1	*1	2	3	3	*3	3	3	4	*5	6	7	8	*9	10	11
RASLAN Eslam (EGY)	*0	0	1	1	*1	2	3	4	*5	5	5	5	*5	5	5	5	5
2 FERNANDEZ Yunier (CUB)	*0	1	2	2	*3	4	5	5	*5	6	6	7	*8	9	10	10	11
RASLAN Eslam (EGY)	0	0	*0	1	1	1	*1	2	3	3	*4	4	4	4	*4	5	5
3 FERNANDEZ Yunier (CUB)	0	0	*1	2	3	3	*4	4	5	5	*5	6	7	8	*9	10	11
RASLAN Eslam (EGY)	*0	1	1	1	*1	2	2	3	*3	4	5	5	*5	5	5	5	5

#### Note:

The "Greatest deficit overcome" only applies when the player ends up winning the game.

#### Legend:

\* Server

No. Number



**Match Results**  
Résultats du match

JOO Young Dae (KOR) **2 - 3** FALCO Federico (ITA)

Game Summary		Match	Game 1	Game 2	Game 3	Game 4	Game 5
JOO Young Dae	KOR	2	8	6	11	11	7
FALCO Federico	ITA	3	11	11	9	7	11
Duration:		50min	7min	7min	12min	6min	11min

Match No.: 2 Table: 6

Umpires: MERHEB Imad (LBN) LEONG Amanda Pei San (SGP)

Player Statistics	JOO Young Dae (KOR)						FALCO Federico (ITA)					
	Game					Match	Game					Match
	1	2	3	4	5		1	2	3	4	5	
Points won	8	6	11	11	7	43	11	11	9	7	11	49
Biggest lead	2	-	4	7	2	7	5	5	-	-	4	5
Points won on own serve	3	3	8	7	4	25	5	5	7	4	7	28
Points lost on own serve	6	6	2	3	4	21	5	3	3	4	3	18
Most consecutive points won	3	2	4	5	3	5	5	5	3	4	4	5
Greatest deficit overcome	-	-	-	-	-	-	2	-	-	-	2	2

Game/Match Statistics	Game					Match
	1	2	3	4	5	
Longest rally (strokes)	4	3	5	7	5	7
Average rally	2	2	2	2	2	2

**Game Progress**

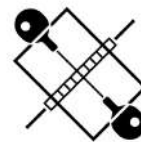
1 JOO Young Dae (KOR)	0	1	*2	2	2	3	*3	3	3	3	*3	4	5	5	*5	5	6	7	*8	8	
FALCO Federico (ITA)	*0	0	0	1	*2	2	3	4	*5	6	7	7	*7	8	9	10	*10	10	10	11	
2 JOO Young Dae (KOR)	*0	0	1	1	*1	1	1	1	*2	3	3	4	*4	5	5	6	*6	6			
FALCO Federico (ITA)	0	1	*1	2	3	4	*5	6	6	6	*7	7	8	8	*9	9	10	11			
3 JOO Young Dae (KOR)	0	1	*1	2	2	3	*4	5	6	6	*6	6	7	7	*7	8	9	9	*9	10	11
FALCO Federico (ITA)	*0	0	1	1	*2	2	2	2	*2	3	4	5	*5	6	7	7	*7	8	9	9	9
4 JOO Young Dae (KOR)	*0	1	2	3	*4	5	5	6	*6	7	8	8	*9	10	10	10	*10	10	11		
FALCO Federico (ITA)	0	0	*0	0	0	0	*1	1	2	2	*2	3	3	3	*4	5	6	7	7		
5 JOO Young Dae (KOR)	0	0	*1	2	3	3	*3	3	4	4	*5	6	6	6	*7	7	7	7	7		
FALCO Federico (ITA)	*0	1	1	1	*1	2	3	4	*4	5	5	5	*6	7	7	8	*9	10	11		

**Note:**

The "Greatest deficit overcome" only applies when the player ends up winning the game.

**Legend:**

\* Server **No.** Number



**Match Results**  
Résultats du match

**FERNANDEZ Yunier (CUB) 3 - 1 MATTHEWS Thomas (GBR)**

Game Summary		Match	Game 1	Game 2	Game 3	Game 4	Game 5
FERNANDEZ Yunier	CUB	3	11	10	11	11	
MATTHEWS Thomas	GBR	1	5	12	4	9	
Duration:		35min	6min	9min	6min	11min	

Match No.: 3 Table: 2

Umpires: GHACHEM Najeh (TUN) SIMON Jacky (FRA)

Player Statistics	FERNANDEZ Yunier (CUB)					Match	MATTHEWS Thomas (GBR)					Match
	Game						Game					
	1	2	3	4	5		1	2	3	4	5	
Points won	11	10	11	11		43	5	12	4	9		30
Biggest lead	6	3	8	4		8	1	2	-	2		2
Points won on own serve	6	7	4	5		22	3	8	1	4		16
Points lost on own serve	2	4	3	5		14	5	3	7	6		21
Most consecutive points won	6	3	6	4		6	3	5	2	2		5
Greatest deficit overcome	1	-	-	2		2	-	3	-	-		3

Game/Match Statistics	Game					Match
	1	2	3	4	5	
Longest rally (strokes)	5	6	6	8		8
Average rally	3	3	3	3		3

**Game Progress**

1	FERNANDEZ Yunier (CUB)	0	0	*1	2	2	3	*4	5	5	5	*5	6	7	8	*9	10	11						
	MATTHEWS Thomas (GBR)	*0	1	1	1	*2	2	2	2	*3	4	5	5	*5	5	5	5	5						
2	FERNANDEZ Yunier (CUB)	*0	1	2	3	*3	3	3	3	*3	4	5	5	*6	7	8	8	*8	8	9	10	*10	10	10
	MATTHEWS Thomas (GBR)	0	0	*0	0	1	2	*3	4	5	5	*5	6	6	6	*6	7	8	9	*9	9	10	*11	12
3	FERNANDEZ Yunier (CUB)	0	1	*2	3	3	4	*5	6	7	8	*9	9	9	10	*10	11							
	MATTHEWS Thomas (GBR)	*0	0	0	0	*1	1	1	1	*1	1	1	2	*3	3	4	4							
4	FERNANDEZ Yunier (CUB)	*0	0	1	1	*1	2	3	4	*5	5	6	7	*8	8	8	9	*9	10	10	10	10	11	
	MATTHEWS Thomas (GBR)	0	1	*1	2	3	3	*3	3	3	4	*4	4	4	5	*6	6	7	7	*8	9	9	9	

**Note:**  
The "Greatest deficit overcome" only applies when the player ends up winning the game.

**Legend:**  
\* Server  
No. Number



**Match Results**  
Résultats du match

**MAJOR Endre (HUN) 3 - 1 BORGATO Andrea (ITA)**

Game Summary		Match	Game 1	Game 2	Game 3	Game 4	Game 5
MAJOR Endre	HUN	3	4	11	11	12	
BORGATO Andrea	ITA	1	11	6	7	10	
Duration:		33min	5min	6min	6min	11min	

Match No.: 4 Table: 2

Umpires: GERSDORF Anja (GER) LEONG Amanda Pei San (SGP)

Player Statistics	MAJOR Endre (HUN)					Match	BORGATO Andrea (ITA)					Match
	Game						Game					
	1	2	3	4	5		1	2	3	4	5	
Points won	4	11	11	12		38	11	6	7	10		34
Biggest lead	1	5	4	6		6	7	1	2	-		7
Points won on own serve	4	6	6	6		22	7	4	3	5		19
Points lost on own serve	4	2	4	5		15	0	5	5	6		16
Most consecutive points won	1	4	6	4		6	4	4	5	4		5
Greatest deficit overcome	-	1	2	-		2	1	-	-	-		1

Game/Match Statistics	Game					Match
	1	2	3	4	5	
Longest rally (strokes)	4	6	10	9		10
Average rally	3	3	3	4		3

**Game Progress**

1 MAJOR Endre (HUN)	*0	1	1	1	*1	1	2	2	*2	2	3	3	*3	3	4	4							
BORGATO Andrea (ITA)	0	0	*1	2	3	4	*4	5	6	7	*7	8	9	10	*10	11							
2 MAJOR Endre (HUN)	0	0	*1	2	3	3	*4	5	6	7	*7	7	7	*8	9	10	11						
BORGATO Andrea (ITA)	*0	1	1	1	*1	2	2	*2	2	3	4	*5	6	6	6	*6	6						
3 MAJOR Endre (HUN)	*0	0	1	2	*3	4	4	4	*4	4	4	5	*5	6	7	8	*9	10	11				
BORGATO Andrea (ITA)	0	1	*1	1	1	1	*2	3	4	5	*6	6	7	7	*7	7	7	7	7				
4 MAJOR Endre (HUN)	0	1	*2	3	4	4	*5	6	7	7	*7	7	7	8	*8	8	9	10	*10	10	10	*11	12
BORGATO Andrea (ITA)	*0	0	0	0	*0	1	1	1	*1	2	3	4	*5	5	6	7	*7	7	8	9	*10	10	10

**Note:**  
The "Greatest deficit overcome" only applies when the player ends up winning the game.

**Legend:**  
\* Server  
No. Number





### Match Results

Résultats du match

**DAVIES Robert (GBR) 3 - 2 KIM Hakjin (KOR)**

Game Summary		Match	Game 1	Game 2	Game 3	Game 4	Game 5
<b>DAVIES Robert</b>	<b>GBR</b>	<b>3</b>	11	11	8	3	11
<b>KIM Hakjin</b>	<b>KOR</b>	<b>2</b>	9	5	11	11	8
Duration:		<b>44min</b>	7min	5min	8min	5min	13min

Match No.: 5 Table: 2

Umpires: LEMAN Jean Yves (FRA) de HAUTECLOCQUE Donatien (FRA)

Player Statistics	DAVIES Robert (GBR)						KIM Hakjin (KOR)					
	Game					Match	Game					Match
	1	2	3	4	5		1	2	3	4	5	
Points won	11	11	8	3	11	<b>44</b>	9	5	11	11	8	<b>44</b>
Biggest lead	2	6	1	-	3	<b>6</b>	3	5	3	8	5	<b>8</b>
Points won on own serve	6	6	5	2	6	<b>25</b>	5	3	6	7	4	<b>25</b>
Points lost on own serve	4	2	5	4	4	<b>19</b>	5	5	3	1	5	<b>19</b>
Most consecutive points won	5	11	2	1	5	<b>11</b>	2	5	3	6	5	<b>6</b>
Greatest deficit overcome	3	5	-	-	5	<b>5</b>	-	-	1	-	-	<b>1</b>

Game/Match Statistics	Game					Match
	1	2	3	4	5	
Longest rally (strokes)	7	6	5	5	15	<b>15</b>
Average rally	3	4	3	3	4	<b>3</b>

#### Game Progress

1 <b>DAVIES Robert (GBR)</b>	*0	0	1	2	*2	2	3	3	*3	4	4	4	*5	6	6	6	*7	8	9	10	<b>11</b>
KIM Hakjin (KOR)	0	1	*1	1	2	3	*3	4	5	5	*6	7	7	7	*8	9	9	9	*9	9	<b>9</b>
2 <b>DAVIES Robert (GBR)</b>	0	0	*0	0	0	0	*1	2	3	4	*5	6	7	8	*9	10	<b>11</b>				
KIM Hakjin (KOR)	*0	1	2	3	*4	5	5	5	*5	5	5	5	*5	5	5	5	<b>5</b>				
3 <b>DAVIES Robert (GBR)</b>	*0	1	1	2	*2	2	3	3	*3	4	4	5	*6	6	7	7	*7	7	8	<b>8</b>	
KIM Hakjin (KOR)	0	0	*1	1	2	3	*3	4	5	5	*6	6	6	7	*7	8	9	10	*10	<b>11</b>	
4 <b>DAVIES Robert (GBR)</b>	0	0	*0	1	1	2	*2	2	3	3	*3	3	3	3	3						
KIM Hakjin (KOR)	*0	1	2	2	*3	3	4	5	*5	6	7	8	*9	10	<b>11</b>						
5 <b>DAVIES Robert (GBR)</b>	*0	0	0	0	*0	0	1	2	*3	4	5	5	*6	7	8	9	*9	9	10	<b>11</b>	
KIM Hakjin (KOR)	0	1	*2	3	4	5	*5	5	5	5	*5	6	6	6	*6	6	7	8	*8	<b>8</b>	

**Note:**  
The "Greatest deficit overcome" only applies when the player ends up winning the game.

**Legend:**  
\* Server  
**No.** Number



**Match Results**  
Résultats du match

FALCO Federico (ITA)      **2 - 3**      FERNANDEZ Yunier (CUB)

Game Summary		Match	Game 1	Game 2	Game 3	Game 4	Game 5
FALCO Federico	ITA	2	13	6	11	12	2
FERNANDEZ Yunier	CUB	3	15	11	4	10	11
Duration:		1h1min	19min	7min	7min	16min	6min

Match No.: 6 Table: 2

Umpires: GULLBERG-HANSEN Jens (DEN) LEMAN Jean Yves (FRA)

Player Statistics	FALCO Federico (ITA)						FERNANDEZ Yunier (CUB)					
	Game					Match	Game					Match
	1	2	3	4	5		1	2	3	4	5	
Points won	13	6	11	12	2	44	15	11	4	10	11	51
Biggest lead	1	-	7	2	-	7	2	6	-	4	9	9
Points won on own serve	9	1	5	6	2	23	10	3	2	5	7	27
Points lost on own serve	5	8	2	5	4	24	4	5	6	6	0	21
Most consecutive points won	2	2	4	5	1	5	2	3	2	5	7	7
Greatest deficit overcome	-	-	-	4	-	4	1	-	-	-	-	1

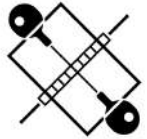
Game/Match Statistics	Game					Match
	1	2	3	4	5	
Longest rally (strokes)	5	6	8	7	4	8
Average rally	3	3	3	3	2	3

**Game Progress**

1	FALCO Federico (ITA)	0	0	*0	1	2	2	*2	3	4	4	*4	5	6	6	*6	7	7	8	*9	9	10	*11	11	*12	12	*12		
	FERNANDEZ Yunier (CUB)	*0	1	2	2	*2	3	4	4	*4	5	6	6	*6	7	8	8	*9	9	9	10	*10	10	*11	11	*12	12	13	
		13	*13	13																									
		*13	14	15																									
2	FALCO Federico (ITA)	*0	0	0	1	*1	2	2	2	*3	3	3	3	*4	4	4	5	*6	6										
	FERNANDEZ Yunier (CUB)	0	1	*2	2	3	3	*4	5	5	6	*7	8	8	9	*10	10	10	11										
3	FALCO Federico (ITA)	0	1	*2	3	3	3	*4	5	5	6	*7	8	9	9	*10	11												
	FERNANDEZ Yunier (CUB)	*0	0	0	0	*1	2	2	2	*3	3	3	3	*3	4	4	4												
4	FALCO Federico (ITA)	*0	0	1	2	*2	2	2	2	*2	3	4	4	*5	6	7	8	*9	9	9	9	*10	11	12					
	FERNANDEZ Yunier (CUB)	0	1	*1	1	2	3	*4	5	6	6	*6	7	7	7	*7	7	7	8	*9	10	10	*10	10					
5	FALCO Federico (ITA)	0	0	*0	0	0	0	*0	0	1	1	*1	1	2	2														
	FERNANDEZ Yunier (CUB)	*0	1	2	3	*4	5	6	7	*7	8	9	10	*10	11														

**Note:**  
The "Greatest deficit overcome" only applies when the player ends up winning the game.

**Legend:**  
\* Server      **No.** Number



**Match Results**  
Résultats du match

MAJOR Endre (HUN) **1 - 3** DAVIES Robert (GBR)

Game Summary		Match	Game 1	Game 2	Game 3	Game 4	Game 5
MAJOR Endre	HUN	<b>1</b>	6	6	11	14	
DAVIES Robert	GBR	<b>3</b>	11	11	9	16	
Duration:		<b>35min</b>	4min	5min	7min	13min	

Match No.: 7 Table: 6

Umpires: RUANGVIRIYACHAI Pairuch (THA) MIGUEZ Carolina (ARG)

Player Statistics	MAJOR Endre (HUN)					Match	DAVIES Robert (GBR)					Match
	Game						Game					
	1	2	3	4	5		1	2	3	4	5	
Points won	6	6	11	14		<b>37</b>	11	11	9	16		<b>47</b>
Biggest lead	-	-	3	1		<b>3</b>	6	7	1	5		<b>7</b>
Points won on own serve	4	3	6	7		<b>20</b>	7	5	5	8		<b>25</b>
Points lost on own serve	4	6	4	8		<b>22</b>	2	3	5	7		<b>17</b>
Most consecutive points won	4	3	3	5		<b>5</b>	6	4	4	5		<b>6</b>
Greatest deficit overcome	-	-	1	-		<b>1</b>	-	-	-	1		<b>1</b>

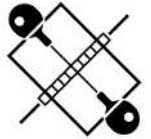
Game/Match Statistics	Game					Match
	1	2	3	4	5	
Longest rally (strokes)	3	3	3	9		<b>9</b>
Average rally	2	2	2	3		<b>2</b>

**Game Progress**

1 MAJOR Endre (HUN)	0	0	*0	0	0	0	*0	1	1	2	*3	4	5	5	*5	6	6	<b>6</b>
DAVIES Robert (GBR)	*0	1	2	3	*4	5	6	6	*7	7	7	7	*7	8	9	9	*10	<b>11</b>
2 MAJOR Endre (HUN)	*0	0	0	0	*0	1	1	2	*2	2	3	3	*3	3	4	5	*6	<b>6</b>
DAVIES Robert (GBR)	0	1	*2	3	4	4	*5	5	6	7	*7	8	9	10	*10	10	10	<b>11</b>
3 MAJOR Endre (HUN)	0	0	*1	2	3	3	*4	5	5	5	*6	6	7	8	*8	8	8	<b>9</b>
DAVIES Robert (GBR)	*0	1	1	1	*1	2	2	2	*3	4	4	5	*5	5	6	7	*8	<b>9</b>
4 MAJOR Endre (HUN)	*0	1	1	1	*2	2	2	2	*2	2	3	4	*5	6	7	7	*8	<b>8</b>
DAVIES Robert (GBR)	0	0	*1	2	2	3	*4	5	6	7	*7	7	7	7	*7	8	8	<b>9</b>
	*13	13	*14	14	<b>14</b>													
	13	*14	14	*15	<b>16</b>													

**Note:**  
The "Greatest deficit overcome" only applies when the player ends up winning the game.

**Legend:**  
\* Server **No.** Number



## Match Results

Résultats du match

FERNANDEZ Yunier (CUB) 3 - 0 DAVIES Robert (GBR)

Game Summary		Match	Game 1	Game 2	Game 3	Game 4	Game 5
FERNANDEZ Yunier	CUB	3	14	11	11		
DAVIES Robert	GBR	0	12	7	4		
Duration:		27min	10min	7min	7min		

Match No.: 8 Table: 2

Umpires: LEMAN Jean Yves (FRA) ABDULLAH Diana (MAS)

Player Statistics	FERNANDEZ Yunier (CUB)					Match	DAVIES Robert (GBR)					Match
	Game						Game					
	1	2	3	4	5		1	2	3	4	5	
Points won	14	11	11			36	12	7	4			23
Biggest lead	2	4	7			7	1	-	-			1
Points won on own serve	7	6	5			18	6	3	2			11
Points lost on own serve	6	4	2			12	7	5	6			18
Most consecutive points won	3	4	5			5	3	3	3			3
Greatest deficit overcome	1	-	-			1	-	-	-			-

Game/Match Statistics	Game					Match
	1	2	3	4	5	
Longest rally (strokes)	9	5	3			9
Average rally	3	3	2			3

### Game Progress

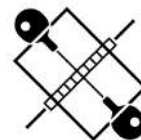
1	FERNANDEZ Yunier (CUB)	0	0	*1	1	2	3	*4	4	4	4	*5	6	6	6	*7	8	9	9	*10	10	10	*10	11	*11	12	*13			
	DAVIES Robert (GBR)	*0	1	1	2	*2	2	2	3	*4	5	5	5	*6	7	7	7	*7	8	8	9	*10	11	*11	12	*12	12			
		<table border="0" style="margin-left: 20px;"> <tr> <td style="border: 1px solid black; padding: 2px;">14</td> </tr> <tr> <td style="border: 1px solid black; padding: 2px;">12</td> </tr> </table>																											14	12
14																														
12																														
2	FERNANDEZ Yunier (CUB)	*0	1	2	2	*2	3	4	5	*6	6	6	6	*7	7	8	9	*10	10	11										
	DAVIES Robert (GBR)	0	0	*0	1	2	2	*2	2	2	3	*4	5	5	6	*6	6	6	7	7										
3	FERNANDEZ Yunier (CUB)	0	1	*2	2	3	4	*5	6	7	7	*7	7	8	9	*10	11													
	DAVIES Robert (GBR)	*0	0	0	1	*1	1	1	1	*1	2	3	4	*4	4	4	4													

### Note:

The "Greatest deficit overcome" only applies when the player ends up winning the game.

### Legend:

\* Server No. Number



### Player Statistics

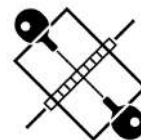
Statistiques du joueur

As of FRI 6 SEP 2024

Name	NPC Code	Matches			Games			Points Won				Points Lost				Average Match Duration
		Played	Won	%Won	Played	Won	%Won	Total	Own Serve	Most Consecutive	Greatest Deficit Overcome	Total	Own Serve	Most Consecutive	Greatest Lead Lost	
BORGATO Andrea	ITA	1	0	0%	4	1	25%	34	19	5	1	38	16	6	2	33min
DAVIES Robert	GBR	3	2	67%	12	6	50%	114	61	11	5	117	54	6	1	35min
FALCO Federico	ITA	2	1	50%	10	5	50%	93	51	5	4	94	42	7	1	56min
FERNANDEZ Yunier	CUB	4	4	100%	15	12	80%	163	87	8	2	112	51	5	4	36min
JOO Young Dae	KOR	1	0	0%	5	2	40%	43	25	5	0	49	21	5	2	50min
KIM Hakjin	KOR	1	0	0%	5	2	40%	44	25	6	1	44	19	11	5	44min
MAJOR Endre	HUN	2	1	50%	8	4	50%	75	42	6	2	81	37	6	1	34min
MATTHEWS Thomas	GBR	1	0	0%	4	1	25%	30	16	5	3	43	21	6	2	35min
RASLAN Eslam	EGY	1	0	0%	3	0	0%	15	11	4	0	33	13	8	2	19min

**Note:**

The "Greatest deficit overcome" only applies when the player ends up winning the game and "Greatest lead lost" only when losing.



## Tournament Statistics

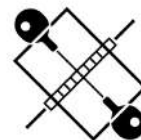
Statistiques du tournoi

As of FRI 6 SEP 2024

Statistics	Round of 16	Quarterfinals	Semifinals	Finals	Total
<b>Matches</b> Total	1	4	2	1	8
Game Margin: 3:0	1 100%			1 100%	2 25%
3:1		2 50%	1 50%		3 38%
3:2		2 50%	1 50%		3 38%
Invalid Results Mark					
Duration: Total	19min	2h42min	1h36min	27min	5h4min
Longest	19min	50min	1h1min	27min	1h1min
Shortest	19min	33min	35min	27min	19min
Average	19min	41min	48min	27min	38min
<b>Games</b> Total	3	18	9	3	33
Point Margin: 11					
10					
9			1 11%		1 3%
8		1 6%			1 3%
7		2 11%	1 11%	1 33%	4 12%
6	3 100%	2 11%			5 15%
5		2 11%	3 33%		5 15%
4		3 17%		1 33%	4 12%
3		3 17%			3 9%
2		5 28%	4 44%	1 33%	10 30%
Invalid Results Mark					
Duration: Total	15min	2h21min	1h24min	24min	4h24min
Longest	6min	13min	19min	10min	19min
Shortest	4min	5min	4min	7min	4min
Average	5min	8min	9min	8min	8min
<b>Points</b> Total	48	325	179	59	611
Per game	16.00	18.06	19.89	19.67	18.52
Most consecutive won	8	11	7	5	11
Greatest deficit overcome	2	5	4	1	5
Longest rally	4	15	9	9	15
Average rally	2	3	3	3	3

**Note:**

The "Greatest deficit overcome" only applies when the player ends up winning the game.



**Entry List by Event**  
Liste d'inscriptions par épreuve  
As of THU 29 AUG 2024

**REVISED**  
29 AUG 17:17

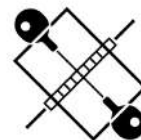
NPC	Name	Date of Birth	Qualification Pathway	World Ranking
CAN - Canada	ISHERWOOD Peter	23 APR 1977	QI	17
CHI - Chile	FLORES Luis	30 OCT 1987	CQ	5
CZE - Czechia	SUCHANEK Jiri	9 MAY 1982	QR	8
EGY - Egypt	ELMAHSY Ahmed	24 JUL 1974	CQ	16
ESP - Spain	SASTRE Iker	19 JUN 1977	QR	12
	TOLEDO Miguel Angel	30 MAR 1968	QR	13
FRA - France	LAMIRAULT Fabien	17 MAR 1980	QR	1
	MICHAUD Julien	1 SEP 1979	QR	15
ITA - Italy	CROSARA Federico	15 SEP 1977	QR	9
KOR - Republic of Korea	CHA Soo Yong	30 AUG 1980	QR	4
	PARK Jin Cheol	12 JUN 1982	CQ	6
POL - Poland	CZUPER Rafal	19 FEB 1988	CQ	2
	JAKIMCZUK Tomasz	17 MAR 1978	QR	14
SVK - Slovakia	LOVAS Peter	14 DEC 1978	QR	3
	LUDROVSKY Martin	1 SEP 1973	QR	7
THA - Thailand	CHUEAWONG Thirayu	22 DEC 1998	QT	11
UKR - Ukraine	YEZYK Oleksandr	8 DEC 1972	QR	10

**Legend:**

<b>CQ</b>	Continental Qualification	<b>QI</b>	Qualified by Invitation	<b>QR</b>	World Ranking
<b>QT</b>	Qualification Tournament				

**REVISED**

World ranking has been corrected.



**Draw**  
Tableau d'élimination

Round of 32	NPC Code	Round of 16	NPC Code	Quarterfinals	NPC Code	Semifinals	NPC Code	Finals	NPC Code
LAMIRAULT Fabien	FRA	LAMIRAULT Fabien	FRA	LAMIRAULT Fabien	FRA	LAMIRAULT Fabien	FRA	SUCHANEK Jiri	CZE
BYE				3-1 (10:12, 11:6, 11:4, 11:9)		3-0 (11:9, 11:9, 13:11)		3-1 (11:9, 6:11, 11:9, 12:10)	
BYE		TOLEDO MA	ESP						
TOLEDO Miguel Angel	ESP								
YEZYK Oleksandr	UKR	YEZYK Oleksandr	UKR	PARK Jin Cheol	KOR				
BYE				3-2 (11:9, 9:11, 11:4, 9:11, 11:4)					
BYE		PARK Jin Cheol	KOR						
PARK Jin Cheol	KOR								
SUCHANEK Jiri	CZE	SUCHANEK Jiri	CZE	SUCHANEK Jiri	CZE	SUCHANEK Jiri	CZE		
BYE				3-0 (11:5, 13:11, 11:6)		3-0 (12:10, 12:10, 11:2)			
ISHERWOOD Peter	CAN	JAKIMCZUK Tomasz	POL						
JAKIMCZUK Tomasz	POL	3-1 (11:5, 8:11, 11:7, 11:3)							
ELMAHSY Ahmed	EGY	ELMAHSY Ahmed	EGY	LOVAS Peter	SVK				
BYE				3-2 (11:7, 10:12, 12:10, 10:12, 11:8)					
BYE		LOVAS Peter	SVK						
LOVAS Peter	SVK								
CHA Soo Yong	KOR	CHA Soo Yong	KOR	CHA Soo Yong	KOR	CHA Soo Yong	KOR		
BYE				3-0 (11:8, 11:5, 11:8)		3-0 (11:9, 11:8, 13:11)			
BYE		CHUEAWONG T	THA						
CHUEAWONG Thirayu	THA								
SASTRE Iker	ESP	SASTRE Iker	ESP	FLORES Luis	CHI				
BYE				3-1 (12:10, 11:4, 4:11, 11:9)					
BYE		FLORES Luis	CHI						
FLORES Luis	CHI								
LUDROVSKY Martin	SVK	LUDROVSKY Martin	SVK	CROSARA Federico	ITA				
BYE				3-1 (11:9, 6:11, 11:6, 11:7)					
BYE		CROSARA Federico	ITA						
CROSARA Federico	ITA								
MICHAUD Julien	FRA	MICHAUD Julien	FRA	CZUPER Rafal	POL				
BYE				3-1 (11:6, 12:14, 11:3, 11:4)					
BYE		CZUPER Rafal	POL						
CZUPER Rafal	POL								

Rank	Name	NPC Code
1	CZUPER Rafal	POL
2	SUCHANEK Jiri	CZE
3	CHA Soo Yong	KOR
3	LAMIRAULT Fabien	FRA
5	CROSARA Federico	ITA
5	FLORES Luis	CHI
5	LOVAS Peter	SVK
5	PARK Jin Cheol	KOR
9	CHUEAWONG Thirayu	THA
9	ELMAHSY Ahmed	EGY
9	JAKIMCZUK Tomasz	POL
9	LUDROVSKY Martin	SVK
9	MICHAUD Julien	FRA
9	SASTRE Iker	ESP
9	TOLEDO Miguel Angel	ESP
9	YEZYK Oleksandr	UKR

Medal	Name	NPC Code
<b>GOLD</b>	SUCHANEK Jiri	CZE
<b>SILVER</b>	CZUPER Rafal	POL
<b>BRONZE</b>	CHA Soo Yong	KOR
	LAMIRAULT Fabien	FRA





**Match Results**  
Résultats du match

**ISHERWOOD Peter (CAN) 1 - 3 JAKIMCZUK Tomasz (POL)**

Game Summary		Match	Game 1	Game 2	Game 3	Game 4	Game 5
ISHERWOOD Peter	CAN	1	5	11	7	3	
JAKIMCZUK Tomasz	POL	3	11	8	11	11	
Duration:		21min	5min	5min	5min	5min	

Match No.: 1 Table: 6

Umpires: SIMON Jacky (FRA) KLECKER Roman (CZE)

Player Statistics	ISHERWOOD Peter (CAN)					Match	JAKIMCZUK Tomasz (POL)					Match
	Game						Game					
	1	2	3	4	5		1	2	3	4	5	
Points won	5	11	7	3		26	11	8	11	11		41
Biggest lead	2	4	1	1		4	6	1	4	8		8
Points won on own serve	2	7	5	1		15	5	6	6	6		23
Points lost on own serve	6	2	5	5		18	3	4	2	2		11
Most consecutive points won	2	5	3	1		5	4	3	5	5		5
Greatest deficit overcome	-	1	-	-		1	2	-	1	1		2

Game/Match Statistics	Game					Match
	1	2	3	4	5	
Longest rally (strokes)	5	6	5	5		6
Average rally	3	3	3	3		3

**Game Progress**

1	ISHERWOOD Peter (CAN)	*0	1	2	2	*3	3	3	4	*4	4	4	4	*5	5	5	5	5	5		
	JAKIMCZUK Tomasz (POL)	0	0	*0	1	1	2	*3	3	4	5	*6	7	7	8	*9	10	11			
2	ISHERWOOD Peter (CAN)	0	0	*1	2	3	3	*3	3	4	4	*5	5	6	7	*8	9	10	10	*10	11
	JAKIMCZUK Tomasz (POL)	*0	1	1	1	*1	2	3	4	*4	5	5	6	*6	6	6	6	*6	7	8	8
3	ISHERWOOD Peter (CAN)	*0	0	0	0	*1	2	3	3	*3	4	5	5	*6	7	7	7	*7	7	7	
	JAKIMCZUK Tomasz (POL)	0	1	*2	3	3	3	*3	4	5	5	*5	6	6	6	*7	8	9	10	11	
4	ISHERWOOD Peter (CAN)	0	1	*1	2	2	2	*2	2	2	3	*3	3	3	3	3	3	3	3		
	JAKIMCZUK Tomasz (POL)	*0	0	1	1	*2	3	4	5	*6	6	7	8	*9	10	11					

**Note:**  
The "Greatest deficit overcome" only applies when the player ends up winning the game.

**Legend:**  
\* Server  
No. Number



**Match Results**  
Résultats du match

**LAMIRAULT Fabien (FRA) 3 - 1 TOLEDO Miguel Angel (ESP)**

Game Summary		Match	Game 1	Game 2	Game 3	Game 4	Game 5
LAMIRAULT Fabien	FRA	3	10	11	11	11	
TOLEDO Miguel Angel	ESP	1	12	6	4	9	
Duration:		37min	7min	6min	7min	11min	

Match No.: 2 Table: 2

Umpires: KIVIMAKI Joonas (FIN) BONG Mijung (KOR)

Player Statistics	LAMIRAULT Fabien (FRA)					Match	TOLEDO Miguel Angel (ESP)					Match	
	Game						Match	Game					
	1	2	3	4	5			1	2	3	4		5
Points won	10	11	11	11		43	12	6	4	9		31	
Biggest lead	1	5	7	2		7	2	-	-	1		2	
Points won on own serve	5	6	6	6		23	6	4	2	5		17	
Points lost on own serve	6	2	2	4		14	5	5	5	5		20	
Most consecutive points won	2	5	5	2		5	3	2	3	2		3	
Greatest deficit overcome	-	-	-	1		1	1	-	-	-		1	

Game/Match Statistics	Game				Match
	1	2	3	4	
Longest rally (strokes)	9	5	11	8	11
Average rally	3	3	5	3	3

**Game Progress**

1	LAMIRAULT Fabien (FRA)	*0	0	1	2	*2	2	2	3	*4	4	5	5	*5	6	7	7	*8	8	9	10	*10	10	10
	TOLEDO Miguel Angel (ESP)	0	1	*1	1	2	3	*4	4	4	5	*5	6	7	7	*7	8	8	9	*9	9	10	*11	12
2	LAMIRAULT Fabien (FRA)	0	1	*1	2	3	3	*3	4	4	5	*5	6	7	8	*9	10	10	11					
	TOLEDO Miguel Angel (ESP)	*0	0	1	1	*1	2	3	3	*4	4	5	5	*5	5	5	5	*6	6					
3	LAMIRAULT Fabien (FRA)	*0	1	2	3	*4	5	5	5	*5	6	6	7	*8	9	10	11							
	TOLEDO Miguel Angel (ESP)	0	0	*0	0	0	0	*1	2	3	3	*4	4	4	4	*4	4							
4	LAMIRAULT Fabien (FRA)	0	0	*1	2	2	2	*3	3	4	4	*5	5	6	7	*7	7	8	9	*9	10	11		
	TOLEDO Miguel Angel (ESP)	*0	1	1	1	*2	3	3	4	*4	5	5	6	*6	6	7	8	*8	8	9	9	9		

**Note:**  
The "Greatest deficit overcome" only applies when the player ends up winning the game.

**Legend:**  
\* Server  
No. Number



**Match Results**  
Résultats du match

YEZYK Oleksandr (UKR) **2 - 3** PARK Jin Cheol (KOR)

Game Summary		Match	Game 1	Game 2	Game 3	Game 4	Game 5
YEZYK Oleksandr	UKR	2	9	11	4	11	4
PARK Jin Cheol	KOR	3	11	9	11	9	11
Duration:		39min	5min	6min	4min	9min	8min

Match No.: 3 Table: 6

Umpires: MIKITA Darek (CAN) LABRUE Jacques (FRA)

Player Statistics	YEZYK Oleksandr (UKR)						PARK Jin Cheol (KOR)					
	Game					Match	Game					Match
	1	2	3	4	5		1	2	3	4	5	
Points won	9	11	4	11	4	39	11	9	11	9	11	51
Biggest lead	3	3	-	3	-	3	2	1	7	4	7	7
Points won on own serve	5	7	3	6	3	24	6	6	7	5	7	31
Points lost on own serve	5	3	4	4	4	20	4	4	1	5	1	15
Most consecutive points won	3	2	3	7	2	7	4	2	7	4	4	7
Greatest deficit overcome	-	1	-	4	-	4	3	-	-	-	-	3

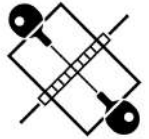
Game/Match Statistics	Game					Match
	1	2	3	4	5	
Longest rally (strokes)	7	8	7	8	5	15
Average rally	4	3	3	3	3	3

**Game Progress**

1	YEZYK Oleksandr (UKR)	0	1	*2	3	3	3	*3	4	5	6	*6	6	6	6	*7	8	8	8	*8	9	9
	PARK Jin Cheol (KOR)	*0	0	0	0	*1	2	3	3	*3	3	4	5	*6	7	7	7	*8	9	10	10	11
2	YEZYK Oleksandr (UKR)	*0	0	1	2	*2	3	4	4	*4	5	6	6	*7	8	8	9	*9	10	10	10	11
	PARK Jin Cheol (KOR)	0	1	*1	1	2	2	*2	3	4	4	*4	5	5	5	*6	6	7	7	*8	9	9
3	YEZYK Oleksandr (UKR)	0	0	*0	1	1	1	*2	3	4	4	*4	4	4	4	*4	4					
	PARK Jin Cheol (KOR)	*0	1	2	2	*3	4	4	4	*4	5	6	7	*8	9	10	11					
4	YEZYK Oleksandr (UKR)	*0	0	1	1	*1	1	1	2	*2	3	4	5	*6	7	8	9	*9	9	10	10	11
	PARK Jin Cheol (KOR)	0	1	*1	2	3	4	*5	5	6	6	*6	6	6	6	*6	6	7	8	*8	9	9
5	YEZYK Oleksandr (UKR)	0	0	*0	0	0	1	*1	2	3	3	*3	4	4	4	*4	4					
	PARK Jin Cheol (KOR)	*0	1	2	3	*4	4	5	5	*5	6	7	7	*8	9	10	11					

**Note:**  
The "Greatest deficit overcome" only applies when the player ends up winning the game.

**Legend:**  
\* Server **No.** Number



**Match Results**  
Résultats du match

**SUCHANEK Jiri (CZE) 3 - 0 JAKIMCZUK Tomasz (POL)**

Game Summary		Match	Game 1	Game 2	Game 3	Game 4	Game 5
SUCHANEK Jiri	CZE	3	11	13	11		
JAKIMCZUK Tomasz	POL	0	5	11	6		
Duration:		25min	7min	9min	8min		

Match No.: 4 Table: 4  
Umpires: ROUSSET Isabelle (FRA) FOUCHARD Frederic (FRA)

Player Statistics	SUCHANEK Jiri (CZE)					Match	JAKIMCZUK Tomasz (POL)					Match	
	Game						Match	Game					
	1	2	3	4	5			1	2	3	4		5
Points won	11	13	11			35	5	11	6			22	
Biggest lead	6	2	5			6	1	3	-			3	
Points won on own serve	6	7	6			19	3	6	3			12	
Points lost on own serve	2	5	3			10	5	6	5			16	
Most consecutive points won	6	4	4			6	1	4	3			4	
Greatest deficit overcome	1	3	-			3	-	-	-			-	

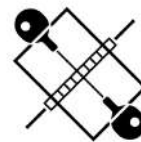
Game/Match Statistics	Game					Match
	1	2	3	4	5	
Longest rally (strokes)	12	15	9			15
Average rally	4	5	4			5

**Game Progress**

1	SUCHANEK Jiri (CZE)	*0	0	1	2	*2	3	3	4	*4	5	6	7	*8	9	10	10	11								
	JAKIMCZUK Tomasz (POL)	0	1	*1	1	2	2	*3	3	4	4	*4	4	4	4	*4	5	5								
2	SUCHANEK Jiri (CZE)	0	0	*1	2	2	2	*2	2	3	4	*5	6	6	6	*7	7	7	7	*8	9	10	*10	11	*12	13
	JAKIMCZUK Tomasz (POL)	*0	1	1	1	*2	3	4	5	*5	5	5	5	*6	7	7	8	*9	10	10	10	*10	11	*11	11	11
3	SUCHANEK Jiri (CZE)	*0	1	2	3	*4	4	4	4	*5	5	6	7	*7	8	9	9	*10	11							
	JAKIMCZUK Tomasz (POL)	0	0	*0	0	0	1	*2	3	3	4	*4	4	5	5	*5	6	6	6							

**Note:**  
The "Greatest deficit overcome" only applies when the player ends up winning the game.

**Legend:**  
\* Server No. Number



**Match Results**  
Résultats du match

ELMAHSY Ahmed (EGY) **2 - 3** LOVAS Peter (SVK)

Game Summary		Match	Game 1	Game 2	Game 3	Game 4	Game 5
ELMAHSY Ahmed	EGY	2	7	12	10	12	8
LOVAS Peter	SVK	3	11	10	12	10	11
Duration:		45min	6min	7min	8min	12min	9min

Match No.: 5 Table: 4

Umpires: de HAUTECLOCQUE Donatien (FRA) COME Corinne (FRA)

Player Statistics	ELMAHSY Ahmed (EGY)						LOVAS Peter (SVK)					
	Game					Match	Game					Match
	1	2	3	4	5		1	2	3	4	5	
Points won	7	12	10	12	8	49	11	10	12	10	11	54
Biggest lead	2	2	2	2	-	2	4	1	2	4	5	5
Points won on own serve	4	6	7	8	5	30	5	5	8	7	6	31
Points lost on own serve	6	5	4	3	5	23	3	6	3	4	3	19
Most consecutive points won	2	3	3	6	3	6	6	2	4	3	4	6
Greatest deficit overcome	-	1	-	4	-	4	2	-	2	-	-	2

Game/Match Statistics	Game					Match
	1	2	3	4	5	
Longest rally (strokes)	10	9	15	19	18	19
Average rally	4	4	6	6	6	5

**Game Progress**

1	ELMAHSY Ahmed (EGY)	*0	1	2	2	*3	3	4	4	*4	4	4	4	*4	5	5	6	*7	7	7				
	LOVAS Peter (SVK)	0	0	*0	1	1	2	*2	3	4	5	*6	7	8	8	*9	9	9	10	11				
2	ELMAHSY Ahmed (EGY)	0	1	*1	1	2	3	*3	3	4	4	*5	6	6	6	*7	7	8	8	*9	9	10	*11	12
	LOVAS Peter (SVK)	*0	0	1	2	*2	2	3	4	*4	5	5	5	*6	7	7	8	*8	9	9	10	*10	10	10
3	ELMAHSY Ahmed (EGY)	*0	1	1	2	*2	3	3	4	*4	5	5	5	*5	6	7	8	*8	9	10	10	*10	10	10
	LOVAS Peter (SVK)	0	0	*1	1	2	2	*3	3	4	4	*5	6	7	7	*7	7	8	8	*8	9	10	*11	12
4	ELMAHSY Ahmed (EGY)	0	0	*0	1	1	1	*1	2	3	4	*5	6	7	7	*7	7	8	9	*9	9	10	*11	12
	LOVAS Peter (SVK)	*0	1	2	2	*3	4	5	5	*5	5	5	5	*5	6	7	8	*8	8	9	10	*10	10	10
5	ELMAHSY Ahmed (EGY)	*0	0	0	1	*1	1	2	3	*3	3	3	3	*4	5	6	6	*6	7	8	8			
	LOVAS Peter (SVK)	0	1	*2	2	3	4	*4	4	5	6	*7	8	8	8	*8	9	10	10	*10	11			

**Note:**  
The "Greatest deficit overcome" only applies when the player ends up winning the game.

**Legend:**  
\* Server **No.** Number



**Match Results**  
Résultats du match

**CHA Soo Yong (KOR) 3 - 0 CHUEAWONG Thirayu (THA)**

Game Summary		Match	Game 1	Game 2	Game 3	Game 4	Game 5
<b>CHA Soo Yong</b>	KOR	<b>3</b>	11	11	11		
CHUEAWONG Thirayu	THA	<b>0</b>	8	5	8		
Duration:		<b>23min</b>	8min	5min	10min		

Match No.: 6 Table: 6  
Umpires: MIGUEZ Carolina (ARG) GERSDORF Anja (GER)

Player Statistics	CHA Soo Yong (KOR)					Match	CHUEAWONG Thirayu (THA)					Match
	Game						Game					
	1	2	3	4	5		1	2	3	4	5	
Points won	11	11	11			<b>33</b>	8	5	8			<b>21</b>
Biggest lead	3	6	3			<b>6</b>	2	-	1			<b>2</b>
Points won on own serve	5	6	6			<b>17</b>	4	3	5			<b>12</b>
Points lost on own serve	4	2	3			<b>9</b>	6	5	5			<b>16</b>
Most consecutive points won	5	3	3			<b>5</b>	5	1	3			<b>5</b>
Greatest deficit overcome	2	-	1			<b>2</b>	-	-	-			-

Game/Match Statistics	Game					Match
	1	2	3	4	5	
Longest rally (strokes)	12	10	13			<b>13</b>
Average rally	4	4	5			<b>4</b>

**Game Progress**

1 <b>CHA Soo Yong (KOR)</b>	0	1	*2	2	2	3	*3	4	5	6	*6	6	6	6	*6	7	8	9	*10	11
CHUEAWONG Thirayu (THA)	*0	0	0	1	*2	2	3	3	*3	3	4	5	*6	7	8	8	*8	8	8	8
2 <b>CHA Soo Yong (KOR)</b>	*0	1	2	3	*3	4	4	5	*6	6	7	7	*8	9	10	10	11			
CHUEAWONG Thirayu (THA)	0	0	*0	0	1	1	*2	2	2	3	*3	4	4	4	*4	5	5			
3 <b>CHA Soo Yong (KOR)</b>	0	0	*1	2	2	3	*4	5	5	5	*5	6	7	8	*8	8	9	10	*10	11
CHUEAWONG Thirayu (THA)	*0	1	1	1	*2	2	2	2	*3	4	5	5	*5	5	6	7	*7	7	8	8

**Note:**  
The "Greatest deficit overcome" only applies when the player ends up winning the game.

**Legend:**  
\* Server  
No. Number



**Match Results**  
Résultats du match

SASTRE Iker (ESP) **1 - 3** FLORES Luis (CHI)

Game Summary		Match	Game 1	Game 2	Game 3	Game 4	Game 5
SASTRE Iker	ESP	1	10	4	11	9	
FLORES Luis	CHI	3	12	11	4	11	
Duration:		35min	5min	5min	6min	10min	

Match No.: 7 Table: 6

Umpires: ABDELAZIZ Lamia (EGY) PINKEWICH Marie (AUS)

Player Statistics	SASTRE Iker (ESP)					Match	FLORES Luis (CHI)					Match
	Game						Game					
	1	2	3	4	5		1	2	3	4	5	
Points won	10	4	11	9		34	12	11	4	11		38
Biggest lead	6	-	9	2		9	-	7	1	4		7
Points won on own serve	8	2	5	4		19	5	6	1	5		17
Points lost on own serve	0	5	3	6		14	3	2	6	5		16
Most consecutive points won	4	4	10	2		10	2	6	3	4		6
Greatest deficit overcome	-	-	1	-		1	-	-	-	2		2

Game/Match Statistics	Game					Match
	1	2	3	4	5	
Longest rally (strokes)	6	7	10	10		10
Average rally	2	4	4	3		3

**Game Progress**

1	SASTRE Iker (ESP)	*0	1	2	2	*2	3	4	4	*4	5	6	7	*7	8	9	10	*10	10	10	10	*10	10	10
	FLORES Luis (CHI)	0	0	*0	1	2	2	*2	3	4	4	*4	4	5	5	*5	5	6	7	*8	9	10	*11	12
2	SASTRE Iker (ESP)	0	0	*0	0	0	0	*0	1	2	3	*4	4	4	4	*4	4							
	FLORES Luis (CHI)	*0	1	2	3	*4	5	6	6	*6	6	6	7	*8	9	10	11							
3	SASTRE Iker (ESP)	*0	0	1	2	*3	4	5	6	*7	8	9	10	*10	10	10	11							
	FLORES Luis (CHI)	0	1	*1	1	1	1	*1	1	1	1	*1	1	2	3	*4	4							
4	SASTRE Iker (ESP)	0	1	*2	2	2	3	*3	3	4	4	*5	5	5	5	*5	6	7	7	*8	9	9		
	FLORES Luis (CHI)	*0	0	0	1	*2	2	3	4	*4	5	5	6	*7	8	9	9	*9	10	10	10	10	11	

**Note:**  
The "Greatest deficit overcome" only applies when the player ends up winning the game.

**Legend:**  
\* Server **No.** Number



**Match Results**  
Résultats du match

LUDROVSKY Martin (SVK) **1 - 3** CROSARA Federico (ITA)

Game Summary		Match	Game 1	Game 2	Game 3	Game 4	Game 5
LUDROVSKY Martin	SVK	1	9	11	6	7	
CROSARA Federico	ITA	3	11	6	11	11	
Duration:		36min	7min	7min	7min	10min	

Match No.: 8 Table: 4

Umpires: DECLOMESNIL Yohan (FRA) GULLBERG-HANSEN Jens (DEN)

Player Statistics	LUDROVSKY Martin (SVK)					Match	CROSARA Federico (ITA)					Match
	Game						Game					
	1	2	3	4	5		1	2	3	4	5	
Points won	9	11	6	7		33	11	6	11	11		39
Biggest lead	-	5	2	-		5	3	1	5	4		5
Points won on own serve	5	5	4	3		17	6	2	7	4		19
Points lost on own serve	5	4	4	7		20	4	6	2	4		16
Most consecutive points won	3	3	5	3		5	3	2	6	4		6
Greatest deficit overcome	-	1	-	-		1	-	-	2	-		2

Game/Match Statistics	Game					Match
	1	2	3	4	5	
Longest rally (strokes)	11	14	8	9		14
Average rally	4	5	4	4		5

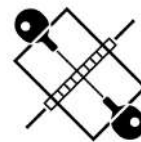
**Game Progress**

1	LUDROVSKY Martin (SVK)	0	0	*0	1	2	2	*3	3	4	4	*4	4	5	6	*7	7	8	8	*9	9	9
	CROSARA Federico (ITA)	*0	1	2	2	*2	3	3	4	*4	5	6	7	*7	7	7	8	*8	9	9	10	11
2	LUDROVSKY Martin (SVK)	*0	0	1	2	*3	3	3	4	*5	5	6	7	*7	8	9	9	*10	11			
	CROSARA Federico (ITA)	0	1	*1	1	1	2	*3	3	3	4	*4	4	5	5	*5	6	6	6			
3	LUDROVSKY Martin (SVK)	0	0	*0	0	1	2	*3	4	5	5	*5	6	6	6	*6	6	6	6			
	CROSARA Federico (ITA)	*0	1	2	3	*3	3	3	3	*3	4	5	5	*6	7	8	9	*10	11			
4	LUDROVSKY Martin (SVK)	*0	0	0	0	*0	1	2	3	*3	3	4	5	*6	6	6	7	*7	7	7		
	CROSARA Federico (ITA)	0	1	*2	3	4	4	*4	4	5	6	*6	6	6	7	*8	8	9	10	11		

**Note:**  
The "Greatest deficit overcome" only applies when the player ends up winning the game.

**Legend:**  
\* Server **No.** Number





**Match Results**  
Résultats du match

MICHAUD Julien (FRA) **0 - 3** CZUPER Rafal (POL)

Game Summary		Match	Game 1	Game 2	Game 3	Game 4	Game 5
MICHAUD Julien	FRA	0	5	8	7		
CZUPER Rafal	POL	3	11	11	11		
Duration:		21min	5min	8min	6min		

Match No.: 9 Table: 2

Umpires: VASINOVA Karina (CZE) RUANGVIRIYACHAI Pairuch (THA)

Player Statistics	MICHAUD Julien (FRA)					Match	CZUPER Rafal (POL)					Match
	Game						Game					
	1	2	3	4	5		1	2	3	4	5	
Points won	5	8	7			20	11	11	11			33
Biggest lead	1	1	1			1	6	5	4			6
Points won on own serve	1	3	4			8	4	4	7			15
Points lost on own serve	7	7	4			18	4	5	3			12
Most consecutive points won	2	3	5			5	4	5	5			5
Greatest deficit overcome	-	-	-			-	1	1	1			1

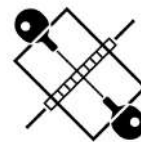
Game/Match Statistics	Game					Match
	1	2	3	4	5	
Longest rally (strokes)	8	11	9			11
Average rally	3	4	4			4

**Game Progress**

1	MICHAUD Julien (FRA)	0	1	*1	1	1	2	*2	2	2	2	*3	4	4	4	*5	5	5			
	CZUPER Rafal (POL)	*0	0	1	2	*3	3	4	5	*6	7	7	7	*8	9	9	10	11			
2	MICHAUD Julien (FRA)	*0	1	1	1	*1	1	1	2	*2	2	3	4	*5	5	5	6	*7	7	8	8
	CZUPER Rafal (POL)	0	0	*1	2	3	4	*5	5	6	7	*7	7	7	8	*9	9	9	10	*10	11
3	MICHAUD Julien (FRA)	0	0	*0	1	1	1	*1	2	3	4	*5	6	6	7	*7	7	7	7	7	7
	CZUPER Rafal (POL)	*0	1	2	2	*3	4	5	5	*5	5	5	5	*6	6	7	8	*9	10	11	11

**Note:**  
The "Greatest deficit overcome" only applies when the player ends up winning the game.

**Legend:**  
\* Server **No.** Number



**Match Results**  
Résultats du match

**LAMIRAULT Fabien (FRA) 3 - 0 PARK Jin Cheol (KOR)**

Game Summary		Match	Game 1	Game 2	Game 3	Game 4	Game 5
LAMIRAULT Fabien	FRA	3	11	11	13		
PARK Jin Cheol	KOR	0	9	9	11		
Duration:		28min	6min	8min	10min		

Match No.: 10 Table: 2

Umpires: GALLEGO David (COL) WHITAKER Jonathan (GBR)

Player Statistics	LAMIRAULT Fabien (FRA)					Match	PARK Jin Cheol (KOR)					Match
	Game						Game					
	1	2	3	4	5		1	2	3	4	5	
Points won	11	11	13			35	9	9	11			29
Biggest lead	6	4	2			6	-	1	3			3
Points won on own serve	7	6	8			21	6	5	7			18
Points lost on own serve	3	4	4			11	4	5	5			14
Most consecutive points won	6	4	3			6	5	5	2			5
Greatest deficit overcome	-	1	3			3	-	-	-			-

Game/Match Statistics	Game					Match
	1	2	3	4	5	
Longest rally (strokes)	12	8	10			12
Average rally	3	4	5			4

**Game Progress**

1	LAMIRAULT Fabien (FRA)	*0	1	2	3	*4	5	6	6	*6	7	8	8	*9	9	10	10	*10	10	10	10	11				
	PARK Jin Cheol (KOR)	0	0	*0	0	0	0	*0	1	2	2	*2	3	3	4	*4	5	6	7	*8	9	9				
2	LAMIRAULT Fabien (FRA)	0	1	*2	3	4	4	*4	4	4	4	*5	6	7	7	*7	8	8	9	*10	10	11				
	PARK Jin Cheol (KOR)	*0	0	0	0	*0	1	2	3	*4	5	5	5	*5	6	7	7	*8	8	8	9	9				
3	LAMIRAULT Fabien (FRA)	*0	0	1	1	*1	2	2	3	*3	3	4	5	*5	6	7	8	*8	9	9	9	*10	11	*11	12	13
	PARK Jin Cheol (KOR)	0	1	*1	2	3	3	*4	4	5	6	*6	6	7	7	*7	7	8	8	*9	10	10	*10	11	*11	11

**Note:**  
The "Greatest deficit overcome" only applies when the player ends up winning the game.

**Legend:**  
\* Server  
No. Number



## Match Results

Résultats du match

**SUCHANEK Jiri (CZE) 3 - 0 LOVAS Peter (SVK)**

Game Summary		Match	Game 1	Game 2	Game 3	Game 4	Game 5
SUCHANEK Jiri	CZE	3	12	12	11		
LOVAS Peter	SVK	0	10	10	2		
	Duration:	30min	9min	10min	9min		

Match No.: 11 Table: 2

Umpires: ABDULLAH Diana (MAS) PARMENTELAT Tamara (FRA)

Player Statistics	SUCHANEK Jiri (CZE)					Match	LOVAS Peter (SVK)					Match	
	Game						Match	Game					
	1	2	3	4	5			1	2	3	4		5
Points won	12	12	11			35	10	10	2			22	
Biggest lead	2	4	9			9	3	-	1			3	
Points won on own serve	7	6	6			19	6	5	2			13	
Points lost on own serve	4	5	0			9	5	6	5			16	
Most consecutive points won	3	3	7			7	3	2	1			3	
Greatest deficit overcome	3	-	1			3	-	-	-			-	

Game/Match Statistics	Game					Match
	1	2	3	4	5	
Longest rally (strokes)	9	6	7			9
Average rally	3	3	3			3

**Game Progress**

1	<b>SUCHANEK Jiri (CZE)</b>		0	0	*0	1	1	1	*2	3	4	4	*4	5	6	7	*7	7	7	8	*9	9	10	*11	12
	LOVAS Peter (SVK)		*0	1	2	2	*3	4	4	4	*4	5	6	6	*6	6	7	8	*9	9	9	10	*10	10	10
2	<b>SUCHANEK Jiri (CZE)</b>		*0	1	2	3	*3	3	4	5	*6	6	6	7	*7	8	8	8	*9	9	10	10	*10	11	12
	LOVAS Peter (SVK)		0	0	*0	0	1	2	*2	2	2	3	*4	4	5	5	*6	7	7	8	*8	9	10	*10	10
3	<b>SUCHANEK Jiri (CZE)</b>		0	0	*1	2	3	4	*5	6	7	7	*8	9	10	11									
	LOVAS Peter (SVK)		*0	1	1	1	*1	1	1	1	*1	2	2	2	*2	2									

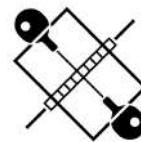
**Note:**

The "Greatest deficit overcome" only applies when the player ends up winning the game.

**Legend:**

\* Server

No. Number



**Match Results**  
Résultats du match

**CHA Soo Yong (KOR) 3 - 0 FLORES Luis (CHI)**

Game Summary		Match	Game 1	Game 2	Game 3	Game 4	Game 5
CHA Soo Yong	KOR	3	11	11	13		
FLORES Luis	CHI	0	9	8	11		
Duration:		23min	6min	6min	9min		

Match No.: 12 Table: 6  
Umpires: MERHEB Imad (LBN) LEONG Amanda Pei San (SGP)

Player Statistics	CHA Soo Yong (KOR)					Match	FLORES Luis (CHI)					Match
	Game						Game					
	1	2	3	4	5		1	2	3	4	5	
Points won	11	11	13			35	9	8	11			28
Biggest lead	3	3	3			3	-	-	1			1
Points won on own serve	8	6	6			20	7	4	5			16
Points lost on own serve	2	4	6			12	3	5	7			15
Most consecutive points won	3	2	3			3	3	2	3			3
Greatest deficit overcome	-	-	1			1	-	-	-			-

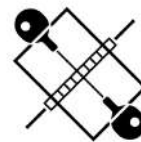
Game/Match Statistics	Game					Match
	1	2	3	4	5	
Longest rally (strokes)	5	8	6			8
Average rally	3	3	3			3

**Game Progress**

1	CHA Soo Yong (KOR)	0	1	*1	2	3	3	*3	4	5	6	*6	7	7	7	*7	8	8	9	*9	10	11				
	FLORES Luis (CHI)	*0	0	1	1	*1	2	3	3	*3	3	4	4	*5	6	7	7	*8	8	9	9	9				
2	CHA Soo Yong (KOR)	*0	1	2	2	*3	3	4	5	*5	5	6	6	*7	8	8	9	*9	10	10	11					
	FLORES Luis (CHI)	0	0	*0	1	1	2	*2	2	3	4	*4	5	5	5	*6	6	7	7	*8	8					
3	CHA Soo Yong (KOR)	0	1	*2	3	3	3	*3	4	4	5	*6	6	6	6	*7	7	8	9	*9	9	10	*10	11	*12	13
	FLORES Luis (CHI)	*0	0	0	0	*1	2	3	3	*4	4	4	5	*6	7	7	8	*8	8	9	10	*10	11	*11	11	11

**Note:**  
The "Greatest deficit overcome" only applies when the player ends up winning the game.

**Legend:**  
\* Server **No.** Number



**Match Results**  
Résultats du match

CROSARA Federico (ITA) **1 - 3** CZUPER Rafal (POL)

Game Summary		Match	Game 1	Game 2	Game 3	Game 4	Game 5
CROSARA Federico	ITA	1	6	14	3	4	
CZUPER Rafal	POL	3	11	12	11	11	
Duration:		28min	6min	8min	6min	6min	

Match No.: 13 Table: 6

Umpires: de HAUTECLOCQUE Donatien (FRA) LEMAN Jean Yves (FRA)

Player Statistics	CROSARA Federico (ITA)					Match	CZUPER Rafal (POL)					Match	
	Game						Match	Game					
	1	2	3	4	5			1	2	3	4		5
Points won	6	14	3	4		27	11	12	11	11		45	
Biggest lead	1	2	-	-		2	5	3	8	8		8	
Points won on own serve	4	9	2	2		17	6	8	5	6		25	
Points lost on own serve	5	4	6	5		20	2	5	1	2		10	
Most consecutive points won	2	4	1	2		4	4	4	5	6		6	
Greatest deficit overcome	-	3	-	-		3	1	-	-	-		1	

Game/Match Statistics	Game					Match
	1	2	3	4	5	
Longest rally (strokes)	11	9	7	6		11
Average rally	5	4	4	3		4

**Game Progress**

1	CROSARA Federico (ITA)	*0	1	1	1	*1	2	3	3	*4	4	4	4	*4	5	5	6	*6	6								
	CZUPER Rafal (POL)	0	0	*1	2	3	3	*3	4	4	5	*6	7	8	8	*9	9	10	11								
2	CROSARA Federico (ITA)	0	0	*0	0	1	2	*3	4	4	4	*5	6	7	7	*8	8	8	8	*8	9	10	*10	11	*11	12	*13
	CZUPER Rafal (POL)	*0	1	2	3	*3	3	3	3	*4	5	5	5	*5	6	6	7	*8	9	10	10	*10	11	*11	12	*12	12
		14																									
		12																									
3	CROSARA Federico (ITA)	*0	0	0	0	*0	1	1	1	*1	1	1	2	*2	3	3											
	CZUPER Rafal (POL)	0	1	*2	3	4	4	*5	6	7	8	*9	9	10	10	11											
4	CROSARA Federico (ITA)	0	0	*0	0	0	0	*0	1	1	1	*1	2	2	3	*4	4										
	CZUPER Rafal (POL)	*0	1	2	3	*4	5	6	6	*7	8	9	9	*10	10	10	11										

**Note:**  
The "Greatest deficit overcome" only applies when the player ends up winning the game.

**Legend:**  
\* Server **No.** Number



**Match Results**  
Résultats du match

LAMIRAULT Fabien (FRA) **1 - 3** SUCHANEK Jiri (CZE)

Game Summary		Match	Game 1	Game 2	Game 3	Game 4	Game 5
LAMIRAULT Fabien	FRA	1	9	11	9	10	
SUCHANEK Jiri	CZE	3	11	6	11	12	
Duration:		43min	8min	8min	13min	12min	

Match No.: 14 Table: 2

Umpires: MIGUEZ Carolina (ARG) RUANGVIRIYACHAI Pairuch (THA)

Player Statistics	LAMIRAULT Fabien (FRA)					Match	SUCHANEK Jiri (CZE)					Match
	Game						Game					
	1	2	3	4	5		1	2	3	4	5	
Points won	9	11	9	10		39	11	6	11	12		40
Biggest lead	2	5	-	3		5	2	2	4	2		4
Points won on own serve	4	5	6	6		21	5	2	7	7		21
Points lost on own serve	6	4	4	5		19	5	6	3	4		18
Most consecutive points won	3	4	2	3		4	3	2	2	3		3
Greatest deficit overcome	-	2	-	-		2	2	-	-	3		3

Game/Match Statistics	Game					Match
	1	2	3	4	5	
Longest rally (strokes)	9	10	10	8		10
Average rally	4	4	5	4		4

**Game Progress**

1	LAMIRAULT Fabien (FRA)	0	0	*1	2	3	3	*3	3	4	5	*6	6	6	7	*7	8	8	8	*9	9	9		
	SUCHANEK Jiri (CZE)	*0	1	1	1	*1	2	3	4	*4	4	4	5	*6	6	7	7	*8	9	9	10	11		
2	LAMIRAULT Fabien (FRA)	*0	0	0	1	*2	3	4	4	*5	6	6	7	*8	8	9	9	*10	11					
	SUCHANEK Jiri (CZE)	0	1	*2	2	2	2	*2	3	3	3	*4	4	4	5	*5	6	6	6					
3	LAMIRAULT Fabien (FRA)	0	0	*1	1	2	2	*2	3	3	4	*4	4	5	5	*5	6	7	7	*8	9	9		
	SUCHANEK Jiri (CZE)	*0	1	1	2	*2	3	4	4	*5	5	6	7	*7	8	9	9	*9	10	10	10	11		
4	LAMIRAULT Fabien (FRA)	*0	1	2	3	*3	3	3	4	*4	5	6	6	*6	6	7	7	*8	8	9	9	*10	10	10
	SUCHANEK Jiri (CZE)	0	0	*0	0	1	2	*3	3	4	4	*4	5	6	7	*7	8	8	9	*9	10	10	*11	12

**Note:**  
The "Greatest deficit overcome" only applies when the player ends up winning the game.

**Legend:**  
\* Server **No.** Number



**Match Results**  
Résultats du match

CHA Soo Yong (KOR) **1 - 3** CZUPER Rafal (POL)

Game Summary		Match	Game 1	Game 2	Game 3	Game 4	Game 5
CHA Soo Yong	KOR	1	11	12	8	11	
CZUPER Rafal	POL	3	3	14	11	13	
Duration:		33min	4min	9min	8min	10min	

Match No.: 15 Table: 2

Umpires: MERHEB Imad (LBN) PARMENTELAT Tamara (FRA)

Player Statistics	CHA Soo Yong (KOR)					Match	CZUPER Rafal (POL)					Match	
	Game						Match	Game					
	1	2	3	4	5			1	2	3	4		5
Points won	11	12	8	11		42	3	14	11	13		41	
Biggest lead	8	2	1	1		8	-	4	3	4		4	
Points won on own serve	6	8	6	4		24	1	9	7	5		22	
Points lost on own serve	2	5	4	8		19	5	4	2	7		18	
Most consecutive points won	4	6	2	5		6	2	5	3	3		5	
Greatest deficit overcome	-	-	-	-		-	-	2	1	1		2	

Game/Match Statistics	Game					Match
	1	2	3	4	5	
Longest rally (strokes)	14	18	15	14		18
Average rally	5	6	5	5		5

**Game Progress**

1	CHA Soo Yong (KOR)	*0	1	2	3	*4	4	5	6	*7	8	8	8	*9	10	11											
	CZUPER Rafal (POL)	0	0	*0	0	0	1	*1	1	1	1	*2	3	3	3	3											
2	CHA Soo Yong (KOR)	0	1	*1	1	2	3	*3	3	3	3	*3	4	5	6	*7	8	9	9	*9	10	10	*10	11	*11	12	*12
	CZUPER Rafal (POL)	*0	0	1	2	*2	2	3	4	*5	6	7	7	*7	7	7	7	*7	8	9	9	*10	11	*11	12	*12	13
		12																									
		14																									
3	CHA Soo Yong (KOR)	*0	0	0	1	*1	2	3	3	*3	4	5	5	*6	7	7	7	*7	8	8	8						
	CZUPER Rafal (POL)	0	1	*2	2	3	3	*3	4	5	5	*5	6	6	6	*7	8	9	9	*10	11						
4	CHA Soo Yong (KOR)	0	0	*1	1	1	1	*2	3	4	5	*5	5	5	6	*6	6	6	7	*8	9	10	*11	11	*11	11	
	CZUPER Rafal (POL)	*0	1	1	2	*3	4	4	4	*4	4	5	6	*7	7	8	9	*10	10	10	10	*10	10	*11	12	13	

**Note:**  
The "Greatest deficit overcome" only applies when the player ends up winning the game.

**Legend:**  
\* Server **No.** Number



**Match Results**  
Résultats du match

SUCHANEK Jiri (CZE) **1 - 3** CZUPER Rafal (POL)

Game Summary		Match	Game 1	Game 2	Game 3	Game 4	Game 5
SUCHANEK Jiri	CZE	1	6	11	8	6	
CZUPER Rafal	POL	3	11	8	11	11	
Duration:		31min	6min	6min	8min	7min	

Match No.: 16 Table: 2  
Umpires: DECLOMESNIL Yohan (FRA) BONG Mijung (KOR)

Player Statistics	SUCHANEK Jiri (CZE)					Match	CZUPER Rafal (POL)					Match
	Game						Game					
	1	2	3	4	5		1	2	3	4	5	
Points won	6	11	8	6		31	11	8	11	11		41
Biggest lead	2	3	1	-		3	5	2	3	5		5
Points won on own serve	4	6	6	3		19	6	5	7	6		24
Points lost on own serve	5	3	4	5		17	2	5	2	3		12
Most consecutive points won	2	4	2	1		4	4	2	3	2		4
Greatest deficit overcome	-	2	-	-		2	2	-	1	-		2

Game/Match Statistics	Game					Match
	1	2	3	4	5	
Longest rally (strokes)	11	16	14	8		16
Average rally	4	4	4	4		4

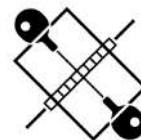
**Game Progress**

1	SUCHANEK Jiri (CZE)	*0	1	2	2	*2	2	2	3	*4	4	4	4	*4	5	6	6	*6	6		
	CZUPER Rafal (POL)	0	0	*0	1	2	3	*4	4	4	5	*6	7	8	8	*8	9	10	11		
2	SUCHANEK Jiri (CZE)	0	1	*1	1	2	2	*2	3	4	5	*6	6	7	7	*8	8	9	9	*10	11
	CZUPER Rafal (POL)	*0	0	1	2	*2	3	4	4	*4	4	4	5	*5	6	6	7	*7	8	8	8
3	SUCHANEK Jiri (CZE)	*0	0	1	1	*2	3	3	3	*3	4	5	5	*5	6	6	7	*7	7	8	8
	CZUPER Rafal (POL)	0	1	*1	2	2	2	*3	4	5	5	*5	6	7	7	*8	8	9	10	*10	11
4	SUCHANEK Jiri (CZE)	0	0	*0	1	1	2	*2	2	3	3	*4	4	4	5	*5	5	6	6		
	CZUPER Rafal (POL)	*0	1	2	2	*3	3	4	5	*5	6	6	7	*8	8	9	10	*10	11		

**Note:**  
The "Greatest deficit overcome" only applies when the player ends up winning the game.

**Legend:**  
\* Server **No.** Number





### Player Statistics

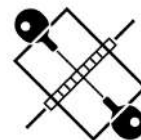
Statistiques du joueur

As of THU 5 SEP 2024

Name	NPC Code	Matches			Games			Points Won				Points Lost				Average Match Duration
		Played	Won	%Won	Played	Won	%Won	Total	Own Serve	Most Consecutive	Greatest Deficit Overcome	Total	Own Serve	Most Consecutive	Greatest Lead Lost	
CHA Soo Yong	KOR	3	2	67%	10	7	70%	110	61	6	2	90	40	5	2	26min
CHUEAWONG Thirayu	THA	1	0	0%	3	0	0%	21	12	5	0	33	16	5	2	23min
CROSARA Federico	ITA	2	1	50%	8	4	50%	66	36	6	3	78	36	6	1	32min
CZUPER Rafal	POL	4	4	100%	15	12	80%	160	86	6	2	120	52	6	3	28min
ELMAHSY Ahmed	EGY	1	0	0%	5	2	40%	49	30	6	4	54	23	6	2	45min
FLORES Luis	CHI	2	1	50%	7	3	43%	59	33	6	2	70	31	10	1	29min
ISHERWOOD Peter	CAN	1	0	0%	4	1	25%	26	15	5	1	41	18	5	2	21min
JAKIMCZUK Tomasz	POL	2	1	50%	7	3	43%	63	35	5	2	61	27	6	3	23min
LAMIRAULT Fabien	FRA	3	2	67%	11	7	64%	117	65	6	3	100	44	5	3	36min
LOVAS Peter	SVK	2	1	50%	8	3	38%	76	44	6	2	84	35	7	4	38min
LUDROVSKY Martin	SVK	1	0	0%	4	1	25%	33	17	5	1	39	20	6	2	36min
MICHAUD Julien	FRA	1	0	0%	3	0	0%	20	8	5	0	33	18	5	1	21min
PARK Jin Cheol	KOR	2	1	50%	8	3	38%	80	49	7	3	74	29	7	4	34min
SASTRE Iker	ESP	1	0	0%	4	1	25%	35	19	10	1	31	14	6	2	35min
SUCHANEK Jiri	CZE	4	3	75%	14	10	71%	141	78	7	3	124	54	4	2	32min
TOLEDO Miguel Angel	ESP	1	0	0%	4	1	25%	31	17	3	1	43	20	5	1	37min
YEZYK Oleksandr	UKR	1	0	0%	5	2	40%	39	24	7	4	51	20	7	3	39min

**Note:**

The "Greatest deficit overcome" only applies when the player ends up winning the game and "Greatest lead lost" only when losing.



### Tournament Statistics

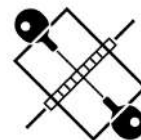
Statistiques du tournoi

As of THU 5 SEP 2024

Statistics	Round of 32	Round of 16	Quarterfinals	Semifinals	Finals	Total
<b>Matches</b> Total	1	8	4	2	1	16
Game Margin: 3:0		3 38%	3 75%			6 38%
3:1	1 100%	3 38%	1 25%	2 100%	1 100%	8 50%
3:2		2 25%				2 13%
Invalid Results Mark						
Duration: Total	21min	4h21min	1h49min	1h16min	31min	8h18min
Longest	21min	45min	30min	43min	31min	45min
Shortest	21min	21min	23min	33min	31min	21min
Average	21min	33min	27min	38min	31min	31min
<b>Games</b> Total	4	31	13	8	4	60
Point Margin: 11						
10						
9			1 8%			1 2%
8	1 25%		1 8%	1 13%		3 5%
7		5 16%	1 8%			6 10%
6	1 25%	3 10%				4 7%
5		4 13%	1 8%	1 13%	2 50%	8 13%
4	1 25%	3 10%				4 7%
3	1 25%	4 13%	1 8%	1 13%	2 50%	9 15%
2		12 39%	8 62%	5 63%		25 42%
Invalid Results Mark						
Duration: Total	20min	3h48min	1h39min	1h12min	27min	7h26min
Longest	5min	12min	10min	13min	8min	13min
Shortest	5min	4min	6min	4min	6min	4min
Average	5min	7min	8min	9min	7min	7min
<b>Points</b> Total	67	575	256	162	72	1132
Per game	16.75	18.55	19.69	20.25	18.00	18.87
Most consecutive won	5	10	7	6	4	10
Greatest deficit overcome	2	4	3	3	2	4
Longest rally	6	19	12	18	16	19
Average rally	3	4	4	5	4	4

**Note:**

The "Greatest deficit overcome" only applies when the player ends up winning the game.

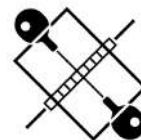


**Entry List by Event**  
Liste d'inscriptions par épreuve  
As of SUN 25 AUG 2024

NPC	Name	Date of Birth	Qualification Pathway	World Ranking
<b>ARG - Argentina</b>	COPOLA Gabriel	20 JAN 1984	QR	16
<b>AUS - Australia</b>	CHEN Jessy	5 JAN 1990	CQ	20
<b>CHN - People's Republic of China</b>	FENG Panfeng	20 DEC 1989	CQ	1
	ZHAI Xiang	3 DEC 1992	QR	8
<b>CZE - Czechia</b>	SVATOS Petr	31 AUG 1990	QR	14
<b>EGY - Egypt</b>	RAMADAN Khaled	21 OCT 1967	CQ	19
<b>ESP - Spain</b>	RODRIGUEZ Eder	16 APR 1987	QR	18
<b>FRA - France</b>	MERRIEN Florian	21 NOV 1984	QR	5
	NOEL Sylvain	14 AUG 1985	QT	15
<b>GER - Germany</b>	BRUECHLE Thomas	29 JUL 1976	QR	6
	SCHMIDBERGER Thomas	23 OCT 1991	CQ	2
<b>IRL - Ireland</b>	JUDGE Colin	5 APR 1995	QR	11
<b>KOR - Republic of Korea</b>	BAEK Youngbok	16 JUL 1977	QR	9
	JANG Yeongjin	9 MAR 1993	QR	7
<b>POL - Poland</b>	NALEPKA Maciej	18 JAN 1977	QR	12
<b>SWE - Sweden</b>	OHGREN Alexander	14 OCT 1988	QR	10
<b>THA - Thailand</b>	GLINBANCHEUN Yuttajak	20 DEC 1996	QR	3
<b>UKR - Ukraine</b>	PETRUNIV Vasyi	31 DEC 1973	QR	13
<b>USA - United States of America</b>	van EMBURGH Jenson	28 MAY 2000	CQ	4
<b>VEN - Venezuela</b>	QUIJADA Roberto	3 MAY 1986	QI	17

**Legend:**

<b>CQ</b>	Continental Qualification	<b>QI</b>	Qualified by Invitation	<b>QR</b>	World Ranking
<b>QT</b>	Qualification Tournament				



**Draw**  
Tableau d'élimination

Round of 32	NPC Code	Round of 16	NPC Code	Quarterfinals	NPC Code	Semifinals	NPC Code	Finals	NPC Code
FENG Panfeng	CHN	FENG Panfeng	CHN	FENG Panfeng	CHN	FENG Panfeng	CHN	FENG Panfeng	CHN
BYE				3-0 (11:7, 11:8, 11:3)		3-1 (12:10, 7:11, 11:9, 11:7)		3-0 (11:9, 11:4, 11:9)	
BYE		JUDGE Colin	IRL						
JUDGE Colin	IRL								
OHGREN Alexander	SWE	RODRIGUEZ Eder	ESP	BRUECHLE Thomas	GER				
RODRIGUEZ Eder	ESP	3-0 (14:12, 13:11, 11:8)		3-0 (11:6, 11:8, 11:6)					
BYE									
BRUECHLE Thomas	GER	BRUECHLE Thomas	GER						
JANG Yeongjin	KOR	JANG Yeongjin	KOR	JANG Yeongjin	KOR	JANG Yeongjin	KOR		
BYE				3-1 (11:6, 5:11, 11:4, 12:10)		3-2 (11:8, 6:11, 11:7, 8:11, 11:9)			
RAMADAN Khaled	EGY	NALEPKA Maciej	POL						
NALEPKA Maciej	POL	3-1 (11:6, 11:5, 11:13, 12:10)							
NOEL Sylvain	FRA	NOEL Sylvain	FRA	van EMBURGH J	USA				
BYE				3-1 (11:8, 8:11, 11:3, 11:9)					
BYE									
van EMBURGH Jenson	USA	van EMBURGH J	USA						
GLINBANCHEUN Yuttajak	THA	GLINBANCHEUN Y	THA	GLINBANCHEUN Y	THA	GLINBANCHEUN Y	THA		
BYE				3-0 (11:5, 12:10, 11:6)					
BYE		COPOLA Gabriel	ARG						
COPOLA Gabriel	ARG								
SVATOS Petr	CZE	QUIJADA Roberto	VEN	ZHAI Xiang	CHN				
QUIJADA Roberto	VEN	3-0 (13:11, 11:4, 11:9)		3-0 (11:3, 11:4, 12:10)					
BYE									
ZHAI Xiang	CHN	ZHAI Xiang	CHN						
MERRIEN Florian	FRA	MERRIEN Florian	FRA	MERRIEN Florian	FRA	SCHMIDBERGER T	GER		
BYE				3-1 (8:11, 11:7, 11:7, 11:5)		3-0 (11:4, 11:8, 11:8)			
CHEN Jessy	AUS	BAEK Youngbok	KOR						
BAEK Youngbok	KOR	3-0 (11:7, 11:5, 11:5)							
PETRUNIV Vasyi	UKR	PETRUNIV Vasyi	UKR	SCHMIDBERGER T	GER				
BYE				3-0 (11:7, 11:4, 11:4)					
BYE									
SCHMIDBERGER Thomas	GER	SCHMIDBERGER T	GER	3-1 (11:8, 8:11, 11:8, 11:5)					

Rank	Name	NPC Code
1	FENG Panfeng	CHN
2	SCHMIDBERGER Thomas	GER
3	GLINBANCHEUN Yuttajak	THA
3	JANG Yeongjin	KOR
5	BRUECHLE Thomas	GER
5	MERRIEN Florian	FRA
5	van EMBURGH Jenson	USA
5	ZHAI Xiang	CHN
9	BAEK Youngbok	KOR
9	COPOLA Gabriel	ARG
9	JUDGE Colin	IRL
9	NALEPKA Maciej	POL
9	NOEL Sylvain	FRA
9	PETRUNIV Vasyi	UKR
9	QUIJADA Roberto	VEN
9	RODRIGUEZ Eder	ESP

**GOLD**

FENG Panfeng CHN  
3-0 (11:2, 11:7, 11:7)

**SILVER**

SCHMIDBERGER T GER

**BRONZE**

GLINBANCHEUN Y THA  
JANG Yeongjin KOR



**Match Results**  
Résultats du match

**OHGREN Alexander (SWE) 0 - 3 RODRIGUEZ Eder (ESP)**

Game Summary		Match	Game 1	Game 2	Game 3	Game 4	Game 5
OHGREN Alexander	SWE	0	12	11	8		
RODRIGUEZ Eder	ESP	3	14	13	11		
Duration:		23min	8min	8min	6min		

Match No.: 1 Table: 2

Umpires: LABRUE Jacques (FRA) PURCELL Tom (GBR)

Player Statistics	OHGREN Alexander (SWE)					Match	RODRIGUEZ Eder (ESP)					Match
	Game						Game					
	1	2	3	4	5		1	2	3	4	5	
Points won	12	11	8			31	14	13	11			38
Biggest lead	1	2	3			3	3	5	3			5
Points won on own serve	7	5	6			18	8	6	7			21
Points lost on own serve	6	7	4			17	5	6	2			13
Most consecutive points won	4	6	3			6	3	4	3			4
Greatest deficit overcome	-	-	-			-	1	2	3			3

Game/Match Statistics	Game					Match
	1	2	3	4	5	
Longest rally (strokes)	9	11	6			11
Average rally	4	4	4			4

**Game Progress**

1	OHGREN Alexander (SWE)	*0	0	1	1	*1	1	2	2	*3	3	4	5	*6	7	7	8	*8	9	9	10	*10	11	*11	12	*12	12	
	RODRIGUEZ Eder (ESP)	0	1	*1	2	3	4	*4	5	5	6	*6	6	6	6	*7	7	8	8	*9	9	10	*10	11	*11	12	*13	
		12																										
		14																										
2	OHGREN Alexander (SWE)	0	1	*2	2	2	2	*2	3	3	4	*4	4	5	5	*5	5	6	7	*8	9	10	*11	11	*11	11		
	RODRIGUEZ Eder (ESP)	*0	0	0	1	*2	3	4	4	*5	5	6	7	*7	8	9	10	*10	10	10	10	*10	10	*11	12	13		
3	OHGREN Alexander (SWE)	*0	1	2	3	*3	3	4	4	*4	5	5	5	*6	6	7	7	*7	7	8	8							
	RODRIGUEZ Eder (ESP)	0	0	*0	0	1	2	*2	3	4	4	*5	6	6	7	*7	8	9	10	*10	11							

**Note:**  
The "Greatest deficit overcome" only applies when the player ends up winning the game.

**Legend:**  
\* Server **No.** Number



**Match Results**  
Résultats du match

RAMADAN Khaled (EGY) **1 - 3** NALEPKA Maciej (POL)

Game Summary		Match	Game 1	Game 2	Game 3	Game 4	Game 5
RAMADAN Khaled	EGY	1	6	5	13	10	
NALEPKA Maciej	POL	3	11	11	11	12	
Duration:		28min	5min	4min	9min	8min	

Match No.: 2 Table: 6

Umpires: KIVIMAKI Joonas (FIN) GULLBERG-HANSEN Jens (DEN)

Player Statistics	RAMADAN Khaled (EGY)					Match	NALEPKA Maciej (POL)					Match
	Game						Game					
	1	2	3	4	5		1	2	3	4	5	
Points won	6	5	13	10		34	11	11	11	12		45
Biggest lead	-	-	2	3		3	5	6	5	2		6
Points won on own serve	4	4	8	6		22	6	7	7	7		27
Points lost on own serve	5	4	4	5		18	2	1	5	4		12
Most consecutive points won	3	3	6	5		6	4	4	3	3		4
Greatest deficit overcome	-	-	5	-		5	-	-	-	3		3

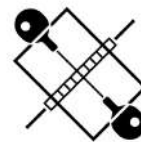
Game/Match Statistics	Game					Match
	1	2	3	4	5	
Longest rally (strokes)	13	12	9	16		16
Average rally	4	3	3	5		4

**Game Progress**

1	RAMADAN Khaled (EGY)	*0	0	0	0	*0	1	2	3	*3	3	4	4	*4	5	5	6	*6	6							
	NALEPKA Maciej (POL)	0	1	*2	3	4	4	*4	4	5	6	*6	7	8	8	*9	9	10	11							
2	RAMADAN Khaled (EGY)	0	0	*0	1	1	1	*1	1	2	2	*3	4	5	5	*5	5	5	5							
	NALEPKA Maciej (POL)	*0	1	2	2	*3	4	5	6	*6	7	7	7	*7	8	9	10	11								
3	RAMADAN Khaled (EGY)	*0	0	1	1	*1	1	2	2	*2	2	3	4	*5	6	7	8	*8	8	9	9	*10	11	*11	12	13
	NALEPKA Maciej (POL)	0	1	*1	2	3	4	*4	5	6	7	*7	7	7	7	*7	7	8	9	*9	10	10	*10	11	*11	11
4	RAMADAN Khaled (EGY)	0	0	*0	1	1	2	*3	4	4	4	*4	5	6	7	*8	9	9	9	*9	10	10	*10	10	10	10
	NALEPKA Maciej (POL)	*0	1	2	2	*3	3	3	3	*4	5	6	6	*6	6	6	6	*7	8	9	9	*10	11	12		

**Note:**  
The "Greatest deficit overcome" only applies when the player ends up winning the game.

**Legend:**  
\* Server **No.** Number



**Match Results**  
Résultats du match

SVATOS Petr (CZE) **0 - 3** QUIJADA Roberto (VEN)

Game Summary		Match	Game 1	Game 2	Game 3	Game 4	Game 5
SVATOS Petr	CZE	0	11	4	9		
QUIJADA Roberto	VEN	3	13	11	11		
Duration:		23min	8min	6min	7min		

Match No.: 3 Table: 4

Umpires: LONGEPE Louis Jean (FRA) de HAUTECLOCQUE Donatien (FRA)

Player Statistics	SVATOS Petr (CZE)					Match	QUIJADA Roberto (VEN)					Match
	Game						Game					
	1	2	3	4	5		1	2	3	4	5	
Points won	11	4	9			24	13	11	11			35
Biggest lead	5	1	1			5	2	7	2			7
Points won on own serve	5	1	6			12	6	5	7			18
Points lost on own serve	7	6	4			17	6	3	3			12
Most consecutive points won	4	1	2			4	5	5	3			5
Greatest deficit overcome	-	-	-			-	5	1	1			5

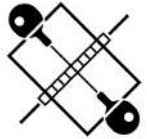
Game/Match Statistics	Game					Match
	1	2	3	4	5	
Longest rally (strokes)	16	7	10			16
Average rally	4	3	4			4

**Game Progress**

1	SVATOS Petr (CZE)	*0	0	1	2	*3	4	4	4	*5	5	6	7	*8	9	9	9	*9	9	9	10	*10	11	*11	11	11
	QUIJADA Roberto (VEN)	0	1	*1	1	1	1	*2	3	3	4	*4	4	4	4	*5	6	7	8	*9	9	10	*10	11	*12	13
2	SVATOS Petr (CZE)	0	1	*1	1	2	2	*2	2	2	2	*3	3	3	3	*4	4									
	QUIJADA Roberto (VEN)	*0	0	1	2	*2	3	4	5	*6	7	7	8	*9	10	10	11									
3	SVATOS Petr (CZE)	*0	0	1	1	*2	2	2	3	*3	4	5	5	*5	6	7	7	*8	9	9	9	9	9	9	9	9
	QUIJADA Roberto (VEN)	0	1	*1	2	2	3	*4	4	5	5	*5	6	7	7	*7	8	8	8	*9	10	10	11	11	11	11

**Note:**  
The "Greatest deficit overcome" only applies when the player ends up winning the game.

**Legend:**  
\* Server **No.** Number



**Match Results**  
Résultats du match

**CHEN Jessy (AUS) 0 - 3 BAEK Youngbok (KOR)**

Game Summary		Match	Game 1	Game 2	Game 3	Game 4	Game 5
CHEN Jessy	AUS	0	7	5	5		
<b>BAEK Youngbok</b>	<b>KOR</b>	<b>3</b>	11	11	11		
Duration:		16min	4min	4min	6min		

Match No.: 4 Table: 6

Umpires: ROUSSET Isabelle (FRA) LEONG Amanda Pei San (SGP)

Player Statistics	CHEN Jessy (AUS)					Match	BAEK Youngbok (KOR)					Match
	Game						Game					
	1	2	3	4	5		1	2	3	4	5	
Points won	7	5	5			17	11	11	11			33
Biggest lead	2	-	-			2	4	8	6			8
Points won on own serve	6	1	2			9	7	4	5			16
Points lost on own serve	4	7	6			17	1	4	3			8
Most consecutive points won	2	3	2			3	3	4	5			5
Greatest deficit overcome	-	-	-			-	2	-	-			2

Game/Match Statistics	Game					Match
	1	2	3	4	5	
Longest rally (strokes)	7	8	10			10
Average rally	4	4	4			4

**Game Progress**

1 CHEN Jessy (AUS)	*0	1	2	2	*2	2	3	3	*3	4	4	4	*5	5	6	6	*6	7	7
<b>BAEK Youngbok (KOR)</b>	0	0	*0	1	2	3	*3	4	5	5	*6	7	7	8	*8	9	10	10	11
2 CHEN Jessy (AUS)	0	0	*0	0	0	1	*1	1	1	2	*2	2	2	3	*4	5	5		
<b>BAEK Youngbok (KOR)</b>	*0	1	2	3	*4	4	5	6	*7	7	8	9	*10	10	10	10	11		
3 CHEN Jessy (AUS)	*0	0	0	1	*1	1	1	1	*1	2	2	3	*4	4	5	5	5		
<b>BAEK Youngbok (KOR)</b>	0	1	*2	2	3	4	*5	6	7	7	*8	8	8	9	*9	10	11		

**Note:**  
The "Greatest deficit overcome" only applies when the player ends up winning the game.

**Legend:**  
\* Server **No.** Number





**Match Results**  
Résultats du match

**FENG Panfeng (CHN) 3 - 0 JUDGE Colin (IRL)**

Game Summary		Match	Game 1	Game 2	Game 3	Game 4	Game 5
FENG Panfeng	CHN	3	11	11	11		
JUDGE Colin	IRL	0	7	8	3		
Duration:		28min	9min	10min	7min		

Match No.: 5 Table: 6

Umpires: GULLBERG-HANSEN Jens (DEN) DECLOMESNIL Yohan (FRA)

Player Statistics	FENG Panfeng (CHN)					Match	JUDGE Colin (IRL)					Match
	Game						Game					
	1	2	3	4	5		1	2	3	4	5	
Points won	11	11	11			33	7	8	3			18
Biggest lead	4	4	9			9	1	2	-			2
Points won on own serve	5	6	7			18	2	5	2			9
Points lost on own serve	5	3	1			9	6	5	4			15
Most consecutive points won	4	4	7			7	3	4	2			4
Greatest deficit overcome	1	2	-			2	-	-	-			-

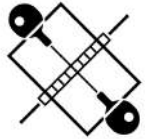
Game/Match Statistics	Game					Match
	1	2	3	4	5	
Longest rally (strokes)	37	36	14			37
Average rally	14	15	7			13

**Game Progress**

1	FENG Panfeng (CHN)	*0	1	1	2	*2	2	3	4	*5	6	6	7	*7	7	7	8	*9	10	11	
	JUDGE Colin (IRL)	0	0	*1	1	2	3	*3	3	3	3	*4	4	5	6	*7	7	7	7	7	
2	FENG Panfeng (CHN)	0	1	*2	2	3	3	*3	3	3	4	*5	6	7	7	*8	9	10	10	*10	11
	JUDGE Colin (IRL)	*0	0	0	1	*1	2	3	4	*5	5	5	5	*5	6	6	6	*6	7	8	8
3	FENG Panfeng (CHN)	*0	1	2	3	*3	4	5	6	*7	8	9	10	*10	10	11					
	JUDGE Colin (IRL)	0	0	*0	0	1	1	*1	1	1	1	*1	1	2	3	3					

**Note:**  
The "Greatest deficit overcome" only applies when the player ends up winning the game.

**Legend:**  
\* Server  
No. Number



### Match Results

Résultats du match

**RODRIGUEZ Eder (ESP) 0 - 3 BRUECHLE Thomas (GER)**

Game Summary		Match	Game 1	Game 2	Game 3	Game 4	Game 5
RODRIGUEZ Eder	ESP	0	6	8	6		
BRUECHLE Thomas	GER	3	11	11	11		
Duration:		20min	5min	8min	5min		

Match No.: 6 Table: 2

Umpires: PURCELL Tom (GBR) WHITAKER Jonathan (GBR)

Player Statistics	RODRIGUEZ Eder (ESP)					Match	BRUECHLE Thomas (GER)					Match
	Game						Game					
	1	2	3	4	5		1	2	3	4	5	
Points won	6	8	6			20	11	11	11			33
Biggest lead	1	3	-			3	6	3	5			6
Points won on own serve	3	4	5			12	6	5	8			19
Points lost on own serve	5	6	3			14	3	4	1			8
Most consecutive points won	2	3	2			3	5	5	3			5
Greatest deficit overcome	-	-	-			-	1	3	-			3

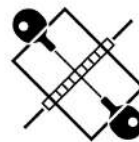
Game/Match Statistics	Game					Match
	1	2	3	4	5	
Longest rally (strokes)	13	13	12			13
Average rally	6	6	5			5

#### Game Progress

1	RODRIGUEZ Eder (ESP)	0	1	*1	1	1	2	*2	3	3	4	*4	4	4	4	*4	5	6	6		
	BRUECHLE Thomas (GER)	*0	0	1	2	*3	3	4	4	*5	5	6	7	*8	9	10	10	*10	11		
2	RODRIGUEZ Eder (ESP)	*0	1	2	2	*3	3	3	4	*5	6	6	7	*7	7	8	8	*8	8	8	8
	BRUECHLE Thomas (GER)	0	0	*0	1	1	2	*3	3	3	3	*4	4	5	6	*6	7	8	9	*10	11
3	RODRIGUEZ Eder (ESP)	0	0	*0	0	1	1	*1	2	3	3	*3	3	4	4	*5	6	6	6		
	BRUECHLE Thomas (GER)	*0	1	2	3	*3	4	5	5	*5	6	7	8	*8	9	9	9	*10	11		

**Note:**  
The "Greatest deficit overcome" only applies when the player ends up winning the game.

**Legend:**  
\* Server **No.** Number



**Match Results**  
Résultats du match

**JANG Yeongjin (KOR) 3 - 1 NALEPKA Maciej (POL)**

Game Summary		Match	Game 1	Game 2	Game 3	Game 4	Game 5
JANG Yeongjin	KOR	3	11	5	11	12	
NALEPKA Maciej	POL	1	6	11	4	10	
Duration:		23min	5min	4min	5min	8min	

Match No.: 7 Table: 6

Umpires: KLECKER Roman (CZE) ABDULLAH Diana (MAS)

Player Statistics	JANG Yeongjin (KOR)					Match	NALEPKA Maciej (POL)					Match	
	Game						Match	Game					
	1	2	3	4	5			1	2	3	4		5
Points won	11	5	11	12		39	6	11	4	10		31	
Biggest lead	5	-	8	2		8	-	7	-	6		7	
Points won on own serve	7	3	6	6		22	4	6	2	5		17	
Points lost on own serve	2	5	2	5		14	4	2	5	6		17	
Most consecutive points won	3	2	8	6		8	1	4	4	8		8	
Greatest deficit overcome	-	-	-	6		6	-	-	-	-		-	

Game/Match Statistics	Game					Match
	1	2	3	4	5	
Longest rally (strokes)	15	11	10	19		19
Average rally	6	4	4	5		5

**Game Progress**

1	JANG Yeongjin (KOR)	*0	1	1	2	*2	3	3	4	*4	5	6	6	*7	8	9	9	*10	11					
	NALEPKA Maciej (POL)	0	0	*1	1	2	2	*3	3	4	4	*4	5	5	5	*5	6	6	6					
2	JANG Yeongjin (KOR)	0	0	*0	1	1	1	*1	1	2	3	*3	3	3	3	*4	5		5					
	NALEPKA Maciej (POL)	*0	1	2	2	*3	4	5	6	*6	6	7	8	*9	10	10	10	11						
3	JANG Yeongjin (KOR)	*0	1	2	3	*4	5	6	7	*8	8	8	8	*8	9	10	11							
	NALEPKA Maciej (POL)	0	0	*0	0	0	0	*0	0	0	1	*2	3	4	4	*4	4							
4	JANG Yeongjin (KOR)	0	1	*1	2	3	3	*3	3	3	3	*3	3	3	4	*5	6	6	7	*8	9	10	*11	12
	NALEPKA Maciej (POL)	*0	0	1	1	*1	2	3	4	*5	6	7	8	*9	9	9	9	*10	10	10	10	*10	10	10

**Note:**  
The "Greatest deficit overcome" only applies when the player ends up winning the game.

**Legend:**  
\* Server No. Number



**Match Results**  
Résultats du match

NOEL Sylvain (FRA) **1 - 3** van EMBURGH Jenson (USA)

Game Summary		Match	Game 1	Game 2	Game 3	Game 4	Game 5
NOEL Sylvain	FRA	1	8	11	3	9	
van EMBURGH Jenson	USA	3	11	8	11	11	
Duration:		27min	5min	8min	4min	7min	

Match No.: 8 Table: 4

Umpires: GERSDORF Anja (GER) MIGUEZ Carolina (ARG)

Player Statistics	NOEL Sylvain (FRA)					Match	van EMBURGH Jenson (USA)					Match
	Game						Game					
	1	2	3	4	5		1	2	3	4	5	
Points won	8	11	3	9		31	11	8	11	11		41
Biggest lead	-	3	-	4		4	3	1	8	2		8
Points won on own serve	6	6	2	3		17	7	5	5	4		21
Points lost on own serve	4	3	6	7		20	2	5	1	6		14
Most consecutive points won	3	3	2	5		5	3	2	5	4		5
Greatest deficit overcome	-	1	-	-		1	-	-	-	4		4

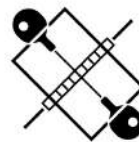
Game/Match Statistics	Game					Match
	1	2	3	4	5	
Longest rally (strokes)	14	16	11	15		16
Average rally	4	6	4	7		6

**Game Progress**

1	NOEL Sylvain (FRA)	*0	0	1	1	*1	1	2	2	*3	4	5	5	*6	6	7	7	*7	7	8	8	
	van EMBURGH Jenson (USA)	0	1	*1	2	3	4	*4	5	5	5	*5	6	6	7	*7	8	9	10	*10	11	
2	NOEL Sylvain (FRA)	0	1	*1	2	2	3	*3	3	4	5	*5	5	6	7	*7	8	9	10	*10	11	
	van EMBURGH Jenson (USA)	*0	0	1	1	*2	2	3	4	*4	4	5	6	*6	6	7	7	*7	7	8	8	
3	NOEL Sylvain (FRA)	*0	0	0	0	*0	1	1	1	*2	3	3	3	*3	3	3						
	van EMBURGH Jenson (USA)	0	1	*2	3	4	4	*5	6	6	6	*7	8	9	10	11						
4	NOEL Sylvain (FRA)	0	1	*2	2	2	2	*3	4	5	6	*7	7	7	7	*8	8	9	9	*9	9	9
	van EMBURGH Jenson (USA)	*0	0	0	1	*2	3	3	3	*3	3	3	4	*5	6	6	7	*7	8	9	10	11

**Note:**  
The "Greatest deficit overcome" only applies when the player ends up winning the game.

**Legend:**  
\* Server **No.** Number



## Match Results

Résultats du match

**GLINBANCHEUN Yuttajak (THA) 3 - 0 COPOLA Gabriel (ARG)**

Game Summary		Match	Game 1	Game 2	Game 3	Game 4	Game 5
GLINBANCHEUN Yuttajak	THA	3	11	12	11		
COPOLA Gabriel	ARG	0	5	10	6		
Duration:		18min	5min	6min	6min		

Match No.: 9 Table: 2

Umpires: MIKITA Darek (CAN) LABRUE Jacques (FRA)

Player Statistics	GLINBANCHEUN Yuttajak (THA)					Match	COPOLA Gabriel (ARG)					Match
	Game						1	2	3	4	5	
	1	2	3	4	5							
Points won	11	12	11			34	5	10	6			21
Biggest lead	6	2	5			6	-	1	1			1
Points won on own serve	6	6	7			19	3	5	4			12
Points lost on own serve	2	5	2			9	5	6	4			15
Most consecutive points won	6	2	3			6	5	2	1			5
Greatest deficit overcome	-	1	1			1	-	-	-			-

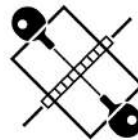
Game/Match Statistics	Game					Match
	1	2	3	4	5	
Longest rally (strokes)	17	16	8			17
Average rally	5	4	5			5

**Game Progress**

1	GLINBANCHEUN Yuttajak (THA)	*0	1	2	3	*4	5	6	6	*6	6	6	6	*7	8	9	10	11						
	COPOLA Gabriel (ARG)	0	0	*0	0	0	0	*0	1	2	3	*4	5	5	5	*5	5	5						
2	GLINBANCHEUN Yuttajak (THA)	0	0	*1	2	2	2	*3	4	4	5	*5	5	6	6	*7	7	8	8	*9	10	10	*11	12
	COPOLA Gabriel (ARG)	*0	1	1	1	*2	3	3	3	*4	4	5	6	*6	7	7	8	*8	9	9	9	*10	10	10
3	GLINBANCHEUN Yuttajak (THA)	*0	0	1	2	*2	3	4	5	*5	6	7	8	*8	9	9	10	*10	11					
	COPOLA Gabriel (ARG)	0	1	*1	1	2	2	*2	2	3	3	*3	3	4	4	*5	5	6	6					

**Note:**  
The "Greatest deficit overcome" only applies when the player ends up winning the game.

**Legend:**  
\* Server  
No. Number



## Match Results

Résultats du match

QUIJADA Roberto (VEN) **0 - 3** ZHAI Xiang (CHN)

Game Summary		Match	Game 1	Game 2	Game 3	Game 4	Game 5
QUIJADA Roberto	VEN	0	3	4	10		
ZHAI Xiang	CHN	3	11	11	12		
Duration:		18min	4min	5min	8min		

Match No.: 10 Table: 4

Umpires: RUANGVIRIYACHAI Pairuch (THA) VASINOVA Karina (CZE)

Player Statistics	QUIJADA Roberto (VEN)					Match	ZHAI Xiang (CHN)					Match	
	Game						Match	Game					
	1	2	3	4	5			1	2	3	4		5
Points won	3	4	10			17	11	11	12			34	
Biggest lead	-	1	4			4	8	7	2			8	
Points won on own serve	0	3	6			9	5	6	7			18	
Points lost on own serve	6	5	5			16	3	1	4			8	
Most consecutive points won	1	1	4			4	4	6	4			6	
Greatest deficit overcome	-	-	-			-	-	1	4			4	

Game/Match Statistics	Game					Match
	1	2	3	4	5	
Longest rally (strokes)	11	13	20			20
Average rally	5	6	6			6

### Game Progress

1 QUIJADA Roberto (VEN)	0	0	*1	1	1	1	*2	2	2	2	*3	3	3	3	3
ZHAI Xiang (CHN)	*0	1	1	2	*3	4	4	5	*6	7	7	8	*9	10	11
2 QUIJADA Roberto (VEN)	*0	1	1	1	*1	2	2	3	*3	4	4	4	*4	4	4
ZHAI Xiang (CHN)	0	0	*1	2	3	3	*4	4	5	5	*6	7	8	9	*10
3 QUIJADA Roberto (VEN)	0	1	*2	3	4	4	*5	5	6	6	*6	7	7	7	*7
ZHAI Xiang (CHN)	*0	0	0	0	*0	1	1	2	*2	3	4	4	*5	6	7

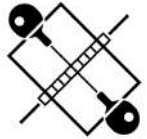
### Note:

The "Greatest deficit overcome" only applies when the player ends up winning the game.

### Legend:

\* Server

No. Number



### Match Results

Résultats du match

**MERRIEN Florian (FRA) 3 - 1 BAEK Youngbok (KOR)**

Game Summary		Match	Game 1	Game 2	Game 3	Game 4	Game 5
<b>MERRIEN Florian</b>	FRA	3	8	11	11	11	
<b>BAEK Youngbok</b>	KOR	1	11	7	7	5	
Duration:		29min	7min	6min	7min	7min	

Match No.: 11 Table: 4

Umpires: ABDULLAH Diana (MAS) KLECKER Roman (CZE)

Player Statistics	MERRIEN Florian (FRA)					Match	BAEK Youngbok (KOR)					Match
	Game						Game					
	1	2	3	4	5		1	2	3	4	5	
Points won	8	11	11	11		41	11	7	7	5		30
Biggest lead	-	4	4	6		6	4	1	3	1		4
Points won on own serve	3	6	5	6		20	5	3	4	3		15
Points lost on own serve	6	4	3	2		15	5	5	6	5		21
Most consecutive points won	2	2	7	6		7	2	1	7	1		7
Greatest deficit overcome	-	1	3	1		3	-	-	-	-		-

Game/Match Statistics	Game					Match
	1	2	3	4	5	
Longest rally (strokes)	14	13	9	11		14
Average rally	6	6	4	4		5

#### Game Progress

1	MERRIEN Florian (FRA)	0	0	*0	1	1	1	*2	2	3	3	*4	4	4	5	*6	6	7	8	*8	8
	<b>BAEK Youngbok (KOR)</b>	*0	1	2	2	*3	4	4	5	*5	6	6	7	*8	8	8	9	*9	9	10	11
2	MERRIEN Florian (FRA)	*0	0	1	1	*2	3	3	4	*4	5	5	6	*7	7	8	9	*9	10	11	
	BAEK Youngbok (KOR)	0	1	*1	2	2	2	*3	3	4	4	*5	5	5	6	*6	6	7	7	7	
3	MERRIEN Florian (FRA)	0	1	*2	3	4	4	*4	4	4	4	*4	4	5	6	*7	8	9	10	11	
	BAEK Youngbok (KOR)	*0	0	0	0	*0	1	2	3	*4	5	6	7	*7	7	7	7	*7	7	7	
4	MERRIEN Florian (FRA)	*0	0	1	1	*2	2	3	4	*5	6	7	8	*8	9	10	10	11			
	BAEK Youngbok (KOR)	0	1	*1	2	2	3	*3	3	3	3	*3	3	4	4	*4	5	5			

**Note:**  
The "Greatest deficit overcome" only applies when the player ends up winning the game.

**Legend:**  
\* Server  
**No.** Number



**Match Results**  
Résultats du match

PETRUNIV VasyI (UKR) **1 - 3** SCHMIDBERGER Thomas (GER)

Game Summary		Match	Game 1	Game 2	Game 3	Game 4	Game 5
PETRUNIV VasyI	UKR	1	8	11	8	5	
SCHMIDBERGER Thomas	GER	3	11	8	11	11	
Duration:		28min	6min	7min	7min	5min	

Match No.: 12 Table: 2

Umpires: LONGEPE Louis Jean (FRA) LEONG Amanda Pei San (SGP)

Player Statistics	PETRUNIV VasyI (UKR)					Match	SCHMIDBERGER Thomas (GER)					Match
	Game						Game					
	1	2	3	4	5		1	2	3	4	5	
Points won	8	11	8	5		32	11	8	11	11		41
Biggest lead	1	5	3	1		5	4	-	3	7		7
Points won on own serve	5	5	4	3		17	7	3	6	6		22
Points lost on own serve	4	5	5	5		19	3	6	4	2		15
Most consecutive points won	2	4	5	2		5	5	3	5	5		5
Greatest deficit overcome	-	-	-	-		-	1	-	3	1		3

Game/Match Statistics	Game					Match
	1	2	3	4	5	
Longest rally (strokes)	8	10	6	6		10
Average rally	4	6	4	4		4

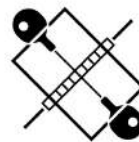
**Game Progress**

1	PETRUNIV VasyI (UKR)	0	1	*1	1	1	1	*1	2	3	3	*4	5	5	6	*6	7	8	8	*8	8
	SCHMIDBERGER Thomas (GER)	*0	0	1	2	*3	4	5	5	*5	6	6	6	*7	7	8	8	*8	9	10	11
2	PETRUNIV VasyI (UKR)	*0	1	2	2	*3	4	5	6	*6	6	6	7	*8	9	9	10	*10	10	10	11
	SCHMIDBERGER Thomas (GER)	0	0	*0	1	1	1	*1	1	2	3	*4	4	4	4	*5	5	6	7	*8	8
3	PETRUNIV VasyI (UKR)	0	0	*0	1	1	2	*3	4	5	6	*6	6	7	7	*7	7	7	7	*8	8
	SCHMIDBERGER Thomas (GER)	*0	1	2	2	*3	3	3	3	*3	3	4	5	*5	6	7	8	*9	10	10	11
4	PETRUNIV VasyI (UKR)	*0	1	1	1	*1	1	2	2	*3	3	3	3	*3	3	4	5				5
	SCHMIDBERGER Thomas (GER)	0	0	*1	2	3	4	*4	5	5	6	*7	8	9	10	*10	10	11			

**Note:**  
The "Greatest deficit overcome" only applies when the player ends up winning the game.

**Legend:**  
\* Server **No.** Number





Match Results

Résultats du match

FENG Panfeng (CHN) 3 - 1 BRUECHLE Thomas (GER)

Game Summary		Match	Game 1	Game 2	Game 3	Game 4	Game 5
FENG Panfeng	CHN	3	12	7	11	11	
BRUECHLE Thomas	GER	1	10	11	9	7	
Duration:		33min	8min	8min	9min	7min	

Match No.: 13 Table: 2

Umpires: SIMON Jacky (FRA) GHACHEM Najeh (TUN)

Player Statistics	FENG Panfeng (CHN)					Match	BRUECHLE Thomas (GER)					Match
	Game						Game					
	1	2	3	4	5		1	2	3	4	5	
Points won	12	7	11	11		41	10	11	9	7		37
Biggest lead	2	1	5	6		6	4	4	1	-		4
Points won on own serve	6	2	4	7		19	5	5	3	6		19
Points lost on own serve	5	6	6	1		18	6	5	7	4		22
Most consecutive points won	4	3	3	4		4	4	3	3	2		4
Greatest deficit overcome	4	-	1	-		4	-	1	-	-		1

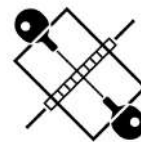
Game/Match Statistics	Game				Match
	1	2	3	4	
Longest rally (strokes)	12	23	17	12	23
Average rally	6	7	8	6	7

Game Progress

1 FENG Panfeng (CHN)	*0	1	1	1	*1	1	2	2	*2	3	4	5	*6	6	7	8	*9	9	9	10	*10	11	12
BRUECHLE Thomas (GER)	0	0	*1	2	3	4	*4	5	6	6	*6	6	6	7	*7	7	7	8	*9	9	10	*10	10
2 FENG Panfeng (CHN)	0	1	*1	1	1	2	*2	2	2	3	*4	5	5	6	*6	6	7	7	7				
BRUECHLE Thomas (GER)	*0	0	1	2	*3	3	4	5	*6	6	6	6	*7	7	8	9	*9	10	11				
3 FENG Panfeng (CHN)	*0	0	1	2	*3	3	4	5	*6	6	7	8	*8	8	8	9	*9	9	10	10	11		
BRUECHLE Thomas (GER)	0	1	*1	1	1	2	*2	2	2	3	*3	3	4	5	*6	6	7	8	*8	9	9		
4 FENG Panfeng (CHN)	0	1	*2	3	4	4	*4	5	6	7	*7	8	9	9	*9	10	10	10	11				
BRUECHLE Thomas (GER)	*0	0	0	0	*0	1	2	2	*2	2	3	3	*3	4	5	5	*6	7	7				

Note: The "Greatest deficit overcome" only applies when the player ends up winning the game.

Legend: \* Server No. Number



**Match Results**  
Résultats du match

**JANG Yeongjin (KOR) 3 - 2 van EMBURGH Jenson (USA)**

Game Summary		Match	Game 1	Game 2	Game 3	Game 4	Game 5
JANG Yeongjin	KOR	3	11	6	11	8	11
van EMBURGH Jenson	USA	2	8	11	7	11	9
Duration:		33min	5min	5min	6min	7min	7min

Match No.: 14 Table: 6

Umpires: RUANGVIRIYACHAI Pairuch (THA) ABDELAZIZ Lamia (EGY)

Player Statistics	JANG Yeongjin (KOR)						van EMBURGH Jenson (USA)					
	Game					Match	Game					Match
	1	2	3	4	5		1	2	3	4	5	
Points won	11	6	11	8	11	47	8	11	7	11	9	46
Biggest lead	3	-	4	2	2	4	2	5	1	4	4	5
Points won on own serve	6	4	5	6	6	27	5	6	4	7	5	27
Points lost on own serve	3	5	3	4	4	19	5	2	6	2	5	20
Most consecutive points won	5	2	3	2	4	5	4	4	3	4	5	5
Greatest deficit overcome	2	-	1	-	4	4	-	-	-	2	-	2

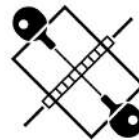
Game/Match Statistics	Game					Match
	1	2	3	4	5	
Longest rally (strokes)	12	10	11	12	18	18
Average rally	4	6	5	6	7	6

**Game Progress**

1	JANG Yeongjin (KOR)	0	1	*1	2	3	3	*4	4	5	5	*5	5	5	6	*6	7	8	9	*10	11	
	van EMBURGH Jenson (USA)	*0	0	1	1	*1	2	2	3	*3	4	5	6	*7	7	8	8	*8	8	8	8	
2	JANG Yeongjin (KOR)	*0	0	1	1	*2	2	3	3	*4	4	4	*4	5	6	6	*6	6				
	van EMBURGH Jenson (USA)	0	1	*1	2	2	3	*3	4	4	5	*6	7	8	8	*8	9	10	11			
3	JANG Yeongjin (KOR)	0	0	*1	2	3	3	*4	4	5	5	*5	5	6	7	*8	8	9	10	11		
	van EMBURGH Jenson (USA)	*0	1	1	1	*1	2	2	3	*3	4	5	6	*6	6	6	7	*7	7	7		
4	JANG Yeongjin (KOR)	*0	1	2	2	*3	3	3	3	*3	4	4	5	*5	6	6	6	*6	7	8	8	
	van EMBURGH Jenson (USA)	0	0	*0	1	1	2	*3	4	5	5	*6	6	7	7	*8	9	10	10	*10	11	
5	JANG Yeongjin (KOR)	0	1	*1	2	2	3	*3	3	3	3	*3	4	5	6	*7	7	8	9	*9	10	11
	van EMBURGH Jenson (USA)	*0	0	1	1	*2	2	3	4	*5	6	7	7	*7	7	7	8	*8	8	9	9	9

**Note:**  
The "Greatest deficit overcome" only applies when the player ends up winning the game.

**Legend:**  
\* Server  
No. Number



### Match Results

Résultats du match

**GLINBANCHEUN Yuttajak (THA) 3 - 0 ZHAI Xiang (CHN)**

Game Summary		Match	Game 1	Game 2	Game 3	Game 4	Game 5
GLINBANCHEUN Yuttajak	THA	3	13	11	11		
ZHAI Xiang	CHN	0	11	6	5		
	Duration:	18min	7min	5min	4min		

Match No.: 15 Table: 6

Umpires: COME Corinne (FRA) GULLBERG-HANSEN Jens (DEN)

Player Statistics	GLINBANCHEUN Yuttajak (THA)					Match	ZHAI Xiang (CHN)					Match
	Game						Game					
	1	2	3	4	5		1	2	3	4	5	
Points won	13	11	11			35	11	6	5			22
Biggest lead	5	5	6			6	1	-	2			2
Points won on own serve	6	5	3			14	5	3	0			8
Points lost on own serve	6	3	5			14	7	6	8			21
Most consecutive points won	6	4	6			6	6	2	2			6
Greatest deficit overcome	1	-	2			2	-	-	-			-

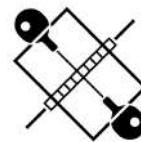
Game/Match Statistics	Game					Match
	1	2	3	4	5	
Longest rally (strokes)	18	12	22			22
Average rally	7	7	8			7

#### Game Progress

1	GLINBANCHEUN Yuttajak (THA)	*0	0	1	1	*2	3	4	5	*6	7	7	7	*8	9	9	10	*10	10	10	10	*10	10	*11	12	13
	ZHAI Xiang (CHN)	0	1	*1	2	2	2	*2	2	2	2	*3	4	4	4	*5	5	6	7	*8	9	10	*11	11	*11	11
2	GLINBANCHEUN Yuttajak (THA)	0	1	*1	2	3	3	*3	4	5	6	*7	7	7	8	*9	10	10	11							
	ZHAI Xiang (CHN)	*0	0	1	1	*1	2	3	3	*3	3	3	4	*5	5	5	5	*6	6							
3	GLINBANCHEUN Yuttajak (THA)	*0	0	0	1	*2	3	3	4	*5	6	7	8	*9	9	9	10	11								
	ZHAI Xiang (CHN)	0	1	*2	2	2	2	*3	3	3	3	*3	3	3	4	*5	5	5								

Note: The "Greatest deficit overcome" only applies when the player ends up winning the game.

Legend:  
\* Server      No. Number



**Match Results**  
Résultats du match

MERRIEN Florian (FRA) **0 - 3** SCHMIDBERGER Thomas (GER)

Game Summary		Match	Game 1	Game 2	Game 3	Game 4	Game 5
MERRIEN Florian	FRA	0	7	4	4		
SCHMIDBERGER Thomas	GER	3	11	11	11		
Duration:		14min	5min	4min	4min		

Match No.: 16 Table: 2

Umpires: GALLEGO David (COL) WHITAKER Jonathan (GBR)

Player Statistics	MERRIEN Florian (FRA)					Match	SCHMIDBERGER Thomas (GER)					Match
	Game						Game					
	1	2	3	4	5		1	2	3	4	5	
Points won	7	4	4			15	11	11	11			33
Biggest lead	1	-	-			1	4	7	8			8
Points won on own serve	2	2	1			5	5	5	5			15
Points lost on own serve	6	6	6			18	5	2	3			10
Most consecutive points won	1	1	2			2	3	5	8			8
Greatest deficit overcome	-	-	-			-	1	-	-			1

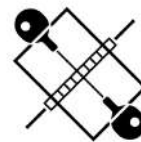
Game/Match Statistics	Game					Match
	1	2	3	4	5	
Longest rally (strokes)	13	16	8			16
Average rally	5	7	4			5

**Game Progress**

1	MERRIEN Florian (FRA)	0	1	*1	2	2	2	*3	3	4	4	*5	5	5	5	*6	6	6	7	7
	SCHMIDBERGER Thomas (GER)	*0	0	1	1	*2	3	3	4	*4	5	5	6	*7	8	8	9	*10	10	11
2	MERRIEN Florian (FRA)	*0	0	0	0	*1	1	2	2	*3	3	4	4	*4	4	4	4			
	SCHMIDBERGER Thomas (GER)	0	1	*2	3	3	4	*4	5	5	6	*6	7	8	9	*10	11			
3	MERRIEN Florian (FRA)	0	0	*1	1	1	1	*1	1	1	1	*1	2	2	3	*4	4			
	SCHMIDBERGER Thomas (GER)	*0	1	1	2	*3	4	5	6	*7	8	9	9	*10	10	10	11			

**Note:**  
The "Greatest deficit overcome" only applies when the player ends up winning the game.

**Legend:**  
\* Server **No.** Number



## Match Results

Résultats du match

FENG Panfeng (CHN) 3 - 0 JANG Yeongjin (KOR)

Game Summary		Match	Game 1	Game 2	Game 3	Game 4	Game 5
FENG Panfeng	CHN	3	11	11	11		
JANG Yeongjin	KOR	0	9	4	9		
Duration:		22min	7min	5min	9min		

Match No.: 17 Table: 2  
Umpires: PARMENTELAT Tamara (FRA) de HAUTECLOCQUE Donatien (FRA)

Player Statistics	FENG Panfeng (CHN)					Match	JANG Yeongjin (KOR)					Match
	Game						Game					
	1	2	3	4	5		1	2	3	4	5	
Points won	11	11	11			33	9	4	9			22
Biggest lead	3	7	2			7	1	1	3			3
Points won on own serve	6	6	7			19	5	3	6			14
Points lost on own serve	4	1	3			8	5	5	4			14
Most consecutive points won	4	5	4			5	3	2	3			3
Greatest deficit overcome	1	1	3			3	-	-	-			-

Game/Match Statistics	Game					Match
	1	2	3	4	5	
Longest rally (strokes)	16	15	23			23
Average rally	7	7	7			7

### Game Progress

1 FENG Panfeng (CHN)	*0	0	1	2	*2	3	4	4	*5	5	5	5	*6	7	8	9	*9	10	10	10	11
JANG Yeongjin (KOR)	0	1	*1	1	2	2	*2	3	3	4	*5	6	6	6	*6	6	7	7	*8	9	9
2 FENG Panfeng (CHN)	0	0	*1	2	3	4	*4	5	6	7	*8	9	9	9	*10	11					
JANG Yeongjin (KOR)	*0	1	1	1	*1	1	2	2	*2	2	2	2	*3	4	4	4					
3 FENG Panfeng (CHN)	*0	0	1	1	*1	2	2	2	*3	4	5	6	*6	7	7	7	*7	8	9	10	11
JANG Yeongjin (KOR)	0	1	*1	2	3	3	*4	5	5	5	*5	5	6	6	*7	8	9	9	*9	9	9

**Note:**  
The "Greatest deficit overcome" only applies when the player ends up winning the game.

**Legend:**  
\* Server  
No. Number



**Match Results**  
Résultats du match

GLINBANCHEUN Yuttajak (THA) **0 - 3** SCHMIDBERGER Thomas (GER)

Game Summary		Match	Game 1	Game 2	Game 3	Game 4	Game 5
GLINBANCHEUN Yuttajak	THA	0	4	8	8		
SCHMIDBERGER Thomas	GER	3	11	11	11		
Duration:		19min	5min	6min	7min		

Match No.: 18 Table: 2

Umpires: GULLBERG-HANSEN Jens (DEN) SIMON Jacky (FRA)

Player Statistics	GLINBANCHEUN Yuttajak (THA)					Match	SCHMIDBERGER Thomas (GER)					Match
	Game						Game					
	1	2	3	4	5		1	2	3	4	5	
Points won	4	8	8			20	11	11	11			33
Biggest lead	-	2	2			2	7	3	3			7
Points won on own serve	1	6	6			13	4	8	7			19
Points lost on own serve	7	3	4			14	3	2	2			7
Most consecutive points won	2	3	2			3	4	3	3			4
Greatest deficit overcome	-	-	-			-	-	2	2			2

Game/Match Statistics	Game					Match
	1	2	3	4	5	
Longest rally (strokes)	15	10	9			15
Average rally	6	5	5			5

**Game Progress**

1	GLINBANCHEUN Yuttajak (THA)	*0	0	0	1	*1	1	1	2	*2	2	2	2	*3	4	4	4	4			
	SCHMIDBERGER Thomas (GER)	0	1	*2	2	3	4	*5	5	6	7	*8	9	9	9	*10	11				
2	GLINBANCHEUN Yuttajak (THA)	0	0	*0	1	2	2	*3	4	5	5	*5	6	6	6	*7	7	8	8	*8	8
	SCHMIDBERGER Thomas (GER)	*0	1	2	2	*2	3	3	3	*3	4	5	5	*6	7	7	8	*8	9	10	11
3	GLINBANCHEUN Yuttajak (THA)	*0	1	2	2	*2	3	4	4	*4	4	5	5	*5	6	6	7	*8	8	8	8
	SCHMIDBERGER Thomas (GER)	0	0	*0	1	2	2	*2	3	4	5	*5	6	7	7	*8	8	8	9	*10	11

**Note:**  
The "Greatest deficit overcome" only applies when the player ends up winning the game.

**Legend:**  
\* Server **No.** Number



**Match Results**  
Résultats du match

**FENG Panfeng (CHN) 3 - 0 SCHMIDBERGER Thomas (GER)**

Game Summary		Match	Game 1	Game 2	Game 3	Game 4	Game 5
<b>FENG Panfeng</b>	CHN	<b>3</b>	11	11	11		
SCHMIDBERGER Thomas	GER	<b>0</b>	2	7	7		
Duration:		<b>18min</b>	5min	5min	7min		

Match No.: 19 Table: 2

Umpires: KLECKER Roman (CZE) REZAIE JAHDKON Simin (IRI)

Player Statistics	FENG Panfeng (CHN)					Match	SCHMIDBERGER Thomas (GER)					Match
	Game						Game					
	1	2	3	4	5		1	2	3	4	5	
Points won	11	11	11			<b>33</b>	2	7	7			<b>16</b>
Biggest lead	9	4	4			<b>9</b>	-	3	4			<b>4</b>
Points won on own serve	6	6	7			<b>19</b>	1	5	4			<b>10</b>
Points lost on own serve	1	2	3			<b>6</b>	5	5	4			<b>14</b>
Most consecutive points won	6	6	6			<b>6</b>	1	3	4			<b>4</b>
Greatest deficit overcome	-	3	4			<b>4</b>	-	-	-			-

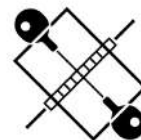
Game/Match Statistics	Game					Match
	1	2	3	4	5	
Longest rally (strokes)	28	18	17			<b>28</b>
Average rally	8	5	8			<b>7</b>

**Game Progress**

1 <b>FENG Panfeng (CHN)</b>	*0	1	2	2	*3	4	5	6	*7	8	8	9	*10	<b>11</b>					
SCHMIDBERGER Thomas (GER)	0	0	*0	1	1	1	*1	1	1	1	*2	2	2	<b>2</b>					
2 <b>FENG Panfeng (CHN)</b>	0	0	*0	0	1	1	*2	3	4	5	*6	7	7	7	*8	9	10	10	<b>11</b>
SCHMIDBERGER Thomas (GER)	*0	1	2	3	*3	4	4	4	*4	4	4	4	*5	6	6	6	*6	7	7
3 <b>FENG Panfeng (CHN)</b>	*0	0	1	1	*2	2	2	2	*2	3	4	5	*6	7	8	8	*9	10	<b>11</b>
SCHMIDBERGER Thomas (GER)	0	1	*1	2	2	3	*4	5	6	6	*6	6	6	6	*6	7	7	7	7

**Note:**  
The "Greatest deficit overcome" only applies when the player ends up winning the game.

**Legend:**  
\* Server **No.** Number



### Player Statistics

Statistiques du joueur

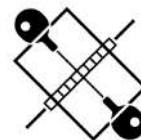
As of THU 5 SEP 2024

Name	NPC Code	Matches			Games			Points Won				Points Lost				Average Match Duration
		Played	Won	%Won	Played	Won	%Won	Total	Own Serve	Most Consecutive	Greatest Deficit Overcome	Total	Own Serve	Most Consecutive	Greatest Lead Lost	
BAEK Youngbok	KOR	2	1	50%	7	4	57%	63	31	7	2	58	29	7	3	23min
BRUECHLE Thomas	GER	2	1	50%	7	4	57%	70	38	5	3	61	30	4	4	27min
CHEN Jessy	AUS	1	0	0%	3	0	0%	17	9	3	0	33	17	5	2	16min
COPOLA Gabriel	ARG	1	0	0%	3	0	0%	21	12	5	0	34	15	6	1	18min
FENG Panfeng	CHN	4	4	100%	13	12	92%	140	75	7	4	93	41	4	1	25min
GLINBANCHEUN Yuttajak	THA	3	2	67%	9	6	67%	89	46	6	2	76	37	6	2	18min
JANG Yeongjin	KOR	3	2	67%	12	6	50%	108	63	8	6	110	47	8	3	26min
JUDGE Colin	IRL	1	0	0%	3	0	0%	18	9	4	0	33	15	7	2	28min
MERRIEN Florian	FRA	2	1	50%	7	3	43%	56	25	7	3	63	33	8	1	22min
NALEPKA Maciej	POL	2	1	50%	8	4	50%	76	44	8	3	73	29	8	6	26min
NOEL Sylvain	FRA	1	0	0%	4	1	25%	31	17	5	1	41	20	5	4	27min
OHGREN Alexander	SWE	1	0	0%	3	0	0%	31	18	6	0	38	17	4	3	23min
PETRUNIV Vasyi	UKR	1	0	0%	4	1	25%	32	17	5	0	41	19	5	3	28min
QUIJADA Roberto	VEN	2	1	50%	6	3	50%	52	27	5	5	58	28	6	4	21min
RAMADAN Khaled	EGY	1	0	0%	4	1	25%	34	22	6	5	45	18	4	3	28min
RODRIGUEZ Eder	ESP	2	1	50%	6	3	50%	58	33	4	3	64	27	6	3	22min
SCHMIDBERGER Thomas	GER	4	3	75%	13	9	69%	123	66	8	3	100	46	6	4	20min
SVATOS Petr	CZE	1	0	0%	3	0	0%	24	12	4	0	35	17	5	5	23min
van EMBURGH Jenson	USA	2	1	50%	9	5	56%	87	48	5	4	78	34	5	4	30min
ZHAI Xiang	CHN	2	1	50%	6	3	50%	56	26	6	4	52	29	6	2	18min

**Note:**

The "Greatest deficit overcome" only applies when the player ends up winning the game and "Greatest lead lost" only when losing.





### Tournament Statistics

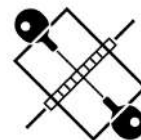
Statistiques du tournoi

As of THU 5 SEP 2024

Statistics	Round of 32	Round of 16	Quarterfinals	Semifinals	Finals	Total
<b>Matches</b> Total	4	8	4	2	1	19
Game Margin: 3:0	3 75%	4 50%	2 50%	2 100%	1 100%	12 63%
3:1	1 25%	4 50%	1 25%			6 32%
3:2			1 25%			1 5%
Invalid Results Mark						
Duration: Total	1h30min	3h11min	1h38min	41min	18min	7h18min
Longest	28min	29min	33min	22min	18min	33min
Shortest	16min	18min	14min	19min	18min	14min
Average	23min	24min	25min	21min	18min	23min
<b>Games</b> Total	13	28	15	6	3	65
Point Margin: 11						
10						
9					1 33%	1 2%
8		3 11%				3 5%
7	1 8%	2 7%	2 13%	2 33%		7 11%
6	3 23%	4 14%	1 7%			8 12%
5	1 8%	4 14%	2 13%			7 11%
4	1 8%	3 11%	4 27%		2 67%	10 15%
3	1 8%	8 29%	2 13%	2 33%		13 20%
2	6 46%	4 14%	4 27%	2 33%		16 25%
Invalid Results Mark						
Duration: Total	1h23min	2h56min	1h31min	39min	17min	6h46min
Longest	9min	10min	9min	9min	7min	10min
Shortest	4min	4min	4min	5min	5min	4min
Average	6min	6min	6min	7min	6min	6min
<b>Points</b> Total	257	496	276	108	49	1186
Per game	19.77	17.71	18.40	18.00	16.33	18.25
Most consecutive won	6	8	8	5	6	8
Greatest deficit overcome	5	6	4	3	4	6
Longest rally	16	37	23	23	28	37
Average rally	4	6	6	6	7	5

**Note:**

The "Greatest deficit overcome" only applies when the player ends up winning the game.

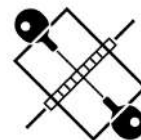


**Entry List by Event**  
Liste d'inscriptions par épreuve  
As of SAT 24 AUG 2024

NPC	Name	Date of Birth	Qualification Pathway	World Ranking
<b>AUS - Australia</b>	ADDIS Christopher	8 SEP 1988	CQ	16
<b>CHI - Chile</b>	RODRIGUEZ Maximiliano	12 JUL 1990	CQ	15
<b>CZE - Czechia</b>	NACHAZEL Filip	26 JUN 1980	QR	8
<b>ESP - Spain</b>	LOPEZ Francisco Javier	28 NOV 1982	QR	9
<b>FRA - France</b>	MARTIN Emeric	26 JUN 1973	QR	13
	THOMAS Maxime	17 DEC 1983	QR	6
<b>JPN - Japan</b>	SAITO Genki	9 JUL 2001	QT	12
	SHICHINO Kazuki	2 NOV 1998	QR	5
<b>KOR - Republic of Korea</b>	KIM Jung-Gil	28 MAY 1986	QR	4
	KIM Young-Gun	24 NOV 1984	QR	2
<b>NGR - Nigeria</b>	OGUNKUNLE Isau	10 FEB 1986	CQ	14
<b>SVK - Slovakia</b>	MIHALIK Peter	30 SEP 1976	QI	11
	TRAVNICEK Boris	19 MAY 1998	QR	10
<b>THA - Thailand</b>	CHAIWUT Wanchai	6 MAR 1989	CQ	1
<b>TUR - Türkiye</b>	OZTURK Abdullah	1 OCT 1989	CQ	3
	TURAN Nesim	2 MAR 1992	QR	7

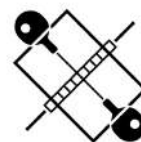
**Legend:**

<b>CQ</b>	Continental Qualification	<b>QI</b>	Qualified by Invitation	<b>QR</b>	World Ranking
<b>QT</b>	Qualification Tournament				



**Draw**  
Tableau d'élimination

Round of 16	NPC Code	Quarterfinals	NPC Code	Semifinals	NPC Code	Finals	NPC Code	Final Ranking																																																			
CHAIWUT Wanchai	THA	CHAIWUT Wanchai	THA	CHAIWUT Wanchai	THA	CHAIWUT Wanchai	THA	<table border="0"> <tr> <td><b>Rank</b></td> <td><b>Name</b></td> <td><b>NPC Code</b></td> </tr> <tr> <td>1</td> <td>KIM Young-Gun</td> <td>KOR</td> </tr> <tr> <td>2</td> <td>CHAIWUT Wanchai</td> <td>THA</td> </tr> <tr> <td>3</td> <td>KIM Jung-Gil</td> <td>KOR</td> </tr> <tr> <td>3</td> <td>OGUNKUNLE Isau</td> <td>NGR</td> </tr> <tr> <td>5</td> <td>SHICHINO Kazuki</td> <td>JPN</td> </tr> <tr> <td>5</td> <td>THOMAS Maxime</td> <td>FRA</td> </tr> <tr> <td>5</td> <td>TRAVNICEK Boris</td> <td>SVK</td> </tr> <tr> <td>5</td> <td>TURAN Nesim</td> <td>TUR</td> </tr> <tr> <td>9</td> <td>ADDIS Christopher</td> <td>AUS</td> </tr> <tr> <td>9</td> <td>LOPEZ FJ</td> <td>ESP</td> </tr> <tr> <td>9</td> <td>MARTIN Emeric</td> <td>FRA</td> </tr> <tr> <td>9</td> <td>MIHALIK Peter</td> <td>SVK</td> </tr> <tr> <td>9</td> <td>NACHAZEL Filip</td> <td>CZE</td> </tr> <tr> <td>9</td> <td>OZTURK Abdullah</td> <td>TUR</td> </tr> <tr> <td>9</td> <td>RODRIGUEZ M</td> <td>CHI</td> </tr> <tr> <td>9</td> <td>SAITO Genki</td> <td>JPN</td> </tr> </table>	<b>Rank</b>	<b>Name</b>	<b>NPC Code</b>	1	KIM Young-Gun	KOR	2	CHAIWUT Wanchai	THA	3	KIM Jung-Gil	KOR	3	OGUNKUNLE Isau	NGR	5	SHICHINO Kazuki	JPN	5	THOMAS Maxime	FRA	5	TRAVNICEK Boris	SVK	5	TURAN Nesim	TUR	9	ADDIS Christopher	AUS	9	LOPEZ FJ	ESP	9	MARTIN Emeric	FRA	9	MIHALIK Peter	SVK	9	NACHAZEL Filip	CZE	9	OZTURK Abdullah	TUR	9	RODRIGUEZ M	CHI	9	SAITO Genki	JPN
<b>Rank</b>	<b>Name</b>	<b>NPC Code</b>																																																									
1	KIM Young-Gun	KOR																																																									
2	CHAIWUT Wanchai	THA																																																									
3	KIM Jung-Gil	KOR																																																									
3	OGUNKUNLE Isau	NGR																																																									
5	SHICHINO Kazuki	JPN																																																									
5	THOMAS Maxime	FRA																																																									
5	TRAVNICEK Boris	SVK																																																									
5	TURAN Nesim	TUR																																																									
9	ADDIS Christopher	AUS																																																									
9	LOPEZ FJ	ESP																																																									
9	MARTIN Emeric	FRA																																																									
9	MIHALIK Peter	SVK																																																									
9	NACHAZEL Filip	CZE																																																									
9	OZTURK Abdullah	TUR																																																									
9	RODRIGUEZ M	CHI																																																									
9	SAITO Genki	JPN																																																									
ADDIS Christopher	AUS	3-0 (11:2, 11:4, 11:6)		3-1 (12:10, 6:11, 11:7, 11:8)		3-2 (11:8, 5:11, 11:4, 9:11, 11:9)																																																					
MARTIN Emeric	FRA	SHICHINO Kazuki	JPN	3-1 (7:11, 11:5, 11:5, 11:6)		3-1 (9:11, 11:5, 11:4, 13:11)																																																					
SHICHINO Kazuki	JPN	3-0 (12:10, 11:8, 11:6)		3-1 (13:11, 11:2, 7:11, 11:9)		3-1 (11:8, 6:11, 11:7, 12:10)																																																					
TURAN Nesim	TUR	TURAN Nesim	TUR	OGUNKUNLE Isau	NGR	OGUNKUNLE Isau	NGR																																																				
RODRIGUEZ M	CHI	3-1 (11:13, 11:6, 11:4, 12:10)		3-1 (9:11, 11:5, 11:9, 11:6)		3-1 (11:9, 11:7, 13:11)																																																					
MIHALIK Peter	SVK	KIM Jung-Gil	KOR	THOMAS Maxime	FRA	THOMAS Maxime	FRA																																																				
KIM Jung-Gil	KOR	3-1 (13:11, 11:2, 7:11, 11:9)		3-0 (11:7, 11:8, 11:5)		3-1 (11:8, 11:3, 13:11)																																																					
OZTURK Abdullah	TUR	OGUNKUNLE Isau	NGR	KIM Young-Gun	KOR	3-0 (11:8, 11:3, 13:11)																																																					
OGUNKUNLE Isau	NGR	3-1 (6:11, 11:6, 11:7, 12:10)		3-1 (11:8, 6:11, 11:7, 12:10)																																																							
SAITO Genki	JPN	OGUNKUNLE Isau	NGR																																																								
THOMAS Maxime	FRA	3-1 (9:11, 11:5, 11:9, 11:6)																																																									
NACHAZEL Filip	CZE	KIM Young-Gun	KOR																																																								
TRAVNICEK Boris	SVK	3-0 (11:9, 11:7, 13:11)																																																									
LOPEZ FJ	ESP	KIM Young-Gun	KOR																																																								
KIM Young-Gun	KOR	3-0 (11:8, 11:3, 13:11)																																																									



## Match Results

Résultats du match

CHAIWUT Wanchai (THA) 3 - 0 ADDIS Christopher (AUS)

Game Summary		Match	Game 1	Game 2	Game 3	Game 4	Game 5
CHAIWUT Wanchai	THA	3	11	11	11		
ADDIS Christopher	AUS	0	2	4	6		
Duration:		13min	4min	5min	5min		

Match No.: 1 Table: 6

Umpires: de HAUTECLOCQUE Donatien (FRA) COME Corinne (FRA)

Player Statistics	CHAIWUT Wanchai (THA)					Match	ADDIS Christopher (AUS)					Match
	Game						Game					
	1	2	3	4	5		1	2	3	4	5	
Points won	11	11	11			33	2	4	6			12
Biggest lead	9	7	5			9	-	1	2			2
Points won on own serve	6	4	6			16	1	1	3			5
Points lost on own serve	1	3	3			7	5	7	5			17
Most consecutive points won	9	4	5			9	1	1	3			3
Greatest deficit overcome	-	1	2			2	-	-	-			-

Game/Match Statistics	Game					Match
	1	2	3	4	5	
Longest rally (strokes)	10	12	16			16
Average rally	4	5	5			5

### Game Progress

1	CHAIWUT Wanchai (THA)	*0	1	1	2	*3	4	5	6	*7	8	9	10	*10	11				
	ADDIS Christopher (AUS)	0	0	*1	1	1	1	*1	1	1	1	*1	1	2	2				
2	CHAIWUT Wanchai (THA)	0	0	*1	2	2	3	*4	4	5	6	*7	7	8	9	*10	11		
	ADDIS Christopher (AUS)	*0	1	1	1	*2	2	2	3	*3	3	3	4	*4	4	4	4		
3	CHAIWUT Wanchai (THA)	*0	1	1	1	*1	2	2	3	*4	4	5	6	*6	7	8	9	*10	11
	ADDIS Christopher (AUS)	0	0	*1	2	3	3	*4	4	4	5	*5	5	6	6	*6	6	6	6

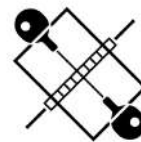
### Note:

The "Greatest deficit overcome" only applies when the player ends up winning the game.

### Legend:

\* Server

No. Number



**Match Results**  
Résultats du match

MARTIN Emeric (FRA) **0 - 3** SHICHINO Kazuki (JPN)

Game Summary		Match	Game 1	Game 2	Game 3	Game 4	Game 5
MARTIN Emeric	FRA	0	10	8	6		
SHICHINO Kazuki	JPN	3	12	11	11		
Duration:		26min	9min	8min	7min		

Match No.: 2 Table: 2

Umpires: VASINOVA Karina (CZE) RUANGVIRIYACHAI Pairuch (THA)

Player Statistics	MARTIN Emeric (FRA)					Match	SHICHINO Kazuki (JPN)					Match
	Game						Game					
	1	2	3	4	5		1	2	3	4	5	
Points won	10	8	6			24	12	11	11			34
Biggest lead	6	1	2			6	2	3	5			5
Points won on own serve	6	5	1			12	7	6	4			17
Points lost on own serve	5	5	7			17	4	3	5			12
Most consecutive points won	4	2	2			4	4	4	3			4
Greatest deficit overcome	-	-	-			-	6	1	2			6

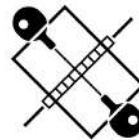
Game/Match Statistics	Game					Match
	1	2	3	4	5	
Longest rally (strokes)	12	9	15			15
Average rally	6	5	7			6

**Game Progress**

1	MARTIN Emeric (FRA)	0	1	*2	3	4	4	*5	6	7	7	*7	8	8	8	*8	9	9	9	*10	10	10	*10	10
	SHICHINO Kazuki (JPN)	*0	0	0	0	*0	1	1	1	*1	2	3	3	*4	5	6	6	*7	8	8	9	*10	11	12
2	MARTIN Emeric (FRA)	*0	1	1	2	*2	2	3	3	*3	4	5	5	*6	6	7	8	*8	8	8	8	8	8	8
	SHICHINO Kazuki (JPN)	0	0	*1	1	2	3	*3	4	5	5	*5	6	6	7	*7	7	8	9	*10	11			
3	MARTIN Emeric (FRA)	0	1	*2	2	2	2	*3	3	3	4	*4	5	5	5	*6	6	6	6	6	6	6	6	6
	SHICHINO Kazuki (JPN)	*0	0	0	1	*2	3	3	4	*5	5	6	6	*7	8	8	9	*10	11					

**Note:**  
The "Greatest deficit overcome" only applies when the player ends up winning the game.

**Legend:**  
\* Server **No.** Number



Match Results

Résultats du match

TURAN Nesim (TUR) 3 - 1 RODRIGUEZ Maximiliano (CHI)

Game Summary		Match	Game 1	Game 2	Game 3	Game 4	Game 5
TURAN Nesim	TUR	3	11	11	11	12	
RODRIGUEZ Maximiliano	CHI	1	13	6	4	10	
Duration:		35min	11min	7min	6min	10min	

Match No.: 3 Table: 6

Umpires: PARMENTELAT Tamara (FRA) LEMAN Jean Yves (FRA)

Player Statistics	TURAN Nesim (TUR)					Match	RODRIGUEZ Maximiliano (CHI)					Match	
	Game						Match	Game					
	1	2	3	4	5			1	2	3	4		5
Points won	11	11	11	12		45	13	6	4	10		33	
Biggest lead	3	5	7	3		7	2	-	-	2		2	
Points won on own serve	6	4	5	6		21	7	2	1	5		15	
Points lost on own serve	6	4	3	5		18	5	7	6	6		24	
Most consecutive points won	3	5	5	5		5	4	3	2	3		4	
Greatest deficit overcome	-	-	-	2		2	3	-	-	-		3	

Game/Match Statistics	Game					Match
	1	2	3	4	5	
Longest rally (strokes)	34	23	21	20		34
Average rally	10	8	8	7		9

Game Progress

1	TURAN Nesim (TUR)	*0	0	1	2	*2	3	4	5	*5	5	6	6	*7	7	7	7	*7	8	9	10	*10	10	*11	11	11
	RODRIGUEZ Maximiliano (CHI)	0	1	*1	1	2	2	*2	2	3	4	*4	5	5	6	*7	8	9	9	*9	9	10	*11	11	*12	13
2	TURAN Nesim (TUR)	0	1	*2	3	4	5	*5	6	6	7	*7	7	7	8	*9	10	10	11							
	RODRIGUEZ Maximiliano (CHI)	*0	0	0	0	*0	0	1	1	*2	2	3	4	*5	5	5	5	*6	6							
3	TURAN Nesim (TUR)	*0	1	2	2	*3	3	4	5	*6	6	6	7	*8	9	10	11									
	RODRIGUEZ Maximiliano (CHI)	0	0	*0	1	1	2	*2	2	2	3	*4	4	4	4	*4	4									
4	TURAN Nesim (TUR)	0	0	*1	1	1	2	*2	3	4	5	*6	7	7	7	*7	8	8	8	*9	9	10	*11	12		
	RODRIGUEZ Maximiliano (CHI)	*0	1	1	2	*3	3	4	4	*4	4	4	4	*5	6	7	7	*8	9	9	10	*10	10	10		

Note: The "Greatest deficit overcome" only applies when the player ends up winning the game.

Legend: \* Server No. Number



**Match Results**  
Résultats du match

MIHALIK Peter (SVK) **1 - 3** KIM Jung-Gil (KOR)

Game Summary		Match	Game 1	Game 2	Game 3	Game 4	Game 5
MIHALIK Peter	SVK	1	11	2	11	9	
KIM Jung-Gil	KOR	3	13	11	7	11	
Duration:		33min	9min	4min	7min	9min	

Match No.: 4 Table: 4

Umpires: PINKEWICH Marie (AUS) ABDELAZIZ Lamia (EGY)

Player Statistics	MIHALIK Peter (SVK)					Match	KIM Jung-Gil (KOR)					Match
	Game						Game					
	1	2	3	4	5		1	2	3	4	5	
Points won	11	2	11	9		33	13	11	7	11		42
Biggest lead	3	-	4	1		4	2	9	1	2		9
Points won on own serve	5	1	6	7		19	6	5	5	8		24
Points lost on own serve	7	6	2	3		18	6	1	5	2		14
Most consecutive points won	4	1	5	3		5	4	4	3	3		4
Greatest deficit overcome	-	-	1	-		1	3	-	-	1		3

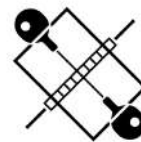
Game/Match Statistics	Game					Match
	1	2	3	4	5	
Longest rally (strokes)	17	16	19	27		27
Average rally	7	5	10	7		7

**Game Progress**

1	MIHALIK Peter (SVK)	0	0	*1	1	2	3	*4	4	4	4	*4	5	6	7	*8	8	9	10	*10	10	10	*10	11	*11	11
	KIM Jung-Gil (KOR)	*0	1	1	2	*2	2	2	3	*4	5	6	6	*6	6	6	7	*7	7	8	9	*10	11	*11	12	13
2	MIHALIK Peter (SVK)	*0	0	0	0	*1	1	1	1	*1	2	2	2	*2	2											
	KIM Jung-Gil (KOR)	0	1	*2	3	3	4	*5	6	7	7	*8	9	10	11											
3	MIHALIK Peter (SVK)	0	0	*1	2	3	3	*3	3	4	5	*6	7	8	8	*9	9	10	10	11						
	KIM Jung-Gil (KOR)	*0	1	1	1	*1	2	3	4	*4	4	4	4	*4	5	5	6	*6	7	7						
4	MIHALIK Peter (SVK)	*0	1	1	1	*1	2	3	3	*3	4	5	6	*6	6	7	7	*8	8	9	9	9	9			
	KIM Jung-Gil (KOR)	0	0	*1	2	3	3	*3	4	5	5	*5	5	6	7	*7	8	8	9	*9	10	11				

**Note:**  
The "Greatest deficit overcome" only applies when the player ends up winning the game.

**Legend:**  
\* Server **No.** Number



**Match Results**  
Résultats du match

OZTURK Abdullah (TUR) **1 - 3** OGUNKUNLE Isau (NGR)

Game Summary		Match	Game 1	Game 2	Game 3	Game 4	Game 5
OZTURK Abdullah	TUR	1	11	6	7	10	
OGUNKUNLE Isau	NGR	3	6	11	11	12	
Duration:		33min	6min	6min	8min	12min	

Match No.: 5 Table: 4

Umpires: GHACHEM Najeh (TUN) WILLIAMS Jackie (GBR)

Player Statistics	OZTURK Abdullah (TUR)					Match	OGUNKUNLE Isau (NGR)					Match
	Game						1	2	3	4	5	
	1	2	3	4	5							
Points won	11	6	7	10		34	6	11	11	12		40
Biggest lead	6	-	2	3		6	1	6	4	2		6
Points won on own serve	5	1	4	6		16	3	3	7	7		20
Points lost on own serve	3	8	4	5		20	6	5	3	4		18
Most consecutive points won	6	2	3	4		6	2	4	5	2		5
Greatest deficit overcome	1	-	-	-		1	-	-	2	3		3

Game/Match Statistics	Game					Match
	1	2	3	4	5	
Longest rally (strokes)	11	16	36	29		36
Average rally	5	7	11	12		9

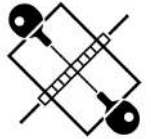
**Game Progress**

1	OZTURK Abdullah (TUR)	0	0	*1	2	3	4	*5	6	6	7	*7	8	9	9	*10	10	10	11
	OGUNKUNLE Isau (NGR)	*0	1	1	1	*1	1	1	1	*2	2	3	3	*3	4	4	5	*6	6
2	OZTURK Abdullah (TUR)	*0	0	0	1	*1	1	2	2	*2	2	2	3	*4	4	4	5	*6	6
	OGUNKUNLE Isau (NGR)	0	1	*2	2	3	4	*4	5	6	7	*8	8	8	9	*10	10	10	11
3	OZTURK Abdullah (TUR)	0	1	*1	2	2	2	*3	4	5	5	*5	5	6	7	*7	7	7	7
	OGUNKUNLE Isau (NGR)	*0	0	1	1	*2	3	3	3	*3	4	5	6	*6	6	7	8	*9	10
4	OZTURK Abdullah (TUR)	*0	0	1	2	*3	4	4	5	*5	5	6	6	*6	7	8	8	*8	9
	OGUNKUNLE Isau (NGR)	0	1	*1	1	1	1	*2	2	3	4	*4	5	6	6	*6	7	8	8

**Note:**  
The "Greatest deficit overcome" only applies when the player ends up winning the game.

**Legend:**  
\* Server **No.** Number




**Match Results**

Résultats du match

 SAITO Genki (JPN) **0 - 3** THOMAS Maxime (FRA)

Game Summary		Match	Game 1	Game 2	Game 3	Game 4	Game 5
SAITO Genki	JPN	0	7	8	5		
THOMAS Maxime	FRA	3	11	11	11		
Duration:		20min	5min	7min	6min		

Match No.: 6 Table: 2

Umpires: KLECKER Roman (CZE) ABDULLAH Diana (MAS)

Player Statistics	SAITO Genki (JPN)					Match	THOMAS Maxime (FRA)					Match
	Game						Game					
	1	2	3	4	5		1	2	3	4	5	
Points won	7	8	5			20	11	11	11			33
Biggest lead	-	1	-			1	8	3	8			8
Points won on own serve	4	5	4			13	5	7	7			19
Points lost on own serve	6	4	4			14	3	3	1			7
Most consecutive points won	5	4	3			5	6	3	6			6
Greatest deficit overcome	-	-	-			-	-	1	-			1

Game/Match Statistics	Game					Match
	1	2	3	4	5	
Longest rally (strokes)	19	9	14			19
Average rally	6	5	5			5

**Game Progress**

1 SAITO Genki (JPN)	*0	0	0	1	*1	1	1	1	*1	1	2	2	*2	3	4	5	*6	7	7	
THOMAS Maxime (FRA)	0	1	*2	2	3	4	*5	6	7	8	*8	9	10	10	*10	10	10	10	11	
2 SAITO Genki (JPN)	0	0	*0	1	2	2	*2	2	3	3	*4	5	6	7	*7	7	7	8	*8	8
THOMAS Maxime (FRA)	*0	1	2	2	*2	3	4	5	*5	6	6	6	*6	6	7	8	*9	9	10	11
3 SAITO Genki (JPN)	*0	0	1	1	*1	1	2	2	*2	2	2	2	*2	3	4	5	5			
THOMAS Maxime (FRA)	0	1	*1	2	3	4	*4	5	6	7	*8	9	10	10	*10	10	11			

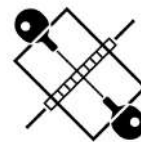
**Note:**

The "Greatest deficit overcome" only applies when the player ends up winning the game.

**Legend:**

\* Server

No. Number



**Match Results**  
Résultats du match

NACHAZEL Filip (CZE) **0 - 3** TRAVNICEK Boris (SVK)

Game Summary		Match	Game 1	Game 2	Game 3	Game 4	Game 5
NACHAZEL Filip	CZE	0	9	7	11		
TRAVNICEK Boris	SVK	3	11	11	13		
Duration:		28min	8min	7min	11min		

Match No.: 7 Table: 6

Umpires: BONG Mijung (KOR) KIVIMAKI Joonas (FIN)

Player Statistics	NACHAZEL Filip (CZE)					Match	TRAVNICEK Boris (SVK)					Match
	Game						Game					
	1	2	3	4	5		1	2	3	4	5	
Points won	9	7	11			27	11	11	13			35
Biggest lead	-	1	3			3	6	4	2			6
Points won on own serve	6	5	7			18	7	6	8			21
Points lost on own serve	4	5	5			14	3	2	4			9
Most consecutive points won	4	2	5			5	6	4	3			6
Greatest deficit overcome	-	-	-			-	-	1	3			3

Game/Match Statistics	Game					Match
	1	2	3	4	5	
Longest rally (strokes)	16	17	11			17
Average rally	5	4	5			5

**Game Progress**

1	NACHAZEL Filip (CZE)	0	0	*0	1	2	2	*2	2	2	2	*2	3	4	5	*5	5	6	7	*8	9	9				
	TRAVNICEK Boris (SVK)	*0	1	2	2	*2	3	4	5	*6	7	8	8	*8	8	9	10	*10	10	10	10	10	11			
2	NACHAZEL Filip (CZE)	*0	1	1	1	*1	1	2	3	*3	4	4	4	*5	5	6	6	*6	7	7						
	TRAVNICEK Boris (SVK)	0	0	*1	2	3	4	*4	4	5	5	*6	7	7	8	*8	9	10	10	11						
3	NACHAZEL Filip (CZE)	0	0	*0	1	1	2	*3	4	5	6	*6	6	7	7	*7	7	8	8	*9	10	10	*10	11	*11	11
	TRAVNICEK Boris (SVK)	*0	1	2	2	*3	3	3	3	*3	3	4	5	*5	6	7	8	*8	9	9	9	*10	11	*11	12	13

**Note:**  
The "Greatest deficit overcome" only applies when the player ends up winning the game.

**Legend:**  
\* Server **No.** Number



**Match Results**  
Résultats du match

LOPEZ Francisco Javier (ESP) **0 - 3** KIM Young-Gun (KOR)

Game Summary		Match	Game 1	Game 2	Game 3	Game 4	Game 5
LOPEZ Francisco Javier	ESP	0	8	3	11		
KIM Young-Gun	KOR	3	11	11	13		
Duration:		25min	8min	6min	11min		

Match No.: 8 Table: 4

Umpires: ABDELAZIZ Lamia (EGY) PINKEWICH Marie (AUS)

Player Statistics	LOPEZ Francisco Javier (ESP)					Match	KIM Young-Gun (KOR)					Match
	Game						Game					
	1	2	3	4	5		1	2	3	4	5	
Points won	8	3	11			22	11	11	13			35
Biggest lead	1	-	3			3	4	8	2			8
Points won on own serve	4	2	6			12	6	5	7			18
Points lost on own serve	5	6	6			17	4	1	5			10
Most consecutive points won	3	1	3			3	5	6	4			6
Greatest deficit overcome	-	-	-			-	1	-	3			3

Game/Match Statistics	Game					Match
	1	2	3	4	5	
Longest rally (strokes)	22	26	22			26
Average rally	7	8	6			7

**Game Progress**

1	LOPEZ Francisco Javier (ESP)	0	0	*1	2	2	3	*3	4	4	4	*4	4	4	5	*5	6	7	8	*8	8					
	KIM Young-Gun (KOR)	*0	1	1	1	*2	2	3	3	*4	5	6	7	*8	8	9	9	*9	9	10	11					
2	LOPEZ Francisco Javier (ESP)	*0	0	0	0	*0	0	0	1	*1	2	2	*2	3	3											
	KIM Young-Gun (KOR)	0	1	*2	3	4	5	*6	6	7	7	*8	9	10	10	11										
3	LOPEZ Francisco Javier (ESP)	0	1	*2	2	2	3	*4	5	5	5	*5	5	6	6	*7	8	9	9	*9	10	10	*10	11	*11	11
	KIM Young-Gun (KOR)	*0	0	0	1	*2	2	2	2	*3	4	5	6	*6	7	7	7	*7	8	9	9	*10	11	*11	12	13

**Note:**  
The "Greatest deficit overcome" only applies when the player ends up winning the game.

**Legend:**  
\* Server **No.** Number



## Match Results

Résultats du match

**CHAIWUT Wanchai (THA) 3 - 1 SHICHINO Kazuki (JPN)**

Game Summary		Match	Game 1	Game 2	Game 3	Game 4	Game 5
CHAIWUT Wanchai	THA	3	12	6	11	11	
SHICHINO Kazuki	JPN	1	10	11	7	8	
Duration:		34min	9min	6min	8min	8min	

Match No.: 9 Table: 4

Umpires: ROUSSET Isabelle (FRA) ABDELAZIZ Lamia (EGY)

Player Statistics	CHAIWUT Wanchai (THA)					Match	SHICHINO Kazuki (JPN)					Match
	Game						1	2	3	4	5	
	1	2	3	4	5							
Points won	12	6	11	11		40	10	11	7	8		36
Biggest lead	2	3	5	6		6	1	5	-	-		5
Points won on own serve	6	4	5	7		22	5	6	4	5		20
Points lost on own serve	5	5	3	3		16	6	2	6	4		18
Most consecutive points won	3	3	5	3		5	3	8	4	4		8
Greatest deficit overcome	1	-	-	-		1	-	3	-	-		3

Game/Match Statistics	Game					Match
	1	2	3	4	5	
Longest rally (strokes)	23	12	14	24		24
Average rally	7	5	7	6		6

### Game Progress

1 CHAIWUT Wanchai (THA)	0	1	*1	1	2	2	*3	4	5	5	*5	5	6	6	*7	8	8	9	*10	10	10	*11	12
SHICHINO Kazuki (JPN)	*0	0	1	2	*2	3	3	3	*3	4	5	6	*6	7	7	7	*8	8	8	9	*10	10	10
2 CHAIWUT Wanchai (THA)	*0	1	2	3	*3	4	4	5	*5	6	6	6	*6	6	6	6	*6	6					
SHICHINO Kazuki (JPN)	0	0	*0	0	1	1	*2	2	3	3	*4	5	6	7	*8	9	10	11					
3 CHAIWUT Wanchai (THA)	0	1	*2	3	4	5	*5	5	5	5	*6	7	7	7	*7	8	9	10	11				
SHICHINO Kazuki (JPN)	*0	0	0	0	*0	0	1	2	*3	4	4	4	*5	6	7	7	*7	7	7				
4 CHAIWUT Wanchai (THA)	*0	1	2	2	*3	4	5	5	*6	6	7	8	*8	9	10	10	*10	10	10	11			
SHICHINO Kazuki (JPN)	0	0	*0	1	1	1	*1	2	2	3	*3	3	4	4	*4	5	6	7	*8	8			

**Note:**  
The "Greatest deficit overcome" only applies when the player ends up winning the game.

**Legend:**  
\* Server  
No. Number



**Match Results**  
Résultats du match

TURAN Nesim (TUR) **1 - 3** KIM Jung-Gil (KOR)

Game Summary		Match	Game 1	Game 2	Game 3	Game 4	Game 5
TURAN Nesim	TUR	1	11	5	5	6	
KIM Jung-Gil	KOR	3	7	11	11	11	
Duration:		39min	9min	9min	10min	9min	

Match No.: 10 Table: 6

Umpires: WHITAKER Jonathan (GBR) KLECKER Roman (CZE)

Player Statistics	TURAN Nesim (TUR)					Match	KIM Jung-Gil (KOR)					Match
	Game						Game					
	1	2	3	4	5		1	2	3	4	5	
Points won	11	5	5	6		27	7	11	11	11		40
Biggest lead	4	-	-	1		4	-	6	6	5		6
Points won on own serve	5	3	2	3		13	2	6	5	6		19
Points lost on own serve	5	5	6	5		21	6	2	3	3		14
Most consecutive points won	3	1	2	2		3	2	3	5	4		5
Greatest deficit overcome	-	-	-	-		-	-	-	-	1		1

Game/Match Statistics	Game					Match
	1	2	3	4	5	
Longest rally (strokes)	64	54	108	51		108
Average rally	17	20	21	19		19

**Game Progress**

1	TURAN Nesim (TUR)	*0	1	1	2	*3	3	4	5	*5	5	6	7	*8	8	9	9	*10	10	11
	KIM Jung-Gil (KOR)	0	0	*1	1	1	2	*2	2	3	4	*4	4	4	5	*5	6	6	7	7
2	TURAN Nesim (TUR)	0	0	*1	1	1	2	*2	3	3	3	*3	4	4	4	*4	5	5		
	KIM Jung-Gil (KOR)	*0	1	1	2	*3	3	4	4	*5	6	7	7	*8	9	10	10	11		
3	TURAN Nesim (TUR)	*0	0	1	1	*2	2	2	2	*3	4	4	5	*5	5	5	5	5		
	KIM Jung-Gil (KOR)	0	1	*1	2	2	3	*4	5	5	5	*6	6	7	8	*9	10	11		
4	TURAN Nesim (TUR)	0	1	*1	2	2	2	*2	2	3	4	*4	4	5	5	*6	6	6	6	6
	KIM Jung-Gil (KOR)	*0	0	1	1	*2	3	4	5	*5	5	6	7	*7	8	8	9	*10	11	

**Note:**  
The "Greatest deficit overcome" only applies when the player ends up winning the game.

**Legend:**  
\* Server **No.** Number



**Match Results**  
Résultats du match

**OGUNKUNLE Isau (NGR) 3 - 1 THOMAS Maxime (FRA)**

Game Summary		Match	Game 1	Game 2	Game 3	Game 4	Game 5
OGUNKUNLE Isau	NGR	3	9	11	11	11	
THOMAS Maxime	FRA	1	11	5	9	6	
Duration:		28min	6min	5min	8min	7min	

Match No.: 11 Table: 2

Umpires: KIVIMAKI Joonas (FIN) WILLIAMS Jackie (GBR)

Player Statistics	OGUNKUNLE Isau (NGR)					Match	THOMAS Maxime (FRA)					Match
	Game						Game					
	1	2	3	4	5		1	2	3	4	5	
Points won	9	11	11	11		42	11	5	9	6		31
Biggest lead	-	6	4	6		6	4	-	1	-		4
Points won on own serve	3	6	8	7		24	4	3	7	4		18
Points lost on own serve	7	2	2	2		13	6	5	3	4		18
Most consecutive points won	4	5	3	4		5	3	3	5	3		5
Greatest deficit overcome	-	-	1	-		1	-	-	-	-		-

Game/Match Statistics	Game					Match
	1	2	3	4	5	
Longest rally (strokes)	16	16	15	9		16
Average rally	4	6	5	5		5

**Game Progress**

1	OGUNKUNLE Isau (NGR)	0	0	*1	1	1	2	*3	3	3	3	*4	4	5	5	*5	6	7	8	*9	9	9
	THOMAS Maxime (FRA)	*0	1	1	2	*3	3	3	4	*5	6	6	7	*7	8	9	9	*9	9	9	10	11
2	OGUNKUNLE Isau (NGR)	*0	1	2	2	*3	4	5	6	*7	7	8	8	*8	8	9	10	11				
	THOMAS Maxime (FRA)	0	0	*0	1	1	1	*1	1	1	2	*2	3	4	5	*5	5	5				
3	OGUNKUNLE Isau (NGR)	0	0	*1	2	3	3	*3	4	5	6	*6	7	8	8	*8	8	8	8	*9	10	11
	THOMAS Maxime (FRA)	*0	1	1	1	*1	2	3	3	*3	3	4	4	*4	5	6	7	*8	9	9	9	9
4	OGUNKUNLE Isau (NGR)	*0	1	2	3	*3	4	5	6	*7	7	7	7	*8	9	10	10	*10	11			
	THOMAS Maxime (FRA)	0	0	*0	0	1	1	*1	1	1	2	*3	4	4	4	*4	5	6	6			

**Note:**  
The "Greatest deficit overcome" only applies when the player ends up winning the game.

**Legend:**  
\* Server  
No. Number



**Match Results**  
Résultats du match

TRAVNICEK Boris (SVK) **1 - 3** KIM Young-Gun (KOR)

Game Summary		Match	Game 1	Game 2	Game 3	Game 4	Game 5
TRAVNICEK Boris	SVK	1	8	11	7	10	
KIM Young-Gun	KOR	3	11	6	11	12	
Duration:		37min	7min	7min	7min	13min	

Match No.: 12 Table: 6

Umpires: MIKITA Darek (CAN) LEONG Amanda Pei San (SGP)

Player Statistics	TRAVNICEK Boris (SVK)					Match	KIM Young-Gun (KOR)					Match
	Game						Game					
	1	2	3	4	5		1	2	3	4	5	
Points won	8	11	7	10		36	11	6	11	12		40
Biggest lead	-	5	-	1		5	6	-	5	5		6
Points won on own serve	3	5	4	5		17	4	3	5	6		18
Points lost on own serve	7	3	6	6		22	5	6	3	5		19
Most consecutive points won	4	4	2	5		5	4	2	5	6		6
Greatest deficit overcome	-	-	-	-		-	-	-	-	1		1

Game/Match Statistics	Game				Match
	1	2	3	4	
Longest rally (strokes)	26	20	25	43	43
Average rally	10	10	7	12	10

**Game Progress**

1	TRAVNICEK Boris (SVK)	*0	0	1	1	*1	1	1	2	*2	2	2	3	*4	4	4	5	*6	7	8	8			
	KIM Young-Gun (KOR)	0	1	*1	2	3	4	*5	5	6	7	*8	8	8	9	*10	10	10	10	*10	11			
2	TRAVNICEK Boris (SVK)	0	1	*2	3	4	4	*4	5	5	5	*6	7	7	8	*9	9	10	11					
	KIM Young-Gun (KOR)	*0	0	0	0	*0	1	2	2	*3	4	4	4	*5	5	5	6	*6	6					
3	TRAVNICEK Boris (SVK)	*0	0	0	0	*0	0	1	2	*2	2	3	3	*4	5	5	6	*6	7	7				
	KIM Young-Gun (KOR)	0	1	*2	3	4	5	*5	5	6	7	*7	8	8	8	*9	9	10	10	11				
4	TRAVNICEK Boris (SVK)	0	1	*1	1	1	1	*1	1	2	3	*4	5	6	6	*7	8	8	9	*9	9	10	*10	10
	KIM Young-Gun (KOR)	*0	0	1	2	*3	4	5	6	*6	6	6	6	*6	7	7	7	*8	8	9	10	*10	11	12

**Note:**  
The "Greatest deficit overcome" only applies when the player ends up winning the game.

**Legend:**  
\* Server **No.** Number



## Match Results

Résultats du match

**CHAIWUT Wanchai (THA) 3 - 2 KIM Jung-Gil (KOR)**

Game Summary		Match	Game 1	Game 2	Game 3	Game 4	Game 5
CHAIWUT Wanchai	THA	3	11	5	11	9	11
KIM Jung-Gil	KOR	2	8	11	4	11	9
Duration:		48min	8min	7min	6min	13min	10min

Match No.: 13 Table: 2

Umpires: GERSDORF Anja (GER) LEMAN Jean Yves (FRA)

Player Statistics	CHAIWUT Wanchai (THA)						KIM Jung-Gil (KOR)					
	Game					Match	Game					Match
	1	2	3	4	5		1	2	3	4	5	
Points won	11	5	11	9	11	47	8	11	4	11	9	43
Biggest lead	3	-	7	5	2	7	3	6	-	2	4	6
Points won on own serve	5	2	5	6	6	24	3	5	1	7	5	21
Points lost on own serve	5	6	3	4	4	22	6	3	6	3	5	23
Most consecutive points won	5	1	6	4	4	6	4	4	1	6	5	6
Greatest deficit overcome	3	-	-	-	4	4	-	-	-	5	-	5

Game/Match Statistics	Game					Match
	1	2	3	4	5	
Longest rally (strokes)	21	23	15	40	28	40
Average rally	10	10	6	11	9	9

### Game Progress

1 CHAIWUT Wanchai (THA)	*0	1	1	2	*2	2	2	2	*3	4	4	5	*5	6	6	7	*8	9	10	11	
KIM Jung-Gil (KOR)	0	0	*1	1	2	3	*4	5	5	5	*6	6	7	7	*8	8	8	8	*8	8	
2 CHAIWUT Wanchai (THA)	0	0	*1	1	1	2	*2	2	2	*3	3	4	4	*4	5	5	5	5	5	5	
KIM Jung-Gil (KOR)	*0	1	1	2	*3	3	4	5	*6	7	7	8	*8	9	10	10	11	11	11	11	
3 CHAIWUT Wanchai (THA)	*0	1	1	2	*2	3	3	4	*5	5	6	7	*8	9	10	11	11	11	11	11	
KIM Jung-Gil (KOR)	0	0	*1	1	2	2	*3	3	3	4	*4	4	4	4	*4	4	4	4	4	4	
4 CHAIWUT Wanchai (THA)	0	1	*1	2	3	3	*4	5	6	7	*7	7	8	8	*8	8	8	8	*8	9	9
KIM Jung-Gil (KOR)	*0	0	1	1	*1	2	2	2	*2	2	3	4	*4	5	6	7	*8	9	10	10	11
5 CHAIWUT Wanchai (THA)	*0	1	2	2	*2	3	3	3	*3	3	3	4	*5	6	7	7	*8	9	9	10	11
KIM Jung-Gil (KOR)	0	0	*0	1	2	2	*3	4	5	6	*7	7	7	7	*7	8	8	8	*9	9	9

#### Note:

The "Greatest deficit overcome" only applies when the player ends up winning the game.

#### Legend:

\* Server No. Number





**Match Results**  
Résultats du match

OGUNKUNLE Isau (NGR) **1 - 3** KIM Young-Gun (KOR)

Game Summary		Match	Game 1	Game 2	Game 3	Game 4	Game 5
OGUNKUNLE Isau	NGR	1	11	5	4	11	
KIM Young-Gun	KOR	3	9	11	11	13	
Duration:		31min	6min	5min	5min	13min	

Match No.: 14 Table: 6

Umpires: COME Corinne (FRA) LEONG Amanda Pei San (SGP)

Player Statistics	OGUNKUNLE Isau (NGR)					Match	KIM Young-Gun (KOR)					Match
	Game						Game					
	1	2	3	4	5		1	2	3	4	5	
Points won	11	5	4	11		31	9	11	11	13		44
Biggest lead	4	1	-	1		4	2	6	7	4		7
Points won on own serve	8	4	1	7		20	7	7	5	8		27
Points lost on own serve	2	4	6	5		17	3	1	3	4		11
Most consecutive points won	6	2	1	3		6	3	6	4	4		6
Greatest deficit overcome	2	-	-	-		2	-	1	-	1		1

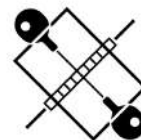
Game/Match Statistics	Game					Match
	1	2	3	4	5	
Longest rally (strokes)	11	23	13	29		29
Average rally	5	6	7	13		8

**Game Progress**

1	OGUNKUNLE Isau (NGR)	0	0	*0	1	2	3	*4	5	6	6	*6	7	7	7	*8	9	9	9	*9	10	11				
	KIM Young-Gun (KOR)	*0	1	2	2	*2	2	2	*2	3	4	4	*5	6	6	6	*7	8	9	9	9	9				
2	OGUNKUNLE Isau (NGR)	*0	1	1	1	*2	2	3	3	*3	4	5	5	*5	5	5	5	5	5	5	5	5				
	KIM Young-Gun (KOR)	0	0	*1	2	2	3	*3	4	5	5	*5	6	7	8	*9	10	11	11	11	11	11				
3	OGUNKUNLE Isau (NGR)	0	0	*0	1	1	2	*2	2	2	2	*3	3	3	3	*4	4	4	4	4	4	4				
	KIM Young-Gun (KOR)	*0	1	2	2	*3	3	4	5	*6	7	7	8	*9	10	10	11	11	11	11	11	11				
4	OGUNKUNLE Isau (NGR)	*0	0	0	0	*0	1	1	2	*2	3	4	4	*5	6	6	7	*7	8	9	10	*10	11	*11	11	11
	KIM Young-Gun (KOR)	0	1	*2	3	4	4	*5	5	6	6	*6	7	7	7	*8	8	9	9	*9	9	10	*10	11	*12	13

**Note:**  
The "Greatest deficit overcome" only applies when the player ends up winning the game.

**Legend:**  
\* Server **No.** Number



### Match Results

Résultats du match

CHAIWUT Wanchai (THA) 2 - 3 KIM Young-Gun (KOR)

Game Summary		Match	Game 1	Game 2	Game 3	Game 4	Game 5
CHAIWUT Wanchai	THA	2	11	9	7	11	5
KIM Young-Gun	KOR	3	6	11	11	9	11
Duration:		50min	7min	10min	9min	13min	7min

Match No.: 15 Table: 2

Umpires: KIVIMAKI Joonas (FIN) FOUCARD Frederic (FRA)

Player Statistics	CHAIWUT Wanchai (THA)						KIM Young-Gun (KOR)					
	Game					Match	Game					Match
	1	2	3	4	5		1	2	3	4	5	
Points won	11	9	7	11	5	43	6	11	11	9	11	48
Biggest lead	5	-	-	2	-	5	-	5	4	3	8	8
Points won on own serve	7	5	3	5	3	23	4	6	4	4	6	24
Points lost on own serve	2	5	7	5	5	24	4	4	4	6	2	20
Most consecutive points won	4	4	2	4	3	4	3	4	4	4	6	6
Greatest deficit overcome	-	-	-	3	-	3	-	-	-	-	-	-

Game/Match Statistics	Game					Match
	1	2	3	4	5	
Longest rally (strokes)	24	28	25	29	15	29
Average rally	8	9	12	15	7	10

#### Game Progress

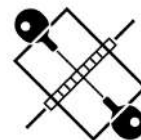
1 CHAIWUT Wanchai (THA)	*0	1	2	2	*2	3	4	5	*6	6	6	6	*7	8	9	10	*10	11			
KIM Young-Gun (KOR)	0	0	*0	1	2	2	*2	2	2	3	*4	5	5	5	*5	5	6	6			
2 CHAIWUT Wanchai (THA)	0	0	*0	1	1	1	*1	2	3	4	*4	4	4	4	*5	5	6	7	*8	9	9
KIM Young-Gun (KOR)	*0	1	2	2	*3	4	5	5	*5	5	6	7	*8	9	9	10	*10	10	10	10	11
3 CHAIWUT Wanchai (THA)	*0	0	0	0	*0	1	1	2	*2	3	3	4	*4	5	5	6	*7	7	7		
KIM Young-Gun (KOR)	0	1	*2	3	4	4	*5	5	6	6	*7	7	8	8	*9	9	9	10	11		
4 CHAIWUT Wanchai (THA)	0	1	*1	1	1	1	*2	3	3	4	*5	5	6	6	*6	7	8	9	*10	10	11
KIM Young-Gun (KOR)	*0	0	1	2	*3	4	4	4	*5	5	5	6	*6	7	8	8	*8	8	8	9	9
5 CHAIWUT Wanchai (THA)	*0	0	0	0	*0	0	0	1	*1	2	2	2	*2	3	4	5	5				
KIM Young-Gun (KOR)	0	1	*2	3	4	5	*6	6	7	7	*8	9	10	10	*10	10	11				

#### Note:

The "Greatest deficit overcome" only applies when the player ends up winning the game.

#### Legend:

\* Server No. Number



### Player Statistics

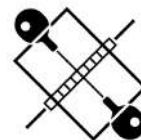
Statistiques du joueur

As of SAT 7 SEP 2024

Name	NPC Code	Matches			Games			Points Won				Points Lost				Average Match Duration
		Played	Won	%Won	Played	Won	%Won	Total	Own Serve	Most Consecutive	Greatest Deficit Overcome	Total	Own Serve	Most Consecutive	Greatest Lead Lost	
ADDIS Christopher	AUS	1	0	0%	3	0	0%	12	5	3	0	33	17	9	2	13min
CHAIWUT Wanchai	THA	4	3	75%	17	11	65%	163	85	9	4	139	69	8	5	36min
KIM Jung-Gil	KOR	3	2	67%	13	8	62%	125	64	6	5	107	51	6	4	40min
KIM Young-Gun	KOR	4	4	100%	16	12	75%	167	87	6	3	132	60	6	3	36min
LOPEZ Francisco Javier	ESP	1	0	0%	3	0	0%	22	12	3	0	35	17	6	3	25min
MARTIN Emeric	FRA	1	0	0%	3	0	0%	24	12	4	0	34	17	4	6	26min
MIHALIK Peter	SVK	1	0	0%	4	1	25%	33	19	5	1	42	18	4	3	33min
NACHAZEL Filip	CZE	1	0	0%	3	0	0%	27	18	5	0	35	14	6	3	28min
OGUNKUNLE Isau	NGR	3	2	67%	12	7	58%	113	64	6	3	109	48	6	1	31min
OZTURK Abdullah	TUR	1	0	0%	4	1	25%	34	16	6	1	40	20	5	3	33min
RODRIGUEZ Maximiliano	CHI	1	0	0%	4	1	25%	33	15	4	3	45	24	5	2	35min
SAITO Genki	JPN	1	0	0%	3	0	0%	20	13	5	0	33	14	6	1	20min
SHICHINO Kazuki	JPN	2	1	50%	7	4	57%	70	37	8	6	64	30	5	1	30min
THOMAS Maxime	FRA	2	1	50%	7	4	57%	64	37	6	1	62	25	5	1	24min
TRAVNICEK Boris	SVK	2	1	50%	7	4	57%	71	38	6	3	67	31	6	1	33min
TURAN Nesim	TUR	2	1	50%	8	4	50%	72	34	5	2	73	39	5	3	37min

**Note:**

The "Greatest deficit overcome" only applies when the player ends up winning the game and "Greatest lead lost" only when losing.



### Tournament Statistics

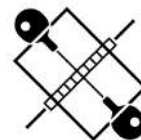
Statistiques du tournoi

As of SAT 7 SEP 2024

Statistics	Round of 16	Quarterfinals	Semifinals	Finals	Total
<b>Matches</b> Total	8	4	2	1	15
Game Margin: 3:0	5 63%				5 33%
3:1	3 38%	4 100%	1 50%		8 53%
3:2			1 50%	1 100%	2 13%
Invalid Results Mark					
Duration: Total	3h33min	2h18min	1h19min	50min	8h
Longest	35min	39min	48min	50min	50min
Shortest	13min	28min	31min	50min	13min
Average	27min	35min	40min	50min	32min
<b>Games</b> Total	27	16	9	5	57
Point Margin: 11					
10					
9	2 7%				2 4%
8	1 4%				1 2%
7	2 7%		2 22%		4 7%
6	1 4%	3 19%	2 22%	1 20%	7 12%
5	5 19%	4 25%		1 20%	10 18%
4	4 15%	3 19%		1 20%	8 14%
3	3 11%	2 13%	1 11%		6 11%
2	9 33%	4 25%	4 44%	2 40%	19 33%
Invalid Results Mark					
Duration: Total	3h22min	2h8min	1h13min	46min	7h29min
Longest	12min	13min	13min	13min	13min
Shortest	4min	5min	5min	7min	4min
Average	7min	8min	8min	9min	8min
<b>Points</b> Total	502	292	165	91	1050
Per game	18.59	18.25	18.33	18.20	18.42
Most consecutive won	9	8	6	6	9
Greatest deficit overcome	6	3	5	3	6
Longest rally	36	108	40	29	108
Average rally	7	10	9	10	8

**Note:**

The "Greatest deficit overcome" only applies when the player ends up winning the game.



**Entry List by Event**  
Liste d'inscriptions par épreuve  
As of MON 26 AUG 2024

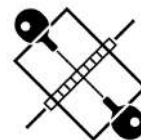
NPC	Name	Date of Birth	Qualification Pathway	World Ranking
ARG - Argentina	ROMERO Elias	5 NOV 1999	CQ	11
AUS - Australia	HUO Jimmy	9 AUG 1955	CQ	12
BRA - Brazil	ARABIAN Lucas	4 MAY 2006	QI	10
CHN - People's Republic of China	CAO Ningning	20 NOV 1987	QR	5
	LIU Fu	16 NOV 2001	CQ	9
FRA - France	SAVANT-AIRA Nicolas	3 NOV 1980	QR	8
GER - Germany	BAUS Valentin	14 DEC 1995	CQ	1
NGR - Nigeria	AKINGBEMISILU Bolawa	31 DEC 1979	CQ	7
NOR - Norway	URHAUG Tommy	16 JUN 1980	QR	3
SRB - Serbia	PALIKUCA Mitar	21 OCT 1974	QT	4
TPE - Chinese Taipei	CHENG Ming Chih	8 AUG 1979	QR	2
TUR - Türkiye	OZTURK Ali	1 APR 1993	QR	6

**Legend:**

**CQ** Continental Qualification  
**QT** Qualification Tournament

**QI** Qualified by Invitation

**QR** World Ranking



**Draw**  
Tableau d'élimination

Round of 16	NPC Code	Quarterfinals	NPC Code	Semifinals	NPC Code	Finals	NPC Code	Final Ranking
BAUS Valentin	GER	BAUS Valentin	GER	OZTURK Ali	TUR	URHAUG Tommy	NOR	1 URHAUG Tommy NOR
BYE				3-2 (6:11, 9:11, 11:9, 11:8, 11:4)		3-0 (11:8, 11:7, 11:6)		2 CHENG Ming Chih TPE
LIU Fu	CHN	OZTURK Ali	TUR	URHAUG Tommy	NOR			3 OZTURK Ali TUR
OZTURK Ali	TUR	3-2 (5:11, 13:11, 13:11, 9:11, 11:5)		3-1 (11:7, 13:11, 9:11, 11:6)				3 PALIKUCA Mitar SRB
SAVANT-AIRA N	FRA	SAVANT-AIRA N	FRA	URHAUG Tommy	NOR			5 ARABIAN Lucas BRA
ROMERO Elias	ARG	3-0 (12:10, 16:14, 11:4)		3-1 (11:3, 11:7, 11:3)				5 BAUS Valentin GER
BYE				URHAUG Tommy	NOR			5 CAO Ningning CHN
URHAUG Tommy	NOR			3-0 (11:3, 11:7, 11:3)				5 SAVANT-AIRA Nicolas FRA
PALIKUCA Mitar	SRB	PALIKUCA Mitar	SRB	CHENG Ming Chih	TPE			9 AKINGBEMISILU B NGR
BYE				3-0 (11:3, 11:7, 11:3)				9 HUO Jimmy AUS
ARABIAN Lucas	BRA	ARABIAN Lucas	BRA	CHENG Ming Chih	TPE			9 LIU Fu CHN
AKINGBEMISILU B	NGR	3-2 (11:7, 7:11, 11:8, 9:11, 11:8)		3-1 (11:6, 6:11, 11:7, 11:7)				9 ROMERO Elias ARG
CAO Ningning	CHN	CAO Ningning	CHN					
HUO Jimmy	AUS	3-0 (11:4, 11:2, 11:3)						
BYE								
CHENG Ming Chih	TPE	CHENG Ming Chih	TPE					

**GOLD**

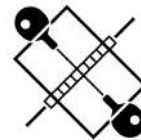
URHAUG Tommy NOR  
3-2 (5:11, 11:7, 7:11, 11:7, 11:9)

**SILVER**

CHENG Ming Chih TPE

**BRONZE**

OZTURK Ali TUR  
PALIKUCA Mitar SRB



**Match Results**  
Résultats du match

LIU Fu (CHN) 2 - 3 OZTURK Ali (TUR)

Game Summary		Match	Game 1	Game 2	Game 3	Game 4	Game 5
LIU Fu	CHN	2	11	11	11	11	5
OZTURK Ali	TUR	3	5	13	13	9	11
Duration:		46min	6min	9min	10min	10min	8min

Match No.: 1 Table: 4

Umpires: KLECKER Roman (CZE) ABDULLAH Diana (MAS)

Player Statistics	LIU Fu (CHN)						OZTURK Ali (TUR)					
	Game					Match	Game					Match
	1	2	3	4	5		1	2	3	4	5	
Points won	11	11	11	11	5	49	5	13	13	9	11	51
Biggest lead	6	5	2	3	-	6	-	2	2	1	6	6
Points won on own serve	5	6	8	6	4	29	2	7	9	5	7	30
Points lost on own serve	3	6	4	4	4	21	6	5	3	5	1	20
Most consecutive points won	5	5	3	3	3	5	2	5	3	2	5	5
Greatest deficit overcome	-	-	-	1	-	1	-	5	2	-	-	5

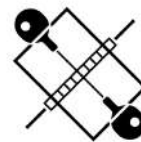
Game/Match Statistics	Game					Match
	1	2	3	4	5	
Longest rally (strokes)	8	24	10	14	14	24
Average rally	5	6	5	6	5	5

**Game Progress**

1	LIU Fu (CHN)	0	1	*1	2	3	4	*5	5	5	6	*6	6	7	8	*9	10	11								
	OZTURK Ali (TUR)	*0	0	1	1	*1	1	1	2	*3	3	4	5	*5	5	5	5	5								
2	LIU Fu (CHN)	*0	1	2	3	*4	5	5	6	*6	7	7	8	*8	8	8	8	*8	9	9	10	*10	11	*11	11	11
	OZTURK Ali (TUR)	0	0	*0	0	0	0	*1	1	2	2	*3	3	4	5	*6	7	8	8	*9	9	10	*10	11	*12	13
3	LIU Fu (CHN)	0	0	*1	2	3	3	*3	3	4	5	*5	6	6	6	*6	7	7	8	*8	9	10	*10	11	*11	11
	OZTURK Ali (TUR)	*0	1	1	1	*1	2	3	4	*4	4	5	5	*6	7	8	8	*9	9	10	10	*10	11	*11	12	13
4	LIU Fu (CHN)	*0	0	1	2	*2	3	4	5	*5	5	6	7	*7	8	8	8	*9	10	10	10	11				
	OZTURK Ali (TUR)	0	1	*1	1	2	2	*2	2	3	4	*4	4	5	5	*6	7	7	7	*8	9	9				
5	LIU Fu (CHN)	0	0	*0	0	0	0	*1	2	3	3	*3	3	4	4	*4	5	5								
	OZTURK Ali (TUR)	*0	1	2	3	*4	5	5	5	*5	6	7	8	*8	9	10	10	11								

**Note:**  
The "Greatest deficit overcome" only applies when the player ends up winning the game.

**Legend:**  
\* Server  
No. Number



**Match Results**  
Résultats du match

**SAVANT-AIRA Nicolas (FRA) 3 - 0 ROMERO Elias (ARG)**

Game Summary		Match	Game 1	Game 2	Game 3	Game 4	Game 5
SAVANT-AIRA Nicolas	FRA	3	12	16	11		
ROMERO Elias	ARG	0	10	14	4		
Duration:		31min	9min	14min	6min		

Match No.: 2 Table: 2

Umpires: GHACHEM Najeh (TUN) WILLIAMS Jackie (GBR)

Player Statistics	SAVANT-AIRA Nicolas (FRA)					Match	ROMERO Elias (ARG)					Match
	Game						Game					
	1	2	3	4	5		1	2	3	4	5	
Points won	12	16	11			39	10	14	4			28
Biggest lead	2	2	7			7	4	3	-			4
Points won on own serve	7	7	6			20	6	6	3			15
Points lost on own serve	4	8	1			13	5	9	5			19
Most consecutive points won	5	4	5			5	6	3	2			6
Greatest deficit overcome	4	3	-			4	-	-	-			-

Game/Match Statistics	Game					Match
	1	2	3	4	5	
Longest rally (strokes)	12	24	12			24
Average rally	5	7	7			6

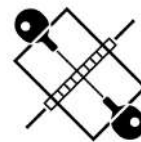
**Game Progress**

1 SAVANT-AIRA Nicolas (FRA)	0	0	*1	2	3	3	*3	3	3	3	*3	4	4	5	*6	7	8	9	*9	9	10	*11	12			
ROMERO Elias (ARG)	*0	1	1	1	*1	2	3	4	*5	6	7	7	*8	8	8	8	*8	8	9	10	*10	10	10			
2 SAVANT-AIRA Nicolas (FRA)	*0	0	0	0	*1	2	2	3	*3	4	5	5	*5	5	6	7	*8	9	9	10	*10	10	*11	12	*12	12
ROMERO Elias (ARG)	0	1	*2	3	3	3	*4	4	5	5	*5	6	7	8	*8	8	8	8	*9	9	10	*11	11	*11	12	*13
			*13	13	*14	15	16																			
			13	*14	14	*14	14																			
3 SAVANT-AIRA Nicolas (FRA)	0	1	*2	3	4	5	*5	5	6	6	*7	8	9	9	*10	11										
ROMERO Elias (ARG)	*0	0	0	0	*0	0	1	2	*2	3	3	3	*3	4	4	4										

**Note:**  
The "Greatest deficit overcome" only applies when the player ends up winning the game.

**Legend:**  
\* Server  
No. Number





**Match Results**  
Résultats du match

**ARABIAN Lucas (BRA) 3 - 2 AKINGBEMISILU Bolawa (NGR)**

Game Summary		Match	Game 1	Game 2	Game 3	Game 4	Game 5
ARABIAN Lucas	BRA	3	11	7	11	9	11
AKINGBEMISILU Bolawa	NGR	2	7	11	8	11	8
Duration:		39min	6min	6min	8min	8min	11min

Match No.: 3 Table: 6

Umpires: FOUCHARD Frederic (FRA) ROUSSET Isabelle (FRA)

Player Statistics	ARABIAN Lucas (BRA)						AKINGBEMISILU Bolawa (NGR)					
	Game					Match	Game					Match
	1	2	3	4	5		1	2	3	4	5	
Points won	11	7	11	9	11	49	7	11	8	11	8	45
Biggest lead	4	1	3	-	4	4	-	4	2	3	-	4
Points won on own serve	3	4	4	7	4	22	2	5	3	8	3	21
Points lost on own serve	5	6	5	3	5	24	8	3	7	2	7	27
Most consecutive points won	3	1	3	3	4	4	2	4	4	3	3	4
Greatest deficit overcome	-	-	2	-	-	2	-	1	-	-	-	1

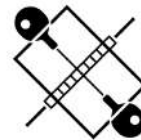
Game/Match Statistics	Game					Match
	1	2	3	4	5	
Longest rally (strokes)	22	36	28	33	33	36
Average rally	5	11	12	10	14	11

**Game Progress**

1	ARABIAN Lucas (BRA)	0	1	*2	2	3	3	*3	4	4	5	*6	7	7	8	*9	9	9	10	11		
	AKINGBEMISILU Bolawa (NGR)	*0	0	0	1	*1	2	3	3	*4	4	4	4	*5	5	5	6	*7	7	7		
2	ARABIAN Lucas (BRA)	*0	1	1	2	*2	3	3	4	*4	4	4	4	*5	5	6	6	*6	7	7		
	AKINGBEMISILU Bolawa (NGR)	0	0	*1	1	2	2	*3	3	4	5	*6	7	7	8	*8	9	10	10	11		
3	ARABIAN Lucas (BRA)	0	1	*2	2	2	2	*2	3	4	5	*5	5	5	6	*7	8	8	9	*10	11	
	AKINGBEMISILU Bolawa (NGR)	*0	0	0	1	*2	3	4	4	*4	4	5	6	*7	7	7	7	*8	8	8	8	
4	ARABIAN Lucas (BRA)	*0	0	1	1	*1	2	3	3	*3	3	4	5	*6	6	7	7	*7	8	9	9	9
	AKINGBEMISILU Bolawa (NGR)	0	1	*1	2	3	3	*3	4	5	6	*6	6	6	7	*7	8	9	9	*9	10	11
5	ARABIAN Lucas (BRA)	0	1	*2	2	2	3	*4	5	6	6	*7	7	8	8	*9	9	9	9	*10	11	
	AKINGBEMISILU Bolawa (NGR)	*0	0	0	1	*2	2	2	2	*2	3	3	4	*4	5	5	6	*7	8	8	8	8

**Note:**  
The "Greatest deficit overcome" only applies when the player ends up winning the game.

**Legend:**  
\* Server  
No. Number



**Match Results**  
Résultats du match

**CAO Ningning (CHN) 3 - 0 HUO Jimmy (AUS)**

Game Summary		Match	Game 1	Game 2	Game 3	Game 4	Game 5
CAO Ningning	CHN	3	11	11	11		
HUO Jimmy	AUS	0	4	2	3		
Duration:		14min	4min	4min	4min		

Match No.: 4 Table: 2

Umpires: PURCELL Tom (GBR) WHITAKER Jonathan (GBR)

Player Statistics	CAO Ningning (CHN)					Match	HUO Jimmy (AUS)					Match
	Game						Game					
	1	2	3	4	5		1	2	3	4	5	
Points won	11	11	11			33	4	2	3			9
Biggest lead	8	9	8			9	-	-	-			-
Points won on own serve	7	7	4			18	4	2	1			7
Points lost on own serve	0	0	2			2	4	4	7			15
Most consecutive points won	4	7	6			7	2	1	1			2
Greatest deficit overcome	-	-	-			-	-	-	-			-

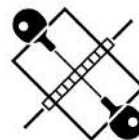
Game/Match Statistics	Game					Match
	1	2	3	4	5	
Longest rally (strokes)	12	13	5			13
Average rally	5	5	4			4

**Game Progress**

1	CAO Ningning (CHN)	0	1	*2	3	4	4	*5	6	7	7	*8	9	10	10	*10	11
	HUO Jimmy (AUS)	*0	0	0	0	*0	1	1	1	*1	2	2	2	*2	3	4	4
2	CAO Ningning (CHN)	*0	1	2	3	*4	5	6	7	*7	8	9	9	*10	11		
	HUO Jimmy (AUS)	0	0	*0	0	0	0	*0	0	1	1	*1	2	2	2		
3	CAO Ningning (CHN)	0	1	*2	3	4	5	*6	6	7	8	*9	9	10	10	11	
	HUO Jimmy (AUS)	*0	0	0	0	*0	0	0	1	*1	1	1	2	*2	3	3	

**Note:**  
The "Greatest deficit overcome" only applies when the player ends up winning the game.

**Legend:**  
\* Server  
**No.** Number



**Match Results**  
Résultats du match

**BAUS Valentin (GER) 2 - 3 OZTURK Ali (TUR)**

Game Summary		Match	Game 1	Game 2	Game 3	Game 4	Game 5
BAUS Valentin	GER	2	11	11	9	8	4
OZTURK Ali	TUR	3	6	9	11	11	11
Duration:		36min	6min	7min	6min	6min	7min

Match No.: 5 Table: 2

Umpires: GALLEGO David (COL) MERHEB Imad (LBN)

Player Statistics	BAUS Valentin (GER)						OZTURK Ali (TUR)					
	Game					Match	Game					Match
	1	2	3	4	5		1	2	3	4	5	
Points won	11	11	9	8	4	43	6	9	11	11	11	48
Biggest lead	7	5	2	-	1	7	-	-	3	6	7	7
Points won on own serve	4	7	3	6	1	21	2	6	4	7	5	24
Points lost on own serve	4	3	7	4	6	24	7	4	6	2	3	22
Most consecutive points won	7	5	4	3	1	7	2	4	3	6	8	8
Greatest deficit overcome	-	-	-	-	-	-	-	-	2	-	1	2

Game/Match Statistics	Game					Match
	1	2	3	4	5	
Longest rally (strokes)	14	11	11	10	8	14
Average rally	6	5	5	4	4	5

**Game Progress**

1	BAUS Valentin (GER)	0	1	*2	3	4	5	*6	7	7	8	*8	9	9	9	*10	10	10	11			
	OZTURK Ali (TUR)	*0	0	0	0	*0	0	0	0	*1	1	2	2	*3	4	4	5	*6	6			
2	BAUS Valentin (GER)	*0	1	2	3	*4	5	5	5	*5	5	6	6	*7	8	8	8	*8	9	10	10	11
	OZTURK Ali (TUR)	0	0	*0	0	0	0	*1	2	3	4	*4	5	5	5	*6	7	8	8	*8	9	9
3	BAUS Valentin (GER)	0	0	*0	0	1	2	*3	4	4	5	*6	6	7	7	*8	8	8	8	*9	9	9
	OZTURK Ali (TUR)	*0	1	2	3	*3	3	3	3	*4	4	4	5	*5	6	6	7	*8	9	9	10	11
4	BAUS Valentin (GER)	*0	0	1	1	*1	1	1	1	*1	2	3	4	*4	4	5	5	*6	7	8	8	
	OZTURK Ali (TUR)	0	1	*1	2	3	4	*5	6	7	7	*7	7	8	9	*9	10	10	10	*10	11	
5	BAUS Valentin (GER)	0	1	*1	2	2	3	*3	3	3	3	*3	3	3	3	*4	4					
	OZTURK Ali (TUR)	*0	0	1	1	*2	2	3	4	*5	6	7	8	*9	10	10	11					

**Note:**  
The "Greatest deficit overcome" only applies when the player ends up winning the game.

**Legend:**  
\* Server **No.** Number



**Match Results**  
Résultats du match

SAVANT-AIRA Nicolas (FRA) **1 - 3** URHAUG Tommy (NOR)

Game Summary		Match	Game 1	Game 2	Game 3	Game 4	Game 5
SAVANT-AIRA Nicolas	FRA	1	7	11	11	6	
URHAUG Tommy	NOR	3	11	13	9	11	
Duration:		32min	6min	9min	8min	6min	

Match No.: 6 Table: 2

Umpires: KIVIMAKI Joonas (FIN) BONG Mijung (KOR)

Player Statistics	SAVANT-AIRA Nicolas (FRA)					Match	URHAUG Tommy (NOR)					Match
	Game						Game					
	1	2	3	4	5		1	2	3	4	5	
Points won	7	11	11	6		35	11	13	9	11		44
Biggest lead	1	5	2	1		5	4	2	3	5		5
Points won on own serve	5	6	4	4		19	8	7	3	6		24
Points lost on own serve	3	6	6	5		20	2	5	7	2		16
Most consecutive points won	3	5	3	1		5	5	4	3	4		5
Greatest deficit overcome	-	-	3	-		3	1	5	-	1		5

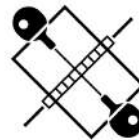
Game/Match Statistics	Game					Match
	1	2	3	4	5	
Longest rally (strokes)	15	11	17	14		17
Average rally	6	5	6	6		6

**Game Progress**

1 SAVANT-AIRA Nicolas (FRA)	0	1	*1	1	2	2	*2	3	4	5	*5	5	5	5	*5	6	7	7	7						
URHAUG Tommy (NOR)	*0	0	1	2	*2	3	4	4	*4	4	5	6	*7	8	9	9	*9	10	11						
2 SAVANT-AIRA Nicolas (FRA)	*0	1	1	2	*2	3	4	5	*6	7	7	8	*8	9	9	9	*9	10	10	10	*10	10	*11	11	11
URHAUG Tommy (NOR)	0	0	*1	1	2	2	*2	2	2	2	*3	3	4	4	*5	6	7	7	*8	9	10	*11	11	*12	13
3 SAVANT-AIRA Nicolas (FRA)	0	0	*0	0	1	2	*2	3	3	4	*5	5	5	6	*7	8	8	9	*10	10	11				
URHAUG Tommy (NOR)	*0	1	2	3	*3	3	4	4	*5	5	5	6	*7	7	7	7	*8	8	8	9	9				
4 SAVANT-AIRA Nicolas (FRA)	*0	1	1	1	*2	2	3	3	*3	4	4	4	*4	4	5	5	*6	6							
URHAUG Tommy (NOR)	0	0	*1	2	2	3	*3	4	5	5	*6	7	8	9	*9	10	10	11							

**Note:**  
The "Greatest deficit overcome" only applies when the player ends up winning the game.

**Legend:**  
\* Server **No.** Number


**Match Results**

Résultats du match

**PALIKUCA Mitar (SRB) 3 - 0 ARABIAN Lucas (BRA)**

Game Summary		Match	Game 1	Game 2	Game 3	Game 4	Game 5
PALIKUCA Mitar	SRB	3	11	11	11		
ARABIAN Lucas	BRA	0	3	7	3		
Duration:		19min	5min	6min	6min		

Match No.: 7 Table: 6

Umpires: MIKITA Darek (CAN) LABRUE Jacques (FRA)

Player Statistics	PALIKUCA Mitar (SRB)					Match	ARABIAN Lucas (BRA)					Match
	Game						Game					
	1	2	3	4	5		1	2	3	4	5	
Points won	11	11	11			33	3	7	3			13
Biggest lead	8	7	8			8	-	-	1			1
Points won on own serve	7	4	6			17	2	3	1			6
Points lost on own serve	1	4	2			7	4	7	5			16
Most consecutive points won	6	3	9			9	1	4	2			4
Greatest deficit overcome	-	-	1			1	-	-	-			-

Game/Match Statistics	Game					Match
	1	2	3	4	5	
Longest rally (strokes)	19	16	11			19
Average rally	7	7	5			6

**Game Progress**

1	<b>PALIKUCA Mitar (SRB)</b>	*0	1	2	3	*4	5	6	6	*7	7	8	8	*9	10	11				
	ARABIAN Lucas (BRA)	0	0	*0	0	0	0	*0	1	1	2	*2	3	3	3	3				
2	<b>PALIKUCA Mitar (SRB)</b>	0	1	*2	3	3	4	*5	6	6	7	*7	8	9	10	*10	10	10	10	11
	ARABIAN Lucas (BRA)	*0	0	0	0	*1	1	1	1	*2	2	3	3	*3	3	4	5	*6	7	7
3	<b>PALIKUCA Mitar (SRB)</b>	*0	0	1	2	*2	2	3	4	*5	6	7	8	*9	10	11				
	ARABIAN Lucas (BRA)	0	1	*1	1	2	3	*3	3	3	3	*3	3	3	3	3				

**Note:**

The "Greatest deficit overcome" only applies when the player ends up winning the game.

**Legend:**

\* Server

No. Number



**Match Results**  
Résultats du match

CAO Ningning (CHN) **1 - 3** CHENG Ming Chih (TPE)

Game Summary		Match	Game 1	Game 2	Game 3	Game 4	Game 5
CAO Ningning	CHN	1	6	11	7	7	
CHENG Ming Chih	TPE	3	11	6	11	11	
Duration:		29min	6min	6min	8min	8min	

Match No.: 8 Table: 6

Umpires: WHITAKER Jonathan (GBR) PURCELL Tom (GBR)

Player Statistics	CAO Ningning (CHN)					Match	CHENG Ming Chih (TPE)					Match
	Game						Game					
	1	2	3	4	5		1	2	3	4	5	
Points won	6	11	7	7		31	11	6	11	11		39
Biggest lead	2	5	3	-		5	5	-	4	7		7
Points won on own serve	3	5	4	5		17	5	3	5	8		21
Points lost on own serve	6	3	6	3		18	3	6	3	2		14
Most consecutive points won	2	4	2	5		5	4	1	6	7		7
Greatest deficit overcome	-	-	-	-		-	2	-	3	-		3

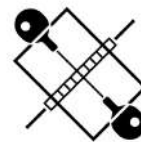
Game/Match Statistics	Game					Match
	1	2	3	4	5	
Longest rally (strokes)	11	15	12	11		15
Average rally	4	5	5	5		5

**Game Progress**

1	CAO Ningning (CHN)	*0	1	2	2	*3	3	3	4	*4	4	5	5	*5	5	5	6	*6	6
	CHENG Ming Chih (TPE)	0	0	*0	1	1	2	*3	3	4	5	*5	6	7	8	*9	9	10	11
2	CAO Ningning (CHN)	0	1	*1	2	3	4	*5	5	6	6	*7	7	8	8	*9	10	10	11
	CHENG Ming Chih (TPE)	*0	0	1	1	*1	1	1	2	*2	3	3	4	*4	5	5	5	*6	6
3	CAO Ningning (CHN)	*0	1	2	2	*3	4	4	4	*4	4	4	4	*5	6	6	6	*7	7
	CHENG Ming Chih (TPE)	0	0	*0	1	1	1	*2	3	4	5	*6	7	7	7	*8	9	9	10
4	CAO Ningning (CHN)	0	0	*0	0	0	0	*0	0	1	2	*3	4	5	5	*5	6	7	7
	CHENG Ming Chih (TPE)	*0	1	2	3	*4	5	6	7	*7	7	7	7	*7	8	9	9	*9	10

**Note:**  
The "Greatest deficit overcome" only applies when the player ends up winning the game.

**Legend:**  
\* Server **No.** Number



## Match Results

Résultats du match

**OZTURK Ali (TUR) 0 - 3 URHAUG Tommy (NOR)**

Game Summary		Match	Game 1	Game 2	Game 3	Game 4	Game 5
OZTURK Ali	TUR	0	8	7	6		
URHAUG Tommy	NOR	3	11	11	11		
Duration:		25min	9min	8min	7min		

Match No.: 9 Table: 2

Umpires: RUANGVIRIYACHAI Pairuch (THA) ABDELAZIZ Lamia (EGY)

Player Statistics	OZTURK Ali (TUR)					Match	URHAUG Tommy (NOR)					Match
	Game						Game					
	1	2	3	4	5		1	2	3	4	5	
Points won	8	7	6			21	11	11	11			33
Biggest lead	3	-	-			3	3	4	5			5
Points won on own serve	3	2	6			11	5	3	9			17
Points lost on own serve	6	8	2			16	5	5	0			10
Most consecutive points won	2	2	2			2	4	4	3			4
Greatest deficit overcome	-	-	-			-	3	-	-			3

Game/Match Statistics	Game					Match
	1	2	3	4	5	
Longest rally (strokes)	9	12	8			12
Average rally	5	5	5			5

### Game Progress

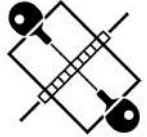
1	OZTURK Ali (TUR)	0	1	*2	2	3	3	*4	5	5	5	*6	6	6	7	*7	8	8	8	*8	8
	URHAUG Tommy (NOR)	*0	0	0	1	*1	2	2	2	*3	4	4	5	*6	6	7	7	*8	9	10	11
2	OZTURK Ali (TUR)	*0	0	0	1	*2	2	2	2	*3	4	4	5	*6	6	6	6	*6	7	7	
	URHAUG Tommy (NOR)	0	1	*2	2	2	3	*4	5	5	5	*6	6	6	7	*8	9	10	10	11	
3	OZTURK Ali (TUR)	0	0	*0	1	2	2	*2	3	4	4	*4	4	5	5	*5	5	6	6		
	URHAUG Tommy (NOR)	*0	1	2	2	*2	3	4	4	*4	5	6	7	*7	8	9	10	*10	11		

### Note:

The "Greatest deficit overcome" only applies when the player ends up winning the game.

### Legend:

\* Server **No.** Number



Match Results

Résultats du match

PALIKUCA Mitar (SRB) 0 - 3 CHENG Ming Chih (TPE)

Game Summary		Match	Game 1	Game 2	Game 3	Game 4	Game 5
PALIKUCA Mitar	SRB	0	3	13	7		
CHENG Ming Chih	TPE	3	11	15	11		
Duration:		22min	4min	10min	6min		

Match No.: 10 Table: 6

Umpires: WILLIAMS Jackie (GBR) MIKITA Darek (CAN)

Player Statistics	PALIKUCA Mitar (SRB)					Match	CHENG Ming Chih (TPE)					Match	
	Game						Match	Game					
	1	2	3	4	5			1	2	3	4		5
Points won	3	13	7			23	11	15	11			37	
Biggest lead	-	1	3			3	8	6	4			8	
Points won on own serve	3	7	4			14	6	8	5			19	
Points lost on own serve	5	7	6			18	0	6	3			9	
Most consecutive points won	1	5	4			5	7	5	7			7	
Greatest deficit overcome	-	-	-			-	-	1	3			3	

Game/Match Statistics	Game					Match
	1	2	3	4	5	
Longest rally (strokes)	8	14	10			14
Average rally	5	6	5			5

Game Progress

1	PALIKUCA Mitar (SRB)	*0	0	1	1	*1	1	1	1	*1	1	2	2	*2	3	3													
	CHENG Ming Chih (TPE)	0	1	*1	2	3	4	*5	6	7	8	*8	9	10	10	11													
2	PALIKUCA Mitar (SRB)	0	0	*0	0	0	0	*1	1	1	2	*2	3	4	5	*6	7	7	7	*8	9	10	*11	11	*11	12	*12		
	CHENG Ming Chih (TPE)	*0	1	2	3	*4	5	5	6	*7	7	8	8	*8	8	8	8	*9	10	10	10	*10	10	*11	11	*11	12	*12	13
		13	*13	13																									
		*13	14	15																									
3	PALIKUCA Mitar (SRB)	*0	0	1	2	*2	2	3	4	*5	6	6	6	*6	6	6	6	*6	7	7									
	CHENG Ming Chih (TPE)	0	1	*1	1	2	3	*3	3	3	3	*4	5	6	7	*8	9	10	10	11									

Note:

The "Greatest deficit overcome" only applies when the player ends up winning the game.

Legend:

\* Server

No. Number





### Match Results

Résultats du match

URHAUG Tommy (NOR) 3 - 2 CHENG Ming Chih (TPE)

Game Summary		Match	Game 1	Game 2	Game 3	Game 4	Game 5
URHAUG Tommy	NOR	3	5	11	7	11	11
CHENG Ming Chih	TPE	2	11	7	11	7	9
Duration:		37min	5min	6min	6min	8min	8min

Match No.: 11 Table: 2

Umpires: LONGEPE Louis Jean (FRA) LABRUE Jacques (FRA)

Player Statistics	URHAUG Tommy (NOR)						CHENG Ming Chih (TPE)					
	Game					Match	Game					Match
	1	2	3	4	5		1	2	3	4	5	
Points won	5	11	7	11	11	45	11	7	11	7	9	45
Biggest lead	-	6	1	4	2	6	6	-	4	1	2	6
Points won on own serve	3	7	3	6	6	25	6	4	6	3	5	24
Points lost on own serve	5	3	5	4	4	21	2	4	4	5	5	20
Most consecutive points won	2	6	4	3	4	6	5	4	5	2	3	5
Greatest deficit overcome	-	-	-	1	2	2	-	-	1	-	-	1

Game/Match Statistics	Game					Match
	1	2	3	4	5	
Longest rally (strokes)	7	10	11	8	9	11
Average rally	4	5	5	5	5	5

#### Game Progress

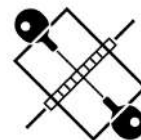
1	URHAUG Tommy (NOR)	0	0	*0	0	1	2	*2	3	3	4	*4	5	5	5	*5	5	5				
	CHENG Ming Chih (TPE)	*0	1	2	3	*3	3	4	4	*5	5	6	6	*7	8	9	10	11				
2	URHAUG Tommy (NOR)	*0	1	2	3	*4	5	6	6	*6	6	7	7	*7	7	8	*9	10	11			
	CHENG Ming Chih (TPE)	0	0	*0	0	0	0	*0	1	2	3	*3	4	5	6	*7	7	7	7			
3	URHAUG Tommy (NOR)	0	0	*0	0	0	1	*2	2	3	3	*4	5	6	7	*7	7	7	7			
	CHENG Ming Chih (TPE)	*0	1	2	3	*4	4	4	5	*5	6	6	6	*6	6	7	8	*9	10	11		
4	URHAUG Tommy (NOR)	*0	1	1	1	*2	3	3	3	*4	5	5	6	*7	7	8	8	*9	10	11		
	CHENG Ming Chih (TPE)	0	0	*1	2	2	2	*3	4	4	4	*5	5	5	6	*6	7	7	7	7		
5	URHAUG Tommy (NOR)	0	1	*1	2	2	3	*3	4	4	5	*5	5	5	6	*7	8	9	9	*9	10	11
	CHENG Ming Chih (TPE)	*0	0	1	1	*2	2	3	3	*4	4	5	6	*7	7	7	7	*7	8	9	9	9

#### Note:

The "Greatest deficit overcome" only applies when the player ends up winning the game.

#### Legend:

\* Server No. Number



### Player Statistics

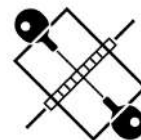
Statistiques du joueur

As of TUE 3 SEP 2024

Name	NPC Code	Matches			Games			Points Won				Points Lost				Average Match Duration
		Played	Won	%Won	Played	Won	%Won	Total	Own Serve	Most Consecutive	Greatest Deficit Overcome	Total	Own Serve	Most Consecutive	Greatest Lead Lost	
AKINGBEMISILU Bolawa	NGR	1	0	0%	5	2	40%	45	21	4	1	49	27	4	2	39min
ARABIAN Lucas	BRA	2	1	50%	8	3	38%	62	28	4	2	78	40	9	1	29min
BAUS Valentin	GER	1	0	0%	5	2	40%	43	21	7	0	48	24	8	2	36min
CAO Ningning	CHN	2	1	50%	7	4	57%	64	35	7	0	48	20	7	3	22min
CHENG Ming Chih	TPE	3	2	67%	12	8	67%	121	64	7	3	99	43	6	2	29min
HUO Jimmy	AUS	1	0	0%	3	0	0%	9	7	2	0	33	15	7	0	14min
LIU Fu	CHN	1	0	0%	5	2	40%	49	29	5	1	51	21	5	5	46min
OZTURK Ali	TUR	3	2	67%	13	6	46%	120	65	8	5	125	58	7	3	36min
PALIKUCA Mitar	SRB	2	1	50%	6	3	50%	56	31	9	1	50	25	7	3	21min
ROMERO Elias	ARG	1	0	0%	3	0	0%	28	15	6	0	39	19	5	4	31min
SAVANT-AIRA Nicolas	FRA	2	1	50%	7	4	57%	74	39	5	4	72	33	6	5	32min
URHAUG Tommy	NOR	3	3	100%	12	9	75%	122	66	6	5	101	47	5	3	31min

**Note:**

The "Greatest deficit overcome" only applies when the player ends up winning the game and "Greatest lead lost" only when losing.



### Tournament Statistics

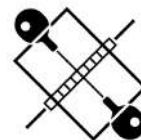
Statistiques du tournoi

As of TUE 3 SEP 2024

Statistics	Round of 16	Quarterfinals	Semifinals	Finals	Total
<b>Matches</b> Total	4	4	2	1	11
Game Margin: 3:0	2 50%	1 25%	2 100%		5 45%
3:1		2 50%			2 18%
3:2	2 50%	1 25%		1 100%	4 36%
Invalid Results Mark					
Duration: Total	2h10min	1h56min	47min	37min	5h30min
Longest	46min	36min	25min	37min	46min
Shortest	14min	19min	22min	37min	14min
Average	33min	29min	24min	37min	30min
<b>Games</b> Total	16	16	6	5	43
Point Margin: 11					
10					
9	1 6%				1 2%
8	1 6%	2 13%	1 17%		4 9%
7	2 13%	1 6%			3 7%
6	2 13%			1 20%	3 7%
5		4 25%	1 17%		5 12%
4	2 13%	4 25%	2 33%	3 60%	11 26%
3	2 13%	1 6%	1 17%		4 9%
2	6 38%	4 25%	1 17%	1 20%	12 28%
Invalid Results Mark					
Duration: Total	2h3min	1h46min	44min	33min	5h6min
Longest	14min	9min	10min	8min	14min
Shortest	4min	5min	4min	5min	4min
Average	8min	7min	7min	7min	7min
<b>Points</b> Total	303	286	114	90	793
Per game	18.94	17.88	19.00	18.00	18.44
Most consecutive won	7	9	7	6	9
Greatest deficit overcome	5	5	3	2	5
Longest rally	36	19	14	11	36
Average rally	7	5	5	4	6

**Note:**

The "Greatest deficit overcome" only applies when the player ends up winning the game.

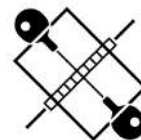


**Entry List by Event**  
Liste d'inscriptions par épreuve  
As of SAT 24 AUG 2024

NPC	Name	Date of Birth	Qualification Pathway	World Ranking
<b>AUS - Australia</b>	HIRTH Trevor	29 FEB 1984	CQ	16
<b>CHI - Chile</b>	PINO Matias	23 APR 1997	QT	9
	TORRES Ignacio	8 MAY 2002	QR	5
<b>CHN - People's Republic of China</b>	CHEN Chao	25 JAN 1987	QI	15
	HUANG Jiaxin	8 APR 1993	QR	13
<b>DEN - Denmark</b>	ROSENMEIER Peter	23 MAR 1984	QR	1
<b>ESP - Spain</b>	VALERA Alvaro	16 OCT 1982	QR	4
<b>FRA - France</b>	HERRAULT Esteban	18 SEP 1993	QR	11
<b>GBR - Great Britain</b>	KARABARDAK Paul	3 OCT 1985	QR	12
	PERRY Martin	8 MAY 1994	QR	7
<b>GER - Germany</b>	RAU Thomas	6 APR 1984	QR	8
<b>ITA - Italy</b>	PARENZAN Matteo	23 JUN 2003	CQ	2
<b>NGR - Nigeria</b>	ALABI Kayode	30 OCT 1988	CQ	14
<b>ROU - Romania</b>	SIMION Bobi	29 JUL 1980	QR	6
<b>THA - Thailand</b>	THAINIYOM Rungroj	16 DEC 1986	CQ	3
<b>USA - United States of America</b>	SEIDENFELD Ian	17 JUL 2001	CQ	10

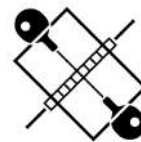
**Legend:**

<b>CQ</b>	Continental Qualification	<b>QI</b>	Qualified by Invitation	<b>QR</b>	World Ranking
<b>QT</b>	Qualification Tournament				



**Draw**  
Tableau d'élimination

Round of 16	NPC Code	Quarterfinals	NPC Code	Semifinals	NPC Code	Finals	NPC Code	Final Ranking
ROSENMEIER Peter	DEN	ROSENMEIER P	DEN	ROSENMEIER P	DEN	THAINIYOM Rungroj	THA	Rank Name NPC Code
KARABARDAK Paul	GBR	3-0 (11:5, 12:10, 11:6)		3-2 (13:11, 11:4, 10:12, 7:11, 12:10)		3-2 (10:12, 11:7, 17:15, 6:11, 11:8)		1 PARENZAN Matteo ITA
CHEN Chao	CHN	RAU Thomas	GER	THAINIYOM Rungroj	THA	3-0 (11:6, 11:6, 11:5)		2 THAINIYOM Rungroj THA
RAU Thomas	GER	3-0 (12:10, 15:13, 11:4)		3-0 (11:7, 11:1, 11:6)		3-0 (11:7, 11:2, 11:8)		3 ROSENMEIER Peter DEN
SIMION Bobi	ROU	ALABI Kayode	NGR	THAINIYOM Rungroj	THA	3-0 (11:7, 11:9, 11:8)		3 SEIDENFELD Ian USA
ALABI Kayode	NGR	3-1 (18:16, 7:11, 11:5, 11:9)		THAINIYOM Rungroj	THA	3-0 (11:7, 11:2, 11:8)		5 ALABI Kayode NGR
PINO Matias	CHI	THAINIYOM Rungroj	THA	THAINIYOM Rungroj	THA			5 RAU Thomas GER
THAINIYOM Rungroj	THA	3-0 (11:7, 11:9, 11:8)		SEIDENFELD Ian	USA			5 TORRES Ignacio CHI
VALERA Alvaro	ESP	VALERA Alvaro	ESP	SEIDENFELD Ian	USA			5 VALERA Alvaro ESP
HUANG Jiaxin	CHN	3-1 (11:9, 11:4, 9:11, 11:8)		SEIDENFELD Ian	USA			9 CHEN Chao CHN
SEIDENFELD Ian	USA	SEIDENFELD Ian	USA	3-0 (11:5, 12:10, 11:9)				9 HERRAULT Esteban FRA
PERRY Martin	GBR	3-0 (11:5, 11:5, 11:9)		PARENZAN Matteo	ITA			9 HIRTH Trevor AUS
TORRES Ignacio	CHI	TORRES Ignacio	CHI	3-0 (11:9, 11:6, 11:9)				9 HUANG Jiaxin CHN
HERRAULT Esteban	FRA	3-2 (11:4, 8:11, 4:11, 11:7, 11:9)		THAINIYOM Rungroj	THA			9 KARABARDAK Paul GBR
HIRTH Trevor	AUS	PARENZAN Matteo	ITA					9 PERRY Martin GBR
PARENZAN Matteo	ITA	3-0 (11:7, 11:5, 11:2)						9 PINO Matias CHI
								9 SIMION Bobi ROU
								<b>GOLD</b>
								PARENZAN Matteo ITA
								3-0 (11:6, 11:6, 11:5)
								<b>SILVER</b>
								THAINIYOM Rungroj THA
								<b>BRONZE</b>
								ROSENMEIER P DEN
								SEIDENFELD Ian USA



**Match Results**  
Résultats du match

**ROSENMEIER Peter (DEN) 3 - 0 KARABARDAK Paul (GBR)**

Game Summary		Match	Game 1	Game 2	Game 3	Game 4	Game 5
ROSENMEIER Peter	DEN	3	11	12	11		
KARABARDAK Paul	GBR	0	5	10	6		
Duration:		21min	5min	8min	5min		

Match No.: 1 Table: 1

Umpires: PARMENTELAT Tamara (FRA) LEMAN Jean Yves (FRA)

Player Statistics	ROSENMEIER Peter (DEN)					Match	KARABARDAK Paul (GBR)					Match	
	Game						Match	Game					
	1	2	3	4	5			1	2	3	4		5
Points won	11	12	11			34	5	10	6			21	
Biggest lead	6	2	5			6	-	4	-			4	
Points won on own serve	7	7	7			21	4	6	4			14	
Points lost on own serve	1	4	2			7	4	5	4			13	
Most consecutive points won	6	4	4			6	3	3	2			3	
Greatest deficit overcome	-	4	-			4	-	-	-			-	

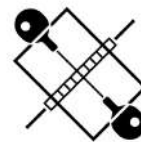
Game/Match Statistics	Game					Match
	1	2	3	4	5	
Longest rally (strokes)	8	11	7			11
Average rally	3	4	4			4

**Game Progress**

1	ROSENMEIER Peter (DEN)	*0	1	2	3	*4	5	6	6	*6	6	7	7	*7	8	9	10	11						
	KARABARDAK Paul (GBR)	0	0	*0	0	0	0	*0	1	2	3	*3	4	5	5	*5	5	5						
2	ROSENMEIER Peter (DEN)	0	0	*0	0	1	2	*2	2	3	3	*3	4	4	5	*5	6	7	8	*9	9	10	*11	12
	KARABARDAK Paul (GBR)	*0	1	2	3	*3	3	4	5	*5	6	7	7	*8	8	9	9	*9	9	9	10	*10	10	10
3	ROSENMEIER Peter (DEN)	*0	1	2	2	*3	4	5	6	*6	6	7	7	*8	8	9	9	*10	11					
	KARABARDAK Paul (GBR)	0	0	*0	1	1	1	*1	1	2	3	*3	4	4	5	*5	6	6	6					

**Note:**  
The "Greatest deficit overcome" only applies when the player ends up winning the game.

**Legend:**  
\* Server  
No. Number



**Match Results**  
Résultats du match

CHEN Chao (CHN) **0 - 3** RAU Thomas (GER)

Game Summary		Match	Game 1	Game 2	Game 3	Game 4	Game 5
CHEN Chao	CHN	0	10	13	4		
RAU Thomas	GER	3	12	15	11		
Duration:		29min	10min	12min	7min		

Match No.: 2 Table: 3

Umpires: WHITAKER Jonathan (GBR) PURCELL Tom (GBR)

Player Statistics	CHEN Chao (CHN)					Match	RAU Thomas (GER)					Match
	Game						Game					
	1	2	3	4	5		1	2	3	4	5	
Points won	10	13	4			27	12	15	11			38
Biggest lead	6	1	-			6	2	2	7			7
Points won on own serve	5	7	1			13	6	8	5			19
Points lost on own serve	6	7	6			19	5	6	3			14
Most consecutive points won	7	3	3			7	7	3	4			7
Greatest deficit overcome	-	-	-			-	6	1	-			6

Game/Match Statistics	Game					Match
	1	2	3	4	5	
Longest rally (strokes)	7	9	8			9
Average rally	3	4	4			4

**Game Progress**

1	CHEN Chao (CHN)	0	1	*1	1	2	3	*4	5	6	7	*8	8	9	9	*9	9	9	*9	9	10	*10	10					
	RAU Thomas (GER)	*0	0	1	2	*2	2	2	2	*2	2	2	3	*3	4	5	6	*7	8	9	10	*10	11	12				
2	CHEN Chao (CHN)	*0	1	1	2	*2	2	3	4	*4	5	5	5	*5	6	7	8	*8	8	9	9	*10	10	*11	11	*12	13	
	RAU Thomas (GER)	0	0	*1	1	2	3	*3	3	4	4	*5	6	7	7	*7	7	8	9	*9	10	10	*11	11	*12	12	*12	
		*13	13	13																								
		13	*14	15																								
3	CHEN Chao (CHN)	0	0	*0	0	0	1	*1	1	1	2	*3	4	4	4	*4	4											
	RAU Thomas (GER)	*0	1	2	3	*4	4	5	6	*7	7	7	7	*8	9	10	11											

**Note:**  
The "Greatest deficit overcome" only applies when the player ends up winning the game.

**Legend:**  
\* Server **No.** Number



**Match Results**  
Résultats du match

SIMION Bobi (ROU) **1 - 3** ALABI Kayode (NGR)

Game Summary		Match	Game 1	Game 2	Game 3	Game 4	Game 5
SIMION Bobi	ROU	1	16	11	5	9	
ALABI Kayode	NGR	3	18	7	11	11	
Duration:		34min	12min	6min	5min	8min	

Match No.: 3 Table: 5

Umpires: MERHEB Imad (LBN) GALLEGO David (COL)

Player Statistics	SIMION Bobi (ROU)					Match	ALABI Kayode (NGR)					Match
	Game						Game					
	1	2	3	4	5		1	2	3	4	5	
Points won	16	11	5	9		41	18	7	11	11		47
Biggest lead	4	6	-	-		6	2	1	6	4		6
Points won on own serve	10	6	4	7		27	11	3	7	8		29
Points lost on own serve	7	4	4	3		18	6	5	1	2		14
Most consecutive points won	3	4	1	3		4	4	4	3	4		4
Greatest deficit overcome	-	1	-	-		1	4	-	-	-		4

Game/Match Statistics	Game					Match
	1	2	3	4	5	
Longest rally (strokes)	12	11	14	12		14
Average rally	4	5	5	5		5

**Game Progress**

1	SIMION Bobi (ROU)	0	0	*1	2	3	3	*4	5	6	6	*6	7	8	8	*8	8	8	9	*10	10	10	*10	11	*11	12	*12
	ALABI Kayode (NGR)	*0	1	1	1	*1	2	2	2	*2	3	4	4	*4	5	6	7	*8	8	8	9	*10	11	*11	12	*12	13
		13	*13	14	*15	15	*16	16	*16	16																	
		*13	14	*14	14	*15	15	*16	17	18																	
2	SIMION Bobi (ROU)	*0	0	1	2	*3	4	4	5	*6	7	8	8	*9	9	9	9	*9	10	11							
	ALABI Kayode (NGR)	0	1	*1	1	1	1	*2	2	2	2	*2	3	3	4	*5	6	7	7	7							
3	SIMION Bobi (ROU)	0	0	*0	1	1	1	*1	2	2	3	*3	4	4	4	*4	5	5									
	ALABI Kayode (NGR)	*0	1	2	2	*3	4	5	5	*6	6	7	7	*8	9	10	10	11									
4	SIMION Bobi (ROU)	*0	0	0	0	*0	1	2	2	*3	4	4	4	*4	5	6	6	*6	7	8	9	9					
	ALABI Kayode (NGR)	0	1	*2	3	4	4	*4	5	5	5	*6	7	8	8	*8	9	10	10	*10	10	11					

**Note:**  
The "Greatest deficit overcome" only applies when the player ends up winning the game.

**Legend:**  
\* Server **No.** Number





**Match Results**  
Résultats du match

PINO Matias (CHI) **0 - 3** THAINIYOM Rungroj (THA)

Game Summary		Match	Game 1	Game 2	Game 3	Game 4	Game 5
PINO Matias	CHI	0	7	9	8		
THAINIYOM Rungroj	THA	3	11	11	11		
Duration:		26min	8min	8min	9min		

Match No.: 4 Table: 3

Umpires: LABRUE Jacques (FRA) MIKITA Darek (CAN)

Player Statistics	PINO Matias (CHI)					Match	THAINIYOM Rungroj (THA)					Match
	Game						Game					
	1	2	3	4	5		1	2	3	4	5	
Points won	7	9	8			24	11	11	11			33
Biggest lead	-	-	-			-	4	6	6			6
Points won on own serve	5	4	3			12	8	5	5			18
Points lost on own serve	3	6	6			15	2	5	5			12
Most consecutive points won	2	4	5			5	4	5	5			5
Greatest deficit overcome	-	-	-			-	-	-	-			-

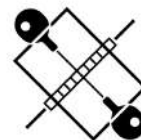
Game/Match Statistics	Game					Match
	1	2	3	4	5	
Longest rally (strokes)	12	13	13			13
Average rally	5	5	6			5

**Game Progress**

1	PINO Matias (CHI)	0	0	*0	1	2	2	*3	3	3	3	*3	4	4	5	*5	6	7	7	7		
	THAINIYOM Rungroj (THA)	*0	1	2	2	*2	3	3	4	*5	6	7	7	*8	8	9	9	*9	10	11		
2	PINO Matias (CHI)	*0	0	0	0	*0	0	1	1	*1	2	3	4	*5	5	5	6	*7	8	8	9	9
	THAINIYOM Rungroj (THA)	0	1	*2	3	4	5	*5	6	7	7	*7	7	7	8	*9	9	9	9	*10	10	11
3	PINO Matias (CHI)	0	0	*0	0	0	0	*1	1	1	2	*3	4	5	6	*6	6	7	7	*8	8	
	THAINIYOM Rungroj (THA)	*0	1	2	3	*4	5	5	6	*7	7	7	7	*7	7	8	9	*9	10	10	11	

**Note:**  
The "Greatest deficit overcome" only applies when the player ends up winning the game.

**Legend:**  
\* Server **No.** Number


**Match Results**

Résultats du match

**VALERA Alvaro (ESP) 3 - 1 HUANG Jiaxin (CHN)**

Game Summary		Match	Game 1	Game 2	Game 3	Game 4	Game 5
VALERA Alvaro	ESP	3	11	11	9	11	
HUANG Jiaxin	CHN	1	9	4	11	8	
Duration:		33min	8min	5min	7min	9min	

Match No.: 5 Table: 3

Umpires: LEONG Amanda Pei San (SGP) LONGEPE Louis Jean (FRA)

Player Statistics	VALERA Alvaro (ESP)					Match	HUANG Jiaxin (CHN)					Match	
	Game						Match	Game					
	1	2	3	4	5			1	2	3	4		5
Points won	11	11	9	11		42	9	4	11	8		32	
Biggest lead	3	7	-	3		7	3	-	4	2		4	
Points won on own serve	5	6	6	5		22	4	2	7	3		16	
Points lost on own serve	5	2	4	5		16	6	5	3	6		20	
Most consecutive points won	6	5	3	2		6	3	2	3	2		3	
Greatest deficit overcome	3	-	-	2		3	-	-	-	-		-	

Game/Match Statistics	Game					Match
	1	2	3	4	5	
Longest rally (strokes)	12	10	9	26		26
Average rally	6	5	5	7		6

**Game Progress**

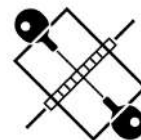
1 VALERA Alvaro (ESP)	0	1	*1	1	1	2	*2	2	3	4	*5	6	7	8	*8	8	9	10	*10	10	11
HUANG Jiaxin (CHN)	*0	0	1	2	*3	3	4	5	*5	5	5	5	*5	5	6	7	*7	7	8	9	9
2 VALERA Alvaro (ESP)	*0	1	2	3	*3	4	5	6	*7	8	8	9	*9	9	10	11					
HUANG Jiaxin (CHN)	0	0	*0	0	1	1	*1	1	1	1	*2	2	3	4	*4	4					
3 VALERA Alvaro (ESP)	0	0	*0	0	1	1	*2	3	4	4	*4	4	5	5	*5	6	6	7	*8	9	9
HUANG Jiaxin (CHN)	*0	1	2	3	*3	4	4	4	*4	5	6	7	*7	8	9	9	*10	10	10	10	11
4 VALERA Alvaro (ESP)	*0	1	1	1	*2	2	2	3	*4	4	5	6	*6	7	8	8	*9	10	10	11	
HUANG Jiaxin (CHN)	0	0	*1	2	2	3	*4	4	4	5	*5	5	6	6	*6	7	7	7	*8	8	

**Note:**

The "Greatest deficit overcome" only applies when the player ends up winning the game.

**Legend:**

\* Server No. Number


**Match Results**

Résultats du match

**SEIDENFELD Ian (USA) 3 - 0 PERRY Martin (GBR)**

Game Summary		Match	Game 1	Game 2	Game 3	Game 4	Game 5
SEIDENFELD Ian	USA	3	11	11	11		
PERRY Martin	GBR	0	5	5	9		
Duration:		26min	7min	8min	12min		

Match No.: 6 Table: 1

Umpires: FOUCHARD Frederic (FRA) ROUSSET Isabelle (FRA)

Player Statistics	SEIDENFELD Ian (USA)						PERRY Martin (GBR)					
	Game					Match	Game					Match
	1	2	3	4	5		1	2	3	4	5	
Points won	11	11	11			33	5	5	9			19
Biggest lead	6	6	2			6	-	2	4			4
Points won on own serve	6	4	7			17	3	1	6			10
Points lost on own serve	2	4	3			9	5	7	4			16
Most consecutive points won	4	7	6			7	2	2	6			6
Greatest deficit overcome	-	2	4			4	-	-	-			-

Game/Match Statistics	Game					Match
	1	2	3	4	5	
Longest rally (strokes)	9	15	9			15
Average rally	5	5	5			5

**Game Progress**

1	SEIDENFELD Ian (USA)	0	1	*1	2	2	3	*4	5	6	6	*7	8	8	8	*9	10	11					
	PERRY Martin (GBR)	*0	0	1	1	*2	2	2	2	*2	3	3	3	*4	5	5	5	5					
2	SEIDENFELD Ian (USA)	*0	0	0	1	*2	3	4	5	*6	7	7	7	*8	9	9	10	11					
	PERRY Martin (GBR)	0	1	*2	2	2	2	*2	2	2	2	*3	4	4	4	*5	5	5					
3	SEIDENFELD Ian (USA)	0	0	*1	1	2	2	*3	4	5	5	*5	5	5	5	*5	6	7	8	*9	10	11	
	PERRY Martin (GBR)	*0	1	1	2	*2	3	3	3	*3	4	5	6	*7	8	9	9	*9	9	9	9	9	9

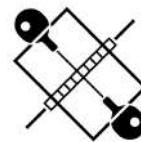
**Note:**

The "Greatest deficit overcome" only applies when the player ends up winning the game.

**Legend:**

\* Server

**No.** Number



### Match Results

Résultats du match

**TORRES Ignacio (CHI) 3 - 2 HERRAULT Esteban (FRA)**

Game Summary		Match	Game 1	Game 2	Game 3	Game 4	Game 5
TORRES Ignacio	CHI	3	11	8	4	11	11
HERRAULT Esteban	FRA	2	4	11	11	7	9
Duration:		35min	5min	7min	6min	6min	8min

Match No.: 7 Table: 1

Umpires: GALLEGO David (COL) MERHEB Imad (LBN)

Player Statistics	TORRES Ignacio (CHI)						HERRAULT Esteban (FRA)					
	Game					Match	Game					Match
	1	2	3	4	5		1	2	3	4	5	
Points won	11	8	4	11	11	45	4	11	11	7	9	42
Biggest lead	7	1	-	4	6	7	-	4	7	2	1	7
Points won on own serve	5	5	2	8	5	25	2	6	6	5	4	23
Points lost on own serve	2	5	5	2	5	19	6	3	2	3	6	20
Most consecutive points won	4	2	1	3	6	6	1	3	5	2	5	5
Greatest deficit overcome	-	-	-	2	1	2	-	1	-	-	-	1

Game/Match Statistics	Game					Match
	1	2	3	4	5	
Longest rally (strokes)	14	14	9	14	9	14
Average rally	6	6	5	7	6	6

#### Game Progress

1 TORRES Ignacio (CHI)	0	1	*2	3	4	4	*5	6	6	7	*7	8	8	9	*10	11					
HERRAULT Esteban (FRA)	*0	0	0	0	*0	1	1	1	*2	2	3	3	*4	4	4	4					
2 TORRES Ignacio (CHI)	*0	1	1	2	*2	3	3	3	*4	4	4	5	*5	6	6	6	*6	7	8	8	
HERRAULT Esteban (FRA)	0	0	*1	1	2	2	*3	4	4	5	*6	6	7	7	*8	9	10	10	*10	11	
3 TORRES Ignacio (CHI)	0	0	*0	0	0	0	*1	1	2	2	*2	3	3	4	*4	4					
HERRAULT Esteban (FRA)	*0	1	2	3	*4	5	5	6	*6	7	8	8	*9	9	10	11					
4 TORRES Ignacio (CHI)	*0	0	1	1	*1	2	2	3	*3	4	5	6	*6	7	8	8	*9	10	11		
HERRAULT Esteban (FRA)	0	1	*1	2	3	3	*4	4	5	5	*5	5	6	6	*6	7	7	7	7		
5 TORRES Ignacio (CHI)	0	0	*1	2	3	4	*5	6	6	7	*8	8	9	9	*10	10	10	10	*10	10	11
HERRAULT Esteban (FRA)	*0	1	1	1	*1	1	1	1	*2	2	2	3	*3	4	4	5	*6	7	8	9	9

**Note:**  
The "Greatest deficit overcome" only applies when the player ends up winning the game.

**Legend:**  
\* Server  
No. Number



**Match Results**  
Résultats du match

HIRTH Trevor (AUS) **0 - 3** PARENZAN Matteo (ITA)

Game Summary		Match	Game 1	Game 2	Game 3	Game 4	Game 5
HIRTH Trevor	AUS	0	7	5	2		
PARENZAN Matteo	ITA	3	11	11	11		
Duration:		18min	6min	6min	6min		

Match No.: 8 Table: 3

Umpires: LEMAN Jean Yves (FRA) PARMENTELAT Tamara (FRA)

Player Statistics	HIRTH Trevor (AUS)					Match	PARENZAN Matteo (ITA)					Match
	Game						Game					
	1	2	3	4	5		1	2	3	4	5	
Points won	7	5	2			14	11	11	11			33
Biggest lead	1	-	-			1	4	6	9			9
Points won on own serve	4	3	1			8	5	6	5			16
Points lost on own serve	6	5	6			17	3	2	1			6
Most consecutive points won	1	1	1			1	5	6	5			6
Greatest deficit overcome	-	-	-			-	1	-	-			1

Game/Match Statistics	Game					Match
	1	2	3	4	5	
Longest rally (strokes)	15	9	8			15
Average rally	6	5	4			5

**Game Progress**

1	HIRTH Trevor (AUS)	*0	1	1	2	*2	3	3	4	*4	4	4	4	*4	5	5	6	*6	7	7
	PARENZAN Matteo (ITA)	0	0	*1	1	2	2	*3	3	4	5	*6	7	8	8	*9	9	10	10	11
2	HIRTH Trevor (AUS)	0	0	*1	1	2	2	*2	2	2	*2	3	3	4	*4	5	5			
	PARENZAN Matteo (ITA)	*0	1	1	2	*2	3	4	5	*6	7	8	8	*9	9	10	10	11		
3	HIRTH Trevor (AUS)	*0	0	0	0	*0	0	1	1	*1	1	1	2	*2	2					
	PARENZAN Matteo (ITA)	0	1	*2	3	4	5	*5	6	7	8	*9	9	10	11					

**Note:**  
The "Greatest deficit overcome" only applies when the player ends up winning the game.

**Legend:**  
\* Server **No.** Number



**Match Results**  
Résultats du match

**ROSENMEIER Peter (DEN) 3 - 2 RAU Thomas (GER)**

Game Summary		Match	Game 1	Game 2	Game 3	Game 4	Game 5
ROSENMEIER Peter	DEN	3	13	11	10	7	12
RAU Thomas	GER	2	11	4	12	11	10
Duration:		42min	8min	7min	8min	6min	10min

Match No.: 9 Table: 1

Umpires: PINKEWICH Marie (AUS) BONG Mijung (KOR)

Player Statistics	ROSENMEIER Peter (DEN)						RAU Thomas (GER)					
	Game					Match	Game					Match
	1	2	3	4	5		1	2	3	4	5	
Points won	13	11	10	7	12	53	11	4	12	11	10	48
Biggest lead	2	7	1	1	2	7	4	1	3	4	2	4
Points won on own serve	10	5	6	6	5	32	9	1	7	7	4	28
Points lost on own serve	2	3	5	4	6	20	3	6	4	1	7	21
Most consecutive points won	3	7	3	2	3	7	3	3	3	3	3	3
Greatest deficit overcome	4	1	-	-	2	4	-	-	1	1	-	1

Game/Match Statistics	Game					Match
	1	2	3	4	5	
Longest rally (strokes)	6	7	8	6	7	8
Average rally	3	3	3	3	3	3

**Game Progress**

1	ROSENMEIER Peter (DEN)	0	0	*0	1	1	1	*2	3	3	3	*3	4	5	5	*6	7	8	8	*8	9	10	*10	11	*12	13
	RAU Thomas (GER)	*0	1	2	2	*3	4	4	4	*5	6	7	7	*7	8	8	8	*8	9	10	10	*10	11	*11	11	11
2	ROSENMEIER Peter (DEN)	*0	0	1	2	*3	4	5	6	*7	7	7	7	*8	9	10	11									
	RAU Thomas (GER)	0	1	*1	1	1	1	*1	1	1	2	*3	4	4	4	*4	4									
3	ROSENMEIER Peter (DEN)	0	0	*0	1	1	1	*2	3	4	4	*4	5	5	6	*7	8	8	8	*9	10	10	*10	10		
	RAU Thomas (GER)	*0	1	2	2	*3	4	4	4	*4	5	6	6	*7	7	7	7	*8	9	9	9	*10	11	12		
4	ROSENMEIER Peter (DEN)	*0	1	1	1	*1	2	2	2	*2	3	3	4	*4	5	6	6	*6	7	7						
	RAU Thomas (GER)	0	0	*1	2	3	3	*4	5	6	6	*7	7	8	8	*8	9	10	10	11						
5	ROSENMEIER Peter (DEN)	0	0	*0	1	2	2	*3	3	3	4	*5	5	6	7	*8	8	8	8	*9	9	10	*11	12		
	RAU Thomas (GER)	*0	1	2	2	*2	3	3	4	*5	5	5	6	*6	6	6	7	*8	9	9	10	*10	10	10		

**Note:**  
The "Greatest deficit overcome" only applies when the player ends up winning the game.

**Legend:**  
\* Server  
No. Number



**Match Results**  
Résultats du match

ALABI Kayode (NGR) **0 - 3** THAINIYOM Rungroj (THA)

Game Summary		Match	Game 1	Game 2	Game 3	Game 4	Game 5
ALABI Kayode	NGR	0	7	1	6		
THAINIYOM Rungroj	THA	3	11	11	11		
Duration:		17min	7min	4min	5min		

Match No.: 10 Table: 3

Umpires: WHITAKER Jonathan (GBR) GALLEGO David (COL)

Player Statistics	ALABI Kayode (NGR)					Match	THAINIYOM Rungroj (THA)					Match	
	Game						Match	Game					
	1	2	3	4	5			1	2	3	4		5
Points won	7	1	6			14	11	11	11			33	
Biggest lead	1	-	-			1	4	10	5			10	
Points won on own serve	3	1	3			7	6	6	6			18	
Points lost on own serve	5	5	5			15	4	0	3			7	
Most consecutive points won	2	1	2			2	4	8	4			8	
Greatest deficit overcome	-	-	-			-	1	-	-			1	

Game/Match Statistics	Game					Match
	1	2	3	4	5	
Longest rally (strokes)	9	7	17			17
Average rally	5	3	5			4

**Game Progress**

1	ALABI Kayode (NGR)	0	0	*1	1	2	2	*3	4	4	4	*5	5	6	6	*7	7	7	7	7
	THAINIYOM Rungroj (THA)	*0	1	1	2	*2	3	3	3	*4	5	5	6	*6	7	7	8	*9	10	11
2	ALABI Kayode (NGR)	*0	0	0	0	*0	0	0	0	*0	1	1	1	1						
	THAINIYOM Rungroj (THA)	0	1	*2	3	4	5	*6	7	8	8	*9	10	11						
3	ALABI Kayode (NGR)	0	0	*0	1	1	2	*3	3	3	3	*3	4	4	5	*5	6	6	6	6
	THAINIYOM Rungroj (THA)	*0	1	2	2	*3	3	3	4	*5	6	7	7	*8	8	9	9	*10	11	

**Note:**  
The "Greatest deficit overcome" only applies when the player ends up winning the game.

**Legend:**  
\* Server **No.** Number



**Match Results**  
Résultats du match

VALERA Alvaro (ESP) **0 - 3** SEIDENFELD Ian (USA)

Game Summary		Match	Game 1	Game 2	Game 3	Game 4	Game 5
VALERA Alvaro	ESP	0	5	10	9		
SEIDENFELD Ian	USA	3	11	12	11		
Duration:		23min	6min	9min	6min		

Match No.: 11 Table: 1

Umpires: FOUCHARD Frederic (FRA) LABRUE Jacques (FRA)

Player Statistics	VALERA Alvaro (ESP)					Match	SEIDENFELD Ian (USA)					Match
	Game						Game					
	1	2	3	4	5		1	2	3	4	5	
Points won	5	10	9			24	11	12	11			34
Biggest lead	-	7	1			7	6	2	2			6
Points won on own serve	1	5	5			11	4	6	6			16
Points lost on own serve	7	6	5			18	4	5	4			13
Most consecutive points won	2	8	2			8	4	7	2			7
Greatest deficit overcome	-	-	-			-	-	7	1			7

Game/Match Statistics	Game					Match
	1	2	3	4	5	
Longest rally (strokes)	11	13	10			13
Average rally	5	5	4			4

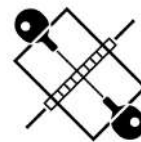
**Game Progress**

1 VALERA Alvaro (ESP)	*0	0	0	1	*1	2	2	3	*4	4	4	4	*5	5	5	5	5						
SEIDENFELD Ian (USA)	0	1	*2	2	3	3	*4	4	4	5	*6	7	7	8	*9	10	11						
2 VALERA Alvaro (ESP)	0	0	*1	2	3	4	*5	6	7	8	*8	8	8	8	*9	10	10	10	*10	10	10	*10	10
SEIDENFELD Ian (USA)	*0	1	1	1	*1	1	1	1	*1	1	2	3	*4	5	5	5	*6	7	8	9	*10	11	12
3 VALERA Alvaro (ESP)	*0	0	1	1	*2	2	3	4	*4	4	5	5	*5	6	6	7	*7	8	8	9	9		
SEIDENFELD Ian (USA)	0	1	*1	2	2	3	*3	3	4	5	*5	6	7	7	*8	8	9	9	*10	10	11		

**Note:**  
The "Greatest deficit overcome" only applies when the player ends up winning the game.

**Legend:**  
\* Server **No.** Number





**Match Results**  
Résultats du match

TORRES Ignacio (CHI) **0 - 3** PARENZAN Matteo (ITA)

Game Summary		Match	Game 1	Game 2	Game 3	Game 4	Game 5
TORRES Ignacio	CHI	0	9	6	9		
PARENZAN Matteo	ITA	3	11	11	11		
Duration:		22min	8min	6min	8min		

Match No.: 12 Table: 5

Umpires: SIMON Jacky (FRA) GHACHEM Najeh (TUN)

Player Statistics	TORRES Ignacio (CHI)					Match	PARENZAN Matteo (ITA)					Match
	Game						Game					
	1	2	3	4	5		1	2	3	4	5	
Points won	9	6	9			24	11	11	11			33
Biggest lead	-	1	4			4	4	5	2			5
Points won on own serve	6	2	3			11	7	4	4			15
Points lost on own serve	4	7	7			18	3	4	6			13
Most consecutive points won	4	2	3			4	3	4	5			5
Greatest deficit overcome	-	-	-			-	-	1	4			4

Game/Match Statistics	Game					Match
	1	2	3	4	5	
Longest rally (strokes)	13	10	14			14
Average rally	5	5	6			5

**Game Progress**

1 TORRES Ignacio (CHI)	0	0	*0	1	1	1	*1	2	3	3	*3	4	5	6	*7	7	7	8	*8	9	9
PARENZAN Matteo (ITA)	*0	1	2	2	*3	4	5	5	*5	6	7	7	*7	7	7	8	*9	9	10	10	11
2 TORRES Ignacio (CHI)	*0	1	1	1	*2	3	3	4	*4	4	4	5	*5	5	5	5	*6	6			
PARENZAN Matteo (ITA)	0	0	*1	2	2	2	*3	3	4	5	*6	6	7	8	*9	10	10	11			
3 TORRES Ignacio (CHI)	0	1	*2	3	3	4	*4	5	6	6	*6	6	6	6	*7	7	7	8	*9	9	9
PARENZAN Matteo (ITA)	*0	0	0	0	*1	1	2	2	*2	3	4	5	*6	7	7	8	*9	9	9	10	11

**Note:**  
The "Greatest deficit overcome" only applies when the player ends up winning the game.

**Legend:**  
\* Server **No.** Number



**Match Results**  
Résultats du match

**ROSENMEIER Peter (DEN) 2 - 3 THAINIYOM Rungroj (THA)**

Game Summary		Match	Game 1	Game 2	Game 3	Game 4	Game 5
ROSENMEIER Peter	DEN	2	12	7	15	11	8
THAINIYOM Rungroj	THA	3	10	11	17	6	11
Duration:		50min	7min	8min	13min	7min	11min

Match No.: 13 Table: 1

Umpires: MIGUEZ Carolina (ARG) COME Corinne (FRA)

Player Statistics	ROSENMEIER Peter (DEN)						THAINIYOM Rungroj (THA)					
	Game					Match	Game					Match
	1	2	3	4	5		1	2	3	4	5	
Points won	12	7	15	11	8	53	10	11	17	6	11	55
Biggest lead	3	2	1	6	1	6	2	4	3	1	4	4
Points won on own serve	7	4	9	7	4	31	6	7	10	5	5	33
Points lost on own serve	4	4	7	1	6	22	5	3	6	4	4	22
Most consecutive points won	4	4	4	7	2	7	4	6	3	3	3	6
Greatest deficit overcome	2	-	-	1	-	2	-	2	1	-	1	2

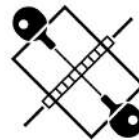
Game/Match Statistics	Game					Match
	1	2	3	4	5	
Longest rally (strokes)	9	7	11	10	11	11
Average rally	4	5	5	5	6	5

**Game Progress**

1	ROSENMEIER Peter (DEN)	*0	1	1	1	*2	3	4	4	*5	6	6	6	*6	7	8	8	*8	8	8	9	*10	11	12			
	THAINIYOM Rungroj (THA)	0	0	*1	2	2	2	*2	3	3	3	*4	5	6	6	*6	7	8	9	*10	10	10	*10	10			
2	ROSENMEIER Peter (DEN)	0	1	*1	1	1	2	*3	4	5	5	*5	5	5	5	*5	6	7	7	7							
	THAINIYOM Rungroj (THA)	*0	0	1	2	*3	3	3	3	*3	4	5	6	*7	8	9	9	*9	10	11							
3	ROSENMEIER Peter (DEN)	*0	0	0	0	*1	2	3	4	*4	4	5	5	*5	6	7	7	*8	8	9	9	*10	11	*11	12	*12	13
	THAINIYOM Rungroj (THA)	0	1	*2	3	3	3	*3	3	4	5	*5	6	7	7	*7	8	8	9	*9	10	10	*10	11	*11	12	*12
		*13	13	*14	14	*15	15	15																			
		13	*14	14	*15	15	*16	17																			
4	ROSENMEIER Peter (DEN)	0	0	*1	2	3	4	*5	6	7	7	*7	8	9	9	*9	9	10	11								
	THAINIYOM Rungroj (THA)	*0	1	1	1	*1	1	1	1	*1	2	3	3	*3	4	5	6	*6	6								
5	ROSENMEIER Peter (DEN)	*0	1	1	*2	2	2	3	*4	4	4	4	*5	6	6	6	*6	7	8	8							
	THAINIYOM Rungroj (THA)	0	0	*1	2	2	3	*4	4	4	5	*6	7	7	7	*8	9	10	10	*10	11						

**Note:**  
The "Greatest deficit overcome" only applies when the player ends up winning the game.

**Legend:**  
\* Server  
No. Number



**Match Results**  
Résultats du match

SEIDENFELD Ian (USA) **0 - 3** PARENZAN Matteo (ITA)

Game Summary		Match	Game 1	Game 2	Game 3	Game 4	Game 5
SEIDENFELD Ian	USA	0	7	2	8		
PARENZAN Matteo	ITA	3	11	11	11		
Duration:		21min	6min	5min	8min		

Match No.: 14 Table: 3

Umpires: WHITAKER Jonathan (GBR) RUANGVIRIYACHAI Pairuch (THA)

Player Statistics	SEIDENFELD Ian (USA)					Match	PARENZAN Matteo (ITA)					Match	
	Game						Match	Game					
	1	2	3	4	5			1	2	3	4		5
Points won	7	2	8			17	11	11	11			33	
Biggest lead	1	-	-			1	4	9	3			9	
Points won on own serve	5	2	5			12	8	6	7			21	
Points lost on own serve	3	5	4			12	2	0	3			5	
Most consecutive points won	2	2	2			2	3	7	3			7	
Greatest deficit overcome	-	-	-			-	1	-	-			1	

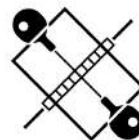
Game/Match Statistics	Game					Match
	1	2	3	4	5	
Longest rally (strokes)	11	18	17			18
Average rally	4	5	5			5

**Game Progress**

1	SEIDENFELD Ian (USA)	0	1	*1	2	2	2	*3	4	4	4	*4	5	6	6	*6	6	7	7	7	
	PARENZAN Matteo (ITA)	*0	0	1	1	*2	3	3	3	*4	5	6	6	*6	7	8	9	*9	10	11	
2	SEIDENFELD Ian (USA)	*0	0	0	0	*0	1	2	2	*2	2	2	*2	2							
	PARENZAN Matteo (ITA)	0	1	*2	3	4	4	*4	5	6	7	*8	9	10	11						
3	SEIDENFELD Ian (USA)	0	0	*0	1	1	1	*2	3	3	3	*4	5	5	6	*6	7	8	8	*8	8
	PARENZAN Matteo (ITA)	*0	1	2	2	*3	4	4	4	*5	6	6	6	*7	7	8	8	*8	9	10	11

**Note:**  
The "Greatest deficit overcome" only applies when the player ends up winning the game.

**Legend:**  
\* Server **No.** Number



### Match Results

Résultats du match

THAINIYOM Rungroj (THA) 0 - 3 PARENZAN Matteo (ITA)

Game Summary		Match	Game 1	Game 2	Game 3	Game 4	Game 5
THAINIYOM Rungroj	THA	0	6	6	5		
PARENZAN Matteo	ITA	3	11	11	11		
Duration:		22min	6min	6min	8min		

Match No.: 15 Table: 1

Umpires: PURCELL Tom (GBR) VASINOVA Karina (CZE)

Player Statistics	THAINIYOM Rungroj (THA)					Match	PARENZAN Matteo (ITA)					Match
	Game						1	2	3	4	5	
	1	2	3	4	5							
Points won	6	6	5			17	11	11	11			33
Biggest lead	-	-	1			1	5	5	6			6
Points won on own serve	3	3	4			10	5	6	7			18
Points lost on own serve	6	5	4			15	3	3	1			7
Most consecutive points won	2	2	2			2	5	3	3			5
Greatest deficit overcome	-	-	-			-	-	-	1			1

Game/Match Statistics	Game					Match
	1	2	3	4	5	
Longest rally (strokes)	27	20	15			27
Average rally	8	8	8			8

#### Game Progress

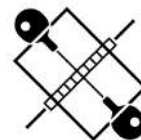
1 THAINIYOM Rungroj (THA)	*0	0	0	0	*0	0	1	2	*2	2	3	4	*4	4	5	6	*6	6
PARENZAN Matteo (ITA)	0	1	*2	3	4	5	*5	5	6	7	*7	7	8	9	*9	9	10	11
2 THAINIYOM Rungroj (THA)	0	0	*1	1	1	1	*2	3	3	4	*4	4	5	5	*5	5	6	6
PARENZAN Matteo (ITA)	*0	1	1	2	*3	4	4	4	*5	5	6	7	*7	8	9	10	*10	11
3 THAINIYOM Rungroj (THA)	*0	0	1	1	*2	3	3	3	*3	4	4	4	*4	5	5	5	5	5
PARENZAN Matteo (ITA)	0	1	*1	2	2	2	*3	4	5	5	*6	7	8	8	*9	10	11	

#### Note:

The "Greatest deficit overcome" only applies when the player ends up winning the game.

#### Legend:

\* Server No. Number



### Player Statistics

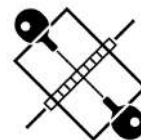
Statistiques du joueur

As of FRI 6 SEP 2024

Name	NPC Code	Matches			Games			Points Won				Points Lost				Average Match Duration
		Played	Won	%Won	Played	Won	%Won	Total	Own Serve	Most Consecutive	Greatest Deficit Overcome	Total	Own Serve	Most Consecutive	Greatest Lead Lost	
ALABI Kayode	NGR	2	1	50%	7	3	43%	61	36	4	4	74	29	8	1	26min
CHEN Chao	CHN	1	0	0%	3	0	0%	27	13	7	0	38	19	7	6	29min
HERRAULT Esteban	FRA	1	0	0%	5	2	40%	42	23	5	1	45	20	6	2	35min
HIRTH Trevor	AUS	1	0	0%	3	0	0%	14	8	1	0	33	17	6	1	18min
HUANG Jiaxin	CHN	1	0	0%	4	1	25%	32	16	3	0	42	20	6	3	33min
KARABARDAK Paul	GBR	1	0	0%	3	0	0%	21	14	3	0	34	13	6	4	21min
PARENZAN Matteo	ITA	4	4	100%	12	12	100%	132	70	7	4	72	31	4	0	21min
PERRY Martin	GBR	1	0	0%	3	0	0%	19	10	6	0	33	16	7	4	26min
PINO Matias	CHI	1	0	0%	3	0	0%	24	12	5	0	33	15	5	0	26min
RAU Thomas	GER	2	1	50%	8	5	63%	86	47	7	6	80	35	7	4	36min
ROSENMEIER Peter	DEN	3	2	67%	13	8	62%	140	84	7	4	124	49	6	2	38min
SEIDENFELD Ian	USA	3	2	67%	9	6	67%	84	45	7	7	76	34	8	1	23min
SIMION Bobi	ROU	1	0	0%	4	1	25%	41	27	4	1	47	18	4	4	34min
THAINIYOM Rungroj	THA	4	3	75%	14	9	64%	138	79	8	2	124	56	7	2	29min
TORRES Ignacio	CHI	2	1	50%	8	3	38%	69	36	6	2	75	37	5	4	29min
VALERA Alvaro	ESP	2	1	50%	7	3	43%	66	33	8	3	66	34	7	7	28min

**Note:**

The "Greatest deficit overcome" only applies when the player ends up winning the game and "Greatest lead lost" only when losing.



### Tournament Statistics

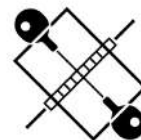
Statistiques du tournoi

As of FRI 6 SEP 2024

Statistics	Round of 16	Quarterfinals	Semifinals	Finals	Total
<b>Matches</b> Total	8	4	2	1	15
Game Margin: 3:0	5 63%	3 75%	1 50%	1 100%	10 67%
3:1	2 25%				2 13%
3:2	1 13%	1 25%	1 50%		3 20%
Invalid Results Mark					
Duration: Total	3h42min	1h44min	1h11min	22min	6h59min
Longest	35min	42min	50min	22min	50min
Shortest	18min	17min	21min	22min	17min
Average	28min	26min	36min	22min	28min
<b>Games</b> Total	28	14	8	3	53
Point Margin: 11					
10		1 7%			1 2%
9	1 4%		1 13%		2 4%
8					
7	4 14%	1 7%			5 9%
6	5 18%	1 7%		1 33%	7 13%
5	1 4%	2 14%	1 13%	2 67%	6 11%
4	4 14%	2 14%	2 25%		8 15%
3	3 11%		2 25%		5 9%
2	10 36%	7 50%	2 25%		19 36%
Invalid Results Mark					
Duration: Total	3h29min	1h38min	1h5min	20min	6h32min
Longest	12min	10min	13min	8min	13min
Shortest	5min	4min	5min	6min	4min
Average	7min	7min	8min	7min	7min
<b>Points</b> Total	525	263	158	50	996
Per game	18.75	18.79	19.75	16.67	18.79
Most consecutive won	7	8	7	5	8
Greatest deficit overcome	6	7	2	1	7
Longest rally	26	17	18	27	27
Average rally	5	4	5	8	5

**Note:**

The "Greatest deficit overcome" only applies when the player ends up winning the game.



**Entry List by Event**  
Liste d'inscriptions par épreuve  
As of THU 29 AUG 2024

**REVISED**  
29 AUG 15:56

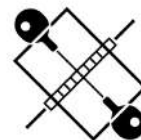
NPC	Name	Date of Birth	Qualification Pathway	World Ranking
<b>BEL - Belgium</b>	DESPINEUX Ben	21 JUN 1986	QI	14
<b>BRA - Brazil</b>	SALMIN Paulo	12 NOV 1993	CQ	15
	STROH Israel	6 SEP 1986	-	12
<b>CHN - People's Republic of China</b>	LIAO Keli	5 JAN 1990	QR	7
	YAN Shuo	26 JUL 1995	QR	3
<b>EGY - Egypt</b>	YOUSSEF Sayed	8 MAY 1984	CQ	6
<b>ESP - Spain</b>	MORALES Jordi	17 NOV 1985	QR	10
<b>FRA - France</b>	DOURBECKER Kevin	20 AUG 1989	QR	13
	MESSI Stephane	27 NOV 1972	QR	9
<b>GBR - Great Britain</b>	BAYLEY William	17 JAN 1988	CQ	1
<b>GER - Germany</b>	SCHNAKE Bjoern	13 DEC 1971	QT	11
<b>JPN - Japan</b>	YAGI Katsuyoshi	17 JUN 1990	CQ	2
<b>NED - Netherlands</b>	MONTANUS Jean Paul	24 NOV 1992	QR	4
<b>NZL - New Zealand</b>	BRITZ Matthew	29 SEP 2003	CQ	16
<b>SWE - Sweden</b>	HANSSON Jonas	27 JUN 1997	QR	8
<b>THA - Thailand</b>	PUNPOO Chalermpong	25 MAR 1981	QR	5

**Legend:**

-	Information not available	<b>CQ</b>	Continental Qualification	<b>QI</b>	Qualified by Invitation
<b>QR</b>	World Ranking	<b>QT</b>	Qualification Tournament		

**REVISED**

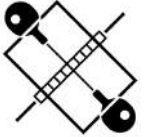
**STROH Israel (BRA) has been added.**



**Draw**  
Tableau d'élimination

Round of 16	NPC Code	Quarterfinals	NPC Code	Semifinals	NPC Code	Finals	NPC Code	Final Ranking		
BAYLEY William	GBR	BAYLEY William	GBR	BAYLEY William	GBR	BAYLEY William	GBR	1	YAN Shuo	CHN
MESSI Stephane	FRA	3-0 (11:2, 11:5, 11:6)		3-1 (11:5, 9:11, 11:6, 11:5)		3-0 (11:7, 11:6, 11:2)		2	BAYLEY William	GBR
SCHNAKE Bjoern	GER	SCHNAKE Bjoern	GER	MONTANUS JP	NED			3	MONTANUS Jean Paul	NED
LIAO Keli	CHN	3-0 (14:12, 11:6, 11:9)		3-1 (5:11, 13:11, 11:9, 11:3)				4	PUNPOO Chalermpong	THA
HANSSON Jonas	SWE	HANSSON Jonas	SWE					5	HANSSON Jonas	SWE
SALMIN Paulo	BRA	3-1 (15:13, 5:11, 11:6, 11:7)						5	SCHNAKE Bjoern	GER
DESPINEUX Ben	BEL	MONTANUS JP	NED					6	YAGI Katsuyoshi	JPN
MONTANUS JP	NED	3-1 (11:7, 10:12, 12:10, 12:10)						6	YOUSSEF Sayed	EGY
YAN Shuo	CHN	YAN Shuo	CHN					7	BRITZ Matthew	NZL
MORALES Jordi	ESP	3-1 (11:8, 11:7, 5:11, 11:7)						7	DESPINEUX Ben	BEL
STROH Israel	BRA	YAN Shuo	CHN					8	DOURBECKER Kevin	FRA
YOUSSEF Sayed	EGY	3-0 (11:5, 11:5, 11:8)						8	LIAO Keli	CHN
PUNPOO C	THA	YOUSSEF Sayed	EGY					9	MESSI Stephane	FRA
BRITZ Matthew	NZL	3-0 (11:6, 11:2, 11:7)						9	MORALES Jordi	ESP
DOURBECKER K	FRA	PUNPOO C	THA					9	SALMIN Paulo	BRA
YAGI Katsuyoshi	JPN	3-2 (11:6, 10:12, 11:4, 11:13, 11:5)						9	STROH Israel	BRA
		PUNPOO C	THA					<b>GOLD</b>		
		3-0 (11:9, 11:8, 11:4)						YAN Shuo		
		YAGI Katsuyoshi	JPN					CHN		
		3-0 (11:6, 11:4, 11:2)						3-2 (11:8, 12:14, 11:7, 7:11, 11:9)		
								<b>SILVER</b>		
								BAYLEY William		
								GBR		
								<b>BRONZE</b>		
								MONTANUS JP		
								NED		
								PUNPOO C		
								THA		





Match Results  
Résultats du match

BAYLEY William (GBR) 3 - 0 MESSI Stephane (FRA)

Game Summary		Match	Game 1	Game 2	Game 3	Game 4	Game 5
BAYLEY William	GBR	3	11	11	11		
MESSI Stephane	FRA	0	2	5	6		
Duration:		15min	4min	5min	5min		

Match No.: 1 Table: 1

Umpires: RUANGVIRIYACHAI Pairuch (THA) VASINOVA Karina (CZE)

Player Statistics	BAYLEY William (GBR)					Match	MESSI Stephane (FRA)					Match
	Game						Game					
	1	2	3	4	5		1	2	3	4	5	
Points won	11	11	11			33	2	5	6			13
Biggest lead	9	7	6			9	-	1	-			1
Points won on own serve	6	6	8			20	1	3	5			9
Points lost on own serve	1	2	1			4	5	5	3			13
Most consecutive points won	7	5	4			7	1	2	2			2
Greatest deficit overcome	-	1	-			1	-	-	-			-

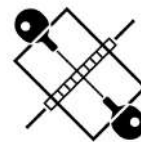
Game/Match Statistics	Game					Match
	1	2	3	4	5	
Longest rally (strokes)	11	14	19			19
Average rally	5	7	6			6

Game Progress

1	<b>BAYLEY William (GBR)</b>	*0	1	2	3	*3	4	4	5	*6	7	8	9	*10	11				
	MESSI Stephane (FRA)	0	0	*0	0	1	1	*2	2	2	2	*2	2	2	2				
2	<b>BAYLEY William (GBR)</b>	0	0	*1	2	3	3	*4	5	5	6	*7	8	9	10	*10	10	11	
	MESSI Stephane (FRA)	*0	1	1	1	*1	2	2	2	*3	3	3	3	*3	3	4	5	5	
3	<b>BAYLEY William (GBR)</b>	*0	1	2	2	*3	4	4	4	*5	6	7	8	*8	9	10	10	*10	11
	MESSI Stephane (FRA)	0	0	*0	1	1	1	*2	3	3	3	*3	3	4	4	*4	5	6	6

**Note:**  
The "Greatest deficit overcome" only applies when the player ends up winning the game.

**Legend:**  
\* Server  
No. Number



**Match Results**  
Résultats du match

**SCHNAKE Bjoern (GER) 3 - 0 LIAO Keli (CHN)**

Game Summary		Match	Game 1	Game 2	Game 3	Game 4	Game 5
SCHNAKE Bjoern	GER	3	14	11	11		
LIAO Keli	CHN	0	12	6	9		
Duration:		25min	8min	6min	8min		

Match No.: 2 Table: 5

Umpires: REZAIE JAHDKON Simin (IRI) SIMON Jacky (FRA)

Player Statistics	SCHNAKE Bjoern (GER)					Match	LIAO Keli (CHN)					Match	
	Game						Match	Game					
	1	2	3	4	5			1	2	3	4		5
Points won	14	11	11			36	12	6	9			27	
Biggest lead	2	5	2			5	4	2	2			4	
Points won on own serve	8	5	8			21	7	3	7			17	
Points lost on own serve	5	3	2			10	6	6	3			15	
Most consecutive points won	5	5	4			5	4	2	3			4	
Greatest deficit overcome	4	2	2			4	-	-	-			-	

Game/Match Statistics	Game					Match
	1	2	3	4	5	
Longest rally (strokes)	8	7	6			8
Average rally	3	4	3			3

**Game Progress**

1	SCHNAKE Bjoern (GER)	*0	0	1	1	*1	1	1	2	*3	4	5	6	*6	7	7	7	*7	8	9	10	*10	11	*11	11	*12	13
	LIAO Keli (CHN)	0	1	*1	2	3	4	*5	5	5	5	*5	5	6	6	*7	8	9	9	*9	9	10	*10	11	*12	12	*12
		14																									
		12																									
2	SCHNAKE Bjoern (GER)	0	0	*0	1	1	2	*3	4	4	5	*6	7	8	9	*9	9	10	11								
	LIAO Keli (CHN)	*0	1	2	2	*3	3	3	*4	4	4	4	4	*4	4	5	6	*6	6								
3	SCHNAKE Bjoern (GER)	*0	1	1	1	*1	2	3	3	*3	4	5	5	*5	6	7	8	*9	9	10	10	11					
	LIAO Keli (CHN)	0	0	*1	2	3	3	*3	4	5	5	*5	6	7	7	*7	7	7	8	*8	9	9					

**Note:**

The "Greatest deficit overcome" only applies when the player ends up winning the game.

**Legend:**

\* Server **No.** Number



**Match Results**  
Résultats du match

**HANSSON Jonas (SWE) 3 - 1 SALMIN Paulo (BRA)**

Game Summary		Match	Game 1	Game 2	Game 3	Game 4	Game 5
HANSSON Jonas	SWE	3	15	5	11	11	
SALMIN Paulo	BRA	1	13	11	6	7	
Duration:		39min	13min	8min	8min	11min	

Match No.: 3 Table: 5

Umpires: SIMON Jacky (FRA) REZAIE JAHDKON Simin (IRI)

Player Statistics	HANSSON Jonas (SWE)					Match	SALMIN Paulo (BRA)					Match
	Game						Game					
	1	2	3	4	5		1	2	3	4	5	
Points won	15	5	11	11		42	13	11	6	7		37
Biggest lead	3	-	5	4		5	1	7	2	-		7
Points won on own serve	7	3	7	6		23	6	6	5	3		20
Points lost on own serve	7	5	1	4		17	8	2	4	5		19
Most consecutive points won	3	3	4	3		4	3	5	2	2		5
Greatest deficit overcome	1	-	2	-		2	-	-	-	-		-

Game/Match Statistics	Game					Match
	1	2	3	4	5	
Longest rally (strokes)	10	11	12	7		12
Average rally	4	5	5	5		5

**Game Progress**

1	HANSSON Jonas (SWE)	0	0	*1	2	3	3	*3	4	5	5	*5	5	6	7	*8	8	9	10	*10	10	10	*11	11	*12	12	*13
	SALMIN Paulo (BRA)	*0	1	1	1	*1	2	3	3	*3	4	5	6	*6	6	6	7	*7	7	8	9	*10	10	*11	11	*12	12
		13	*14	15																							
		*13	13	13																							
2	HANSSON Jonas (SWE)	*0	0	0	0	*0	0	1	1	*1	1	2	3	*4	4	5	5	5									
	SALMIN Paulo (BRA)	0	1	*2	3	4	5	*5	6	7	8	*8	8	8	9	*9	10	11									
3	HANSSON Jonas (SWE)	0	0	*0	1	2	2	*3	4	5	6	*6	7	8	8	*9	10	10	11								
	SALMIN Paulo (BRA)	*0	1	2	2	*2	3	3	3	*3	3	4	4	*4	5	5	5	*6	6								
4	HANSSON Jonas (SWE)	*0	1	2	2	*2	3	4	4	*5	5	5	6	*7	8	8	9	*10	10	11							
	SALMIN Paulo (BRA)	0	0	*0	1	2	2	*2	3	3	4	*5	5	5	5	*6	6	6	7	7							

**Note:**  
The "Greatest deficit overcome" only applies when the player ends up winning the game.

**Legend:**  
\* Server  
No. Number



**Match Results**  
Résultats du match

DESPINEUX Ben (BEL)      **1 - 3**      MONTANUS Jean Paul (NED)

Game Summary		Match	Game 1	Game 2	Game 3	Game 4	Game 5
DESPINEUX Ben	BEL	1	7	12	10	10	
MONTANUS Jean Paul	NED	3	11	10	12	12	
Duration:		37min	6min	8min	9min	11min	

Match No.: 4 Table: 1

Umpires: GERSDORF Anja (GER) MIGUEZ Carolina (ARG)

Player Statistics	DESPINEUX Ben (BEL)					Match	MONTANUS Jean Paul (NED)					Match
	Game						Game					
	1	2	3	4	5		1	2	3	4	5	
Points won	7	12	10	10		39	11	10	12	12		45
Biggest lead	2	3	2	4		4	4	2	2	2		4
Points won on own serve	1	6	7	4		18	4	5	8	5		22
Points lost on own serve	7	5	4	7		23	6	6	3	6		21
Most consecutive points won	2	3	3	3		3	3	4	3	4		4
Greatest deficit overcome	-	2	-	-		2	2	-	2	4		4

Game/Match Statistics	Game					Match
	1	2	3	4	5	
Longest rally (strokes)	7	10	9	10		10
Average rally	4	5	5	5		5

**Game Progress**

1	DESPINEUX Ben (BEL)	0	1	*2	2	2	2	*3	3	3	3	*4	4	4	5	*6	6	7	7	7				
	MONTANUS Jean Paul (NED)	*0	0	0	1	*2	3	3	4	*5	6	6	7	*8	8	8	9	*9	10	11				
2	DESPINEUX Ben (BEL)	*0	1	2	2	*2	3	4	5	*5	5	5	5	*6	6	6	7	*8	8	9	10	*10	11	12
	MONTANUS Jean Paul (NED)	0	0	*0	1	2	2	*2	2	3	4	*5	6	6	7	*8	8	8	9	*9	9	10	*10	10
3	DESPINEUX Ben (BEL)	0	0	*1	2	3	3	*3	3	4	4	*5	6	6	6	*7	7	8	8	*8	9	10	*10	10
	MONTANUS Jean Paul (NED)	*0	1	1	1	*1	2	3	4	*4	5	5	5	*6	7	7	8	*8	9	10	10	*10	11	12
4	DESPINEUX Ben (BEL)	*0	1	1	2	*3	4	4	5	*6	6	7	7	*7	7	7	8	*8	8	9	10	*10	10	10
	MONTANUS Jean Paul (NED)	0	0	*1	1	1	1	*2	2	2	3	*3	4	5	6	*7	7	8	9	*9	9	10	*11	12

**Note:**  
The "Greatest deficit overcome" only applies when the player ends up winning the game.

**Legend:**  
\* Server      No. Number



**Match Results**  
Résultats du match

**YAN Shuo (CHN) 3 - 1 MORALES Jordi (ESP)**

Game Summary		Match	Game 1	Game 2	Game 3	Game 4	Game 5
YAN Shuo	CHN	3	11	11	5	11	
MORALES Jordi	ESP	1	8	7	11	7	
Duration:		27min	7min	6min	6min	6min	

Match No.: 5 Table: 3

Umpires: GULLBERG-HANSEN Jens (DEN) DECLOMESNIL Yohan (FRA)

Player Statistics	YAN Shuo (CHN)					Match	MORALES Jordi (ESP)					Match
	Game						Game					
	1	2	3	4	5		1	2	3	4	5	
Points won	11	11	5	11		38	8	7	11	7		33
Biggest lead	4	5	1	5		5	-	-	6	-		6
Points won on own serve	4	4	3	2		13	2	3	6	1		12
Points lost on own serve	6	4	5	6		21	7	7	2	9		25
Most consecutive points won	4	5	1	5		5	4	3	5	3		5
Greatest deficit overcome	-	-	-	-		-	-	-	1	-		1

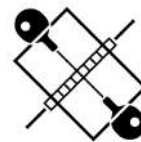
Game/Match Statistics	Game					Match
	1	2	3	4	5	
Longest rally (strokes)	9	7	7	9		9
Average rally	4	3	4	5		4

**Game Progress**

1	YAN Shuo (CHN)	*0	1	2	3	*4	4	4	5	*6	6	6	6	*6	7	7	8	*9	9	10	11
	MORALES Jordi (ESP)	0	0	*0	0	0	1	*2	2	2	3	*4	5	6	6	*7	7	7	8	*8	8
2	YAN Shuo (CHN)	0	1	*2	3	4	5	*5	5	5	6	*7	7	7	7	*8	9	10	10	11	
	MORALES Jordi (ESP)	*0	0	0	0	*0	0	1	2	*3	3	3	4	*5	6	6	6	*6	7	7	
3	YAN Shuo (CHN)	*0	1	1	1	*1	1	1	2	*2	3	3	4	*4	4	5	5	5			
	MORALES Jordi (ESP)	0	0	*1	2	3	4	*5	5	6	6	*7	7	8	9	*9	10	11			
4	YAN Shuo (CHN)	0	1	*2	2	2	3	*4	4	4	5	*6	7	8	9	*9	9	9	10	11	
	MORALES Jordi (ESP)	*0	0	0	1	*2	2	2	3	*4	4	4	4	*4	4	5	6	*7	7	7	

**Note:**  
The "Greatest deficit overcome" only applies when the player ends up winning the game.

**Legend:**  
\* Server  
No. Number



**Match Results**  
Résultats du match

STROH Israel (BRA) **0 - 3** YOUSSEF Sayed (EGY)

Game Summary		Match	Game 1	Game 2	Game 3	Game 4	Game 5
STROH Israel	BRA	0	6	2	7		
YOUSSEF Sayed	EGY	3	11	11	11		
Duration:		19min	6min	6min	7min		

Match No.: 6 Table: 5

Umpires: LEMAN Jean Yves (FRA) PARMENTELAT Tamara (FRA)

Player Statistics	STROH Israel (BRA)					Match	YOUSSEF Sayed (EGY)					Match
	Game						Game					
	1	2	3	4	5		1	2	3	4	5	
Points won	6	2	7			15	11	11	11			33
Biggest lead	-	-	3			3	5	9	4			9
Points won on own serve	4	1	3			8	7	5	6			18
Points lost on own serve	4	6	5			15	2	1	4			7
Most consecutive points won	2	2	4			4	3	7	4			7
Greatest deficit overcome	-	-	-			-	-	-	3			3

Game/Match Statistics	Game					Match
	1	2	3	4	5	
Longest rally (strokes)	5	4	10			10
Average rally	3	3	4			3

**Game Progress**

1	STROH Israel (BRA)	0	0	*0	0	1	1	*1	1	2	3	*3	4	4	4	*5	5	6	6	
	YOUSSEF Sayed (EGY)	*0	1	2	3	*3	4	5	6	*6	6	7	7	*8	9	9	10	*10	11	
2	STROH Israel (BRA)	*0	0	0	0	*0	0	0	0	*1	2	2	2	*2	2					
	YOUSSEF Sayed (EGY)	0	1	*2	3	4	5	*6	7	7	7	*8	9	10	11					
3	STROH Israel (BRA)	0	0	*1	1	2	3	*4	5	5	5	*5	6	6	6	*7	7	7	7	
	YOUSSEF Sayed (EGY)	*0	1	1	2	*2	2	2	2	*3	4	5	5	*6	7	7	8	*9	10	11

**Note:**  
The "Greatest deficit overcome" only applies when the player ends up winning the game.

**Legend:**  
\* Server **No.** Number



**Match Results**  
Résultats du match

**PUNPOO Chalermpong (THA) 3 - 2 BRITZ Matthew (NZL)**

Game Summary		Match	Game 1	Game 2	Game 3	Game 4	Game 5
PUNPOO Chalermpong	THA	3	11	10	11	11	11
BRITZ Matthew	NZL	2	6	12	4	13	5
Duration:		34min	5min	7min	6min	8min	7min

Match No.: 7 Table: 1

Umpires: ABDULLAH Diana (MAS) KLECKER Roman (CZE)

Player Statistics	PUNPOO Chalermpong (THA)						BRITZ Matthew (NZL)					
	Game					Match	Game					Match
	1	2	3	4	5		1	2	3	4	5	
Points won	11	10	11	11	11	54	6	12	4	13	5	40
Biggest lead	5	3	7	1	6	7	5	2	3	3	1	5
Points won on own serve	6	4	5	4	5	24	3	5	1	5	2	16
Points lost on own serve	3	7	3	8	3	24	5	6	6	7	6	30
Most consecutive points won	6	3	9	3	3	9	5	3	3	3	1	5
Greatest deficit overcome	5	-	3	-	1	5	-	3	-	1	-	3

Game/Match Statistics	Game					Match
	1	2	3	4	5	
Longest rally (strokes)	7	11	8	15	13	15
Average rally	4	5	5	5	5	5

**Game Progress**

1	PUNPOO Chalermpong (THA)	*0	0	0	0	*0	0	1	2	*3	4	5	6	*6	7	8	9	*10	11
	BRITZ Matthew (NZL)	0	1	*2	3	4	5	*5	5	5	5	*5	5	6	6	*6	6	6	6
2	PUNPOO Chalermpong (THA)	0	1	*2	3	3	3	*3	4	5	5	*6	6	6	7	*8	8	8	8
	BRITZ Matthew (NZL)	*0	0	0	0	*1	2	3	3	*3	4	4	5	*6	6	6	7	*8	9
3	PUNPOO Chalermpong (THA)	*0	0	0	0	*1	2	3	4	*5	6	7	8	*9	9	10	11		
	BRITZ Matthew (NZL)	0	1	*2	3	3	3	*3	3	3	3	3	*3	3	3	4	*4	4	
4	PUNPOO Chalermpong (THA)	0	1	*1	2	2	2	*3	3	3	3	*4	4	5	6	*7	7	8	8
	BRITZ Matthew (NZL)	*0	0	1	1	*2	3	3	4	*5	6	6	7	*7	7	7	8	*8	9
5	PUNPOO Chalermpong (THA)	*0	0	1	2	*3	3	4	5	*6	6	7	7	*8	9	10	10	11	
	BRITZ Matthew (NZL)	0	1	*1	1	1	2	*2	2	2	3	*3	4	4	4	*4	5	5	

**Note:**  
The "Greatest deficit overcome" only applies when the player ends up winning the game.

**Legend:**  
\* Server  
No. Number



**Match Results**  
Résultats du match

DOURBECKER Kevin (FRA) **0 - 3** YAGI Katsuyoshi (JPN)

Game Summary		Match	Game 1	Game 2	Game 3	Game 4	Game 5
DOURBECKER Kevin	FRA	0	6	4	2		
YAGI Katsuyoshi	JPN	3	11	11	11		
Duration:		20min	6min	5min	6min		

Match No.: 8 Table: 3

Umpires: BONG Mijung (KOR) KIVIMAKI Joonas (FIN)

Player Statistics	DOURBECKER Kevin (FRA)					Match	YAGI Katsuyoshi (JPN)					Match	
	Game						Match	Game					
	1	2	3	4	5			1	2	3	4		5
Points won	6	4	2			12	11	11	11			33	
Biggest lead	1	1	1			1	6	7	9			9	
Points won on own serve	1	2	2			5	3	6	6			15	
Points lost on own serve	8	5	5			18	5	2	0			7	
Most consecutive points won	2	1	1			2	7	7	8			8	
Greatest deficit overcome	-	-	-			-	1	1	1			1	

Game/Match Statistics	Game					Match
	1	2	3	4	5	
Longest rally (strokes)	15	17	16			17
Average rally	5	6	6			6

**Game Progress**

1	DOURBECKER Kevin (FRA)	*0	0	0	1	*2	2	3	4	*4	4	4	4	*4	4	4	5	*6	6
	YAGI Katsuyoshi (JPN)	0	1	*2	2	2	3	*3	3	4	5	*6	7	8	9	*10	10	10	11
2	DOURBECKER Kevin (FRA)	0	1	*1	2	2	2	*2	2	2	2	*2	3	3	3	*4	4		
	YAGI Katsuyoshi (JPN)	*0	0	1	1	*2	3	4	5	*6	7	8	8	*9	10	10	11		
3	DOURBECKER Kevin (FRA)	*0	1	1	1	*1	2	2	2	*2	2	2	2	*2	2				
	YAGI Katsuyoshi (JPN)	0	0	*1	2	3	3	*4	5	6	7	*8	9	10	11				

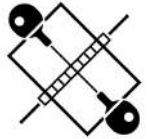
**Note:**

The "Greatest deficit overcome" only applies when the player ends up winning the game.

**Legend:**

\* Server **No.** Number




**Match Results**

Résultats du match

**BAYLEY William (GBR) 3 - 1 SCHNAKE Bjoern (GER)**

Game Summary		Match	Game 1	Game 2	Game 3	Game 4	Game 5
BAYLEY William	GBR	3	11	9	11	11	
SCHNAKE Bjoern	GER	1	5	11	6	5	
Duration:		29min	6min	8min	7min	7min	

Match No.: 9 Table: 1

Umpires: ABDULLAH Diana (MAS) PARMENTELAT Tamara (FRA)

Player Statistics	BAYLEY William (GBR)					Match	SCHNAKE Bjoern (GER)					Match
	Game						Game					
	1	2	3	4	5		1	2	3	4	5	
Points won	11	9	11	11		42	5	11	6	5		27
Biggest lead	6	3	5	6		6	1	2	2	2		2
Points won on own serve	5	5	5	7		22	2	6	2	4		14
Points lost on own serve	3	5	4	1		13	6	4	6	4		20
Most consecutive points won	5	4	4	5		5	3	3	3	2		3
Greatest deficit overcome	1	-	2	2		2	-	3	-	-		3

Game/Match Statistics	Game					Match
	1	2	3	4	5	
Longest rally (strokes)	12	9	14	8		14
Average rally	5	5	6	4		5

**Game Progress**

1	BAYLEY William (GBR)		*0		1		1		2		*3		3		3		3		*4		5		6		6		*7		8		9		10		11								
	SCHNAKE Bjoern (GER)		0		0		*1		1		1		2		*3		4		4		4		*4		5		5		5		*5		5		5								
2	BAYLEY William (GBR)		0		0		*1		2		3		4		*4		4		5		5		*5		6		6		6		*7		8		8		9		*9		9		9
	SCHNAKE Bjoern (GER)		*0		1		1		1		*1		1		2		3		*3		4		5		5		*6		7		7		7		*8		8		9		10		11
3	BAYLEY William (GBR)		*0		1		1		1		*1		2		2		3		*4		4		5		6		*7		7		8		9		*10		11						
	SCHNAKE Bjoern (GER)		0		0		*1		2		3		3		*4		4		4		5		*5		5		5		6		*6		6		6		6		6				
4	BAYLEY William (GBR)		0		0		*0		1		1		2		*3		4		5		6		*6		7		8		8		*9		10		11								
	SCHNAKE Bjoern (GER)		*0		1		2		2		*3		3		3		3		*3		3		4		4		*4		5		5		5		5		5						

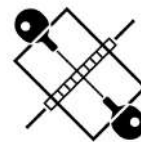
**Note:**

The "Greatest deficit overcome" only applies when the player ends up winning the game.

**Legend:**

\* Server

No. Number



**Match Results**  
Résultats du match

HANSSON Jonas (SWE) **1 - 3** MONTANUS Jean Paul (NED)

Game Summary		Match	Game 1	Game 2	Game 3	Game 4	Game 5
HANSSON Jonas	SWE	1	11	11	9	3	
MONTANUS Jean Paul	NED	3	5	13	11	11	
Duration:		31min	5min	8min	7min	7min	

Match No.: 10 Table: 3

Umpires: LONGEPE Louis Jean (FRA) GERSDORF Anja (GER)

Player Statistics	HANSSON Jonas (SWE)					Match	MONTANUS Jean Paul (NED)					Match
	Game						Game					
	1	2	3	4	5		1	2	3	4	5	
Points won	11	11	9	3		34	5	13	11	11		40
Biggest lead	7	3	2	-		7	-	3	2	8		8
Points won on own serve	6	5	4	1		16	3	6	5	4		18
Points lost on own serve	2	7	6	7		22	5	6	5	2		18
Most consecutive points won	7	3	2	2		7	4	4	4	5		5
Greatest deficit overcome	-	-	-	-		-	-	3	2	-		3

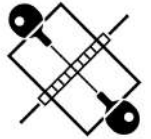
Game/Match Statistics	Game					Match
	1	2	3	4	5	
Longest rally (strokes)	8	10	9	9		10
Average rally	3	4	4	5		4

**Game Progress**

1	HANSSON Jonas (SWE)	0	1	*2	3	4	5	*6	7	7	7	*7	7	8	8	*9	10	11								
	MONTANUS Jean Paul (NED)	*0	0	0	0	*0	0	0	0	*1	2	3	4	*4	5	5	5	5								
2	HANSSON Jonas (SWE)	*0	1	1	2	*3	4	4	4	*4	4	5	5	*5	6	6	6	*7	7	8	9	*10	10	*11	11	11
	MONTANUS Jean Paul (NED)	0	0	*1	1	1	1	*2	3	4	5	*5	6	7	7	*8	9	9	10	*10	10	10	*11	11	*12	13
3	HANSSON Jonas (SWE)	0	1	*1	2	3	3	*3	3	3	4	*4	5	5	6	*7	7	8	8	*9	9	9				
	MONTANUS Jean Paul (NED)	*0	0	1	1	*1	2	3	4	*5	5	6	6	*7	7	7	8	*8	9	9	10	11				
4	HANSSON Jonas (SWE)	*0	0	0	1	*2	2	2	2	*2	2	3	3	*3	3	3										
	MONTANUS Jean Paul (NED)	0	1	*2	2	2	3	*4	5	6	7	*7	8	9	10	11										

**Note:**  
The "Greatest deficit overcome" only applies when the player ends up winning the game.

**Legend:**  
\* Server **No.** Number



**Match Results**  
Résultats du match

**YAN Shuo (CHN) 3 - 0 YOUSSEF Sayed (EGY)**

Game Summary		Match	Game 1	Game 2	Game 3	Game 4	Game 5
<b>YAN Shuo</b>	CHN	<b>3</b>	11	11	11		
<b>YOUSSEF Sayed</b>	EGY	<b>0</b>	5	5	8		
Duration:		<b>15min</b>	4min	4min	6min		

Match No.: 11 Table: 5

Umpires: BONG Mijung (KOR) PINKEWICH Marie (AUS)

Player Statistics	YAN Shuo (CHN)					Match	YOUSSEF Sayed (EGY)					Match	
	Game						Match	Game					
	1	2	3	4	5			1	2	3	4		5
Points won	11	11	11			<b>33</b>	5	5	8			<b>18</b>	
Biggest lead	6	7	3			<b>7</b>	-	-	1			<b>1</b>	
Points won on own serve	7	5	7			<b>19</b>	4	2	5			<b>11</b>	
Points lost on own serve	1	3	3			<b>7</b>	4	6	4			<b>14</b>	
Most consecutive points won	3	6	3			<b>6</b>	1	2	2			<b>2</b>	
Greatest deficit overcome	-	-	1			<b>1</b>	-	-	-			-	

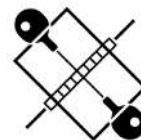
Game/Match Statistics	Game					Match
	1	2	3	4	5	
Longest rally (strokes)	7	8	11			<b>11</b>
Average rally	4	4	5			<b>4</b>

**Game Progress**

1	<b>YAN Shuo (CHN)</b>	*0	1	2	2	*3	4	4	5	*5	6	7	8	*8	9	10	10	<b>11</b>			
	YOUSSEF Sayed (EGY)	0	0	*0	1	1	1	*2	2	3	3	*3	3	4	4	*4	5	<b>5</b>			
2	<b>YAN Shuo (CHN)</b>	0	1	*2	2	3	4	*5	6	7	8	*8	8	9	9	*10	10	<b>11</b>			
	YOUSSEF Sayed (EGY)	*0	0	0	1	*1	1	1	*1	1	2	3	*3	4	4	5	<b>5</b>				
3	<b>YAN Shuo (CHN)</b>	*0	1	1	1	*2	3	3	3	*4	4	5	5	*6	7	8	8	*8	9	10	<b>11</b>
	YOUSSEF Sayed (EGY)	0	0	*1	2	2	2	*3	4	4	5	*5	6	6	6	*6	7	8	8	*8	<b>8</b>

**Note:**  
The "Greatest deficit overcome" only applies when the player ends up winning the game.

**Legend:**  
\* Server **No.** Number


**Match Results**

Résultats du match

**PUNPOO Chalermpong (THA) 3 - 0 YAGI Katsuyoshi (JPN)**

Game Summary		Match	Game 1	Game 2	Game 3	Game 4	Game 5
PUNPOO Chalermpong	THA	3	11	11	11		
YAGI Katsuyoshi	JPN	0	9	8	4		
Duration:		25min	7min	9min	7min		

Match No.: 12 Table: 3

Umpires: ROUSSET Isabelle (FRA) REZAIE JAHDKON Simin (IRI)

Player Statistics	PUNPOO Chalermpong (THA)					Match	YAGI Katsuyoshi (JPN)					Match	
	Game						Match	Game					
	1	2	3	4	5			1	2	3	4		5
Points won	11	11	11			33	9	8	4			21	
Biggest lead	2	3	7			7	3	5	-			5	
Points won on own serve	6	5	6			17	5	3	3			11	
Points lost on own serve	4	5	1			10	5	6	5			16	
Most consecutive points won	4	6	4			6	4	5	2			5	
Greatest deficit overcome	3	5	-			5	-	-	-			-	

Game/Match Statistics	Game					Match
	1	2	3	4	5	
Longest rally (strokes)	9	11	15			15
Average rally	5	5	6			5

**Game Progress**

1	PUNPOO Chalermpong (THA)	0	1	*2	2	2	2	*2	3	3	4	*4	4	5	5	*6	7	8	9	*9	10	11
	YAGI Katsuyoshi (JPN)	*0	0	0	1	*2	3	4	4	*5	5	6	7	*7	8	8	8	*8	8	9	9	9
2	PUNPOO Chalermpong (THA)	*0	0	0	0	*0	0	1	2	*3	4	5	6	*6	6	7	8	*9	9	10	11	
	YAGI Katsuyoshi (JPN)	0	1	*2	3	4	5	*5	5	5	5	*5	5	6	7	*7	7	7	8	*8	8	
3	PUNPOO Chalermpong (THA)	0	1	*2	3	4	4	*4	5	5	6	*7	8	9	9	*10	11					
	YAGI Katsuyoshi (JPN)	*0	0	0	0	*0	1	2	2	*3	3	3	3	*3	4	4	4					

**Note:**

The "Greatest deficit overcome" only applies when the player ends up winning the game.

**Legend:**

\* Server

No. Number



**Match Results**  
Résultats du match

**BAYLEY William (GBR) 3 - 0 MONTANUS Jean Paul (NED)**

Game Summary		Match	Game 1	Game 2	Game 3	Game 4	Game 5
<b>BAYLEY William</b>	<b>GBR</b>	<b>3</b>	11	11	11		
<b>MONTANUS Jean Paul</b>	<b>NED</b>	<b>0</b>	7	6	2		
Duration:		<b>20min</b>	8min	6min	5min		

Match No.: 13 Table: 1

Umpires: GHACHEM Najeh (TUN) ROUSSET Isabelle (FRA)

Player Statistics	BAYLEY William (GBR)					Match	MONTANUS Jean Paul (NED)					Match	
	Game						Match	Game					
	1	2	3	4	5			1	2	3	4		5
Points won	11	11	11			<b>33</b>	7	6	2			<b>15</b>	
Biggest lead	4	5	9			<b>9</b>	1	-	-			<b>1</b>	
Points won on own serve	4	7	6			<b>17</b>	3	4	2			<b>9</b>	
Points lost on own serve	4	2	0			<b>6</b>	7	4	5			<b>16</b>	
Most consecutive points won	5	3	4			<b>5</b>	4	2	1			<b>4</b>	
Greatest deficit overcome	1	-	-			<b>1</b>	-	-	-			<b>-</b>	

Game/Match Statistics	Game					Match
	1	2	3	4	5	
Longest rally (strokes)	12	11	12			<b>12</b>
Average rally	5	5	4			<b>4</b>

**Game Progress**

1 <b>BAYLEY William (GBR)</b>	0	1	*2	3	3	4	*4	4	4	4	*5	6	6	6	*7	8	9	10	<b>11</b>
MONTANUS Jean Paul (NED)	*0	0	0	0	*1	1	2	3	*4	5	5	5	*6	7	7	7	*7	7	7
2 <b>BAYLEY William (GBR)</b>	*0	1	2	2	*3	4	5	5	*6	6	7	8	*8	8	9	10	*10	<b>11</b>	
MONTANUS Jean Paul (NED)	0	0	*0	1	1	1	*1	2	2	3	*3	3	4	5	*5	5	6	6	
3 <b>BAYLEY William (GBR)</b>	0	1	*2	3	4	4	*5	6	7	7	*8	9	10	<b>11</b>					
MONTANUS Jean Paul (NED)	*0	0	0	0	*0	1	1	1	*1	2	2	2	*2	<b>2</b>					

**Note:**

The "Greatest deficit overcome" only applies when the player ends up winning the game.

**Legend:**

\* Server **No.** Number



**Match Results**  
Résultats du match

**YAN Shuo (CHN) 3 - 2 PUNPOO Chalermpong (THA)**

Game Summary		Match	Game 1	Game 2	Game 3	Game 4	Game 5
YAN Shuo	CHN	3	5	19	11	3	11
PUNPOO Chalermpong	THA	2	11	17	8	11	3
Duration:		40min	5min	13min	7min	5min	7min

Match No.: 14 Table: 3

Umpires: COME Corinne (FRA) LEONG Amanda Pei San (SGP)

Player Statistics	YAN Shuo (CHN)						PUNPOO Chalermpong (THA)					
	Game					Match	Game					Match
	1	2	3	4	5		1	2	3	4	5	
Points won	5	19	11	3	11	49	11	17	8	11	3	50
Biggest lead	-	5	3	-	8	8	8	1	2	8	-	8
Points won on own serve	2	13	8	3	5	31	5	12	7	6	2	32
Points lost on own serve	6	5	1	5	1	18	3	6	3	0	6	18
Most consecutive points won	3	5	3	1	4	5	7	4	3	7	2	7
Greatest deficit overcome	-	1	2	-	-	2	-	-	-	-	-	-

Game/Match Statistics	Game					Match
	1	2	3	4	5	
Longest rally (strokes)	12	14	18	13	12	18
Average rally	6	6	8	8	7	6

**Game Progress**

1	YAN Shuo (CHN)	0	0	*0	0	0	0	*0	0	1	2	*2	2	2	3	*4	5	5										
	PUNPOO Chalermpong (THA)	*0	1	2	3	*4	5	6	7	*7	7	8	9	*10	10	10	10	11										
2	YAN Shuo (CHN)	*0	0	1	1	*2	3	3	4	*5	6	7	8	*8	8	8	8	*9	10	10	10	*10	11	*11	12	*12	13	
	PUNPOO Chalermpong (THA)	0	1	*1	2	2	2	*3	3	3	3	*3	3	4	5	*6	7	7	7	*8	9	10	*10	11	*11	12	*12	*12
		*13	14	*14	15	*15	16	*16	17	*17	18	19																
		13	*13	14	*14	15	*15	16	*16	17	*17	17																
3	YAN Shuo (CHN)	0	1	*1	2	2	2	*2	3	4	4	*5	6	7	7	*7	8	9	9	*10	11							
	PUNPOO Chalermpong (THA)	*0	0	1	1	*2	3	4	4	*4	5	5	5	*5	6	7	7	*7	8	8	8							
4	YAN Shuo (CHN)	*0	0	1	1	*1	2	2	2	*2	2	2	2	*2	3	3												
	PUNPOO Chalermpong (THA)	0	1	*1	2	3	3	*4	5	6	7	*8	9	10	10	11												
5	YAN Shuo (CHN)	0	1	*2	3	3	3	*4	5	6	7	*7	8	9	10	11												
	PUNPOO Chalermpong (THA)	*0	0	0	0	*1	2	2	2	*2	2	3	3	*3	3	3												

**Note:**  
The "Greatest deficit overcome" only applies when the player ends up winning the game.

**Legend:**  
\* Server  
No. Number



**Match Results**  
Résultats du match

BAYLEY William (GBR) **2 - 3** YAN Shuo (CHN)

Game Summary		Match	Game 1	Game 2	Game 3	Game 4	Game 5
BAYLEY William	GBR	2	8	14	7	11	9
YAN Shuo	CHN	3	11	12	11	7	11
Duration:		49min	5min	13min	7min	8min	12min

Match No.: 15 Table: 1

Umpires: MIKITA Darek (CAN) de HAUTECLOCQUE Donatien (FRA)

Player Statistics	BAYLEY William (GBR)						YAN Shuo (CHN)					
	Game					Match	Game					Match
	1	2	3	4	5		1	2	3	4	5	
Points won	8	14	7	11	9	49	11	12	11	7	11	52
Biggest lead	-	2	3	5	2	5	8	5	6	1	2	8
Points won on own serve	5	8	4	7	5	29	7	7	7	4	6	31
Points lost on own serve	4	5	4	3	5	21	3	6	3	4	4	20
Most consecutive points won	7	5	3	5	3	7	6	5	7	3	4	7
Greatest deficit overcome	-	5	-	1	-	5	-	-	3	-	2	3

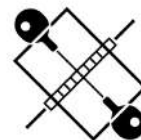
Game/Match Statistics	Game					Match
	1	2	3	4	5	
Longest rally (strokes)	13	22	18	10	14	22
Average rally	5	7	7	5	7	6

**Game Progress**

1	BAYLEY William (GBR)	0	0	*0	0	1	1	*1	1	1	1	*1	2	3	4	*5	6	7	8	*8	8						
	YAN Shuo (CHN)	*0	1	2	3	*3	4	5	6	*7	8	9	9	*9	9	9	9	*9	9	10	11						
2	BAYLEY William (GBR)	*0	0	0	0	*0	0	1	2	*3	4	5	5	*6	6	7	8	*9	9	10	10	*10	11	*11	12	*12	13
	YAN Shuo (CHN)	0	1	*2	3	4	5	*5	5	5	5	*5	6	6	7	*7	7	7	8	*8	9	10	*10	11	*11	12	*12
		14																									
		12																									
3	BAYLEY William (GBR)	0	1	*2	3	3	3	*3	4	4	4	*4	4	4	4	*4	5	6	7	7							
	YAN Shuo (CHN)	*0	0	0	0	*1	2	3	3	*4	5	6	7	*8	9	10	10	*10	10	11							
4	BAYLEY William (GBR)	*0	0	1	1	*2	3	3	4	*4	5	6	7	*8	9	9	9	*9	10	11							
	YAN Shuo (CHN)	0	1	*1	2	2	2	*3	3	4	4	*4	4	4	4	*5	6	7	7	7							
5	BAYLEY William (GBR)	0	0	*1	2	3	3	*3	3	3	4	*5	6	6	6	*6	7	8	9	*9	9	9					
	YAN Shuo (CHN)	*0	1	1	1	*1	2	3	4	*5	5	5	5	*6	7	8	8	*8	8	9	10	11					

**Note:**  
The "Greatest deficit overcome" only applies when the player ends up winning the game.

**Legend:**  
\* Server **No.** Number



### Player Statistics

Statistiques du joueur

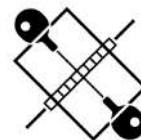
As of FRI 6 SEP 2024

Name	NPC Code	Matches			Games			Points Won				Points Lost				Average Match Duration
		Played	Won	%Won	Played	Won	%Won	Total	Own Serve	Most Consecutive	Greatest Deficit Overcome	Total	Own Serve	Most Consecutive	Greatest Lead Lost	
BAYLEY William	GBR	4	3	75%	15	11	73%	157	88	7	5	107	44	7	3	28min
BRITZ Matthew	NZL	1	0	0%	5	2	40%	40	16	5	3	54	30	9	5	34min
DESPINEUX Ben	BEL	1	0	0%	4	1	25%	39	18	3	2	45	23	4	4	37min
DOURBECKER Kevin	FRA	1	0	0%	3	0	0%	12	5	2	0	33	18	8	1	20min
HANSSON Jonas	SWE	2	1	50%	8	4	50%	76	39	7	2	77	39	5	3	35min
LIAO Keli	CHN	1	0	0%	3	0	0%	27	17	4	0	36	15	5	4	25min
MESSI Stephane	FRA	1	0	0%	3	0	0%	13	9	2	0	33	13	7	1	15min
MONTANUS Jean Paul	NED	3	2	67%	11	6	55%	100	49	5	4	106	55	7	2	29min
MORALES Jordi	ESP	1	0	0%	4	1	25%	33	12	5	1	38	25	5	0	27min
PUNPOO Chalermpong	THA	3	2	67%	13	8	62%	137	73	9	5	110	52	5	3	33min
SALMIN Paulo	BRA	1	0	0%	4	1	25%	37	20	5	0	42	19	4	2	39min
SCHNAKE Bjoern	GER	2	1	50%	7	4	57%	63	35	5	4	69	30	5	2	27min
STROH Israel	BRA	1	0	0%	3	0	0%	15	8	4	0	33	15	7	3	19min
YAGI Katsuyoshi	JPN	2	1	50%	6	3	50%	54	26	8	1	45	23	6	5	23min
YAN Shuo	CHN	4	4	100%	17	12	71%	172	94	7	3	150	66	7	5	33min
YOUSSEF Sayed	EGY	2	1	50%	6	3	50%	51	29	7	3	48	21	6	1	17min

**Note:**

The "Greatest deficit overcome" only applies when the player ends up winning the game and "Greatest lead lost" only when losing.





### Tournament Statistics

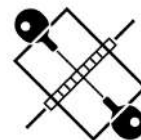
Statistiques du tournoi

As of FRI 6 SEP 2024

Statistics	Round of 16	Quarterfinals	Semifinals	Finals	Total
<b>Matches</b> Total	8	4	2	1	15
Game Margin: 3:0	4 50%	2 50%	1 50%		7 47%
3:1	3 38%	2 50%			5 33%
3:2	1 13%		1 50%	1 100%	3 20%
Invalid Results Mark					
Duration: Total	3h36min	1h40min	1h	49min	7h5min
Longest	39min	31min	40min	49min	49min
Shortest	15min	15min	20min	49min	15min
Average	27min	25min	30min	49min	28min
<b>Games</b> Total	29	14	8	5	56
Point Margin: 11					
10					
9	3 10%		1 13%		4 7%
8		1 7%	2 25%		3 5%
7	2 7%	1 7%			3 5%
6	4 14%	5 36%	1 13%		10 18%
5	6 21%	1 7%	1 13%		8 14%
4	5 17%		1 13%	2 40%	8 14%
3	1 3%	2 14%	1 13%	1 20%	5 9%
2	8 28%	4 29%	1 13%	2 40%	15 27%
Invalid Results Mark					
Duration: Total	3h24min	1h32min	56min	45min	6h37min
Longest	13min	9min	13min	13min	13min
Shortest	4min	4min	5min	5min	4min
Average	7min	7min	7min	9min	7min
<b>Points</b> Total	530	248	147	101	1026
Per game	18.28	17.71	18.38	20.20	18.32
Most consecutive won	9	7	7	7	9
Greatest deficit overcome	5	5	2	5	5
Longest rally	19	15	18	22	22
Average rally	5	5	6	6	5

**Note:**

The "Greatest deficit overcome" only applies when the player ends up winning the game.

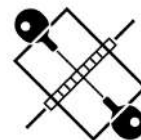


**Entry List by Event**  
Liste d'inscriptions par épreuve  
As of MON 26 AUG 2024

NPC	Name	Date of Birth	Qualification Pathway	World Ranking
<b>AUS - Australia</b>	PELLISSIER Nathan	17 MAR 1996	CQ	19
<b>BEL - Belgium</b>	LEDOUX Marc	4 MAR 1986	QR	14
<b>BRA - Brazil</b>	MANARA Luiz Filipe	19 NOV 1991	CQ	20
<b>CHN - People's Republic of China</b>	PENG Weinan	10 APR 2002	QR	11
	ZHAO Shuai	28 NOV 1994	CQ	4
<b>CRO - Croatia</b>	ZOHIL Borna	2 SEP 2006	QT	10
<b>ESP - Spain</b>	DIAZ Alejandro	15 MAY 2002	QR	16
<b>FRA - France</b>	BERTHIER Clement	3 FEB 2000	QR	2
	BOUVAIS Thomas	29 MAY 1991	QR	9
<b>GBR - Great Britain</b>	McKIBBIN Aaron	27 AUG 1991	QR	7
	SHILTON Billy	9 OCT 1998	QR	6
<b>KAZ - Kazakhstan</b>	MAKHULBEKOV Ali	10 JUN 2002	QI	17
<b>NGR - Nigeria</b>	FARINLOYE Victor	13 MAR 1975	CQ	18
<b>POL - Poland</b>	CHUDZICKI Maksym	24 MAY 1999	QR	15
	GRUDZIEN Piotr	27 SEP 1991	QR	3
<b>RPT - Refugee Paralympic Team</b>	HOSSEINI POUR Seyed	30 OCT 2000	QI	21
<b>SVK - Slovakia</b>	CSEJTEY Richard	25 JUL 1979	QR	12
<b>SWE - Sweden</b>	ANDERSSON Emil	29 APR 1993	QR	8
<b>THA - Thailand</b>	WANGPHONPHATHANASIRI Phisit	1 JAN 1987	QR	13
<b>UKR - Ukraine</b>	DIDUKH Viktor	23 JAN 1987	CQ	1
	NIKOLENKO Maksym	14 AUG 1993	QR	5

**Legend:**

<b>CQ</b>	Continental Qualification	<b>QI</b>	Qualified by Invitation	<b>QR</b>	World Ranking
<b>QT</b>	Qualification Tournament				



**Draw**  
Tableau d'élimination

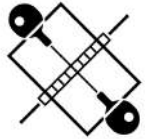
Round of 32	NPC Code	Round of 16	NPC Code	Quarterfinals	NPC Code	Semifinals	NPC Code	Finals	NPC Code
DIDUKH Viktor	UKR	DIDUKH Viktor	UKR	DIDUKH Viktor	UKR	DIDUKH Viktor	UKR	DIDUKH Viktor	UKR
BYE				3-0 (11:6, 11:7, 11:7)		3-2 (9:11, 10:12, 11:8, 12:10, 13:11)		3-1 (11:2, 8:11, 11:6, 11:8)	
BYE									
BOUVAIS Thomas	FRA	BOUVAIS Thomas	FRA						
ZOHIL Borna	CRO	ZOHIL Borna	CRO						
FARINLOYE Victor	NGR	3-0 (11:7, 11:7, 11:7)		ANDERSSON Emil	SWE				
BYE				3-2 (5:11, 4:11, 11:8, 11:8, 11:6)					
ANDERSSON Emil	SWE	ANDERSSON Emil	SWE						
SHILTON Billy	GBR	SHILTON Billy	GBR						
BYE									
HOSSEINI POUR Seyed	RPT	WANGPHONPHAT.	THA						
WANGPHONPHATHANAS.	THA	3-0 (11:7, 11:9, 11:7)		WANGPHONPHAT.	THA				
PENG Weinan	CHN	PENG Weinan	CHN						
MANARA Luiz Filipe	BRA	3-0 (11:7, 11:7, 11:6)		WANGPHONPHAT.	THA				
BYE									
GRUDZIEN Piotr	POL	GRUDZIEN Piotr	POL						
ZHAO Shuai	CHN	ZHAO Shuai	CHN						
BYE									
MAKHULBEKOV Ali	KAZ	LEDoux Marc	BEL						
LEDoux Marc	BEL	3-1 (12:10, 11:6, 6:11, 11:7)		ZHAO Shuai	CHN				
CSEJTEY Richard	SVK	CSEJTEY Richard	SVK						
PELLISSIER Nathan	AUS	3-1 (7:11, 11:8, 11:2, 11:6)		McKIBBIN Aaron	GBR				
BYE				3-2 (11:8, 7:11, 13:11, 9:11, 11:8)					
McKIBBIN Aaron	GBR	McKIBBIN Aaron	GBR						
NIKOLENKO Maksym	UKR	NIKOLENKO M	UKR						
BYE									
BYE									
DIAZ Alejandro	ESP	DIAZ Alejandro	ESP						
CHUDZICKI Maksym	POL	CHUDZICKI Maksym	POL						
BYE									
BYE									
BERTHIER Clement	FRA	BERTHIER Clement	FRA						

Rank	Name	NPC Code
1	DIDUKH Viktor	UKR
2	ZHAO Shuai	CHN
3	NIKOLENKO Maksym	UKR
3	WANGPHONPHATHANAS.	THA
5	ANDERSSON Emil	SWE
5	BERTHIER Clement	FRA
5	McKIBBIN Aaron	GBR
5	PENG Weinan	CHN
9	BOUVAIS Thomas	FRA
9	CHUDZICKI Maksym	POL
9	CSEJTEY Richard	SVK
9	DIAZ Alejandro	ESP
9	GRUDZIEN Piotr	POL
9	LEDoux Marc	BEL
9	SHILTON Billy	GBR
9	ZOHIL Borna	CRO

Rank	Name	NPC Code
<b>GOLD</b>		
	DIDUKH Viktor	UKR
	3-2 (11:7, 4:11, 11:8, 9:11, 11:8)	
<b>SILVER</b>		
	ZHAO Shuai	CHN
<b>BRONZE</b>		
	NIKOLENKO M	UKR
	WANGPHONPHAT.	THA



**Match Results**  
Résultats du match

**ZOHIL Borna (CRO) 3 - 0 FARINLOYE Victor (NGR)**

Game Summary		Match	Game 1	Game 2	Game 3	Game 4	Game 5
ZOHIL Borna	CRO	3	11	11	11		
FARINLOYE Victor	NGR	0	7	7	7		
Duration:		17min	5min	6min	5min		

Match No.: 1 Table: 5

Umpires: MERHEB Imad (LBN) GERSDORF Anja (GER)

Player Statistics	ZOHIL Borna (CRO)					Match	FARINLOYE Victor (NGR)					Match
	Game						Game					
	1	2	3	4	5		1	2	3	4	5	
Points won	11	11	11			33	7	7	7			21
Biggest lead	4	6	4			6	-	-	1			1
Points won on own serve	2	6	7			15	1	3	6			10
Points lost on own serve	6	4	1			11	9	5	4			18
Most consecutive points won	4	5	4			5	2	4	2			4
Greatest deficit overcome	-	-	1			1	-	-	-			-

Game/Match Statistics	Game					Match
	1	2	3	4	5	
Longest rally (strokes)	15	10	8			15
Average rally	5	5	4			5

**Game Progress**

1 ZOHIL Borna (CRO)	0	1	*2	2	2	3	*3	4	5	6	*7	7	7	8	*9	9	9	10	11
FARINLOYE Victor (NGR)	*0	0	0	1	*2	2	3	3	*3	3	3	4	*5	5	5	6	*7	7	7
2 ZOHIL Borna (CRO)	*0	1	1	2	*3	4	4	4	*5	6	7	8	*9	9	9	9	*9	10	11
FARINLOYE Victor (NGR)	0	0	*1	1	1	1	*2	3	3	3	*3	3	3	4	*5	6	7	7	7
3 ZOHIL Borna (CRO)	0	0	*1	2	3	4	*4	5	5	5	*6	7	8	8	*8	9	10	10	11
FARINLOYE Victor (NGR)	*0	1	1	1	*1	1	2	2	*3	4	4	4	*4	5	6	6	*6	7	7

**Note:**  
The "Greatest deficit overcome" only applies when the player ends up winning the game.

**Legend:**  
\* Server  
No. Number



**Match Results**  
Résultats du match

HOSSEINI POUR Seyed (RPT) **0 - 3** WANGPHONPHATHANASIRI Phisit (THA)

Game Summary		Match	Game 1	Game 2	Game 3	Game 4	Game 5
HOSSEINI POUR Seyed	RPT	0	7	9	7		
WANGPHONPHATHANASIRI Phisit	THA	3	11	11	11		
Duration:		23min	6min	6min	9min		

Match No.: 2 Table: 1

Umpires: FOUCHARD Frederic (FRA) PARMENTELAT Tamara (FRA)

Player Statistics	HOSSEINI POUR Seyed (RPT)					Match	WANGPHONPHATHANASIRI Phisit (THA)					Match	
	Game						Match	Game					
	1	2	3	4	5			1	2	3	4		5
Points won	7	9	7			23	11	11	11			33	
Biggest lead	3	-	1			3	4	5	6			6	
Points won on own serve	5	5	3			13	8	6	6			20	
Points lost on own serve	3	5	5			13	2	4	4			10	
Most consecutive points won	3	3	3			3	7	5	7			7	
Greatest deficit overcome	-	-	-			-	3	-	1			3	

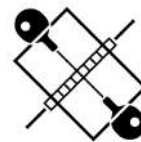
Game/Match Statistics	Game					Match
	1	2	3	4	5	
Longest rally (strokes)	12	18	19			19
Average rally	4	6	10			7

**Game Progress**

1	HOSSEINI POUR Seyed (RPT)	0	1	*1	2	3	4	*4	5	5	5	*5	5	5	5	*5	6	7	7	7	WANGPHONPHATHANASIRI Phisit (THA)	*0	0	1	1	*1	1	2	2	*3	4	5	6	*7	8	9	9	*9	10	11				
2	HOSSEINI POUR Seyed (RPT)	*0	0	0	0	*0	0	1	1	*2	2	3	3	*4	4	5	6	*6	7	8	9	9	WANGPHONPHATHANASIRI Phisit (THA)	0	1	*2	3	4	5	*5	6	6	7	*7	8	8	9	*9	9	10	10	*10	10	11
3	HOSSEINI POUR Seyed (RPT)	0	0	*1	2	2	3	*3	3	3	3	*3	3	3	4	*4	5	6	7	7	WANGPHONPHATHANASIRI Phisit (THA)	*0	1	1	1	*2	2	3	4	*5	6	7	8	*9	9	10	10	*10	10	11				

**Note:**  
The "Greatest deficit overcome" only applies when the player ends up winning the game.

**Legend:**  
\* Server **No.** Number



**Match Results**  
Résultats du match

**PENG Weinan (CHN) 3 - 0 MANARA Luiz Filipe (BRA)**

Game Summary		Match	Game 1	Game 2	Game 3	Game 4	Game 5
<b>PENG Weinan</b>	<b>CHN</b>	<b>3</b>	11	11	11		
<b>MANARA Luiz Filipe</b>	<b>BRA</b>	<b>0</b>	7	7	6		
Duration:		<b>19min</b>	6min	6min	6min		

Match No.: 3 Table: 3

Umpires: VASINOVA Karina (CZE) LEMAN Jean Yves (FRA)

Player Statistics	PENG Weinan (CHN)					Match	MANARA Luiz Filipe (BRA)					Match	
	Game						Match	Game					
	1	2	3	4	5			1	2	3	4		5
Points won	11	11	11			<b>33</b>	7	7	6			<b>20</b>	
Biggest lead	5	6	6			<b>6</b>	-	1	-			<b>1</b>	
Points won on own serve	8	7	6			<b>21</b>	5	6	3			<b>14</b>	
Points lost on own serve	2	1	3			<b>6</b>	3	4	5			<b>12</b>	
Most consecutive points won	5	7	5			<b>7</b>	3	3	2			<b>3</b>	
Greatest deficit overcome	-	1	-			<b>1</b>	-	-	-			-	

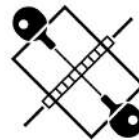
Game/Match Statistics	Game					Match
	1	2	3	4	5	
Longest rally (strokes)	9	6	7			<b>9</b>
Average rally	4	4	4			<b>4</b>

**Game Progress**

1 <b>PENG Weinan (CHN)</b>	*0	1	2	3	*3	4	4	4	*4	5	6	7	*8	9	9	9	*9	10	<b>11</b>
MANARA Luiz Filipe (BRA)	0	0	*0	0	1	1	*2	3	4	4	*4	4	4	4	*5	6	7	7	7
2 <b>PENG Weinan (CHN)</b>	0	0	*1	2	3	4	*5	6	7	7	*7	8	8	8	*8	9	10	10	<b>11</b>
MANARA Luiz Filipe (BRA)	*0	1	1	1	*1	1	1	1	*1	2	3	3	*4	5	6	6	*6	7	7
3 <b>PENG Weinan (CHN)</b>	*0	1	2	2	*3	4	5	6	*7	7	7	8	*8	9	9	10	*10	<b>11</b>	
MANARA Luiz Filipe (BRA)	0	0	*0	1	1	1	*1	1	1	2	*3	3	4	4	*5	5	6	<b>6</b>	

**Note:**  
The "Greatest deficit overcome" only applies when the player ends up winning the game.

**Legend:**  
\* Server **No.** Number



**Match Results**  
Résultats du match

MAKHULBEKOV Ali (KAZ) **1 - 3** LEDOUX Marc (BEL)

Game Summary		Match	Game 1	Game 2	Game 3	Game 4	Game 5
MAKHULBEKOV Ali	KAZ	<b>1</b>	10	6	11	7	
LEDOUX Marc	BEL	<b>3</b>	12	11	6	11	
Duration:		<b>26min</b>	7min	5min	4min	7min	

Match No.: 4 Table: 3  
Umpires: RUANGVIRIYACHAI Pairuch (THA) MIKITA Darek (CAN)

Player Statistics	MAKHULBEKOV Ali (KAZ)					Match	LEDOUX Marc (BEL)					Match
	Game						Game					
	1	2	3	4	5		1	2	3	4	5	
Points won	10	6	11	7		<b>34</b>	12	11	6	11		<b>40</b>
Biggest lead	2	-	6	1		<b>6</b>	2	7	-	5		<b>7</b>
Points won on own serve	3	4	5	4		<b>16</b>	4	6	3	5		<b>18</b>
Points lost on own serve	8	5	3	6		<b>22</b>	7	2	6	3		<b>18</b>
Most consecutive points won	3	3	4	4		<b>4</b>	3	7	2	5		<b>7</b>
Greatest deficit overcome	-	-	-	-		-	2	-	-	1		<b>2</b>

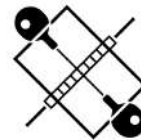
Game/Match Statistics	Game					Match
	1	2	3	4	5	
Longest rally (strokes)	11	13	8	10		<b>13</b>
Average rally	5	4	4	4		<b>4</b>

**Game Progress**

1	MAKHULBEKOV Ali (KAZ)	0	1	*1	2	3	3	*4	4	4	5	*6	6	6	6	*7	7	7	8	*9	10	10	*10	10
	LEDOUX Marc (BEL)	*0	0	1	1	*1	2	2	3	*4	4	4	5	*6	7	7	8	*9	9	9	9	*10	11	12
2	MAKHULBEKOV Ali (KAZ)	*0	0	1	1	*1	1	1	1	*1	1	2	2	*3	4	5	5	*6	6					
	LEDOUX Marc (BEL)	0	1	*1	2	3	4	*5	6	7	8	*8	9	9	9	*9	10	10	11					
3	MAKHULBEKOV Ali (KAZ)	0	1	*1	2	3	4	*5	5	6	7	*7	8	9	9	*10	10	10	11					
	LEDOUX Marc (BEL)	*0	0	1	1	*1	1	1	2	*2	2	3	3	*3	4	4	5	*6	6					
4	MAKHULBEKOV Ali (KAZ)	*0	0	1	2	*2	2	2	2	*2	3	3	3	*4	5	6	7	*7	7	7				7
	LEDOUX Marc (BEL)	0	1	*1	1	2	3	*4	5	6	6	*7	8	8	8	*8	8	9	10	11				

**Note:**  
The "Greatest deficit overcome" only applies when the player ends up winning the game.

**Legend:**  
\* Server **No.** Number



Match Results  
Résultats du match

CSEJTEY Richard (SVK) 3 - 1 PELLISSIER Nathan (AUS)

Game Summary		Match	Game 1	Game 2	Game 3	Game 4	Game 5
CSEJTEY Richard	SVK	3	7	11	11	11	
PELLISSIER Nathan	AUS	1	11	8	2	6	
Duration:		33min	6min	9min	5min	9min	

Match No.: 5 Table: 5  
Umpires: PURCELL Tom (GBR) LABRUE Jacques (FRA)

Player Statistics	CSEJTEY Richard (SVK)					Match	PELLISSIER Nathan (AUS)					Match
	Game						Game					
	1	2	3	4	5		1	2	3	4	5	
Points won	7	11	11	11		40	11	8	2	6		27
Biggest lead	2	3	9	5		9	4	1	1	-		4
Points won on own serve	5	5	6	7		23	6	4	1	5		16
Points lost on own serve	5	4	1	1		11	2	6	5	4		17
Most consecutive points won	2	4	9	4		9	5	4	1	2		5
Greatest deficit overcome	-	1	1	-		1	2	-	-	-		2

Game/Match Statistics	Game					Match
	1	2	3	4	5	
Longest rally (strokes)	7	15	11	9		15
Average rally	4	5	5	5		4

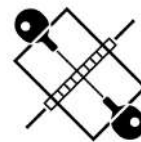
Game Progress

1 CSEJTEY Richard (SVK)	*0	0	1	2	*2	3	4	4	*4	5	5	5	*5	5	5	6	*6	7	7	
PELLISSIER Nathan (AUS)	0	1	*1	1	2	2	*2	3	4	4	*5	6	7	8	*9	9	10	10	11	
2 CSEJTEY Richard (SVK)	0	1	*2	2	3	3	*4	5	5	5	*5	5	6	7	*8	9	9	10	*10	11
PELLISSIER Nathan (AUS)	*0	0	0	1	*1	2	2	2	*3	4	5	6	*6	6	6	6	*7	7	8	8
3 CSEJTEY Richard (SVK)	*0	0	1	2	*2	3	4	5	*6	7	8	9	*10	11						
PELLISSIER Nathan (AUS)	0	1	*1	1	2	2	*2	2	2	2	*2	2	2	2						
4 CSEJTEY Richard (SVK)	0	1	*1	2	3	3	*3	4	5	6	*7	7	8	8	*8	9	10	11		
PELLISSIER Nathan (AUS)	*0	0	1	1	*1	2	3	3	*3	3	3	4	*4	5	6	6	*6	6		

Note:  
The "Greatest deficit overcome" only applies when the player ends up winning the game.

Legend:  
\* Server No. Number





**Match Results**  
Résultats du match

**DIDUKH Viktor (UKR) 3 - 0 BOUVAIS Thomas (FRA)**

Game Summary		Match	Game 1	Game 2	Game 3	Game 4	Game 5
DIDUKH Viktor	UKR	3	11	11	11		
BOUVAIS Thomas	FRA	0	6	7	7		
Duration:		27min	7min	7min	11min		

Match No.: 6 Table: 1

Umpires: RUANGVIRIYACHAI Pairuch (THA) VASINOVA Karina (CZE)

Player Statistics	DIDUKH Viktor (UKR)						Match	BOUVAIS Thomas (FRA)						Match
	Game					Match		Game					Match	
	1	2	3	4	5			1	2	3	4	5		
Points won	11	11	11			33	6	7	7			20		
Biggest lead	7	6	5			7	-	-	-			-		
Points won on own serve	7	4	7			18	4	3	4			11		
Points lost on own serve	2	4	3			9	4	7	4			15		
Most consecutive points won	7	6	3			7	5	3	2			5		
Greatest deficit overcome	-	-	-			-	-	-	-			-		

Game/Match Statistics	Game					Match
	1	2	3	4	5	
Longest rally (strokes)	9	12	15			15
Average rally	5	5	5			5

**Game Progress**

1 DIDUKH Viktor (UKR)	*0	1	2	3	*4	5	6	7	*7	7	7	7	*7	8	9	10	*10	11	
BOUVAIS Thomas (FRA)	0	0	*0	0	0	0	*0	0	1	2	*3	4	5	5	*5	5	6	6	
2 DIDUKH Viktor (UKR)	0	1	*2	3	4	5	*6	6	6	7	*7	8	8	8	*8	9	9	10	11
BOUVAIS Thomas (FRA)	*0	0	0	0	*0	0	0	1	*2	2	3	3	*4	5	6	6	*7	7	7
3 DIDUKH Viktor (UKR)	*0	1	2	3	*3	3	4	4	*5	6	7	7	*8	8	9	10	*10	10	11
BOUVAIS Thomas (FRA)	0	0	*0	0	1	2	*2	3	3	3	*3	4	4	5	*5	5	6	7	7

**Note:**

The "Greatest deficit overcome" only applies when the player ends up winning the game.

**Legend:**

\* Server

**No.** Number



**Match Results**  
Résultats du match

ZOHIL Borna (CRO) **2 - 3** ANDERSSON Emil (SWE)

Game Summary		Match	Game 1	Game 2	Game 3	Game 4	Game 5
ZOHIL Borna	CRO	2	11	11	8	8	6
ANDERSSON Emil	SWE	3	5	4	11	11	11
Duration:		36min	5min	6min	7min	9min	7min

Match No.: 7 Table: 1

Umpires: LONGEPE Louis Jean (FRA) LEONG Amanda Pei San (SGP)

Player Statistics	ZOHIL Borna (CRO)						ANDERSSON Emil (SWE)					
	Game					Match	Game					Match
	1	2	3	4	5		1	2	3	4	5	
Points won	11	11	8	8	6	44	5	4	11	11	11	42
Biggest lead	6	7	2	5	1	7	2	-	3	3	5	5
Points won on own serve	6	7	3	6	3	25	3	3	5	7	6	24
Points lost on own serve	2	1	6	4	5	18	5	4	5	2	3	19
Most consecutive points won	4	7	2	4	2	7	2	3	5	7	5	7
Greatest deficit overcome	2	-	-	-	-	2	-	-	2	5	1	5

Game/Match Statistics	Game					Match
	1	2	3	4	5	
Longest rally (strokes)	11	8	13	13	12	13
Average rally	4	5	5	6	5	5

**Game Progress**

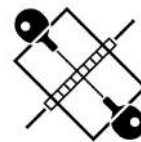
1	ZOHIL Borna (CRO)	0	0	*0	1	2	3	*4	4	5	6	*7	8	8	8	*9	10	11			
	ANDERSSON Emil (SWE)	*0	1	2	2	*2	2	2	3	*3	3	3	3	*4	5	5	5	5			
2	ZOHIL Borna (CRO)	*0	1	2	3	*3	4	4	4	*4	5	6	7	*8	9	10	11				
	ANDERSSON Emil (SWE)	0	0	*0	0	1	1	*2	3	4	4	*4	4	4	4	*4	4				
3	ZOHIL Borna (CRO)	0	1	*2	2	2	2	*2	2	3	3	*4	5	5	5	*6	7	7	7	*8	8
	ANDERSSON Emil (SWE)	*0	0	0	1	*2	3	4	5	*5	6	6	6	*7	8	8	8	*9	10	10	11
4	ZOHIL Borna (CRO)	*0	1	2	2	*3	4	5	6	*6	7	7	7	*7	7	7	7	*7	8	8	8
	ANDERSSON Emil (SWE)	0	0	*0	1	1	1	*1	1	2	2	*3	4	5	6	*7	8	9	9	*10	11
5	ZOHIL Borna (CRO)	0	1	*1	1	2	2	*2	2	2	2	*3	4	4	5	*5	5	6	6		
	ANDERSSON Emil (SWE)	*0	0	1	2	*2	3	4	5	*6	7	7	7	*8	8	9	10	*10	11		

**Note:**

The "Greatest deficit overcome" only applies when the player ends up winning the game.

**Legend:**

\* Server **No.** Number



**Match Results**  
Résultats du match

SHILTON Billy (GBR) **1 - 3** WANGPHONPHATHANASIRI Phisit (THA)

Game Summary		Match	Game 1	Game 2	Game 3	Game 4	Game 5
SHILTON Billy	GBR	1	11	11	8	5	
WANGPHONPHATHANASIRI Phisit	THA	3	13	4	11	11	
Duration:		30min	9min	5min	6min	7min	

Match No.: 8 Table: 3

Umpires: GULLBERG-HANSEN Jens (DEN) DECLOMESNIL Yohan (FRA)

Player Statistics	SHILTON Billy (GBR)					Match	WANGPHONPHATHANASIRI Phisit (THA)					Match
	Game						Game					
	1	2	3	4	5		1	2	3	4	5	
Points won	11	11	8	5		35	13	4	11	11		39
Biggest lead	2	8	-	1		8	2	-	4	8		8
Points won on own serve	9	5	4	4		22	10	1	6	7		24
Points lost on own serve	3	3	5	4		15	2	6	4	1		13
Most consecutive points won	2	6	2	3		6	3	2	2	6		6
Greatest deficit overcome	-	-	-	-		-	2	-	-	1		2

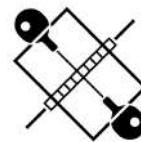
Game/Match Statistics	Game					Match
	1	2	3	4	5	
Longest rally (strokes)	16	11	11	13		16
Average rally	6	5	5	6		5

**Game Progress**

1 SHILTON Billy (GBR)	0	1	*1	2	3	3	*3	3	4	5	*5	6	7	7	*7	8	9	9	*9	9	10	*10	11	*11	11
WANGPHONPHATHANASIRI Phisit (THA)	*0	0	1	1	*1	2	3	4	*4	4	5	5	*5	6	7	7	*7	8	9	10	*10	11	*11	12	13
2 SHILTON Billy (GBR)	*0	1	2	3	*3	4	4	5	*6	7	8	9	*10	10	10	11									
WANGPHONPHATHANASIRI Phisit (THA)	0	0	*0	0	1	1	*2	2	2	2	*2	2	2	3	*4	4									
3 SHILTON Billy (GBR)	0	0	*0	1	1	1	*2	2	2	3	*3	4	5	5	*5	6	6	7	*8	8					
WANGPHONPHATHANASIRI Phisit (THA)	*0	1	2	2	*3	4	4	5	*6	6	7	7	*7	8	9	9	*10	10	10	11					
4 SHILTON Billy (GBR)	*0	1	1	1	*1	1	2	2	*2	2	2	2	*2	3	4	5	5								
WANGPHONPHATHANASIRI Phisit (THA)	0	0	*1	2	3	4	*4	5	6	7	*8	9	10	10	*10	10	11								

**Note:**  
The "Greatest deficit overcome" only applies when the player ends up winning the game.

**Legend:**  
\* Server **No.** Number



## Match Results

Résultats du match

**PENG Weinan (CHN) 3 - 2 GRUDZIEN Piotr (POL)**

Game Summary		Match	Game 1	Game 2	Game 3	Game 4	Game 5
PENG Weinan	CHN	3	11	15	7	9	11
GRUDZIEN Piotr	POL	2	5	13	11	11	9
Duration:		44min	5min	12min	6min	9min	9min

Match No.: 9 Table: 5

Umpires: REZAIE JAHDKON Simin (IRI) SIMON Jacky (FRA)

Player Statistics	PENG Weinan (CHN)						GRUDZIEN Piotr (POL)					
	Game					Match	Game					Match
	1	2	3	4	5		1	2	3	4	5	
Points won	11	15	7	9	11	53	5	13	11	11	9	49
Biggest lead	6	2	1	4	2	6	-	2	7	2	2	7
Points won on own serve	6	9	4	3	6	28	3	8	5	4	5	25
Points lost on own serve	2	5	6	7	4	24	5	6	3	6	5	25
Most consecutive points won	3	3	4	3	3	4	2	2	8	6	2	8
Greatest deficit overcome	-	2	-	-	2	2	-	-	1	4	-	4

Game/Match Statistics	Game					Match
	1	2	3	4	5	
Longest rally (strokes)	5	6	10	11	9	11
Average rally	3	3	4	6	4	4

### Game Progress

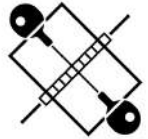
1	PENG Weinan (CHN)	*0   1   2   2   *3   4   4   4   *5   6   7   7   *8   8   9   10   11
	GRUDZIEN Piotr (POL)	0   0   *0   1   1   1   *2   3   3   3   *3   4   4   5   *5   5   5
2	PENG Weinan (CHN)	0   0   *1   1   2   2   *3   3   3   4   *4   5   5   6   *6   7   8   9   *9   9   10   *10   11   *11   12   *12
	GRUDZIEN Piotr (POL)	*0   1   1   2   *2   3   3   4   *5   5   6   6   *7   7   8   8   *8   8   9   10   *10   11   *11   12   *12   13
		13   *14   15
		*13   13   13
3	PENG Weinan (CHN)	*0   1   1   1   *1   1   1   1   *1   1   2   3   *4   5   5   5   *6   7   7
	GRUDZIEN Piotr (POL)	0   0   *1   2   3   4   *5   6   7   8   *8   8   8   8   *9   10   10   10   11
4	PENG Weinan (CHN)	0   1   *2   3   3   3   *3   4   4   5   *6   6   7   8   *9   9   9   9   *9   9   9
	GRUDZIEN Piotr (POL)	*0   0   0   0   *1   2   3   3   *4   4   4   5   *5   5   5   6   *7   8   9   10   11
5	PENG Weinan (CHN)	*0   0   1   1   *1   2   2   3   *3   4   5   5   *6   7   7   7   *8   8   9   10   11
	GRUDZIEN Piotr (POL)	0   1   *1   2   3   3   *4   4   5   5   *5   6   6   6   *7   8   8   9   *9   9   9

### Note:

The "Greatest deficit overcome" only applies when the player ends up winning the game.

### Legend:

\* Server No. Number



Match Results

Résultats du match

ZHAO Shuai (CHN) 3 - 0 LEDOUX Marc (BEL)

Game Summary		Match	Game 1	Game 2	Game 3	Game 4	Game 5
ZHAO Shuai	CHN	3	11	11	11		
LEDOUX Marc	BEL	0	2	3	4		
Duration:		12min	4min	3min	5min		

Match No.: 10 Table: 3

Umpires: WILLIAMS Jackie (GBR) GHACHEM Najeh (TUN)

Player Statistics	ZHAO Shuai (CHN)					Match	LEDOUX Marc (BEL)					Match	
	Game						Match	Game					
	1	2	3	4	5			1	2	3	4		5
Points won	11	11	11			33	2	3	4			9	
Biggest lead	10	8	7			10	-	-	1			1	
Points won on own serve	7	6	6			19	2	3	2			7	
Points lost on own serve	0	0	2			2	4	5	5			14	
Most consecutive points won	10	5	4			10	2	1	1			2	
Greatest deficit overcome	-	-	1			1	-	-	-			-	

Game/Match Statistics	Game					Match
	1	2	3	4	5	
Longest rally (strokes)	12	12	12			12
Average rally	5	5	5			5

Game Progress

1	ZHAO Shuai (CHN)	*0	1	2	3	*4	5	6	7	*8	9	10	10	*10	11		
	LEDOUX Marc (BEL)	0	0	*0	0	0	0	*0	0	0	0	*0	1	2	2		
2	ZHAO Shuai (CHN)	0	1	*2	3	4	5	*5	6	7	7	*8	9	10	10	11	
	LEDOUX Marc (BEL)	*0	0	0	0	*0	0	1	1	*1	2	2	2	*2	3	3	
3	ZHAO Shuai (CHN)	*0	0	1	2	*3	3	4	4	*5	6	7	7	*8	9	10	11
	LEDOUX Marc (BEL)	0	1	*1	1	1	2	*2	3	3	3	*3	4	4	4	*4	4

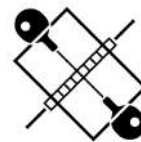
Note:

The "Greatest deficit overcome" only applies when the player ends up winning the game.

Legend:

\* Server

No. Number



**Match Results**  
Résultats du match

CSEJTEY Richard (SVK) **2 - 3** McKIBBIN Aaron (GBR)

Game Summary		Match	Game 1	Game 2	Game 3	Game 4	Game 5
CSEJTEY Richard	SVK	2	8	11	11	11	8
McKIBBIN Aaron	GBR	3	11	7	13	9	11
Duration:		36min	6min	5min	9min	6min	7min

Match No.: 11 Table: 5

Umpires: DECLOMESNIL Yohan (FRA) GULLBERG-HANSEN Jens (DEN)

Player Statistics	CSEJTEY Richard (SVK)						McKIBBIN Aaron (GBR)					
	Game					Match	Game					Match
	1	2	3	4	5		1	2	3	4	5	
Points won	8	11	11	11	8	49	11	7	13	9	11	51
Biggest lead	4	4	5	2	-	5	3	3	3	3	3	3
Points won on own serve	4	5	6	7	5	27	5	4	7	6	6	28
Points lost on own serve	6	3	6	3	5	23	4	6	5	4	3	22
Most consecutive points won	4	6	4	3	3	6	7	3	8	5	3	8
Greatest deficit overcome	-	3	-	3	-	3	4	-	5	-	-	5

Game/Match Statistics	Game					Match
	1	2	3	4	5	
Longest rally (strokes)	11	7	16	11	13	16
Average rally	4	4	5	4	5	4

**Game Progress**

1	CSEJTEY Richard (SVK)	*0	1	1	2	*2	3	4	5	*6	6	6	6	*6	6	6	6	*7	8	8	8					
	McKIBBIN Aaron (GBR)	0	0	*1	1	2	2	*2	2	2	3	*4	5	6	7	*8	9	9	9	*10	11					
2	CSEJTEY Richard (SVK)	0	0	*0	0	1	2	*3	4	5	6	*6	6	7	8	*9	9	10	10	11						
	McKIBBIN Aaron (GBR)	*0	1	2	3	*3	3	3	3	*3	3	4	5	*5	5	5	6	*6	7	7						
3	CSEJTEY Richard (SVK)	*0	1	2	3	*4	4	5	6	*6	7	7	7	*7	7	7	7	*7	7	8	9	*10	11	*11	11	11
	McKIBBIN Aaron (GBR)	0	0	*0	0	0	1	*1	1	2	2	*3	4	5	6	*7	8	9	10	*10	10	10	*10	11	*12	13
4	CSEJTEY Richard (SVK)	0	0	*1	2	3	3	*3	3	3	3	*4	5	5	6	*6	7	8	8	*9	10	11				
	McKIBBIN Aaron (GBR)	*0	1	1	1	*1	2	3	4	*5	6	6	6	*7	7	8	8	*8	9	9	9	9	9	9	9	9
5	CSEJTEY Richard (SVK)	*0	0	0	1	*1	2	2	2	*3	4	5	5	*5	5	6	6	*7	7	8	8					
	McKIBBIN Aaron (GBR)	0	1	*2	2	3	3	*4	5	5	5	5	*5	6	7	8	*8	9	9	10	*10	11				

**Note:**  
The "Greatest deficit overcome" only applies when the player ends up winning the game.

**Legend:**  
\* Server **No.** Number



### Match Results

Résultats du match

NIKOLENKO Maksym (UKR) 3 - 0 DIAZ Alejandro (ESP)

Game Summary		Match	Game 1	Game 2	Game 3	Game 4	Game 5
NIKOLENKO Maksym	UKR	3	11	11	11		
DIAZ Alejandro	ESP	0	3	8	4		
Duration:		17min	4min	8min	4min		

Match No.: 12 Table: 3

Umpires: ROUSSET Isabelle (FRA) FOUCHARD Frederic (FRA)

Player Statistics	NIKOLENKO Maksym (UKR)					Match	DIAZ Alejandro (ESP)					Match	
	Game						Match	Game					
	1	2	3	4	5			1	2	3	4		5
Points won	11	11	11			33	3	8	4			15	
Biggest lead	8	4	7			8	-	2	-			2	
Points won on own serve	7	8	6			21	2	7	2			11	
Points lost on own serve	1	1	2			4	4	3	5			12	
Most consecutive points won	5	6	3			6	2	2	1			2	
Greatest deficit overcome	-	2	-			2	-	-	-			-	

Game/Match Statistics	Game					Match
	1	2	3	4	5	
Longest rally (strokes)	11	8	8			11
Average rally	4	4	3			4

#### Game Progress

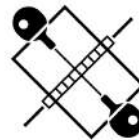
1	NIKOLENKO Maksym (UKR)	*0	1	2	3	*3	4	5	6	*6	6	7	8	*9	10	11					
	DIAZ Alejandro (ESP)	0	0	*0	0	1	1	*1	1	2	3	*3	3	3	3	3					
2	NIKOLENKO Maksym (UKR)	0	0	*0	1	2	2	*2	3	3	4	*4	5	6	7	*8	9	10	10	*10	11
	DIAZ Alejandro (ESP)	*0	1	2	2	*2	3	4	4	*5	5	6	6	*6	6	6	6	*6	7	8	8
3	NIKOLENKO Maksym (UKR)	*0	1	2	3	*3	4	5	6	*6	7	7	8	*9	9	10	11				
	DIAZ Alejandro (ESP)	0	0	*0	0	1	1	*1	1	2	2	*3	3	3	4	*4	4				

#### Note:

The "Greatest deficit overcome" only applies when the player ends up winning the game.

#### Legend:

\* Server No. Number



### Match Results

Résultats du match

**CHUDZICKI Maksym (POL) 2 - 3 BERTHIER Clement (FRA)**

Game Summary		Match	Game 1	Game 2	Game 3	Game 4	Game 5
CHUDZICKI Maksym	POL	2	11	11	7	7	8
BERTHIER Clement	FRA	3	8	9	11	11	11
Duration:		28min	5min	6min	5min	5min	6min

Match No.: 13 Table: 1  
Umpires: MERHEB Imad (LBN) GALLEGO David (COL)

Player Statistics	CHUDZICKI Maksym (POL)						BERTHIER Clement (FRA)					
	Game					Match	Game					Match
	1	2	3	4	5		1	2	3	4	5	
Points won	11	11	7	7	8	44	8	9	11	11	11	50
Biggest lead	3	4	1	-	1	4	2	1	4	4	3	4
Points won on own serve	5	6	2	3	5	21	3	5	3	6	6	23
Points lost on own serve	5	4	8	5	5	27	6	5	5	4	3	23
Most consecutive points won	3	4	3	2	2	4	3	3	5	4	3	5
Greatest deficit overcome	2	1	-	-	-	2	-	-	1	-	1	1

Game/Match Statistics	Game					Match
	1	2	3	4	5	
Longest rally (strokes)	16	12	8	13	10	16
Average rally	5	5	4	5	5	5

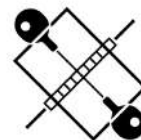
#### Game Progress

1 CHUDZICKI Maksym (POL)	*0	1	1	1	*1	2	2	3	*4	4	5	6	*6	6	7	8	*9	9	10	11	
BERTHIER Clement (FRA)	0	0	*1	2	3	3	*4	4	4	5	*5	5	6	7	*7	7	7	8	*8	8	
2 CHUDZICKI Maksym (POL)	0	0	*1	2	2	3	*3	3	4	5	*5	6	7	8	*9	9	10	10	*10	10	11
BERTHIER Clement (FRA)	*0	1	1	1	*2	2	3	4	*4	4	5	5	*5	5	5	6	*6	7	8	9	9
3 CHUDZICKI Maksym (POL)	*0	1	1	1	*2	2	2	3	*4	5	5	5	*5	5	5	6	*7	7	7	7	
BERTHIER Clement (FRA)	0	0	*1	2	2	3	*4	4	4	4	*5	6	7	8	*9	9	9	10	11	11	
4 CHUDZICKI Maksym (POL)	0	0	*0	1	1	2	*2	3	4	4	*4	4	4	5	*6	6	6	7	7	7	
BERTHIER Clement (FRA)	*0	1	2	2	*3	3	4	4	*4	5	6	7	*8	8	8	9	*10	10	11	11	
5 CHUDZICKI Maksym (POL)	*0	0	1	1	*2	2	3	4	*4	5	5	6	*6	7	7	7	*7	8	8	8	
BERTHIER Clement (FRA)	0	1	*1	2	2	3	*3	3	4	4	*5	5	6	6	*7	8	9	9	*10	11	

**Note:**  
The "Greatest deficit overcome" only applies when the player ends up winning the game.

**Legend:**  
\* Server  
No. Number





### Match Results

Résultats du match

DIDUKH Viktor (UKR) 3 - 2 ANDERSSON Emil (SWE)

Game Summary		Match	Game 1	Game 2	Game 3	Game 4	Game 5
DIDUKH Viktor	UKR	3	9	10	11	12	13
ANDERSSON Emil	SWE	2	11	12	8	10	11
Duration:		46min	8min	11min	8min	9min	10min

Match No.: 14 Table: 1

Umpires: de HAUTECLOCQUE Donatien (FRA) SIMON Jacky (FRA)

Player Statistics	DIDUKH Viktor (UKR)						ANDERSSON Emil (SWE)					
	Game					Match	Game					Match
	1	2	3	4	5		1	2	3	4	5	
Points won	9	10	11	12	13	55	11	12	8	10	11	52
Biggest lead	2	2	4	4	4	4	3	4	1	1	1	4
Points won on own serve	6	6	6	6	6	30	7	7	5	5	5	29
Points lost on own serve	4	5	3	5	6	23	3	4	5	6	7	25
Most consecutive points won	3	3	4	3	4	4	3	6	2	4	4	6
Greatest deficit overcome	-	-	1	1	1	1	2	2	-	-	-	2

Game/Match Statistics	Game					Match
	1	2	3	4	5	
Longest rally (strokes)	12	11	10	6	19	19
Average rally	5	5	4	3	5	4

#### Game Progress

1	DIDUKH Viktor (UKR)	0	0	*0	0	1	2	*2	3	4	4	*5	6	7	7	*7	7	8	9	*9	9	9				
	ANDERSSON Emil (SWE)	*0	1	2	3	*3	3	4	4	*4	5	5	5	*5	6	7	8	*8	8	9	10	11	11			
2	DIDUKH Viktor (UKR)	*0	0	1	1	*2	3	4	4	*4	4	4	4	*4	5	6	7	*7	8	8	9	*10	10	10		
	ANDERSSON Emil (SWE)	0	1	*1	2	2	2	*2	3	4	5	*6	7	8	8	*8	8	9	9	*10	10	10	*11	12		
3	DIDUKH Viktor (UKR)	0	0	*1	2	3	4	*4	4	5	5	*6	6	7	8	*9	9	10	10	*10	11	11	11			
	ANDERSSON Emil (SWE)	*0	1	1	1	*1	1	2	3	*3	4	4	5	*5	5	5	6	*6	7	8	8	8	8			
4	DIDUKH Viktor (UKR)	*0	1	2	3	*3	4	5	5	*6	6	7	7	*8	8	8	9	*9	9	9	9	*10	11	12		
	ANDERSSON Emil (SWE)	0	0	*0	0	1	1	*1	2	2	3	*3	4	4	5	*6	6	7	8	*9	10	10	*10	10		
5	DIDUKH Viktor (UKR)	0	0	*1	2	2	3	*4	5	6	6	*6	6	6	7	*7	8	9	9	*10	10	10	*11	11	*12	13
	ANDERSSON Emil (SWE)	*0	1	1	1	*2	2	2	2	*2	3	4	5	*6	6	7	7	*7	8	8	9	*10	10	*11	11	11

#### Note:

The "Greatest deficit overcome" only applies when the player ends up winning the game.

#### Legend:

\* Server

No. Number



**Match Results**  
Résultats du match

**WANGPHONPHATHANASIRI Phisit (THA) 3 - 1 PENG Weinan (CHN)**

Game Summary		Match	Game 1	Game 2	Game 3	Game 4	Game 5
WANGPHONPHATHANASIRI Phisit	THA	3	11	11	8	15	
PENG Weinan	CHN	1	6	8	11	13	
Duration:		29min	5min	5min	7min	9min	

Match No.: 15 Table: 5  
Umpires: GERSDORF Anja (GER) ABDULLAH Diana (MAS)

Player Statistics	WANGPHONPHATHANASIRI Phisit (THA)					Match	PENG Weinan (CHN)					Match
	Game						Game					
	1	2	3	4	5		1	2	3	4	5	
Points won	11	11	8	15		45	6	8	11	13		38
Biggest lead	5	4	2	2		5	2	-	3	3		3
Points won on own serve	6	8	6	8		28	3	7	7	7		24
Points lost on own serve	3	1	4	6		14	5	3	2	7		17
Most consecutive points won	7	4	3	4		7	3	3	3	2		3
Greatest deficit overcome	2	-	-	3		3	-	-	2	-		2

Game/Match Statistics	Game					Match
	1	2	3	4	5	
Longest rally (strokes)	11	12	9	9		12
Average rally	5	5	5	5		5

**Game Progress**

1	WANGPHONPHATHANASIRI Phisit (THA)	*0	1	1	1	*1	2	3	4	*5	6	7	8	*8	8	8	9	*10	11								
	PENG Weinan (CHN)	0	0	*1	2	3	3	*3	3	3	3	*3	3	4	5	*6	6	6	6								
2	WANGPHONPHATHANASIRI Phisit (THA)	0	1	*2	3	4	4	*4	5	6	6	*6	7	7	7	*7	8	9	10	*10	11						
	PENG Weinan (CHN)	*0	0	0	0	*0	1	2	2	*2	3	4	4	*5	6	7	7	*7	7	8	8						
3	WANGPHONPHATHANASIRI Phisit (THA)	*0	1	2	2	*2	3	3	3	*3	4	5	6	*6	6	6	7	*7	8	8	8						
	PENG Weinan (CHN)	0	0	*0	1	2	2	*3	4	5	5	*5	5	6	7	*8	8	9	9	*10	11						
4	WANGPHONPHATHANASIRI Phisit (THA)	0	0	*0	1	1	1	*2	2	3	4	*4	4	5	6	*7	8	8	8	*9	10	10	*11	11	*11	12	*12
	PENG Weinan (CHN)	*0	1	2	2	*3	4	4	5	*5	5	6	7	*7	7	7	7	*8	9	9	9	*10	10	*11	12	*12	13
		13	*14	15																							
		*13	13	13																							

**Note:**  
The "Greatest deficit overcome" only applies when the player ends up winning the game.

**Legend:**  
\* Server  
No. Number



**Match Results**  
Résultats du match

**ZHAO Shuai (CHN) 3 - 0 McKIBBIN Aaron (GBR)**

Game Summary		Match	Game 1	Game 2	Game 3	Game 4	Game 5
ZHAO Shuai	CHN	3	11	11	11		
McKIBBIN Aaron	GBR	0	4	5	8		
Duration:		19min	5min	5min	8min		

Match No.: 16 Table: 1  
Umpires: GHACHEM Najeh (TUN) DECLOMESNIL Yohan (FRA)

Player Statistics	ZHAO Shuai (CHN)					Match	McKIBBIN Aaron (GBR)					Match
	Game						Game					
	1	2	3	4	5		1	2	3	4	5	
Points won	11	11	11			33	4	5	8			17
Biggest lead	7	6	3			7	-	-	-			-
Points won on own serve	6	7	6			19	2	4	4			10
Points lost on own serve	2	1	4			7	5	4	5			14
Most consecutive points won	6	6	3			6	4	2	2			4
Greatest deficit overcome	-	-	-			-	-	-	-			-

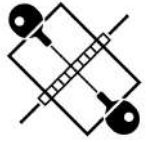
Game/Match Statistics	Game					Match
	1	2	3	4	5	
Longest rally (strokes)	8	12	10			12
Average rally	5	4	4			4

**Game Progress**

1	ZHAO Shuai (CHN)		*0		1		2		3		*4		5		6		6		*6		6		6		7		*8		9		10		11								
	McKIBBIN Aaron (GBR)		0		0		*0		0		0		*0		1		2		3		*4		4		4		4		4		*4		4								
2	ZHAO Shuai (CHN)		0		1		*1		2		3		4		*5		6		7		7		*7		8		8		8		*9		10		11						
	McKIBBIN Aaron (GBR)		*0		0		1		1		*1		1		1		*1		2		3		3		*4		5		5		5		5								
3	ZHAO Shuai (CHN)		*0		1		2		3		*3		3		4		5		*5		5		6		6		*7		7		8		8		*9		9		10		11
	McKIBBIN Aaron (GBR)		0		0		*0		0		1		2		*2		2		3		4		*4		5		5		6		*6		7		7		8		*8		8

**Note:**  
The "Greatest deficit overcome" only applies when the player ends up winning the game.

**Legend:**  
\* Server  
No. Number



### Match Results

Résultats du match

**NIKOLENKO Maksym (UKR) 3 - 2 BERTHIER Clement (FRA)**

**Game Summary**

		Match	Game 1	Game 2	Game 3	Game 4	Game 5
<b>NIKOLENKO Maksym</b>	<b>UKR</b>	<b>3</b>	14	11	8	6	13
<b>BERTHIER Clement</b>	<b>FRA</b>	<b>2</b>	12	8	11	11	11
Duration:		<b>47min</b>	8min	9min	9min	7min	12min

Match No.: 17 Table: 3

Umpires: KIVIMAKI Joonas (FIN) WILLIAMS Jackie (GBR)

Player Statistics	NIKOLENKO Maksym (UKR)						Match	BERTHIER Clement (FRA)					Match
	Game					Match		Game					
	1	2	3	4	5			1	2	3	4	5	
Points won	14	11	8	6	13	<b>52</b>	12	8	11	11	11	<b>53</b>	
Biggest lead	2	3	1	-	2	<b>3</b>	4	4	4	5	1	<b>5</b>	
Points won on own serve	4	6	6	5	6	<b>27</b>	3	5	7	8	5	<b>28</b>	
Points lost on own serve	9	3	4	3	6	<b>25</b>	10	5	2	1	7	<b>25</b>	
Most consecutive points won	3	4	2	2	3	<b>4</b>	3	5	3	3	2	<b>5</b>	
Greatest deficit overcome	4	4	-	-	1	<b>4</b>	-	-	1	-	-	<b>1</b>	

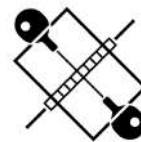
Game/Match Statistics	Game					Match
	1	2	3	4	5	
Longest rally (strokes)	11	9	18	22	20	<b>22</b>
Average rally	4	5	7	7	8	<b>6</b>

**Game Progress**

1	<b>NIKOLENKO Maksym (UKR)</b>	*0   0   0   1   *1   1   1   2   *3   3   3   4   *4   5   6   6   *7   7   8   9   *10   10   *11   11   *12   13
	<b>BERTHIER Clement (FRA)</b>	0   1   *2   2   3   4   *5   5   6   *7   7   8   8   *8   9   9   10   *10   10   10   *11   11   *12   12   *12
		14
		12
2	<b>NIKOLENKO Maksym (UKR)</b>	0   1   *1   1   1   1   *1   2   2   3   *4   5   6   6   *7   8   9   10   *10   11
	<b>BERTHIER Clement (FRA)</b>	*0   0   1   2   *3   4   5   5   *6   6   6   6   *6   7   7   7   *7   7   8   8
3	<b>NIKOLENKO Maksym (UKR)</b>	*0   1   1   1   *2   2   3   3   *3   3   4   5   *5   6   6   6   *6   7   8   8
	<b>BERTHIER Clement (FRA)</b>	0   0   *1   2   2   3   *3   4   5   6   *6   6   7   7   *8   9   10   10   *10   11
4	<b>NIKOLENKO Maksym (UKR)</b>	0   0   *0   0   1   1   *1   2   3   3   *3   3   4   5   *5   5   6   6
	<b>BERTHIER Clement (FRA)</b>	*0   1   2   3   *3   4   5   5   *5   6   7   8   *8   8   9   10   *10   11
5	<b>NIKOLENKO Maksym (UKR)</b>	*0   0   1   2   *2   2   3   3   *4   4   5   5   *6   6   7   8   *8   9   9   9   *10   10   *11   12   13
	<b>BERTHIER Clement (FRA)</b>	0   1   *1   1   2   3   *3   4   4   5   *5   6   6   7   *7   7   8   8   *9   10   10   *11   11   *11   11

**Note:**  
The "Greatest deficit overcome" only applies when the player ends up winning the game.

**Legend:**  
\* Server                                      **No.** Number


**Match Results**

Résultats du match

**DIDUKH Viktor (UKR) 3 - 1 WANGPHONPHATHANASIRI Phisit (THA)**

Game Summary		Match	Game 1	Game 2	Game 3	Game 4	Game 5
<b>DIDUKH Viktor</b>	<b>UKR</b>	<b>3</b>	11	8	11	11	
WANGPHONPHATHANASIRI Phisit	THA	1	2	11	6	8	
Duration:		<b>28min</b>	4min	6min	6min	9min	

Match No.: 18 Table: 3

Umpires: KIVIMAKI Joonas (FIN) MERHEB Imad (LBN)

Player Statistics	DIDUKH Viktor (UKR)					Match	WANGPHONPHATHANASIRI Phisit (THA)					Match	
	Game						Match	Game					
	1	2	3	4	5			1	2	3	4		5
Points won	11	8	11	11		<b>41</b>	2	11	6	8		<b>27</b>	
Biggest lead	9	1	5	3		<b>9</b>	1	3	1	1		<b>3</b>	
Points won on own serve	6	4	6	6		<b>22</b>	2	5	4	4		<b>15</b>	
Points lost on own serve	0	6	2	4		<b>12</b>	5	4	5	5		<b>19</b>	
Most consecutive points won	7	3	5	3		<b>7</b>	1	4	2	2		<b>4</b>	
Greatest deficit overcome	1	-	1	1		<b>1</b>	-	1	-	-		<b>1</b>	

Game/Match Statistics	Game					Match
	1	2	3	4	5	
Longest rally (strokes)	7	9	13	12		<b>13</b>
Average rally	4	4	6	6		<b>5</b>

**Game Progress**

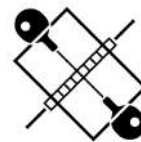
1 <b>DIDUKH Viktor (UKR)</b>	0	0	*1	2	3	4	*5	6	7	7	*8	9	10	<b>11</b>						
WANGPHONPHATHANASIRI Phisit (THA)	*0	1	1	1	*1	1	1	1	*1	2	2	2	*2	<b>2</b>						
2 <b>DIDUKH Viktor (UKR)</b>	*0	0	0	1	*1	2	3	4	*4	4	4	4	*5	6	6	6	*7	7	8	<b>8</b>
WANGPHONPHATHANASIRI Phisit (THA)	0	1	*2	2	3	3	*3	3	4	5	*6	7	7	7	*8	9	9	10	*10	<b>11</b>
3 <b>DIDUKH Viktor (UKR)</b>	0	0	*1	1	2	3	*4	5	6	6	*7	7	8	8	*8	9	10	<b>11</b>		
WANGPHONPHATHANASIRI Phisit (THA)	*0	1	1	2	*2	2	2	2	*2	3	3	4	*4	5	6	6	*6	<b>6</b>		
4 <b>DIDUKH Viktor (UKR)</b>	*0	1	1	1	*2	2	3	4	*5	5	6	6	*6	7	8	8	*9	10	10	<b>11</b>
WANGPHONPHATHANASIRI Phisit (THA)	0	0	*1	2	2	3	*3	3	3	4	*4	5	6	6	*6	7	7	7	*8	<b>8</b>

**Note:**

The "Greatest deficit overcome" only applies when the player ends up winning the game.

**Legend:**

 \* Server **No.** Number



### Match Results

Résultats du match

ZHAO Shuai (CHN) 3 - 2 NIKOLENKO Maksym (UKR)

Game Summary		Match	Game 1	Game 2	Game 3	Game 4	Game 5
ZHAO Shuai	CHN	3	11	9	9	11	11
NIKOLENKO Maksym	UKR	2	6	11	11	7	8
Duration:		39min	5min	8min	7min	8min	7min

Match No.: 19 Table: 1  
Umpires: LABRUE Jacques (FRA) LONGEPE Louis Jean (FRA)

Player Statistics	ZHAO Shuai (CHN)						NIKOLENKO Maksym (UKR)					
	Game					Match	Game					Match
	1	2	3	4	5		1	2	3	4	5	
Points won	11	9	9	11	11	51	6	11	11	7	8	43
Biggest lead	5	1	4	5	5	5	2	4	2	4	-	4
Points won on own serve	8	4	4	6	5	27	5	5	5	5	3	23
Points lost on own serve	1	6	6	2	5	20	3	5	5	5	6	24
Most consecutive points won	3	4	4	9	3	9	2	4	4	3	2	4
Greatest deficit overcome	2	-	-	4	-	4	-	1	4	-	-	4

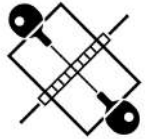
Game/Match Statistics	Game					Match
	1	2	3	4	5	
Longest rally (strokes)	13	8	11	7	9	13
Average rally	5	4	4	4	5	4

#### Game Progress

1 ZHAO Shuai (CHN)	*0	0	1	1	*1	2	3	3	*4	5	6	6	*7	8	9	9	*10	11				
NIKOLENKO Maksym (UKR)	0	1	*1	2	3	3	*3	4	4	4	*4	5	5	5	*5	6	6	6				
2 ZHAO Shuai (CHN)	0	0	*1	1	1	1	*1	2	2	3	*4	4	5	5	*6	7	8	9	*9	9	9	
NIKOLENKO Maksym (UKR)	*0	1	1	2	*3	4	5	5	*6	6	6	7	*7	8	8	8	*8	8	8	9	10	11
3 ZHAO Shuai (CHN)	*0	1	2	3	*4	4	4	4	*4	5	5	6	*6	6	6	7	*8	9	9	9	9	
NIKOLENKO Maksym (UKR)	0	0	*0	0	0	1	*2	3	4	4	*5	5	6	7	*8	8	8	8	*9	10	11	
4 ZHAO Shuai (CHN)	0	0	*0	0	1	1	*1	2	3	4	*5	6	7	8	*9	10	10	10	10	11		
NIKOLENKO Maksym (UKR)	*0	1	2	3	*3	4	5	5	*5	5	5	5	*5	5	5	5	*6	7	7			
5 ZHAO Shuai (CHN)	*0	1	2	2	*3	4	5	5	*6	6	6	7	*8	9	9	9	*10	10	10	11		
NIKOLENKO Maksym (UKR)	0	0	*0	1	1	1	*1	2	2	3	*4	4	4	4	*5	6	6	7	*8	8		

Note:  
The "Greatest deficit overcome" only applies when the player ends up winning the game.

Legend:  
\* Server No. Number


**Match Results**

Résultats du match

**DIDUKH Viktor (UKR) 3 - 2 ZHAO Shuai (CHN)**

Game Summary		Match	Game 1	Game 2	Game 3	Game 4	Game 5
DIDUKH Viktor	UKR	3	11	4	11	9	11
ZHAO Shuai	CHN	2	7	11	8	11	8
Duration:		40min	6min	5min	9min	9min	10min

Match No.: 20 Table: 1

Umpires: GALLEGO David (COL) LONGEPE Louis Jean (FRA)

Player Statistics	DIDUKH Viktor (UKR)						ZHAO Shuai (CHN)					
	Game					Match	Game					Match
	1	2	3	4	5		1	2	3	4	5	
Points won	11	4	11	9	11	46	7	11	8	11	8	45
Biggest lead	4	1	4	2	5	5	-	7	-	3	-	7
Points won on own serve	6	3	6	6	5	26	5	6	5	7	4	27
Points lost on own serve	2	5	3	4	4	18	5	1	5	3	6	20
Most consecutive points won	2	2	3	2	4	4	2	7	2	5	4	7
Greatest deficit overcome	-	-	-	-	-	-	-	1	-	2	-	2

Game/Match Statistics	Game					Match
	1	2	3	4	5	
Longest rally (strokes)	9	15	8	19	11	19
Average rally	3	5	4	7	5	5

**Game Progress**

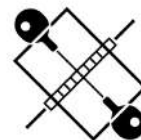
1	DIDUKH Viktor (UKR)	0	1	*2	2	3	4	*4	5	6	6	*6	7	8	8	*8	9	9	10	11		
	ZHAO Shuai (CHN)	*0	0	0	1	*1	1	2	2	*2	3	4	4	*4	5	6	6	*7	7	7		
2	DIDUKH Viktor (UKR)	*0	0	1	1	*2	3	3	3	*3	3	3	3	*3	4	4	4					
	ZHAO Shuai (CHN)	0	1	*1	2	2	2	*3	4	5	6	*7	8	9	9	*10	11					
3	DIDUKH Viktor (UKR)	0	1	*2	2	3	3	*3	4	5	5	*6	6	7	8	*9	9	10	10	*10	11	
	ZHAO Shuai (CHN)	*0	0	0	1	*1	2	3	3	*3	4	4	5	*5	5	5	6	*6	7	8	8	
4	DIDUKH Viktor (UKR)	*0	1	2	2	*2	2	2	2	*3	4	4	5	*5	6	7	7	*8	9	9	9	9
	ZHAO Shuai (CHN)	0	0	*0	1	2	3	*4	5	5	5	*6	6	7	7	*7	8	8	8	*9	10	11
5	DIDUKH Viktor (UKR)	0	1	*2	3	4	4	*5	6	6	6	*7	8	8	9	*9	9	9	9	*10	11	
	ZHAO Shuai (CHN)	*0	0	0	0	*0	1	1	1	*2	3	3	3	*4	4	5	6	*7	8	8	8	

**Note:**

The "Greatest deficit overcome" only applies when the player ends up winning the game.

**Legend:**

 \* Server **No.** Number



### Player Statistics

Statistiques du joueur

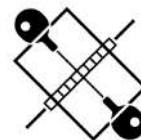
As of SAT 7 SEP 2024

Name	NPC Code	Matches			Games			Points Won				Points Lost				Average Match Duration
		Played	Won	%Won	Played	Won	%Won	Total	Own Serve	Most Consecutive	Greatest Deficit Overcome	Total	Own Serve	Most Consecutive	Greatest Lead Lost	
ANDERSSON Emil	SWE	2	1	50%	10	5	50%	94	53	7	5	99	44	7	2	41min
BERTHIER Clement	FRA	2	1	50%	10	5	50%	103	51	5	1	96	48	4	4	38min
BOUVAIS Thomas	FRA	1	0	0%	3	0	0%	20	11	5	0	33	15	7	0	27min
CHUDZICKI Maksym	POL	1	0	0%	5	2	40%	44	21	4	2	50	27	5	1	28min
CSEJTEY Richard	SVK	2	1	50%	9	5	56%	89	50	9	3	78	34	8	5	35min
DIAZ Alejandro	ESP	1	0	0%	3	0	0%	15	11	2	0	33	12	6	2	17min
DIDUKH Viktor	UKR	4	4	100%	17	12	71%	175	96	7	1	144	62	7	2	35min
FARINLOYE Victor	NGR	1	0	0%	3	0	0%	21	10	4	0	33	18	5	1	17min
GRUDZIEN Piotr	POL	1	0	0%	5	2	40%	49	25	8	4	53	25	4	2	44min
HOSSEINI POUR Seyed	RPT	1	0	0%	3	0	0%	23	13	3	0	33	13	7	3	23min
LEDOUX Marc	BEL	2	1	50%	7	3	43%	49	25	7	2	67	32	10	1	19min
MAKHULBEKOV Ali	KAZ	1	0	0%	4	1	25%	34	16	4	0	40	22	7	2	26min
MANARA Luiz Filipe	BRA	1	0	0%	3	0	0%	20	14	3	0	33	12	7	1	19min
McKIBBIN Aaron	GBR	2	1	50%	8	3	38%	68	38	8	5	82	36	6	3	28min
NIKOLENKO Maksym	UKR	3	2	67%	13	8	62%	128	71	6	4	119	53	9	4	34min
PELLISSIER Nathan	AUS	1	0	0%	4	1	25%	27	16	5	2	40	17	9	1	33min
PENG Weinan	CHN	3	2	67%	12	7	58%	124	73	7	2	114	47	8	4	31min
SHILTON Billy	GBR	1	0	0%	4	1	25%	35	22	6	0	39	15	6	2	30min
WANGPHONPHATHANASIRI Phisit	THA	4	3	75%	15	10	67%	144	87	7	3	137	56	7	2	28min
ZHAO Shuai	CHN	4	3	75%	16	11	69%	162	92	10	4	115	49	4	4	28min
ZOHIL Borna	CRO	2	1	50%	8	5	63%	77	40	7	2	63	29	7	5	27min

**Note:**

The "Greatest deficit overcome" only applies when the player ends up winning the game and "Greatest lead lost" only when losing.





### Tournament Statistics

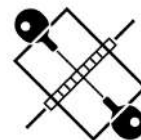
Statistiques du tournoi

As of SAT 7 SEP 2024

Statistics	Round of 32	Round of 16	Quarterfinals	Semifinals	Finals	Total
<b>Matches</b> Total	5	8	4	2	1	20
Game Margin: 3:0	3 60%	3 38%	1 25%			7 35%
3:1	2 40%	1 13%	1 25%	1 50%		5 25%
3:2		4 50%	2 50%	1 50%	1 100%	8 40%
Invalid Results Mark						
Duration: Total	1h58min	3h50min	2h21min	1h7min	40min	9h56min
Longest	33min	44min	47min	39min	40min	47min
Shortest	17min	12min	19min	28min	40min	12min
Average	24min	29min	35min	34min	40min	30min
<b>Games</b> Total	17	33	17	9	5	81
Point Margin: 11						
10						
9	1 6%	1 3%		1 11%		3 4%
8		2 6%				2 2%
7		4 12%	1 6%		1 20%	6 7%
6		3 9%	1 6%			4 5%
5	4 24%	2 6%	2 12%	2 22%		10 12%
4	9 53%	6 18%		1 11%	1 20%	17 21%
3	1 6%	8 24%	6 35%	3 33%	2 40%	20 25%
2	2 12%	7 21%	7 41%	2 22%	1 20%	19 23%
Invalid Results Mark						
Duration: Total	1h47min	3h35min	2h15min	1h	39min	9h16min
Longest	9min	12min	12min	9min	10min	12min
Shortest	4min	3min	5min	4min	5min	3min
Average	6min	7min	8min	7min	8min	7min
<b>Points</b> Total	304	599	345	162	91	1501
Per game	17.88	18.15	20.29	18.00	18.20	18.53
Most consecutive won	9	10	7	9	7	10
Greatest deficit overcome	3	5	4	4	2	5
Longest rally	19	16	22	13	19	22
Average rally	5	5	5	5	5	5

**Note:**

The "Greatest deficit overcome" only applies when the player ends up winning the game.

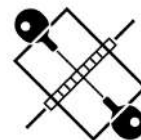


**Entry List by Event**  
Liste d'inscriptions par épreuve  
As of SAT 24 AUG 2024

NPC	Name	Date of Birth	Qualification Pathway	World Ranking
<b>AUS - Australia</b>	MA Lin	25 DEC 1989	CQ	2
<b>BEL - Belgium</b>	DEVOS Laurens	15 AUG 2000	CQ	1
<b>CHN - People's Republic of China</b>	LIU Chaodong	23 JAN 2000	QT	13
	ZHAO Yiqing	25 JAN 1993	CQ	12
<b>ESP - Spain</b>	CARDONA Jorge	2 NOV 1987	QR	5
	CEPAS Ander	18 AUG 2004	QR	3
<b>FRA - France</b>	DIDIER Lucas	8 JUL 2003	QR	4
<b>GBR - Great Britain</b>	STACEY Joshua	25 FEB 2000	QR	6
<b>JPN - Japan</b>	IWABUCHI Koyo	14 DEC 1994	QI	10
<b>NGR - Nigeria</b>	ADESOPE Abiola Wali	3 MAR 1993	CQ	14
<b>SWE - Sweden</b>	GUSTAFSSON Daniel	24 JUL 1998	QR	8
<b>UKR - Ukraine</b>	KATS Lev	25 FEB 2001	QR	9
	MAI Ivan	8 NOV 1995	QR	7
<b>USA - United States of America</b>	LEIBOVITZ Tahl	1 JUN 1975	CQ	11

**Legend:**

<b>CQ</b>	Continental Qualification	<b>QI</b>	Qualified by Invitation	<b>QR</b>	World Ranking
<b>QT</b>	Qualification Tournament				



**Draw**  
Tableau d'élimination

Round of 16	NPC Code	Quarterfinals	NPC Code	Semifinals	NPC Code	Finals	NPC Code		Final Ranking	
DEVOS Laurens	BEL	DEVOS Laurens	BEL	DEVOS Laurens	BEL	DEVOS Laurens	BEL	3-0 (11:4, 11:6, 11:8)	1 DEVOS Laurens BEL	
BYE										
ZHAO Yiqing	CHN	GUSTAFSSON D	SWE	GUSTAFSSON D	SWE	DEVOS Laurens	BEL	3-0 (11:7, 11:8, 11:7)	3 CEPAS Ander ESP	
GUSTAFSSON D	SWE									
MAI Ivan	UKR	MAI Ivan	UKR	CEPAS Ander	ESP	MAI Ivan	UKR	3-0 (11:8, 12:10, 11:6)	5 CARDONA Jorge ESP	
LEIBOVITZ Tahl	USA									
IWABUCHI Koyo	JPN	CEPAS Ander	ESP	CEPAS Ander	ESP	CEPAS Ander	ESP	3-0 (11:3, 12:10, 11:7)	5 MAI Ivan UKR	
CEPAS Ander	ESP									
DIDIER Lucas	FRA	DIDIER Lucas	FRA	DIDIER Lucas	FRA	DIDIER Lucas	FRA	3-1 (11:9, 11:4, 11:6)	9 ADESOPE Abiola Wali NGR	
ADESOPE AW	NGR									
LIU Chaodong	CHN	CARDONA Jorge	ESP	DIDIER Lucas	FRA	DIDIER Lucas	FRA	3-1 (11:7, 7:11, 11:6, 11:8)	9 KATS Lev UKR	
CARDONA Jorge	ESP									
STACEY Joshua	GBR	STACEY Joshua	GBR	DIDIER Lucas	FRA	DIDIER Lucas	FRA	3-2 (10:12, 11:9, 7:11, 12:10, 11:8)	9 LIU Chaodong CHN	
KATS Lev	UKR									
BYE		MA Lin	AUS	MA Lin	AUS	MA Lin	AUS	3-0 (11:9, 11:7, 11:9)		
MA Lin	AUS									
<b>GOLD</b>										
								DEVOS Laurens	BEL	
<b>SILVER</b>										
								DIDIER Lucas	FRA	
<b>BRONZE</b>										
								CEPAS Ander	ESP	
								MA Lin	AUS	





**Match Results**  
Résultats du match

ZHAO Yiqing (CHN) **0 - 3** GUSTAFSSON Daniel (SWE)

Game Summary		Match	Game 1	Game 2	Game 3	Game 4	Game 5
ZHAO Yiqing	CHN	0	5	9	9		
GUSTAFSSON Daniel	SWE	3	11	11	11		
Duration:		24min	5min	9min	9min		

Match No.: 1 Table: 1

Umpires: DECLOMESNIL Yohan (FRA) KIVIMAKI Joonas (FIN)

Player Statistics	ZHAO Yiqing (CHN)					Match	GUSTAFSSON Daniel (SWE)					Match
	Game						Game					
	1	2	3	4	5		1	2	3	4	5	
Points won	5	9	9			23	11	11	11			33
Biggest lead	1	1	2			2	6	5	2			6
Points won on own serve	2	6	7			15	5	7	8			20
Points lost on own serve	6	4	3			13	3	3	2			8
Most consecutive points won	2	3	4			4	5	4	3			5
Greatest deficit overcome	-	-	-			-	1	1	2			2

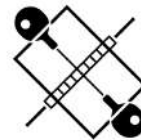
Game/Match Statistics	Game					Match
	1	2	3	4	5	
Longest rally (strokes)	13	12	11			13
Average rally	5	5	6			6

**Game Progress**

1	ZHAO Yiqing (CHN)	*0	1	1	1	*1	1	1	2	*3	3	4	4	*5	5	5	5	5	5
	GUSTAFSSON Daniel (SWE)	0	0	*1	2	3	4	*5	5	5	6	*6	7	7	8	*9	10	11	
2	ZHAO Yiqing (CHN)	0	0	*0	1	1	1	*1	1	2	3	*3	4	5	6	*6	7	8	9
	GUSTAFSSON Daniel (SWE)	*0	1	2	2	*3	4	5	6	*6	6	7	7	*7	7	8	8	*8	8
3	ZHAO Yiqing (CHN)	*0	0	1	1	*1	2	3	3	*3	4	4	5	*6	7	8	8	*8	9
	GUSTAFSSON Daniel (SWE)	0	1	*1	2	3	3	*3	4	5	5	*6	6	6	6	*6	7	8	8

**Note:**  
The "Greatest deficit overcome" only applies when the player ends up winning the game.

**Legend:**  
\* Server **No.** Number



**Match Results**  
Résultats du match

**MAI Ivan (UKR) 3 - 0 LEIBOVITZ Tahl (USA)**

Game Summary		Match	Game 1	Game 2	Game 3	Game 4	Game 5
MAI Ivan	UKR	3	11	12	11		
LEIBOVITZ Tahl	USA	0	8	10	6		
Duration:		22min	5min	8min	7min		

Match No.: 2 Table: 5

Umpires: BONG Mijung (KOR) PINKEWICH Marie (AUS)

Player Statistics	MAI Ivan (UKR)					Match	LEIBOVITZ Tahl (USA)					Match	
	Game						Match	Game					
	1	2	3	4	5			1	2	3	4		5
Points won	11	12	11			34	8	10	6			24	
Biggest lead	6	2	5			6	1	6	-			6	
Points won on own serve	7	7	5			19	6	6	3			15	
Points lost on own serve	2	4	3			9	4	5	6			15	
Most consecutive points won	3	8	4			8	4	4	3			4	
Greatest deficit overcome	1	6	-			6	-	-	-			-	

Game/Match Statistics	Game					Match
	1	2	3	4	5	
Longest rally (strokes)	9	12	14			14
Average rally	4	4	6			5

**Game Progress**

1	MAI Ivan (UKR)	0	0	*1	2	3	3	*4	5	6	6	*7	8	9	9	*9	9	9	10	*10	11			
	LEIBOVITZ Tahl (USA)	*0	1	1	1	*1	2	2	2	*2	3	3	3	*3	4	5	6	*7	7	8	8			
2	MAI Ivan (UKR)	*0	0	0	0	*0	1	2	2	*2	3	3	3	*3	4	4	5	*6	7	8	9	*10	11	12
	LEIBOVITZ Tahl (USA)	0	1	*2	3	4	4	*4	5	6	6	*7	8	9	9	*10	10	10	10	*10	10	10	*10	10
3	MAI Ivan (UKR)	0	1	*2	3	4	4	*4	4	5	6	*7	7	8	9	*9	10	10	11					
	LEIBOVITZ Tahl (USA)	*0	0	0	0	*0	1	2	3	*3	3	3	4	*4	4	5	5	*6	6					

**Note:**  
The "Greatest deficit overcome" only applies when the player ends up winning the game.

**Legend:**  
\* Server  
No. Number



**Match Results**  
Résultats du match

IWABUCHI Koyo (JPN) **1 - 3** CEPAS Ander (ESP)

Game Summary		Match	Game 1	Game 2	Game 3	Game 4	Game 5
IWABUCHI Koyo	JPN	1	9	11	7	9	
CEPAS Ander	ESP	3	11	9	11	11	
Duration:		36min	9min	9min	7min	8min	

Match No.: 3 Table: 5

Umpires: KIVIMAKI Joonas (FIN) DECLOMESNIL Yohan (FRA)

Player Statistics	IWABUCHI Koyo (JPN)					Match	CEPAS Ander (ESP)					Match
	Game						Game					
	1	2	3	4	5		1	2	3	4	5	
Points won	9	11	7	9		36	11	9	11	11		42
Biggest lead	2	3	3	3		3	5	4	4	2		5
Points won on own serve	5	6	5	4		20	6	5	6	5		22
Points lost on own serve	5	4	5	6		20	4	5	2	5		16
Most consecutive points won	3	4	4	5		5	5	4	7	3		7
Greatest deficit overcome	-	4	-	-		4	2	-	3	3		3

Game/Match Statistics	Game					Match
	1	2	3	4	5	
Longest rally (strokes)	13	14	11	10		14
Average rally	5	5	5	6		5

**Game Progress**

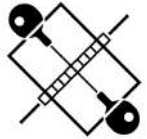
1	IWABUCHI Koyo (JPN)	*0	1	2	2	*2	2	2	2	*3	3	3	3	*4	5	5	6	*6	7	8	9	9
	CEPAS Ander (ESP)	0	0	*0	1	2	3	*4	5	5	6	*7	8	8	8	*9	9	10	10	*10	10	11
2	IWABUCHI Koyo (JPN)	0	0	*0	0	0	1	*2	3	4	4	*5	6	6	6	*7	8	9	10	*10	10	11
	CEPAS Ander (ESP)	*0	1	2	3	*4	4	4	4	*4	5	5	5	*6	7	7	7	*7	7	8	9	9
3	IWABUCHI Koyo (JPN)	*0	0	1	1	*2	3	4	5	*5	6	6	6	*6	6	6	6	*6	7	7		
	CEPAS Ander (ESP)	0	1	*1	2	2	2	*2	2	3	3	*4	5	6	7	*8	9	10	10	11		
4	IWABUCHI Koyo (JPN)	0	0	*0	1	1	2	*2	3	3	4	*5	6	7	8	*8	8	8	9	*9	9	9
	CEPAS Ander (ESP)	*0	1	2	2	*3	3	4	4	*5	5	5	5	*5	5	6	7	*8	8	9	10	11

**Note:**

The "Greatest deficit overcome" only applies when the player ends up winning the game.

**Legend:**

\* Server **No.** Number



**Match Results**  
Résultats du match

**DIDIER Lucas (FRA) 3 - 0 ADESOPE Abiola Wali (NGR)**

Game Summary		Match	Game 1	Game 2	Game 3	Game 4	Game 5
DIDIER Lucas	FRA	3	11	11	11		
ADESOPE Abiola Wali	NGR	0	9	4	6		
Duration:		18min	6min	4min	7min		

Match No.: 4 Table: 1  
Umpires: KLECKER Roman (CZE) MIGUEZ Carolina (ARG)

Player Statistics	DIDIER Lucas (FRA)					Match	ADESOPE Abiola Wali (NGR)					Match	
	Game						Match	Game					
	1	2	3	4	5			1	2	3	4		5
Points won	11	11	11			33	9	4	6			19	
Biggest lead	3	7	5			7	-	1	2			2	
Points won on own serve	7	5	7			19	6	1	5			12	
Points lost on own serve	3	3	1			7	4	6	4			14	
Most consecutive points won	3	8	4			8	3	2	2			3	
Greatest deficit overcome	-	1	2			2	-	-	-			-	

Game/Match Statistics	Game					Match
	1	2	3	4	5	
Longest rally (strokes)	14	11	12			14
Average rally	6	6	6			6

**Game Progress**

1	<b>DIDIER Lucas (FRA)</b>	0	1	*1	2	3	4	*4	4	4	5	*5	6	7	7	*7	8	9	10	*10	10	11
	ADESOPE Abiola Wali (NGR)	*0	0	1	1	*1	1	2	3	*4	4	5	5	*5	6	7	7	*7	7	8	9	9
2	<b>DIDIER Lucas (FRA)</b>	*0	0	1	2	*3	4	5	6	*7	8	8	8	*9	10	10	11					
	ADESOPE Abiola Wali (NGR)	0	1	*1	1	1	1	*1	1	1	1	*2	3	3	3	*4	4					
3	<b>DIDIER Lucas (FRA)</b>	0	0	*0	1	2	2	*2	3	4	5	*6	6	7	7	*8	9	10	11			
	ADESOPE Abiola Wali (NGR)	*0	1	2	2	*2	3	4	4	*4	4	4	5	*5	6	6	6	*6	6			

**Note:**  
The "Greatest deficit overcome" only applies when the player ends up winning the game.

**Legend:**  
\* Server  
No. Number



**Match Results**  
Résultats du match

LIU Chaodong (CHN) **1 - 3** CARDONA Jorge (ESP)

Game Summary		Match	Game 1	Game 2	Game 3	Game 4	Game 5
LIU Chaodong	CHN	1	6	11	8	11	
CARDONA Jorge	ESP	3	11	7	11	13	
Duration:		32min	7min	5min	7min	9min	

Match No.: 5 Table: 3

Umpires: WHITAKER Jonathan (GBR) GALLEGO David (COL)

Player Statistics	LIU Chaodong (CHN)					Match	CARDONA Jorge (ESP)					Match	
	Game						Match	Game					
	1	2	3	4	5			1	2	3	4		5
Points won	6	11	8	11		36	11	7	11	13		42	
Biggest lead	-	5	1	3		5	5	1	5	2		5	
Points won on own serve	2	6	5	5		18	4	5	6	6		21	
Points lost on own serve	7	2	5	7		21	4	5	3	6		18	
Most consecutive points won	3	4	3	4		4	3	2	4	4		4	
Greatest deficit overcome	-	1	-	-		1	-	-	1	3		3	

Game/Match Statistics	Game					Match
	1	2	3	4	5	
Longest rally (strokes)	7	9	9	7		9
Average rally	4	4	4	4		4

**Game Progress**

1	LIU Chaodong (CHN)	*0	0	0	0	*1	1	1	2	*2	2	3	4	*5	5	6	6	*6	6							
	CARDONA Jorge (ESP)	0	1	*2	3	3	4	*5	5	6	7	*7	7	7	8	*8	9	10	11							
2	LIU Chaodong (CHN)	0	0	*1	2	3	4	*4	5	6	7	*7	7	8	9	*9	9	10	10	11						
	CARDONA Jorge (ESP)	*0	1	1	1	*1	1	2	2	*2	2	3	4	*4	4	5	6	*6	7	7						
3	LIU Chaodong (CHN)	*0	1	1	1	*1	1	2	2	*2	2	3	4	*5	5	6	7	*7	7	8	8					
	CARDONA Jorge (ESP)	0	0	*1	2	3	4	*4	5	6	7	*7	7	7	8	*8	8	9	10	*10	11					
4	LIU Chaodong (CHN)	0	1	*1	1	2	3	*4	5	5	5	*6	6	7	7	*7	7	7	8	*8	9	10	*11	11	*11	11
	CARDONA Jorge (ESP)	*0	0	1	2	*2	2	2	2	*3	4	4	5	*5	6	7	8	*9	9	10	10	*10	10	*11	12	13

**Note:**  
The "Greatest deficit overcome" only applies when the player ends up winning the game.

**Legend:**  
\* Server **No.** Number





**Match Results**  
Résultats du match

**STACEY Joshua (GBR) 3 - 1 KATS Lev (UKR)**

Game Summary		Match	Game 1	Game 2	Game 3	Game 4	Game 5
STACEY Joshua	GBR	3	11	12	8	11	
KATS Lev	UKR	1	7	10	11	7	
Duration:		28min	6min	7min	7min	6min	

Match No.: 6 Table: 3

Umpires: LEMAN Jean Yves (FRA) de HAUTECLOCQUE Donatien (FRA)

Player Statistics	STACEY Joshua (GBR)					Match	KATS Lev (UKR)					Match	
	Game						Match	Game					
	1	2	3	4	5			1	2	3	4		5
Points won	11	12	8	11		42	7	10	11	7		35	
Biggest lead	4	3	-	6		6	-	2	5	1		5	
Points won on own serve	8	6	3	4		21	5	5	4	3		17	
Points lost on own serve	2	5	7	4		18	3	6	5	7		21	
Most consecutive points won	4	5	5	5		5	2	3	5	3		5	
Greatest deficit overcome	-	2	-	1		2	-	-	-	-		-	

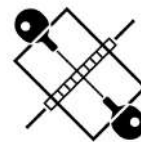
Game/Match Statistics	Game					Match
	1	2	3	4	5	
Longest rally (strokes)	9	6	7	9		9
Average rally	4	4	4	4		4

**Game Progress**

1	STACEY Joshua (GBR)	*0	1	2	3	*3	3	4	4	*4	5	6	6	*6	7	8	9	*10	10	11				
	KATS Lev (UKR)	0	0	*0	0	1	2	*2	3	4	4	*4	5	6	6	*6	6	6	7	7				
2	STACEY Joshua (GBR)	0	0	*1	1	2	3	*3	4	4	4	*4	5	5	6	*7	8	9	10	*10	10	10	*11	12
	KATS Lev (UKR)	*0	1	1	2	*2	2	3	3	*4	5	6	6	*7	7	7	7	*7	7	8	9	*10	10	10
3	STACEY Joshua (GBR)	*0	0	0	1	*2	2	2	2	*2	2	3	3	*4	5	6	7	*8	8	8	8			
	KATS Lev (UKR)	0	1	*2	2	2	3	*4	5	6	7	*7	8	8	8	*8	8	8	9	*10	11			
4	STACEY Joshua (GBR)	0	0	*1	2	3	4	*5	5	6	7	*8	8	9	9	*10	10	10	10	11				
	KATS Lev (UKR)	*0	1	1	1	*1	1	1	2	*2	2	2	3	*3	4	4	5	*6	7	7				

**Note:**  
The "Greatest deficit overcome" only applies when the player ends up winning the game.

**Legend:**  
\* Server  
No. Number



**Match Results**  
Résultats du match

**DEVOS Laurens (BEL) 3 - 0 GUSTAFSSON Daniel (SWE)**

Game Summary		Match	Game 1	Game 2	Game 3	Game 4	Game 5
<b>DEVOS Laurens</b>	<b>BEL</b>	<b>3</b>	11	11	11		
GUSTAFSSON Daniel	SWE	<b>0</b>	4	6	8		
Duration:		<b>19min</b>	4min	6min	7min		

Match No.: 7 Table: 3

Umpires: RUANGVIRIYACHAI Pairuch (THA) MIGUEZ Carolina (ARG)

Player Statistics	DEVOS Laurens (BEL)					Match	GUSTAFSSON Daniel (SWE)					Match	
	Game						Match	Game					
	1	2	3	4	5			1	2	3	4		5
Points won	11	11	11			<b>33</b>	4	6	8			<b>18</b>	
Biggest lead	8	5	6			<b>8</b>	1	-	-			<b>1</b>	
Points won on own serve	4	4	6			<b>14</b>	0	2	4			<b>6</b>	
Points lost on own serve	4	4	4			<b>12</b>	7	7	5			<b>19</b>	
Most consecutive points won	6	4	6			<b>6</b>	2	2	3			<b>3</b>	
Greatest deficit overcome	1	-	-			<b>1</b>	-	-	-			<b>-</b>	

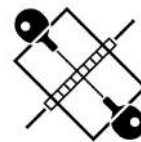
Game/Match Statistics	Game					Match
	1	2	3	4	5	
Longest rally (strokes)	9	10	9			<b>10</b>
Average rally	4	5	4			<b>4</b>

**Game Progress**

1 <b>DEVOS Laurens (BEL)</b>	*0	0	1	2	*3	4	4	5	*6	7	8	9	*10	10	10	11				
GUSTAFSSON Daniel (SWE)	0	1	*1	1	1	1	*2	2	2	2	*2	2	2	3	*4	4				
2 <b>DEVOS Laurens (BEL)</b>	0	1	*2	2	3	4	*5	5	5	6	*6	7	7	7	*8	9	10	11		
GUSTAFSSON Daniel (SWE)	*0	0	0	1	*1	1	1	2	*3	3	4	4	*5	6	6	6	*6	6		
3 <b>DEVOS Laurens (BEL)</b>	*0	1	2	3	*4	5	6	6	*6	6	7	7	*8	8	8	9	*9	10	10	11
GUSTAFSSON Daniel (SWE)	0	0	*0	0	0	0	*0	1	2	3	*3	4	4	5	*6	6	7	7	*8	8

**Note:**  
The "Greatest deficit overcome" only applies when the player ends up winning the game.

**Legend:**  
\* Server **No.** Number



**Match Results**  
Résultats du match

MAI Ivan (UKR) **0 - 3** CEPAS Ander (ESP)

Game Summary		Match	Game 1	Game 2	Game 3	Game 4	Game 5
MAI Ivan	UKR	0	3	10	7		
CEPAS Ander	ESP	3	11	12	11		
Duration:		22min	4min	10min	7min		

Match No.: 8 Table: 5

Umpires: LABRUE Jacques (FRA) REZAIE JAHDKON Simin (IRI)

Player Statistics	MAI Ivan (UKR)					Match	CEPAS Ander (ESP)					Match
	Game						Game					
	1	2	3	4	5		1	2	3	4	5	
Points won	3	10	7			20	11	12	11			34
Biggest lead	-	3	1			3	8	2	4			8
Points won on own serve	1	6	4			11	4	7	5			16
Points lost on own serve	7	5	6			18	2	4	3			9
Most consecutive points won	3	2	3			3	6	4	4			6
Greatest deficit overcome	-	-	-			-	-	3	1			3

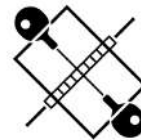
Game/Match Statistics	Game					Match
	1	2	3	4	5	
Longest rally (strokes)	12	13	14			14
Average rally	4	6	6			6

**Game Progress**

1 MAI Ivan (UKR)	*0	0	0	0	*0	0	1	2	*3	3	3	3	*3	3	3								
CEPAS Ander (ESP)	0	1	*2	3	4	5	*5	5	5	6	*7	8	9	10	11								
2 MAI Ivan (UKR)	0	0	*0	1	2	2	*3	4	4	5	*6	6	7	7	*8	9	9	9	*9	9	10	*10	10
CEPAS Ander (ESP)	*0	1	2	2	*2	3	3	3	*4	4	4	5	*5	6	6	6	*7	8	9	10	*10	11	12
3 MAI Ivan (UKR)	*0	0	0	1	*1	2	3	4	*4	5	5	5	*5	5	6	6	*7	7	7				
CEPAS Ander (ESP)	0	1	*2	2	3	3	*3	3	4	4	*5	6	7	8	*8	9	9	10	11				

**Note:**  
The "Greatest deficit overcome" only applies when the player ends up winning the game.

**Legend:**  
\* Server **No.** Number



### Match Results

Résultats du match

**DIDIER Lucas (FRA) 3 - 1 CARDONA Jorge (ESP)**

Game Summary		Match	Game 1	Game 2	Game 3	Game 4	Game 5
<b>DIDIER Lucas</b>	<b>FRA</b>	<b>3</b>	11	7	11	11	
<b>CARDONA Jorge</b>	<b>ESP</b>	<b>1</b>	7	11	6	8	
	Duration:	<b>28min</b>	6min	7min	6min	7min	

Match No.: 9 Table: 1

Umpires: KIVIMAKI Joonas (FIN) WILLIAMS Jackie (GBR)

Player Statistics	DIDIER Lucas (FRA)					Match	CARDONA Jorge (ESP)					Match	
	Game						Match	Game					
	1	2	3	4	5			1	2	3	4		5
Points won	11	7	11	11		<b>40</b>	7	11	6	8		<b>32</b>	
Biggest lead	5	3	6	5		<b>6</b>	1	4	-	1		<b>4</b>	
Points won on own serve	7	3	6	7		<b>23</b>	4	6	3	6		<b>19</b>	
Points lost on own serve	3	5	3	2		<b>13</b>	4	4	5	4		<b>17</b>	
Most consecutive points won	4	2	5	6		<b>6</b>	2	5	2	4		<b>5</b>	
Greatest deficit overcome	1	-	-	1		<b>1</b>	-	3	-	-		<b>3</b>	

Game/Match Statistics	Game					Match
	1	2	3	4	5	
Longest rally (strokes)	13	14	10	10		<b>14</b>
Average rally	6	6	5	5		<b>6</b>

#### Game Progress

1	<b>DIDIER Lucas (FRA)</b>	*0	1	1	1	*2	3	4	4	*4	5	6	7	*8	8	9	10	*10	10	<b>11</b>	
	CARDONA Jorge (ESP)	0	0	*1	2	2	2	*2	3	4	4	*4	4	4	5	*5	5	6	7	7	
2	<b>DIDIER Lucas (FRA)</b>	0	1	*2	2	3	3	*4	5	5	6	*6	6	6	*6	7	7	7	7	<b>7</b>	
	CARDONA Jorge (ESP)	*0	0	0	1	*1	2	2	2	*3	3	4	5	*6	7	8	8	*9	10	<b>11</b>	
3	<b>DIDIER Lucas (FRA)</b>	*0	1	2	3	*3	4	4	4	*5	6	7	8	*9	9	9	10	*10	<b>11</b>		
	CARDONA Jorge (ESP)	0	0	*0	0	1	1	*2	3	3	3	*3	3	3	4	*5	5	6	<b>6</b>		
4	<b>DIDIER Lucas (FRA)</b>	0	0	*1	2	3	4	*5	6	6	6	*6	6	7	7	*8	9	10	10	*10	<b>11</b>
	CARDONA Jorge (ESP)	*0	1	1	1	*1	1	1	1	*2	3	4	5	*5	6	6	6	*6	7	8	<b>8</b>

#### Note:

The "Greatest deficit overcome" only applies when the player ends up winning the game.

#### Legend:

\* Server **No.** Number



**Match Results**  
Résultats du match

STACEY Joshua (GBR) **0 - 3** MA Lin (AUS)

Game Summary		Match	Game 1	Game 2	Game 3	Game 4	Game 5
STACEY Joshua	GBR	0	9	7	9		
MA Lin	AUS	3	11	11	11		
Duration:		25min	8min	7min	9min		

Match No.: 10 Table: 5

Umpires: LEMAN Jean Yves (FRA) GULLBERG-HANSEN Jens (DEN)

Player Statistics	STACEY Joshua (GBR)					Match	MA Lin (AUS)					Match
	Game						Game					
	1	2	3	4	5		1	2	3	4	5	
Points won	9	7	9			25	11	11	11			33
Biggest lead	3	-	2			3	2	4	2			4
Points won on own serve	7	3	1			11	8	6	2			16
Points lost on own serve	3	5	9			17	2	4	8			14
Most consecutive points won	3	2	3			3	3	3	4			4
Greatest deficit overcome	-	-	-			-	3	-	2			3

Game/Match Statistics	Game					Match
	1	2	3	4	5	
Longest rally (strokes)	8	4	7			8
Average rally	4	3	4			4

**Game Progress**

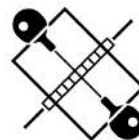
1	STACEY Joshua (GBR)	*0	1	2	3	*3	4	4	4	*5	5	6	6	*6	6	7	7	*7	8	9	9	9
	MA Lin (AUS)	0	0	*0	0	1	1	*2	3	3	4	*4	5	6	7	*7	8	9	9	*9	10	11
2	STACEY Joshua (GBR)	0	0	*0	1	1	1	*2	3	3	3	*3	4	4	5	*6	6	6	7	7		
	MA Lin (AUS)	*0	1	2	2	*3	4	4	4	*5	6	7	7	*8	8	8	9	*10	10	11		
3	STACEY Joshua (GBR)	*0	0	0	1	*2	2	2	3	*4	4	5	6	*7	7	7	8	*9	9	9	9	9
	MA Lin (AUS)	0	1	*2	2	2	3	*4	4	4	5	*5	5	5	6	*7	7	7	8	*9	10	11

**Note:**

The "Greatest deficit overcome" only applies when the player ends up winning the game.

**Legend:**

\* Server **No.** Number



## Match Results

Résultats du match

DEVOS Laurens (BEL) 3 - 0 CEPAS Ander (ESP)

Game Summary		Match	Game 1	Game 2	Game 3	Game 4	Game 5
DEVOS Laurens	BEL	3	11	11	11		
CEPAS Ander	ESP	0	7	8	7		
Duration:		23min	6min	9min	6min		

Match No.: 11 Table: 1

Umpires: LEONG Amanda Pei San (SGP) de HAUTECLOCQUE Donatien (FRA)

Player Statistics	DEVOS Laurens (BEL)					Match	CEPAS Ander (ESP)					Match
	Game						Game					
	1	2	3	4	5		1	2	3	4	5	
Points won	11	11	11			33	7	8	7			22
Biggest lead	4	4	5			5	1	2	-			2
Points won on own serve	7	7	6			20	4	6	3			13
Points lost on own serve	3	2	4			9	4	4	5			13
Most consecutive points won	3	4	4			4	3	2	2			3
Greatest deficit overcome	1	2	-			2	-	-	-			-

Game/Match Statistics	Game					Match
	1	2	3	4	5	
Longest rally (strokes)	9	11	11			11
Average rally	5	4	4			4

### Game Progress

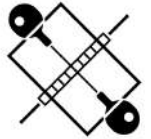
1	DEVOS Laurens (BEL)	*0	1	2	2	*2	2	3	4	*4	5	5	6	*7	8	8	9	*9	10	11	
	CEPAS Ander (ESP)	0	0	*0	1	2	3	*3	3	4	4	*5	5	5	5	*6	6	7	7	7	
2	DEVOS Laurens (BEL)	0	0	*0	1	2	3	*4	4	5	6	*6	6	7	7	*8	9	10	10	*10	11
	CEPAS Ander (ESP)	*0	1	2	2	*2	2	2	3	*3	3	4	5	*5	6	6	6	*6	7	8	8
3	DEVOS Laurens (BEL)	*0	1	1	2	*3	4	4	4	*5	6	7	8	*8	8	9	9	*10	10	11	
	CEPAS Ander (ESP)	0	0	*1	1	1	1	*2	3	3	3	*3	3	4	5	*5	6	6	7	7	

### Note:

The "Greatest deficit overcome" only applies when the player ends up winning the game.

### Legend:

\* Server No. Number



**Match Results**  
Résultats du match

**DIDIER Lucas (FRA) 3 - 2 MA Lin (AUS)**

Game Summary		Match	Game 1	Game 2	Game 3	Game 4	Game 5
DIDIER Lucas	FRA	3	10	11	7	12	11
MA Lin	AUS	2	12	9	11	10	8
Duration:		42min	7min	9min	7min	8min	8min

Match No.: 12 Table: 1  
Umpires: MIKITA Darek (CAN) VASINOVA Karina (CZE)

Player Statistics	DIDIER Lucas (FRA)						MA Lin (AUS)					
	Game					Match	Game					Match
	1	2	3	4	5		1	2	3	4	5	
Points won	10	11	7	12	11	51	12	9	11	10	8	50
Biggest lead	1	2	2	5	5	5	6	1	4	1	1	6
Points won on own serve	6	5	4	6	5	26	7	4	7	5	4	27
Points lost on own serve	5	5	4	5	4	23	4	6	3	6	6	25
Most consecutive points won	6	2	2	6	6	6	6	2	4	3	4	6
Greatest deficit overcome	-	1	-	1	1	1	1	-	2	-	-	2

Game/Match Statistics	Game					Match
	1	2	3	4	5	
Longest rally (strokes)	9	19	14	14	8	19
Average rally	4	6	6	5	4	5

**Game Progress**

1	DIDIER Lucas (FRA)	0	0	*0	0	0	0	*0	1	2	3	*4	5	6	6	*7	8	8	8	*9	10	10	*10	10
	MA Lin (AUS)	*0	1	2	3	*4	5	6	6	*6	6	6	6	*6	7	7	7	*8	9	9	9	*10	11	12
2	DIDIER Lucas (FRA)	*0	0	1	2	*2	2	3	4	*4	5	5	5	*6	6	7	7	*8	9	9	10	11		
	MA Lin (AUS)	0	1	*1	1	2	3	*3	3	4	4	*5	6	6	7	*7	8	8	8	*9	9	9		
3	DIDIER Lucas (FRA)	0	0	*1	1	2	3	*3	4	5	5	*5	5	5	6	*6	6	7	7	7				
	MA Lin (AUS)	*0	1	1	2	*2	2	3	3	*3	4	5	6	*7	7	8	9	*9	10	11				
4	DIDIER Lucas (FRA)	*0	1	1	2	*2	2	3	4	*5	6	7	8	*8	8	8	9	*9	9	10	10	*10	11	12
	MA Lin (AUS)	0	0	*1	1	2	3	*3	3	3	3	*3	3	4	5	*6	6	7	8	*8	9	10	*10	10
5	DIDIER Lucas (FRA)	0	0	*1	1	2	3	*4	5	6	7	*7	7	7	7	*8	8	9	10	*10	11			
	MA Lin (AUS)	*0	1	1	2	*2	2	2	2	*2	2	3	4	*5	6	6	7	*7	7	8	8			

**Note:**  
The "Greatest deficit overcome" only applies when the player ends up winning the game.

**Legend:**  
\* Server  
No. Number



**Match Results**  
Résultats du match

**DEVOS Laurens (BEL) 3 - 0 DIDIER Lucas (FRA)**

Game Summary		Match	Game 1	Game 2	Game 3	Game 4	Game 5
DEVOS Laurens	BEL	3	11	11	11		
DIDIER Lucas	FRA	0	9	7	7		
Duration:		19min	6min	6min	5min		

Match No.: 13 Table: 1

Umpires: MERHEB Imad (LBN) GHACHEM Najeh (TUN)

Player Statistics	DEVOS Laurens (BEL)					Match	DIDIER Lucas (FRA)					Match
	Game						Game					
	1	2	3	4	5		1	2	3	4	5	
Points won	11	11	11			33	9	7	7			23
Biggest lead	2	4	4			4	3	1	3			3
Points won on own serve	4	5	4			13	3	2	3			8
Points lost on own serve	6	5	4			15	7	6	7			20
Most consecutive points won	5	3	5			5	5	1	5			5
Greatest deficit overcome	3	1	3			3	-	-	-			-

Game/Match Statistics	Game					Match
	1	2	3	4	5	
Longest rally (strokes)	14	21	9			21
Average rally	6	5	4			5

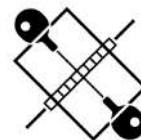
**Game Progress**

1	DEVOS Laurens (BEL)	0	1	*2	2	2	2	*2	2	3	4	*5	6	7	7	*8	8	8	9	*10	10	11
	DIDIER Lucas (FRA)	*0	0	0	1	*2	3	4	5	*5	5	5	5	*5	6	6	7	*8	8	8	9	9
2	DEVOS Laurens (BEL)	*0	0	1	2	*3	3	4	5	*5	6	6	7	*8	8	9	9	*10	10	11		
	DIDIER Lucas (FRA)	0	1	*1	1	1	2	*2	2	3	3	*4	4	4	5	*5	6	6	7	7		
3	DEVOS Laurens (BEL)	0	1	*2	2	2	2	*2	2	3	4	*5	5	6	7	*8	9	10	10	11		
	DIDIER Lucas (FRA)	*0	0	0	1	*2	3	4	5	*5	5	5	6	*6	6	6	6	*6	7	7		

**Note:**  
The "Greatest deficit overcome" only applies when the player ends up winning the game.

**Legend:**  
\* Server  
No. Number





### Player Statistics

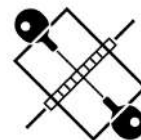
Statistiques du joueur

As of SAT 7 SEP 2024

Name	NPC Code	Matches			Games			Points Won				Points Lost				Average Match Duration
		Played	Won	%Won	Played	Won	%Won	Total	Own Serve	Most Consecutive	Greatest Deficit Overcome	Total	Own Serve	Most Consecutive	Greatest Lead Lost	
ADESOPE Abiola Wali	NGR	1	0	0%	3	0	0%	19	12	3	0	33	14	8	2	18min
CARDONA Jorge	ESP	2	1	50%	8	4	50%	74	40	5	3	76	35	6	1	30min
CEPAS Ander	ESP	3	2	67%	10	6	60%	98	51	7	3	89	38	5	4	27min
DEVOS Laurens	BEL	3	3	100%	9	9	100%	99	47	6	3	63	36	5	0	20min
DIDIER Lucas	FRA	4	3	75%	15	9	60%	147	76	8	2	134	63	6	3	27min
GUSTAFSSON Daniel	SWE	2	1	50%	6	3	50%	51	26	5	2	56	27	6	1	22min
IWABUCHI Koyo	JPN	1	0	0%	4	1	25%	36	20	5	4	42	20	7	3	36min
KATS Lev	UKR	1	0	0%	4	1	25%	35	17	5	0	42	21	5	2	28min
LEIBOVITZ Tahl	USA	1	0	0%	3	0	0%	24	15	4	0	34	15	8	6	22min
LIU Chaodong	CHN	1	0	0%	4	1	25%	36	18	4	1	42	21	4	3	32min
MA Lin	AUS	2	1	50%	8	5	63%	83	43	6	3	76	39	6	1	34min
MAI Ivan	UKR	2	1	50%	6	3	50%	54	30	8	6	58	27	6	3	22min
STACEY Joshua	GBR	2	1	50%	7	3	43%	67	32	5	2	68	35	5	3	27min
ZHAO Yiqing	CHN	1	0	0%	3	0	0%	23	15	4	0	33	13	5	2	24min

**Note:**

The "Greatest deficit overcome" only applies when the player ends up winning the game and "Greatest lead lost" only when losing.



### Tournament Statistics

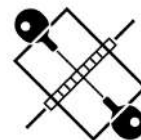
Statistiques du tournoi

As of SAT 7 SEP 2024

Statistics	Round of 16	Quarterfinals	Semifinals	Finals	Total
<b>Matches</b> Total	6	4	2	1	13
Game Margin: 3:0	3 50%	3 75%	1 50%	1 100%	8 62%
3:1	3 50%	1 25%			4 31%
3:2			1 50%		1 8%
Invalid Results Mark					
Duration: Total	2h40min	1h34min	1h5min	19min	5h38min
Longest	36min	28min	42min	19min	42min
Shortest	18min	19min	23min	19min	18min
Average	27min	24min	33min	19min	26min
<b>Games</b> Total	21	13	8	3	45
Point Margin: 11					
10					
9					
8		1 8%			1 2%
7	1 5%	1 8%			2 4%
6	1 5%				1 2%
5	3 14%	2 15%			5 11%
4	4 19%	4 31%	3 38%	2 67%	13 29%
3	3 14%	2 15%	2 25%		7 16%
2	9 43%	3 23%	3 38%	1 33%	16 36%
Invalid Results Mark					
Duration: Total	2h27min	1h28min	1h	17min	5h12min
Longest	9min	10min	9min	6min	10min
Shortest	4min	4min	6min	5min	4min
Average	7min	7min	8min	6min	7min
<b>Points</b> Total	399	235	156	56	846
Per game	19.00	18.08	19.50	18.67	18.80
Most consecutive won	8	6	6	5	8
Greatest deficit overcome	6	3	2	3	6
Longest rally	14	14	19	21	21
Average rally	5	5	5	5	5

**Note:**

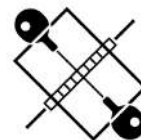
The "Greatest deficit overcome" only applies when the player ends up winning the game.



**Entry List by Event**  
Liste d'inscriptions par épreuve  
As of SAT 24 AUG 2024

NPC	Name	Date of Birth	Qualification Pathway	World Ranking
<b>AUT - Austria</b>	GARDOS Krisztian	6 APR 1975	QR	6
<b>BRA - Brazil</b>	MASSAD Claudio	27 FEB 1985	CQ	12
<b>CHI - Chile</b>	ECHAVEGUREN Manuel	29 JAN 1998	QI	10
<b>CHN - People's Republic of China</b>	LIAN Hao	7 JUN 1995	CQ	4
<b>ESP - Spain</b>	RUIZ Jose Manuel	16 JUL 1978	QR	7
<b>FRA - France</b>	BOHEAS Mateo	9 OCT 1996	QR	3
<b>JPN - Japan</b>	FUNAYAMA Mahiro	19 JUL 2004	QR	9
<b>MNE - Montenegro</b>	BAKIC Luka	6 JUN 1991	QR	8
	RADOVIC Filip	8 JUL 2000	QR	2
<b>NGR - Nigeria</b>	OLUFEMI Alabi	6 JAN 1973	CQ	13
<b>NPA - Neutral Paralympic Athletes</b>	KARPOV Ivan	7 AUG 1997	QT	14
<b>POL - Poland</b>	CHOJNOWSKI Patryk	5 APR 1990	CQ	1
	MISZTAL Igor	14 MAY 1997	QR	5
<b>THA - Thailand</b>	SILLAPAKONG Bunpot	27 MAY 1996	QR	11

Legend:			
<b>CQ</b>	Continental Qualification	<b>QI</b>	Qualified by Invitation
<b>QT</b>	Qualification Tournament	<b>QR</b>	World Ranking



### Draw

### Tableau d'élimination

Round of 16	NPC Code	Quarterfinals	NPC Code	Semifinals	NPC Code	Finals	NPC Code
CHOJNOWSKI P	POL						
BYE		CHOJNOWSKI P	POL				
MASSAD Claudio	BRA			CHOJNOWSKI P	POL		
GARDOS Krisztian	AUT	MASSAD Claudio	BRA	<b>3-0</b> (11:1, 11:8, 11:3)			
		<b>3-1</b> (6:11, 14:12, 11:5, 12:10)				CHOJNOWSKI P	POL
BAKIC Luka	MNE					<b>3-1</b> (11:8, 11:4, 9:11, 11:9)	
FUNAYAMA Mahiro	JPN	FUNAYAMA Mahiro	JPN				
		<b>3-0</b> (11:7, 11:9, 11:5)					
KARPOV Ivan	NPA			BOHEAS Mateo	FRA		
				<b>3-2</b> (13:11, 8:11, 14:16, 11:6, 11:5)			
BOHEAS Mateo	FRA	BOHEAS Mateo	FRA				
		<b>3-0</b> (11:5, 11:6, 11:6)					
LIAN Hao	CHN						
OLUFEMI Alabi	NGR	LIAN Hao	CHN				
		<b>3-0</b> (11:6, 11:6, 11:7)					
SILLAPAKONG B	THA			LIAN Hao	CHN		
				<b>3-1</b> (11:8, 11:6, 10:12, 11:8)			
MISZTAL Igor	POL	MISZTAL Igor	POL				
		<b>3-0</b> (11:5, 11:0, 11:9)					
RUIZ Jose Manuel	ESP					LIAN Hao	CHN
						<b>3-1</b> (11:8, 5:11, 11:6, 11:9)	
ECHAVEGUREN M	CHI	ECHAVEGUREN M	CHI				
		<b>3-1</b> (11:6, 8:11, 12:10, 11:5)					
BYE				RADOVIC Filip	MNE		
				<b>3-0</b> (11:6, 11:5, 13:11)			
RADOVIC Filip	MNE	RADOVIC Filip	MNE				

Final Ranking		
Rank	Name	NPC Code
1	CHOJNOWSKI Patryk	POL
2	LIAN Hao	CHN
3	BOHEAS Mateo	FRA
3	RADOVIC Filip	MNE
5	ECHAVEGUREN M	CHI
5	FUNAYAMA Mahiro	JPN
5	MASSAD Claudio	BRA
5	MISZTAL Igor	POL
9	BAKIC Luka	MNE
9	GARDOS Krisztian	AUT
9	KARPOV Ivan	NPA
9	OLUFEMI Alabi	NGR
9	RUIZ Jose Manuel	ESP
9	SILLAPAKONG Bunpot	THA

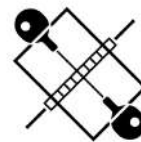
GOLD	
CHOJNOWSKI P	POL
<b>3-2</b> (12:10, 11:8, 7:11, 10:12, 12:10)	

SILVER	
LIAN Hao	CHN

BRONZE	
BOHEAS Mateo	FRA
RADOVIC Filip	MNE



**Match Results**  
Résultats du match

**MASSAD Claudio (BRA) 3 - 1 GARDOS Krisztian (AUT)**

Game Summary		Match	Game 1	Game 2	Game 3	Game 4	Game 5
MASSAD Claudio	BRA	3	6	14	11	12	
GARDOS Krisztian	AUT	1	11	12	5	10	
Duration:		40min	7min	13min	6min	11min	

Match No.: 1 Table: 5

Umpires: PURCELL Tom (GBR) LABRUE Jacques (FRA)

Player Statistics	MASSAD Claudio (BRA)					Match	GARDOS Krisztian (AUT)					Match	
	Game						Match	Game					
	1	2	3	4	5			1	2	3	4		5
Points won	6	14	11	12		43	11	12	5	10		38	
Biggest lead	2	2	8	3		8	5	2	-	1		5	
Points won on own serve	2	7	6	7		22	5	6	3	6		20	
Points lost on own serve	6	6	2	4		18	4	7	5	5		21	
Most consecutive points won	2	2	6	4		6	4	3	3	3		4	
Greatest deficit overcome	-	2	-	1		2	2	-	-	-		2	

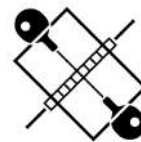
Game/Match Statistics	Game					Match
	1	2	3	4	5	
Longest rally (strokes)	11	11	6	8		11
Average rally	3	4	3	4		4

**Game Progress**

1	MASSAD Claudio (BRA)	0	1	*2	2	3	3	*4	4	4	4	*5	5	5	5	*5	6	6	6								
	GARDOS Krisztian (AUT)	*0	0	0	1	*1	2	2	3	*4	5	5	6	*7	8	9	9	*10	11								
2	MASSAD Claudio (BRA)	*0	1	1	2	*2	2	2	3	*3	4	4	5	*5	6	7	7	*7	8	8	9	*10	10	*11	12	*12	13
	GARDOS Krisztian (AUT)	0	0	*1	1	2	3	*4	4	5	5	*6	6	7	7	*7	8	9	9	*10	10	10	*11	11	*11	12	*12
		14																									
		12																									
3	MASSAD Claudio (BRA)	0	1	*2	3	3	4	*4	5	6	7	*8	9	10	10	*10	10	11									
	GARDOS Krisztian (AUT)	*0	0	0	0	*1	1	2	2	*2	2	2	2	*2	3	4	5	5									
4	MASSAD Claudio (BRA)	*0	0	1	2	*3	4	4	4	*4	5	5	5	*6	7	7	7	*8	9	10	10	*10	11	12			
	GARDOS Krisztian (AUT)	0	1	*1	1	1	1	*2	3	4	4	*5	6	6	6	*7	8	8	8	*8	9	10	*10	10			

**Note:**  
The "Greatest deficit overcome" only applies when the player ends up winning the game.

**Legend:**  
\* Server  
No. Number



Match Results  
Résultats du match

BAKIC Luka (MNE) 0 - 3 FUNAYAMA Mahiro (JPN)

Game Summary		Match	Game 1	Game 2	Game 3	Game 4	Game 5
BAKIC Luka	MNE	0	7	9	5		
FUNAYAMA Mahiro	JPN	3	11	11	11		
Duration:		20min	5min	8min	5min		

Match No.: 2 Table: 3

Umpires: BONG Mijung (KOR) DECLOMESNIL Yohan (FRA)

Player Statistics	BAKIC Luka (MNE)					Match	FUNAYAMA Mahiro (JPN)					Match
	Game						Game					
	1	2	3	4	5		1	2	3	4	5	
Points won	7	9	5			21	11	11	11			33
Biggest lead	-	3	1			3	5	2	6			6
Points won on own serve	4	6	4			14	7	7	7			21
Points lost on own serve	4	4	4			12	3	3	1			7
Most consecutive points won	3	4	2			4	4	3	4			4
Greatest deficit overcome	-	-	-			-	-	3	1			3

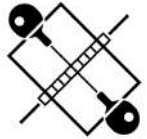
Game/Match Statistics	Game					Match
	1	2	3	4	5	
Longest rally (strokes)	7	6	10			10
Average rally	3	4	4			4

Game Progress

1 BAKIC Luka (MNE)	0	0	*0	0	0	1	*1	2	2	3	*3	3	4	4	*5	6	7	7	7		
FUNAYAMA Mahiro (JPN)	*0	1	2	3	*4	4	5	5	*6	6	7	8	*8	9	9	9	*9	10	11		
2 BAKIC Luka (MNE)	*0	0	1	1	*1	2	3	3	*4	5	6	7	*7	7	7	8	*8	9	9	9	9
FUNAYAMA Mahiro (JPN)	0	1	*1	2	3	3	*3	4	4	4	*4	4	5	6	*7	7	8	8	*9	10	11
3 BAKIC Luka (MNE)	0	1	*1	1	2	2	*2	2	3	3	*3	4	5	5	*5	5	5				
FUNAYAMA Mahiro (JPN)	*0	0	1	2	*2	3	4	5	*5	6	7	7	*7	8	9	10	11				

Note:  
The "Greatest deficit overcome" only applies when the player ends up winning the game.

Legend:  
\* Server No. Number


**Match Results**

Résultats du match

**KARPOV Ivan (NPA) 0 - 3 BOHEAS Mateo (FRA)**

Game Summary		Match	Game 1	Game 2	Game 3	Game 4	Game 5
KARPOV Ivan	NPA	<b>0</b>	5	6	6		
<b>BOHEAS Mateo</b>	<b>FRA</b>	<b>3</b>	11	11	11		
Duration:		<b>19min</b>	5min	5min	7min		

Match No.: 3 Table: 1

Umpires: MIKITA Darek (CAN) RUANGVIRIYACHAI Pairuch (THA)

Player Statistics	KARPOV Ivan (NPA)					Match	BOHEAS Mateo (FRA)					Match
	Game						Game					
	1	2	3	4	5		1	2	3	4	5	
Points won	5	6	6			<b>17</b>	11	11	11			<b>33</b>
Biggest lead	-	1	1			<b>1</b>	6	5	5			<b>6</b>
Points won on own serve	4	3	3			<b>10</b>	7	6	5			<b>18</b>
Points lost on own serve	4	5	6			<b>15</b>	1	3	3			<b>7</b>
Most consecutive points won	2	2	2			<b>2</b>	5	6	6			<b>6</b>
Greatest deficit overcome	-	-	-			-	-	1	1			<b>1</b>

Game/Match Statistics	Game					Match
	1	2	3	4	5	
Longest rally (strokes)	12	8	17			<b>17</b>
Average rally	5	4	5			<b>5</b>

**Game Progress**

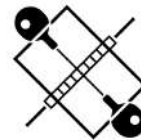
1	KARPOV Ivan (NPA)	*0	0	0	0	*0	0	1	1	*2	2	3	3	*3	4	5	5	<b>5</b>	
	<b>BOHEAS Mateo (FRA)</b>	0	1	*2	3	4	5	*5	6	6	7	*7	8	9	9	*9	10	<b>11</b>	
2	KARPOV Ivan (NPA)	0	1	*1	2	2	2	*2	2	2	2	*3	4	4	4	*5	5	6	<b>6</b>
	<b>BOHEAS Mateo (FRA)</b>	*0	0	1	1	*2	3	4	5	*6	7	7	7	*8	9	9	10	*10	<b>11</b>
3	KARPOV Ivan (NPA)	*0	1	1	2	*2	2	2	2	*2	2	3	4	*4	5	5	5	*6	<b>6</b>
	<b>BOHEAS Mateo (FRA)</b>	0	0	*1	1	2	3	*4	5	6	7	*7	7	8	8	*9	10	10	<b>11</b>

**Note:**

The "Greatest deficit overcome" only applies when the player ends up winning the game.

**Legend:**

 \* Server **No.** Number



**Match Results**  
Résultats du match

LIAN Hao (CHN) 3 - 0 OLUFEMI Alabi (NGR)

Game Summary		Match	Game 1	Game 2	Game 3	Game 4	Game 5
LIAN Hao	CHN	3	11	11	11		
OLUFEMI Alabi	NGR	0	6	6	7		
Duration:		17min	5min	5min	7min		

Match No.: 4 Table: 5  
Umpires: WHITAKER Jonathan (GBR) ABDULLAH Diana (MAS)

Player Statistics	LIAN Hao (CHN)					Match	OLUFEMI Alabi (NGR)					Match
	Game						1	2	3	4	5	
	1	2	3	4	5							
Points won	11	11	11			33	6	6	7			19
Biggest lead	5	5	4			5	2	-	-			2
Points won on own serve	6	7	6			19	4	4	5			13
Points lost on own serve	2	2	2			6	5	4	5			14
Most consecutive points won	5	4	4			5	2	3	3			3
Greatest deficit overcome	2	-	-			2	-	-	-			-

Game/Match Statistics	Game					Match
	1	2	3	4	5	
Longest rally (strokes)	5	8	10			10
Average rally	3	4	5			4

Game Progress

1 LIAN Hao (CHN)	0	0	*0	1	2	2	*3	3	4	4	*5	6	6	7	*8	9	10	11	
OLUFEMI Alabi (NGR)	*0	1	2	2	*2	3	3	4	*4	5	5	5	*6	6	6	6	*6	6	
2 LIAN Hao (CHN)	*0	1	2	2	*3	4	4	4	*4	5	5	6	*7	8	9	9	*10	11	
OLUFEMI Alabi (NGR)	0	0	*0	1	1	1	*2	3	4	4	*5	5	5	5	*5	6	6	6	
3 LIAN Hao (CHN)	0	1	*1	2	3	4	*4	4	5	6	*6	7	7	7	*7	8	9	10	11
OLUFEMI Alabi (NGR)	*0	0	1	1	*1	1	2	3	*3	3	4	4	*5	6	7	7	*7	7	7

**Note:**  
The "Greatest deficit overcome" only applies when the player ends up winning the game.

**Legend:**  
\* Server  
No. Number





**Match Results**  
Résultats du match

SILLAPAKONG Bunpot (THA) **0 - 3** MISZTAL Igor (POL)

Game Summary		Match	Game 1	Game 2	Game 3	Game 4	Game 5
SILLAPAKONG Bunpot	THA	0	5	0	9		
MISZTAL Igor	POL	3	11	11	11		
Duration:		16min	6min	4min	7min		

Match No.: 5 Table: 3

Umpires: FOUCHARD Frederic (FRA) WILLIAMS Jackie (GBR)

Player Statistics	SILLAPAKONG Bunpot (THA)					Match	MISZTAL Igor (POL)					Match
	Game						Game					
	1	2	3	4	5		1	2	3	4	5	
Points won	5	0	9			14	11	11	11			33
Biggest lead	1	-	1			1	6	11	2			11
Points won on own serve	3	0	5			8	6	5	6			17
Points lost on own serve	5	6	5			16	2	0	4			6
Most consecutive points won	2	0	3			3	3	11	2			11
Greatest deficit overcome	-	-	-			-	1	-	1			1

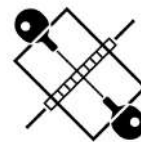
Game/Match Statistics	Game					Match
	1	2	3	4	5	
Longest rally (strokes)	12	9	8			12
Average rally	4	4	4			4

**Game Progress**

1 SILLAPAKONG Bunpot (THA)	0	0	*1	2	2	2	*2	3	3	3	*3	4	4	4	*5	5	5					
MISZTAL Igor (POL)	*0	1	1	1	*2	3	4	4	*5	6	7	7	*8	9	9	10	11					
2 SILLAPAKONG Bunpot (THA)	*0	0	0	0	*0	0	0	0	*0	0	0	0					0					
MISZTAL Igor (POL)	0	1	*2	3	4	5	*6	7	8	9	*10	11										
3 SILLAPAKONG Bunpot (THA)	0	0	*0	1	2	3	*3	4	4	4	*5	6	6	7	*7	7	8	8	*9	9	9	9
MISZTAL Igor (POL)	*0	1	2	2	*2	2	3	3	*4	5	5	5	*6	6	7	8	*8	9	9	10	10	11

**Note:**  
The "Greatest deficit overcome" only applies when the player ends up winning the game.

**Legend:**  
\* Server **No.** Number



**Match Results**  
Résultats du match

RUIZ Jose Manuel (ESP) **1 - 3** ECHAVEGUREN Manuel (CHI)

Game Summary		Match	Game 1	Game 2	Game 3	Game 4	Game 5
RUIZ Jose Manuel	ESP	1	6	11	10	5	
ECHAVEGUREN Manuel	CHI	3	11	8	12	11	
Duration:		36min	7min	8min	12min	6min	

Match No.: 6 Table: 1

Umpires: PARMENTELAT Tamara (FRA) GHACHEM Najeh (TUN)

Player Statistics	RUIZ Jose Manuel (ESP)					Match	ECHAVEGUREN Manuel (CHI)					Match	
	Game						Match	Game					
	1	2	3	4	5			1	2	3	4		5
Points won	6	11	10	5		32	11	8	12	11		42	
Biggest lead	2	4	3	-		4	6	-	3	7		7	
Points won on own serve	1	7	5	3		16	4	5	6	6		21	
Points lost on own serve	7	3	6	5		21	5	4	5	2		16	
Most consecutive points won	2	3	6	2		6	6	2	5	7		7	
Greatest deficit overcome	-	-	-	-		-	2	-	3	-		3	

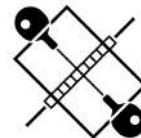
Game/Match Statistics	Game					Match
	1	2	3	4	5	
Longest rally (strokes)	14	8	14	19		19
Average rally	5	4	5	5		5

**Game Progress**

1	RUIZ Jose Manuel (ESP)	0	1	*2	2	2	2	*3	3	3	3	*3	3	3	4	*5	5	6	6					
	ECHAVEGUREN Manuel (CHI)	*0	0	0	1	*2	3	3	4	*5	6	7	8	*9	9	9	10	*10	11					
2	RUIZ Jose Manuel (ESP)	*0	1	2	2	*3	4	4	4	*5	6	7	7	*7	8	8	9	*9	10	10	11			
	ECHAVEGUREN Manuel (CHI)	0	0	*0	1	1	1	*2	3	3	3	*3	4	5	5	*6	6	7	7	*8	8			
3	RUIZ Jose Manuel (ESP)	0	0	*0	1	2	2	*3	3	3	3	*4	4	5	6	*7	8	9	10	*10	10	10	*10	10
	ECHAVEGUREN Manuel (CHI)	*0	1	2	2	*2	3	3	4	*5	6	6	7	*7	7	7	7	*7	7	8	9	*10	11	12
4	RUIZ Jose Manuel (ESP)	*0	0	1	1	*1	1	1	1	*1	1	2	2	*3	4	4	5	5						
	ECHAVEGUREN Manuel (CHI)	0	1	*1	2	3	4	*5	6	7	8	*8	9	9	9	*10	10	11						

**Note:**  
The "Greatest deficit overcome" only applies when the player ends up winning the game.

**Legend:**  
\* Server **No.** Number



Match Results  
Résultats du match

CHOJNOWSKI Patryk (POL) 3 - 0 MASSAD Claudio (BRA)

Game Summary		Match	Game 1	Game 2	Game 3	Game 4	Game 5
CHOJNOWSKI Patryk	POL	3	11	11	11		
MASSAD Claudio	BRA	0	1	8	3		
Duration:		20min	4min	10min	5min		

Match No.: 7 Table: 3  
Umpires: WILLIAMS Jackie (GBR) GHACHEM Najeh (TUN)

Player Statistics	CHOJNOWSKI Patryk (POL)					Match	MASSAD Claudio (BRA)					Match	
	Game						Match	Game					
	1	2	3	4	5			1	2	3	4		5
Points won	11	11	11			33	1	8	3			12	
Biggest lead	10	3	8			10	-	3	-			3	
Points won on own serve	6	5	5			16	1	3	2			6	
Points lost on own serve	0	5	1			6	5	6	6			17	
Most consecutive points won	8	6	5			8	1	4	1			4	
Greatest deficit overcome	-	3	-			3	-	-	-			-	

Game/Match Statistics	Game					Match
	1	2	3	4	5	
Longest rally (strokes)	5	9	8			9
Average rally	3	5	4			4

Game Progress

1	CHOJNOWSKI Patryk (POL)	0	1	*2	3	4	5	*6	7	8	8	*9	10	11	MASSAD Claudio (BRA)	*0	0	0	0	*0	0	0	0	*0	1	1	1	1													
2	CHOJNOWSKI Patryk (POL)	*0	1	1	1	*2	3	3	4	*4	4	4	4	*5	6	7	8	*9	10	10	11	MASSAD Claudio (BRA)	0	0	*1	2	2	2	*3	3	4	5	*6	7	7	7	*7	7	7	*8	8
3	CHOJNOWSKI Patryk (POL)	0	1	*2	3	4	5	*5	6	6	7	*7	8	9	10	11	MASSAD Claudio (BRA)	*0	0	0	0	*0	0	1	1	*2	2	3	3	*3	3	3									

**Note:**  
The "Greatest deficit overcome" only applies when the player ends up winning the game.

**Legend:**  
\* Server No. Number



**Match Results**  
Résultats du match

FUNAYAMA Mahiro (JPN) **2 - 3** BOHEAS Mateo (FRA)

Game Summary		Match	Game 1	Game 2	Game 3	Game 4	Game 5
FUNAYAMA Mahiro	JPN	2	11	11	16	6	5
BOHEAS Mateo	FRA	3	13	8	14	11	11
Duration:		45min	8min	6min	14min	6min	7min

Match No.: 8 Table: 1

Umpires: KIVIMAKI Joonas (FIN) BONG Mijung (KOR)

Player Statistics	FUNAYAMA Mahiro (JPN)						BOHEAS Mateo (FRA)					
	Game					Match	Game					Match
	1	2	3	4	5		1	2	3	4	5	
Points won	11	11	16	6	5	49	13	8	14	11	11	57
Biggest lead	2	4	5	3	-	5	2	-	1	5	7	7
Points won on own serve	7	6	5	3	4	25	8	5	4	6	7	30
Points lost on own serve	5	3	10	5	4	27	4	5	11	3	1	24
Most consecutive points won	4	3	4	3	3	4	3	2	5	6	7	7
Greatest deficit overcome	-	-	1	-	-	1	2	-	-	3	-	3

Game/Match Statistics	Game					Match
	1	2	3	4	5	
Longest rally (strokes)	8	7	9	9	16	16
Average rally	4	4	4	4	5	4

**Game Progress**

1 FUNAYAMA Mahiro (JPN)	*0	1	1	2	*2	3	4	4	*4	4	5	6	*6	6	6	7	*8	9	10	10	*10	11	*11	11	11	
BOHEAS Mateo (FRA)	0	0	*1	1	2	2	*2	3	4	5	*5	5	6	7	*8	8	8	8	*8	9	10	*10	11	*12	13	
2 FUNAYAMA Mahiro (JPN)	0	1	*2	3	3	4	*4	5	6	6	*6	7	7	8	*8	8	9	9	*10	11						
BOHEAS Mateo (FRA)	*0	0	0	0	*1	1	2	2	*2	3	4	4	*5	5	6	7	*7	8	8	8						
3 FUNAYAMA Mahiro (JPN)	*0	0	1	2	*3	4	4	5	*6	7	7	7	*7	7	7	8	*9	9	9	10	*10	10	*11	12	*12	12
BOHEAS Mateo (FRA)	0	1	*1	1	1	1	*2	2	2	2	*3	4	5	6	*7	7	7	8	*9	9	10	*11	11	*11	12	*13
	*13	13	*14	15	16																					
	13	*14	14	*14	14																					
4 FUNAYAMA Mahiro (JPN)	0	1	*2	3	3	3	*3	3	4	4	*5	6	6	6	*6	6	6	6	6							
BOHEAS Mateo (FRA)	*0	0	0	0	*1	2	3	4	*4	5	5	5	*6	7	8	9	*10	11								
5 FUNAYAMA Mahiro (JPN)	*0	0	1	1	*1	1	1	1	*1	1	2	2	*3	4	5	5	5									
BOHEAS Mateo (FRA)	0	1	*1	2	3	4	*5	6	7	8	*8	9	9	9	*9	10	11									

**Note:**  
The "Greatest deficit overcome" only applies when the player ends up winning the game.

**Legend:**  
\* Server **No.** Number



Match Results  
Résultats du match

LIAN Hao (CHN) 3 - 1 MISZTAL Igor (POL)

Game Summary		Match	Game 1	Game 2	Game 3	Game 4	Game 5
LIAN Hao	CHN	3	11	11	10	11	
MISZTAL Igor	POL	1	8	6	12	8	
Duration:		32min	7min	6min	10min	8min	

Match No.: 9 Table: 5

Umpires: REZAIE JAHDKON Simin (IRI) SIMON Jacky (FRA)

Player Statistics	LIAN Hao (CHN)					Match	MISZTAL Igor (POL)					Match
	Game						Game					
	1	2	3	4	5		1	2	3	4	5	
Points won	11	11	10	11		43	8	6	12	8		34
Biggest lead	3	5	1	5		5	2	3	3	-		3
Points won on own serve	6	6	6	7		25	5	3	7	5		20
Points lost on own serve	3	3	5	3		14	5	5	4	4		18
Most consecutive points won	4	6	3	3		6	3	3	4	3		4
Greatest deficit overcome	2	3	-	-		3	-	-	1	-		1

Game/Match Statistics	Game					Match
	1	2	3	4	5	
Longest rally (strokes)	12	9	12	14		14
Average rally	5	4	5	5		5

Game Progress

1	LIAN Hao (CHN)	0	1	*1	2	2	2	*2	3	4	4	*5	6	6	6	*7	7	8	9	*10	11			
	MISZTAL Igor (POL)	*0	0	1	1	*2	3	4	4	*4	5	5	5	*6	7	7	8	*8	8	8	8			
2	LIAN Hao (CHN)	*0	0	0	0	*1	1	2	3	*4	5	6	7	*7	8	9	9	*10	11					
	MISZTAL Igor (POL)	0	1	*2	3	3	4	*4	4	4	4	*4	4	5	5	*5	6	6	6					
3	LIAN Hao (CHN)	0	1	*1	1	1	1	*2	3	4	4	*4	5	5	6	*6	7	7	8	*8	9	10	*10	10
	MISZTAL Igor (POL)	*0	0	1	2	*3	4	4	4	*4	5	6	6	*7	7	8	8	*9	9	10	10	*10	11	12
4	LIAN Hao (CHN)	*0	1	2	3	*3	4	5	6	*6	7	7	7	*7	8	8	8	*9	9	10	11			
	MISZTAL Igor (POL)	0	0	*0	0	1	1	*1	1	2	2	*3	4	5	5	*6	7	7	8	*8	8			

Note:  
The "Greatest deficit overcome" only applies when the player ends up winning the game.

Legend:  
\* Server No. Number



**Match Results**  
Résultats du match

ECHAVEGUREN Manuel (CHI) **0 - 3** RADOVIC Filip (MNE)

Game Summary		Match	Game 1	Game 2	Game 3	Game 4	Game 5
ECHAVEGUREN Manuel	CHI	0	6	5	11		
RADOVIC Filip	MNE	3	11	11	13		
Duration:			7min	7min	12min		

Match No.: 10 Table: 5

Umpires: LABRUE Jacques (FRA) MIKITA Darek (CAN)

Player Statistics	ECHAVEGUREN Manuel (CHI)					Match	RADOVIC Filip (MNE)					Match	
	Game						Match	Game					
	1	2	3	4	5			1	2	3	4		5
Points won	6	5	11			22	11	11	13			35	
Biggest lead	1	2	3			3	5	6	2			6	
Points won on own serve	4	4	5			13	7	7	6			20	
Points lost on own serve	4	4	7			15	2	1	6			9	
Most consecutive points won	2	2	5			5	5	6	3			6	
Greatest deficit overcome	-	-	-			-	1	2	3			3	

Game/Match Statistics	Game					Match
	1	2	3	4	5	
Longest rally (strokes)	6	8	10			10
Average rally	4	4	5			4

**Game Progress**

1	ECHAVEGUREN Manuel (CHI)	0	0	*1	1	2	3	*3	4	4	4	*4	5	6	6	*6	6	6	6	6						
	RADOVIC Filip (MNE)	*0	1	1	2	*2	2	3	3	*4	5	6	6	*6	7	8	9	*10	11							
2	ECHAVEGUREN Manuel (CHI)	*0	1	1	2	*2	3	4	4	*4	4	4	*4	5	5	5	5	5	5	5						
	RADOVIC Filip (MNE)	0	0	*1	1	2	2	*2	3	4	5	*6	7	8	8	*9	10	11								
3	ECHAVEGUREN Manuel (CHI)	0	1	*1	1	2	2	*2	3	4	5	*6	7	7	7	*8	8	8	8	*9	9	10	*11	11	*11	11
	RADOVIC Filip (MNE)	*0	0	1	2	*2	3	4	4	*4	4	4	4	*5	6	6	7	*8	9	9	10	*10	10	*11	12	13

**Note:**

The "Greatest deficit overcome" only applies when the player ends up winning the game.

**Legend:**

\* Server **No.** Number



**Match Results**  
Résultats du match

**CHOJNOWSKI Patryk (POL) 3 - 1 BOHEAS Mateo (FRA)**

Game Summary		Match	Game 1	Game 2	Game 3	Game 4	Game 5
<b>CHOJNOWSKI Patryk</b>	<b>POL</b>	<b>3</b>	11	11	9	11	
<b>BOHEAS Mateo</b>	<b>FRA</b>	<b>1</b>	8	4	11	9	
Duration:		<b>31min</b>	7min	5min	8min	9min	

Match No.: 11 Table: 5  
Umpires: PURCELL Tom (GBR) VASINOVA Karina (CZE)

Player Statistics	CHOJNOWSKI Patryk (POL)					Match	BOHEAS Mateo (FRA)					Match
	Game						1	2	3	4	5	
	1	2	3	4	5							
Points won	11	11	9	11		<b>42</b>	8	4	11	9		<b>32</b>
Biggest lead	3	7	2	4		<b>7</b>	1	1	4	1		<b>4</b>
Points won on own serve	5	6	4	7		<b>22</b>	3	3	5	6		<b>17</b>
Points lost on own serve	5	1	6	3		<b>15</b>	6	5	5	4		<b>20</b>
Most consecutive points won	2	4	3	4		<b>4</b>	2	1	5	3		<b>5</b>
Greatest deficit overcome	1	1	-	1		<b>1</b>	-	-	2	-		<b>2</b>

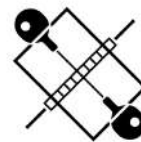
Game/Match Statistics	Game					Match
	1	2	3	4	5	
Longest rally (strokes)	11	6	11	13		<b>13</b>
Average rally	4	3	4	4		<b>4</b>

**Game Progress**

1	<b>CHOJNOWSKI Patryk (POL)</b>	*0	0	1	1	*2	2	3	4	*4	4	5	5	*6	7	7	8	*9	9	10	<b>11</b>	
	<b>BOHEAS Mateo (FRA)</b>	0	1	*1	2	2	3	*3	3	4	5	*5	6	6	6	*7	7	7	8	*8	<b>8</b>	
2	<b>CHOJNOWSKI Patryk (POL)</b>	0	0	*1	2	2	3	*4	5	6	6	*7	8	9	10	*10	<b>11</b>					
	<b>BOHEAS Mateo (FRA)</b>	*0	1	1	1	*2	2	2	2	*2	3	3	3	*3	3	4	<b>4</b>					
3	<b>CHOJNOWSKI Patryk (POL)</b>	*0	1	2	2	*3	3	3	3	*3	3	4	4	*5	5	5	6	*7	8	8	9	<b>9</b>
	<b>BOHEAS Mateo (FRA)</b>	0	0	*0	1	1	2	*3	4	5	6	*6	7	7	8	*9	9	9	9	*10	10	<b>11</b>
4	<b>CHOJNOWSKI Patryk (POL)</b>	0	0	*1	2	3	4	*4	5	5	5	*5	6	7	8	*9	9	10	10	*10	10	<b>11</b>
	<b>BOHEAS Mateo (FRA)</b>	*0	1	1	1	*1	1	2	2	*3	4	5	5	*5	5	5	6	*6	7	8	9	<b>9</b>

**Note:**  
The "Greatest deficit overcome" only applies when the player ends up winning the game.

**Legend:**  
\* Server **No.** Number



**Match Results**  
Résultats du match

**LIAN Hao (CHN) 3 - 1 RADOVIC Filip (MNE)**

Game Summary		Match	Game 1	Game 2	Game 3	Game 4	Game 5
LIAN Hao	CHN	3	11	5	11	11	
RADOVIC Filip	MNE	1	8	11	6	9	
Duration:		31min	7min	6min	7min	9min	

Match No.: 12 Table: 3

Umpires: PARMENTELAT Tamara (FRA) ABDULLAH Diana (MAS)

Player Statistics	LIAN Hao (CHN)					Match	RADOVIC Filip (MNE)					Match
	Game						Game					
	1	2	3	4	5		1	2	3	4	5	
Points won	11	5	11	11		38	8	11	6	9		34
Biggest lead	6	-	5	4		6	-	6	1	1		6
Points won on own serve	5	3	4	6		18	4	6	2	5		17
Points lost on own serve	4	5	4	4		17	6	2	7	5		20
Most consecutive points won	5	2	4	4		5	3	4	2	5		5
Greatest deficit overcome	-	-	1	1		1	-	-	-	-		-

Game/Match Statistics	Game					Match
	1	2	3	4	5	
Longest rally (strokes)	7	10	14	10		14
Average rally	4	6	5	5		5

**Game Progress**

1	LIAN Hao (CHN)	0	1	*2	3	3	3	*4	5	6	7	*8	8	8	9	*9	10	10	10	*10	11	
	RADOVIC Filip (MNE)	*0	0	0	0	*1	2	2	2	*2	2	2	3	*4	4	5	5	*6	7	8	8	
2	LIAN Hao (CHN)	*0	0	0	0	*1	1	2	2	*2	3	4	4	*4	4	4	5	5				
	RADOVIC Filip (MNE)	0	1	*2	3	3	4	*4	5	6	6	*6	7	8	9	*10	10	11				
3	LIAN Hao (CHN)	0	1	*1	1	2	3	*4	4	4	5	*6	7	8	8	*9	9	10	11			
	RADOVIC Filip (MNE)	*0	0	1	2	*2	2	2	3	*4	4	4	4	*4	5	5	6	*6	6			
4	LIAN Hao (CHN)	*0	0	1	1	*2	3	4	5	*5	6	7	7	*8	8	8	8	*8	8	9	10	11
	RADOVIC Filip (MNE)	0	1	*1	2	2	2	*2	2	3	3	*3	4	4	5	*6	7	8	9	*9	9	9

**Note:**  
The "Greatest deficit overcome" only applies when the player ends up winning the game.

**Legend:**  
\* Server **No.** Number





**Match Results**  
Résultats du match

**CHOJNOWSKI Patryk (POL) 3 - 2 LIAN Hao (CHN)**

Game Summary		Match	Game 1	Game 2	Game 3	Game 4	Game 5
CHOJNOWSKI Patryk	POL	3	12	11	7	10	12
LIAN Hao	CHN	2	10	8	11	12	10
Duration:		48min	9min	9min	7min	10min	10min

Match No.: 13 Table: 1

Umpires: PARMENTELAT Tamara (FRA) MERHEB Imad (LBN)

Player Statistics	CHOJNOWSKI Patryk (POL)						LIAN Hao (CHN)					
	Game					Match	Game					Match
	1	2	3	4	5		1	2	3	4	5	
Points won	12	11	7	10	12	52	10	8	11	12	10	51
Biggest lead	3	3	2	2	2	3	1	-	4	3	5	5
Points won on own serve	5	4	4	5	5	23	4	3	5	6	4	22
Points lost on own serve	6	5	6	6	6	29	7	7	3	5	7	29
Most consecutive points won	3	3	2	2	5	5	4	3	3	4	5	5
Greatest deficit overcome	1	-	-	-	5	5	-	-	2	2	-	2

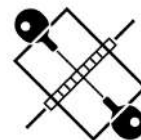
Game/Match Statistics	Game					Match
	1	2	3	4	5	
Longest rally (strokes)	14	14	14	14	14	14
Average rally	5	6	5	6	5	5

**Game Progress**

1	CHOJNOWSKI Patryk (POL)	*0	0	1	1	*2	3	3	4	*5	5	6	6	*7	7	8	9	*9	9	9	*10	11	12		
	LIAN Hao (CHN)	0	1	*1	2	2	*3	3	3	4	*4	5	5	6	*6	6	7	8	*9	10	10	*10	10		
2	CHOJNOWSKI Patryk (POL)	0	1	*1	2	3	*4	4	4	5	*6	7	7	8	*8	8	8	9	*10	11					
	LIAN Hao (CHN)	*0	0	1	1	*1	2	2	3	*4	4	4	4	*5	5	6	7	*8	8	8	8				
3	CHOJNOWSKI Patryk (POL)	*0	0	1	2	*2	3	4	4	*4	5	5	6	*6	6	6	7	*7	7	7					
	LIAN Hao (CHN)	0	1	*1	1	2	2	*2	3	4	4	*5	5	6	7	*8	8	9	10	11					
4	CHOJNOWSKI Patryk (POL)	0	0	*0	0	1	2	*2	3	3	4	*5	5	6	7	*7	8	9	9	*10	10	10	*10	10	
	LIAN Hao (CHN)	*0	1	2	3	*3	3	4	4	*5	5	5	6	*6	6	7	7	*7	8	8	9	*10	11	12	
5	CHOJNOWSKI Patryk (POL)	*0	0	0	1	*1	2	3	3	*3	3	3	3	*4	4	5	6	*7	7	8	9	*10	11	12	
	LIAN Hao (CHN)	0	1	*2	2	3	3	*3	4	5	6	*7	8	8	9	*9	9	9	9	10	*10	10	10	*10	10

**Note:**  
The "Greatest deficit overcome" only applies when the player ends up winning the game.

**Legend:**  
\* Server  
No. Number



### Player Statistics

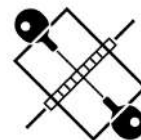
Statistiques du joueur

As of WED 4 SEP 2024

Name	NPC Code	Matches			Games			Points Won				Points Lost				Average Match Duration
		Played	Won	%Won	Played	Won	%Won	Total	Own Serve	Most Consecutive	Greatest Deficit Overcome	Total	Own Serve	Most Consecutive	Greatest Lead Lost	
BAKIC Luka	MNE	1	0	0%	3	0	0%	21	14	4	0	33	12	4	3	20min
BOHEAS Mateo	FRA	3	2	67%	12	7	58%	122	65	7	3	108	51	4	1	32min
CHOJNOWSKI Patryk	POL	3	3	100%	12	9	75%	127	61	8	5	95	50	5	2	33min
ECHAVEGUREN Manuel	CHI	2	1	50%	7	3	43%	64	34	7	3	67	31	6	3	18min
FUNAYAMA Mahiro	JPN	2	1	50%	8	5	63%	82	46	4	3	78	34	7	3	33min
GARDOS Krisztian	AUT	1	0	0%	4	1	25%	38	20	4	2	43	21	6	2	40min
KARPOV Ivan	NPA	1	0	0%	3	0	0%	17	10	2	0	33	15	6	1	19min
LIAN Hao	CHN	4	3	75%	16	11	69%	165	84	6	3	139	66	5	5	32min
MASSAD Claudio	BRA	2	1	50%	7	3	43%	55	28	6	2	71	35	8	3	30min
MISZTAL Igor	POL	2	1	50%	7	4	57%	67	37	11	1	57	24	6	3	24min
OLUFEMI Alabi	NGR	1	0	0%	3	0	0%	19	13	3	0	33	14	5	2	17min
RADOVIC Filip	MNE	2	1	50%	7	4	57%	69	37	6	3	60	29	5	1	16min
RUIZ Jose Manuel	ESP	1	0	0%	4	1	25%	32	16	6	0	42	21	7	3	36min
SILLAPAKONG Bunpot	THA	1	0	0%	3	0	0%	14	8	3	0	33	16	11	1	16min

**Note:**

The "Greatest deficit overcome" only applies when the player ends up winning the game and "Greatest lead lost" only when losing.



## Tournament Statistics

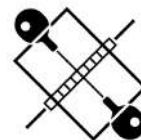
Statistiques du tournoi

As of WED 4 SEP 2024

Statistics	Round of 16	Quarterfinals	Semifinals	Finals	Total
<b>Matches</b> Total	6	4	2	1	13
Game Margin: 3:0	4 67%	2 50%			6 46%
3:1	2 33%	1 25%	2 100%		5 38%
3:2		1 25%		1 100%	2 15%
Invalid Results Mark					
Duration: Total	2h28min	1h37min	1h2min	48min	5h55min
Longest	40min	45min	31min	48min	48min
Shortest	16min	20min	31min	48min	16min
Average	25min	32min	31min	48min	30min
<b>Games</b> Total	20	15	8	5	48
Point Margin: 11	1 5%				1 2%
10		1 7%			1 2%
9					
8		1 7%			1 2%
7			1 13%		1 2%
6	5 25%	2 13%	1 13%		8 17%
5	6 30%	3 20%	1 13%		10 21%
4	2 10%			1 20%	3 6%
3	1 5%	4 27%	2 25%	1 20%	8 17%
2	5 25%	4 27%	3 38%	3 60%	15 31%
Invalid Results Mark					
Duration: Total	2h19min	1h57min	58min	45min	5h59min
Longest	13min	14min	9min	10min	14min
Shortest	4min	4min	5min	7min	4min
Average	7min	8min	7min	9min	7min
<b>Points</b> Total	358	285	146	103	892
Per game	17.90	19.00	18.25	20.60	18.58
Most consecutive won	11	8	5	5	11
Greatest deficit overcome	3	3	2	5	5
Longest rally	19	16	14	14	19
Average rally	4	4	4	5	4

**Note:**

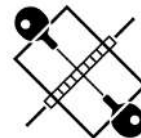
The "Greatest deficit overcome" only applies when the player ends up winning the game.



**Entry List by Event**  
Liste d'inscriptions par épreuve  
As of MON 26 AUG 2024

<b>NPC</b>	<b>Name</b>	<b>Date of Birth</b>	<b>Qualification Pathway</b>	<b>World Ranking</b>
<b>AUS - Australia</b>	von EINEM Samuel	21 JUN 1995	CQ	1
<b>BEL - Belgium</b>	van ACKER Florian	28 FEB 1997	CQ	2
<b>BRA - Brazil</b>	GOMES Thiago	28 NOV 1988	CQ	8
<b>EGY - Egypt</b>	ABDALLA Abdelrahman	15 AUG 1999	CQ	10
<b>FRA - France</b>	CREANGE Lucas	26 OCT 1992	QR	4
<b>HKG - Hong Kong, China</b>	LEUNG Chung Yan	24 JUN 1999	QI	9
<b>HUN - Hungary</b>	PALOS Peter	31 AUG 1985	QR	6
<b>JPN - Japan</b>	TAKEMORI Takeshi	10 OCT 1993	QT	7
<b>KOR - Republic of Korea</b>	KIM Gi Tae	20 MAY 1998	QR	3
<b>TPE - Chinese Taipei</b>	CHEN Po Yen	29 OCT 2006	QT	5

<b>Legend:</b>			
<b>CQ</b>	Continental Qualification	<b>QI</b>	Qualified by Invitation
<b>QT</b>	Qualification Tournament	<b>QR</b>	World Ranking



**Draw**  
Tableau d'élimination

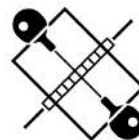
Round of 16	NPC Code	Quarterfinals	NPC Code	Semifinals	NPC Code	Finals	NPC Code
von EINEM Samuel	AUS	von EINEM Samuel	AUS	von EINEM Samuel	AUS	KIM Gi Tae	KOR
BYE	BYE						
TAKEMORI Takeshi	JPN	TAKEMORI Takeshi	JPN	KIM Gi Tae	KOR	3-1 (11:5, 8:11, 11:9, 15:13)	KOR
BYE	BYE						
GOMES Thiago	BRA	GOMES Thiago	BRA	KIM Gi Tae	KOR	3-1 (9:11, 11:9, 11:9, 11:9)	KOR
ABDALLA A	EGY						
BYE	BYE	KIM Gi Tae	KOR	KIM Gi Tae	KOR	3-1 (11:8, 12:10, 12:10)	KOR
KIM Gi Tae	KOR						
CREANGE Lucas	FRA	CREANGE Lucas	FRA	PALOS Peter	HUN	3-0 (12:10, 11:8, 11:6)	HUN
BYE	BYE						
LEUNG Chung Yan	HKG	PALOS Peter	HUN	CHEN Po Yen	TPE	3-0 (11:4, 11:3, 11:7)	TPE
PALOS Peter	HUN						
CHEN Po Yen	TPE	CHEN Po Yen	TPE	CHEN Po Yen	TPE	3-1 (11:9, 11:7, 10:12, 11:7)	TPE
BYE	BYE						
BYE	BYE	van ACKER Florian	BEL	CHEN Po Yen	TPE	3-1 (11:9, 11:7, 10:12, 11:7)	TPE
van ACKER Florian	BEL						

Final Ranking		
Rank	Name	NPC Code
1	KIM Gi Tae	KOR
2	CHEN Po Yen	TPE
3	PALOS Peter	HUN
3	von EINEM Samuel	AUS
5	CREANGE Lucas	FRA
5	GOMES Thiago	BRA
5	TAKEMORI Takeshi	JPN
5	van ACKER Florian	BEL
9	ABDALLA Abdelrahman	EGY
9	LEUNG Chung Yan	HKG

<b>GOLD</b>		
KIM Gi Tae	KOR	
3-1	(3:11, 15:13, 11:7, 11:9)	
<b>SILVER</b>		
CHEN Po Yen	TPE	
<b>BRONZE</b>		
PALOS Peter	HUN	
von EINEM Samuel	AUS	



**Match Results**  
Résultats du match

**GOMES Thiago (BRA) 3 - 0 ABDALLA Abdelrahman (EGY)**

Game Summary		Match	Game 1	Game 2	Game 3	Game 4	Game 5
<b>GOMES Thiago</b>	<b>BRA</b>	<b>3</b>	11	11	11		
<b>ABDALLA Abdelrahman</b>	<b>EGY</b>	<b>0</b>	8	4	6		
	Duration:	<b>16min</b>	6min	4min	5min		

Match No.: 1 Table: 5  
Umpires: BONG Mijung (KOR) KIVIMAKI Joonas (FIN)

Player Statistics	GOMES Thiago (BRA)						ABDALLA Abdelrahman (EGY)					
	Game					Match	Game					Match
	1	2	3	4	5		1	2	3	4	5	
Points won	11	11	11			<b>33</b>	8	4	6			<b>18</b>
Biggest lead	4	7	5			<b>7</b>	2	-	2			<b>2</b>
Points won on own serve	7	5	6			<b>18</b>	6	1	4			<b>11</b>
Points lost on own serve	2	3	2			<b>7</b>	4	6	5			<b>15</b>
Most consecutive points won	6	4	3			<b>6</b>	3	2	2			<b>3</b>
Greatest deficit overcome	2	-	2			<b>2</b>	-	-	-			<b>-</b>

Game/Match Statistics	Game					Match
	1	2	3	4	5	
Longest rally (strokes)	7	5	7			<b>7</b>
Average rally	3	3	3			<b>3</b>

**Game Progress**

<b>1 GOMES Thiago (BRA)</b>	0	0	*1	2	2	2	*2	3	4	5	*6	7	8	8	*9	9	10	10	*10	<b>11</b>
ABDALLA Abdelrahman (EGY)	*0	1	1	1	*2	3	4	4	*4	4	4	4	*4	5	5	6	*6	7	8	<b>8</b>
<b>2 GOMES Thiago (BRA)</b>	*0	1	2	3	*3	4	5	6	*7	7	7	8	*9	9	10	<b>11</b>				
ABDALLA Abdelrahman (EGY)	0	0	*0	0	1	1	*1	1	1	2	*3	3	3	4	*4	<b>4</b>				
<b>3 GOMES Thiago (BRA)</b>	0	0	*0	1	2	2	*3	4	5	5	*6	7	7	8	*9	10	10	<b>11</b>		
ABDALLA Abdelrahman (EGY)	*0	1	2	2	*2	3	3	3	*3	4	4	4	*5	5	5	5	*6	<b>6</b>		

**Note:**

The "Greatest deficit overcome" only applies when the player ends up winning the game.

**Legend:**

\* Server    **No.**    Number



**Match Results**  
Résultats du match

LEUNG Chung Yan (HKG) **1 - 3** PALOS Peter (HUN)

Game Summary		Match	Game 1	Game 2	Game 3	Game 4	Game 5
LEUNG Chung Yan	HKG	1	6	11	6	6	
PALOS Peter	HUN	3	11	8	11	11	
Duration:		30min	6min	6min	7min	7min	

Match No.: 2 Table: 5

Umpires: PINKEWICH Marie (AUS) ABDELAZIZ Lamia (EGY)

Player Statistics	LEUNG Chung Yan (HKG)					Match	PALOS Peter (HUN)					Match
	Game						Game					
	1	2	3	4	5		1	2	3	4	5	
Points won	6	11	6	6		29	11	8	11	11		41
Biggest lead	-	3	1	-		3	5	2	5	5		5
Points won on own serve	1	6	3	5		15	3	5	5	8		21
Points lost on own serve	8	3	6	3		20	5	5	3	1		14
Most consecutive points won	2	4	2	3		4	4	4	4	3		4
Greatest deficit overcome	-	2	-	-		2	-	-	1	-		1

Game/Match Statistics	Game					Match
	1	2	3	4	5	
Longest rally (strokes)	15	13	12	9		15
Average rally	5	4	5	4		4

**Game Progress**

1	LEUNG Chung Yan (HKG)	*0	0	0	1	*2	2	2	3	*4	4	4	5	*5	6	6	6	*6	6		
	PALOS Peter (HUN)	0	1	*2	2	2	3	*4	4	4	5	*6	6	7	7	*8	9	10	11		
2	LEUNG Chung Yan (HKG)	0	0	*1	2	3	3	*3	3	3	4	*5	6	6	6	*7	8	9	10	*10	11
	PALOS Peter (HUN)	*0	1	1	1	*1	2	3	4	*5	5	5	5	*6	7	7	7	*7	7	8	8
3	LEUNG Chung Yan (HKG)	*0	1	1	1	*2	3	3	3	*4	4	4	5	*5	6	6	6	*6	6		
	PALOS Peter (HUN)	0	0	*1	2	2	2	*3	4	4	5	*6	6	7	7	*8	9	10	11		
4	LEUNG Chung Yan (HKG)	0	0	*0	1	1	1	*1	2	3	4	*4	4	5	5	*5	6	6	6		
	PALOS Peter (HUN)	*0	1	2	2	*3	4	5	5	*5	5	6	7	*7	8	9	9	*10	11		

**Note:**  
The "Greatest deficit overcome" only applies when the player ends up winning the game.

**Legend:**  
\* Server **No.** Number



## Match Results

Résultats du match

von EINEM Samuel (AUS) 3 - 0 TAKEMORI Takeshi (JPN)

Game Summary		Match	Game 1	Game 2	Game 3	Game 4	Game 5
von EINEM Samuel	AUS	3	11	12	12		
TAKEMORI Takeshi	JPN	0	8	10	10		
	Duration:	29min	7min	10min	10min		

Match No.: 3 Table: 5

Umpires: FOUCHARD Frederic (FRA) VASINOVA Karina (CZE)

Player Statistics	von EINEM Samuel (AUS)					Match	TAKEMORI Takeshi (JPN)					Match
	Game						Game					
	1	2	3	4	5		1	2	3	4	5	
Points won	11	12	12			35	8	10	10			28
Biggest lead	3	4	6			6	-	2	1			2
Points won on own serve	9	6	8			23	7	5	7			19
Points lost on own serve	1	5	3			9	2	6	4			12
Most consecutive points won	3	6	6			6	3	3	3			3
Greatest deficit overcome	-	2	1			2	-	-	-			-

Game/Match Statistics	Game					Match
	1	2	3	4	5	
Longest rally (strokes)	6	5	12			12
Average rally	3	3	4			3

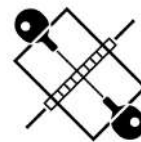
### Game Progress

1	von EINEM Samuel (AUS)	*0	1	2	2	*2	3	4	4	*4	5	6	6	*7	8	8	8	*8	9	10	11			
	TAKEMORI Takeshi (JPN)	0	0	*0	1	2	2	*2	3	4	4	*4	5	5	5	*6	7	8	8	*8	8			
2	von EINEM Samuel (AUS)	0	0	*1	1	1	2	*2	3	4	5	*6	7	8	8	*8	8	9	10	*10	10	10	*11	12
	TAKEMORI Takeshi (JPN)	*0	1	1	2	*3	3	4	4	*4	4	4	4	*4	5	6	7	*7	7	8	9	*10	10	10
3	von EINEM Samuel (AUS)	*0	0	1	2	*3	4	5	6	*6	7	8	8	*8	8	9	9	*9	9	10	10	*10	11	12
	TAKEMORI Takeshi (JPN)	0	1	*1	1	1	1	*1	1	2	2	*2	3	4	5	*5	6	7	8	*8	9	10	*10	10

**Note:**  
The "Greatest deficit overcome" only applies when the player ends up winning the game.

**Legend:**  
\* Server **No.** Number





**Match Results**  
Résultats du match

GOMES Thiago (BRA) **1 - 3** KIM Gi Tae (KOR)

Game Summary		Match	Game 1	Game 2	Game 3	Game 4	Game 5
GOMES Thiago	BRA	1	11	9	9	9	
KIM Gi Tae	KOR	3	9	11	11	11	
Duration:		29min	7min	7min	7min	7min	

Match No.: 4 Table: 3

Umpires: DECLOMESNIL Yohan (FRA) GHACHEM Najeh (TUN)

Player Statistics	GOMES Thiago (BRA)					Match	KIM Gi Tae (KOR)					Match
	Game						Game					
	1	2	3	4	5		1	2	3	4	5	
Points won	11	9	9	9		38	9	11	11	11		42
Biggest lead	5	2	1	1		5	2	2	3	2		3
Points won on own serve	6	7	7	5		25	5	8	8	6		27
Points lost on own serve	4	3	3	5		15	5	2	2	4		13
Most consecutive points won	5	3	3	2		5	3	3	3	3		3
Greatest deficit overcome	2	-	-	-		2	-	2	1	1		2

Game/Match Statistics	Game					Match
	1	2	3	4	5	
Longest rally (strokes)	5	6	8	8		8
Average rally	3	3	3	3		3

**Game Progress**

1	GOMES Thiago (BRA)	0	0	*0	1	2	2	*3	4	5	6	*7	7	8	9	*9	9	9	10	*10	10	11
	KIM Gi Tae (KOR)	*0	1	2	2	*2	3	3	3	*3	3	3	4	*4	4	5	6	*7	7	8	9	9
2	GOMES Thiago (BRA)	*0	0	1	1	*1	2	3	4	*4	5	5	5	*6	7	8	8	*8	9	9	9	9
	KIM Gi Tae (KOR)	0	1	*1	2	3	3	*3	3	4	4	*5	6	6	6	*6	7	8	8	*9	10	11
3	GOMES Thiago (BRA)	0	0	*0	0	1	2	*2	3	4	4	*4	5	6	7	*7	7	8	8	*8	9	9
	KIM Gi Tae (KOR)	*0	1	2	3	*3	3	4	4	*4	5	6	6	*6	6	7	8	*8	9	10	10	11
4	GOMES Thiago (BRA)	*0	0	1	2	*2	3	3	3	*3	4	4	5	*5	6	6	7	*7	8	8	9	9
	KIM Gi Tae (KOR)	0	1	*1	1	2	2	*3	4	5	5	*6	6	7	7	*8	8	9	9	*10	10	11

**Note:**  
The "Greatest deficit overcome" only applies when the player ends up winning the game.

**Legend:**  
\* Server **No.** Number



**Match Results**  
Résultats du match

CREANGE Lucas (FRA) **0 - 3** PALOS Peter (HUN)

Game Summary		Match	Game 1	Game 2	Game 3	Game 4	Game 5
CREANGE Lucas	FRA	0	10	8	6		
PALOS Peter	HUN	3	12	11	11		
Duration:		25min	7min	9min	7min		

Match No.: 5 Table: 1

Umpires: PURCELL Tom (GBR) BONG Mijung (KOR)

Player Statistics	CREANGE Lucas (FRA)					Match	PALOS Peter (HUN)					Match
	Game						Game					
	1	2	3	4	5		1	2	3	4	5	
Points won	10	8	6			24	12	11	11			34
Biggest lead	-	3	1			3	4	4	6			6
Points won on own serve	5	4	3			12	6	5	6			17
Points lost on own serve	6	6	5			17	5	4	3			12
Most consecutive points won	4	3	2			4	4	7	5			7
Greatest deficit overcome	-	-	-			-	-	3	1			3

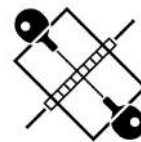
Game/Match Statistics	Game					Match
	1	2	3	4	5	
Longest rally (strokes)	15	12	16			16
Average rally	6	6	6			6

**Game Progress**

1	CREANGE Lucas (FRA)	0	0	*0	0	0	1	*2	3	4	4	*4	4	5	6	*7	7	7	7	*8	9	10	*10	10
	PALOS Peter (HUN)	*0	1	2	3	*4	4	4	4	*4	5	6	7	*7	7	7	8	*9	10	10	10	*10	11	12
2	CREANGE Lucas (FRA)	*0	1	1	2	*3	3	3	4	*5	6	6	6	*6	6	6	6	*6	7	8				8
	PALOS Peter (HUN)	0	0	*1	1	1	2	*3	3	3	3	*4	5	6	7	*8	9	10	10	*10	11			
3	CREANGE Lucas (FRA)	0	0	*1	2	2	2	*3	3	3	4	*4	4	4	4	*4	5	6	6					
	PALOS Peter (HUN)	*0	1	1	1	*2	3	3	4	*5	5	6	7	*8	9	10	10	*10	11					

**Note:**  
The "Greatest deficit overcome" only applies when the player ends up winning the game.

**Legend:**  
\* Server **No.** Number



## Match Results

Résultats du match

**CHEN Po Yen (TPE) 3 - 1 van ACKER Florian (BEL)**

Game Summary		Match	Game 1	Game 2	Game 3	Game 4	Game 5
<b>CHEN Po Yen</b>	TPE	<b>3</b>	11	11	10	11	
van ACKER Florian	BEL	<b>1</b>	9	7	12	7	
Duration:		<b>40min</b>	12min	8min	10min	9min	

Match No.: 6 Table: 3

Umpires: REZAIE JAHDKON Simin (IRI) LABRUE Jacques (FRA)

Player Statistics	CHEN Po Yen (TPE)					Match	van ACKER Florian (BEL)					Match
	Game						Game					
	1	2	3	4	5		1	2	3	4	5	
Points won	11	11	10	11		<b>43</b>	9	7	12	7		<b>35</b>
Biggest lead	3	4	2	4		<b>4</b>	1	2	2	-		<b>2</b>
Points won on own serve	5	6	6	4		<b>21</b>	4	5	7	3		<b>19</b>
Points lost on own serve	5	2	5	4		<b>16</b>	6	5	4	7		<b>22</b>
Most consecutive points won	3	4	3	3		<b>4</b>	3	2	3	1		<b>3</b>
Greatest deficit overcome	1	2	-	-		<b>2</b>	-	-	2	-		<b>2</b>

Game/Match Statistics	Game					Match
	1	2	3	4	5	
Longest rally (strokes)	18	21	13	24		<b>24</b>
Average rally	7	9	6	9		<b>7</b>

### Game Progress

1	<b>CHEN Po Yen (TPE)</b>	*0   0   1   2   *3   3   4   5   *5   6   6   6   *7   7   7   7   *8   9   10   10   <b>11</b>
	van ACKER Florian (BEL)	0   1   *1   1   1   2   *2   2   3   3   *4   5   5   6   *7   8   8   8   *8   9   <b>9</b>
2	<b>CHEN Po Yen (TPE)</b>	0   0   *0   1   2   3   *4   4   5   5   *5   6   7   7   *8   8   9   10   <b>11</b>
	van ACKER Florian (BEL)	*0   1   2   2   *2   2   2   3   *3   4   5   5   *5   6   6   7   *7   7   7
3	<b>CHEN Po Yen (TPE)</b>	*0   1   2   2   *2   2   3   4   *5   5   6   6   *6   7   7   8   *8   9   9   10   *10   10   <b>10</b>
	van ACKER Florian (BEL)	0   0   *0   1   2   3   *3   3   3   4   *4   5   6   6   *7   7   8   8   *9   9   10   *11   <b>12</b>
4	<b>CHEN Po Yen (TPE)</b>	0   1   *2   3   3   4   *4   5   5   6   *6   7   7   8   *8   9   9   10   <b>11</b>
	van ACKER Florian (BEL)	*0   0   0   0   *1   1   2   2   *3   3   4   4   *5   5   6   6   *7   7   7

**Note:**  
The "Greatest deficit overcome" only applies when the player ends up winning the game.

**Legend:**  
\* Server  
**No.** Number



**Match Results**  
Résultats du match

von EINEM Samuel (AUS) **1 - 3** KIM Gi Tae (KOR)

Game Summary		Match	Game 1	Game 2	Game 3	Game 4	Game 5
von EINEM Samuel	AUS	1	5	11	9	13	
KIM Gi Tae	KOR	3	11	8	11	15	
Duration:		34min	5min	7min	8min	13min	

Match No.: 7 Table: 1

Umpires: GALLEGO David (COL) ROUSSET Isabelle (FRA)

Player Statistics	von EINEM Samuel (AUS)					Match	KIM Gi Tae (KOR)					Match	
	Game						Match	Game					
	1	2	3	4	5			1	2	3	4		5
Points won	5	11	9	13		38	11	8	11	15		45	
Biggest lead	-	3	1	1		3	8	2	2	6		8	
Points won on own serve	2	5	6	6		19	5	3	7	7		22	
Points lost on own serve	6	5	4	8		23	3	6	3	7		19	
Most consecutive points won	4	4	2	4		4	8	5	3	5		8	
Greatest deficit overcome	-	2	-	-		2	-	-	1	1		1	

Game/Match Statistics	Game					Match
	1	2	3	4	5	
Longest rally (strokes)	9	10	10	13		13
Average rally	4	4	4	4		4

**Game Progress**

1	von EINEM Samuel (AUS)	0	0	*0	0	0	0	*0	0	0	1	*1	2	3	4	*5	5	5										
	KIM Gi Tae (KOR)	*0	1	2	3	*4	5	6	7	*8	8	9	9	*9	9	9	10	11										
2	von EINEM Samuel (AUS)	*0	1	1	2	*3	3	4	5	*5	5	5	5	*5	6	7	8	*9	9	10	11							
	KIM Gi Tae (KOR)	0	0	*1	1	1	2	*2	2	3	4	*5	6	7	7	*7	7	7	8	*8	8							
3	von EINEM Samuel (AUS)	0	1	*1	1	2	3	*3	4	4	4	*4	5	6	6	*6	7	7	8	*8	9	9						
	KIM Gi Tae (KOR)	*0	0	1	2	*2	2	3	3	*4	5	6	6	*6	7	8	8	*9	9	10	10	11						
4	von EINEM Samuel (AUS)	*0	1	1	2	*2	2	2	2	*2	3	3	3	*3	4	5	6	*6	7	8	9	*10	10	*11	11	*12	12	
	KIM Gi Tae (KOR)	0	0	*1	1	2	3	*4	5	6	6	*7	8	9	9	*9	9	10	10	*10	10	10	*11	11	*12	12	*13	
		*13	13	13																								
		13	*14	15																								

**Note:**  
The "Greatest deficit overcome" only applies when the player ends up winning the game.

**Legend:**  
\* Server **No.** Number



**Match Results**  
Résultats du match

PALOS Peter (HUN) **0 - 3** CHEN Po Yen (TPE)

Game Summary		Match	Game 1	Game 2	Game 3	Game 4	Game 5
PALOS Peter	HUN	0	4	3	7		
CHEN Po Yen	TPE	3	11	11	11		
Duration:		19min	4min	5min	8min		

Match No.: 8 Table: 3

Umpires: KLECKER Roman (CZE) REZAIE JAHDKON Simin (IRI)

Player Statistics	PALOS Peter (HUN)					Match	CHEN Po Yen (TPE)					Match
	Game						Game					
	1	2	3	4	5		1	2	3	4	5	
Points won	4	3	7			14	11	11	11			33
Biggest lead	-	-	2			2	7	8	4			8
Points won on own serve	1	1	4			6	4	6	5			15
Points lost on own serve	7	5	6			18	3	2	3			8
Most consecutive points won	1	1	2			2	4	7	4			7
Greatest deficit overcome	-	-	-			-	-	-	2			2

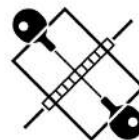
Game/Match Statistics	Game					Match
	1	2	3	4	5	
Longest rally (strokes)	13	12	17			17
Average rally	4	7	7			6

**Game Progress**

1	PALOS Peter (HUN)	*0	0	0	1	*1	2	2	2	*3	3	3	4	*4	4	4	4			
	CHEN Po Yen (TPE)	0	1	*2	2	3	3	*4	5	5	6	*7	7	8	9	*10	11			
2	PALOS Peter (HUN)	0	0	*1	1	1	1	*1	1	1	1	*2	2	3	3	3				
	CHEN Po Yen (TPE)	*0	1	1	2	*3	4	5	6	*7	8	8	9	*9	10	11				
3	PALOS Peter (HUN)	*0	1	2	2	*2	3	3	4	*5	5	5	5	*5	6	6	6	*7	7	7
	CHEN Po Yen (TPE)	0	0	*0	1	2	2	*3	3	3	4	*5	6	7	7	*8	9	9	10	11

**Note:**  
The "Greatest deficit overcome" only applies when the player ends up winning the game.

**Legend:**  
\* Server **No.** Number



### Match Results

Résultats du match

**KIM Gi Tae (KOR) 3 - 1 CHEN Po Yen (TPE)**

Game Summary		Match	Game 1	Game 2	Game 3	Game 4	Game 5
KIM Gi Tae	KOR	3	3	15	11	11	
CHEN Po Yen	TPE	1	11	13	7	9	
Duration:		37min	5min	12min	7min	11min	

Match No.: 9 Table: 1

Umpires: COME Corinne (FRA) MIGUEZ Carolina (ARG)

Player Statistics	KIM Gi Tae (KOR)					Match	CHEN Po Yen (TPE)					Match	
	Game						Match	Game					
	1	2	3	4	5			1	2	3	4		5
Points won	3	15	11	11		40	11	13	7	9		40	
Biggest lead	-	3	5	4		5	8	1	1	1		8	
Points won on own serve	2	5	6	6		19	5	4	3	5		17	
Points lost on own serve	6	9	4	4		23	1	10	5	5		21	
Most consecutive points won	2	4	4	5		5	5	2	2	3		5	
Greatest deficit overcome	-	1	1	1		1	-	-	-	-		-	

Game/Match Statistics	Game					Match
	1	2	3	4	5	
Longest rally (strokes)	9	24	6	21		24
Average rally	4	6	4	7		6

#### Game Progress

1	KIM Gi Tae (KOR)	*0	0	0	0	*0	0	1	2	*2	2	3	3	*3	3	3												
	CHEN Po Yen (TPE)	0	1	*2	3	4	5	*5	5	6	7	*7	8	9	10	11												
2	KIM Gi Tae (KOR)	0	0	*1	1	2	3	*3	4	4	4	*5	5	6	7	*8	9	9	9	*10	10	10	*11	11	*12	12	*13	
	CHEN Po Yen (TPE)	*0	1	1	2	*2	2	3	3	*4	5	5	6	*6	6	6	6	*7	8	8	9	*10	10	*11	11	*12	12	12
		13	*14	15																								
		*13	13	13																								
3	KIM Gi Tae (KOR)	*0	1	1	1	*2	3	3	4	*5	6	7	7	*8	8	9	10	*10	10	11								
	CHEN Po Yen (TPE)	0	0	*1	2	2	2	*3	3	3	3	*3	4	4	5	*5	5	6	7	7								
4	KIM Gi Tae (KOR)	0	0	*1	2	3	4	*5	5	5	6	*6	7	8	8	*9	9	10	10	*10	10	11						
	CHEN Po Yen (TPE)	*0	1	1	1	*1	1	1	2	*3	3	4	4	*4	5	5	6	*6	7	8	9	9						

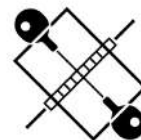
#### Note:

The "Greatest deficit overcome" only applies when the player ends up winning the game.

#### Legend:

\* Server

No. Number



### Player Statistics

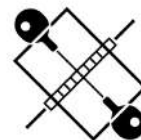
Statistiques du joueur

As of THU 5 SEP 2024

Name	NPC Code	Matches			Games			Points Won				Points Lost				Average Match Duration
		Played	Won	%Won	Played	Won	%Won	Total	Own Serve	Most Consecutive	Greatest Deficit Overcome	Total	Own Serve	Most Consecutive	Greatest Lead Lost	
ABDALLA Abdelrahman	EGY	1	0	0%	3	0	0%	18	11	3	0	33	15	6	2	16min
CHEN Po Yen	TPE	3	2	67%	11	7	64%	116	53	7	2	89	45	5	2	32min
CREANGE Lucas	FRA	1	0	0%	3	0	0%	24	12	4	0	34	17	7	3	25min
GOMES Thiago	BRA	2	1	50%	7	4	57%	71	43	6	2	60	22	3	2	23min
KIM Gi Tae	KOR	3	3	100%	12	9	75%	127	68	8	2	116	55	5	2	33min
LEUNG Chung Yan	HKG	1	0	0%	4	1	25%	29	15	4	2	41	20	4	1	30min
PALOS Peter	HUN	3	2	67%	10	6	60%	89	44	7	3	86	44	7	2	25min
TAKEMORI Takeshi	JPN	1	0	0%	3	0	0%	28	19	3	0	35	12	6	2	29min
van ACKER Florian	BEL	1	0	0%	4	1	25%	35	19	3	2	43	22	4	2	40min
von EINEM Samuel	AUS	2	1	50%	7	4	57%	73	42	6	2	73	32	8	1	32min

**Note:**

The "Greatest deficit overcome" only applies when the player ends up winning the game and "Greatest lead lost" only when losing.



## Tournament Statistics

Statistiques du tournoi

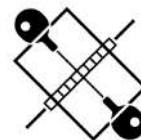
As of THU 5 SEP 2024

Statistics	Round of 16	Quarterfinals	Semifinals	Finals	Total
<b>Matches</b> Total	2	4	2	1	9
Game Margin: 3:0	1 50%	2 50%	1 50%		4 44%
3:1	1 50%	2 50%	1 50%	1 100%	5 56%
3:2					
Invalid Results Mark					
Duration: Total	46min	2h3min	53min	37min	4h19min
Longest	30min	40min	34min	37min	40min
Shortest	16min	25min	19min	37min	16min
Average	23min	31min	27min	37min	29min
<b>Games</b> Total	7	14	7	4	32
Point Margin: 11					
10					
9					
8			1 14%	1 25%	2 6%
7	1 14%		1 14%		2 6%
6			1 14%		1 3%
5	4 57%	1 7%			5 16%
4		2 14%	1 14%	1 25%	4 13%
3	2 29%	2 14%	1 14%		5 16%
2		9 64%	2 29%	2 50%	13 41%
Invalid Results Mark					
Duration: Total	41min	1h57min	50min	35min	4h3min
Longest	7min	12min	13min	12min	13min
Shortest	4min	7min	4min	5min	4min
Average	6min	8min	7min	9min	8min
<b>Points</b> Total	121	279	130	80	610
Per game	17.29	19.93	18.57	20.00	19.06
Most consecutive won	6	7	8	5	8
Greatest deficit overcome	2	3	2	1	3
Longest rally	15	24	17	24	24
Average rally	4	5	5	5	5

**Note:**

The "Greatest deficit overcome" only applies when the player ends up winning the game.

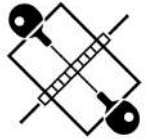




**Entry List by Event**  
Liste d'inscriptions par épreuve  
As of SUN 25 AUG 2024

NPC	Name	Date of Birth	Qualification Pathway	World Ranking
<b>ARG - Argentina</b>	GARRONE Coty	22 OCT 1996	QT	6
<b>AUS - Australia</b>	SANDS Hayley	13 MAR 2000	CQ	11
<b>BRA - Brazil</b>	AZEVEDO Carla	24 JAN 1981	QI	10
	OLIVEIRA Catia	12 JUN 1991	CQ	4
<b>CHN - People's Republic of China</b>	LIU Jing	25 JUL 1988	QR	3
<b>EGY - Egypt</b>	SOLIMAN Ola	28 FEB 1971	CQ	12
<b>FIN - Finland</b>	TAPOLA Aino	22 JUL 1997	QR	9
<b>GER - Germany</b>	SPEGEL Jana	4 MAY 2003	QR	8
<b>ITA - Italy</b>	ROSSI Giada	24 AUG 1994	CQ	2
<b>KOR - Republic of Korea</b>	SEO Su Yeon	8 JAN 1986	CQ	1
<b>POL - Poland</b>	BUCLAW Dorota	16 OCT 1977	QR	5
<b>THA - Thailand</b>	BOOTWANSIRINA Chilchitpanyak	2 DEC 1975	QR	7

Legend:			
<b>CQ</b>	Continental Qualification	<b>QI</b>	Qualified by Invitation
<b>QT</b>	Qualification Tournament	<b>QR</b>	World Ranking



**Draw**  
Tableau d'élimination

Round of 16	NPC Code	Quarterfinals	NPC Code	Semifinals	NPC Code	Finals	NPC Code	Final Ranking
SEO Su Yeon	KOR	BYE	SEO Su Yeon	KOR	3-0 (11:1, 11:7, 11:2)	LIU Jing	CHN	<b>GOLD</b>
SOLIMAN Ola	EGY	SPEGEL Jana	GER	3-0 (11:2, 11:2, 11:0)	LIU Jing	CHN	3-2 (5:11, 11:8, 11:7, 10:12, 13:11)	ROSSI Giada
BOOTWANSIRINA C	THA	BOOTWANSIRINA	THA	3-0 (11:5, 11:2, 11:2)	LIU Jing	CHN	3-1 (11:9, 8:11, 11:5, 11:7)	ROSSI Giada
AZEVEDO Carla	BRA	BYE	LIU Jing	CHN	3-1 (11:9, 7:11, 11:8, 11:5)	ROSSI Giada	ITA	ROSSI Giada
OLIVEIRA Catia	BRA	OLIVEIRA Catia	BRA	BUCLAW Dorota	POL	3-1 (11:9, 8:11, 11:6, 6:11, 11:6)	ITA	ROSSI Giada
SANDS Hayley	AUS	BUCLAW Dorota	POL	3-0 (11:3, 11:2, 11:7)	ROSSI Giada	ITA	ITA	LIU Jing
BUCLAW Dorota	POL	GARRONE Coty	ARG	GARRONE Coty	ARG	3-0 (11:7, 11:6, 11:6)	ARG	LIU Jing
GARRONE Coty	ARG	TAPOLA Aino	FIN	ROSSI Giada	ITA	3-0 (11:3, 11:0, 11:6)	ITA	LIU Jing
TAPOLA Aino	FIN	BYE	ROSSI Giada	ITA				LIU Jing
ROSSI Giada	ITA							LIU Jing
								BUCLAW Dorota
								SEO Su Yeon



**Match Results**  
Résultats du match

SOLIMAN Ola (EGY) **0 - 3** SPEGEL Jana (GER)

Game Summary		Match	Game 1	Game 2	Game 3	Game 4	Game 5
SOLIMAN Ola	EGY	0	2	2	0		
SPEGEL Jana	GER	3	11	11	11		
Duration:		16min	5min	4min	5min		

Match No.: 1 Table: 4

Umpires: de HAUTECLOCQUE Donatien (FRA) COME Corinne (FRA)

Player Statistics	SOLIMAN Ola (EGY)					Match	SPEGEL Jana (GER)					Match
	Game						Game					
	1	2	3	4	5		1	2	3	4	5	
Points won	2	2	0			4	11	11	11			33
Biggest lead	-	-	-			-	9	9	11			11
Points won on own serve	1	1	0			2	5	6	5			16
Points lost on own serve	6	5	6			17	1	1	0			2
Most consecutive points won	1	1	0			1	6	6	11			11
Greatest deficit overcome	-	-	-			-	-	-	-			-

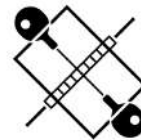
Game/Match Statistics	Game					Match
	1	2	3	4	5	
Longest rally (strokes)	7	5	5			7
Average rally	3	3	3			3

**Game Progress**

1	SOLIMAN Ola (EGY)	*0	0	1	1	*1	1	1	2	*2	2	2	2	*2	2
	SPEGEL Jana (GER)	0	1	*1	2	3	4	*5	5	6	7	*8	9	10	11
2	SOLIMAN Ola (EGY)	0	0	*0	0	0	0	*0	1	1	2	*2	2	2	2
	SPEGEL Jana (GER)	*0	1	2	3	*4	5	6	6	*7	7	8	9	*10	11
3	SOLIMAN Ola (EGY)	*0	0	0	0	*0	0	0	0	*0	0	0	0	0	0
	SPEGEL Jana (GER)	0	1	*2	3	4	5	*6	7	8	9	*10	11		

**Note:**  
The "Greatest deficit overcome" only applies when the player ends up winning the game.

**Legend:**  
\* Server **No.** Number


**Match Results**

Résultats du match

**BOOTWANSIRINA Chilchitpanyak (THA) 3 - 0 AZEVEDO Carla (BRA)**

Game Summary		Match	Game 1	Game 2	Game 3	Game 4	Game 5
BOOTWANSIRINA Chilchitpanyak	THA	3	11	11	11		
AZEVEDO Carla	BRA	0	5	2	2		
Duration:		22min	6min	5min	7min		

Match No.: 2 Table: 6

Umpires: PINKEWICH Marie (AUS) ABDELAZIZ Lamia (EGY)

Player Statistics	BOOTWANSIRINA Chilchitpanyak (THA)					Match	AZEVEDO Carla (BRA)					Match
	Game						Game					
	1	2	3	4	5	1	2	3	4	5		
Points won	11	11	11			33	5	2	2			9
Biggest lead	6	9	9			9	2	-	-			2
Points won on own serve	5	6	6			17	2	2	1			5
Points lost on own serve	3	0	1			4	6	5	5			16
Most consecutive points won	5	5	5			5	2	1	1			2
Greatest deficit overcome	2	-	-			2	-	-	-			-

Game/Match Statistics	Game					Match
	1	2	3	4	5	
Longest rally (strokes)	8	10	10			10
Average rally	3	4	5			4

**Game Progress**

1	BOOTWANSIRINA Chilchitpanyak (THA)	*0	0	0	1	*2	3	3	3	*4	5	6	6	*7	8	9	10	11
	AZEVEDO Carla (BRA)	0	1	*2	2	2	2	*3	4	4	4	*4	5	5	5	*5	5	5
2	BOOTWANSIRINA Chilchitpanyak (THA)	0	1	*2	3	4	5	*5	6	7	7	*8	9	10	11			
	AZEVEDO Carla (BRA)	*0	0	0	0	*0	0	1	1	*1	2	2	2	*2	2			
3	BOOTWANSIRINA Chilchitpanyak (THA)	*0	1	2	3	*3	4	5	6	*7	8	8	9	*10	11			
	AZEVEDO Carla (BRA)	0	0	*0	0	1	1	*1	1	1	1	*2	2	2	2			

**Note:**

The "Greatest deficit overcome" only applies when the player ends up winning the game.

**Legend:**

\* Server

No. Number



**Match Results**  
Résultats du match

SANDS Hayley (AUS) **0 - 3** BUCLAW Dorota (POL)

Game Summary		Match	Game 1	Game 2	Game 3	Game 4	Game 5
SANDS Hayley	AUS	0	3	2	7		
BUCLAW Dorota	POL	3	11	11	11		
Duration:		17min	4min	3min	7min		

Match No.: 3 Table: 4

Umpires: MIGUEZ Carolina (ARG) GERSDORF Anja (GER)

Player Statistics	SANDS Hayley (AUS)					Match	BUCLAW Dorota (POL)					Match
	Game						Game					
	1	2	3	4	5		1	2	3	4	5	
Points won	3	2	7			12	11	11	11			33
Biggest lead	-	1	2			2	8	9	4			9
Points won on own serve	1	0	3			4	4	5	4			13
Points lost on own serve	7	6	7			20	2	2	4			8
Most consecutive points won	2	1	2			2	5	7	3			7
Greatest deficit overcome	-	-	-			-	-	1	2			2

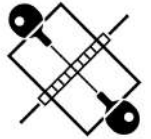
Game/Match Statistics	Game					Match
	1	2	3	4	5	
Longest rally (strokes)	8	6	8			8
Average rally	3	3	3			3

**Game Progress**

1 SANDS Hayley (AUS)	*0	0	0	0	*0	0	1	1	*1	1	1	2	*3	3	3				
BUCLAW Dorota (POL)	0	1	*2	3	4	5	*5	6	7	8	*9	9	9	10	11				
2 SANDS Hayley (AUS)	0	1	*1	1	1	1	*1	1	1	2	*2	2	2	2	2				
BUCLAW Dorota (POL)	*0	0	1	2	*3	4	5	6	*7	7	8	9	*10	11					
3 SANDS Hayley (AUS)	*0	1	2	2	*3	3	3	3	*4	4	4	4	*5	5	6	7	*7	7	7
BUCLAW Dorota (POL)	0	0	*0	1	1	2	*3	4	4	5	*6	7	7	8	*8	8	9	10	11

**Note:**  
The "Greatest deficit overcome" only applies when the player ends up winning the game.

**Legend:**  
\* Server **No.** Number



**Match Results**  
Résultats du match

**GARRONE Coty (ARG) 3 - 0 TAPOLA Aino (FIN)**

Game Summary		Match	Game 1	Game 2	Game 3	Game 4	Game 5
<b>GARRONE Coty</b>	<b>ARG</b>	<b>3</b>	11	11	11		
<b>TAPOLA Aino</b>	<b>FIN</b>	<b>0</b>	7	6	6		
Duration:		<b>23min</b>	6min	6min	8min		

Match No.: 4 Table: 2

Umpires: PARMENTELAT Tamara (FRA) LEMAN Jean Yves (FRA)

Player Statistics	GARRONE Coty (ARG)					Match	TAPOLA Aino (FIN)					Match
	Game						Game					
	1	2	3	4	5		1	2	3	4	5	
Points won	11	11	11			<b>33</b>	7	6	6			<b>19</b>
Biggest lead	4	5	7			<b>7</b>	1	3	1			<b>3</b>
Points won on own serve	6	7	6			<b>19</b>	3	5	3			<b>11</b>
Points lost on own serve	4	1	3			<b>8</b>	5	4	5			<b>14</b>
Most consecutive points won	3	4	6			<b>6</b>	3	3	4			<b>4</b>
Greatest deficit overcome	1	3	1			<b>3</b>	-	-	-			-

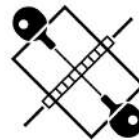
Game/Match Statistics	Game					Match
	1	2	3	4	5	
Longest rally (strokes)	6	4	4			<b>6</b>
Average rally	3	2	2			<b>2</b>

**Game Progress**

1 <b>GARRONE Coty (ARG)</b>	*0	1	1	1	*2	2	3	4	*5	5	5	5	*6	7	8	8	*9	10	<b>11</b>
TAPOLA Aino (FIN)	0	0	*1	2	2	3	*3	3	3	4	*5	6	6	6	*6	7	7	7	7
2 <b>GARRONE Coty (ARG)</b>	0	0	*0	0	1	2	*2	3	4	4	*5	6	7	7	*8	9	10	<b>11</b>	
TAPOLA Aino (FIN)	*0	1	2	3	*3	3	4	4	*4	5	5	5	*5	6	6	6	*6	6	
3 <b>GARRONE Coty (ARG)</b>	*0	0	1	2	*3	4	5	6	*6	7	8	9	*9	9	9	9	*10	<b>11</b>	
TAPOLA Aino (FIN)	0	1	*1	1	1	1	*1	1	2	2	*2	2	3	4	*5	6	6	6	

**Note:**  
The "Greatest deficit overcome" only applies when the player ends up winning the game.

**Legend:**  
\* Server **No.** Number



**Match Results**  
 Résultats du match

**SEO Su Yeon (KOR) 3 - 0 SPEGEL Jana (GER)**

Game Summary		Match	Game 1	Game 2	Game 3	Game 4	Game 5
SEO Su Yeon	KOR	<b>3</b>	11	11	11		
SPEGEL Jana	GER	<b>0</b>	1	7	2		
Duration:		<b>14min</b>	3min	5min	3min		

Match No.: 5 Table: 2

Umpires: LEONG Amanda Pei San (SGP) MERHEB Imad (LBN)

Player Statistics	SEO Su Yeon (KOR)					Match	SPEGEL Jana (GER)					Match
	Game						Game					
	1	2	3	4	5		1	2	3	4	5	
Points won	11	11	11			<b>33</b>	1	7	2			<b>10</b>
Biggest lead	10	4	9			<b>10</b>	-	2	-			<b>2</b>
Points won on own serve	5	5	6			<b>16</b>	0	4	1			<b>5</b>
Points lost on own serve	1	3	1			<b>5</b>	6	6	5			<b>17</b>
Most consecutive points won	6	6	6			<b>6</b>	1	3	1			<b>3</b>
Greatest deficit overcome	-	2	-			<b>2</b>	-	-	-			<b>-</b>

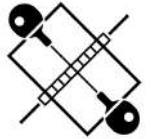
Game/Match Statistics	Game					Match
	1	2	3	4	5	
Longest rally (strokes)	17	8	14			<b>17</b>
Average rally	6	4	5			<b>5</b>

**Game Progress**

1	SEO Su Yeon (KOR)	*0	1	2	3	*4	5	5	6	*7	8	9	10	11	SPEGEL Jana (GER)	0	0	*0	0	0	0	*1	1	1	1	*1	1	1											
2	SEO Su Yeon (KOR)	0	1	*2	2	3	3	*3	3	4	4	*4	5	5	6	*7	8	9	10	11	SPEGEL Jana (GER)	*0	0	0	1	*1	2	3	4	*4	5	6	6	*7	7	7	*7	7	7
3	SEO Su Yeon (KOR)	*0	1	2	3	*4	5	6	6	*7	7	8	9	*10	11	SPEGEL Jana (GER)	0	0	*0	0	0	0	*0	1	1	2	*2	2	2	2									

**Note:**  
 The "Greatest deficit overcome" only applies when the player ends up winning the game.

**Legend:**  
 \* Server **No.** Number



**Match Results**  
Résultats du match

**BOOTWANSIRINA Chilchitpanyak (THA) 1 - 3 LIU Jing (CHN)**

Game Summary		Match	Game 1	Game 2	Game 3	Game 4	Game 5
BOOTWANSIRINA Chilchitpanyak	THA	1	9	11	5	7	
<b>LIU Jing</b>	<b>CHN</b>	<b>3</b>	11	8	11	11	
Duration:		<b>29min</b>	5min	8min	5min	6min	

Match No.: 6 Table: 6

Umpires: GERSDORF Anja (GER) LONGEPE Louis Jean (FRA)

Player Statistics	BOOTWANSIRINA Chilchitpanyak (THA)					Match	LIU Jing (CHN)					Match
	Game						Game					
	1	2	3	4	5		1	2	3	4	5	
Points won	9	11	5	7		<b>32</b>	11	8	11	11		<b>41</b>
Biggest lead	1	5	-	-		<b>5</b>	2	1	6	5		<b>6</b>
Points won on own serve	4	7	2	6		<b>19</b>	5	6	5	9		<b>25</b>
Points lost on own serve	6	2	6	2		<b>16</b>	5	4	3	1		<b>13</b>
Most consecutive points won	3	5	2	3		<b>5</b>	3	3	4	3		<b>4</b>
Greatest deficit overcome	-	1	-	-		<b>1</b>	1	-	-	-		<b>1</b>

Game/Match Statistics	Game					Match
	1	2	3	4	5	
Longest rally (strokes)	21	11	8	19		<b>21</b>
Average rally	5	5	4	6		<b>5</b>

**Game Progress**

1	BOOTWANSIRINA Chilchitpanyak (THA)	*0	0	0	1	*2	3	3	4	*4	4	4	5	*5	6	7	7	*7	8	8	9	<b>9</b>
	<b>LIU Jing (CHN)</b>	0	1	*2	2	2	2	*3	3	4	5	*6	6	7	7	*7	8	9	9	*10	10	<b>11</b>
2	BOOTWANSIRINA Chilchitpanyak (THA)	0	0	*1	1	2	2	*3	4	5	5	*5	6	7	8	*9	10	10	10	*10	<b>11</b>	
	<b>LIU Jing (CHN)</b>	*0	1	1	2	*2	3	3	3	*3	4	5	5	*5	5	5	5	*6	7	8	<b>8</b>	
3	BOOTWANSIRINA Chilchitpanyak (THA)	*0	0	0	1	*2	2	2	2	*3	3	3	3	*3	4	5	5	<b>5</b>				
	<b>LIU Jing (CHN)</b>	0	1	*2	2	2	3	*4	5	5	6	*7	8	9	9	*9	10	<b>11</b>				
4	BOOTWANSIRINA Chilchitpanyak (THA)	0	0	*0	1	1	1	*1	2	2	2	*3	4	5	5	*5	6	7	7	<b>7</b>		
	<b>LIU Jing (CHN)</b>	*0	1	2	2	*3	4	5	5	*6	7	7	7	*7	8	9	9	*9	10	<b>11</b>		

**Note:**

The "Greatest deficit overcome" only applies when the player ends up winning the game.

**Legend:**

\* Server **No.** Number





**Match Results**  
Résultats du match

**OLIVEIRA Catia (BRA) 1 - 3 BUCLAW Dorota (POL)**

Game Summary		Match	Game 1	Game 2	Game 3	Game 4	Game 5
OLIVEIRA Catia	BRA	1	9	11	8	5	
BUCLAW Dorota	POL	3	11	7	11	11	
Duration:		30min	5min	4min	11min	4min	

Match No.: 7 Table: 6

Umpires: ROUSSET Isabelle (FRA) REZAIE JAHDKON Simin (IRI)

Player Statistics	OLIVEIRA Catia (BRA)					Match	BUCLAW Dorota (POL)					Match
	Game						Game					
	1	2	3	4	5		1	2	3	4	5	
Points won	9	11	8	5		33	11	7	11	11		40
Biggest lead	-	4	3	-		4	5	2	3	6		6
Points won on own serve	3	5	1	2		11	4	2	3	5		14
Points lost on own serve	7	5	8	6		26	6	6	7	3		22
Most consecutive points won	4	5	3	2		5	5	2	3	4		5
Greatest deficit overcome	-	2	-	-		2	-	-	3	-		3

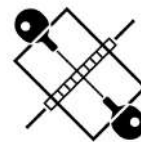
Game/Match Statistics	Game					Match
	1	2	3	4	5	
Longest rally (strokes)	9	10	11	7		11
Average rally	5	5	4	3		4

**Game Progress**

1	OLIVEIRA Catia (BRA)	0	0	*1	1	1	2	*3	3	3	3	*3	3	4	5	*5	6	7	8	*9	9	9
	BUCLAW Dorota (POL)	*0	1	1	2	*3	3	3	4	*5	6	7	8	*8	8	9	9	*9	9	9	10	11
2	OLIVEIRA Catia (BRA)	*0	0	0	1	*2	2	3	3	*3	4	4	5	*6	6	7	8	*9	10	11		
	BUCLAW Dorota (POL)	0	1	*2	2	2	3	*3	4	5	5	*6	6	6	7	*7	7	7	7	7		
3	OLIVEIRA Catia (BRA)	0	1	*2	3	3	3	*4	4	4	4	*5	5	5	6	*7	7	7	7	*8	8	
	BUCLAW Dorota (POL)	*0	0	0	0	*1	2	2	3	*4	5	5	6	*7	7	7	8	*9	10	10	11	
4	OLIVEIRA Catia (BRA)	*0	0	0	1	*1	1	1	2	*2	3	4	4	*4	4	4	5	5				
	BUCLAW Dorota (POL)	0	1	*2	2	3	4	*5	5	6	6	*6	7	8	9	*10	10	11				

**Note:**  
The "Greatest deficit overcome" only applies when the player ends up winning the game.

**Legend:**  
\* Server  
No. Number



**Match Results**  
Résultats du match

GARRONE Coty (ARG) **0 - 3** ROSSI Giada (ITA)

Game Summary		Match	Game 1	Game 2	Game 3	Game 4	Game 5
GARRONE Coty	ARG	0	3	0	6		
ROSSI Giada	ITA	3	11	11	11		
Duration:		22min	5min	4min	9min		

Match No.: 8 Table: 4

Umpires: WILLIAMS Jackie (GBR) MIKITA Darek (CAN)

Player Statistics	GARRONE Coty (ARG)					Match	ROSSI Giada (ITA)					Match
	Game						Game					
	1	2	3	4	5		1	2	3	4	5	
Points won	3	0	6			9	11	11	11			33
Biggest lead	-	-	-			-	8	11	5			11
Points won on own serve	1	0	3			4	4	6	5			15
Points lost on own serve	7	5	6			18	2	0	3			5
Most consecutive points won	2	0	2			2	7	11	3			11
Greatest deficit overcome	-	-	-			-	-	-	-			-

Game/Match Statistics	Game					Match
	1	2	3	4	5	
Longest rally (strokes)	11	7	13			13
Average rally	6	3	4			5

**Game Progress**

1	GARRONE Coty (ARG)	*0	0	0	0	*1	1	2	3	*3	3	3	3	*3	3	3			
	ROSSI Giada (ITA)	0	1	*2	3	3	4	*4	4	5	6	*7	8	9	10	11			
2	GARRONE Coty (ARG)	0	0	*0	0	0	0	*0	0	0	0	*0	0						
	ROSSI Giada (ITA)	*0	1	2	3	*4	5	6	7	*8	9	10	11						
3	GARRONE Coty (ARG)	*0	0	0	0	*1	2	2	2	*3	3	4	4	*5	5	6	6	*6	6
	ROSSI Giada (ITA)	0	1	*2	3	3	3	*4	5	5	6	*6	7	7	8	*8	9	10	11

**Note:**  
The "Greatest deficit overcome" only applies when the player ends up winning the game.

**Legend:**  
\* Server **No.** Number



**Match Results**  
Résultats du match

SEO Su Yeon (KOR) **2 - 3** LIU Jing (CHN)

Game Summary		Match	Game 1	Game 2	Game 3	Game 4	Game 5
SEO Su Yeon	KOR	2	11	8	7	12	11
LIU Jing	CHN	3	5	11	11	10	13
Duration:		39min	5min	6min	7min	8min	10min

Match No.: 9 Table: 6

Umpires: LEMAN Jean Yves (FRA) WILLIAMS Jackie (GBR)

Player Statistics	SEO Su Yeon (KOR)						LIU Jing (CHN)					
	Game					Match	Game					Match
	1	2	3	4	5		1	2	3	4	5	
Points won	11	8	7	12	11	49	5	11	11	10	13	50
Biggest lead	6	4	2	3	3	6	2	3	4	1	2	4
Points won on own serve	7	4	4	7	8	30	4	5	7	6	9	31
Points lost on own serve	1	6	4	4	4	19	4	4	3	5	3	19
Most consecutive points won	5	5	3	4	3	5	2	7	6	3	4	7
Greatest deficit overcome	2	-	-	1	-	2	-	4	2	-	3	4

Game/Match Statistics	Game					Match
	1	2	3	4	5	
Longest rally (strokes)	13	20	15	15	30	30
Average rally	6	6	5	7	7	6

**Game Progress**

1	SEO Su Yeon (KOR)	0	0	*0	1	2	3	*4	5	5	5	*6	7	8	8	*9	10	11								
	LIU Jing (CHN)	*0	1	2	2	*2	2	2	*3	4	4	4	*4	5	5	5	5	5								
2	SEO Su Yeon (KOR)	*0	0	1	1	*2	2	3	4	*5	6	7	7	*8	8	8	8	*8	8	8	8					
	LIU Jing (CHN)	0	1	*1	2	2	3	*3	3	3	3	*3	4	4	5	*6	7	8	9	*10	11					
3	SEO Su Yeon (KOR)	0	1	*2	2	2	2	*3	4	5	5	*5	5	5	5	*5	6	7	7	7	7					
	LIU Jing (CHN)	*0	0	0	1	*2	3	3	3	*3	4	5	6	*7	8	9	9	*9	10	11	11					
4	SEO Su Yeon (KOR)	*0	0	1	1	*2	3	4	4	*4	5	5	5	*6	7	8	9	*9	9	9	10	*10	11	12		
	LIU Jing (CHN)	0	1	*1	2	2	2	*2	3	4	4	*5	6	6	6	*6	6	7	8	*9	9	10	*10	10		
5	SEO Su Yeon (KOR)	0	1	*2	3	3	3	*3	3	4	4	*5	6	6	6	*6	7	8	8	*8	9	10	*10	11	*11	11
	LIU Jing (CHN)	*0	0	0	0	*1	2	3	4	*4	5	5	5	*6	7	8	8	*8	9	10	10	*10	11	*11	12	13

**Note:**  
The "Greatest deficit overcome" only applies when the player ends up winning the game.

**Legend:**  
\* Server **No.** Number



**Match Results**  
Résultats du match

**BUCLAW Dorota (POL) 2 - 3 ROSSI Giada (ITA)**

Game Summary		Match	Game 1	Game 2	Game 3	Game 4	Game 5
BUCLAW Dorota	POL	2	10	6	11	11	6
ROSSI Giada	ITA	3	12	11	8	6	11
Duration:		43min	7min	5min	8min	6min	9min

Match No.: 10 Table: 2

Umpires: LONGEPE Louis Jean (FRA) PURCELL Tom (GBR)

Player Statistics	BUCLAW Dorota (POL)						ROSSI Giada (ITA)					
	Game					Match	Game					Match
	1	2	3	4	5		1	2	3	4	5	
Points won	10	6	11	11	6	44	12	11	8	6	11	48
Biggest lead	5	-	3	5	1	5	2	7	2	-	5	7
Points won on own serve	4	4	6	6	3	23	5	6	5	3	6	25
Points lost on own serve	7	5	3	3	5	23	6	2	5	5	3	21
Most consecutive points won	3	3	3	3	2	3	6	4	2	2	5	6
Greatest deficit overcome	-	-	2	-	-	2	5	-	-	-	1	5

Game/Match Statistics	Game					Match
	1	2	3	4	5	
Longest rally (strokes)	10	8	10	10	8	10
Average rally	4	3	4	5	5	4

**Game Progress**

1	BUCLAW Dorota (POL)	0	1	*2	3	3	4	*5	6	6	7	*7	8	8	8	*9	9	10	10	*10	10	10	*10	10
	ROSSI Giada (ITA)	*0	0	0	0	*1	1	1	1	*2	2	3	3	*4	5	5	6	*6	7	8	9	*10	11	12
2	BUCLAW Dorota (POL)	*0	0	0	0	*0	1	1	1	*1	1	2	2	*3	4	5	5	*6	6					
	ROSSI Giada (ITA)	0	1	*2	3	4	4	*5	6	7	8	*8	9	9	9	*9	10	10	11					
3	BUCLAW Dorota (POL)	0	0	*1	1	2	2	*2	3	3	4	*5	6	6	7	*7	8	9	10	*10	11			
	ROSSI Giada (ITA)	*0	1	1	2	*2	3	4	4	*5	5	5	5	*6	6	7	7	*7	7	8	8			
4	BUCLAW Dorota (POL)	*0	1	1	2	*3	3	4	5	*5	6	6	6	*7	8	9	9	*10	11					
	ROSSI Giada (ITA)	0	0	*1	1	1	2	*2	2	3	3	*4	5	5	5	*5	6	6	6					
5	BUCLAW Dorota (POL)	0	1	*1	1	2	2	*3	3	3	3	*3	3	4	5	*5	5	6	6					
	ROSSI Giada (ITA)	*0	0	1	2	*2	3	3	4	*5	6	7	8	*8	8	9	10	*10	11					

**Note:**  
The "Greatest deficit overcome" only applies when the player ends up winning the game.

**Legend:**  
\* Server  
**No.** Number



**Match Results**  
Résultats du match

LIU Jing (CHN) **0 - 3** ROSSI Giada (ITA)

Game Summary		Match	Game 1	Game 2	Game 3	Game 4	Game 5
LIU Jing	CHN	0	9	6	8		
ROSSI Giada	ITA	3	11	11	11		
Duration:		28min	7min	6min	11min		

Match No.: 11 Table: 2

Umpires: WHITAKER Jonathan (GBR) GULLBERG-HANSEN Jens (DEN)

Player Statistics	LIU Jing (CHN)					Match	ROSSI Giada (ITA)					Match
	Game						Game					
	1	2	3	4	5		1	2	3	4	5	
Points won	9	6	8			23	11	11	11			33
Biggest lead	3	-	-			3	2	6	4			6
Points won on own serve	5	1	5			11	6	4	6			16
Points lost on own serve	5	7	5			17	4	5	3			12
Most consecutive points won	4	3	2			4	4	6	3			6
Greatest deficit overcome	-	-	-			-	3	-	-			3

Game/Match Statistics	Game					Match
	1	2	3	4	5	
Longest rally (strokes)	15	13	28			28
Average rally	6	7	9			7

**Game Progress**

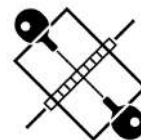
1	LIU Jing (CHN)	*0	1	1	1	*1	2	3	4	*5	5	6	7	*7	7	8	8	*9	9	9	9	9	
	ROSSI Giada (ITA)	0	0	*1	2	3	3	*3	3	3	4	*4	4	5	6	*6	7	7	8	*9	10	11	
2	LIU Jing (CHN)	0	0	*1	1	1	1	*1	1	1	2	*3	4	4	5	*6	6	6	6				
	ROSSI Giada (ITA)	*0	1	1	2	*3	4	5	6	*7	7	7	7	*8	8	8	9	*10	11				
3	LIU Jing (CHN)	*0	0	1	1	*2	2	3	3	*3	3	4	5	*5	5	5	6	*6	7	8	8	8	
	ROSSI Giada (ITA)	0	1	*1	2	2	3	*3	4	5	6	*6	6	7	8	*9	9	10	10	10	*10	11	

**Note:**

The "Greatest deficit overcome" only applies when the player ends up winning the game.

**Legend:**

\* Server **No.** Number



### Player Statistics

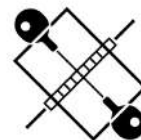
Statistiques du joueur

As of FRI 6 SEP 2024

Name	NPC Code	Matches			Games			Points Won				Points Lost				Average Match Duration
		Played	Won	%Won	Played	Won	%Won	Total	Own Serve	Most Consecutive	Greatest Deficit Overcome	Total	Own Serve	Most Consecutive	Greatest Lead Lost	
AZEVEDO Carla	BRA	1	0	0%	3	0	0%	9	5	2	0	33	16	5	2	22min
BOOTWANSIRINA Chilchitpariyak	THA	2	1	50%	7	4	57%	65	36	5	2	50	20	4	1	26min
BUCLAW Dorota	POL	3	2	67%	12	8	67%	117	50	7	3	93	53	6	5	30min
GARRONE Coty	ARG	2	1	50%	6	3	50%	42	23	6	3	52	26	11	0	23min
LIU Jing	CHN	3	2	67%	12	6	50%	114	67	7	4	114	49	6	3	32min
OLIVEIRA Catia	BRA	1	0	0%	4	1	25%	33	11	5	2	40	26	5	3	30min
ROSSI Giada	ITA	3	3	100%	11	9	82%	114	56	11	5	76	38	4	2	31min
SANDS Hayley	AUS	1	0	0%	3	0	0%	12	4	2	0	33	20	7	2	17min
SEO Su Yeon	KOR	2	1	50%	8	5	63%	82	46	6	2	60	24	7	4	27min
SOLIMAN Ola	EGY	1	0	0%	3	0	0%	4	2	1	0	33	17	11	0	16min
SPEGEL Jana	GER	2	1	50%	6	3	50%	43	21	11	0	37	19	6	2	15min
TAPOLA Aino	FIN	1	0	0%	3	0	0%	19	11	4	0	33	14	6	3	23min

**Note:**

The "Greatest deficit overcome" only applies when the player ends up winning the game and "Greatest lead lost" only when losing.



## Tournament Statistics

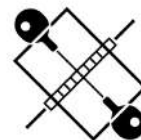
Statistiques du tournoi

As of FRI 6 SEP 2024

Statistics	Round of 16	Quarterfinals	Semifinals	Finals	Total
<b>Matches</b> Total	4	4	2	1	11
Game Margin: 3:0	4 100%	2 50%		1 100%	7 64%
3:1		2 50%			2 18%
3:2			2 100%		2 18%
Invalid Results Mark					
Duration: Total	1h18min	1h35min	1h22min	28min	4h43min
Longest	23min	30min	43min	28min	43min
Shortest	16min	14min	39min	28min	14min
Average	20min	24min	41min	28min	26min
<b>Games</b> Total	12	14	10	3	39
Point Margin: 11	1 8%	1 7%			2 5%
10		1 7%			1 3%
9	5 42%	1 7%			6 15%
8	1 8%	1 7%			2 5%
7					
6	1 8%	2 14%	1 10%		4 10%
5	2 17%	1 7%	3 30%	1 33%	7 18%
4	2 17%	3 21%	1 10%		6 15%
3		2 14%	2 20%	1 33%	5 13%
2		2 14%	3 30%	1 33%	6 15%
Invalid Results Mark					
Duration: Total	1h6min	1h17min	1h11min	24min	3h58min
Longest	8min	11min	10min	11min	11min
Shortest	3min	3min	5min	6min	3min
Average	6min	6min	7min	8min	6min
<b>Points</b> Total	176	231	191	56	654
Per game	14.67	16.50	19.10	18.67	16.77
Most consecutive won	11	11	7	6	11
Greatest deficit overcome	3	3	5	3	5
Longest rally	10	21	30	28	30
Average rally	3	5	5	7	5

**Note:**

The "Greatest deficit overcome" only applies when the player ends up winning the game.



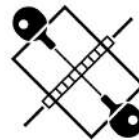
**Entry List by Event**  
Liste d'inscriptions par épreuve  
As of MON 26 AUG 2024

NPC	Name	Date of Birth	Qualification Pathway	World Ranking
<b>BRA - Brazil</b>	OLIVEIRA Joyce	24 JUN 1990	QR	8
	SANTOS Marliane	14 SEP 1991	CQ	12
<b>CHN - People's Republic of China</b>	XUE Juan	20 OCT 1989	QR	3
<b>CRO - Croatia</b>	DRETAR KARIC Helena	28 NOV 1979	QR	13
	MUZINIC VINCETIC Andela	1 NOV 1992	CQ	2
<b>EGY - Egypt</b>	ELSHAMY Fawzia	20 JAN 1997	CQ	15
<b>IND - India</b>	PATEL Sonalben	15 SEP 1987	QR	9
<b>ITA - Italy</b>	BRUNELLI Michela	5 JUL 1974	QR	11
	RAGAZZINI Carlotta	15 SEP 2001	QR	4
<b>KOR - Republic of Korea</b>	LEE Mi Gyu	4 NOV 1988	QR	5
	YOON Jiyu	28 DEC 2000	CQ	1
<b>SVK - Slovakia</b>	KANOVA Alena	29 MAR 1980	QR	7
<b>THA - Thailand</b>	ASAYUT Dararat	18 JUN 1984	QR	6
	INTANON Patamawadee	29 JAN 1998	QR	14
<b>TUR - Türkiye</b>	DUMAN Hatice	12 AUG 1994	QI	10

**Legend:**

**CQ** Continental Qualification      **QI** Qualified by Invitation      **QR** World Ranking



**Draw**  
Tableau d'élimination

Round of 16	NPC Code	Quarterfinals	NPC Code	Semifinals	NPC Code	Finals	NPC Code
YOUN Jiyu	KOR	YOUN Jiyu	KOR	YOUN Jiyu	KOR	YOUN Jiyu	KOR
BYE				3-1 (11:2, 8:11, 11:6, 11:5)		3-1 (11:7, 13:11, 7:11, 11:4)	
INTANON P	THA	OLIVEIRA Joyce	BRA	DRETAR KARIC H	CRO		
OLIVEIRA Joyce	BRA	3-1 (4:11, 11:6, 11:9, 11:6)		3-1 (11:9, 9:11, 11:9, 11:6)			
KANOVA Alena	SVK	DRETAR KARIC H	CRO	RAGAZZINI Carlotta	ITA		
DRETAR KARIC H	CRO	3-1 (11:7, 11:6, 9:11, 7:11, 11:9)		3-0 (11:5, 11:4, 11:6)			
DUMAN Hatice	TUR	RAGAZZINI Carlotta	ITA				
RAGAZZINI Carlotta	ITA	3-2 (11:7, 11:6, 9:11, 7:11, 11:9)					
XUE Juan	CHN	XUE Juan	CHN	XUE Juan	CHN		
BRUNELLI Michela	ITA	3-0 (11:9, 11:6, 11:4)		3-1 (11:3, 11:7, 9:11, 11:6)			
ELSHAMY Fawzia	EGY	LEE Mi Gyu	KOR				
LEE Mi Gyu	KOR	3-0 (11:4, 11:7, 11:7)					
ASAYUT Dararat	THA	ASAYUT Dararat	THA	MUZINIC VINCETIC	CRO		
SANTOS Marliane	BRA	3-2 (7:11, 11:9, 11:7, 6:11, 11:7)		3-1 (10:12, 11:3, 11:8, 11:8)			
PATEL Sonalben	IND	MUZINIC VINCETIC	CRO				
MUZINIC VINCETIC	CRO	3-1 (11:3, 10:12, 11:7, 11:5)					
<b>Final Ranking</b>							
Rank	Name	NPC Code					
1	MUZINIC VINCETIC A	CRO					
2	YOUN Jiyu	KOR					
3	RAGAZZINI Carlotta	ITA					
3	XUE Juan	CHN					
5	ASAYUT Dararat	THA					
5	DRETAR KARIC H	CRO					
5	LEE Mi Gyu	KOR					
5	OLIVEIRA Joyce	BRA					
9	BRUNELLI Michela	ITA					
9	DUMAN Hatice	TUR					
9	ELSHAMY Fawzia	EGY					
9	INTANON P	THA					
9	KANOVA Alena	SVK					
9	PATEL Sonalben	IND					
9	SANTOS Marliane	BRA					
<b>GOLD</b>							
	MUZINIC VINCETIC	CRO					
	3-2 (11:7, 11:8, 10:12, 10:12, 13:11)						
<b>SILVER</b>							
	YOUN Jiyu	KOR					
<b>BRONZE</b>							
	RAGAZZINI Carlotta	ITA					
	XUE Juan	CHN					



**Match Results**  
Résultats du match

INTANON Patamawadee (THA) **1 - 3** OLIVEIRA Joyce (BRA)

Game Summary		Match	Game 1	Game 2	Game 3	Game 4	Game 5
INTANON Patamawadee	THA	1	11	6	9	6	
OLIVEIRA Joyce	BRA	3	4	11	11	11	
Duration:		22min	5min	5min	6min	7min	

Match No.: 1 Table: 4

Umpires: LEMAN Jean Yves (FRA) VASINOVA Karina (CZE)

Player Statistics	INTANON Patamawadee (THA)					Match	OLIVEIRA Joyce (BRA)					Match
	Game						Game					
	1	2	3	4	5		1	2	3	4	5	
Points won	11	6	9	6		32	4	11	11	11		37
Biggest lead	8	1	2	-		8	-	5	2	6		6
Points won on own serve	5	2	7	3		17	1	5	8	6		20
Points lost on own serve	3	6	3	5		17	6	4	2	3		15
Most consecutive points won	5	2	2	2		5	2	4	3	4		4
Greatest deficit overcome	-	-	-	-		-	-	1	2	-		2

Game/Match Statistics	Game					Match
	1	2	3	4	5	
Longest rally (strokes)	11	9	18	20		20
Average rally	6	5	6	8		6

**Game Progress**

1	INTANON Patamawadee (THA)	*0	1	1	2	*3	4	5	5	*6	7	8	9	*10	10	10	11					
	OLIVEIRA Joyce (BRA)	0	0	*1	1	1	1	*1	2	2	2	*2	2	2	3	*4	4					
2	INTANON Patamawadee (THA)	0	0	*1	1	2	3	*3	3	3	3	*4	5	5	5	*6	6	6				
	OLIVEIRA Joyce (BRA)	*0	1	1	2	*2	2	3	4	*5	6	6	6	*7	8	8	9	*10	11			
3	INTANON Patamawadee (THA)	*0	1	2	2	*3	3	4	4	*4	5	6	6	*6	7	7	7	*8	9	9	9	9
	OLIVEIRA Joyce (BRA)	0	0	*0	1	1	2	*2	3	4	4	*4	5	6	6	*7	8	8	8	*9	10	11
4	INTANON Patamawadee (THA)	0	0	*0	0	1	1	*1	1	1	2	*3	3	4	5	*5	5	6	6			
	OLIVEIRA Joyce (BRA)	*0	1	2	3	*3	4	5	6	*7	7	7	8	*8	8	9	10	*10	11			

**Note:**  
The "Greatest deficit overcome" only applies when the player ends up winning the game.

**Legend:**  
\* Server **No.** Number



**Match Results**  
Résultats du match

KANOVA Alena (SVK) **1 - 3** DRETAR KARIC Helena (CRO)

Game Summary		Match	Game 1	Game 2	Game 3	Game 4	Game 5
KANOVA Alena	SVK	1	9	11	9	6	
DRETAR KARIC Helena	CRO	3	11	9	11	11	
Duration:		40min	9min	9min	10min	9min	

Match No.: 2 Table: 2

Umpires: GULLBERG-HANSEN Jens (DEN) KIVIMAKI Joonas (FIN)

Player Statistics	KANOVA Alena (SVK)					Match	DRETAR KARIC Helena (CRO)					Match
	Game						Game					
	1	2	3	4	5		1	2	3	4	5	
Points won	9	11	9	6		35	11	9	11	11		42
Biggest lead	2	2	5	1		5	2	2	2	5		5
Points won on own serve	4	6	5	2		17	5	5	6	4		20
Points lost on own serve	6	4	5	7		22	5	5	4	4		18
Most consecutive points won	4	3	5	2		5	4	3	6	4		6
Greatest deficit overcome	-	2	-	-		2	2	-	5	1		5

Game/Match Statistics	Game					Match
	1	2	3	4	5	
Longest rally (strokes)	10	7	7	7		10
Average rally	4	4	4	4		4

**Game Progress**

1	KANOVA Alena (SVK)	0	0	*0	1	1	2	*2	3	4	5	*6	6	6	6	*6	7	7	8	*9	9	9
	DRETAR KARIC Helena (CRO)	*0	1	2	2	*3	3	4	4	*4	4	4	5	*6	7	8	8	*9	9	9	10	11
2	KANOVA Alena (SVK)	*0	1	2	2	*2	3	3	4	*4	4	4	5	*5	6	7	8	*8	9	9	10	11
	DRETAR KARIC Helena (CRO)	0	0	*0	1	2	2	*3	3	4	5	*6	6	7	7	*7	7	8	8	*9	9	9
3	KANOVA Alena (SVK)	0	1	*2	3	4	5	*5	6	6	6	*6	6	6	6	*7	8	8	8	*8	9	9
	DRETAR KARIC Helena (CRO)	*0	0	0	0	*0	0	1	1	*2	3	4	5	*6	7	7	7	*8	9	10	10	11
4	KANOVA Alena (SVK)	*0	1	1	1	*2	2	3	3	*3	3	3	4	*5	5	5	6	*6	6			
	DRETAR KARIC Helena (CRO)	0	0	*1	2	2	3	*3	4	5	6	*7	7	7	8	*9	9	10	11			

**Note:**  
The "Greatest deficit overcome" only applies when the player ends up winning the game.

**Legend:**  
\* Server **No.** Number



**Match Results**  
Résultats du match

DUMAN Hatice (TUR) **2 - 3** RAGAZZINI Carlotta (ITA)

Game Summary		Match	Game 1	Game 2	Game 3	Game 4	Game 5
DUMAN Hatice	TUR	2	7	6	11	11	9
RAGAZZINI Carlotta	ITA	3	11	11	9	7	11
Duration:		42min	6min	6min	9min	7min	9min

Match No.: 3 Table: 2

Umpires: LEONG Amanda Pei San (SGP) ROUSSET Isabelle (FRA)

Player Statistics	DUMAN Hatice (TUR)						Match	RAGAZZINI Carlotta (ITA)						Match
	Game					Match		Game					Match	
	1	2	3	4	5			1	2	3	4	5		
Points won	7	6	11	11	9	44	11	11	9	7	11	49		
Biggest lead	2	-	2	4	2	4	4	5	3	3	2	5		
Points won on own serve	6	5	5	5	4	25	7	8	4	4	5	28		
Points lost on own serve	4	3	5	3	6	21	1	1	6	6	5	19		
Most consecutive points won	2	2	3	4	2	4	3	3	3	4	4	4		
Greatest deficit overcome	-	-	3	3	-	3	2	-	-	-	2	2		

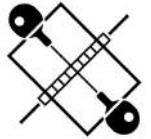
Game/Match Statistics	Game					Match
	1	2	3	4	5	
Longest rally (strokes)	7	8	12	9	10	12
Average rally	4	4	6	4	4	4

**Game Progress**

1	DUMAN Hatice (TUR)	*0	1	2	2	*2	2	3	3	*3	4	5	5	*5	5	6	7	*7	7	7		
	RAGAZZINI Carlotta (ITA)	0	0	*0	1	2	3	*3	4	5	5	*5	6	7	8	*8	8	9	10	11		
2	DUMAN Hatice (TUR)	0	0	*0	1	2	2	*2	2	3	3	*4	4	5	5	*5	5	6	6	6		
	RAGAZZINI Carlotta (ITA)	*0	1	2	2	*2	3	4	5	*5	6	6	7	*7	8	9	10	*10	11	11		
3	DUMAN Hatice (TUR)	*0	1	1	2	*2	2	2	3	*3	3	4	4	*5	6	7	7	*8	9	9	10	11
	RAGAZZINI Carlotta (ITA)	0	0	*1	1	2	3	*4	4	5	6	*6	7	7	7	*7	8	8	8	*9	9	9
4	DUMAN Hatice (TUR)	0	0	*1	2	2	3	*3	3	3	3	*4	5	6	7	*7	8	9	10	11	11	
	RAGAZZINI Carlotta (ITA)	*0	1	1	1	*2	2	3	4	*5	6	6	6	*6	6	7	7	*7	7	7	7	
5	DUMAN Hatice (TUR)	*0	1	1	1	*2	3	3	4	*5	5	5	5	*5	6	6	7	*7	8	8	9	9
	RAGAZZINI Carlotta (ITA)	0	0	*1	2	2	2	*3	3	3	4	*5	6	7	7	*8	8	9	9	*10	10	11

**Note:**  
The "Greatest deficit overcome" only applies when the player ends up winning the game.

**Legend:**  
\* Server **No.** Number



**Match Results**  
Résultats du match

**XUE Juan (CHN) 3 - 0 BRUNELLI Michela (ITA)**

Game Summary		Match	Game 1	Game 2	Game 3	Game 4	Game 5
XUE Juan	CHN	3	11	11	11		
BRUNELLI Michela	ITA	0	9	6	4		
Duration:		17min	6min	5min	5min		

Match No.: 4 Table: 4

Umpires: REZAIE JAHDKON Simin (IRI) MIGUEZ Carolina (ARG)

Player Statistics	XUE Juan (CHN)					Match	BRUNELLI Michela (ITA)					Match
	Game						Game					
	1	2	3	4	5		1	2	3	4	5	
Points won	11	11	11			33	9	6	4			19
Biggest lead	3	5	7			7	2	1	-			2
Points won on own serve	6	6	7			19	5	4	3			12
Points lost on own serve	4	2	1			7	5	5	4			14
Most consecutive points won	4	3	4			4	5	2	2			5
Greatest deficit overcome	2	1	-			2	-	-	-			-

Game/Match Statistics	Game					Match
	1	2	3	4	5	
Longest rally (strokes)	9	9	7			9
Average rally	4	4	4			4

**Game Progress**

1	XUE Juan (CHN)		*0		1		2		2		*2		3		3		4		*5		6		6		7		*7		7		7		*7		8		9		10		11		
	BRUNELLI Michela (ITA)		0		0		*0		1		2		2		*3		3		3		3		*4		4		5		6		*7		8		9		9		*9		9		9
2	XUE Juan (CHN)		0		1		*1		2		2		2		*3		4		5		5		*6		7		7		8		*8		9		10		11						
	BRUNELLI Michela (ITA)		*0		0		1		1		*2		3		3		3		*3		4		4		4		*5		5		6		6		*6		6		6				
3	XUE Juan (CHN)		*0		1		2		2		*3		4		5		6		*6		6		7		8		*8		9		10		11										
	BRUNELLI Michela (ITA)		0		0		*0		1		1		1		*1		1		2		3		*3		3		4		4		*4		4										

**Note:**  
The "Greatest deficit overcome" only applies when the player ends up winning the game.

**Legend:**  
\* Server  
No. Number



**Match Results**  
Résultats du match

ELSHAMY Fawzia (EGY) **0 - 3** LEE Mi Gyu (KOR)

Game Summary		Match	Game 1	Game 2	Game 3	Game 4	Game 5
ELSHAMY Fawzia	EGY	0	4	7	7		
LEE Mi Gyu	KOR	3	11	11	11		
Duration:		20min	6min	6min	7min		

Match No.: 5 Table: 6

Umpires: de HAUTECLOCQUE Donatien (FRA) LONGEPE Louis Jean (FRA)

Player Statistics	ELSHAMY Fawzia (EGY)					Match	LEE Mi Gyu (KOR)					Match
	Game						Game					
	1	2	3	4	5		1	2	3	4	5	
Points won	4	7	7			18	11	11	11			33
Biggest lead	1	-	-			1	7	4	4			7
Points won on own serve	2	4	3			9	6	5	6			17
Points lost on own serve	5	6	5			16	2	3	4			9
Most consecutive points won	1	2	2			2	5	4	3			5
Greatest deficit overcome	-	-	-			-	1	-	-			1

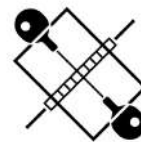
Game/Match Statistics	Game					Match
	1	2	3	4	5	
Longest rally (strokes)	7	8	9			9
Average rally	4	4	4			4

**Game Progress**

1	ELSHAMY Fawzia (EGY)	0	1	*1	1	2	2	*2	2	2	2	*3	3	4	4	*4	4			
	LEE Mi Gyu (KOR)	*0	0	1	2	*2	3	4	5	*6	7	7	8	*8	9	10	11			
2	ELSHAMY Fawzia (EGY)	*0	0	0	1	*1	2	3	3	*4	4	5	5	*5	5	5	6	*6	7	7
	LEE Mi Gyu (KOR)	0	1	*2	2	3	3	*3	4	4	5	*5	6	7	8	*9	9	10	10	11
3	ELSHAMY Fawzia (EGY)	0	0	*0	0	1	2	*2	2	2	3	*4	4	5	6	*6	7	7	7	7
	LEE Mi Gyu (KOR)	*0	1	2	3	*3	3	4	5	*6	6	6	7	*7	7	8	8	*9	10	11

**Note:**  
The "Greatest deficit overcome" only applies when the player ends up winning the game.

**Legend:**  
\* Server **No.** Number



**Match Results**  
Résultats du match

**ASAYUT Dararat (THA) 3 - 2 SANTOS Marliane (BRA)**

Game Summary		Match	Game 1	Game 2	Game 3	Game 4	Game 5
ASAYUT Dararat	THA	3	7	11	11	6	11
SANTOS Marliane	BRA	2	11	9	7	11	7
Duration:		40min	6min	7min	7min	6min	10min

Match No.: 6 Table: 2

Umpires: GERSDORF Anja (GER) MERHEB Imad (LBN)

Player Statistics	ASAYUT Dararat (THA)						SANTOS Marliane (BRA)					
	Game					Match	Game					Match
	1	2	3	4	5		1	2	3	4	5	
Points won	7	11	11	6	11	46	11	9	7	11	7	45
Biggest lead	1	4	5	1	4	5	4	-	-	5	3	5
Points won on own serve	4	6	7	3	8	28	5	5	4	6	5	25
Points lost on own serve	6	4	3	5	2	20	3	5	4	3	3	18
Most consecutive points won	5	3	4	2	4	5	5	3	2	5	2	5
Greatest deficit overcome	-	-	-	-	3	3	1	-	-	1	-	1

Game/Match Statistics	Game					Match
	1	2	3	4	5	
Longest rally (strokes)	21	18	21	19	21	21
Average rally	6	7	8	7	8	7

**Game Progress**

1 ASAYUT Dararat (THA)	*0	1	1	1	*1	1	1	2	*3	4	5	6	*6	7	7	7	*7	7	7		
SANTOS Marliane (BRA)	0	0	*1	2	3	4	*5	5	5	5	*5	5	6	6	*7	8	9	10	11		
2 ASAYUT Dararat (THA)	0	1	*1	2	3	4	*4	4	5	6	*7	7	7	8	*8	9	9	9	*9	10	11
SANTOS Marliane (BRA)	*0	0	1	1	*1	1	2	3	*3	3	3	4	*5	5	6	6	*7	8	9	9	9
3 ASAYUT Dararat (THA)	*0	1	2	2	*3	4	4	4	*5	6	7	8	*8	9	9	9	*10	10	11		
SANTOS Marliane (BRA)	0	0	*0	1	1	1	*2	3	3	3	*3	3	4	4	*5	6	6	7	7		
4 ASAYUT Dararat (THA)	0	1	*1	1	2	3	*3	3	4	5	*5	5	5	5	*5	6	6	6			
SANTOS Marliane (BRA)	*0	0	1	2	*2	2	3	4	*4	4	5	6	*7	8	9	9	*10	11			
5 ASAYUT Dararat (THA)	*0	0	1	1	*1	2	2	2	*3	4	5	5	*6	7	8	9	*9	10	11		
SANTOS Marliane (BRA)	0	1	*1	2	3	3	*4	5	5	5	*5	6	6	6	*6	6	7	7	7		

**Note:**  
The "Greatest deficit overcome" only applies when the player ends up winning the game.

**Legend:**  
\* Server  
No. Number



**Match Results**  
Résultats du match

PATEL Sonalben (IND) **1 - 3** MUZINIC VINCETIC Andela (CRO)

Game Summary		Match	Game 1	Game 2	Game 3	Game 4	Game 5
PATEL Sonalben	IND	1	3	12	7	5	
MUZINIC VINCETIC Andela	CRO	3	11	10	11	11	
Duration:		32min	5min	8min	7min	8min	

Match No.: 7 Table: 4

Umpires: WHITAKER Jonathan (GBR) ABDULLAH Diana (MAS)

Player Statistics	PATEL Sonalben (IND)					Match	MUZINIC VINCETIC Andela (CRO)					Match
	Game						Game					
	1	2	3	4	5		1	2	3	4	5	
Points won	3	12	7	5		27	11	10	11	11		43
Biggest lead	-	4	2	-		4	8	1	4	6		8
Points won on own serve	2	4	2	3		11	5	3	3	6		17
Points lost on own serve	6	7	8	5		26	1	8	5	2		16
Most consecutive points won	2	5	2	1		5	8	2	3	5		8
Greatest deficit overcome	-	1	-	-		1	-	-	2	-		2

Game/Match Statistics	Game				Match
	1	2	3	4	
Longest rally (strokes)	5	8	8	7	8
Average rally	3	4	4	3	4

**Game Progress**

1	PATEL Sonalben (IND)	*0	0	0	1	*1	2	3	3	*3	3	3	3	*3	3	3	MUZINIC VINCETIC Andela (CRO)	0	1	*2	2	3	3	*3	4	5	6	*7	8	9	10	11																
2	PATEL Sonalben (IND)	0	0	*1	2	3	4	*5	5	5	6	*7	7	7	8	*8	8	9	9	*10	10	10	*11	12	MUZINIC VINCETIC Andela (CRO)	*0	1	1	1	*1	1	1	2	*3	3	3	4	*5	5	6	7	*7	8	8	9	*10	10	10
3	PATEL Sonalben (IND)	*0	1	1	2	*3	3	3	3	*4	4	4	4	*5	6	6	6	*7	7	7	MUZINIC VINCETIC Andela (CRO)	0	0	*1	1	1	2	*3	4	4	5	*6	7	7	7	*8	9	9	10	11								
4	PATEL Sonalben (IND)	0	0	*1	1	2	2	*3	3	3	3	*3	3	4	4	*4	5	5	MUZINIC VINCETIC Andela (CRO)	*0	1	1	2	*2	3	3	4	*5	6	7	8	*8	9	10	10	11												

**Note:**  
The "Greatest deficit overcome" only applies when the player ends up winning the game.

**Legend:**  
\* Server **No.** Number





**Match Results**  
Résultats du match

**YOON Jiyu (KOR) 3 - 1 OLIVEIRA Joyce (BRA)**

Game Summary		Match	Game 1	Game 2	Game 3	Game 4	Game 5
YOON Jiyu	KOR	3	11	8	11	11	
OLIVEIRA Joyce	BRA	1	2	11	6	5	
Duration:		22min	3min	6min	5min	6min	

Match No.: 8 Table: 4

Umpires: GALLEGO David (COL) LONGEPE Louis Jean (FRA)

Player Statistics	YOON Jiyu (KOR)					Match	OLIVEIRA Joyce (BRA)					Match	
	Game						Match	Game					
	1	2	3	4	5			1	2	3	4		5
Points won	11	8	11	11		41	2	11	6	5		24	
Biggest lead	9	2	5	6		9	-	3	-	1		3	
Points won on own serve	5	4	6	7		22	1	5	4	4		14	
Points lost on own serve	1	6	2	1		10	6	4	5	4		19	
Most consecutive points won	8	3	5	3		8	1	4	2	1		4	
Greatest deficit overcome	-	-	-	1		1	-	2	-	-		2	

Game/Match Statistics	Game					Match
	1	2	3	4	5	
Longest rally (strokes)	9	14	16	19		19
Average rally	5	7	8	6		7

**Game Progress**

1	YOON Jiyu (KOR)	0	1	*2	3	4	5	*6	7	8	8	*9	10	10	11							
	OLIVEIRA Joyce (BRA)	*0	0	0	0	*0	0	0	0	*0	1	1	1	*2	2							
2	YOON Jiyu (KOR)	*0	1	1	2	*2	2	3	4	*5	5	5	5	*5	6	7	8	*8	8	8	8	8
	OLIVEIRA Joyce (BRA)	0	0	*1	1	2	3	*3	3	3	4	*5	6	7	7	*7	7	8	9	*10	11	
3	YOON Jiyu (KOR)	0	1	*1	2	3	4	*4	4	5	5	*5	6	7	8	*9	10	10	11			
	OLIVEIRA Joyce (BRA)	*0	0	1	1	*1	1	2	3	*3	4	5	5	*5	5	5	5	*6	6			
4	YOON Jiyu (KOR)	*0	0	1	2	*2	3	4	4	*5	6	7	7	*8	9	10	10	11				
	OLIVEIRA Joyce (BRA)	0	1	*1	1	2	2	*2	3	3	3	*3	4	4	4	*4	5	5				

**Note:**  
The "Greatest deficit overcome" only applies when the player ends up winning the game.

**Legend:**  
\* Server  
No. Number



**Match Results**  
Résultats du match

DRETAR KARIC Helena (CRO) **0 - 3** RAGAZZINI Carlotta (ITA)

Game Summary		Match	Game 1	Game 2	Game 3	Game 4	Game 5
DRETAR KARIC Helena	CRO	0	5	4	6		
RAGAZZINI Carlotta	ITA	3	11	11	11		
Duration:		26min	6min	7min	10min		

Match No.: 9 Table: 2

Umpires: PARMENTELAT Tamara (FRA) MERHEB Imad (LBN)

Player Statistics	DRETAR KARIC Helena (CRO)					Match	RAGAZZINI Carlotta (ITA)					Match
	Game						Game					
	1	2	3	4	5		1	2	3	4	5	
Points won	5	4	6			15	11	11	11			33
Biggest lead	-	-	1			1	6	7	5			7
Points won on own serve	4	2	3			9	7	6	5			18
Points lost on own serve	4	5	6			15	1	2	3			6
Most consecutive points won	1	1	2			2	3	3	4			4
Greatest deficit overcome	-	-	-			-	-	-	1			1

Game/Match Statistics	Game					Match
	1	2	3	4	5	
Longest rally (strokes)	11	14	7			14
Average rally	4	5	4			4

**Game Progress**

1 DRETAR KARIC Helena (CRO)	*0	0	1	1	*1	1	2	2	*3	3	4	4	*4	5	5	5	5	5
RAGAZZINI Carlotta (ITA)	0	1	*1	2	3	4	*4	5	5	6	*6	7	8	8	*9	10	11	
2 DRETAR KARIC Helena (CRO)	0	0	*0	1	1	1	*2	2	2	2	*3	3	4	4	*4	4	4	4
RAGAZZINI Carlotta (ITA)	*0	1	2	2	*3	4	4	5	*6	7	7	8	*8	9	10	11		
3 DRETAR KARIC Helena (CRO)	*0	0	0	1	*2	2	3	4	*4	5	5	5	*5	5	6	6	*6	6
RAGAZZINI Carlotta (ITA)	0	1	*2	2	2	3	*3	3	4	4	*5	6	7	8	*8	9	10	11

**Note:**  
The "Greatest deficit overcome" only applies when the player ends up winning the game.

**Legend:**  
\* Server **No.** Number



**Match Results**  
Résultats du match

**XUE Juan (CHN) 3 - 1 LEE Mi Gyu (KOR)**

Game Summary		Match	Game 1	Game 2	Game 3	Game 4	Game 5
XUE Juan	CHN	3	11	11	9	11	
LEE Mi Gyu	KOR	1	3	7	11	6	
Duration:		28min	5min	6min	7min	8min	

Match No.: 10 Table: 6  
Umpires: GERSDORF Anja (GER) ABDULLAH Diana (MAS)

Player Statistics	XUE Juan (CHN)					Match	LEE Mi Gyu (KOR)					Match	
	Game						Match	Game					
	1	2	3	4	5			1	2	3	4		5
Points won	11	11	9	11		42	3	7	11	6		27	
Biggest lead	8	4	1	5		8	1	-	4	-		4	
Points won on own serve	5	8	5	7		25	2	5	6	4		17	
Points lost on own serve	1	2	5	2		10	6	3	4	4		17	
Most consecutive points won	7	4	2	3		7	1	3	3	2		3	
Greatest deficit overcome	1	-	-	-		1	-	-	1	-		1	

Game/Match Statistics	Game					Match
	1	2	3	4	5	
Longest rally (strokes)	14	9	12	10		14
Average rally	5	4	5	5		5

**Game Progress**

1	XUE Juan (CHN)	0	0	*1	2	3	3	*4	4	5	6	*7	8	9	10	11						
	LEE Mi Gyu (KOR)	*0	1	1	1	*1	2	2	3	*3	3	3	3	*3	3	3						
2	XUE Juan (CHN)	*0	1	2	3	*4	4	4	4	*5	6	7	7	*7	8	9	9	*9	10	11		
	LEE Mi Gyu (KOR)	0	0	*0	0	0	1	*2	3	3	3	*3	4	5	5	*5	6	7	7	7		
3	XUE Juan (CHN)	0	1	*1	1	1	2	*2	2	3	3	*3	4	5	5	*6	7	7	7	*8	9	9
	LEE Mi Gyu (KOR)	*0	0	1	2	*3	3	4	5	*5	6	7	7	*7	8	8	8	*9	10	10	10	11
4	XUE Juan (CHN)	*0	1	2	3	*3	4	4	5	*5	6	7	7	*7	8	8	9	*10	11			
	LEE Mi Gyu (KOR)	0	0	*0	0	1	1	*2	2	3	3	*3	4	5	5	*6	6	6	6			

**Note:**  
The "Greatest deficit overcome" only applies when the player ends up winning the game.

**Legend:**  
\* Server  
No. Number



**Match Results**  
Résultats du match

ASAYUT Dararat (THA) **1 - 3** MUZINIC VINCETIC Andela (CRO)

Game Summary		Match	Game 1	Game 2	Game 3	Game 4	Game 5
ASAYUT Dararat	THA	1	11	8	3	8	
MUZINIC VINCETIC Andela	CRO	3	7	11	11	11	
Duration:		30min	7min	6min	5min	8min	

Match No.: 11 Table: 6

Umpires: ROUSSET Isabelle (FRA) ABDELAZIZ Lamia (EGY)

Player Statistics	ASAYUT Dararat (THA)					Match	MUZINIC VINCETIC Andela (CRO)					Match
	Game						Game					
	1	2	3	4	5		1	2	3	4	5	
Points won	11	8	3	8		30	7	11	11	11		40
Biggest lead	5	-	-	3		5	-	4	8	3		8
Points won on own serve	7	4	2	4		17	4	6	5	6		21
Points lost on own serve	3	5	6	5		19	4	4	1	4		13
Most consecutive points won	4	3	1	5		5	2	3	4	6		6
Greatest deficit overcome	-	-	-	-		-	-	-	-	3		3

Game/Match Statistics	Game					Match
	1	2	3	4	5	
Longest rally (strokes)	14	10	6	8		14
Average rally	5	4	4	4		4

**Game Progress**

1	ASAYUT Dararat (THA)	*0	1	1	2	*3	4	5	5	*5	6	7	7	*8	8	9	10	*10	10	11	
	MUZINIC VINCETIC Andela (CRO)	0	0	*1	1	1	1	*1	2	3	3	*3	4	4	5	*5	5	6	7	7	
2	ASAYUT Dararat (THA)	0	0	*0	0	1	1	*2	3	3	3	*3	4	5	6	*6	6	6	7	*8	8
	MUZINIC VINCETIC Andela (CRO)	*0	1	2	3	*3	4	4	4	*5	6	7	7	*7	7	8	9	*10	10	10	11
3	ASAYUT Dararat (THA)	*0	0	1	1	*1	1	1	2	*2	2	3	3	*3	3	3					3
	MUZINIC VINCETIC Andela (CRO)	0	1	*1	2	3	4	*5	5	6	7	*7	8	9	10	11					
4	ASAYUT Dararat (THA)	0	0	*0	1	2	3	*4	5	5	6	*6	7	7	7	*7	7	7	7	*8	8
	MUZINIC VINCETIC Andela (CRO)	*0	1	2	2	*2	2	2	2	*3	3	4	4	*5	6	7	8	*9	10	10	11

**Note:**

The "Greatest deficit overcome" only applies when the player ends up winning the game.

**Legend:**

\* Server **No.** Number



**Match Results**  
Résultats du match

**YOON Jiyu (KOR) 3 - 1 RAGAZZINI Carlotta (ITA)**

Game Summary		Match	Game 1	Game 2	Game 3	Game 4	Game 5
YOON Jiyu	KOR	3	11	13	7	11	
RAGAZZINI Carlotta	ITA	1	7	11	11	4	
Duration:		37min	6min	12min	9min	6min	

Match No.: 12 Table: 2

Umpires: FOUCHARD Frederic (FRA) DECLOMESNIL Yohan (FRA)

Player Statistics	YOON Jiyu (KOR)					Match	RAGAZZINI Carlotta (ITA)					Match	
	Game						Match	Game					
	1	2	3	4	5			1	2	3	4		5
Points won	11	13	7	11		42	7	11	11	4		33	
Biggest lead	4	2	1	7		7	1	3	4	-		4	
Points won on own serve	4	9	3	6		22	3	8	6	2		19	
Points lost on own serve	4	3	5	2		14	7	4	4	5		20	
Most consecutive points won	2	3	4	4		4	2	4	5	1		5	
Greatest deficit overcome	1	3	-	-		3	-	-	1	-		1	

Game/Match Statistics	Game					Match
	1	2	3	4	5	
Longest rally (strokes)	11	19	8	8		19
Average rally	4	5	5	5		5

**Game Progress**

1	YOON Jiyu (KOR)	0	1	*1	1	2	2	*3	4	4	5	*6	6	7	8	*8	9	9	10	11						
	RAGAZZINI Carlotta (ITA)	*0	0	1	2	*2	3	3	3	*4	4	4	5	*5	5	6	6	*7	7	7						
2	YOON Jiyu (KOR)	*0	1	1	1	*1	1	2	3	*3	4	5	6	*6	7	8	8	*9	9	10	10	*10	11	*11	12	13
	RAGAZZINI Carlotta (ITA)	0	0	*1	2	3	4	*4	4	5	5	*5	5	6	6	*6	7	7	8	*8	9	10	*10	11	*11	11
3	YOON Jiyu (KOR)	0	0	*0	0	1	2	*3	4	4	4	*4	4	4	5	*6	7	7	7	7						
	RAGAZZINI Carlotta (ITA)	*0	1	2	3	*3	3	3	3	*4	5	6	7	*8	8	8	8	*9	10	11						
4	YOON Jiyu (KOR)	*0	1	2	3	*3	4	4	5	*6	7	8	8	*9	9	10	11									
	RAGAZZINI Carlotta (ITA)	0	0	*0	0	1	1	*2	2	2	2	*2	3	3	4	*4	4									

**Note:**  
The "Greatest deficit overcome" only applies when the player ends up winning the game.

**Legend:**  
\* Server  
No. Number



**Match Results**  
Résultats du match

XUE Juan (CHN) **1 - 3** MUZINIC VINCETIC Andela (CRO)

Game Summary		Match	Game 1	Game 2	Game 3	Game 4	Game 5
XUE Juan	CHN	1	12	3	8	8	
MUZINIC VINCETIC Andela	CRO	3	10	11	11	11	
Duration:		34min	8min	5min	7min	10min	

Match No.: 13 Table: 2

Umpires: PINKEWICH Marie (AUS) PARMENTELAT Tamara (FRA)

Player Statistics	XUE Juan (CHN)					Match	MUZINIC VINCETIC Andela (CRO)					Match
	Game						Game					
	1	2	3	4	5		1	2	3	4	5	
Points won	12	3	8	8		31	10	11	11	11		43
Biggest lead	4	-	6	2		6	-	8	3	3		8
Points won on own serve	8	1	3	3		15	7	6	4	5		22
Points lost on own serve	3	5	7	6		21	4	2	5	5		16
Most consecutive points won	4	1	4	3		4	3	5	7	3		7
Greatest deficit overcome	-	-	-	-		-	-	-	6	2		6

Game/Match Statistics	Game					Match
	1	2	3	4	5	
Longest rally (strokes)	20	16	18	21		21
Average rally	6	6	6	6		6

**Game Progress**

1	XUE Juan (CHN)	*0	1	2	3	*3	3	4	4	*4	5	6	7	*8	8	9	9	*9	9	10	10	*10	11	12
	MUZINIC VINCETIC Andela (CRO)	0	0	*0	0	1	2	*2	3	4	4	*4	4	4	5	*5	6	7	8	*8	9	10	*10	10
2	XUE Juan (CHN)	0	0	*1	1	1	1	*1	1	2	2	*2	2	2	3	3								
	MUZINIC VINCETIC Andela (CRO)	*0	1	1	2	*3	4	5	6	*6	7	8	9	*10	10	11								
3	XUE Juan (CHN)	*0	1	2	3	*4	4	5	6	*7	7	7	7	*7	7	7	7	*8	8	8	8	8	8	8
	MUZINIC VINCETIC Andela (CRO)	0	0	*0	0	0	1	*1	1	1	2	*3	4	5	6	*7	8	8	9	*10	11			
4	XUE Juan (CHN)	0	1	*1	1	2	3	*3	3	4	5	*6	6	6	6	*7	7	8	8	*8	8	8	8	8
	MUZINIC VINCETIC Andela (CRO)	*0	0	1	2	*2	2	3	4	*4	4	4	5	*6	7	7	8	*8	9	10	11			

**Note:**  
The "Greatest deficit overcome" only applies when the player ends up winning the game.

**Legend:**  
\* Server **No.** Number



**Match Results**  
Résultats du match

YOON Jiyu (KOR) **2 - 3** MUZINIC VINCETIC Andela (CRO)

Game Summary		Match	Game 1	Game 2	Game 3	Game 4	Game 5
YOON Jiyu	KOR	2	7	8	12	12	11
MUZINIC VINCETIC Andela	CRO	3	11	11	10	10	13
Duration:		55min	7min	8min	12min	10min	14min

Match No.: 14 Table: 2

Umpires: GERSDORF Anja (GER) WILLIAMS Jackie (GBR)

Player Statistics	YOON Jiyu (KOR)						MUZINIC VINCETIC Andela (CRO)					
	Game					Match	Game					Match
	1	2	3	4	5		1	2	3	4	5	
Points won	7	8	12	12	11	50	11	11	10	10	13	55
Biggest lead	-	1	3	4	1	4	4	3	1	1	3	4
Points won on own serve	5	4	5	6	6	26	8	5	4	5	7	29
Points lost on own serve	3	6	6	5	6	26	2	4	7	6	5	24
Most consecutive points won	2	2	3	5	3	5	3	4	3	3	3	4
Greatest deficit overcome	-	-	1	1	-	1	-	1	-	-	1	1

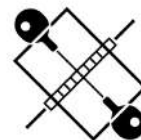
Game/Match Statistics	Game					Match
	1	2	3	4	5	
Longest rally (strokes)	20	19	78	22	44	78
Average rally	7	7	11	9	12	10

**Game Progress**

1	YOON Jiyu (KOR)	0	0	*0	1	1	1	*2	3	3	3	*3	4	5	5	*6	7	7	7	7						
	MUZINIC VINCETIC Andela (CRO)	*0	1	2	2	*3	4	4	4	*5	6	7	7	*7	8	8	8	*9	10	11						
2	YOON Jiyu (KOR)	*0	0	1	2	*2	3	3	3	*4	4	5	5	*6	7	7	8	*8	8	8	8					
	MUZINIC VINCETIC Andela (CRO)	0	1	*1	1	2	2	*3	4	4	5	*5	6	6	6	*7	7	8	9	*10	11					
3	YOON Jiyu (KOR)	0	0	*1	1	2	3	*4	4	5	6	*6	6	7	7	*8	8	9	10	*10	10	10	*11	12		
	MUZINIC VINCETIC Andela (CRO)	*0	1	1	2	*2	2	2	3	*3	3	4	5	*5	6	6	7	*7	7	8	9	*10	10	10		
4	YOON Jiyu (KOR)	*0	0	1	1	*2	3	4	5	*6	6	6	6	*7	7	8	8	*9	9	10	10	*10	11	12		
	MUZINIC VINCETIC Andela (CRO)	0	1	*1	2	2	2	*2	2	2	3	*4	5	5	6	*6	7	7	8	*8	9	10	*10	10		
5	YOON Jiyu (KOR)	0	0	*1	1	1	1	*2	3	3	3	*4	5	6	6	*7	8	8	8	*9	10	10	*10	11	*11	11
	MUZINIC VINCETIC Andela (CRO)	*0	1	1	2	*3	4	4	4	*5	6	6	6	*6	7	7	7	*8	9	9	9	*10	11	*11	12	13

**Note:**  
The "Greatest deficit overcome" only applies when the player ends up winning the game.

**Legend:**  
\* Server **No.** Number



## Player Statistics

Statistiques du joueur

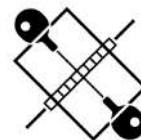
As of FRI 6 SEP 2024

Name	NPC Code	Matches			Games			Points Won				Points Lost				Average Match Duration
		Played	Won	%Won	Played	Won	%Won	Total	Own Serve	Most Consecutive	Greatest Deficit Overcome	Total	Own Serve	Most Consecutive	Greatest Lead Lost	
ASAYUT Dararat	THA	2	1	50%	9	4	44%	76	45	5	3	85	39	6	3	35min
BRUNELLI Michela	ITA	1	0	0%	3	0	0%	19	12	5	0	33	14	4	2	17min
DRETAR KARIC Helena	CRO	2	1	50%	7	3	43%	57	29	6	5	68	33	5	2	33min
DUMAN Hatice	TUR	1	0	0%	5	2	40%	44	25	4	3	49	21	4	2	42min
ELSHAMY Fawzia	EGY	1	0	0%	3	0	0%	18	9	2	0	33	16	5	1	20min
INTANON Patamawadee	THA	1	0	0%	4	1	25%	32	17	5	0	37	17	4	2	22min
KANOVA Alena	SVK	1	0	0%	4	1	25%	35	17	5	2	42	22	6	5	40min
LEE Mi Gyu	KOR	2	1	50%	7	4	57%	60	34	5	1	60	26	7	1	24min
MUZINIC VINCETIC Andela	CRO	4	4	100%	17	12	71%	181	89	8	6	138	69	5	1	38min
OLIVEIRA Joyce	BRA	2	1	50%	8	4	50%	61	34	4	2	73	34	8	1	22min
PATEL Sonalben	IND	1	0	0%	4	1	25%	27	11	5	1	43	26	8	2	32min
RAGAZZINI Carlotta	ITA	3	2	67%	12	7	58%	115	65	5	2	101	45	4	3	35min
SANTOS Marliane	BRA	1	0	0%	5	2	40%	45	25	5	1	46	18	5	3	40min
XUE Juan	CHN	3	2	67%	11	7	64%	106	59	7	2	89	38	7	6	26min
YOON Jiyu	KOR	3	2	67%	13	8	62%	133	70	8	3	112	50	5	2	38min

**Note:**

The "Greatest deficit overcome" only applies when the player ends up winning the game and "Greatest lead lost" only when losing.





## Tournament Statistics

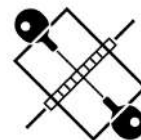
Statistiques du tournoi

As of FRI 6 SEP 2024

Statistics	Round of 16	Quarterfinals	Semifinals	Finals	Total
<b>Matches</b> Total	7	4	2	1	14
Game Margin: 3:0	2 29%	1 25%			3 21%
3:1	3 43%	3 75%	2 100%		8 57%
3:2	2 29%			1 100%	3 21%
Invalid Results Mark					
Duration: Total	3h33min	1h46min	1h11min	55min	7h25min
Longest	42min	30min	37min	55min	55min
Shortest	17min	22min	34min	55min	17min
Average	30min	27min	36min	55min	32min
<b>Games</b> Total	28	15	8	5	56
Point Margin: 11					
10					
9		1 7%			1 2%
8	1 4%	2 13%	1 13%		4 7%
7	3 11%	1 7%	1 13%		5 9%
6	1 4%	2 13%			3 5%
5	6 21%	3 20%			9 16%
4	8 29%	2 13%	2 25%	1 20%	13 23%
3		3 20%	2 25%	1 20%	6 11%
2	9 32%	1 7%	2 25%	3 60%	15 27%
Invalid Results Mark					
Duration: Total	3h16min	1h35min	1h3min	51min	6h45min
Longest	10min	10min	12min	14min	14min
Shortest	5min	3min	5min	7min	3min
Average	7min	6min	8min	10min	7min
<b>Points</b> Total	503	252	149	105	1009
Per game	17.96	16.80	18.63	21.00	18.02
Most consecutive won	8	8	7	5	8
Greatest deficit overcome	5	3	6	1	6
Longest rally	21	19	21	78	78
Average rally	5	5	5	9	5

**Note:**

The "Greatest deficit overcome" only applies when the player ends up winning the game.

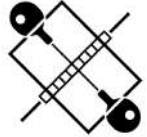


**Entry List by Event**  
Liste d'inscriptions par épreuve  
As of SAT 24 AUG 2024

NPC	Name	Date of Birth	Qualification Pathway	World Ranking
<b>AUS - Australia</b>	di TORO Daniela	16 OCT 1974	CQ	12
<b>CHN - People's Republic of China</b>	GU Xiaodan	8 APR 1999	CQ	3
	ZHOU Ying	23 DEC 1988	QR	5
<b>EGY - Egypt</b>	ABDELHAK Mona	15 SEP 1990	CQ	10
<b>FRA - France</b>	VAUTIER Flora	3 NOV 2004	QR	9
<b>GBR - Great Britain</b>	SHACKLETON Megan	21 MAR 1999	QI	8
<b>GER - Germany</b>	MIKOLASCHEK Sandra	18 JUN 1997	QR	2
<b>IND - India</b>	PATEL Bhavinaben	6 NOV 1986	QR	4
<b>KSA - Saudi Arabia</b>	ALANAZI Ghaliyah	12 JUL 2000	QI	13
<b>MEX - Mexico</b>	VERDIN Martha	2 FEB 1971	QR	11
<b>SRB - Serbia</b>	MATIC Nada	10 JUN 1984	QR	7
	PERIC-RANKOVIC Borislava	16 JUN 1972	CQ	1
<b>THA - Thailand</b>	JAION Wijittra	5 AUG 1989	QR	6

**Legend:**

**CQ** Continental Qualification      **QI** Qualified by Invitation      **QR** World Ranking



**Draw**  
Tableau d'élimination

Round of 16	NPC Code	Quarterfinals	NPC Code	Semifinals	NPC Code	Finals	NPC Code		Final Ranking
PERIC-RANKOVIC B	SRB	PERIC-RANKOVIC	SRB	PERIC-RANKOVIC	SRB	PERIC-RANKOVIC	SRB		Rank 1 MIKOLASCHEK Sandra GER
BYE				3-2 (12:10, 9:11, 11:1, 10:12, 11:8)		3-2 (11:13, 9:11, 11:8, 11:7, 11:8)			Rank 2 PERIC-RANKOVIC B SRB
ALANAZI Ghaliyah	KSA	SHACKLETON M	GBR						Rank 3 GU Xiaodan CHN
SHACKLETON M	GBR	3-0 (11:4, 11:5, 11:9)							Rank 3 ZHOU Ying CHN
ZHOU Ying	CHN	ZHOU Ying	CHN	ZHOU Ying	CHN				Rank 5 JAION Wijittra THA
di TORO Daniela	AUS	3-0 (11:5, 11:2, 11:6)		3-1 (14:12, 11:9, 8:11, 11:6)					Rank 5 PATEL Bhavinaben IND
VERDIN Martha	MEX	PATEL Bhavinaben	IND						Rank 5 SHACKLETON Megan GBR
PATEL Bhavinaben	IND	3-0 (11:3, 11:6, 11:7)							Rank 5 VAUTIER Flora FRA
GU Xiaodan	CHN	GU Xiaodan	CHN	GU Xiaodan	CHN	MIKOLASCHEK S	GER		
ABDELHAK Mona	EGY	3-1 (8:11, 11:4, 11:2, 11:4)		3-0 (11:8, 11:2, 11:5)		3-1 (1:11, 11:3, 12:10, 13:11)			
BYE									
JAION Wijittra	THA	JAION Wijittra	THA						
MATIC Nada	SRB	VAUTIER Flora	FRA	MIKOLASCHEK S	GER				
VAUTIER Flora	FRA	3-0 (13:11, 11:7, 11:9)		3-0 (11:7, 13:11, 12:10)					
BYE									
MIKOLASCHEK S	GER	MIKOLASCHEK S	GER						

Rank	Name	NPC Code
1	MIKOLASCHEK Sandra	GER
2	PERIC-RANKOVIC B	SRB
3	GU Xiaodan	CHN
3	ZHOU Ying	CHN
5	JAION Wijittra	THA
5	PATEL Bhavinaben	IND
5	SHACKLETON Megan	GBR
5	VAUTIER Flora	FRA
9	ABDELHAK Mona	EGY
9	ALANAZI Ghaliyah	KSA
9	di TORO Daniela	AUS
9	MATIC Nada	SRB
9	VERDIN Martha	MEX

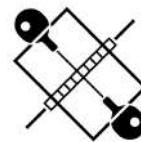
GOLD	
MIKOLASCHEK S	GER
3-1 (11:5, 11:3, 6:11, 11:8)	

SILVER	
PERIC-RANKOVIC	SRB

BRONZE	
GU Xiaodan	CHN
ZHOU Ying	CHN



**Match Results**  
Résultats du match

ALANAZI Ghaliyah (KSA) **0 - 3** SHACKLETON Megan (GBR)

Game Summary		Match	Game 1	Game 2	Game 3	Game 4	Game 5
ALANAZI Ghaliyah	KSA	0	4	5	9		
SHACKLETON Megan	GBR	3	11	11	11		
Duration:		23min	6min	7min	9min		

Match No.: 1 Table: 2

Umpires: GALLEGO David (COL) PINKEWICH Marie (AUS)

Player Statistics	ALANAZI Ghaliyah (KSA)					Match	SHACKLETON Megan (GBR)					Match	
	Game						Match	Game					
	1	2	3	4	5			1	2	3	4		5
Points won	4	5	9			18	11	11	11			33	
Biggest lead	-	2	1			2	7	6	2			7	
Points won on own serve	2	4	6			12	6	7	7			20	
Points lost on own serve	5	4	4			13	2	1	3			6	
Most consecutive points won	2	2	3			3	7	4	3			7	
Greatest deficit overcome	-	-	-			-	-	2	1			2	

Game/Match Statistics	Game					Match
	1	2	3	4	5	
Longest rally (strokes)	11	8	8			11
Average rally	4	4	4			4

**Game Progress**

1	ALANAZI Ghaliyah (KSA)	0	0	*0	0	0	0	*0	0	1	2	*2	3	3	4	*4	4						
	SHACKLETON Megan (GBR)	*0	1	2	3	*4	5	6	7	*7	7	8	8	*9	9	10	11						
2	ALANAZI Ghaliyah (KSA)	*0	1	2	2	*2	3	3	3	*4	4	4	4	*4	5	5	5	5					
	SHACKLETON Megan (GBR)	0	0	*0	1	2	2	*3	4	4	5	*6	7	8	8	*9	10	11					
3	ALANAZI Ghaliyah (KSA)	0	0	*0	1	2	2	*3	4	4	4	*4	5	6	7	*7	8	8	9	*9	9	9	9
	SHACKLETON Megan (GBR)	*0	1	2	2	*2	3	3	3	*4	5	6	6	*6	6	7	7	*8	8	9	10	10	11

**Note:**  
The "Greatest deficit overcome" only applies when the player ends up winning the game.

**Legend:**  
\* Server **No.** Number



### Match Results

Résultats du match

ZHOU Ying (CHN) **3 - 0** di TORO Daniela (AUS)

Game Summary		Match	Game 1	Game 2	Game 3	Game 4	Game 5
ZHOU Ying	CHN	3	11	11	11		
di TORO Daniela	AUS	0	5	2	6		
Duration:		18min	5min	4min	7min		

Match No.: 2 Table: 4

Umpires: LEONG Amanda Pei San (SGP) ROUSSET Isabelle (FRA)

Player Statistics	ZHOU Ying (CHN)					Match	di TORO Daniela (AUS)					Match
	Game						Game					
	1	2	3	4	5	1	2	3	4	5		
Points won	11	11	11			33	5	2	6			13
Biggest lead	7	9	6			9	-	-	1			1
Points won on own serve	6	5	7			18	3	1	4			8
Points lost on own serve	2	1	2			5	5	6	4			15
Most consecutive points won	6	7	4			7	2	1	2			2
Greatest deficit overcome	-	-	1			1	-	-	-			-

Game/Match Statistics	Game					Match
	1	2	3	4	5	
Longest rally (strokes)	9	6	13			13
Average rally	3	4	4			4

#### Game Progress

1 ZHOU Ying (CHN)	*0	1	2	2	*3	3	4	4	*5	6	7	8	*9	10	10	10	11	
di TORO Daniela (AUS)	0	0	*0	1	1	2	*2	3	3	3	*3	3	3	3	*4	5	5	
2 ZHOU Ying (CHN)	0	1	*2	2	3	4	*4	5	6	7	*8	9	10	11				
di TORO Daniela (AUS)	*0	0	0	1	*1	1	2	2	*2	2	2	2	*2	2				
3 ZHOU Ying (CHN)	*0	1	1	1	*2	3	4	4	*5	6	6	7	*8	9	10	10	*10	11
di TORO Daniela (AUS)	0	0	*1	2	2	2	*2	3	3	3	*4	4	4	4	*4	5	6	6

Note: The "Greatest deficit overcome" only applies when the player ends up winning the game.

Legend:  
 \* Server   No. Number



**Match Results**  
Résultats du match

VERDIN Martha (MEX) **0 - 3** PATEL Bhavinaben (IND)

Game Summary		Match	Game 1	Game 2	Game 3	Game 4	Game 5
VERDIN Martha	MEX	0	3	6	7		
PATEL Bhavinaben	IND	3	11	11	11		
Duration:		17min	4min	5min	6min		

Match No.: 3 Table: 4

Umpires: COME Corinne (FRA) ABDELAZIZ Lamia (EGY)

Player Statistics	VERDIN Martha (MEX)					Match	PATEL Bhavinaben (IND)					Match
	Game						Game					
	1	2	3	4	5		1	2	3	4	5	
Points won	3	6	7			16	11	11	11			33
Biggest lead	-	-	2			2	8	5	4			8
Points won on own serve	1	3	4			8	4	6	5			15
Points lost on own serve	7	5	6			18	2	3	3			8
Most consecutive points won	1	3	4			4	7	4	3			7
Greatest deficit overcome	-	-	-			-	-	-	2			2

Game/Match Statistics	Game					Match
	1	2	3	4	5	
Longest rally (strokes)	12	10	10			12
Average rally	4	4	4			4

**Game Progress**

1	VERDIN Martha (MEX)	*0	0	1	1	*2	2	2	3	*3	3	3	3	*3	3	3				
	PATEL Bhavinaben (IND)	0	1	*1	2	2	3	*4	4	5	6	*7	8	9	10	11				
2	VERDIN Martha (MEX)	0	0	*0	0	0	1	*2	3	3	4	*4	4	5	5	*5	6	6	6	
	PATEL Bhavinaben (IND)	*0	1	2	3	*4	4	4	4	*5	5	6	7	*7	8	9	9	*10	11	
3	VERDIN Martha (MEX)	*0	0	0	1	*2	3	4	4	*4	5	5	5	*5	6	6	6	*7	7	7
	PATEL Bhavinaben (IND)	0	1	*2	2	2	2	*2	3	4	4	*5	6	7	7	*8	9	9	10	11

**Note:**  
The "Greatest deficit overcome" only applies when the player ends up winning the game.

**Legend:**  
\* Server **No.** Number



**Match Results**  
Résultats du match

**GU Xiaodan (CHN) 3 - 1 ABDELHAK Mona (EGY)**

Game Summary		Match	Game 1	Game 2	Game 3	Game 4	Game 5
GU Xiaodan	CHN	3	8	11	11	11	
ABDELHAK Mona	EGY	1	11	4	2	4	
Duration:		25min	8min	5min	4min	5min	

Match No.: 4 Table: 6

Umpires: WILLIAMS Jackie (GBR) FOUCHARD Frederic (FRA)

Player Statistics	GU Xiaodan (CHN)					Match	ABDELHAK Mona (EGY)					Match	
	Game						Match	Game					
	1	2	3	4	5			1	2	3	4		5
Points won	8	11	11	11		41	11	4	2	4		21	
Biggest lead	-	7	9	7		9	7	1	-	1		7	
Points won on own serve	4	5	4	5		18	6	1	0	1		8	
Points lost on own serve	5	3	2	3		13	4	6	7	6		23	
Most consecutive points won	3	8	7	5		8	4	2	1	2		4	
Greatest deficit overcome	-	1	-	1		1	-	-	-	-		-	

Game/Match Statistics	Game					Match
	1	2	3	4	5	
Longest rally (strokes)	8	13	6	12		13
Average rally	4	5	4	4		4

**Game Progress**

1	GU Xiaodan (CHN)	0	0	*0	0	0	1	*1	1	1	1	*2	3	4	4	*5	6	7	7	*8	8
	ABDELHAK Mona (EGY)	*0	1	2	3	*4	4	5	6	*7	8	8	8	*8	9	9	9	*9	10	10	11
2	GU Xiaodan (CHN)	*0	0	1	2	*3	4	5	6	*7	8	8	8	*9	10	10	11				
	ABDELHAK Mona (EGY)	0	1	*1	1	1	1	*1	1	1	1	*2	3	3	3	*4	4				
3	GU Xiaodan (CHN)	0	1	*2	2	3	4	*5	6	7	8	*9	9	10	11						
	ABDELHAK Mona (EGY)	*0	0	0	1	*1	1	1	1	*1	1	1	2	*2	2						
4	GU Xiaodan (CHN)	*0	0	1	2	*2	2	3	4	*5	6	6	7	*8	9	10	11				
	ABDELHAK Mona (EGY)	0	1	*1	1	2	3	*3	3	3	3	*4	4	4	4	*4	4				

**Note:**  
The "Greatest deficit overcome" only applies when the player ends up winning the game.

**Legend:**  
\* Server  
No. Number



**Match Results**  
Résultats du match

MATIC Nada (SRB) **0 - 3** VAUTIER Flora (FRA)

Game Summary		Match	Game 1	Game 2	Game 3	Game 4	Game 5
MATIC Nada	SRB	0	11	7	9		
VAUTIER Flora	FRA	3	13	11	11		
Duration:		26min	8min	6min	9min		

Match No.: 5 Table: 2

Umpires: RUANGVIRIYACHAI Pairuch (THA) MIKITA Darek (CAN)

Player Statistics	MATIC Nada (SRB)					Match	VAUTIER Flora (FRA)					Match
	Game						Game					
	1	2	3	4	5		1	2	3	4	5	
Points won	11	7	9			27	13	11	11			35
Biggest lead	3	-	1			3	2	6	3			6
Points won on own serve	6	3	6			15	7	6	7			20
Points lost on own serve	6	5	4			15	5	4	3			12
Most consecutive points won	3	2	4			4	3	5	3			5
Greatest deficit overcome	-	-	-			-	3	-	1			3

Game/Match Statistics	Game					Match
	1	2	3	4	5	
Longest rally (strokes)	13	11	27			27
Average rally	5	4	6			5

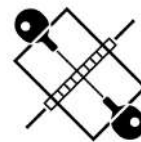
**Game Progress**

1	MATIC Nada (SRB)	*0	1	1	1	*2	2	3	3	*4	5	6	6	*7	8	8	9	*9	9	9	10	*10	11	*11	11	11
	VAUTIER Flora (FRA)	0	0	*1	2	2	3	*3	4	4	4	*4	5	5	5	*6	6	7	8	*9	9	10	*10	11	*12	13
2	MATIC Nada (SRB)	0	0	*1	1	1	1	*1	1	2	2	*2	3	3	4	*5	5	6	7	7						
	VAUTIER Flora (FRA)	*0	1	1	2	*3	4	5	6	*6	7	8	8	*9	9	9	10	*10	10	11						
3	MATIC Nada (SRB)	*0	0	1	1	*1	2	2	2	*3	4	5	6	*6	6	6	7	*7	8	9	9	9	9	9	9	9
	VAUTIER Flora (FRA)	0	1	*1	2	3	3	*4	5	5	5	*5	5	6	7	*8	8	9	9	*9	10	10	11	11	11	11

**Note:**  
The "Greatest deficit overcome" only applies when the player ends up winning the game.

**Legend:**  
\* Server **No.** Number





**Match Results**  
Résultats du match

**PERIC-RANKOVIC Borislava (SRB) 3 - 2 SHACKLETON Megan (GBR)**

Game Summary		Match	Game 1	Game 2	Game 3	Game 4	Game 5
<b>PERIC-RANKOVIC Borislava</b>	<b>SRB</b>	<b>3</b>	12	9	11	10	11
<b>SHACKLETON Megan</b>	<b>GBR</b>	<b>2</b>	10	11	1	12	8
Duration:		<b>45min</b>	9min	7min	5min	10min	9min

Match No.: 6 Table: 2

Umpires: DECLOMESNIL Yohan (FRA) GHACHEM Najeh (TUN)

Player Statistics	PERIC-RANKOVIC Borislava (SRB)						SHACKLETON Megan (GBR)					
	Game					Match	Game					Match
	1	2	3	4	5		1	2	3	4	5	
Points won	12	9	11	10	11	<b>53</b>	10	11	1	12	8	<b>42</b>
Biggest lead	3	2	10	1	3	<b>10</b>	1	4	-	5	1	<b>5</b>
Points won on own serve	7	5	6	3	5	<b>26</b>	6	6	1	4	4	<b>21</b>
Points lost on own serve	4	5	0	8	4	<b>21</b>	5	4	5	7	6	<b>27</b>
Most consecutive points won	4	6	10	3	4	<b>10</b>	3	4	1	5	4	<b>5</b>
Greatest deficit overcome	1	-	-	-	1	<b>1</b>	-	2	-	1	-	<b>2</b>

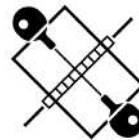
Game/Match Statistics	Game					Match
	1	2	3	4	5	
Longest rally (strokes)	14	10	15	15	13	<b>15</b>
Average rally	6	5	7	6	6	<b>6</b>

**Game Progress**

1	<b>PERIC-RANKOVIC Borislava (SRB)</b>	0	0	*1	2	3	4	*4	4	5	5	*5	5	6	7	*7	7	8	9	*9	9	10	*11	12
	<b>SHACKLETON Megan (GBR)</b>	*0	1	1	1	*1	1	2	3	*3	4	5	6	*6	6	7	8	*8	8	9	10	*10	10	10
2	<b>PERIC-RANKOVIC Borislava (SRB)</b>	*0	0	0	0	*0	1	1	2	*3	4	5	6	*7	7	8	8	*8	9	9	9	9	9	9
	<b>SHACKLETON Megan (GBR)</b>	0	1	*2	3	4	4	*5	5	5	5	*5	5	5	6	*6	7	8	8	*9	10	11	11	11
3	<b>PERIC-RANKOVIC Borislava (SRB)</b>	0	1	*1	2	3	4	*5	6	7	8	*9	10	11										
	<b>SHACKLETON Megan (GBR)</b>	*0	0	1	1	*1	1	1	1	*1	1	1	1	1										
4	<b>PERIC-RANKOVIC Borislava (SRB)</b>	*0	1	1	1	*1	1	1	2	*2	2	3	4	*5	5	5	6	*7	7	8	9	*10	10	10
	<b>SHACKLETON Megan (GBR)</b>	0	0	*1	2	3	4	*5	5	6	7	*7	7	7	8	*9	9	9	10	*10	10	10	*11	12
5	<b>PERIC-RANKOVIC Borislava (SRB)</b>	0	1	*2	3	3	3	*4	5	5	5	*6	7	7	7	*7	7	8	9	*10	11	11	11	
	<b>SHACKLETON Megan (GBR)</b>	*0	0	0	0	*1	2	2	2	*3	4	4	4	*5	6	7	8	*8	8	8	8	8	8	8

**Note:**  
The "Greatest deficit overcome" only applies when the player ends up winning the game.

**Legend:**  
\* Server  
**No.** Number



**Match Results**  
Résultats du match

**ZHOU Ying (CHN) 3 - 1 PATEL Bhavinaben (IND)**

Game Summary		Match	Game 1	Game 2	Game 3	Game 4	Game 5
ZHOU Ying	CHN	3	14	11	8	11	
PATEL Bhavinaben	IND	1	12	9	11	6	
Duration:		33min	11min	7min	6min	8min	

Match No.: 7 Table: 4

Umpires: PURCELL Tom (GBR) BONG Mijung (KOR)

Player Statistics	ZHOU Ying (CHN)					Match	PATEL Bhavinaben (IND)					Match	
	Game						Match	Game					
	1	2	3	4	5			1	2	3	4		5
Points won	14	11	8	11		44	12	9	11	6		38	
Biggest lead	2	5	1	7		7	6	1	3	-		6	
Points won on own serve	9	4	4	7		24	8	3	6	4		21	
Points lost on own serve	4	6	5	2		17	5	7	4	4		20	
Most consecutive points won	3	6	2	6		6	7	4	4	4		7	
Greatest deficit overcome	6	1	-	-		6	-	-	1	-		1	

Game/Match Statistics	Game					Match
	1	2	3	4	5	
Longest rally (strokes)	13	9	7	8		13
Average rally	6	5	4	5		5

**Game Progress**

1	ZHOU Ying (CHN)	0	0	*1	2	2	2	*2	2	2	2	*2	3	4	5	*5	6	7	8	*8	9	10	*11	11	*11	12	*13	
	PATEL Bhavinaben (IND)	*0	1	1	1	*2	3	4	5	*6	7	8	8	*8	8	9	9	*9	9	10	10	*10	10	*11	12	*12	12	
		14																										
		12																										
2	ZHOU Ying (CHN)	*0	0	1	2	*3	4	5	6	*6	6	6	6	*7	7	8	9	*10	10	10	10	11						
	PATEL Bhavinaben (IND)	0	1	*1	1	1	1	*1	1	2	3	*4	5	5	6	*6	6	6	7	*8	9	9						
3	ZHOU Ying (CHN)	0	1	*1	2	2	2	*3	4	4	5	*5	6	6	6	*7	8	8	8	*8	8							
	PATEL Bhavinaben (IND)	*0	0	1	1	*2	3	3	3	*4	4	5	5	*6	7	7	7	*8	9	10	11							
4	ZHOU Ying (CHN)	*0	1	2	2	*3	4	5	6	*7	8	8	8	*8	8	9	10	*10	11									
	PATEL Bhavinaben (IND)	0	0	*0	1	1	1	*1	1	1	1	1	*2	3	4	5	*5	5	6	6								

**Note:**  
The "Greatest deficit overcome" only applies when the player ends up winning the game.

**Legend:**  
\* Server  
No. Number



### Match Results

Résultats du match

GU Xiaodan (CHN) 3 - 0 JAION Wijittra (THA)

Game Summary		Match	Game 1	Game 2	Game 3	Game 4	Game 5
GU Xiaodan	CHN	3	11	11	11		
JAION Wijittra	THA	0	8	2	5		
Duration:		22min	7min	5min	8min		

Match No.: 8 Table: 4

Umpires: ROUSSET Isabelle (FRA) ABDELAZIZ Lamia (EGY)

Player Statistics	GU Xiaodan (CHN)					Match	JAION Wijittra (THA)					Match
	Game						Game					
	1	2	3	4	5		1	2	3	4	5	
Points won	11	11	11			33	8	2	5			15
Biggest lead	5	9	6			9	-	1	1			1
Points won on own serve	6	5	6			17	4	1	3			8
Points lost on own serve	4	1	2			7	5	6	5			16
Most consecutive points won	5	6	4			6	5	1	1			5
Greatest deficit overcome	-	1	1			1	-	-	-			-

Game/Match Statistics	Game					Match
	1	2	3	4	5	
Longest rally (strokes)	13	13	20			20
Average rally	5	5	7			6

**Game Progress**

1	GU Xiaodan (CHN)	*0	1	1	2	*2	3	4	5	*6	7	7	8	*8	8	8	8	*8	9	10	11
	JAION Wijittra (THA)	0	0	*1	1	2	2	*2	2	2	2	*3	3	4	5	*6	7	8	8	*8	8
2	GU Xiaodan (CHN)	0	0	*1	2	3	4	*5	6	6	7	*8	9	10	11						
	JAION Wijittra (THA)	*0	1	1	1	*1	1	1	1	*2	2	2	2	*2	2						
3	GU Xiaodan (CHN)	*0	0	1	1	*2	3	4	5	*5	6	6	7	*8	9	10	10	11			
	JAION Wijittra (THA)	0	1	*1	2	2	2	*2	2	3	3	*4	4	4	4	*4	5	5			

**Note:**  
The "Greatest deficit overcome" only applies when the player ends up winning the game.

**Legend:**  
\* Server  
No. Number



**Match Results**  
Résultats du match

VAUTIER Flora (FRA) **0 - 3** MIKOLASCHEK Sandra (GER)

Game Summary		Match	Game 1	Game 2	Game 3	Game 4	Game 5
VAUTIER Flora	FRA	0	7	11	10		
MIKOLASCHEK Sandra	GER	3	11	13	12		
Duration:		25min	6min	10min	8min		

Match No.: 9 Table: 2

Umpires: KLECKER Roman (CZE) WHITAKER Jonathan (GBR)

Player Statistics	VAUTIER Flora (FRA)					Match	MIKOLASCHEK Sandra (GER)					Match
	Game						Game					
	1	2	3	4	5		1	2	3	4	5	
Points won	7	11	10			28	11	13	12			36
Biggest lead	-	2	3			3	7	2	2			7
Points won on own serve	5	7	4			16	8	8	5			21
Points lost on own serve	3	5	7			15	2	4	6			12
Most consecutive points won	5	4	3			5	3	3	3			3
Greatest deficit overcome	-	-	-			-	-	2	3			3

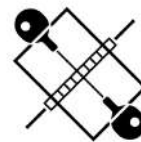
Game/Match Statistics	Game					Match
	1	2	3	4	5	
Longest rally (strokes)	13	18	13			18
Average rally	4	4	5			5

**Game Progress**

1	VAUTIER Flora (FRA)	0	0	*0	0	1	1	*1	1	2	2	*2	2	3	4	*5	6	7	7	7						
	MIKOLASCHEK Sandra (GER)	*0	1	2	3	*3	4	5	6	*6	7	8	9	*9	9	9	9	*9	10	11						
2	VAUTIER Flora (FRA)	*0	0	0	1	*1	2	3	3	*3	4	4	5	*6	7	8	8	*8	9	10	10	*10	10	*11	11	11
	MIKOLASCHEK Sandra (GER)	0	1	*2	2	3	3	*3	4	5	5	*6	6	6	6	*6	7	8	8	*8	9	10	*11	11	*12	13
3	VAUTIER Flora (FRA)	0	0	*1	2	2	3	*4	5	5	6	*6	6	6	7	*7	7	8	8	*9	10	10	*10	10		
	MIKOLASCHEK Sandra (GER)	*0	1	1	1	*2	2	2	2	*3	3	4	5	*6	6	7	8	*8	9	9	9	*10	11	12		

**Note:**  
The "Greatest deficit overcome" only applies when the player ends up winning the game.

**Legend:**  
\* Server **No.** Number



**Match Results**  
Résultats du match

**PERIC-RANKOVIC Borislava (SRB) 3 - 2 ZHOU Ying (CHN)**

Game Summary		Match	Game 1	Game 2	Game 3	Game 4	Game 5
PERIC-RANKOVIC Borislava	SRB	3	11	9	11	11	11
ZHOU Ying	CHN	2	13	11	8	7	8
Duration:		49min	9min	8min	9min	8min	12min

Match No.: 10 Table: 2

Umpires: LEMAN Jean Yves (FRA) COME Corinne (FRA)

Player Statistics	PERIC-RANKOVIC Borislava (SRB)						ZHOU Ying (CHN)					
	Game					Match	Game					Match
	1	2	3	4	5		1	2	3	4	5	
Points won	11	9	11	11	11	53	13	11	8	7	8	47
Biggest lead	3	-	3	4	3	4	2	5	4	2	3	5
Points won on own serve	5	3	6	8	6	28	6	4	5	5	5	25
Points lost on own serve	7	7	3	2	3	22	6	6	5	3	5	25
Most consecutive points won	4	5	5	3	3	5	3	3	6	3	2	6
Greatest deficit overcome	-	-	4	2	3	4	3	-	-	-	-	3

Game/Match Statistics	Game					Match
	1	2	3	4	5	
Longest rally (strokes)	23	21	18	22	30	30
Average rally	7	7	7	11	12	9

**Game Progress**

1	PERIC-RANKOVIC Borislava (SRB)	0	0	*1	1	2	2	*3	4	5	6	*6	6	7	8	*8	9	9	9	*10	10	10	*11	11	*11	11
	ZHOU Ying (CHN)	*0	1	1	2	*2	3	3	3	*3	3	4	5	*5	5	6	6	*7	8	8	9	*10	10	*11	12	13
2	PERIC-RANKOVIC Borislava (SRB)	*0	0	0	1	*2	2	2	2	*3	3	3	3	*4	5	6	7	*8	8	9	9	9	9	9	9	9
	ZHOU Ying (CHN)	0	1	*2	2	2	3	*4	5	5	6	*7	8	8	8	*8	8	8	9	*9	10	11	11	11	11	11
3	PERIC-RANKOVIC Borislava (SRB)	0	1	*1	2	3	3	*3	3	3	3	*3	4	5	6	*7	8	8	9	*10	11	11	11	11	11	11
	ZHOU Ying (CHN)	*0	0	1	1	*1	2	3	4	*5	6	7	7	*7	7	7	7	*8	8	8	8	8	8	8	8	8
4	PERIC-RANKOVIC Borislava (SRB)	*0	1	1	1	*1	2	3	4	*4	5	6	7	*7	8	9	9	*10	10	11	11	11	11	11	11	11
	ZHOU Ying (CHN)	0	0	*1	2	3	3	*3	3	4	4	*4	4	5	5	*5	6	6	7	7	7	7	7	7	7	7
5	PERIC-RANKOVIC Borislava (SRB)	0	0	*1	1	2	2	*2	3	3	3	*4	5	6	6	*7	8	8	9	*10	11	11	11	11	11	11
	ZHOU Ying (CHN)	*0	1	1	2	*2	3	4	4	*5	6	6	6	*6	7	7	7	*8	8	8	8	8	8	8	8	8

**Note:**  
The "Greatest deficit overcome" only applies when the player ends up winning the game.

**Legend:**  
\* Server  
No. Number



**Match Results**  
Résultats du match

GU Xiaodan (CHN) **1 - 3** MIKOLASCHEK Sandra (GER)

Game Summary		Match	Game 1	Game 2	Game 3	Game 4	Game 5
GU Xiaodan	CHN	1	11	3	10	11	
MIKOLASCHEK Sandra	GER	3	1	11	12	13	
Duration:		30min	4min	5min	8min	10min	

Match No.: 11 Table: 2

Umpires: RUANGVIRIYACHAI Pairuch (THA) ROUSSET Isabelle (FRA)

Player Statistics	GU Xiaodan (CHN)					Match	MIKOLASCHEK Sandra (GER)					Match
	Game						Game					
	1	2	3	4	5		1	2	3	4	5	
Points won	11	3	10	11		35	1	11	12	13		37
Biggest lead	10	-	2	1		10	-	8	2	2		8
Points won on own serve	6	1	4	7		18	1	6	5	8		20
Points lost on own serve	0	5	7	5		17	5	2	6	4		17
Most consecutive points won	8	1	3	3		8	1	5	3	3		5
Greatest deficit overcome	-	-	-	-		-	-	-	2	1		2

Game/Match Statistics	Game					Match
	1	2	3	4	5	
Longest rally (strokes)	8	9	11	24		24
Average rally	4	4	5	6		5

**Game Progress**

1	GU Xiaodan (CHN)	*0	1	2	3	*3	4	5	6	*7	8	9	10	11	MIKOLASCHEK Sandra (GER)	0	0	*0	0	1	1	*1	1	1	1	*1	1	1																								
2	GU Xiaodan (CHN)	0	0	*1	1	2	2	*2	2	2	2	*3	3	3	3	MIKOLASCHEK Sandra (GER)	*0	1	1	2	*2	3	4	5	*6	7	7	8	*9	10	11																					
3	GU Xiaodan (CHN)	*0	0	0	1	*2	3	3	3	*4	5	5	5	*6	7	8	8	*9	9	9	10	*10	10	10	MIKOLASCHEK Sandra (GER)	0	1	*2	2	2	2	*3	4	4	4	*5	6	6	6	*6	7	7	8	*9	9	10	*11	12				
4	GU Xiaodan (CHN)	0	0	*0	1	2	3	*3	4	4	5	*5	5	6	7	*7	7	7	8	*8	9	10	*10	11	*11	11	MIKOLASCHEK Sandra (GER)	*0	1	2	2	*2	2	3	3	*4	4	5	6	*6	6	7	8	*9	9	10	10	*10	11	*11	12	13

**Note:**  
The "Greatest deficit overcome" only applies when the player ends up winning the game.

**Legend:**  
\* Server **No.** Number



**Match Results**  
Résultats du match

PERIC-RANKOVIC Borislava (SRB) **1 - 3** MIKOLASCHEK Sandra (GER)

Game Summary		Match	Game 1	Game 2	Game 3	Game 4	Game 5
PERIC-RANKOVIC Borislava	SRB	1	5	3	11	8	
MIKOLASCHEK Sandra	GER	3	11	11	6	11	
Duration:		26min	5min	5min	6min	7min	

Match No.: 12 Table: 2

Umpires: PARMENTELAT Tamara (FRA) DECLOMESNIL Yohan (FRA)

Player Statistics	PERIC-RANKOVIC Borislava (SRB)					Match	MIKOLASCHEK Sandra (GER)					Match
	Game						Game					
	1	2	3	4	5		1	2	3	4	5	
Points won	5	3	11	8		27	11	11	6	11		39
Biggest lead	-	-	5	2		5	6	8	2	3		8
Points won on own serve	3	2	5	3		13	6	7	2	5		20
Points lost on own serve	5	4	4	6		19	2	1	6	5		14
Most consecutive points won	1	2	7	2		7	3	6	4	3		6
Greatest deficit overcome	-	-	2	-		2	-	-	-	2		2

Game/Match Statistics	Game					Match
	1	2	3	4	5	
Longest rally (strokes)	13	14	20	11		20
Average rally	5	6	7	6		6

**Game Progress**

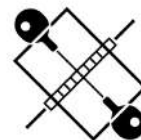
1	PERIC-RANKOVIC Borislava (SRB)	*0	0	1	1	*1	2	2	3	*3	3	3	4	*4	4	5	5	5			
	MIKOLASCHEK Sandra (GER)	0	1	*1	2	3	3	*4	4	5	6	*7	7	8	9	*9	10	11			
2	PERIC-RANKOVIC Borislava (SRB)	0	0	*1	1	1	1	*1	2	3	3	*3	3	3	3	3	3	3			
	MIKOLASCHEK Sandra (GER)	*0	1	1	2	*3	4	5	5	*5	6	7	8	*9	10	11					
3	PERIC-RANKOVIC Borislava (SRB)	*0	0	1	2	*3	3	3	3	*3	4	4	5	*6	7	8	9	*10	11		
	MIKOLASCHEK Sandra (GER)	0	1	*1	1	1	2	*3	4	5	5	*6	6	6	6	*6	6	6	6		
4	PERIC-RANKOVIC Borislava (SRB)	0	1	*2	2	2	2	*3	4	4	4	*4	5	5	6	*6	7	7	8	*8	8
	MIKOLASCHEK Sandra (GER)	*0	0	0	1	*2	3	3	3	*4	5	6	6	*7	7	8	8	*9	9	10	11

**Note:**

The "Greatest deficit overcome" only applies when the player ends up winning the game.

**Legend:**

\* Server **No.** Number



### Player Statistics

Statistiques du joueur

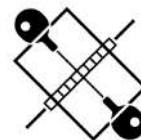
As of SAT 7 SEP 2024

Name	NPC Code	Matches			Games			Points Won				Points Lost				Average Match Duration
		Played	Won	%Won	Played	Won	%Won	Total	Own Serve	Most Consecutive	Greatest Deficit Overcome	Total	Own Serve	Most Consecutive	Greatest Lead Lost	
ABDELHAK Mona	EGY	1	0	0%	4	1	25%	21	8	4	0	41	23	8	1	25min
ALANAZI Ghaliyah	KSA	1	0	0%	3	0	0%	18	12	3	0	33	13	7	2	23min
di TORO Daniela	AUS	1	0	0%	3	0	0%	13	8	2	0	33	15	7	1	18min
GU Xiaodan	CHN	3	2	67%	11	7	64%	109	53	8	1	73	37	5	2	26min
JAION Wijittra	THA	1	0	0%	3	0	0%	15	8	5	0	33	16	6	1	22min
MATIC Nada	SRB	1	0	0%	3	0	0%	27	15	4	0	35	15	5	3	26min
MIKOLASCHEK Sandra	GER	3	3	100%	11	9	82%	112	61	6	3	90	43	8	2	27min
PATEL Bhavinaben	IND	2	1	50%	7	4	57%	71	36	7	2	60	28	6	6	25min
PERIC-RANKOVIC Borislava	SRB	3	2	67%	14	7	50%	133	67	10	4	128	62	6	3	40min
SHACKLETON Megan	GBR	2	1	50%	8	5	63%	75	41	7	2	71	33	10	1	34min
VAUTIER Flora	FRA	2	1	50%	6	3	50%	63	36	5	3	63	27	4	3	26min
VERDIN Martha	MEX	1	0	0%	3	0	0%	16	8	4	0	33	18	7	2	17min
ZHOU Ying	CHN	3	2	67%	12	8	67%	124	67	7	6	104	47	7	4	33min

**Note:**

The "Greatest deficit overcome" only applies when the player ends up winning the game and "Greatest lead lost" only when losing.





### Tournament Statistics

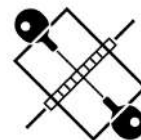
Statistiques du tournoi

As of SAT 7 SEP 2024

Statistics	Round of 16	Quarterfinals	Semifinals	Finals	Total
<b>Matches</b> Total	5	4	2	1	12
Game Margin: 3:0	4 80%	2 50%			6 50%
3:1	1 20%	1 25%	1 50%	1 100%	4 33%
3:2		1 25%	1 50%		2 17%
Invalid Results Mark					
Duration: Total	1h49min	2h5min	1h19min	26min	5h39min
Longest	26min	45min	49min	26min	49min
Shortest	17min	22min	30min	26min	17min
Average	22min	31min	40min	26min	28min
<b>Games</b> Total	16	15	9	4	44
Point Margin: 11					
10		1 7%	1 11%		2 5%
9	2 13%	1 7%			3 7%
8	1 6%		1 11%	1 25%	3 7%
7	3 19%				3 7%
6	2 13%	1 7%		1 25%	4 9%
5	2 13%	1 7%		1 25%	4 9%
4	2 13%	1 7%	1 11%		4 9%
3	1 6%	3 20%	2 22%	1 25%	7 16%
2	3 19%	7 47%	4 44%		14 32%
Invalid Results Mark					
Duration: Total	1h38min	1h56min	1h13min	23min	5h10min
Longest	9min	11min	12min	7min	12min
Shortest	4min	5min	4min	5min	4min
Average	6min	8min	8min	6min	7min
<b>Points</b> Total	270	289	172	66	797
Per game	16.88	19.27	19.11	16.50	18.11
Most consecutive won	8	10	8	7	10
Greatest deficit overcome	3	6	4	2	6
Longest rally	27	20	30	20	30
Average rally	4	5	7	6	5

**Note:**

The "Greatest deficit overcome" only applies when the player ends up winning the game.



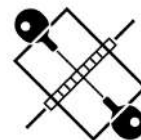
**Entry List by Event**  
Liste d'inscriptions par épreuve  
As of THU 29 AUG 2024

**REVISED**  
29 AUG 16:07

NPC	Name	Date of Birth	Qualification Pathway	World Ranking
CHI - Chile	LEONELLI Tamara	5 JUN 1997	CQ	9
CHN - People's Republic of China	PAN Jiamin	2 MAY 1997	CQ	3
	ZHANG Bian	29 AUG 1986	QR	1
FRA - France	SAINT-PIERRE Alexandra	18 MAY 1998	CQ	2
INA - Indonesia	MARLINA Leli	6 NOV 1998	QI	7
KOR - Republic of Korea	JUNG Young A	20 JUL 1979	QR	5
	MOON Sunghye	30 NOV 1978	QR	4
NGR - Nigeria	ALABI Christiana	4 AUG 2002	CQ	8
THA - Thailand	SRINGAM Panwas	13 DEC 2001	QR	6

<b>Legend:</b>	<b>CQ</b> Continental Qualification	<b>QI</b> Qualified by Invitation	<b>QR</b> World Ranking
----------------	-------------------------------------	-----------------------------------	-------------------------

**REVISED** World ranking has been corrected.



**Draw**  
Tableau d'élimination

Round of 16	NPC Code	Quarterfinals	NPC Code	Semifinals	NPC Code	Finals	NPC Code	Final Ranking
ZHANG Bian	CHN	ZHANG Bian	CHN	ZHANG Bian	CHN	ZHANG Bian	CHN	1 ZHANG Bian CHN
BYE				3-0 (14:12, 11:5, 11:4)		3-1 (11:6, 9:11, 11:8, 12:10)		2 PAN Jiamin CHN
BYE		MARLINA Leli	INA					3 JUNG Young A KOR
MARLINA Leli	INA			MOON Sunghye	KOR			3 MOON Sunghye KOR
SRINGAM Panwas	THA	SRINGAM Panwas	THA	3-0 (11:9, 12:10, 11:8)				5 LEONELLI Tamara CHI
BYE								5 MARLINA Leli INA
BYE		MOON Sunghye	KOR					5 SAINT-PIERRE A FRA
MOON Sunghye	KOR							5 SRINGAM Panwas THA
PAN Jiamin	CHN	PAN Jiamin	CHN	PAN Jiamin	CHN	PAN Jiamin	CHN	9 ALABI Christiana NGR
BYE				3-0 (11:6, 11:9, 11:6)		3-1 (9:11, 11:6, 11:8, 12:10)		
LEONELLI Tamara	CHI	LEONELLI Tamara	CHI					
ALABI Christiana	NGR	3-1 (11:8, 11:5, 10:12, 12:10)						
JUNG Young A	KOR	JUNG Young A	KOR	JUNG Young A	KOR			
BYE				3-2 (10:12, 11:7, 9:11, 12:10, 11:8)				
BYE		SAINT-PIERRE A	FRA					
SAINT-PIERRE A	FRA							

**GOLD**

**SILVER**

**BRONZE**



**Match Results**  
Résultats du match

**LEONELLI Tamara (CHI) 3 - 1 ALABI Christiana (NGR)**

Game Summary		Match	Game 1	Game 2	Game 3	Game 4	Game 5
LEONELLI Tamara	CHI	3	11	11	10	12	
ALABI Christiana	NGR	1	8	5	12	10	
Duration:		28min	6min	5min	7min	8min	

Match No.: 1 Table: 2

Umpires: FOUCHARD Frederic (FRA) LABRUE Jacques (FRA)

Player Statistics	LEONELLI Tamara (CHI)					Match	ALABI Christiana (NGR)					Match	
	Game						Match	Game					
	1	2	3	4	5			1	2	3	4		5
Points won	11	11	10	12		44	8	5	12	10		35	
Biggest lead	4	6	2	3		6	1	-	6	1		6	
Points won on own serve	7	4	4	6		21	6	1	5	5		17	
Points lost on own serve	2	4	7	5		18	4	7	6	6		23	
Most consecutive points won	4	4	8	3		8	2	2	8	3		8	
Greatest deficit overcome	1	-	-	1		1	-	-	2	-		2	

Game/Match Statistics	Game					Match
	1	2	3	4	5	
Longest rally (strokes)	11	8	12	11		12
Average rally	5	4	4	5		4

**Game Progress**

1	LEONELLI Tamara (CHI)	0	0	*1	2	3	3	*3	4	4	5	*5	6	7	8	*9	9	10	10	*10	11			
	ALABI Christiana (NGR)	*0	1	1	1	*1	2	3	3	*4	4	5	5	*5	5	5	6	*6	7	8	8			
2	LEONELLI Tamara (CHI)	*0	1	2	3	*4	4	4	5	*6	7	7	8	*9	9	10	10	11						
	ALABI Christiana (NGR)	0	0	*0	0	0	1	*2	2	2	2	*3	3	3	4	*4	5	5						
3	LEONELLI Tamara (CHI)	0	1	*2	2	2	2	*2	2	2	2	*2	3	4	5	*6	7	8	9	*10	10	10	*10	10
	ALABI Christiana (NGR)	*0	0	0	1	*2	3	4	5	*6	7	8	8	*8	8	8	8	*8	8	8	9	*10	11	12
4	LEONELLI Tamara (CHI)	*0	0	1	2	*3	3	4	5	*5	5	5	6	*6	7	7	8	*8	9	10	10	*10	11	12
	ALABI Christiana (NGR)	0	1	*1	1	1	2	*2	2	3	4	*5	5	6	6	*7	7	8	8	*8	9	10	*10	10

**Note:**  
The "Greatest deficit overcome" only applies when the player ends up winning the game.

**Legend:**  
\* Server  
No. Number



**Match Results**  
Résultats du match

**ZHANG Bian (CHN) 3 - 0 MARLINA Leli (INA)**

Game Summary		Match	Game 1	Game 2	Game 3	Game 4	Game 5
ZHANG Bian	CHN	3	14	11	11		
MARLINA Leli	INA	0	12	5	4		
Duration:		24min	9min	6min	8min		

Match No.: 2 Table: 4

Umpires: de HAUTECLOCQUE Donatien (FRA) LEMAN Jean Yves (FRA)

Player Statistics	ZHANG Bian (CHN)					Match	MARLINA Leli (INA)					Match
	Game						Game					
	1	2	3	4	5		1	2	3	4	5	
Points won	14	11	11			36	12	5	4			21
Biggest lead	4	7	7			7	1	-	-			1
Points won on own serve	8	6	4			18	7	3	1			11
Points lost on own serve	5	2	3			10	6	5	7			18
Most consecutive points won	3	6	4			6	5	2	2			5
Greatest deficit overcome	1	-	-			1	-	-	-			-

Game/Match Statistics	Game					Match
	1	2	3	4	5	
Longest rally (strokes)	11	26	11			26
Average rally	5	9	6			6

**Game Progress**

1	ZHANG Bian (CHN)	0	1	*2	3	3	4	*4	5	6	6	*7	7	8	8	*8	8	8	*9	9	10	*10	11	*11	12	*13				
	MARLINA Leli (INA)	*0	0	0	0	*1	1	2	2	*2	3	3	4	*4	5	6	7	*8	9	9	10	*10	11	*11	12	*12	12			
		<table border="1"> <tr><td>14</td></tr> <tr><td>12</td></tr> </table>																											14	12
14																														
12																														
2	ZHANG Bian (CHN)	*0	1	2	2	*3	3	4	5	*6	7	8	9	*9	10	10	10	11												
	MARLINA Leli (INA)	0	0	*0	1	1	2	*2	2	2	*2	2	3	3	*4	5	5													
3	ZHANG Bian (CHN)	0	1	*2	3	3	3	*4	4	5	6	*7	7	8	9	*10	11													
	MARLINA Leli (INA)	*0	0	0	0	*1	2	2	3	*3	3	3	4	*4	4	4	4													

**Note:**  
The "Greatest deficit overcome" only applies when the player ends up winning the game.

**Legend:**  
\* Server  
No. Number



**Match Results**  
Résultats du match

SRINGAM Panwas (THA) **0 - 3** MOON Sunghye (KOR)

Game Summary		Match	Game 1	Game 2	Game 3	Game 4	Game 5
SRINGAM Panwas	THA	0	9	10	8		
MOON Sunghye	KOR	3	11	12	11		
Duration:		29min	8min	12min	8min		

Match No.: 3 Table: 4

Umpires: VASINOVA Karina (CZE) PURCELL Tom (GBR)

Player Statistics	SRINGAM Panwas (THA)					Match	MOON Sunghye (KOR)					Match
	Game						Game					
	1	2	3	4	5		1	2	3	4	5	
Points won	9	10	8			27	11	12	11			34
Biggest lead	5	4	1			5	2	2	3			3
Points won on own serve	5	5	4			14	6	6	6			18
Points lost on own serve	5	6	5			16	4	5	4			13
Most consecutive points won	5	3	4			5	7	6	3			7
Greatest deficit overcome	-	-	-			-	5	4	1			5

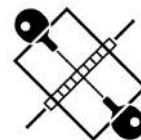
Game/Match Statistics	Game					Match
	1	2	3	4	5	
Longest rally (strokes)	25	56	14			56
Average rally	9	11	5			8

**Game Progress**

1	SRINGAM Panwas (THA)	0	1	*1	1	2	3	*4	5	6	6	*6	7	8	9	*9	9	9	9	*9	9	9		
	MOON Sunghye (KOR)	*0	0	1	2	*2	2	2	2	*2	3	4	4	*4	4	5	6	*7	8	9	10	11		
2	SRINGAM Panwas (THA)	*0	1	1	2	*2	3	4	5	*5	5	6	6	*7	7	8	9	*10	10	10	10	*10	10	10
	MOON Sunghye (KOR)	0	0	*1	1	2	2	*2	2	3	4	*4	5	5	6	*6	6	6	7	*8	9	10	*11	12
3	SRINGAM Panwas (THA)	0	0	*0	0	1	1	*2	3	3	3	*4	5	6	7	*7	7	7	8	*8	8			
	MOON Sunghye (KOR)	*0	1	2	3	*3	4	4	4	*5	6	6	6	*6	6	7	8	*9	9	10	11			

**Note:**  
The "Greatest deficit overcome" only applies when the player ends up winning the game.

**Legend:**  
\* Server **No.** Number



### Match Results

Résultats du match

**PAN Jiamin (CHN) 3 - 0 LEONELLI Tamara (CHI)**

Game Summary		Match	Game 1	Game 2	Game 3	Game 4	Game 5
PAN Jiamin	CHN	3	11	11	11		
LEONELLI Tamara	CHI	0	6	9	6		
Duration:		15min	4min	5min	4min		

Match No.: 4 Table: 6

Umpires: MIKITA Darek (CAN) WILLIAMS Jackie (GBR)

Player Statistics	PAN Jiamin (CHN)					Match	LEONELLI Tamara (CHI)					Match
	Game						Game					
	1	2	3	4	5		1	2	3	4	5	
Points won	11	11	11			33	6	9	6			21
Biggest lead	5	5	5			5	1	-	-			1
Points won on own serve	5	6	6			17	2	5	3			10
Points lost on own serve	4	4	3			11	6	5	5			16
Most consecutive points won	3	5	3			5	1	4	2			4
Greatest deficit overcome	1	-	-			1	-	-	-			-

Game/Match Statistics	Game					Match
	1	2	3	4	5	
Longest rally (strokes)	12	8	6			12
Average rally	4	4	4			4

**Game Progress**

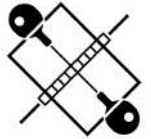
1	PAN Jiamin (CHN)	*0	0	1	2	*3	3	4	4	*5	6	6	7	*7	8	8	9	*10	11			
	LEONELLI Tamara (CHI)	0	1	*1	1	1	2	*2	3	3	3	*4	4	5	5	*6	6	6	6			
2	PAN Jiamin (CHN)	0	1	*2	3	4	5	*5	6	6	7	*7	7	8	9	*9	10	10	10	*10	10	11
	LEONELLI Tamara (CHI)	*0	0	0	0	*0	0	1	1	*2	2	3	4	*4	4	5	5	*6	7	8	9	9
3	PAN Jiamin (CHN)	*0	1	2	2	*3	3	4	4	*5	6	6	7	*8	9	9	9	*10	11			
	LEONELLI Tamara (CHI)	0	0	*0	1	1	2	*2	3	3	3	*4	4	4	4	4	*5	6	6	6		

**Note:**

The "Greatest deficit overcome" only applies when the player ends up winning the game.

**Legend:**

 \* Server **No.** Number


**Match Results**

Résultats du match

**JUNG Young A (KOR) 3 - 2 SAINT-PIERRE Alexandra (FRA)**

Game Summary		Match	Game 1	Game 2	Game 3	Game 4	Game 5
<b>JUNG Young A</b>	KOR	<b>3</b>	10	11	9	12	11
SAINT-PIERRE Alexandra	FRA	<b>2</b>	12	7	11	10	8
Duration:		<b>48min</b>	9min	6min	9min	11min	9min

Match No.: 5 Table: 2

Umpires: MIGUEZ Carolina (ARG) KLECKER Roman (CZE)

Player Statistics	JUNG Young A (KOR)						SAINT-PIERRE Alexandra (FRA)					
	Game					Match	Game					Match
	1	2	3	4	5		1	2	3	4	5	
Points won	10	11	9	12	11	<b>53</b>	12	7	11	10	8	<b>48</b>
Biggest lead	5	4	2	2	4	<b>5</b>	2	1	2	4	1	<b>4</b>
Points won on own serve	6	5	5	8	7	<b>31</b>	7	4	6	7	5	<b>29</b>
Points lost on own serve	5	3	5	3	3	<b>19</b>	4	6	4	4	4	<b>22</b>
Most consecutive points won	3	4	2	4	4	<b>4</b>	4	3	2	2	2	<b>4</b>
Greatest deficit overcome	-	1	-	4	1	<b>4</b>	5	-	2	-	-	<b>5</b>

Game/Match Statistics	Game					Match
	1	2	3	4	5	
Longest rally (strokes)	7	11	10	12	10	<b>12</b>
Average rally	2	6	4	4	4	<b>4</b>

**Game Progress**

1	JUNG Young A (KOR)	*0	1	2	2	*3	4	5	5	*5	6	7	8	*8	8	8	8	*9	9	9	9	*10	10	10
	SAINT-PIERRE Alexandra (FRA)	0	0	*0	1	1	1	*1	2	3	3	*3	3	4	5	*6	7	7	8	*9	10	10	*11	12
2	JUNG Young A (KOR)	0	0	*1	1	2	2	*3	4	5	6	*6	6	6	7	*7	8	9	10	11				
	SAINT-PIERRE Alexandra (FRA)	*0	1	1	2	*2	3	3	3	*3	3	4	5	*6	6	7	7	*7	7	7				
3	JUNG Young A (KOR)	*0	1	1	2	*2	3	4	4	*4	5	5	6	*6	7	7	7	*8	8	8	9	9	9	9
	SAINT-PIERRE Alexandra (FRA)	0	0	*1	1	2	2	*2	3	4	4	*5	5	6	6	*7	8	8	9	*10	10	10	11	
4	JUNG Young A (KOR)	0	0	*0	1	1	2	*2	2	3	3	*3	4	5	5	*5	6	7	8	*9	9	10	*11	12
	SAINT-PIERRE Alexandra (FRA)	*0	1	2	2	*3	3	4	5	*5	6	7	7	*7	8	9	9	*9	9	9	10	*10	10	10
5	JUNG Young A (KOR)	*0	1	1	1	*2	2	3	3	*4	5	6	7	*7	8	9	9	*9	10	10	11			
	SAINT-PIERRE Alexandra (FRA)	0	0	*1	2	2	3	*3	4	4	4	*4	4	5	5	*5	6	7	7	*8	8			

**Note:**

The "Greatest deficit overcome" only applies when the player ends up winning the game.

**Legend:**

\* Server

No. Number





**Match Results**  
Résultats du match

**ZHANG Bian (CHN) 3 - 1 MOON Sunghye (KOR)**

Game Summary		Match	Game 1	Game 2	Game 3	Game 4	Game 5
ZHANG Bian	CHN	3	11	9	11	12	
MOON Sunghye	KOR	1	6	11	8	10	
Duration:		31min	5min	7min	7min	10min	

Match No.: 6 Table: 6

Umpires: WILLIAMS Jackie (GBR) KIVIMAKI Joonas (FIN)

Player Statistics	ZHANG Bian (CHN)					Match	MOON Sunghye (KOR)					Match	
	Game						Match	Game					
	1	2	3	4	5			1	2	3	4		5
Points won	11	9	11	12		43	6	11	8	10		35	
Biggest lead	5	2	3	4		5	-	2	4	1		4	
Points won on own serve	7	4	6	6		23	4	5	4	5		18	
Points lost on own serve	2	6	4	5		17	4	5	5	6		20	
Most consecutive points won	3	3	5	5		5	1	4	4	3		4	
Greatest deficit overcome	-	-	4	1		4	-	2	-	-		2	

Game/Match Statistics	Game					Match
	1	2	3	4	5	
Longest rally (strokes)	13	26	18	29		29
Average rally	6	7	7	8		7

**Game Progress**

1	ZHANG Bian (CHN)	*0	1	2	3	*3	4	5	5	*6	6	7	7	*8	8	9	9	*10	11					
	MOON Sunghye (KOR)	0	0	*0	0	1	1	*1	2	2	3	*3	4	4	5	*5	6	6	6					
2	ZHANG Bian (CHN)	0	1	*1	2	2	3	*4	4	5	5	*6	6	6	6	*7	8	9	9	*9	9	9		
	MOON Sunghye (KOR)	*0	0	1	1	*2	2	2	3	*3	4	4	5	*6	7	7	7	*7	8	9	10	11		
3	ZHANG Bian (CHN)	*0	0	0	0	*0	1	2	3	*4	5	5	6	*6	7	8	9	*9	9	10	11			
	MOON Sunghye (KOR)	0	1	*2	3	4	4	*4	4	4	4	*5	5	6	6	*6	6	7	8	*8	8			
4	ZHANG Bian (CHN)	0	0	*1	2	3	4	*5	5	5	5	*6	6	6	7	*7	8	9	9	*9	9	10	*11	12
	MOON Sunghye (KOR)	*0	1	1	1	*1	1	1	2	*3	4	4	5	*6	6	7	7	*7	8	9	10	*10	10	10

**Note:**  
The "Greatest deficit overcome" only applies when the player ends up winning the game.

**Legend:**  
\* Server  
No. Number



## Match Results

Résultats du match

PAN Jiamin (CHN) 3 - 1 JUNG Young A (KOR)

Game Summary		Match	Game 1	Game 2	Game 3	Game 4	Game 5
PAN Jiamin	CHN	3	9	11	11	12	
JUNG Young A	KOR	1	11	6	8	10	
Duration:		31min	7min	6min	7min	10min	

Match No.: 7 Table: 2

Umpires: LEONG Amanda Pei San (SGP) MIKITA Darek (CAN)

Player Statistics	PAN Jiamin (CHN)					Match	JUNG Young A (KOR)					Match
	Game						Game					
	1	2	3	4	5		1	2	3	4	5	
Points won	9	11	11	12		43	11	6	8	10		35
Biggest lead	4	6	3	2		6	2	-	1	4		4
Points won on own serve	5	5	6	5		21	6	3	4	4		17
Points lost on own serve	5	3	4	6		18	4	6	5	7		22
Most consecutive points won	3	6	3	4		6	4	3	3	5		5
Greatest deficit overcome	-	-	1	4		4	4	-	-	-		4

Game/Match Statistics	Game					Match
	1	2	3	4	5	
Longest rally (strokes)	12	9	13	7		13
Average rally	5	5	5	4		5

### Game Progress

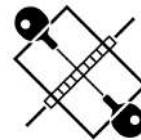
1	PAN Jiamin (CHN)	*0	1	2	3	*3	4	5	5	*5	5	5	6	*7	7	7	7	*8	8	9	9	9		
	JUNG Young A (KOR)	0	0	*0	0	1	1	*1	2	3	4	*5	5	5	6	*7	8	8	9	*9	10	11		
2	PAN Jiamin (CHN)	0	1	*2	3	4	5	*6	6	7	7	*7	7	8	8	*9	9	10	11					
	JUNG Young A (KOR)	*0	0	0	0	*0	0	0	1	*1	2	3	4	*4	5	5	6	*6	6					
3	PAN Jiamin (CHN)	*0	0	1	2	*3	3	4	4	*5	5	6	6	*7	8	8	8	*8	9	10	11			
	JUNG Young A (KOR)	0	1	*1	1	1	2	*2	3	3	4	*4	5	5	5	*6	7	8	8	*8	8			
4	PAN Jiamin (CHN)	0	0	*1	1	1	2	*3	4	4	4	*4	4	4	5	*5	6	7	8	*9	9	10	*11	12
	JUNG Young A (KOR)	*0	1	1	2	*3	3	3	3	*4	5	6	7	*8	8	9	9	*9	9	9	10	*10	10	10

### Note:

The "Greatest deficit overcome" only applies when the player ends up winning the game.

### Legend:

\* Server No. Number



## Match Results

Résultats du match

**ZHANG Bian (CHN) 3 - 1 PAN Jiamin (CHN)**

Game Summary		Match	Game 1	Game 2	Game 3	Game 4	Game 5
ZHANG Bian	CHN	3	11	9	11	12	
PAN Jiamin	CHN	1	3	11	5	10	
Duration:		28min	5min	7min	6min	8min	

Match No.: 8 Table: 2

Umpires: LEONG Amanda Pei San (SGP) MIKITA Darek (CAN)

Player Statistics	ZHANG Bian (CHN)					Match	PAN Jiamin (CHN)					Match
	Game						Game					
	1	2	3	4	5	1	2	3	4	5		
Points won	11	9	11	12		43	3	11	5	10		29
Biggest lead	8	5	6	6		8	1	2	2	1		2
Points won on own serve	7	3	5	6		21	2	4	2	5		13
Points lost on own serve	1	7	3	5		16	4	6	6	6		22
Most consecutive points won	6	5	7	5		7	2	5	3	5		5
Greatest deficit overcome	1	-	2	1		2	-	5	-	-		5

Game/Match Statistics	Game					Match
	1	2	3	4	5	
Longest rally (strokes)	22	30	28	23		30
Average rally	8	8	10	11		10

### Game Progress

1	ZHANG Bian (CHN)	*0   1   1   1   *2   3   4   5   *5   6   7   8   *9   10   11
	PAN Jiamin (CHN)	0   0   *1   2   2   2   *2   2   3   3   *3   3   3   3   3   3
2	ZHANG Bian (CHN)	0   1   *2   3   4   5   *5   5   5   6   *7   8   8   8   *8   8   8   9   *9   9   9   9
	PAN Jiamin (CHN)	*0   0   0   0   *0   0   1   2   *3   3   3   3   *4   5   6   7   *8   8   9   10   11
3	ZHANG Bian (CHN)	*0   0   0   1   *2   3   4   4   *4   4   5   6   *7   8   9   10   11
	PAN Jiamin (CHN)	0   1   *2   2   2   2   *2   3   4   5   *5   5   5   5   *5   5   5
4	ZHANG Bian (CHN)	0   1   *1   2   3   4   *5   6   6   7   *8   8   8   8   *8   8   9   9   *9   9   10   *11   12
	PAN Jiamin (CHN)	*0   0   1   1   *1   1   1   1   *2   2   2   3   *4   5   6   7   *7   8   9   10   *10   10   10

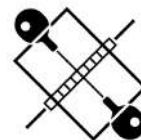
#### Note:

The "Greatest deficit overcome" only applies when the player ends up winning the game.

#### Legend:

\* Server

No. Number



### Player Statistics

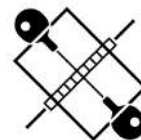
Statistiques du joueur

As of WED 4 SEP 2024

Name	NPC Code	Matches			Games			Points Won				Points Lost				Average Match Duration
		Played	Won	%Won	Played	Won	%Won	Total	Own Serve	Most Consecutive	Greatest Deficit Overcome	Total	Own Serve	Most Consecutive	Greatest Lead Lost	
ALABI Christiana	NGR	1	0	0%	4	1	25%	35	17	8	2	44	23	8	1	28min
JUNG Young A	KOR	2	1	50%	9	4	44%	88	48	5	4	91	41	6	5	40min
LEONELLI Tamara	CHI	2	1	50%	7	3	43%	65	31	8	1	68	34	8	2	22min
MARLINA Leli	INA	1	0	0%	3	0	0%	21	11	5	0	36	18	6	1	24min
MOON Sunghye	KOR	2	1	50%	7	4	57%	69	36	7	5	70	33	5	4	30min
PAN Jiamin	CHN	3	2	67%	11	7	64%	105	51	6	5	99	51	7	4	25min
SAINT-PIERRE Alexandra	FRA	1	0	0%	5	2	40%	48	29	4	5	53	22	4	4	48min
SRINGAM Panwas	THA	1	0	0%	3	0	0%	27	14	5	0	34	16	7	5	29min
ZHANG Bian	CHN	3	3	100%	11	9	82%	122	62	7	4	85	43	5	5	28min

**Note:**

The "Greatest deficit overcome" only applies when the player ends up winning the game and "Greatest lead lost" only when losing.



## Tournament Statistics

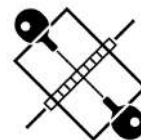
Statistiques du tournoi

As of WED 4 SEP 2024

Statistics	Round of 16	Quarterfinals	Semifinals	Finals	Total
<b>Matches</b> Total	1	4	2	1	8
Game Margin: 3:0		3 75%			3 38%
3:1	1 100%		2 100%	1 100%	4 50%
3:2		1 25%			1 13%
Invalid Results Mark					
Duration: Total	28min	1h56min	1h2min	28min	3h54min
Longest	28min	48min	31min	28min	48min
Shortest	28min	15min	31min	28min	15min
Average	28min	29min	31min	28min	29min
<b>Games</b> Total	4	14	8	4	30
Point Margin: 11					
10					
9					
8				1 25%	1 3%
7		1 7%			1 3%
6	1 25%	1 7%		1 25%	3 10%
5		2 14%	2 25%		4 13%
4		1 7%			1 3%
3	1 25%	2 14%	2 25%		5 17%
2	2 50%	7 50%	4 50%	2 50%	15 50%
Invalid Results Mark					
Duration: Total	26min	1h48min	59min	26min	3h39min
Longest	8min	12min	10min	8min	12min
Shortest	5min	4min	5min	5min	4min
Average	7min	8min	7min	7min	7min
<b>Points</b> Total	79	273	156	72	580
Per game	19.75	19.50	19.50	18.00	19.33
Most consecutive won	8	7	6	7	8
Greatest deficit overcome	2	5	4	5	5
Longest rally	12	56	29	30	56
Average rally	4	5	6	9	6

**Note:**

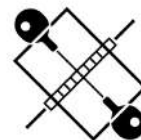
The "Greatest deficit overcome" only applies when the player ends up winning the game.



**Entry List by Event**  
Liste d'inscriptions par épreuve  
As of SAT 24 AUG 2024

<b>NPC</b>	<b>Name</b>	<b>Date of Birth</b>	<b>Qualification Pathway</b>	<b>World Ranking</b>
<b>CHN - People's Republic of China</b>	JIN Yucheng	25 MAY 2008	QR	9
<b>EGY - Egypt</b>	HAMMAD Hanaa	21 JUN 1979	CQ	10
<b>FRA - France</b>	CAILLAUD Morgen	29 JAN 2002	QR	7
<b>GBR - Great Britain</b>	PICKARD Felicity	17 JUL 1994	QR	4
<b>GER - Germany</b>	GREBE Stephanie	24 SEP 1987	QR	2
<b>IRQ - Iraq</b>	AL-DAYYENI Najlah	1 DEC 2004	CQ	3
<b>NOR - Norway</b>	TVEITEN Merethe	10 JUL 1995	QR	11
<b>NPA - Neutral Paralympic Athletes</b>	ALIEVA Maliak	8 MAR 1995	QT	8
<b>POL - Poland</b>	MARSZAL Katarzyna	18 JUN 1985	QR	5
<b>ROU - Romania</b>	CIRIPAN Camelia	16 NOV 1978	QI	6
<b>UKR - Ukraine</b>	LYTOVCHENKO Maryna	26 MAY 1991	CQ	1

<b>Legend:</b>			
<b>CQ</b>	Continental Qualification	<b>QI</b>	Qualified by Invitation
<b>QT</b>	Qualification Tournament	<b>QR</b>	World Ranking



**Draw**  
Tableau d'élimination

Round of 16	NPC Code	Quarterfinals	NPC Code	Semifinals	NPC Code	Finals	NPC Code	Final Ranking
LYTOVCHENKO M	UKR	LYTOVCHENKO M	UKR	LYTOVCHENKO M	UKR	LYTOVCHENKO M	UKR	1 AL-DAYYENI Najlah IRQ
BYE				3-0 (11:6, 11:7, 11:3)		3-0 (11:5, 11:7, 11:5)		2 LYTOVCHENKO M UKR
JIN Yucheng	CHN	MARSZAL K	POL					3 ALIEVA Maliak NPA
MARSZAL Katarzyna	POL	3-1 (11:6, 8:11, 11:8, 11:7)						3 CIRIPAN Camelia ROU
CIRIPAN Camelia	ROU	CIRIPAN Camelia	ROU	CIRIPAN Camelia	ROU			5 CAILLAUD Morgen FRA
TVEITEN Merethe	NOR	3-0 (11:6, 11:4, 11:5)		3-2 (6:11, 8:11, 12:10, 11:8, 11:8)				5 GREBE Stephanie GER
BYE								5 MARSZAL Katarzyna POL
PICKARD Felicity	GBR	PICKARD Felicity	GBR					5 PICKARD Felicity GBR
AL-DAYYENI Najlah	IRQ	AL-DAYYENI Najlah	IRQ	AL-DAYYENI Najlah	IRQ	AL-DAYYENI Najlah	IRQ	9 HAMMAD Hanaa EGY
BYE				3-0 (11:4, 11:6, 11:2)		3-1 (8:11, 12:10, 11:8, 11:9)		9 JIN Yucheng CHN
HAMMAD Hanaa	EGY	CAILLAUD Morgen	FRA					9 TVEITEN Merethe NOR
CAILLAUD Morgen	FRA	3-0 (11:4, 12:10, 11:9)						
ALIEVA Maliak	NPA	ALIEVA Maliak	NPA	ALIEVA Maliak	NPA			
BYE				3-0 (11:8, 11:3, 11:6)				
BYE		GREBE Stephanie	GER					
GREBE Stephanie	GER							

**GOLD**

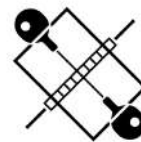
AL-DAYYENI Najlah IRQ  
3-1 (8:11, 11:4, 12:10, 11:8)

**SILVER**

LYTOVCHENKO M UKR

**BRONZE**

ALIEVA Maliak NPA  
CIRIPAN Camelia ROU



**Match Results**  
Résultats du match

JIN Yucheng (CHN) **1 - 3** MARSZAL Katarzyna (POL)

Game Summary		Match	Game 1	Game 2	Game 3	Game 4	Game 5
JIN Yucheng	CHN	1	6	11	8	7	
MARSZAL Katarzyna	POL	3	11	8	11	11	
Duration:		30min	6min	6min	7min	8min	

Match No.: 1 Table: 5

Umpires: COME Corinne (FRA) ABDELAZIZ Lamia (EGY)

Player Statistics	JIN Yucheng (CHN)					Match	MARSZAL Katarzyna (POL)					Match
	Game						Game					
	1	2	3	4	5		1	2	3	4	5	
Points won	6	11	8	7		32	11	8	11	11		41
Biggest lead	-	5	1	2		5	6	-	4	4		6
Points won on own serve	5	7	3	4		19	8	5	5	5		23
Points lost on own serve	3	3	6	6		18	1	4	5	3		13
Most consecutive points won	2	4	5	3		5	6	4	4	4		6
Greatest deficit overcome	-	-	-	-		-	-	-	1	2		2

Game/Match Statistics	Game					Match
	1	2	3	4	5	
Longest rally (strokes)	12	15	8	15		15
Average rally	6	5	5	6		5

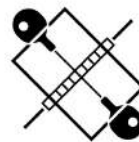
**Game Progress**

1 JIN Yucheng (CHN)	0	0	*0	0	0	0	*0	1	2	2	*3	4	4	4	*4	5	6	6		
MARSZAL Katarzyna (POL)	*0	1	2	3	*4	5	6	6	*6	7	7	7	*8	9	10	10	*10	11		
2 JIN Yucheng (CHN)	*0	1	2	2	*3	4	5	6	*6	6	7	8	*8	9	9	9	*9	9	10	11
MARSZAL Katarzyna (POL)	0	0	*0	1	1	1	*1	1	2	3	*3	3	4	4	*5	6	7	8	*8	8
3 JIN Yucheng (CHN)	0	0	*0	0	0	1	*2	3	4	5	*5	5	6	6	*6	6	6	7	*8	8
MARSZAL Katarzyna (POL)	*0	1	2	3	*4	4	4	*4	4	5	6	*6	7	8	9	*10	10	10	11	11
4 JIN Yucheng (CHN)	*0	0	1	1	*2	2	3	4	*5	5	5	5	*5	6	7	7	*7	7	7	7
MARSZAL Katarzyna (POL)	0	1	*1	2	2	3	*3	3	3	4	*5	6	7	7	*7	8	9	10	11	11

**Note:**  
The "Greatest deficit overcome" only applies when the player ends up winning the game.

**Legend:**  
\* Server **No.** Number




**Match Results**

Résultats du match

**CIRIPAN Camelia (ROU) 3 - 0 TVEITEN Merethe (NOR)**

Game Summary		Match	Game 1	Game 2	Game 3	Game 4	Game 5
CIRIPAN Camelia	ROU	3	11	11	11		
TVEITEN Merethe	NOR	0	6	4	5		
Duration:		16min	5min	4min	5min		

Match No.: 2 Table: 1

Umpires: KLECKER Roman (CZE) SIMON Jacky (FRA)

Player Statistics	CIRIPAN Camelia (ROU)					Match	TVEITEN Merethe (NOR)					Match
	Game						Game					
	1	2	3	4	5		1	2	3	4	5	
Points won	11	11	11			33	6	4	5			15
Biggest lead	5	7	6			7	2	-	-			2
Points won on own serve	5	7	6			18	3	3	3			9
Points lost on own serve	3	1	2			6	6	4	5			15
Most consecutive points won	4	3	3			4	3	1	2			3
Greatest deficit overcome	2	-	-			2	-	-	-			-

Game/Match Statistics	Game					Match
	1	2	3	4	5	
Longest rally (strokes)	15	17	11			17
Average rally	6	6	6			6

**Game Progress**

1	CIRIPAN Camelia (ROU)	0	0	*1	2	2	2	*2	3	4	5	*6	6	7	8	*9	9	10	11
	TVEITEN Merethe (NOR)	*0	1	1	1	*2	3	4	4	*4	4	4	5	*5	5	5	6	*6	6
2	CIRIPAN Camelia (ROU)	*0	1	2	3	*3	4	5	5	*6	7	8	8	*9	9	10	11		
	TVEITEN Merethe (NOR)	0	0	*0	0	1	1	*1	2	2	2	*2	3	3	4	*4	4		
3	CIRIPAN Camelia (ROU)	0	1	*2	3	3	4	*5	5	6	6	*6	7	8	9	*9	10	11	
	TVEITEN Merethe (NOR)	*0	0	0	0	*1	1	1	2	*2	3	4	4	*4	4	5	5	5	

**Note:**

The "Greatest deficit overcome" only applies when the player ends up winning the game.

**Legend:**

 \* Server **No.** Number



**Match Results**  
Résultats du match

HAMMAD Hanaa (EGY) **0 - 3** CAILLAUD Morgen (FRA)

Game Summary		Match	Game 1	Game 2	Game 3	Game 4	Game 5
HAMMAD Hanaa	EGY	0	4	10	9		
CAILLAUD Morgen	FRA	3	11	12	11		
Duration:		23min	5min	8min	8min		

Match No.: 3 Table: 1

Umpires: MIKITA Darek (CAN) RUANGVIRIYACHAI Pairuch (THA)

Player Statistics	HAMMAD Hanaa (EGY)					Match	CAILLAUD Morgen (FRA)					Match
	Game						1	2	3	4	5	
	1	2	3	4	5							
Points won	4	10	9			23	11	12	11			34
Biggest lead	1	3	2			3	7	2	2			7
Points won on own serve	1	3	5			9	5	4	6			15
Points lost on own serve	6	8	5			19	3	7	4			14
Most consecutive points won	3	3	3			3	8	3	3			8
Greatest deficit overcome	-	-	-			-	1	3	2			3

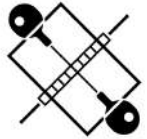
Game/Match Statistics	Game					Match
	1	2	3	4	5	
Longest rally (strokes)	5	8	12			12
Average rally	3	4	4			4

**Game Progress**

1	HAMMAD Hanaa (EGY)	0	1	*1	1	1	2	*3	4	4	4	*4	4	4	4	*4	4							
	CAILLAUD Morgen (FRA)	*0	0	1	2	*3	3	3	3	*4	5	6	7	*8	9	10	11							
2	HAMMAD Hanaa (EGY)	*0	0	1	2	*3	3	4	4	*5	5	5	6	*7	7	8	9	*9	9	9	10	*10	10	10
	CAILLAUD Morgen (FRA)	0	1	*1	1	1	2	*2	3	3	4	*5	5	5	6	*6	6	7	8	*9	9	10	*11	12
3	HAMMAD Hanaa (EGY)	0	0	*1	2	3	3	*4	4	5	5	*5	5	6	6	*7	7	7	8	*8	9	9		
	CAILLAUD Morgen (FRA)	*0	1	1	1	*1	2	2	3	*3	4	5	6	*6	7	7	8	*9	9	10	10	10	11	

**Note:**  
The "Greatest deficit overcome" only applies when the player ends up winning the game.

**Legend:**  
\* Server **No.** Number



**Match Results**  
Résultats du match

**LYTOVCHENKO Maryna (UKR) 3 - 0 MARSZAL Katarzyna (POL)**

Game Summary		Match	Game 1	Game 2	Game 3	Game 4	Game 5
LYTOVCHENKO Maryna	UKR	3	11	11	11		
MARSZAL Katarzyna	POL	0	6	7	3		
Duration:		17min	5min	5min	6min		

Match No.: 4 Table: 3

Umpires: PINKEWICH Marie (AUS) COME Corinne (FRA)

Player Statistics	LYTOVCHENKO Maryna (UKR)					Match	MARSZAL Katarzyna (POL)					Match
	Game						Game					
	1	2	3	4	5	1	2	3	4	5		
Points won	11	11	11			33	6	7	3			16
Biggest lead	5	4	8			8	-	2	1			2
Points won on own serve	6	6	6			18	3	5	1			9
Points lost on own serve	3	2	2			7	5	5	5			15
Most consecutive points won	4	4	7			7	2	2	1			2
Greatest deficit overcome	-	2	1			2	-	-	-			-

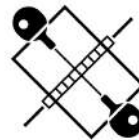
Game/Match Statistics	Game					Match
	1	2	3	4	5	
Longest rally (strokes)	9	10	15			15
Average rally	4	4	6			5

**Game Progress**

1	LYTOVCHENKO Maryna (UKR)	*0	1	2	2	*3	3	3	4	*4	5	6	7	*8	8	9	9	*10	11	
	MARSZAL Katarzyna (POL)	0	0	*0	1	1	2	*3	3	4	4	*4	4	4	5	*5	6	6	6	
2	LYTOVCHENKO Maryna (UKR)	0	0	*1	1	2	2	*2	3	4	5	*5	6	7	8	*9	9	10	10	11
	MARSZAL Katarzyna (POL)	*0	1	1	2	*2	3	4	4	*4	4	5	5	*5	5	5	6	*6	7	7
3	LYTOVCHENKO Maryna (UKR)	*0	0	1	2	*3	4	5	6	*7	7	8	9	*9	10	11				
	MARSZAL Katarzyna (POL)	0	1	*1	1	1	1	*1	1	1	2	*2	2	3	3	3				

**Note:**  
The "Greatest deficit overcome" only applies when the player ends up winning the game.

**Legend:**  
\* Server  
**No.** Number



### Match Results

Résultats du match

**CIRIPAN Camelia (ROU) 3 - 2 PICKARD Felicity (GBR)**

Game Summary		Match	Game 1	Game 2	Game 3	Game 4	Game 5
CIRIPAN Camelia	ROU	3	6	8	12	11	11
PICKARD Felicity	GBR	2	11	11	10	8	8
Duration:		40min	6min	8min	10min	8min	8min

Match No.: 5 Table: 1

Umpires: SIMON Jacky (FRA) de HAUTECLOCQUE Donatien (FRA)

Player Statistics	CIRIPAN Camelia (ROU)						PICKARD Felicity (GBR)					
	Game					Match	Game					Match
	1	2	3	4	5		1	2	3	4	5	
Points won	6	8	12	11	11	48	11	11	10	8	8	48
Biggest lead	-	2	2	3	4	4	5	3	2	3	-	5
Points won on own serve	4	5	5	4	6	24	7	6	4	2	5	24
Points lost on own serve	4	5	6	6	3	24	2	3	7	7	5	24
Most consecutive points won	2	2	4	2	3	4	5	4	4	3	2	5
Greatest deficit overcome	-	-	2	3	-	3	-	2	-	-	-	2

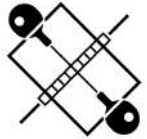
Game/Match Statistics	Game					Match
	1	2	3	4	5	
Longest rally (strokes)	13	24	17	29	29	29
Average rally	6	11	9	8	10	9

#### Game Progress

1	CIRIPAN Camelia (ROU)	0	0	*0	1	1	2	*2	3	4	4	*5	5	5	5	*5	5	6	6	PICKARD Felicity (GBR)	*0	1	2	2	*3	3	4	4	*4	5	5	6	*7	8	9	10	*10	11										
2	CIRIPAN Camelia (ROU)	*0	1	2	2	*3	3	3	3	*4	5	5	5	*5	5	6	6	*7	8	8	8	PICKARD Felicity (GBR)	0	0	*0	1	1	2	*3	4	4	4	*5	6	7	8	*8	9	9	9	*10	11						
3	CIRIPAN Camelia (ROU)	0	1	*1	1	2	3	*4	4	5	5	*5	5	5	6	*6	7	8	9	*10	10	10	*11	12	PICKARD Felicity (GBR)	*0	0	1	2	*2	2	2	3	*3	4	5	6	*7	7	8	8	*8	8	8	9	*10	10	10
4	CIRIPAN Camelia (ROU)	*0	0	0	0	*1	2	2	3	*4	4	5	6	*6	7	7	8	*9	9	10	11	PICKARD Felicity (GBR)	0	1	*2	3	3	3	*4	4	4	5	*5	5	6	6	*7	7	7	8	*8	8						
5	CIRIPAN Camelia (ROU)	0	1	*1	2	2	3	*4	4	5	5	*6	7	7	7	*8	9	10	10	*10	11	PICKARD Felicity (GBR)	*0	0	1	1	*2	2	2	3	*3	4	4	4	*5	6	6	6	*6	7	8	8						

Note: The "Greatest deficit overcome" only applies when the player ends up winning the game.

Legend:  
\* Server No. Number



### Match Results

Résultats du match

AL-DAYYENI Najlah (IRQ) 3 - 0 CAILLAUD Morgen (FRA)

Game Summary		Match	Game 1	Game 2	Game 3	Game 4	Game 5
AL-DAYYENI Najlah	IRQ	3	11	11	11		
CAILLAUD Morgen	FRA	0	4	6	2		
Duration:		17min	5min	7min	4min		

Match No.: 6 Table: 3

Umpires: ABDULLAH Diana (MAS) GERSDORF Anja (GER)

Player Statistics	AL-DAYYENI Najlah (IRQ)					Match	CAILLAUD Morgen (FRA)					Match	
	Game						Match	Game					
	1	2	3	4	5			1	2	3	4		5
Points won	11	11	11			33	4	6	2			12	
Biggest lead	7	5	9			9	1	1	1			1	
Points won on own serve	5	5	6			16	1	3	1			5	
Points lost on own serve	3	3	1			7	6	6	5			17	
Most consecutive points won	6	6	10			10	1	2	1			2	
Greatest deficit overcome	1	1	1			1	-	-	-			-	

Game/Match Statistics	Game					Match
	1	2	3	4	5	
Longest rally (strokes)	26	33	9			33
Average rally	6	8	5			7

#### Game Progress

1	AL-DAYYENI Najlah (IRQ)	*0	0	1	1	*2	3	3	4	*5	6	7	8	*9	9	10	11		
	CAILLAUD Morgen (FRA)	0	1	*1	2	2	*3	3	3	3	*3	3	3	4	*4	4			
2	AL-DAYYENI Najlah (IRQ)	0	1	*1	1	2	2	*3	3	4	4	*5	6	7	8	*9	10	11	
	CAILLAUD Morgen (FRA)	*0	0	1	2	*2	3	3	4	*4	5	5	5	*5	5	5	5	*6	6
3	AL-DAYYENI Najlah (IRQ)	*0	0	1	2	*3	4	5	6	*7	8	9	10	*10	11				
	CAILLAUD Morgen (FRA)	0	1	*1	1	1	1	*1	1	1	1	*1	1	2	2				

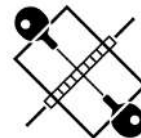
#### Note:

The "Greatest deficit overcome" only applies when the player ends up winning the game.

#### Legend:

\* Server

No. Number



**Match Results**  
R sultats du match

**ALIEVA Maliak (NPA) 3 - 0 GREBE Stephanie (GER)**

Game Summary		Match	Game 1	Game 2	Game 3	Game 4	Game 5
<b>ALIEVA Maliak</b>	<b>NPA</b>	<b>3</b>	11	11	11		
<b>GREBE Stephanie</b>	<b>GER</b>	<b>0</b>	8	3	6		
Duration:		<b>16min</b>	5min	4min	6min		

Match No.: 7 Table: 1  
Umpires: LONGEPE Louis Jean (FRA) GALLEGO David (COL)

Player Statistics	ALIEVA Maliak (NPA)					Match	GREBE Stephanie (GER)					Match
	Game						Game					
	1	2	3	4	5	1	2	3	4	5		
Points won	11	11	11			<b>33</b>	8	3	6			<b>17</b>
Biggest lead	3	8	5			<b>8</b>	2	-	1			<b>2</b>
Points won on own serve	4	7	5			<b>16</b>	3	2	3			<b>8</b>
Points lost on own serve	5	1	3			<b>9</b>	7	4	6			<b>17</b>
Most consecutive points won	4	6	6			<b>6</b>	2	2	2			<b>2</b>
Greatest deficit overcome	2	-	1			<b>2</b>	-	-	-			-

Game/Match Statistics	Game					Match
	1	2	3	4	5	
Longest rally (strokes)	11	11	7			<b>11</b>
Average rally	5	5	4			<b>5</b>

**Game Progress**

1 <b>ALIEVA Maliak (NPA)</b>	0	0	*1	2	2	3	*3	4	4	4	*5	5	5	6	*7	7	8	9	*10	<b>11</b>
GREBE Stephanie (GER)	*0	1	1	1	*2	2	3	3	*4	5	5	6	*7	7	7	8	*8	8	8	<b>8</b>
2 <b>ALIEVA Maliak (NPA)</b>	*0	1	2	3	*4	4	5	5	*5	6	7	8	*9	10	<b>11</b>					
GREBE Stephanie (GER)	0	0	*0	0	0	1	*1	2	3	3	*3	3	3	3	<b>3</b>					
3 <b>ALIEVA Maliak (NPA)</b>	0	0	*1	2	3	4	*5	6	6	7	*7	7	8	9	*9	10	10	<b>11</b>		
GREBE Stephanie (GER)	*0	1	1	1	*1	1	1	1	*2	2	3	4	*4	4	5	5	*6	<b>6</b>		

**Note:**  
The "Greatest deficit overcome" only applies when the player ends up winning the game.

**Legend:**  
\* Server **No.** Number



### Match Results

Résultats du match

**LYTOVCHENKO Maryna (UKR) 3 - 0 CIRIPAN Camelia (ROU)**

Game Summary		Match	Game 1	Game 2	Game 3	Game 4	Game 5
LYTOVCHENKO Maryna	UKR	3	11	11	11		
CIRIPAN Camelia	ROU	0	5	7	5		
Duration:		15min	4min	4min	5min		

Match No.: 8 Table: 3

Umpires: ABDULLAH Diana (MAS) REZAIE JAHDKON Simin (IRI)

Player Statistics	LYTOVCHENKO Maryna (UKR)					Match	CIRIPAN Camelia (ROU)					Match
	Game						Game					
	1	2	3	4	5	1	2	3	4	5		
Points won	11	11	11			33	5	7	5			17
Biggest lead	7	6	7			7	-	-	-			-
Points won on own serve	6	4	7			17	3	3	4			10
Points lost on own serve	2	4	1			7	5	7	4			16
Most consecutive points won	4	4	7			7	2	3	2			3
Greatest deficit overcome	-	-	-			-	-	-	-			-

Game/Match Statistics	Game					Match
	1	2	3	4	5	
Longest rally (strokes)	10	13	8			13
Average rally	4	5	4			4

#### Game Progress

1	LYTOVCHENKO Maryna (UKR)	*0	1	2	3	*3	4	5	6	*7	7	8	8	*9	10	10	10	11		
	CIRIPAN Camelia (ROU)	0	0	*0	0	1	1	*1	1	1	2	*2	3	3	3	*4	5	5		
2	LYTOVCHENKO Maryna (UKR)	0	1	*1	2	3	3	*4	4	5	6	*7	8	8	9	*10	10	10	10	11
	CIRIPAN Camelia (ROU)	*0	0	1	1	*1	2	2	3	*3	3	3	3	*4	4	4	5	*6	7	7
3	LYTOVCHENKO Maryna (UKR)	*0	1	2	2	*2	3	4	5	*6	7	8	9	*9	10	10	10	11		
	CIRIPAN Camelia (ROU)	0	0	*0	1	2	2	*2	2	2	2	*2	2	3	3	*4	5	5		

#### Note:

The "Greatest deficit overcome" only applies when the player ends up winning the game.

#### Legend:

\* Server      No. Number



### Match Results

Résultats du match

**AL-DAYYENI Najlah (IRQ) 3 - 1 ALIEVA Maliak (NPA)**

Game Summary		Match	Game 1	Game 2	Game 3	Game 4	Game 5
<b>AL-DAYYENI Najlah</b>	IRQ	<b>3</b>	8	12	11	11	
ALIEVA Maliak	NPA	<b>1</b>	11	10	8	9	
Duration:		<b>25min</b>	5min	6min	5min	7min	

Match No.: 9 Table: 3

Umpires: LONGEPE Louis Jean (FRA) GALLEGO David (COL)

Player Statistics	AL-DAYYENI Najlah (IRQ)					Match	ALIEVA Maliak (NPA)					Match
	Game						Game					
	1	2	3	4	5	1	2	3	4	5		
Points won	8	12	11	11		<b>42</b>	11	10	8	9		<b>38</b>
Biggest lead	-	2	3	3		<b>3</b>	4	2	1	1		<b>4</b>
Points won on own serve	5	9	6	5		<b>25</b>	7	8	5	4		<b>24</b>
Points lost on own serve	4	2	3	5		<b>14</b>	3	3	5	6		<b>17</b>
Most consecutive points won	3	3	3	3		<b>3</b>	3	3	2	2		<b>3</b>
Greatest deficit overcome	-	2	1	1		<b>2</b>	-	-	-	-		-

Game/Match Statistics	Game					Match
	1	2	3	4	5	
Longest rally (strokes)	16	16	24	17		<b>24</b>
Average rally	6	6	6	5		<b>6</b>

**Game Progress**

1	AL-DAYYENI Najlah (IRQ)	0	0	*0	0	1	1	*2	3	3	3	*3	4	5	6	*6	6	7	8	*8	<b>8</b>			
	ALIEVA Maliak (NPA)	*0	1	2	3	*3	4	4	4	*5	6	7	7	*7	7	8	9	*9	9	10	<b>11</b>			
2	AL-DAYYENI Najlah (IRQ)	*0	1	1	1	*2	3	3	3	*3	4	5	5	*5	6	7	7	*7	8	9	9	*10	11	<b>12</b>
	ALIEVA Maliak (NPA)	0	0	*1	2	2	2	*3	4	5	5	*5	6	7	7	*7	8	9	9	*9	10	10	*10	<b>10</b>
3	AL-DAYYENI Najlah (IRQ)	0	0	*1	2	2	2	*3	4	4	5	*5	6	7	8	*8	9	9	10	*10	<b>11</b>			
	ALIEVA Maliak (NPA)	*0	1	1	1	*2	3	3	3	*4	4	5	5	*5	5	6	6	*7	7	8	<b>8</b>			
4	AL-DAYYENI Najlah (IRQ)	*0	1	2	2	*3	3	4	4	*5	6	6	6	*7	7	7	8	*8	8	9	10	<b>11</b>		
	ALIEVA Maliak (NPA)	0	0	*0	1	1	2	*2	3	3	3	*4	5	5	6	*7	7	8	9	*9	9	<b>9</b>		

**Note:**  
The "Greatest deficit overcome" only applies when the player ends up winning the game.

**Legend:**  
\* Server  
No. Number





**Match Results**  
Résultats du match

LYTOVCHENKO Maryna (UKR) **1 - 3** AL-DAYYENI Najlah (IRQ)

Game Summary		Match	Game 1	Game 2	Game 3	Game 4	Game 5
LYTOVCHENKO Maryna	UKR	1	11	4	10	8	
AL-DAYYENI Najlah	IRQ	3	8	11	12	11	
Duration:		27min	5min	4min	7min	9min	

Match No.: 10 Table: 1  
Umpires: LABRUE Jacques (FRA) KLECKER Roman (CZE)

Player Statistics	LYTOVCHENKO Maryna (UKR)					Match	AL-DAYYENI Najlah (IRQ)					Match
	Game						Game					
	1	2	3	4	5		1	2	3	4	5	
Points won	11	4	10	8		33	8	11	12	11		42
Biggest lead	4	1	-	3		4	-	7	5	4		7
Points won on own serve	5	1	4	3		13	3	5	5	5		18
Points lost on own serve	5	6	7	6		24	6	3	6	5		20
Most consecutive points won	4	1	3	3		4	2	6	5	5		6
Greatest deficit overcome	-	-	-	-		-	-	1	-	3		3

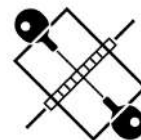
Game/Match Statistics	Game					Match
	1	2	3	4	5	
Longest rally (strokes)	14	13	14	14		14
Average rally	6	5	7	7		6

**Game Progress**

1	LYTOVCHENKO Maryna (UKR)	*0	1	1	2	*3	4	5	5	*6	6	6	7	*8	8	9	9	*9	10	10	11			
	AL-DAYYENI Najlah (IRQ)	0	0	*1	1	1	1	*1	2	2	3	*4	4	4	5	*5	6	7	7	*8	8			
2	LYTOVCHENKO Maryna (UKR)	0	1	*1	1	1	2	*2	2	2	*2	2	3	3	*4	4								
	AL-DAYYENI Najlah (IRQ)	*0	0	1	2	*3	3	4	5	*6	7	8	9	*9	10	10	11							
3	LYTOVCHENKO Maryna (UKR)	*0	0	0	0	*0	0	1	2	*3	3	4	5	*6	6	6	6	*7	8	9	9	*10	10	10
	AL-DAYYENI Najlah (IRQ)	0	1	*2	3	4	5	*5	5	5	6	*6	6	6	7	*8	9	9	9	*9	10	10	*11	12
4	LYTOVCHENKO Maryna (UKR)	0	1	*2	3	3	3	*3	3	4	4	*5	6	6	6	*6	6	6	7	*8	8			
	AL-DAYYENI Najlah (IRQ)	*0	0	0	0	*1	2	3	4	*4	5	5	5	*6	7	8	9	*10	10	10	11			

**Note:**  
The "Greatest deficit overcome" only applies when the player ends up winning the game.

**Legend:**  
\* Server **No.** Number



### Player Statistics

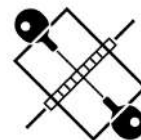
Statistiques du joueur

As of SAT 7 SEP 2024

Name	NPC Code	Matches			Games			Points Won				Points Lost				Average Match Duration
		Played	Won	%Won	Played	Won	%Won	Total	Own Serve	Most Consecutive	Greatest Deficit Overcome	Total	Own Serve	Most Consecutive	Greatest Lead Lost	
AL-DAYYENI Najlah	IRQ	3	3	100%	11	9	82%	117	59	10	3	83	41	4	0	23min
ALIEVA Maliak	NPA	2	1	50%	7	4	57%	71	40	6	2	59	26	3	2	21min
CAILLAUD Morgen	FRA	2	1	50%	6	3	50%	46	20	8	3	56	31	10	1	20min
CIRIPAN Camelia	ROU	3	2	67%	11	6	55%	98	52	4	3	96	46	7	2	24min
GREBE Stephanie	GER	1	0	0%	3	0	0%	17	8	2	0	33	17	6	2	16min
HAMMAD Hanaa	EGY	1	0	0%	3	0	0%	23	9	3	0	34	19	8	3	23min
JIN Yucheng	CHN	1	0	0%	4	1	25%	32	19	5	0	41	18	6	2	30min
LYTOVCHENKO Maryna	UKR	3	2	67%	10	7	70%	99	48	7	2	75	38	6	3	20min
MARSZAL Katarzyna	POL	2	1	50%	7	3	43%	57	32	6	2	65	28	7	2	24min
PICKARD Felicity	GBR	1	0	0%	5	2	40%	48	24	5	2	48	24	4	3	40min
TVEITEN Merethe	NOR	1	0	0%	3	0	0%	15	9	3	0	33	15	4	2	16min

**Note:**

The "Greatest deficit overcome" only applies when the player ends up winning the game and "Greatest lead lost" only when losing.



### Tournament Statistics

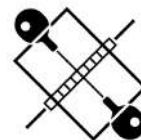
Statistiques du tournoi

As of SAT 7 SEP 2024

Statistics	Round of 16	Quarterfinals	Semifinals	Finals	Total
<b>Matches</b> Total	3	4	2	1	10
Game Margin: 3:0	2 67%	3 75%	1 50%		6 60%
3:1	1 33%		1 50%	1 100%	3 30%
3:2		1 25%			1 10%
Invalid Results Mark					
Duration: Total	1h9min	1h30min	40min	27min	3h46min
Longest	30min	40min	25min	27min	40min
Shortest	16min	16min	15min	27min	15min
Average	23min	23min	20min	27min	23min
<b>Games</b> Total	10	14	7	4	35
Point Margin: 11					
10					
9		1 7%			1 3%
8		2 14%			2 6%
7	2 20%	1 7%		1 25%	4 11%
6	1 10%		2 29%		3 9%
5	2 20%	4 29%			6 17%
4	1 10%	1 7%	1 14%		3 9%
3	2 20%	4 29%	2 29%	2 50%	10 29%
2	2 20%	1 7%	2 29%	1 25%	6 17%
Invalid Results Mark					
Duration: Total	1h2min	1h27min	36min	25min	3h30min
Longest	8min	10min	7min	9min	10min
Shortest	4min	4min	4min	4min	4min
Average	6min	6min	5min	6min	6min
<b>Points</b> Total	178	240	130	75	623
Per game	17.80	17.14	18.57	18.75	17.80
Most consecutive won	8	10	7	6	10
Greatest deficit overcome	3	3	2	3	3
Longest rally	17	33	24	14	33
Average rally	5	7	5	6	6

**Note:**

The "Greatest deficit overcome" only applies when the player ends up winning the game.

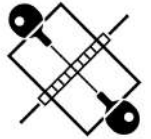


**Entry List by Event**  
Liste d'inscriptions par épreuve  
As of SAT 24 AUG 2024

NPC	Name	Date of Birth	Qualification Pathway	World Ranking
<b>CHN - People's Republic of China</b>	WANG Rui	29 AUG 1993	CQ	3
<b>EGY - Egypt</b>	ABDELAZIZ Samah	31 JAN 1988	CQ	10
<b>GBR - Great Britain</b>	TWOMEY Bly	27 APR 2010	QR	4
<b>KOR - Republic of Korea</b>	KIM Seongok	27 MAR 1967	QR	5
<b>MEX - Mexico</b>	PEREZ Claudia	24 FEB 1971	CQ	9
<b>NED - Netherlands</b>	van ZON Kelly	15 SEP 1987	QR	1
<b>NOR - Norway</b>	KORNELIUSSEN Nora	28 APR 1999	QR	8
	SLETTUM Jenny Helene	16 APR 2005	QR	11
<b>SWE - Sweden</b>	SAND Smilla	19 FEB 2002	QI	6
<b>TUR - Türkiye</b>	KORKUT Kubra	20 JAN 1994	CQ	2

**Legend:**

<b>CQ</b>	Continental Qualification	<b>QI</b>	Qualified by Invitation	<b>QR</b>	World Ranking
-----------	---------------------------	-----------	-------------------------	-----------	---------------



**Draw**  
Tableau d'élimination

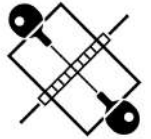
Round of 16	NPC Code	Quarterfinals	NPC Code	Semifinals	NPC Code	Finals	NPC Code
van ZON Kelly	NED	van ZON Kelly	NED	van ZON Kelly	NED	van ZON Kelly	NED
BYE				<b>3-0</b> (11:4, 11:3, 11:7)		<b>3-1</b> (9:11, 11:3, 11:6, 11:6)	
BYE		KORNELIUSSEN N	NOR				
KORNELIUSSEN N	NOR						
KIM Seongok	KOR	KIM Seongok	KOR	WANG Rui	CHN		
ABDELAZIZ Samah	EGY	<b>3-0</b> (11:2, 11:8, 11:5)		<b>3-0</b> (12:10, 11:6, 11:4)			
BYE							
WANG Rui	CHN						
TWOMEY Bly	GBR	TWOMEY Bly	GBR	TWOMEY Bly	GBR	van ZON Kelly	NED
BYE				<b>3-0</b> (11:2, 11:3, 11:9)		<b>3-2</b> (7:11, 3:11, 11:8, 12:10, 11:7)	
SLETTUM JH	NOR						
SAND Smilla	SWE	SAND Smilla	SWE				
		<b>3-0</b> (11:6, 11:5, 11:7)					
PEREZ Claudia	MEX	PEREZ Claudia	MEX	KORKUT Kubra	TUR		
BYE				<b>3-2</b> (9:11, 7:11, 11:6, 11:5, 11:5)			
BYE							
KORKUT Kubra	TUR			<b>3-2</b> (11:6, 11:13, 12:10, 9:11, 11:7)			
		KORKUT Kubra	TUR				

Final Ranking		
Rank	Name	NPC Code
1	van ZON Kelly	NED
2	KORKUT Kubra	TUR
3	TWOMEY Bly	GBR
3	WANG Rui	CHN
5	KIM Seongok	KOR
5	KORNELIUSSEN Nora	NOR
5	PEREZ Claudia	MEX
5	SAND Smilla	SWE
9	ABDELAZIZ Samah	EGY
9	SLETTUM JH	NOR

<b>GOLD</b>
van ZON Kelly <span style="float:right;">NED</span>
<b>SILVER</b>
KORKUT Kubra <span style="float:right;">TUR</span>
<b>BRONZE</b>
TWOMEY Bly <span style="float:right;">GBR</span>
WANG Rui <span style="float:right;">CHN</span>



**Match Results**  
Résultats du match

**KIM Seongok (KOR) 3 - 0 ABDELAZIZ Samah (EGY)**

Game Summary		Match	Game 1	Game 2	Game 3	Game 4	Game 5
KIM Seongok	KOR	3	11	11	11		
ABDELAZIZ Samah	EGY	0	2	8	5		
Duration:		22min	5min	7min	8min		

Match No.: 1 Table: 3

Umpires: LABRUE Jacques (FRA) FOUCHARD Frederic (FRA)

Player Statistics	KIM Seongok (KOR)					Match	ABDELAZIZ Samah (EGY)					Match
	Game						1	2	3	4	5	
	1	2	3	4	5							
Points won	11	11	11			33	2	8	5			15
Biggest lead	9	3	6			9	-	4	-			4
Points won on own serve	7	6	6			19	2	5	3			10
Points lost on own serve	0	3	2			5	4	5	5			14
Most consecutive points won	6	5	4			6	1	3	2			3
Greatest deficit overcome	-	4	-			4	-	-	-			-

Game/Match Statistics	Game					Match
	1	2	3	4	5	
Longest rally (strokes)	9	8	7			9
Average rally	3	3	3			3

**Game Progress**

1	KIM Seongok (KOR)		*0		1		2		3		*4		5		6		6		*7		8		9		9		*10		11												
	ABDELAZIZ Samah (EGY)		0		0		*0		0		0		0		*0		1		1		1		*1		2		2		2												
2	KIM Seongok (KOR)		0		0		*0		1		1		1		*1		2		2		3		*4		5		5		6		*7		8		9		10		*10		11
	ABDELAZIZ Samah (EGY)		*0		1		2		2		*3		4		5		5		*6		6		6		6		*7		7		7		7		*7		7		8		8
3	KIM Seongok (KOR)		*0		1		2		3		*3		4		4		5		*6		6		7		7		*7		8		9		10		11						
	ABDELAZIZ Samah (EGY)		0		0		*0		0		1		1		*2		2		2		3		*3		4		5		5		*5		5		5						

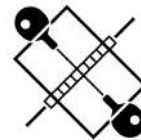
**Note:**

The "Greatest deficit overcome" only applies when the player ends up winning the game.

**Legend:**

\* Server

No. Number



**Match Results**  
Résultats du match

SLETTUM Jenny Helene (NOR) **0 - 3** SAND Smilla (SWE)

Game Summary		Match	Game 1	Game 2	Game 3	Game 4	Game 5
SLETTUM Jenny Helene	NOR	0	6	5	7		
SAND Smilla	SWE	3	11	11	11		
Duration:		20min	6min	7min	7min		

Match No.: 2 Table: 1

Umpires: de HAUTECLOCQUE Donatien (FRA) LEMAN Jean Yves (FRA)

Player Statistics	SLETTUM Jenny Helene (NOR)					Match	SAND Smilla (SWE)					Match
	Game						Game					
	1	2	3	4	5		1	2	3	4	5	
Points won	6	5	7			18	11	11	11			33
Biggest lead	-	-	2			2	5	6	4			6
Points won on own serve	2	2	4			8	5	5	7			17
Points lost on own serve	6	6	4			16	4	3	3			10
Most consecutive points won	2	2	2			2	4	3	4			4
Greatest deficit overcome	-	-	-			-	-	-	2			2

Game/Match Statistics	Game					Match
	1	2	3	4	5	
Longest rally (strokes)	12	13	14			14
Average rally	5	6	7			6

**Game Progress**

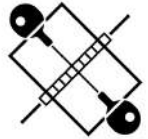
1	SLETTUM Jenny Helene (NOR)	0	0	*1	1	1	2	*3	3	4	4	*4	4	4	5	*5	5	6	6	
	SAND Smilla (SWE)	*0	1	1	2	*3	3	3	4	*4	5	6	7	*8	8	9	10	*10	11	
2	SLETTUM Jenny Helene (NOR)	*0	0	0	0	*1	1	1	2	*2	2	2	3	*3	4	5	5	5	5	
	SAND Smilla (SWE)	0	1	*2	3	3	4	*5	5	6	7	*8	8	9	9	*9	10	11		
3	SLETTUM Jenny Helene (NOR)	0	1	*2	2	2	2	*2	3	3	3	*3	4	5	5	*5	6	6	7	7
	SAND Smilla (SWE)	*0	0	0	1	*2	3	4	4	*5	6	7	7	*7	8	9	9	*10	10	11

**Note:**  
The "Greatest deficit overcome" only applies when the player ends up winning the game.

**Legend:**  
\* Server **No.** Number







### Match Results

Résultats du match

**KIM Seongok (KOR) 0 - 3 WANG Rui (CHN)**

Game Summary		Match	Game 1	Game 2	Game 3	Game 4	Game 5
KIM Seongok	KOR	<b>0</b>	10	6	4		
<b>WANG Rui</b>	<b>CHN</b>	<b>3</b>	12	11	11		
Duration:		<b>21min</b>	8min	6min	6min		

Match No.: 4 Table: 3  
Umpires: MERHEB Imad (LBN) PARMENTELAT Tamara (FRA)

Player Statistics	KIM Seongok (KOR)					Match	WANG Rui (CHN)					Match
	Game						Game					
	1	2	3	4	5		1	2	3	4	5	
Points won	10	6	4			<b>20</b>	12	11	11			<b>34</b>
Biggest lead	2	-	-			<b>2</b>	2	5	7			<b>7</b>
Points won on own serve	6	5	3			<b>14</b>	7	7	7			<b>21</b>
Points lost on own serve	5	4	4			<b>13</b>	4	1	1			<b>6</b>
Most consecutive points won	2	3	2			<b>3</b>	2	4	5			<b>5</b>
Greatest deficit overcome	-	-	-			-	2	-	-			<b>2</b>

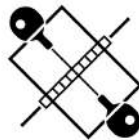
Game/Match Statistics	Game					Match
	1	2	3	4	5	
Longest rally (strokes)	20	7	9			<b>20</b>
Average rally	5	4	5			<b>5</b>

#### Game Progress

1   KIM Seongok (KOR)	0   1   *1   2   3   3   *3   4   4   4   *5   5   6   6   *7   7   7   8   *8   9   10   *10   10
<b>WANG Rui (CHN)</b>	*0   0   1   1   *1   2   3   3   *4   5   5   6   *6   7   7   8   *9   9   10   10   *10   11   12
2   KIM Seongok (KOR)	*0   0   1   1   *1   1   2   2   *2   3   4   5   *5   6   6   6   *6   6
<b>WANG Rui (CHN)</b>	0   1   *1   2   3   4   *4   5   6   6   *6   6   7   7   *8   9   10   11
3   KIM Seongok (KOR)	0   0   *0   1   2   2   *2   3   3   3   *4   4   4   4   *4   4
<b>WANG Rui (CHN)</b>	*0   1   2   2   *2   3   4   4   *5   6   6   7   *8   9   10   11

**Note:**  
The "Greatest deficit overcome" only applies when the player ends up winning the game.

**Legend:**  
\* Server **No.** Number



**Match Results**

Résultats du match

**TWOMEY Bly (GBR)    3 - 0    SAND Smilla (SWE)**

Game Summary		Match	Game 1	Game 2	Game 3	Game 4	Game 5
<b>TWOMEY Bly</b>	<b>GBR</b>	<b>3</b>	11	11	11		
<b>SAND Smilla</b>	<b>SWE</b>	<b>0</b>	2	3	9		
Duration:		<b>17min</b>	4min	4min	8min		

Match No.: 5    Table: 1

Umpires: GHACHEM Najeh (TUN)    DECLOMESNIL Yohan (FRA)

Player Statistics	TWOMEY Bly (GBR)					Match	SAND Smilla (SWE)					Match
	Game						Game					
	1	2	3	4	5		1	2	3	4	5	
Points won	11	11	11			<b>33</b>	2	3	9			<b>14</b>
Biggest lead	9	8	3			<b>9</b>	1	-	-			<b>1</b>
Points won on own serve	5	3	5			<b>13</b>	0	0	4			<b>4</b>
Points lost on own serve	2	3	5			<b>10</b>	6	8	6			<b>20</b>
Most consecutive points won	7	3	3			<b>7</b>	1	1	2			<b>2</b>
Greatest deficit overcome	1	-	-			<b>1</b>	-	-	-			<b>-</b>

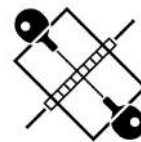
Game/Match Statistics	Game					Match
	1	2	3	4	5	
Longest rally (strokes)	7	6	10			<b>10</b>
Average rally	4	3	4			<b>4</b>

**Game Progress**

1 <b>TWOMEY Bly (GBR)</b>	*0	0	1	2	*3	4	4	5	*6	7	8	9	*10	<b>11</b>							
SAND Smilla (SWE)	0	1	*1	1	1	1	*2	2	2	2	*2	2	2	<b>2</b>							
2 <b>TWOMEY Bly (GBR)</b>	0	1	*2	2	3	4	*5	5	6	7	*8	8	9	10	<b>11</b>						
SAND Smilla (SWE)	*0	0	0	1	*1	1	1	2	*2	2	2	3	*3	3	<b>3</b>						
3 <b>TWOMEY Bly (GBR)</b>	*0	1	1	2	*3	4	4	5	*5	5	6	6	*7	7	7	8	*8	9	10	10	<b>11</b>
SAND Smilla (SWE)	0	0	*1	1	1	1	*2	2	3	4	*4	5	5	6	*7	7	8	8	*8	9	<b>9</b>

**Note:**  
The "Greatest deficit overcome" only applies when the player ends up winning the game.

**Legend:**  
\* Server    **No.**    Number



### Match Results

Résultats du match

PEREZ Claudia (MEX) 2 - 3 KORKUT Kubra (TUR)

Game Summary		Match	Game 1	Game 2	Game 3	Game 4	Game 5
PEREZ Claudia	MEX	2	6	13	10	11	7
KORKUT Kubra	TUR	3	11	11	12	9	11
Duration:		42min	5min	9min	9min	7min	9min

Match No.: 6 Table: 3

Umpires: BONG Mijung (KOR) PURCELL Tom (GBR)

Player Statistics	PEREZ Claudia (MEX)						Match	KORKUT Kubra (TUR)						Match
	Game					Match		Game					Match	
	1	2	3	4	5			1	2	3	4	5		
Points won	6	13	10	11	7	47	11	11	12	9	11	54		
Biggest lead	1	3	3	3	1	3	5	-	3	4	4	5		
Points won on own serve	4	6	6	4	4	24	7	5	7	3	7	29		
Points lost on own serve	4	6	5	6	4	25	2	7	4	7	3	23		
Most consecutive points won	3	3	4	6	2	6	5	3	6	3	5	6		
Greatest deficit overcome	-	-	-	4	-	4	1	-	3	-	1	3		

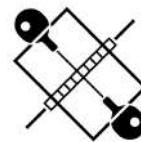
Game/Match Statistics	Game					Match
	1	2	3	4	5	
Longest rally (strokes)	15	31	33	33	40	40
Average rally	5	9	9	9	12	9

#### Game Progress

1 PEREZ Claudia (MEX)	0	1	*1	1	1	1	*1	2	3	3	*3	4	5	6	*6	6	6	6							
KORKUT Kubra (TUR)	*0	0	1	2	*3	4	5	5	*5	6	7	7	*7	7	8	9	*10	11							
2 PEREZ Claudia (MEX)	*0	1	2	3	*3	3	3	4	*5	6	6	7	*7	7	8	*9	9	10	10	*10	11	*11	12	13	
KORKUT Kubra (TUR)	0	0	*0	0	1	2	*3	3	3	3	*4	4	5	6	*7	7	7	8	*8	9	10	*10	11	*11	11
3 PEREZ Claudia (MEX)	0	1	*1	2	3	3	*3	4	5	6	*6	6	6	6	*6	6	7	8	*9	10	10	*10	10		
KORKUT Kubra (TUR)	*0	0	1	1	*1	2	3	3	*3	3	4	5	*6	7	8	9	*9	9	9	9	*10	11	12		
4 PEREZ Claudia (MEX)	*0	0	0	0	*1	1	1	2	*3	4	5	6	*7	7	8	8	*9	10	10	10	10	11			
KORKUT Kubra (TUR)	0	1	*2	3	3	4	*5	5	5	5	*5	5	5	6	*6	7	7	7	*8	9	9				
5 PEREZ Claudia (MEX)	0	0	*0	1	2	2	*2	3	3	4	*5	5	6	7	*7	7	7	7	7						
KORKUT Kubra (TUR)	*0	1	2	2	*2	3	4	4	*5	5	5	6	*6	6	7	8	*9	10	11						

**Note:**  
The "Greatest deficit overcome" only applies when the player ends up winning the game.

**Legend:**  
\* Server No. Number



**Match Results**  
Résultats du match

**van ZON Kelly (NED) 3 - 1 WANG Rui (CHN)**

Game Summary		Match	Game 1	Game 2	Game 3	Game 4	Game 5
van ZON Kelly	NED	3	9	11	11	11	
WANG Rui	CHN	1	11	3	6	6	
Duration:		25min	6min	4min	6min	7min	

Match No.: 7 Table: 3

Umpires: LABRUE Jacques (FRA) FOUCHARD Frederic (FRA)

Player Statistics	van ZON Kelly (NED)					Match	WANG Rui (CHN)					Match
	Game						Game					
	1	2	3	4	5		1	2	3	4	5	
Points won	9	11	11	11		42	11	3	6	6		26
Biggest lead	2	8	5	6		8	2	-	2	-		2
Points won on own serve	6	8	6	8		28	7	3	4	5		19
Points lost on own serve	4	0	2	1		7	3	3	5	3		14
Most consecutive points won	2	3	5	3		5	4	1	2	2		4
Greatest deficit overcome	-	-	2	-		2	2	-	-	-		2

Game/Match Statistics	Game				Match
	1	2	3	4	
Longest rally (strokes)	6	7	9	7	9
Average rally	3	4	4	3	4

**Game Progress**

1   van ZON Kelly (NED)	0	1	*1	2	3	3	*3	3	4	5	*5	6	6	7	*7	8	9	9	*9	9	9
WANG Rui (CHN)	*0	0	1	1	*1	2	3	4	*4	4	5	5	*6	6	7	7	*7	8	9	10	11
2   van ZON Kelly (NED)	*0	1	2	3	*3	4	5	6	*6	7	8	9	*9	10	11						
WANG Rui (CHN)	0	0	*0	0	1	1	*1	1	2	2	*2	2	3	3	3						
3   van ZON Kelly (NED)	0	0	*0	1	1	2	*3	4	5	6	*6	7	8	9	*9	9	10	11			
WANG Rui (CHN)	*0	1	2	2	*3	3	3	3	*3	3	4	4	*4	4	5	6	*6	6			
4   van ZON Kelly (NED)	*0	1	2	3	*3	4	5	6	*6	7	8	8	*8	9	9	9	*10	11			
WANG Rui (CHN)	0	0	*0	0	1	1	*1	1	2	2	*2	3	4	4	*5	6	6	6			

**Note:**

The "Greatest deficit overcome" only applies when the player ends up winning the game.

**Legend:**

\* Server **No.** Number



**Match Results**  
Résultats du match

TWOMEY Bly (GBR) **2 - 3** KORKUT Kubra (TUR)

Game Summary		Match	Game 1	Game 2	Game 3	Game 4	Game 5
TWOMEY Bly	GBR	2	11	11	6	5	5
KORKUT Kubra	TUR	3	9	7	11	11	11
Duration:		40min	8min	8min	6min	6min	9min

Match No.: 8 Table: 1

Umpires: BONG Mijung (KOR) DECLOMESNIL Yohan (FRA)

Player Statistics	TWOMEY Bly (GBR)						KORKUT Kubra (TUR)					
	Game					Match	Game					Match
	1	2	3	4	5		1	2	3	4	5	
Points won	11	11	6	5	5	38	9	7	11	11	11	49
Biggest lead	4	4	-	1	-	4	1	4	5	6	7	7
Points won on own serve	4	4	2	2	1	13	3	3	4	5	4	19
Points lost on own serve	6	4	7	6	7	30	7	7	4	3	4	25
Most consecutive points won	3	8	2	2	2	8	3	6	3	5	6	6
Greatest deficit overcome	1	4	-	-	-	4	-	-	-	1	-	1

Game/Match Statistics	Game					Match
	1	2	3	4	5	
Longest rally (strokes)	15	12	11	17	17	17
Average rally	6	6	5	8	7	6

**Game Progress**

1	TWOMEY Bly (GBR)	*0	1	1	1	*2	2	3	4	*5	5	6	6	*7	7	8	9	*10	10	10	10	11
	KORKUT Kubra (TUR)	0	0	*1	2	2	3	*3	3	3	4	*4	5	5	6	*6	6	6	7	*8	9	9
2	TWOMEY Bly (GBR)	0	1	*2	2	2	2	*2	2	2	3	*4	5	6	7	*8	9	10	10	11		
	KORKUT Kubra (TUR)	*0	0	0	1	*2	3	4	5	*6	6	6	6	*6	6	6	6	*6	7	7		
3	TWOMEY Bly (GBR)	*0	0	1	1	*2	2	2	2	*3	4	4	5	*5	5	5	6	*6	6			
	KORKUT Kubra (TUR)	0	1	*1	2	2	3	*4	5	5	5	*6	6	7	8	*9	9	10	11			
4	TWOMEY Bly (GBR)	0	1	*1	1	2	3	*3	3	3	4	*4	5	5	5	*5	5	5				
	KORKUT Kubra (TUR)	*0	0	1	2	*2	2	3	4	*5	5	6	6	*7	8	9	10	11				
5	TWOMEY Bly (GBR)	*0	0	0	0	*0	0	0	1	*2	2	2	3	*3	3	4	5	5				
	KORKUT Kubra (TUR)	0	1	*2	3	4	5	*6	6	6	7	*8	8	9	10	*10	10	11				

**Note:**  
The "Greatest deficit overcome" only applies when the player ends up winning the game.

**Legend:**  
\* Server **No.** Number



Match Results  
Résultats du match

van ZON Kelly (NED) 3 - 2 KORKUT Kubra (TUR)

Game Summary		Match	Game 1	Game 2	Game 3	Game 4	Game 5
van ZON Kelly	NED	3	7	3	11	12	11
KORKUT Kubra	TUR	2	11	11	8	10	7
	Duration:	37min	6min	5min	7min	8min	8min

Match No.: 9 Table: 1

Umpires: RUANGVIRIYACHAI Pairuch (THA) WHITAKER Jonathan (GBR)

Player Statistics	van ZON Kelly (NED)						KORKUT Kubra (TUR)					
	Game					Match	Game					Match
	1	2	3	4	5		1	2	3	4	5	
Points won	7	3	11	12	11	44	11	11	8	10	7	47
Biggest lead	-	-	3	3	6	6	6	8	4	1	-	8
Points won on own serve	3	1	5	6	3	18	6	4	4	5	2	21
Points lost on own serve	5	7	4	5	5	26	4	2	6	6	8	26
Most consecutive points won	3	1	5	3	5	5	6	5	5	4	3	6
Greatest deficit overcome	-	-	4	1	-	4	-	-	-	-	-	-

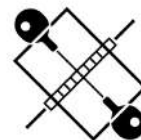
Game/Match Statistics	Game					Match
	1	2	3	4	5	
Longest rally (strokes)	13	16	11	23	15	23
Average rally	5	7	5	7	6	6

Game Progress

1	van ZON Kelly (NED)	0	0	*0	0	0	0	*0	1	1	2	*3	4	4	4	*5	6	6	7	7				
	KORKUT Kubra (TUR)	*0	1	2	3	*4	5	6	6	*7	7	7	7	*8	9	9	9	*10	10	11				
2	van ZON Kelly (NED)	*0	0	1	1	*1	1	1	1	*2	2	2	3	*3	3	3								
	KORKUT Kubra (TUR)	0	1	*1	2	3	4	*5	6	6	7	*8	8	9	10	11								
3	van ZON Kelly (NED)	0	1	*1	2	2	2	*2	2	2	3	*3	4	5	6	*7	8	8	9	*10	11			
	KORKUT Kubra (TUR)	*0	0	1	1	*2	3	4	5	*6	6	7	7	*7	7	7	7	*8	8	8	8			
4	van ZON Kelly (NED)	*0	1	1	2	*3	3	3	4	*5	6	6	6	*6	6	7	8	*8	9	10	10	*10	11	12
	KORKUT Kubra (TUR)	0	0	*1	1	1	2	*3	3	3	3	*4	5	6	7	*7	7	8	8	*8	9	10	*10	10
5	van ZON Kelly (NED)	0	1	*2	2	2	3	*4	5	5	5	*6	7	8	9	*10	10	10	10	11				
	KORKUT Kubra (TUR)	*0	0	0	1	*2	2	2	2	*3	4	4	4	*4	4	4	5	*6	7	7				

Note: The "Greatest deficit overcome" only applies when the player ends up winning the game.

Legend: \* Server No. Number



## Player Statistics

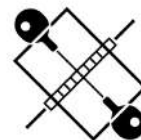
Statistiques du joueur

As of THU 5 SEP 2024

Name	NPC Code	Matches			Games			Points Won				Points Lost				Average Match Duration
		Played	Won	%Won	Played	Won	%Won	Total	Own Serve	Most Consecutive	Greatest Deficit Overcome	Total	Own Serve	Most Consecutive	Greatest Lead Lost	
ABDELAZIZ Samah	EGY	1	0	0%	3	0	0%	15	10	3	0	33	14	6	4	22min
KIM Seongok	KOR	2	1	50%	6	3	50%	53	33	6	4	49	18	5	2	22min
KORKUT Kubra	TUR	3	2	67%	15	8	53%	150	69	6	3	129	74	8	4	40min
KORNELIUSSEN Nora	NOR	1	0	0%	3	0	0%	14	8	3	0	33	16	7	3	18min
PEREZ Claudia	MEX	1	0	0%	5	2	40%	47	24	6	4	54	25	6	3	42min
SAND Smilla	SWE	2	1	50%	6	3	50%	47	21	4	2	51	30	7	1	19min
SLETTUM Jenny Helene	NOR	1	0	0%	3	0	0%	18	8	2	0	33	16	4	2	20min
TWOMEY Bly	GBR	2	1	50%	8	5	63%	71	26	8	4	63	40	6	1	29min
van ZON Kelly	NED	3	3	100%	12	9	75%	119	63	7	4	87	39	6	2	27min
WANG Rui	CHN	2	1	50%	7	4	57%	60	40	5	2	62	20	5	2	23min

**Note:**

The "Greatest deficit overcome" only applies when the player ends up winning the game and "Greatest lead lost" only when losing.



### Tournament Statistics

Statistiques du tournoi

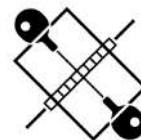
As of THU 5 SEP 2024

Statistics	Round of 16	Quarterfinals	Semifinals	Finals	Total
<b>Matches</b> Total	2	4	2	1	9
Game Margin: 3:0	2 100%	3 75%			5 56%
3:1			1 50%		1 11%
3:2		1 25%	1 50%	1 100%	3 33%
Invalid Results Mark					
Duration: Total	42min	1h38min	1h5min	37min	4h2min
Longest	22min	42min	40min	37min	42min
Shortest	20min	17min	25min	37min	17min
Average	21min	25min	33min	37min	27min
<b>Games</b> Total	6	14	9	5	34
Point Margin: 11					
10					
9	1 17%	1 7%			2 6%
8		2 14%	1 11%	1 20%	4 12%
7		2 14%			2 6%
6	2 33%		2 22%		4 12%
5	1 17%	2 14%	3 33%		6 18%
4	1 17%	2 14%	1 11%	2 40%	6 18%
3	1 17%			1 20%	2 6%
2		5 36%	2 22%	1 20%	8 24%
Invalid Results Mark					
Duration: Total	40min	1h31min	1h	34min	3h45min
Longest	8min	9min	9min	8min	9min
Shortest	5min	4min	4min	5min	4min
Average	7min	7min	7min	7min	7min
<b>Points</b> Total	99	249	155	91	594
Per game	16.50	17.79	17.22	18.20	17.47
Most consecutive won	6	7	8	6	8
Greatest deficit overcome	4	4	4	4	4
Longest rally	14	40	17	23	40
Average rally	5	6	5	6	5

**Note:**

The "Greatest deficit overcome" only applies when the player ends up winning the game.

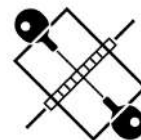




**Entry List by Event**  
Liste d'inscriptions par épreuve  
As of SAT 24 AUG 2024

NPC	Name	Date of Birth	Qualification Pathway	World Ranking
<b>BRA - Brazil</b>	KELMER Sophia	13 DEC 2007	QI	7
<b>CHI - Chile</b>	PEREZ Florencia	14 AUG 2009	CQ	5
<b>CHN - People's Republic of China</b>	HUANG Wenjuan	9 DEC 2004	CQ	2
<b>EGY - Egypt</b>	ELSAYED Hagar	1 JUN 1993	CQ	10
<b>FRA - France</b>	HAUTIERE Lucie	6 OCT 2000	QR	9
	KAMKASOMPHOU Thu	12 OCT 1968	QR	3
<b>GER - Germany</b>	WOLF Juliane	26 FEB 1988	QR	4
<b>HUN - Hungary</b>	ARLOY Zsofia	5 SEP 1981	QR	8
<b>JPN - Japan</b>	TOMONO Yuri	1 MAY 2000	QR	6
<b>NOR - Norway</b>	HUSIC DAHLEN Aida	5 OCT 1990	CQ	1
<b>NPA - Neutral Paralympic Athletes</b>	LITVINENKO Elena	15 DEC 1987	QT	11

Legend:			
<b>CQ</b>	Continental Qualification	<b>QI</b>	Qualified by Invitation
<b>QT</b>	Qualification Tournament	<b>QR</b>	World Ranking



**Draw**  
Tableau d'élimination

Round of 16	NPC Code	Quarterfinals	NPC Code	Semifinals	NPC Code	Finals	NPC Code
HUSIC DAHLEN Aida	NOR						
BYE		HUSIC DAHLEN A	NOR				
HAUTIERE Lucie	FRA			HUSIC DAHLEN A	NOR		
TOMONO Yuri	JPN	TOMONO Yuri	JPN	3-2 (8:11, 11:8, 8:11, 11:9, 11:9)			
		3-0 (11:4, 11:4, 11:0)					
ARLOY Zsofia	HUN					HUSIC DAHLEN A	NOR
ELSAYED Hagar	EGY	ARLOY Zsofia	HUN			3-0 (11:2, 11:8, 11:8)	
		3-0 (11:4, 11:5, 11:6)					
BYE				WOLF Juliane	GER		
				3-1 (8:11, 11:8, 11:6, 11:4)			
WOLF Juliane	GER						
KAMKASOMPHOU T	FRA						
BYE		KAMKASOMPHOU	FRA				
BYE				PEREZ Florencia	CHI		
				3-0 (11:9, 11:5, 11:9)			
PEREZ Florencia	CHI						
KELMER Sophia	BRA					HUANG Wenjuan	CHN
LITVINENKO Elena	NPA	KELMER Sophia	BRA			3-0 (11:5, 11:7, 11:8)	
		3-0 (11:7, 11:5, 11:4)					
BYE							
BYE				HUANG Wenjuan	CHN		
				3-0 (11:7, 14:12, 11:9)			
HUANG Wenjuan	CHN						

Final Ranking		
Rank	Name	NPC Code
1	HUANG Wenjuan	CHN
2	HUSIC DAHLEN Aida	NOR
3	PEREZ Florencia	CHI
3	WOLF Juliane	GER
5	ARLOY Zsofia	HUN
5	KAMKASOMPHOU Thu	FRA
5	KELMER Sophia	BRA
5	TOMONO Yuri	JPN
9	ELSAYED Hagar	EGY
9	HAUTIERE Lucie	FRA
9	LITVINENKO Elena	NPA

GOLD		
HUANG Wenjuan	CHN	3-0 (11:4, 12:10, 11:6)

SILVER		
HUSIC DAHLEN A	NOR	

BRONZE		
PEREZ Florencia	CHI	
WOLF Juliane	GER	



**Match Results**  
Résultats du match

HAUTIERE Lucie (FRA) **0 - 3** TOMONO Yuri (JPN)

Game Summary		Match	Game 1	Game 2	Game 3	Game 4	Game 5
HAUTIERE Lucie	FRA	0	4	4	0		
TOMONO Yuri	JPN	3	11	11	11		
Duration:		22min	9min	8min	5min		

Match No.: 1 Table: 1

Umpires: ABDULLAH Diana (MAS) WHITAKER Jonathan (GBR)

Player Statistics	HAUTIERE Lucie (FRA)					Match	TOMONO Yuri (JPN)					Match
	Game						Game					
	1	2	3	4	5		1	2	3	4	5	
Points won	4	4	0			8	11	11	11			33
Biggest lead	-	-	-			-	7	7	11			11
Points won on own serve	1	1	0			2	4	5	5			14
Points lost on own serve	7	6	6			19	3	3	0			6
Most consecutive points won	2	2	0			2	7	6	11			11
Greatest deficit overcome	-	-	-			-	-	-	-			-

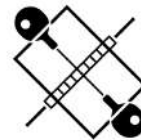
Game/Match Statistics	Game					Match
	1	2	3	4	5	
Longest rally (strokes)	11	19	10			19
Average rally	5	5	6			6

**Game Progress**

1 HAUTIERE Lucie (FRA)	*0	0	0	0	*1	2	2	3	*4	4	4	4	*4	4	4	4
TOMONO Yuri (JPN)	0	1	*2	3	3	3	*4	4	4	5	*6	7	8	9	*10	11
2 HAUTIERE Lucie (FRA)	0	0	*1	1	1	1	*2	2	3	4	*4	4	4	4	*4	4
TOMONO Yuri (JPN)	*0	1	1	2	*3	4	4	5	*5	5	6	7	*8	9	10	11
3 HAUTIERE Lucie (FRA)	*0	0	0	0	*0	0	0	0	*0	0	0	0	0	0	0	0
TOMONO Yuri (JPN)	0	1	*2	3	4	5	*6	7	8	9	*10	11				

**Note:**  
The "Greatest deficit overcome" only applies when the player ends up winning the game.

**Legend:**  
\* Server **No.** Number



## Match Results

Résultats du match

**ARLOY Zsofia (HUN) 3 - 0 ELSAYED Hagar (EGY)**

Game Summary		Match	Game 1	Game 2	Game 3	Game 4	Game 5
ARLOY Zsofia	HUN	3	11	11	11		
ELSAYED Hagar	EGY	0	4	5	6		
Duration:		18min	5min	5min	7min		

Match No.: 2 Table: 5

Umpires: MIGUEZ Carolina (ARG) REZAIIE JAHDKON Simin (IRI)

Player Statistics	ARLOY Zsofia (HUN)					Match	ELSAYED Hagar (EGY)					Match
	Game						Game					
	1	2	3	4	5	1	2	3	4	5		
Points won	11	11	11			33	4	5	6			15
Biggest lead	7	6	5			7	2	1	-			2
Points won on own serve	5	8	7			20	1	5	4			10
Points lost on own serve	3	0	2			5	6	3	4			13
Most consecutive points won	8	4	3			8	2	2	2			2
Greatest deficit overcome	2	1	-			2	-	-	-			-

Game/Match Statistics	Game					Match
	1	2	3	4	5	
Longest rally (strokes)	9	8	7			9
Average rally	4	4	4			4

### Game Progress

1	ARLOY Zsofia (HUN)	*0	0	0	1	*2	3	3	3	*4	5	6	7	*8	9	10	11
	ELSAYED Hagar (EGY)	0	1	*2	2	2	2	*3	4	4	4	*4	4	4	4	*4	4
2	ARLOY Zsofia (HUN)	0	0	*1	2	3	3	*3	4	5	5	*6	7	8	9	*9	10
	ELSAYED Hagar (EGY)	*0	1	1	1	*1	2	3	3	*3	4	4	4	*4	4	5	5
3	ARLOY Zsofia (HUN)	*0	1	2	3	*3	3	4	5	*5	5	6	6	*7	8	9	9
	ELSAYED Hagar (EGY)	0	0	*0	0	1	2	*2	2	3	4	*4	5	5	5	*5	6

#### Note:

The "Greatest deficit overcome" only applies when the player ends up winning the game.

#### Legend:

 \* Server **No.** Number



**Match Results**  
Résultats du match

**KELMER Sophia (BRA) 3 - 0 LITVINENKO Elena (NPA)**

Game Summary		Match	Game 1	Game 2	Game 3	Game 4	Game 5
<b>KELMER Sophia</b>	<b>BRA</b>	<b>3</b>	11	11	11		
LITVINENKO Elena	NPA	0	7	5	4		
Duration:		<b>21min</b>	7min	7min	8min		

Match No.: 3 Table: 3

Umpires: ABDELAZIZ Lamia (EGY) COME Corinne (FRA)

Player Statistics	KELMER Sophia (BRA)					Match	LITVINENKO Elena (NPA)					Match	
	Game						Match	Game					
	1	2	3	4	5			1	2	3	4		5
Points won	11	11	11			<b>33</b>	7	5	4			<b>16</b>	
Biggest lead	4	6	7			<b>7</b>	1	-	-			<b>1</b>	
Points won on own serve	8	6	5			<b>19</b>	5	3	1			<b>9</b>	
Points lost on own serve	2	2	3			<b>7</b>	3	5	6			<b>14</b>	
Most consecutive points won	3	5	7			<b>7</b>	3	3	3			<b>3</b>	
Greatest deficit overcome	1	-	-			<b>1</b>	-	-	-			<b>-</b>	

Game/Match Statistics	Game					Match
	1	2	3	4	5	
Longest rally (strokes)	7	11	9			<b>11</b>
Average rally	4	4	4			<b>4</b>

**Game Progress**

1 <b>KELMER Sophia (BRA)</b>	*0	1	2	2	*2	2	3	4	*4	5	5	5	*6	7	8	8	*9	10	<b>11</b>
LITVINENKO Elena (NPA)	0	0	*0	1	2	3	*3	3	4	4	*5	6	6	6	*6	7	7	7	7
2 <b>KELMER Sophia (BRA)</b>	0	1	*1	2	3	4	*5	5	6	6	*6	6	7	8	*9	10	<b>11</b>		
LITVINENKO Elena (NPA)	*0	0	1	1	*1	1	1	2	*2	3	4	5	*5	5	5	5	<b>5</b>		
3 <b>KELMER Sophia (BRA)</b>	*0	1	2	3	*4	5	6	7	*7	7	7	8	*9	9	10	<b>11</b>			
LITVINENKO Elena (NPA)	0	0	*0	0	0	0	*0	0	1	2	*3	3	3	4	*4	<b>4</b>			

**Note:**  
The "Greatest deficit overcome" only applies when the player ends up winning the game.

**Legend:**  
\* Server **No.** Number



### Match Results

Résultats du match

HUSIC DAHLEN Aida (NOR) 3 - 2 TOMONO Yuri (JPN)

Game Summary		Match	Game 1	Game 2	Game 3	Game 4	Game 5
HUSIC DAHLEN Aida	NOR	3	8	11	8	11	11
TOMONO Yuri	JPN	2	11	8	11	9	9
Duration:		46min	8min	9min	9min	8min	8min

Match No.: 4 Table: 1

Umpires: GULLBERG-HANSEN Jens (DEN) COME Corinne (FRA)

Player Statistics	HUSIC DAHLEN Aida (NOR)						TOMONO Yuri (JPN)					
	Game					Match	Game					Match
	1	2	3	4	5		1	2	3	4	5	
Points won	8	11	8	11	11	49	11	8	11	9	9	48
Biggest lead	1	4	-	4	4	4	3	1	4	-	2	4
Points won on own serve	6	6	6	8	6	32	7	5	7	7	5	31
Points lost on own serve	4	3	4	2	4	17	2	5	2	3	5	17
Most consecutive points won	2	5	3	3	5	5	3	4	4	3	3	4
Greatest deficit overcome	-	1	-	-	2	2	1	-	-	-	-	1

Game/Match Statistics	Game					Match
	1	2	3	4	5	
Longest rally (strokes)	8	10	7	10	8	10
Average rally	3	3	4	4	3	4

#### Game Progress

1	HUSIC DAHLEN Aida (NOR)	*0	0	1	2	*2	3	3	3	*3	4	5	5	*5	5	6	6	*7	8	8	8	
	TOMONO Yuri (JPN)	0	1	*1	1	2	2	*3	4	5	5	*5	6	7	8	*8	9	9	9	*10	11	
2	HUSIC DAHLEN Aida (NOR)	0	0	*1	2	3	4	*5	5	5	5	*5	6	7	8	*8	8	9	10	*10	11	
	TOMONO Yuri (JPN)	*0	1	1	1	*1	1	1	2	*3	4	5	5	*5	5	6	7	*7	7	8	8	
3	HUSIC DAHLEN Aida (NOR)	*0	0	0	0	*0	1	2	3	*3	4	5	5	*5	6	6	7	*7	8	8	8	
	TOMONO Yuri (JPN)	0	1	*2	3	4	4	*4	4	5	5	*5	6	7	7	*8	8	9	9	*10	11	
4	HUSIC DAHLEN Aida (NOR)	0	1	*2	2	3	3	*4	5	6	6	*6	7	7	7	*7	8	9	9	*9	10	11
	TOMONO Yuri (JPN)	*0	0	0	1	*1	2	2	2	*2	3	4	4	*5	6	7	7	*7	8	9	9	9
5	HUSIC DAHLEN Aida (NOR)	*0	1	1	1	*1	2	3	3	*4	5	6	7	*8	8	8	9	*9	9	10	10	11
	TOMONO Yuri (JPN)	0	0	*1	2	3	3	*3	4	4	4	*4	4	4	5	*6	6	7	8	*8	9	9

#### Note:

The "Greatest deficit overcome" only applies when the player ends up winning the game.

#### Legend:

\* Server No. Number



**Match Results**  
Résultats du match

ARLOY Zsafia (HUN) **1 - 3** WOLF Juliane (GER)

Game Summary		Match	Game 1	Game 2	Game 3	Game 4	Game 5
ARLOY Zsafia	HUN	1	11	8	6	4	
WOLF Juliane	GER	3	8	11	11	11	
Duration:		32min	7min	8min	8min	5min	

Match No.: 5 Table: 3

Umpires: PINKEWICH Marie (AUS) BONG Mijung (KOR)

Player Statistics	ARLOY Zsafia (HUN)					Match	WOLF Juliane (GER)					Match
	Game						Game					
	1	2	3	4	5		1	2	3	4	5	
Points won	11	8	6	4		29	8	11	11	11		41
Biggest lead	3	3	-	1		3	2	3	5	7		7
Points won on own serve	8	3	4	3		18	6	5	6	7		24
Points lost on own serve	2	6	5	4		17	3	5	2	1		11
Most consecutive points won	3	5	4	2		5	3	6	5	5		6
Greatest deficit overcome	2	-	-	-		2	-	3	-	1		3

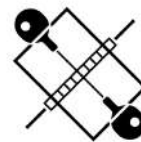
Game/Match Statistics	Game					Match
	1	2	3	4	5	
Longest rally (strokes)	11	14	16	8		16
Average rally	5	5	6	4		5

**Game Progress**

1	ARLOY Zsafia (HUN)	*0	1	1	1	*1	2	2	3	*3	4	5	5	*6	7	8	8	*8	9	10	11
	WOLF Juliane (GER)	0	0	*1	2	3	3	*4	4	5	5	*5	6	6	6	*6	7	8	8	*8	8
2	ARLOY Zsafia (HUN)	0	1	*2	2	2	2	*2	3	4	5	*6	7	7	8	*8	8	8	8	*8	8
	WOLF Juliane (GER)	*0	0	0	1	*2	3	4	4	*4	4	4	4	*5	5	6	7	*8	9	10	11
3	ARLOY Zsafia (HUN)	*0	0	0	0	*0	0	1	2	*3	4	4	4	*4	5	6	6	*6	6		
	WOLF Juliane (GER)	0	1	*2	3	4	5	*5	5	5	5	*6	7	8	8	*8	9	10	11		
4	ARLOY Zsafia (HUN)	0	1	*1	1	1	1	*1	2	3	3	*3	3	4	4	*4	4				
	WOLF Juliane (GER)	*0	0	1	2	*3	4	5	5	*5	6	7	8	*8	9	10	11				

**Note:**  
The "Greatest deficit overcome" only applies when the player ends up winning the game.

**Legend:**  
\* Server **No.** Number



### Match Results

Résultats du match

KAMKASOMPHOU Thu (FRA) **0 - 3** PEREZ Florencia (CHI)

Game Summary		Match	Game 1	Game 2	Game 3	Game 4	Game 5
KAMKASOMPHOU Thu	FRA	0	9	5	9		
PEREZ Florencia	CHI	3	11	11	11		
Duration:		20min	5min	5min	8min		

Match No.: 6 Table: 1

Umpires: VASINOVA Karina (CZE) PURCELL Tom (GBR)

Player Statistics	KAMKASOMPHOU Thu (FRA)					Match	PEREZ Florencia (CHI)					Match
	Game						Game					
	1	2	3	4	5		1	2	3	4	5	
Points won	9	5	9			23	11	11	11			33
Biggest lead	2	-	2			2	3	6	3			6
Points won on own serve	3	4	6			13	4	7	7			18
Points lost on own serve	7	4	4			15	6	1	3			10
Most consecutive points won	4	2	5			5	4	5	3			5
Greatest deficit overcome	-	-	-			-	2	-	2			2

Game/Match Statistics	Game					Match
	1	2	3	4	5	
Longest rally (strokes)	7	10	17			17
Average rally	4	4	5			4

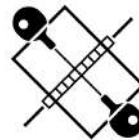
#### Game Progress

1	KAMKASOMPHOU Thu (FRA)	*0	0	0	0	*1	2	3	4	*4	4	4	5	*6	7	7	8	*9	9	9	9	9
	PEREZ Florencia (CHI)	0	1	*2	3	3	3	*3	3	4	5	*6	6	6	6	*7	7	7	8	*9	10	11
2	KAMKASOMPHOU Thu (FRA)	0	0	*0	0	1	2	*2	2	2	2	*2	3	4	4	*4	5	5				
	PEREZ Florencia (CHI)	*0	1	2	3	*3	3	4	5	*6	7	8	8	*8	9	10	10	11				
3	KAMKASOMPHOU Thu (FRA)	*0	0	0	0	*1	1	2	3	*4	5	6	6	*6	7	8	8	*8	8	9	9	9
	PEREZ Florencia (CHI)	0	1	*2	3	3	4	*4	4	4	4	*4	5	6	6	*6	7	8	9	*9	10	11

**Note:**  
The "Greatest deficit overcome" only applies when the player ends up winning the game.

**Legend:**  
\* Server **No.** Number





**Match Results**  
Résultats du match

KELMER Sophia (BRA) **0 - 3** HUANG Wenjuan (CHN)

Game Summary		Match	Game 1	Game 2	Game 3	Game 4	Game 5
KELMER Sophia	BRA	0	7	12	9		
HUANG Wenjuan	CHN	3	11	14	11		
Duration:		22min	5min	8min	7min		

Match No.: 7 Table: 5

Umpires: LONGEPE Louis Jean (FRA) GERSDORF Anja (GER)

Player Statistics	KELMER Sophia (BRA)					Match	HUANG Wenjuan (CHN)					Match
	Game						Game					
	1	2	3	4	5		1	2	3	4	5	
Points won	7	12	9			28	11	14	11			36
Biggest lead	-	1	-			1	4	3	3			4
Points won on own serve	5	7	5			17	6	8	6			20
Points lost on own serve	5	6	5			16	2	5	4			11
Most consecutive points won	2	3	3			3	3	3	3			3
Greatest deficit overcome	-	-	-			-	-	1	-			1

Game/Match Statistics	Game					Match
	1	2	3	4	5	
Longest rally (strokes)	7	8	5			8
Average rally	3	4	3			3

**Game Progress**

1	KELMER Sophia (BRA)	*0	0	1	1	*2	2	3	3	*3	4	5	5	*5	5	6	6	*7	7	7							
	HUANG Wenjuan (CHN)	0	1	*1	2	2	3	*3	4	5	5	*5	6	7	8	*8	9	9	10	11							
2	KELMER Sophia (BRA)	0	1	*1	1	2	2	*3	4	4	4	*5	6	6	6	*7	7	7	7	*8	9	10	*10	11	*11	12	*12
	HUANG Wenjuan (CHN)	*0	0	1	2	*2	3	3	*4	5	5	5	*6	7	7	8	*9	10	10	10	*10	11	*11	12	*12	13	
																					12						
																					14						
3	KELMER Sophia (BRA)	*0	0	0	1	*2	2	2	2	*3	4	5	5	*5	6	7	7	*7	7	8	9	9			9		
	HUANG Wenjuan (CHN)	0	1	*2	2	2	3	*4	5	5	5	*5	6	7	7	*7	8	9	10	*10	10	11			11		

**Note:**  
The "Greatest deficit overcome" only applies when the player ends up winning the game.

**Legend:**  
\* Server  
No. Number



**Match Results**  
Résultats du match

**HUSIC DAHLEN Aida (NOR) 3 - 0 WOLF Juliane (GER)**

Game Summary		Match	Game 1	Game 2	Game 3	Game 4	Game 5
HUSIC DAHLEN Aida	NOR	3	11	11	11		
WOLF Juliane	GER	0	2	8	8		
Duration:		22min	5min	7min	9min		

Match No.: 8 Table: 1

Umpires: LEONG Amanda Pei San (SGP) COME Corinne (FRA)

Player Statistics	HUSIC DAHLEN Aida (NOR)					Match	WOLF Juliane (GER)					Match
	Game						Game					
	1	2	3	4	5		1	2	3	4	5	
Points won	11	11	11			33	2	8	8			18
Biggest lead	9	3	4			9	-	2	-			2
Points won on own serve	7	6	8			21	2	5	6			13
Points lost on own serve	0	3	2			5	4	5	3			12
Most consecutive points won	7	4	4			7	1	2	3			3
Greatest deficit overcome	-	2	-			2	-	-	-			-

Game/Match Statistics	Game					Match
	1	2	3	4	5	
Longest rally (strokes)	9	15	9			15
Average rally	5	4	4			4

**Game Progress**

1	HUSIC DAHLEN Aida (NOR)	*0	1	2	3	*4	5	6	7	*7	8	9	10	*10	11						
	WOLF Juliane (GER)	0	0	*0	0	0	0	*0	0	1	1	*1	1	2	2						
2	HUSIC DAHLEN Aida (NOR)	0	0	*0	1	2	3	*3	4	4	4	*5	6	6	6	*7	7	8	9	*10	11
	WOLF Juliane (GER)	*0	1	2	2	*2	2	3	3	*4	5	5	5	*6	7	7	8	*8	8	8	8
3	HUSIC DAHLEN Aida (NOR)	*0	1	1	2	*3	4	5	5	*5	6	7	7	*7	8	8	8	*8	9	10	11
	WOLF Juliane (GER)	0	0	*1	1	1	1	*1	2	3	3	*3	4	5	5	*6	7	8	8	*8	8

**Note:**

The "Greatest deficit overcome" only applies when the player ends up winning the game.

**Legend:**

\* Server **No.** Number



**Match Results**  
Résultats du match

PEREZ Florencia (CHI) **0 - 3** HUANG Wenjuan (CHN)

Game Summary		Match	Game 1	Game 2	Game 3	Game 4	Game 5
PEREZ Florencia	CHI	0	5	7	8		
HUANG Wenjuan	CHN	3	11	11	11		
Duration:		19min	5min	5min	7min		

Match No.: 9 Table: 3

Umpires: SIMON Jacky (FRA) ABDELAZIZ Lamia (EGY)

Player Statistics	PEREZ Florencia (CHI)					Match	HUANG Wenjuan (CHN)					Match
	Game						Game					
	1	2	3	4	5		1	2	3	4	5	
Points won	5	7	8			20	11	11	11			33
Biggest lead	3	1	5			5	6	4	3			6
Points won on own serve	3	4	5			12	6	5	7			18
Points lost on own serve	5	6	4			15	2	3	3			8
Most consecutive points won	3	3	7			7	7	4	6			7
Greatest deficit overcome	-	-	-			-	3	1	5			5

Game/Match Statistics	Game					Match
	1	2	3	4	5	
Longest rally (strokes)	12	13	15			15
Average rally	5	6	5			5

**Game Progress**

1	PEREZ Florencia (CHI)	0	1	*2	3	3	3	*3	3	3	3	*3	4	4	4	*4	5	5			
	HUANG Wenjuan (CHN)	*0	0	0	0	*1	2	3	4	*5	6	7	7	*8	9	10	10	11			
2	PEREZ Florencia (CHI)	*0	0	1	1	*1	2	3	4	*4	4	4	4	*5	5	6	6	*7	7	7	
	HUANG Wenjuan (CHN)	0	1	*1	2	3	3	*3	3	4	5	*6	7	7	8	*8	9	9	10	11	
3	PEREZ Florencia (CHI)	0	0	*0	1	2	3	*4	5	6	7	*7	7	7	7	*7	7	8	8	*8	8
	HUANG Wenjuan (CHN)	*0	1	2	2	*2	2	2	2	*2	2	3	4	*5	6	7	8	*8	9	10	11

**Note:**  
The "Greatest deficit overcome" only applies when the player ends up winning the game.

**Legend:**  
\* Server **No.** Number



**Match Results**  
Résultats du match

HUSIC DAHLEN Aida (NOR) **0 - 3** HUANG Wenjuan (CHN)

Game Summary		Match	Game 1	Game 2	Game 3	Game 4	Game 5
HUSIC DAHLEN Aida	NOR	0	4	10	6		
HUANG Wenjuan	CHN	3	11	12	11		
Duration:		20min	5min	8min	6min		

Match No.: 10 Table: 1

Umpires: MIGUEZ Carolina (ARG) PINKEWICH Marie (AUS)

Player Statistics	HUSIC DAHLEN Aida (NOR)					Match	HUANG Wenjuan (CHN)					Match
	Game						Game					
	1	2	3	4	5		1	2	3	4	5	
Points won	4	10	6			20	11	12	11			34
Biggest lead	-	1	-			1	7	2	8			8
Points won on own serve	2	5	4			11	6	6	7			19
Points lost on own serve	5	6	4			15	2	5	2			9
Most consecutive points won	3	3	3			3	5	3	8			8
Greatest deficit overcome	-	-	-			-	-	1	-			1

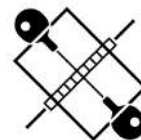
Game/Match Statistics	Game					Match
	1	2	3	4	5	
Longest rally (strokes)	6	7	10			10
Average rally	4	3	5			4

**Game Progress**

1	HUSIC DAHLEN Aida (NOR)	0	0	*0	0	1	1	*1	1	2	3	*4	4	4	4	*4	4							
	HUANG Wenjuan (CHN)	*0	1	2	3	*3	4	5	6	*6	6	6	7	*8	9	10	11							
2	HUSIC DAHLEN Aida (NOR)	*0	0	1	1	*2	2	2	3	*3	4	4	5	*6	7	7	7	*7	8	9	10	*10	10	10
	HUANG Wenjuan (CHN)	0	1	*1	2	2	3	*4	4	5	5	*6	6	6	6	*7	8	9	9	*9	9	10	*11	12
3	HUSIC DAHLEN Aida (NOR)	0	0	*0	0	0	0	*0	0	0	1	*1	2	3	4	*4	5	6	6					
	HUANG Wenjuan (CHN)	*0	1	2	3	*4	5	6	7	*8	8	9	9	*9	9	10	10	*10	11					

**Note:**  
The "Greatest deficit overcome" only applies when the player ends up winning the game.

**Legend:**  
\* Server **No.** Number



### Player Statistics

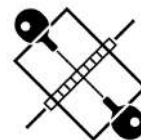
Statistiques du joueur

As of SAT 7 SEP 2024

Name	NPC Code	Matches			Games			Points Won				Points Lost				Average Match Duration
		Played	Won	%Won	Played	Won	%Won	Total	Own Serve	Most Consecutive	Greatest Deficit Overcome	Total	Own Serve	Most Consecutive	Greatest Lead Lost	
ARLOY Zsofia	HUN	2	1	50%	7	4	57%	62	38	8	2	56	22	6	3	25min
ELSAYED Hagar	EGY	1	0	0%	3	0	0%	15	10	2	0	33	13	8	2	18min
HAUTIERE Lucie	FRA	1	0	0%	3	0	0%	8	2	2	0	33	19	11	0	22min
HUANG Wenjuan	CHN	3	3	100%	9	9	100%	103	57	8	5	68	28	7	0	20min
HUSIC DAHLEN Aida	NOR	3	2	67%	11	6	55%	102	64	7	2	100	37	8	1	29min
KAMKASOMPHOU Thu	FRA	1	0	0%	3	0	0%	23	13	5	0	33	15	5	2	20min
KELMER Sophia	BRA	2	1	50%	6	3	50%	61	36	7	1	52	23	3	1	22min
LITVINENKO Elena	NPA	1	0	0%	3	0	0%	16	9	3	0	33	14	7	1	21min
PEREZ Florencia	CHI	2	1	50%	6	3	50%	53	30	7	2	56	25	7	5	20min
TOMONO Yuri	JPN	2	1	50%	8	5	63%	81	45	11	1	57	23	5	2	34min
WOLF Juliane	GER	2	1	50%	7	3	43%	59	37	6	3	62	23	7	2	27min

**Note:**

The "Greatest deficit overcome" only applies when the player ends up winning the game and "Greatest lead lost" only when losing.



### Tournament Statistics

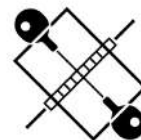
Statistiques du tournoi

As of SAT 7 SEP 2024

Statistics	Round of 16	Quarterfinals	Semifinals	Finals	Total
<b>Matches</b> Total	3	4	2	1	10
Game Margin: 3:0	3 100%	2 50%	2 100%	1 100%	8 80%
3:1		1 25%			1 10%
3:2		1 25%			1 10%
Invalid Results Mark					
Duration: Total	1h1min	2h	41min	20min	4h2min
Longest	22min	46min	22min	20min	46min
Shortest	18min	20min	19min	20min	18min
Average	20min	30min	21min	20min	24min
<b>Games</b> Total	9	15	6	3	33
Point Margin: 11	1 11%				1 3%
10					
9			1 17%		1 3%
8					
7	4 44%	1 7%		1 33%	6 18%
6	2 22%	1 7%	1 17%		4 12%
5	1 11%	1 7%		1 33%	3 9%
4	1 11%	1 7%	1 17%		3 9%
3		5 33%	3 50%		8 24%
2		6 40%		1 33%	7 21%
Invalid Results Mark					
Duration: Total	1h1min	1h48min	38min	19min	3h46min
Longest	9min	9min	9min	8min	9min
Shortest	5min	5min	5min	5min	5min
Average	7min	7min	6min	6min	7min
<b>Points</b> Total	138	287	104	54	583
Per game	15.33	19.13	17.33	18.00	17.67
Most consecutive won	11	6	7	8	11
Greatest deficit overcome	2	3	5	1	5
Longest rally	19	17	15	10	19
Average rally	4	4	5	4	4

**Note:**

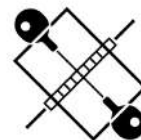
The "Greatest deficit overcome" only applies when the player ends up winning the game.



**Entry List by Event**  
Liste d'inscriptions par épreuve  
As of SAT 24 AUG 2024

NPC	Name	Date of Birth	Qualification Pathway	World Ranking
<b>AUS - Australia</b>	LEI Li Na	19 FEB 1988	CQ	1
<b>BRA - Brazil</b>	PARINOS Jennyfer	22 FEB 1996	QT	8
	RAUEN Danielle	18 DEC 1997	CQ	6
<b>CHN - People's Republic of China</b>	MAO Jingdian	27 FEB 1995	CQ	7
	XIONG Guiyan	6 MAR 1976	QR	4
<b>CRO - Croatia</b>	LUCIC Mirjana	9 DEC 1976	QI	9
<b>HUN - Hungary</b>	SZVITACS Alexa	1 AUG 1990	QR	3
<b>POL - Poland</b>	PEK Karolina	8 FEB 1998	CQ	2
<b>TUR - Türkiye</b>	KAVAS Neslihan	29 AUG 1987	QR	5
<b>UKR - Ukraine</b>	SHYNKAROVA Iryna	10 MAR 2005	QI	10

Legend:			
<b>CQ</b>	Continental Qualification	<b>QI</b>	Qualified by Invitation
<b>QT</b>	Qualification Tournament	<b>QR</b>	World Ranking



**Draw**  
Tableau d'élimination

Round of 16	NPC Code	Quarterfinals	NPC Code	Semifinals	NPC Code	Finals	NPC Code	Final Ranking
LEI Li Na	AUS	LEI Li Na	AUS	LEI Li Na	AUS	XIONG Guiyan	CHN	1 PEK Karolina 2 XIONG Guiyan 3 LEI Li Na 3 SZVITACS Alexa 5 KAVAS Neslihan 5 MAO Jingdian 5 RAUEN Danielle 5 SHYNKAROVA Iryna 9 LUCIC Mirjana 9 PARINOS Jennyfer
BYE				3-0 (11:6, 11:6, 11:6)		3-2 (8:11, 11:8, 11:6, 6:11, 11:5)		<b>GOLD</b>
BYE		KAVAS Neslihan	TUR					PEK Karolina
KAVAS Neslihan	TUR							3-2 (11:7, 2:11, 4:11, 13:11, 11:8)
PARINOS Jennyfer	BRA	SHYNKAROVA Iryna	UKR	XIONG Guiyan	CHN			<b>SILVER</b>
SHYNKAROVA Iryna	UKR			3-0 (11:1, 11:3, 14:12)				XIONG Guiyan
BYE								
XIONG Guiyan	CHN							
SZVITACS Alexa	HUN	SZVITACS Alexa	HUN	SZVITACS Alexa	HUN	PEK Karolina	POL	<b>BRONZE</b>
BYE				3-2 (9:11, 11:9, 6:11, 11:6, 14:12)		3-0 (11:7, 11:8, 11:7)		
LUCIC Mirjana	CRO	RAUEN Danielle	BRA					
RAUEN Danielle	BRA							
MAO Jingdian	CHN	MAO Jingdian	CHN	PEK Karolina	POL			
BYE				3-0 (11:6, 11:9, 12:10)				
BYE								
PEK Karolina	POL							





**Match Results**  
Résultats du match

PARINOS Jennyfer (BRA) **1 - 3** SHYNKAROVA Iryna (UKR)

Game Summary		Match	Game 1	Game 2	Game 3	Game 4	Game 5
PARINOS Jennyfer	BRA	1	9	11	11	1	
SHYNKAROVA Iryna	UKR	3	11	13	7	11	
Duration:		28min	6min	10min	6min	5min	

Match No.: 1 Table: 5

Umpires: REZAIE JAHDKON Simin (IRI) ROUSSET Isabelle (FRA)

Player Statistics	PARINOS Jennyfer (BRA)					Match	SHYNKAROVA Iryna (UKR)					Match
	Game						Game					
	1	2	3	4	5		1	2	3	4	5	
Points won	9	11	11	1		32	11	13	7	11		42
Biggest lead	2	4	4	1		4	2	2	2	10		10
Points won on own serve	7	4	8	0		19	8	5	5	5		23
Points lost on own serve	3	8	2	6		19	2	7	3	1		13
Most consecutive points won	2	4	6	1		6	3	4	2	11		11
Greatest deficit overcome	-	-	2	-		2	2	4	-	1		4

Game/Match Statistics	Game					Match
	1	2	3	4	5	
Longest rally (strokes)	10	23	15	12		23
Average rally	4	6	7	6		6

**Game Progress**

1	PARINOS Jennyfer (BRA)	*0	1	2	2	*2	3	3	3	*4	5	5	5	*6	7	7	7	*7	8	9	9	9				
	SHYNKAROVA Iryna (UKR)	0	0	*0	1	2	2	*3	4	4	4	*5	6	6	6	*7	8	9	9	*9	10	11				
2	PARINOS Jennyfer (BRA)	0	1	*2	2	2	2	*3	3	4	5	*6	7	7	7	*8	9	10	10	*10	10	10	*11	11	*11	11
	SHYNKAROVA Iryna (UKR)	*0	0	0	1	*2	3	3	4	*4	4	4	4	*5	6	6	6	*6	7	8	9	*10	10	*11	12	13
3	PARINOS Jennyfer (BRA)	*0	0	1	2	*2	2	3	3	*3	4	5	5	*5	6	7	8	*9	10	11						
	SHYNKAROVA Iryna (UKR)	0	1	*1	1	2	3	*3	4	5	5	*5	6	7	7	*7	7	7	7	7						
4	PARINOS Jennyfer (BRA)	0	1	*1	1	1	1	*1	1	1	1	*1	1	1												
	SHYNKAROVA Iryna (UKR)	*0	0	1	2	*3	4	5	6	*7	8	9	10	11												

**Note:**  
The "Greatest deficit overcome" only applies when the player ends up winning the game.

**Legend:**  
\* Server **No.** Number



**Match Results**  
Résultats du match

LUCIC Mirjana (CRO) **0 - 3** RAUEN Danielle (BRA)

Game Summary		Match	Game 1	Game 2	Game 3	Game 4	Game 5
LUCIC Mirjana	CRO	0	8	10	6		
RAUEN Danielle	BRA	3	11	12	11		
Duration:		25min	8min	9min	7min		

Match No.: 2 Table: 3

Umpires: GERSDORF Anja (GER) LONGEPE Louis Jean (FRA)

Player Statistics	LUCIC Mirjana (CRO)					Match	RAUEN Danielle (BRA)					Match
	Game						Game					
	1	2	3	4	5		1	2	3	4	5	
Points won	8	10	6			24	11	12	11			34
Biggest lead	1	4	-			4	3	2	5			5
Points won on own serve	5	4	3			12	6	5	5			16
Points lost on own serve	5	7	6			18	3	6	3			12
Most consecutive points won	2	4	2			4	3	4	4			4
Greatest deficit overcome	-	-	-			-	1	4	-			4

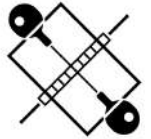
Game/Match Statistics	Game					Match
	1	2	3	4	5	
Longest rally (strokes)	13	19	27			27
Average rally	6	7	7			6

**Game Progress**

1	LUCIC Mirjana (CRO)	*0	0	1	1	*2	3	3	3	*3	4	4	4	*5	6	6	6	*7	8	8	8			
	RAUEN Danielle (BRA)	0	1	*1	2	2	2	*3	4	5	5	*6	7	7	7	*8	9	9	9	*10	11			
2	LUCIC Mirjana (CRO)	0	1	*2	3	4	4	*5	5	5	6	*6	6	7	7	*8	9	9	9	*10	10	10	*10	10
	RAUEN Danielle (BRA)	*0	0	0	0	*0	1	1	2	*3	3	4	5	*5	6	6	6	*7	8	8	9	*10	11	12
3	LUCIC Mirjana (CRO)	*0	0	0	0	*0	1	1	1	*2	3	3	4	*4	4	5	6	*6	6					
	RAUEN Danielle (BRA)	0	1	*2	3	4	4	*5	6	6	6	*7	7	8	9	*9	9	10	11					

**Note:**  
The "Greatest deficit overcome" only applies when the player ends up winning the game.

**Legend:**  
\* Server **No.** Number



## Match Results

Résultats du match

**LEI Li Na (AUS) 3 - 0 KAVAS Neslihan (TUR)**

Game Summary		Match	Game 1	Game 2	Game 3	Game 4	Game 5
LEI Li Na	AUS	3	11	11	11		
KAVAS Neslihan	TUR	0	6	6	6		
	Duration:	17min	5min	6min	5min		

Match No.: 3 Table: 1

Umpires: MERHEB Imad (LBN) KIVIMAKI Joonas (FIN)

Player Statistics	LEI Li Na (AUS)					Match	KAVAS Neslihan (TUR)					Match
	Game						Game					
	1	2	3	4	5		1	2	3	4	5	
Points won	11	11	11			33	6	6	6			18
Biggest lead	7	7	5			7	1	-	2			2
Points won on own serve	7	5	6			18	4	3	3			10
Points lost on own serve	2	3	3			8	4	6	5			15
Most consecutive points won	7	4	7			7	3	3	4			4
Greatest deficit overcome	1	-	2			2	-	-	-			-

Game/Match Statistics	Game					Match
	1	2	3	4	5	
Longest rally (strokes)	5	9	7			9
Average rally	3	4	4			4

### Game Progress

1	LEI Li Na (AUS)	*0	0	1	1	*2	3	4	5	*6	7	8	8	*9	10	10	10	*10	11
	KAVAS Neslihan (TUR)	0	1	*1	2	2	2	*2	2	2	2	*2	3	3	3	*4	5	6	6
2	LEI Li Na (AUS)	0	1	*2	2	3	3	*4	5	6	7	*7	8	9	10	*10	10	10	11
	KAVAS Neslihan (TUR)	*0	0	0	1	*1	2	2	2	*2	2	3	3	*3	3	4	5	*6	6
3	LEI Li Na (AUS)	*0	1	2	2	*2	2	2	3	*4	5	6	7	*8	9	9	10	*10	11
	KAVAS Neslihan (TUR)	0	0	*0	1	2	3	*4	4	4	4	*4	4	4	4	*5	5	6	6

### Note:

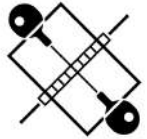
The "Greatest deficit overcome" only applies when the player ends up winning the game.

### Legend:

\* Server

No. Number





**Match Results**  
Résultats du match

**SZVITACS Alexa (HUN)      3 - 2      RAUEN Danielle (BRA)**

Game Summary		Match	Game 1	Game 2	Game 3	Game 4	Game 5
SZVITACS Alexa	HUN	<b>3</b>	9	11	6	11	14
RAUEN Danielle	BRA	<b>2</b>	11	9	11	6	12
	Duration:	<b>49min</b>	8min	9min	6min	7min	14min

Match No.: 5 Table: 5

Umpires: PARMENTELAT Tamara (FRA) PINKEWICH Marie (AUS)

Player Statistics	SZVITACS Alexa (HUN)						RAUEN Danielle (BRA)					
	Game					Match	Game					Match
	1	2	3	4	5		1	2	3	4	5	
Points won	9	11	6	11	14	<b>51</b>	11	9	11	6	12	<b>49</b>
Biggest lead	1	3	2	5	4	<b>5</b>	3	1	5	-	1	<b>5</b>
Points won on own serve	5	6	2	6	7	<b>26</b>	6	5	4	4	6	<b>25</b>
Points lost on own serve	5	4	7	2	6	<b>24</b>	4	5	4	5	7	<b>25</b>
Most consecutive points won	2	3	2	3	4	<b>4</b>	3	4	6	1	4	<b>6</b>
Greatest deficit overcome	-	1	-	-	1	<b>1</b>	1	-	2	-	-	<b>2</b>

Game/Match Statistics	Game					Match
	1	2	3	4	5	
Longest rally (strokes)	9	20	18	13	19	<b>20</b>
Average rally	5	5	5	6	6	<b>6</b>

**Game Progress**

1	SZVITACS Alexa (HUN)		*0	0	1	2	*2	2	3	3	*3	4	5	5	*6	6	6	6	*7	7	8	9	9					
	RAUEN Danielle (BRA)		0	1	*1	1	2	3	*3	4	5	5	*5	6	6	7	*8	9	9	10	*10	10	11					
2	SZVITACS Alexa (HUN)		0	1	*1	1	2	3	*3	4	4	5	*6	7	7	7	*7	7	8	8	*9	10	11					
	RAUEN Danielle (BRA)		*0	0	1	2	*2	2	3	3	*4	4	4	4	*5	6	7	8	*8	9	9	9	9					
3	SZVITACS Alexa (HUN)		*0	0	1	2	*2	3	3	4	*5	5	5	5	*5	5	5	6	*6	6								
	RAUEN Danielle (BRA)		0	1	*1	1	2	2	*3	3	3	4	*5	6	7	8	*9	9	10	11								
4	SZVITACS Alexa (HUN)		0	1	*1	2	3	3	*4	4	5	5	*6	7	7	8	*8	9	10	11								
	RAUEN Danielle (BRA)		*0	0	1	1	*1	2	2	3	*3	4	4	4	*5	5	6	6	*6	6								
5	SZVITACS Alexa (HUN)		*0	1	1	2	*3	4	5	5	*5	5	5	6	*6	6	7	7	*8	9	9	9	*10	11	*11	11	*12	13
	RAUEN Danielle (BRA)		0	0	*1	1	1	1	*1	2	3	4	*5	5	6	7	*7	8	8	8	*9	10	10	*10	11	*12	12	*12
			14																									
			12																									

**Note:**  
The "Greatest deficit overcome" only applies when the player ends up winning the game.

**Legend:**  
\* Server      No.      Number



**Match Results**  
Résultats du match

MAO Jingdian (CHN) **0 - 3** PEK Karolina (POL)

Game Summary		Match	Game 1	Game 2	Game 3	Game 4	Game 5
MAO Jingdian	CHN	0	6	9	10		
PEK Karolina	POL	3	11	11	12		
Duration:		26min	6min	8min	10min		

Match No.: 6 Table: 3

Umpires: DECLOMESNIL Yohan (FRA) FOUCHARD Frederic (FRA)

Player Statistics	MAO Jingdian (CHN)					Match	PEK Karolina (POL)					Match
	Game						Game					
	1	2	3	4	5		1	2	3	4	5	
Points won	6	9	10			25	11	11	12			34
Biggest lead	1	6	-			6	5	2	3			5
Points won on own serve	5	3	5			13	7	4	6			17
Points lost on own serve	4	7	6			17	1	6	5			12
Most consecutive points won	3	6	3			6	4	5	2			5
Greatest deficit overcome	-	-	-			-	1	6	-			6

Game/Match Statistics	Game					Match
	1	2	3	4	5	
Longest rally (strokes)	10	12	13			13
Average rally	5	5	5			5

**Game Progress**

1	MAO Jingdian (CHN)	*0	1	1	1	*1	2	3	4	*4	4	5	5	*5	6	6	6	*6	6					
	PEK Karolina (POL)	0	0	*1	2	3	3	*3	3	4	5	*5	6	7	7	*8	9	10	11					
2	MAO Jingdian (CHN)	0	1	*2	3	4	5	*6	6	6	7	*8	8	8	8	*8	9	9	9	*9	9	9		
	PEK Karolina (POL)	*0	0	0	0	*0	0	0	1	*2	2	2	3	*4	5	6	6	*7	8	9	10	11		
3	MAO Jingdian (CHN)	*0	0	0	1	*1	2	3	3	*3	4	4	4	*5	5	6	6	*7	7	8	9	*10	10	10
	PEK Karolina (POL)	0	1	*2	2	3	3	*3	4	5	5	*6	7	7	8	*8	9	9	10	*10	10	10	*11	12

**Note:**

The "Greatest deficit overcome" only applies when the player ends up winning the game.

**Legend:**

\* Server **No.** Number



**Match Results**  
Résultats du match

**LEI Li Na (AUS) 2 - 3 XIONG Guiyan (CHN)**

Game Summary		Match	Game 1	Game 2	Game 3	Game 4	Game 5
LEI Li Na	AUS	2	11	8	6	11	5
XIONG Guiyan	CHN	3	8	11	11	6	11
Duration:		34min	7min	7min	8min	6min	6min

Match No.: 7 Table: 1

Umpires: de HAUTECLOCQUE Donatien (FRA) ABDULLAH Diana (MAS)

Player Statistics	LEI Li Na (AUS)						Match	XIONG Guiyan (CHN)						Match
	Game					Match		Game					Match	
	1	2	3	4	5			1	2	3	4	5		
Points won	11	8	6	11	5	41	8	11	11	6	11	47		
Biggest lead	3	5	-	5	-	5	4	3	5	-	6	6		
Points won on own serve	8	4	2	8	2	24	7	5	5	5	5	27		
Points lost on own serve	1	6	6	1	6	20	3	4	4	3	3	17		
Most consecutive points won	5	4	2	3	2	5	3	7	4	2	3	7		
Greatest deficit overcome	4	-	-	-	-	4	-	5	-	-	-	5		

Game/Match Statistics	Game					Match
	1	2	3	4	5	
Longest rally (strokes)	10	10	11	15	13	15
Average rally	5	5	5	7	6	6

**Game Progress**

1	LEI Li Na (AUS)	0	0	*0	0	1	1	*1	2	3	3	*3	4	5	6	*6	7	8	9	*10	11
	XIONG Guiyan (CHN)	*0	1	2	3	*3	4	5	5	*5	6	7	7	*7	7	8	8	*8	8	8	8
2	LEI Li Na (AUS)	*0	1	2	2	*3	4	5	6	*6	6	6	6	*6	6	6	7	*8	8	8	8
	XIONG Guiyan (CHN)	0	0	*0	1	1	1	*1	1	2	3	*4	5	6	7	*8	8	8	9	*10	11
3	LEI Li Na (AUS)	0	0	*1	1	1	1	*2	3	3	4	*4	4	4	4	*5	5	6	6		
	XIONG Guiyan (CHN)	*0	1	1	2	*3	4	4	4	*5	5	6	7	*8	9	9	10	*10	11		
4	LEI Li Na (AUS)	*0	1	2	2	*3	3	4	4	*5	6	7	7	*7	8	9	10	*10	11		
	XIONG Guiyan (CHN)	0	0	*0	1	1	2	*2	3	3	3	*3	4	5	5	*5	5	6	6		
5	LEI Li Na (AUS)	0	0	*0	0	1	1	*1	2	2	3	*3	3	3	4	*5	5	5			
	XIONG Guiyan (CHN)	*0	1	2	3	*3	4	5	5	*6	6	7	8	*9	9	9	10	11			

**Note:**  
The "Greatest deficit overcome" only applies when the player ends up winning the game.

**Legend:**  
\* Server  
**No.** Number



**Match Results**  
Résultats du match

SZVITACS Alexa (HUN) **0 - 3** PEK Karolina (POL)

Game Summary		Match	Game 1	Game 2	Game 3	Game 4	Game 5
SZVITACS Alexa	HUN	0	7	8	7		
PEK Karolina	POL	3	11	11	11		
Duration:		26min	7min	8min	10min		

Match No.: 8 Table: 3

Umpires: PINKEWICH Marie (AUS) MIGUEZ Carolina (ARG)

Player Statistics	SZVITACS Alexa (HUN)					Match	PEK Karolina (POL)					Match
	Game						Game					
	1	2	3	4	5		1	2	3	4	5	
Points won	7	8	7			22	11	11	11			33
Biggest lead	2	-	1			2	4	4	6			6
Points won on own serve	6	5	4			15	9	6	7			22
Points lost on own serve	2	5	4			11	1	3	3			7
Most consecutive points won	2	3	3			3	3	4	6			6
Greatest deficit overcome	-	-	-			-	2	-	1			2

Game/Match Statistics	Game					Match
	1	2	3	4	5	
Longest rally (strokes)	8	10	14			14
Average rally	4	5	5			5

**Game Progress**

1	SZVITACS Alexa (HUN)	0	1	*1	2	3	3	*3	3	4	4	*4	4	5	5	*5	6	7	7	7	
	PEK Karolina (POL)	*0	0	1	1	*1	2	3	4	*4	5	6	7	*7	8	9	9	*9	10	11	
2	SZVITACS Alexa (HUN)	*0	0	0	0	*0	1	1	2	*3	3	4	4	*5	6	7	7	*7	7	8	8
	PEK Karolina (POL)	0	1	*2	3	4	4	*5	5	5	6	*6	7	7	7	*7	8	9	10	*10	11
3	SZVITACS Alexa (HUN)	0	1	*1	2	2	2	*3	3	4	4	*4	4	4	4	*4	5	6	7	7	
	PEK Karolina (POL)	*0	0	1	1	*2	3	3	4	*4	5	6	7	*8	9	10	10	*10	10	11	

**Note:**  
The "Greatest deficit overcome" only applies when the player ends up winning the game.

**Legend:**  
\* Server **No.** Number





**Match Results**  
Résultats du match

XIONG Guiyan (CHN) **2 - 3** PEK Karolina (POL)

Game Summary		Match	Game 1	Game 2	Game 3	Game 4	Game 5
XIONG Guiyan	CHN	2	7	11	11	11	8
PEK Karolina	POL	3	11	2	4	13	11
Duration:		42min	6min	5min	7min	12min	9min

Match No.: 9 Table: 1

Umpires: BONG Mijung (KOR) SIMON Jacky (FRA)

Player Statistics	XIONG Guiyan (CHN)						PEK Karolina (POL)					
	Game					Match	Game					Match
	1	2	3	4	5		1	2	3	4	5	
Points won	7	11	11	11	8	48	11	2	4	13	11	41
Biggest lead	1	9	7	2	4	9	6	-	-	3	3	6
Points won on own serve	3	5	7	6	6	27	4	1	3	7	7	22
Points lost on own serve	7	1	1	6	4	19	4	6	4	5	2	21
Most consecutive points won	2	5	3	4	3	5	6	1	2	3	6	6
Greatest deficit overcome	-	-	-	-	-	-	1	-	-	2	4	4

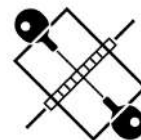
Game/Match Statistics	Game					Match
	1	2	3	4	5	
Longest rally (strokes)	13	14	20	29	24	29
Average rally	6	6	9	7	8	7

**Game Progress**

1	XIONG Guiyan (CHN)	*0	1	1	1	*2	2	2	2	*2	2	2	3	*4	4	5	6	*6	7	7						
	PEK Karolina (POL)	0	0	*1	2	2	3	*4	5	6	7	*8	8	8	9	*9	9	10	10	11						
2	XIONG Guiyan (CHN)	0	1	*2	2	3	4	*5	6	7	7	*8	9	10	11											
	PEK Karolina (POL)	*0	0	0	1	*1	1	1	1	*1	2	2	2	*2	2											
3	XIONG Guiyan (CHN)	*0	1	2	3	*3	4	5	6	*6	6	7	8	*8	9	10	11									
	PEK Karolina (POL)	0	0	*0	0	1	1	*1	1	2	3	*3	3	4	4	*4	4									
4	XIONG Guiyan (CHN)	0	0	*0	0	1	1	*2	3	4	5	*5	6	6	7	*8	8	8	8	*9	9	10	*10	11	*11	11
	PEK Karolina (POL)	*0	1	2	3	*3	4	4	4	*4	4	5	5	*6	6	6	7	*8	9	9	10	*10	11	*11	12	13
5	XIONG Guiyan (CHN)	*0	1	1	2	*2	3	4	5	*5	6	7	7	*7	7	7	7	*7	8	8	8					
	PEK Karolina (POL)	0	0	*1	1	2	2	*2	2	3	3	*3	4	5	6	*7	8	9	9	*10	11					

**Note:**  
The "Greatest deficit overcome" only applies when the player ends up winning the game.

**Legend:**  
\* Server **No.** Number



## Player Statistics

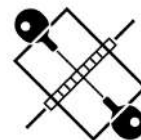
Statistiques du joueur

As of SAT 7 SEP 2024

Name	NPC Code	Matches			Games			Points Won				Points Lost				Average Match Duration
		Played	Won	%Won	Played	Won	%Won	Total	Own Serve	Most Consecutive	Greatest Deficit Overcome	Total	Own Serve	Most Consecutive	Greatest Lead Lost	
KAVAS Neslihan	TUR	1	0	0%	3	0	0%	18	10	4	0	33	15	7	2	17min
LEI Li Na	AUS	2	1	50%	8	5	63%	74	42	7	4	65	28	7	5	26min
LUCIC Mirjana	CRO	1	0	0%	3	0	0%	24	12	4	0	34	18	4	4	25min
MAO Jingdian	CHN	1	0	0%	3	0	0%	25	13	6	0	34	17	5	6	26min
PARINOS Jennyfer	BRA	1	0	0%	4	1	25%	32	19	6	2	42	19	11	4	28min
PEK Karolina	POL	3	3	100%	11	9	82%	108	61	6	6	95	40	6	0	31min
RAUEN Danielle	BRA	2	1	50%	8	5	63%	83	41	6	4	75	37	4	1	37min
SHYNKAROVA Iryna	UKR	2	1	50%	7	3	43%	58	33	11	4	68	30	7	2	23min
SZVITACS Alexa	HUN	2	1	50%	8	3	38%	73	41	4	1	82	35	6	2	38min
XIONG Guiyan	CHN	3	2	67%	13	8	62%	131	73	7	5	98	42	6	4	31min

**Note:**

The "Greatest deficit overcome" only applies when the player ends up winning the game and "Greatest lead lost" only when losing.



### Tournament Statistics

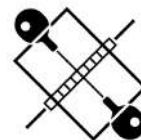
Statistiques du tournoi

As of SAT 7 SEP 2024

Statistics	Round of 16	Quarterfinals	Semifinals	Finals	Total
<b>Matches</b> Total	2	4	2	1	9
Game Margin: 3:0	1 50%	3 75%	1 50%		5 56%
3:1	1 50%				1 11%
3:2		1 25%	1 50%	1 100%	3 33%
Invalid Results Mark					
Duration: Total	53min	1h50min	1h	42min	4h25min
Longest	28min	49min	34min	42min	49min
Shortest	25min	17min	26min	42min	17min
Average	27min	28min	30min	42min	29min
<b>Games</b> Total	7	14	8	5	34
Point Margin: 11					
10	1 14%	1 7%			2 6%
9				1 20%	1 3%
8		1 7%			1 3%
7				1 20%	1 3%
6			1 13%		1 3%
5	1 14%	6 43%	2 25%		9 26%
4	1 14%		2 25%	1 20%	4 12%
3	1 14%		3 38%	1 20%	5 15%
2	3 43%	6 43%		1 20%	10 29%
Invalid Results Mark					
Duration: Total	51min	1h41min	59min	39min	4h10min
Longest	10min	14min	10min	12min	14min
Shortest	5min	3min	6min	5min	3min
Average	7min	7min	7min	8min	7min
<b>Points</b> Total	132	262	143	89	626
Per game	18.86	18.71	17.88	17.80	18.41
Most consecutive won	11	7	7	6	11
Greatest deficit overcome	4	6	5	4	6
Longest rally	27	20	15	29	29
Average rally	6	5	5	7	6

**Note:**

The "Greatest deficit overcome" only applies when the player ends up winning the game.

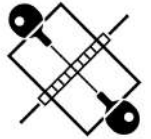


**Entry List by Event**  
Liste d'inscriptions par épreuve  
As of SAT 24 AUG 2024

NPC	Name	Date of Birth	Qualification Pathway	World Ranking
<b>AUS - Australia</b>	TAPPER Melissa	1 MAR 1990	QR	4
	YANG Qian	17 JUN 1996	CQ	1
<b>BRA - Brazil</b>	ALEXANDRE Bruna	29 MAR 1995	CQ	3
<b>CHN - People's Republic of China</b>	HOU Chunxiao	4 AUG 1988	QR	8
<b>NGR - Nigeria</b>	OBAZUAYE Faith	4 MAR 1989	CQ	10
<b>POL - Poland</b>	PARTYKA Natalia	27 JUL 1989	CQ	2
<b>SWE - Sweden</b>	HANDEN Anja	28 DEC 2003	QI	9
<b>TPE - Chinese Taipei</b>	LIN Tzu Yu	23 JUN 2000	CQ	7
	TIAN Shiau Wen	14 DEC 1999	QR	6
<b>TUR - Türkiye</b>	DEMIR Merve	6 SEP 2001	QR	5

**Legend:**

**CQ** Continental Qualification      **QI** Qualified by Invitation      **QR** World Ranking



**Draw**  
Tableau d'élimination

Round of 16	NPC Code	Quarterfinals	NPC Code	Semifinals	NPC Code	Finals	NPC Code	Final Ranking																																																						
YANG Qian	AUS	YANG Qian	AUS	YANG Qian	AUS	YANG Qian	AUS	<table border="0"> <thead> <tr> <th>Rank</th> <th>Name</th> <th>NPC Code</th> </tr> </thead> <tbody> <tr><td>1</td><td>YANG Qian</td><td>AUS</td></tr> <tr><td>2</td><td>PARTYKA Natalia</td><td>POL</td></tr> <tr><td>3</td><td>ALEXANDRE Bruna</td><td>BRA</td></tr> <tr><td>3</td><td>TIAN Shiao Wen</td><td>TPE</td></tr> <tr><td>5</td><td>DEMIR Merve</td><td>TUR</td></tr> <tr><td>5</td><td>HANDEN Anja</td><td>SWE</td></tr> <tr><td>5</td><td>LIN Tzu Yu</td><td>TPE</td></tr> <tr><td>5</td><td>TAPPER Melissa</td><td>AUS</td></tr> <tr><td>9</td><td>HOU Chunxiao</td><td>CHN</td></tr> <tr><td>9</td><td>OBAZUAYE Faith</td><td>NGR</td></tr> <tr><td colspan="3"><b>GOLD</b></td></tr> <tr><td colspan="3">YANG Qian AUS</td></tr> <tr><td colspan="3"><b>SILVER</b></td></tr> <tr><td colspan="3">PARTYKA Natalia POL</td></tr> <tr><td colspan="3"><b>BRONZE</b></td></tr> <tr><td colspan="3">ALEXANDRE Bruna BRA</td></tr> <tr><td colspan="3">TIAN Shiao Wen TPE</td></tr> </tbody> </table>	Rank	Name	NPC Code	1	YANG Qian	AUS	2	PARTYKA Natalia	POL	3	ALEXANDRE Bruna	BRA	3	TIAN Shiao Wen	TPE	5	DEMIR Merve	TUR	5	HANDEN Anja	SWE	5	LIN Tzu Yu	TPE	5	TAPPER Melissa	AUS	9	HOU Chunxiao	CHN	9	OBAZUAYE Faith	NGR	<b>GOLD</b>			YANG Qian AUS			<b>SILVER</b>			PARTYKA Natalia POL			<b>BRONZE</b>			ALEXANDRE Bruna BRA			TIAN Shiao Wen TPE		
Rank	Name	NPC Code																																																												
1	YANG Qian	AUS																																																												
2	PARTYKA Natalia	POL																																																												
3	ALEXANDRE Bruna	BRA																																																												
3	TIAN Shiao Wen	TPE																																																												
5	DEMIR Merve	TUR																																																												
5	HANDEN Anja	SWE																																																												
5	LIN Tzu Yu	TPE																																																												
5	TAPPER Melissa	AUS																																																												
9	HOU Chunxiao	CHN																																																												
9	OBAZUAYE Faith	NGR																																																												
<b>GOLD</b>																																																														
YANG Qian AUS																																																														
<b>SILVER</b>																																																														
PARTYKA Natalia POL																																																														
<b>BRONZE</b>																																																														
ALEXANDRE Bruna BRA																																																														
TIAN Shiao Wen TPE																																																														
BYE				3-0 (12:10, 11:6, 11:1)																																																										
BYE		LIN Tzu Yu	TPE																																																											
LIN Tzu Yu	TPE																																																													
HOU Chunxiao	CHN	HANDEN Anja	SWE	ALEXANDRE Bruna	BRA																																																									
HANDEN Anja	SWE	3-0 (11:5, 11:6, 11:9)		3-1 (11:4, 11:2, 6:11, 11:4)																																																										
BYE																																																														
ALEXANDRE Bruna	BRA																																																													
TAPPER Melissa	AUS	TAPPER Melissa	AUS	TIAN Shiao Wen	TPE																																																									
BYE				3-2 (13:11, 15:13, 8:11, 12:14, 11:8)																																																										
OBAZUAYE Faith	NGR	TIAN Shiao Wen	TPE																																																											
TIAN Shiao Wen	TPE	3-0 (11:4, 11:8, 11:3)																																																												
DEMIR Merve	TUR	DEMIR Merve	TUR	PARTYKA Natalia	POL																																																									
BYE				3-2 (11:6, 11:5, 8:11, 12:14, 11:8)																																																										
BYE																																																														
PARTYKA Natalia	POL			3-0 (11:8, 11:5, 13:11)																																																										



**Match Results**  
Résultats du match

HOU Chunxiao (CHN) **0 - 3** HANDEN Anja (SWE)

Game Summary		Match	Game 1	Game 2	Game 3	Game 4	Game 5
HOU Chunxiao	CHN	0	5	6	9		
HANDEN Anja	SWE	3	11	11	11		
Duration:		21min	5min	6min	9min		

Match No.: 1 Table: 1

Umpires: de HAUTECLOCQUE Donatien (FRA) LONGEPE Louis Jean (FRA)

Player Statistics	HOU Chunxiao (CHN)					Match	HANDEN Anja (SWE)					Match
	Game						Game					
	1	2	3	4	5		1	2	3	4	5	
Points won	5	6	9			20	11	11	11			33
Biggest lead	-	-	1			1	6	6	4			6
Points won on own serve	4	4	5			13	7	7	6			20
Points lost on own serve	4	4	5			13	1	2	4			7
Most consecutive points won	2	2	3			3	3	5	4			5
Greatest deficit overcome	-	-	-			-	-	-	1			1

Game/Match Statistics	Game					Match
	1	2	3	4	5	
Longest rally (strokes)	10	10	12			12
Average rally	6	6	5			5

**Game Progress**

1	HOU Chunxiao (CHN)	*0	0	0	1	*1	1	2	2	*2	3	4	4	*4	5	5	5	5	5			
	HANDEN Anja (SWE)	0	1	*2	2	3	4	*4	5	6	6	*6	7	8	8	*9	10	11				
2	HOU Chunxiao (CHN)	0	0	*0	0	0	0	*1	2	2	2	*2	3	4	4	*5	6	6	6			
	HANDEN Anja (SWE)	*0	1	2	3	*4	5	5	5	*6	7	8	8	*8	9	9	9	*10	11			
3	HOU Chunxiao (CHN)	*0	0	1	1	*1	2	3	4	*4	4	4	5	*6	6	6	6	*6	7	8	9	9
	HANDEN Anja (SWE)	0	1	*1	2	3	3	*3	3	4	5	*6	6	6	7	*8	9	10	10	*10	10	11

**Note:**  
The "Greatest deficit overcome" only applies when the player ends up winning the game.

**Legend:**  
\* Server **No.** Number



**Match Results**  
Résultats du match

OBAZUAYE Faith (NGR) **0 - 3** TIAN Shiau Wen (TPE)

Game Summary		Match	Game 1	Game 2	Game 3	Game 4	Game 5
OBAZUAYE Faith	NGR	0	4	8	3		
TIAN Shiau Wen	TPE	3	11	11	11		
Duration:		14min	4min	6min	3min		

Match No.: 2 Table: 3

Umpires: REZAIE JAHDKON Simin (IRI) MIGUEZ Carolina (ARG)

Player Statistics	OBAZUAYE Faith (NGR)					Match	TIAN Shiau Wen (TPE)					Match
	Game						Game					
	1	2	3	4	5		1	2	3	4	5	
Points won	4	8	3			15	11	11	11			33
Biggest lead	1	1	-			1	7	3	8			8
Points won on own serve	4	6	1			11	7	8	4			19
Points lost on own serve	4	3	7			14	0	2	2			4
Most consecutive points won	2	3	1			3	5	4	5			5
Greatest deficit overcome	-	-	-			-	1	1	-			1

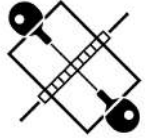
Game/Match Statistics	Game					Match
	1	2	3	4	5	
Longest rally (strokes)	8	10	15			15
Average rally	4	5	5			5

**Game Progress**

1	OBAZUAYE Faith (NGR)	*0	1	1	1	*1	1	2	2	*2	3	4	4	*4	4	4	4				
	TIAN Shiau Wen (TPE)	0	0	*1	2	3	4	*4	5	6	6	*6	7	8	9	*10	11				
2	OBAZUAYE Faith (NGR)	0	0	*0	1	2	2	*2	3	4	5	*5	6	6	6	*6	6	7	7	*8	8
	TIAN Shiau Wen (TPE)	*0	1	2	2	*2	3	4	4	*4	4	5	5	*6	7	8	9	*9	10	10	11
3	OBAZUAYE Faith (NGR)	*0	0	0	0	*1	1	1	1	*1	1	2	2	*3	3	3					
	TIAN Shiau Wen (TPE)	0	1	*2	3	3	4	*5	6	7	8	*8	9	9	10	11					

**Note:**  
The "Greatest deficit overcome" only applies when the player ends up winning the game.

**Legend:**  
\* Server **No.** Number



## Match Results

Résultats du match

**YANG Qian (AUS) 3 - 0 LIN Tzu Yu (TPE)**

Game Summary		Match	Game 1	Game 2	Game 3	Game 4	Game 5
<b>YANG Qian</b>	<b>AUS</b>	<b>3</b>	12	11	11		
<b>LIN Tzu Yu</b>	<b>TPE</b>	<b>0</b>	10	6	1		
Duration:		<b>19min</b>	7min	6min	5min		

Match No.: 3 Table: 1

Umpires: DECLOMESNIL Yohan (FRA) GULLBERG-HANSEN Jens (DEN)

Player Statistics	YANG Qian (AUS)					Match	LIN Tzu Yu (TPE)					Match
	Game						Game					
	1	2	3	4	5	1	2	3	4	5		
Points won	12	11	11			<b>34</b>	10	6	1			<b>17</b>
Biggest lead	3	5	10			<b>10</b>	2	3	-			<b>3</b>
Points won on own serve	7	5	6			<b>18</b>	6	3	1			<b>10</b>
Points lost on own serve	4	3	0			<b>7</b>	5	6	5			<b>16</b>
Most consecutive points won	3	6	9			<b>9</b>	4	3	1			<b>4</b>
Greatest deficit overcome	2	3	-			<b>3</b>	-	-	-			-

Game/Match Statistics	Game					Match
	1	2	3	4	5	
Longest rally (strokes)	13	12	8			<b>13</b>
Average rally	5	5	5			<b>5</b>

### Game Progress

1 <b>YANG Qian (AUS)</b>	*0	1	2	3	*3	3	4	4	*4	4	4	5	*5	6	7	8	*8	9	9	10	*10	11	12
LIN Tzu Yu (TPE)	0	0	*0	0	1	2	*2	3	4	5	*6	6	7	7	*7	7	8	8	*9	9	10	*10	10
2 <b>YANG Qian (AUS)</b>	0	0	*0	0	1	2	*3	4	4	4	*5	5	6	7	*8	9	10	11					
LIN Tzu Yu (TPE)	*0	1	2	3	*3	3	3	*4	5	5	6	*6	6	6	6	*6	6						
3 <b>YANG Qian (AUS)</b>	*0	1	2	2	*3	4	5	6	*7	8	9	10	11										
LIN Tzu Yu (TPE)	0	0	*0	1	1	1	*1	1	1	1	*1	1	1										

### Note:

The "Greatest deficit overcome" only applies when the player ends up winning the game.

### Legend:

\* Server      **No.**      Number





**Match Results**  
Résultats du match

HANDEN Anja (SWE) **1 - 3** ALEXANDRE Bruna (BRA)

Game Summary		Match	Game 1	Game 2	Game 3	Game 4	Game 5
HANDEN Anja	SWE	1	4	2	11	4	
ALEXANDRE Bruna	BRA	3	11	11	6	11	
Duration:		22min	4min	4min	5min	7min	

Match No.: 4 Table: 3

Umpires: MERHEB Imad (LBN) GALLEGO David (COL)

Player Statistics	HANDEN Anja (SWE)					Match	ALEXANDRE Bruna (BRA)					Match
	Game						Game					
	1	2	3	4	5		1	2	3	4	5	
Points won	4	2	11	4		21	11	11	6	11		39
Biggest lead	-	-	5	3		5	7	9	-	7		9
Points won on own serve	2	1	5	2		10	5	6	2	6		19
Points lost on own serve	6	5	4	5		20	2	1	6	2		11
Most consecutive points won	2	1	4	3		4	5	8	2	8		8
Greatest deficit overcome	-	-	-	-		-	-	-	-	3		3

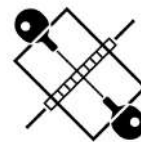
Game/Match Statistics	Game					Match
	1	2	3	4	5	
Longest rally (strokes)	9	16	13	14		16
Average rally	5	6	5	5		5

**Game Progress**

1	HANDEN Anja (SWE)	*0	0	0	0	*1	1	1	1	*1	1	2	2	*3	4	4	4		
	ALEXANDRE Bruna (BRA)	0	1	*2	3	3	4	*5	6	7	8	*8	9	9	9	*10	11		
2	HANDEN Anja (SWE)	0	0	*0	1	1	2	*2	2	2	2	*2	2	2	2	2	2		
	ALEXANDRE Bruna (BRA)	*0	1	2	2	*3	3	4	5	*6	7	8	9	*10	11				
3	HANDEN Anja (SWE)	*0	1	1	2	*3	4	5	5	*6	6	6	7	*8	9	9	10	*10	11
	ALEXANDRE Bruna (BRA)	0	0	*1	1	1	1	*1	2	2	3	*4	4	4	4	*5	5	6	6
4	HANDEN Anja (SWE)	0	1	*2	3	3	3	*3	3	3	3	*3	3	4	4	*4	4	4	
	ALEXANDRE Bruna (BRA)	*0	0	0	0	*1	2	3	4	*5	6	7	8	*8	9	10	11		

**Note:**  
The "Greatest deficit overcome" only applies when the player ends up winning the game.

**Legend:**  
\* Server **No.** Number



**Match Results**  
Résultats du match

TAPPER Melissa (AUS)      **2 - 3**      TIAN Shiau Wen (TPE)

Game Summary		Match	Game 1	Game 2	Game 3	Game 4	Game 5
TAPPER Melissa	AUS	2	11	13	11	14	8
TIAN Shiau Wen	TPE	3	13	15	8	12	11
Duration:		41min	6min	8min	6min	10min	7min

Match No.: 5 Table: 1

Umpires: COME Corinne (FRA) de HAUTECLOCQUE Donatien (FRA)

Player Statistics	TAPPER Melissa (AUS)						TIAN Shiau Wen (TPE)					
	Game					Match	Game					Match
	1	2	3	4	5		1	2	3	4	5	
Points won	11	13	11	14	8	57	13	15	8	12	11	59
Biggest lead	3	2	5	2	2	5	2	2	-	4	3	4
Points won on own serve	6	8	6	7	4	31	7	9	5	6	6	33
Points lost on own serve	6	6	3	6	5	26	5	5	5	7	4	26
Most consecutive points won	4	3	4	4	5	5	3	3	3	4	5	5
Greatest deficit overcome	-	-	-	4	-	4	3	2	-	-	2	3

Game/Match Statistics	Game					Match
	1	2	3	4	5	
Longest rally (strokes)	8	8	12	15	9	15
Average rally	4	4	5	6	5	5

**Game Progress**

1	TAPPER Melissa (AUS)	0	0	*0	1	1	2	*2	3	4	5	*6	6	7	8	*8	8	9	9	*9	9	10	*11	11	*11	11	
	TIAN Shiau Wen (TPE)	*0	1	2	2	*3	3	4	4	*4	4	4	5	*5	5	6	7	*7	8	9	10	*10	10	*11	12	13	
2	TAPPER Melissa (AUS)	*0	0	0	1	*2	3	3	3	*4	4	4	5	*5	6	7	8	*8	9	10	10	*10	11	*11	12	*12	13
	TIAN Shiau Wen (TPE)	0	1	*2	2	2	2	*3	4	4	5	*6	6	7	7	*7	7	8	8	*8	9	10	*10	11	*11	12	*12
		*13	13	13																							
		13	*14	15																							
3	TAPPER Melissa (AUS)	0	1	*2	3	3	3	*4	5	6	7	*7	8	8	8	*8	9	9	10	*10	11						
	TIAN Shiau Wen (TPE)	*0	0	0	0	*1	2	2	2	*2	2	3	3	*4	5	6	6	*7	7	8	8						
4	TAPPER Melissa (AUS)	*0	1	1	2	*2	2	2	2	*3	4	4	4	*4	5	6	7	*7	7	8	9	*10	11	*11	11	*12	13
	TIAN Shiau Wen (TPE)	0	0	*1	1	2	3	*4	5	5	5	*6	7	8	8	*8	8	9	10	*10	10	10	*10	11	*12	12	*12
		14																									
		12																									
5	TAPPER Melissa (AUS)	0	0	*1	1	2	2	*2	2	3	4	*5	6	7	7	*7	7	7	7	*8	8						
	TIAN Shiau Wen (TPE)	*0	1	1	2	*2	3	4	5	*5	5	5	5	*5	6	7	8	*9	10	10	10	11					

**Note:**  
The "Greatest deficit overcome" only applies when the player ends up winning the game.

**Legend:**  
\* Server      **No.** Number



**Match Results**  
Résultats du match

DEMIR Merve (TUR) **0 - 3** PARTYKA Natalia (POL)

Game Summary		Match	Game 1	Game 2	Game 3	Game 4	Game 5
DEMIR Merve	TUR	0	8	5	11		
PARTYKA Natalia	POL	3	11	11	13		
Duration:		30min	9min	7min	14min		

Match No.: 6 Table: 3

Umpires: SIMON Jacky (FRA) REZAIE JAHDKON Simin (IRI)

Player Statistics	DEMIR Merve (TUR)					Match	PARTYKA Natalia (POL)					Match
	Game						Game					
	1	2	3	4	5		1	2	3	4	5	
Points won	8	5	11			24	11	11	13			35
Biggest lead	-	1	2			2	4	6	2			6
Points won on own serve	4	2	9			15	6	5	10			21
Points lost on own serve	5	6	3			14	4	3	2			9
Most consecutive points won	3	3	3			3	4	5	3			5
Greatest deficit overcome	-	-	-			-	-	1	2			2

Game/Match Statistics	Game					Match
	1	2	3	4	5	
Longest rally (strokes)	11	12	11			12
Average rally	4	5	4			4

**Game Progress**

1	DEMIR Merve (TUR)	0	0	*0	0	1	1	*2	3	4	4	*5	5	5	5	*5	6	6	7	*8	8					
	PARTYKA Natalia (POL)	*0	1	2	3	*3	4	4	4	*4	5	5	6	*7	8	9	9	*10	10	10	11					
2	DEMIR Merve (TUR)	*0	0	0	1	*2	3	3	3	*3	4	4	4	*4	4	4	5	5								
	PARTYKA Natalia (POL)	0	1	*2	2	2	2	*3	4	5	5	*6	7	8	9	*10	10	11								
3	DEMIR Merve (TUR)	0	0	*1	2	3	3	*3	4	5	5	*5	5	6	6	*7	8	9	9	*9	10	10	*10	11	*11	11
	PARTYKA Natalia (POL)	*0	1	1	1	*1	2	3	3	*3	4	5	6	*6	7	7	7	*7	8	9	9	*10	11	*11	12	13

**Note:**  
The "Greatest deficit overcome" only applies when the player ends up winning the game.

**Legend:**  
\* Server **No.** Number



Match Results  
Résultats du match

**YANG Qian (AUS) 3 - 2 ALEXANDRE Bruna (BRA)**

Game Summary		Match	Game 1	Game 2	Game 3	Game 4	Game 5
YANG Qian	AUS	3	6	11	9	11	11
ALEXANDRE Bruna	BRA	2	11	3	11	9	3
Duration:		34min	5min	4min	9min	8min	5min

Match No.: 7 Table: 1

Umpires: MIKITA Darek (CAN) WILLIAMS Jackie (GBR)

Player Statistics	YANG Qian (AUS)						ALEXANDRE Bruna (BRA)					
	Game					Match	Game					Match
	1	2	3	4	5		1	2	3	4	5	
Points won	6	11	9	11	11	48	11	3	11	9	3	37
Biggest lead	1	8	1	4	8	8	5	-	3	1	-	5
Points won on own serve	4	8	5	8	6	31	7	3	6	7	3	26
Points lost on own serve	4	0	5	2	0	11	2	3	4	3	5	17
Most consecutive points won	3	3	2	3	5	5	5	1	4	3	2	5
Greatest deficit overcome	-	-	-	1	-	1	1	-	1	-	-	1

Game/Match Statistics	Game					Match
	1	2	3	4	5	
Longest rally (strokes)	12	21	13	19	14	21
Average rally	4	6	6	7	6	6

Game Progress

1	YANG Qian (AUS)	0	1	*1	1	1	1	*1	2	3	4	*4	5	5	5	*5	5	6	6			
	ALEXANDRE Bruna (BRA)	*0	0	1	2	*3	4	5	5	*5	5	6	6	*7	8	9	10	*10	11			
2	YANG Qian (AUS)	*0	1	2	3	*3	4	5	6	*6	7	8	9	*9	10	11						
	ALEXANDRE Bruna (BRA)	0	0	*0	0	1	1	*1	1	2	2	*2	2	3	3	3						
3	YANG Qian (AUS)	0	1	*1	2	2	3	*3	4	4	4	*4	4	5	5	*6	7	7	8	*8	9	9
	ALEXANDRE Bruna (BRA)	*0	0	1	1	*2	2	3	3	*4	5	6	7	*7	8	8	8	*9	9	10	10	11
4	YANG Qian (AUS)	*0	1	2	2	*2	2	3	3	*4	5	6	6	*7	8	9	9	*9	9	10	10	11
	ALEXANDRE Bruna (BRA)	0	0	*0	1	2	3	*3	4	4	4	*4	5	5	5	*5	6	7	8	*8	9	9
5	YANG Qian (AUS)	0	1	*2	3	4	5	*5	6	7	7	*7	8	9	10	11						
	ALEXANDRE Bruna (BRA)	*0	0	0	0	*0	0	1	1	*1	2	3	3	*3	3	3						

Note:  
The "Greatest deficit overcome" only applies when the player ends up winning the game.

Legend:  
\* Server  
No. Number



### Match Results

Résultats du match

TIAN Shiau Wen (TPE) 2 - 3 PARTYKA Natalia (POL)

Game Summary		Match	Game 1	Game 2	Game 3	Game 4	Game 5
TIAN Shiau Wen	TPE	2	6	5	11	14	8
PARTYKA Natalia	POL	3	11	11	8	12	11
Duration:		43min	6min	5min	7min	12min	9min

Match No.: 8 Table: 3

Umpires: LABRUE Jacques (FRA) FOUCHARD Frederic (FRA)

Player Statistics	TIAN Shiau Wen (TPE)						PARTYKA Natalia (POL)					
	Game					Match	Game					Match
	1	2	3	4	5		1	2	3	4	5	
Points won	6	5	11	14	8	44	11	11	8	12	11	53
Biggest lead	-	-	3	3	2	3	5	8	2	1	3	8
Points won on own serve	2	3	7	8	4	24	5	6	6	7	6	30
Points lost on own serve	6	5	2	5	5	23	4	2	4	6	4	20
Most consecutive points won	3	3	5	2	2	5	4	5	2	4	3	5
Greatest deficit overcome	-	-	2	1	-	2	-	-	-	-	2	2

Game/Match Statistics	Game					Match
	1	2	3	4	5	
Longest rally (strokes)	7	7	7	9	9	9
Average rally	4	4	4	3	4	4

#### Game Progress

1	TIAN Shiau Wen (TPE)	0	0	*0	0	0	1	*1	2	3	4	*4	4	4	5	*6	6	6	6								
	PARTYKA Natalia (POL)	*0	1	2	3	*4	4	5	5	*5	5	6	7	*8	8	8	9	*10	11								
2	TIAN Shiau Wen (TPE)	*0	0	0	1	*1	1	1	1	*1	2	2	2	*2	3	4	5	5									
	PARTYKA Natalia (POL)	0	1	*2	2	3	4	*5	6	7	7	*8	9	10	10	*10	10	11									
3	TIAN Shiau Wen (TPE)	0	0	*0	1	1	2	*2	3	4	5	*5	5	6	6	*6	7	8	9	*10	11						
	PARTYKA Natalia (POL)	*0	1	2	2	*3	3	4	4	*4	4	5	6	*6	7	8	8	*8	8	8	8						
4	TIAN Shiau Wen (TPE)	*0	1	2	2	*3	4	4	4	*5	5	6	7	*7	8	8	8	*8	8	9	9	*10	10	*11	12	*12	13
	PARTYKA Natalia (POL)	0	0	*0	1	1	1	*2	3	3	4	*4	4	5	5	*6	7	8	9	*9	10	10	*11	11	*11	12	*12
		14																									
		12																									
5	TIAN Shiau Wen (TPE)	0	1	*2	2	3	3	*4	4	4	4	*5	5	6	6	*6	7	8	8	*8	8						
	PARTYKA Natalia (POL)	*0	0	0	1	*1	2	2	3	*4	5	5	6	*6	7	8	8	*8	9	10	11						

**Note:**  
The "Greatest deficit overcome" only applies when the player ends up winning the game.

**Legend:**  
\* Server No. Number



**Match Results**  
Résultats du match

**YANG Qian (AUS) 3 - 0 PARTYKA Natalia (POL)**

Game Summary		Match	Game 1	Game 2	Game 3	Game 4	Game 5
YANG Qian	AUS	3	11	11	12		
PARTYKA Natalia	POL	0	6	9	10		
Duration:		26min	7min	7min	11min		

Match No.: 9 Table: 1

Umpires: ABDULLAH Diana (MAS) GERSDORF Anja (GER)

Player Statistics	YANG Qian (AUS)					Match	PARTYKA Natalia (POL)					Match	
	Game						Match	Game					
	1	2	3	4	5			1	2	3	4		5
Points won	11	11	12			34	6	9	10			25	
Biggest lead	5	5	3			5	-	-	-			-	
Points won on own serve	5	6	5			16	3	5	4			12	
Points lost on own serve	3	4	6			13	6	5	7			18	
Most consecutive points won	4	3	3			4	2	3	2			3	
Greatest deficit overcome	-	-	-			-	-	-	-			-	

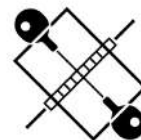
Game/Match Statistics	Game					Match
	1	2	3	4	5	
Longest rally (strokes)	11	9	15			15
Average rally	4	4	6			5

**Game Progress**

1	<b>YANG Qian (AUS)</b>	0	1	*2	3	3	4	*4	4	5	5	*6	7	8	9	*9	9	10	11					
	PARTYKA Natalia (POL)	*0	0	0	0	*1	1	2	3	*3	4	4	4	*4	4	5	6	*6	6					
2	<b>YANG Qian (AUS)</b>	*0	1	2	3	*3	4	4	5	*6	7	7	7	*7	8	8	8	*8	9	9	10	11		
	PARTYKA Natalia (POL)	0	0	*0	0	1	1	*2	2	2	2	*3	4	5	5	*6	7	8	8	*9	9	9		
3	<b>YANG Qian (AUS)</b>	0	1	*2	3	3	4	*4	4	5	6	*6	7	7	8	*8	9	9	9	*10	10	10	*11	12
	PARTYKA Natalia (POL)	*0	0	0	0	*1	1	2	3	*3	3	4	4	*5	5	6	6	*7	8	8	9	*10	10	10

**Note:**  
The "Greatest deficit overcome" only applies when the player ends up winning the game.

**Legend:**  
\* Server  
No. Number



### Player Statistics

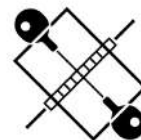
Statistiques du joueur

As of WED 4 SEP 2024

Name	NPC Code	Matches			Games			Points Won				Points Lost				Average Match Duration
		Played	Won	%Won	Played	Won	%Won	Total	Own Serve	Most Consecutive	Greatest Deficit Overcome	Total	Own Serve	Most Consecutive	Greatest Lead Lost	
ALEXANDRE Bruna	BRA	2	1	50%	9	5	56%	76	45	8	3	69	28	5	1	28min
DEMIR Merve	TUR	1	0	0%	3	0	0%	24	15	3	0	35	14	5	2	30min
HANDEN Anja	SWE	2	1	50%	7	4	57%	54	30	5	1	59	27	8	3	22min
HOU Chunxiao	CHN	1	0	0%	3	0	0%	20	13	3	0	33	13	5	1	21min
LIN Tzu Yu	TPE	1	0	0%	3	0	0%	17	10	4	0	34	16	9	3	19min
OBAZUAYE Faith	NGR	1	0	0%	3	0	0%	15	11	3	0	33	14	5	1	14min
PARTYKA Natalia	POL	3	2	67%	11	6	55%	113	63	5	2	102	47	5	2	33min
TAPPER Melissa	AUS	1	0	0%	5	2	40%	57	31	5	4	59	26	5	3	41min
TIAN Shiau Wen	TPE	3	2	67%	13	8	62%	136	76	5	3	125	53	5	4	33min
YANG Qian	AUS	3	3	100%	11	9	82%	116	65	9	3	79	31	5	1	26min

**Note:**

The "Greatest deficit overcome" only applies when the player ends up winning the game and "Greatest lead lost" only when losing.



### Tournament Statistics

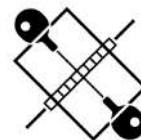
Statistiques du tournoi

As of WED 4 SEP 2024

Statistics	Round of 16	Quarterfinals	Semifinals	Finals	Total
<b>Matches</b> Total	2	4	2	1	9
Game Margin: 3:0	2 100%	2 50%		1 100%	5 56%
3:1		1 25%			1 11%
3:2		1 25%	2 100%		3 33%
Invalid Results Mark					
Duration: Total	35min	1h52min	1h17min	26min	4h10min
Longest	21min	41min	43min	26min	43min
Shortest	14min	19min	34min	26min	14min
Average	18min	28min	39min	26min	28min
<b>Games</b> Total	6	15	10	3	34
Point Margin: 11					
10		1 7%			1 3%
9		1 7%			1 3%
8	1 17%		2 20%		3 9%
7	1 17%	2 13%			3 9%
6	1 17%	1 7%	1 10%		3 9%
5	1 17%	2 13%	2 20%	1 33%	6 18%
4					
3	1 17%	3 20%	2 20%		6 18%
2	1 17%	5 33%	3 30%	2 67%	11 32%
Invalid Results Mark					
Duration: Total	33min	1h45min	1h10min	25min	3h53min
Longest	9min	14min	12min	11min	14min
Shortest	3min	4min	4min	7min	3min
Average	6min	7min	7min	8min	7min
<b>Points</b> Total	101	286	182	59	628
Per game	16.83	19.07	18.20	19.67	18.47
Most consecutive won	5	9	5	4	9
Greatest deficit overcome	1	4	2	0	4
Longest rally	15	16	21	15	21
Average rally	5	5	5	5	5

**Note:**  
The "Greatest deficit overcome" only applies when the player ends up winning the game.





**Entry List by Event**  
Liste d'inscriptions par épreuve  
As of SAT 24 AUG 2024

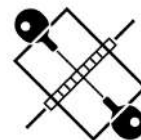
NPC	Name	Date of Birth	Qualification Pathway	World Ranking
<b>BRA - Brazil</b>	SANTOS Evellyn	25 OCT 2003	CQ	10
<b>CZE - Czechia</b>	MACUROVA Denisa	29 DEC 2003	QI	9
<b>FRA - France</b>	FERNEY Lea	21 JUN 2004	QR	7
<b>HKG - Hong Kong, China</b>	NG Mui Wui	31 MAR 1997	QR	6
	WONG Ting Ting	11 SEP 2003	QR	3
<b>JPN - Japan</b>	FURUKAWA Kanami	27 JUL 1997	QR	2
	WADA Natsuki	29 AUG 2003	CQ	4
<b>NPA - Neutral Paralympic Athletes</b>	PROKOFEVA Elena	13 MAR 1971	QT	8
<b>TUR - Türkiye</b>	ACER Ebru	27 JUN 2002	QT	1
<b>UKR - Ukraine</b>	KOSMINA Natalia	8 NOV 1982	QR	5

**Legend:**

**CQ** Continental Qualification  
**QT** Qualification Tournament

**QI** Qualified by Invitation

**QR** World Ranking



**Draw**  
Tableau d'élimination

Round of 16	NPC Code	Quarterfinals	NPC Code	Semifinals	NPC Code	Finals	NPC Code	Final Ranking
ACER Ebru	TUR	ACER Ebru	TUR	ACER Ebru	TUR	WADA Natsuki	JPN	<b>Final Ranking</b> <b>Rank Name NPC Code</b> 1 WADA Natsuki JPN 2 PROKOFEVA Elena NPA 3 ACER Ebru TUR 3 FURUKAWA Kanami JPN 5 FERNEY Lea FRA 5 KOSMINA Natalia UKR 5 SANTOS Evellyn BRA 5 WONG Ting Ting HKG 9 MACUROVA Denisa CZE 9 NG Mui Wui HKG
BYE				3-1 (11:6, 11:13, 11:7, 11:5)		3-2 (9:11, 11:7, 6:11, 11:9, 11:7)		
BYE		FERNEY Lea	FRA	WADA Natsuki	JPN	<b>GOLD</b> WADA Natsuki JPN 3-1 (8:11, 11:8, 11:4, 11:4)		
FERNEY Lea	FRA			3-0 (12:10, 11:8, 11:6)				
NG Mui Wui	HKG	SANTOS Evellyn	BRA	WADA Natsuki	JPN	<b>SILVER</b> PROKOFEVA Elena NPA		
SANTOS Evellyn	BRA	3-0 (11:4, 11:8, 11:9)		3-0 (11:7, 11:3, 11:8)				
BYE		WADA Natsuki	JPN	PROKOFEVA Elena	NPA	<b>BRONZE</b> ACER Ebru TUR FURUKAWA K JPN		
WADA Natsuki	JPN			3-1 (11:7, 11:4, 12:14, 11:5)				
WONG Ting Ting	HKG	WONG Ting Ting	HKG	PROKOFEVA Elena	NPA			
BYE				3-2 (5:11, 11:9, 10:12, 11:7, 11:6)				
MACUROVA Denisa	CZE	PROKOFEVA Elena	NPA	FURUKAWA K	JPN			
PROKOFEVA Elena	NPA	3-1 (11:7, 11:4, 12:14, 11:5)		3-1 (11:5, 10:12, 11:4, 11:9)				
KOSMINA Natalia	UKR	KOSMINA Natalia	UKR					
BYE								
BYE		FURUKAWA K	JPN					
FURUKAWA Kanami	JPN							



**Match Results**  
Résultats du match

NG Mui Wui (HKG) **0 - 3** SANTOS Evellyn (BRA)

Game Summary		Match	Game 1	Game 2	Game 3	Game 4	Game 5
NG Mui Wui	HKG	0	4	8	9		
SANTOS Evellyn	BRA	3	11	11	11		
Duration:		23min	5min	7min	9min		

Match No.: 1 Table: 5

Umpires: LEONG Amanda Pei San (SGP) LONGEPE Louis Jean (FRA)

Player Statistics	NG Mui Wui (HKG)					Match	SANTOS Evellyn (BRA)					Match
	Game						Game					
	1	2	3	4	5		1	2	3	4	5	
Points won	4	8	9			21	11	11	11			33
Biggest lead	2	1	1			2	7	4	3			7
Points won on own serve	1	6	5			12	5	7	6			18
Points lost on own serve	6	4	5			15	3	2	4			9
Most consecutive points won	2	2	3			3	6	4	3			6
Greatest deficit overcome	-	-	-			-	2	1	1			2

Game/Match Statistics	Game					Match
	1	2	3	4	5	
Longest rally (strokes)	6	7	8			8
Average rally	3	4	4			3

**Game Progress**

1	NG Mui Wui (HKG)	0	1	*2	2	2	2	*2	2	3	4	*4	4	4	4	*4	4					
	SANTOS Evellyn (BRA)	*0	0	0	1	*2	3	4	5	*5	5	6	7	*8	9	10	11					
2	NG Mui Wui (HKG)	*0	0	1	1	*2	3	3	3	*4	5	5	5	*5	5	6	6	*6	7	8	8	
	SANTOS Evellyn (BRA)	0	1	*1	2	2	2	*3	4	4	4	*5	6	7	8	*8	9	10	10	*10	11	
3	NG Mui Wui (HKG)	0	1	*1	1	1	2	*2	2	3	3	*4	4	5	5	*6	7	8	8	*8	9	9
	SANTOS Evellyn (BRA)	*0	0	1	2	*3	3	4	5	*5	6	6	7	*7	8	8	8	*8	9	10	10	11

**Note:**  
The "Greatest deficit overcome" only applies when the player ends up winning the game.

**Legend:**  
\* Server **No.** Number



**Match Results**  
Résultats du match

MACUROVA Denisa (CZE) **1 - 3** PROKOFEVA Elena (NPA)

Game Summary		Match	Game 1	Game 2	Game 3	Game 4	Game 5
MACUROVA Denisa	CZE	1	7	4	14	5	
PROKOFEVA Elena	NPA	3	11	11	12	11	
Duration:		29min	6min	4min	11min	6min	

Match No.: 2 Table: 5

Umpires: LEMAN Jean Yves (FRA) PARMENTELAT Tamara (FRA)

Player Statistics	MACUROVA Denisa (CZE)					Match	PROKOFEVA Elena (NPA)					Match
	Game						Game					
	1	2	3	4	5		1	2	3	4	5	
Points won	7	4	14	5		30	11	11	12	11		45
Biggest lead	-	-	2	1		2	4	8	3	6		8
Points won on own serve	4	2	7	2		15	5	6	6	5		22
Points lost on own serve	6	5	6	6		23	3	2	7	3		15
Most consecutive points won	2	2	3	3		3	4	8	4	7		8
Greatest deficit overcome	-	-	3	-		3	-	-	-	1		1

Game/Match Statistics	Game					Match
	1	2	3	4	5	
Longest rally (strokes)	17	12	22	20		22
Average rally	7	6	10	8		8

**Game Progress**

1	MACUROVA Denisa (CZE)	*0	0	0	0	*0	1	2	2	*3	3	4	4	*5	5	5	6	*6	7	7								
	PROKOFEVA Elena (NPA)	0	1	*2	3	4	4	*4	5	5	6	*6	7	7	8	*9	9	10	10	11								
2	MACUROVA Denisa (CZE)	0	0	*0	1	2	2	*2	2	2	2	*2	2	2	3	*4	4											
	PROKOFEVA Elena (NPA)	*0	1	2	2	*2	3	4	5	*6	7	8	9	*10	10	10	11											
3	MACUROVA Denisa (CZE)	*0	1	1	1	*1	1	2	3	*3	3	4	5	*5	5	6	7	*8	8	9	10	*10	11	*11	11	*12	12	13
	PROKOFEVA Elena (NPA)	0	0	*1	2	3	4	*4	4	5	6	*6	6	7	8	*8	8	8	9	*9	9	10	*10	11	*12	12	*12	
					14																							
					12																							
4	MACUROVA Denisa (CZE)	0	0	*1	1	1	2	*2	3	4	5	*5	5	5	5	*5	5	5										
	PROKOFEVA Elena (NPA)	*0	1	1	2	*3	3	4	4	*4	4	5	6	*7	8	9	10	11										

**Note:**  
The "Greatest deficit overcome" only applies when the player ends up winning the game.

**Legend:**  
\* Server **No.** Number



**Match Results**  
Résultats du match

**ACER Ebru (TUR) 3 - 1 FERNEY Lea (FRA)**

Game Summary		Match	Game 1	Game 2	Game 3	Game 4	Game 5
ACER Ebru	TUR	3	11	11	11	11	
FERNEY Lea	FRA	1	6	13	7	5	
Duration:		28min	5min	9min	6min	6min	

Match No.: 3 Table: 1

Umpires: GALLEGO David (COL) WHITAKER Jonathan (GBR)

Player Statistics	ACER Ebru (TUR)					Match	FERNEY Lea (FRA)					Match
	Game						Game					
	1	2	3	4	5		1	2	3	4	5	
Points won	11	11	11	11		44	6	13	7	5		31
Biggest lead	5	3	4	6		6	1	2	3	3		3
Points won on own serve	6	7	5	6		24	4	8	4	3		19
Points lost on own serve	2	5	3	2		12	5	4	6	5		20
Most consecutive points won	4	3	4	7		7	2	3	3	3		3
Greatest deficit overcome	1	-	3	3		3	-	3	-	-		3

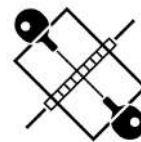
Game/Match Statistics	Game					Match
	1	2	3	4	5	
Longest rally (strokes)	8	6	9	10		10
Average rally	4	3	4	4		4

**Game Progress**

1	ACER Ebru (TUR)	0	0	*1	1	2	2	*3	4	5	5	*5	6	7	8	*9	9	10	11							
	FERNEY Lea (FRA)	*0	1	1	2	*2	3	3	3	*3	4	5	5	*5	5	5	6	*6	6							
2	ACER Ebru (TUR)	*0	1	2	3	*3	3	4	4	*4	5	6	6	*6	6	7	7	*8	9	9	9	*10	10	*11	11	11
	FERNEY Lea (FRA)	0	0	*0	0	1	2	*2	3	4	4	*4	5	6	7	*7	8	8	8	*9	10	10	*11	11	*12	13
3	ACER Ebru (TUR)	0	0	*1	1	2	2	*2	2	3	4	*5	6	6	7	*8	9	10	10	11						
	FERNEY Lea (FRA)	*0	1	1	2	*2	3	4	5	*5	5	5	5	*6	6	6	6	*6	7	7						
4	ACER Ebru (TUR)	*0	0	0	0	*1	2	3	4	*5	6	7	7	*7	8	9	10	11								
	FERNEY Lea (FRA)	0	1	*2	3	3	3	*3	3	3	*3	4	5	5	*5	5	5									

**Note:**  
The "Greatest deficit overcome" only applies when the player ends up winning the game.

**Legend:**  
\* Server  
No. Number


**Match Results**

Résultats du match

**SANTOS EVELLYN (BRA) 0 - 3 WADA NATSUKI (JPN)**

Game Summary		Match	Game 1	Game 2	Game 3	Game 4	Game 5
SANTOS EVELLYN	BRA	0	10	8	6		
WADA NATSUKI	JPN	3	12	11	11		
Duration:		28min	10min	8min	8min		

Match No.: 4 Table: 5

Umpires: LABRUE Jacques (FRA) FOUCHARD Frederic (FRA)

Player Statistics	SANTOS EVELLYN (BRA)						WADA NATSUKI (JPN)					
	Game					Match	Game					Match
	1	2	3	4	5		1	2	3	4	5	
Points won	10	8	6			24	12	11	11			34
Biggest lead	3	2	1			3	2	3	5			5
Points won on own serve	5	5	3			13	6	7	5			18
Points lost on own serve	6	4	6			16	5	3	3			11
Most consecutive points won	3	2	2			3	3	3	4			4
Greatest deficit overcome	-	-	-			-	3	2	1			3

Game/Match Statistics	Game					Match
	1	2	3	4	5	
Longest rally (strokes)	17	8	11			17
Average rally	5	4	4			5

**Game Progress**

1	SANTOS EVELLYN (BRA)	*0	1	1	2	*3	4	4	4	*5	5	6	6	*6	7	7	8	*8	8	9	10	*10	10	10
	WADA NATSUKI (JPN)	0	0	*1	1	1	1	*2	3	3	4	*4	5	6	6	*7	7	8	9	*9	9	10	*11	12
2	SANTOS EVELLYN (BRA)	0	1	*1	2	3	3	*4	4	4	4	*5	5	6	6	*6	7	8	8	*8	8			
	WADA NATSUKI (JPN)	*0	0	1	1	*1	2	2	3	*4	5	5	6	*6	7	8	8	*8	9	10	11			
3	SANTOS EVELLYN (BRA)	*0	1	1	2	*2	2	3	4	*4	4	4	5	*5	6	6	6	*6	6					
	WADA NATSUKI (JPN)	0	0	*1	1	2	3	*3	3	4	5	*6	6	7	7	*8	9	10	11					

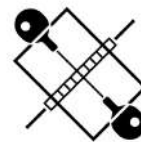
**Note:**

The "Greatest deficit overcome" only applies when the player ends up winning the game.

**Legend:**

\* Server

No. Number



## Match Results

Résultats du match

WONG Ting Ting (HKG) **0 - 3** PROKOFEVA Elena (NPA)

Game Summary		Match	Game 1	Game 2	Game 3	Game 4	Game 5
WONG Ting Ting	HKG	0	7	3	8		
PROKOFEVA Elena	NPA	3	11	11	11		
Duration:		22min	6min	5min	9min		

Match No.: 5 Table: 1

Umpires: KLECKER Roman (CZE) MIGUEZ Carolina (ARG)

Player Statistics	WONG Ting Ting (HKG)					Match	PROKOFEVA Elena (NPA)					Match
	Game						Game					
	1	2	3	4	5	1	2	3	4	5		
Points won	7	3	8			18	11	11	11			33
Biggest lead	-	-	2			2	5	8	3			8
Points won on own serve	3	2	4			9	4	7	5			16
Points lost on own serve	7	4	6			17	4	1	4			9
Most consecutive points won	2	1	3			3	5	4	4			5
Greatest deficit overcome	-	-	-			-	-	-	2			2

Game/Match Statistics	Game					Match
	1	2	3	4	5	
Longest rally (strokes)	11	18	33			33
Average rally	6	7	7			7

### Game Progress

1	WONG Ting Ting (HKG)		*0	0	0	1	*2	2	2	2	*2	2	3	3	*4	5	5	6	*6	7	7	
	PROKOFEVA Elena (NPA)		0	1	*2	2	2	3	*4	5	6	7	*7	8	8	8	*9	9	10	10	11	
2	WONG Ting Ting (HKG)		0	0	*0	0	1	1	*2	2	2	2	*2	3	3	3	3					
	PROKOFEVA Elena (NPA)		*0	1	2	3	*3	4	4	5	*6	7	8	8	*9	10	11					
3	WONG Ting Ting (HKG)		*0	1	1	1	*1	2	2	3	*4	4	5	6	*7	7	7	7	*7	8	8	8
	PROKOFEVA Elena (NPA)		0	0	*1	2	3	3	*4	4	4	5	*5	5	5	6	*7	8	9	9	*10	11

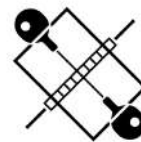
### Note:

The "Greatest deficit overcome" only applies when the player ends up winning the game.

### Legend:

\* Server

No. Number



**Match Results**  
Résultats du match

KOSMINA Natalia (UKR) **1 - 3** FURUKAWA Kanami (JPN)

Game Summary		Match	Game 1	Game 2	Game 3	Game 4	Game 5
KOSMINA Natalia	UKR	1	5	12	4	9	
FURUKAWA Kanami	JPN	3	11	10	11	11	
Duration:		27min	5min	7min	5min	8min	

Match No.: 6 Table: 3

Umpires: GULLBERG-HANSEN Jens (DEN) COME Corinne (FRA)

Player Statistics	KOSMINA Natalia (UKR)					Match	FURUKAWA Kanami (JPN)					Match	
	Game						Match	Game					
	1	2	3	4	5			1	2	3	4		5
Points won	5	12	4	9		30	11	10	11	11		43	
Biggest lead	-	2	-	2		2	8	5	7	2		8	
Points won on own serve	3	8	1	3		15	6	7	4	4		21	
Points lost on own serve	5	3	7	7		22	2	4	3	6		15	
Most consecutive points won	3	4	2	3		4	5	4	4	4		5	
Greatest deficit overcome	-	5	-	-		5	-	-	-	2		2	

Game/Match Statistics	Game					Match
	1	2	3	4	5	
Longest rally (strokes)	6	7	6	10		10
Average rally	4	4	4	4		4

**Game Progress**

1	KOSMINA Natalia (UKR)	*0	0	0	0	*0	1	1	2	*2	2	2	2	*2	3	4	5	5						
	FURUKAWA Kanami (JPN)	0	1	*2	3	4	4	*5	5	6	7	*8	9	10	10	*10	10	11						
2	KOSMINA Natalia (UKR)	0	0	*0	1	1	1	*1	1	2	3	*4	4	5	5	*5	6	7	8	*8	9	10	*11	12
	FURUKAWA Kanami (JPN)	*0	1	2	2	*3	4	5	6	*6	6	6	7	*7	8	9	9	*9	9	10	10	*10	10	10
3	KOSMINA Natalia (UKR)	*0	0	0	1	*1	1	1	2	*2	2	3	4	*4	4	4	4	4						
	FURUKAWA Kanami (JPN)	0	1	*2	2	3	4	*5	5	6	7	*7	7	8	9	*10	11							
4	KOSMINA Natalia (UKR)	0	0	*1	1	2	3	*4	4	4	5	*6	6	6	6	*7	8	9	9	*9	9	9	9	
	FURUKAWA Kanami (JPN)	*0	1	1	2	*2	2	2	3	*4	4	4	5	*6	7	7	7	*7	8	9	10	11		

**Note:**

The "Greatest deficit overcome" only applies when the player ends up winning the game.

**Legend:**

\* Server **No.** Number





**Match Results**  
Résultats du match

ACER Ebru (TUR)      **2 - 3**      WADA Natsuki (JPN)

Game Summary		Match	Game 1	Game 2	Game 3	Game 4	Game 5
ACER Ebru	TUR	2	11	7	11	9	7
WADA Natsuki	JPN	3	9	11	6	11	11
Duration:		41min	7min	7min	7min	9min	9min

Match No.: 7 Table: 1

Umpires: PURCELL Tom (GBR) LONGEPE Louis Jean (FRA)

Player Statistics	ACER Ebru (TUR)						WADA Natsuki (JPN)					
	Game					Match	Game					Match
	1	2	3	4	5		1	2	3	4	5	
Points won	11	7	11	9	7	45	9	11	6	11	11	48
Biggest lead	2	1	5	3	2	5	3	4	-	2	5	5
Points won on own serve	5	5	6	4	3	23	4	6	4	5	6	25
Points lost on own serve	5	5	2	6	5	23	6	2	5	5	4	22
Most consecutive points won	4	3	3	3	2	4	3	5	2	5	5	5
Greatest deficit overcome	3	-	-	-	-	3	-	1	-	3	2	3

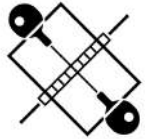
Game/Match Statistics	Game					Match
	1	2	3	4	5	
Longest rally (strokes)	8	12	7	9	14	14
Average rally	4	5	3	4	6	4

**Game Progress**

1	ACER Ebru (TUR)	0	0	*0	0	1	2	*3	3	3	4	*4	4	5	5	*6	7	7	8	*9	10	11
	WADA Natsuki (JPN)	*0	1	2	3	*3	3	3	4	*5	5	6	7	*7	8	8	8	*9	9	9	9	9
2	ACER Ebru (TUR)	*0	1	1	1	*1	2	3	3	*3	4	4	5	*6	7	7	7	*7	7	7		
	WADA Natsuki (JPN)	0	0	*1	2	3	3	*3	4	5	5	*6	6	6	6	*7	8	9	10	11		
3	ACER Ebru (TUR)	0	1	*2	3	3	4	*4	5	6	6	*6	7	8	9	*9	10	10	11			
	WADA Natsuki (JPN)	*0	0	0	0	*1	1	2	2	*2	3	4	4	*4	4	5	5	*6	6			
4	ACER Ebru (TUR)	*0	0	1	1	*2	3	3	4	*4	4	5	6	*7	7	8	9	*9	9	9	9	9
	WADA Natsuki (JPN)	0	1	*1	2	2	2	*3	3	4	5	*5	5	5	6	*6	6	7	8	*9	10	11
5	ACER Ebru (TUR)	0	1	*2	2	2	2	*2	2	3	3	*3	4	4	4	*5	6	6	7	7		
	WADA Natsuki (JPN)	*0	0	0	1	*2	3	4	5	*5	6	7	7	*8	9	9	9	*10	10	11		

**Note:**  
The "Greatest deficit overcome" only applies when the player ends up winning the game.

**Legend:**  
\* Server      No. Number



**Match Results**  
Résultats du match

**PROKOFEVA Elena (NPA) 3 - 2 FURUKAWA Kanami (JPN)**

Game Summary		Match	Game 1	Game 2	Game 3	Game 4	Game 5
<b>PROKOFEVA Elena</b>	NPA	<b>3</b>	5	11	10	11	11
<b>FURUKAWA Kanami</b>	JPN	<b>2</b>	11	9	12	7	6
Duration:		<b>46min</b>	6min	8min	9min	9min	10min

Match No.: 8 Table: 3

Umpires: WILLIAMS Jackie (GBR) ABDELAZIZ Lamia (EGY)

Player Statistics	PROKOFEVA Elena (NPA)						FURUKAWA Kanami (JPN)					
	Game					Match	Game					Match
	1	2	3	4	5		1	2	3	4	5	
Points won	5	11	10	11	11	<b>48</b>	11	9	12	7	6	<b>45</b>
Biggest lead	-	7	2	4	5	<b>7</b>	6	1	2	2	-	<b>6</b>
Points won on own serve	2	6	6	4	7	<b>25</b>	5	5	7	3	4	<b>24</b>
Points lost on own serve	6	4	5	4	2	<b>21</b>	3	5	4	7	4	<b>23</b>
Most consecutive points won	3	6	2	6	4	<b>6</b>	4	4	3	3	3	<b>4</b>
Greatest deficit overcome	-	1	-	2	-	<b>2</b>	-	-	2	-	-	<b>2</b>

Game/Match Statistics	Game					Match
	1	2	3	4	5	
Longest rally (strokes)	21	65	23	37	34	<b>65</b>
Average rally	8	11	10	12	12	<b>10</b>

**Game Progress**

1	<b>PROKOFEVA Elena (NPA)</b>	*0	0	0	0	*1	1	1	1	*1	2	2	3	*4	5	5	5	<b>5</b>						
	<b>FURUKAWA Kanami (JPN)</b>	0	1	*2	3	3	4	*5	6	7	7	*8	8	8	8	*9	10	<b>11</b>						
2	<b>PROKOFEVA Elena (NPA)</b>	0	0	*1	2	3	4	*5	6	6	7	*8	9	9	9	*9	9	10	10	*10	10	<b>11</b>		
	<b>FURUKAWA Kanami (JPN)</b>	*0	1	1	1	*1	1	1	1	*2	2	2	2	*3	4	5	6	*6	7	8	9	<b>9</b>		
3	<b>PROKOFEVA Elena (NPA)</b>	*0	1	2	2	*3	3	3	4	*4	5	5	6	*6	7	8	8	*8	8	9	10	*10	10	<b>10</b>
	<b>FURUKAWA Kanami (JPN)</b>	0	0	*0	1	1	2	*3	3	4	4	*5	5	6	6	*6	7	8	9	*9	9	10	*11	<b>12</b>
4	<b>PROKOFEVA Elena (NPA)</b>	0	1	*2	2	3	3	*3	3	4	4	*5	5	5	6	*7	8	9	10	<b>11</b>				
	<b>FURUKAWA Kanami (JPN)</b>	*0	0	0	1	*1	2	3	4	*4	5	5	6	*7	7	7	7	*7	7	<b>7</b>				
5	<b>PROKOFEVA Elena (NPA)</b>	*0	1	2	2	*3	4	4	4	*4	5	6	7	*8	8	9	9	*10	<b>11</b>					
	<b>FURUKAWA Kanami (JPN)</b>	0	0	*0	1	1	1	*2	3	4	4	*4	4	4	5	*5	6	6	<b>6</b>					

**Note:**  
The "Greatest deficit overcome" only applies when the player ends up winning the game.

**Legend:**  
\* Server **No.** Number



**Match Results**  
Résultats du match

**WADA Natsuki (JPN) 3 - 1 PROKOFEVA Elena (NPA)**

Game Summary		Match	Game 1	Game 2	Game 3	Game 4	Game 5
WADA Natsuki	JPN	3	8	11	11	11	
PROKOFEVA Elena	NPA	1	11	8	4	4	
Duration:		32min	8min	8min	6min	7min	

Match No.: 9 Table: 1

Umpires: ROUSSET Isabelle (FRA) GALLEGO David (COL)

Player Statistics	WADA Natsuki (JPN)					Match	PROKOFEVA Elena (NPA)					Match	
	Game						Match	Game					
	1	2	3	4	5			1	2	3	4		5
Points won	8	11	11	11		41	11	8	4	4		27	
Biggest lead	3	4	7	7		7	4	-	-	1		4	
Points won on own serve	3	5	6	5		19	5	3	3	1		12	
Points lost on own serve	6	5	1	3		15	5	6	5	6		22	
Most consecutive points won	3	4	5	7		7	6	4	2	1		6	
Greatest deficit overcome	-	-	-	1		1	3	-	-	-		3	

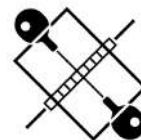
Game/Match Statistics	Game					Match
	1	2	3	4	5	
Longest rally (strokes)	22	29	24	22		29
Average rally	9	9	11	8		9

**Game Progress**

1	WADA Natsuki (JPN)	0	1	*2	3	3	4	*4	4	4	4	*4	4	5	5	*5	6	6	7	*8	8
	PROKOFEVA Elena (NPA)	*0	0	0	0	*1	1	2	3	*4	5	6	7	*7	8	9	9	*10	10	10	11
2	WADA Natsuki (JPN)	*0	1	2	3	*4	4	5	5	*6	6	7	7	*7	7	7	8	*9	9	10	11
	PROKOFEVA Elena (NPA)	0	0	*0	0	0	1	*1	2	2	3	*3	4	5	6	*7	7	7	8	*8	8
3	WADA Natsuki (JPN)	0	1	*2	3	4	4	*4	5	6	7	*8	9	9	9	*10	11				
	PROKOFEVA Elena (NPA)	*0	0	0	0	*0	1	2	2	*2	2	2	2	*3	4	4	4				
4	WADA Natsuki (JPN)	*0	0	1	2	*3	4	5	6	*7	7	8	8	*9	10	10	11				
	PROKOFEVA Elena (NPA)	0	1	*1	1	1	1	*1	1	1	2	*2	3	3	3	*4	4				

**Note:**  
The "Greatest deficit overcome" only applies when the player ends up winning the game.

**Legend:**  
\* Server  
No. Number



### Player Statistics

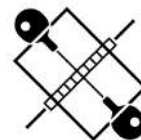
Statistiques du joueur

As of THU 5 SEP 2024

Name	NPC Code	Matches			Games			Points Won				Points Lost				Average Match Duration
		Played	Won	%Won	Played	Won	%Won	Total	Own Serve	Most Consecutive	Greatest Deficit Overcome	Total	Own Serve	Most Consecutive	Greatest Lead Lost	
ACER Ebru	TUR	2	1	50%	9	5	56%	89	47	7	3	79	35	5	3	35min
FERNEY Lea	FRA	1	0	0%	4	1	25%	31	19	3	3	44	20	7	3	28min
FURUKAWA Kanami	JPN	2	1	50%	9	5	56%	88	45	5	2	78	38	6	5	37min
KOSMINA Natalia	UKR	1	0	0%	4	1	25%	30	15	4	5	43	22	5	2	27min
MACUROVA Denisa	CZE	1	0	0%	4	1	25%	30	15	3	3	45	23	8	1	29min
NG Mui Wui	HKG	1	0	0%	3	0	0%	21	12	3	0	33	15	6	2	23min
PROKOFEVA Elena	NPA	4	3	75%	16	10	63%	153	75	8	3	134	67	7	3	32min
SANTOS Evellyn	BRA	2	1	50%	6	3	50%	57	31	6	2	55	25	4	3	26min
WADA Natsuki	JPN	3	3	100%	12	9	75%	123	62	7	3	96	48	6	3	34min
WONG Ting Ting	HKG	1	0	0%	3	0	0%	18	9	3	0	33	17	5	2	22min

**Note:**

The "Greatest deficit overcome" only applies when the player ends up winning the game and "Greatest lead lost" only when losing.



### Tournament Statistics

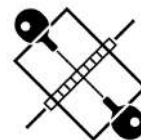
Statistiques du tournoi

As of THU 5 SEP 2024

Statistics	Round of 16	Quarterfinals	Semifinals	Finals	Total
<b>Matches</b> Total	2	4	2	1	9
Game Margin: 3:0	1 50%	2 50%			3 33%
3:1	1 50%	2 50%		1 100%	4 44%
3:2			2 100%		2 22%
Invalid Results Mark					
Duration: Total	52min	1h45min	1h27min	32min	4h36min
Longest	29min	28min	46min	32min	46min
Shortest	23min	22min	41min	32min	22min
Average	26min	26min	44min	32min	31min
<b>Games</b> Total	7	14	10	4	35
Point Margin: 11					
10					
9					
8		1 7%			1 3%
7	2 29%	1 7%		2 50%	5 14%
6	1 14%	2 14%	1 10%		4 11%
5		2 14%	2 20%		4 11%
4	1 14%	2 14%	3 30%		6 17%
3	1 14%	2 14%		2 50%	5 14%
2	2 29%	4 29%	4 40%		10 29%
Invalid Results Mark					
Duration: Total	48min	1h37min	1h21min	29min	4h15min
Longest	11min	10min	10min	8min	11min
Shortest	4min	5min	6min	6min	4min
Average	7min	7min	8min	7min	7min
<b>Points</b> Total	129	257	186	68	640
Per game	18.43	18.36	18.60	17.00	18.29
Most consecutive won	8	7	6	7	8
Greatest deficit overcome	3	5	3	3	5
Longest rally	22	33	65	29	65
Average rally	6	5	7	9	6

**Note:**

The "Greatest deficit overcome" only applies when the player ends up winning the game.



### Tournament Statistics

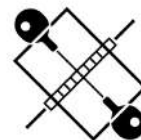
Statistiques du tournoi

As of SAT 7 SEP 2024

Statistics	Round of 32	Round of 16	Quarterfinals	Semifinals	Finals	Total
<b>Matches</b> Total	10	98	84	42	21	255
Game Margin: 3:0	6 60%	56 57%	42 50%	12 29%	7 33%	123 48%
3:1	4 40%	30 31%	27 32%	15 36%	6 29%	82 32%
3:2		12 12%	15 18%	15 36%	8 38%	50 20%
Invalid Results Mark						
Duration: Total	3h49min	42h56min	39h19min	23h1min	11h39min	120h44min
Longest	33min	46min	50min	1h1min	55min	1h1min
Shortest	16min	12min	14min	15min	18min	12min
Average	23min	26min	28min	33min	33min	29min
<b>Games</b> Total	34	348	309	171	85	947
Point Margin: 11		3 1%	1 0%			4 0%
10		1 0%	6 2%	1 1%		8 1%
9	1 3%	16 5%	7 2%	5 3%	2 2%	31 3%
8	1 3%	11 3%	16 5%	10 6%	4 5%	42 4%
7	1 3%	38 11%	19 6%	8 5%	7 8%	73 8%
6	4 12%	43 12%	25 8%	14 8%	5 6%	91 10%
5	5 15%	51 15%	48 16%	24 14%	9 11%	137 14%
4	11 32%	50 14%	35 11%	22 13%	18 21%	136 14%
3	3 9%	43 12%	49 16%	34 20%	15 18%	144 15%
2	8 24%	92 26%	103 33%	53 31%	25 29%	281 30%
Invalid Results Mark						
Duration: Total	3h30min	39h40min	36h37min	21h11min	10h43min	111h41min
Longest	9min	14min	14min	19min	14min	19min
Shortest	4min	3min	3min	4min	4min	3min
Average	6min	7min	7min	7min	8min	7min
<b>Points</b> Total	628	6261	5716	3195	1577	17377
Per game	18.47	17.99	18.50	18.68	18.55	18.35
Most consecutive won	9	11	11	9	8	11
Greatest deficit overcome	5	6	7	6	5	7
Longest rally	19	37	108	65	78	108
Average rally	4	5	5	5	6	5

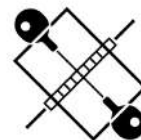
**Note:**

The "Greatest deficit overcome" only applies when the player ends up winning the game.



**Entry List by Event**  
Liste d'inscriptions par épreuve  
As of SAT 24 AUG 2024

<b>NPC</b>	<b>Name</b>	<b>Sport Class</b>	<b>Date of Birth</b>
<b>EGY - Egypt</b>	RAMADAN Khaled	Class 3	21 OCT 1967
	RASLAN Eslam	Class 1	19 JUL 1993
<b>ESP - Spain</b>	SASTRE Iker	Class 2	19 JUN 1977
	TOLEDO Miguel Angel	Class 2	30 MAR 1968
<b>FRA - France</b>	LAMIRAULT Fabien	Class 2	17 MAR 1980
	MICHAUD Julien	Class 2	1 SEP 1979
<b>GBR - Great Britain</b>	DAVIES Robert	Class 1	14 AUG 1984
	MATTHEWS Thomas	Class 1	19 AUG 1992
<b>ITA - Italy</b>	CROSARA Federico	Class 2	15 SEP 1977
	FALCO Federico	Class 1	22 MAR 1994
<b>KOR - Korea</b>	JANG Yeongjin	Class 3	9 MAR 1993
	PARK Sung Joo	Class 1	25 NOV 1979
	CHA Soo Yong	Class 2	30 AUG 1980
	PARK Jin Cheol	Class 2	12 JUN 1982
<b>POL - Poland</b>	CZUPER Rafal	Class 2	19 FEB 1988
	JAKIMCZUK Tomasz	Class 2	17 MAR 1978
<b>SVK - Slovakia</b>	LOVAS Peter	Class 2	14 DEC 1978
	RIAPOS Jan	Class 2	28 SEP 1968



**Draw**  
Tableau d'élimination

Round of 16	NPC Code	Quarterfinals	Semifinals	Finals	Final Ranking																														
JANG Y / PARK SJ	KOR	JANG Y / PARK SJ	JANG Y / PARK SJ	JANG Y / PARK SJ	<table border="1"> <thead> <tr> <th>Rank</th> <th>Pair</th> <th>NPC Code</th> </tr> </thead> <tbody> <tr><td>1</td><td>LOVAS P / RIAPOS J</td><td>SVK</td></tr> <tr><td>2</td><td>JANG Y / PARK SJ</td><td>KOR</td></tr> <tr><td>3</td><td>LAMIRAULT / MICHAUD</td><td>FRA</td></tr> <tr><td>3</td><td>CHA SY / PARK JC</td><td>KOR</td></tr> <tr><td>5</td><td>SASTRE I / TOLEDO MA</td><td>ESP</td></tr> <tr><td>5</td><td>DAVIES R / MATTHEWS</td><td>GBR</td></tr> <tr><td>5</td><td>CROSARA F / FALCO F</td><td>ITA</td></tr> <tr><td>5</td><td>CZUPER R / JAKIMCZU</td><td>POL</td></tr> <tr><td>9</td><td>RAMADAN K / RASLAN</td><td>EGY</td></tr> </tbody> </table> <p><b>GOLD</b></p> <p>LOVAS P / RIAPOS J 3-1 (12:10, 7:11, 11:7, 11:8)</p> <p><b>SILVER</b></p> <p>JANG Y / PARK SJ</p> <p><b>BRONZE</b></p> <p>LAMIRAULT / MICHAUD J CHA SY / PARK JC</p>	Rank	Pair	NPC Code	1	LOVAS P / RIAPOS J	SVK	2	JANG Y / PARK SJ	KOR	3	LAMIRAULT / MICHAUD	FRA	3	CHA SY / PARK JC	KOR	5	SASTRE I / TOLEDO MA	ESP	5	DAVIES R / MATTHEWS	GBR	5	CROSARA F / FALCO F	ITA	5	CZUPER R / JAKIMCZU	POL	9	RAMADAN K / RASLAN	EGY
Rank	Pair	NPC Code																																	
1	LOVAS P / RIAPOS J	SVK																																	
2	JANG Y / PARK SJ	KOR																																	
3	LAMIRAULT / MICHAUD	FRA																																	
3	CHA SY / PARK JC	KOR																																	
5	SASTRE I / TOLEDO MA	ESP																																	
5	DAVIES R / MATTHEWS	GBR																																	
5	CROSARA F / FALCO F	ITA																																	
5	CZUPER R / JAKIMCZU	POL																																	
9	RAMADAN K / RASLAN	EGY																																	
BYE			3-0 (11:5, 11:6, 11:4)																																
BYE		DAVIES R / MATTHEWS T																																	
DAVIES R / MATTHEWS T	GBR																																		
CZUPER R / JAKIMCZUK	POL	CZUPER R / JAKIMCZUK	LAMIRAULT / MICHAUD J																																
RAMADAN K / RASLAN E	EGY	3-0 (11:9, 11:7, 11:4)	3-2 (11:3, 7:11, 14:12, 7:11, 11:9)																																
BYE																																			
LAMIRAULT / MICHAUD J	FRA	LAMIRAULT / MICHAUD J																																	
SASTRE I / TOLEDO MA	ESP	SASTRE I / TOLEDO MA	LOVAS P / RIAPOS J																																
BYE			3-2 (11:3, 10:12, 7:11, 14:12, 11:8)																																
BYE																																			
LOVAS P / RIAPOS J	SVK	LOVAS P / RIAPOS J																																	
CROSARA F / FALCO F	ITA	CROSARA F / FALCO F	LOVAS P / RIAPOS J																																
BYE			3-2 (10:12, 11:7, 11:8, 7:11, 12:10)																																
BYE																																			
CHA SY / PARK JC	KOR	CHA SY / PARK JC	CHA SY / PARK JC																																
			3-0 (13:11, 11:4, 11:8)																																





### Match Results

Résultats du match

**CZUPER Rafal** (POL)      **3 - 0**      **RAMADAN Khaled** (EGY)  
**JAKIMCZUK Tomasz** (POL)      **RASLAN Eslam** (EGY)

Game Summary		Match	Game 1	Game 2	Game 3	Game 4	Game 5
<b>CZUPER R / JAKIMCZUK T</b>	POL	3	11	11	11		
RAMADAN Khaled / RASLAN Eslam	EGY	0	9	7	4		
Duration:		25min	6min	8min	7min		

Match No.: 1 Table: 6

Umpires: PURCELL Tom (GBR) PARMENTELAT Tamara (FRA)

Player Statistics	CZUPER R / JAKIMCZUK T (POL)					Match	RAMADAN K / RASLAN E (EGY)					Match
	Game						Game					
	1	2	3	4	5		1	2	3	4	5	
Points won	11	11	11			33	9	7	4			20
Biggest lead	2	4	7			7	5	-	-			5
Points won on own serve	8	8	5			21	7	5	2			14
Points lost on own serve	2	2	2			6	3	3	6			12
Most consecutive points won	4	3	3			4	5	3	2			5
Greatest deficit overcome	5	-	-			5	-	-	-			-

Game/Match Statistics	Game					Match
	1	2	3	4	5	
Longest rally (strokes)	10	10	7			10
Average rally	3	4	4			3

#### Game Progress

1	<b>CZUPER R / JAKIMCZUK T (POL)</b>	0	0	*0	0	0	0	*-1	2	3	4	*-4	5	6	6	*-6	7	8	9	*-9	10	11
	RAMADAN K / RASLAN E (EGY)	*-0	1	2	3	*-4	5	5	5	*-5	5	6	6	*-6	7	8	8	*-8	8	9	9	9
2	<b>CZUPER R / JAKIMCZUK T (POL)</b>	*-0	1	2	2	*-3	3	4	4	*-5	6	6	6	*-6	7	8	8	*-9	10	11		
	RAMADAN K / RASLAN E (EGY)	0	0	*-0	1	1	2	*-2	3	3	3	*-4	5	6	6	*-6	7	7	7	7		
3	<b>CZUPER R / JAKIMCZUK T (POL)</b>	0	1	*-2	3	3	3	*-4	5	6	6	*-7	8	8	9	*-10	11					
	RAMADAN K / RASLAN E (EGY)	*-0	0	0	0	*-1	2	2	2	*-2	3	3	3	*-4	4	4	4					

#### Note:

The "Greatest deficit overcome" only applies when the pair ends up winning the game.

#### Legend:

\*- First player of the pair is serving      \*- Second player of the pair is serving      No. Number



### Match Results

Résultats du match

**JANG Yeongjin**  
**PARK Sung Joo** (KOR)      **3 - 0**      **DAVIES Robert**  
**MATTHEWS Thomas** (GBR)

Game Summary		Match	Game 1	Game 2	Game 3	Game 4	Game 5
JANG Yeongjin / PARK Sung Joo	KOR	3	11	11	11		
DAVIES R / MATTHEWS T	GBR	0	5	6	4		
Duration:		27min	7min	8min	9min		

Match No.: 2 Table: 4

Umpires: MIGUEZ Carolina (ARG) GULLBERG-HANSEN Jens (DEN)

Player Statistics	JANG Y / PARK SJ (KOR)					Match	DAVIES R / MATTHEWS T (GBR)					Match
	Game						Game					
	1	2	3	4	5		1	2	3	4	5	
Points won	11	11	11			33	5	6	4			15
Biggest lead	6	5	7			7	-	-	1			1
Points won on own serve	5	7	5			17	2	4	2			8
Points lost on own serve	3	2	2			7	6	4	6			16
Most consecutive points won	4	4	4			4	2	3	2			3
Greatest deficit overcome	-	-	1			1	-	-	-			-

Game/Match Statistics	Game					Match
	1	2	3	4	5	
Longest rally (strokes)	6	13	8			13
Average rally	4	5	4			4

#### Game Progress

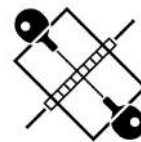
1	<b>JANG Y / PARK SJ (KOR)</b>	0	1	*-2	2	3	3	*-3	4	5	6	*-7	7	8	9	*-10	10	11	
	DAVIES R / MATTHEWS T (GBR)	*-0	0	0	1	*-1	2	3	3	*-3	3	3	4	*-4	4	4	5	5	
2	<b>JANG Y / PARK SJ (KOR)</b>	*-0	1	2	3	*-4	4	5	5	*-6	7	7	7	*-7	8	9	9	*-10	11
	DAVIES R / MATTHEWS T (GBR)	0	0	*-0	0	0	1	*-1	2	2	2	*-3	4	5	5	*-5	6	6	6
3	<b>JANG Y / PARK SJ (KOR)</b>	0	1	*-1	1	2	3	*-3	4	5	6	*-7	7	8	9	*-10	11		
	DAVIES R / MATTHEWS T (GBR)	*-0	0	1	2	*-2	2	3	3	*-3	3	3	4	*-4	4	4	4		

#### Note:

The "Greatest deficit overcome" only applies when the pair ends up winning the game.

#### Legend:

\*- First player of the pair is serving      \*- Second player of the pair is serving      No. Number



**Match Results**  
Résultats du match

**CZUPER Rafal (POL) 2 - 3 LAMIRAULT Fabien (FRA)**  
**JAKIMCZUK Tomasz (POL) MICHAUD Julien (FRA)**

Game Summary		Match	Game 1	Game 2	Game 3	Game 4	Game 5
CZUPER Rafal / JAKIMCZUK Tomasz	POL	2	3	11	12	11	9
LAMIRAULT F / MICHAUD J	FRA	3	11	7	14	7	11
Duration:		48min	5min	7min	12min	9min	10min

Match No.: 3 Table: 2

Umpires: GALLEGO David (COL) VASINOVA Karina (CZE)

Player Statistics	CZUPER R / JAKIMCZUK T (POL)						LAMIRAULT F / MICHAUD J (FRA)					
	Game					Match	Game					Match
	1	2	3	4	5		1	2	3	4	5	
Points won	3	11	12	11	9	46	11	7	14	7	11	50
Biggest lead	-	4	3	4	4	4	8	2	3	-	2	8
Points won on own serve	1	7	4	4	4	20	4	6	5	3	5	23
Points lost on own serve	7	1	9	4	6	27	2	4	8	7	5	26
Most consecutive points won	1	5	5	3	4	5	5	2	3	2	4	5
Greatest deficit overcome	-	2	-	-	-	2	-	-	3	-	4	4

Game/Match Statistics	Game					Match
	1	2	3	4	5	
Longest rally (strokes)	18	8	11	7	18	18
Average rally	6	4	5	4	6	5

**Game Progress**

1	CZUPER R / JAKIMCZUK T (POL)	*-0	0	0	0	*-1	1	1	2	*-2	2	2	2	*-2	3	3								
	LAMIRAULT F / MICHAUD J (FRA)	0	1	*-2	3	3	4	*-5	5	6	7	*-8	9	10	10	11								
2	CZUPER R / JAKIMCZUK T (POL)	0	0	*-0	1	2	3	*-3	3	4	5	*-6	7	8	8	*-8	9	10	10	11				
	LAMIRAULT F / MICHAUD J (FRA)	*-0	1	2	2	*-2	2	3	4	*-4	4	4	4	*-4	5	6	6	*-6	7	7				
3	CZUPER R / JAKIMCZUK T (POL)	*-0	0	0	0	*-1	2	2	3	*-4	4	4	5	*-6	7	8	9	*-9	9	9	10	*-10	11	*-11
	LAMIRAULT F / MICHAUD J (FRA)	0	1	*-2	3	3	3	*-4	4	4	5	*-6	6	6	6	*-6	6	7	8	*-9	9	10	*-10	11
			11	*-12	12	12	12																	
			*-12	12	*-13	14																		
4	CZUPER R / JAKIMCZUK T (POL)	0	1	*-2	3	3	3	*-4	5	5	6	*-6	7	7	7	*-8	9	9	10	11				
	LAMIRAULT F / MICHAUD J (FRA)	*-0	0	0	0	*-1	2	2	2	*-3	3	4	4	*-5	6	6	6	*-7	7	7				
5	CZUPER R / JAKIMCZUK T (POL)	*-0	1	2	3	*-4	4	4	4	*-4	5	5	6	*-6	6	6	7	*-8	9	9	9	9		
	LAMIRAULT F / MICHAUD J (FRA)	0	0	*-0	0	0	1	*-2	3	4	4	*-5	5	6	7	*-8	8	8	8	*-9	10	11		

**Note:**  
The "Greatest deficit overcome" only applies when the pair ends up winning the game.

**Legend:**  
\*- First player of the pair is serving      \*- Second player of the pair is serving      No. Number



**Match Results**  
Résultats du match

SASTRE Iker / TOLEDO Miguel Angel (ESP) **2 - 3** LOVAS Peter / RIAPOS Jan (SVK)

Game Summary		Match	Game 1	Game 2	Game 3	Game 4	Game 5
SASTRE Iker / TOLEDO Miguel Angel	ESP	2	3	12	11	12	8
LOVAS Peter / RIAPOS Jan	SVK	3	11	10	7	14	11
Duration:		1h5min	6min	9min	10min	16min	18min

Match No.: 4 Table: 2

Umpires: WILLIAMS Jackie (GBR) MERHEB Imad (LBN)

Player Statistics	SASTRE I / TOLEDO MA (ESP)						LOVAS P / RIAPOS J (SVK)					
	Game					Match	Game					Match
	1	2	3	4	5		1	2	3	4	5	
Points won	3	12	11	12	8	46	11	10	7	14	11	53
Biggest lead	-	4	6	2	2	6	8	2	1	2	3	8
Points won on own serve	2	4	5	6	3	20	7	3	4	7	5	26
Points lost on own serve	4	7	3	7	6	27	1	8	6	6	5	26
Most consecutive points won	1	6	7	2	3	7	5	5	4	3	3	5
Greatest deficit overcome	-	2	1	-	-	2	-	-	-	2	2	2

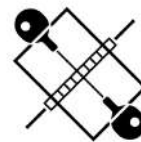
Game/Match Statistics	Game					Match
	1	2	3	4	5	
Longest rally (strokes)	16	10	18	20	32	32
Average rally	7	5	6	6	8	6

**Game Progress**

1	SASTRE I / TOLEDO MA (ESP)	0	0	*0	1	1	2	*2	2	2	2	*2	3	3	3	3	3							
	LOVAS P / RIAPOS J (SVK)	*0	1	2	2	*3	3	4	5	*6	7	8	8	*9	10	11								
2	SASTRE I / TOLEDO MA (ESP)	*0	0	0	1	*2	3	4	5	*6	6	6	7	*7	8	8	8	*8	8	8	9	*10	11	12
	LOVAS P / RIAPOS J (SVK)	0	1	*2	2	2	2	*2	2	2	3	*4	4	5	5	*6	7	8	9	*10	10	10	*10	10
3	SASTRE I / TOLEDO MA (ESP)	0	0	*1	2	3	4	*5	6	7	7	*7	7	7	8	*9	10	10	10	11				
	LOVAS P / RIAPOS J (SVK)	*0	1	1	1	*1	1	1	1	*1	2	3	4	*5	5	5	5	*6	7	7				
4	SASTRE I / TOLEDO MA (ESP)	*0	1	1	1	*2	3	3	4	*4	4	5	5	*6	6	7	8	*8	9	10	10	*10	10	*11
	LOVAS P / RIAPOS J (SVK)	0	0	*1	2	2	2	*3	3	4	5	*5	6	6	7	*7	7	8	8	*8	9	10	*11	11
		11	*12	12	12																			
		*12	12	*13	14																			
5	SASTRE I / TOLEDO MA (ESP)	0	1	*2	2	2	*3	4	5	5	*5	5	6	7	*7	7	7	8	*8	8				
	LOVAS P / RIAPOS J (SVK)	*0	0	0	1	*2	3	3	3	*3	4	5	6	*6	6	7	8	*9	9	10	11			

**Note:**  
The "Greatest deficit overcome" only applies when the pair ends up winning the game.

**Legend:**  
\*- First player of the pair is serving      \*- Second player of the pair is serving      No. Number



**Match Results**  
Résultats du match

CROSARA Federico (ITA) **0 - 3** CHA Soo Yong (KOR)  
FALCO Federico (ITA) **PARK Jin Cheol (KOR)**

Game Summary		Match	Game 1	Game 2	Game 3	Game 4	Game 5
CROSARA F / FALCO F	ITA	0	11	4	8		
CHA Soo Yong / PARK Jin Cheol	KOR	3	13	11	11		
Duration:		28min	9min	6min	9min		

Match No.: 5 Table: 6

Umpires: REZAIE JAHDKON Simin (IRI) LONGEPE Louis Jean (FRA)

Player Statistics	CROSARA F / FALCO F (ITA)					Match	CHA SY / PARK JC (KOR)					Match
	Game						Game					
	1	2	3	4	5		1	2	3	4	5	
Points won	11	4	8			23	13	11	11			35
Biggest lead	2	-	1			2	2	7	5			7
Points won on own serve	5	1	6			12	6	5	7			18
Points lost on own serve	7	6	4			17	6	3	2			11
Most consecutive points won	3	3	3			3	3	5	4			5
Greatest deficit overcome	-	-	-			-	2	-	1			2

Game/Match Statistics	Game					Match
	1	2	3	4	5	
Longest rally (strokes)	16	10	13			16
Average rally	5	5	4			5

**Game Progress**

1	CROSARA F / FALCO F (ITA)	*-0	0	0	1	*-1	2	3	3	*-4	4	5	6	*-7	7	7	8	*-8	8	9	10	*-10	11	*-11
	CHA SY / PARK JC (KOR)	0	1	*-2	2	3	3	*-3	4	4	5	*-5	5	5	6	*-7	7	8	9	*-9	9	10	*-10	11
		11	11																					
		*-12	13																					
2	CROSARA F / FALCO F (ITA)	0	0	*-1	1	1	*-1	1	2	3	*-4	4	4	4	*-4	4								
	CHA SY / PARK JC (KOR)	*-0	1	1	2	*-3	4	5	6	*-6	6	6	7	*-8	9	10	11							
3	CROSARA F / FALCO F (ITA)	*-0	1	1	1	*-1	1	2	2	*-2	3	3	3	*-4	5	6	6	*-7	8	8	8			
	CHA SY / PARK JC (KOR)	0	0	*-1	2	3	4	*-4	5	6	6	*-7	8	8	8	*-8	9	9	9	9	*-10	11		

**Note:**

The "Greatest deficit overcome" only applies when the pair ends up winning the game.

**Legend:**

\*- First player of the pair is serving      \*- Second player of the pair is serving      No. Number



**Match Results**  
Résultats du match

**JANG Yeongjin** (KOR)      3 - 1      **LAMIRAULT Fabien** (FRA)  
**PARK Sung Joo** (KOR)

Game Summary		Match	Game 1	Game 2	Game 3	Game 4	Game 5
JANG Yeongjin / PARK Sung Joo	KOR	3	11	9	11	11	
LAMIRAULT F / MICHAUD J	FRA	1	8	11	6	6	
Duration:		41min	8min	8min	7min	13min	

Match No.: 6 Table: 2

Umpires: MIGUEZ Carolina (ARG) GULLBERG-HANSEN Jens (DEN)

Player Statistics	JANG Y / PARK SJ (KOR)					Match	LAMIRAULT F / MICHAUD J (FRA)					Match
	Game						Game					
	1	2	3	4	5		1	2	3	4	5	
Points won	11	9	11	11		42	8	11	6	6		31
Biggest lead	3	5	5	7		7	2	2	-	-		2
Points won on own serve	3	5	7	5		20	1	6	4	3		14
Points lost on own serve	7	5	2	3		17	8	4	4	6		22
Most consecutive points won	3	5	3	5		5	2	7	2	4		7
Greatest deficit overcome	2	-	-	-		2	-	5	-	-		5

Game/Match Statistics	Game				Match
	1	2	3	4	
Longest rally (strokes)	16	12	12	18	18
Average rally	5	5	5	7	5

**Game Progress**

1	JANG Y / PARK SJ (KOR)	*-0	0	0	1	*-2	2	2	3	*-4	5	5	6	*-6	7	7	8	*-9	9	10	11	
	LAMIRAULT F / MICHAUD J (FRA)	0	1	*-2	2	2	3	*-4	4	4	4	*-5	5	6	6	*-7	7	7	8	*-8	8	
2	JANG Y / PARK SJ (KOR)	0	0	*-0	1	2	3	*-3	4	5	6	*-7	8	8	9	*-9	9	9	9	*-9	9	9
	LAMIRAULT F / MICHAUD J (FRA)	*-0	1	2	2	*-2	2	3	3	*-3	3	3	3	*-4	4	5	6	*-7	8	9	10	11
3	JANG Y / PARK SJ (KOR)	*-0	1	2	2	*-3	4	4	5	*-5	5	6	6	*-7	8	9	9	*-10	11			
	LAMIRAULT F / MICHAUD J (FRA)	0	0	*-0	1	1	1	*-2	2	3	4	*-4	5	5	5	*-5	6	6	6			
4	JANG Y / PARK SJ (KOR)	0	1	*-2	2	3	4	*-5	6	7	7	*-8	9	9	9	*-9	9	10	11			
	LAMIRAULT F / MICHAUD J (FRA)	*-0	0	0	1	*-1	1	1	1	*-1	2	2	2	*-3	4	5	6	*-6	6			

**Note:**

The "Greatest deficit overcome" only applies when the pair ends up winning the game.

**Legend:**

\*- First player of the pair is serving      -\* Second player of the pair is serving      No. Number



### Match Results

Résultats du match

**LOVAS Peter / RIAPOS Jan (SVK) 3 - 2 CHA Soo Yong / PARK Jin Cheol (KOR)**

Game Summary		Match	Game 1	Game 2	Game 3	Game 4	Game 5
LOVAS Peter / RIAPOS Jan	SVK	3	10	11	11	7	12
CHA Soo Yong / PARK Jin Cheol	KOR	2	12	7	8	11	10
Duration:		51min	8min	7min	10min	8min	13min

Match No.: 7 Table: 6

Umpires: RUANGVIRIYACHAI Pairuch (THA) PINKEWICH Marie (AUS)

Player Statistics	LOVAS P / RIAPOS J (SVK)						CHA SY / PARK JC (KOR)					
	Game					Match	Game					Match
	1	2	3	4	5		1	2	3	4	5	
Points won	10	11	11	7	12	51	12	7	8	11	10	48
Biggest lead	4	4	4	-	2	4	2	-	-	5	3	5
Points won on own serve	5	6	7	4	5	27	6	5	5	7	4	27
Points lost on own serve	6	2	3	4	6	21	5	5	4	3	7	24
Most consecutive points won	3	3	4	3	3	4	4	3	3	3	3	4
Greatest deficit overcome	-	-	-	-	3	3	4	-	-	-	-	4

Game/Match Statistics	Game					Match
	1	2	3	4	5	
Longest rally (strokes)	12	15	19	23	15	23
Average rally	6	6	5	9	7	7

#### Game Progress

1	LOVAS P / RIAPOS J (SVK)	*0	0	1	2	*2	3	3	4	*5	6	6	7	*8	8	9	9	*9	9	10	10	*10	10	10
	CHA SY / PARK JC (KOR)	0	1	*1	1	2	2	*3	3	3	3	*4	4	4	5	*5	6	7	8	*8	9	10	*11	12
2	LOVAS P / RIAPOS J (SVK)	0	1	*2	3	3	3	*3	4	5	5	*6	7	7	7	*8	9	10	10	11				
	CHA SY / PARK JC (KOR)	*0	0	0	0	*1	2	3	3	*3	4	4	4	*5	6	6	6	*6	7	7				
3	LOVAS P / RIAPOS J (SVK)	*0	1	2	2	*2	3	4	5	*6	6	6	6	*7	8	8	8	*8	9	10	11			
	CHA SY / PARK JC (KOR)	0	0	*0	1	2	2	*2	2	2	3	*4	5	5	5	*6	7	8	8	*8	8			8
4	LOVAS P / RIAPOS J (SVK)	0	0	*0	0	1	1	*1	2	2	3	*4	4	4	4	*5	6	7	7	7				
	CHA SY / PARK JC (KOR)	*0	1	2	3	*3	4	5	5	*6	6	6	7	*8	9	9	9	*9	10	11				
5	LOVAS P / RIAPOS J (SVK)	*0	1	1	1	*2	2	3	3	*4	4	4	4	*5	5	6	7	*8	8	9	9	*10	11	12
	CHA SY / PARK JC (KOR)	0	0	*1	2	2	3	*3	4	4	5	*6	7	7	8	*8	8	8	9	*9	10	10	*10	10

#### Note:

The "Greatest deficit overcome" only applies when the pair ends up winning the game.

#### Legend:

\*- First player of the pair is serving      \*- Second player of the pair is serving      No. Number



**Match Results**  
Résultats du match

JANG Yeongjin (KOR) **1 - 3** LOVAS Peter (SVK)  
PARK Sung Joo (KOR) RIAPOS Jan (SVK)

Game Summary		Match	Game 1	Game 2	Game 3	Game 4	Game 5
JANG Yeongjin / PARK Sung Joo	KOR	1	10	11	7	8	
LOVAS Peter / RIAPOS Jan	SVK	3	12	7	11	11	
Duration:		40min	10min	8min	8min	14min	

Match No.: 8 Table: 2

Umpires: SIMON Jacky (FRA) LONGEPE Louis Jean (FRA)

Player Statistics	JANG Y / PARK SJ (KOR)					Match	LOVAS P / RIAPOS J (SVK)					Match
	Game						Game					
	1	2	3	4	5		1	2	3	4	5	
Points won	10	11	7	8		36	12	7	11	11		41
Biggest lead	1	4	1	2		4	4	3	4	4		4
Points won on own serve	4	5	2	4		15	5	4	3	6		18
Points lost on own serve	7	3	8	5		23	6	6	5	4		21
Most consecutive points won	5	4	2	3		5	5	2	3	4		5
Greatest deficit overcome	-	3	-	-		3	1	-	1	2		2

Game/Match Statistics	Game					Match
	1	2	3	4	5	
Longest rally (strokes)	15	11	21	18		21
Average rally	5	5	6	5		5

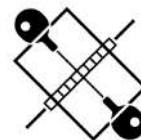
**Game Progress**

1	JANG Y / PARK SJ (KOR)	*-0	1	1	1	*-1	1	1	2	*-3	4	5	6	*-6	6	6	6	*-7	7	8	9	*-10	10	10
	LOVAS P / RIAPOS J (SVK)	0	0	*-1	2	3	4	*-5	5	5	5	*-5	5	6	7	*-8	9	9	10	*-10	10	10	*-11	12
2	JANG Y / PARK SJ (KOR)	0	0	*-0	1	1	2	*-2	2	3	4	*-5	6	6	7	*-7	8	9	10	11				
	LOVAS P / RIAPOS J (SVK)	*-0	1	2	2	*-3	3	4	5	*-5	5	5	*-6	6	7	7	*-7	7	7					
3	JANG Y / PARK SJ (KOR)	*-0	0	0	1	*-2	2	3	3	*-4	4	5	6	*-6	6	6	7	*-7	7	7				
	LOVAS P / RIAPOS J (SVK)	0	1	*-2	2	2	3	*-3	4	4	5	*-5	5	6	7	*-8	8	9	10	11				
4	JANG Y / PARK SJ (KOR)	0	1	*-2	2	2	2	*-2	3	3	3	*-4	5	5	5	*-5	6	7	8	*-8	8			
	LOVAS P / RIAPOS J (SVK)	*-0	0	0	1	*-2	3	4	4	*-5	6	6	6	*-7	8	9	9	*-9	9	10	11			

**Note:**  
The "Greatest deficit overcome" only applies when the pair ends up winning the game.

**Legend:**  
\*- First player of the pair is serving      -\* Second player of the pair is serving      No. Number





### Tournament Statistics

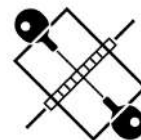
Statistiques du tournoi

As of SAT 31 AUG 2024

Statistics	Round of 16	Quarterfinals	Semifinals	Finals	Total
<b>Matches</b> Total	1	4	2	1	8
Game Margin: 3:0	1 100%	2 50%			3 38%
3:1			1 50%	1 100%	2 25%
3:2		2 50%	1 50%		3 38%
Invalid Results Mark					
Duration: Total	25min	2h48min	1h32min	40min	5h25min
Longest	25min	1h5min	51min	40min	1h5min
Shortest	25min	27min	41min	40min	25min
Average	25min	42min	46min	40min	41min
<b>Games</b> Total	3	16	9	4	32
Point Margin: 11					
10					
9					
8		2 13%			2 6%
7	1 33%	2 13%			3 9%
6		1 6%			1 3%
5		1 6%	2 22%		3 9%
4	1 33%	3 19%	2 22%	2 50%	8 25%
3		2 13%	2 22%	1 25%	5 16%
2	1 33%	5 31%	3 33%	1 25%	10 31%
Invalid Results Mark					
Duration: Total	21min	2h30min	1h22min	40min	4h53min
Longest	8min	18min	13min	14min	18min
Shortest	6min	5min	7min	8min	5min
Average	7min	9min	9min	10min	9min
<b>Points</b> Total	53	301	172	77	603
Per game	17.67	18.81	19.11	19.25	18.84
Most consecutive won	5	7	7	5	7
Greatest deficit overcome	5	4	5	3	5
Longest rally	10	32	23	21	32
Average rally	2	5	6	5	5

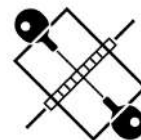
**Note:**

The "Greatest deficit overcome" only applies when the pair ends up winning the game.



**Entry List by Event**  
Liste d'inscriptions par épreuve  
As of SUN 25 AUG 2024

<b>NPC</b>	<b>Name</b>	<b>Sport Class</b>	<b>Date of Birth</b>
<b>ARG - Argentina</b>	COPOLA Gabriel	Class 3	20 JAN 1984
	ROMERO Elias	Class 5	5 NOV 1999
<b>AUS - Australia</b>	ADDIS Christopher	Class 4	8 SEP 1988
	CHEN Jessy	Class 3	5 JAN 1990
<b>CHI - Chile</b>	FLORES Luis	Class 2	30 OCT 1987
	RODRIGUEZ Maximiliano	Class 4	12 JUL 1990
<b>CHN - China</b>	CAO Ningning	Class 5	20 NOV 1987
	FENG Panfeng	Class 3	20 DEC 1989
	LIU Fu	Class 5	16 NOV 2001
	ZHAI Xiang	Class 3	3 DEC 1992
<b>CZE - Czechia</b>	NACHAZEL Filip	Class 4	26 JUN 1980
	SVATOS Petr	Class 3	31 AUG 1990
<b>ESP - Spain</b>	LOPEZ Francisco Javier	Class 4	28 NOV 1982
	RODRIGUEZ Eder	Class 3	16 APR 1987
<b>FRA - France</b>	MARTIN Emeric	Class 4	26 JUN 1973
	THOMAS Maxime	Class 4	17 DEC 1983
	MERRIEN Florian	Class 3	21 NOV 1984
	SAVANT-AIRA Nicolas	Class 5	3 NOV 1980
<b>GER - Germany</b>	BAUS Valentin	Class 5	14 DEC 1995
	SCHMIDBERGER Thomas	Class 3	23 OCT 1991
<b>JPN - Japan</b>	SAITO Genki	Class 4	9 JUL 2001
	SHICHINO Kazuki	Class 4	2 NOV 1998
<b>KOR - Korea</b>	KIM Jung-Gil	Class 4	28 MAY 1986
	KIM Young-Gun	Class 4	24 NOV 1984
<b>SVK - Slovakia</b>	MIHALIK Peter	Class 4	30 SEP 1976
	TRAVNICEK Boris	Class 4	19 MAY 1998
<b>THA - Thailand</b>	CHAIWUT Wanchai	Class 4	6 MAR 1989
	GLINBANCHEUN Yuttajak	Class 3	20 DEC 1996
<b>TUR - Türkiye</b>	OZTURK Abdullah	Class 4	1 OCT 1989
	TURAN Nesim	Class 4	2 MAR 1992
<b>UKR - Ukraine</b>	PETRUNIV Vasyl	Class 3	31 DEC 1973
	YEZYK Oleksandr	Class 2	8 DEC 1972



**Draw**  
Tableau d'élimination

Round of 16	NPC Code	Quarterfinals	Semifinals	Finals	Final Ranking
CHAIWUT W / GLINBANCH.	THA	CHAIWUT W / GLINBANCH. <b>3-0</b> (11:2, 11:0, 11:8)	CHAIWUT W / GLINBANCH. <b>3-0</b> (11:4, 11:6, 11:7)	CAO N / FENG P <b>3-2</b> (8:11, 11:7, 11:6, 6:11, 11:9)	1 CAO N / FENG P CHN
LOPEZ FJ / RODRIGUEZ	ESP				
ADDIS C / CHEN J	AUS	SAITO G / SHICHINO K <b>3-0</b> (11:8, 11:5, 11:4)	CAO N / FENG P <b>3-0</b> (12:10, 11:4, 11:7)	MARTIN E / THOMAS M <b>3-0</b> (11:8, 11:5, 11:7)	3 CHAIWUT W / GLINBAN THA
SAITO G / SHICHINO K	JPN				
CAO N / FENG P	CHN	CAO N / FENG P <b>3-0</b> (11:6, 11:6, 11:4)	MIHALIK P / TRAVNICEK <b>3-0</b> (11:7, 16:14, 11:5)	OZTURK A / TURAN N <b>3-0</b> (11:4, 11:7, 11:6)	5 LIU F / ZHAI X CHN
PETRUNIV V / YEZYK O	UKR				
MIHALIK P / TRAVNICEK	SVK	MARTIN E / THOMAS M <b>3-0</b> (11:8, 11:5, 11:7)	BAUS V / SCHMIDBER. <b>3-2</b> (11:7, 6:11, 13:11, 2:11, 11:3)	LIU F / ZHAI X <b>3-1</b> (11:5, 6:11, 11:5, 13:11)	5 SAITO G / SHICHINO K JPN
MARTIN E / THOMAS M	FRA				
KIM J / KIM Y	KOR	KIM J / KIM Y <b>3-0</b> (11:7, 16:14, 11:5)	BAUS V / SCHMIDBER. <b>3-2</b> (6:11, 12:14, 11:9, 11:9, 12:10)	OZTURK A / TURAN N <b>3-1</b> (13:11, 11:6, 7:11, 11:5)	9 COPOLA G / ROMERO E ARG
FLORES L / RODRIGUEZ	CHI				
COPOLA G / ROMERO E	ARG	OZTURK A / TURAN N <b>3-1</b> (13:11, 11:6, 7:11, 11:5)	BAUS V / SCHMIDBER. <b>3-0</b> (11:6, 11:6, 11:6)	MERRIEN F / SAVANT-AI FRA	9 ADDIS C / CHEN J AUS
OZTURK A / TURAN N	TUR				
MERRIEN F / SAVANT-AI.	FRA	LIU F / ZHAI X <b>3-1</b> (11:5, 6:11, 11:5, 13:11)	CHAIWUT W / GLINBANCH. <b>3-0</b> (11:2, 11:0, 11:8)	BAUS V / SCHMIDBER. <b>3-0</b> (11:6, 11:6, 11:6)	9 NACHAZEL F / SVATOS CZE
LIU F / ZHAI X	CHN				
NACHAZEL F / SVATOS P	CZE	BAUS V / SCHMIDBER. <b>3-0</b> (11:6, 11:6, 11:6)	CHAIWUT W / GLINBANCH. <b>3-0</b> (11:2, 11:0, 11:8)	MERRIEN F / SAVANT-AI FRA	9 LOPEZ FJ / RODRIGUE ESP
BAUS V / SCHMIDBER.	GER				
BAUS V / SCHMIDBER.	GER				9 MIHALIK P / TRAVNICEK SVK
					9 PETRUNIV V / YEZYK O UKR

**GOLD**

CAO N / FENG P  
**3-0** (11:9, 11:5, 11:5)

**SILVER**

BAUS V / SCHMIDBER.

**BRONZE**

CHAIWUT W / GLINBANCH.  
OZTURK A / TURAN N



**Match Results**  
Résultats du match

**CHAIWUT Wanchai** (THA) **3 - 0** **LOPEZ Francisco Javier** (ESP)  
**GLINBANCHEUN Yuttajak** (THA) **RODRIGUEZ Eder** (ESP)

Game Summary		Match	Game 1	Game 2	Game 3	Game 4	Game 5
<b>CHAIWUT W / GLINBANCHEUN Y</b>	THA	<b>3</b>	11	11	11		
<b>LOPEZ FJ / RODRIGUEZ E</b>	ESP	<b>0</b>	2	0	8		
Duration:		<b>21min</b>	5min	4min	9min		

Match No.: 1 Table: 2

Umpires: KIVIMAKI Joonas (FIN) ROUSSET Isabelle (FRA)

Player Statistics	CHAIWUT W / GLINBANCHEUN Y (THA)					Match	LOPEZ FJ / RODRIGUEZ E (ESP)					Match
	Game						Game					
	1	2	3	4	5		1	2	3	4	5	
Points won	11	11	11			<b>33</b>	2	0	8			<b>10</b>
Biggest lead	9	11	5			<b>11</b>	-	-	-			-
Points won on own serve	5	5	6			<b>16</b>	0	0	4			<b>4</b>
Points lost on own serve	2	0	4			<b>6</b>	6	6	5			<b>17</b>
Most consecutive points won	4	11	4			<b>11</b>	1	0	4			<b>4</b>
Greatest deficit overcome	-	-	-			-	-	-	-			-

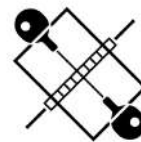
Game/Match Statistics	Game					Match
	1	2	3	4	5	
Longest rally (strokes)	40	25	23			<b>40</b>
Average rally	9	9	8			<b>8</b>

**Game Progress**

1	<b>CHAIWUT W / GLINBANCHEUN Y (THA)</b>	*0	1	2	3	*4	4	5	6	*7	7	8	9	*10	11						
	<b>LOPEZ FJ / RODRIGUEZ E (ESP)</b>	0	0	*0	0	0	1	*1	1	1	2	*2	2	2	2						
2	<b>CHAIWUT W / GLINBANCHEUN Y (THA)</b>	0	1	*2	3	4	5	*6	7	8	9	*10	11								
	<b>LOPEZ FJ / RODRIGUEZ E (ESP)</b>	*0	0	0	0	*0	0	0	0	*0	0	0	0								
3	<b>CHAIWUT W / GLINBANCHEUN Y (THA)</b>	*0	1	2	2	*3	4	5	6	*6	6	6	7	*8	9	9	9	*9	9	10	11
	<b>LOPEZ FJ / RODRIGUEZ E (ESP)</b>	0	0	*0	1	1	1	*1	1	2	3	*4	4	4	4	*5	6	7	8	*8	8

**Note:**  
The "Greatest deficit overcome" only applies when the pair ends up winning the game.

**Legend:**  
\*- First player of the pair is serving      \*- Second player of the pair is serving      No. Number



**Match Results**  
Résultats du match

ADDIS Christopher (AUS) **0 - 3** SAITO Genki (JPN)  
CHEN Jessie (AUS) SHICHINO Kazuki (JPN)

Game Summary		Match	Game 1	Game 2	Game 3	Game 4	Game 5
ADDIS Christopher / CHEN Jessie	AUS	0	8	5	4		
SAITO Genki / SHICHINO Kazuki	JPN	3	11	11	11		
Duration:		23min	7min	6min	7min		

Match No.: 2 Table: 4

Umpires: GERSDORF Anja (GER) SIMON Jacky (FRA)

Player Statistics	ADDIS C / CHEN J (AUS)					Match	SAITO G / SHICHINO K (JPN)					Match
	Game						Game					
	1	2	3	4	5		1	2	3	4	5	
Points won	8	5	4			17	11	11	11			33
Biggest lead	3	2	1			3	4	6	7			7
Points won on own serve	5	1	3			9	6	4	6			16
Points lost on own serve	5	7	5			17	3	4	1			8
Most consecutive points won	3	2	1			3	4	6	5			6
Greatest deficit overcome	-	-	-			-	3	2	1			3

Game/Match Statistics	Game					Match
	1	2	3	4	5	
Longest rally (strokes)	13	11	14			14
Average rally	4	6	5			5

**Game Progress**

1	ADDIS C / CHEN J (AUS)	*-0	1	2	3	*-3	3	3	3	*-4	4	4	4	*-4	5	6	7	*-7	7	8	8
	SAITO G / SHICHINO K (JPN)	0	0	*-0	0	1	2	*-3	4	4	5	*-6	7	8	8	*-8	8	9	10	*-10	11
2	ADDIS C / CHEN J (AUS)	0	1	*-2	2	2	2	*-3	4	4	4	*-5	5	5	5	*-5	5	5			
	SAITO G / SHICHINO K (JPN)	*-0	0	0	1	*-2	3	3	3	*-4	5	5	6	*-7	8	9	10	11			
3	ADDIS C / CHEN J (AUS)	*-0	1	1	1	*-1	1	2	2	*-3	3	3	3	*-3	3	4	4				
	SAITO G / SHICHINO K (JPN)	0	0	*-1	2	3	4	*-4	5	5	6	*-7	8	9	10	*-10	11				

**Note:**  
The "Greatest deficit overcome" only applies when the pair ends up winning the game.

**Legend:**  
\*- First player of the pair is serving      \*- Second player of the pair is serving      No. Number



**Match Results**  
Résultats du match

**CAO Ningning / FENG Panfeng (CHN) 3 - 0** **PETRUNIV Vasyi / YEZYK Oleksandr (UKR)**

Game Summary		Match	Game 1	Game 2	Game 3	Game 4	Game 5
CAO Ningning / FENG Panfeng	CHN	3	11	11	11		
PETRUNIV Vasyi / YEZYK Oleksandr	UKR	0	6	6	4		
Duration:		24min	8min	7min	7min		

Match No.: 3 Table: 6

Umpires: PINKEWICH Marie (AUS) RUANGVIRIYACHAI Pairuch (THA)

Player Statistics	CAO N / FENG P (CHN)					Match	PETRUNIV V / YEZYK O (UKR)					Match
	Game						Game					
	1	2	3	4	5		1	2	3	4	5	
Points won	11	11	11			33	6	6	4			16
Biggest lead	6	5	7			7	-	2	-			2
Points won on own serve	6	5	6			17	4	2	3			9
Points lost on own serve	2	4	1			7	5	6	5			16
Most consecutive points won	4	5	4			5	3	2	1			3
Greatest deficit overcome	-	2	-			2	-	-	-			-

Game/Match Statistics	Game					Match
	1	2	3	4	5	
Longest rally (strokes)	9	21	21			21
Average rally	4	6	6			5

**Game Progress**

1	CAO N / FENG P (CHN)	0	1	*1	2	3	4	*4	5	5	6	*7	8	9	9	*9	9	10	11
	PETRUNIV V / YEZYK O (UKR)	*0	0	1	1	*1	1	2	2	*3	3	3	*3	4	5	6	*6	6	6
2	CAO N / FENG P (CHN)	*0	1	1	1	*2	2	2	3	*3	4	5	6	*7	8	8	9	*10	11
	PETRUNIV V / YEZYK O (UKR)	0	0	*1	2	2	3	*4	4	5	5	*5	5	5	5	*6	6	6	6
3	CAO N / FENG P (CHN)	0	1	*1	2	3	4	*4	5	6	7	*8	8	9	10	*10	11		
	PETRUNIV V / YEZYK O (UKR)	*0	0	1	1	*1	1	2	2	*2	2	2	3	*3	3	4	4		

**Note:**

The "Greatest deficit overcome" only applies when the pair ends up winning the game.

**Legend:**

\*- First player of the pair is serving      -\* Second player of the pair is serving      No. Number



**Match Results**  
Résultats du match

MIHALIK Peter (SVK) **0 - 3** MARTIN Emeric (FRA)  
TRAVNICEK Boris THOMAS Maxime

Game Summary		Match	Game 1	Game 2	Game 3	Game 4	Game 5
MIHALIK Peter / TRAVNICEK Boris	SVK	0	8	5	7		
MARTIN Emeric / THOMAS Maxime	FRA	3	11	11	11		
Duration:		25min	8min	7min	8min		

Match No.: 4 Table: 2

Umpires: GHACHEM Najeh (TUN) WHITAKER Jonathan (GBR)

Player Statistics	MIHALIK P / TRAVNICEK B (SVK)					Match	MARTIN E / THOMAS M (FRA)					Match
	Game						Game					
	1	2	3	4	5		1	2	3	4	5	
Points won	8	5	7			20	11	11	11			33
Biggest lead	2	1	1			2	3	6	4			6
Points won on own serve	6	2	4			12	7	5	5			17
Points lost on own serve	4	6	6			16	2	3	3			8
Most consecutive points won	3	2	2			3	3	5	4			5
Greatest deficit overcome	-	-	-			-	2	1	1			2

Game/Match Statistics	Game					Match
	1	2	3	4	5	
Longest rally (strokes)	25	20	21			25
Average rally	10	8	7			9

**Game Progress**

1	MIHALIK P / TRAVNICEK B (SVK)	*-0	1	2	2	*-2	2	3	4	*-5	5	6	6	*-6	7	7	7	*-7	8	8	8
	MARTIN E / THOMAS M (FRA)	0	0	*-0	1	2	3	*-3	3	3	4	*-4	5	6	6	*-7	8	9	9	*-10	11
2	MIHALIK P / TRAVNICEK B (SVK)	0	1	*-1	1	1	2	*-2	2	3	4	*-4	4	4	4	*-4	5	5			
	MARTIN E / THOMAS M (FRA)	*-0	0	1	2	*-3	3	4	5	*-5	5	6	7	*-8	9	10	10	11			
3	MIHALIK P / TRAVNICEK B (SVK)	*-0	0	1	2	*-2	3	3	4	*-4	5	5	5	*-5	5	6	6	*-7	7	7	
	MARTIN E / THOMAS M (FRA)	0	1	*-1	1	2	2	*-3	3	4	4	*-5	6	7	8	*-8	9	9	10	11	

**Note:**

The "Greatest deficit overcome" only applies when the pair ends up winning the game.

**Legend:**

\*- First player of the pair is serving      \*- Second player of the pair is serving      No. Number



**Match Results**  
Résultats du match

**KIM Jung-Gil** (KOR)      **3 - 0**      **FLORES Luis**  
**KIM Young-Gun** (KOR)           **RODRIGUEZ Maximiliano** (CHI)

Game Summary		Match	Game 1	Game 2	Game 3	Game 4	Game 5
<b>KIM Jung-Gil / KIM Young-Gun</b>	KOR	<b>3</b>	11	16	11		
<b>FLORES L / RODRIGUEZ M</b>	CHI	<b>0</b>	7	14	5		
Duration:		<b>31min</b>	7min	12min	8min		

Match No.: 5 Table: 4

Umpires: MIGUEZ Carolina (ARG) GULLBERG-HANSEN Jens (DEN)

Player Statistics	KIM JG / KIM YG (KOR)					Match	FLORES L / RODRIGUEZ M (CHI)					Match
	Game						Game					
	1	2	3	4	5		1	2	3	4	5	
Points won	11	16	11			<b>38</b>	7	14	5			<b>26</b>
Biggest lead	4	2	6			<b>6</b>	2	3	2			<b>3</b>
Points won on own serve	6	8	7			<b>21</b>	5	7	4			<b>16</b>
Points lost on own serve	2	7	1			<b>10</b>	5	8	4			<b>17</b>
Most consecutive points won	4	4	7			<b>7</b>	2	3	3			<b>3</b>
Greatest deficit overcome	2	3	2			<b>3</b>	-	-	-			-

Game/Match Statistics	Game					Match
	1	2	3	4	5	
Longest rally (strokes)	11	11	14			<b>14</b>
Average rally	4	5	7			<b>5</b>

**Game Progress**

1	<b>KIM JG / KIM YG (KOR)</b>	0	0	*0	1	2	2	*2	3	4	5	*5	6	7	8	*9	9	9	10	<b>11</b>				
	FLORES L / RODRIGUEZ M (CHI)	*-0	1	2	2	*2	3	4	4	*4	4	5	5	*5	5	5	6	*7	7	7				
2	<b>KIM JG / KIM YG (KOR)</b>	*-0	0	0	1	*2	2	3	4	*4	5	5	6	*6	6	7	7	*7	7	8	9	*10	11	*11
	FLORES L / RODRIGUEZ M (CHI)	0	1	*2	2	2	3	*3	3	4	4	*5	5	6	7	*7	8	9	10	*10	10	10	*10	11
					12	*12	13	*13	13	*14	15	<b>16</b>												
					*11	12	*12	13	*14	14	*14	<b>14</b>												
3	<b>KIM JG / KIM YG (KOR)</b>	0	0	*-1	2	2	2	*2	3	4	5	*6	7	8	9	*9	10	11	11	11	11	11	11	11
	FLORES L / RODRIGUEZ M (CHI)	*-0	1	1	1	*2	3	4	4	*4	4	4	4	*4	4	5	5	5	5	5	5	5	5	5

**Note:**  
The "Greatest deficit overcome" only applies when the pair ends up winning the game.

**Legend:**  
\*- First player of the pair is serving      -\* Second player of the pair is serving      No. Number





**Match Results**  
Résultats du match

**COPOLA Gabriel / ROMERO Elias (ARG) 1 - 3 OZTURK Abdullah / TURAN Nesim (TUR)**

Game Summary		Match	Game 1	Game 2	Game 3	Game 4	Game 5
COPOLA Gabriel / ROMERO Elias	ARG	1	11	6	11	5	
OZTURK Abdullah / TURAN Nesim	TUR	3	13	11	7	11	
Duration:		32min	9min	6min	7min	6min	

Match No.: 6 Table: 4

Umpires: SIMON Jacky (FRA) GERSDORF Anja (GER)

Player Statistics	COPOLA G / ROMERO E (ARG)					Match	OZTURK A / TURAN N (TUR)					Match
	Game						Game					
	1	2	3	4	5		1	2	3	4	5	
Points won	11	6	11	5		33	13	11	7	11		42
Biggest lead	2	1	4	3		4	4	5	3	6		6
Points won on own serve	7	3	7	3		20	8	5	6	6		25
Points lost on own serve	5	6	1	5		17	4	3	4	2		13
Most consecutive points won	6	2	4	3		6	4	4	3	5		5
Greatest deficit overcome	-	-	3	-		3	2	1	-	3		3

Game/Match Statistics	Game				Match
	1	2	3	4	
Longest rally (strokes)	22	12	17	24	24
Average rally	6	5	6	7	6

**Game Progress**

1	COPOLA G / ROMERO E (ARG)	0	0	*-0	1	2	2	*-2	2	2	3	*-4	5	6	7	*-8	8	9	9	*-9	10	10	*-10	11
	OZTURK A / TURAN N (TUR)	*-0	1	2	2	*-2	3	4	5	*-6	6	6	6	*-6	6	6	7	*-7	8	9	9	*-10	11	*-11
		*-11	11																					
		12	13																					
2	COPOLA G / ROMERO E (ARG)	*-0	1	1	1	*-2	2	2	2	*-2	3	3	3	*-4	5	5	6	*-6	6					6
	OZTURK A / TURAN N (TUR)	0	0	*-1	2	2	3	*-4	5	6	6	*-7	8	8	8	*-9	9	10	11					
3	COPOLA G / ROMERO E (ARG)	0	0	*-0	0	1	1	*-2	3	4	5	*-5	6	7	7	*-8	9	10	10					11
	OZTURK A / TURAN N (TUR)	*-0	1	2	3	*-3	4	4	4	*-4	4	5	5	*-5	6	6	6	*-6	7	7				
4	COPOLA G / ROMERO E (ARG)	*-0	1	2	3	*-3	3	3	4	*-4	4	4	4	*-4	5	5	5	5						5
	OZTURK A / TURAN N (TUR)	0	0	*-0	0	1	2	*-3	3	4	5	*-6	7	8	8	*-9	10	11						

**Note:**  
The "Greatest deficit overcome" only applies when the pair ends up winning the game.

**Legend:**  
\*- First player of the pair is serving      \*- Second player of the pair is serving      No. Number



**Match Results**  
Résultats du match

MERRIEN Florian (FRA)      1 - 3      LIU Fu (CHN)  
SAVANT-AIRA Nicolas      ZHAI Xiang (CHN)

Game Summary		Match	Game 1	Game 2	Game 3	Game 4	Game 5
MERRIEN F / SAVANT-AIRA N	FRA	1	5	11	5	11	
LIU Fu / ZHAI Xiang	CHN	3	11	6	11	13	
Duration:		34min	8min	7min	6min	12min	

Match No.: 7 Table: 6

Umpires: RUANGVIRIYACHAI Pairuch (THA) PINKEWICH Marie (AUS)

Player Statistics	MERRIEN F / SAVANT-AIRA N (FRA)					Match	LIU F / ZHAI X (CHN)					Match
	Game						Game					
	1	2	3	4	5		1	2	3	4	5	
Points won	5	11	5	11		32	11	6	11	13		41
Biggest lead	1	5	-	1		5	7	-	8	3		8
Points won on own serve	2	7	3	6		18	5	4	6	7		22
Points lost on own serve	6	2	5	6		19	3	4	2	5		14
Most consecutive points won	2	5	4	3		5	5	2	6	2		6
Greatest deficit overcome	-	-	-	-		-	1	-	-	1		1

Game/Match Statistics	Game				Match
	1	2	3	4	
Longest rally (strokes)	34	29	25	33	34
Average rally	13	11	7	12	11

**Game Progress**

1	MERRIEN F / SAVANT-AIRA N (FRA)	0	1	*-1	1	2	2	*-2	2	2	2	*-3	3	3	3	*-4	5	5							
	LIU F / ZHAI X (CHN)	*-0	0	1	2	*-2	3	4	5	*-6	7	7	8	*-9	10	10	10	11							
2	MERRIEN F / SAVANT-AIRA N (FRA)	*-0	1	2	2	*-2	3	4	5	*-6	7	7	8	*-8	8	9	10	*-10	11						
	LIU F / ZHAI X (CHN)	0	0	*-0	1	2	2	*-2	2	2	2	*-3	3	4	5	*-5	5	6	6						
3	MERRIEN F / SAVANT-AIRA N (FRA)	0	0	*-0	0	0	0	*-0	1	1	1	*-1	2	3	4	*-5	5	5							
	LIU F / ZHAI X (CHN)	*-0	1	2	3	*-4	5	6	6	*-7	8	9	9	*-9	9	9	10	11							
4	MERRIEN F / SAVANT-AIRA N (FRA)	*-0	0	0	1	*-1	1	2	2	*-3	4	5	5	*-5	6	7	8	*-8	9	9	10	*-10	10	*-11	11
	LIU F / ZHAI X (CHN)	0	1	*-2	2	3	4	*-4	5	5	5	*-5	6	7	7	*-7	7	8	8	*-9	9	10	*-11	11	
		11	11																						
		*-12	13																						

**Note:**

The "Greatest deficit overcome" only applies when the pair ends up winning the game.

**Legend:**

\*- First player of the pair is serving      \*- Second player of the pair is serving      No. Number



**Match Results**  
Résultats du match

NACHAZEL Filip / SVATOS Petr (CZE) **0 - 3** BAUS Valentin / SCHMIDBERGER Thomas (GER)

Game Summary		Match	Game 1	Game 2	Game 3	Game 4	Game 5
NACHAZEL Filip / SVATOS Petr	CZE	0	6	6	6		
BAUS V / SCHMIDBERGER T	GER	3	11	11	11		
Duration:		22min	7min	6min	8min		

Match No.: 8 Table: 2

Umpires: ROUSSET Isabelle (FRA) KIVIMAKI Joonas (FIN)

Player Statistics	NACHAZEL F / SVATOS P (CZE)					Match	BAUS V / SCHMIDBERGER T (GER)					Match
	Game						Game					
	1	2	3	4	5		1	2	3	4	5	
Points won	6	6	6			18	11	11	11			33
Biggest lead	2	1	-			2	6	5	6			6
Points won on own serve	3	2	3			8	6	4	6			16
Points lost on own serve	5	7	5			17	3	4	3			10
Most consecutive points won	2	4	2			4	5	4	6			6
Greatest deficit overcome	-	-	-			-	2	1	-			2

Game/Match Statistics	Game					Match
	1	2	3	4	5	
Longest rally (strokes)	11	13	13			13
Average rally	5	5	4			5

**Game Progress**

1	NACHAZEL F / SVATOS P (CZE)	0	1	*-2	2	2	2	*-2	3	3	4	*-4	4	4	4	*-4	5	6	6
	BAUS V / SCHMIDBERGER T (GER)	*-0	0	0	1	*-2	3	4	4	*-5	5	6	7	*-8	9	10	10	*-10	11
2	NACHAZEL F / SVATOS P (CZE)	*-0	0	0	0	*-1	2	3	4	*-4	4	4	5	*-5	5	5	5	*-6	6
	BAUS V / SCHMIDBERGER T (GER)	0	1	*-2	3	3	3	*-3	3	4	5	*-6	6	7	8	*-9	10	10	11
3	NACHAZEL F / SVATOS P (CZE)	0	0	*-1	1	2	2	*-3	3	3	3	*-3	3	3	4	*-4	5	6	6
	BAUS V / SCHMIDBERGER T (GER)	*-0	1	1	2	*-2	3	3	4	*-5	6	7	8	*-9	9	10	10	*-10	11

**Note:**

The "Greatest deficit overcome" only applies when the pair ends up winning the game.

**Legend:**

\*- First player of the pair is serving      -\* Second player of the pair is serving      No. Number



**Match Results**  
Résultats du match

**CHAIWUT Wanchai** (THA) **3 - 0** **SAITO Genki** (JPN)  
**GLINBANCHEUN Yuttajak** (THA) **SHICHINO Kazuki** (JPN)

Game Summary		Match	Game 1	Game 2	Game 3	Game 4	Game 5
<b>CHAIWUT W / GLINBANCHEUN Y</b>	THA	<b>3</b>	11	11	11		
SAITO Genki / SHICHINO Kazuki	JPN	<b>0</b>	4	6	7		
Duration:		<b>26min</b>	7min	7min	10min		

Match No.: 9 Table: 4

Umpires: FOUCHARD Frederic (FRA) ABDULLAH Diana (MAS)

Player Statistics	CHAIWUT W / GLINBANCHEUN Y (THA)					Match	SAITO G / SHICHINO K (JPN)					Match
	Game						Game					
	1	2	3	4	5		1	2	3	4	5	
Points won	11	11	11			<b>33</b>	4	6	7			<b>17</b>
Biggest lead	7	5	4			<b>7</b>	-	1	2			<b>2</b>
Points won on own serve	5	6	6			<b>17</b>	1	4	3			<b>8</b>
Points lost on own serve	3	2	4			<b>9</b>	6	5	5			<b>16</b>
Most consecutive points won	5	3	3			<b>5</b>	2	2	2			<b>2</b>
Greatest deficit overcome	-	1	2			<b>2</b>	-	-	-			<b>-</b>

Game/Match Statistics	Game					Match
	1	2	3	4	5	
Longest rally (strokes)	31	16	33			<b>33</b>
Average rally	12	6	12			<b>10</b>

**Game Progress**

1	<b>CHAIWUT W / GLINBANCHEUN Y (THA)</b>	-*0	1	1	2	*-3	4	5	5	-*6	6	6	7	*-8	9	10	11			
	SAITO G / SHICHINO K (JPN)	0	0	*-1	1	1	1	*-1	2	2	3	*-4	4	4	4	*-4	4			
2	<b>CHAIWUT W / GLINBANCHEUN Y (THA)</b>	0	0	*-1	2	2	2	*-3	4	5	5	*-6	7	8	8	*-9	10	10	11	
	SAITO G / SHICHINO K (JPN)	-*0	1	1	1	*-2	3	3	3	*-3	4	4	4	*-4	5	5	5	*-6	6	
3	<b>CHAIWUT W / GLINBANCHEUN Y (THA)</b>	-*0	0	0	1	*-1	2	3	4	*-4	5	6	7	*-7	8	8	9	*-10	10	11
	SAITO G / SHICHINO K (JPN)	0	1	*-2	2	3	3	*-3	3	4	4	*-4	4	5	5	*-6	6	6	7	7

**Note:**

The "Greatest deficit overcome" only applies when the pair ends up winning the game.

**Legend:**

\*- First player of the pair is serving      -\* Second player of the pair is serving      No. Number



**Match Results**  
Résultats du match

**CAO Ningning / FENG Panfeng (CHN) 3 - 0 MARTIN Emeric / THOMAS Maxime (FRA)**

Game Summary		Match	Game 1	Game 2	Game 3	Game 4	Game 5
CAO Ningning / FENG Panfeng	CHN	3	12	11	11		
MARTIN Emeric / THOMAS Maxime	FRA	0	10	4	7		
Duration:		28min	10min	7min	9min		

Match No.: 10 Table: 2

Umpires: VASINOVA Karina (CZE) GALLEGO David (COL)

Player Statistics	CAO N / FENG P (CHN)					Match	MARTIN E / THOMAS M (FRA)					Match
	Game						Game					
	1	2	3	4	5		1	2	3	4	5	
Points won	12	11	11			34	10	4	7			21
Biggest lead	2	7	4			7	2	-	1			2
Points won on own serve	7	5	8			20	6	2	5			13
Points lost on own serve	4	2	2			8	5	6	3			14
Most consecutive points won	4	5	3			5	2	1	3			3
Greatest deficit overcome	2	-	1			2	-	-	-			-

Game/Match Statistics	Game					Match
	1	2	3	4	5	
Longest rally (strokes)	26	17	22			26
Average rally	8	7	9			8

**Game Progress**

1	CAO N / FENG P (CHN)	*-0	0	0	1	*-1	2	3	4	*-5	5	6	6	*-7	7	8	8	*-8	9	10	10	*-10	11	12
	MARTIN E / THOMAS M (FRA)	0	1	*-2	2	3	3	*-3	3	3	4	*-4	5	5	6	*-6	7	8	8	*-8	9	10	*-10	10
2	CAO N / FENG P (CHN)	0	1	*-2	2	3	3	*-4	5	6	7	*-8	8	9	9	*-10	11							
	MARTIN E / THOMAS M (FRA)	*-0	0	0	1	*-1	2	2	2	*-2	2	2	3	*-3	4	4	4							
3	CAO N / FENG P (CHN)	*-0	1	2	2	*-3	3	3	3	*-4	5	6	6	*-6	7	8	9	*-9	10	11				
	MARTIN E / THOMAS M (FRA)	0	0	*-0	1	1	2	*-3	4	4	4	*-4	5	6	6	*-6	6	7	7	7				

**Note:**

The "Greatest deficit overcome" only applies when the pair ends up winning the game.

**Legend:**

\*- First player of the pair is serving      \*- Second player of the pair is serving      No. Number



**Match Results**  
Résultats du match

KIM Jung-Gil (KOR) **0 - 3** OZTURK Abdullah (TUR)  
KIM Young-Gun (KOR) TURAN Nesim (TUR)

Game Summary		Match	Game 1	Game 2	Game 3	Game 4	Game 5
KIM Jung-Gil / KIM Young-Gun	KOR	0	4	7	6		
OZTURK Abdullah / TURAN Nesim	TUR	3	11	11	11		
Duration:		30min	10min	7min	10min		

Match No.: 11 Table: 4

Umpires: PURCELL Tom (GBR) PARMENTELAT Tamara (FRA)

Player Statistics	KIM JG / KIM YG (KOR)					Match	OZTURK A / TURAN N (TUR)					Match
	Game						Game					
	1	2	3	4	5		1	2	3	4	5	
Points won	4	7	6			17	11	11	11			33
Biggest lead	-	-	1			1	7	5	5			7
Points won on own serve	2	4	3			9	5	7	5			17
Points lost on own serve	6	4	6			16	2	3	3			8
Most consecutive points won	3	2	3			3	7	3	6			7
Greatest deficit overcome	-	-	-			-	-	-	1			1

Game/Match Statistics	Game					Match
	1	2	3	4	5	
Longest rally (strokes)	23	20	60			60
Average rally	8	6	17			10

**Game Progress**

1	KIM JG / KIM YG (KOR)	*0	0	0	0	*1	2	3	3	*4	4	4	4	*4	4	4	4			
	OZTURK A / TURAN N (TUR)	0	1	*2	3	3	3	*3	4	4	5	*6	7	8	9	*10	11			
2	KIM JG / KIM YG (KOR)	0	0	*0	1	1	1	*2	3	3	3	*3	4	4	4	*5	5	6	7	7
	OZTURK A / TURAN N (TUR)	*0	1	2	2	*3	4	4	4	*5	6	7	7	*8	9	9	10	*10	10	11
3	KIM JG / KIM YG (KOR)	*0	0	0	0	*1	2	3	3	*4	5	5	6	*6	6	6	6	*6	6	6
	OZTURK A / TURAN N (TUR)	0	1	*2	3	3	3	*3	4	4	4	*5	5	6	7	*8	9	10	11	11

**Note:**  
The "Greatest deficit overcome" only applies when the pair ends up winning the game.

**Legend:**  
\*- First player of the pair is serving      \*- Second player of the pair is serving      No. Number



**Match Results**  
Résultats du match

LIU Fu (CHN)      2 - 3      BAUS Valentin  
ZHAI Xiang (CHN)      SCHMIDBERGER Thomas (GER)

Game Summary		Match	Game 1	Game 2	Game 3	Game 4	Game 5
LIU Fu / ZHAI Xiang	CHN	2	11	14	9	9	10
BAUS V / SCHMIDBERGER T	GER	3	6	12	11	11	12
Duration:		52min	6min	11min	11min	8min	10min

Match No.: 12 Table: 2

Umpires: MIKITA Darek (CAN) DECLOMESNIL Yohan (FRA)

Player Statistics	LIU F / ZHAI X (CHN)						BAUS V / SCHMIDBERGER T (GER)					
	Game					Match	Game					Match
	1	2	3	4	5		1	2	3	4	5	
Points won	11	14	9	9	10	53	6	12	11	11	12	52
Biggest lead	5	5	3	1	-	5	1	-	2	2	2	2
Points won on own serve	3	8	3	3	6	23	1	7	4	4	7	23
Points lost on own serve	5	5	7	7	5	29	8	6	6	6	4	30
Most consecutive points won	3	4	3	2	2	4	3	4	5	2	2	5
Greatest deficit overcome	1	-	-	-	-	1	-	-	3	1	-	3

Game/Match Statistics	Game					Match
	1	2	3	4	5	
Longest rally (strokes)	17	19	26	31	57	57
Average rally	8	7	8	8	10	8

**Game Progress**

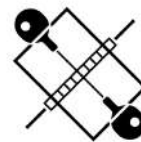
1	LIU F / ZHAI X (CHN)	0	1	*-2	2	2	2	*-3	3	4	5	*-6	6	7	8	*-9	9	10	11					
	BAUS V / SCHMIDBERGER T (GER)	*-0	0	0	1	*-2	3	3	4	*-4	4	4	5	*-5	5	5	6	*-6	6					
2	LIU F / ZHAI X (CHN)	*-0	1	2	3	*-4	4	5	6	*-6	6	7	8	*-8	8	8	8	*-9	9	10	10	*-10	11	*-11
	BAUS V / SCHMIDBERGER T (GER)	0	0	*-0	0	0	1	*-1	1	2	3	*-3	3	4	5	*-6	7	7	8	*-8	9	10	*-10	11
		12	*-12	13	14																			
		*-11	12	*-12	12																			
3	LIU F / ZHAI X (CHN)	0	0	*-1	1	1	2	*-3	4	4	4	*-5	6	6	7	*-8	9	9	9	*-9	9	9	9	
	BAUS V / SCHMIDBERGER T (GER)	*-0	1	1	2	*-3	3	3	3	*-4	5	5	5	*-6	6	6	6	*-7	8	9	10	11		
4	LIU F / ZHAI X (CHN)	*-0	0	0	1	*-2	2	3	4	*-4	4	5	5	*-6	6	7	7	*-8	8	8	9	9		
	BAUS V / SCHMIDBERGER T (GER)	0	1	*-2	2	2	3	*-3	3	4	5	*-5	6	6	7	*-7	8	8	9	*-10	10	11		
5	LIU F / ZHAI X (CHN)	0	0	*-0	1	2	2	*-2	3	4	4	*-5	5	5	6	*-7	7	8	8	*-9	9	10	*-10	10
	BAUS V / SCHMIDBERGER T (GER)	*-0	1	2	2	*-2	3	4	4	*-4	5	5	6	*-7	7	7	8	*-8	9	9	10	*-10	11	12

**Note:**

The "Greatest deficit overcome" only applies when the pair ends up winning the game.

**Legend:**

\*- First player of the pair is serving      \*- Second player of the pair is serving      No. Number



**Match Results**  
Résultats du match

CHAIWUT Wanchai (THA) **2 - 3** CAO Ningning (CHN)  
GLINBANCHEUN Yuttajak FENG Panfeng

Game Summary		Match	Game 1	Game 2	Game 3	Game 4	Game 5
CHAIWUT W / GLINBANCHEUN Y	THA	2	11	7	6	11	9
CAO Ningning / FENG Panfeng	CHN	3	8	11	11	6	11
Duration:		52min	9min	8min	8min	7min	15min

Match No.: 13 Table: 2

Umpires: PARMENTELAT Tamara (FRA) PURCELL Tom (GBR)

Player Statistics	CHAIWUT W / GLINBANCHEUN Y (THA)						CAO N / FENG P (CHN)					
	Game					Match	Game					Match
	1	2	3	4	5		1	2	3	4	5	
Points won	11	7	6	11	9	44	8	11	11	6	11	47
Biggest lead	5	2	-	5	-	5	-	4	5	-	4	5
Points won on own serve	4	3	4	4	5	20	2	6	6	2	6	22
Points lost on own serve	6	5	5	4	5	25	7	4	2	7	4	24
Most consecutive points won	5	2	3	3	2	5	3	4	4	2	3	4
Greatest deficit overcome	-	-	-	-	-	-	-	2	-	-	-	2

Game/Match Statistics	Game					Match
	1	2	3	4	5	
Longest rally (strokes)	38	23	52	37	43	52
Average rally	11	10	13	11	16	13

**Game Progress**

1	CHAIWUT W / GLINBANCHEUN Y (THA)	*0	1	1	2	*3	3	3	4	*4	5	5	6	*7	8	9	10	*10	10	10	11	
	CAO N / FENG P (CHN)	0	0	*1	1	1	2	*3	3	4	4	*5	5	5	5	*5	5	6	7	*8	8	
2	CHAIWUT W / GLINBANCHEUN Y (THA)	0	1	*2	2	2	2	*3	4	4	4	*4	4	5	6	*6	7	7	7	7	7	
	CAO N / FENG P (CHN)	*0	0	0	1	*2	3	3	3	*4	5	6	7	*7	7	8	8	*9	10	11	11	
3	CHAIWUT W / GLINBANCHEUN Y (THA)	*0	0	0	0	*0	1	1	1	*2	3	4	4	*5	5	6	6	*6	6	6	6	
	CAO N / FENG P (CHN)	0	1	*2	3	4	4	*5	6	6	6	*6	7	7	8	*8	9	10	11	11	11	
4	CHAIWUT W / GLINBANCHEUN Y (THA)	0	1	*2	3	3	4	*5	6	6	6	*7	7	8	9	*9	10	10	10	11	11	
	CAO N / FENG P (CHN)	*0	0	0	0	*1	1	1	1	*2	3	3	4	*4	4	5	5	*6	6	6	6	
5	CHAIWUT W / GLINBANCHEUN Y (THA)	*0	0	0	1	*1	1	2	3	*3	4	4	4	*4	5	6	6	*7	8	8	9	9
	CAO N / FENG P (CHN)	0	1	*2	2	3	4	*4	4	5	5	*6	7	8	8	*8	9	9	9	*10	10	11

**Note:**

The "Greatest deficit overcome" only applies when the pair ends up winning the game.

**Legend:**

\*- First player of the pair is serving      \*- Second player of the pair is serving      No. Number





**Match Results**  
Résultats du match

OZTURK Abdullah / TURAN Nesim (TUR) **2 - 3** BAUS Valentin / SCHMIDBERGER Thomas (GER)

Game Summary		Match	Game 1	Game 2	Game 3	Game 4	Game 5
OZTURK Abdullah / TURAN Nesim	TUR	2	7	11	11	11	3
<b>BAUS V / SCHMIDBERGER T</b>	<b>GER</b>	<b>3</b>	11	6	13	2	11
Duration:		<b>42min</b>	7min	7min	12min	5min	8min

Match No.: 14 Table: 2

Umpires: PURCELL Tom (GBR) PARMENTELAT Tamara (FRA)

Player Statistics	OZTURK A / TURAN N (TUR)						BAUS V / SCHMIDBERGER T (GER)					
	Game					Match	Game					Match
	1	2	3	4	5		1	2	3	4	5	
Points won	7	11	11	11	3	<b>43</b>	11	6	13	2	11	<b>43</b>
Biggest lead	1	5	5	9	1	<b>9</b>	4	-	2	-	8	<b>8</b>
Points won on own serve	4	5	5	5	2	<b>21</b>	5	3	6	1	5	<b>20</b>
Points lost on own serve	6	3	7	1	6	<b>23</b>	3	6	6	6	1	<b>22</b>
Most consecutive points won	2	4	4	5	1	<b>5</b>	5	2	5	1	8	<b>8</b>
Greatest deficit overcome	-	-	-	-	-	-	1	-	5	-	1	<b>5</b>

Game/Match Statistics	Game					Match
	1	2	3	4	5	
Longest rally (strokes)	18	20	24	14	29	<b>29</b>
Average rally	8	7	9	6	10	<b>8</b>

**Game Progress**

1	OZTURK A / TURAN N (TUR)	*0	0	1	2	*2	2	2	2	*2	3	4	4	*5	6	6	7	*7	7	7
	BAUS V / SCHMIDBERGER T (GER)	0	1	*-1	1	2	3	*-4	5	6	6	*-6	7	7	7	*-8	8	9	10	11
2	OZTURK A / TURAN N (TUR)	0	1	*-2	2	2	3	*-4	5	6	6	*-6	7	7	7	*-8	9	10	11	
	BAUS V / SCHMIDBERGER T (GER)	*-0	0	0	1	*-2	2	2	2	*-2	3	4	4	*-5	6	6	6	*-6	6	
3	OZTURK A / TURAN N (TUR)	*-0	1	1	2	*-3	4	4	5	*-5	5	6	7	*-8	9	9	9	*-9	9	9
	BAUS V / SCHMIDBERGER T (GER)	0	0	*-1	1	1	1	*-2	2	3	4	*-4	4	4	4	*-5	6	7	8	*-9
			11	11																
			*-12	13																
4	OZTURK A / TURAN N (TUR)	0	1	*-2	3	3	4	*-5	6	7	8	*-8	9	10	11					
	BAUS V / SCHMIDBERGER T (GER)	*-0	0	0	0	*-1	1	1	1	*-1	1	2	2	*-2	2					
5	OZTURK A / TURAN N (TUR)	*-0	1	1	2	*-2	2	3	3	*-3	3	3	3	*-3	3	3				
	BAUS V / SCHMIDBERGER T (GER)	0	0	*-1	1	2	3	*-3	4	5	6	*-7	8	9	10	11				

**Note:**

The "Greatest deficit overcome" only applies when the pair ends up winning the game.

**Legend:**

\*- First player of the pair is serving      \*- Second player of the pair is serving      No. Number



**Match Results**  
Résultats du match

**CAO Ningning / FENG Panfeng (CHN) 3 - 0 BAUS Valentin / SCHMIDBERGER Thomas (GER)**

Game Summary		Match	Game 1	Game 2	Game 3	Game 4	Game 5
CAO Ningning / FENG Panfeng	CHN	3	11	11	11		
BAUS V / SCHMIDBERGER T	GER	0	9	5	5		
Duration:		25min	8min	7min	8min		

Match No.: 15 Table: 2

Umpires: WILLIAMS Jackie (GBR) PURCELL Tom (GBR)

Player Statistics	CAO N / FENG P (CHN)					Match	BAUS V / SCHMIDBERGER T (GER)					Match
	Game						Game					
	1	2	3	4	5		1	2	3	4	5	
Points won	11	11	11			33	9	5	5			19
Biggest lead	3	7	6			7	1	-	1			1
Points won on own serve	5	6	5			16	4	3	2			9
Points lost on own serve	5	2	3			10	6	5	6			17
Most consecutive points won	3	5	5			5	3	2	1			3
Greatest deficit overcome	1	-	1			1	-	-	-			-

Game/Match Statistics	Game					Match
	1	2	3	4	5	
Longest rally (strokes)	12	16	12			16
Average rally	6	5	6			6

**Game Progress**

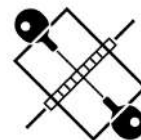
1	<b>CAO N / FENG P (CHN)</b>	0	1	*1	2	3	4	*4	4	4	5	*6	6	7	7	*7	7	8	9	*10	10	11
	BAUS V / SCHMIDBERGER T (GER)	*0	0	1	1	*1	1	2	3	*4	4	4	5	*5	6	7	8	*8	8	8	9	9
2	<b>CAO N / FENG P (CHN)</b>	*0	1	2	2	*3	4	5	6	*7	7	8	9	*9	10	10	10	11				
	BAUS V / SCHMIDBERGER T (GER)	0	0	*0	1	1	1	*1	1	1	2	*2	2	3	3	*4	5	5				
3	<b>CAO N / FENG P (CHN)</b>	0	0	*1	1	2	3	*3	4	4	5	*6	6	7	8	*9	10	11				
	BAUS V / SCHMIDBERGER T (GER)	*0	1	1	2	*2	2	3	3	*4	4	4	5	*5	5	5	5	5				

**Note:**

The "Greatest deficit overcome" only applies when the pair ends up winning the game.

**Legend:**

\*- First player of the pair is serving      -\* Second player of the pair is serving      No. Number



### Tournament Statistics

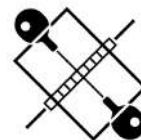
Statistiques du tournoi

As of SAT 31 AUG 2024

Statistics	Round of 16	Quarterfinals	Semifinals	Finals	Total
<b>Matches</b> Total	8	4	2	1	15
Game Margin: 3:0	6 75%	3 75%		1 100%	10 67%
3:1	2 25%				2 13%
3:2		1 25%	2 100%		3 20%
Invalid Results Mark					
Duration: Total	3h32min	2h16min	1h34min	25min	7h47min
Longest	34min	52min	52min	25min	52min
Shortest	21min	26min	42min	25min	21min
Average	27min	34min	47min	25min	31min
<b>Games</b> Total	26	14	10	3	53
Point Margin: 11	1 4%				1 2%
10					
9	1 4%		1 10%		2 4%
8			1 10%		1 2%
7	2 8%	3 21%			5 9%
6	6 23%			2 67%	8 15%
5	7 27%	3 21%	3 30%		13 25%
4	3 12%	3 21%	2 20%		8 15%
3	3 12%		1 10%		4 8%
2	3 12%	5 36%	2 20%	1 33%	11 21%
Invalid Results Mark					
Duration: Total	3h12min	2h3min	1h26min	23min	7h4min
Longest	12min	11min	15min	8min	15min
Shortest	4min	6min	5min	7min	4min
Average	7min	9min	9min	8min	8min
<b>Points</b> Total	458	260	177	52	947
Per game	17.62	18.57	17.70	17.33	17.87
Most consecutive won	11	7	8	5	11
Greatest deficit overcome	3	3	5	1	5
Longest rally	40	60	52	16	60
Average rally	7	9	10	6	8

**Note:**

The "Greatest deficit overcome" only applies when the pair ends up winning the game.



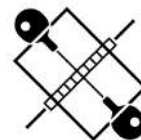
**Entry List by Event**  
Liste d'inscriptions par épreuve  
As of MON 26 AUG 2024

**REVISED**  
26 AUG 18:07

NPC	Name	Sport Class	Date of Birth
<b>BRA - Brazil</b>	SALMIN Paulo	Class 7	12 NOV 1993
	STROH Israel	Class 7	6 SEP 1986
<b>CHI - Chile</b>	PINO Matias	Class 6	23 APR 1997
	TORRES Ignacio	Class 6	8 MAY 2002
<b>CHN - China</b>	LIAO Keli	Class 7	5 JAN 1990
	YAN Shuo	Class 7	26 JUL 1995
	HUANG Jiaxin	Class 6	8 APR 1993
	PENG Weinan	Class 8	10 APR 2002
<b>ESP - Spain</b>	MORALES Jordi	Class 7	17 NOV 1985
	VALERA Alvaro	Class 6	16 OCT 1982
<b>FRA - France</b>	BERTHIER Clement	Class 8	3 FEB 2000
	HERRAULT Esteban	Class 6	18 SEP 1993
	DOURBECKER Kevin	Class 7	20 AUG 1989
	MESSI Stephane	Class 7	27 NOV 1972
<b>GBR - Great Britain</b>	KARABARDAK Paul	Class 6	3 OCT 1985
	SHILTON Billy	Class 8	9 OCT 1998
	BAYLEY William	Class 7	17 JAN 1988
<b>GER - Germany</b>	PERRY Martin	Class 6	8 MAY 1994
	RAU Thomas	Class 6	6 APR 1984
<b>NGR - Nigeria</b>	SCHNAKE Bjoern	Class 7	13 DEC 1971
	ALABI Kayode	Class 6	30 OCT 1988
<b>THA - Thailand</b>	FARINLOYE Victor	Class 8	13 MAR 1975
	THAINIYOM Rungroj	Class 6	16 DEC 1986
	WANGPHONPHATHANASIRI Phisit	Class 8	1 JAN 1987

**REVISED**

**BRA: A pair has been added.**



**Draw**  
Tableau d'élimination

Round of 16	NPC Code	Quarterfinals	Semifinals	Finals																																								
THAINIYOM / WANGPHONP.	THA				<p><b>Final Ranking</b></p> <table border="1"> <thead> <tr> <th>Rank</th> <th>Pair</th> <th>NPC Code</th> </tr> </thead> <tbody> <tr><td>1</td><td>LIAO K / YAN S</td><td>CHN</td></tr> <tr><td>2</td><td>THAINIYOM / WANGPH</td><td>THA</td></tr> <tr><td>3</td><td>BERTHIER C / HERRAU</td><td>FRA</td></tr> <tr><td>3</td><td>KARABARDAK / SHILTO</td><td>GBR</td></tr> <tr><td>5</td><td>SALMIN P / STROH I</td><td>BRA</td></tr> <tr><td>5</td><td>PINO M / TORRES I</td><td>CHI</td></tr> <tr><td>5</td><td>HUANG J / PENG W</td><td>CHN</td></tr> <tr><td>5</td><td>BAYLEY W / PERRY M</td><td>GBR</td></tr> <tr><td>9</td><td>MORALES J / VALERA A</td><td>ESP</td></tr> <tr><td>9</td><td>DOURBECKER / MESSI</td><td>FRA</td></tr> <tr><td>9</td><td>RAU T / SCHNAKE B</td><td>GER</td></tr> <tr><td>9</td><td>ALABI K / FARINLOYE</td><td>NGR</td></tr> </tbody> </table> <p><b>GOLD</b></p> <p>LIAO K / YAN S 3-1 (6:11, 11:8, 11:9, 11:7)</p> <p><b>SILVER</b></p> <p>THAINIYOM / WANGPHONP.</p> <p><b>BRONZE</b></p> <p>BERTHIER C / HERRAULT E KARABARDAK / SHILTON B</p>	Rank	Pair	NPC Code	1	LIAO K / YAN S	CHN	2	THAINIYOM / WANGPH	THA	3	BERTHIER C / HERRAU	FRA	3	KARABARDAK / SHILTO	GBR	5	SALMIN P / STROH I	BRA	5	PINO M / TORRES I	CHI	5	HUANG J / PENG W	CHN	5	BAYLEY W / PERRY M	GBR	9	MORALES J / VALERA A	ESP	9	DOURBECKER / MESSI	FRA	9	RAU T / SCHNAKE B	GER	9	ALABI K / FARINLOYE	NGR
Rank	Pair	NPC Code																																										
1	LIAO K / YAN S	CHN																																										
2	THAINIYOM / WANGPH	THA																																										
3	BERTHIER C / HERRAU	FRA																																										
3	KARABARDAK / SHILTO	GBR																																										
5	SALMIN P / STROH I	BRA																																										
5	PINO M / TORRES I	CHI																																										
5	HUANG J / PENG W	CHN																																										
5	BAYLEY W / PERRY M	GBR																																										
9	MORALES J / VALERA A	ESP																																										
9	DOURBECKER / MESSI	FRA																																										
9	RAU T / SCHNAKE B	GER																																										
9	ALABI K / FARINLOYE	NGR																																										
BYE		THAINIYOM / WANGPHONP.																																										
ALABI K / FARINLOYE	NGR		THAINIYOM / WANGPHONP. 3-1 (6:11, 11:4, 11:5, 11:6)																																									
HUANG J / PENG W	CHN	HUANG J / PENG W 3-0 (11:9, 11:5, 11:8)																																										
KARABARDAK / SHILTON B	GBR			THAINIYOM / WANGPHONP. 3-0 (11:9, 11:9, 11:7)																																								
DOURBECKER / MESSI S	FRA	KARABARDAK / SHILTON B 3-0 (11:8, 12:10, 11:4)																																										
BYE			KARABARDAK / SHILTON B 3-1 (7:11, 11:9, 11:9, 11:5)																																									
SALMIN P / STROH I	BRA	SALMIN P / STROH I																																										
LIAO K / YAN S	CHN																																											
BYE		LIAO K / YAN S																																										
PINO M / TORRES I	CHI		LIAO K / YAN S 3-0 (11:4, 11:9, 13:11)																																									
MORALES J / VALERA A	ESP	PINO M / TORRES I 3-0 (11:5, 15:13, 11:6)																																										
BAYLEY W / PERRY M	GBR			LIAO K / YAN S 3-0 (13:11, 11:7, 11:7)																																								
RAU T / SCHNAKE B	GER	BAYLEY W / PERRY M 3-0 (11:9, 11:4, 11:9)																																										
BYE			BERTHIER C / HERRAULT E 3-2 (11:6, 11:9, 9:11, 7:11, 11:9)																																									
BERTHIER C / HERRAULT E	FRA	BERTHIER C / HERRAULT E																																										



**Match Results**  
Résultats du match

ALABI Kayode (NGR) **0 - 3** HUANG Jiaxin (CHN)  
FARINLOYE Victor (NGR) PENG Weinan (CHN)

Game Summary		Match	Game 1	Game 2	Game 3	Game 4	Game 5
ALABI Kayode / FARINLOYE Victor	NGR	0	9	5	8		
HUANG Jiaxin / PENG Weinan	CHN	3	11	11	11		
Duration:		21min	7min	5min	6min		

Match No.: 1 Table: 5

Umpires: MIKITA Darek (CAN) DECLOMESNIL Yohan (FRA)

Player Statistics	ALABI K / FARINLOYE V (NGR)					Match	HUANG J / PENG W (CHN)					Match
	Game						Game					
	1	2	3	4	5		1	2	3	4	5	
Points won	9	5	8			22	11	11	11			33
Biggest lead	2	-	-			2	2	6	5			6
Points won on own serve	5	4	4			13	6	7	6			19
Points lost on own serve	5	4	5			14	4	1	4			9
Most consecutive points won	3	2	3			3	4	4	4			4
Greatest deficit overcome	-	-	-			-	2	-	-			2

Game/Match Statistics	Game					Match
	1	2	3	4	5	
Longest rally (strokes)	8	8	6			8
Average rally	3	4	3			4

**Game Progress**

1	ALABI K / FARINLOYE V (NGR)	0	0	*-1	2	3	3	*-4	4	4	4	*-4	5	5	6	*-6	7	7	8	*-8	9	9
	HUANG J / PENG W (CHN)	*-0	1	1	1	*-1	2	2	3	*-4	5	6	6	*-7	7	8	8	*-9	9	10	10	11
2	ALABI K / FARINLOYE V (NGR)	*-0	0	1	1	*-2	2	2	2	*-2	3	4	4	*-4	5	5	5	5				
	HUANG J / PENG W (CHN)	0	1	*-1	2	2	3	*-4	5	6	6	*-6	7	8	8	*-9	10	11				
3	ALABI K / FARINLOYE V (NGR)	0	0	*-0	1	1	1	*-2	3	4	4	*-4	4	4	5	*-5	5	6	7	*-8	8	
	HUANG J / PENG W (CHN)	*-0	1	2	2	*-3	4	4	4	*-4	5	6	7	*-8	8	9	10	*-10	10	10	11	

**Note:**  
The "Greatest deficit overcome" only applies when the pair ends up winning the game.

**Legend:**  
\*- First player of the pair is serving      \*- Second player of the pair is serving      No. Number



**Match Results**  
Résultats du match

**KARABARDAK Paul / SHILTON Billy (GBR) 3 - 0 DOURBECKER Kevin / MESSI Stephane (FRA)**

Game Summary		Match	Game 1	Game 2	Game 3	Game 4	Game 5
KARABARDAK Paul / SHILTON Billy	GBR	3	11	12	11		
DOURBECKER K / MESSI S	FRA	0	8	10	4		
Duration:		25min	7min	10min	6min		

Match No.: 2 Table: 3

Umpires: PINKEWICH Marie (AUS) RUANGVIRIYACHAI Pairuch (THA)

Player Statistics	KARABARDAK P / SHILTON B (GBR)					Match	DOURBECKER K / MESSI S (FRA)					Match
	Game						Game					
	1	2	3	4	5		1	2	3	4	5	
Points won	11	12	11			34	8	10	4			22
Biggest lead	3	2	7			7	2	3	-			3
Points won on own serve	6	8	6			20	4	7	2			13
Points lost on own serve	4	3	2			9	5	4	5			14
Most consecutive points won	4	2	7			7	2	3	2			3
Greatest deficit overcome	2	3	-			3	-	-	-			-

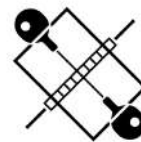
Game/Match Statistics	Game					Match
	1	2	3	4	5	
Longest rally (strokes)	6	9	13			13
Average rally	4	4	4			4

**Game Progress**

1	KARABARDAK P / SHILTON B (GBR)	*-0	0	0	1	*-1	2	3	3	*-4	5	6	7	*-7	8	8	9	*-9	9	10	11			
	DOURBECKER K / MESSI S (FRA)	0	1	*-2	2	3	3	*-3	4	4	4	*-4	4	5	5	*-6	6	7	8	*-8	8			
2	KARABARDAK P / SHILTON B (GBR)	0	1	*-1	1	2	2	*-2	3	4	4	*-4	4	5	6	*-6	7	8	8	*-9	10	10	*-11	12
	DOURBECKER K / MESSI S (FRA)	*-0	0	1	2	*-2	3	4	4	*-4	5	6	7	*-7	7	8	8	*-8	9	9	9	*-10	10	10
3	KARABARDAK P / SHILTON B (GBR)	*-0	1	2	3	*-4	5	6	7	*-7	8	8	9	*-9	9	10	11							
	DOURBECKER K / MESSI S (FRA)	0	0	*-0	0	0	0	*-0	0	1	1	*-2	2	3	4	*-4	4							

**Note:**  
The "Greatest deficit overcome" only applies when the pair ends up winning the game.

**Legend:**  
\*- First player of the pair is serving      \*- Second player of the pair is serving      No. Number



**Match Results**  
Résultats du match

**PINO Matias** (CHI)      **3 - 0**      **MORALES Jordi** (ESP)  
**TORRES Ignacio** (CHI)      **VALERA Alvaro** (ESP)

Game Summary		Match	Game 1	Game 2	Game 3	Game 4	Game 5
<b>PINO Matias / TORRES Ignacio</b>	CHI	<b>3</b>	11	15	11		
<b>MORALES Jordi / VALERA Alvaro</b>	ESP	<b>0</b>	5	13	6		
Duration:		<b>34min</b>	7min	15min	9min		

Match No.: 3 Table: 5

Umpires: GHACHEM Najeh (TUN) WHITAKER Jonathan (GBR)

Player Statistics	PINO M / TORRES I (CHI)					Match	MORALES J / VALERA A (ESP)					Match
	Game						Game					
	1	2	3	4	5		1	2	3	4	5	
Points won	11	15	11			<b>37</b>	5	13	6			<b>24</b>
Biggest lead	6	3	5			<b>6</b>	2	2	-			<b>2</b>
Points won on own serve	5	6	6			<b>17</b>	2	5	3			<b>10</b>
Points lost on own serve	3	8	3			<b>14</b>	6	9	5			<b>20</b>
Most consecutive points won	8	4	3			<b>8</b>	2	4	2			<b>4</b>
Greatest deficit overcome	2	2	-			<b>2</b>	-	-	-			<b>-</b>

Game/Match Statistics	Game					Match
	1	2	3	4	5	
Longest rally (strokes)	7	5	6			<b>7</b>
Average rally	3	3	4			<b>3</b>

**Game Progress**

1	<b>PINO M / TORRES I (CHI)</b>	*0	0	1	1	*2	2	2	3	*4	5	6	7	*8	9	10	10	<b>11</b>
	MORALES J / VALERA A (ESP)	0	1	*1	2	2	3	*4	4	4	4	*4	4	4	4	*4	5	<b>5</b>
2	<b>PINO M / TORRES I (CHI)</b>	0	1	*2	2	2	*2	3	3	4	*5	6	7	7	*8	9	9	9
	MORALES J / VALERA A (ESP)	*0	0	0	1	*2	3	4	4	*5	5	5	*5	6	6	6	*7	8
				*12	12	*12	13	*14	<b>15</b>									
		11	*12	13	*13	13	<b>13</b>											
3	<b>PINO M / TORRES I (CHI)</b>	*0	1	2	2	*2	3	3	4	*5	6	6	7	*7	8	8	9	*10
	MORALES J / VALERA A (ESP)	0	0	*0	1	2	2	*3	3	3	3	*4	4	5	5	*6	6	6

**Note:**

The "Greatest deficit overcome" only applies when the pair ends up winning the game.

**Legend:**

\*- First player of the pair is serving      -\* Second player of the pair is serving      No. Number





### Match Results

Résultats du match

**BAYLEY William / PERRY Martin (GBR)** 3 - 0 **RAU Thomas / SCHNAKE Bjoern (GER)**

Game Summary		Match	Game 1	Game 2	Game 3	Game 4	Game 5
BAYLEY William / PERRY Martin	GBR	3	11	11	11		
RAU Thomas / SCHNAKE Bjoern	GER	0	9	4	9		
Duration:		29min	9min	8min	11min		

Match No.: 4 Table: 1

Umpires: ABDELAZIZ Lamia (EGY) de HAUTECLOCQUE Donatien (FRA)

Player Statistics	BAYLEY W / PERRY M (GBR)					Match	RAU T / SCHNAKE B (GER)					Match
	Game						Game					
	1	2	3	4	5		1	2	3	4	5	
Points won	11	11	11			33	9	4	9			22
Biggest lead	4	7	2			7	-	-	2			2
Points won on own serve	6	6	5			17	5	3	4			12
Points lost on own serve	4	1	5			10	5	5	6			16
Most consecutive points won	2	6	3			6	3	2	3			3
Greatest deficit overcome	-	-	2			2	-	-	-			-

Game/Match Statistics	Game					Match
	1	2	3	4	5	
Longest rally (strokes)	9	6	12			12
Average rally	4	3	4			4

#### Game Progress

1	BAYLEY W / PERRY M (GBR)	*0	1	2	2	*3	3	4	5	*5	6	7	7	*8	8	9	9	*10	10	10	10	11
	RAU T / SCHNAKE B (GER)	0	0	*0	1	1	2	*2	2	3	3	*3	4	4	5	*5	6	6	7	*8	9	9
2	BAYLEY W / PERRY M (GBR)	0	1	*1	2	3	4	*5	6	7	7	*7	8	8	9	*10	11					
	RAU T / SCHNAKE B (GER)	*0	0	1	1	*1	1	1	1	*1	2	3	3	*4	4	4	4					
3	BAYLEY W / PERRY M (GBR)	*0	0	0	1	*1	2	3	4	*4	4	4	5	*6	6	7	7	*8	9	10	10	11
	RAU T / SCHNAKE B (GER)	0	1	*2	2	3	3	*3	3	4	5	*6	6	6	7	*7	8	8	8	*8	9	9

#### Note:

The "Greatest deficit overcome" only applies when the pair ends up winning the game.

#### Legend:

\*- First player of the pair is serving      \*- Second player of the pair is serving      No. Number



### Match Results

Résultats du match

**THAINIYOM Rungroj** (THA) **3 - 1** **HUANG Jiaxin** (CHN)  
**WANGPHONPHATHANASIRI Phisit** (THA) **PENG Weinan** (CHN)

Game Summary		Match	Game 1	Game 2	Game 3	Game 4	Game 5
THAINIYOM / WANGPHONP.	THA	3	6	11	11	11	
HUANG Jiaxin / PENG Weinan	CHN	1	11	4	5	6	
Duration:		29min	6min	6min	6min	8min	

Match No.: 5 Table: 3

Umpires: COME Corinne (FRA) KLECKER Roman (CZE)

Player Statistics	THAINIYOM R / WANGPHONPHATHANAS. (THA)					Match	HUANG J / PENG W (CHN)					Match
	Game						Game					
	1	2	3	4	5		1	2	3	4	5	
Points won	6	11	11	11		39	11	4	5	6		26
Biggest lead	1	7	6	5		7	5	-	-	-		5
Points won on own serve	1	5	4	5		15	3	2	1	3		9
Points lost on own serve	8	2	4	3		17	5	6	7	6		24
Most consecutive points won	3	4	4	4		4	5	2	2	3		5
Greatest deficit overcome	-	-	-	-		-	1	-	-	-		1

Game/Match Statistics	Game					Match
	1	2	3	4	5	
Longest rally (strokes)	10	9	7	10		10
Average rally	5	5	4	5		5

#### Game Progress

1	THAINIYOM R / WANGPHONPHATHANAS. (THA)	*-0	0	0	1	*-2	3	3	3	*-3	3	3	4	*-5	5	5	6	*-6	6
	<b>HUANG J / PENG W (CHN)</b>	0	1	*-2	2	2	2	*-3	4	5	6	*-7	7	7	8	*-9	9	10	11
2	THAINIYOM R / WANGPHONPHATHANAS. (THA)	0	1	*-2	3	3	3	*-4	5	6	7	*-7	8	8	9	*-10	11		
	<b>HUANG J / PENG W (CHN)</b>	*-0	0	0	0	*-1	2	2	2	*-2	2	3	3	*-4	4	4	4		
3	THAINIYOM R / WANGPHONPHATHANAS. (THA)	*-0	1	2	3	*-4	4	5	6	*-7	7	7	8	*-8	8	9	10	11	
	<b>HUANG J / PENG W (CHN)</b>	0	0	*-0	0	0	1	*-1	1	1	2	*-3	3	4	5	*-5	5	5	
4	THAINIYOM R / WANGPHONPHATHANAS. (THA)	0	1	*-2	3	3	4	*-4	4	4	5	*-5	6	7	7	*-8	9	10	11
	<b>HUANG J / PENG W (CHN)</b>	*-0	0	0	0	*-1	1	2	3	*-4	4	5	5	*-5	6	6	6	*-6	6

#### Note:

The "Greatest deficit overcome" only applies when the pair ends up winning the game.

#### Legend:

\*- First player of the pair is serving      -\* Second player of the pair is serving      No. Number



**Match Results**  
Résultats du match

**KARABARDAK Paul / SHILTON Billy (GBR) 3 - 1 SALMIN Paulo / STROH Israel (BRA)**

Game Summary		Match	Game 1	Game 2	Game 3	Game 4	Game 5
KARABARDAK Paul / SHILTON Billy	GBR	3	7	11	11	11	
SALMIN Paulo / STROH Israel	BRA	1	11	9	9	5	
Duration:		43min	8min	10min	12min	10min	

Match No.: 6 Table: 1

Umpires: BONG Mijung (KOR) LABRUE Jacques (FRA)

Player Statistics	KARABARDAK P / SHILTON B (GBR)					Match	SALMIN P / STROH I (BRA)					Match
	Game						Game					
	1	2	3	4	5		1	2	3	4	5	
Points won	7	11	11	11		40	11	9	9	5		34
Biggest lead	1	4	5	6		6	4	-	1	1		4
Points won on own serve	4	3	6	6		19	5	2	5	3		15
Points lost on own serve	6	7	4	2		19	3	8	5	5		21
Most consecutive points won	4	3	5	5		5	5	2	4	1		5
Greatest deficit overcome	-	-	1	1		1	1	-	-	-		1

Game/Match Statistics	Game					Match
	1	2	3	4	5	
Longest rally (strokes)	8	9	8	9		9
Average rally	4	5	5	5		4

**Game Progress**

1	KARABARDAK P / SHILTON B (GBR)	*-0	0	0	0	*-1	2	3	4	*-4	4	5	5	*-6	7	7	7	*-7	7	7		
	SALMIN P / STROH I (BRA)	0	1	*-2	3	3	3	*-3	3	4	5	*-5	6	6	6	*-7	8	9	10	11		
2	KARABARDAK P / SHILTON B (GBR)	0	1	*-2	3	3	4	*-5	5	5	6	*-7	7	7	8	*-8	9	9	10	*-10	10	11
	SALMIN P / STROH I (BRA)	*-0	0	0	0	*-1	1	1	2	*-3	3	3	4	*-5	5	6	6	*-7	7	8	9	9
3	KARABARDAK P / SHILTON B (GBR)	*-0	0	1	2	*-2	3	4	5	*-6	7	7	7	*-7	8	9	9	*-9	9	9	10	11
	SALMIN P / STROH I (BRA)	0	1	*-1	1	2	2	*-2	2	2	2	*-3	4	5	5	*-5	6	7	8	*-9	9	9
4	KARABARDAK P / SHILTON B (GBR)	0	0	*-1	1	2	3	*-3	4	4	5	*-6	7	8	9	*-9	10	11				
	SALMIN P / STROH I (BRA)	*-0	1	1	2	*-2	2	3	3	*-4	4	4	4	*-4	4	5	5	5				

**Note:**

The "Greatest deficit overcome" only applies when the pair ends up winning the game.

**Legend:**

\*- First player of the pair is serving      \*- Second player of the pair is serving      No. Number



**Match Results**  
Résultats du match

**LIAO Keli / YAN Shuo (CHN) 3 - 0 PINO Matias / TORRES Ignacio (CHI)**

Game Summary		Match	Game 1	Game 2	Game 3	Game 4	Game 5
LIAO Keli / YAN Shuo	CHN	3	11	11	13		
PINO Matias / TORRES Ignacio	CHI	0	4	9	11		
Duration:		29min	6min	9min	14min		

Match No.: 7 Table: 3

Umpires: ABDELAZIZ Lamia (EGY) de HAUTECLOCQUE Donatien (FRA)

Player Statistics	LIAO K / YAN S (CHN)					Match	PINO M / TORRES I (CHI)					Match
	Game						Game					
	1	2	3	4	5		1	2	3	4	5	
Points won	11	11	13			35	4	9	11			24
Biggest lead	7	3	4			7	-	4	2			4
Points won on own serve	6	5	7			18	2	4	6			12
Points lost on own serve	2	5	5			12	5	6	6			17
Most consecutive points won	5	6	6			6	1	4	4			4
Greatest deficit overcome	-	4	2			4	-	-	-			-

Game/Match Statistics	Game					Match
	1	2	3	4	5	
Longest rally (strokes)	7	9	7			9
Average rally	4	5	4			4

**Game Progress**

1	LIAO K / YAN S (CHN)	-*0	1	2	3	*-4	5	5	6	6	*-6	7	8	9	*-9	10	10	11						
	PINO M / TORRES I (CHI)	0	0	*-0	0	0	0	*-1	1	2	2	*-2	2	3	3	*-4	4	4						
2	LIAO K / YAN S (CHN)	0	0	*-0	0	0	1	*-2	2	3	3	*-4	4	5	6	*-7	8	9	10	*-10	10	11		
	PINO M / TORRES I (CHI)	*-0	1	2	3	*-4	4	4	5	*-5	6	6	7	*-7	7	7	7	*-7	7	8	9	9		
3	LIAO K / YAN S (CHN)	-*0	1	1	1	*-1	2	2	3	*-4	5	6	7	*-8	8	8	8	*-8	9	9	10	*-10	11	*-11
	PINO M / TORRES I (CHI)	0	0	*-1	2	3	3	*-4	4	4	4	*-4	4	4	5	*-6	7	8	8	*-9	9	10	*-10	11
			12	13																				
			*-11	11																				

**Note:**  
The "Greatest deficit overcome" only applies when the pair ends up winning the game.

**Legend:**  
\*- First player of the pair is serving      \*- Second player of the pair is serving      No. Number



### Match Results

Résultats du match

BAYLEY William (GBR)      2 - 3      BERTHIER Clement (FRA)  
PERRY Martin

Game Summary		Match	Game 1	Game 2	Game 3	Game 4	Game 5
BAYLEY William / PERRY Martin	GBR	2	6	9	11	11	9
BERTHIER C / HERRAULT E	FRA	3	11	11	9	7	11
Duration:		51min	8min	11min	9min	9min	10min

Match No.: 8 Table: 1

Umpires: MERHEB Imad (LBN) LEONG Amanda Pei San (SGP)

Player Statistics	BAYLEY W / PERRY M (GBR)						BERTHIER C / HERRAULT E (FRA)					
	Game					Match	Game					Match
	1	2	3	4	5		1	2	3	4	5	
Points won	6	9	11	11	9	46	11	11	9	7	11	49
Biggest lead	1	3	4	4	1	4	5	3	-	2	3	5
Points won on own serve	3	4	6	6	5	24	6	5	5	3	6	25
Points lost on own serve	5	6	4	4	5	24	3	5	5	5	4	22
Most consecutive points won	3	2	3	4	3	4	5	6	3	2	3	6
Greatest deficit overcome	-	-	-	2	-	2	1	3	-	-	1	3

Game/Match Statistics	Game					Match
	1	2	3	4	5	
Longest rally (strokes)	13	8	10	15	8	15
Average rally	5	4	4	4	4	4

#### Game Progress

1	BAYLEY W / PERRY M (GBR)	0	1	*-1	1	1	2	*-2	2	3	3	*-4	5	6	6	*-6	6	6	6			
	BERTHIER C / HERRAULT E (FRA)	-*0	0	1	2	*-3	3	4	5	*-5	6	6	6	*-6	7	8	9	*-10	11			
2	BAYLEY W / PERRY M (GBR)	-*0	1	1	2	*-3	3	4	4	*-5	6	6	7	*-7	7	7	7	*-7	7	8	9	9
	BERTHIER C / HERRAULT E (FRA)	0	0	*-1	1	1	2	*-2	3	3	3	*-4	4	5	6	*-7	8	9	10	*-10	10	11
3	BAYLEY W / PERRY M (GBR)	0	1	*-1	2	3	4	*-4	4	4	5	*-6	7	7	8	*-8	9	10	10	*-10	10	11
	BERTHIER C / HERRAULT E (FRA)	-*0	0	1	1	*-1	1	2	3	*-4	4	4	4	*-5	5	6	6	*-6	7	8	9	9
4	BAYLEY W / PERRY M (GBR)	-*0	0	0	1	*-2	3	3	3	*-4	5	6	7	*-7	8	9	9	*-10	10	11		
	BERTHIER C / HERRAULT E (FRA)	0	1	*-2	2	2	2	*-3	4	4	4	*-4	4	5	5	*-5	6	6	7	7		
5	BAYLEY W / PERRY M (GBR)	0	0	*-1	1	2	3	*-3	3	4	4	*-4	4	5	6	*-6	7	8	9	*-9	9	9
	BERTHIER C / HERRAULT E (FRA)	-*0	1	1	2	*-2	2	3	4	*-4	5	6	7	*-7	7	8	8	*-8	8	9	10	11

#### Note:

The "Greatest deficit overcome" only applies when the pair ends up winning the game.

#### Legend:

\*- First player of the pair is serving      \*- Second player of the pair is serving      No. Number



**Match Results**  
Résultats du match

**THAINIYOM Rungroj** (THA) **3 - 0** **KARABARDAK Paul** (GBR)  
**WANGPHONPHATHANASIRI Phisit** (THA) **SHILTON Billy** (GBR)

Game Summary		Match	Game 1	Game 2	Game 3	Game 4	Game 5
THAINIYOM / WANGPHONP.	THA	3	11	11	11		
KARABARDAK Paul / SHILTON Billy	GBR	0	9	9	7		
Duration:		27min	8min	9min	8min		

Match No.: 9 Table: 3

Umpires: PINKEWICH Marie (AUS) de HAUTECLOCQUE Donatien (FRA)

Player Statistics	THAINIYOM R / WANGPHONPHATHANAS. (THA)					Match	KARABARDAK P / SHILTON B (GBR)					Match
	Game						Game					
	1	2	3	4	5		1	2	3	4	5	
Points won	11	11	11			33	9	9	7			25
Biggest lead	2	2	4			4	2	2	1			2
Points won on own serve	6	8	3			17	5	7	2			14
Points lost on own serve	4	2	5			11	5	3	8			16
Most consecutive points won	4	4	3			4	2	3	3			3
Greatest deficit overcome	2	2	1			2	-	-	-			-

Game/Match Statistics	Game					Match
	1	2	3	4	5	
Longest rally (strokes)	8	9	10			10
Average rally	4	6	5			5

**Game Progress**

1	THAINIYOM R / WANGPHONPHATHANAS. (THA)	0	0	*1	2	3	3	*4	4	5	5	*5	6	6	6	*7	7	7	8	*9	10	11
	KARABARDAK P / SHILTON B (GBR)	*0	1	1	1	*1	2	2	3	*3	4	5	5	*6	7	7	8	*9	9	9	9	9
2	THAINIYOM R / WANGPHONPHATHANAS. (THA)	*0	1	1	1	*1	2	3	3	*3	4	5	6	*6	6	7	7	*7	8	9	10	11
	KARABARDAK P / SHILTON B (GBR)	0	0	*1	2	3	3	*3	4	5	5	*5	5	6	7	*7	8	9	9	*9	9	9
3	THAINIYOM R / WANGPHONPHATHANAS. (THA)	0	0	*1	2	2	3	*4	5	5	6	*7	7	7	7	*8	9	9	10	11		
	KARABARDAK P / SHILTON B (GBR)	*0	1	1	1	*2	2	2	2	*3	3	3	4	*5	6	6	6	*7	7	7		

**Note:**

The "Greatest deficit overcome" only applies when the pair ends up winning the game.

**Legend:**

\*- First player of the pair is serving      -\* Second player of the pair is serving      No. Number



**Match Results**  
Résultats du match

**LIAO Keli** (CHN)      **3 - 0**      **BERTHIER Clement** (FRA)  
**YAN Shuo** (CHN)

Game Summary		Match	Game 1	Game 2	Game 3	Game 4	Game 5
LIAO Keli / YAN Shuo	CHN	3	13	11	11		
BERTHIER C / HERRAULT E	FRA	0	11	7	7		
Duration:		25min	8min	7min	7min		

Match No.: 10 Table: 1

Umpires: LEONG Amanda Pei San (SGP) GALLEGO David (COL)

Player Statistics	LIAO K / YAN S (CHN)					Match	BERTHIER C / HERRAULT E (FRA)					Match
	Game						Game					
	1	2	3	4	5		1	2	3	4	5	
Points won	13	11	11			35	11	7	7			25
Biggest lead	3	6	4			6	2	-	-			2
Points won on own serve	6	8	4			18	5	5	3			13
Points lost on own serve	6	2	4			12	7	3	7			17
Most consecutive points won	3	6	3			6	5	3	3			5
Greatest deficit overcome	2	-	-			2	-	-	-			-

Game/Match Statistics	Game					Match
	1	2	3	4	5	
Longest rally (strokes)	7	7	6			7
Average rally	4	4	4			4

**Game Progress**

1	LIAO K / YAN S (CHN)	0	1	*1	2	2	3	*4	4	5	5	*6	7	7	7	*7	7	7	8	*8	9	10	*11	11
	BERTHIER C / HERRAULT E (FRA)	*0	0	1	1	*2	2	2	3	*3	4	4	4	*5	6	7	8	*9	9	10	10	*10	10	*11
		*12	13																					
		11	11																					
2	LIAO K / YAN S (CHN)	*0	1	2	3	*4	5	6	6	*6	6	7	8	*8	9	9	9	*9	10	11				
	BERTHIER C / HERRAULT E (FRA)	0	0	*0	0	0	0	*0	1	2	3	*3	3	4	4	*5	6	7	7	7				
3	LIAO K / YAN S (CHN)	0	1	*2	2	3	4	*4	4	4	5	*5	6	7	7	*8	8	9	10	11				
	BERTHIER C / HERRAULT E (FRA)	*0	0	0	1	*1	1	2	3	*4	4	5	5	*5	6	6	7	*7	7	7				

**Note:**

The "Greatest deficit overcome" only applies when the pair ends up winning the game.

**Legend:**

\*- First player of the pair is serving      -\* Second player of the pair is serving      No. Number



**Match Results**  
Résultats du match

THAINIYOM Rungroj (THA) **1 - 3** LIAO Keli (CHN)  
WANGPHONPHATHANASIRI Phisit (THA) **YAN Shuo (CHN)**

Game Summary		Match	Game 1	Game 2	Game 3	Game 4	Game 5
THAINIYOM / WANGPHONP.	THA	1	11	8	9	7	
LIAO Keli / YAN Shuo	CHN	3	6	11	11	11	
Duration:		35min	6min	8min	9min	11min	

Match No.: 11 Table: 1

Umpires: GULLBERG-HANSEN Jens (DEN) KIVIMAKI Joonas (FIN)

Player Statistics	THAINIYOM R / WANGPHONPHATHANAS. (THA)					Match	LIAO K / YAN S (CHN)					Match
	Game						Game					
	1	2	3	4	5		1	2	3	4	5	
Points won	11	8	9	7		35	6	11	11	11		39
Biggest lead	6	3	2	1		6	-	4	2	4		4
Points won on own serve	8	2	6	3		19	5	4	7	6		22
Points lost on own serve	1	7	4	5		17	3	6	3	4		16
Most consecutive points won	3	3	3	2		3	3	6	3	4		6
Greatest deficit overcome	-	-	-	-		-	-	3	2	1		3

Game/Match Statistics	Game					Match
	1	2	3	4	5	
Longest rally (strokes)	11	7	8	14		14
Average rally	5	4	5	5		5

**Game Progress**

1	THAINIYOM R / WANGPHONPHATHANAS. (THA)	*-0	1	2	3	*-3	4	5	5	*-6	7	8	8	*-8	8	9	9	*-10	11
	LIAO K / YAN S (CHN)	0	0	*-0	0	1	1	*-1	2	2	2	*-2	3	4	5	*-5	6	6	6
2	THAINIYOM R / WANGPHONPHATHANAS. (THA)	0	1	*-2	3	3	3	*-3	3	3	3	*-4	4	5	6	*-6	6	6	7
	LIAO K / YAN S (CHN)	*-0	0	0	0	*-1	2	3	4	*-5	6	6	7	*-7	7	8	9	*-10	10
3	THAINIYOM R / WANGPHONPHATHANAS. (THA)	*-0	1	1	1	*-2	3	3	3	*-4	5	5	5	*-6	7	8	8	*-8	8
	LIAO K / YAN S (CHN)	0	0	*-1	2	2	2	*-3	4	4	4	*-5	6	6	6	*-6	7	8	9
4	THAINIYOM R / WANGPHONPHATHANAS. (THA)	0	1	*-1	1	2	2	*-3	4	4	5	*-5	5	5	5	*-6	6	7	7
	LIAO K / YAN S (CHN)	*-0	0	1	2	*-2	3	3	3	*-4	4	5	6	*-7	8	8	9	*-9	10

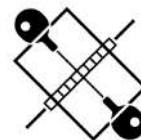
**Note:**

The "Greatest deficit overcome" only applies when the pair ends up winning the game.

**Legend:**

\*- First player of the pair is serving      \*- Second player of the pair is serving      No. Number





### Tournament Statistics

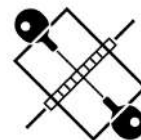
Statistiques du tournoi

As of SUN 1 SEP 2024

Statistics	Round of 16	Quarterfinals	Semifinals	Finals	Total
<b>Matches</b> Total	4	4	2	1	11
Game Margin: 3:0	4 100%	1 25%	2 100%		7 64%
3:1		2 50%		1 100%	3 27%
3:2		1 25%			1 9%
Invalid Results Mark					
Duration: Total	1h49min	2h32min	52min	35min	5h48min
Longest	34min	51min	27min	35min	51min
Shortest	21min	29min	25min	35min	21min
Average	27min	38min	26min	35min	32min
<b>Games</b> Total	12	16	6	4	38
Point Margin: 11					
10					
9					
8					
7	2 17%	2 13%			4 11%
6	2 17%	2 13%			4 11%
5	1 8%	3 19%		1 25%	5 13%
4		2 13%	3 50%	1 25%	6 16%
3	2 17%			1 25%	3 8%
2	5 42%	7 44%	3 50%	1 25%	16 42%
Invalid Results Mark					
Duration: Total	1h40min	2h22min	47min	34min	5h23min
Longest	15min	14min	9min	11min	15min
Shortest	5min	6min	7min	6min	5min
Average	8min	9min	8min	9min	9min
<b>Points</b> Total	227	293	118	74	712
Per game	18.92	18.31	19.67	18.50	18.74
Most consecutive won	8	6	6	6	8
Greatest deficit overcome	3	4	2	3	4
Longest rally	13	15	10	14	15
Average rally	4	4	4	5	4

**Note:**

The "Greatest deficit overcome" only applies when the pair ends up winning the game.



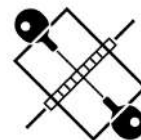
**Entry List by Event**  
Liste d'inscriptions par épreuve  
As of MON 26 AUG 2024

**REVISED**  
26 AUG 9:45

NPC	Name	Sport Class	Date of Birth
AUS - Australia	MA Lin	Class 9	25 DEC 1989
	PELLISSIER Nathan	Class 8	17 MAR 1996
BEL - Belgium	DEVOS Laurens	Class 9	15 AUG 2000
	LEDOUX Marc	Class 8	4 MAR 1986
BRA - Brazil	MANARA Luiz Filipe	Class 8	19 NOV 1991
	MASSAD Claudio	Class 10	27 FEB 1985
CHN - China	LIAN Hao	Class 10	7 JUN 1995
	ZHAO Shuai	Class 8	28 NOV 1994
	LIU Chaodong	Class 9	23 JAN 2000
	ZHAO Yiqing	Class 9	25 JAN 1993
ESP - Spain	DIAZ Alejandro	Class 8	15 MAY 2002
	RUIZ Jose Manuel	Class 10	16 JUL 1978
	CARDONA Jorge	Class 9	2 NOV 1987
	CEPAS Ander	Class 9	18 AUG 2004
FRA - France	BOHEAS Mateo	Class 10	9 OCT 1996
	BOUVAIS Thomas	Class 8	29 MAY 1991
GBR - Great Britain	McKIBBIN Aaron	Class 8	27 AUG 1991
	STACEY Joshua	Class 9	25 FEB 2000
JPN - Japan	FUNAYAMA Mahiro	Class 10	19 JUL 2004
	YAGI Katsuyoshi	Class 7	17 JUN 1990
POL - Poland	CHOJNOWSKI Patryk	Class 10	5 APR 1990
	GRUDZIEN Piotr	Class 8	27 SEP 1991
	CHUDZICKI Maksym	Class 8	24 MAY 1999
	MISZTAL Igor	Class 10	14 MAY 1997
SWE - Sweden	ANDERSSON Emil	Class 8	29 APR 1993
	GUSTAFSSON Daniel	Class 9	24 JUL 1998
THA - Thailand	PUNPOO Chalermpong	Class 7	25 MAR 1981
	SILLAPAKONG Bunpot	Class 10	27 MAY 1996
UKR - Ukraine	KATS Lev	Class 9	25 FEB 2001
	MAI Ivan	Class 9	8 NOV 1995
	DIDUKH Viktor	Class 8	23 JAN 1987
	NIKOLENKO Maksym	Class 8	14 AUG 1993
USA - United States	LEIBOVITZ Tahl	Class 9	1 JUN 1975
	SEIDENFELD Ian	Class 6	17 JUL 2001

REVISED

BRA: Name has been updated.



**Draw**  
Tableau d'élimination

Round of 32	NPC Code	Round of 16	Quarterfinals	Semifinals	Finals	Final Ranking																																																			
CARDONA J / CEPAS A	ESP	CARDONA J / CEPAS A	MANARA LF / MASSAD C	MANARA LF / MASSAD C	LIU C / ZHAO Y	<table border="0"> <tr> <td><b>Rank</b></td> <td><b>Pair</b></td> <td><b>NPC Code</b></td> </tr> <tr> <td>1</td> <td>CHOJNOWSKI / GRUDZIEN</td> <td>POL</td> </tr> <tr> <td>2</td> <td>LIU C / ZHAO Y</td> <td>CHN</td> </tr> <tr> <td>3</td> <td>MANARA LF / MASSAD C</td> <td>BRA</td> </tr> <tr> <td>3</td> <td>LIAN H / ZHAO S</td> <td>CHN</td> </tr> <tr> <td>5</td> <td>DEVOS L / LEDOUX M</td> <td>BEL</td> </tr> <tr> <td>5</td> <td>BOHEAS M / BOUVAIS T</td> <td>FRA</td> </tr> <tr> <td>5</td> <td>CHUDZICKI / MISZTAL I</td> <td>POL</td> </tr> <tr> <td>5</td> <td>ANDERSSON / GUSTAFSSO</td> <td>SWE</td> </tr> <tr> <td>9</td> <td>MA L / PELLISSIER</td> <td>AUS</td> </tr> <tr> <td>9</td> <td>DIAZ A / RUIZ JM</td> <td>ESP</td> </tr> <tr> <td>9</td> <td>CARDONA J / CEPAS A</td> <td>ESP</td> </tr> <tr> <td>9</td> <td>McKIBBIN A / STACEY J</td> <td>GBR</td> </tr> <tr> <td>9</td> <td>FUNAYAMA M / YAGI K</td> <td>JPN</td> </tr> <tr> <td>9</td> <td>PUNPOO C / SILLAPAKO</td> <td>THA</td> </tr> <tr> <td>9</td> <td>KATS L / MAI I</td> <td>UKR</td> </tr> <tr> <td>9</td> <td>DIDUKH V / NIKOLENKO</td> <td>UKR</td> </tr> </table>	<b>Rank</b>	<b>Pair</b>	<b>NPC Code</b>	1	CHOJNOWSKI / GRUDZIEN	POL	2	LIU C / ZHAO Y	CHN	3	MANARA LF / MASSAD C	BRA	3	LIAN H / ZHAO S	CHN	5	DEVOS L / LEDOUX M	BEL	5	BOHEAS M / BOUVAIS T	FRA	5	CHUDZICKI / MISZTAL I	POL	5	ANDERSSON / GUSTAFSSO	SWE	9	MA L / PELLISSIER	AUS	9	DIAZ A / RUIZ JM	ESP	9	CARDONA J / CEPAS A	ESP	9	McKIBBIN A / STACEY J	GBR	9	FUNAYAMA M / YAGI K	JPN	9	PUNPOO C / SILLAPAKO	THA	9	KATS L / MAI I	UKR	9	DIDUKH V / NIKOLENKO	UKR
<b>Rank</b>	<b>Pair</b>	<b>NPC Code</b>																																																							
1	CHOJNOWSKI / GRUDZIEN	POL																																																							
2	LIU C / ZHAO Y	CHN																																																							
3	MANARA LF / MASSAD C	BRA																																																							
3	LIAN H / ZHAO S	CHN																																																							
5	DEVOS L / LEDOUX M	BEL																																																							
5	BOHEAS M / BOUVAIS T	FRA																																																							
5	CHUDZICKI / MISZTAL I	POL																																																							
5	ANDERSSON / GUSTAFSSO	SWE																																																							
9	MA L / PELLISSIER	AUS																																																							
9	DIAZ A / RUIZ JM	ESP																																																							
9	CARDONA J / CEPAS A	ESP																																																							
9	McKIBBIN A / STACEY J	GBR																																																							
9	FUNAYAMA M / YAGI K	JPN																																																							
9	PUNPOO C / SILLAPAKO	THA																																																							
9	KATS L / MAI I	UKR																																																							
9	DIDUKH V / NIKOLENKO	UKR																																																							
BYE			3-1 (9:11, 11:9, 11:9, 11:6)	3-1 (5:11, 11:6, 11:7, 11:8)	3-1 (11:5, 11:4, 9:11, 11:8)																																																				
BYE		MANARA LF / MASSAD C																																																							
MANARA LF / MASSAD C	BRA																																																								
MA L / PELLISSIER	AUS	MA L / PELLISSIER	BOHEAS M / BOUVAIS T																																																						
BYE			3-2 (7:11, 11:5, 11:6, 8:11, 11:3)																																																						
BYE		BOHEAS M / BOUVAIS T																																																							
BOHEAS M / BOUVAIS T	FRA																																																								
KATS L / MAI I	UKR	KATS L / MAI I	LIU C / ZHAO Y																																																						
BYE			3-0 (11:6, 11:8, 11:7)																																																						
LIU C / ZHAO Y	CHN	LIU C / ZHAO Y																																																							
LEIBOVITZ / SEIDENFELD	USA	3-0 (11:7, 11:9, 11:9)																																																							
CHUDZICKI / MISZTAL I	POL	CHUDZICKI / MISZTAL I	CHUDZICKI / MISZTAL I																																																						
BYE			3-2 (8:11, 11:3, 6:11, 11:9, 11:3)																																																						
BYE		McKIBBIN A / STACEY J																																																							
McKIBBIN A / STACEY J	GBR																																																								
CHOJNOWSKI / GRUDZIEN P	POL	CHOJNOWSKI / GRUDZIEN P	CHOJNOWSKI / GRUDZIEN P																																																						
BYE			3-1 (12:14, 11:7, 11:9, 11:0)																																																						
BYE		FUNAYAMA M / YAGI K																																																							
FUNAYAMA M / YAGI K	JPN																																																								
ANDERSSON / GUSTAFSSON	SWE	ANDERSSON / GUSTAFSSON	ANDERSSON / GUSTAFSSON																																																						
BYE			3-1 (9:11, 13:11, 11:9, 11:6)																																																						
BYE		PUNPOO C / SILLAPAKO																																																							
PUNPOO C / SILLAPAKO	THA																																																								
DEVOS L / LEDOUX M	BEL	DEVOS L / LEDOUX M	DEVOS L / LEDOUX M																																																						
BYE			3-1 (11:5, 8:11, 11:2, 11:8)																																																						
BYE		DIDUKH V / NIKOLENKO																																																							
DIDUKH V / NIKOLENKO	UKR																																																								
DIAZ A / RUIZ JM	ESP	DIAZ A / RUIZ JM	LIAN H / ZHAO S																																																						
BYE			3-1 (11:9, 11:8, 8:11, 11:2)																																																						
BYE		LIAN H / ZHAO S																																																							
LIAN H / ZHAO S	CHN																																																								

**GOLD**

CHOJNOWSKI / GRUDZIEN P  
3-0 (13:11, 11:8, 11:7)

**SILVER**

CHOJNOWSKI / GRUDZIEN P  
3-1 (15:13, 8:11, 11:8, 11:7)

LIU C / ZHAO Y

**BRONZE**

MANARA LF / MASSAD C  
LIAN H / ZHAO S



**Match Results**  
Résultats du match

**LIU Chaodong / ZHAO Yiqing (CHN) 3 - 0** LEIBOVITZ Tahl / SEIDENFELD Ian (USA)

Game Summary		Match	Game 1	Game 2	Game 3	Game 4	Game 5
LIU Chaodong / ZHAO Yiqing	CHN	3	11	11	11		
LEIBOVITZ Tahl / SEIDENFELD Ian	USA	0	7	9	9		
Duration:		21min	6min	7min	7min		

Match No.: 1 Table: 5

Umpires: MERHEB Imad (LBN) WILLIAMS Jackie (GBR)

Player Statistics	LIU C / ZHAO Y (CHN)					Match	LEIBOVITZ T / SEIDENFELD I (USA)					Match
	Game						Game					
	1	2	3	4	5		1	2	3	4	5	
Points won	11	11	11			33	7	9	9			25
Biggest lead	4	2	3			4	1	3	2			3
Points won on own serve	4	6	9			19	3	5	8			16
Points lost on own serve	4	4	1			9	7	5	2			14
Most consecutive points won	4	3	3			4	2	5	3			5
Greatest deficit overcome	1	3	2			3	-	-	-			-

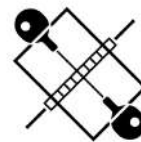
Game/Match Statistics	Game					Match
	1	2	3	4	5	
Longest rally (strokes)	5	8	344			344
Average rally	2	3	21			9

**Game Progress**

1	LIU C / ZHAO Y (CHN)	0	1	*1	1	2	3	*4	5	5	5	*6	6	7	7	*8	9	9	10	11		
	LEIBOVITZ T / SEIDENFELD I (USA)	*0	0	1	2	*2	2	2	2	*3	4	4	5	*5	6	6	6	*7	7	7		
2	LIU C / ZHAO Y (CHN)	*0	1	1	2	*3	3	3	3	*3	3	4	5	*5	6	7	7	*8	9	10	10	11
	LEIBOVITZ T / SEIDENFELD I (USA)	0	0	*1	1	1	2	*3	4	5	6	*6	6	7	7	*7	8	8	8	*8	9	9
3	LIU C / ZHAO Y (CHN)	0	0	*0	1	2	3	*3	4	5	5	*6	7	7	7	*7	8	9	9	*9	10	11
	LEIBOVITZ T / SEIDENFELD I (USA)	*0	1	2	2	*2	2	3	3	*3	4	4	4	*5	6	7	7	*7	8	9	9	9

**Note:**  
The "Greatest deficit overcome" only applies when the pair ends up winning the game.

**Legend:**  
\*- First player of the pair is serving      \*- Second player of the pair is serving      No. Number



**Match Results**  
Résultats du match

**CARDONA Jorge / CEPAS Ander (ESP) 1 - 3 MANARA Luiz Filipe / MASSAD Claudio (BRA)**

Game Summary		Match	Game 1	Game 2	Game 3	Game 4	Game 5
CARDONA Jorge / CEPAS Ander	ESP	1	11	9	9	6	
MANARA LF / MASSAD C	BRA	3	9	11	11	11	
Duration:		37min	9min	10min	10min	7min	

Match No.: 2 Table: 5

Umpires: ABDELAZIZ Lamia (EGY) de HAUTECLOCQUE Donatien (FRA)

Player Statistics	CARDONA J / CEPAS A (ESP)					Match	MANARA LF / MASSAD C (BRA)					Match
	Game						Game					
	1	2	3	4	5		1	2	3	4	5	
Points won	11	9	9	6		35	9	11	11	11		42
Biggest lead	7	-	1	-		7	-	5	4	8		8
Points won on own serve	5	4	4	2		15	4	5	5	4		18
Points lost on own serve	5	6	6	7		24	6	5	5	4		20
Most consecutive points won	5	4	5	4		5	6	4	4	6		6
Greatest deficit overcome	-	-	-	-		-	-	-	1	-		1

Game/Match Statistics	Game					Match
	1	2	3	4	5	
Longest rally (strokes)	6	6	9	6		9
Average rally	3	4	4	3		4

**Game Progress**

1	CARDONA J / CEPAS A (ESP)	0	1	*2	3	4	5	*5	5	6	7	*8	9	9	9	*9	9	9	9	*10	10	11
	MANARA LF / MASSAD C (BRA)	*-0	0	0	0	*0	0	1	2	*2	2	2	2	*3	4	5	6	*7	8	8	9	9
2	CARDONA J / CEPAS A (ESP)	*-0	0	0	0	*0	1	1	1	*2	3	4	5	5	5	*6	6	7	8	*9	9	9
	MANARA LF / MASSAD C (BRA)	0	1	*2	3	4	4	*5	6	6	6	*6	6	7	8	8	9	*9	9	9	10	11
3	CARDONA J / CEPAS A (ESP)	0	0	*0	1	1	2	*3	3	3	3	*3	4	5	6	*7	8	8	9	*9	9	9
	MANARA LF / MASSAD C (BRA)	*-0	1	2	2	*3	3	3	4	*5	6	7	7	*7	7	7	7	*8	8	9	10	11
4	CARDONA J / CEPAS A (ESP)	*-0	0	0	0	*0	0	0	1	*1	1	1	2	*2	3	4	5	*6	6			
	MANARA LF / MASSAD C (BRA)	0	1	*2	3	4	5	*6	6	7	8	*9	9	10	10	*10	10	10	11			

**Note:**  
The "Greatest deficit overcome" only applies when the pair ends up winning the game.

**Legend:**  
\*- First player of the pair is serving      \*- Second player of the pair is serving      No. Number



**Match Results**  
Résultats du match

MA Lin (AUS) **2 - 3** BOHEAS Mateo (FRA)  
PELLISSIER Nathan BOUVAIS Thomas

Game Summary		Match	Game 1	Game 2	Game 3	Game 4	Game 5
MA Lin / PELLISSIER Nathan	AUS	2	11	5	6	11	3
BOHEAS Mateo / BOUVAIS Thomas	FRA	3	7	11	11	8	11
Duration:		36min	6min	5min	8min	8min	6min

Match No.: 3 Table: 5

Umpires: WILLIAMS Jackie (GBR) MERHEB Imad (LBN)

Player Statistics	MA L / PELLISSIER N (AUS)						BOHEAS M / BOUVAIS T (FRA)					
	Game					Match	Game					Match
	1	2	3	4	5		1	2	3	4	5	
Points won	11	5	6	11	3	36	7	11	11	8	11	48
Biggest lead	5	1	-	7	1	7	1	6	7	1	8	8
Points won on own serve	6	3	2	5	2	18	5	6	5	3	7	26
Points lost on own serve	2	5	6	5	4	22	5	2	4	6	1	18
Most consecutive points won	4	2	4	8	2	8	2	6	5	4	7	7
Greatest deficit overcome	1	-	-	1	-	1	-	1	-	-	1	1

Game/Match Statistics	Game					Match
	1	2	3	4	5	
Longest rally (strokes)	5	6	10	7	7	10
Average rally	3	3	4	4	4	4

**Game Progress**

1	MA L / PELLISSIER N (AUS)	0	0	*-1	1	2	2	*-3	4	5	6	*-6	7	8	9	*-9	9	10	10	11	
	BOHEAS M / BOUVAIS T (FRA)	*-0	1	1	2	*-2	3	3	3	*-3	3	4	4	*-4	4	5	6	*-6	7	7	
2	MA L / PELLISSIER N (AUS)	*-0	0	1	2	*-2	2	3	3	*-3	3	3	*-3	4	4	5	5				
	BOHEAS M / BOUVAIS T (FRA)	0	1	*-1	1	2	3	*-3	4	5	6	*-7	8	9	9	*-10	10	11			
3	MA L / PELLISSIER N (AUS)	0	0	*-0	0	0	0	*-1	1	1	1	*-2	2	3	4	*-5	6	6	6	6	
	BOHEAS M / BOUVAIS T (FRA)	*-0	1	2	3	*-4	5	5	6	*-7	8	8	9	*-9	9	9	9	*-10	11		
4	MA L / PELLISSIER N (AUS)	*-0	0	1	2	*-3	4	5	6	*-7	8	8	8	*-8	8	9	9	*-10	10	10	11
	BOHEAS M / BOUVAIS T (FRA)	0	1	*-1	1	1	1	*-1	1	1	1	*-2	3	4	5	*-5	6	6	7	*-8	8
5	MA L / PELLISSIER N (AUS)	0	0	*-1	2	2	2	*-2	2	2	2	*-2	3	3	3	3	3	3	3	3	
	BOHEAS M / BOUVAIS T (FRA)	*-0	1	1	1	*-2	3	4	5	*-6	7	8	8	*-9	10	11					

**Note:**

The "Greatest deficit overcome" only applies when the pair ends up winning the game.

**Legend:**

\*- First player of the pair is serving      \*- Second player of the pair is serving      No. Number



### Match Results

Résultats du match

KATS Lev (UKR)      0 - 3      LIU Chaodong (CHN)  
MAI Ivan                      ZHAO Yiqing

Game Summary		Match	Game 1	Game 2	Game 3	Game 4	Game 5
KATS Lev / MAI Ivan	UKR	0	6	8	7		
LIU Chaodong / ZHAO Yiqing	CHN	3	11	11	11		
Duration:		22min	5min	7min	8min		

Match No.: 4 Table: 3

Umpires: WHITAKER Jonathan (GBR) GHACHEM Najeh (TUN)

Player Statistics	KATS L / MAI I (UKR)					Match	LIU C / ZHAO Y (CHN)					Match
	Game						Game					
	1	2	3	4	5		1	2	3	4	5	
Points won	6	8	7			21	11	11	11			33
Biggest lead	-	2	3			3	7	3	4			7
Points won on own serve	4	6	5			15	7	7	8			22
Points lost on own serve	4	4	3			11	2	2	2			6
Most consecutive points won	2	2	5			5	4	3	6			6
Greatest deficit overcome	-	-	-			-	-	2	3			3

Game/Match Statistics	Game					Match
	1	2	3	4	5	
Longest rally (strokes)	6	21	10			21
Average rally	3	5	4			4

#### Game Progress

1	KATS L / MAI I (UKR)	0	0	*-0	0	1	1	*-1	1	1	2	*-2	2	3	4	*-4	5	6	6		
	LIU C / ZHAO Y (CHN)	*-0	1	2	3	*-3	4	5	6	*-7	7	8	9	*-9	9	10	10	*-10	11		
2	KATS L / MAI I (UKR)	*-0	1	2	2	*-2	2	3	3	*-3	4	4	5	*-5	6	6	6	*-7	7	8	8
	LIU C / ZHAO Y (CHN)	0	0	*-0	1	2	3	*-3	4	5	5	*-6	6	7	7	*-8	9	9	10	*-10	11
3	KATS L / MAI I (UKR)	0	0	*-0	1	2	3	*-4	5	5	5	*-5	6	7	7	*-7	7	7	7	7	
	LIU C / ZHAO Y (CHN)	*-0	1	2	2	*-2	2	2	2	*-3	4	5	5	*-5	6	7	8	*-9	10	11	

#### Note:

The "Greatest deficit overcome" only applies when the pair ends up winning the game.

#### Legend:

\*- First player of the pair is serving      -\* Second player of the pair is serving      No. Number



**Match Results**  
Résultats du match

**CHUDZICKI Maksym / MISZTAL Igor (POL) 3 - 2 McKIBBIN Aaron / STACEY Joshua (GBR)**

Game Summary		Match	Game 1	Game 2	Game 3	Game 4	Game 5
CHUDZICKI Maksym / MISZTAL Igor	POL	3	8	11	6	11	11
McKIBBIN Aaron / STACEY Joshua	GBR	2	11	3	11	9	3
Duration:		34min	7min	5min	6min	8min	7min

Match No.: 5 Table: 1

Umpires: FOUCHARD Frederic (FRA) ABDULLAH Diana (MAS)

Player Statistics	CHUDZICKI M / MISZTAL I (POL)						McKIBBIN A / STACEY J (GBR)					
	Game					Match	Game					Match
	1	2	3	4	5		1	2	3	4	5	
Points won	8	11	6	11	11	47	11	3	11	9	3	37
Biggest lead	2	8	-	3	8	8	3	1	5	1	-	5
Points won on own serve	3	6	4	6	5	24	5	1	7	5	2	20
Points lost on own serve	6	2	4	4	1	17	5	5	2	5	6	23
Most consecutive points won	2	6	2	4	5	6	5	1	3	3	1	5
Greatest deficit overcome	-	1	-	1	-	1	2	-	-	-	-	2

Game/Match Statistics	Game					Match
	1	2	3	4	5	
Longest rally (strokes)	6	7	8	14	6	14
Average rally	3	4	3	5	4	4

**Game Progress**

1	CHUDZICKI M / MISZTAL I (POL)	0	1	*-1	1	2	3	*-3	4	4	4	*-5	6	6	7	*-8	8	8	8	*-8	8	
	McKIBBIN A / STACEY J (GBR)	*-0	0	1	2	*-2	2	3	3	*-4	5	5	5	*-6	6	6	7	*-8	9	10	11	
2	CHUDZICKI M / MISZTAL I (POL)	*-0	0	1	2	*-3	4	5	6	*-6	7	8	9	*-10	10	11						
	McKIBBIN A / STACEY J (GBR)	0	1	*-1	1	1	1	*-1	1	2	2	*-2	2	2	3	3						
3	CHUDZICKI M / MISZTAL I (POL)	0	0	*-0	0	1	1	*-1	1	2	3	*-3	3	4	4	*-5	6	6	6			
	McKIBBIN A / STACEY J (GBR)	*-0	1	2	3	*-3	4	5	6	*-6	6	7	8	*-8	9	9	9	*-10	11			
4	CHUDZICKI M / MISZTAL I (POL)	*-0	0	1	2	*-2	2	3	3	*-4	5	6	7	*-7	7	7	8	*-8	9	10	10	11
	McKIBBIN A / STACEY J (GBR)	0	1	*-1	1	2	3	*-3	4	4	4	*-4	4	5	6	*-7	7	8	8	*-8	9	9
5	CHUDZICKI M / MISZTAL I (POL)	0	1	*-2	3	4	5	*-5	6	7	7	*-8	8	9	10	11						
	McKIBBIN A / STACEY J (GBR)	*-0	0	0	0	*-0	0	1	1	*-1	2	2	3	*-3	3	3						

**Note:**

The "Greatest deficit overcome" only applies when the pair ends up winning the game.

**Legend:**

\*- First player of the pair is serving      \*- Second player of the pair is serving      No. Number





**Match Results**  
Résultats du match

**CHOJNOWSKI Patryk GRUDZIEN Piotr (POL) 3 - 1 FUNAYAMA Mahiro YAGI Katsuyoshi (JPN)**

Game Summary		Match	Game 1	Game 2	Game 3	Game 4	Game 5
CHOJNOWSKI P / GRUDZIEN P	POL	3	12	11	11	11	
FUNAYAMA M / YAGI K	JPN	1	14	7	9	0	
Duration:		31min	10min	7min	7min	4min	

Match No.: 6 Table: 5

Umpires: VASINOVA Karina (CZE) GALLEGO David (COL)

Player Statistics	CHOJNOWSKI P / GRUDZIEN P (POL)					Match	FUNAYAMA M / YAGI K (JPN)					Match
	Game						Game					
	1	2	3	4	5		1	2	3	4	5	
Points won	12	11	11	11		45	14	7	9	0		30
Biggest lead	4	4	4	11		11	2	3	-	-		3
Points won on own serve	6	6	5	6		23	7	3	4	0		14
Points lost on own serve	7	4	5	0		16	6	5	6	5		22
Most consecutive points won	3	5	3	11		11	5	3	2	0		5
Greatest deficit overcome	-	3	-	-		3	4	-	-	-		4

Game/Match Statistics	Game					Match
	1	2	3	4	5	
Longest rally (strokes)	8	12	11	5		12
Average rally	3	4	3	2		3

**Game Progress**

1	CHOJNOWSKI P / GRUDZIEN P (POL)	0	1	*-2	2	3	4	*-5	5	6	6	*-6	6	6	6	*-7	7	8	8	*-8	9	10	*-10	11
	FUNAYAMA M / YAGI K (JPN)	*-0	0	0	1	*-1	1	1	2	*-2	3	4	5	*-6	7	7	8	*-8	9	10	10	*-10	11	*-11
		*-12	12	*-12	12																			
		11	*-12	13	14																			
2	CHOJNOWSKI P / GRUDZIEN P (POL)	*-0	0	0	0	*-1	2	2	3	*-3	3	4	5	*-6	7	8	8	*-9	10	11				
	FUNAYAMA M / YAGI K (JPN)	0	1	*-2	3	3	3	*-4	4	5	6	*-6	6	6	6	*-6	7	7	7	7				
3	CHOJNOWSKI P / GRUDZIEN P (POL)	0	1	*-2	3	3	4	*-5	5	6	6	*-6	7	7	7	*-8	8	8	9	*-9	10	11		
	FUNAYAMA M / YAGI K (JPN)	*-0	0	0	0	*-1	1	1	2	*-2	3	4	4	*-5	6	6	7	*-8	8	9	9	9		
4	CHOJNOWSKI P / GRUDZIEN P (POL)	*-0	1	2	3	*-4	5	6	7	*-8	9	10	11											
	FUNAYAMA M / YAGI K (JPN)	0	0	*-0	0	0	0	*-0	0	0	0	*-0	0											

**Note:**

The "Greatest deficit overcome" only applies when the pair ends up winning the game.

**Legend:**

\*- First player of the pair is serving      \*- Second player of the pair is serving      No. Number



**Match Results**  
Résultats du match

**ANDERSSON Emil** (SWE) **3 - 1** **PUNPOO Chalermpong** (THA)  
**GUSTAFSSON Daniel** (SWE) **3 - 1** **SILLAPAKONG Bunpot** (THA)

Game Summary		Match	Game 1	Game 2	Game 3	Game 4	Game 5
ANDERSSON E / GUSTAFSSON D	SWE	3	9	13	11	11	
PUNPOO C / SILLAPAKONG B	THA	1	11	11	9	6	
Duration:		34min	7min	10min	8min	7min	

Match No.: 7 Table: 1

Umpires: MERHEB Imad (LBN) WILLIAMS Jackie (GBR)

Player Statistics	ANDERSSON E / GUSTAFSSON D (SWE)					Match	PUNPOO C / SILLAPAKONG B (THA)					Match
	Game						Game					
	1	2	3	4	5		1	2	3	4	5	
Points won	9	13	11	11		44	11	11	9	6		37
Biggest lead	4	2	2	5		5	3	5	3	1		5
Points won on own serve	4	7	7	6		24	5	6	6	3		20
Points lost on own serve	6	5	3	3		17	5	6	4	5		20
Most consecutive points won	5	4	5	4		5	6	3	4	3		6
Greatest deficit overcome	-	5	3	1		5	4	-	-	-		4

Game/Match Statistics	Game					Match
	1	2	3	4	5	
Longest rally (strokes)	11	11	11	12		12
Average rally	5	4	5	4		5

**Game Progress**

1	ANDERSSON E / GUSTAFSSON D (SWE)	0	0	*1	2	3	4	*5	5	5	5	*5	5	5	6	*6	7	7	7	*8	9	9		
	PUNPOO C / SILLAPAKONG B (THA)	*0	1	1	1	*1	1	1	2	*3	4	5	6	*7	7	8	8	*9	10	10	10	11		
2	ANDERSSON E / GUSTAFSSON D (SWE)	*0	0	1	1	*1	1	2	2	*2	2	3	4	*4	5	5	6	*7	7	8	9	*10	11	*11
	PUNPOO C / SILLAPAKONG B (THA)	0	1	*1	2	3	4	*4	5	6	7	*7	7	8	8	*9	9	9	10	*10	10	10	*10	11
		12	13																					
		*11	11																					
3	ANDERSSON E / GUSTAFSSON D (SWE)	0	1	*1	2	3	3	*4	4	4	4	*4	5	6	6	*6	6	7	8	*9	10	11		
	PUNPOO C / SILLAPAKONG B (THA)	*0	0	1	1	*1	2	2	3	*4	5	6	6	*6	7	8	9	*9	9	9	9	9		
4	ANDERSSON E / GUSTAFSSON D (SWE)	*0	1	2	2	*2	2	3	4	*5	6	6	6	*7	7	8	9	*10	11					
	PUNPOO C / SILLAPAKONG B (THA)	0	0	*0	1	2	3	*3	3	3	3	*4	5	5	6	*6	6	6	6					

**Note:**  
The "Greatest deficit overcome" only applies when the pair ends up winning the game.

**Legend:**  
\*- First player of the pair is serving      \*- Second player of the pair is serving      No. Number



**Match Results**  
Résultats du match

**DEVOS Laurens LEDOUX Marc (BEL) 3 - 1 DIDUKH Viktor NIKOLENKO Maksym (UKR)**

Game Summary		Match	Game 1	Game 2	Game 3	Game 4	Game 5
DEVOS Laurens / LEDOUX Marc	BEL	3	11	8	11	11	
DIDUKH V / NIKOLENKO M	UKR	1	5	11	2	8	
Duration:		23min	4min	7min	3min	6min	

Match No.: 8 Table: 1

Umpires: PARMENTELAT Tamara (FRA) PURCELL Tom (GBR)

Player Statistics	DEVOS L / LEDOUX M (BEL)					Match	DIDUKH V / NIKOLENKO M (UKR)					Match
	Game						Game					
	1	2	3	4	5		1	2	3	4	5	
Points won	11	8	11	11		41	5	11	2	8		26
Biggest lead	6	1	9	3		9	-	3	-	3		3
Points won on own serve	5	3	7	7		22	2	5	2	6		15
Points lost on own serve	3	6	0	2		11	6	5	4	4		19
Most consecutive points won	5	3	7	5		7	2	4	1	2		4
Greatest deficit overcome	-	-	-	3		3	-	1	-	-		1

Game/Match Statistics	Game					Match
	1	2	3	4	5	
Longest rally (strokes)	9	14	6	12		14
Average rally	4	4	4	5		4

**Game Progress**

1	DEVOS L / LEDOUX M (BEL)	-*0	1	2	3	*-3	3	4	4	*-5	6	7	8	*-9	9	9	10	11			
	DIDUKH V / NIKOLENKO M (UKR)	0	0	*-0	0	1	2	*-2	3	3	3	*-3	3	3	4	*-5	5	5			
2	DEVOS L / LEDOUX M (BEL)	0	1	*-1	1	2	2	*-3	4	4	4	*-5	5	5	6	*-7	8	8	8	*-8	8
	DIDUKH V / NIKOLENKO M (UKR)	*-0	0	1	2	*-2	3	3	3	*-4	5	5	6	*-7	7	7	7	*-8	9	10	11
3	DEVOS L / LEDOUX M (BEL)	-*0	1	2	3	*-4	5	6	7	*-7	8	9	9	*-10	11						
	DIDUKH V / NIKOLENKO M (UKR)	0	0	*-0	0	0	0	*-0	0	1	1	*-1	2	2	2						
4	DEVOS L / LEDOUX M (BEL)	0	0	*-0	1	2	2	*-2	3	3	3	*-4	4	5	6	*-7	8	9	9	*-10	11
	DIDUKH V / NIKOLENKO M (UKR)	*-0	1	2	2	*-2	3	4	4	*-5	6	6	7	*-7	7	7	7	*-7	8	8	8

**Note:**

The "Greatest deficit overcome" only applies when the pair ends up winning the game.

**Legend:**

\*- First player of the pair is serving      \*- Second player of the pair is serving      No. Number



**Match Results**  
Résultats du match

DIAZ Alejandro / RUIZ Jose Manuel (ESP) **1 - 3** LIAN Hao / ZHAO Shuai (CHN)

Game Summary		Match	Game 1	Game 2	Game 3	Game 4	Game 5
DIAZ Alejandro / RUIZ Jose Manuel	ESP	1	9	8	11	2	
LIAN Hao / ZHAO Shuai	CHN	3	11	11	8	11	
Duration:		29min	7min	8min	7min	5min	

Match No.: 9 Table: 3

Umpires: COME Corinne (FRA) KLECKER Roman (CZE)

Player Statistics	DIAZ A / RUIZ JM (ESP)					Match	LIAN H / ZHAO S (CHN)					Match
	Game						Game					
	1	2	3	4	5		1	2	3	4	5	
Points won	9	8	11	2		30	11	11	8	11		41
Biggest lead	5	-	3	-		5	2	4	2	9		9
Points won on own serve	3	5	7	2		17	4	6	6	6		22
Points lost on own serve	7	5	2	5		19	6	3	4	0		13
Most consecutive points won	5	2	4	1		5	5	3	3	5		5
Greatest deficit overcome	-	-	2	-		2	5	-	-	-		5

Game/Match Statistics	Game					Match
	1	2	3	4	5	
Longest rally (strokes)	6	8	6	9		9
Average rally	3	4	4	4		4

**Game Progress**

1	DIAZ A / RUIZ JM (ESP)	0	1	*2	3	4	5	*5	5	5	5	*6	7	7	7	*7	7	7	8	*9	9	9
	LIAN H / ZHAO S (CHN)	*0	0	0	*0	0	1	2	*3	4	4	4	*5	6	7	8	*9	9	9	10	11	
2	DIAZ A / RUIZ JM (ESP)	*0	0	1	1	*1	1	2	2	*2	3	3	4	*5	5	5	6	*6	7	8	8	
	LIAN H / ZHAO S (CHN)	0	1	*1	2	3	4	*4	5	6	6	*7	7	7	8	*9	9	10	10	*10	11	
3	DIAZ A / RUIZ JM (ESP)	0	0	*0	1	1	2	*3	4	5	5	*6	7	7	7	*7	8	9	9	*10	11	
	LIAN H / ZHAO S (CHN)	*0	1	2	2	*3	3	3	*3	4	4	4	*5	6	7	7	*7	8	8	8		
4	DIAZ A / RUIZ JM (ESP)	*0	0	0	0	*0	0	1	1	*1	1	2	2	*2	2							
	LIAN H / ZHAO S (CHN)	0	1	*2	3	4	5	*5	6	7	8	*8	9	10	11							

**Note:**  
The "Greatest deficit overcome" only applies when the pair ends up winning the game.

**Legend:**  
\*- First player of the pair is serving      \*- Second player of the pair is serving      No. Number



### Match Results

Résultats du match

**MANARA Luiz Filipe** (BRA) **3 - 1** **BOHEAS Mateo** (FRA)  
**MASSAD Claudio** (BRA) **BOUVAIS Thomas** (FRA)

Game Summary		Match	Game 1	Game 2	Game 3	Game 4	Game 5
MANARA LF / MASSAD C	BRA	3	5	11	11	11	
BOHEAS Mateo / BOUVAIS Thomas	FRA	1	11	6	7	8	
Duration:		37min	7min	8min	10min	8min	

Match No.: 10 Table: 1

Umpires: WHITAKER Jonathan (GBR) GHACHEM Najeh (TUN)

Player Statistics	MANARA LF / MASSAD C (BRA)					Match	BOHEAS M / BOUVAIS T (FRA)					Match
	Game						Game					
	1	2	3	4	5		1	2	3	4	5	
Points won	5	11	11	11		38	11	6	7	8		32
Biggest lead	-	5	5	5		5	6	-	-	-		6
Points won on own serve	5	7	5	5		22	8	4	4	3		19
Points lost on own serve	3	2	3	5		13	0	4	6	6		16
Most consecutive points won	2	3	5	3		5	3	2	2	3		3
Greatest deficit overcome	-	-	-	-		-	-	-	-	-		-

Game/Match Statistics	Game					Match
	1	2	3	4	5	
Longest rally (strokes)	8	14	6	10		14
Average rally	4	4	4	5		4

#### Game Progress

1	MANARA LF / MASSAD C (BRA)	0	0	*-0	1	2	2	*-2	2	3	3	*-3	4	4	4	*-4	5	5			
	BOHEAS M / BOUVAIS T (FRA)	*-0	1	2	2	*-2	3	4	5	*-5	6	7	7	*-8	9	10	10	11			
2	MANARA LF / MASSAD C (BRA)	*-0	1	2	2	*-3	3	4	4	*-5	6	7	7	*-8	9	9	9	*-10	11		
	BOHEAS M / BOUVAIS T (FRA)	0	0	*-0	1	1	2	*-2	3	3	3	*-3	4	4	4	*-5	6	6	6		
3	MANARA LF / MASSAD C (BRA)	0	1	*-2	3	4	5	*-5	6	6	6	*-7	8	8	8	*-9	9	10	10	11	
	BOHEAS M / BOUVAIS T (FRA)	*-0	0	0	0	*-0	0	1	1	*-2	3	3	3	*-4	5	5	6	*-6	7	7	
4	MANARA LF / MASSAD C (BRA)	*-0	1	2	3	*-3	4	4	5	*-6	6	6	7	*-7	8	9	10	*-10	10	10	11
	BOHEAS M / BOUVAIS T (FRA)	0	0	*-0	0	1	1	*-2	2	2	3	*-4	4	5	5	*-5	5	6	7	*-8	8

#### Note:

The "Greatest deficit overcome" only applies when the pair ends up winning the game.

#### Legend:

\*- First player of the pair is serving      \*- Second player of the pair is serving      No. Number



### Match Results

Résultats du match

LIU Chaodong / ZHAO Yiqing (CHN) 3 - 1 CHUDZICKI Maksym / MISZTAL Igor (POL)

Game Summary		Match	Game 1	Game 2	Game 3	Game 4	Game 5
LIU Chaodong / ZHAO Yiqing	CHN	3	11	8	11	11	
CHUDZICKI Maksym / MISZTAL Igor	POL	1	8	11	3	0	
Duration:		24min	6min	7min	5min	4min	

Match No.: 11 Table: 5

Umpires: WILLIAMS Jackie (GBR) MERHEB Imad (LBN)

Player Statistics	LIU C / ZHAO Y (CHN)					Match	CHUDZICKI M / MISZTAL I (POL)					Match
	Game						Game					
	1	2	3	4	5		1	2	3	4	5	
Points won	11	8	11	11		41	8	11	3	0		22
Biggest lead	3	1	8	11		11	2	3	-	-		3
Points won on own serve	6	3	7	5		21	4	5	2	0		11
Points lost on own serve	4	6	1	0		11	5	5	4	6		20
Most consecutive points won	5	2	5	11		11	2	3	2	0		3
Greatest deficit overcome	2	-	-	-		2	-	1	-	-		1

Game/Match Statistics	Game					Match
	1	2	3	4	5	
Longest rally (strokes)	7	7	7	7		7
Average rally	3	3	4	3		3

#### Game Progress

1	LIU C / ZHAO Y (CHN)	*-0	1	1	1	*-2	2	3	3	*-3	4	5	5	*-6	6	6	7	*-8	9	10	11
	CHUDZICKI M / MISZTAL I (POL)	0	0	*-1	2	2	3	*-3	4	5	5	*-5	6	6	7	*-8	8	8	8	*-8	8
2	LIU C / ZHAO Y (CHN)	0	1	*-1	1	2	3	*-3	3	3	4	*-4	5	5	5	*-6	7	7	8	*-8	8
	CHUDZICKI M / MISZTAL I (POL)	*-0	0	1	2	*-2	2	3	4	*-5	5	6	6	*-7	8	8	8	*-9	9	10	11
3	LIU C / ZHAO Y (CHN)	*-0	1	2	3	*-4	5	5	5	*-6	7	8	9	*-9	10	11					
	CHUDZICKI M / MISZTAL I (POL)	0	0	*-0	0	0	0	*-1	2	2	2	*-2	2	3	3	3					
4	LIU C / ZHAO Y (CHN)	0	1	*-2	3	4	5	*-6	7	8	9	*-10	11								
	CHUDZICKI M / MISZTAL I (POL)	*-0	0	0	0	*-0	0	0	0	*-0	0	0	0								

#### Note:

The "Greatest deficit overcome" only applies when the pair ends up winning the game.

#### Legend:

\*- First player of the pair is serving      -\* Second player of the pair is serving      No. Number



### Match Results

Résultats du match

**CHOJNOWSKI Patryk GRUDZIEN Piotr (POL) 3 - 1 ANDERSSON Emil GUSTAFSSON Daniel (SWE)**

Game Summary		Match	Game 1	Game 2	Game 3	Game 4	Game 5
CHOJNOWSKI P / GRUDZIEN P	POL	3	11	10	11	11	
ANDERSSON E / GUSTAFSSON D	SWE	1	7	12	3	4	
Duration:		29min	7min	10min	6min	6min	

Match No.: 12 Table: 3

Umpires: LEMAN Jean Yves (FRA) LEONG Amanda Pei San (SGP)

Player Statistics	CHOJNOWSKI P / GRUDZIEN P (POL)					Match	ANDERSSON E / GUSTAFSSON D (SWE)					Match	
	Game						Match	Game					
	1	2	3	4	5			1	2	3	4		5
Points won	11	10	11	11		43	7	12	3	4		26	
Biggest lead	4	-	8	7		8	-	5	1	-		5	
Points won on own serve	6	6	6	5		23	3	7	1	2		13	
Points lost on own serve	4	5	2	2		13	5	4	5	6		20	
Most consecutive points won	4	4	8	4		8	2	3	2	1		3	
Greatest deficit overcome	-	-	1	-		1	-	-	-	-		-	

Game/Match Statistics	Game					Match
	1	2	3	4	5	
Longest rally (strokes)	10	7	7	7		10
Average rally	4	4	3	4		4

#### Game Progress

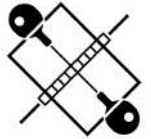
1	CHOJNOWSKI P / GRUDZIEN P (POL)	-*0	1	2	2	*-2	3	3	4	4	-*4	5	6	7	*-8	8	8	9	-*10	10	11			
	ANDERSSON E / GUSTAFSSON D (SWE)	0	0	*-0	1	2	2	-*3	3	4	4	*-4	4	4	5	-*6	6	6	7	7				
2	CHOJNOWSKI P / GRUDZIEN P (POL)	0	0	*-0	0	1	1	-*2	2	3	3	*-3	3	4	5	-*5	6	7	8	*-9	9	10	-*10	10
	ANDERSSON E / GUSTAFSSON D (SWE)	-*0	1	2	3	*-3	4	4	5	-*5	6	7	8	*-8	8	9	9	-*9	9	9	10	*-10	11	12
3	CHOJNOWSKI P / GRUDZIEN P (POL)	-*0	1	1	1	*-2	3	3	4	-*5	6	7	8	*-9	10	11								
	ANDERSSON E / GUSTAFSSON D (SWE)	0	0	*-1	2	2	2	-*3	3	3	3	*-3	3	3	3	3								
4	CHOJNOWSKI P / GRUDZIEN P (POL)	0	1	*-2	3	4	4	-*5	5	6	6	*-7	8	8	9	-*10	11							
	ANDERSSON E / GUSTAFSSON D (SWE)	-*0	0	0	0	*-0	1	1	2	-*2	3	3	3	*-4	4	4	4							

#### Note:

The "Greatest deficit overcome" only applies when the pair ends up winning the game.

#### Legend:

\*- First player of the pair is serving      -\* Second player of the pair is serving      No. Number



## Match Results

Résultats du match

DEVOS Laurens (BEL) / LEDOUX Marc (BEL) 0 - 3 LIAN Hao (CHN) / ZHAO Shuai (CHN)

Game Summary		Match	Game 1	Game 2	Game 3	Game 4	Game 5
DEVOS Laurens / LEDOUX Marc	BEL	0	4	13	5		
LIAN Hao / ZHAO Shuai	CHN	3	11	15	11		
	Duration:	20min	4min	9min	6min		

Match No.: 13 Table: 5

Umpires: GERSDORF Anja (GER) SIMON Jacky (FRA)

Player Statistics	DEVOS L / LEDOUX M (BEL)					Match	LIAN H / ZHAO S (CHN)					Match
	Game						Game					
	1	2	3	4	5		1	2	3	4	5	
Points won	4	13	5			22	11	15	11			37
Biggest lead	-	3	-			3	7	2	6			7
Points won on own serve	1	6	4			11	4	7	7			18
Points lost on own serve	7	8	4			19	3	7	1			11
Most consecutive points won	2	3	2			3	4	3	4			4
Greatest deficit overcome	-	-	-			-	-	3	-			3

Game/Match Statistics	Game					Match
	1	2	3	4	5	
Longest rally (strokes)	6	7	6			7
Average rally	4	4	4			4

## Game Progress

1	DEVOS L / LEDOUX M (BEL)		*-0	0	0	0	*-1	1	2	3	-3	3	3	3	-4	4	4	4	4						
	LIAN H / ZHAO S (CHN)		0	1	*-2	3	3	4	-4	4	5	6	*-7	8	8	9	*-10	11							
2	DEVOS L / LEDOUX M (BEL)		0	1	*-1	2	3	4	*-4	5	5	5	*-6	6	7	7	*-7	7	8	9	-10	10	10	*-11	11
	LIAN H / ZHAO S (CHN)		*-0	0	1	1	*-1	1	2	2	*-3	4	4	5	*-5	6	7	8	*-8	8	8	9	-10	10	*-11
			*-12	12	*-12	13	*-13	13																	
			11	*-12	13	*-13	14	15																	
3	DEVOS L / LEDOUX M (BEL)		-0	0	0	0	*-0	1	1	1	-1	2	3	3	*-4	5	5	5	5						
	LIAN H / ZHAO S (CHN)		0	1	*-2	3	4	4	-5	6	7	7	*-7	8	8	8	*-9	10	11						

## Note:

The "Greatest deficit overcome" only applies when the pair ends up winning the game.

## Legend:

\*- First player of the pair is serving    \*- Second player of the pair is serving    No.    Number





**Match Results**  
Résultats du match

MANARA Luiz Filipe (BRA) **1 - 3** LIU Chaodong (CHN)  
MASSAD Claudio (BRA) ZHAO Yiqing (CHN)

Game Summary		Match	Game 1	Game 2	Game 3	Game 4	Game 5
MANARA LF / MASSAD C	BRA	1	5	4	11	8	
LIU Chaodong / ZHAO Yiqing	CHN	3	11	11	9	11	
Duration:		34min	6min	7min	8min	10min	

Match No.: 14 Table: 1

Umpires: BONG Mijung (KOR) PARMENTELAT Tamara (FRA)

Player Statistics	MANARA LF / MASSAD C (BRA)					Match	LIU C / ZHAO Y (CHN)					Match
	Game						Game					
	1	2	3	4	5		1	2	3	4	5	
Points won	5	4	11	8		28	11	11	9	11		42
Biggest lead	1	-	6	-		6	6	7	-	6		7
Points won on own serve	4	3	6	5		18	7	6	5	6		24
Points lost on own serve	4	5	4	5		18	1	1	5	3		10
Most consecutive points won	2	1	6	2		6	4	3	5	6		6
Greatest deficit overcome	-	-	-	-		-	1	-	-	-		1

Game/Match Statistics	Game					Match
	1	2	3	4	5	
Longest rally (strokes)	8	8	6	5		8
Average rally	4	3	4	3		4

**Game Progress**

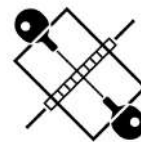
1	MANARA LF / MASSAD C (BRA)	0	0	*1	2	2	2	*2	3	3	3	*3	3	4	4	*4	5	5				
	LIU C / ZHAO Y (CHN)	*0	1	1	1	*2	3	4	4	*5	6	7	8	*8	9	10	10	11				
2	MANARA LF / MASSAD C (BRA)	*0	0	0	1	*1	1	2	2	*2	2	3	3	*3	4	4	4					
	LIU C / ZHAO Y (CHN)	0	1	*2	2	3	4	*4	5	6	7	*7	8	9	9	*10	11					
3	MANARA LF / MASSAD C (BRA)	0	1	*2	2	3	3	*3	4	5	6	*7	8	9	9	*9	9	9	9	*10	10	11
	LIU C / ZHAO Y (CHN)	*0	0	0	1	*1	2	3	3	*3	3	3	3	*3	4	5	6	*7	8	8	9	9
4	MANARA LF / MASSAD C (BRA)	*0	0	0	0	*0	0	0	1	*2	2	3	4	*4	5	6	6	*6	7	8	8	
	LIU C / ZHAO Y (CHN)	0	1	*2	3	4	5	*6	6	6	7	*7	7	8	8	*8	9	10	10	*10	11	

**Note:**

The "Greatest deficit overcome" only applies when the pair ends up winning the game.

**Legend:**

\*- First player of the pair is serving      \*- Second player of the pair is serving      No. Number



### Match Results

Résultats du match

**CHOJNOWSKI Patryk GRUDZIEN Piotr (POL) 3 - 1 LIAN Hao ZHAO Shuai (CHN)**

Game Summary		Match	Game 1	Game 2	Game 3	Game 4	Game 5
CHOJNOWSKI P / GRUDZIEN P	POL	3	15	8	11	11	
LIAN Hao / ZHAO Shuai	CHN	1	13	11	8	7	
Duration:		40min	12min	9min	9min	10min	

Match No.: 15 Table: 3

Umpires: ABDELAZIZ Lamia (EGY) REZAIE JAHDKON Simin (IRI)

Player Statistics	CHOJNOWSKI P / GRUDZIEN P (POL)					Match	LIAN H / ZHAO S (CHN)					Match
	Game						Game					
	1	2	3	4	5		1	2	3	4	5	
Points won	15	8	11	11		45	13	11	8	7		39
Biggest lead	2	1	3	6		6	4	4	-	-		4
Points won on own serve	7	3	7	3		20	6	5	5	2		18
Points lost on own serve	7	6	3	5		21	8	5	4	8		25
Most consecutive points won	4	3	3	6		6	5	5	3	2		5
Greatest deficit overcome	4	-	-	-		4	-	1	-	-		1

Game/Match Statistics	Game					Match
	1	2	3	4	5	
Longest rally (strokes)	8	7	11	8		11
Average rally	3	4	5	4		4

#### Game Progress

1	CHOJNOWSKI P / GRUDZIEN P (POL)	*-0	1	1	2	*-2	2	2	2	*-2	3	4	5	*-6	6	6	7	*-8	9	9	10	*-10	10	*-11
	LIAN H / ZHAO S (CHN)	0	0	*-1	1	2	3	*-4	5	6	6	*-6	6	6	7	*-8	8	8	8	*-9	9	10	*-11	11
		12	*-12	13	*-13	14	15																	
		*-11	12	*-12	13	*-13	13																	
2	CHOJNOWSKI P / GRUDZIEN P (POL)	0	1	*-1	2	2	2	*-2	2	2	3	*-3	4	4	5	*-6	7	7	8	*-8	8			8
	LIAN H / ZHAO S (CHN)	*-0	0	1	1	*-2	3	4	5	*-6	6	7	7	*-8	8	8	8	*-9	9	10	11			
3	CHOJNOWSKI P / GRUDZIEN P (POL)	*-0	1	2	3	*-3	3	3	4	*-4	5	6	6	*-6	7	8	9	*-9	10	10	11			
	LIAN H / ZHAO S (CHN)	0	0	*-0	0	1	2	*-3	3	4	4	*-4	5	6	6	*-6	6	7	7	*-8	8			
4	CHOJNOWSKI P / GRUDZIEN P (POL)	0	1	*-2	3	4	5	*-6	6	6	7	*-8	8	8	9	*-9	10	10	10	11				
	LIAN H / ZHAO S (CHN)	*-0	0	0	0	*-0	0	0	1	*-2	2	2	3	*-4	4	5	5	*-6	7	7				

#### Note:

The "Greatest deficit overcome" only applies when the pair ends up winning the game.

#### Legend:

\*- First player of the pair is serving      \*- Second player of the pair is serving      No. Number



**Match Results**  
Résultats du match

LIU Chaodong (CHN) **0 - 3** CHOJNOWSKI Patryk (POL)  
ZHAO Yiqing (CHN) GRUDZIEN Piotr (POL)

Game Summary		Match	Game 1	Game 2	Game 3	Game 4	Game 5
LIU Chaodong / ZHAO Yiqing	CHN	0	11	8	7		
CHOJNOWSKI P / GRUDZIEN P	POL	3	13	11	11		
Duration:		35min	13min	9min	11min		

Match No.: 16 Table: 1  
Umpires: GHACHEM Najeh (TUN) PARMENTELAT Tamara (FRA)

Player Statistics	LIU C / ZHAO Y (CHN)					Match	CHOJNOWSKI P / GRUDZIEN P (POL)					Match
	Game						Game					
	1	2	3	4	5		1	2	3	4	5	
Points won	11	8	7			26	13	11	11			35
Biggest lead	3	-	3			3	2	5	4			5
Points won on own serve	6	3	5			14	7	5	6			18
Points lost on own serve	6	6	5			17	5	5	2			12
Most consecutive points won	3	3	2			3	3	4	5			5
Greatest deficit overcome	-	-	-			-	3	-	3			3

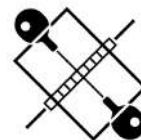
Game/Match Statistics	Game					Match
	1	2	3	4	5	
Longest rally (strokes)	9	6	14			14
Average rally	4	3	4			4

**Game Progress**

1	LIU C / ZHAO Y (CHN)	*-0	1	2	3	*-3	4	4	5	*-5	6	6	6	*-6	7	7	8	*-9	9	9	9	*-10	11	*-11
	CHOJNOWSKI P / GRUDZIEN P (POL)	0	0	*-0	0	1	1	*-2	2	3	3	*-4	5	6	6	*-7	7	7	8	*-9	10	10	*-10	11
		11	11																					
		*-12	13																					
2	LIU C / ZHAO Y (CHN)	0	0	*-1	1	1	2	*-2	3	3	4	*-4	5	5	5	*-5	5	6	7	*-8				8
	CHOJNOWSKI P / GRUDZIEN P (POL)	*-0	1	1	2	*-3	3	4	4	*-5	5	6	6	*-7	8	9	10	*-10	10	10				11
3	LIU C / ZHAO Y (CHN)	*-0	1	2	2	*-3	4	4	4	*-4	5	5	5	*-6	7	7	7	*-7	7	7				7
	CHOJNOWSKI P / GRUDZIEN P (POL)	0	0	*-0	1	1	1	*-2	3	4	4	*-5	6	6	6	*-7	8	9	10	11				11

**Note:**  
The "Greatest deficit overcome" only applies when the pair ends up winning the game.

**Legend:**  
\*- First player of the pair is serving      \*- Second player of the pair is serving      No.      Number



### Tournament Statistics

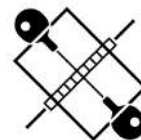
Statistiques du tournoi

As of SUN 1 SEP 2024

Statistics	Round of 32	Round of 16	Quarterfinals	Semifinals	Finals	Total
<b>Matches</b> Total	1	8	4	2	1	16
Game Margin: 3:0	1 100%	1 13%	1 25%		1 100%	4 25%
3:1		5 63%	3 75%	2 100%		10 63%
3:2		2 25%				2 13%
Invalid Results Mark						
Duration: Total	21min	4h6min	1h50min	1h14min	35min	8h6min
Longest	21min	37min	37min	40min	35min	40min
Shortest	21min	22min	20min	34min	35min	20min
Average	21min	31min	28min	37min	35min	30min
<b>Games</b> Total	3	33	15	8	3	62
Point Margin: 11		1 3%	1 7%			2 3%
10						
9		2 6%				2 3%
8		3 9%	2 13%			5 8%
7			2 13%	1 13%		3 5%
6		2 6%	2 13%	1 13%		5 8%
5		5 15%	1 7%			6 10%
4	1 33%	3 9%	2 13%	1 13%	1 33%	8 13%
3		7 21%	3 20%	3 38%	1 33%	14 23%
2	2 67%	10 30%	2 13%	2 25%	1 33%	17 27%
Invalid Results Mark						
Duration: Total	20min	3h49min	1h43min	1h11min	33min	7h36min
Longest	7min	10min	10min	12min	13min	13min
Shortest	6min	3min	4min	6min	9min	3min
Average	7min	7min	7min	9min	11min	7min
<b>Points</b> Total	58	593	261	154	61	1127
Per game	19.33	17.97	17.40	19.25	20.33	18.18
Most consecutive won	5	11	11	6	5	11
Greatest deficit overcome	3	5	3	4	3	5
Longest rally	344	21	14	11	14	344
Average rally	9	4	4	4	4	4

**Note:**

The "Greatest deficit overcome" only applies when the pair ends up winning the game.



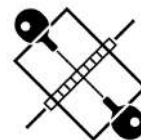
**Entry List by Event**  
Liste d'inscriptions par épreuve  
As of MON 26 AUG 2024

**REVISED**  
26 AUG 9:37

NPC	Name	Sport Class	Date of Birth
BRA - Brazil	OLIVEIRA Catia	Class 2	12 JUN 1991
	OLIVEIRA Joyce	Class 3	24 JUN 1990
	AZEVEDO Carla	Class 1	24 JAN 1981
	SANTOS Marliane	Class 3	14 SEP 1991
CHN - China	LIU Jing	Class 2	25 JUL 1988
	XUE Juan	Class 3	20 OCT 1989
EGY - Egypt	ELSHAMY Fawzia	Class 3	20 JAN 1997
	SOLIMAN Ola	Class 1	28 FEB 1971
ITA - Italy	BRUNELLI Michela	Class 3	5 JUL 1974
	ROSSI Giada	Class 2	24 AUG 1994
KOR - Korea	SEO Su Yeon	Class 2	8 JAN 1986
	YOON Jiyu	Class 3	28 DEC 2000
THA - Thailand	ASAYUT Dararat	Class 3	18 JUN 1984
	BOOTWANSIRINA Chilchitpanyak	Class 2	2 DEC 1975

**REVISED**

BRA: Name has been updated.



**Draw**  
Tableau d'élimination

Quarterfinals	NPC Code	Semifinals	Finals	Final Ranking																								
SEO SY / YOON J	KOR	SEO SY / YOON J	SEO SY / YOON J	<b>Final Ranking</b> <table border="1"> <thead> <tr> <th>Rank</th> <th>Pair</th> <th>NPC Code</th> </tr> </thead> <tbody> <tr> <td>1</td> <td>LIU J / XUE J</td> <td>CHN</td> </tr> <tr> <td>2</td> <td>SEO SY / YOON J</td> <td>KOR</td> </tr> <tr> <td>3</td> <td>OLIVEIRA C / OLIVEIRA J</td> <td>BRA</td> </tr> <tr> <td>3</td> <td>ASAYUT D / BOOTWANSI.</td> <td>THA</td> </tr> <tr> <td>5</td> <td>AZEVEDO C / SANTOS M</td> <td>BRA</td> </tr> <tr> <td>5</td> <td>ELSHAMY F / SOLIMAN O</td> <td>EGY</td> </tr> <tr> <td>5</td> <td>BRUNELLI M / ROSSI G</td> <td>ITA</td> </tr> </tbody> </table>	Rank	Pair	NPC Code	1	LIU J / XUE J	CHN	2	SEO SY / YOON J	KOR	3	OLIVEIRA C / OLIVEIRA J	BRA	3	ASAYUT D / BOOTWANSI.	THA	5	AZEVEDO C / SANTOS M	BRA	5	ELSHAMY F / SOLIMAN O	EGY	5	BRUNELLI M / ROSSI G	ITA
Rank	Pair	NPC Code																										
1	LIU J / XUE J	CHN																										
2	SEO SY / YOON J	KOR																										
3	OLIVEIRA C / OLIVEIRA J	BRA																										
3	ASAYUT D / BOOTWANSI.	THA																										
5	AZEVEDO C / SANTOS M	BRA																										
5	ELSHAMY F / SOLIMAN O	EGY																										
5	BRUNELLI M / ROSSI G	ITA																										
BYE			3-0 (11:6, 11:9, 13:11)																									
ELSHAMY F / SOLIMAN O	EGY	OLIVEIRA C / OLIVEIRA J	3-0 (11:1, 11:7, 11:4)																									
OLIVEIRA C / OLIVEIRA J	BRA																											
LIU J / XUE J	CHN	LIU J / XUE J	3-0 (11:5, 11:4, 11:2)																									
AZEVEDO C / SANTOS M	BRA																											
ASAYUT D / BOOTWANSI.	THA	LIU J / XUE J	3-1 (9:11, 13:11, 12:10, 11:7)																									
BRUNELLI M / ROSSI G	ITA	ASAYUT D / BOOTWANSI.	3-1 (7:11, 11:9, 11:8, 11:8)																									
				<b>GOLD</b>																								
				LIU J / XUE J																								
				3-1 (11:7, 11:7, 8:11, 11:9)																								
				<b>SILVER</b>																								
				SEO SY / YOON J																								
				<b>BRONZE</b>																								
				OLIVEIRA C / OLIVEIRA J																								
				ASAYUT D / BOOTWANSI.																								



**Match Results**  
Résultats du match

ELSHAMY Fawzia / SOLIMAN Ola (EGY) **0 - 3** OLIVEIRA Catia / OLIVEIRA Joyce (BRA)

Game Summary		Match	Game 1	Game 2	Game 3	Game 4	Game 5
ELSHAMY Fawzia / SOLIMAN Ola	EGY	0	1	7	4		
OLIVEIRA Catia / OLIVEIRA Joyce	BRA	3	11	11	11		
Duration:		20min	4min	6min	7min		

Match No.: 1 Table: 6

Umpires: LEONG Amanda Pei San (MAS) LEMAN Jean Yves (FRA)

Player Statistics	ELSHAMY F / SOLIMAN O (EGY)					Match	OLIVEIRA C / OLIVEIRA J (BRA)					Match
	Game						Game					
	1	2	3	4	5		1	2	3	4	5	
Points won	1	7	4			12	11	11	11			33
Biggest lead	-	1	-			1	10	5	7			10
Points won on own serve	1	5	2			8	6	6	6			18
Points lost on own serve	5	5	5			15	0	2	2			4
Most consecutive points won	1	2	1			2	7	4	5			7
Greatest deficit overcome	-	-	-			-	-	1	-			1

Game/Match Statistics	Game					Match
	1	2	3	4	5	
Longest rally (strokes)	5	5	6			6
Average rally	3	2	3			3

**Game Progress**

1	ELSHAMY F / SOLIMAN O (EGY)	0	0	*0	0	0	0	*0	0	1	1	*1	1	1	OLIVEIRA C / OLIVEIRA J (BRA)	*0	1	2	3	*4	5	6	7	*7	8	9	10	11												
2	ELSHAMY F / SOLIMAN O (EGY)	*0	1	1	1	*2	3	3	3	*3	4	4	4	*4	4	5	6	*6	7	7	OLIVEIRA C / OLIVEIRA J (BRA)	0	0	*1	2	2	2	*3	4	5	5	*6	7	8	9	*9	9	10	10	11
3	ELSHAMY F / SOLIMAN O (EGY)	0	0	*0	1	1	2	*2	2	3	3	*3	3	3	3	*4	4	OLIVEIRA C / OLIVEIRA J (BRA)	*0	1	2	2	*3	3	4	5	*5	6	7	8	*9	10	10	11						

**Note:**  
The "Greatest deficit overcome" only applies when the pair ends up winning the game.

**Legend:**  
\*- First player of the pair is serving      -\* Second player of the pair is serving      No. Number



**Match Results**  
Résultats du match

**LIU Jing** (CHN)      **3 - 0**      **AZEVEDO Carla** (BRA)  
**XUE Juan** (CHN)

Game Summary		Match	Game 1	Game 2	Game 3	Game 4	Game 5
<b>LIU Jing / XUE Juan</b>	CHN	<b>3</b>	11	11	11		
<b>AZEVEDO Carla / SANTOS Marliane</b>	BRA	<b>0</b>	5	4	2		
Duration:		<b>21min</b>	6min	6min	6min		

Match No.: 2 Table: 4

Umpires: BONG Mijung (KOR) LABRUE Jacques (FRA)

Player Statistics	LIU J / XUE J (CHN)					Match	AZEVEDO C / SANTOS M (BRA)					Match
	Game						Game					
	1	2	3	4	5		1	2	3	4	5	
Points won	11	11	11			<b>33</b>	5	4	2			<b>11</b>
Biggest lead	6	7	9			<b>9</b>	-	-	-			-
Points won on own serve	7	7	6			<b>20</b>	4	3	2			<b>9</b>
Points lost on own serve	1	1	0			<b>2</b>	4	4	5			<b>13</b>
Most consecutive points won	4	6	6			<b>6</b>	2	2	1			<b>2</b>
Greatest deficit overcome	-	-	-			-	-	-	-			-

Game/Match Statistics	Game					Match
	1	2	3	4	5	
Longest rally (strokes)	10	17	8			<b>17</b>
Average rally	4	6	4			<b>5</b>

**Game Progress**

1	<b>LIU J / XUE J (CHN)</b>	0	1	*2	3	4	4	*4	5	6	6	*7	8	8	8	*9	10	<b>11</b>
	AZEVEDO C / SANTOS M (BRA)	*0	0	0	*0	1	2	2	*2	3	3	3	*4	5	5	5	5	<b>5</b>
2	<b>LIU J / XUE J (CHN)</b>	*0	1	1	2	*2	3	4	5	*6	7	8	8	*8	9	10	<b>11</b>	
	AZEVEDO C / SANTOS M (BRA)	0	0	*1	1	2	2	*2	2	2	*2	3	4	4	*4	4		
3	<b>LIU J / XUE J (CHN)</b>	0	1	*1	2	3	4	*5	6	7	7	*8	9	10	<b>11</b>			
	AZEVEDO C / SANTOS M (BRA)	*0	0	1	1	*1	1	1	*1	2	2	2	*2	2				

**Note:**

The "Greatest deficit overcome" only applies when the pair ends up winning the game.

**Legend:**

\*- First player of the pair is serving      -\* Second player of the pair is serving      No. Number





**Match Results**  
Résultats du match

**ASAYUT Dararat** (THA) **3 - 1** **BRUNELLI Michela** (ITA)  
**BOOTWANSIRINA Chilchitpanyak** (THA) **ROSSI Giada** (ITA)

Game Summary		Match	Game 1	Game 2	Game 3	Game 4	Game 5
ASAYUT D / BOOTWANSIRINA C	THA	3	7	11	11	11	
BRUNELLI Michela / ROSSI Giada	ITA	1	11	9	8	8	
Duration:		53min	12min	14min	11min	14min	

Match No.: 3 Table: 2

Umpires: ABDULLAH Diana (MAS) FOUCHARD Frederic (FRA)

Player Statistics	ASAYUT D / BOOTWANSIRINA C (THA)					Match	BRUNELLI M / ROSSI G (ITA)					Match
	Game						Game					
	1	2	3	4	5		1	2	3	4	5	
Points won	7	11	11	11		40	11	9	8	8		36
Biggest lead	4	5	4	3		5	4	-	1	3		4
Points won on own serve	4	6	4	7		21	5	5	2	6		18
Points lost on own serve	6	4	6	2		18	3	5	7	4		19
Most consecutive points won	4	4	4	6		6	7	4	2	2		7
Greatest deficit overcome	-	-	1	3		3	4	-	-	-		4

Game/Match Statistics	Game					Match
	1	2	3	4	5	
Longest rally (strokes)	29	15	13	22		29
Average rally	7	7	6	9		7

**Game Progress**

1	ASAYUT D / BOOTWANSIRINA C (THA)	*-0	1	2	3	*-4	4	4	4	*-4	4	4	4	-*5	5	6	6	*-6	7	7		
	BRUNELLI M / ROSSI G (ITA)	0	0	*-0	0	0	1	*-2	3	4	5	*-6	7	7	8	*-8	9	10	10	11		
2	ASAYUT D / BOOTWANSIRINA C (THA)	0	1	*-1	2	3	3	*-4	5	5	5	*-6	7	8	9	*-9	9	9	9	*-10	10	11
	BRUNELLI M / ROSSI G (ITA)	*-0	0	1	1	*-1	2	2	2	*-3	4	4	4	-*4	4	5	6	*-7	8	8	9	9
3	ASAYUT D / BOOTWANSIRINA C (THA)	*-0	1	1	1	*-2	2	3	4	*-5	6	6	7	-*8	8	8	9	*-9	10	10	11	
	BRUNELLI M / ROSSI G (ITA)	0	0	*-1	2	2	3	*-3	3	3	3	*-4	4	4	5	-*6	6	7	7	*-8	8	
4	ASAYUT D / BOOTWANSIRINA C (THA)	0	0	*-0	1	2	2	*-2	3	3	3	*-4	4	5	6	*-7	8	9	10	*-10	11	
	BRUNELLI M / ROSSI G (ITA)	*-0	1	2	2	*-2	3	4	4	*-5	6	6	7	*-7	7	7	7	*-7	7	8	8	

**Note:**

The "Greatest deficit overcome" only applies when the pair ends up winning the game.

**Legend:**

\*- First player of the pair is serving      \*- Second player of the pair is serving      No. Number



**Match Results**  
Résultats du match

**SEO Su Yeon / YOON Jiyu (KOR) 3 - 0 OLIVEIRA Catia / OLIVEIRA Joyce (BRA)**

Game Summary		Match	Game 1	Game 2	Game 3	Game 4	Game 5
SEO Su Yeon / YOON Jiyu	KOR	3	11	11	13		
OLIVEIRA Catia / OLIVEIRA Joyce	BRA	0	6	9	11		
Duration:		30min	8min	8min	12min		

Match No.: 4 Table: 2

Umpires: LEONG Amanda Pei San (SGP) LEMAN Jean Yves (FRA)

Player Statistics	SEO SY / YOON J (KOR)					Match	OLIVEIRA C / OLIVEIRA J (BRA)					Match
	Game						Game					
	1	2	3	4	5		1	2	3	4	5	
Points won	11	11	13			35	6	9	11			26
Biggest lead	5	2	3			5	2	3	3			3
Points won on own serve	5	7	5			17	2	6	4			12
Points lost on own serve	4	3	7			14	6	4	8			18
Most consecutive points won	4	3	4			4	2	2	6			6
Greatest deficit overcome	2	3	3			3	-	-	-			-

Game/Match Statistics	Game					Match
	1	2	3	4	5	
Longest rally (strokes)	16	18	30			30
Average rally	5	7	8			7

**Game Progress**

1	SEO SY / YOON J (KOR)	*-0	0	0	1	*-2	2	3	4	*-4	5	6	7	*-8	8	9	9	*-10	11					
	OLIVEIRA C / OLIVEIRA J (BRA)	0	1	*-2	2	2	3	*-3	3	4	4	*-4	4	4	5	*-5	6	6	6					
2	SEO SY / YOON J (KOR)	0	0	*-0	1	1	1	*-2	2	3	4	*-4	4	5	6	*-6	7	8	8	*-9	10	11		
	OLIVEIRA C / OLIVEIRA J (BRA)	*-0	1	2	2	*-3	4	4	5	*-5	5	6	7	*-7	7	8	8	*-8	9	9	9	9		
3	SEO SY / YOON J (KOR)	*-0	1	1	2	*-2	2	3	4	*-5	6	6	6	*-6	6	6	6	*-7	7	8	9	*-10	10	*-11
	OLIVEIRA C / OLIVEIRA J (BRA)	0	0	*-1	1	2	3	*-3	3	3	3	*-4	5	6	7	*-8	9	9	10	*-10	10	10	*-11	11
			12	13																				
			*-11	11																				

**Note:**

The "Greatest deficit overcome" only applies when the pair ends up winning the game.

**Legend:**

\*- First player of the pair is serving      \*- Second player of the pair is serving      No. Number



### Match Results

Résultats du match

**LIU Jing**  
**XUE Juan** (CHN)      **3 - 1**      **ASAYUT Dararat**  
**BOOTWANSIRINA** Chilchitpanyak (THA)

Game Summary		Match	Game 1	Game 2	Game 3	Game 4	Game 5
LIU Jing / XUE Juan	CHN	3	9	13	12	11	
ASAYUT D / BOOTWANSIRINA C	THA	1	11	11	10	7	
Duration:		49min	9min	12min	12min	12min	

Match No.: 5 Table: 6

Umpires: GHACHEM Najeh (TUN) WHITAKER Jonathan (GBR)

Player Statistics	LIU J / XUE J (CHN)					Match	ASAYUT D / BOOTWANSIRINA C (THA)					Match
	Game						Game					
	1	2	3	4	5		1	2	3	4	5	
Points won	9	13	12	11		45	11	11	10	7		39
Biggest lead	-	2	2	5		5	3	6	2	-		6
Points won on own serve	3	7	5	4		19	4	6	4	3		17
Points lost on own serve	7	5	6	4		22	6	6	7	7		26
Most consecutive points won	3	5	3	4		5	3	6	2	3		6
Greatest deficit overcome	-	6	2	-		6	-	-	-	-		-

Game/Match Statistics	Game					Match
	1	2	3	4	5	
Longest rally (strokes)	27	27	42	62		62
Average rally	9	11	13	16		12

#### Game Progress

1	LIU J / XUE J (CHN)	*-0	0	0	0	*-1	2	2	3	*-3	3	4	5	*-6	6	6	7	*-7	7	8	9	9		
	ASAYUT D / BOOTWANSIRINA C (THA)	0	1	*-2	3	3	3	*-4	4	5	6	*-6	6	6	7	*-8	8	9	10	*-10	10	11		
2	LIU J / XUE J (CHN)	0	0	*-0	0	0	*-0	1	2	2	*-3	4	5	5	*-6	7	8	9	*-10	10	10	*-11	11	
	ASAYUT D / BOOTWANSIRINA C (THA)	*-0	1	2	3	*-4	5	6	6	*-6	7	7	7	*-7	8	8	8	*-8	8	8	9	*-10	10	*-11
			*-12	13																				
			11	11																				
3	LIU J / XUE J (CHN)	*-0	0	0	1	*-1	2	2	3	*-4	4	5	5	*-5	6	6	7	*-8	8	9	9	*-10	11	12
	ASAYUT D / BOOTWANSIRINA C (THA)	0	1	*-2	2	3	3	*-4	4	4	5	*-5	6	7	7	*-8	8	8	9	*-9	10	10	*-10	10
4	LIU J / XUE J (CHN)	0	1	*-2	2	3	4	*-5	6	6	6	*-6	7	7	7	*-8	8	9	10	11				
	ASAYUT D / BOOTWANSIRINA C (THA)	*-0	0	0	1	*-1	1	1	1	*-2	3	4	4	*-5	6	6	7	*-7	7	7				

#### Note:

The "Greatest deficit overcome" only applies when the pair ends up winning the game.

#### Legend:

\*- First player of the pair is serving      \*- Second player of the pair is serving      No. Number



**Match Results**  
Résultats du match

SEO Su Yeon / YOON Jiyu (KOR) **1 - 3** LIU Jing / XUE Juan (CHN)

Game Summary		Match	Game 1	Game 2	Game 3	Game 4	Game 5
SEO Su Yeon / YOON Jiyu	KOR	1	7	7	11	9	
LIU Jing / XUE Juan	CHN	3	11	11	8	11	
Duration:		34min	8min	8min	9min	9min	

Match No.: 6 Table: 2

Umpires: de HAUTECLOCQUE Donatien (FRA) ABDELAZIZ Lamia (EGY)

Player Statistics	SEO SY / YOON J (KOR)					Match	LIU J / XUE J (CHN)					Match
	Game						Game					
	1	2	3	4	5		1	2	3	4	5	
Points won	7	7	11	9		34	11	11	8	11		41
Biggest lead	1	2	3	1		3	7	4	1	2		7
Points won on own serve	2	3	7	5		17	5	4	6	6		21
Points lost on own serve	6	7	2	5		20	5	4	4	4		17
Most consecutive points won	4	3	3	3		4	7	6	2	3		7
Greatest deficit overcome	-	-	1	-		1	1	2	-	1		2

Game/Match Statistics	Game				Match
	1	2	3	4	
Longest rally (strokes)	33	33	35	26	35
Average rally	11	12	6	10	10

**Game Progress**

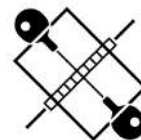
1	SEO SY / YOON J (KOR)	0	1	*1	1	1	1	*1	1	1	2	*3	3	3	3	*4	5	6	7	7		
	LIU J / XUE J (CHN)	*0	0	1	2	*3	4	5	6	*7	7	7	8	*9	10	10	10	*10	10	11		
2	SEO SY / YOON J (KOR)	*0	0	1	2	*3	3	4	4	*4	4	5	6	*7	7	7	7	*7	7	7		
	LIU J / XUE J (CHN)	0	1	*1	1	1	2	*2	3	4	5	*5	5	5	6	*7	8	9	10	11		
3	SEO SY / YOON J (KOR)	0	1	*1	1	2	2	*3	4	5	5	*5	6	6	6	*7	8	9	9	*10	11	
	LIU J / XUE J (CHN)	*0	0	1	2	*2	3	3	3	*3	4	5	5	*6	7	7	7	*7	8	8	8	
4	SEO SY / YOON J (KOR)	*0	0	0	1	*2	3	3	3	*4	4	5	5	*5	6	7	7	*8	9	9	9	
	LIU J / XUE J (CHN)	0	1	*2	2	2	2	*3	4	4	5	*5	6	7	7	*7	8	8	8	*9	10	11

**Note:**

The "Greatest deficit overcome" only applies when the pair ends up winning the game.

**Legend:**

\*- First player of the pair is serving      \*- Second player of the pair is serving      No. Number



## Tournament Statistics

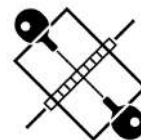
Statistiques du tournoi

As of FRI 30 AUG 2024

Statistics	Quarterfinals	Semifinals	Finals	Total
<b>Matches</b> Total	3	2	1	6
Game Margin: 3:0	2 67%	1 50%		3 50%
3:1	1 33%	1 50%	1 100%	3 50%
3:2				
Invalid Results Mark				
Duration: Total	1h34min	1h19min	34min	3h27min
Longest	53min	49min	34min	53min
Shortest	20min	30min	34min	20min
Average	31min	40min	34min	35min
<b>Games</b> Total	10	7	4	21
Point Margin: 11				
10	1 10%			1 5%
9	1 10%			1 5%
8				
7	2 20%			2 10%
6	1 10%			1 5%
5		1 14%		1 5%
4	2 20%	1 14%	2 50%	5 24%
3	2 20%		1 25%	3 14%
2	1 10%	5 71%	1 25%	7 33%
Invalid Results Mark				
Duration: Total	1h26min	1h13min	34min	3h13min
Longest	14min	12min	9min	14min
Shortest	4min	8min	8min	4min
Average	9min	10min	9min	9min
<b>Points</b> Total	165	145	75	385
Per game	16.50	20.71	18.75	18.33
Most consecutive won	7	6	7	7
Greatest deficit overcome	4	6	2	6
Longest rally	29	62	35	62
Average rally	5	10	10	8

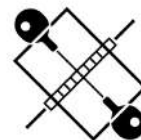
**Note:**

The "Greatest deficit overcome" only applies when the pair ends up winning the game.



**Entry List by Event**  
Liste d'inscriptions par épreuve  
As of SAT 24 AUG 2024

<b>NPC</b>	<b>Name</b>	<b>Sport Class</b>	<b>Date of Birth</b>
<b>AUS - Australia</b>	di TORO Daniela	Class 4	16 OCT 1974
	SANDS Hayley	Class 2	13 MAR 2000
<b>CHN - China</b>	ZHANG Bian	Class 5	29 AUG 1986
	ZHOU Ying	Class 4	23 DEC 1988
	GU Xiaodan	Class 4	8 APR 1999
	PAN Jiamin	Class 5	2 MAY 1997
<b>CRO - Croatia</b>	DRETAR KARIC Helena	Class 3	28 NOV 1979
	MUZINIC VINCETIC Andela	Class 3	1 NOV 1992
<b>FRA - France</b>	SAINT-PIERRE Alexandra	Class 5	18 MAY 1998
	VAUTIER Flora	Class 4	3 NOV 2004
<b>GER - Germany</b>	MIKOLASCHEK Sandra	Class 4	18 JUN 1997
	SPEGEL Jana	Class 2	4 MAY 2003
<b>IND - India</b>	PATEL Bhavinaben	Class 4	6 NOV 1986
	PATEL Sonalben	Class 3	15 SEP 1987
<b>KOR - Korea</b>	JUNG Young A	Class 5	20 JUL 1979
	MOON Sunghye	Class 5	30 NOV 1978
	KANG Oejeong	Class 5	2 SEP 1966
	LEE Mi Gyu	Class 3	4 NOV 1988
<b>SRB - Serbia</b>	MATIC Nada	Class 4	10 JUN 1984
	PERIC-RANKOVIC Borislava	Class 4	16 JUN 1972
<b>THA - Thailand</b>	JAION Wijittra	Class 4	5 AUG 1989
	SRINGAM Panwas	Class 5	13 DEC 2001



**Draw**  
Tableau d'élimination

Round of 16	NPC Code	Quarterfinals	Semifinals	Finals	Final Ranking
ZHANG B / ZHOU Y	CHN	ZHANG B / ZHOU Y	KANG O / LEE MG 3-2 (12:10, 11:3, 7:11, 3:11, 11:7)	MATIC N / PERIC-RAN. 3-1 (11:8, 4:11, 11:3, 11:9)	<b>Final Ranking</b> <b>Rank</b> <b>Pair</b> <b>NPC Code</b> 1 GU X / PAN J CHN 2 MATIC N / PERIC-RAN. SRB 3 JUNG YA / MOON S KOR 3 KANG O / LEE MG KOR 5 ZHANG B / ZHOU Y CHN 5 DRETAR KA. / MUZINIC CRO 5 SAINT-PIE. / VAUTIER F FRA 5 PATEL B / PATEL S IND 9 di TORO D / SANDS H AUS 9 MIKOLASCH. / SPEGEL GER 9 JAION W / SRINGAM P THA
BYE					
MIKOLASCH. / SPEGEL J	GER	KANG O / LEE MG 3-2 (9:11, 13:11, 14:12, 6:11, 11:5)	MATIC N / PERIC-RAN. 3-2 (5:11, 11:7, 11:3, 8:11, 13:11)		
KANG O / LEE MG	KOR				
SAINT-PIE. / VAUTIER F	FRA	SAINT-PIE. / VAUTIER F 3-0 (11:1, 11:4, 11:1)			
di TORO D / SANDS H	AUS				
BYE					
MATIC N / PERIC-RAN.	SRB				
GU X / PAN J	CHN	GU X / PAN J	GU X / PAN J 3-1 (11:2, 11:8, 9:11, 11:5)	GU X / PAN J 3-1 (11:7, 7:11, 11:3, 11:7)	
BYE					
JAION W / SRINGAM P	THA	DRETAR KA. / MUZINIC V. 3-2 (8:11, 10:12, 11:6, 11:9, 11:9)	GU X / PAN J 3-0 (11:7, 11:6, 11:8)		
DRETAR KA. / MUZINIC V.	CRO				
PATEL B / PATEL S	IND	PATEL B / PATEL S	JUNG YA / MOON S 3-1 (11:5, 11:6, 9:11, 11:6)		
BYE					
BYE					
JUNG YA / MOON S	KOR	JUNG YA / MOON S			

**GOLD**

**SILVER**

**BRONZE**



**Match Results**  
Résultats du match

MIKOLASCHEK Sandra (GER) **2 - 3** KANG Oejeong (KOR)  
SPEGEL Jana (GER) LEE Mi Gyu (KOR)

Game Summary		Match	Game 1	Game 2	Game 3	Game 4	Game 5
MIKOLASCHEK S / SPEGEL J	GER	2	11	11	12	11	5
KANG Oejeong / LEE Mi Gyu	KOR	3	9	13	14	6	11
Duration:		55min	8min	11min	13min	10min	10min

Match No.: 1 Table: 4

Umpires: de HAUTECLOCQUE Donatien (FRA) ABDELAZIZ Lamia (EGY)

Player Statistics	MIKOLASCHEK S / SPEGEL J (GER)						KANG O / LEE MG (KOR)					
	Game					Match	Game					Match
	1	2	3	4	5		1	2	3	4	5	
Points won	11	11	12	11	5	50	9	13	14	6	11	53
Biggest lead	2	1	5	5	-	5	5	3	2	3	6	6
Points won on own serve	6	5	5	7	1	24	5	6	6	4	4	25
Points lost on own serve	4	7	8	2	7	28	5	6	7	4	4	26
Most consecutive points won	7	4	5	5	2	7	4	3	3	4	4	4
Greatest deficit overcome	5	-	-	3	-	5	-	1	5	-	-	5

Game/Match Statistics	Game					Match
	1	2	3	4	5	
Longest rally (strokes)	6	23	18	18	25	25
Average rally	3	5	7	4	7	5

**Game Progress**

1	MIKOLASCHEK S / SPEGEL J (GER)	0	1	*-1	2	2	2	*-2	3	3	4	*-4	4	4	4	*-5	6	7	8	*-9	10	11	KANG O / LEE MG (KOR)	-*0	0	1	1	*-2	3	4	4	*-5	5	6	7	*-8	9	9	9	*-9	9	9	9	9				
2	MIKOLASCHEK S / SPEGEL J (GER)	-*0	0	1	1	*-1	2	3	3	*-4	4	4	5	*-6	6	6	6	*-7	7	8	9	*-10	11	*-11	KANG O / LEE MG (KOR)	0	1	*-1	2	3	3	*-3	4	4	5	*-6	6	6	7	*-8	9	9	10	*-10	10	10	*-10	11
		11	11																						*-12	13																						
3	MIKOLASCHEK S / SPEGEL J (GER)	0	1	*-2	3	4	5	*-5	6	6	6	*-7	7	7	8	*-8	8	9	9	*-9	9	10	*-11	11	KANG O / LEE MG (KOR)	-*0	0	0	0	*-0	0	1	1	*-2	3	3	4	*-5	5	6	7	*-7	8	9	10	*-10	10	*-11
		*-12	12	*-12	12																					11	*-12	13	14																			
4	MIKOLASCHEK S / SPEGEL J (GER)	-*0	1	1	*-1	1	2	3	*-4	5	6	6	*-7	8	9	10	*-10	11						KANG O / LEE MG (KOR)	0	0	*-1	2	3	4	*-4	4	4	4	*-4	5	5	5	*-5	5	6	6						
5	MIKOLASCHEK S / SPEGEL J (GER)	0	0	*-0	0	0	1	*-2	2	2	2	*-3	3	4	5	*-5	5	5						KANG O / LEE MG (KOR)	-*0	1	2	3	*-4	4	4	5	*-6	7	7	8	*-8	8	9	10	11							

**Note:**  
The "Greatest deficit overcome" only applies when the pair ends up winning the game.

**Legend:**  
\*- First player of the pair is serving      \*- Second player of the pair is serving      No. Number





**Match Results**  
Résultats du match

**SAINT-PIERRE Alexandra VAUTIER Flora (FRA) 3 - 0 di TORO Daniela SANDS Hayley (AUS)**

Game Summary		Match	Game 1	Game 2	Game 3	Game 4	Game 5
<b>SAINT-PIERRE A / VAUTIER F</b>	<b>FRA</b>	<b>3</b>	11	11	11		
di TORO Daniela / SANDS Hayley	AUS	0	1	4	1		
Duration:		<b>16min</b>	4min	5min	5min		

Match No.: 2 Table: 2

Umpires: GULLBERG-HANSEN Jens (DEN) MIGUEZ Carolina (ARG)

Player Statistics	SAINT-PIERRE A / VAUTIER F (FRA)					Match	di TORO D / SANDS H (AUS)					Match
	Game						Game					
	1	2	3	4	5		1	2	3	4	5	
Points won	11	11	11			<b>33</b>	1	4	1			<b>6</b>
Biggest lead	10	7	10			<b>10</b>	-	-	-			-
Points won on own serve	6	8	6			<b>20</b>	1	4	1			<b>6</b>
Points lost on own serve	0	0	0			<b>0</b>	5	3	5			<b>13</b>
Most consecutive points won	8	4	6			<b>8</b>	1	2	1			<b>2</b>
Greatest deficit overcome	-	-	-			-	-	-	-			-

Game/Match Statistics	Game					Match
	1	2	3	4	5	
Longest rally (strokes)	6	5	9			<b>9</b>
Average rally	4	3	4			<b>3</b>

**Game Progress**

1	<b>SAINT-PIERRE A / VAUTIER F (FRA)</b>	0	1	*-2	3	4	5	*-6	7	8	8	*-9	10	11
	di TORO D / SANDS H (AUS)	*-0	0	0	0	*-0	0	0	0	*-0	1	1	1	1
2	<b>SAINT-PIERRE A / VAUTIER F (FRA)</b>	*-0	1	2	2	*-2	3	4	4	*-5	6	7	7	*-8
	di TORO D / SANDS H (AUS)	0	0	*-0	1	2	2	*-2	3	3	3	*-3	4	4
3	<b>SAINT-PIERRE A / VAUTIER F (FRA)</b>	0	1	*-2	3	4	5	*-5	6	7	8	*-9	10	11
	di TORO D / SANDS H (AUS)	*-0	0	0	0	*-0	0	1	1	*-1	1	1	1	1

**Note:**

The "Greatest deficit overcome" only applies when the pair ends up winning the game.

**Legend:**

\*- First player of the pair is serving      -\* Second player of the pair is serving      No. Number



**Match Results**  
Résultats du match

JAION Wijittra (THA) **2 - 3** DRETAR KARIC Helena (CRO)  
SRINGAM Panwas MUZINIC VINCETIC Andela

Game Summary		Match	Game 1	Game 2	Game 3	Game 4	Game 5
JAION Wijittra / SRINGAM Panwas	THA	2	11	12	6	9	9
DRETAR KA. / MUZINIC V.	CRO	3	8	10	11	11	11
Duration:		52min	8min	11min	8min	9min	12min

Match No.: 3 Table: 6

Umpires: LONGEPE Louis Jean (FRA) REZAIE JAHDKON Simin (IRI)

Player Statistics	JAION W / SRINGAM P (THA)						DRETAR KARIC H / MUZINIC VINCETIC A (CRO)					
	Game					Match	Game					Match
	1	2	3	4	5		1	2	3	4	5	
Points won	11	12	6	9	9	47	8	10	11	11	11	51
Biggest lead	4	3	1	1	1	4	-	2	5	3	4	5
Points won on own serve	7	6	3	5	5	26	5	5	5	6	6	27
Points lost on own serve	3	5	6	5	5	24	4	6	3	4	4	21
Most consecutive points won	3	4	3	3	4	4	3	5	6	4	4	6
Greatest deficit overcome	-	2	-	-	-	2	-	-	1	1	1	1

Game/Match Statistics	Game					Match
	1	2	3	4	5	
Longest rally (strokes)	21	13	17	38	24	38
Average rally	7	5	7	7	8	7

**Game Progress**

1	JAION W / SRINGAM P (THA)	*-0	1	2	3	*-3	4	5	5	*-6	6	6	6	*-7	8	9	9	*-9	9	10	11			
	DRETAR KARIC H / MUZINIC VINCETIC A (CRO)	0	0	*-0	0	1	1	*-1	2	2	3	*-4	5	5	5	*-5	6	7	8	*-8	8			
2	JAION W / SRINGAM P (THA)	0	1	*-1	1	2	2	*-3	4	5	6	*-6	6	6	6	*-6	7	7	8	*-9	10	10	*-11	12
	DRETAR KARIC H / MUZINIC VINCETIC A (CRO)	*-0	0	1	2	*-2	3	3	3	*-3	3	4	5	*-6	7	8	8	*-9	9	9	*-10	10	10	10
3	JAION W / SRINGAM P (THA)	*-0	1	1	1	*-1	1	1	1	*-2	3	4	4	*-5	5	5	6	*-6	6					
	DRETAR KARIC H / MUZINIC VINCETIC A (CRO)	0	0	*-1	2	3	4	*-5	6	6	6	*-6	7	7	8	*-9	9	10	11					
4	JAION W / SRINGAM P (THA)	0	0	*-0	1	2	2	*-3	3	3	4	*-5	6	6	6	*-6	6	7	8	*-8	9	9		
	DRETAR KARIC H / MUZINIC VINCETIC A (CRO)	*-0	1	2	2	*-2	3	3	4	*-5	5	5	5	*-6	7	8	9	*-9	9	10	10	10	11	
5	JAION W / SRINGAM P (THA)	*-0	0	0	0	*-0	1	1	2	*-3	4	5	5	*-6	7	7	7	*-7	7	8	9	9		
	DRETAR KARIC H / MUZINIC VINCETIC A (CRO)	0	1	*-2	3	4	4	*-5	5	5	5	*-5	6	6	6	*-7	8	9	10	*-10	10	11		

**Note:**

The "Greatest deficit overcome" only applies when the pair ends up winning the game.

**Legend:**

\*- First player of the pair is serving      \*- Second player of the pair is serving      No. Number



**Match Results**  
Résultats du match

ZHANG Bian / ZHOU Ying (CHN) **2 - 3** KANG Oejeong / LEE Mi Gyu (KOR)

Game Summary		Match	Game 1	Game 2	Game 3	Game 4	Game 5
ZHANG Bian / ZHOU Ying	CHN	2	10	3	11	11	7
KANG Oejeong / LEE Mi Gyu	KOR	3	12	11	7	3	11
Duration:		43min	9min	7min	8min	7min	9min

Match No.: 4 Table: 6

Umpires: COME Corinne (FRA) KLECKER Roman (CZE)

Player Statistics	ZHANG B / ZHOU Y (CHN)						KANG O / LEE MG (KOR)					
	Game					Match	Game					Match
	1	2	3	4	5		1	2	3	4	5	
Points won	10	3	11	11	7	42	12	11	7	3	11	44
Biggest lead	4	-	4	8	-	8	2	8	2	1	4	8
Points won on own serve	6	2	6	5	2	21	7	7	3	2	3	22
Points lost on own serve	5	4	4	1	8	22	4	1	5	6	5	21
Most consecutive points won	3	2	3	8	2	8	5	7	3	2	3	7
Greatest deficit overcome	-	-	2	1	-	2	4	-	-	-	-	4

Game/Match Statistics	Game					Match
	1	2	3	4	5	
Longest rally (strokes)	26	16	28	19	20	28
Average rally	10	7	12	9	10	10

**Game Progress**

1	ZHANG B / ZHOU Y (CHN)	*0	1	2	2	*3	4	5	5	*5	5	5	5	*6	7	7	8	*8	9	9	9	*10	10	10
	KANG O / LEE MG (KOR)	0	0	*0	1	1	1	*1	2	3	4	*5	6	6	6	*7	7	8	8	*9	10	10	*11	12
2	ZHANG B / ZHOU Y (CHN)	0	0	*0	0	0	0	*0	0	1	2	*2	3	3	3	3	3	3	3	3	3	3	3	3
	KANG O / LEE MG (KOR)	*0	1	2	3	*4	5	6	7	*7	7	8	8	*9	10	11	11	11	11	11	11	11	11	11
3	ZHANG B / ZHOU Y (CHN)	*0	1	1	1	*1	2	2	3	*4	5	5	6	*7	8	8	9	*9	10	11	11	11	11	11
	KANG O / LEE MG (KOR)	0	0	*1	2	3	3	*4	4	4	4	*5	5	5	5	*6	6	7	7	7	7	7	7	7
4	ZHANG B / ZHOU Y (CHN)	0	0	*1	2	3	4	*5	6	7	8	*8	8	9	10	11	11	11	11	11	11	11	11	11
	KANG O / LEE MG (KOR)	*0	1	1	1	*1	1	1	1	*1	1	2	3	*3	3	3	3	3	3	3	3	3	3	3
5	ZHANG B / ZHOU Y (CHN)	*0	0	0	1	*1	2	2	3	*4	4	4	5	*5	5	5	6	*6	7	7	7	7	7	7
	KANG O / LEE MG (KOR)	0	1	*2	2	3	3	*4	4	4	5	*6	6	7	8	*9	9	10	10	11	11	11	11	11

**Note:**

The "Greatest deficit overcome" only applies when the pair ends up winning the game.

**Legend:**

\*- First player of the pair is serving      \*- Second player of the pair is serving      No. Number





**Match Results**  
Résultats du match

**GU Xiaodan / PAN Jiamin (CHN) 3 - 1 DRETAR KARIC Helena / MUZINIC VINCETIC Andela (CRO)**

Game Summary		Match	Game 1	Game 2	Game 3	Game 4	Game 5
GU Xiaodan / PAN Jiamin	CHN	3	11	11	9	11	
DRETAR KA. / MUZINIC V.	CRO	1	2	8	11	5	
Duration:		34min	5min	8min	10min	7min	

Match No.: 6 Table: 2

Umpires: MIKITA Darek (CAN) DECLOMESNIL Yohan (FRA)

Player Statistics	GU X / PAN J (CHN)					Match	DRETAR KARIC H / MUZINIC VINCETIC A (CRO)					Match	
	Game						Match	Game					
	1	2	3	4	5			1	2	3	4		5
Points won	11	11	9	11		42	2	8	11	5		26	
Biggest lead	9	4	-	6		9	-	-	2	2		2	
Points won on own serve	6	6	6	7		25	1	5	7	4		17	
Points lost on own serve	1	3	4	1		9	5	5	3	4		17	
Most consecutive points won	7	4	2	5		7	2	3	2	2		3	
Greatest deficit overcome	-	-	-	2		2	-	-	-	-		-	

Game/Match Statistics	Game					Match
	1	2	3	4	5	
Longest rally (strokes)	14	21	27	24		27
Average rally	7	8	9	7		8

**Game Progress**

1	GU X / PAN J (CHN)	-*0	1	2	3	*-4	5	6	7	7	-*7	7	8	9	*-10	11						
	DRETAR KARIC H / MUZINIC VINCETIC A (CRO)	0	0	-*0	0	0	0	*-0	0	1	2	-*2	2	2	2	2						
2	GU X / PAN J (CHN)	0	1	-*1	2	3	4	*-5	5	6	6	-*6	6	7	7	*-8	8	9	9	-*10	11	
	DRETAR KARIC H / MUZINIC VINCETIC A (CRO)	-*0	0	1	1	*-1	1	1	2	-*2	3	4	5	*-5	6	6	7	-*7	8	8	8	
3	GU X / PAN J (CHN)	-*0	0	0	1	*-2	2	3	3	-*3	4	5	5	*-5	6	7	7	-*8	8	9	9	9
	DRETAR KARIC H / MUZINIC VINCETIC A (CRO)	0	1	-*2	2	2	3	*-3	4	5	5	-*5	6	7	7	-*7	8	8	9	-*9	10	11
4	GU X / PAN J (CHN)	0	0	-*0	1	2	3	*-4	5	5	5	-*6	7	8	8	*-9	10	11				
	DRETAR KARIC H / MUZINIC VINCETIC A (CRO)	-*0	1	2	2	*-2	2	2	2	-*3	4	4	4	*-4	5	5	5	5				

**Note:**

The "Greatest deficit overcome" only applies when the pair ends up winning the game.

**Legend:**

\*- First player of the pair is serving      -\* Second player of the pair is serving      No. Number



**Match Results**  
Résultats du match

PATEL Bhavinaben (IND) **1 - 3** JUNG Young A (KOR)  
PATEL Sonalben (IND) MOON Sunghye (KOR)

Game Summary		Match	Game 1	Game 2	Game 3	Game 4	Game 5
PATEL Bhavinaben / PATEL Sonalben	IND	1	5	6	11	6	
JUNG Young A / MOON Sunghye	KOR	3	11	11	9	11	
Duration:		39min	6min	7min	10min	12min	

Match No.: 7 Table: 6

Umpires: GERSDORF Anja (GER) SIMON Jacky (FRA)

Player Statistics	PATEL B / PATEL S (IND)					Match	JUNG YA / MOON S (KOR)					Match
	Game						Game					
	1	2	3	4	5		1	2	3	4	5	
Points won	5	6	11	6		28	11	11	9	11		42
Biggest lead	-	2	3	-		3	6	5	-	5		6
Points won on own serve	2	1	5	1		9	5	3	4	3		15
Points lost on own serve	6	8	5	8		27	3	5	6	5		19
Most consecutive points won	2	3	3	3		3	4	4	3	5		5
Greatest deficit overcome	-	-	-	-		-	-	2	-	-		2

Game/Match Statistics	Game				Match
	1	2	3	4	
Longest rally (strokes)	12	14	28	19	28
Average rally	5	8	10	7	7

**Game Progress**

1	PATEL B / PATEL S (IND)	0	0	*0	1	1	2	*3	3	3	3	*3	4	4	4	*5	5	5				
	JUNG YA / MOON S (KOR)	*0	1	2	2	*3	3	3	4	*5	6	7	7	*8	9	9	10	11				
2	PATEL B / PATEL S (IND)	*0	0	1	2	*3	3	3	4	*4	4	4	4	*5	5	5	5	*6	6			
	JUNG YA / MOON S (KOR)	0	1	*1	1	1	2	*3	3	4	5	*6	7	7	8	*9	10	10	11			
3	PATEL B / PATEL S (IND)	0	1	*1	2	2	3	*3	4	4	5	*6	7	7	8	*8	8	8	9	*9	10	11
	JUNG YA / MOON S (KOR)	*0	0	1	1	*2	2	3	3	*4	4	4	4	*5	5	6	7	*8	8	9	9	9
4	PATEL B / PATEL S (IND)	*0	0	0	1	*2	2	2	2	*2	2	3	4	*5	5	5	6	*6	6			
	JUNG YA / MOON S (KOR)	0	1	*2	2	2	3	*4	5	6	7	*7	7	7	8	*9	9	10	11			

**Note:**

The "Greatest deficit overcome" only applies when the pair ends up winning the game.

**Legend:**

\*- First player of the pair is serving      -\* Second player of the pair is serving      No. Number



**Match Results**  
Résultats du match

KANG Oejeong / LEE Mi Gyu (KOR) **1 - 3** MATIC Nada / PERIC-RANKOVIC Borislava (SRB)

Game Summary		Match	Game 1	Game 2	Game 3	Game 4	Game 5
KANG Oejeong / LEE Mi Gyu	KOR	1	8	11	3	9	
<b>MATIC N / PERIC-RANKOVIC B</b>	<b>SRB</b>	<b>3</b>	11	4	11	11	
Duration:		<b>35min</b>	8min	6min	6min	11min	

Match No.: 8 Table: 2

Umpires: MIKITA Darek (CAN) GULLBERG-HANSEN Jens (DEN)

Player Statistics	KANG O / LEE MG (KOR)					Match	MATIC N / PERIC-RANKOVIC B (SRB)					Match
	Game						Game					
	1	2	3	4	5		1	2	3	4	5	
Points won	8	11	3	9		<b>31</b>	11	4	11	11		<b>37</b>
Biggest lead	2	7	-	2		<b>7</b>	3	-	8	2		<b>8</b>
Points won on own serve	4	5	2	4		<b>15</b>	5	2	5	5		<b>17</b>
Points lost on own serve	6	2	6	6		<b>20</b>	4	6	1	5		<b>16</b>
Most consecutive points won	3	5	1	2		<b>5</b>	3	2	5	4		<b>5</b>
Greatest deficit overcome	-	-	-	-		-	2	-	-	2		<b>2</b>

Game/Match Statistics	Game					Match
	1	2	3	4	5	
Longest rally (strokes)	14	19	12	22		<b>22</b>
Average rally	6	9	6	8		<b>7</b>

**Game Progress**

1	KANG O / LEE MG (KOR)	*0	1	1	1	*-1	2	3	4	*-4	5	5	6	*-7	7	7	7	*-8	8	8	8	
	MATIC N / PERIC-RANKOVIC B (SRB)	0	0	*-1	2	3	3	*-3	3	4	4	*-5	5	5	6	*-7	8	8	9	*-10	11	
2	KANG O / LEE MG (KOR)	0	1	*-2	2	2	3	*-4	5	6	6	*-6	7	8	9	*-10	11					
	MATIC N / PERIC-RANKOVIC B (SRB)	*-0	0	0	1	*-2	2	2	2	*-2	3	4	4	*-4	4	4	4					
3	KANG O / LEE MG (KOR)	*-0	0	1	1	*-1	1	1	1	*-2	2	3	3	*-3	3	3						
	MATIC N / PERIC-RANKOVIC B (SRB)	0	1	*-1	2	3	4	*-5	6	6	7	*-7	8	9	10	11						
4	KANG O / LEE MG (KOR)	0	0	*-1	2	2	3	*-3	4	5	5	*-6	6	7	7	*-7	7	7	8	*-9	9	9
	MATIC N / PERIC-RANKOVIC B (SRB)	*-0	1	1	1	*-2	2	3	3	*-3	4	4	5	*-5	6	7	8	*-9	9	9	10	11

**Note:**

The "Greatest deficit overcome" only applies when the pair ends up winning the game.

**Legend:**

\*- First player of the pair is serving      \*- Second player of the pair is serving      No. Number



**Match Results**  
Résultats du match

**GU Xiaodan / PAN Jiamin (CHN) 3 - 0 JUNG Young A / MOON Sunghye (KOR)**

Game Summary		Match	Game 1	Game 2	Game 3	Game 4	Game 5
GU Xiaodan / PAN Jiamin	CHN	3	11	11	11		
JUNG Young A / MOON Sunghye	KOR	0	7	6	8		
Duration:		25min	7min	7min	10min		

Match No.: 9 Table: 6

Umpires: RUANGVIRIYACHAI Pairuch (THA) LABRUE Jacques (FRA)

Player Statistics	GU X / PAN J (CHN)					Match	JUNG YA / MOON S (KOR)					Match
	Game						Game					
	1	2	3	4	5		1	2	3	4	5	
Points won	11	11	11			33	7	6	8			21
Biggest lead	4	5	3			5	2	1	4			4
Points won on own serve	6	7	6			19	3	5	4			12
Points lost on own serve	4	1	4			9	5	4	5			14
Most consecutive points won	4	4	5			5	2	3	5			5
Greatest deficit overcome	2	1	4			4	-	-	-			-

Game/Match Statistics	Game					Match
	1	2	3	4	5	
Longest rally (strokes)	17	36	30			36
Average rally	7	8	10			8

**Game Progress**

1	<b>GU X / PAN J (CHN)</b>	-*0	0	1	1	*-1	2	2	3	3	-*4	5	5	6	*-6	7	7	8	-*9	10	11
	JUNG YA / MOON S (KOR)	0	1	*-1	2	3	3	*-4	4	4	4	-*5	5	6	6	*-7	7	7	7	7	7
2	<b>GU X / PAN J (CHN)</b>	0	0	*-1	2	3	3	*-4	5	5	5	-*5	6	7	7	*-8	9	10	11		
	JUNG YA / MOON S (KOR)	-*0	1	1	1	*-1	2	2	2	-*3	4	5	5	*-5	6	6	6	6	-*6	6	
3	<b>GU X / PAN J (CHN)</b>	-*0	1	2	2	*-2	3	3	3	-*3	3	3	4	*-5	6	6	7	-*8	9	10	11
	JUNG YA / MOON S (KOR)	0	0	-*0	1	2	2	*-3	4	5	6	-*7	7	7	7	*-8	8	8	8	-*8	8

**Note:**

The "Greatest deficit overcome" only applies when the pair ends up winning the game.

**Legend:**

\*- First player of the pair is serving      \*- Second player of the pair is serving      No. Number





**Match Results**  
Résultats du match

MATIC Nada (SRB) **1 - 3** GU Xiaodan (CHN)  
PERIC-RANKOVIC Borislava (SRB) PAN Jiamin (CHN)

Game Summary		Match	Game 1	Game 2	Game 3	Game 4	Game 5
MATIC N / PERIC-RANKOVIC B	SRB	1	7	11	3	7	
GU Xiaodan / PAN Jiamin	CHN	3	11	7	11	11	
Duration:		31min	6min	8min	5min	9min	

Match No.: 10 Table: 2

Umpires: DECLOMESNIL Yohan (FRA) LEMAN Jean Yves (FRA)

Player Statistics	MATIC N / PERIC-RANKOVIC B (SRB)					Match	GU X / PAN J (CHN)					Match
	Game						Game					
	1	2	3	4	5		1	2	3	4	5	
Points won	7	11	3	7		28	11	7	11	11		40
Biggest lead	-	4	-	1		4	5	1	8	4		8
Points won on own serve	4	7	2	3		16	7	4	7	4		22
Points lost on own serve	4	3	4	7		18	3	4	1	4		12
Most consecutive points won	2	3	1	3		3	3	2	4	5		5
Greatest deficit overcome	-	1	-	-		1	-	-	-	1		1

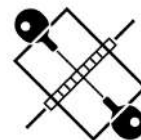
Game/Match Statistics	Game					Match
	1	2	3	4	5	
Longest rally (strokes)	15	32	13	28		32
Average rally	8	10	8	9		9

**Game Progress**

1	MATIC N / PERIC-RANKOVIC B (SRB)	0	0	*-0	0	1	2	*-2	3	3	3	*-3	4	4	4	*-5	6	6	7	7
	GU X / PAN J (CHN)	*-0	1	2	3	*-3	3	4	4	*-5	6	7	7	*-8	9	9	9	*-10	10	11
2	MATIC N / PERIC-RANKOVIC B (SRB)	*-0	0	1	2	*-2	3	4	4	*-5	5	6	7	*-7	8	8	8	*-9	10	11
	GU X / PAN J (CHN)	0	1	*-1	1	2	2	*-2	3	3	4	*-4	4	5	5	*-6	7	7	7	7
3	MATIC N / PERIC-RANKOVIC B (SRB)	0	0	*-0	0	1	1	*-1	1	2	2	*-2	2	2	3	3				
	GU X / PAN J (CHN)	*-0	1	2	3	*-3	4	5	6	*-6	7	8	9	*-10	10	11				
4	MATIC N / PERIC-RANKOVIC B (SRB)	*-0	0	0	1	*-2	3	3	4	*-4	5	5	6	*-6	7	7	7	*-7	7	7
	GU X / PAN J (CHN)	0	1	*-2	2	2	2	*-3	3	4	4	*-5	5	6	6	*-7	8	9	10	11

**Note:**  
The "Greatest deficit overcome" only applies when the pair ends up winning the game.

**Legend:**  
\*- First player of the pair is serving      \*- Second player of the pair is serving      No. Number



### Tournament Statistics

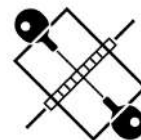
Statistiques du tournoi

As of SAT 31 AUG 2024

Statistics	Round of 16	Quarterfinals	Semifinals	Finals	Total
<b>Matches</b> Total	3	4	2	1	10
Game Margin: 3:0	1 33%		1 50%		2 20%
3:1		2 50%	1 50%	1 100%	4 40%
3:2	2 67%	2 50%			4 40%
Invalid Results Mark					
Duration: Total	2h3min	2h45min	1h	31min	6h19min
Longest	55min	49min	35min	31min	55min
Shortest	16min	34min	25min	31min	16min
Average	41min	41min	30min	31min	38min
<b>Games</b> Total	13	18	7	4	42
Point Margin: 11					
10	2 15%				2 5%
9		1 6%			1 2%
8		3 17%	1 14%	1 25%	5 12%
7	1 8%		1 14%		2 5%
6	1 8%	3 17%			4 10%
5	2 15%	2 11%	1 14%		5 12%
4		3 17%	1 14%	3 75%	7 17%
3	1 8%	2 11%	2 29%		5 12%
2	6 46%	4 22%	1 14%		11 26%
Invalid Results Mark					
Duration: Total	1h54min	2h29min	55min	28min	5h46min
Longest	13min	14min	11min	9min	14min
Shortest	4min	5min	6min	5min	4min
Average	9min	8min	8min	7min	8min
<b>Points</b> Total	240	315	122	68	745
Per game	18.46	17.50	17.43	17.00	17.74
Most consecutive won	8	8	5	5	8
Greatest deficit overcome	5	4	4	1	5
Longest rally	38	30	36	32	38
Average rally	6	8	8	9	7

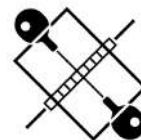
**Note:**

The "Greatest deficit overcome" only applies when the pair ends up winning the game.



**Entry List by Event**  
Liste d'inscriptions par épreuve  
As of SAT 24 AUG 2024

<b>NPC</b>	<b>Name</b>	<b>Sport Class</b>	<b>Date of Birth</b>
<b>CHN - China</b>	HUANG Wenjuan	Class 8	9 DEC 2004
	JIN Yucheng	Class 6	25 MAY 2008
<b>EGY - Egypt</b>	ELSAYED Hagar	Class 8	1 JUN 1993
	HAMMAD Hanaa	Class 6	21 JUN 1979
<b>FRA - France</b>	CAILLAUD Morgen	Class 6	29 JAN 2002
	HAUTIERE Lucie	Class 8	6 OCT 2000
<b>GBR - Great Britain</b>	PICKARD Felicity	Class 6	17 JUL 1994
	TWOMEY Bly	Class 7	27 APR 2010
<b>GER - Germany</b>	GREBE Stephanie	Class 6	24 SEP 1987
	WOLF Juliane	Class 8	26 FEB 1988
<b>NOR - Norway</b>	HUSIC DAHLEN Aida	Class 8	5 OCT 1990
	TVEITEN Merethe	Class 6	10 JUL 1995
	KORNELIUSSEN Nora	Class 7	28 APR 1999
	SLETTUM Jenny Helene	Class 7	16 APR 2005
<b>NPA - NPA</b>	ALIEVA Maliak	Class 6	8 MAR 1995
	LITVINENKO Elena	Class 8	15 DEC 1987



**Draw**  
Tableau d'élimination

Quarterfinals	NPC Code	Semifinals	Finals	Final Ranking
HUSIC DAH. / TVEITEN M	NOR	HUSIC DAH. / TVEITEN M <b>3-0</b> (11:8, 11:6, 11:6)	GREBE S / WOLF J <b>3-2</b> (11:5, 7:11, 6:11, 11:9, 11:5)	<b>Final Ranking</b> <b>Rank Pair NPC Code</b> 1 HUANG W / JIN Y CHN 2 GREBE S / WOLF J GER 3 PICKARD F / TWOMEY B GBR 3 HUSIC DAH. / TVEITEN M NOR 5 ELSAYED H / HAMMAD H EGY 5 CAILLAUD M / HAUTIERE L FRA 5 KORNELIUS. / SLETTUM JH NOR 5 ALIEVA M / LITVINENKO NPA
ELSAIED H / HAMMAD H	EGY			
CAILLAUD M / HAUTIERE L	FRA			
GREBE S / WOLF J	GER			
HUANG W / JIN Y	CHN	HUANG W / JIN Y <b>3-1</b> (11:13, 11:8, 11:6, 11:6)	HUANG W / JIN Y <b>3-1</b> (11:4, 9:11, 11:8, 11:8)	<b>GOLD</b>  HUANG W / JIN Y <b>3-1</b> (11:4, 9:11, 11:8, 11:8)
ALIEVA M / LITVINENKO	NPA			
KORNELIUS. / SLETTUM JH	NOR			
PICKARD F / TWOMEY B	GBR			
		PICKARD F / TWOMEY B <b>3-0</b> (12:10, 11:9, 11:3)	HUANG W / JIN Y <b>3-1</b> (6:11, 11:6, 11:3, 11:6)	<b>SILVER</b>  GREBE S / WOLF J
				<b>BRONZE</b>  PICKARD F / TWOMEY B HUSIC DAH. / TVEITEN M



**Match Results**  
Résultats du match

**HUSIC DAHLEN Aida** (NOR) **3 - 0** **ELSAYED Hagar** (EGY)  
**TVEITEN Merethe** (NOR) **3 - 0** **HAMMAD Hanaa** (EGY)

Game Summary		Match	Game 1	Game 2	Game 3	Game 4	Game 5
<b>HUSIC DAHLEN A / TVEITEN M</b>	NOR	<b>3</b>	11	11	11		
<b>ELSAYED Hagar / HAMMAD Hanaa</b>	EGY	<b>0</b>	8	6	6		
Duration:		<b>22min</b>	6min	6min	8min		

Match No.: 1 Table: 1

Umpires: ABDULLAH Diana (MAS) FOUCHARD Frederic (FRA)

Player Statistics	HUSIC DAHLEN A / TVEITEN M (NOR)					Match	ELSAYED H / HAMMAD H (EGY)					Match	
	Game						Match	Game					
	1	2	3	4	5			1	2	3	4		5
Points won	11	11	11			<b>33</b>	8	6	6			<b>20</b>	
Biggest lead	4	7	8			<b>8</b>	-	-	-			-	
Points won on own serve	5	6	5			<b>16</b>	4	3	3			<b>10</b>	
Points lost on own serve	4	3	3			<b>10</b>	6	5	6			<b>17</b>	
Most consecutive points won	4	5	8			<b>8</b>	2	3	4			<b>4</b>	
Greatest deficit overcome	-	-	-			-	-	-	-			-	

Game/Match Statistics	Game					Match
	1	2	3	4	5	
Longest rally (strokes)	9	7	7			<b>9</b>
Average rally	3	3	3			<b>3</b>

**Game Progress**

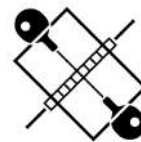
1	<b>HUSIC DAHLEN A / TVEITEN M (NOR)</b>	0	1	*-2	2	3	3	*-3	4	5	6	*-7	7	7	8	*-9	9	10	10	*-10	11
	<b>ELSAYED H / HAMMAD H (EGY)</b>	*-0	0	0	1	*-1	2	3	3	*-3	3	3	4	*-5	5	5	6	*-6	7	8	8
2	<b>HUSIC DAHLEN A / TVEITEN M (NOR)</b>	*-0	1	1	2	*-3	4	4	5	*-5	6	7	8	*-9	10	10	10	*-10	11		
	<b>ELSAYED H / HAMMAD H (EGY)</b>	0	0	*-1	1	1	1	*-2	2	3	3	*-3	3	3	3	*-4	5	6	6		
3	<b>HUSIC DAHLEN A / TVEITEN M (NOR)</b>	0	1	*-2	3	4	5	*-6	7	8	8	*-8	8	8	9	*-9	9	10	11		
	<b>ELSAYED H / HAMMAD H (EGY)</b>	*-0	0	0	0	*-0	0	0	0	*-0	1	2	3	*-4	4	5	6	*-6	6		

**Note:**

The "Greatest deficit overcome" only applies when the pair ends up winning the game.

**Legend:**

\*- First player of the pair is serving      \*- Second player of the pair is serving      No. Number



**Match Results**  
Résultats du match

CAILLAUD Morgen (FRA) **1 - 3** GREBE Stephanie (GER)  
HAUTIERE Lucie (FRA) WOLF Juliane (GER)

Game Summary		Match	Game 1	Game 2	Game 3	Game 4	Game 5
CAILLAUD Morgen / HAUTIERE Lucie	FRA	1	4	11	4	9	
GREBE Stephanie / WOLF Juliane	GER	3	11	8	11	11	
Duration:		32min	5min	8min	7min	8min	

Match No.: 2 Table: 3

Umpires: GALLEGO David (COL) VASINOVA Karina (CZE)

Player Statistics	CAILLAUD M / HAUTIERE L (FRA)					Match	GREBE S / WOLF J (GER)					Match
	Game						Game					
	1	2	3	4	5		1	2	3	4	5	
Points won	4	11	4	9		28	11	8	11	11		41
Biggest lead	-	3	3	1		3	8	2	7	5		8
Points won on own serve	4	6	3	4		17	7	5	6	5		23
Points lost on own serve	4	3	5	6		18	0	5	1	5		11
Most consecutive points won	2	3	3	3		3	6	2	10	6		10
Greatest deficit overcome	-	2	-	-		2	-	-	3	1		3

Game/Match Statistics	Game				Match
	1	2	3	4	
Longest rally (strokes)	10	13	10	11	13
Average rally	4	4	5	3	4

**Game Progress**

1	CAILLAUD M / HAUTIERE L (FRA)	*0	0	0	0	*0	1	2	2	*2	2	2	2	*2	3	4	4
	GREBE S / WOLF J (GER)	0	1	*2	3	4	4	*4	5	6	7	*8	9	10	10	*10	11
2	CAILLAUD M / HAUTIERE L (FRA)	0	0	*0	1	2	3	*3	3	4	5	*6	6	7	8	*8	9
	GREBE S / WOLF J (GER)	*0	1	2	2	*2	2	3	4	*4	4	4	5	*5	5	6	6
3	CAILLAUD M / HAUTIERE L (FRA)	*0	1	2	3	*3	3	3	3	*3	3	3	3	*3	3	4	4
	GREBE S / WOLF J (GER)	0	0	*0	0	1	2	*3	4	5	6	*7	8	9	10	*10	11
4	CAILLAUD M / HAUTIERE L (FRA)	0	1	*1	2	2	2	*2	2	2	2	*3	3	4	4	*5	6
	GREBE S / WOLF J (GER)	*0	0	1	1	*2	3	4	5	*6	7	7	8	*8	9	9	9

**Note:**  
The "Greatest deficit overcome" only applies when the pair ends up winning the game.

**Legend:**  
\*- First player of the pair is serving      -\* Second player of the pair is serving      No. Number



**Match Results**  
Résultats du match

**HUANG Wenjuan / JIN Yucheng (CHN) 3 - 1 ALIEVA Maliak / LITVINENKO Elena (NPA)**

Game Summary		Match	Game 1	Game 2	Game 3	Game 4	Game 5
HUANG Wenjuan / JIN Yucheng	CHN	3	11	11	11	11	
ALIEVA Maliak / LITVINENKO Elena	NPA	1	13	8	6	6	
Duration:		29min	7min	6min	5min	7min	

Match No.: 3 Table: 3

Umpires: KLECKER Roman (CZE) COME Corinne (FRA)

Player Statistics	HUANG W / JIN Y (CHN)					Match	ALIEVA M / LITVINENKO E (NPA)					Match
	Game						Game					
	1	2	3	4	5		1	2	3	4	5	
Points won	11	11	11	11		44	13	8	6	6		33
Biggest lead	1	4	5	5		5	4	1	-	1		4
Points won on own serve	7	5	5	5		22	8	3	3	2		16
Points lost on own serve	5	5	3	4		17	4	6	6	6		22
Most consecutive points won	3	4	4	4		4	4	3	2	2		4
Greatest deficit overcome	-	1	-	1		1	1	-	-	-		1

Game/Match Statistics	Game					Match
	1	2	3	4	5	
Longest rally (strokes)	12	10	8	8		12
Average rally	4	4	4	4		4

**Game Progress**

1	HUANG W / JIN Y (CHN)	0	0	*-0	1	2	2	*-2	2	2	3	*-4	5	5	6	*-6	7	8	9	*-9	9	10	*-10	11
	ALIEVA M / LITVINENKO E (NPA)	*-0	1	2	2	*-2	3	4	5	*-6	6	6	6	*-7	7	8	8	*-8	8	9	10	*-10	11	*-11
		*-11	11																					
		12	13																					
2	HUANG W / JIN Y (CHN)	*-0	1	1	1	*-2	3	4	5	*-5	5	6	7	*-8	8	8	8	*-9	10	10	11			
	ALIEVA M / LITVINENKO E (NPA)	0	0	*-1	2	2	2	*-2	2	3	4	*-4	4	4	5	*-6	7	7	7	*-8	8			
3	HUANG W / JIN Y (CHN)	0	1	*-2	2	3	3	*-4	5	6	7	*-7	7	8	9	*-9	10	10	11					
	ALIEVA M / LITVINENKO E (NPA)	*-0	0	0	1	*-1	2	2	2	*-2	2	3	4	*-4	4	5	5	*-6	6					
4	HUANG W / JIN Y (CHN)	*-0	1	1	2	*-2	3	3	4	*-4	4	5	6	*-7	7	8	9	*-10	11					
	ALIEVA M / LITVINENKO E (NPA)	0	0	*-1	1	2	2	*-3	3	4	5	*-5	5	5	6	*-6	6	6	6					

**Note:**

The "Greatest deficit overcome" only applies when the pair ends up winning the game.

**Legend:**

\*- First player of the pair is serving      \*- Second player of the pair is serving      No. Number



**Match Results**  
Résultats du match

KORNELIUSSEN Nora (NOR) **0 - 3** PICKARD Felicity (GBR)  
SLETTUM Jenny Helene TWOMEY Bly

Game Summary		Match	Game 1	Game 2	Game 3	Game 4	Game 5
KORNELIUSSEN N / SLETTUM JH	NOR	0	10	9	3		
PICKARD Felicity / TWOMEY Bly	GBR	3	12	11	11		
Duration:		35min	10min	12min	7min		

Match No.: 4 Table: 1

Umpires: REZAIE JAHDKON Simin (IRI) LONGEPE Louis Jean (FRA)

Player Statistics	KORNELIUSSEN N / SLETTUM JH (NOR)					Match	PICKARD F / TWOMEY B (GBR)					Match
	Game						Game					
	1	2	3	4	5		1	2	3	4	5	
Points won	10	9	3			22	12	11	11			34
Biggest lead	2	2	-			2	3	2	8			8
Points won on own serve	3	3	2			8	4	4	7			15
Points lost on own serve	8	7	4			19	7	6	1			14
Most consecutive points won	4	3	2			4	4	4	5			5
Greatest deficit overcome	-	-	-			-	2	2	-			2

Game/Match Statistics	Game					Match
	1	2	3	4	5	
Longest rally (strokes)	13	16	6			16
Average rally	5	5	4			5

**Game Progress**

1	KORNELIUSSEN N / SLETTUM JH (NOR)	0	0	*-0	0	1	2	*-3	4	4	5	*-6	6	6	7	*-7	8	8	9	*-10	10	10	*-10	10
	PICKARD F / TWOMEY B (GBR)	*-0	1	2	3	*-3	3	3	3	*-4	4	4	5	*-6	6	7	7	*-8	8	8	9	*-10	11	12
2	KORNELIUSSEN N / SLETTUM JH (NOR)	*-0	0	1	2	*-2	2	3	4	*-5	5	5	5	*-6	7	7	8	*-9	9	9	9	9	9	9
	PICKARD F / TWOMEY B (GBR)	0	1	*-1	1	2	3	*-3	3	3	4	*-5	6	6	6	*-7	7	7	8	*-9	10	11	11	11
3	KORNELIUSSEN N / SLETTUM JH (NOR)	0	0	*-0	0	1	2	*-2	2	2	2	*-2	3	3	3	3	3	3	3	3	3	3	3	3
	PICKARD F / TWOMEY B (GBR)	*-0	1	2	3	*-3	3	4	5	*-6	7	8	8	*-9	10	11	11	11	11	11	11	11	11	11

**Note:**

The "Greatest deficit overcome" only applies when the pair ends up winning the game.

**Legend:**

\*- First player of the pair is serving      -\* Second player of the pair is serving      No. Number





**Match Results**  
Résultats du match

HUSIC DAHLEN Aida (NOR) **2 - 3** GREBE Stephanie (GER)  
TVEITEN Merethe (NOR) WOLF Juliane (GER)

Game Summary		Match	Game 1	Game 2	Game 3	Game 4	Game 5
HUSIC DAHLEN A / TVEITEN M	NOR	2	5	11	11	9	5
GREBE Stephanie / WOLF Juliane	GER	3	11	7	6	11	11
Duration:		38min	5min	6min	6min	9min	7min

Match No.: 5 Table: 3

Umpires: GALLEGO David (COL) VASINOVA Karina (CZE)

Player Statistics	HUSIC DAHLEN A / TVEITEN M (NOR)						GREBE S / WOLF J (GER)					
	Game					Match	Game					Match
	1	2	3	4	5		1	2	3	4	5	
Points won	5	11	11	9	5	41	11	7	6	11	11	46
Biggest lead	1	4	5	2	2	5	6	-	1	2	6	6
Points won on own serve	3	7	4	5	2	21	6	4	2	6	5	23
Points lost on own serve	5	3	4	5	6	23	2	4	7	4	3	20
Most consecutive points won	1	2	3	2	2	3	4	2	2	3	6	6
Greatest deficit overcome	-	-	1	-	-	1	1	-	-	2	2	2

Game/Match Statistics	Game					Match
	1	2	3	4	5	
Longest rally (strokes)	8	12	10	10	16	16
Average rally	4	4	6	5	6	5

**Game Progress**

1	HUSIC DAHLEN A / TVEITEN M (NOR)	0	1	*-1	2	2	3	*-3	4	4	4	*-4	4	5	5	*-5	5	5				
	GREBE S / WOLF J (GER)	*-0	0	1	1	*-2	2	3	3	*-4	5	6	7	*-7	8	9	10	11				
2	HUSIC DAHLEN A / TVEITEN M (NOR)	*-0	1	2	2	*-3	4	4	4	*-5	5	6	7	*-7	8	8	9	*-9	10	11		
	GREBE S / WOLF J (GER)	0	0	*-0	1	1	1	*-2	3	3	4	*-4	4	5	5	*-6	6	7	7	7		
3	HUSIC DAHLEN A / TVEITEN M (NOR)	0	1	*-1	2	2	3	*-3	3	4	5	*-6	6	7	8	*-9	9	10	11			
	GREBE S / WOLF J (GER)	*-0	0	1	1	*-2	2	3	4	*-4	4	4	5	*-5	5	5	6	*-6	6			
4	HUSIC DAHLEN A / TVEITEN M (NOR)	*-0	1	1	2	*-2	3	3	4	*-5	5	5	6	*-6	7	7	7	*-7	8	9	9	9
	GREBE S / WOLF J (GER)	0	0	*-1	1	2	2	*-3	3	3	4	*-5	5	6	6	*-7	8	9	9	*-9	10	11
5	HUSIC DAHLEN A / TVEITEN M (NOR)	0	1	*-2	2	2	2	*-2	2	2	3	*-3	4	5	5	*-5	5	5				
	GREBE S / WOLF J (GER)	*-0	0	0	1	*-2	3	4	5	*-6	6	7	7	*-7	8	9	10	11				

**Note:**

The "Greatest deficit overcome" only applies when the pair ends up winning the game.

**Legend:**

\*- First player of the pair is serving      \*- Second player of the pair is serving      No. Number



**Match Results**  
Résultats du match

**HUANG Wenjuan / JIN Yucheng (CHN) 3 - 1 PICKARD Felicity / TWOMEY Bly (GBR)**

Game Summary		Match	Game 1	Game 2	Game 3	Game 4	Game 5
HUANG Wenjuan / JIN Yucheng	CHN	3	6	11	11	11	
PICKARD Felicity / TWOMEY Bly	GBR	1	11	6	3	6	
Duration:		34min	8min	8min	7min	10min	

Match No.: 6 Table: 1

Umpires: SIMON Jacky (FRA) GERSDORF Anja (GER)

Player Statistics	HUANG W / JIN Y (CHN)					Match	PICKARD F / TWOMEY B (GBR)					Match
	Game						Game					
	1	2	3	4	5		1	2	3	4	5	
Points won	6	11	11	11		39	11	6	3	6		26
Biggest lead	1	5	8	5		8	5	2	-	2		5
Points won on own serve	1	5	7	7		20	3	3	2	5		13
Points lost on own serve	8	3	1	1		13	5	6	4	4		19
Most consecutive points won	2	5	4	5		5	3	2	1	2		3
Greatest deficit overcome	-	2	-	2		2	1	-	-	-		1

Game/Match Statistics	Game					Match
	1	2	3	4	5	
Longest rally (strokes)	7	9	8	8		9
Average rally	4	4	5	4		4

**Game Progress**

1	HUANG W / JIN Y (CHN)	-*0	1	1	1	*-2	2	2	3	4	4	4	*-5	5	5	5	*-6	6	
	PICKARD F / TWOMEY B (GBR)	0	0	*-1	2	2	3	*-4	4	4	5	*-6	7	7	8	*-9	10	10	11
2	HUANG W / JIN Y (CHN)	0	0	*-0	1	1	2	*-3	4	4	5	*-5	6	6	7	*-8	9	10	11
	PICKARD F / TWOMEY B (GBR)	*-0	1	2	2	*-3	3	3	3	*-4	4	5	5	*-6	6	6	6	*-6	6
3	HUANG W / JIN Y (CHN)	-*0	1	2	3	*-3	4	5	6	*-7	7	8	8	*-9	10	11			
	PICKARD F / TWOMEY B (GBR)	0	0	*-0	0	1	1	*-1	1	1	2	*-2	3	3	3	3			
4	HUANG W / JIN Y (CHN)	0	0	*-0	1	2	2	*-2	3	4	4	*-5	6	6	7	*-8	9	10	11
	PICKARD F / TWOMEY B (GBR)	*-0	1	2	2	*-2	3	4	4	*-4	5	5	5	*-6	6	6	6	*-6	6

**Note:**

The "Greatest deficit overcome" only applies when the pair ends up winning the game.

**Legend:**

\*- First player of the pair is serving      \*- Second player of the pair is serving      No. Number



**Match Results**  
Résultats du match

GREBE Stephanie (GER) **1 - 3** HUANG Wenjuan (CHN)  
WOLF Juliane (GER) JIN Yucheng (CHN)

Game Summary		Match	Game 1	Game 2	Game 3	Game 4	Game 5
GREBE Stephanie / WOLF Juliane	GER	1	4	11	8	8	
HUANG Wenjuan / JIN Yucheng	CHN	3	11	9	11	11	
Duration:		31min	5min	6min	7min	9min	

Match No.: 7 Table: 1

Umpires: PINKEWICH Marie (AUS) RUANGVIRIYACHAI Pairuch (THA)

Player Statistics	GREBE S / WOLF J (GER)					Match	HUANG W / JIN Y (CHN)					Match
	Game						Game					
	1	2	3	4	5		1	2	3	4	5	
Points won	4	11	8	8		31	11	9	11	11		42
Biggest lead	1	3	3	4		4	7	1	3	3		7
Points won on own serve	2	5	6	5		18	5	4	7	7		23
Points lost on own serve	6	5	4	4		19	2	6	2	3		13
Most consecutive points won	1	3	3	4		4	6	3	5	6		6
Greatest deficit overcome	-	1	-	-		1	1	-	3	4		4

Game/Match Statistics	Game				Match
	1	2	3	4	
Longest rally (strokes)	10	7	10	8	10
Average rally	4	4	5	3	4

**Game Progress**

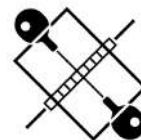
1	GREBE S / WOLF J (GER)	*-0	1	1	2	*-2	2	2	3	*-3	3	3	3	*-3	3	4	4					
	HUANG W / JIN Y (CHN)	0	0	*-1	1	2	3	*-4	4	5	6	*-7	8	9	10	*-10	11					
2	GREBE S / WOLF J (GER)	0	1	*-2	3	3	3	*-3	4	4	5	*-6	6	6	6	*-7	8	8	8	*-9	10	11
	HUANG W / JIN Y (CHN)	*-0	0	0	0	*-1	2	3	3	*-4	4	4	5	*-6	7	7	7	*-8	9	9	9	9
3	GREBE S / WOLF J (GER)	*-0	1	2	2	*-3	3	4	4	*-4	5	6	7	*-7	7	7	7	*-7	8	8	8	8
	HUANG W / JIN Y (CHN)	0	0	*-0	1	1	2	*-2	3	4	4	*-4	4	5	6	*-7	8	9	9	*-10	11	11
4	GREBE S / WOLF J (GER)	0	1	*-2	3	4	4	*-4	4	4	4	*-4	5	6	6	*-6	7	7	7	*-8	8	8
	HUANG W / JIN Y (CHN)	*-0	0	0	0	*-0	1	2	3	*-4	5	6	6	*-6	7	8	8	*-9	10	10	10	11

**Note:**

The "Greatest deficit overcome" only applies when the pair ends up winning the game.

**Legend:**

\*- First player of the pair is serving      -\* Second player of the pair is serving      No. Number



### Tournament Statistics

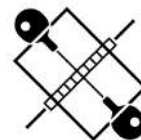
Statistiques du tournoi

As of FRI 30 AUG 2024

Statistics	Quarterfinals	Semifinals	Finals	Total
<b>Matches</b> Total	4	2	1	7
Game Margin: 3:0	2 50%			2 29%
3:1	2 50%	1 50%	1 100%	4 57%
3:2		1 50%		1 14%
Invalid Results Mark				
Duration: Total	1h58min	1h12min	31min	3h41min
Longest	35min	38min	31min	38min
Shortest	22min	34min	31min	22min
Average	30min	36min	31min	32min
<b>Games</b> Total	14	9	4	27
Point Margin: 11				
10				
9				
8	1 7%	1 11%		2 7%
7	2 14%		1 25%	3 11%
6		2 22%		2 7%
5	4 29%	4 44%		8 30%
4		1 11%		1 4%
3	3 21%		2 50%	5 19%
2	4 29%	1 11%	1 25%	6 22%
Invalid Results Mark				
Duration: Total	1h42min	1h6min	27min	3h15min
Longest	12min	10min	9min	12min
Shortest	5min	5min	5min	5min
Average	7min	7min	7min	7min
<b>Points</b> Total	255	152	73	480
Per game	18.21	16.89	18.25	17.78
Most consecutive won	10	6	6	10
Greatest deficit overcome	3	2	4	4
Longest rally	16	16	10	16
Average rally	4	5	4	4

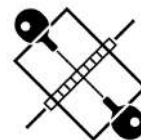
**Note:**

The "Greatest deficit overcome" only applies when the pair ends up winning the game.



**Entry List by Event**  
Liste d'inscriptions par épreuve  
As of SAT 24 AUG 2024

<b>NPC</b>	<b>Name</b>	<b>Sport Class</b>	<b>Date of Birth</b>
<b>AUS - Australia</b>	LEI Li Na	Class 9	19 FEB 1988
	YANG Qian	Class 10	17 JUN 1996
<b>BRA - Brazil</b>	ALEXANDRE Bruna	Class 10	29 MAR 1995
	RAUEN Danielle	Class 9	18 DEC 1997
	KELMER Sophia	Class 8	13 DEC 2007
	PARINOS Jennyfer	Class 9	22 FEB 1996
<b>CHN - China</b>	HOU Chunxiao	Class 10	4 AUG 1988
	XIONG Guiyan	Class 9	6 MAR 1976
	LIU Meng	Class 9	20 OCT 1996
	MAO Jingdian	Class 9	27 FEB 1995
<b>HUN - Hungary</b>	ARLOY Zsofia	Class 8	5 SEP 1981
	SZVITACS Alexa	Class 9	1 AUG 1990
<b>POL - Poland</b>	PARTYKA Natalia	Class 10	27 JUL 1989
	PEK Karolina	Class 9	8 FEB 1998
<b>SWE - Sweden</b>	HANDEN Anja	Class 10	28 DEC 2003
	SAND Smilla	Class 7	19 FEB 2002
<b>TPE - Chinese Taipei</b>	LIN Tzu Yu	Class 10	23 JUN 2000
	TIAN Shiau Wen	Class 10	14 DEC 1999
<b>TUR - Türkiye</b>	DEMIR Merve	Class 10	6 SEP 2001
	KAVAS Neslihan	Class 9	29 AUG 1987
<b>UKR - Ukraine</b>	LYTOVCHENKO Maryna	Class 6	26 MAY 1991
	SHYNKAROVA Iryna	Class 9	10 MAR 2005



**Draw**  
Tableau d'élimination

Round of 16	NPC Code	Quarterfinals	Semifinals	Finals	
LIN TY / TIAN SW	TPE	LIN TY / TIAN SW	LIN TY / TIAN SW 3-0 (11:7, 11:6, 11:8)	LIN TY / TIAN SW 3-0 (11:7, 11:6, 11:4)	
BYE					
HANDEN A / SAND S	SWE	DEMIR M / KAVAS N 3-0 (11:5, 11:9, 11:4)	LIN TY / TIAN SW 3-0 (11:7, 11:6, 11:8)	LIN TY / TIAN SW 3-0 (11:7, 11:6, 11:4)	
DEMIR M / KAVAS N	TUR				
HOU C / XIONG G	CHN	HOU C / XIONG G 3-0 (11:1, 11:5, 11:7)	PARTYKA N / PEK K 3-2 (9:11, 9:11, 13:11, 11:2, 11:9)	LIN TY / TIAN SW 3-0 (11:7, 11:6, 11:4)	
KELMER S / PARINOS J	BRA				
BYE		PARTYKA N / PEK K	PARTYKA N / PEK K 3-2 (9:11, 9:11, 13:11, 11:2, 11:9)	LIN TY / TIAN SW 3-0 (11:7, 11:6, 11:4)	
PARTYKA N / PEK K	POL				
ALEXANDRE / RAUEN D	BRA	ALEXANDRE / RAUEN D	ALEXANDRE / RAUEN D 3-0 (11:4, 11:2, 11:3)	LEI LN / YANG Q 3-0 (11:8, 11:9, 12:10)	
BYE					
BYE		LYTOVCHEN. / SHYNKAROVA	ALEXANDRE / RAUEN D 3-0 (11:4, 11:2, 11:3)	LEI LN / YANG Q 3-0 (11:8, 11:9, 12:10)	
LYTOVCHEN. / SHYNKAROVA	UKR				
LIU M / MAO J	CHN	LIU M / MAO J 3-2 (11:9, 10:12, 11:7, 8:11, 11:9)	LEI LN / YANG Q 3-0 (11:8, 13:11, 11:4)	LEI LN / YANG Q 3-0 (11:8, 11:9, 12:10)	
ARLOY Z / SZVITACS A	HUN				
BYE		LEI LN / YANG Q	LEI LN / YANG Q 3-0 (11:8, 13:11, 11:4)	LEI LN / YANG Q 3-0 (11:8, 11:9, 12:10)	
LEI LN / YANG Q	AUS				
					<b>Final Ranking</b>
					<b>Rank</b>
					<b>Pair</b>
					<b>NPC Code</b>
					1 LEI LN / YANG Q AUS
					2 LIN TY / TIAN SW TPE
					3 ALEXANDRE / RAUEN D BRA
					3 PARTYKA N / PEK K POL
					5 HOU C / XIONG G CHN
					5 LIU M / MAO J CHN
					5 DEMIR M / KAVAS N TUR
					5 LYTOVCHEN. / SHYNKA UKR
					9 KELMER S / PARINOS J BRA
					9 ARLOY Z / SZVITACS A HUN
					9 HANDEN A / SAND S SWE
					<b>GOLD</b>
					LEI LN / YANG Q
					3-1 (11:7, 11:6, 3:11, 12:10)
					<b>SILVER</b>
					LIN TY / TIAN SW
					<b>BRONZE</b>
					ALEXANDRE / RAUEN D
					PARTYKA N / PEK K



**Match Results**  
Résultats du match

HANDEN Anja / SAND Smilla (SWE) **0 - 3** DEMIR Merve / KAVAS Neslihan (TUR)

Game Summary		Match	Game 1	Game 2	Game 3	Game 4	Game 5
HANDEN Anja / SAND Smilla	SWE	0	5	9	4		
DEMIR Merve / KAVAS Neslihan	TUR	3	11	11	11		
Duration:		19min	4min	6min	5min		

Match No.: 1 Table: 3

Umpires: PURCELL Tom (GBR) PARMENTELAT Tamara (FRA)

Player Statistics	HANDEN A / SAND S (SWE)					Match	DEMIR M / KAVAS N (TUR)					Match
	Game						Game					
	1	2	3	4	5		1	2	3	4	5	
Points won	5	9	4			18	11	11	11			33
Biggest lead	-	3	-			3	6	5	7			7
Points won on own serve	4	5	2			11	7	6	5			18
Points lost on own serve	4	5	6			15	1	4	2			7
Most consecutive points won	2	4	1			4	5	5	3			5
Greatest deficit overcome	-	-	-			-	-	3	-			3

Game/Match Statistics	Game					Match
	1	2	3	4	5	
Longest rally (strokes)	6	8	5			8
Average rally	4	4	3			4

**Game Progress**

1	HANDEN A / SAND S (SWE)	0	0	*-0	1	2	2	*-2	2	2	2	*-3	3	4	4	*-4	5	5
	DEMIR M / KAVAS N (TUR)	*-0	1	2	2	*-2	3	4	5	*-6	7	7	8	*-8	9	10	10	11
2	HANDEN A / SAND S (SWE)	0	1	*-2	3	3	*-3	3	4	4	*-4	4	4	4	*-5	6	7	8
	DEMIR M / KAVAS N (TUR)	*-0	0	0	0	*-1	2	3	4	*-4	5	6	7	*-8	9	9	9	*-9
3	HANDEN A / SAND S (SWE)	*-0	0	0	1	*-1	1	1	2	*-2	2	3	3	*-3	3	4	4	
	DEMIR M / KAVAS N (TUR)	0	1	*-2	2	3	4	*-5	5	6	7	*-7	8	9	10	*-10	11	

**Note:**  
The "Greatest deficit overcome" only applies when the pair ends up winning the game.

**Legend:**  
\*- First player of the pair is serving      \*- Second player of the pair is serving      No. Number



**Match Results**  
Résultats du match

**HOU Chunxiao / XIONG Guiyan (CHN) 3 - 0 KELMER Sophia / PARINOS Jennyfer (BRA)**

Game Summary		Match	Game 1	Game 2	Game 3	Game 4	Game 5
HOU Chunxiao / XIONG Guiyan	CHN	3	11	11	11		
KELMER Sophia / PARINOS Jennyfer	BRA	0	1	5	7		
Duration:		18min	4min	6min	6min		

Match No.: 2 Table: 3

Umpires: DECLOMESNIL Yohan (FRA) MIKITA Darek (CAN)

Player Statistics	HOU C / XIONG G (CHN)					Match	KELMER S / PARINOS J (BRA)					Match
	Game						Game					
	1	2	3	4	5		1	2	3	4	5	
Points won	11	11	11			33	1	5	7			13
Biggest lead	10	6	4			10	-	-	2			2
Points won on own serve	6	4	4			14	1	1	3			5
Points lost on own serve	0	4	4			8	5	7	7			19
Most consecutive points won	8	4	4			8	1	3	3			3
Greatest deficit overcome	-	-	2			2	-	-	-			-

Game/Match Statistics	Game					Match
	1	2	3	4	5	
Longest rally (strokes)	8	9	7			9
Average rally	4	4	3			4

**Game Progress**

1	<b>HOU C / XIONG G (CHN)</b>	0	1	*-2	3	4	5	*-6	7	8	8	*-9	10	11						
	KELMER S / PARINOS J (BRA)	*-0	0	0	0	*-0	0	0	0	*-0	1	1	1	1						
2	<b>HOU C / XIONG G (CHN)</b>	*-0	1	2	3	*-4	4	4	4	*-5	5	6	7	*-8	8	9	10	11		
	KELMER S / PARINOS J (BRA)	0	0	*-0	0	0	1	*-2	3	3	4	*-4	4	4	5	*-5	5	5		
3	<b>HOU C / XIONG G (CHN)</b>	0	1	*-2	2	2	2	*-3	3	3	4	*-4	5	6	7	*-7	8	9	10	11
	KELMER S / PARINOS J (BRA)	*-0	0	0	1	*-2	3	3	4	*-5	5	6	6	*-6	6	7	7	*-7	7	7

**Note:**  
The "Greatest deficit overcome" only applies when the pair ends up winning the game.

**Legend:**  
\*- First player of the pair is serving      \*- Second player of the pair is serving      No. Number





**Match Results**  
Résultats du match

**LIU Meng / MAO Jingdian (CHN) 3 - 2 ARLOY Zsofia / SZVITACS Alexa (HUN)**

Game Summary		Match	Game 1	Game 2	Game 3	Game 4	Game 5
LIU Meng / MAO Jingdian	CHN	3	11	10	11	8	11
ARLOY Zsofia / SZVITACS Alexa	HUN	2	9	12	7	11	9
Duration:		42min	7min	9min	6min	7min	9min

Match No.: 3 Table: 5

Umpires: RUANGVIRIYACHAI Pairuch (THA) PINKEWICH Marie (AUS)

Player Statistics	LIU M / MAO J (CHN)						ARLOY Z / SZVITACS A (HUN)					
	Game					Match	Game					Match
	1	2	3	4	5		1	2	3	4	5	
Points won	11	10	11	8	11	51	9	12	7	11	9	48
Biggest lead	2	-	4	-	3	4	2	3	-	4	1	4
Points won on own serve	3	4	10	4	7	28	2	5	7	6	6	26
Points lost on own serve	7	7	0	5	3	22	8	6	1	4	4	23
Most consecutive points won	2	3	3	2	3	3	2	3	2	2	3	3
Greatest deficit overcome	2	-	-	-	1	2	-	-	-	-	-	-

Game/Match Statistics	Game					Match
	1	2	3	4	5	
Longest rally (strokes)	7	7	7	7	7	7
Average rally	4	4	4	4	4	4

**Game Progress**

1	LIU M / MAO J (CHN)	*-0	0	0	1	*-2	2	3	3	*-4	5	5	6	*-7	7	7	8	*-9	9	10	10	11		
	ARLOY Z / SZVITACS A (HUN)	0	1	*-2	2	2	3	*-3	4	4	4	*-5	5	5	6	*-7	7	7	8	*-8	9	9		
2	LIU M / MAO J (CHN)	0	0	*-0	0	1	2	*-2	3	3	4	*-5	5	5	6	*-6	6	7	8	*-9	9	10	*-10	10
	ARLOY Z / SZVITACS A (HUN)	*-0	1	2	3	*-3	3	4	4	*-5	5	5	6	*-7	7	8	9	*-9	9	9	10	*-10	11	12
3	LIU M / MAO J (CHN)	*-0	1	2	2	*-2	3	4	4	*-4	5	6	7	*-7	8	9	9	*-9	10	11				
	ARLOY Z / SZVITACS A (HUN)	0	0	*-0	1	2	2	*-2	3	4	4	*-4	4	5	5	*-5	6	7	7	7				
4	LIU M / MAO J (CHN)	0	0	*-0	1	1	1	*-2	2	2	3	*-4	4	5	5	*-5	6	7	7	*-8	8			
	ARLOY Z / SZVITACS A (HUN)	*-0	1	2	2	*-3	4	4	5	*-6	6	6	7	*-7	8	9	9	*-9	10	10	11			
5	LIU M / MAO J (CHN)	*-0	1	2	2	*-2	3	4	4	*-5	6	6	6	*-6	7	7	8	*-8	8	9	10	11		
	ARLOY Z / SZVITACS A (HUN)	0	0	*-0	1	2	2	*-2	3	3	3	*-4	5	6	6	*-7	7	8	9	*-9	9	9		

**Note:**  
The "Greatest deficit overcome" only applies when the pair ends up winning the game.

**Legend:**  
\*- First player of the pair is serving      \*- Second player of the pair is serving      No. Number



**Match Results**  
Résultats du match

**LIN Tzu Yu / TIAN Shiau Wen (TPE) 3 - 0 DEMIR Merve / KAVAS Neslihan (TUR)**

Game Summary		Match	Game 1	Game 2	Game 3	Game 4	Game 5
LIN Tzu Yu / TIAN Shiau Wen	TPE	3	11	11	11		
DEMIR Merve / KAVAS Neslihan	TUR	0	7	6	8		
Duration:		21min	7min	5min	8min		

Match No.: 4 Table: 3

Umpires: LABRUE Jacques (FRA) BONG Mijung (KOR)

Player Statistics	LIN TY / TIAN SW (TPE)					Match	DEMIR M / KAVAS N (TUR)					Match
	Game						Game					
	1	2	3	4	5		1	2	3	4	5	
Points won	11	11	11			33	7	6	8			21
Biggest lead	4	5	4			5	2	1	1			2
Points won on own serve	8	6	6			20	5	4	4			13
Points lost on own serve	2	2	4			8	3	5	5			13
Most consecutive points won	3	3	4			4	3	1	3			3
Greatest deficit overcome	2	1	1			2	-	-	-			-

Game/Match Statistics	Game					Match
	1	2	3	4	5	
Longest rally (strokes)	7	5	5			7
Average rally	3	3	4			3

**Game Progress**

1	LIN TY / TIAN SW (TPE)	*-0	1	1	1	*-1	2	3	4	*-4	5	6	7	*-7	7	8	8	*-9	10	11	
	DEMIR M / KAVAS N (TUR)	0	0	*-1	2	3	3	*-3	3	4	4	*-4	4	5	6	*-6	7	7	7	7	
2	LIN TY / TIAN SW (TPE)	0	0	*-1	2	2	3	*-3	4	5	5	*-6	7	7	8	*-8	9	10	11		
	DEMIR M / KAVAS N (TUR)	*-0	1	1	1	*-2	2	3	3	*-3	4	4	4	*-5	5	6	6	*-6	6		
3	LIN TY / TIAN SW (TPE)	*-0	0	1	2	*-3	3	3	4	*-5	6	7	7	*-7	7	8	8	*-8	9	10	11
	DEMIR M / KAVAS N (TUR)	0	1	*-1	1	1	2	*-3	3	3	3	*-3	4	5	6	*-6	7	8	8	*-8	8

**Note:**

The "Greatest deficit overcome" only applies when the pair ends up winning the game.

**Legend:**

\*- First player of the pair is serving      \*- Second player of the pair is serving      No. Number



### Match Results

Résultats du match

HOU Chunxiao / XIONG Guiyan (CHN) **2 - 3** PARTYKA Natalia / PEK Karolina (POL)

Game Summary		Match	Game 1	Game 2	Game 3	Game 4	Game 5
HOU Chunxiao / XIONG Guiyan	CHN	2	11	11	11	2	9
PARTYKA Natalia / PEK Karolina	POL	3	9	9	13	11	11
Duration:		44min	7min	8min	10min	5min	10min

Match No.: 5 Table: 1

Umpires: KLECKER Roman (CZE) COME Corinne (FRA)

Player Statistics	HOU C / XIONG G (CHN)						PARTYKA N / PEK K (POL)					
	Game					Match	Game					Match
	1	2	3	4	5		1	2	3	4	5	
Points won	11	11	11	2	9	44	9	9	13	11	11	53
Biggest lead	3	3	1	-	-	3	1	1	3	9	3	9
Points won on own serve	5	8	7	1	4	25	4	7	8	6	5	30
Points lost on own serve	5	2	5	5	6	23	6	3	4	1	5	19
Most consecutive points won	4	4	3	1	2	4	4	3	4	8	3	8
Greatest deficit overcome	1	1	-	-	-	1	-	-	1	-	-	1

Game/Match Statistics	Game					Match
	1	2	3	4	5	
Longest rally (strokes)	10	7	11	10	11	11
Average rally	4	5	5	4	6	5

#### Game Progress

1	HOU C / XIONG G (CHN)	*-0	0	1	2	*-2	2	3	4	*-5	6	6	6	*-6	6	7	8	*-9	10	10	10	11		
	PARTYKA N / PEK K (POL)	0	1	*-1	1	2	3	*-3	3	3	3	*-4	5	6	7	*-7	7	7	7	*-8	9	9		
2	HOU C / XIONG G (CHN)	0	0	*-1	2	3	4	*-4	5	5	5	*-5	6	7	7	*-7	7	8	9	*-9	10	11		
	PARTYKA N / PEK K (POL)	*-0	1	1	1	*-1	1	2	2	*-3	4	5	5	*-5	6	7	8	*-8	8	9	9	9		
3	HOU C / XIONG G (CHN)	*-0	0	1	2	*-2	3	3	3	*-3	3	4	5	*-5	6	7	7	*-7	8	8	9	*-10	11	*-11
	PARTYKA N / PEK K (POL)	0	1	*-1	1	2	2	*-3	4	5	6	*-6	6	7	7	*-7	8	9	9	*-10	10	10	*-10	11
		11	11																					
		*-12	13																					
4	HOU C / XIONG G (CHN)	0	0	*-1	1	1	1	*-1	1	1	1	*-1	2	2	2									
	PARTYKA N / PEK K (POL)	*-0	1	1	2	*-3	4	5	6	*-7	8	9	9	*-10	11									
5	HOU C / XIONG G (CHN)	*-0	0	0	0	*-1	2	2	2	*-3	4	4	4	*-5	6	6	6	*-7	8	8	9	9		
	PARTYKA N / PEK K (POL)	0	1	*-2	3	3	3	*-4	5	5	5	*-6	7	7	7	*-8	9	9	9	*-10	10	11		

#### Note:

The "Greatest deficit overcome" only applies when the pair ends up winning the game.

#### Legend:

\*- First player of the pair is serving      \*- Second player of the pair is serving      No. Number



### Match Results

Résultats du match

**ALEXANDRE Bruna** (BRA) **3 - 0** **LYTOVCHENKO Maryna** (UKR)  
**RAUEN Danielle** (BRA) **SHYNKAROVA Iryna** (UKR)

Game Summary		Match	Game 1	Game 2	Game 3	Game 4	Game 5
<b>ALEXANDRE B / RAUEN D</b>	<b>BRA</b>	<b>3</b>	11	11	11		
<b>LYTOVCHENKO M / SHYNKAROVA I</b>	<b>UKR</b>	<b>0</b>	4	2	3		
Duration:		<b>17min</b>	6min	5min	5min		

Match No.: 6 Table: 1

Umpires: SIMON Jacky (FRA) GERSDORF Anja (GER)

Player Statistics	ALEXANDRE B / RAUEN D (BRA)					Match	LYTOVCHENKO M / SHYNKAROVA I (UKR)					Match	
	Game						Match	Game					
	1	2	3	4	5			1	2	3	4		5
Points won	11	11	11			<b>33</b>	4	2	3			<b>9</b>	
Biggest lead	7	9	8			<b>9</b>	2	-	-			<b>2</b>	
Points won on own serve	7	7	4			<b>18</b>	4	2	1			<b>7</b>	
Points lost on own serve	0	0	2			<b>2</b>	4	4	7			<b>15</b>	
Most consecutive points won	6	7	7			<b>7</b>	2	1	1			<b>2</b>	
Greatest deficit overcome	2	-	-			<b>2</b>	-	-	-			<b>-</b>	

Game/Match Statistics	Game					Match
	1	2	3	4	5	
Longest rally (strokes)	9	10	7			<b>10</b>
Average rally	5	6	4			<b>5</b>

#### Game Progress

1	<b>ALEXANDRE B / RAUEN D (BRA)</b>	0	0	*-0	1	2	3	*-3	4	5	5	*-6	7	8	9	*-10	11
	LYTOVCHENKO M / SHYNKAROVA I (UKR)	*-0	1	2	2	*-2	2	3	3	*-3	4	4	4	*-4	4	4	4
2	<b>ALEXANDRE B / RAUEN D (BRA)</b>	*-0	1	2	3	*-4	5	6	7	*-7	8	9	9	*-10	11		
	LYTOVCHENKO M / SHYNKAROVA I (UKR)	0	0	*-0	0	0	0	*-0	0	1	1	*-1	2	2	2		
3	<b>ALEXANDRE B / RAUEN D (BRA)</b>	0	1	*-2	3	4	5	*-6	7	7	8	*-9	9	10	10	11	
	LYTOVCHENKO M / SHYNKAROVA I (UKR)	*-0	0	0	0	*-0	0	0	0	*-1	1	1	2	*-2	3	3	

#### Note:

The "Greatest deficit overcome" only applies when the pair ends up winning the game.

#### Legend:

\*- First player of the pair is serving      -\* Second player of the pair is serving      No. Number





**Match Results**  
Résultats du match

**LIN Tzu Yu / TIAN Shiau Wen (TPE) 3 - 0 PARTYKA Natalia / PEK Karolina (POL)**

Game Summary		Match	Game 1	Game 2	Game 3	Game 4	Game 5
LIN Tzu Yu / TIAN Shiau Wen	TPE	3	11	11	11		
PARTYKA Natalia / PEK Karolina	POL	0	7	6	4		
Duration:		23min	7min	7min	7min		

Match No.: 8 Table: 5

Umpires: LABRUE Jacques (FRA) RUANGVIRIYACHAI Pairuch (THA)

Player Statistics	LIN TY / TIAN SW (TPE)					Match	PARTYKA N / PEK K (POL)					Match
	Game						Game					
	1	2	3	4	5		1	2	3	4	5	
Points won	11	11	11			33	7	6	4			17
Biggest lead	6	5	8			8	1	-	-			1
Points won on own serve	6	5	5			16	5	2	2			9
Points lost on own serve	2	4	2			8	5	6	6			17
Most consecutive points won	7	4	8			8	2	2	4			4
Greatest deficit overcome	1	-	-			1	-	-	-			-

Game/Match Statistics	Game					Match
	1	2	3	4	5	
Longest rally (strokes)	8	6	9			9
Average rally	4	4	3			4

**Game Progress**

1	LIN TY / TIAN SW (TPE)	0	1	*1	1	2	2	*3	4	5	6	*7	8	9	9	*9	10	10	10	11
	PARTYKA N / PEK K (POL)	*0	0	1	2	*2	3	3	3	*3	3	3	3	*3	4	5	5	*6	7	7
2	LIN TY / TIAN SW (TPE)	*0	1	1	2	*3	4	4	4	*5	6	6	6	*7	7	8	9	*10	11	
	PARTYKA N / PEK K (POL)	0	0	*1	1	1	1	*2	3	3	3	*4	5	5	6	*6	6	6	6	
3	LIN TY / TIAN SW (TPE)	0	1	*2	3	4	5	*6	7	8	8	*8	8	8	9	*10	11			
	PARTYKA N / PEK K (POL)	*0	0	0	0	*0	0	0	0	*0	1	2	3	*4	4	4	4			

**Note:**

The "Greatest deficit overcome" only applies when the pair ends up winning the game.

**Legend:**

\*- First player of the pair is serving      \*- Second player of the pair is serving      No. Number



**Match Results**  
Résultats du match

ALEXANDRE Bruna (BRA)      **0 - 3**      LEI Li Na (AUS)  
RAUEN Danielle (BRA)                                    YANG Qian (AUS)

Game Summary		Match	Game 1	Game 2	Game 3	Game 4	Game 5
ALEXANDRE Bruna / RAUEN Danielle	BRA	0	8	9	10		
LEI Li Na / YANG Qian	AUS	3	11	11	12		
Duration:		24min	6min	7min	9min		

Match No.: 9 Table: 1

Umpires: KLECKER Roman (CZE) GHACHEM Najeh (TUN)

Player Statistics	ALEXANDRE B / RAUEN D (BRA)					Match	LEI LN / YANG Q (AUS)					Match
	Game						Game					
	1	2	3	4	5		1	2	3	4	5	
Points won	8	9	10			27	11	11	12			34
Biggest lead	3	-	-			3	3	3	3			3
Points won on own serve	4	3	4			11	5	4	5			14
Points lost on own serve	6	7	7			20	4	6	6			16
Most consecutive points won	3	2	2			3	4	2	3			4
Greatest deficit overcome	-	-	-			-	3	-	-			3

Game/Match Statistics	Game					Match
	1	2	3	4	5	
Longest rally (strokes)	7	8	11			11
Average rally	4	4	5			4

**Game Progress**

1	ALEXANDRE B / RAUEN D (BRA)	*0	0	1	2	*2	3	3	4	*5	6	6	6	*6	7	7	8	*8	8	8	8			
	LEI LN / YANG Q (AUS)	0	1	*1	1	2	2	*3	3	3	3	*4	5	6	6	*7	7	8	9	*10	11			
2	ALEXANDRE B / RAUEN D (BRA)	0	0	*0	1	1	2	*2	2	3	4	*4	5	5	6	*7	7	7	8	*9	9	9		
	LEI LN / YANG Q (AUS)	*0	1	2	2	*3	3	4	5	*5	5	6	6	*7	7	7	8	*9	9	9	10	11		
3	ALEXANDRE B / RAUEN D (BRA)	*0	0	1	1	*2	2	2	2	*3	4	4	5	*5	6	6	6	*7	8	8	9	*10	10	10
	LEI LN / YANG Q (AUS)	0	1	*1	2	2	3	*4	5	5	5	*6	6	7	7	*8	9	9	9	*10	10	10	*11	12

**Note:**  
The "Greatest deficit overcome" only applies when the pair ends up winning the game.

**Legend:**  
\*- First player of the pair is serving      \*- Second player of the pair is serving      No.      Number



**Match Results**  
Résultats du match

LIN Tzu Yu / TIAN Shiau Wen (TPE) **1 - 3** LEI Li Na / YANG Qian (AUS)

Game Summary		Match	Game 1	Game 2	Game 3	Game 4	Game 5
LIN Tzu Yu / TIAN Shiau Wen	TPE	1	7	6	11	10	
LEI Li Na / YANG Qian	AUS	3	11	11	3	12	
Duration:		29min	6min	6min	5min	10min	

Match No.: 10 Table: 1

Umpires: FOUCHARD Frederic (FRA) COME Corinne (FRA)

Player Statistics	LIN TY / TIAN SW (TPE)					Match	LEI LN / YANG Q (AUS)					Match
	Game						Game					
	1	2	3	4	5		1	2	3	4	5	
Points won	7	6	11	10		34	11	11	3	12		37
Biggest lead	-	2	8	2		8	4	5	-	2		5
Points won on own serve	3	4	6	5		18	4	7	1	6		18
Points lost on own serve	7	4	2	6		19	4	2	5	5		16
Most consecutive points won	4	3	5	2		5	4	5	1	3		5
Greatest deficit overcome	-	-	-	-		-	-	2	-	2		2

Game/Match Statistics	Game				Match
	1	2	3	4	
Longest rally (strokes)	7	9	6	11	11
Average rally	5	5	4	6	5

**Game Progress**

1	LIN TY / TIAN SW (TPE)	*-0	0	0	1	*-1	1	1	2	*-2	3	4	5	*-6	6	7	7	*-7	7	7				
	LEI LN / YANG Q (AUS)	0	1	*-2	2	3	4	*-5	5	6	6	*-6	6	6	7	*-7	8	9	10	11				
2	LIN TY / TIAN SW (TPE)	0	0	*-1	2	3	3	*-3	3	4	5	*-5	5	5	5	*-5	6	6	6	6				
	LEI LN / YANG Q (AUS)	*-0	1	1	1	*-1	2	3	4	*-4	4	5	6	*-7	8	9	9	*-10	11	11				
3	LIN TY / TIAN SW (TPE)	*-0	1	2	3	*-4	5	5	6	*-7	8	9	9	*-10	10	11								
	LEI LN / YANG Q (AUS)	0	0	*-0	0	0	0	*-1	1	1	1	*-1	2	2	3	3								
4	LIN TY / TIAN SW (TPE)	0	0	*-1	2	2	2	*-2	3	4	4	*-5	6	6	7	*-8	8	8	8	*-9	9	10	*-10	10
	LEI LN / YANG Q (AUS)	*-0	1	1	1	*-2	3	4	4	*-4	5	5	5	*-6	6	6	7	*-8	9	9	10	*-10	11	12

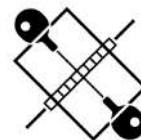
**Note:**

The "Greatest deficit overcome" only applies when the pair ends up winning the game.

**Legend:**

\*- First player of the pair is serving      \*- Second player of the pair is serving      No. Number





### Tournament Statistics

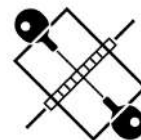
Statistiques du tournoi

As of SAT 31 AUG 2024

Statistics	Round of 16	Quarterfinals	Semifinals	Finals	Total
<b>Matches</b> Total	3	4	2	1	10
Game Margin: 3:0	2 67%	3 75%	2 100%		7 70%
3:1				1 100%	1 10%
3:2	1 33%	1 25%			2 20%
Invalid Results Mark					
Duration: Total	1h19min	1h45min	47min	29min	4h20min
Longest	42min	44min	24min	29min	44min
Shortest	18min	17min	23min	29min	17min
Average	26min	26min	24min	29min	26min
<b>Games</b> Total	11	14	6	4	35
Point Margin: 11					
10	1 9%				1 3%
9		2 14%			2 6%
8		1 7%		1 25%	2 6%
7	1 9%	2 14%	1 17%		4 11%
6	2 18%				2 6%
5		1 7%	1 17%	1 25%	3 9%
4	2 18%	1 7%	1 17%	1 25%	5 14%
3	1 9%	2 14%	1 17%		4 11%
2	4 36%	5 36%	2 33%	1 25%	12 34%
Invalid Results Mark					
Duration: Total	1h9min	1h38min	43min	27min	3h57min
Longest	9min	10min	9min	10min	10min
Shortest	4min	5min	6min	5min	4min
Average	6min	7min	7min	7min	7min
<b>Points</b> Total	196	251	111	71	629
Per game	17.82	17.93	18.50	17.75	17.97
Most consecutive won	8	8	8	5	8
Greatest deficit overcome	3	2	3	2	3
Longest rally	9	11	11	11	11
Average rally	4	4	4	5	4

**Note:**

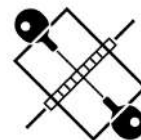
The "Greatest deficit overcome" only applies when the pair ends up winning the game.



**Entry List by Event**  
Liste d'inscriptions par épreuve  
As of MON 26 AUG 2024

**REVISED**  
26 AUG 9:37

NPC	Name	Gender	Sport Class	Date of Birth
ARG - Argentina	ROMERO Elias	M	Class 5	5 NOV 1999
	GARRONE Coty	F	Class 2	22 OCT 1996
AUS - Australia	CHEN Jessy	M	Class 3	5 JAN 1990
	di TORO Daniela	F	Class 4	16 OCT 1974
	ADDIS Christopher	M	Class 4	8 SEP 1988
	SANDS Hayley	F	Class 2	13 MAR 2000
BRA - Brazil	ARABIAN Lucas	M	Class 5	4 MAY 2006
	OLIVEIRA Catia	F	Class 2	12 JUN 1991
CHI - Chile	FLORES Luis	M	Class 2	30 OCT 1987
	LEONELLI Tamara	F	Class 5	5 JUN 1997
CHN - China	FENG Panfeng	M	Class 3	20 DEC 1989
	ZHOU Ying	F	Class 4	23 DEC 1988
	ZHAI Xiang	M	Class 3	3 DEC 1992
	GU Xiaodan	F	Class 4	8 APR 1999
EGY - Egypt	RAMADAN Khaled	M	Class 3	21 OCT 1967
	ELSHAMY Fawzia	F	Class 3	20 JAN 1997
FRA - France	MERRIEN Florian	M	Class 3	21 NOV 1984
	VAUTIER Flora	F	Class 4	3 NOV 2004
	LAMIRAULT Fabien	M	Class 2	17 MAR 1980
	SAINT-PIERRE Alexandra	F	Class 5	18 MAY 1998
GBR - Great Britain	MATTHEWS Thomas	M	Class 1	19 AUG 1992
	SHACKLETON Megan	F	Class 4	21 MAR 1999
GER - Germany	BRUECHLE Thomas	M	Class 3	29 JUL 1976
	MIKOLASCHEK Sandra	F	Class 4	18 JUN 1997
	BAUS Valentin	M	Class 5	14 DEC 1995
	SPEGEL Jana	F	Class 2	4 MAY 2003
ITA - Italy	CROSARA Federico	M	Class 2	15 SEP 1977
	RAGAZZINI Carlotta	F	Class 3	15 SEP 2001
KOR - Korea	KIM Jung-Gil	M	Class 4	28 MAY 1986
	YOON Jiyu	F	Class 3	28 DEC 2000
	KIM Young-Gun	M	Class 4	24 NOV 1984
	LEE Mi Gyu	F	Class 3	4 NOV 1988
POL - Poland	CZUPER Rafal	M	Class 2	19 FEB 1988
	BUCLAW Dorota	F	Class 1	16 OCT 1977
SVK - Slovakia	TRAVNICEK Boris	M	Class 4	19 MAY 1998
	KANOVA Alena	F	Class 3	29 MAR 1980



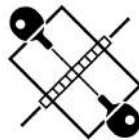
**Entry List by Event**  
Liste d'inscriptions par épreuve  
As of MON 26 AUG 2024

**REVISED**  
26 AUG 9:37

NPC	Name	Gender	Sport Class	Date of Birth
THA - Thailand	GLINBANCHEUN Yuttajak	M	Class 3	20 DEC 1996
	JAION Wijitra	F	Class 4	5 AUG 1989
TUR - Türkiye	OZTURK Abdullah	M	Class 4	1 OCT 1989
	DUMAN Hatice	F	Class 3	12 AUG 1994

**REVISED**

BRA: Name has been updated.



**Draw**  
Tableau d'élimination

Round of 32	NPC Code	Round of 16	Quarterfinals	Semifinals	Finals	
FENG P / ZHOU Y	CHN	FENG P / ZHOU Y	FENG P / ZHOU Y	FENG P / ZHOU Y	FENG P / ZHOU Y	<b>Final Ranking</b> <b>Rank</b> <b>Pair</b> <b>NPC Code</b> 1 FENG P / ZHOU Y   CHN 2 GLINBANCH. / JAION W   THA 3 ZHAI X / GU X   CHN 3 MERRIEN F / VAUTIER F   FRA 5 BRUECHLE T / MIKOLASCH.   GER 5 KIM J / YOON J   KOR 5 KIM Y / LEE MG   KOR 5 TRAVNICEK / KANOVA A   SVK 9 ROMERO E / GARRONE C   ARG 9 ARABIAN L / OLIVEIRA C   BRA 9 FLORES L / LEONELLI T   CHI 9 LAMIRAULT / SAINT-PIE.   FRA 9 MATTHEWS T / SHACKLETON   GBR 9 BAUS V / SPEGEL J   GER 9 CZUPER R / BUCLAW D   POL 9 OZTURK A / DUMAN H   TUR
BYE						
BYE			3-1 (11:7, 7:11, 11:3, 11:7)			
ARABIAN L / OLIVEIRA C	BRA	ARABIAN L / OLIVEIRA C				
TRAVNICEK / KANOVA A	SVK	TRAVNICEK / KANOVA A		3-1 (11:6, 10:12, 11:9, 11:8)		
RAMADAN K / ELSHAMY F	EGY	3-0 (11:3, 11:1, 11:2)				
BYE			TRAVNICEK / KANOVA A			
OZTURK A / DUMAN H	TUR	OZTURK A / DUMAN H	3-0 (11:8, 11:9, 11:8)			
MERRIEN F / VAUTIER F	FRA	MERRIEN F / VAUTIER F			3-0 (11:4, 11:9, 11:8)	
BYE						
ADDIS C / SANDS H	AUS		MERRIEN F / VAUTIER F			
FLORES L / LEONELLI T	CHI	3-0 (11:1, 11:5, 11:3)	3-0 (11:2, 11:7, 11:1)			
BAUS V / SPEGEL J	GER	BAUS V / SPEGEL J		MERRIEN F / VAUTIER F		
BYE				3-2 (9:11, 11:8, 6:11, 11:9, 11:6)		
BYE						
KIM Y / LEE MG	KOR	KIM Y / LEE MG		KIM Y / LEE MG		
			3-1 (11:6, 11:8, 9:11, 11:7)			
GLINBANCH. / JAION W	THA	GLINBANCH. / JAION W			3-1 (11:13, 11:7, 11:9, 11:8)	
BYE						
BYE			GLINBANCH. / JAION W			
LAMIRAULT / SAINT-PIE.	FRA	LAMIRAULT / SAINT-PIE.	3-0 (11:4, 11:5, 11:6)			
MATTHEWS T / SHACKLETON	GBR	MATTHEWS T / SHACKLETON				
CHEN J / di TORO D	AUS	3-1 (12:10, 9:11, 11:7, 11:5)		GLINBANCH. / JAION W		
BYE				3-2 (9:11, 12:10, 11:6, 6:11, 11:7)		
BRUECHLE T / MIKOLASCH.	GER	BRUECHLE T / MIKOLASCH.				
			BRUECHLE T / MIKOLASCH.			
			3-0 (11:9, 11:3, 11:3)			
ZHAI X / GU X	CHN	ZHAI X / GU X			GLINBANCH. / JAION W	
BYE					3-1 (11:9, 12:10, 8:11, 11:7)	
CZUPER R / BUCLAW D	POL	CZUPER R / BUCLAW D				
CROSARA F / RAGAZZINI	ITA	3-2 (11:9, 12:10, 9:11, 10:12, 11:8)				
ROMERO E / GARRONE C	ARG	ROMERO E / GARRONE C				
BYE				ZHAI X / GU X		
BYE				3-0 (11:8, 11:5, 11:8)		
KIM J / YOON J	KOR	KIM J / YOON J				
			KIM J / YOON J			
			3-0 (11:8, 11:9, 11:3)			

**GOLD**

**SILVER**

**BRONZE**



**Match Results**  
Résultats du match

**TRAVNICEK Boris / KANOVA Alena (SVK) 3 - 0 RAMADAN Khaled / ELSHAMY Fawzia (EGY)**

Game Summary		Match	Game 1	Game 2	Game 3	Game 4	Game 5
TRAVNICEK Boris / KANOVA Alena	SVK	3	11	11	11		
RAMADAN K / ELSHAMY F	EGY	0	3	1	2		
Duration:		16min	5min	4min	5min		

Match No.: 1 Table: 4

Umpires: LABRUE Jacques (FRA) BONG Mijung (KOR)

Player Statistics	TRAVNICEK B / KANOVA A (SVK)					Match	RAMADAN K / ELSHAMY F (EGY)					Match
	Game						Game					
	1	2	3	4	5		1	2	3	4	5	
Points won	11	11	11			33	3	1	2			6
Biggest lead	8	10	9			10	-	-	-			-
Points won on own serve	5	6	4			15	2	1	0			3
Points lost on own serve	1	0	2			3	6	5	7			18
Most consecutive points won	4	6	8			8	1	1	1			1
Greatest deficit overcome	-	-	-			-	-	-	-			-

Game/Match Statistics	Game					Match
	1	2	3	4	5	
Longest rally (strokes)	12	20	14			20
Average rally	5	8	6			6

**Game Progress**

1	TRAVNICEK B / KANOVA A (SVK)	0	1	*1	2	3	4	*4	5	6	7	*8	8	9	10	11
	RAMADAN K / ELSHAMY F (EGY)	*0	0	1	1	*1	1	2	2	*2	2	2	3	*3	3	3
2	TRAVNICEK B / KANOVA A (SVK)	*0	1	2	3	*4	5	6	6	*7	8	9	10	11		
	RAMADAN K / ELSHAMY F (EGY)	0	0	*0	0	0	0	*0	1	1	1	*1	1	1		
3	TRAVNICEK B / KANOVA A (SVK)	0	1	*2	2	3	4	*5	6	7	8	*9	10	10	11	
	RAMADAN K / ELSHAMY F (EGY)	*0	0	0	1	*1	1	1	1	*1	1	1	1	*2	2	

**Note:**

The "Greatest deficit overcome" only applies when the pair ends up winning the game.

**Legend:**

\*- First player of the pair is serving      -\* Second player of the pair is serving      No. Number



**Match Results**  
Résultats du match

ADDIS Christopher (AUS) **0 - 3** FLORES Luis (CHI)  
SANDS Hayley (AUS) LEONELLI Tamara (CHI)

Game Summary		Match	Game 1	Game 2	Game 3	Game 4	Game 5
ADDIS Christopher / SANDS Hayley	AUS	0	1	5	3		
FLORES Luis / LEONELLI Tamara	CHI	3	11	11	11		
Duration:		16min	4min	4min	5min		

Match No.: 2 Table: 4

Umpires: GERSDORF Anja (GER) SIMON Jacky (FRA)

Player Statistics	ADDIS C / SANDS H (AUS)					Match	FLORES L / LEONELLI T (CHI)					Match
	Game						Game					
	1	2	3	4	5		1	2	3	4	5	
Points won	1	5	3			9	11	11	11			33
Biggest lead	-	3	-			3	10	6	8			10
Points won on own serve	1	3	2			6	6	6	5			17
Points lost on own serve	5	5	6			16	0	2	1			3
Most consecutive points won	1	3	2			3	6	8	5			8
Greatest deficit overcome	-	-	-			-	-	3	-			3

Game/Match Statistics	Game					Match
	1	2	3	4	5	
Longest rally (strokes)	6	4	6			6
Average rally	3	2	3			3

**Game Progress**

1	ADDIS C / SANDS H (AUS)	*-0	0	0	0	*-0	0	1	1	*-1	1	1	1	1	1			
	FLORES L / LEONELLI T (CHI)	0	1	*-2	3	4	5	*-5	6	7	8	*-9	10	11				
2	ADDIS C / SANDS H (AUS)	0	1	*-1	2	3	4	*-4	4	5	5	*-5	5	5	5			
	FLORES L / LEONELLI T (CHI)	*-0	0	1	1	*-1	1	2	3	*-3	4	5	6	*-7	8	9	10	11
3	ADDIS C / SANDS H (AUS)	*-0	0	1	1	*-1	1	1	1	*-2	3	3	3	*-3	3	3		
	FLORES L / LEONELLI T (CHI)	0	1	*-1	2	3	4	*-5	6	6	6	*-7	8	9	10	11		

**Note:**  
The "Greatest deficit overcome" only applies when the pair ends up winning the game.

**Legend:**  
\*- First player of the pair is serving      \*- Second player of the pair is serving      No. Number



**Match Results**  
Résultats du match

**MATTHEWS Thomas** (GBR)      **3 - 1**      **CHEN Jessy**  
**SHACKLETON Megan** (GBR)      di **TORO Daniela** (AUS)

Game Summary		Match	Game 1	Game 2	Game 3	Game 4	Game 5
<b>MATTHEWS T / SHACKLETON M</b>	GBR	<b>3</b>	12	9	11	11	
<b>CHEN Jessy / di TORO Daniela</b>	AUS	<b>1</b>	10	11	7	5	
Duration:		<b>39min</b>	9min	9min	8min	8min	

Match No.: 3 Table: 2

Umpires: KIVIMAKI Joonas (FIN) ROUSSET Isabelle (FRA)

Player Statistics	MATTHEWS T / SHACKLETON M (GBR)					Match	CHEN J / di TORO D (AUS)					Match
	Game						Game					
	1	2	3	4	5		1	2	3	4	5	
Points won	12	9	11	11		<b>43</b>	10	11	7	5		<b>33</b>
Biggest lead	2	1	4	6		<b>6</b>	4	5	-	-		<b>5</b>
Points won on own serve	7	5	6	5		<b>23</b>	6	6	3	2		<b>17</b>
Points lost on own serve	4	5	4	3		<b>16</b>	5	4	5	6		<b>20</b>
Most consecutive points won	3	3	2	5		<b>5</b>	4	4	2	3		<b>4</b>
Greatest deficit overcome	4	-	-	-		<b>4</b>	-	1	-	-		<b>1</b>

Game/Match Statistics	Game					Match
	1	2	3	4	5	
Longest rally (strokes)	8	15	13	11		<b>15</b>
Average rally	3	5	5	4		<b>4</b>

**Game Progress**

1	<b>MATTHEWS T / SHACKLETON M (GBR)</b>	*0	0	1	1	*1	2	3	3	*3	3	3	4	*5	5	6	7	*7	8	9	10	*10	11	12
	<b>CHEN J / di TORO D (AUS)</b>	0	1	*1	2	3	3	*3	4	5	6	*7	7	7	8	*8	8	9	9	*9	9	10	*10	10
2	<b>MATTHEWS T / SHACKLETON M (GBR)</b>	0	1	*1	1	1	*2	3	3	3	*3	3	4	5	*5	6	7	8	*8	9	9			<b>9</b>
	<b>CHEN J / di TORO D (AUS)</b>	*0	0	1	2	*3	4	4	4	*5	6	7	8	*8	8	9	9	*9	9	10	10	10	11	
3	<b>MATTHEWS T / SHACKLETON M (GBR)</b>	*0	1	2	2	*3	3	3	4	*4	5	5	6	*7	7	8	9	*9	10	11				
	<b>CHEN J / di TORO D (AUS)</b>	0	0	*0	1	1	2	*3	3	4	4	*5	5	5	6	*6	6	7	7	7				
4	<b>MATTHEWS T / SHACKLETON M (GBR)</b>	0	1	*2	3	4	5	*5	5	6	7	*7	7	7	8	*9	10	11						
	<b>CHEN J / di TORO D (AUS)</b>	*0	0	0	0	*0	0	1	2	*2	2	3	4	*5	5	5	5	5						

**Note:**

The "Greatest deficit overcome" only applies when the pair ends up winning the game.

**Legend:**

\*- First player of the pair is serving      -\* Second player of the pair is serving      No. Number



**Match Results**  
Résultats du match

**CZUPER Rafal** (POL) **3 - 2** **CROSARA Federico** (ITA)  
**BUCLAW Dorota** (POL) **RAGAZZINI Carlotta** (ITA)

Game Summary		Match	Game 1	Game 2	Game 3	Game 4	Game 5
<b>CZUPER Rafal / BUCLAW Dorota</b>	POL	3	11	12	9	10	11
<b>CROSARA F / RAGAZZINI C</b>	ITA	2	9	10	11	12	8
Duration:		54min	8min	11min	11min	10min	9min

Match No.: 4 Table: 6

Umpires: WHITAKER Jonathan (GBR) GHACHEM Najeh (TUN)

Player Statistics	CZUPER R / BUCLAW D (POL)						CROSARA F / RAGAZZINI C (ITA)					
	Game					Match	Game					Match
	1	2	3	4	5		1	2	3	4	5	
Points won	11	12	9	10	11	53	9	10	11	12	8	50
Biggest lead	2	2	4	3	3	4	3	3	2	2	3	3
Points won on own serve	6	7	4	5	6	28	5	6	5	6	5	27
Points lost on own serve	4	4	6	6	3	23	5	5	5	5	5	25
Most consecutive points won	4	5	5	5	5	5	4	3	4	3	2	4
Greatest deficit overcome	3	3	-	-	3	3	-	-	4	3	-	4

Game/Match Statistics	Game					Match
	1	2	3	4	5	
Longest rally (strokes)	7	10	10	12	16	16
Average rally	3	3	4	4	4	4

**Game Progress**

1	<b>CZUPER R / BUCLAW D (POL)</b>	0	0	*-1	2	2	3	*-3	3	3	3	*-4	5	6	6	*-6	7	8	9	*-10	10	11	<b>CROSARA F / RAGAZZINI C (ITA)</b>	-*0	1	1	1	*-2	2	3	4	*-5	6	6	6	*-6	7	8	8	*-8	8	8	9	9				
2	<b>CZUPER R / BUCLAW D (POL)</b>	*-0	0	1	1	*-1	2	2	3	*-4	4	5	5	*-5	5	6	7	*-8	9	10	10	*-10	11	12	<b>CROSARA F / RAGAZZINI C (ITA)</b>	0	1	*-1	2	3	3	*-4	4	4	5	*-5	6	7	8	*-8	8	8	8	*-8	9	10	*-10	10
3	<b>CZUPER R / BUCLAW D (POL)</b>	0	0	*-1	2	3	4	*-5	5	6	6	*-6	6	6	7	*-8	8	8	8	*-8	9	9	<b>CROSARA F / RAGAZZINI C (ITA)</b>	-*0	1	1	1	*-1	1	1	2	*-2	3	4	5	*-6	6	6	7	*-8	9	10	10	10	11			
4	<b>CZUPER R / BUCLAW D (POL)</b>	*-0	1	1	1	*-1	2	3	4	*-5	6	6	6	*-7	7	7	8	*-8	9	9	9	*-10	10	10	<b>CROSARA F / RAGAZZINI C (ITA)</b>	0	0	*-1	2	3	3	*-3	3	3	3	*-4	5	5	6	*-7	7	8	8	*-9	10	10	*-11	12
5	<b>CZUPER R / BUCLAW D (POL)</b>	0	1	*-1	1	2	2	*-2	3	3	3	*-4	5	6	7	*-8	8	9	10	*-10	11	<b>CROSARA F / RAGAZZINI C (ITA)</b>	-*0	0	1	2	*-2	3	4	4	*-5	6	6	6	*-6	6	6	7	*-7	7	8	8						

**Note:**

The "Greatest deficit overcome" only applies when the pair ends up winning the game.

**Legend:**

\*- First player of the pair is serving      \*- Second player of the pair is serving      No. Number





**Match Results**  
Résultats du match

**FENG Panfeng / ZHOU Ying (CHN) 3 - 1 ARABIAN Lucas / OLIVEIRA Catia (BRA)**

Game Summary		Match	Game 1	Game 2	Game 3	Game 4	Game 5
FENG Panfeng / ZHOU Ying	CHN	3	11	7	11	11	
ARABIAN Lucas / OLIVEIRA Catia	BRA	1	7	11	3	7	
Duration:		32min	6min	7min	5min	9min	

Match No.: 5 Table: 2

Umpires: MIKITA Darek (CAN) DECLOMESNIL Yohan (FRA)

Player Statistics	FENG P / ZHOU Y (CHN)					Match	ARABIAN L / OLIVEIRA C (BRA)					Match
	Game						Game					
	1	2	3	4	5		1	2	3	4	5	
Points won	11	7	11	11		40	7	11	3	7		28
Biggest lead	4	-	10	4		10	2	6	-	-		6
Points won on own serve	8	3	7	6		24	5	6	2	5		18
Points lost on own serve	2	5	1	2		10	3	4	4	5		16
Most consecutive points won	5	3	10	3		10	3	6	3	3		6
Greatest deficit overcome	2	-	-	-		2	-	-	-	-		-

Game/Match Statistics	Game					Match
	1	2	3	4	5	
Longest rally (strokes)	16	19	8	26		26
Average rally	6	6	4	7		6

**Game Progress**

1	FENG P / ZHOU Y (CHN)	*0	1	2	2	*2	3	3	3	*3	4	4	5	*6	7	8	9	*9	10	11
	ARABIAN L / OLIVEIRA C (BRA)	0	0	*0	1	2	2	*3	4	5	5	*6	6	6	6	*6	6	7	7	7
2	FENG P / ZHOU Y (CHN)	0	0	*1	1	1	1	*1	1	1	2	*2	3	3	4	*4	5	6	7	7
	ARABIAN L / OLIVEIRA C (BRA)	*0	1	1	2	*3	4	5	6	*7	7	8	8	*9	9	10	10	*10	10	11
3	FENG P / ZHOU Y (CHN)	*0	1	2	3	*4	5	6	7	*8	9	10	10	*10	10	11				
	ARABIAN L / OLIVEIRA C (BRA)	0	0	*0	0	0	0	*0	0	0	0	*0	1	2	3	3				
4	FENG P / ZHOU Y (CHN)	0	1	*2	3	3	3	*3	4	5	6	*6	7	8	8	*8	9	9	10	11
	ARABIAN L / OLIVEIRA C (BRA)	*0	0	0	0	*1	2	3	3	*3	3	4	4	*4	5	6	6	*7	7	7

**Note:**

The "Greatest deficit overcome" only applies when the pair ends up winning the game.

**Legend:**

\*- First player of the pair is serving      -\* Second player of the pair is serving      No. Number



**Match Results**  
Résultats du match

**TRAVNICEK Boris / KANOVA Alena (SVK) 3 - 0 OZTURK Abdullah / DUMAN Hatice (TUR)**

Game Summary		Match	Game 1	Game 2	Game 3	Game 4	Game 5
TRAVNICEK Boris / KANOVA Alena	SVK	3	11	11	11		
OZTURK Abdullah / DUMAN Hatice	TUR	0	8	9	8		
Duration:		31min	8min	11min	10min		

Match No.: 6 Table: 4

Umpires: LEONG Amanda Pei San (MAS) LEMAN Jean Yves (FRA)

Player Statistics	TRAVNICEK B / KANOVA A (SVK)					Match	OZTURK A / DUMAN H (TUR)					Match
	Game						Game					
	1	2	3	4	5		1	2	3	4	5	
Points won	11	11	11			33	8	9	8			25
Biggest lead	5	2	5			5	-	2	-			2
Points won on own serve	5	5	5			15	4	4	4			12
Points lost on own serve	4	5	4			13	6	6	6			18
Most consecutive points won	3	4	4			4	3	2	3			3
Greatest deficit overcome	-	2	-			2	-	-	-			-

Game/Match Statistics	Game					Match
	1	2	3	4	5	
Longest rally (strokes)	16	13	11			16
Average rally	7	6	7			7

**Game Progress**

1	TRAVNICEK B / KANOVA A (SVK)	0	1	*-2	3	3	4	*-5	6	6	6	*-6	7	7	8	*-9	10	10	10	*-10	11	
	OZTURK A / DUMAN H (TUR)	*-0	0	0	0	*-1	1	1	1	*-2	3	4	4	*-5	5	5	5	*-6	7	8	8	
2	TRAVNICEK B / KANOVA A (SVK)	*-0	0	1	2	*-3	3	3	4	*-4	4	5	5	*-5	6	6	7	*-8	9	10	10	11
	OZTURK A / DUMAN H (TUR)	0	1	*-1	1	1	2	*-3	3	4	5	*-5	6	7	7	*-8	8	8	8	*-8	9	9
3	TRAVNICEK B / KANOVA A (SVK)	0	1	*-2	3	4	4	*-4	5	5	6	*-7	7	8	9	*-9	9	9	10	*-10	11	
	OZTURK A / DUMAN H (TUR)	*-0	0	0	0	*-0	1	2	2	*-3	3	3	4	*-4	4	5	6	*-7	7	8	8	

**Note:**

The "Greatest deficit overcome" only applies when the pair ends up winning the game.

**Legend:**

\*- First player of the pair is serving      -\* Second player of the pair is serving      No. Number



**Match Results**  
Résultats du match

**MERRIEN Florian / VAUTIER Flora (FRA) 3 - 0 FLORES Luis / LEONELLI Tamara (CHI)**

Game Summary		Match	Game 1	Game 2	Game 3	Game 4	Game 5
MERRIEN Florian / VAUTIER Flora	FRA	3	11	11	11		
FLORES Luis / LEONELLI Tamara	CHI	0	2	7	1		
Duration:		17min	4min	6min	4min		

Match No.: 7 Table: 4

Umpires: GHACHEM Najeh (TUN) WHITAKER Jonathan (GBR)

Player Statistics	MERRIEN F / VAUTIER F (FRA)					Match	FLORES L / LEONELLI T (CHI)					Match
	Game						Game					
	1	2	3	4	5		1	2	3	4	5	
Points won	11	11	11			33	2	7	1			10
Biggest lead	9	4	10			10	-	2	-			2
Points won on own serve	5	6	6			17	1	3	1			5
Points lost on own serve	1	4	0			5	6	5	5			16
Most consecutive points won	8	5	9			9	1	4	1			4
Greatest deficit overcome	-	2	-			2	-	-	-			-

Game/Match Statistics	Game					Match
	1	2	3	4	5	
Longest rally (strokes)	7	15	11			15
Average rally	4	5	5			4

**Game Progress**

1	MERRIEN F / VAUTIER F (FRA)	0	1	*-2	3	4	5	*-6	7	8	8	*-9	10	10	11
	FLORES L / LEONELLI T (CHI)	*-0	0	0	0	*-0	0	0	*-0	1	1	1	*-2	2	
2	MERRIEN F / VAUTIER F (FRA)	*-0	0	0	1	*-1	2	3	4	*-5	6	6	*-6	6	7
	FLORES L / LEONELLI T (CHI)	0	1	*-2	2	3	3	*-3	3	3	3	*-4	5	6	7
3	MERRIEN F / VAUTIER F (FRA)	0	1	*-2	3	4	5	*-6	7	8	9	*-9	10	11	
	FLORES L / LEONELLI T (CHI)	*-0	0	0	0	*-0	0	0	*-0	0	1	1	1	1	

**Note:**  
The "Greatest deficit overcome" only applies when the pair ends up winning the game.

**Legend:**  
\*- First player of the pair is serving      \*- Second player of the pair is serving      No. Number



**Match Results**  
Résultats du match

BAUS Valentin (GER) **1 - 3** KIM Young-Gun (KOR)  
SPEGEL Jana (GER) LEE Mi Gyu (KOR)

Game Summary		Match	Game 1	Game 2	Game 3	Game 4	Game 5
BAUS Valentin / SPEGEL Jana	GER	1	6	8	11	7	
KIM Young-Gun / LEE Mi Gyu	KOR	3	11	11	9	11	
Duration:		31min	6min	8min	8min	8min	

Match No.: 8 Table: 4

Umpires: ROUSSET Isabelle (FRA) KIVIMAKI Joonas (FIN)

Player Statistics	BAUS V / SPEGEL J (GER)					Match	KIM YG / LEE MG (KOR)					Match
	Game						Game					
	1	2	3	4	5		1	2	3	4	5	
Points won	6	8	11	7		32	11	11	9	11		42
Biggest lead	-	4	5	3		5	5	3	-	4		5
Points won on own serve	2	4	5	2		13	4	6	4	5		19
Points lost on own serve	7	5	5	6		23	4	4	6	5		19
Most consecutive points won	2	4	4	3		4	4	5	3	4		5
Greatest deficit overcome	-	-	-	-		-	-	4	-	3		4

Game/Match Statistics	Game					Match
	1	2	3	4	5	
Longest rally (strokes)	10	15	14	14		15
Average rally	3	5	4	5		4

**Game Progress**

1	BAUS V / SPEGEL J (GER)	-*0	0	1	1	*-2	2	2	2	-*3	3	4	5	*-5	5	5	5	-*6	6			
	KIM YG / LEE MG (KOR)	0	1	-*1	2	2	3	*-4	5	5	6	-*6	6	7	8	*-9	10	10	11			
2	BAUS V / SPEGEL J (GER)	0	1	-*2	3	4	4	*-4	5	5	5	-*6	6	6	*-6	6	7	8	-*8	8		
	KIM YG / LEE MG (KOR)	-*0	0	0	0	*-0	1	2	2	-*3	4	4	5	*-6	7	8	9	-*9	9	10	11	
3	BAUS V / SPEGEL J (GER)	-*0	1	2	3	*-4	4	5	5	-*5	5	6	7	*-8	9	9	9	-*10	10	10	10	11
	KIM YG / LEE MG (KOR)	0	0	-*0	0	0	1	*-1	2	3	4	-*4	4	4	4	*-5	6	6	7	-*8	9	9
4	BAUS V / SPEGEL J (GER)	0	1	-*2	2	2	3	*-4	5	5	5	-*5	5	6	6	*-7	7	7	7	7	7	7
	KIM YG / LEE MG (KOR)	-*0	0	0	1	*-2	2	2	2	-*3	4	5	6	*-6	7	7	8	-*9	10	11	11	11

**Note:**

The "Greatest deficit overcome" only applies when the pair ends up winning the game.

**Legend:**

\*- First player of the pair is serving      \*- Second player of the pair is serving      No. Number



**Match Results**  
Résultats du match

**GLINBANCHEUN Yuttajak** (THA) **3 - 0** **LAMIRAULT Fabien** (FRA)  
**JAION Wijitra** (THA) **SAINT-PIERRE Alexandra** (FRA)

Game Summary		Match	Game 1	Game 2	Game 3	Game 4	Game 5
<b>GLINBANCHEUN Y / JAION W</b>	THA	<b>3</b>	11	11	11		
<b>LAMIRAULT F / SAINT-PIERRE A</b>	FRA	<b>0</b>	4	5	6		
Duration:		<b>25min</b>	6min	7min	9min		

Match No.: 9 Table: 6

Umpires: MIGUEZ Carolina (ARG) GULLBERG-HANSEN Jens (DEN)

Player Statistics	GLINBANCHEUN Y / JAION W (THA)					Match	LAMIRAULT F / SAINT-PIERRE A (FRA)					Match
	Game						Game					
	1	2	3	4	5		1	2	3	4	5	
Points won	11	11	11			<b>33</b>	4	5	6			<b>15</b>
Biggest lead	7	6	6			<b>7</b>	2	2	-			<b>2</b>
Points won on own serve	5	7	5			<b>17</b>	2	4	3			<b>9</b>
Points lost on own serve	2	1	3			<b>6</b>	6	4	6			<b>16</b>
Most consecutive points won	6	5	6			<b>6</b>	3	3	4			<b>4</b>
Greatest deficit overcome	2	2	-			<b>2</b>	-	-	-			<b>-</b>

Game/Match Statistics	Game					Match
	1	2	3	4	5	
Longest rally (strokes)	33	15	13			<b>33</b>
Average rally	11	5	6			<b>7</b>

**Game Progress**

1	<b>GLINBANCHEUN Y / JAION W (THA)</b>	0	1	*-1	1	1	2	*-3	4	5	5	*-6	7	8	9	*-10	11		
	LAMIRAULT F / SAINT-PIERRE A (FRA)	*-0	0	1	2	*-3	3	3	3	*-3	4	4	4	*-4	4	4	4		
2	<b>GLINBANCHEUN Y / JAION W (THA)</b>	*-0	1	1	1	*-1	2	3	3	*-4	5	6	6	*-7	8	9	10	11	
	LAMIRAULT F / SAINT-PIERRE A (FRA)	0	0	*-1	2	3	3	*-3	4	4	4	*-4	5	5	5	*-5	5	5	
3	<b>GLINBANCHEUN Y / JAION W (THA)</b>	0	1	*-2	3	4	5	*-6	6	6	6	*-6	7	8	8	*-9	10	10	11
	LAMIRAULT F / SAINT-PIERRE A (FRA)	*-0	0	0	0	*-0	0	0	1	*-2	3	4	4	*-4	5	5	5	*-6	6

**Note:**

The "Greatest deficit overcome" only applies when the pair ends up winning the game.

**Legend:**

\*- First player of the pair is serving      -\* Second player of the pair is serving      No. Number



**Match Results**  
Résultats du match

MATTHEWS Thomas (GBR) **0 - 3** BRUECHLE Thomas  
SHACKLETON Megan (GBR) MIKOLASCHEK Sandra (GER)

Game Summary		Match	Game 1	Game 2	Game 3	Game 4	Game 5
MATTHEWS T / SHACKLETON M	GBR	0	9	3	3		
BRUECHLE T / MIKOLASCHEK S	GER	3	11	11	11		
Duration:		24min	9min	6min	7min		

Match No.: 10 Table: 2

Umpires: COME Corinne (FRA) KLECKER Roman (CZE)

Player Statistics	MATTHEWS T / SHACKLETON M (GBR)					Match	BRUECHLE T / MIKOLASCHEK S (GER)					Match
	Game						Game					
	1	2	3	4	5		1	2	3	4	5	
Points won	9	3	3			15	11	11	11			33
Biggest lead	4	-	1			4	2	10	8			10
Points won on own serve	4	2	2			8	5	7	5			17
Points lost on own serve	6	4	6			16	5	1	1			7
Most consecutive points won	5	3	2			5	4	10	9			10
Greatest deficit overcome	-	-	-			-	4	-	1			4

Game/Match Statistics	Game					Match
	1	2	3	4	5	
Longest rally (strokes)	14	11	11			14
Average rally	6	5	4			5

**Game Progress**

1	MATTHEWS T / SHACKLETON M (GBR)	*0	1	1	1	*2	3	4	5	*6	6	6	7	*8	8	8	8	*8	9	9	9	9
	BRUECHLE T / MIKOLASCHEK S (GER)	0	0	*1	2	2	*2	2	2	3	*4	4	4	5	*6	7	8	8	*9	10	11	
2	MATTHEWS T / SHACKLETON M (GBR)	0	0	*0	0	0	*0	0	0	*0	1	2	3	3								
	BRUECHLE T / MIKOLASCHEK S (GER)	*0	1	2	3	*4	5	6	7	*8	9	10	10	*10	10	11						
3	MATTHEWS T / SHACKLETON M (GBR)	*0	0	1	2	*2	2	2	2	*2	2	2	2	*2	3	3						
	BRUECHLE T / MIKOLASCHEK S (GER)	0	1	*1	1	2	3	*4	5	6	7	*8	9	10	10	11						

**Note:**

The "Greatest deficit overcome" only applies when the pair ends up winning the game.

**Legend:**

\*- First player of the pair is serving      -\* Second player of the pair is serving      No. Number



**Match Results**  
Résultats du match

**ZHAI Xiang / GU Xiaodan (CHN) 3 - 0 CZUPER Rafal / BUCLAW Dorota (POL)**

Game Summary		Match	Game 1	Game 2	Game 3	Game 4	Game 5
ZHAI Xiang / GU Xiaodan	CHN	3	11	11	11		
CZUPER Rafal / BUCLAW Dorota	POL	0	9	5	9		
Duration:		20min	7min	5min	7min		

Match No.: 11 Table: 6

Umpires: PINKEWICH Marie (AUS) RUANGVIRIYACHAI Pairuch (THA)

Player Statistics	ZHAI X / GU X (CHN)					Match	CZUPER R / BUCLAW D (POL)					Match
	Game						Game					
	1	2	3	4	5		1	2	3	4	5	
Points won	11	11	11			33	9	5	9			23
Biggest lead	2	6	2			6	4	-	2			4
Points won on own serve	6	5	5			16	5	2	4			11
Points lost on own serve	4	3	5			12	5	6	6			17
Most consecutive points won	4	2	2			4	4	1	2			4
Greatest deficit overcome	4	-	2			4	-	-	-			-

Game/Match Statistics	Game					Match
	1	2	3	4	5	
Longest rally (strokes)	11	12	11			12
Average rally	5	5	6			5

**Game Progress**

1	ZHAI X / GU X (CHN)	*-0	1	2	2	*-2	2	2	3	*-3	4	4	4	*-4	5	6	7	*-8	8	9	10	11
	CZUPER R / BUCLAW D (POL)	0	0	*-0	1	2	3	*-4	4	5	5	*-6	7	8	8	*-8	8	8	9	*-9	9	9
2	ZHAI X / GU X (CHN)	0	1	*-2	2	3	3	*-4	5	5	6	*-7	7	8	9	*-9	10	11				
	CZUPER R / BUCLAW D (POL)	*-0	0	0	1	*-1	2	2	2	*-3	3	3	4	*-4	4	5	5	5				
3	ZHAI X / GU X (CHN)	*-0	0	0	1	*-2	2	3	3	*-4	4	5	5	*-6	7	7	8	*-8	9	10	10	11
	CZUPER R / BUCLAW D (POL)	0	1	*-2	2	2	3	*-3	4	4	5	*-5	6	6	6	*-7	7	8	8	*-8	9	9

**Note:**

The "Greatest deficit overcome" only applies when the pair ends up winning the game.

**Legend:**

\*- First player of the pair is serving      \*- Second player of the pair is serving      No. Number



**Match Results**  
Résultats du match

ROMERO Elias (ARG) **0 - 3** KIM Jung-Gil (KOR)  
GARRONE Coty (ARG) YOON Jiyu (KOR)

Game Summary		Match	Game 1	Game 2	Game 3	Game 4	Game 5
ROMERO Elias / GARRONE Coty	ARG	0	8	9	3		
KIM Jung-Gil / YOON Jiyu	KOR	3	11	11	11		
Duration:		23min	6min	7min	6min		

Match No.: 12 Table: 2

Umpires: PARMENTELAT Tamara (FRA) PURCELL Tom (GBR)

Player Statistics	ROMERO E / GARRONE C (ARG)					Match	KIM JG / YOON J (KOR)					Match
	Game						Game					
	1	2	3	4	5		1	2	3	4	5	
Points won	8	9	3			20	11	11	11			33
Biggest lead	4	1	1			4	3	3	8			8
Points won on own serve	3	3	1			7	5	4	6			15
Points lost on own serve	6	7	5			18	5	6	2			13
Most consecutive points won	5	3	2			5	4	4	5			5
Greatest deficit overcome	-	-	-			-	4	1	1			4

Game/Match Statistics	Game					Match
	1	2	3	4	5	
Longest rally (strokes)	11	11	11			11
Average rally	5	5	5			5

**Game Progress**

1	ROMERO E / GARRONE C (ARG)	0	0	*-1	2	3	4	*-5	5	5	5	*-5	6	6	6	*-7	7	7	7	*-8	8	
	KIM JG / YOON J (KOR)	*-0	1	1	1	*-1	1	1	2	*-3	4	5	5	*-6	7	7	8	*-9	10	10	11	
2	ROMERO E / GARRONE C (ARG)	*-0	0	1	2	*-2	3	3	4	*-4	4	4	4	*-5	5	6	7	*-8	8	8	9	9
	KIM JG / YOON J (KOR)	0	1	*-1	1	2	2	*-3	3	4	5	*-6	7	7	8	*-8	8	8	9	*-10	10	11
3	ROMERO E / GARRONE C (ARG)	0	0	*-1	2	2	2	*-2	2	2	3	*-3	3	3	3							3
	KIM JG / YOON J (KOR)	*-0	1	1	1	*-2	3	4	5	*-6	6	7	8	*-9	10	11						

**Note:**

The "Greatest deficit overcome" only applies when the pair ends up winning the game.

**Legend:**

\*- First player of the pair is serving      -\* Second player of the pair is serving      No. Number





**Match Results**  
Résultats du match

**FENG Panfeng / ZHOU Ying (CHN) 3 - 1 TRAVNICEK Boris / KANOVA Alena (SVK)**

Game Summary		Match	Game 1	Game 2	Game 3	Game 4	Game 5
FENG Panfeng / ZHOU Ying	CHN	3	11	10	11	11	
TRAVNICEK Boris / KANOVA Alena	SVK	1	6	12	9	8	
Duration:		42min	7min	11min	10min	10min	

Match No.: 13 Table: 6

Umpires: LONGEPE Louis Jean (FRA) REZAIE JAHDKON Simin (IRI)

Player Statistics	FENG P / ZHOU Y (CHN)					Match	TRAVNICEK B / KANOVA A (SVK)					Match
	Game						Game					
	1	2	3	4	5		1	2	3	4	5	
Points won	11	10	11	11		43	6	12	9	8		35
Biggest lead	5	3	2	3		5	1	2	1	-		2
Points won on own serve	6	5	6	6		23	3	6	5	5		19
Points lost on own serve	3	6	4	3		16	5	5	5	5		20
Most consecutive points won	5	3	2	3		5	2	4	2	2		4
Greatest deficit overcome	1	-	1	-		1	-	3	-	-		3

Game/Match Statistics	Game					Match
	1	2	3	4	5	
Longest rally (strokes)	16	14	15	14		16
Average rally	7	8	6	6		7

**Game Progress**

1	FENG P / ZHOU Y (CHN)	-*0	0	1	2	*-3	4	5	5	*-5	6	6	7	*-8	9	9	9	*-10	11					
	TRAVNICEK B / KANOVA A (SVK)	0	1	*-1	1	1	1	*-1	2	3	3	*-4	4	4	4	*-5	6	6	6					
2	FENG P / ZHOU Y (CHN)	0	1	*-2	3	3	4	*-4	4	4	4	*-5	5	6	6	*-7	8	8	8	*-8	9	10	*-10	10
	TRAVNICEK B / KANOVA A (SVK)	*-0	0	0	0	*-1	1	2	3	*-4	5	5	6	*-6	7	7	7	*-8	9	10	10	*-10	11	12
3	FENG P / ZHOU Y (CHN)	*-0	1	1	2	*-2	2	3	3	*-4	4	5	6	*-6	7	8	8	*-9	9	10	10	10	11	
	TRAVNICEK B / KANOVA A (SVK)	0	0	*-1	1	2	3	*-3	4	4	5	*-5	5	6	6	*-6	7	7	8	*-8	9	9	9	
4	FENG P / ZHOU Y (CHN)	0	1	*-1	2	3	4	*-4	4	5	5	*-6	7	7	7	*-8	9	9	10	*-10	11			
	TRAVNICEK B / KANOVA A (SVK)	*-0	0	1	1	*-1	1	2	3	*-3	4	4	4	*-5	6	6	6	*-7	7	8	8	8		

**Note:**

The "Greatest deficit overcome" only applies when the pair ends up winning the game.

**Legend:**

\*- First player of the pair is serving      \*- Second player of the pair is serving      No. Number



**Match Results**  
Résultats du match

**MERRIEN Florian / VAUTIER Flora (FRA) 3 - 2 KIM Young-Gun / LEE Mi Gyu (KOR)**

Game Summary		Match	Game 1	Game 2	Game 3	Game 4	Game 5
MERRIEN Florian / VAUTIER Flora	FRA	3	9	11	6	11	11
KIM Young-Gun / LEE Mi Gyu	KOR	2	11	8	11	9	6
Duration:		50min	9min	9min	7min	11min	10min

Match No.: 14 Table: 2

Umpires: VASINOVA Karina (CZE) GALLEGO David (COL)

Player Statistics	MERRIEN F / VAUTIER F (FRA)						KIM YG / LEE MG (KOR)					
	Game					Match	Game					Match
	1	2	3	4	5		1	2	3	4	5	
Points won	9	11	6	11	11	48	11	8	11	9	6	45
Biggest lead	-	4	2	4	7	7	4	1	5	-	-	5
Points won on own serve	7	6	2	6	4	25	8	4	5	5	2	24
Points lost on own serve	3	4	6	4	4	21	2	5	4	5	7	23
Most consecutive points won	2	5	2	3	7	7	4	3	4	4	3	4
Greatest deficit overcome	-	1	-	-	-	1	-	-	2	-	-	2

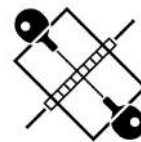
Game/Match Statistics	Game					Match
	1	2	3	4	5	
Longest rally (strokes)	17	23	15	31	28	41
Average rally	7	5	6	7	6	7

**Game Progress**

1	MERRIEN F / VAUTIER F (FRA)	0	0	*0	1	2	2	*2	3	4	4	*5	5	5	5	*5	6	7	7	*8	9	9
	KIM YG / LEE MG (KOR)	*0	1	2	2	*2	3	4	4	*4	5	5	6	*7	8	9	9	*9	10	10	10	11
2	MERRIEN F / VAUTIER F (FRA)	*0	0	1	2	*3	4	5	5	*6	6	7	7	*7	7	8	9	*9	9	10	11	
	KIM YG / LEE MG (KOR)	0	1	*1	1	1	1	*1	2	2	3	*3	4	5	6	*6	6	7	8	*8	8	
3	MERRIEN F / VAUTIER F (FRA)	0	1	*2	2	2	2	*2	3	3	3	*4	4	5	5	*6	6	6	6			
	KIM YG / LEE MG (KOR)	*0	0	0	1	*2	3	4	4	*5	6	6	7	*7	8	8	9	*10	11			
4	MERRIEN F / VAUTIER F (FRA)	*0	1	2	2	*2	3	4	4	*5	5	6	7	*8	8	8	8	*8	9	9	10	11
	KIM YG / LEE MG (KOR)	0	0	*0	1	2	2	*2	3	3	4	*4	4	4	5	*6	7	8	8	*9	9	9
5	MERRIEN F / VAUTIER F (FRA)	0	1	*2	3	4	5	*6	7	7	8	*8	8	8	9	*9	10	10	11			
	KIM YG / LEE MG (KOR)	*0	0	0	0	*0	0	0	0	*1	1	2	3	*4	4	5	5	*6	6			

**Note:**  
The "Greatest deficit overcome" only applies when the pair ends up winning the game.

**Legend:**  
\*- First player of the pair is serving      \*- Second player of the pair is serving      No. Number



**Match Results**  
Résultats du match

**GLINBANCHEUN Yuttajak** (THA) **3 - 2** **BRUECHLE Thomas** (GER)  
**JAION Wijitra** (THA) **MIKOLASCHEK Sandra** (GER)

Game Summary		Match	Game 1	Game 2	Game 3	Game 4	Game 5
<b>GLINBANCHEUN Y / JAION W</b>	THA	3	9	12	11	6	11
<b>BRUECHLE T / MIKOLASCHEK S</b>	GER	2	11	10	6	11	7
Duration:		45min	8min	11min	6min	8min	10min

Match No.: 15 Table: 2

Umpires: ROUSSET Isabelle (FRA) KIVIMAKI Joonas (FIN)

Player Statistics	GLINBANCHEUN Y / JAION W (THA)						BRUECHLE T / MIKOLASCHEK S (GER)					
	Game					Match	Game					Match
	1	2	3	4	5		1	2	3	4	5	
Points won	9	12	11	6	11	49	11	10	6	11	7	45
Biggest lead	2	4	5	1	4	5	2	-	-	5	1	5
Points won on own serve	4	7	5	2	7	25	5	6	2	5	4	22
Points lost on own serve	6	4	4	6	3	23	5	5	6	4	4	24
Most consecutive points won	3	4	5	2	3	5	4	4	3	4	2	4
Greatest deficit overcome	-	-	-	-	1	1	2	-	-	1	-	2

Game/Match Statistics	Game					Match
	1	2	3	4	5	
Longest rally (strokes)	13	20	17	18	15	20
Average rally	5	6	5	7	6	6

**Game Progress**

1	GLINBANCHEUN Y / JAION W (THA)	*-0	1	1	2	*-2	2	2	3	*-3	4	5	6	*-6	6	7	8	*-9	9	9	9	9		
	BRUECHLE T / MIKOLASCHEK S (GER)	0	0	*-1	1	2	3	*-4	4	5	5	*-5	5	6	7	*-7	7	7	8	*-9	10	11		
2	GLINBANCHEUN Y / JAION W (THA)	0	1	*-2	3	4	4	*-4	5	5	5	*-5	6	6	7	*-8	9	10	10	*-10	10	10	*-11	12
	BRUECHLE T / MIKOLASCHEK S (GER)	*-0	0	0	0	*-0	1	2	2	*-3	4	5	5	*-6	6	6	6	*-6	7	8	9	*-10	10	10
3	GLINBANCHEUN Y / JAION W (THA)	*-0	1	1	2	*-3	3	4	5	*-5	5	5	6	*-7	8	9	10	*-10	11					
	BRUECHLE T / MIKOLASCHEK S (GER)	0	0	*-1	1	1	2	*-2	2	3	4	*-5	5	5	5	*-5	5	6	6					
4	GLINBANCHEUN Y / JAION W (THA)	0	1	*-1	2	2	3	*-3	3	4	5	*-5	5	5	5	*-6	6	6	6					
	BRUECHLE T / MIKOLASCHEK S (GER)	*-0	0	1	1	*-2	2	3	4	*-4	4	5	6	*-7	8	8	9	*-10	11					
5	GLINBANCHEUN Y / JAION W (THA)	*-0	1	1	1	*-2	3	3	3	*-4	4	5	6	*-6	7	8	8	*-9	10	11				
	BRUECHLE T / MIKOLASCHEK S (GER)	0	0	*-1	2	2	2	*-3	4	4	5	*-5	5	6	6	*-6	7	7	7	7				

**Note:**  
The "Greatest deficit overcome" only applies when the pair ends up winning the game.

**Legend:**  
\*- First player of the pair is serving      \*- Second player of the pair is serving      No. Number



### Match Results

Résultats du match

ZHAI Xiang (CHN) 3 - 0 KIM Jung-Gil (KOR)  
GU Xiaodan (CHN) YOUN Jiyu (KOR)

Game Summary		Match	Game 1	Game 2	Game 3	Game 4	Game 5
ZHAI Xiang / GU Xiaodan	CHN	3	11	11	11		
KIM Jung-Gil / YOON Jiyu	KOR	0	8	5	8		
Duration:		25min	7min	7min	10min		

Match No.: 16 Table: 6

Umpires: GULLBERG-HANSEN Jens (DEN) MIGUEZ Carolina (ARG)

Player Statistics	ZHAI X / GU X (CHN)					Match	KIM JG / YOON J (KOR)					Match
	Game						Game					
	1	2	3	4	5		1	2	3	4	5	
Points won	11	11	11			33	8	5	8			21
Biggest lead	3	6	3			6	2	2	2			2
Points won on own serve	5	5	5			15	3	2	3			8
Points lost on own serve	5	3	5			13	6	6	6			18
Most consecutive points won	4	8	3			8	2	5	3			5
Greatest deficit overcome	2	2	2			2	-	-	-			-

Game/Match Statistics	Game					Match
	1	2	3	4	5	
Longest rally (strokes)	26	20	28			28
Average rally	9	8	13			10

#### Game Progress

1	ZHAI X / GU X (CHN)	*-0	1	1	2	*-2	3	3	3	*-4	4	4	5	*-6	7	8	8	*-9	9	10	11
	KIM JG / YOON J (KOR)	0	0	*-1	1	2	2	*-3	4	4	5	*-6	6	6	6	*-6	7	7	8	*-8	8
2	ZHAI X / GU X (CHN)	0	1	*-2	3	3	3	*-3	3	3	4	*-5	6	7	8	*-9	10	11			
	KIM JG / YOON J (KOR)	*-0	0	0	0	*-1	2	3	4	*-5	5	5	5	*-5	5	5	5	5			
3	ZHAI X / GU X (CHN)	*-0	0	0	1	*-2	3	3	4	*-5	6	6	6	*-6	7	8	8	*-9	9	10	11
	KIM JG / YOON J (KOR)	0	1	*-2	2	2	2	*-3	3	3	3	*-4	5	6	6	*-6	7	7	8	*-8	8

#### Note:

The "Greatest deficit overcome" only applies when the pair ends up winning the game.

#### Legend:

\*- First player of the pair is serving      \*- Second player of the pair is serving      No. Number



**Match Results**  
Résultats du match

**FENG Panfeng / ZHOU Ying (CHN) 3 - 0 MERRIEN Florian / VAUTIER Flora (FRA)**

Game Summary		Match	Game 1	Game 2	Game 3	Game 4	Game 5
FENG Panfeng / ZHOU Ying	CHN	3	11	11	11		
MERRIEN Florian / VAUTIER Flora	FRA	0	4	9	8		
Duration:		26min	6min	10min	8min		

Match No.: 17 Table: 2

Umpires: KIVIMAKI Joonas (FIN) MIGUEZ Carolina (ARG)

Player Statistics	FENG P / ZHOU Y (CHN)					Match	MERRIEN F / VAUTIER F (FRA)					Match
	Game						Game					
	1	2	3	4	5		1	2	3	4	5	
Points won	11	11	11			33	4	9	8			21
Biggest lead	7	5	4			7	-	-	-			-
Points won on own serve	6	5	6			17	2	4	4			10
Points lost on own serve	2	5	4			11	5	6	5			16
Most consecutive points won	3	3	3			3	1	4	3			4
Greatest deficit overcome	-	-	-			-	-	-	-			-

Game/Match Statistics	Game					Match
	1	2	3	4	5	
Longest rally (strokes)	19	21	17			21
Average rally	6	7	7			7

**Game Progress**

1	<b>FENG P / ZHOU Y (CHN)</b>	-*0	1	2	2	*-3	4	5	5	*-6	7	7	8	*-9	10	10	11					
	MERRIEN F / VAUTIER F (FRA)	0	0	*-0	1	1	1	*-1	2	2	2	*-3	3	3	3	*-4	4					
2	<b>FENG P / ZHOU Y (CHN)</b>	0	1	*-1	2	2	3	*-4	5	5	6	*-6	7	7	8	*-9	10	10	10	*-10	10	11
	MERRIEN F / VAUTIER F (FRA)	*-0	0	1	1	*-2	2	2	2	*-3	3	4	4	*-5	5	5	5	*-6	7	8	9	9
3	<b>FENG P / ZHOU Y (CHN)</b>	-*0	1	2	3	*-3	4	5	5	*-6	6	6	6	*-7	7	8	8	*-9	9	10	11	
	MERRIEN F / VAUTIER F (FRA)	0	0	*-0	0	1	1	*-1	2	2	3	*-4	5	5	6	*-6	7	7	8	*-8	8	

**Note:**

The "Greatest deficit overcome" only applies when the pair ends up winning the game.

**Legend:**

\*- First player of the pair is serving      \*- Second player of the pair is serving      No. Number



### Match Results

Résultats du match

**GLINBANCHEUN Yuttajak** (THA) **3 - 1** **ZHAI Xiang** (CHN)  
**JAION Wijitra** (THA) **GU Xiaodan** (CHN)

Game Summary		Match	Game 1	Game 2	Game 3	Game 4	Game 5
GLINBANCHEUN Y / JAION W	THA	3	11	12	8	11	
ZHAI Xiang / GU Xiaodan	CHN	1	9	10	11	7	
Duration:		39min	8min	9min	9min	11min	

Match No.: 18 Table: 6

Umpires: PURCELL Tom (GBR) WILLIAMS Jackie (GBR)

Player Statistics	GLINBANCHEUN Y / JAION W (THA)					Match	ZHAI X / GU X (CHN)					Match
	Game						Game					
	1	2	3	4	5		1	2	3	4	5	
Points won	11	12	8	11		42	9	10	11	7		37
Biggest lead	3	2	1	4		4	-	2	5	2		5
Points won on own serve	7	5	4	7		23	6	4	6	4		20
Points lost on own serve	3	6	5	3		17	4	7	4	4		19
Most consecutive points won	3	3	3	4		4	2	3	6	2		6
Greatest deficit overcome	-	2	-	2		2	-	-	1	-		1

Game/Match Statistics	Game				Match
	1	2	3	4	
Longest rally (strokes)	29	23	34	46	46
Average rally	8	10	12	14	11

#### Game Progress

1	GLINBANCHEUN Y / JAION W (THA)	0	1	*-2	3	3	3	*-4	4	5	5	*-5	6	7	8	*-8	8	9	9	*-9	10	11		
	ZHAI X / GU X (CHN)	*-0	0	0	0	*-1	2	2	3	*-3	4	5	5	*-5	5	6	7	*-7	8	9	9	9		
2	GLINBANCHEUN Y / JAION W (THA)	*-0	1	1	1	*-1	2	2	3	*-4	4	4	5	*-6	7	7	7	*-8	8	9	10	*-10	11	12
	ZHAI X / GU X (CHN)	0	0	*-1	2	3	3	*-4	4	4	5	*-6	6	6	6	*-7	8	8	9	*-9	9	10	*-10	10
3	GLINBANCHEUN Y / JAION W (THA)	0	1	*-1	1	1	1	*-1	1	2	2	*-3	4	5	5	*-6	7	7	8	*-8			8	
	ZHAI X / GU X (CHN)	*-0	0	1	2	*-3	4	5	6	*-6	7	7	7	*-7	8	8	8	*-9	9	10			11	
4	GLINBANCHEUN Y / JAION W (THA)	*-0	0	0	1	*-2	3	4	4	*-4	5	6	7	*-7	8	9	9	*-10	10			11		
	ZHAI X / GU X (CHN)	0	1	*-2	2	2	2	*-2	3	4	4	*-4	4	5	5	*-5	6	6	7			7		

#### Note:

The "Greatest deficit overcome" only applies when the pair ends up winning the game.

#### Legend:

\*- First player of the pair is serving      \*- Second player of the pair is serving      No. Number



**Match Results**  
Résultats du match

**FENG Panfeng / ZHOU Ying (CHN) 3 - 1 GLINBANCHEUN Yuttajak / JAION Wijitra (THA)**

Game Summary		Match	Game 1	Game 2	Game 3	Game 4	Game 5
FENG Panfeng / ZHOU Ying	CHN	3	11	11	11	11	
GLINBANCHEUN Y / JAION W	THA	1	13	7	9	8	
Duration:		47min	12min	10min	10min	13min	

Match No.: 19 Table: 2  
Umpires: ABDELAZIZ Lamia (EGY) COME Corinne (FRA)

Player Statistics	FENG P / ZHOU Y (CHN)					Match	GLINBANCHEUN Y / JAION W (THA)					Match
	Game						Game					
	1	2	3	4	5		1	2	3	4	5	
Points won	11	11	11	11		44	13	7	9	8		37
Biggest lead	3	6	2	4		6	2	1	3	1		3
Points won on own serve	5	5	7	6		23	6	4	6	5		21
Points lost on own serve	7	3	3	3		16	6	6	4	5		21
Most consecutive points won	3	7	4	4		7	4	3	3	3		4
Greatest deficit overcome	-	1	3	1		3	3	-	-	-		3

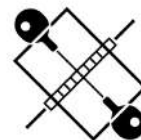
Game/Match Statistics	Game				Match
	1	2	3	4	
Longest rally (strokes)	35	34	18	29	35
Average rally	6	10	7	12	9

**Game Progress**

1	FENG P / ZHOU Y (CHN)	0	1	*1	2	3	4	*4	4	4	4	*5	5	6	7	*8	8	8	*8	9	10	*11	11	
	GLINBANCHEUN Y / JAION W (THA)	*0	0	1	1	*1	1	2	3	*4	5	5	6	*6	6	6	7	*8	9	10	10	*10	10	*11
			*11	11																				
			12	13																				
2	FENG P / ZHOU Y (CHN)	0	0	*1	2	3	3	*3	3	4	5	*6	7	8	9	*10	10	10	10	10	11			
	GLINBANCHEUN Y / JAION W (THA)	*0	1	1	1	*1	2	3	4	*4	4	4	4	*4	4	4	5	*6	7	7				
3	FENG P / ZHOU Y (CHN)	*0	1	1	1	*1	2	2	2	*3	4	5	6	*6	7	8	8	*8	9	9	10	11		
	GLINBANCHEUN Y / JAION W (THA)	0	0	*1	2	3	3	*4	5	5	5	*5	5	6	6	*6	7	8	8	*9	9	9		
4	FENG P / ZHOU Y (CHN)	0	0	*1	2	3	4	*4	4	4	5	*6	7	7	7	*8	9	10	10	*10	11			
	GLINBANCHEUN Y / JAION W (THA)	*0	1	1	1	*1	1	2	3	*4	4	4	4	*5	6	6	6	*6	7	8	8			

**Note:**  
The "Greatest deficit overcome" only applies when the pair ends up winning the game.

**Legend:**  
\*- First player of the pair is serving      \*- Second player of the pair is serving      No. Number



### Tournament Statistics

Statistiques du tournoi

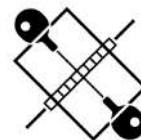
As of SUN 1 SEP 2024

Statistics	Round of 32	Round of 16	Quarterfinals	Semifinals	Finals	Total
<b>Matches</b> Total	4	8	4	2	1	19
Game Margin: 3:0	2 50%	6 75%	1 25%	1 50%		10 53%
3:1	1 25%	2 25%	1 25%	1 50%	1 100%	6 32%
3:2	1 25%		2 50%			3 16%
Invalid Results Mark						
Duration: Total	2h5min	3h23min	2h42min	1h5min	47min	10h2min
Longest	54min	32min	50min	39min	47min	54min
Shortest	16min	17min	25min	26min	47min	16min
Average	31min	25min	41min	33min	47min	32min
<b>Games</b> Total	15	26	17	7	4	69
Point Margin: 11						
10	2 13%	1 4%				3 4%
9	1 7%	1 4%				2 3%
8	2 13%	4 15%				6 9%
7		1 4%		1 14%		2 3%
6	2 13%	2 8%	1 6%			5 7%
5		2 8%	5 29%			7 10%
4	1 7%	5 19%	1 6%	1 14%	1 25%	9 13%
3	1 7%	4 15%	4 24%	2 29%	1 25%	12 17%
2	6 40%	6 23%	6 35%	3 43%	2 50%	23 33%
Invalid Results Mark						
Duration: Total	1h50min	3h2min	2h31min	1h1min	45min	9h9min
Longest	11min	11min	11min	11min	13min	13min
Shortest	4min	4min	6min	6min	10min	4min
Average	7min	7min	9min	9min	11min	8min
<b>Points</b> Total	260	448	319	133	81	1241
Per game	17.33	17.23	18.76	19.00	20.25	17.99
Most consecutive won	8	10	8	6	7	10
Greatest deficit overcome	4	4	3	2	3	4
Longest rally	20	33	31	46	35	46
Average rally	4	6	7	9	9	6

**Note:**

The "Greatest deficit overcome" only applies when the pair ends up winning the game.

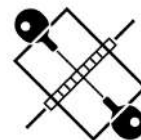




**Entry List by Event**  
Liste d'inscriptions par épreuve  
As of MON 26 AUG 2024

**REVISED**  
26 AUG 9:46

NPC	Name	Gender	Sport Class	Date of Birth
<b>AUS - Australia</b>	PELLISSIER Nathan	M	Class 8	17 MAR 1996
	LEI Li Na	F	Class 9	19 FEB 1988
	HIRTH Trevor	M	Class 6	29 FEB 1984
	TAPPER Melissa	F	Class 10	1 MAR 1990
<b>BRA - Brazil</b>	SALMIN Paulo	M	Class 7	12 NOV 1993
	ALEXANDRE Bruna	F	Class 10	29 MAR 1995
	MANARA Luiz Filipe	M	Class 8	19 NOV 1991
	RAUEN Danielle	F	Class 9	18 DEC 1997
<b>CHI - Chile</b>	TORRES Ignacio	M	Class 6	8 MAY 2002
	PEREZ Florencia	F	Class 8	14 AUG 2009
<b>CHN - China</b>	PENG Weinan	M	Class 8	10 APR 2002
	XIONG Guiyan	F	Class 9	6 MAR 1976
	ZHAO Shuai	M	Class 8	28 NOV 1994
	MAO Jingdian	F	Class 9	27 FEB 1995
<b>CRO - Croatia</b>	ZOHIL Borna	M	Class 8	2 SEP 2006
	LUCIC Mirjana	F	Class 9	9 DEC 1976
<b>EGY - Egypt</b>	YOUSSEF Sayed	M	Class 7	8 MAY 1984
	HAMMAD Hanaa	F	Class 6	21 JUN 1979
<b>FRA - France</b>	DIDIER Lucas	M	Class 9	8 JUL 2003
	KAMKASOMPHOU Thu	F	Class 8	12 OCT 1968
	BOHEAS Mateo	M	Class 10	9 OCT 1996
	CAILLAUD Morgen	F	Class 6	29 JAN 2002
<b>GBR - Great Britain</b>	STACEY Joshua	M	Class 9	25 FEB 2000
	TWOMEY Bly	F	Class 7	27 APR 2010
<b>GER - Germany</b>	RAU Thomas	M	Class 6	6 APR 1984
	WOLF Juliane	F	Class 8	26 FEB 1988
	SCHNAKE Bjoern	M	Class 7	13 DEC 1971
	GREBE Stephanie	F	Class 6	24 SEP 1987
<b>JPN - Japan</b>	IWABUCHI Koyo	M	Class 9	14 DEC 1994
	TOMONO Yuri	F	Class 8	1 MAY 2000
<b>NED - Netherlands</b>	MONTANUS Jean Paul	M	Class 7	24 NOV 1992
	van ZON Kelly	F	Class 7	15 SEP 1987
<b>NGR - Nigeria</b>	ALABI Kayode	M	Class 6	30 OCT 1988
	OBAZUAYE Faith	F	Class 10	4 MAR 1989



### Entry List by Event

Liste d'inscriptions par épreuve

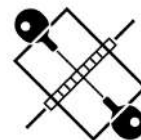
As of MON 26 AUG 2024

**REVISED**  
26 AUG 9:46

NPC	Name	Gender	Sport Class	Date of Birth
POL - Poland	GRUDZIEN Piotr	M	Class 8	27 SEP 1991
	PEK Karolina	F	Class 9	8 FEB 1998
	CHOJNOWSKI Patryk	M	Class 10	5 APR 1990
	MARSZAL Katarzyna	F	Class 6	18 JUN 1985
ROU - Romania	SIMION Bobi	M	Class 6	29 JUL 1980
	CIRIPAN Camelia	F	Class 6	16 NOV 1978
SWE - Sweden	HANSSON Jonas	M	Class 7	27 JUN 1997
	HANDEN Anja	F	Class 10	28 DEC 2003
UKR - Ukraine	DIDUKH Viktor	M	Class 8	23 JAN 1987
	SHYNKAROVA Iryna	F	Class 9	10 MAR 2005
	MAI Ivan	M	Class 9	8 NOV 1995
	LYTOVCHENKO Maryna	F	Class 6	26 MAY 1991

**REVISED**

BRA: Name has been updated.



**Draw**  
Tableau d'élimination

Round of 32	NPC Code	Round of 16	Quarterfinals	Semifinals	Finals	Final Ranking	NPC Code
GRUDZIEN P / PEK K	POL	GRUDZIEN P / PEK K	GRUDZIEN P / PEK K	GRUDZIEN P / PEK K	GRUDZIEN P / PEK K	1	CHN
BYE			3-0 (11:8, 11:6, 11:6)	3-2 (8:11, 8:11, 13:11, 11:4, 11:9)	3-2 (11:4, 11:5, 8:11, 9:11, 11:8)	2	CHN
BYE		MAI I / LYTOVCHEN.				3	POL
MAI I / LYTOVCHEN.	UKR					4	UKR
IWABUCHI K / TOMONO Y	JPN	IWABUCHI K / TOMONO Y	MANARA LF / RAUEN D			5	BRA
SIMION B / CIRIPAN C	ROU	3-0 (11:4, 11:8, 11:5)	3-1 (11:9, 7:11, 11:7, 11:6)			5	BRA
BYE		MANARA LF / RAUEN D				6	CRO
MANARA LF / RAUEN D	BRA					7	GBR
PELLISSIER / LEI LN	AUS	PELLISSIER / LEI LN				8	AUS
BYE						9	FRA
ZOHIL B / LUCIC M	CRO	ZOHIL B / LUCIC M				9	FRA
RAU T / WOLF J	GER	3-0 (11:8, 11:2, 13:11)				9	JPN
BOHEAS M / CAILLAUD M	FRA	BOHEAS M / CAILLAUD M				9	NED
YOUSSEF S / HAMMAD H	EGY	3-0 (11:8, 11:2, 11:7)				9	POL
BYE						9	SWE
PENG W / XIONG G	CHN	PENG W / XIONG G				9	UKR
ZHAO S / MAO J	CHN	ZHAO S / MAO J					
BYE							
SCHNAKE B / GREBE S	GER	MONTANUS / van ZON K					
MONTANUS / van ZON K	NED	3-0 (11:2, 11:3, 11:6)					
STACEY J / TWOMEY B	GBR	STACEY J / TWOMEY B					
ALABI K / OBAZUAYE F	NGR	3-1 (11:6, 7:11, 11:6, 11:6)					
BYE		CHOJNOWSKI / MARSZAL K					
CHOJNOWSKI / MARSZAL K	POL						
DIDUKH V / SHYNKAROVA	UKR	DIDUKH V / SHYNKAROVA					
BYE							
TORRES I / PEREZ F	CHI	DIDIER L / KAMKASOMP.					
DIDIER L / KAMKASOMP.	FRA	3-0 (11:9, 11:7, 11:5)					
HANSSON J / HANDEN A	SWE	HANSSON J / HANDEN A					
HIRTH T / TAPPER M	AUS	3-1 (17:15, 9:11, 11:9, 11:7)					
BYE		SALMIN P / ALEXANDRE					
SALMIN P / ALEXANDRE	BRA	3-0 (11:1, 11:4, 11:8)					

**GOLD**

ZHAO S / MAO J  
3-0 (11:9, 11:6, 11:8)

**SILVER**

PENG W / XIONG G

**BRONZE**

GRUDZIEN P / PEK K  
DIDUKH V / SHYNKAROVA



### Match Results

Résultats du match

IWABUCHI Koyo / TOMONO Yuri (JPN) 3 - 0 SIMION Bobi / CIRIPAN Camelia (ROU)

Game Summary		Match	Game 1	Game 2	Game 3	Game 4	Game 5
IWABUCHI Koyo / TOMONO Yuri	JPN	3	11	11	11		
SIMION Bobi / CIRIPAN Camelia	ROU	0	4	8	5		
Duration:		17min	4min	5min	5min		

Match No.: 1 Table: 3

Umpires: BONG Mijung (KOR) LABRUE Jacques (FRA)

Player Statistics	IWABUCHI K / TOMONO Y (JPN)					Match	SIMION B / CIRIPAN C (ROU)					Match
	Game						Game					
	1	2	3	4	5		1	2	3	4	5	
Points won	11	11	11			33	4	8	5			17
Biggest lead	9	3	6			9	-	4	-			4
Points won on own serve	6	5	5			16	2	4	2			8
Points lost on own serve	2	4	3			9	5	6	6			17
Most consecutive points won	7	7	4			7	3	5	2			5
Greatest deficit overcome	-	4	-			4	-	-	-			-

Game/Match Statistics	Game					Match
	1	2	3	4	5	
Longest rally (strokes)	8	8	10			10
Average rally	4	4	4			4

#### Game Progress

1	IWABUCHI K / TOMONO Y (JPN)	-*0	1	2	3	*-4	5	6	7	7	-*7	8	9	10	*-10	10	10	11
	SIMION B / CIRIPAN C (ROU)	0	0	*-0	0	0	0	*-0	0	1	1	*-1	1	2	3	*-4	4	
2	IWABUCHI K / TOMONO Y (JPN)	0	1	*-1	1	1	1	*-1	2	3	4	*-5	6	7	8	*-8	8	8
	SIMION B / CIRIPAN C (ROU)	*-0	0	1	2	*-3	4	5	5	*-5	5	5	5	*-5	5	6	7	*-8
3	IWABUCHI K / TOMONO Y (JPN)	-*0	1	1	2	*-3	4	5	5	*-5	6	6	7	*-8	8	9	10	11
	SIMION B / CIRIPAN C (ROU)	0	0	*-1	1	1	1	*-1	2	3	3	*-4	4	4	5	*-5	5	5

#### Note:

The "Greatest deficit overcome" only applies when the pair ends up winning the game.

#### Legend:

\*- First player of the pair is serving      \*- Second player of the pair is serving      No. Number



**Match Results**  
Résultats du match

**ZOHIL Borna / LUCIC Mirjana (CRO) 3 - 0 RAU Thomas / WOLF Juliane (GER)**

Game Summary		Match	Game 1	Game 2	Game 3	Game 4	Game 5
ZOHIL Borna / LUCIC Mirjana	CRO	3	11	11	13		
RAU Thomas / WOLF Juliane	GER	0	8	2	11		
Duration:		19min	6min	4min	9min		

Match No.: 2 Table: 3

Umpires: de HAUTECLOCQUE Donatien (FRA) ABDELAZIZ Lamia (EGY)

Player Statistics	ZOHIL B / LUCIC M (CRO)					Match	RAU T / WOLF J (GER)					Match
	Game						Game					
	1	2	3	4	5		1	2	3	4	5	
Points won	11	11	13			35	8	2	11			21
Biggest lead	3	9	2			9	1	-	3			3
Points won on own serve	6	6	6			18	4	2	5			11
Points lost on own serve	4	0	6			10	5	5	7			17
Most consecutive points won	4	6	3			6	3	1	3			3
Greatest deficit overcome	1	-	3			3	-	-	-			-

Game/Match Statistics	Game					Match
	1	2	3	4	5	
Longest rally (strokes)	5	6	7			7
Average rally	2	2	4			3

**Game Progress**

1	ZOHIL B / LUCIC M (CRO)	*0	1	2	3	*3	3	3	4	*4	5	5	5	*6	7	8	9	*9	10	10	11			
	RAU T / WOLF J (GER)	0	0	*0	0	1	2	*3	3	4	4	*5	6	6	6	*6	6	7	7	*8	8			
2	ZOHIL B / LUCIC M (CRO)	0	1	*1	2	3	4	*5	6	7	7	*8	9	10	11									
	RAU T / WOLF J (GER)	*0	0	1	1	*1	1	1	1	*1	2	2	2	*2	2									
3	ZOHIL B / LUCIC M (CRO)	*0	0	0	1	*2	2	3	3	*3	3	4	5	*6	6	7	7	*8	9	9	9	*10	11	*11
	RAU T / WOLF J (GER)	0	1	*2	2	2	3	*3	4	5	6	*6	6	6	7	*7	8	8	8	*9	10	10	*10	11
			12	13																				
			*11	11																				

**Note:**  
The "Greatest deficit overcome" only applies when the pair ends up winning the game.

**Legend:**  
\*- First player of the pair is serving      -\* Second player of the pair is serving      No. Number



### Match Results

Résultats du match

**BOHEAS Mateo** (FRA) **3 - 0** **YOUSSEF Sayed** (EGY)  
**CAILLAUD Morgen** (FRA) **HAMMAD Hanaa** (EGY)

Game Summary		Match	Game 1	Game 2	Game 3	Game 4	Game 5
BOHEAS M / CAILLAUD M	FRA	3	11	11	11		
YOUSSEF Sayed / HAMMAD Hanaa	EGY	0	8	2	7		
Duration:		17min	5min	4min	5min		

Match No.: 3 Table: 1

Umpires: GULLBERG-HANSEN Jens (DEN) MIGUEZ Carolina (ARG)

Player Statistics	BOHEAS M / CAILLAUD M (FRA)					Match	YOUSSEF S / HAMMAD H (EGY)					Match
	Game						Game					
	1	2	3	4	5		1	2	3	4	5	
Points won	11	11	11			33	8	2	7			17
Biggest lead	4	9	4			9	1	1	1			1
Points won on own serve	6	6	8			20	4	2	5			11
Points lost on own serve	4	0	2			6	5	5	3			13
Most consecutive points won	4	8	5			8	5	1	4			5
Greatest deficit overcome	1	1	1			1	-	-	-			-

Game/Match Statistics	Game					Match
	1	2	3	4	5	
Longest rally (strokes)	5	6	5			6
Average rally	3	3	3			3

#### Game Progress

1	BOHEAS M / CAILLAUD M (FRA)	-*0	1	1	2	*-3	4	5	5	*-5	5	5	5	*-6	7	7	8	*-8	9	10	11
	YOUSSEF S / HAMMAD H (EGY)	0	0	*-1	1	1	1	*-1	2	3	4	*-5	6	6	6	*-7	7	8	8	*-8	8
2	BOHEAS M / CAILLAUD M (FRA)	0	0	*-1	2	3	4	*-5	6	7	8	*-8	9	10	11						
	YOUSSEF S / HAMMAD H (EGY)	*-0	1	1	1	*-1	1	1	1	*-1	1	2	2	*-2	2						
3	BOHEAS M / CAILLAUD M (FRA)	-*0	1	2	2	*-3	4	5	5	*-5	6	6	6	*-6	6	7	8	*-9	10	11	
	YOUSSEF S / HAMMAD H (EGY)	0	0	*-0	1	1	1	*-1	2	3	3	*-4	5	6	7	*-7	7	7	7	7	7

#### Note:

The "Greatest deficit overcome" only applies when the pair ends up winning the game.

#### Legend:

\*- First player of the pair is serving      \*- Second player of the pair is serving      No. Number



**Match Results**  
Résultats du match

SCHNAKE Bjoern (GER) **0 - 3** MONTANUS Jean Paul (NED)  
GREBE Stephanie (GER) van ZON Kelly (NED)

Game Summary		Match	Game 1	Game 2	Game 3	Game 4	Game 5
SCHNAKE Bjoern / GREBE Stephanie	GER	0	2	3	6		
MONTANUS JP / van ZON K	NED	3	11	11	11		
Duration:		15min	4min	4min	5min		

Match No.: 4 Table: 5

Umpires: VASINOVA Karina (CZE) GALLEGO David (COL)

Player Statistics	SCHNAKE B / GREBE S (GER)					Match	MONTANUS JP / van ZON K (NED)					Match
	Game						Game					
	1	2	3	4	5		1	2	3	4	5	
Points won	2	3	6			11	11	11	11			33
Biggest lead	-	-	1			1	9	8	5			9
Points won on own serve	1	0	4			5	6	3	7			16
Points lost on own serve	5	8	4			17	1	3	2			6
Most consecutive points won	1	2	2			2	5	6	4			6
Greatest deficit overcome	-	-	-			-	-	-	1			1

Game/Match Statistics	Game					Match
	1	2	3	4	5	
Longest rally (strokes)	5	6	8			8
Average rally	3	3	3			3

**Game Progress**

1	SCHNAKE B / GREBE S (GER)	0	0	*-0	0	0	0	-*1	1	1	1	*-1	2	2	2				
	MONTANUS JP / van ZON K (NED)	-*0	1	2	3	*-4	5	5	6	-*7	8	9	9	*-10	11				
2	SCHNAKE B / GREBE S (GER)	*-0	0	0	1	-*1	1	1	2	*-3	3	3	-*3	3	3				
	MONTANUS JP / van ZON K (NED)	0	1	-*2	2	3	4	*-5	5	5	6	-*7	8	9	10				
3	SCHNAKE B / GREBE S (GER)	0	1	*-1	1	2	2	-*2	3	4	4	*-4	4	4	5	-*5	5	6	6
	MONTANUS JP / van ZON K (NED)	-*0	0	1	2	*-2	3	4	4	-*4	5	6	7	*-8	8	9	10	-*10	11

**Note:**  
The "Greatest deficit overcome" only applies when the pair ends up winning the game.

**Legend:**  
\*- First player of the pair is serving      -\* Second player of the pair is serving      No. Number



**Match Results**  
Résultats du match

**STACEY Joshua / TWOMEY Bly (GBR) 3 - 1 ALABI Kayode / OBAZUAYE Faith (NGR)**

Game Summary		Match	Game 1	Game 2	Game 3	Game 4	Game 5
STACEY Joshua / TWOMEY Bly	GBR	3	11	7	11	11	
ALABI Kayode / OBAZUAYE Faith	NGR	1	6	11	6	6	
Duration:		25min	5min	7min	6min	6min	

Match No.: 5 Table: 1

Umpires: LEMAN Jean Yves (FRA) LEONG Amanda Pei San (MAS)

Player Statistics	STACEY J / TWOMEY B (GBR)					Match	ALABI K / OBAZUAYE F (NGR)					Match
	Game						Game					
	1	2	3	4	5		1	2	3	4	5	
Points won	11	7	11	11		40	6	11	6	6		29
Biggest lead	5	2	6	5		6	-	4	-	-		4
Points won on own serve	4	6	4	6		20	2	7	2	3		14
Points lost on own serve	4	4	4	3		15	7	1	7	5		20
Most consecutive points won	4	2	6	5		6	3	4	2	2		4
Greatest deficit overcome	-	-	-	-		-	-	2	-	-		2

Game/Match Statistics	Game				Match
	1	2	3	4	
Longest rally (strokes)	6	6	9	7	9
Average rally	3	3	3	3	3

**Game Progress**

1	STACEY J / TWOMEY B (GBR)	0	1	*-2	3	3	3	*-4	4	5	6	*-7	7	7	7	*-8	9	10	11	
	ALABI K / OBAZUAYE F (NGR)	*-0	0	0	0	*-1	2	2	3	*-3	3	3	4	*-5	6	6	6	*-6	6	
2	STACEY J / TWOMEY B (GBR)	*-0	1	2	2	*-2	3	3	4	*-4	5	5	5	*-5	5	6	6	*-6	7	7
	ALABI K / OBAZUAYE F (NGR)	0	0	*-0	1	2	2	*-3	3	4	4	*-5	6	7	8	*-8	9	10	10	11
3	STACEY J / TWOMEY B (GBR)	0	1	*-2	3	4	5	*-6	6	6	7	*-7	8	9	9	*-10	10	10	11	
	ALABI K / OBAZUAYE F (NGR)	*-0	0	0	0	*-0	0	0	1	*-2	2	3	3	*-3	4	4	5	*-6	6	
4	STACEY J / TWOMEY B (GBR)	*-0	1	2	3	*-4	5	5	6	*-6	6	7	8	*-8	8	9	10	*-10	11	
	ALABI K / OBAZUAYE F (NGR)	0	0	*-0	0	0	0	*-1	1	2	3	*-3	3	4	5	*-5	5	6	6	

**Note:**

The "Greatest deficit overcome" only applies when the pair ends up winning the game.

**Legend:**

\*- First player of the pair is serving      \*- Second player of the pair is serving      No. Number





**Match Results**  
Résultats du match

TORRES Ignacio / PEREZ Florencia (CHI) **0 - 3** DIDIER Lucas / KAMKASOMPHOU Thu (FRA)

Game Summary		Match	Game 1	Game 2	Game 3	Game 4	Game 5
TORRES Ignacio / PEREZ Florencia	CHI	0	9	7	5		
DIDIER L / KAMKASOMPHOU T	FRA	3	11	11	11		
Duration:		19min	7min	5min	5min		

Match No.: 6 Table: 5

Umpires: MERHEB Imad (LBN) WILLIAMS Jackie (GBR)

Player Statistics	TORRES I / PEREZ F (CHI)					Match	DIDIER L / KAMKASOMPHOU T (FRA)					Match
	Game						Game					
	1	2	3	4	5		1	2	3	4	5	
Points won	9	7	5			21	11	11	11			33
Biggest lead	4	1	3			4	2	4	6			6
Points won on own serve	4	5	4			13	5	8	7			20
Points lost on own serve	6	3	4			13	5	2	1			8
Most consecutive points won	4	3	3			4	5	4	6			6
Greatest deficit overcome	-	-	-			-	4	1	3			4

Game/Match Statistics	Game					Match
	1	2	3	4	5	
Longest rally (strokes)	9	10	10			10
Average rally	4	4	4			4

**Game Progress**

1	TORRES I / PEREZ F (CHI)	*-0	1	1	2	*-2	3	3	4	*-5	6	7	7	*-8	8	8	9	*-9	9	9	9	9
	DIDIER L / KAMKASOMPHOU T (FRA)	0	0	*-1	1	2	2	*-3	3	3	3	*-3	4	4	5	*-6	6	7	8	*-9	10	11
2	TORRES I / PEREZ F (CHI)	0	0	*-0	1	2	3	*-3	4	4	4	*-4	4	5	5	*-6	7	7	7	7		
	DIDIER L / KAMKASOMPHOU T (FRA)	*-0	1	2	2	*-2	2	3	3	*-4	5	6	7	*-7	8	8	8	*-9	10	11		
3	TORRES I / PEREZ F (CHI)	*-0	1	2	3	*-3	3	3	3	*-3	4	5	5	*-5	5	5	5	5	5	5		
	DIDIER L / KAMKASOMPHOU T (FRA)	0	0	*-0	0	1	2	*-3	4	5	5	*-5	6	7	8	*-9	10	11				

**Note:**

The "Greatest deficit overcome" only applies when the pair ends up winning the game.

**Legend:**

\*- First player of the pair is serving      \*- Second player of the pair is serving      No. Number



**Match Results**  
Résultats du match

**HANSSON Jonas** (SWE)     **3 - 1**     **HIRTH Trevor** (AUS)  
**HANDEN Anja** (SWE)     **TAPPER Melissa** (AUS)

Game Summary		Match	Game 1	Game 2	Game 3	Game 4	Game 5
HANSSON Jonas / HANDEN Anja	SWE	3	17	9	11	11	
HIRTH Trevor / TAPPER Melissa	AUS	1	15	11	9	7	
Duration:		36min	10min	6min	8min	6min	

Match No.: 7 Table: 1

Umpires: KLECKER Roman (CZE) COME Corinne (FRA)

Player Statistics	HANSSON J / HANDEN A (SWE)					Match	HIRTH T / TAPPER M (AUS)					Match
	Game						Game					
	1	2	3	4	5		1	2	3	4	5	
Points won	17	9	11	11		48	15	11	9	7		42
Biggest lead	4	1	2	7		7	1	3	5	-		5
Points won on own serve	7	4	6	7		24	6	5	5	4		20
Points lost on own serve	9	6	4	3		22	10	5	5	4		24
Most consecutive points won	3	3	6	7		7	4	3	4	4		4
Greatest deficit overcome	1	-	5	-		5	-	1	-	-		1

Game/Match Statistics	Game					Match
	1	2	3	4	5	
Longest rally (strokes)	8	7	8	5		8
Average rally	3	4	4	3		4

**Game Progress**

1	HANSSON J / HANDEN A (SWE)	0	1	*2	3	3	4	*5	5	6	6	*6	7	7	8	*8	8	8	8	*9	9	10	*10	11
	HIRTH T / TAPPER M (AUS)	*-0	0	0	0	*-1	1	1	2	*-2	3	4	4	*-5	5	6	7	*-8	9	9	10	*-10	11	*-11
		*-12	12	*-13	13	*-14	14	*-14	15	*-16	17													
		11	*-12	12	*-13	13	*-14	15	*-15	15	15													
2	HANSSON J / HANDEN A (SWE)	*-0	0	0	1	*-1	1	2	3	*-3	3	4	5	*-6	6	7	7	*-8	9	9	9	9	9	9
	HIRTH T / TAPPER M (AUS)	0	1	*-2	2	3	4	*-4	4	5	6	*-6	6	6	7	*-7	8	8	8	*-9	10	11		
3	HANSSON J / HANDEN A (SWE)	0	0	*-0	1	1	1	*-1	1	2	3	*-4	4	4	5	*-5	6	7	8	*-9	10	11		
	HIRTH T / TAPPER M (AUS)	*-0	1	2	2	*-3	4	5	6	*-6	6	6	7	*-8	8	9	9	*-9	9	9	9	9	9	9
4	HANSSON J / HANDEN A (SWE)	*-0	1	2	3	*-4	5	6	7	*-7	7	8	8	*-9	10	10	10	*-10	10	11				
	HIRTH T / TAPPER M (AUS)	0	0	*-0	0	0	0	*-0	0	1	2	*-2	3	3	3	*-4	5	6	7	7				

**Note:**

The "Greatest deficit overcome" only applies when the pair ends up winning the game.

**Legend:**

\*- First player of the pair is serving     \*- Second player of the pair is serving     No. Number



**Match Results**  
Résultats du match

**GRUDZIEN Piotr / PEK Karolina (POL) 3 - 0 MAI Ivan / LYTOVCHENKO Maryna (UKR)**

Game Summary		Match	Game 1	Game 2	Game 3	Game 4	Game 5
GRUDZIEN Piotr / PEK Karolina	POL	3	11	11	11		
MAI Ivan / LYTOVCHENKO Maryna	UKR	0	8	6	6		
Duration:		22min	7min	6min	8min		

Match No.: 8 Table: 3

Umpires: GERSDORF Anja (GER) SIMON Jacky (FRA)

Player Statistics	GRUDZIEN P / PEK K (POL)					Match	MAI I / LYTOVCHENKO M (UKR)					Match
	Game						Game					
	1	2	3	4	5		1	2	3	4	5	
Points won	11	11	11			33	8	6	6			20
Biggest lead	3	5	5			5	-	1	2			2
Points won on own serve	5	7	5			17	4	4	3			11
Points lost on own serve	4	2	3			9	6	4	6			16
Most consecutive points won	3	4	6			6	3	2	2			3
Greatest deficit overcome	-	1	2			2	-	-	-			-

Game/Match Statistics	Game					Match
	1	2	3	4	5	
Longest rally (strokes)	9	7	7			9
Average rally	4	4	3			4

**Game Progress**

1	<b>GRUDZIEN P / PEK K (POL)</b>	0	1	*1	2	3	4	*4	5	5	6	*6	7	7	8	*8	8	8	9	*10	11
	MAI I / LYTOVCHENKO M (UKR)	*0	0	1	1	*1	1	2	2	*3	3	4	4	*5	5	6	7	*8	8	8	8
2	<b>GRUDZIEN P / PEK K (POL)</b>	*0	1	1	1	*2	3	4	5	*5	6	7	8	*8	9	9	10	*10	11		
	MAI I / LYTOVCHENKO M (UKR)	0	0	*1	2	2	2	*2	2	3	3	*3	3	4	4	*5	5	6	6		
3	<b>GRUDZIEN P / PEK K (POL)</b>	0	0	*1	1	1	2	*2	3	4	5	*6	7	8	8	*9	10	10	11		
	MAI I / LYTOVCHENKO M (UKR)	*0	1	1	2	*3	3	4	4	*4	4	4	4	*4	5	5	5	*6	6		

**Note:**

The "Greatest deficit overcome" only applies when the pair ends up winning the game.

**Legend:**

\*- First player of the pair is serving      -\* Second player of the pair is serving      No. Number



**Match Results**  
Résultats du match

IWABUCHI Koyo (JPN) **1 - 3** MANARA Luiz Filipe (BRA)  
TOMONO Yuri (JPN) RAUEN Danielle (BRA)

Game Summary		Match	Game 1	Game 2	Game 3	Game 4	Game 5
IWABUCHI Koyo / TOMONO Yuri	JPN	1	9	11	7	6	
<b>MANARA LF / RAUEN D</b>	<b>BRA</b>	<b>3</b>	11	7	11	11	
Duration:		<b>35min</b>	8min	7min	8min	10min	

Match No.: 9 Table: 3

Umpires: DECLOMESNIL Yohan (FRA) MIKITA Darek (CAN)

Player Statistics	IWABUCHI K / TOMONO Y (JPN)					Match	MANARA LF / RAUEN D (BRA)					Match
	Game						Game					
	1	2	3	4	5		1	2	3	4	5	
Points won	9	11	7	6		<b>33</b>	11	7	11	11		<b>40</b>
Biggest lead	-	4	-	2		<b>4</b>	5	1	4	5		<b>5</b>
Points won on own serve	3	6	5	4		<b>18</b>	4	3	8	6		<b>21</b>
Points lost on own serve	7	4	3	5		<b>19</b>	6	5	2	2		<b>15</b>
Most consecutive points won	4	4	2	2		<b>4</b>	5	3	4	6		<b>6</b>
Greatest deficit overcome	-	1	-	-		<b>1</b>	-	-	-	2		<b>2</b>

Game/Match Statistics	Game					Match
	1	2	3	4	5	
Longest rally (strokes)	10	11	7	8		<b>11</b>
Average rally	5	5	4	4		<b>4</b>

**Game Progress**

1	IWABUCHI K / TOMONO Y (JPN)	0	0	*1	1	2	2	*2	2	2	2	*3	3	4	5	*6	7	7	8	*9	9	9
	<b>MANARA LF / RAUEN D (BRA)</b>	*0	1	1	2	*2	3	4	5	*6	7	7	8	*8	8	8	8	*9	9	9	10	11
2	IWABUCHI K / TOMONO Y (JPN)	*0	1	2	2	*2	2	3	4	*4	5	6	7	*8	8	8	9	*10	10	11		
	MANARA LF / RAUEN D (BRA)	0	0	*0	1	2	3	*3	3	4	4	*4	4	4	5	*6	6	6	7	7		
3	IWABUCHI K / TOMONO Y (JPN)	0	0	*0	1	2	2	*2	3	3	4	*4	5	6	6	*6	6	6	7	7		
	<b>MANARA LF / RAUEN D (BRA)</b>	*0	1	2	2	*2	3	4	4	*5	5	6	6	*6	7	8	9	*10	10	11		
4	IWABUCHI K / TOMONO Y (JPN)	*0	1	2	2	*3	3	4	4	*4	5	5	5	*5	5	5	5	*6	6			
	<b>MANARA LF / RAUEN D (BRA)</b>	0	0	*0	1	1	2	*2	3	4	4	*5	6	7	8	*9	10	10	11			

**Note:**

The "Greatest deficit overcome" only applies when the pair ends up winning the game.

**Legend:**

\*- First player of the pair is serving      \*- Second player of the pair is serving      No. Number



**Match Results**  
Résultats du match

PELLISSIER Nathan / LEI Li Na (AUS) **2 - 3** ZOHIL Borna / LUCIC Mirjana (CRO)

Game Summary		Match	Game 1	Game 2	Game 3	Game 4	Game 5
PELLISSIER Nathan / LEI Li Na	AUS	2	10	11	6	11	9
ZOHIL Borna / LUCIC Mirjana	CRO	3	12	9	11	8	11
Duration:		39min	8min	8min	6min	8min	8min

Match No.: 10 Table: 1

Umpires: LEMAN Jean Yves (FRA) LEONG Amanda Pei San (MAS)

Player Statistics	PELLISSIER N / LEI LN (AUS)						ZOHIL B / LUCIC M (CRO)					
	Game					Match	Game					Match
	1	2	3	4	5		1	2	3	4	5	
Points won	10	11	6	11	9	47	12	9	11	8	11	51
Biggest lead	1	2	-	6	-	6	4	6	5	2	5	6
Points won on own serve	4	7	4	8	5	28	5	6	6	7	6	30
Points lost on own serve	7	3	5	1	5	21	6	4	2	3	4	19
Most consecutive points won	3	7	3	7	4	7	3	6	4	3	5	6
Greatest deficit overcome	-	6	-	2	-	6	1	-	-	-	-	1

Game/Match Statistics	Game					Match
	1	2	3	4	5	
Longest rally (strokes)	9	11	10	9	10	11
Average rally	5	5	4	4	5	5

**Game Progress**

1	PELLISSIER N / LEI LN (AUS)	*-0	0	1	2	*-2	2	3	3	*-3	3	4	5	*-5	5	5	6	*-7	7	8	9	*-10	10	10
	ZOHIL B / LUCIC M (CRO)	0	1	*-1	1	2	3	*-3	4	5	6	*-6	6	7	8	*-9	9	9	10	*-10	10	10	*-11	12
2	PELLISSIER N / LEI LN (AUS)	0	0	*-1	1	2	2	*-2	2	2	2	*-2	3	4	4	*-5	6	7	8	*-9	10	11		
	ZOHIL B / LUCIC M (CRO)	*-0	1	1	2	*-2	3	4	5	*-6	7	8	8	*-8	9	9	9	*-9	9	9	9	9	9	9
3	PELLISSIER N / LEI LN (AUS)	*-0	0	1	1	*-1	1	1	2	*-2	3	4	5	*-5	5	6	6	*-6	6					
	ZOHIL B / LUCIC M (CRO)	0	1	*-1	2	3	4	*-5	5	6	6	*-6	6	7	8	*-8	9	10	11					
4	PELLISSIER N / LEI LN (AUS)	0	0	*-0	1	2	3	*-4	5	6	7	*-7	8	9	9	*-9	9	10	10	*-10	11			
	ZOHIL B / LUCIC M (CRO)	*-0	1	2	2	*-2	2	2	2	*-2	2	3	3	*-3	4	5	6	*-6	7	8	8			
5	PELLISSIER N / LEI LN (AUS)	*-0	0	0	1	*-1	2	2	2	*-3	4	5	5	*-5	5	5	5	*-6	7	8	9	9		
	ZOHIL B / LUCIC M (CRO)	0	1	*-2	2	3	3	*-4	5	5	5	*-5	6	7	8	*-9	10	10	10	*-10	10	11		

**Note:**

The "Greatest deficit overcome" only applies when the pair ends up winning the game.

**Legend:**

\*- First player of the pair is serving      \*- Second player of the pair is serving      No. Number



**Match Results**  
Résultats du match

**BOHEAS Mateo** (FRA) **0 - 3** **PENG Weinan** (CHN)  
**CAILLAUD Morgen** (FRA) **XIONG Guiyan** (CHN)

Game Summary		Match	Game 1	Game 2	Game 3	Game 4	Game 5
BOHEAS Mateo / CAILLAUD Morgen	FRA	0	6	5	1		
PENG Weinan / XIONG Guiyan	CHN	3	11	11	11		
Duration:		18min	5min	5min	7min		

Match No.: 11 Table: 5

Umpires: GULLBERG-HANSEN Jens (DEN) MIGUEZ Carolina (ARG)

Player Statistics	BOHEAS M / CAILLAUD M (FRA)					Match	PENG W / XIONG G (CHN)					Match
	Game						Game					
	1	2	3	4	5		1	2	3	4	5	
Points won	6	5	1			12	11	11	11			33
Biggest lead	1	-	-			1	5	6	10			10
Points won on own serve	4	2	0			6	7	5	5			17
Points lost on own serve	4	6	5			15	2	3	1			6
Most consecutive points won	3	2	1			3	6	6	6			6
Greatest deficit overcome	-	-	-			-	1	-	-			1

Game/Match Statistics	Game					Match
	1	2	3	4	5	
Longest rally (strokes)	8	9	7			9
Average rally	4	4	3			4

**Game Progress**

1	BOHEAS M / CAILLAUD M (FRA)	0	1	*-1	2	2	2	*-2	3	4	5	*-5	5	5	5	*-5	5	6	6
	PENG W / XIONG G (CHN)	*-0	0	1	1	*-2	3	4	4	*-4	4	5	6	*-7	8	9	10	*-10	11
2	BOHEAS M / CAILLAUD M (FRA)	*-0	0	0	1	*-2	2	3	3	*-4	4	5	5	*-5	5	5	5	5	5
	PENG W / XIONG G (CHN)	0	1	*-2	2	2	3	*-3	4	4	5	*-5	6	7	8	*-9	10	11	
3	BOHEAS M / CAILLAUD M (FRA)	0	0	*-0	0	0	0	*-1	1	1	1	*-1	1	1					
	PENG W / XIONG G (CHN)	*-0	1	2	3	*-4	5	5	6	*-7	8	9	10	11					

**Note:**

The "Greatest deficit overcome" only applies when the pair ends up winning the game.

**Legend:**

\*- First player of the pair is serving      -\* Second player of the pair is serving      No. Number



### Match Results

Résultats du match

**ZHAO Shuai** (CHN)      **3 - 2**      **MONTANUS Jean Paul** (NED)  
**MAO Jingdian** (CHN)      **van ZON Kelly** (NED)

Game Summary		Match	Game 1	Game 2	Game 3	Game 4	Game 5
ZHAO Shuai / MAO Jingdian	CHN	3	11	9	10	11	11
MONTANUS JP / van ZON K	NED	2	8	11	12	4	5
Duration:		37min	5min	7min	9min	5min	7min

Match No.: 12 Table: 1

Umpires: KIVIMAKI Joonas (FIN) ROUSSET Isabelle (FRA)

Player Statistics	ZHAO S / MAO J (CHN)						MONTANUS JP / van ZON K (NED)					
	Game					Match	Game					Match
	1	2	3	4	5		1	2	3	4	5	
Points won	11	9	10	11	11	52	8	11	12	4	5	40
Biggest lead	3	2	1	7	7	7	1	3	4	-	3	4
Points won on own serve	5	4	5	5	5	24	3	5	6	2	2	18
Points lost on own serve	5	6	6	2	3	22	6	5	5	6	6	28
Most consecutive points won	3	5	4	6	10	10	2	4	3	2	3	4
Greatest deficit overcome	1	-	-	-	3	3	-	2	1	-	-	2

Game/Match Statistics	Game					Match
	1	2	3	4	5	
Longest rally (strokes)	5	9	7	5	6	9
Average rally	3	3	4	4	4	4

#### Game Progress

1	ZHAO S / MAO J (CHN)	-*0	0	1	2	*-3	3	4	4	*-5	5	6	7	*-7	7	8	9	*-9	9	10	11			
	MONTANUS JP / van ZON K (NED)	0	1	*-1	1	1	2	*-2	3	3	4	*-4	4	5	6	*-6	6	7	8	*-8	8			
2	ZHAO S / MAO J (CHN)	0	1	*-1	1	1	1	*-2	3	4	5	*-6	6	7	7	*-7	8	8	9	*-9	9	9		
	MONTANUS JP / van ZON K (NED)	-*0	0	1	2	*-3	4	4	4	*-4	4	4	5	*-5	6	7	7	*-8	8	9	10	11		
3	ZHAO S / MAO J (CHN)	-*0	0	0	1	*-2	3	3	3	*-3	4	4	5	*-5	5	6	6	*-6	7	8	9	*-10	10	10
	MONTANUS JP / van ZON K (NED)	0	1	*-2	2	2	2	*-3	4	5	5	*-6	6	7	8	*-8	9	10	10	*-10	10	10	*-11	12
4	ZHAO S / MAO J (CHN)	0	1	*-2	3	4	5	*-6	6	7	7	*-8	9	9	9	*-10	11							
	MONTANUS JP / van ZON K (NED)	-*0	0	0	0	*-0	0	0	1	*-1	2	2	2	*-3	4	4	4							
5	ZHAO S / MAO J (CHN)	-*0	0	0	0	*-1	2	3	4	*-5	6	7	8	*-9	10	10	10	11						
	MONTANUS JP / van ZON K (NED)	0	1	*-2	3	3	3	*-3	3	3	3	*-3	3	3	3	*-4	5	5						

#### Note:

The "Greatest deficit overcome" only applies when the pair ends up winning the game.

#### Legend:

\*- First player of the pair is serving      \*- Second player of the pair is serving      No. Number



**Match Results**  
Résultats du match

**STACEY Joshua / TWOMEY Bly (GBR) 3 - 0 CHOJNOWSKI Patryk / MARSZAL Katarzyna (POL)**

Game Summary		Match	Game 1	Game 2	Game 3	Game 4	Game 5
STACEY Joshua / TWOMEY Bly	GBR	3	11	11	11		
CHOJNOWSKI P / MARSZAL K	POL	0	6	6	9		
Duration:		21min	6min	5min	8min		

Match No.: 13 Table: 5

Umpires: LONGEPE Louis Jean (FRA) REZAIE JAHDKON Simin (IRI)

Player Statistics	STACEY J / TWOMEY B (GBR)					Match	CHOJNOWSKI P / MARSZAL K (POL)					Match
	Game						Game					
	1	2	3	4	5		1	2	3	4	5	
Points won	11	11	11			33	6	6	9			21
Biggest lead	6	8	2			8	-	1	1			1
Points won on own serve	6	6	6			18	4	3	5			12
Points lost on own serve	2	3	4			9	5	5	5			15
Most consecutive points won	5	9	2			9	3	4	2			4
Greatest deficit overcome	-	1	1			1	-	-	-			-

Game/Match Statistics	Game					Match
	1	2	3	4	5	
Longest rally (strokes)	13	10	14			14
Average rally	4	4	4			4

**Game Progress**

1	<b>STACEY J / TWOMEY B (GBR)</b>	0	1	*1	2	3	4	*4	4	5	6	*7	8	9	9	*9	9	10	11
	CHOJNOWSKI P / MARSZAL K (POL)	*0	0	1	1	*1	1	2	3	*3	3	3	3	*3	4	5	6	*6	6
2	<b>STACEY J / TWOMEY B (GBR)</b>	*0	0	1	2	*3	4	5	6	*7	8	9	9	*9	9	9	10	*10	11
	CHOJNOWSKI P / MARSZAL K (POL)	0	1	*1	1	1	1	*1	1	1	1	*1	2	3	4	*5	5	6	6
3	<b>STACEY J / TWOMEY B (GBR)</b>	0	1	*1	2	2	2	*3	4	4	5	*5	5	6	6	*7	8	8	9
	CHOJNOWSKI P / MARSZAL K (POL)	*0	0	1	1	*2	3	3	3	*4	4	5	6	*6	7	7	7	*8	8

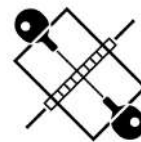
**Note:**

The "Greatest deficit overcome" only applies when the pair ends up winning the game.

**Legend:**

\*- First player of the pair is serving      -\* Second player of the pair is serving      No. Number





**Match Results**  
Résultats du match

**DIDUKH Viktor** (UKR) **3 - 0** **DIDIER Lucas** (FRA)  
**SHYNKAROVA Iryna** (UKR) **KAMKASOMPHOU Thu** (FRA)

Game Summary		Match	Game 1	Game 2	Game 3	Game 4	Game 5
DIDUKH V / SHYNKAROVA I	UKR	3	11	11	11		
DIDIER L / KAMKASOMPHOU T	FRA	0	6	5	7		
Duration:		19min	5min	5min	7min		

Match No.: 14 Table: 1

Umpires: WHITAKER Jonathan (GBR) GHACHEM Najeh (TUN)

Player Statistics	DIDUKH V / SHYNKAROVA I (UKR)					Match	DIDIER L / KAMKASOMPHOU T (FRA)					Match	
	Game						Match	Game					
	1	2	3	4	5			1	2	3	4		5
Points won	11	11	11			33	6	5	7			18	
Biggest lead	5	6	4			6	1	-	1			1	
Points won on own serve	4	5	5			14	2	2	4			8	
Points lost on own serve	4	3	3			10	7	6	6			19	
Most consecutive points won	6	4	4			6	3	2	2			3	
Greatest deficit overcome	1	-	1			1	-	-	-			-	

Game/Match Statistics	Game					Match
	1	2	3	4	5	
Longest rally (strokes)	9	9	9			9
Average rally	4	4	5			4

**Game Progress**

1	DIDUKH V / SHYNKAROVA I (UKR)	0	1	*2	2	2	2	*3	4	5	6	*7	8	8	9	*9	9	10	11	
	DIDIER L / KAMKASOMPHOU T (FRA)	*0	0	0	1	*2	3	3	3	*3	3	3	3	*4	4	5	6	*6	6	
2	DIDUKH V / SHYNKAROVA I (UKR)	*0	1	2	2	*3	4	4	5	*5	6	7	8	*9	9	9	10	11		
	DIDIER L / KAMKASOMPHOU T (FRA)	0	0	*0	1	1	1	*2	2	3	3	*3	3	3	4	*5	5	5		
3	DIDUKH V / SHYNKAROVA I (UKR)	0	0	*1	2	3	4	*4	4	5	5	*6	7	7	8	*9	9	10	10	11
	DIDIER L / KAMKASOMPHOU T (FRA)	*0	1	1	1	*1	1	2	3	*3	4	4	4	*5	5	5	6	*6	7	7

**Note:**

The "Greatest deficit overcome" only applies when the pair ends up winning the game.

**Legend:**

\*- First player of the pair is serving      -\* Second player of the pair is serving      No. Number



**Match Results**  
Résultats du match

HANSSON Jonas / HANDEN Anja (SWE) **0 - 3** SALMIN Paulo / ALEXANDRE Bruna (BRA)

Game Summary		Match	Game 1	Game 2	Game 3	Game 4	Game 5
HANSSON Jonas / HANDEN Anja	SWE	0	1	4	8		
SALMIN Paulo / ALEXANDRE Bruna	BRA	3	11	11	11		
Duration:		21min	4min	7min	7min		

Match No.: 15 Table: 3

Umpires: LEONG Amanda Pei San (MAS) LEMAN Jean Yves (FRA)

Player Statistics	HANSSON J / HANDEN A (SWE)					Match	SALMIN P / ALEXANDRE B (BRA)					Match
	Game						Game					
	1	2	3	4	5		1	2	3	4	5	
Points won	1	4	8			13	11	11	11			33
Biggest lead	-	3	1			3	10	7	3			10
Points won on own serve	0	2	5			7	5	6	6			17
Points lost on own serve	6	5	5			16	1	2	3			6
Most consecutive points won	1	4	3			4	10	10	4			10
Greatest deficit overcome	-	-	-			-	-	3	1			3

Game/Match Statistics	Game					Match
	1	2	3	4	5	
Longest rally (strokes)	7	9	8			9
Average rally	4	4	4			4

**Game Progress**

1	HANSSON J / HANDEN A (SWE)	*-0	0	0	0	*-0	0	0	0	*-0	0	0	1	1
	SALMIN P / ALEXANDRE B (BRA)	0	1	*-2	3	4	5	*-6	7	8	9	*-10	10	11
2	HANSSON J / HANDEN A (SWE)	0	0	*-1	2	3	4	*-4	4	4	4	*-4	4	4
	SALMIN P / ALEXANDRE B (BRA)	*-0	1	1	1	*-1	1	2	3	*-4	5	6	7	*-8
3	HANSSON J / HANDEN A (SWE)	*-0	0	0	1	*-1	2	3	3	*-3	4	5	6	*-6
	SALMIN P / ALEXANDRE B (BRA)	0	1	*-2	2	3	3	*-3	4	5	5	*-5	5	6

**Note:**  
The "Greatest deficit overcome" only applies when the pair ends up winning the game.

**Legend:**  
\*- First player of the pair is serving      \*- Second player of the pair is serving      No. Number



### Match Results

Résultats du match

**GRUDZIEN Piotr** (POL)      **3 - 2**      **MANARA Luiz Filipe** (BRA)  
**PEK Karolina** (POL)

Game Summary		Match	Game 1	Game 2	Game 3	Game 4	Game 5
GRUDZIEN Piotr / PEK Karolina	POL	3	8	8	13	11	11
MANARA LF / RAUEN D	BRA	2	11	11	11	4	9
Duration:		48min	7min	8min	10min	7min	11min

Match No.: 16 Table: 3

Umpires: REZAIE JAHDKON Simin (IRI) LONGEPE Louis Jean (FRA)

Player Statistics	GRUDZIEN P / PEK K (POL)						MANARA LF / RAUEN D (BRA)					
	Game					Match	Game					Match
	1	2	3	4	5		1	2	3	4	5	
Points won	8	8	13	11	11	51	11	11	11	4	9	46
Biggest lead	1	-	3	7	2	7	3	4	1	-	2	4
Points won on own serve	4	5	6	5	7	27	5	7	5	2	6	25
Points lost on own serve	6	4	6	2	3	21	4	3	7	6	4	24
Most consecutive points won	3	4	4	5	4	5	2	4	3	1	2	4
Greatest deficit overcome	-	-	1	-	2	2	1	-	-	-	-	1

Game/Match Statistics	Game					Match
	1	2	3	4	5	
Longest rally (strokes)	8	7	9	8	8	9
Average rally	3	3	5	4	4	4

#### Game Progress

1	GRUDZIEN P / PEK K (POL)	*0	0	0	1	*2	3	3	4	*4	4	5	5	*5	6	6	6	*7	8	8	8			
	MANARA LF / RAUEN D (BRA)	0	1	*2	2	2	*3	3	4	5	*5	6	7	7	*8	9	9	9	*10	11				
2	GRUDZIEN P / PEK K (POL)	0	0	*0	0	1	1	*1	2	3	4	*5	5	5	*5	6	7	7	*8	8				
	MANARA LF / RAUEN D (BRA)	*0	1	2	3	*3	4	5	5	*5	5	6	*7	8	9	9	*9	10	10	11				
3	GRUDZIEN P / PEK K (POL)	*0	0	1	2	*3	4	4	5	*5	6	6	6	*7	7	7	7	*8	9	9	10	*10	11	*11
	MANARA LF / RAUEN D (BRA)	0	1	*1	1	1	*2	2	3	3	*4	5	5	6	*7	8	8	8	*9	9	10	*10	11	
		12	13																					
		*11	11																					
4	GRUDZIEN P / PEK K (POL)	0	1	*1	2	2	3	*3	4	5	6	*7	8	8	9	*10	11							
	MANARA LF / RAUEN D (BRA)	*0	0	1	1	*2	2	3	3	*3	3	3	3	*4	4	4	4							
5	GRUDZIEN P / PEK K (POL)	*0	0	0	1	*1	2	3	3	*3	4	5	6	*7	7	8	8	*8	9	10	10	11		
	MANARA LF / RAUEN D (BRA)	0	1	*2	2	3	3	*3	4	5	5	*5	5	5	6	*6	7	8	8	*8	9	9		

#### Note:

The "Greatest deficit overcome" only applies when the pair ends up winning the game.

#### Legend:

\*- First player of the pair is serving      \*- Second player of the pair is serving      No. Number



**Match Results**  
Résultats du match

ZOHIL Borna / LUCIC Mirjana (CRO) **0 - 3** PENG Weinan / XIONG Guiyan (CHN)

Game Summary		Match	Game 1	Game 2	Game 3	Game 4	Game 5
ZOHIL Borna / LUCIC Mirjana	CRO	0	9	7	9		
PENG Weinan / XIONG Guiyan	CHN	3	11	11	11		
Duration:		19min	5min	5min	7min		

Match No.: 17 Table: 1

Umpires: BONG Mijung (KOR) LABRUE Jacques (FRA)

Player Statistics	ZOHIL B / LUCIC M (CRO)					Match	PENG W / XIONG G (CHN)					Match
	Game						Game					
	1	2	3	4	5		1	2	3	4	5	
Points won	9	7	9			25	11	11	11			33
Biggest lead	-	2	-			2	4	4	4			4
Points won on own serve	6	5	3			14	7	6	4			17
Points lost on own serve	4	5	7			16	3	2	6			11
Most consecutive points won	2	2	3			3	3	5	3			5
Greatest deficit overcome	-	-	-			-	-	2	-			2

Game/Match Statistics	Game					Match
	1	2	3	4	5	
Longest rally (strokes)	8	9	11			11
Average rally	4	4	5			4

**Game Progress**

1	ZOHIL B / LUCIC M (CRO)	0	0	*-0	1	2	2	*-2	2	3	3	*-3	4	4	5	*-6	6	7	7	*-8	9	9
	PENG W / XIONG G (CHN)	*-0	1	2	2	*-2	3	4	5	*-5	6	7	7	*-8	8	8	9	*-9	10	10	10	11
2	ZOHIL B / LUCIC M (CRO)	*-0	1	2	2	*-2	2	2	2	*-3	3	4	5	*-5	6	6	6	*-6	7	7		
	PENG W / XIONG G (CHN)	0	0	*-0	1	2	3	*-4	5	5	6	*-6	6	7	7	*-8	9	10	10	11		
3	ZOHIL B / LUCIC M (CRO)	0	0	*-0	1	2	2	*-3	3	3	4	*-4	4	4	5	*-6	7	7	8	*-9	9	9
	PENG W / XIONG G (CHN)	*-0	1	2	2	*-2	3	3	4	*-5	5	6	7	*-8	8	8	8	*-9	9	9	10	11

**Note:**

The "Greatest deficit overcome" only applies when the pair ends up winning the game.

**Legend:**

\*- First player of the pair is serving      -\* Second player of the pair is serving      No. Number



**Match Results**  
Résultats du match

**ZHAO Shuai / MAO Jingdian (CHN) 3 - 0 STACEY Joshua / TWOMEY Bly (GBR)**

Game Summary		Match	Game 1	Game 2	Game 3	Game 4	Game 5
ZHAO Shuai / MAO Jingdian	CHN	3	11	12	11		
STACEY Joshua / TWOMEY Bly	GBR	0	3	10	5		
Duration:		19min	4min	8min	5min		

Match No.: 18 Table: 1

Umpires: KIVIMAKI Joonas (FIN) ROUSSET Isabelle (FRA)

Player Statistics	ZHAO S / MAO J (CHN)					Match	STACEY J / TWOMEY B (GBR)					Match
	Game						Game					
	1	2	3	4	5		1	2	3	4	5	
Points won	11	12	11			34	3	10	5			18
Biggest lead	8	3	6			8	-	5	-			5
Points won on own serve	4	6	4			14	1	5	1			7
Points lost on own serve	2	5	4			11	7	6	7			20
Most consecutive points won	5	4	4			5	2	8	2			8
Greatest deficit overcome	-	5	-			5	-	-	-			-

Game/Match Statistics	Game					Match
	1	2	3	4	5	
Longest rally (strokes)	6	5	5			6
Average rally	4	3	3			4

**Game Progress**

1	ZHAO S / MAO J (CHN)	0	1	*2	3	3	4	*5	6	6	6	*7	8	9	10	11								
	STACEY J / TWOMEY B (GBR)	*0	0	0	*1	1	1	1	*2	3	3	3	*3	3	3	3								
2	ZHAO S / MAO J (CHN)	*0	1	2	2	*3	4	4	4	*4	4	4	*4	4	5	6	*7	8	8	9	*10	11	12	
	STACEY J / TWOMEY B (GBR)	0	0	*0	1	1	1	*2	3	4	5	*6	7	8	9	*9	9	9	9	*10	10	10	*10	10
3	ZHAO S / MAO J (CHN)	0	1	*1	2	3	4	*5	5	5	6	*7	7	7	8	*9	10	11						
	STACEY J / TWOMEY B (GBR)	*0	0	1	1	*1	1	1	2	*3	3	3	4	*5	5	5	5	5						

**Note:**

The "Greatest deficit overcome" only applies when the pair ends up winning the game.

**Legend:**

\*- First player of the pair is serving      -\* Second player of the pair is serving      No. Number



**Match Results**  
Résultats du match

**DIDUKH Viktor** (UKR) **3 - 0** **SALMIN Paulo** (BRA)  
**SHYNKAROVA Iryna** (UKR) **ALEXANDRE Bruna** (BRA)

Game Summary		Match	Game 1	Game 2	Game 3	Game 4	Game 5
DIDUKH V / SHYNKAROVA I	UKR	3	11	11	11		
SALMIN Paulo / ALEXANDRE Bruna	BRA	0	7	4	9		
Duration:		26min	7min	6min	12min		

Match No.: 19 Table: 3

Umpires: ABDULLAH Diana (MAS) FOUCHARD Frederic (FRA)

Player Statistics	DIDUKH V / SHYNKAROVA I (UKR)					Match	SALMIN P / ALEXANDRE B (BRA)					Match
	Game						Game					
	1	2	3	4	5		1	2	3	4	5	
Points won	11	11	11			33	7	4	9			20
Biggest lead	4	7	3			7	1	-	-			1
Points won on own serve	5	6	8			19	4	2	7			13
Points lost on own serve	3	2	2			7	6	5	3			14
Most consecutive points won	5	7	3			7	3	2	3			3
Greatest deficit overcome	1	-	-			1	-	-	-			-

Game/Match Statistics	Game					Match
	1	2	3	4	5	
Longest rally (strokes)	6	8	12			12
Average rally	4	4	4			4

**Game Progress**

1	DIDUKH V / SHYNKAROVA I (UKR)	0	0	*-1	2	3	4	*-5	5	5	5	*-6	7	7	7	*-8	9	10	10	11		
	SALMIN P / ALEXANDRE B (BRA)	*-0	1	1	1	*-1	1	1	2	*-3	4	4	4	-*5	6	6	6	*-6	7	7		
2	DIDUKH V / SHYNKAROVA I (UKR)	*-0	1	2	2	*-2	3	3	4	*-5	6	7	8	*-9	10	10	11					
	SALMIN P / ALEXANDRE B (BRA)	0	0	*-0	1	2	2	*-3	3	3	3	*-3	3	3	3	*-4	4					
3	DIDUKH V / SHYNKAROVA I (UKR)	0	1	*-1	2	3	4	*-4	5	5	5	*-5	6	6	7	*-7	8	9	9	*-9	10	11
	SALMIN P / ALEXANDRE B (BRA)	*-0	0	1	1	*-1	1	2	2	*-3	4	5	5	*-6	6	7	7	*-7	8	9	9	9

**Note:**

The "Greatest deficit overcome" only applies when the pair ends up winning the game.

**Legend:**

\*- First player of the pair is serving      \*- Second player of the pair is serving      No. Number



**Match Results**  
Résultats du match

GRUDZIEN Piotr (POL) **2 - 3** PENG Weinan (CHN)  
PEK Karolina (POL) XIONG Guiyan (CHN)

Game Summary		Match	Game 1	Game 2	Game 3	Game 4	Game 5
GRUDZIEN Piotr / PEK Karolina	POL	2	4	5	11	11	8
PENG Weinan / XIONG Guiyan	CHN	3	11	11	8	9	11
Duration:		38min	5min	6min	8min	9min	9min

Match No.: 20 Table: 3

Umpires: ABDULLAH Diana (MAS) MERHEB Imad (LBN)

Player Statistics	GRUDZIEN P / PEK K (POL)						PENG W / XIONG G (CHN)					
	Game					Match	Game					Match
	1	2	3	4	5		1	2	3	4	5	
Points won	4	5	11	11	8	39	11	11	8	9	11	50
Biggest lead	-	-	3	2	-	3	7	7	-	2	4	7
Points won on own serve	3	2	6	7	3	21	7	5	5	6	5	28
Points lost on own serve	4	6	3	3	6	22	1	3	5	4	5	18
Most consecutive points won	2	2	3	3	3	3	4	6	2	2	3	6
Greatest deficit overcome	-	-	-	2	-	2	-	-	-	-	-	-

Game/Match Statistics	Game					Match
	1	2	3	4	5	
Longest rally (strokes)	9	9	11	10	12	12
Average rally	4	5	5	5	6	5

**Game Progress**

1	GRUDZIEN P / PEK K (POL)	0	0	*0	1	1	1	*2	3	3	3	*3	4	4	4	*4	4					
	PENG W / XIONG G (CHN)	*0	1	2	2	*3	4	4	4	*5	6	7	7	*8	9	10	11					
2	GRUDZIEN P / PEK K (POL)	*0	0	0	0	*0	0	0	1	*1	1	2	3	*3	3	4	5	5				
	PENG W / XIONG G (CHN)	0	1	*2	3	4	5	*6	6	7	8	*8	8	9	10	*10	10	11				
3	GRUDZIEN P / PEK K (POL)	0	1	*2	3	3	3	*4	4	5	5	*5	6	7	8	*8	9	9	9	*10	11	
	PENG W / XIONG G (CHN)	*0	0	0	0	*1	2	2	3	*3	4	5	5	*5	5	6	6	*7	8	8	8	8
4	GRUDZIEN P / PEK K (POL)	*0	0	1	1	*1	2	2	3	*3	4	5	6	*6	6	7	8	*8	9	10	10	11
	PENG W / XIONG G (CHN)	0	1	*1	2	3	3	*4	4	5	5	*5	5	6	7	*7	7	8	8	*8	9	9
5	GRUDZIEN P / PEK K (POL)	0	0	*0	0	1	1	*2	2	2	3	*4	5	5	6	*6	6	7	8	*8	8	8
	PENG W / XIONG G (CHN)	*0	1	2	3	*3	4	4	5	*6	6	6	6	*7	7	8	9	*9	9	10	10	11

**Note:**  
The "Greatest deficit overcome" only applies when the pair ends up winning the game.

**Legend:**  
\*- First player of the pair is serving      \*- Second player of the pair is serving      No. Number



### Match Results

Résultats du match

ZHAO Shuai / MAO Jingdian (CHN) 3 - 2 DIDUKH Viktor / SHYINKAROVA Iryna (UKR)

Game Summary		Match	Game 1	Game 2	Game 3	Game 4	Game 5
ZHAO Shuai / MAO Jingdian	CHN	3	9	9	11	11	12
DIDUKH Viktor / SHYINKAROVA Iryna	UKR	2	11	11	9	6	10
Duration:		44min	7min	9min	9min	7min	9min

Match No.: 21 Table: 1

Umpires: GERSDORF Anja (GER) WHITAKER Jonathan (GBR)

Player Statistics	ZHAO S / MAO J (CHN)						DIDUKH V / SHYINKAROVA I (UKR)					
	Game					Match	Game					Match
	1	2	3	4	5		1	2	3	4	5	
Points won	9	9	11	11	12	52	11	11	9	6	10	47
Biggest lead	-	2	5	5	3	5	3	3	-	-	1	3
Points won on own serve	6	5	7	7	7	32	7	6	6	4	6	29
Points lost on own serve	4	5	3	2	4	18	3	4	4	4	5	20
Most consecutive points won	3	5	5	3	3	5	3	5	3	3	2	5
Greatest deficit overcome	-	-	-	-	1	1	-	2	-	-	-	2

Game/Match Statistics	Game					Match
	1	2	3	4	5	
Longest rally (strokes)	8	8	7	7	9	9
Average rally	4	4	4	3	4	4

#### Game Progress

1	ZHAO S / MAO J (CHN)	0	0	*-0	0	1	1	*-2	3	4	4	*-4	5	5	6	*-6	6	7	8	*-8	9	9	DIDUKH V / SHYINKAROVA I (UKR)	*-0	1	2	3	*-3	4	4	4	*-4	5	6	6	*-7	7	8	9	*-9	9	10	10	11				
2	ZHAO S / MAO J (CHN)	*-0	1	2	2	*-3	3	3	3	*-3	3	4	4	*-5	6	7	8	*-9	9	9	9	9	DIDUKH V / SHYINKAROVA I (UKR)	0	0	*-0	1	1	2	*-3	4	5	6	*-6	7	7	7	*-7	7	7	8	*-9	10	11				
3	ZHAO S / MAO J (CHN)	0	1	*-1	2	3	4	*-5	6	6	6	*-6	7	7	8	*-8	8	9	9	*-9	10	11	DIDUKH V / SHYINKAROVA I (UKR)	*-0	0	1	1	*-1	1	1	1	*-2	3	4	4	*-5	5	6	7	*-7	8	9	9	9				
4	ZHAO S / MAO J (CHN)	*-0	1	2	3	*-3	4	5	5	*-5	6	7	8	*-8	8	8	9	*-10	11	DIDUKH V / SHYINKAROVA I (UKR)	0	0	*-0	0	1	1	*-1	2	3	3	*-3	3	4	5	*-6	6	6	6										
5	ZHAO S / MAO J (CHN)	0	0	*-1	2	3	3	*-4	4	5	5	*-5	6	7	8	*-8	8	9	9	*-10	10	10	*-11	12	DIDUKH V / SHYINKAROVA I (UKR)	*-0	1	1	1	*-1	2	2	3	*-3	4	5	5	*-5	5	6	7	*-7	8	8	9	*-10	10	10

#### Note:

The "Greatest deficit overcome" only applies when the pair ends up winning the game.

#### Legend:

\*- First player of the pair is serving      \*- Second player of the pair is serving      No. Number





**Match Results**  
Résultats du match

PENG Weinan / XIONG Guiyan (CHN) **0 - 3** ZHAO Shuai / MAO Jingdian (CHN)

Game Summary		Match	Game 1	Game 2	Game 3	Game 4	Game 5
PENG Weinan / XIONG Guiyan	CHN	0	9	6	8		
ZHAO Shuai / MAO Jingdian	CHN	3	11	11	11		
Duration:		20min	6min	6min	6min		

Match No.: 22 Table: 1  
Umpires: VASINOVA Karina (CZE) ROUSSET Isabelle (FRA)

Player Statistics	PENG W / XIONG G (CHN)					Match	ZHAO S / MAO J (CHN)					Match
	Game						Game					
	1	2	3	4	5		1	2	3	4	5	
Points won	9	6	8			23	11	11	11			33
Biggest lead	-	-	2			2	9	7	3			9
Points won on own serve	5	3	5			13	6	6	6			18
Points lost on own serve	5	5	5			15	4	3	3			10
Most consecutive points won	5	4	3			5	9	6	5			9
Greatest deficit overcome	-	-	-			-	-	-	2			2

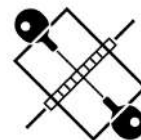
Game/Match Statistics	Game					Match
	1	2	3	4	5	
Longest rally (strokes)	7	9	9			9
Average rally	4	4	4			4

**Game Progress**

1	PENG W / XIONG G (CHN)	*-0	0	0	0	*-0	0	0	0	*-0	0	1	2	*-3	4	5	5	*-6	7	8	9	9
	ZHAO S / MAO J (CHN)	0	1	*-2	3	4	5	*-6	7	8	9	*-9	9	9	9	*-9	10	10	10	*-10	10	11
2	PENG W / XIONG G (CHN)	0	0	*-0	1	1	2	*-2	2	2	2	*-2	2	3	4	*-5	6	6	6			
	ZHAO S / MAO J (CHN)	*-0	1	2	2	*-3	3	4	5	*-6	7	8	9	*-9	9	9	9	*-10	11			
3	PENG W / XIONG G (CHN)	*-0	1	1	1	*-2	3	4	4	*-5	5	5	5	*-5	5	6	7	*-7	8	8	8	8
	ZHAO S / MAO J (CHN)	0	0	*-1	2	2	2	*-2	3	3	4	*-5	6	7	8	*-8	8	9	9	*-10	11	

**Note:**  
The "Greatest deficit overcome" only applies when the pair ends up winning the game.

**Legend:**  
\*- First player of the pair is serving      -\* Second player of the pair is serving      No. Number



### Tournament Statistics

Statistiques du tournoi

As of SAT 31 AUG 2024

Statistics	Round of 32	Round of 16	Quarterfinals	Semifinals	Finals	Total
<b>Matches</b> Total	7	8	4	2	1	22
Game Margin: 3:0	5 71%	5 63%	3 75%		1 100%	14 64%
3:1	2 29%	1 13%				3 14%
3:2		2 25%	1 25%	2 100%		5 23%
Invalid Results Mark						
Duration: Total	2h28min	3h32min	1h52min	1h22min	20min	9h34min
Longest	36min	39min	48min	44min	20min	48min
Shortest	15min	18min	19min	38min	20min	15min
Average	21min	27min	28min	41min	20min	26min
<b>Games</b> Total	23	29	14	10	3	79
Point Margin: 11						
10		2 7%				2 3%
9	3 13%					3 4%
8	1 4%		1 7%			2 3%
7	1 4%	2 7%	2 14%	1 10%		6 8%
6	2 9%	3 10%	1 7%	1 10%		7 9%
5	4 17%	8 28%		1 10%	1 33%	14 18%
4	4 17%	3 10%	2 14%			9 11%
3	3 13%	4 14%	2 14%	2 20%	1 33%	12 15%
2	5 22%	7 24%	6 43%	5 50%	1 33%	24 30%
Invalid Results Mark						
Duration: Total	2h11min	3h16min	1h42min	1h18min	18min	8h45min
Longest	10min	10min	12min	9min	6min	12min
Shortest	4min	4min	4min	5min	6min	4min
Average	6min	7min	7min	8min	6min	7min
<b>Points</b> Total	413	512	260	188	56	1429
Per game	17.96	17.66	18.57	18.80	18.67	18.09
Most consecutive won	8	10	8	6	9	10
Greatest deficit overcome	5	6	5	2	2	6
Longest rally	10	14	12	12	9	14
Average rally	3	4	4	4	4	4

**Note:**

The "Greatest deficit overcome" only applies when the pair ends up winning the game.

OUVRONS GRAND  
RAND LES JEUX OUV  
EN GAMES WIDE OF  
WIDE OPEN GAMES  
OUVRONS GRAND  
RAND LES JEUX OUV  
EN GAM WIDE OF  
S WIDE O GAMES  
OUVRONS GRAND  
RAND LES JEUX OUV  
EN GAMES WIDE OF  
S WIDE OPEN GAMES  
OUVRONS GRAND  
RAND LES JEUX OUV

