



PARA TRIATHLON

PARA TRIATHLON

RESULTS BOOK

LIVRE DES
RÉSULTATS

VERSION 1.0

2 SEP 2024 – 15:00



PARIS 2024



VERSION HISTORY

VERSION	DATE	CREATED BY	COMMENTS
1.0	2 SEP 2024	DANIEL MARTOS	FIRST VERSION



Competition Format and Rules

Format et règlement des compétitions

As of FRI 23 AUG 2024

Paralympic Competition Format

The triathlon competition at the Paris 2024 Paralympic Games features 11 medal events, as follows:

MEN	WOMEN
PTWC	PTWC
PTS2	PTS2
PTS3	
PTS4	PTS4
PTS5	PTS5
PTVI	PTVI

The competition format is the same for men's and women's events, with the following distances:

- Swim: 750m – one lap
- Bike: 20km – four laps of a 5km course
- Run: 5km – four laps of a 1.25km course

All events are continuous and have no breaks in between sessions of competition. In the men's and women's events the first athlete to complete the entire course is the winner.

The PTWC medal events (sitting class) allow entries from two classes: PTWC1 and PTWC2. Athletes in this event ride handcycles for the bike stage and racing wheelchairs for the run. One personal handler is permitted to assist the athlete during transitions. More information can be found in the World Triathlon competition rules.

In the PTS2, PTS4 and PTS5 events (standing classes) athletes may use assistive devices such as prosthetic legs. Bicycle modifications are permitted within the laws of the sport.

The PTVI medal event, which is for the visual impairment class, has three eligible sport classes: PTVI1, PTVI2 and PTVI3. Athletes in this event are assisted by guides of the same gender throughout the competition.

The PTWC and PTVI medal events have a competition format based on interval start times, which intend to remove unfairness caused by the degree of impairments that athletes of different sport classes have. Please refer to the World Triathlon competition rules for more details.

Drafting, when one rider is directly behind another benefiting from an area of reduced air pressure, is not allowed during the bike segment. Drafting for PTWC athletes is also not allowed in the run segment.

Competition Rules

The para triathlon competition will be held in accordance with the editions of the following documents that are in force at the time of the Games:

- The World Triathlon Competition Rules (available at www.triathlon.org/about/downloads/category/rules)
- The World Triathlon Para-triathlon Classification Rules and Regulations (available at www.triathlon.org/about/downloads/category/rules)
- The IPC handbook (available at www.paralympic.org/the-ipc/handbook)

World Triathlon, working with Paris 2024 competition management, will be responsible for the technical control and direction of the triathlon competition at the Paris 2024 Paralympic Games.



Competition Format and Rules

Format et règlement des compétitions

As of FRI 23 AUG 2024

Changes since the Tokyo 2020 Paralympic Games

- Three additional medal events, bringing the total from eight to 11, and an increase in participant numbers from 80 to 120 for Paris 2024.
- Two transition zones in different locations.

Differences from the Olympic Games

- There are 11 individual medal events at the Paralympic Games, compared to one for each gender and one for mixed relay at the Olympic Games.
- Some medal events allow for multiple eligible sport classes to compete at the Paralympic Games.
- Some medal events operate with an interval start system which gives the relevant compensation time to athletes in certain sport classes for fairer competition.
- There are trained water-exit assistants to help some athletes exit the water at the Paralympic Games.
- At the Paralympic Games, there is an area called pre-transition, where athletes can collect assistive devices upon exiting the water in order to reach the transition area more effectively. Athletes competing in the PTWC medal event are each allowed one personal handler in this area.
- Drafting is not allowed in the bike segment at the Paralympic Games. Drafting for PTWC athletes is not allowed in the run segment.
- There is no start position draw at the Paralympic Games.

Some athletes are allowed to have personal handlers during transition to assist them with specific needs they may have.

Note:
For further information please consult: www.triathlon.org/paratriathlon

PARIS 2024 PARALYMPIC GAMES
INDIVIDUAL TRIATHLON EVENTS



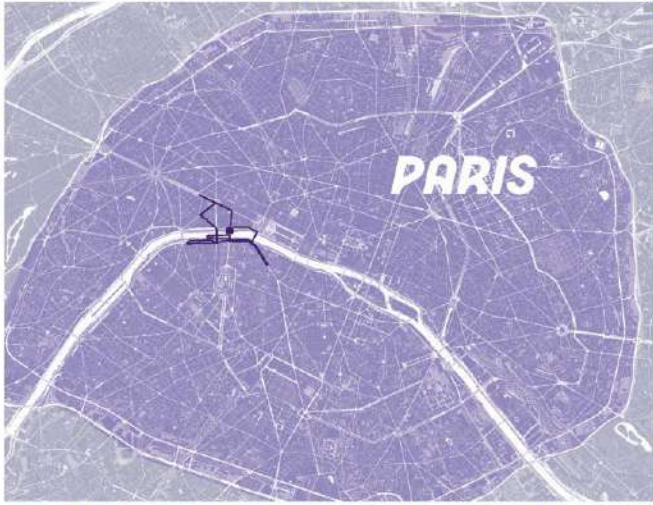
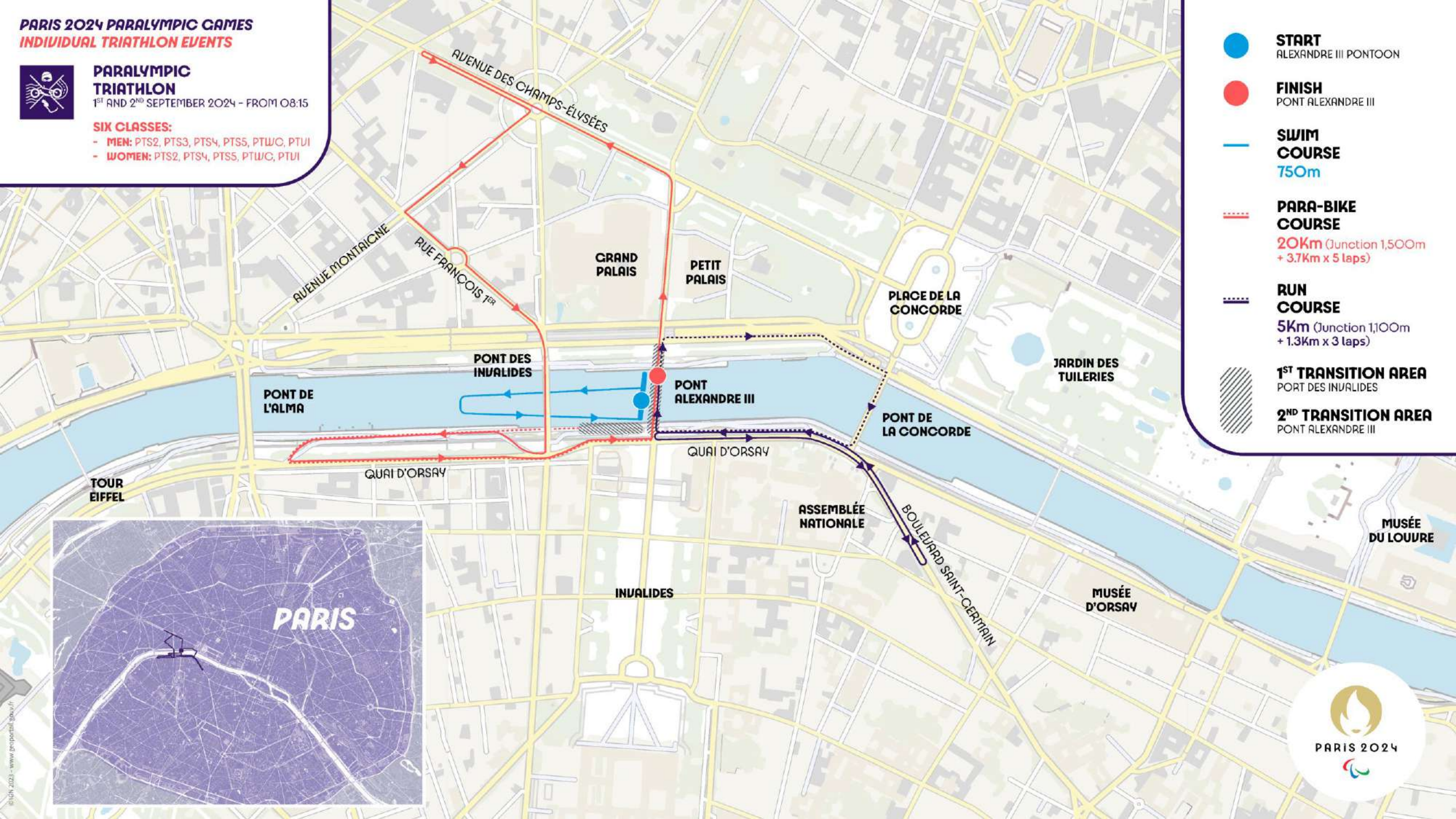
PARALYMPIC TRIATHLON

1st AND 2nd SEPTEMBER 2024 - FROM 08:15

SIX CLASSES:

- **MEN:** PTS2, PTS3, PTS4, PTS5, PTW/C, PTU/I
- **WOMEN:** PTS2, PTS4, PTS5, PTW/C, PTU/I

-  **START**
ALEXANDRE III PONTOON
-  **FINISH**
PONT ALEXANDRE III
-  **SWIM COURSE**
750m
-  **PARA-BIKE COURSE**
20Km (Junction 1,500m + 3.7Km x 5 laps)
-  **RUN COURSE**
5Km (Junction 1,100m + 1.3Km x 3 laps)
-  **1ST TRANSITION AREA**
PORT DES INVALIDES
-  **2ND TRANSITION AREA**
PONT ALEXANDRE III





PARALYMPIC TRIATHLON

1ST AND 2ND SEPTEMBER 2024 - FROM 08:15

SIX CLASSES:

- **MEN:** PTS2, PTS3, PTS4, PTS5, PTWC, PTUI
- **WOMEN:** PTS2, PTS4, PTS5, PTWC, PTUI

SWIM COURSE

**PONT DES
INVALIDES**

**PONT
ALEXANDRE III**

QUAI D'ORSAY

 **START**
ALEXANDRE III PONTOON

 **FINISH**
PONT ALEXANDRE III

 **SWIM COURSE**
750m

 **PARA-BIKE COURSE**
20Km (Junction 1,500m
+ 3.7Km x 5 laps)

 **RUN COURSE**
5Km (Junction 1,100m
+ 1.3Km x 3 laps)

 **1ST TRANSITION AREA**
PORT DES INVALIDES

 **2ND TRANSITION AREA**
PONT ALEXANDRE III



PARIS 2024



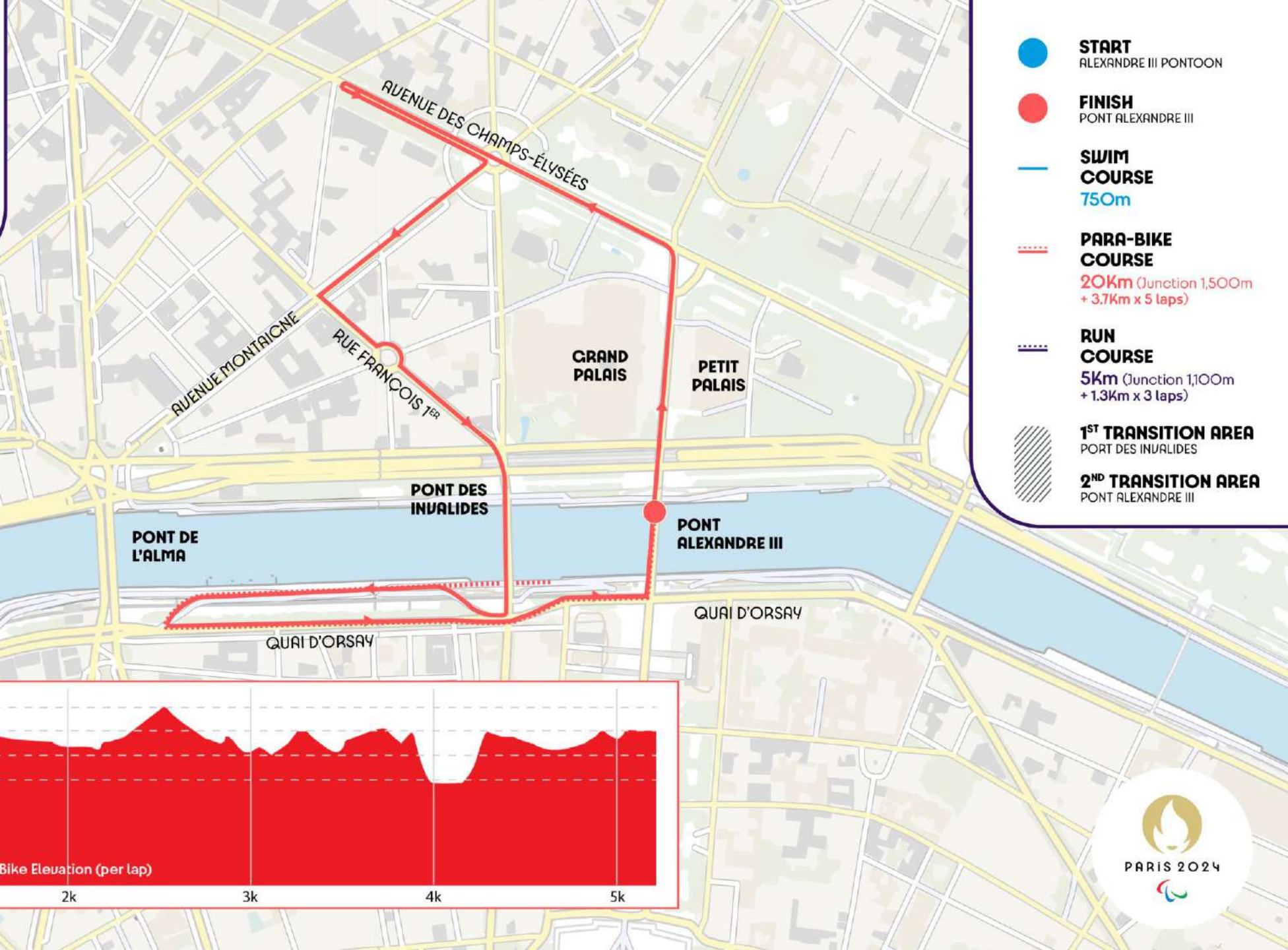
PARALYMPIC TRIATHLON

1st AND 2nd SEPTEMBER 2024 - FROM 08:15

SIX CLASSES:

- MEN: PTS2, PTS3, PTS4, PTS5, PTW/C, PTU/I
- WOMEN: PTS2, PTS4, PTS5, PTW/C, PTU/I

BIKE COURSE





PARALYMPIC TRIATHLON

1st AND 2nd SEPTEMBER 2024 - FROM 08:15

SIX CLASSES:

- **MEN:** PTS2, PTS3, PTS4, PTS5, PTW/C, PTU/I
- **WOMEN:** PTS2, PTS4, PTS5, PTW/C, PTU/I

RUN COURSE

GRAND PALAIS

PETIT PALAIS

PLACE DE LA CONCORDE

PONT ALEXANDRE III

PONT DE LA CONCORDE

QUAI D'ORSAY

ASSEMBLÉE NATIONALE

BOULEVARD SAINT-CERTAIN

MUSÉE D'ORSAY

START
ALEXANDRE III PONTOON

FINISH
PONT ALEXANDRE III

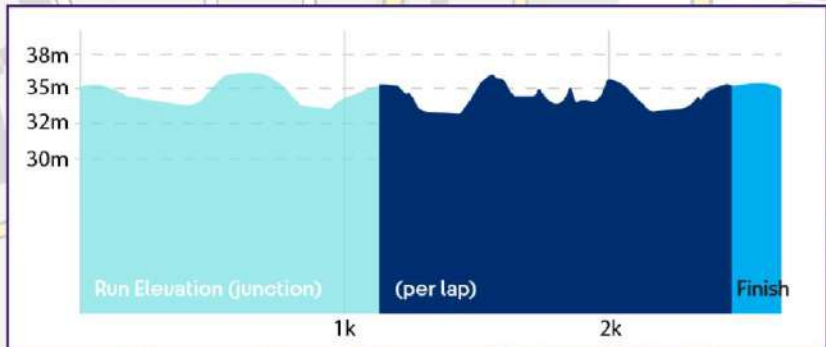
SWIM COURSE
750m

PARA-BIKE COURSE
20Km (Junction 1,500m + 3.7Km x 5 laps)

RUN COURSE
5Km (Junction 1,100m + 1.3Km x 3 laps)

1ST TRANSITION AREA
PORT DES INVALIDES

2ND TRANSITION AREA
PONT ALEXANDRE III



PARIS 2024



Technical Officials

Officiels techniques

As of THU 22 AUG 2024

Function	Name	Organisation
Technical Delegates:	NIKOPOULOS Thanos	GRE - Greece
Assistant Technical:	PATTI Laura MOLINA Felix	ITA - Italy MEX - Mexico
Competition Jury:	NIKOPOULOS Thanos ALEXANDER Debbie SAINT JEAN Bernard	GRE - Greece RSA - South Africa FRA - France
Head Referees:	HOUGH Duncan MOK Rebecca	GBR - Great Britain HKG - Hong Kong, China
Medical Delegate:	Dr PEDRO Angela	POR - Portugal
Chief Race Official:	VANDER PLANCKE Julien	FRA - France
Chief Technology:	KOGANEZAWA Koji	JPN - Japan
Chief Venue Control Centre:	PATRICE Remi	FRA - France
Chief Video Review:	KIM Kyung Sook (Kitty)	KOR - Republic of Korea
Chief Vehicular:	COURTOIS Herve	FRA - France
Chief Registration:	GOMEZ Carmen	ESP - Spain
Assistant Registration/Assistant Run VI:	MAGKOU Katerina GRANDJEAN Paul	GRE - Greece NED - Netherlands
Chief Start / Pre-Transition:	GOMEZ Didier	FRA - France
Chief Swim:	QUARRE Julie	FRA - France
Assistant Swim:	WONG Steven Teck Cheong	SGP - Singapore
Assistant Swim/Assistant Run VI:	MATTILA JAAKKO LONGUET Graylen	FIN - Finland FRA - France
Chief Transition 1:	CAMPBELL Beryl	RSA - South Africa
Chief Transition 2:	ADAMS PETTY Patricia	BER - Bermuda
Assistant Transition 1:	THOMPSON Michael CHABUT Sophie MAGYAROSI Zoltan	AUS - Australia FRA - France HUN - Hungary
Assistant Transition 2:	TIXI Nicole JIMENEZ Cristina	CHI - Chile ECU - Ecuador
Chief Bike Check:	CHARKOUSKAYA-TARASEVICH Maryia	GEO - Georgia
Chief Bike:	KRAWCZYK Jan Philipp	GER - Germany



Technical Officials

Officiels techniques
As of THU 22 AUG 2024

Function		Organisation
Assistant Bike:	CROOKE Winston	SKN - Saint Kitts and Nevis
	RAUDSEPP Kati	EST - Estonia
	FOURRIER Guillaume	FRA - France
Chief Wheel Station:	PYRZYNSKA-FIGURSKA Joana	POL - Poland
Assistant Wheel Station:	MARGUIN Herve	FRA - France
	RAIZ Yuval	ISR - Israel
Chief Run:	THERRIEN Yan	CAN - Canada
Assistant Run:	DI LAURO Lucie	FRA - France
	VERA HERRERA Jose Israel	MEX - Mexico
Chief Aid Station:	DUSA Adina	ROU - Romania
Assistant Aid Station:	HENDRICKX Patrick	BEL - Belgium
	BAGHERIAN Sajad	IRI - Islamic Republic of Iran
Chief Run Penalty Box:	ESPLING Stevee	USA - United States of America
Chief Bike Penalty Box:	BLOKHINA Olga	UZB - Uzbekistan
Chief Finish - Recovery:	ELLIS David	ZIM - Zimbabwe



Medallists by Event

Médaillé(e)s par épreuve

As of MON 2 SEP 2024 at 14:30

Event	Date	Medal	Name	NPC Code
Women's PTWC	MON 2 SEP	GOLD	PARKER Lauren	AUS
		SILVER	GRETSCH Kendall	USA
		BRONZE	TAYLOR Leanne	CAN
Women's PTS2	MON 2 SEP	GOLD	DANZ Hailey	USA
		SILVER	PLEBANI Veronica Yoko	ITA
		BRONZE	SEELY Allysa	USA
Women's PTS4	MON 2 SEP	GOLD	RICHTER Megan	GBR
		SILVER	FRANCES GOMEZ Marta	ESP
		BRONZE	MOORE Hannah	GBR
Women's PTS5	MON 2 SEP	GOLD	NORMAN Grace	USA
		SILVER	CASHMORE Claire	GBR
		BRONZE	STEADMAN Lauren	GBR
Women's PTVI	MON 2 SEP	GOLD	RODRIGUEZ Susana Guide: PEREZ SALA Sara	ESP ESP
		SILVER	TARANTELLO Francesca Guide: VISAGGI Silvia	ITA ITA
		BRONZE	RENNER Anja Guide: PAULIG Maria	GER GER
Men's PTWC	MON 2 SEP	GOLD	PLAT Jetze	NED
		SILVER	BRUNGRABER Florian	AUT
		BRONZE	SCHIPPER Geert	NED
Men's PTS2	MON 2 SEP	GOLD	RIBSTEIN Jules	FRA
		SILVER	LAHNA Mohamed	USA
		BRONZE	BARR Mark	USA
Men's PTS3	MON 2 SEP	GOLD	MOLINA Daniel	ESP
		SILVER	GELHAAR Max	GER
		BRONZE	van der BURGT Nico	NED
Men's PTS4	MON 2 SEP	GOLD	HANQUINQUANT Alexis	FRA
		SILVER	CLOUGH Carson	USA
		BRONZE	RIUDAUVETS VICTORY Nil	ESP
Men's PTS5	MON 2 SEP	GOLD	HAMMER Chris	USA
		SILVER	CORDEIRO Ronan	BRA
		BRONZE	SCHULZ Martin	GER
Men's PTVI	MON 2 SEP	GOLD	ELLIS Dave Guide: POLLARD Luke	GBR GBR
		SILVER	RIGAUDEAU Thibaut Guide: VIENNOT Cyril	FRA FRA
		BRONZE	PEREL Antoine Guide: le BERRE Yohan	FRA FRA



Official Communication

Communication officielle

Item: 1

Paris 2024 Para Triathlon events have been rescheduled

Summary:

All Paris 2024 Para Triathlon events moved to 1 September to mitigate weather impact on racing

Details:

Following a meeting at 9.30AM on 29 August attended by representatives of World Triathlon, Paris 2024 and the relevant French authorities involved in monitoring the conditions of the Seine, Paris 2024 and World Triathlon have confirmed a revised schedule for the Para triathlon events at the Paris 2024 Paralympic Games.

All eleven medal events will now take place on Sunday 1 September, instead of across two days, on 1 and 2 September. This decision has been taken to provide athletes and coaches with as much certainty as possible. The latest weather forecast provided by Météo France indicates high level of uncertainty for the upcoming days, which could have an impact on the conditions of the Seine. The course of the swim remains unchanged. All the races will be broadcasted LIVE, as initially planned for both competition days.

Paris 2024 and World Triathlon will continue their daily monitoring of water quality and the flow of the current. After the successful swim familiarization held on August 29, decisions to go ahead with familiarisation swims on 30 and 31 August, as well as the medal events on 1 September will be taken if possible at 7pm the day before, with the relevant information to be shared with the teams and all relevant stakeholders afterwards. Contingency days for all medal events remain September 2 and 3.

REVISED PARIS 2024 PARA TRIATHLON SCHEDULE:

- 08:15:00 Start PTWC1 Men (PTWC2 wave +3mins)
- 08:20:00 Start PTWC1 Women (PTWC2 wave +3m38s)
- 09:25:00 Start PTS3 Men
- 09:30:00 Start PTS2 Men
- 09:35:00 Start PTS2 Women
- 12:00:00 Start PTVI1 Men (PTVI 2/3 +2m41s)
- 12:05:00 Start PTVI1 Women (PTVI 2/3 +3m11s)
- 12:20:00 Start PTS5 Men
- 12:25:00 Start PTS4 Men
- 12:35:00 Start PTS5 Women
- 12:40:00 Start PTS4 Women

All enquiries regarding tickets will be handled by Paris 2024. As with all of the Paris 2024 triathlon and road events, this will also be an opportunity for the public to support and cheer the Para athletes along the route and celebrate the Games in a festive and popular atmosphere, in the heart of Paris.

Issued by: World Triathlon
Time: 12:16
Date: 29 AUG 2024

This decision affects: Results
Schedule
Other

X



Official Communication
Communication officielle

Item: 2

Cancellation of the Paris 2024 Para Triathlon swim familiarization

Summary:

The swim familiarization scheduled for August 31 has been cancelled as a precaution

Details:

Following the Daily Situation Meeting held at 19:30 on 30 August, attended by representatives of World Triathlon, Paris 2024 and the relevant French authorities involved in monitoring the conditions of the Seine and the weather, the decision has been taken to cancel the swim familiarization scheduled for August 31. The decision has been taken as a precautionary one, taking into account that, despite the fact that the latest lab results available show that the water quality is good, it is likely that the rain will have an impact in the early hours of Saturday morning. It has also been considered that the athletes have had the opportunity to do a swim familiarization on Thursday and Friday.

Athletes and team officials are not required to come to the venue on Saturday 31. Bike transfers remain unchanged

Issued by: World Triathlon
Time: 5:52
Date: 31 AUG 2024

This decision affects: Results
Schedule
Other

X



Official Communication
Communication officielle

Item: 3

Rescheduling of the Paris 2024 Para Triathlon competition

Summary:

The 2024 Paris Para Triathlon competition has been rescheduled to September 2

Details:

Following a meeting held on 1 September at 3:30 am attended by representatives of World Triathlon, Paris 2024 and the relevant French authorities involved in monitoring the conditions of the Seine and the weather, the decision has been taken to reschedule the Para triathlon competitions which were due to be held on 1 September.

The latest water quality tests show a substantial decrease on the water quality in the river, after a release of water upstream the competition venue following the rain episodes the last two days. As a result of the releases, the water quality at the competition venue on Sunday, September 1, is considered not suitable for swimming. It has been decided to schedule all 11 Para triathlon medal events on 2 September. This is subject to the forthcoming water tests complying with the established World Triathlon thresholds for swimming.

Paris 2024 and World Triathlon reiterate that their priority is the health of the athletes and with these conditions, the Para triathlon events can not happen.

Issued by: World Triathlon
Time: 5:39
Date: 1 SEP 2024

This decision affects: Results
Schedule
Other

X



Entry List by NPC
Liste d'inscriptions par CNP
As of MON 2 SEP 2024

NPC	Gender	Date of Birth	Sport Class
AUS - Australia			
BRIMELOW Grace	Female	17 APR 2007	PTS4
FRANCIS Anu	Female	15 SEP 1995	PTS2
PARKER Lauren	Female	15 DEC 1988	PTWC1
PILBEAM Sally	Female	14 APR 1978	PTS4
BEVERIDGE Nic	Male	14 JUL 1986	PTWC1
BRYANT David	Male	1 APR 1989	PTS5
GODFREY Justin	Male	2 JUL 1974	PTS3
GOODMAN Thomas	Male	24 SEP 1990	PTS2
HARDING Sam	Male	11 MAY 1991	PTVI2
ROYLE Aaron	Male	26 JAN 1990	Guide
HOWELL Jack	Male	28 FEB 2004	PTS5
PEACOCK Jeremy	Male	23 JUN 1991	PTS4
TWOMEY Liam	Male	24 JAN 1994	PTS4
AUT - Austria			
BRUNGRABER Florian	Male	29 SEP 1984	PTWC2
BEL - Belgium			
de PAEPE Wim	Male	3 JAN 1985	PTS2
BRA - Brazil			
FERREIRA Jessica	Female	29 OCT 1987	PTWC1
FREITAS Leticia	Female	31 JUL 1994	PTVI1
OPIARI Giovanna Alves	Female	30 NOV 1996	Guide
CORDEIRO Ronan	Male	10 AUG 1997	PTS5
CAN - Canada			
FRENETTE Kamylle	Female	4 JUL 1996	PTS5
TAYLOR Leanne	Female	27 JUL 1992	PTWC1
DANIEL Stefan	Male	22 FEB 1997	PTS5
COL - Colombia			
PATINO GIRALDO Juan Esteban	Male	1 JUL 1993	PTS2
CRO - Croatia			
FRANKO Antonio	Male	9 NOV 1992	PTS4
ESP - Spain			
FRANCES GOMEZ Marta	Female	14 JUN 1995	PTS4
MATEO URIARTE Raket	Female	13 JUN 1975	PTS2
MIGUELEZ RANZ Andrea	Female	30 JUL 2003	PTS5
MORAL PEDRERO Eva Maria	Female	30 JUL 1982	PTWC1
RODRIGUEZ Susana	Female	4 MAR 1988	PTVI1
PEREZ SALA Sara	Female	12 JAN 1988	Guide
CATALA LAPARRA Hector	Male	17 JUN 1988	PTVI2
OLIVER VIVES Carlos	Male	12 AUG 1999	Guide
GARCIA SERRANO Jose Luis	Male	27 MAY 1983	PTVI1
MENTRIDA ZAMARRA Diego	Male	21 JUN 1999	Guide
LARDON FERRER Diego	Male	23 MAY 1984	PTS3
MOLINA Daniel	Male	15 SEP 1974	PTS3
MORALES Lionel	Male	14 FEB 1973	PTS2
RIUDAVETS VICTORY Nil	Male	3 APR 1996	PTS4
RUIZ LOPEZ Jairo	Male	26 NOV 1988	PTS5
SANCHEZ PALOMERO Alejandro	Male	6 NOV 1986	PTS4
EST - Estonia			
JUURSALU Laura-Liis	Female	23 JUN 1980	PTS5



Entry List by NPC
Liste d'inscriptions par CNP
As of MON 2 SEP 2024

NPC	Gender	Date of Birth	Sport Class
FRA - France			
COURVOISIER Heloise	Female	7 AUG 1997	PTVI3
HENRIET Anne	Female	27 FEB 1981	Guide
CURZILLAT Annouck	Female	12 MAY 1992	PTVI1
MARANO Julie	Female	16 JUL 1996	Guide
FRANCIS Mona	Female	26 DEC 1990	PTWC2
LEMOUSSU Gwladys	Female	12 APR 1989	PTS5
MARC Elise	Female	25 OCT 1987	PTS3
SABOUREAU Cecile	Female	14 MAY 1983	PTS2
SENECLAUZE Camille	Female	7 APR 1998	PTS4
BAELE Pierre-Antoine	Male	2 JAN 1992	PTS4
BERTHON Gregoire	Male	28 JUN 1991	PTS4
DENUZIERE Cedric	Male	29 JUN 1989	PTS3
HANQUINQUANT Alexis	Male	28 DEC 1985	PTS4
HERTER Michael	Male	10 FEB 1986	PTS3
NOEL Louis	Male	15 AUG 1997	PTWC2
PEREL Antoine	Male	9 APR 1986	PTVI1
le BERRE Yohan	Male	20 SEP 1987	Guide
RIBSTEIN Jules	Male	3 NOV 1986	PTS2
RIGAUDEAU Thibaut	Male	4 SEP 1990	PTVI3
VIENNOT Cyril	Male	5 JUN 1982	Guide
WERSY Geoffrey	Male	13 SEP 1991	PTS2
GBR - Great Britain			
CASHMORE Claire	Female	21 MAY 1988	PTS5
MOORE Hannah	Female	5 OCT 1996	PTS4
NICHOLLS Melissa	Female	14 JUL 1977	PTWC1
PEASGOOD Alison	Female	1 OCT 1987	PTVI2
GILLIES Brooke	Female	16 AUG 1998	Guide
RICHTER Megan	Female	29 DEC 2000	PTS4
STEADMAN Lauren	Female	18 DEC 1992	PTS5
ELLIS Dave	Male	12 JUL 1986	PTVI3
POLLARD Luke	Male	9 SEP 1991	Guide
JAKES Finley	Male	12 SEP 1999	PTS4
KELLY Oscar	Male	6 MAR 2001	PTVI3
HARDING Charlie	Male	27 JUL 2003	Guide
TAYLOR Michael	Male	9 DEC 1995	PTS4
URAND Henry	Male	31 AUG 2002	PTS3
GER - Germany			
LUDWIG Neele	Female	27 DEC 1990	PTS2
RENNER Anja	Female	24 JUL 1986	PTVI3
PAULIG Maria	Female	15 OCT 1994	Guide
van ENGELEN Elke	Female	27 AUG 1965	PTS4
GELHAAR Max	Male	26 SEP 1997	PTS3
SCHULZ Martin	Male	17 MAR 1990	PTS5
HUN - Hungary			
MOCSARI Bence	Male	29 MAR 2000	PTS5
IRL - Ireland			
CAVA Cassie	Female	7 SEP 1991	PTS3
MACCOMBE Chloe	Female	24 MAY 1995	PTVI3
SANDS Catherine A	Female	29 MAR 1992	Guide
MACCOMBE Judith	Female	24 MAY 1995	PTVI3
NICHOLLS Eimear	Female	21 MAY 1982	Guide



Entry List by NPC
Liste d'inscriptions par CNP
As of MON 2 SEP 2024

NPC	Gender	Date of Birth	Sport Class
ITA - Italy			
BARBARO Anna	Female	27 MAR 1985	PTV11
BONIN Charlotte	Female	10 FEB 1987	Guide
PLEBANI Veronica Yoko	Female	1 MAR 1996	PTS2
TARANTELLLO Francesca	Female	28 JAN 2002	PTVI3
VISAGGI Silvia	Female	18 MAR 1995	Guide
ACHENZA Giovanni	Male	31 JUL 1971	PTWC1
ROMELE Giuseppe	Male	12 FEB 1992	PTWC1
VALORI Gianluca	Male	6 JUN 1974	PTS2
JPN - Japan			
HATA Yukako	Female	10 APR 1981	PTS2
KIMURA Jumpei	Male	14 FEB 1985	PTWC1
UDA Hideki	Male	6 APR 1987	PTS4
YONEOKA Satoru	Male	6 SEP 1985	PTV11
TERASAWA Kosuke	Male	7 MAR 1994	Guide
KGZ - Kyrgyzstan			
ZHOOMART KYZY Aitunuk	Female	19 NOV 1994	PTV11
BLINDUL Angelina	Female	21 AUG 2008	Guide
KOR - Republic of Korea			
KIM Hwang Tae	Male	14 JAN 1977	PTS3
MEX - Mexico			
OSNAYA ALVAREZ Brenda	Female	1 AUG 1993	PTWC1
VILLALOBOS VARGAS Kenia Yesenia	Female	21 MAR 1999	PTS3
NED - Netherlands			
MORSINK Maurits	Male	29 JAN 1991	PTS2
PLAT Jetze	Male	10 JUN 1991	PTWC2
SCHIPPER Geert	Male	20 SEP 1977	PTWC2
van der BURGT Nico	Male	25 NOV 1983	PTS3
NPA - NPA			
PLOTNIKOVA Anna	Female	14 MAY 1998	PTS3
CHEBOTAREV Viktor	Male	17 SEP 1993	PTS3
POL - Poland			
BELCZEWSKA Monika	Female	23 APR 1994	PTS5
DZIECIATKOWSKA Marta	Female	23 MAR 1998	PTS5
WIETECKI Lukasz	Male	29 JUL 1984	PTVI3
KRAWCZYK Jacek	Male	10 JUN 1996	Guide
POR - Portugal			
MARQUES Filipe	Male	9 JUL 1998	PTS5
RPT - Refugee Paralympic Team			
AL HUSSEIN Ibrahim	Male	23 SEP 1988	PTS3
RSA - South Africa			
WEIR Kirsty	Female	14 MAR 1978	PTS4
SRB - Serbia			
FILIPOVIC Lazar	Male	9 FEB 1990	PTV12
PONJEVIC Jovan	Male	6 FEB 1988	Guide



Entry List by NPC
Liste d'inscriptions par CNP
As of MON 2 SEP 2024

NPC	Gender	Date of Birth	Sport Class
TUN - Tunisia			
ZOUINKHI Fethi	Male	26 APR 1986	PTWC1
TUR - Turkiye			
OZER Ugurcan	Male	17 JUL 1998	PTS5
UKR - Ukraine			
KOLPAKCHY Alisa	Female	15 DEC 1996	PTS5
USA - United States of America			
DANZ Hailey	Female	9 JAN 1991	PTS2
ELMLINGER Kelly	Female	9 JUL 1979	PTS4
GRETSCH Kendall	Female	2 APR 1992	PTWC2
MEYERS Emma	Female	20 MAY 2006	PTS4
NORMAN Grace	Female	9 MAR 1998	PTS5
PERRY Emelia	Female	23 NOV 1992	PTWC1
SEELY Allysa	Female	4 JAN 1989	PTS2
STOCKWELL Melissa	Female	31 JAN 1980	PTS2
WATTS Rachel	Female	31 JAN 1986	PTS3
BARR Mark	Male	24 AUG 1986	PTS2
CLOUGH Carson	Male	10 FEB 1994	PTS4
COON Kyle	Male	20 NOV 1991	PTVI1
ANDRIE Marty	Male	2 DEC 1992	Guide
CRAVENS Owen	Male	26 JUN 2003	PTVI3
HOFFMAN Ben	Male	22 AUG 1983	Guide
HAMMER Chris	Male	30 MAR 1986	PTS5
LAHNA Mohamed	Male	11 MAR 1982	PTS2
McELVENNY Eric	Male	12 MAY 1983	PTS4
SANBORN Howie	Male	27 MAY 1982	PTWC1
VEN - Venezuela			
RODRIGUEZ RODRIGUEZ Emma Juaisca	Female	3 JUN 1973	PTS2



Start List
Liste de départ

Race Number	Start Time	Name	NPC Code	Date of Birth	Sport Class	PQR	Notes
101	8:20:00	PARKER Lauren	AUS	15 DEC 1988	PTWC1	1	
102	8:23:38	GRETSCH Kendall	USA	2 APR 1992	PTWC2	2	
103	8:20:00	TAYLOR Leanne	CAN	27 JUL 1992	PTWC1	3	
104	8:20:00	MORAL PEDRERO Eva Maria	ESP	30 JUL 1982	PTWC1	4	
105	8:20:00	FERREIRA Jessica	BRA	29 OCT 1987	PTWC1	5	
106	8:20:00	OSNAYA ALVAREZ Brenda	MEX	1 AUG 1993	PTWC1	6	
107	8:20:00	NICHOLLS Melissa	GBR	14 JUL 1977	PTWC1	7	
108	8:23:38	FRANCIS Mona	FRA	26 DEC 1990	PTWC2	8	
109	8:20:00	PERRY Emelia	USA	23 NOV 1992	PTWC1	9	

Entries / NPCs	Course information		
	Swim (750m)	Bike (20.0km)	Run (5.0km)
9/8	1 lap of 750m	1 Connection 1.5km + 5 laps of 3.7km	1 Connection 1.1km + 3 laps of 1.3km

Legend: PQR Paralympic Qualification Ranking
--



Results

Résultats

Rank	Race No.	Name	NPC Code	Sport Class	Comp. Time	Swim (750m) 1 Lap	T1	Bike (20.0km) 5 Laps	T2	Run (5.0km) 2 Laps	Total Time	Time Diff.
1	101	PARKER Lauren	AUS	PTWC1	+0:00	13:19 (1)	15:07 (1) 1:48 (6)	51:46 (1) 36:39 (2)	52:35 (1) 0:49 (4)	13:48 (2)	1:06:23	
2	102	GRETSCH Kendall	USA	PTWC2	+3:38	16:19 (6) (12:41)	17:32 (7) 1:13 (2)	54:00 (2) 36:28 (1)	54:33 (2) 0:33 (1)	13:13 (1)	1:07:46	+1:23
3	103	TAYLOR Leanne	CAN	PTWC1	+0:00	14:31 (3)	16:14 (2) 1:43 (4)	57:21 (4) 41:07 (7)	58:11 (4) 0:50 (5)	14:00 (3)	1:12:11	+5:48
4	104	MORAL PEDRERO EM	ESP	PTWC1	+0:00	14:25 (2)	16:22 (3) 1:57 (8)	57:22 (5) 41:00 (6)	58:15 (5) 0:53 (6)	14:03 (4)	1:12:18	+5:55
5	109	PERRY Emelia	USA	PTWC1	+0:00	16:33 (8)	18:03 (8) 1:30 (3)	58:50 (7) 40:47 (4)	59:49 (7) 0:59 (=7)	14:14 (6)	1:14:03	+7:40
6	108	FRANCIS Mona	FRA	PTWC2	+3:38	16:22 (7) (12:44)	17:27 (6) 1:05 (1)	58:19 (6) 40:52 (5)	58:59 (6) 0:40 (2)	15:25 (8)	1:14:24	+8:01
7	107	NICHOLLS Melissa	GBR	PTWC1	+0:00	15:06 (4)	17:00 (5) 1:54 (7)	59:03 (8) 42:03 (9)	59:51 (8) 0:48 (3)	14:52 (7)	1:14:43	+8:20
	105	FERREIRA Jessica	BRA	PTWC1	+0:00	15:10 (5)	16:54 (4) 1:44 (5)	55:09 (3) 38:15 (3)	56:08 (3) 0:59 (=7)		DNF	DNF
	106	OSNAYA ALVAREZ B	MEX	PTWC1	+0:00	14:27	15:54 1:27	57:25 41:31	58:18 0:53	14:07	DSQ	DSQ

Participants						Air Temperature [°C]	Water Temperature [°C]	Wetsuit Allowed
Entries / NPCs	Finished	DNF	DSQ	DNS	DQB			
9/8	7	1	1	0	0	18.5	21.1	Yes

IF Delegates:	NIKOPOULOS Thanos (GRE) PATTI Laura (ITA) MOLINA VAZQUEZ Felix (MEX)	Competition Jury:	NIKOPOULOS Thanos (GRE) ALEXANDER Debbie (RSA) SAINT JEAN Bernard (FRA)
Head Referees:	HOUGH Duncan (GBR) MOK Rebecca (HKG)	Medical Delegate:	PEDRO Angele (POR)

Legend:	= Equal sign indicates that two or more athletes share the same secondary rank	Comp. Compensation
Diff. Difference	DNF Did Not Finish	DNS Did Not Start
DSQ Disqualified	No. Number	T Transition
		DQB Disqualified for unsportsmanlike behaviour



Race Analysis
Analyse de la course

Course information									
Swim (750m)	Bike (20.0km)					Run (5.0km)			
1 lap of 750m	1 Connection 1.5km + 5 laps of 3.7km					1 Connection 1.1km + 3 laps of 1.3km			

Rk	Name	NPC Code	Sport Class	Segment						
----	------	----------	-------------	---------	--	--	--	--	--	--

Swim	750m								
	T1	out							
Bike	1.5km	3.4km	5.2km	7.0km	8.9km	10.8km	12.6km	14.4km	16.3km
	T2	18.1km	20.0km						
Run	out								
	1.1km	1.8km	2.4km	3.0km	3.7km	4.3km	5.0km		

1	PARKER Lauren	AUS	PTWC1	+0:00	1:06:23					
----------	----------------------	------------	--------------	--------------	----------------	--	--	--	--	--

Swim	Split Time (Rk)	13:19 (1)								13:19 (1)	
	Race Time (Rk)	13:19 (1)									
T1	Split Time (Rk)	1:48 (6)								1:48 (6)	
	Race Time (Rk)	15:07 (1)									
Bike	Split Time (Rk)	2:53 (3)	3:08 (3)	3:48 (3)	2:59 (2)	3:42 (1)	2:58 (=1)	3:41 (1)	2:57 (2)	3:42 (1)	36:39 (2)
	Race Time (Rk)	18:00 (1)	21:08 (1)	24:56 (1)	27:55 (1)	31:37 (1)	34:35 (1)	38:16 (1)	41:13 (1)	44:55 (1)	
	Split Time (Rk)	3:00 (2)	3:51 (1)								
	Race Time (Rk)	47:55 (1)	51:46 (1)								
T2	Split Time (Rk)	0:49 (4)								0:49 (4)	
	Race Time (Rk)	52:35 (1)									
Run	Split Time (Rk)	3:05 (2)	2:08 (2)	1:11 (2)	2:10 (2)	1:13 (=3)	2:13 (3)	1:48 (5)		13:48 (2)	
	Race Time (Rk)	55:40 (1)	57:48 (1)	58:59 (1)	1:01:09 (1)	1:02:22 (1)	1:04:35 (1)	1:06:23 (1)			

2	GRETSCH Kendall	USA	PTWC2	+3:38	1:07:46	+1:23				
----------	------------------------	------------	--------------	--------------	----------------	--------------	--	--	--	--

Swim	Split Time (Rk)	16:19 (6)								16:19 (6)	
	Race Time (Rk)	16:19 (6)									
T1	Split Time (Rk)	1:13 (2)								1:13 (2)	
	Race Time (Rk)	17:32 (7)									
Bike	Split Time (Rk)	2:40 (1)	2:58 (1)	3:47 (=1)	2:53 (1)	3:49 (2)	2:58 (=1)	3:48 (2)	2:56 (1)	3:45 (2)	36:28 (1)
	Race Time (Rk)	20:12 (6)	23:10 (5)	26:57 (5)	29:50 (3)	33:39 (3)	36:37 (2)	40:25 (2)	43:21 (2)	47:06 (2)	
	Split Time (Rk)	2:58 (1)	3:56 (2)								
	Race Time (Rk)	50:04 (2)	54:00 (2)								
T2	Split Time (Rk)	0:33 (1)								0:33 (1)	
	Race Time (Rk)	54:33 (2)									
Run	Split Time (Rk)	2:57 (1)	2:06 (1)	1:09 (1)	2:06 (1)	1:10 (1)	2:06 (1)	1:39 (1)		13:13 (1)	
	Race Time (Rk)	57:30 (2)	59:36 (2)	1:00:45 (2)	1:02:51 (2)	1:04:01 (2)	1:06:07 (2)	1:07:46 (2)			

3	TAYLOR Leanne	CAN	PTWC1	+0:00	1:12:11	+5:48				
----------	----------------------	------------	--------------	--------------	----------------	--------------	--	--	--	--

Swim	Split Time (Rk)	14:31 (3)								14:31 (3)	
	Race Time (Rk)	14:31 (3)									
T1	Split Time (Rk)	1:43 (4)								1:43 (4)	
	Race Time (Rk)	16:14 (2)									
Bike	Split Time (Rk)	3:05 (7)	3:15 (=4)	4:14 (6)	3:13 (5)	4:10 (4)	3:22 (7)	4:24 (8)	3:20 (6)	4:19 (8)	41:07 (7)
	Race Time (Rk)	19:19 (3)	22:34 (2)	26:48 (3)	30:01 (4)	34:11 (4)	37:33 (4)	41:57 (5)	45:17 (5)	49:36 (5)	
	Split Time (Rk)	3:21 (5)	4:24 (5)								
	Race Time (Rk)	52:57 (5)	57:21 (4)								
T2	Split Time (Rk)	0:50 (5)								0:50 (5)	
	Race Time (Rk)	58:11 (4)									
Run	Split Time (Rk)	3:09 (4)	2:17 (4)	1:12 (3)	2:13 (3)	1:13 (=3)	2:15 (=4)	1:41 (3)		14:00 (3)	
	Race Time (Rk)	1:01:20 (3)	1:03:37 (3)	1:04:49 (3)	1:07:02 (3)	1:08:15 (3)	1:10:30 (3)	1:12:11 (3)			



Race Analysis

Analyse de la course

Rk	Name	NPC Code	Sport Class	Segment												
			Swim	750m												
			T1	out												
			Bike	1.5km	3.4km	5.2km	7.0km	8.9km	10.8km	12.6km	14.4km	16.3km				
				18.1km	20.0km											
			T2	out												
			Run	1.1km	1.8km	2.4km	3.0km	3.7km	4.3km	5.0km						
4 MORAL PEDRERO Eva Maria ESP PTWC1 +0:00 1:12:18 +5:55																
			Swim	Split Time (Rk)	14:25 (2)											14:25 (2)
				Race Time (Rk)	14:25 (2)											
			T1	Split Time (Rk)	1:57 (8)											1:57 (8)
				Race Time (Rk)	16:22 (3)											
			Bike	Split Time (Rk)	2:55 (4)	3:20 (7)	4:12 (5)	3:19 (=6)	4:13 (5)	3:21 (=5)	4:10 (4)	3:21 (7)	4:15 (5)	41:00 (6)		
				Race Time (Rk)	19:17 (2)	22:37 (3)	26:49 (4)	30:08 (5)	34:21 (5)	37:42 (5)	41:52 (4)	45:13 (4)	49:28 (4)			
				Split Time (Rk)	3:26 (=7)	4:28 (7)										
				Race Time (Rk)	52:54 (4)	57:22 (5)										
			T2	Split Time (Rk)	0:53 (6)									0:53 (6)		
				Race Time (Rk)	58:15 (5)											
			Run	Split Time (Rk)	3:15 (=5)	2:16 (3)	1:13 (4)	2:15 (5)	1:12 (2)	2:12 (2)	1:40 (2)			14:03 (4)		
				Race Time (Rk)	1:01:30 (4)	1:03:46 (4)	1:04:59 (4)	1:07:14 (4)	1:08:26 (4)	1:10:38 (4)	1:12:18 (4)					
5 PERRY Emelia USA PTWC1 +0:00 1:14:03 +7:40																
			Swim	Split Time (Rk)	16:33 (8)									16:33 (8)		
				Race Time (Rk)	16:33 (8)											
			T1	Split Time (Rk)	1:30 (3)									1:30 (3)		
				Race Time (Rk)	18:03 (8)											
			Bike	Split Time (Rk)	3:01 (5)	3:15 (=4)	4:15 (7)	3:19 (=6)	4:19 (8)	3:21 (=5)	4:12 (=5)	3:17 (4)	4:10 (4)	40:47 (4)		
				Race Time (Rk)	21:04 (8)	24:19 (8)	28:34 (8)	31:53 (8)	36:12 (8)	39:33 (8)	43:45 (8)	47:02 (8)	51:12 (8)			
				Split Time (Rk)	3:16 (4)	4:22 (4)										
				Race Time (Rk)	54:28 (7)	58:50 (7)										
			T2	Split Time (Rk)	0:59 (=7)									0:59 (=7)		
				Race Time (Rk)	59:49 (7)											
			Run	Split Time (Rk)	3:08 (3)	2:18 (5)	1:18 (5)	2:14 (4)	1:16 (5)	2:15 (=4)	1:45 (4)			14:14 (6)		
				Race Time (Rk)	1:02:57 (6)	1:05:15 (6)	1:06:33 (6)	1:08:47 (6)	1:10:03 (6)	1:12:18 (5)	1:14:03 (5)					
6 FRANCIS Mona FRA PTWC2 +3:38 1:14:24 +8:01																
			Swim	Split Time (Rk)	16:22 (7)									16:22 (7)		
				Race Time (Rk)	16:22 (7)											
			T1	Split Time (Rk)	1:05 (1)									1:05 (1)		
				Race Time (Rk)	17:27 (6)											
			Bike	Split Time (Rk)	3:04 (6)	3:16 (6)	4:07 (4)	3:11 (4)	4:14 (6)	3:18 (4)	4:12 (=5)	3:18 (5)	4:16 (6)	40:52 (5)		
				Race Time (Rk)	20:31 (7)	23:47 (7)	27:54 (6)	31:05 (6)	35:19 (6)	38:37 (6)	42:49 (6)	46:07 (6)	50:23 (6)			
				Split Time (Rk)	3:24 (6)	4:32 (8)										
				Race Time (Rk)	53:47 (6)	58:19 (6)										
			T2	Split Time (Rk)	0:40 (2)									0:40 (2)		
				Race Time (Rk)	58:59 (6)											
			Run	Split Time (Rk)	3:22 (7)	2:26 (7)	1:24 (7)	2:25 (7)	1:23 (7)	2:25 (7)	2:00 (7)			15:25 (8)		
				Race Time (Rk)	1:02:21 (5)	1:04:47 (5)	1:06:11 (5)	1:08:36 (5)	1:09:59 (5)	1:12:24 (6)	1:14:24 (6)					



Race Analysis

Analyse de la course

Rk	Name	NPC Code	Sport Class	Segment									
			Swim	750m									
			T1	out									
			Bike	1.5km	3.4km	5.2km	7.0km	8.9km	10.8km	12.6km	14.4km	16.3km	
			T2	18.1km	20.0km								
			Run	out									
				1.1km	1.8km	2.4km	3.0km	3.7km	4.3km	5.0km			

7 NICHOLLS Melissa		GBR	PTWC1	+0:00	1:14:43	+8:20							
Swim	Split Time (Rk)			15:06 (4)									15:06 (4)
	Race Time (Rk)			15:06 (4)									
T1	Split Time (Rk)			1:54 (7)									1:54 (7)
	Race Time (Rk)			17:00 (5)									
Bike	Split Time (Rk)			3:10 (8)	3:26 (8)	4:21 (8)	3:20 (8)	4:18 (7)	3:30 (8)	4:20 (7)	3:28 (8)	4:17 (7)	42:03 (9)
	Race Time (Rk)			20:10 (5)	23:36 (6)	27:57 (7)	31:17 (7)	35:35 (7)	39:05 (7)	43:25 (7)	46:53 (7)	51:10 (7)	
	Split Time (Rk)			3:26 (=7)	4:27 (6)								
	Race Time (Rk)			54:36 (8)	59:03 (8)								
T2	Split Time (Rk)			0:48 (3)									0:48 (3)
	Race Time (Rk)			59:51 (8)									
Run	Split Time (Rk)			3:15 (=5)	2:22 (6)	1:22 (6)	2:22 (6)	1:19 (6)	2:21 (6)	1:51 (6)			14:52 (7)
	Race Time (Rk)			1:03:06 (7)	1:05:28 (7)	1:06:50 (7)	1:09:12 (7)	1:10:31 (7)	1:12:52 (7)	1:14:43 (7)			

FERREIRA Jessica		BRA	PTWC1	+0:00	DNF								
Swim	Split Time (Rk)			15:10 (5)									15:10 (5)
	Race Time (Rk)			15:10 (5)									
T1	Split Time (Rk)			1:44 (5)									1:44 (5)
	Race Time (Rk)			16:54 (4)									
Bike	Split Time (Rk)			2:45 (2)	3:04 (2)	3:47 (=1)	3:04 (3)	3:57 (3)	3:08 (3)	3:55 (3)	3:09 (3)	4:02 (3)	38:15 (3)
	Race Time (Rk)			19:39 (4)	22:43 (4)	26:30 (2)	29:34 (2)	33:31 (2)	36:39 (3)	40:34 (3)	43:43 (3)	47:45 (3)	
	Split Time (Rk)			3:15 (3)	4:09 (3)								
	Race Time (Rk)			51:00 (3)	55:09 (3)								
T2	Split Time (Rk)			0:59 (=7)									0:59 (=7)
	Race Time (Rk)			56:08 (3)									

OSNAYA ALVAREZ Brenda		MEX	PTWC1	+0:00	DSQ								
Swim	Split Time (Rk)			14:27									14:27
	Race Time (Rk)			14:27									
T1	Split Time (Rk)			1:27									1:27
	Race Time (Rk)			15:54									
Bike	Split Time (Rk)			3:03	3:25	4:13	3:20	4:14	3:28	4:22	3:19	4:21	41:31
	Race Time (Rk)			18:57	22:22	26:35	29:55	34:09	37:37	41:59	45:18	49:39	
	Split Time (Rk)			3:19	4:27								
	Race Time (Rk)			52:58	57:25								
T2	Split Time (Rk)			0:53									0:53
	Race Time (Rk)			58:18									
Run	Split Time (Rk)			3:20	2:11	1:13	2:12	1:14	2:13	1:44			14:07
	Race Time (Rk)			1:01:38	1:03:49	1:05:02	1:07:14	1:08:28	1:10:41	1:12:25			

Participants						Air Temperature [°C]	Water Temperature [°C]	Wetsuit Allowed
Entries / NPCs	Finished	DNF	DSQ	DNS	DQB			
9/8	7	1	1	0	0	18.5	21.1	Yes

Legend:	= Equal sign indicates that two or more athletes share the same secondary rank	DNF Did Not Finish
DNS Did Not Start	DQB Disqualified for unsportsmanlike behaviour	DSQ Disqualified
Rk Rank	T Transition	



Pont Alexandre III

Pont Alexandre III

MON 2 SEP 2024

Start Time 8:20

Para Triathlon

Para triathlon

Women's PTWC

Para triathlon - femmes PTWC



Race Facts

Faits de la course

Segment	Lap	Facts	Athletes Involved	NPC Code
Transition 1		10 second penalty for being pushed by the handler after white line	106 OSNAYA ALVAREZ Brenda	MEX
Bike		10 second penalty for blocking	106 OSNAYA ALVAREZ Brenda	MEX
Run		10 second penalty served.	106 OSNAYA ALVAREZ Brenda	MEX
Run		Withdrawal due to a mechanical problem.	105 FERREIRA Jessica	BRA
Run		Disqualification because the time penalty was not served.	106 OSNAYA ALVAREZ Brenda	MEX



Environmental Data Summary

Données environnementales

	30 minutes before Start	At Start Time	30 minutes after Start	At End Time
Weather	Few Clouds	Few Clouds	Few Clouds	Few Clouds
Rainfall (mm/h)	0.0	0.0	0.0	0.0
Wind Direction / Speed (m/s)	SW / 1.1	SSW / 1.2	S / 1.5	S / 1.5
Heat Stress Indicator (WBGT) (°C)	16.8	17.3	20.7	20.7
Air Temperature (°C)	18.5	19.1	19.3	19.3
Relative Humidity (%)	86.0	85.0	82.0	82.0
Water Temperature (°C)	21.1	21.1	21.1	21.1
Air Quality Index	Good	Good	Good	Good
Water Quality	Good	Good	Good	Good

Legend:			
-	Information not available	E	East
N	North	NE	North-East
NW	North-West	ppm	Parts per million
SSE	South-South-East	SSW	South-South-West
WNW	West-North-West	WSW	West-South-West
		ENE	East-North-East
		NNE	North-North-East
		S	South
		SW	South-West
		ESE	East-South-East
		NNW	North-North-West
		SE	South-East
		W	West





Medallists

Médaillé(e)s

Medal	Name	NPC
GOLD	PARKER Lauren	AUS - Australia
SILVER	GRETSCH Kendall	USA - United States of America
BRONZE	TAYLOR Leanne	CAN - Canada



Start List
Liste de départ

Race Number	Name	NPC Code	Date of Birth	Sport Class	PQR	Notes
202	DANZ Hailey	USA	9 JAN 1991	PTS2	1	
203	FRANCIS Anu	AUS	15 SEP 1995	PTS2	2	
204	SEELY Allysa	USA	4 JAN 1989	PTS2	3	
205	STOCKWELL Melissa	USA	31 JAN 1980	PTS2	4	
206	HATA Yukako	JPN	10 APR 1981	PTS2	5	
207	PLEBANI Veronica Yoko	ITA	1 MAR 1996	PTS2	6	
208	LUDWIG Neele	GER	27 DEC 1990	PTS2	7	
209	SABOUREAU Cecile	FRA	14 MAY 1983	PTS2	8	
210	MATEO URIARTE Rakel	ESP	13 JUN 1975	PTS2	9	
211	RODRIGUEZ RODRIGUEZ Emma Juaisca	VEN	3 JUN 1973	PTS2	10	

Entries / NPCs	Course information		
	Swim (750m)	Bike (20.0km)	Run (5.0km)
10/8	1 lap of 750m	1 Connection 1.5km + 5 laps of 3.7km	1 Connection 1.1km + 3 laps of 1.3km

Legend: PQR Paralympic Qualification Ranking
--



Results
Résultats

Rank	Race No.	Name	NPC Code	Sport Class	Swim (750m) 1 Lap	T1	Bike (20.0km) 5 Laps	T2	Run (5.0km) 2 Laps	Total Time	Time Diff.
1	202	DANZ Hailey	USA	PTS2	13:11 (2)	14:37 (2) 1:26 (2)	50:43 (1) 36:06 (1)	51:42 (1) 0:59 (=2)	22:49 (3)	1:14:31	
2	207	PLEBANI VY	ITA	PTS2	13:12 (3)	14:55 (4) 1:43 (3)	52:42 (2) 37:47 (3)	53:41 (2) 0:59 (=2)	21:56 (2)	1:15:37	+1:06
3	204	SEELY Allysa	USA	PTS2	13:12 (4)	14:26 (1) 1:14 (1)	54:00 (4) 39:34 (5)	54:46 (4) 0:46 (1)	21:47 (1)	1:16:33	+2:02
4	203	FRANCIS Anu	AUS	PTS2	14:38 (6)	16:41 (6) 2:03 (6)	53:08 (3) 36:27 (2)	54:08 (3) 1:00 (4)	23:40 (4)	1:17:48	+3:17
5	205	STOCKWELL Melissa	USA	PTS2	13:04 (1)	14:48 (3) 1:44 (4)	54:56 (6) 40:08 (6)	56:02 (6) 1:06 (5)	25:04 (6)	1:21:06	+6:35
6	209	SABOUREAU Cecile	FRA	PTS2	13:57 (5)	15:56 (5) 1:59 (5)	54:48 (5) 38:52 (4)	56:02 (5) 1:14 (6)	25:41 (7)	1:21:43	+7:12
7	211	RODRIGUEZ RODRIGU	VEN	PTS2	16:29 (10)	19:06 (10) 2:37 (9)	59:54 (7) 40:48 (7)	1:01:41 (7) 1:47 (8)	24:27 (5)	1:26:08	+11:37 1P
8	208	LUDWIG Neele	GER	PTS2	15:30 (8)	17:48 (7) 2:18 (7)	1:00:37 (8) 42:49 (8)	1:01:55 (8) 1:18 (7)	27:33 (8)	1:29:28	+14:57
9	206	HATA Yukako	JPN	PTS2	15:35 (9)	17:58 (8) 2:23 (8)	1:02:05 (9) 44:07 (9)	1:04:17 (9) 2:12 (9)	29:46 (9)	1:34:03	+19:32 1P
10	210	MATEO URIARTE R	ESP	PTS2	15:25 (7)	18:17 (9) 2:52 (10)	1:03:05 (10) 44:48 (10)	1:05:23 (10) 2:18 (10)	34:53 (10)	1:40:16	+25:45

Participants						Air Temperature [°C]	Water Temperature [°C]	Wetsuit Allowed
Entries / NPCs	Finished	DNF	DSQ	DNS	DQB			
10/8	10	0	0	0	0	18.5	21.1	Yes

IF Delegates:	NIKOPOULOS Thanos (GRE) PATTI Laura (ITA) MOLINA VAZQUEZ Felix (MEX)	Competition Jury:	NIKOPOULOS Thanos (GRE) ALEXANDER Debbie (RSA) SAINT JEAN Bernard (FRA)
Head Referees:	HOUGH Duncan (GBR) MOK Rebecca (HKG)	Medical Delegate:	PEDRO Angele (POR)

Legend:	= Equal sign indicates that two or more athletes share the same secondary rank	Diff. Difference
DNF Did Not Finish	DNS Did Not Start	DQB Disqualified for unsportsmanlike behaviour
DSQ Disqualified	No. Number	T Transition
		xP x 10 second Penalty



Race Analysis

Analyse de la course

Course information									
Swim (750m)	Bike (20.0km)					Run (5.0km)			
1 lap of 750m	1 Connection 1.5km + 5 laps of 3.7km					1 Connection 1.1km + 3 laps of 1.3km			

Rk	Name	NPC Code	Sport Class							Segment
----	------	----------	-------------	--	--	--	--	--	--	---------

Swim	750m								
	out								
Bike	1.5km	3.4km	5.2km	7.0km	8.9km	10.8km	12.6km	14.4km	16.3km
	18.1km	20.0km							
T2	out								
Run	1.1km	1.8km	2.4km	3.0km	3.7km	4.3km	5.0km		

1	DANZ Hailey	USA	PTS2	1:14:31						
----------	-------------	-----	------	----------------	--	--	--	--	--	--

Swim	Split Time (Rk)	13:11 (2)								13:11 (2)	
	Race Time (Rk)	13:11 (2)									
T1	Split Time (Rk)	1:26 (2)								1:26 (2)	
	Race Time (Rk)	14:37 (2)									
Bike	Split Time (Rk)	2:46 (2)	2:53 (1)	3:45 (=1)	2:55 (2)	3:38 (1)	2:48 (1)	3:41 (1)	2:54 (1)	3:46 (=1)	36:06 (1)
	Race Time (Rk)	17:23 (1)	20:16 (1)	24:01 (1)	26:56 (1)	30:34 (1)	33:22 (1)	37:03 (1)	39:57 (1)	43:43 (1)	
	Split Time (Rk)	3:03 (2)	3:57 (2)								
	Race Time (Rk)	46:46 (1)	50:43 (1)								
T2	Split Time (Rk)	0:59 (=2)								0:59 (=2)	
	Race Time (Rk)	51:42 (1)									
Run	Split Time (Rk)	4:54 (3)	3:36 (3)	2:06 (3)	3:36 (3)	2:10 (3)	3:37 (=2)	2:50 (=2)			22:49 (3)
	Race Time (Rk)	56:36 (1)	1:00:12 (1)	1:02:18 (1)	1:05:54 (1)	1:08:04 (1)	1:11:41 (1)	1:14:31 (1)			

2	PLEBANI Veronica Yoko	ITA	PTS2	1:15:37 +1:06						
----------	-----------------------	-----	------	----------------------	--	--	--	--	--	--

Swim	Split Time (Rk)	13:12 (3)								13:12 (3)	
	Race Time (Rk)	13:12 (3)									
T1	Split Time (Rk)	1:43 (3)								1:43 (3)	
	Race Time (Rk)	14:55 (4)									
Bike	Split Time (Rk)	2:51 (3)	3:03 (4)	3:48 (3)	3:01 (3)	3:50 (3)	3:05 (4)	3:50 (3)	3:10 (=5)	3:55 (3)	37:47 (3)
	Race Time (Rk)	17:46 (3)	20:49 (3)	24:37 (2)	27:38 (2)	31:28 (2)	34:33 (2)	38:23 (2)	41:33 (2)	45:28 (2)	
	Split Time (Rk)	3:11 (=4)	4:03 (=3)								
	Race Time (Rk)	48:39 (2)	52:42 (2)								
T2	Split Time (Rk)	0:59 (=2)								0:59 (=2)	
	Race Time (Rk)	53:41 (2)									
Run	Split Time (Rk)	4:48 (2)	3:20 (2)	2:05 (2)	3:28 (2)	2:04 (2)	3:27 (1)	2:44 (1)			21:56 (2)
	Race Time (Rk)	58:29 (2)	1:01:49 (2)	1:03:54 (2)	1:07:22 (2)	1:09:26 (2)	1:12:53 (2)	1:15:37 (2)			

3	SEELY Allysa	USA	PTS2	1:16:33 +2:02						
----------	--------------	-----	------	----------------------	--	--	--	--	--	--

Swim	Split Time (Rk)	13:12 (4)								13:12 (4)	
	Race Time (Rk)	13:12 (4)									
T1	Split Time (Rk)	1:14 (1)								1:14 (1)	
	Race Time (Rk)	14:26 (1)									
Bike	Split Time (Rk)	3:04 (5)	3:06 (5)	4:04 (5)	3:08 (6)	4:04 (7)	3:11 (7)	4:06 (7)	3:12 (7)	4:00 (=5)	39:34 (5)
	Race Time (Rk)	17:30 (2)	20:36 (2)	24:40 (3)	27:48 (3)	31:52 (3)	35:03 (3)	39:09 (3)	42:21 (3)	46:21 (4)	
	Split Time (Rk)	3:18 (7)	4:21 (7)								
	Race Time (Rk)	49:39 (4)	54:00 (4)								
T2	Split Time (Rk)	0:46 (1)								0:46 (1)	
	Race Time (Rk)	54:46 (4)									
Run	Split Time (Rk)	4:29 (1)	3:17 (1)	1:59 (1)	3:21 (1)	2:03 (1)	3:37 (=2)	3:01 (5)			21:47 (1)
	Race Time (Rk)	59:15 (3)	1:02:32 (3)	1:04:31 (3)	1:07:52 (3)	1:09:55 (3)	1:13:32 (3)	1:16:33 (3)			



Race Analysis

Analyse de la course

Rk	Name	NPC Code	Sport Class	Segment						
----	------	----------	-------------	---------	--	--	--	--	--	--

Swim	750m								
T1	out								
Bike	1.5km	3.4km	5.2km	7.0km	8.9km	10.8km	12.6km	14.4km	16.3km
	18.1km	20.0km							
T2	out								
Run	1.1km	1.8km	2.4km	3.0km	3.7km	4.3km	5.0km		

4 FRANCIS Anu	AUS	PTS2	1:17:48	+3:17					
----------------------	------------	-------------	----------------	--------------	--	--	--	--	--

Swim	Split Time (Rk)	14:38 (6)								14:38 (6)	
	Race Time (Rk)	14:38 (6)									
T1	Split Time (Rk)	2:03 (6)								2:03 (6)	
	Race Time (Rk)	16:41 (6)									
Bike	Split Time (Rk)	2:44 (1)	2:56 (2)	3:45 (=1)	2:52 (1)	3:47 (2)	2:56 (2)	3:48 (2)	2:59 (2)	3:46 (=1)	36:27 (2)
	Race Time (Rk)	19:25 (6)	22:21 (6)	26:06 (5)	28:58 (4)	32:45 (4)	35:41 (4)	39:29 (4)	42:28 (4)	46:14 (3)	
	Split Time (Rk)	2:59 (1)	3:55 (1)								
T2	Race Time (Rk)	49:13 (3)	53:08 (3)								
	Split Time (Rk)	1:00 (4)									1:00 (4)
Run	Race Time (Rk)	54:08 (3)									
	Split Time (Rk)	5:13 (5)	3:45 (4)	2:11 (4)	3:43 (4)	2:12 (4)	3:42 (4)	2:54 (4)			23:40 (4)
	Race Time (Rk)	59:21 (4)	1:03:06 (4)	1:05:17 (4)	1:09:00 (4)	1:11:12 (4)	1:14:54 (4)	1:17:48 (4)			

5 STOCKWELL Melissa	USA	PTS2	1:21:06	+6:35					
----------------------------	------------	-------------	----------------	--------------	--	--	--	--	--

Swim	Split Time (Rk)	13:04 (1)								13:04 (1)	
	Race Time (Rk)	13:04 (1)									
T1	Split Time (Rk)	1:44 (4)								1:44 (4)	
	Race Time (Rk)	14:48 (3)									
Bike	Split Time (Rk)	3:34 (7)	3:28 (8)	4:12 (6)	3:14 (7)	4:03 (6)	3:10 (6)	3:59 (5)	3:10 (=5)	3:59 (4)	40:08 (6)
	Race Time (Rk)	18:22 (4)	21:50 (4)	26:02 (4)	29:16 (5)	33:19 (6)	36:29 (6)	40:28 (6)	43:38 (6)	47:37 (6)	
	Split Time (Rk)	3:11 (=4)	4:08 (5)								
T2	Race Time (Rk)	50:48 (6)	54:56 (6)								
	Split Time (Rk)	1:06 (5)									1:06 (5)
Run	Race Time (Rk)	56:02 (6)									
	Split Time (Rk)	5:10 (4)	3:46 (5)	2:23 (6)	3:56 (6)	2:25 (5)	4:06 (6)	3:18 (7)			25:04 (6)
	Race Time (Rk)	1:01:12 (5)	1:04:58 (5)	1:07:21 (5)	1:11:17 (5)	1:13:42 (5)	1:17:48 (5)	1:21:06 (5)			

6 SABOUREAU Cecile	FRA	PTS2	1:21:43	+7:12					
---------------------------	------------	-------------	----------------	--------------	--	--	--	--	--

Swim	Split Time (Rk)	13:57 (5)								13:57 (5)	
	Race Time (Rk)	13:57 (5)									
T1	Split Time (Rk)	1:59 (5)								1:59 (5)	
	Race Time (Rk)	15:56 (5)									
Bike	Split Time (Rk)	3:02 (4)	3:11 (6)	4:02 (4)	3:07 (5)	3:57 (4)	3:08 (5)	4:02 (6)	3:09 (4)	4:00 (=5)	38:52 (4)
	Race Time (Rk)	18:58 (5)	22:09 (5)	26:11 (6)	29:18 (6)	33:15 (5)	36:23 (5)	40:25 (5)	43:34 (5)	47:34 (5)	
	Split Time (Rk)	3:11 (=4)	4:03 (=3)								
T2	Race Time (Rk)	50:45 (5)	54:48 (5)								
	Split Time (Rk)	1:14 (6)									1:14 (6)
Run	Race Time (Rk)	56:02 (5)									
	Split Time (Rk)	5:24 (7)	4:00 (7)	2:27 (7)	4:07 (7)	2:26 (6)	4:08 (7)	3:09 (6)			25:41 (7)
	Race Time (Rk)	1:01:26 (6)	1:05:26 (6)	1:07:53 (6)	1:12:00 (6)	1:14:26 (6)	1:18:34 (6)	1:21:43 (6)			



Race Analysis

Analyse de la course

Rk	Name	NPC Code	Sport Class	Segment
----	------	----------	-------------	---------

Swim	750m								
T1	out								
Bike	1.5km	3.4km	5.2km	7.0km	8.9km	10.8km	12.6km	14.4km	16.3km
	18.1km	20.0km							
T2	out								
Run	1.1km	1.8km	2.4km	3.0km	3.7km	4.3km	5.0km		

7	RODRIGUEZ RODRIGUEZ Emma Juaisca	VEN	PTS2	1:26:08	+11:37	1P			
----------	---	------------	-------------	----------------	---------------	-----------	--	--	--

Swim	Split Time (Rk)	16:29 (10)								16:29 (10)	
	Race Time (Rk)	16:29 (10)									
T1	Split Time (Rk)	2:37 (9)								2:37 (9)	
	Race Time (Rk)	19:06 (10)									
Bike	Split Time (Rk)	4:57 (10)	3:00 (3)	4:18 (7)	3:05 (4)	4:00 (5)	3:02 (3)	3:56 (4)	3:07 (3)	4:00 (=5)	40:48 (7)
	Race Time (Rk)	24:03 (10)	27:03 (10)	31:21 (10)	34:26 (10)	38:26 (10)	41:28 (9)	45:24 (8)	48:31 (8)	52:31 (8)	
	Split Time (Rk)	3:08 (3)	4:15 (6)								
	Race Time (Rk)	55:39 (7)	59:54 (7)								
T2	Split Time (Rk)	1:47 (8)								1:47 (8)	
	Race Time (Rk)	1:01:41 (7)									
Run	Split Time (Rk)	5:33 (8)	3:49 (6)	2:14 (5)	3:46 (5)	2:31 (7)	3:44 (5)	2:50 (=2)		24:27 (5)	
	Race Time (Rk)	1:07:14 (8)	1:11:03 (7)	1:13:17 (7)	1:17:03 (7)	1:19:34 (7)	1:23:18 (7)	1:26:08 (7)			

8	LUDWIG Neele	GER	PTS2	1:29:28	+14:57				
----------	---------------------	------------	-------------	----------------	---------------	--	--	--	--

Swim	Split Time (Rk)	15:30 (8)								15:30 (8)	
	Race Time (Rk)	15:30 (8)									
T1	Split Time (Rk)	2:18 (7)								2:18 (7)	
	Race Time (Rk)	17:48 (7)									
Bike	Split Time (Rk)	3:13 (6)	3:27 (7)	4:22 (8)	3:27 (8)	4:24 (8)	3:26 (8)	4:25 (8)	3:32 (8)	4:23 (8)	42:49 (8)
	Race Time (Rk)	21:01 (7)	24:28 (7)	28:50 (7)	32:17 (7)	36:41 (7)	40:07 (7)	44:32 (7)	48:04 (7)	52:27 (7)	
	Split Time (Rk)	3:28 (8)	4:42 (9)								
	Race Time (Rk)	55:55 (8)	1:00:37 (8)								
T2	Split Time (Rk)	1:18 (7)								1:18 (7)	
	Race Time (Rk)	1:01:55 (8)									
Run	Split Time (Rk)	5:19 (6)	4:13 (8)	2:34 (8)	4:23 (8)	2:42 (8)	4:44 (9)	3:38 (8)		27:33 (8)	
	Race Time (Rk)	1:07:14 (7)	1:11:27 (8)	1:14:01 (8)	1:18:24 (8)	1:21:06 (8)	1:25:50 (8)	1:29:28 (8)			

9	HATA Yukako	JPN	PTS2	1:34:03	+19:32	1P			
----------	--------------------	------------	-------------	----------------	---------------	-----------	--	--	--

Swim	Split Time (Rk)	15:35 (9)								15:35 (9)	
	Race Time (Rk)	15:35 (9)									
T1	Split Time (Rk)	2:23 (8)								2:23 (8)	
	Race Time (Rk)	17:58 (8)									
Bike	Split Time (Rk)	3:35 (8)	3:33 (9)	4:29 (9)	3:34 (10)	4:26 (9)	3:31 (9)	4:30 (9)	3:37 (=9)	4:38 (10)	44:07 (9)
	Race Time (Rk)	21:33 (8)	25:06 (8)	29:35 (8)	33:09 (8)	37:35 (8)	41:06 (8)	45:36 (9)	49:13 (9)	53:51 (9)	
	Split Time (Rk)	3:34 (9)	4:40 (8)								
	Race Time (Rk)	57:25 (9)	1:02:05 (9)								
T2	Split Time (Rk)	2:12 (9)								2:12 (9)	
	Race Time (Rk)	1:04:17 (9)									
Run	Split Time (Rk)	6:27 (9)	4:36 (9)	2:57 (9)	4:37 (9)	2:49 (9)	4:40 (8)	3:40 (9)		29:46 (9)	
	Race Time (Rk)	1:10:44 (9)	1:15:20 (9)	1:18:17 (9)	1:22:54 (9)	1:25:43 (9)	1:30:23 (9)	1:34:03 (9)			



Race Analysis

Analyse de la course

Rk	Name	NPC Code	Sport Class	Segment									
	Swim			750m									
	T1			out									
	Bike			1.5km	3.4km	5.2km	7.0km	8.9km	10.8km	12.6km	14.4km	16.3km	
	T2			18.1km	20.0km								
	Run			out									
	Run			1.1km	1.8km	2.4km	3.0km	3.7km	4.3km	5.0km			

10 MATEO URIARTE Rakei ESP		PTS2	1:40:16 +25:45										
Swim	Split Time (Rk)	15:25 (7)											15:25 (7)
	Race Time (Rk)	15:25 (7)											
T1	Split Time (Rk)	2:52 (10)											2:52 (10)
	Race Time (Rk)	18:17 (9)											
Bike	Split Time (Rk)	3:56 (9)	3:37 (10)	4:36 (10)	3:28 (9)	4:31 (10)	3:32 (10)	4:32 (10)	3:37 (=9)	4:31 (9)			44:48 (10)
	Race Time (Rk)	22:13 (9)	25:50 (9)	30:26 (9)	33:54 (9)	38:25 (9)	41:57 (10)	46:29 (10)	50:06 (10)	54:37 (10)			
	Split Time (Rk)	3:38 (10)	4:50 (10)										
	Race Time (Rk)	58:15 (10)	1:03:05 (10)										
T2	Split Time (Rk)	2:18 (10)											2:18 (10)
	Race Time (Rk)	1:05:23 (10)											
Run	Split Time (Rk)	7:08 (10)	5:38 (10)	3:11 (10)	5:43 (10)	3:13 (10)	5:45 (10)	4:15 (10)					34:53 (10)
	Race Time (Rk)	1:12:31 (10)	1:18:09 (10)	1:21:20 (10)	1:27:03 (10)	1:30:16 (10)	1:36:01 (10)	1:40:16 (10)					

Participants						Air Temperature [°C]	Water Temperature [°C]	Wetsuit Allowed
Entries / NPCs	Finished	DNF	DSQ	DNS	DQB			
10/8	10	0	0	0	0	18.5	21.1	Yes

Legend:			
=	Equal sign indicates that two or more athletes share the same secondary rank	DNF	Did Not Finish
DNS	Did Not Start	DQB	Disqualified for unsportsmanlike behaviour
Rk	Rank	T	Transition
		xP	x 10 second Penalty



Pont Alexandre III
Pont Alexandre III

MON 2 SEP 2024
Start Time 9:35

Para Triathlon
Para triathlon
Women's PTS2
Para triathlon - femmes PTS2



Race Facts

Faits de la course

Segment	Lap	Facts	Athletes Involved	NPC Code
Bike		10 second penalty for not dismounting prior to the dismount line.	211 RODRIGUEZ RODRIGUEZ Emma Juaisca	VEN
Transition 1		10 second penalty for placing equipment outside the box.	206 HATA Yukako	JPN
Run		10 second penalty served.	206 HATA Yukako	JPN
Transition 2		10 second penalty served.	211 RODRIGUEZ RODRIGUEZ Emma Juaisca	VEN



Environmental Data Summary

Données environnementales

	30 minutes before Start	At Start Time	30 minutes after Start	At End Time
Weather	Few Clouds	Few Clouds	Sunny Intervals	Partly Cloudy
Rainfall (mm/h)	0.0	0.0	0.0	0.0
Wind Direction / Speed (m/s)	SSW / 1.2	S / 1.5	S / 2.9	S / 2.9
Heat Stress Indicator (WBGT) (°C)	18.9	19.3	19.4	20.6
Air Temperature (°C)	20.3	20.7	21.9	22.7
Relative Humidity (%)	83.0	82.0	81.0	73.0
Water Temperature (°C)	21.1	21.1	21.1	21.1
Air Quality Index	Good	Good	Good	Good
Water Quality	Good	Good	Good	Good

Legend:			
-	Information not available	E	East
N	North	NE	North-East
NW	North-West	ppm	Parts per million
SSE	South-South-East	SSW	South-South-West
WNW	West-North-West	WSW	West-South-West
		ENE	East-North-East
		NNE	North-North-East
		S	South
		SW	South-West
		ESE	East-South-East
		NNW	North-North-West
		SE	South-East
		W	West





Medallists

Médaillé(e)s

Medal	Name	NPC
GOLD	DANZ Hailey	USA - United States of America
SILVER	PLEBANI Veronica Yoko	ITA - Italy
BRONZE	SEELY Allysa	USA - United States of America



Start List
Liste de départ

Race Number	Name	NPC Code	Date of Birth	Sport Class	PQR	Notes
404	ELMLINGER Kelly	USA	9 JUL 1979	PTS4	1	
405	FRANCES GOMEZ Marta	ESP	14 JUN 1995	PTS4	2	
406	RICHTER Megan	GBR	29 DEC 2000	PTS4	3	
407	MOORE Hannah	GBR	5 OCT 1996	PTS4	4	
408	MARC Elise	FRA	25 OCT 1987	PTS3	5	
409	BRIMELow Grace	AUS	17 APR 2007	PTS4	6	
410	PILBEAM Sally	AUS	14 APR 1978	PTS4	7	
411	MEYERS Emma	USA	20 MAY 2006	PTS4	8	
412	WEIR Kirsty	RSA	14 MAR 1978	PTS4	9	
413	SENECLAUZE Camille	FRA	7 APR 1998	PTS4	10	
414	van ENGELEN Elke	GER	27 AUG 1965	PTS4	12	
415	VILLALOBOS VARGAS Kenia Yesenia	MEX	21 MAR 1999	PTS3	16	
416	CAVA Cassie	IRL	7 SEP 1991	PTS3	17	
417	PLOTNIKOVA Anna	NPA	14 MAY 1998	PTS3	20	
418	WATTS Rachel	USA	31 JAN 1986	PTS3	24	

Entries / NPCs	Course information		
	Swim (750m)	Bike (20.0km)	Run (5.0km)
15/10	1 lap of 750m	1 Connection 1.5km + 5 laps of 3.7km	1 Connection 1.1km + 3 laps of 1.3km

Legend: PQR Paralympic Qualification Ranking
--



Results
R sultats

Rank	Race No.	Name	NPC Code	Sport Class	Swim (750m) 1 Lap	T1	Bike (20.0km) 5 Laps	T2	Run (5.0km) 2 Laps	Total Time	Time Diff.
1	406	RICHTER Megan	GBR	PTS4	13:57 (2)	15:18 (3) 1:21 (6)	51:06 (2) 35:48 (2)	51:55 (2) 0:49 (8)	22:35 (7)	1:14:30	
2	405	FRANCES GOMEZ M	ESP	PTS4	14:03 (5)	15:19 (4) 1:16 (3)	52:00 (3) 36:41 (4)	52:52 (3) 0:52 (10)	22:18 (4)	1:15:10	+0:40
3	407	MOORE Hannah	GBR	PTS4	11:52 (1)	13:26 (1) 1:34 (9)	49:13 (1) 35:47 (1)	50:10 (1) 0:57 (11)	25:51 (10)	1:16:01	+1:31
4	413	SENECLAUZE Camille	FRA	PTS4	14:52 (7)	15:59 (6) 1:07 (1)	53:33 (4) 37:34 (6)	54:20 (4) 0:47 (7)	22:23 (5)	1:16:43	+2:13
5	408	MARC Elise	FRA	PTS3	15:49 (8)	17:28 (8) 1:39 (10)	55:05 (5) 37:37 (7)	55:43 (5) 0:38 (2)	21:17 (2)	1:17:00	+2:30
6	417	PLOTNIKOVA Anna	NPA	PTS3	16:56 (9)	18:15 (9) 1:19 (5)	56:21 (8) 38:06 (8)	57:03 (8) 0:42 (4)	21:46 (3)	1:18:49	+4:19
7	410	PILBEAM Sally	AUS	PTS4	17:45 (10)	19:12 (10) 1:27 (8)	56:42 (10) 37:30 (5)	57:12 (9) 0:30 (1)	22:28 (6)	1:19:40	+5:10
8	412	WEIR Kirsty	RSA	PTS4	19:49 (12)	21:07 (12) 1:18 (4)	59:56 (12) 38:49 (9)	1:00:37 (12) 0:41 (3)	20:37 (1)	1:21:14	+6:44
9	411	MEYERS Emma	USA	PTS4	14:01 (4)	15:24 (5) 1:23 (7)	56:08 (6) 40:44 (10)	56:51 (6) 0:43 (5)	24:53 (9)	1:21:44	+7:14
10	414	van ENGELEN Eike	GER	PTS4	18:18 (11)	20:12 (11) 1:54 (13)	56:41 (9) 36:29 (3)	57:32 (10) 0:51 (9)	24:18 (8)	1:21:50	+7:20
11	415	VILLALOBOS VARGAS	MEX	PTS3	13:59 (3)	15:14 (2) 1:15 (2)	56:09 (7) 40:55 (11)	56:53 (7) 0:44 (6)	26:00 (11)	1:22:53	+8:23
12	416	CAVA Cassie	IRL	PTS3	14:22 (6)	16:13 (7) 1:51 (12)	58:35 (11) 42:22 (12)	59:33 (11) 0:58 (12)	37:56 (13)	1:37:29	+22:59
13	418	WATTS Rachel	USA	PTS3	24:01 (13)	25:42 (13) 1:41 (11)	1:08:27 (13) 42:45 (13)	1:09:41 (13) 1:14 (13)	32:34 (12)	1:42:15	+27:45
	409	BRIMELow Grace	AUS	PTS4	11:42	12:49 1:07	51:03 38:14	51:55 0:52	26:29	DSQ	DSQ
	404	ELMLINGER Kelly	USA	PTS4						DNS	DNS

Participants						Air Temperature [°C]	Water Temperature [°C]	Wetsuit Allowed
Entries / NPCs	Finished	DNF	DSQ	DNS	DQB			
15/10	13	0	1	1	0	18.5	21.1	Yes



Results

Résultats

IF Delegates:	NIKOPOULOS Thanos (GRE) PATTI Laura (ITA) MOLINA VAZQUEZ Felix (MEX)	Competition Jury:	NIKOPOULOS Thanos (GRE) ALEXANDER Debbie (RSA) SAINT JEAN Bernard (FRA)
Head Referees:	HOUGH Duncan (GBR) MOK Rebecca (HKG)	Medical Delegate:	PEDRO Angele (POR)

Legend:					
Diff. Difference	DNF Did Not Finish	DNS Did Not Start	DQB Disqualified for unsportsmanlike behaviour		
DSQ Disqualified	No. Number	T Transition			



Race Analysis

Analyse de la course

Course information									
Swim (750m)	Bike (20.0km)					Run (5.0km)			
1 lap of 750m	1 Connection 1.5km + 5 laps of 3.7km					1 Connection 1.1km + 3 laps of 1.3km			

Rk	Name	NPC Code	Sport Class	Segment						
----	------	----------	-------------	---------	--	--	--	--	--	--

Swim	750m								
	out								
Bike	1.5km	3.4km	5.2km	7.0km	8.9km	10.8km	12.6km	14.4km	16.3km
	18.1km	20.0km							
T2	out								
Run	1.1km	1.8km	2.4km	3.0km	3.7km	4.3km	5.0km		

1	RICHTER Megan	GBR	PTS4	1:14:30						
----------	----------------------	------------	-------------	----------------	--	--	--	--	--	--

Swim	Split Time (Rk)	13:57 (2)								13:57 (2)	
	Race Time (Rk)	13:57 (2)									
T1	Split Time (Rk)	1:21 (6)								1:21 (6)	
	Race Time (Rk)	15:18 (3)									
Bike	Split Time (Rk)	2:41 (1)	2:56 (2)	3:46 (2)	2:52 (=1)	3:46 (3)	2:56 (2)	3:44 (2)	2:54 (2)	3:38 (=1)	35:48 (2)
	Race Time (Rk)	17:59 (2)	20:55 (2)	24:41 (2)	27:33 (2)	31:19 (2)	34:15 (2)	37:59 (2)	40:53 (2)	44:31 (2)	
	Split Time (Rk)	2:52 (=1)	3:43 (1)								
T2	Race Time (Rk)	47:23 (2)	51:06 (2)								
	Split Time (Rk)	0:49 (8)									0:49 (8)
Run	Race Time (Rk)	51:55 (2)									
	Split Time (Rk)	5:01 (6)	3:34 (7)	2:09 (7)	3:36 (=6)	2:10 (7)	3:31 (=4)	2:34 (3)			22:35 (7)
	Race Time (Rk)	56:56 (2)	1:00:30 (2)	1:02:39 (2)	1:06:15 (1)	1:08:25 (1)	1:11:56 (1)	1:14:30 (1)			

2	FRANCES GOMEZ Marta	ESP	PTS4	1:15:10 +0:40						
----------	----------------------------	------------	-------------	----------------------	--	--	--	--	--	--

Swim	Split Time (Rk)	14:03 (5)								14:03 (5)	
	Race Time (Rk)	14:03 (5)									
T1	Split Time (Rk)	1:16 (3)								1:16 (3)	
	Race Time (Rk)	15:19 (4)									
Bike	Split Time (Rk)	2:49 (2)	2:58 (=3)	3:48 (3)	2:57 (4)	3:49 (=5)	2:58 (5)	3:45 (3)	2:57 (4)	3:47 (4)	36:41 (4)
	Race Time (Rk)	18:08 (3)	21:06 (3)	24:54 (3)	27:51 (3)	31:40 (3)	34:38 (3)	38:23 (3)	41:20 (3)	45:07 (3)	
	Split Time (Rk)	2:57 (4)	3:56 (4)								
T2	Race Time (Rk)	48:04 (3)	52:00 (3)								
	Split Time (Rk)	0:52 (10)									0:52 (10)
Run	Race Time (Rk)	52:52 (3)									
	Split Time (Rk)	5:03 (7)	3:28 (4)	2:05 (4)	3:27 (3)	2:01 (3)	3:32 (6)	2:42 (7)			22:18 (4)
	Race Time (Rk)	57:55 (3)	1:01:23 (3)	1:03:28 (3)	1:06:55 (3)	1:08:56 (3)	1:12:28 (2)	1:15:10 (2)			

3	MOORE Hannah	GBR	PTS4	1:16:01 +1:31						
----------	---------------------	------------	-------------	----------------------	--	--	--	--	--	--

Swim	Split Time (Rk)	11:52 (1)								11:52 (1)	
	Race Time (Rk)	11:52 (1)									
T1	Split Time (Rk)	1:34 (9)								1:34 (9)	
	Race Time (Rk)	13:26 (1)									
Bike	Split Time (Rk)	2:55 (=4)	2:55 (1)	3:45 (1)	2:52 (=1)	3:38 (1)	2:53 (1)	3:39 (1)	2:53 (1)	3:38 (=1)	35:47 (1)
	Race Time (Rk)	16:21 (1)	19:16 (1)	23:01 (1)	25:53 (1)	29:31 (1)	32:24 (1)	36:03 (1)	38:56 (1)	42:34 (1)	
	Split Time (Rk)	2:53 (3)	3:46 (2)								
T2	Race Time (Rk)	45:27 (1)	49:13 (1)								
	Split Time (Rk)	0:57 (11)									0:57 (11)
Run	Race Time (Rk)	50:10 (1)									
	Split Time (Rk)	5:41 (11)	4:08 (11)	2:21 (10)	4:09 (11)	2:25 (10)	4:07 (10)	3:00 (9)			25:51 (10)
	Race Time (Rk)	55:51 (1)	59:59 (1)	1:02:20 (1)	1:06:29 (2)	1:08:54 (2)	1:13:01 (3)	1:16:01 (3)			



Race Analysis

Analyse de la course

Rk	Name	NPC Code	Sport Class	Segment								
	Swim			750m								
	T1			out								
	Bike			1.5km	3.4km	5.2km	7.0km	8.9km	10.8km	12.6km	14.4km	16.3km
				18.1km	20.0km							
	T2			out								
	Run			1.1km	1.8km	2.4km	3.0km	3.7km	4.3km	5.0km		

4	SENECLAUZE Camille	FRA	PTS4	1:16:43	+2:13								
	Swim		Split Time (Rk)	14:52 (7)									14:52 (7)
			Race Time (Rk)	14:52 (7)									
	T1		Split Time (Rk)	1:07 (1)									1:07 (1)
			Race Time (Rk)	15:59 (6)									
	Bike		Split Time (Rk)	2:55 (=4)	2:59 (=5)	3:49 (4)	3:01 (6)	3:48 (4)	2:59 (6)	3:54 (=8)	3:02 (=5)	3:54 (=5)	37:34 (6)
			Race Time (Rk)	18:54 (6)	21:53 (6)	25:42 (4)	28:43 (4)	32:31 (4)	35:30 (4)	39:24 (4)	42:26 (4)	46:20 (4)	
			Split Time (Rk)	3:05 (=8)	4:08 (8)								
			Race Time (Rk)	49:25 (4)	53:33 (4)								
	T2		Split Time (Rk)	0:47 (7)									0:47 (7)
			Race Time (Rk)	54:20 (4)									
	Run		Split Time (Rk)	4:55 (5)	3:33 (=5)	2:08 (6)	3:36 (=6)	2:05 (=5)	3:31 (=4)	2:35 (4)			22:23 (5)
			Race Time (Rk)	59:15 (4)	1:02:48 (4)	1:04:56 (4)	1:08:32 (4)	1:10:37 (4)	1:14:08 (4)	1:16:43 (4)			

5	MARC Elise	FRA	PTS3	1:17:00	+2:30								
	Swim		Split Time (Rk)	15:49 (8)									15:49 (8)
			Race Time (Rk)	15:49 (8)									
	T1		Split Time (Rk)	1:39 (10)									1:39 (10)
			Race Time (Rk)	17:28 (8)									
	Bike		Split Time (Rk)	3:06 (9)	2:59 (=5)	3:52 (6)	2:58 (5)	3:52 (8)	2:57 (=3)	3:48 (5)	3:03 (7)	3:54 (=5)	37:37 (7)
			Race Time (Rk)	20:34 (8)	23:33 (8)	27:25 (8)	30:23 (7)	34:15 (7)	37:12 (7)	41:00 (7)	44:03 (6)	47:57 (5)	
			Split Time (Rk)	3:04 (=6)	4:04 (7)								
			Race Time (Rk)	51:01 (5)	55:05 (5)								
	T2		Split Time (Rk)	0:38 (2)									0:38 (2)
			Race Time (Rk)	55:43 (5)									
	Run		Split Time (Rk)	4:52 (3)	3:19 (2)	2:00 (2)	3:24 (2)	1:58 (2)	3:18 (2)	2:26 (1)			21:17 (2)
			Race Time (Rk)	1:00:35 (5)	1:03:54 (5)	1:05:54 (5)	1:09:18 (5)	1:11:16 (5)	1:14:34 (5)	1:17:00 (5)			

6	PLOTNIKOVA Anna	NPA	PTS3	1:18:49	+4:19								
	Swim		Split Time (Rk)	16:56 (9)									16:56 (9)
			Race Time (Rk)	16:56 (9)									
	T1		Split Time (Rk)	1:19 (5)									1:19 (5)
			Race Time (Rk)	18:15 (9)									
	Bike		Split Time (Rk)	2:56 (=7)	3:00 (8)	3:57 (8)	3:07 (=8)	3:49 (=5)	3:00 (7)	3:54 (=8)	3:09 (9)	3:58 (8)	38:06 (8)
			Race Time (Rk)	21:11 (9)	24:11 (9)	28:08 (9)	31:15 (9)	35:04 (9)	38:04 (8)	41:58 (8)	45:07 (8)	49:05 (8)	
			Split Time (Rk)	3:05 (=8)	4:11 (9)								
			Race Time (Rk)	52:10 (8)	56:21 (8)								
	T2		Split Time (Rk)	0:42 (4)									0:42 (4)
			Race Time (Rk)	57:03 (8)									
	Run		Split Time (Rk)	4:37 (1)	3:25 (3)	2:04 (3)	3:28 (4)	2:03 (4)	3:30 (3)	2:39 (5)			21:46 (3)
			Race Time (Rk)	1:01:40 (6)	1:05:05 (6)	1:07:09 (6)	1:10:37 (6)	1:12:40 (6)	1:16:10 (6)	1:18:49 (6)			



Race Analysis

Analyse de la course

Rk	Name	NPC Code	Sport Class	Segment						
----	------	----------	-------------	---------	--	--	--	--	--	--

Swim	750m								
T1	out								
Bike	1.5km	3.4km	5.2km	7.0km	8.9km	10.8km	12.6km	14.4km	16.3km
	18.1km	20.0km							
T2	out								
Run	1.1km	1.8km	2.4km	3.0km	3.7km	4.3km	5.0km		

7	PILBEAM Sally	AUS	PTS4	1:19:40	+5:10				
----------	----------------------	------------	-------------	----------------	--------------	--	--	--	--

Swim	Split Time (Rk)	17:45 (10)								17:45 (10)
	Race Time (Rk)	17:45 (10)								
T1	Split Time (Rk)	1:27 (8)								1:27 (8)
	Race Time (Rk)	19:12 (10)								
Bike	Split Time (Rk)	2:51 (3)	2:59 (=5)	3:50 (5)	3:02 (7)	3:50 (7)	3:05 (=8)	3:49 (6)	3:02 (=5)	3:56 (7)
	Race Time (Rk)	22:03 (10)	25:02 (10)	28:52 (10)	31:54 (10)	35:44 (10)	38:49 (10)	42:38 (10)	45:40 (9)	49:36 (9)
T2	Split Time (Rk)	3:03 (5)	4:03 (=5)							
	Race Time (Rk)	52:39 (9)	56:42 (10)							
Run	Split Time (Rk)	0:30 (1)								0:30 (1)
	Race Time (Rk)	57:12 (9)								
Run	Split Time (Rk)	4:53 (4)	3:33 (=5)	2:07 (5)	3:33 (5)	2:05 (=5)	3:36 (7)	2:41 (6)		22:28 (6)
	Race Time (Rk)	1:02:05 (7)	1:05:38 (7)	1:07:45 (7)	1:11:18 (7)	1:13:23 (7)	1:16:59 (7)	1:19:40 (7)		

8	WEIR Kirsty	RSA	PTS4	1:21:14	+6:44				
----------	--------------------	------------	-------------	----------------	--------------	--	--	--	--

Swim	Split Time (Rk)	19:49 (12)								19:49 (12)
	Race Time (Rk)	19:49 (12)								
T1	Split Time (Rk)	1:18 (4)								1:18 (4)
	Race Time (Rk)	21:07 (12)								
Bike	Split Time (Rk)	3:19 (13)	3:10 (9)	4:05 (9)	3:07 (=8)	3:58 (9)	3:05 (=8)	3:53 (7)	3:05 (8)	4:00 (9)
	Race Time (Rk)	24:26 (12)	27:36 (12)	31:41 (12)	34:48 (12)	38:46 (12)	41:51 (12)	45:44 (12)	48:49 (12)	52:49 (12)
T2	Split Time (Rk)	3:04 (=6)	4:03 (=5)							
	Race Time (Rk)	55:53 (12)	59:56 (12)							
Run	Split Time (Rk)	0:41 (3)								0:41 (3)
	Race Time (Rk)	1:00:37 (12)								
Run	Split Time (Rk)	4:39 (2)	3:16 (1)	1:56 (1)	3:13 (1)	1:56 (1)	3:10 (1)	2:27 (2)		20:37 (1)
	Race Time (Rk)	1:05:16 (11)	1:08:32 (11)	1:10:28 (11)	1:13:41 (11)	1:15:37 (11)	1:18:47 (9)	1:21:14 (8)		

9	MEYERS Emma	USA	PTS4	1:21:44	+7:14				
----------	--------------------	------------	-------------	----------------	--------------	--	--	--	--

Swim	Split Time (Rk)	14:01 (4)								14:01 (4)
	Race Time (Rk)	14:01 (4)								
T1	Split Time (Rk)	1:23 (7)								1:23 (7)
	Race Time (Rk)	15:24 (5)								
Bike	Split Time (Rk)	2:56 (=7)	3:12 (=10)	4:11 (10)	3:14 (10)	4:11 (11)	3:18 (10)	4:14 (11)	3:22 (=10)	4:11 (11)
	Race Time (Rk)	18:20 (4)	21:32 (4)	25:43 (5)	28:57 (5)	33:08 (5)	36:26 (5)	40:40 (5)	44:02 (5)	48:13 (7)
T2	Split Time (Rk)	3:20 (10)	4:35 (11)							
	Race Time (Rk)	51:33 (6)	56:08 (6)							
Run	Split Time (Rk)	0:43 (5)								0:43 (5)
	Race Time (Rk)	56:51 (6)								
Run	Split Time (Rk)	5:20 (9)	3:49 (8)	2:18 (8)	3:57 (9)	2:24 (9)	3:59 (9)	3:06 (10)		24:53 (9)
	Race Time (Rk)	1:02:11 (8)	1:06:00 (8)	1:08:18 (8)	1:12:15 (8)	1:14:39 (8)	1:18:38 (8)	1:21:44 (9)		



Race Analysis

Analyse de la course

Rk	Name	NPC Code	Sport Class	Segment
----	------	----------	-------------	---------

Swim	750m								
T1	out								
Bike	1.5km	3.4km	5.2km	7.0km	8.9km	10.8km	12.6km	14.4km	16.3km
	18.1km	20.0km							
T2	out								
Run	1.1km	1.8km	2.4km	3.0km	3.7km	4.3km	5.0km		

10	van ENGELEN Elke	GER	PTS4	1:21:50	+7:20				
-----------	-------------------------	------------	-------------	----------------	--------------	--	--	--	--

Swim	Split Time (Rk)	18:18 (11)								18:18 (11)	
	Race Time (Rk)	18:18 (11)									
T1	Split Time (Rk)	1:54 (13)								1:54 (13)	
	Race Time (Rk)	20:12 (11)									
Bike	Split Time (Rk)	2:55 (=4)	2:58 (=3)	3:53 (7)	2:55 (3)	3:42 (2)	2:57 (=3)	3:47 (4)	2:55 (3)	3:45 (3)	36:29 (3)
	Race Time (Rk)	23:07 (11)	26:05 (11)	29:58 (11)	32:53 (11)	36:35 (11)	39:32 (11)	43:19 (11)	46:14 (11)	49:59 (10)	
T2	Split Time (Rk)	2:52 (=1)	3:50 (3)								
	Race Time (Rk)	52:51 (10)	56:41 (9)								
Run	Split Time (Rk)	0:51 (9)									0:51 (9)
	Race Time (Rk)	57:32 (10)									
Run	Split Time (Rk)	5:19 (8)	3:50 (9)	2:20 (9)	3:50 (8)	2:19 (8)	3:49 (8)	2:51 (8)			24:18 (8)
	Race Time (Rk)	1:02:51 (10)	1:06:41 (10)	1:09:01 (10)	1:12:51 (9)	1:15:10 (9)	1:18:59 (10)	1:21:50 (10)			

11	VILLALOBOS VARGAS Kenia Yesenia	MEX	PTS3	1:22:53	+8:23				
-----------	--	------------	-------------	----------------	--------------	--	--	--	--

Swim	Split Time (Rk)	13:59 (3)								13:59 (3)	
	Race Time (Rk)	13:59 (3)									
T1	Split Time (Rk)	1:15 (2)								1:15 (2)	
	Race Time (Rk)	15:14 (2)									
Bike	Split Time (Rk)	3:08 (10)	3:12 (=10)	4:12 (11)	3:17 (11)	4:08 (10)	3:19 (11)	4:12 (10)	3:23 (12)	4:08 (10)	40:55 (11)
	Race Time (Rk)	18:22 (5)	21:34 (5)	25:46 (6)	29:03 (6)	33:11 (6)	36:30 (6)	40:42 (6)	44:05 (7)	48:13 (6)	
T2	Split Time (Rk)	3:22 (11)	4:34 (10)								
	Race Time (Rk)	51:35 (7)	56:09 (7)								
Run	Split Time (Rk)	0:44 (6)									0:44 (6)
	Race Time (Rk)	56:53 (7)									
Run	Split Time (Rk)	5:31 (10)	4:04 (10)	2:27 (11)	4:04 (10)	2:30 (11)	4:12 (11)	3:12 (11)			26:00 (11)
	Race Time (Rk)	1:02:24 (9)	1:06:28 (9)	1:08:55 (9)	1:12:59 (10)	1:15:29 (10)	1:19:41 (11)	1:22:53 (11)			

12	CAVA Cassie	IRL	PTS3	1:37:29	+22:59				
-----------	--------------------	------------	-------------	----------------	---------------	--	--	--	--

Swim	Split Time (Rk)	14:22 (6)								14:22 (6)	
	Race Time (Rk)	14:22 (6)									
T1	Split Time (Rk)	1:51 (12)								1:51 (12)	
	Race Time (Rk)	16:13 (7)									
Bike	Split Time (Rk)	3:13 (11)	3:23 (13)	4:22 (13)	3:22 (12)	4:19 (12)	3:21 (12)	4:23 (12)	3:26 (13)	4:23 (12)	42:22 (12)
	Race Time (Rk)	19:26 (7)	22:49 (7)	27:11 (7)	30:33 (8)	34:52 (8)	38:13 (9)	42:36 (9)	46:02 (10)	50:25 (11)	
T2	Split Time (Rk)	3:26 (13)	4:44 (13)								
	Race Time (Rk)	53:51 (11)	58:35 (11)								
Run	Split Time (Rk)	0:58 (12)									0:58 (12)
	Race Time (Rk)	59:33 (11)									
Run	Split Time (Rk)	16:11 (13)	4:15 (12)	2:33 (12)	4:24 (12)	2:40 (12)	4:33 (12)	3:20 (12)			37:56 (13)
	Race Time (Rk)	1:15:44 (12)	1:19:59 (12)	1:22:32 (12)	1:26:56 (12)	1:29:36 (12)	1:34:09 (12)	1:37:29 (12)			



Race Analysis
Analyse de la course

Rk	Name	NPC Code	Sport Class	Segment									
	Swim			750m									
	T1			out									
	Bike			1.5km	3.4km	5.2km	7.0km	8.9km	10.8km	12.6km	14.4km	16.3km	
	T2			18.1km	20.0km								
	Run			out									
	Run			1.1km	1.8km	2.4km	3.0km	3.7km	4.3km	5.0km			

13	WATTS Rachel	USA	PTS3	1:42:15 +27:45							
Swim	Split Time (Rk)	24:01 (13)									24:01 (13)
	Race Time (Rk)	24:01 (13)									
T1	Split Time (Rk)	1:41 (11)									1:41 (11)
	Race Time (Rk)	25:42 (13)									
Bike	Split Time (Rk)	3:16 (12)	3:15 (12)	4:19 (12)	3:31 (13)	4:23 (13)	3:26 (13)	4:30 (13)	3:22 (=10)	4:38 (13)	42:45 (13)
	Race Time (Rk)	28:58 (13)	32:13 (13)	36:32 (13)	40:03 (13)	44:26 (13)	47:52 (13)	52:22 (13)	55:44 (13)	1:00:22 (13)	
	Split Time (Rk)	3:23 (12)	4:42 (12)								
	Race Time (Rk)	1:03:45 (13)	1:08:27 (13)								
T2	Split Time (Rk)	1:14 (13)									1:14 (13)
	Race Time (Rk)	1:09:41 (13)									
Run	Split Time (Rk)	6:55 (12)	5:03 (13)	3:06 (13)	5:13 (13)	3:08 (13)	5:16 (13)	3:53 (13)			32:34 (12)
	Race Time (Rk)	1:16:36 (13)	1:21:39 (13)	1:24:45 (13)	1:29:58 (13)	1:33:06 (13)	1:38:22 (13)	1:42:15 (13)			

BRIMELOW Grace	AUS	PTS4	DSQ								
Swim	Split Time (Rk)	11:42									11:42
	Race Time (Rk)	11:42									
T1	Split Time (Rk)	1:07									1:07
	Race Time (Rk)	12:49									
Bike	Split Time (Rk)	2:53	3:02	3:58	3:04	3:58	3:01	3:56	3:05	4:00	38:14
	Race Time (Rk)	15:42	18:44	22:42	25:46	29:44	32:45	36:41	39:46	43:46	
	Split Time (Rk)	3:07	4:10								
	Race Time (Rk)	46:53	51:03								
T2	Split Time (Rk)	0:52									0:52
	Race Time (Rk)	51:55									
Run	Split Time (Rk)	4:22	3:10	1:58	3:17	2:19	3:16	8:07			26:29
	Race Time (Rk)	56:17	59:27	1:01:25	1:04:42	1:07:01	1:10:17	1:18:24			

ELMLINGER Kelly	USA	PTS4	DNS						
-----------------	-----	------	-----	--	--	--	--	--	--

Participants						Air Temperature [°C]	Water Temperature [°C]	Wetsuit Allowed
Entries / NPCs	Finished	DNF	DSQ	DNS	DQB			
15/10	13	0	1	1	0	18.5	21.1	Yes

Legend:	= Equal sign indicates that two or more athletes share the same secondary rank	DNF Did Not Finish
DNS Did Not Start	DQB Disqualified for unsportsmanlike behaviour	DSQ Disqualified
Rk Rank	T Transition	



Pont Alexandre III

Pont Alexandre III

MON 2 SEP 2024

Start Time 12:40

Para Triathlon

Para triathlon

Women's PTS4

Para triathlon - femmes PTS4



Race Facts

Faits de la course

Segment	Lap	Facts	Athletes Involved	NPC Code
Bike		Disqualification because of cycling inside the Transition Area.	409 BRIMELOW Grace	AUS





Environmental Data Summary

Données environnementales

	30 minutes before Start	At Start Time	30 minutes after Start	At End Time
Weather	Partly Cloudy	Few Clouds	Few Clouds	Few Clouds
Rainfall (mm/h)	0.0	0.0	0.0	0.0
Wind Direction / Speed (m/s)	S / 3.6	S / 3.3	SW / 2.4	SW / 4.0
Heat Stress Indicator (WBGT) (°C)	21.3	21.2	21.1	21.0
Air Temperature (°C)	23.4	23.7	23.7	23.8
Relative Humidity (%)	70.0	66.0	62.0	59.0
Water Temperature (°C)	21.7	21.7	21.7	21.7
Air Quality Index	Good	Good	Good	Good
Water Quality	Good	Good	Good	Good

Legend:

-	Information not available	E	East	ENE	East-North-East	ESE	East-South-East
N	North	NE	North-East	NNE	North-North-East	NNW	North-North-West
NW	North-West	ppm	Parts per million	S	South	SE	South-East
SSE	South-South-East	SSW	South-South-West	SW	South-West	W	West
WNW	West-North-West	WSW	West-South-West				



Medallists

Médaillé(e)s

Medal	Name	NPC
GOLD	RICHTER Megan	GBR - Great Britain
SILVER	FRANCES GOMEZ Marta	ESP - Spain
BRONZE	MOORE Hannah	GBR - Great Britain



Start List
Liste de départ

Race Number	Name	NPC Code	Date of Birth	Sport Class	PQR	Notes
505	NORMAN Grace	USA	9 MAR 1998	PTS5	1	
506	CASHMORE Claire	GBR	21 MAY 1988	PTS5	2	
507	FRENETTE Kamyille	CAN	4 JUL 1996	PTS5	3	
508	STEADMAN Lauren	GBR	18 DEC 1992	PTS5	4	
509	LEMOUSSU Gwladys	FRA	12 APR 1989	PTS5	5	
510	KOLPAKCHY Alisa	UKR	15 DEC 1996	PTS5	6	
511	DZIECIATKOWSKA Marta	POL	23 MAR 1998	PTS5	7	
512	MIGUELEZ RANZ Andrea	ESP	30 JUL 2003	PTS5	8	
513	BELCZEWSKA Monika	POL	23 APR 1994	PTS5	9	
514	JUURSALU Laura-Liis	EST	23 JUN 1980	PTS5	14	

Entries / NPCs	Course information		
	Swim (750m)	Bike (20.0km)	Run (5.0km)
10/8	1 lap of 750m	1 Connection 1.5km + 5 laps of 3.7km	1 Connection 1.1km + 3 laps of 1.3km

Legend: PQR Paralympic Qualification Ranking
--



Results

Résultats

Rank	Race No.	Name	NPC Code	Sport Class	Swim (750m) 1 Lap	T1	Bike (20.0km) 5 Laps	T2	Run (5.0km) 2 Laps	Total Time	Time Diff.
1	505	NORMAN Grace	USA	PTS5	11:32 (1)	12:47 (2) 1:15 (9)	45:37 (1) 32:50 (2)	46:24 (3) 0:47 (10)	18:16 (1)	1:04:40	
2	506	CASHMORE Claire	GBR	PTS5	11:33 (2)	12:36 (1) 1:03 (4)	45:46 (3) 33:10 (3)	46:23 (2) 0:37 (2)	19:32 (2)	1:05:55	+1:15
3	508	STEADMAN Lauren	GBR	PTS5	11:47 (3)	12:52 (3) 1:05 (5)	45:39 (2) 32:47 (1)	46:20 (1) 0:41 (5)	20:25 (5)	1:06:45	+2:05
4	507	FRENETTE Kamylle	CAN	PTS5	12:13 (4)	13:12 (4) 0:59 (3)	49:40 (4) 36:28 (6)	50:13 (4) 0:33 (1)	19:37 (3)	1:09:50	+5:10
5	512	MIGUELEZ RANZ A	ESP	PTS5	13:04 (5)	14:13 (6) 1:09 (8)	49:52 (5) 35:39 (4)	50:36 (5) 0:44 (7)	21:44 (8)	1:12:20	+7:40
6	509	LEMOUSSU Gwladys	FRA	PTS5	14:29 (7)	15:36 (7) 1:07 (=6)	52:42 (7) 37:06 (8)	53:20 (7) 0:38 (3)	20:43 (6)	1:14:03	+9:23
7	511	DZIECIATKOWSKA M	POL	PTS5	13:10 (6)	14:08 (5) 0:58 (=1)	51:50 (6) 37:42 (9)	52:32 (6) 0:42 (6)	22:10 (9)	1:14:42	+10:02
8	510	KOLPAKCHY Alisa	UKR	PTS5	17:41 (9)	18:58 (9) 1:17 (10)	56:02 (9) 37:04 (7)	56:47 (9) 0:45 (=8)	20:12 (4)	1:16:59	+12:19
9	513	BELCZEWSKA M	POL	PTS5	17:34 (8)	18:32 (8) 0:58 (=1)	54:52 (8) 36:20 (5)	55:37 (8) 0:45 (=8)	21:40 (7)	1:17:17	+12:37
10	514	JUURSALU Laura-Liis	EST	PTS5	22:42 (10)	23:49 (10) 1:07 (=6)	1:02:27 (10) 38:38 (10)	1:03:06 (10) 0:39 (4)	24:06 (10)	1:27:12	+22:32

Participants						Air Temperature [°C]	Water Temperature [°C]	Wetsuit Allowed
Entries / NPCs	Finished	DNF	DSQ	DNS	DQB			
10/8	10	0	0	0	0	18.5	21.1	Yes

IF Delegates:	NIKOPOULOS Thanos (GRE) PATTI Laura (ITA) MOLINA VAZQUEZ Felix (MEX)	Competition Jury:	NIKOPOULOS Thanos (GRE) ALEXANDER Debbie (RSA) SAINT JEAN Bernard (FRA)
Head Referees:	HOUGH Duncan (GBR) MOK Rebecca (HKG)	Medical Delegate:	PEDRO Angele (POR)

Legend:	= Equal sign indicates that two or more athletes share the same secondary rank	Diff.	Difference
DNF	Did Not Finish	DNS	Did Not Start
DSQ	Disqualified	DQB	Disqualified for unsportsmanlike behaviour
	No. Number	T	Transition



Race Analysis

Analyse de la course

Course information									
Swim (750m)	Bike (20.0km)				Run (5.0km)				
1 lap of 750m	1 Connection 1.5km + 5 laps of 3.7km				1 Connection 1.1km + 3 laps of 1.3km				

Rk	Name	NPC Code	Sport Class		Segment
----	------	----------	-------------	--	---------

Swim	750m								
	out								
Bike	1.5km	3.4km	5.2km	7.0km	8.9km	10.8km	12.6km	14.4km	16.3km
	18.1km	20.0km							
T2	out								
	Run	1.1km	1.8km	2.4km	3.0km	3.7km	4.3km	5.0km	

1	NORMAN Grace	USA	PTS5	1:04:40	
----------	---------------------	-----	------	----------------	--

Swim	Split Time (Rk)	11:32 (1)								11:32 (1)	
	Race Time (Rk)	11:32 (1)									
T1	Split Time (Rk)	1:15 (9)								1:15 (9)	
	Race Time (Rk)	12:47 (2)									
Bike	Split Time (Rk)	2:36 (=1)	2:39 (=1)	3:23 (2)	2:36 (2)	3:25 (3)	2:36 (=1)	3:27 (=2)	2:38 (=1)	3:19 (1)	32:50 (2)
	Race Time (Rk)	15:23 (2)	18:02 (2)	21:25 (1)	24:01 (1)	27:26 (2)	30:02 (2)	33:29 (2)	36:07 (2)	39:26 (1)	
	Split Time (Rk)	2:38 (=1)	3:33 (=2)								
	Race Time (Rk)	42:04 (1)	45:37 (1)								
T2	Split Time (Rk)	0:47 (10)								0:47 (10)	
	Race Time (Rk)	46:24 (3)									
Run	Split Time (Rk)	3:54 (1)	2:49 (1)	1:43 (1)	2:52 (1)	1:44 (1)	2:55 (1)	2:19 (2)			18:16 (1)
	Race Time (Rk)	50:18 (1)	53:07 (1)	54:50 (1)	57:42 (1)	59:26 (1)	1:02:21 (1)	1:04:40 (1)			

2	CASHMORE Claire	GBR	PTS5	1:05:55 +1:15	
----------	------------------------	-----	------	----------------------	--

Swim	Split Time (Rk)	11:33 (2)								11:33 (2)	
	Race Time (Rk)	11:33 (2)									
T1	Split Time (Rk)	1:03 (4)								1:03 (4)	
	Race Time (Rk)	12:36 (1)									
Bike	Split Time (Rk)	2:36 (=1)	2:45 (3)	3:30 (3)	2:39 (3)	3:21 (2)	2:39 (3)	3:25 (1)	2:41 (3)	3:21 (2)	33:10 (3)
	Race Time (Rk)	15:12 (1)	17:57 (1)	21:27 (2)	24:06 (3)	27:27 (3)	30:06 (3)	33:31 (3)	36:12 (3)	39:33 (3)	
	Split Time (Rk)	2:42 (3)	3:31 (1)								
	Race Time (Rk)	42:15 (3)	45:46 (3)								
T2	Split Time (Rk)	0:37 (2)								0:37 (2)	
	Race Time (Rk)	46:23 (2)									
Run	Split Time (Rk)	4:10 (2)	3:06 (3)	1:50 (3)	3:07 (=2)	1:53 (3)	3:08 (2)	2:18 (1)			19:32 (2)
	Race Time (Rk)	50:33 (2)	53:39 (2)	55:29 (2)	58:36 (2)	1:00:29 (2)	1:03:37 (2)	1:05:55 (2)			

3	STEADMAN Lauren	GBR	PTS5	1:06:45 +2:05	
----------	------------------------	-----	------	----------------------	--

Swim	Split Time (Rk)	11:47 (3)								11:47 (3)	
	Race Time (Rk)	11:47 (3)									
T1	Split Time (Rk)	1:05 (5)								1:05 (5)	
	Race Time (Rk)	12:52 (3)									
Bike	Split Time (Rk)	2:42 (=3)	2:39 (=1)	3:17 (1)	2:34 (1)	3:20 (1)	2:36 (=1)	3:27 (=2)	2:38 (=1)	3:23 (3)	32:47 (1)
	Race Time (Rk)	15:34 (3)	18:13 (3)	21:30 (3)	24:04 (2)	27:24 (1)	30:00 (1)	33:27 (1)	36:05 (1)	39:28 (2)	
	Split Time (Rk)	2:38 (=1)	3:33 (=2)								
	Race Time (Rk)	42:06 (2)	45:39 (2)								
T2	Split Time (Rk)	0:41 (5)								0:41 (5)	
	Race Time (Rk)	46:20 (1)									
Run	Split Time (Rk)	4:19 (4)	3:11 (5)	1:57 (6)	3:16 (5)	1:58 (5)	3:16 (=4)	2:28 (4)			20:25 (5)
	Race Time (Rk)	50:39 (3)	53:50 (3)	55:47 (3)	59:03 (3)	1:01:01 (3)	1:04:17 (3)	1:06:45 (3)			



Race Analysis

Analyse de la course

Rk	Name	NPC Code	Sport Class	Segment																
			Swim	750m																
			T1	out																
			Bike	1.5km	3.4km	5.2km	7.0km	8.9km	10.8km	12.6km	14.4km	16.3km								
				18.1km	20.0km															
			T2	out																
			Run	1.1km	1.8km	2.4km	3.0km	3.7km	4.3km	5.0km										
4 FRENETTE Kamylle CAN PTS5 1:09:50 +5:10																				
			Swim	Split Time (Rk)	12:13 (4)															12:13 (4)
				Race Time (Rk)	12:13 (4)															
			T1	Split Time (Rk)	0:59 (3)															0:59 (3)
				Race Time (Rk)	13:12 (4)															
			Bike	Split Time (Rk)	2:52 (=7)	3:01 (=8)	3:45 (6)	2:56 (=5)	3:45 (5)	2:53 (5)	3:46 (6)	2:58 (4)	3:43 (=5)							36:28 (6)
				Race Time (Rk)	16:04 (4)	19:05 (4)	22:50 (4)	25:46 (4)	29:31 (4)	32:24 (4)	36:10 (4)	39:08 (4)	42:51 (4)							
				Split Time (Rk)	3:01 (6)	3:48 (5)														
				Race Time (Rk)	45:52 (4)	49:40 (4)														
			T2	Split Time (Rk)	0:33 (1)															0:33 (1)
				Race Time (Rk)	50:13 (4)															
			Run	Split Time (Rk)	4:13 (3)	3:05 (2)	1:49 (2)	3:07 (=2)	1:49 (2)	3:09 (3)	2:25 (3)									19:37 (3)
				Race Time (Rk)	54:26 (4)	57:31 (4)	59:20 (4)	1:02:27 (4)	1:04:16 (4)	1:07:25 (4)	1:09:50 (4)									
5 MIGUELEZ RANZ Andrea ESP PTS5 1:12:20 +7:40																				
			Swim	Split Time (Rk)	13:04 (5)															13:04 (5)
				Race Time (Rk)	13:04 (5)															
			T1	Split Time (Rk)	1:09 (8)															1:09 (8)
				Race Time (Rk)	14:13 (6)															
			Bike	Split Time (Rk)	2:42 (=3)	2:59 (=6)	3:36 (4)	2:54 (4)	3:38 (4)	2:51 (4)	3:38 (4)	3:01 (=6)	3:40 (4)							35:39 (4)
				Race Time (Rk)	16:55 (5)	19:54 (5)	23:30 (5)	26:24 (5)	30:02 (5)	32:53 (5)	36:31 (5)	39:32 (5)	43:12 (5)							
				Split Time (Rk)	2:56 (4)	3:44 (4)														
				Race Time (Rk)	46:08 (5)	49:52 (5)														
			T2	Split Time (Rk)	0:44 (7)															0:44 (7)
				Race Time (Rk)	50:36 (5)															
			Run	Split Time (Rk)	4:50 (9)	3:25 (8)	2:01 (7)	3:26 (7)	2:01 (=7)	3:20 (7)	2:41 (9)									21:44 (8)
				Race Time (Rk)	55:26 (5)	58:51 (5)	1:00:52 (5)	1:04:18 (5)	1:06:19 (5)	1:09:39 (5)	1:12:20 (5)									
6 LEMOUSSU Gwladys FRA PTS5 1:14:03 +9:23																				
			Swim	Split Time (Rk)	14:29 (7)															14:29 (7)
				Race Time (Rk)	14:29 (7)															
			T1	Split Time (Rk)	1:07 (=6)															1:07 (=6)
				Race Time (Rk)	15:36 (7)															
			Bike	Split Time (Rk)	2:48 (6)	3:01 (=8)	3:50 (8)	2:58 (7)	3:46 (6)	3:00 (10)	3:47 (7)	3:01 (=6)	3:50 (7)							37:06 (8)
				Race Time (Rk)	18:24 (7)	21:25 (7)	25:15 (7)	28:13 (7)	31:59 (7)	34:59 (7)	38:46 (7)	41:47 (7)	45:37 (7)							
				Split Time (Rk)	3:07 (10)	3:58 (7)														
				Race Time (Rk)	48:44 (7)	52:42 (7)														
			T2	Split Time (Rk)	0:38 (3)															0:38 (3)
				Race Time (Rk)	53:20 (7)															
			Run	Split Time (Rk)	4:33 (6)	3:12 (6)	1:55 (5)	3:18 (6)	2:00 (6)	3:16 (=4)	2:29 (=5)									20:43 (6)
				Race Time (Rk)	57:53 (7)	1:01:05 (7)	1:03:00 (7)	1:06:18 (6)	1:08:18 (6)	1:11:34 (6)	1:14:03 (6)									



Race Analysis

Analyse de la course

Rk	Name	NPC Code	Sport Class	Segment
----	------	----------	-------------	---------

Swim	750m								
T1	out								
Bike	1.5km	3.4km	5.2km	7.0km	8.9km	10.8km	12.6km	14.4km	16.3km
	18.1km	20.0km							
T2	out								
Run	1.1km	1.8km	2.4km	3.0km	3.7km	4.3km	5.0km		

7	DZIECIATKOWSKA Marta	POL	PTS5	1:14:42	+10:02				
----------	-----------------------------	------------	-------------	----------------	---------------	--	--	--	--

Swim	Split Time (Rk)	13:10 (6)								13:10 (6)	
	Race Time (Rk)	13:10 (6)									
T1	Split Time (Rk)	0:58 (=1)								0:58 (=1)	
	Race Time (Rk)	14:08 (5)									
Bike	Split Time (Rk)	2:52 (=7)	2:58 (5)	3:51 (9)	3:00 (9)	3:56 (10)	2:58 (=8)	3:53 (10)	3:04 (10)	3:58 (10)	37:42 (9)
	Race Time (Rk)	17:00 (6)	19:58 (6)	23:49 (6)	26:49 (6)	30:45 (6)	33:43 (6)	37:36 (6)	40:40 (6)	44:38 (6)	
T2	Split Time (Rk)	3:04 (=8)	4:08 (=9)								0:42 (6)
	Race Time (Rk)	47:42 (6)	51:50 (6)								
Run	Split Time (Rk)	4:48 (8)	3:31 (9)	2:07 (9)	3:31 (9)	2:05 (9)	3:30 (9)	2:38 (8)			22:10 (9)
	Race Time (Rk)	57:20 (6)	1:00:51 (6)	1:02:58 (6)	1:06:29 (7)	1:08:34 (7)	1:12:04 (7)	1:14:42 (7)			

8	KOLPAKCHY Alisa	UKR	PTS5	1:16:59	+12:19				
----------	------------------------	------------	-------------	----------------	---------------	--	--	--	--

Swim	Split Time (Rk)	17:41 (9)									17:41 (9)
	Race Time (Rk)	17:41 (9)									
T1	Split Time (Rk)	1:17 (10)									1:17 (10)
	Race Time (Rk)	18:58 (9)									
Bike	Split Time (Rk)	2:52 (=7)	2:59 (=6)	3:47 (7)	2:59 (8)	3:51 (8)	2:57 (7)	3:49 (8)	3:01 (=6)	3:51 (=8)	37:04 (7)
	Race Time (Rk)	21:50 (9)	24:49 (9)	28:36 (9)	31:35 (9)	35:26 (9)	38:23 (9)	42:12 (9)	45:13 (9)	49:04 (9)	
T2	Split Time (Rk)	3:03 (7)	3:55 (6)								0:45 (=8)
	Race Time (Rk)	52:07 (9)	56:02 (9)								
Run	Split Time (Rk)	4:21 (5)	3:09 (4)	1:51 (4)	3:11 (4)	1:54 (4)	3:17 (6)	2:29 (=5)			20:12 (4)
	Race Time (Rk)	1:01:08 (9)	1:04:17 (9)	1:06:08 (9)	1:09:19 (9)	1:11:13 (8)	1:14:30 (8)	1:16:59 (8)			

9	BELCZEWSKA Monika	POL	PTS5	1:17:17	+12:37				
----------	--------------------------	------------	-------------	----------------	---------------	--	--	--	--

Swim	Split Time (Rk)	17:34 (8)									17:34 (8)
	Race Time (Rk)	17:34 (8)									
T1	Split Time (Rk)	0:58 (=1)									0:58 (=1)
	Race Time (Rk)	18:32 (8)									
Bike	Split Time (Rk)	2:43 (5)	2:53 (4)	3:41 (5)	2:56 (=5)	3:47 (7)	2:55 (6)	3:43 (5)	2:59 (5)	3:43 (=5)	36:20 (5)
	Race Time (Rk)	21:15 (8)	24:08 (8)	27:49 (8)	30:45 (8)	34:32 (8)	37:27 (8)	41:10 (8)	44:09 (8)	47:52 (8)	
T2	Split Time (Rk)	3:00 (5)	4:00 (8)								0:45 (=8)
	Race Time (Rk)	50:52 (8)	54:52 (8)								
Run	Split Time (Rk)	4:40 (7)	3:23 (7)	2:06 (8)	3:29 (8)	2:01 (=7)	3:25 (8)	2:36 (7)			21:40 (7)
	Race Time (Rk)	1:00:17 (8)	1:03:40 (8)	1:05:46 (8)	1:09:15 (8)	1:11:16 (9)	1:14:41 (9)	1:17:17 (9)			



Race Analysis

Analyse de la course

Rk	Name	NPC Code	Sport Class	Segment									
			Swim	750m									
			T1	out									
			Bike	1.5km	3.4km	5.2km	7.0km	8.9km	10.8km	12.6km	14.4km	16.3km	
			T2	18.1km	20.0km								
			Run	out									
				1.1km	1.8km	2.4km	3.0km	3.7km	4.3km	5.0km			

10	JUURSALU Laura-Liis	EST	PTS5	1:27:12	+22:32									
			Swim	Split Time (Rk)	22:42 (10)								22:42 (10)	
				Race Time (Rk)	22:42 (10)									
			T1	Split Time (Rk)	1:07 (=6)								1:07 (=6)	
				Race Time (Rk)	23:49 (10)									
			Bike	Split Time (Rk)	3:45 (10)	3:06 (10)	3:57 (10)	3:02 (10)	3:53 (9)	2:58 (=8)	3:52 (9)	3:02 (9)	3:51 (=8)	38:38 (10)
				Race Time (Rk)	27:34 (10)	30:40 (10)	34:37 (10)	37:39 (10)	41:32 (10)	44:30 (10)	48:22 (10)	51:24 (10)	55:15 (10)	
				Split Time (Rk)	3:04 (=8)	4:08 (=9)								
				Race Time (Rk)	58:19 (10)	1:02:27 (10)								
			T2	Split Time (Rk)	0:39 (4)								0:39 (4)	
				Race Time (Rk)	1:03:06 (10)									
			Run	Split Time (Rk)	5:07 (10)	3:57 (10)	2:16 (10)	3:52 (10)	2:15 (10)	3:46 (10)	2:53 (10)		24:06 (10)	
				Race Time (Rk)	1:08:13 (10)	1:12:10 (10)	1:14:26 (10)	1:18:18 (10)	1:20:33 (10)	1:24:19 (10)	1:27:12 (10)			

Participants						Air Temperature [°C]	Water Temperature [°C]	Wetsuit Allowed
Entries / NPCs	Finished	DNF	DSQ	DNS	DQB			
10/8	10	0	0	0	0	18.5	21.1	Yes

Legend:	= Equal sign indicates that two or more athletes share the same secondary rank	DNF Did Not Finish
DNS Did Not Start	DQB Disqualified for unsportsmanlike behaviour	DSQ Disqualified
Rk Rank	T Transition	



Environmental Data Summary

Données environnementales

	30 minutes before Start	At Start Time	30 minutes after Start	At End Time
Weather	Partly Cloudy	Few Clouds	Few Clouds	Few Clouds
Rainfall (mm/h)	0.0	0.0	0.0	0.0
Wind Direction / Speed (m/s)	S / 3.6	S / 3.3	SW / 2.4	SW / 4.0
Heat Stress Indicator (WBGT) (°C)	21.3	21.2	21.1	21.0
Air Temperature (°C)	23.4	23.7	23.7	23.8
Relative Humidity (%)	70.0	66.0	62.0	59.0
Water Temperature (°C)	21.7	21.7	21.7	21.7
Air Quality Index	Good	Good	Good	Good
Water Quality	Good	Good	Good	Good

Legend:			
-	Information not available	E	East
N	North	NE	North-East
NW	North-West	ppm	Parts per million
SSE	South-South-East	SSW	South-South-West
WNW	West-North-West	WSW	West-South-West
		ENE	East-North-East
		NNE	North-North-East
		S	South
		SW	South-West
		ESE	East-South-East
		NNW	North-North-West
		SE	South-East
		W	West





Medallists

Médaillé(e)s

Medal	Name	NPC
GOLD	NORMAN Grace	USA - United States of America
SILVER	CASHMORE Claire	GBR - Great Britain
BRONZE	STEADMAN Lauren	GBR - Great Britain



Start List
Liste de départ

Race Number	Start Time	Name	NPC Code	Date of Birth	Sport Class	PQR	Notes
606	12:08:11	TARANTELLO Francesca	ITA	28 JAN 2002	PTVI3	1	
		VISAGGI Silvia	ITA	18 MAR 1995	Guide		
607	12:05:00	RODRIGUEZ Susana	ESP	4 MAR 1988	PTVI1	2	
		PEREZ SALA Sara	ESP	12 JAN 1988	Guide		
608	12:08:11	MACCOMBE Chloe	IRL	24 MAY 1995	PTVI3	3	
		SANDS Catherine A	IRL	29 MAR 1992	Guide		
609	12:08:11	RENNER Anja	GER	24 JUL 1986	PTVI3	5	
		PAULIG Maria	GER	15 OCT 1994	Guide		
610	12:05:00	CURZILLAT Annouck	FRA	12 MAY 1992	PTVI1	5	
		MARANO Julie	FRA	16 JUL 1996	Guide		
611	12:08:11	COURVOISIER Heloise	FRA	7 AUG 1997	PTVI3	6	
		HENRIET Anne	FRA	27 FEB 1981	Guide		
612	12:08:11	PEASGOOD Alison	GBR	1 OCT 1987	PTVI2	7	
		GILLIES Brooke	GBR	16 AUG 1998	Guide		
613	12:05:00	FREITAS Leticia	BRA	31 JUL 1994	PTVI1	8	
		OPIARI Giovanna Alves	BRA	30 NOV 1996	Guide		
614	12:08:11	MACCOMBE Judith	IRL	24 MAY 1995	PTVI3	9	
		NICHOLLS Eimear	IRL	21 MAY 1982	Guide		
615	12:05:00	BARBARO Anna	ITA	27 MAR 1985	PTVI1	10	
		BONIN Charlotte	ITA	10 FEB 1987	Guide		
616	12:05:00	ZHOOMART KYZY Aitunuk	KGZ	19 NOV 1994	PTVI1	14	
		BLINDUL Angelina	KGZ	21 AUG 2008	Guide		

Entries / NPCs	Course information		
	Swim (750m)	Bike (20.0km)	Run (5.0km)
11/8	1 lap of 750m	1 Connection 1.5km + 5 laps of 3.7km	1 Connection 1.1km + 3 laps of 1.3km

Legend: PQR Paralympic Qualification Ranking
--



Results
Résultats

Rank	Race No.	Name	NPC Code	Sport Class	Comp. Time	Swim (750m) 1 Lap	T1	Bike (20.0km) 5 Laps	T2	Run (5.0km) 2 Laps	Total Time	Time Diff.
1	607	RODRIGUEZ S PEREZ SALA Sara	ESP ESP	PTV11 Guide	+0:00	12:20 (1)	13:22 (1) 1:02 (3)	44:23 (1) 31:01 (4)	45:05 (1) 0:42 (5)	19:14 (1)	1:04:19	
2	606	TARANTELO F VISAGGI Silvia	ITA ITA	PTV13 Guide	+3:11	14:19 (5) (11:08)	15:19 (5) 1:00 (2)	46:47 (2) 31:28 (5)	47:26 (2) 0:39 (3)	19:17 (2)	1:06:43	+2:24
3	609	RENNER Anja PAULIG Maria	GER GER	PTV13 Guide	+3:11	16:27 (7) (13:16)	17:32 (7) 1:05 (=4)	48:21 (6) 30:49 (1)	48:59 (6) 0:38 (=1)	19:22 (3)	1:08:21	+4:02
4	612	PEASGOOD Alison GILLIES Brooke	GBR GBR	PTV12 Guide	+3:11	15:38 (6) (12:27)	16:43 (6) 1:05 (=4)	48:14 (5) 31:31 (6)	48:55 (5) 0:41 (4)	20:26 (5)	1:09:21	+5:02
5	610	CURZILLAT Annouck MARANO Julie	FRA FRA	PTV11 Guide	+0:00	13:30 (3)	14:42 (3) 1:12 (=6)	47:32 (3) 32:50 (8)	48:18 (3) 0:46 (9)	22:10 (9)	1:10:28	+6:09
6	608	MACCOMBE Chloe SANDS Catherine A	IRL IRL	PTV13 Guide	+3:11	17:30 (9) (14:19)	18:43 (9) 1:13 (8)	49:38 (8) 30:55 (3)	50:23 (8) 0:45 (8)	20:09 (4)	1:10:32	+6:13 1P
7	611	COURVOISIER H HENRIET Anne	FRA FRA	PTV13 Guide	+3:11	16:36 (8) (13:25)	17:34 (8) 0:58 (1)	49:34 (7) 32:00 (7)	50:18 (7) 0:44 (=6)	20:45 (8)	1:11:03	+6:44
8	614	MACCOMBE Judith NICHOLLS Eimear	IRL IRL	PTV13 Guide	+3:11	17:47 (10) (14:36)	18:59 (10) 1:12 (=6)	49:51 (9) 30:52 (2)	50:35 (9) 0:44 (=6)	20:42 (7)	1:11:17	+6:58
9	613	FREITAS Leticia OPIARI GA	BRA BRA	PTV11 Guide	+0:00	13:31 (4)	15:01 (4) 1:30 (10)	50:15 (10) 35:14 (10)	50:53 (10) 0:38 (=1)	20:27 (6)	1:11:20	+7:01
10	615	BARBARO Anna BONIN Charlotte	ITA ITA	PTV11 Guide	+0:00	12:46 (2)	14:13 (2) 1:27 (9)	47:57 (4) 33:44 (9)	48:45 (4) 0:48 (10)	23:16 (10)	1:12:01	+7:42
11	616	ZHOOMART KYZY A BLINDUL Angelina	KGZ KGZ	PTV11 Guide	+0:00	18:27 (11)	19:59 (11) 1:32 (11)	58:00 (11) 38:01 (11)	59:05 (11) 1:05 (11)	26:31 (11)	1:25:36	+21:17

Participants						Air Temperature [°C]	Water Temperature [°C]	Wetsuit Allowed
Entries / NPCs	Finished	DNF	DSQ	DNS	DQB			
11/8	11	0	0	0	0	18.5	21.1	Yes

IF Delegates:	NIKOPOULOS Thanos (GRE) PATTI Laura (ITA) MOLINA VAZQUEZ Felix (MEX)	Competition Jury:	NIKOPOULOS Thanos (GRE) ALEXANDER Debbie (RSA) SAINT JEAN Bernard (FRA)
Head Referees:	HOUGH Duncan (GBR) MOK Rebecca (HKG)	Medical Delegate:	PEDRO Angele (POR)

Legend:	= Equal sign indicates that two or more athletes share the same secondary rank	Comp. Compensation
Diff. Difference	DNF Did Not Finish	DNS Did Not Start
DSQ Disqualified	No. Number	T Transition
		DQB Disqualified for unsportsmanlike behaviour
		xP x 10 second Penalty



Race Analysis

Analyse de la course

Course information									
Swim (750m)	Bike (20.0km)					Run (5.0km)			
1 lap of 750m	1 Connection 1.5km + 5 laps of 3.7km					1 Connection 1.1km + 3 laps of 1.3km			

Rk	Name	NPC Code	Sport Class							Segment
----	------	----------	-------------	--	--	--	--	--	--	---------

	Swim		750m								
	T1		out								
	Bike		1.5km	3.4km	5.2km	7.0km	8.9km	10.8km	12.6km	14.4km	16.3km
			18.1km	20.0km							
	T2		out								
	Run		1.1km	1.8km	2.4km	3.0km	3.7km	4.3km	5.0km		

1	RODRIGUEZ Susana PEREZ SALA Sara	ESP ESP	PTVI1 Guide	+0:00	1:04:19					
----------	-------------------------------------	------------	----------------	-------	---------	--	--	--	--	--

	Swim	Split Time (Rk)	12:20 (1)							12:20	(1)		
		Race Time (Rk)	12:20 (1)										
	T1	Split Time (Rk)	1:02 (3)							1:02	(3)		
		Race Time (Rk)	13:22 (1)										
	Bike	Split Time (Rk)	2:34 (=2)	2:35 (7)	3:07 (=1)	2:28 (1)	3:06 (1)	2:30 (=2)	3:08 (2)	2:31 (=3)	3:11 (=4)	31:01	(4)
		Race Time (Rk)	15:56 (1)	18:31 (1)	21:38 (1)	24:06 (1)	27:12 (1)	29:42 (1)	32:50 (1)	35:21 (1)	38:32 (1)		
		Split Time (Rk)	2:31 (4)	3:20 (5)									
		Race Time (Rk)	41:03 (1)	44:23 (1)									
	T2	Split Time (Rk)	0:42 (5)							0:42	(5)		
		Race Time (Rk)	45:05 (1)										
	Run	Split Time (Rk)	4:08 (1)	3:00 (=1)	1:48 (=1)	2:59 (1)	1:49 (=2)	3:05 (3)	2:25 (5)			19:14	(1)
		Race Time (Rk)	49:13 (1)	52:13 (1)	54:01 (1)	57:00 (1)	58:49 (1)	1:01:54 (1)	1:04:19 (1)				

2	TARANTELLO Francesca VISAGGI Silvia	ITA ITA	PTVI3 Guide	+3:11	1:06:43	+2:24					
----------	--	------------	----------------	-------	---------	-------	--	--	--	--	--

	Swim	Split Time (Rk)	14:19 (5)							14:19	(5)		
		Race Time (Rk)	14:19 (5)										
	T1	Split Time (Rk)	1:00 (2)							1:00	(2)		
		Race Time (Rk)	15:19 (5)										
	Bike	Split Time (Rk)	2:34 (=2)	2:33 (=4)	3:17 (7)	2:33 (5)	3:13 (=5)	2:31 (=4)	3:12 (6)	2:31 (=3)	3:13 (6)	31:28	(5)
		Race Time (Rk)	17:53 (4)	20:26 (4)	23:43 (4)	26:16 (3)	29:29 (3)	32:00 (3)	35:12 (2)	37:43 (2)	40:56 (2)		
		Split Time (Rk)	2:33 (6)	3:18 (4)									
		Race Time (Rk)	43:29 (2)	46:47 (2)									
	T2	Split Time (Rk)	0:39 (3)							0:39	(3)		
		Race Time (Rk)	47:26 (2)										
	Run	Split Time (Rk)	4:09 (2)	3:00 (=1)	1:48 (=1)	3:05 (3)	1:48 (1)	3:04 (=1)	2:23 (=2)			19:17	(2)
		Race Time (Rk)	51:35 (2)	54:35 (2)	56:23 (2)	59:28 (2)	1:01:16 (2)	1:04:20 (2)	1:06:43 (2)				

3	RENNER Anja PAULIG Maria	GER GER	PTVI3 Guide	+3:11	1:08:21	+4:02					
----------	-----------------------------	------------	----------------	-------	---------	-------	--	--	--	--	--

	Swim	Split Time (Rk)	16:27 (7)							16:27	(7)		
		Race Time (Rk)	16:27 (7)										
	T1	Split Time (Rk)	1:05 (=4)							1:05	(=4)		
		Race Time (Rk)	17:32 (7)										
	Bike	Split Time (Rk)	2:34 (=2)	2:32 (3)	3:09 (3)	2:31 (3)	3:09 (=3)	2:28 (1)	3:04 (1)	2:29 (2)	3:07 (1)	30:49	(1)
		Race Time (Rk)	20:06 (7)	22:38 (7)	25:47 (7)	28:18 (7)	31:27 (7)	33:55 (7)	36:59 (6)	39:28 (6)	42:35 (6)		
		Split Time (Rk)	2:30 (3)	3:16 (=2)									
		Race Time (Rk)	45:05 (6)	48:21 (6)									
	T2	Split Time (Rk)	0:38 (=1)							0:38	(=1)		
		Race Time (Rk)	48:59 (6)										
	Run	Split Time (Rk)	4:11 (3)	3:02 (3)	1:49 (3)	3:04 (2)	1:49 (=2)	3:04 (=1)	2:23 (=2)			19:22	(3)
		Race Time (Rk)	53:10 (3)	56:12 (3)	58:01 (3)	1:01:05 (3)	1:02:54 (3)	1:05:58 (3)	1:08:21 (3)				



Race Analysis

Analyse de la course

Rk	Name	NPC Code	Sport Class	Segment										
			Swim	750m										
			T1	out										
			Bike	1.5km	3.4km	5.2km	7.0km	8.9km	10.8km	12.6km	14.4km	16.3km		
			T2	out										
			Run	1.1km	1.8km	2.4km	3.0km	3.7km	4.3km	5.0km				
4	PEASGOOD Alison	GBR	PTVI2	+3:11	1:09:21	+5:02								
	GILLIES Brooke	GBR	Guide											
			Swim	Split Time (Rk)	15:38 (6)									15:38 (6)
				Race Time (Rk)	15:38 (6)									
			T1	Split Time (Rk)	1:05 (=4)									1:05 (=4)
				Race Time (Rk)	16:43 (6)									
			Bike	Split Time (Rk)	2:35 (6)	2:34 (6)	3:15 (5)	2:34 (6)	3:13 (=5)	2:32 (=6)	3:11 (=4)	2:33 (=6)	3:11 (=4)	31:31 (6)
				Race Time (Rk)	19:18 (6)	21:52 (6)	25:07 (6)	27:41 (6)	30:54 (6)	33:26 (5)	36:37 (5)	39:10 (5)	42:21 (5)	
				Split Time (Rk)	2:32 (5)	3:21 (6)								
				Race Time (Rk)	44:53 (5)	48:14 (5)								
			T2	Split Time (Rk)	0:41 (4)									0:41 (4)
				Race Time (Rk)	48:55 (5)									
			Run	Split Time (Rk)	4:23 (4)	3:11 (5)	1:56 (=6)	3:14 (5)	1:56 (5)	3:15 (7)	2:31 (7)			20:26 (5)
				Race Time (Rk)	53:18 (5)	56:29 (4)	58:25 (4)	1:01:39 (4)	1:03:35 (4)	1:06:50 (4)	1:09:21 (4)			
5	CURZILLAT Annouck	FRA	PTVI1	+0:00	1:10:28	+6:09								
	MARANO Julie	FRA	Guide											
			Swim	Split Time (Rk)	13:30 (3)									13:30 (3)
				Race Time (Rk)	13:30 (3)									
			T1	Split Time (Rk)	1:12 (=6)									1:12 (=6)
				Race Time (Rk)	14:42 (3)									
			Bike	Split Time (Rk)	2:46 (9)	2:41 (8)	3:29 (9)	2:39 (8)	3:19 (8)	2:35 (8)	3:21 (8)	2:33 (=6)	3:22 (8)	32:50 (8)
				Race Time (Rk)	17:28 (3)	20:09 (3)	23:38 (3)	26:17 (4)	29:36 (4)	32:11 (4)	35:32 (4)	38:05 (3)	41:27 (3)	
				Split Time (Rk)	2:36 (7)	3:29 (7)								
				Race Time (Rk)	44:03 (3)	47:32 (3)								
			T2	Split Time (Rk)	0:46 (9)									0:46 (9)
				Race Time (Rk)	48:18 (3)									
			Run	Split Time (Rk)	4:54 (9)	3:32 (9)	2:04 (9)	3:32 (9)	2:04 (9)	3:30 (9)	2:34 (9)			22:10 (9)
				Race Time (Rk)	53:12 (4)	56:44 (5)	58:48 (5)	1:02:20 (5)	1:04:24 (5)	1:07:54 (5)	1:10:28 (5)			
6	MACCOMBE Chloe	IRL	PTVI3	+3:11	1:10:32	+6:13	1P							
	SANDS Catherine A	IRL	Guide											
			Swim	Split Time (Rk)	17:30 (9)									17:30 (9)
				Race Time (Rk)	17:30 (9)									
			T1	Split Time (Rk)	1:13 (8)									1:13 (8)
				Race Time (Rk)	18:43 (9)									
			Bike	Split Time (Rk)	2:38 (7)	2:25 (1)	3:07 (=1)	2:29 (2)	3:08 (2)	2:32 (=6)	3:10 (3)	2:31 (=3)	3:10 (3)	30:55 (3)
				Race Time (Rk)	21:21 (9)	23:46 (9)	26:53 (9)	29:22 (9)	32:30 (9)	35:02 (9)	38:12 (9)	40:43 (9)	43:53 (9)	
				Split Time (Rk)	2:29 (2)	3:16 (=2)								
				Race Time (Rk)	46:22 (8)	49:38 (8)								
			T2	Split Time (Rk)	0:45 (8)									0:45 (8)
				Race Time (Rk)	50:23 (8)									
			Run	Split Time (Rk)	4:25 (5)	3:09 (4)	1:53 (4)	3:12 (4)	2:03 (8)	3:07 (4)	2:20 (1)			20:09 (4)
				Race Time (Rk)	54:48 (7)	57:57 (7)	59:50 (7)	1:03:02 (6)	1:05:05 (6)	1:08:12 (6)	1:10:32 (6)			



Race Analysis

Analyse de la course

Rk	Name	NPC Code	Sport Class								Segment			
			Swim	750m										
			T1	out										
			Bike	1.5km	3.4km	5.2km	7.0km	8.9km	10.8km	12.6km	14.4km	16.3km		
				18.1km	20.0km									
			T2	out										
			Run	1.1km	1.8km	2.4km	3.0km	3.7km	4.3km	5.0km				
7	COURVOISIER Heloise	FRA	PTVI3	+3:11	1:11:03	+6:44								
	HENRIET Anne	FRA	Guide											
			Swim	Split Time (Rk)	16:36 (8)								16:36 (8)	
				Race Time (Rk)	16:36 (8)									
			T1	Split Time (Rk)	0:58 (1)								0:58 (1)	
				Race Time (Rk)	17:34 (8)									
			Bike	Split Time (Rk)	2:34 (=2)	2:33 (=4)	3:16 (6)	2:36 (7)	3:15 (7)	2:31 (=4)	3:17 (7)	2:36 (8)	3:15 (7)	32:00 (7)
				Race Time (Rk)	20:08 (8)	22:41 (8)	25:57 (8)	28:33 (8)	31:48 (8)	34:19 (8)	37:36 (8)	40:12 (8)	43:27 (7)	
				Split Time (Rk)	2:37 (8)	3:30 (8)								
				Race Time (Rk)	46:04 (7)	49:34 (7)								
			T2	Split Time (Rk)	0:44 (=6)								0:44 (=6)	
				Race Time (Rk)	50:18 (7)									
			Run	Split Time (Rk)	4:33 (7)	3:17 (8)	1:57 (8)	3:16 (=7)	1:57 (6)	3:17 (8)	2:28 (6)		20:45 (8)	
				Race Time (Rk)	54:51 (8)	58:08 (8)	1:00:05 (8)	1:03:21 (8)	1:05:18 (7)	1:08:35 (7)	1:11:03 (7)			
8	MACCOMBE Judith	IRL	PTVI3	+3:11	1:11:17	+6:58								
	NICHOLLS Eimear	IRL	Guide											
			Swim	Split Time (Rk)	17:47 (10)								17:47 (10)	
				Race Time (Rk)	17:47 (10)									
			T1	Split Time (Rk)	1:12 (=6)								1:12 (=6)	
				Race Time (Rk)	18:59 (10)									
			Bike	Split Time (Rk)	2:33 (1)	2:29 (2)	3:11 (4)	2:32 (4)	3:09 (=3)	2:30 (=2)	3:11 (=4)	2:27 (1)	3:08 (2)	30:52 (2)
				Race Time (Rk)	21:32 (10)	24:01 (10)	27:12 (10)	29:44 (10)	32:53 (10)	35:23 (10)	38:34 (10)	41:01 (10)	44:09 (10)	
				Split Time (Rk)	2:28 (1)	3:14 (1)								
				Race Time (Rk)	46:37 (10)	49:51 (9)								
			T2	Split Time (Rk)	0:44 (=6)								0:44 (=6)	
				Race Time (Rk)	50:35 (9)									
			Run	Split Time (Rk)	4:29 (6)	3:15 (7)	1:56 (=6)	3:16 (=7)	1:59 (7)	3:14 (6)	2:33 (8)		20:42 (7)	
				Race Time (Rk)	55:04 (9)	58:19 (9)	1:00:15 (9)	1:03:31 (9)	1:05:30 (9)	1:08:44 (8)	1:11:17 (8)			
9	FREITAS Leticia	BRA	PTVI1	+0:00	1:11:20	+7:01								
	OPIARI Giovanna Alves	BRA	Guide											
			Swim	Split Time (Rk)	13:31 (4)								13:31 (4)	
				Race Time (Rk)	13:31 (4)									
			T1	Split Time (Rk)	1:30 (10)								1:30 (10)	
				Race Time (Rk)	15:01 (4)									
			Bike	Split Time (Rk)	2:54 (10)	2:44 (10)	3:35 (10)	2:50 (10)	3:36 (10)	2:52 (10)	3:32 (10)	2:53 (10)	3:39 (10)	35:14 (10)
				Race Time (Rk)	17:55 (5)	20:39 (5)	24:14 (5)	27:04 (5)	30:40 (5)	33:32 (6)	37:04 (7)	39:57 (7)	43:36 (8)	
				Split Time (Rk)	2:57 (10)	3:42 (10)								
				Race Time (Rk)	46:33 (9)	50:15 (10)								
			T2	Split Time (Rk)	0:38 (=1)								0:38 (=1)	
				Race Time (Rk)	50:53 (10)									
			Run	Split Time (Rk)	4:35 (8)	3:13 (6)	1:55 (5)	3:15 (6)	1:55 (4)	3:10 (5)	2:24 (4)		20:27 (6)	
				Race Time (Rk)	55:28 (10)	58:41 (10)	1:00:36 (10)	1:03:51 (10)	1:05:46 (10)	1:08:56 (9)	1:11:20 (9)			



Race Analysis

Analyse de la course

Rk	Name	NPC Code	Sport Class	Segment						
----	------	----------	-------------	---------	--	--	--	--	--	--

Swim	750m								
T1	out								
Bike	1.5km	3.4km	5.2km	7.0km	8.9km	10.8km	12.6km	14.4km	16.3km
	18.1km	20.0km							
T2	out								
Run	1.1km	1.8km	2.4km	3.0km	3.7km	4.3km	5.0km		

10	BARBARO Anna BONIN Charlotte	ITA ITA	PTVI1 Guide	+0:00	1:12:01	+7:42			
----	---------------------------------	------------	----------------	-------	---------	-------	--	--	--

Swim	Split Time (Rk)	12:46 (2)								12:46 (2)	
	Race Time (Rk)	12:46 (2)									
T1	Split Time (Rk)	1:27 (9)								1:27 (9)	
	Race Time (Rk)	14:13 (2)									
Bike	Split Time (Rk)	2:42 (8)	2:43 (9)	3:25 (8)	2:44 (9)	3:27 (9)	2:44 (9)	3:27 (9)	2:42 (9)	3:26 (9)	33:44 (9)
	Race Time (Rk)	16:55 (2)	19:38 (2)	23:03 (2)	25:47 (2)	29:14 (2)	31:58 (2)	35:25 (3)	38:07 (4)	41:33 (4)	
T2	Split Time (Rk)	2:47 (9)	3:37 (9)								
	Race Time (Rk)	44:20 (4)	47:57 (4)								
Run	Split Time (Rk)	0:48 (10)									0:48 (10)
	Race Time (Rk)	48:45 (4)									
Run	Split Time (Rk)	5:01 (10)	3:39 (10)	2:12 (10)	3:38 (10)	2:09 (10)	3:38 (10)	2:59 (10)			23:16 (10)
	Race Time (Rk)	53:46 (6)	57:25 (6)	59:37 (6)	1:03:15 (7)	1:05:24 (8)	1:09:02 (10)	1:12:01 (10)			

11	ZHOOMART KYZY Aitunuk BLINDUL Angelina	KGZ KGZ	PTVI1 Guide	+0:00	1:25:36	+21:17			
----	---	------------	----------------	-------	---------	--------	--	--	--

Swim	Split Time (Rk)	18:27 (11)									18:27 (11)
	Race Time (Rk)	18:27 (11)									
T1	Split Time (Rk)	1:32 (11)									1:32 (11)
	Race Time (Rk)	19:59 (11)									
Bike	Split Time (Rk)	3:08 (11)	2:59 (11)	3:47 (11)	3:00 (11)	3:52 (11)	2:59 (11)	3:53 (11)	3:02 (11)	3:58 (11)	38:01 (11)
	Race Time (Rk)	23:07 (11)	26:06 (11)	29:53 (11)	32:53 (11)	36:45 (11)	39:44 (11)	43:37 (11)	46:39 (11)	50:37 (11)	
T2	Split Time (Rk)	3:11 (11)	4:12 (11)								
	Race Time (Rk)	53:48 (11)	58:00 (11)								
Run	Split Time (Rk)	1:05 (11)									1:05 (11)
	Race Time (Rk)	59:05 (11)									
Run	Split Time (Rk)	5:44 (11)	4:03 (11)	2:29 (11)	4:16 (11)	2:34 (11)	4:15 (11)	3:10 (11)			26:31 (11)
	Race Time (Rk)	1:04:49 (11)	1:08:52 (11)	1:11:21 (11)	1:15:37 (11)	1:18:11 (11)	1:22:26 (11)	1:25:36 (11)			

Participants						Air Temperature [°C]	Water Temperature [°C]	Wetsuit Allowed
Entries / NPCs	Finished	DNF	DSQ	DNS	DQB			
11/8	11	0	0	0	0	18.5	21.1	Yes

Legend:							
=	Equal sign indicates that two or more athletes share the same secondary rank						
DNS	Did Not Start	DQB	Disqualified for unsportsmanlike behaviour			DNF	Did Not Finish
Rk	Rank	T	Transition	xP	x 10 second Penalty	DSQ	Disqualified



Pont Alexandre III

Pont Alexandre III

MON 2 SEP 2024

Start Time 12:05

Para Triathlon

Para triathlon

Women's PTVI

Para triathlon - femmes PTVI



Race Facts

Faits de la course

Segment	Lap	Facts	Athletes Involved	NPC Code
Transition 2		10 second penalty for placing equipment outside the box.	608 MACCOMBE Chloe	IRL





Environmental Data Summary

Données environnementales

	30 minutes before Start	At Start Time	30 minutes after Start	At End Time
Weather	Partly Cloudy	Partly Cloudy	Few Clouds	Few Clouds
Rainfall (mm/h)	0.0	0.0	0.0	0.0
Wind Direction / Speed (m/s)	S / 3.4	S / 3.6	S / 3.3	S / 4.2
Heat Stress Indicator (WBGT) (°C)	20.8	21.3	21.1	21.2
Air Temperature (°C)	23.2	23.4	23.7	23.7
Relative Humidity (%)	71.0	70.0	66.0	62.0
Water Temperature (°C)	21.7	21.7	21.7	21.7
Air Quality Index	Good	Good	Good	Good
Water Quality	Good	Good	Good	Good

Legend:			
-	Information not available	E	East
N	North	NE	North-East
NW	North-West	ppm	Parts per million
SSE	South-South-East	SSW	South-South-West
WNW	West-North-West	WSW	West-South-West
		ENE	East-North-East
		NNE	North-North-East
		S	South
		SW	South-West
		ESE	East-South-East
		NNW	North-North-West
		SE	South-East
		W	West





Medallists

Médaillé(e)s

Medal	Name	NPC
GOLD	RODRIGUEZ Susana	ESP - Spain
	Guide: PEREZ SALA Sara	ESP - Spain
SILVER	TARANTELLO Francesca	ITA - Italy
	Guide: VISAGGI Silvia	ITA - Italy
BRONZE	RENNER Anja	GER - Germany
	Guide: PAULIG Maria	GER - Germany



Start List

Liste de départ

Race Number	Start Time	Name	NPC Code	Date of Birth	Sport Class	PQR	Notes
121	8:18:00	SCHIPPER Geert	NED	20 SEP 1977	PTWC2	1	
122	8:18:00	PLAT Jetze	NED	10 JUN 1991	PTWC2	2	
123	8:18:00	BRUNGRABER Florian	AUT	29 SEP 1984	PTWC2	3	
124	8:15:00	SANBORN Howie	USA	27 MAY 1982	PTWC1	4	
125	8:15:00	ACHENZA Giovanni	ITA	31 JUL 1971	PTWC1	5	
126	8:15:00	BEVERIDGE Nic	AUS	14 JUL 1986	PTWC1	6	
127	8:15:00	ROMELE Giuseppe	ITA	12 FEB 1992	PTWC1	7	
128	8:18:00	NOEL Louis	FRA	15 AUG 1997	PTWC2	8	
129	8:15:00	KIMURA Jumpei	JPN	14 FEB 1985	PTWC1	9	
130	8:15:00	ZOUINKHI Fethi	TUN	26 APR 1986	PTWC1	10	

Entries / NPCs	Course information		
	Swim (750m)	Bike (20.0km)	Run (5.0km)
10/8	1 lap of 750m	1 Connection 1.5km + 5 laps of 3.7km	1 Connection 1.1km + 3 laps of 1.3km

Legend:
PQR Paralympic Qualification Ranking



Results

Résultats

Rank	Race No.	Name	NPC Code	Sport Class	Comp. Time	Swim (750m) 1 Lap	T1	Bike (20.0km) 5 Laps	T2	Run (5.0km) 2 Laps	Total Time	Time Diff.
1	122	PLAT Jetze	NED	PTWC2	+3:00	13:19 (3) (10:19)	14:33 (3) 1:14 (=4)	45:52 (1) 31:19 (1)	46:32 (1) 0:40 (3)	11:44 (3)	58:16	
2	123	BRUNGRABER F	AUT	PTWC2	+3:00	14:15 (6) (11:15)	15:29 (7) 1:14 (=4)	47:18 (2) 31:49 (2)	48:09 (2) 0:51 (=8)	11:16 (1)	59:25	+1:09
3	121	SCHIPPER Geert	NED	PTWC2	+3:00	14:21 (8) (11:21)	15:27 (6) 1:06 (1)	48:09 (3) 32:42 (3)	48:51 (3) 0:42 (5)	11:29 (2)	1:00:20	+2:04
4	128	NOEL Louis	FRA	PTWC2	+3:00	14:19 (7) (11:19)	15:33 (8) 1:14 (=4)	50:53 (6) 35:20 (5)	51:23 (6) 0:30 (1)	12:17 (4)	1:03:40	+5:24
5	125	ACHENZA Giovanni	ITA	PTWC1	+0:00	12:54 (2)	14:01 (2) 1:07 (2)	49:50 (4) 35:49 (6)	50:29 (4) 0:39 (2)	13:20 (8)	1:03:49	+5:33
6	126	BEVERIDGE Nic	AUS	PTWC1	+0:00	12:31 (1)	14:00 (1) 1:29 (8)	51:27 (7) 37:27 (8)	52:15 (7) 0:48 (7)	12:56 (6)	1:05:11	+6:55
7	130	ZOUINKHI Fethi	TUN	PTWC1	+0:00	13:29 (4)	14:45 (4) 1:16 (7)	52:11 (8) 37:26 (7)	53:02 (8) 0:51 (=8)	12:47 (5)	1:05:49	+7:33
8	129	KIMURA Jumpei	JPN	PTWC1	+0:00	13:40 (5)	14:50 (5) 1:10 (3)	53:54 (9) 39:04 (9)	54:35 (9) 0:41 (4)	13:19 (7)	1:07:54	+9:38
9	124	SANBORN Howie	USA	PTWC1	+0:00	14:24 (9)	16:00 (9) 1:36 (9)	50:06 (5) 34:06 (4)	50:52 (5) 0:46 (6)	18:49 (9)	1:09:41	+11:25
	127	ROMELE Giuseppe	ITA	PTWC1	+0:00	11:31	12:54 1:23	48:15 35:21	48:51 0:36	13:34	DSQ	DSQ

Participants						Air Temperature [°C]	Water Temperature [°C]	Wetsuit Allowed
Entries / NPCs	Finished	DNF	DSQ	DNS	DQB			
10/8	9	0	1	0	0	18.5	21.1	Yes

IF Delegates:	NIKOPOULOS Thanos (GRE) PATTI Laura (ITA) MOLINA VAZQUEZ Felix (MEX)	Competition Jury:	NIKOPOULOS Thanos (GRE) ALEXANDER Debbie (RSA) SAINT JEAN Bernard (FRA)
Head Referees:	HOUGH Duncan (GBR) MOK Rebecca (HKG)	Medical Delegate:	PEDRO Angele (POR)

Legend:	= Equal sign indicates that two or more athletes share the same secondary rank	Comp.	Compensation
Diff.	Difference	DNF	Did Not Finish
DSQ	Disqualified	No.	Number
		DNS	Did Not Start
		T	Transition
		DQB	Disqualified for unsportsmanlike behaviour



Race Analysis

Analyse de la course

Course information		
Swim (750m)	Bike (20.0km)	Run (5.0km)
1 lap of 750m	1 Connection 1.5km + 5 laps of 3.7km	1 Connection 1.1km + 3 laps of 1.3km

Rk	Name	NPC Code	Sport Class	Segment
----	------	----------	-------------	---------

Swim	750m								
	out								
Bike	1.5km	3.4km	5.2km	7.0km	8.9km	10.8km	12.6km	14.4km	16.3km
	18.1km	20.0km							
T2	out								
Run	1.1km	1.8km	2.4km	3.0km	3.7km	4.3km	5.0km		

1	PLAT Jetze	NED	PTWC2	+3:00	58:16				
----------	-------------------	------------	--------------	--------------	--------------	--	--	--	--

Swim	Split Time (Rk)	13:19 (3)								13:19 (3)	
	Race Time (Rk)	13:19 (3)									
T1	Split Time (Rk)	1:14 (=4)								1:14 (=4)	
	Race Time (Rk)	14:33 (3)									
Bike	Split Time (Rk)	2:14 (1)	2:31 (1)	3:14 (=1)	2:31 (=1)	3:13 (1)	2:31 (1)	3:14 (1)	2:33 (1)	3:15 (1)	31:19 (1)
	Race Time (Rk)	16:47 (2)	19:18 (1)	22:32 (1)	25:03 (1)	28:16 (1)	30:47 (1)	34:01 (1)	36:34 (1)	39:49 (1)	
	Split Time (Rk)	2:36 (1)	3:27 (2)								
	Race Time (Rk)	42:25 (1)	45:52 (1)								
T2	Split Time (Rk)	0:40 (3)								0:40 (3)	
	Race Time (Rk)	46:32 (1)									
Run	Split Time (Rk)	2:30 (2)	1:52 (3)	1:01 (3)	1:51 (3)	1:01 (2)	1:54 (3)	1:35 (=5)		11:44 (3)	
	Race Time (Rk)	49:02 (1)	50:54 (1)	51:55 (1)	53:46 (1)	54:47 (1)	56:41 (1)	58:16 (1)			

2	BRUNGRABER Florian	AUT	PTWC2	+3:00	59:25	+1:09			
----------	---------------------------	------------	--------------	--------------	--------------	--------------	--	--	--

Swim	Split Time (Rk)	14:15 (6)								14:15 (6)	
	Race Time (Rk)	14:15 (6)									
T1	Split Time (Rk)	1:14 (=4)								1:14 (=4)	
	Race Time (Rk)	15:29 (7)									
Bike	Split Time (Rk)	2:22 (2)	2:38 (3)	3:15 (3)	2:35 (3)	3:14 (2)	2:35 (3)	3:17 (2)	2:34 (2)	3:18 (2)	31:49 (2)
	Race Time (Rk)	17:51 (6)	20:29 (6)	23:44 (4)	26:19 (4)	29:33 (4)	32:08 (3)	35:25 (3)	37:59 (2)	41:17 (2)	
	Split Time (Rk)	2:38 (2)	3:23 (1)								
	Race Time (Rk)	43:55 (2)	47:18 (2)								
T2	Split Time (Rk)	0:51 (=8)								0:51 (=8)	
	Race Time (Rk)	48:09 (2)									
Run	Split Time (Rk)	2:25 (1)	1:51 (=1)	0:58 (1)	1:50 (2)	0:59 (1)	1:50 (1)	1:23 (1)		11:16 (1)	
	Race Time (Rk)	50:34 (2)	52:25 (2)	53:23 (2)	55:13 (2)	56:12 (2)	58:02 (2)	59:25 (2)			

3	SCHIPPER Geert	NED	PTWC2	+3:00	1:00:20	+2:04			
----------	-----------------------	------------	--------------	--------------	----------------	--------------	--	--	--

Swim	Split Time (Rk)	14:21 (8)								14:21 (8)	
	Race Time (Rk)	14:21 (8)									
T1	Split Time (Rk)	1:06 (1)								1:06 (1)	
	Race Time (Rk)	15:27 (6)									
Bike	Split Time (Rk)	2:27 (3)	2:32 (2)	3:14 (=1)	2:31 (=1)	3:16 (3)	2:32 (2)	3:20 (3)	2:47 (4)	3:32 (3)	32:42 (3)
	Race Time (Rk)	17:54 (7)	20:26 (4)	23:40 (3)	26:11 (3)	29:27 (3)	31:59 (2)	35:19 (2)	38:06 (3)	41:38 (3)	
	Split Time (Rk)	2:50 (4)	3:41 (4)								
	Race Time (Rk)	44:28 (3)	48:09 (3)								
T2	Split Time (Rk)	0:42 (5)								0:42 (5)	
	Race Time (Rk)	48:51 (3)									
Run	Split Time (Rk)	2:32 (3)	1:51 (=1)	0:59 (2)	1:49 (1)	1:02 (3)	1:51 (2)	1:25 (2)		11:29 (2)	
	Race Time (Rk)	51:23 (3)	53:14 (3)	54:13 (3)	56:02 (3)	57:04 (3)	58:55 (3)	1:00:20 (3)			



Race Analysis

Analyse de la course

Rk	Name	NPC Code	Sport Class	Segment																
			Swim	750m																
			T1	out																
			Bike	1.5km	3.4km	5.2km	7.0km	8.9km	10.8km	12.6km	14.4km	16.3km								
			T2	out																
			Run	1.1km	1.8km	2.4km	3.0km	3.7km	4.3km	5.0km										
4	NOEL Louis	FRA	PTWC2	+3:00	1:03:40	+5:24														
			Swim	Split Time (Rk)	14:19 (7)															14:19 (7)
				Race Time (Rk)	14:19 (7)															
			T1	Split Time (Rk)	1:14 (=4)															1:14 (=4)
				Race Time (Rk)	15:33 (8)															
			Bike	Split Time (Rk)	2:33 (5)	2:53 (6)	3:40 (6)	2:53 (6)	3:39 (6)	2:51 (=5)	3:37 (5)	2:50 (5)	3:40 (5)							35:20 (5)
				Race Time (Rk)	18:06 (8)	20:59 (8)	24:39 (7)	27:32 (7)	31:11 (7)	34:02 (6)	37:39 (7)	40:29 (6)	44:09 (6)							
				Split Time (Rk)	2:54 (5)	3:50 (5)														
				Race Time (Rk)	47:03 (6)	50:53 (6)														
			T2	Split Time (Rk)	0:30 (1)															0:30 (1)
				Race Time (Rk)	51:23 (6)															
			Run	Split Time (Rk)	2:42 (5)	1:58 (5)	1:02 (4)	2:00 (4)	1:06 (=4)	1:59 (4)	1:30 (4)									12:17 (4)
				Race Time (Rk)	54:05 (6)	56:03 (6)	57:05 (5)	59:05 (5)	1:00:11 (5)	1:02:10 (5)	1:03:40 (4)									
5	ACHENZA Giovanni	ITA	PTWC1	+0:00	1:03:49	+5:33														
			Swim	Split Time (Rk)	12:54 (2)															12:54 (2)
				Race Time (Rk)	12:54 (2)															
			T1	Split Time (Rk)	1:07 (2)															1:07 (2)
				Race Time (Rk)	14:01 (2)															
			Bike	Split Time (Rk)	2:32 (4)	2:50 (4)	3:32 (4)	2:49 (5)	3:37 (5)	2:51 (=5)	4:01 (9)	3:01 (6)	3:46 (6)							35:49 (6)
				Race Time (Rk)	16:33 (1)	19:23 (2)	22:55 (2)	25:44 (2)	29:21 (2)	32:12 (4)	36:13 (4)	39:14 (4)	43:00 (4)							
				Split Time (Rk)	2:57 (6)	3:53 (6)														
				Race Time (Rk)	45:57 (4)	49:50 (4)														
			T2	Split Time (Rk)	0:39 (2)															0:39 (2)
				Race Time (Rk)	50:29 (4)															
			Run	Split Time (Rk)	2:58 (7)	2:05 (=7)	1:11 (9)	2:07 (=8)	1:10 (=7)	2:07 (=7)	1:42 (8)									13:20 (8)
				Race Time (Rk)	53:27 (4)	55:32 (4)	56:43 (4)	58:50 (4)	1:00:00 (4)	1:02:07 (4)	1:03:49 (5)									
6	BEVERIDGE Nic	AUS	PTWC1	+0:00	1:05:11	+6:55														
			Swim	Split Time (Rk)	12:31 (1)															12:31 (1)
				Race Time (Rk)	12:31 (1)															
			T1	Split Time (Rk)	1:29 (8)															1:29 (8)
				Race Time (Rk)	14:00 (1)															
			Bike	Split Time (Rk)	2:52 (9)	3:07 (8)	3:52 (8)	3:02 (=7)	3:51 (8)	3:02 (7)	3:48 (6)	3:02 (7)	3:50 (7)							37:27 (8)
				Race Time (Rk)	16:52 (3)	19:59 (3)	23:51 (5)	26:53 (5)	30:44 (5)	33:46 (5)	37:34 (6)	40:36 (7)	44:26 (7)							
				Split Time (Rk)	3:03 (7)	3:58 (8)														
				Race Time (Rk)	47:29 (7)	51:27 (7)														
			T2	Split Time (Rk)	0:48 (7)															0:48 (7)
				Race Time (Rk)	52:15 (7)															
			Run	Split Time (Rk)	2:49 (6)	2:05 (=7)	1:09 (7)	2:04 (=6)	1:09 (6)	2:05 (=5)	1:35 (=5)									12:56 (6)
				Race Time (Rk)	55:04 (7)	57:09 (7)	58:18 (7)	1:00:22 (7)	1:01:31 (7)	1:03:36 (7)	1:05:11 (6)									



Race Analysis

Analyse de la course

Rk	Name	NPC Code	Sport Class	Segment													
	Swim			750m													
	T1			out													
	Bike			1.5km	3.4km	5.2km	7.0km	8.9km	10.8km	12.6km	14.4km	16.3km					
	T2			18.1km	20.0km												
	Run			out													
	Run			1.1km	1.8km	2.4km	3.0km	3.7km	4.3km	5.0km							
7	ZOUINKHI Fethi	TUN	PTWC1	+0:00	1:05:49	+7:33											
	Swim	Split Time (Rk)		13:29 (4)													13:29 (4)
		Race Time (Rk)		13:29 (4)													
	T1	Split Time (Rk)		1:16 (7)													1:16 (7)
		Race Time (Rk)		14:45 (4)													
	Bike	Split Time (Rk)		2:39 (6)	3:03 (7)	3:47 (7)	3:02 (=7)	3:46 (7)	3:16 (9)	3:49 (7)	3:08 (8)	3:54 (8)					37:26 (7)
		Race Time (Rk)		17:24 (4)	20:27 (5)	24:14 (6)	27:16 (6)	31:02 (6)	34:18 (8)	38:07 (8)	41:15 (8)	45:09 (8)					
		Split Time (Rk)		3:07 (8)	3:55 (7)												
		Race Time (Rk)		48:16 (8)	52:11 (8)												
	T2	Split Time (Rk)		0:51 (=8)													0:51 (=8)
		Race Time (Rk)		53:02 (8)													
	Run	Split Time (Rk)		2:41 (4)	1:56 (4)	1:08 (6)	2:04 (=6)	1:19 (9)	2:13 (9)	1:26 (3)							12:47 (5)
		Race Time (Rk)		55:43 (8)	57:39 (8)	58:47 (8)	1:00:51 (8)	1:02:10 (8)	1:04:23 (8)	1:05:49 (7)							
8	KIMURA Jumpei	JPN	PTWC1	+0:00	1:07:54	+9:38											
	Swim	Split Time (Rk)		13:40 (5)													13:40 (5)
		Race Time (Rk)		13:40 (5)													
	T1	Split Time (Rk)		1:10 (3)													1:10 (3)
		Race Time (Rk)		14:50 (5)													
	Bike	Split Time (Rk)		2:51 (8)	3:15 (9)	3:59 (9)	3:08 (9)	3:58 (9)	3:06 (8)	3:57 (8)	3:18 (9)	4:06 (9)					39:04 (9)
		Race Time (Rk)		17:41 (5)	20:56 (7)	24:55 (8)	28:03 (9)	32:01 (9)	35:07 (9)	39:04 (9)	42:22 (9)	46:28 (9)					
		Split Time (Rk)		3:14 (9)	4:12 (9)												
		Race Time (Rk)		49:42 (9)	53:54 (9)												
	T2	Split Time (Rk)		0:41 (4)													0:41 (4)
		Race Time (Rk)		54:35 (9)													
	Run	Split Time (Rk)		3:03 (=8)	2:07 (9)	1:10 (8)	2:07 (=8)	1:10 (=7)	2:07 (=7)	1:35 (=5)							13:19 (7)
		Race Time (Rk)		57:38 (9)	59:45 (9)	1:00:55 (9)	1:03:02 (9)	1:04:12 (9)	1:06:19 (9)	1:07:54 (8)							
9	SANBORN Howie	USA	PTWC1	+0:00	1:09:41	+11:25											
	Swim	Split Time (Rk)		14:24 (9)													14:24 (9)
		Race Time (Rk)		14:24 (9)													
	T1	Split Time (Rk)		1:36 (9)													1:36 (9)
		Race Time (Rk)		16:00 (9)													
	Bike	Split Time (Rk)		2:41 (7)	2:52 (5)	3:33 (5)	2:45 (4)	3:31 (4)	2:42 (4)	3:26 (4)	2:45 (3)	3:33 (4)					34:06 (4)
		Race Time (Rk)		18:41 (9)	21:33 (9)	25:06 (9)	27:51 (8)	31:22 (8)	34:04 (7)	37:30 (5)	40:15 (5)	43:48 (5)					
		Split Time (Rk)		2:43 (3)	3:35 (3)												
		Race Time (Rk)		46:31 (5)	50:06 (5)												
	T2	Split Time (Rk)		0:46 (6)													0:46 (6)
		Race Time (Rk)		50:52 (5)													
	Run	Split Time (Rk)		3:03 (=8)	2:04 (6)	1:07 (5)	2:02 (5)	1:06 (=4)	2:05 (=5)	7:22 (9)							18:49 (9)
		Race Time (Rk)		53:55 (5)	55:59 (5)	57:06 (6)	59:08 (6)	1:00:14 (6)	1:02:19 (6)	1:09:41 (9)							



Race Analysis

Analyse de la course

Rk	Name	NPC Code	Sport Class								Segment			
			Swim	750m										
			T1	out										
			Bike	1.5km	3.4km	5.2km	7.0km	8.9km	10.8km	12.6km	14.4km	16.3km		
			T2	18.1km	20.0km									
			Run	out										
				1.1km	1.8km	2.4km	3.0km	3.7km	4.3km	5.0km				

Rk	Name	NPC Code	Sport Class	+0:00	DSQ								Segment	
	ROMELE Giuseppe	ITA	PTWC1	+0:00	DSQ									
			Swim	Split Time (Rk)	11:31									11:31
				Race Time (Rk)	11:31									
			T1	Split Time (Rk)	1:23									1:23
				Race Time (Rk)	12:54									
			Bike	Split Time (Rk)	2:36	2:56	3:44	2:49	3:40	2:50	3:43	2:51	3:36	35:21
				Race Time (Rk)	15:30	18:26	22:10	24:59	28:39	31:29	35:12	38:03	41:39	
				Split Time (Rk)	2:52	3:44								
				Race Time (Rk)	44:31	48:15								
			T2	Split Time (Rk)	0:36									0:36
				Race Time (Rk)	48:51									
			Run	Split Time (Rk)	2:56	2:06	1:12	2:06	1:32	2:03	1:39			13:34
				Race Time (Rk)	51:47	53:53	55:05	57:11	58:43	1:00:46	1:02:25			

Participants						Air Temperature [°C]	Water Temperature [°C]	Wetsuit Allowed
Entries / NPCs	Finished	DNF	DSQ	DNS	DQB			
10/8	9	0	1	0	0	18.5	21.1	Yes

Legend:		
= Equal sign indicates that two or more athletes share the same secondary rank	DNF Did Not Finish	DNF Did Not Finish
DNS Did Not Start	DQB Disqualified for unsportsmanlike behaviour	DSQ Disqualified
Rk Rank	T Transition	



Pont Alexandre III

Pont Alexandre III

MON 2 SEP 2024

Start Time 8:15

Para Triathlon

Para triathlon

Men's PTWC

Para triathlon - hommes PTWC



Race Facts

Faits de la course

Segment	Lap	Facts	Athletes Involved	NPC Code
Transition 1		Disqualified for riding through transition	127 ROMELE Giuseppe	ITA





Environmental Data Summary

Données environnementales

	30 minutes before Start	At Start Time	30 minutes after Start	At End Time
Weather	Few Clouds	Few Clouds	Few Clouds	Few Clouds
Rainfall (mm/h)	0.0	0.0	0.0	0.0
Wind Direction / Speed (m/s)	SW / 1.1	SSW / 1.2	S / 1.5	S / 1.5
Heat Stress Indicator (WBGT) (°C)	16.8	17.3	20.7	20.7
Air Temperature (°C)	18.5	19.1	19.3	19.3
Relative Humidity (%)	86.0	85.0	82.0	82.0
Water Temperature (°C)	21.1	21.1	21.1	21.1
Air Quality Index	Good	Good	Good	Good
Water Quality	Good	Good	Good	Good

Legend:			
-	Information not available	E	East
N	North	NE	North-East
NW	North-West	ppm	Parts per million
SSE	South-South-East	SSW	South-South-West
WNW	West-North-West	WSW	West-South-West
		ENE	East-North-East
		NNE	North-North-East
		S	South
		SW	South-West
		ESE	East-South-East
		NNW	North-North-West
		SE	South-East
		W	West





Medallists

Médaillé(e)s

Medal	Name	NPC
GOLD	PLAT Jetze	NED - Netherlands
SILVER	BRUNGRABER Florian	AUT - Austria
BRONZE	SCHIPPER Geert	NED - Netherlands



Start List

Liste de départ

Race Number	Name	NPC Code	Date of Birth	Sport Class	PQR	Notes
222	LAHNA Mohamed	USA	11 MAR 1982	PTS2	1	
223	MORSINK Maurits	NED	29 JAN 1991	PTS2	2	
224	BARR Mark	USA	24 AUG 1986	PTS2	3	
225	RIBSTEIN Jules	FRA	3 NOV 1986	PTS2	4	
226	MORALES Lionel	ESP	14 FEB 1973	PTS2	5	
227	de PAEPE Wim	BEL	3 JAN 1985	PTS2	6	
228	WERSY Geoffrey	FRA	13 SEP 1991	PTS2	7	
229	GOODMAN Thomas	AUS	24 SEP 1990	PTS2	9	
230	VALORI Gianluca	ITA	6 JUN 1974	PTS2	10	
231	PATINO GIRALDO Juan Esteban	COL	1 JUL 1993	PTS2	12	

Entries / NPCs	Course information		
	Swim (750m)	Bike (20.0km)	Run (5.0km)
10/8	1 lap of 750m	1 Connection 1.5km + 5 laps of 3.7km	1 Connection 1.1km + 3 laps of 1.3km

Legend:
PQR Paralympic Qualification Ranking



Results
R sultats

Rank	Race No.	Name	NPC Code	Sport Class	Swim (750m) 1 Lap	T1	Bike (20.0km) 5 Laps	T2	Run (5.0km) 2 Laps	Total Time	Time Diff.
1	225	RIBSTEIN Jules	FRA	PTS2	11:01 (2)	12:15 (1) 1:14 (1)	44:55 (1) 32:40 (2)	45:57 (1) 1:02 (5)	19:50 (3)	1:05:47	
2	222	LAHNA Mohamed	USA	PTS2	12:09 (5)	13:24 (4) 1:15 (2)	46:24 (3) 33:00 (3)	47:16 (3) 0:52 (3)	20:02 (4)	1:07:18	+1:31
3	224	BARR Mark	USA	PTS2	10:46 (1)	12:29 (3) 1:43 (6)	46:47 (4) 34:18 (6)	47:45 (4) 0:58 (4)	19:48 (2)	1:07:33	+1:46
4	223	MORSINK Maurits	NED	PTS2	16:40 (7)	18:11 (7) 1:31 (5)	50:19 (6) 32:08 (1)	50:59 (6) 0:40 (2)	17:28 (1)	1:08:27	+2:40
5	227	de PAEPE Wim	BEL	PTS2	11:06 (3)	12:23 (2) 1:17 (=3)	45:57 (2) 33:34 (4)	47:13 (2) 1:16 (7)	22:03 (8)	1:09:16	+3:29
6	226	MORALES Lionel	ESP	PTS2	11:47 (4)	13:59 (5) 2:12 (8)	48:08 (5) 34:09 (5)	49:22 (5) 1:14 (6)	20:59 (5)	1:10:21	+4:34
7	228	WERSY Geoffrey	FRA	PTS2	16:16 (6)	17:33 (6) 1:17 (=3)	53:18 (7) 35:45 (7)	55:36 (7) 2:18 (9)	21:23 (6)	1:16:59	+11:12
8	230	VALORI Gianluca	ITA	PTS2	17:37 (8)	20:02 (8) 2:25 (9)	56:03 (8) 36:01 (8)	56:29 (8) 0:26 (1)	23:10 (9)	1:19:39	+13:52
9	229	GOODMAN Thomas	AUS	PTS2	19:05 (9)	21:09 (9) 2:04 (7)	57:58 (9) 36:49 (9)	59:15 (9) 1:17 (8)	21:57 (7)	1:21:12	+15:25
	231	PATINO GIRALDO JE	COL	PTS2	12:31	14:03 1:32	52:00 37:57	53:20 1:20	21:30	DSQ	DSQ

Participants						Air Temperature [°C]	Water Temperature [°C]	Wetsuit Allowed
Entries / NPCs	Finished	DNF	DSQ	DNS	DQB			
10/8	9	0	1	0	0	18.5	21.1	Yes

IF Delegates:	NIKOPOULOS Thanos (GRE) PATTI Laura (ITA) MOLINA VAZQUEZ Felix (MEX)	Competition Jury:	NIKOPOULOS Thanos (GRE) ALEXANDER Debbie (RSA) SAINT JEAN Bernard (FRA)
Head Referees:	HOUGH Duncan (GBR) MOK Rebecca (HKG)	Medical Delegate:	PEDRO Angele (POR)

Legend:	= Equal sign indicates that two or more athletes share the same secondary rank	Diff.	Difference
DNF	Did Not Finish	DNS	Did Not Start
DSQ	Disqualified	DQB	Disqualified for unsportsmanlike behaviour
	No. Number	T	Transition



Race Analysis

Analyse de la course

Course information									
Swim (750m)	Bike (20.0km)				Run (5.0km)				
1 lap of 750m	1 Connection 1.5km + 5 laps of 3.7km				1 Connection 1.1km + 3 laps of 1.3km				

Rk	Name	NPC Code	Sport Class		Segment
----	------	----------	-------------	--	---------

Swim	750m								
	T1	out							
Bike	1.5km	3.4km	5.2km	7.0km	8.9km	10.8km	12.6km	14.4km	16.3km
	18.1km	20.0km							
T2	out								
Run	1.1km	1.8km	2.4km	3.0km	3.7km	4.3km	5.0km		

1	RIBSTEIN Jules	FRA	PTS2	1:05:47	
----------	-----------------------	-----	------	----------------	--

Swim	Split Time (Rk)	11:01 (2)								11:01 (2)	
	Race Time (Rk)	11:01 (2)									
T1	Split Time (Rk)	1:14 (1)								1:14 (1)	
	Race Time (Rk)	12:15 (1)									
Bike	Split Time (Rk)	2:45 (5)	2:38 (2)	3:21 (=1)	2:35 (2)	3:23 (2)	2:36 (2)	3:19 (2)	2:34 (2)	3:22 (2)	32:40 (2)
	Race Time (Rk)	15:00 (1)	17:38 (1)	20:59 (1)	23:34 (1)	26:57 (1)	29:33 (1)	32:52 (1)	35:26 (1)	38:48 (1)	
	Split Time (Rk)	2:37 (2)	3:30 (=2)								
	Race Time (Rk)	41:25 (1)	44:55 (1)								
T2	Split Time (Rk)	1:02 (5)								1:02 (5)	
	Race Time (Rk)	45:57 (1)									
Run	Split Time (Rk)	4:19 (2)	3:05 (2)	1:50 (=2)	3:10 (4)	1:53 (=3)	3:10 (4)	2:23 (2)			19:50 (3)
	Race Time (Rk)	50:16 (1)	53:21 (1)	55:11 (1)	58:21 (1)	1:00:14 (1)	1:03:24 (1)	1:05:47 (1)			

2	LAHNA Mohamed	USA	PTS2	1:07:18 +1:31	
----------	----------------------	-----	------	----------------------	--

Swim	Split Time (Rk)	12:09 (5)								12:09 (5)	
	Race Time (Rk)	12:09 (5)									
T1	Split Time (Rk)	1:15 (2)								1:15 (2)	
	Race Time (Rk)	13:24 (4)									
Bike	Split Time (Rk)	2:42 (4)	2:39 (3)	3:24 (3)	2:39 (3)	3:26 (4)	2:38 (3)	3:20 (3)	2:36 (3)	3:25 (3)	33:00 (3)
	Race Time (Rk)	16:06 (4)	18:45 (4)	22:09 (4)	24:48 (4)	28:14 (4)	30:52 (4)	34:12 (4)	36:48 (3)	40:13 (3)	
	Split Time (Rk)	2:41 (3)	3:30 (=2)								
	Race Time (Rk)	42:54 (3)	46:24 (3)								
T2	Split Time (Rk)	0:52 (3)								0:52 (3)	
	Race Time (Rk)	47:16 (3)									
Run	Split Time (Rk)	4:20 (3)	3:12 (4)	1:53 (5)	3:08 (3)	1:53 (=3)	3:07 (=2)	2:29 (4)			20:02 (4)
	Race Time (Rk)	51:36 (2)	54:48 (2)	56:41 (2)	59:49 (2)	1:01:42 (2)	1:04:49 (2)	1:07:18 (2)			

3	BARR Mark	USA	PTS2	1:07:33 +1:46	
----------	------------------	-----	------	----------------------	--

Swim	Split Time (Rk)	10:46 (1)								10:46 (1)	
	Race Time (Rk)	10:46 (1)									
T1	Split Time (Rk)	1:43 (6)								1:43 (6)	
	Race Time (Rk)	12:29 (3)									
Bike	Split Time (Rk)	2:40 (3)	2:46 (=6)	3:34 (5)	2:47 (=5)	3:34 (6)	2:46 (6)	3:32 (6)	2:44 (=4)	3:31 (=5)	34:18 (6)
	Race Time (Rk)	15:09 (3)	17:55 (3)	21:29 (3)	24:16 (3)	27:50 (3)	30:36 (3)	34:08 (3)	36:52 (4)	40:23 (4)	
	Split Time (Rk)	2:46 (=5)	3:38 (=4)								
	Race Time (Rk)	43:09 (4)	46:47 (4)								
T2	Split Time (Rk)	0:58 (4)								0:58 (4)	
	Race Time (Rk)	47:45 (4)									
Run	Split Time (Rk)	4:22 (4)	3:07 (3)	1:50 (=2)	3:06 (2)	1:51 (2)	3:07 (=2)	2:25 (3)			19:48 (2)
	Race Time (Rk)	52:07 (4)	55:14 (3)	57:04 (3)	1:00:10 (3)	1:02:01 (3)	1:05:08 (3)	1:07:33 (3)			



Race Analysis

Analyse de la course

Rk	Name	NPC Code	Sport Class	Segment
----	------	----------	-------------	---------

Swim	750m								
T1	out								
Bike	1.5km	3.4km	5.2km	7.0km	8.9km	10.8km	12.6km	14.4km	16.3km
T2	18.1km	20.0km							
T2	out								
Run	1.1km	1.8km	2.4km	3.0km	3.7km	4.3km	5.0km		

4	MORSINK Maurits	NED	PTS2	1:08:27	+2:40
---	-----------------	-----	------	---------	-------

Swim	Split Time (Rk)	16:40 (7)								16:40 (7)	
	Race Time (Rk)	16:40 (7)									
T1	Split Time (Rk)	1:31 (5)								1:31 (5)	
	Race Time (Rk)	18:11 (7)									
Bike	Split Time (Rk)	2:37 (1)	2:34 (1)	3:21 (=1)	2:34 (1)	3:18 (1)	2:35 (1)	3:17 (1)	2:32 (1)	3:19 (1)	32:08 (1)
	Race Time (Rk)	20:48 (7)	23:22 (7)	26:43 (6)	29:17 (6)	32:35 (6)	35:10 (6)	38:27 (6)	40:59 (6)	44:18 (6)	
	Split Time (Rk)	2:36 (1)	3:25 (1)								
	Race Time (Rk)	46:54 (6)	50:19 (6)								
T2	Split Time (Rk)	0:40 (2)									0:40 (2)
	Race Time (Rk)	50:59 (6)									
Run	Split Time (Rk)	3:44 (1)	2:46 (1)	1:36 (1)	2:48 (1)	1:38 (1)	2:44 (1)	2:12 (1)			17:28 (1)
	Race Time (Rk)	54:43 (6)	57:29 (6)	59:05 (5)	1:01:53 (5)	1:03:31 (5)	1:06:15 (4)	1:08:27 (4)			

5	de PAEPE Wim	BEL	PTS2	1:09:16	+3:29
---	--------------	-----	------	---------	-------

Swim	Split Time (Rk)	11:06 (3)									11:06 (3)
	Race Time (Rk)	11:06 (3)									
T1	Split Time (Rk)	1:17 (=3)									1:17 (=3)
	Race Time (Rk)	12:23 (2)									
Bike	Split Time (Rk)	2:39 (2)	2:41 (4)	3:25 (4)	2:41 (4)	3:24 (3)	2:41 (=4)	3:25 (4)	2:44 (=4)	3:31 (=5)	33:34 (4)
	Race Time (Rk)	15:02 (2)	17:43 (2)	21:08 (2)	23:49 (2)	27:13 (2)	29:54 (2)	33:19 (2)	36:03 (2)	39:34 (2)	
	Split Time (Rk)	2:45 (4)	3:38 (=4)								
	Race Time (Rk)	42:19 (2)	45:57 (2)								
T2	Split Time (Rk)	1:16 (7)									1:16 (7)
	Race Time (Rk)	47:13 (2)									
Run	Split Time (Rk)	4:46 (8)	3:23 (7)	2:04 (8)	3:26 (7)	2:05 (8)	3:31 (6)	2:48 (8)			22:03 (8)
	Race Time (Rk)	51:59 (3)	55:22 (4)	57:26 (4)	1:00:52 (4)	1:02:57 (4)	1:06:28 (5)	1:09:16 (5)			

6	MORALES Lionel	ESP	PTS2	1:10:21	+4:34
---	----------------	-----	------	---------	-------

Swim	Split Time (Rk)	11:47 (4)									11:47 (4)
	Race Time (Rk)	11:47 (4)									
T1	Split Time (Rk)	2:12 (8)									2:12 (8)
	Race Time (Rk)	13:59 (5)									
Bike	Split Time (Rk)	2:50 (6)	2:42 (5)	3:36 (=6)	2:47 (=5)	3:28 (5)	2:41 (=4)	3:27 (5)	2:44 (=4)	3:30 (4)	34:09 (5)
	Race Time (Rk)	16:49 (5)	19:31 (5)	23:07 (5)	25:54 (5)	29:22 (5)	32:03 (5)	35:30 (5)	38:14 (5)	41:44 (5)	
	Split Time (Rk)	2:46 (=5)	3:38 (=4)								
	Race Time (Rk)	44:30 (5)	48:08 (5)								
T2	Split Time (Rk)	1:14 (6)									1:14 (6)
	Race Time (Rk)	49:22 (5)									
Run	Split Time (Rk)	4:33 (=5)	3:19 (6)	1:56 (6)	3:19 (5)	1:57 (5)	3:19 (5)	2:36 (5)			20:59 (5)
	Race Time (Rk)	53:55 (5)	57:14 (5)	59:10 (6)	1:02:29 (6)	1:04:26 (6)	1:07:45 (6)	1:10:21 (6)			



Race Analysis

Analyse de la course

Rk	Name	NPC Code	Sport Class	Segment										
			Swim	750m										
			T1	out										
			Bike	1.5km	3.4km	5.2km	7.0km	8.9km	10.8km	12.6km	14.4km	16.3km		
				18.1km	20.0km									
			T2	out										
			Run	1.1km	1.8km	2.4km	3.0km	3.7km	4.3km	5.0km				
7	WERSY Geoffrey	FRA	PTS2	1:16:59 +11:12										
			Swim	Split Time (Rk)	16:16 (6)								16:16 (6)	
				Race Time (Rk)	16:16 (6)									
			T1	Split Time (Rk)	1:17 (=3)								1:17 (=3)	
				Race Time (Rk)	17:33 (6)									
			Bike	Split Time (Rk)	2:55 (9)	2:46 (=6)	3:36 (=6)	2:50 (7)	3:36 (7)	2:52 (=7)	3:41 (8)	2:50 (7)	3:43 (=7)	35:45 (7)
				Race Time (Rk)	20:28 (6)	23:14 (6)	26:50 (7)	29:40 (7)	33:16 (7)	36:08 (7)	39:49 (7)	42:39 (7)	46:22 (7)	
				Split Time (Rk)	2:55 (=7)	4:01 (8)								
				Race Time (Rk)	49:17 (7)	53:18 (7)								
			T2	Split Time (Rk)	2:18 (9)								2:18 (9)	
				Race Time (Rk)	55:36 (7)									
			Run	Split Time (Rk)	4:33 (=5)	3:15 (5)	1:52 (4)	3:23 (6)	2:03 (6)	3:32 (7)	2:45 (7)		21:23 (6)	
				Race Time (Rk)	1:00:09 (7)	1:03:24 (7)	1:05:16 (7)	1:08:39 (7)	1:10:42 (7)	1:14:14 (7)	1:16:59 (7)			
8	VALORI Gianluca	ITA	PTS2	1:19:39 +13:52										
			Swim	Split Time (Rk)	17:37 (8)								17:37 (8)	
				Race Time (Rk)	17:37 (8)									
			T1	Split Time (Rk)	2:25 (9)								2:25 (9)	
				Race Time (Rk)	20:02 (8)									
			Bike	Split Time (Rk)	2:52 (8)	2:56 (9)	3:47 (9)	2:56 (9)	3:40 (8)	2:52 (=7)	3:39 (7)	2:57 (8)	3:43 (=7)	36:01 (8)
				Race Time (Rk)	22:54 (8)	25:50 (8)	29:37 (8)	32:33 (8)	36:13 (8)	39:05 (8)	42:44 (8)	45:41 (8)	49:24 (8)	
				Split Time (Rk)	2:55 (=7)	3:44 (7)								
				Race Time (Rk)	52:19 (8)	56:03 (8)								
			T2	Split Time (Rk)	0:26 (1)								0:26 (1)	
				Race Time (Rk)	56:29 (8)									
			Run	Split Time (Rk)	4:58 (9)	3:37 (9)	2:07 (9)	3:39 (9)	2:10 (9)	3:46 (9)	2:53 (9)		23:10 (9)	
				Race Time (Rk)	1:01:27 (8)	1:05:04 (8)	1:07:11 (8)	1:10:50 (8)	1:13:00 (8)	1:16:46 (8)	1:19:39 (8)			
9	GOODMAN Thomas	AUS	PTS2	1:21:12 +15:25										
			Swim	Split Time (Rk)	19:05 (9)								19:05 (9)	
				Race Time (Rk)	19:05 (9)									
			T1	Split Time (Rk)	2:04 (7)								2:04 (7)	
				Race Time (Rk)	21:09 (9)									
			Bike	Split Time (Rk)	2:51 (7)	2:54 (8)	3:43 (8)	2:54 (8)	3:47 (9)	2:57 (9)	3:49 (9)	3:01 (9)	3:47 (9)	36:49 (9)
				Race Time (Rk)	24:00 (9)	26:54 (9)	30:37 (9)	33:31 (9)	37:18 (9)	40:15 (9)	44:04 (9)	47:05 (9)	50:52 (9)	
				Split Time (Rk)	3:01 (9)	4:05 (9)								
				Race Time (Rk)	53:53 (9)	57:58 (9)								
			T2	Split Time (Rk)	1:17 (8)								1:17 (8)	
				Race Time (Rk)	59:15 (9)									
			Run	Split Time (Rk)	4:37 (7)	3:29 (8)	2:02 (7)	3:29 (8)	2:04 (7)	3:33 (8)	2:43 (6)		21:57 (7)	
				Race Time (Rk)	1:03:52 (9)	1:07:21 (9)	1:09:23 (9)	1:12:52 (9)	1:14:56 (9)	1:18:29 (9)	1:21:12 (9)			



Race Analysis

Analyse de la course

Rk	Name	NPC Code	Sport Class		Segment
			Swim	750m	
			T1	out	
			Bike	1.5km 3.4km 5.2km 7.0km 8.9km 10.8km 12.6km 14.4km 16.3km	
			T2	out	
			Run	1.1km 1.8km 2.4km 3.0km 3.7km 4.3km 5.0km	

PATINO GIRALDO Juan Esteban	COL	PTS2	DSQ		
				12:31	12:31
				12:31	
				1:32	1:32
				14:03	
				2:52 2:53 3:44 2:58 3:54 4:04 4:02 2:58 3:42	37:57
				16:55 19:48 23:32 26:30 30:24 34:28 38:30 41:28 45:10	
				3:00 3:50	
				48:10 52:00	
				1:20	1:20
				53:20	
				4:52 3:17 2:07 3:16 1:58 3:21 2:39	21:30
				58:12 1:01:29 1:03:36 1:06:52 1:08:50 1:12:11 1:14:50	

Participants						Air Temperature [°C]	Water Temperature [°C]	Wetsuit Allowed
Entries / NPCs	Finished	DNF	DSQ	DNS	DQB			
10/8	9	0	1	0	0	18.5	21.1	Yes

Legend:		
= Equal sign indicates that two or more athletes share the same secondary rank	DNF Did Not Finish	
DNS Did Not Start	DQB Disqualified for unsportsmanlike behaviour	DSQ Disqualified
Rk Rank	T Transition	



Pont Alexandre III

Pont Alexandre III

MON 2 SEP 2024

Start Time 9:30

Para Triathlon

Para triathlon

Men's PTS2

Para triathlon - hommes PTS2



Race Facts

Faits de la course

Segment	Lap	Facts	Athletes Involved	NPC Code
Transition 2		Disqualification because of cycling inside the Transition Area.	231 PATINO GIRALDO Juan Esteban	COL
Transition 2		10 second penalty for placing equipment outside the box.	224 BARR Mark	USA



Environmental Data Summary

Données environnementales

	30 minutes before Start	At Start Time	30 minutes after Start	At End Time
Weather	Few Clouds	Few Clouds	Sunny Intervals	Partly Cloudy
Rainfall (mm/h)	0.0	0.0	0.0	0.0
Wind Direction / Speed (m/s)	SSW / 1.2	S / 1.5	S / 2.9	S / 2.9
Heat Stress Indicator (WBGT) (°C)	18.9	19.3	19.4	20.6
Air Temperature (°C)	20.3	20.7	21.9	22.7
Relative Humidity (%)	83.0	82.0	81.0	73.0
Water Temperature (°C)	21.1	21.1	21.1	21.1
Air Quality Index	Good	Good	Good	Good
Water Quality	Good	Good	Good	Good

Legend:			
-	Information not available	E	East
N	North	NE	North-East
NW	North-West	ppm	Parts per million
SSE	South-South-East	SSW	South-South-West
WNW	West-North-West	WSW	West-South-West
		ENE	East-North-East
		NNE	North-North-East
		S	South
		SW	South-West
		ESE	East-South-East
		NNW	North-North-West
		SE	South-East
		W	West



Medallists

Médaillé(e)s

Medal	Name	NPC
GOLD	RIBSTEIN Jules	FRA - France
SILVER	LAHNA Mohamed	USA - United States of America
BRONZE	BARR Mark	USA - United States of America



Start List

Liste de départ

Race Number	Name	NPC Code	Date of Birth	Sport Class	PQR	Notes
323	MOLINA Daniel	ESP	15 SEP 1974	PTS3	1	
324	van der BURGT Nico	NED	25 NOV 1983	PTS3	2	
325	GELHAAR Max	GER	26 SEP 1997	PTS3	3	
326	DENUZIERE Cedric	FRA	29 JUN 1989	PTS3	4	
327	URAND Henry	GBR	31 AUG 2002	PTS3	5	
328	GODFREY Justin	AUS	2 JUL 1974	PTS3	6	
329	HERTER Michael	FRA	10 FEB 1986	PTS3	7	
330	LARDON FERRER Diego	ESP	23 MAY 1984	PTS3	8	
331	KIM Hwang Tae	KOR	14 JAN 1977	PTS3	9	
332	AL HUSSEIN Ibrahim	RPT	23 SEP 1988	PTS3	12	
333	CHEBOTAREV Viktor	NPA	17 SEP 1993	PTS3	15	

Entries / NPCs	Course information		
	Swim (750m)	Bike (20.0km)	Run (5.0km)
11/9	1 lap of 750m	1 Connection 1.5km + 5 laps of 3.7km	1 Connection 1.1km + 3 laps of 1.3km

Legend: PQR Paralympic Qualification Ranking
--



Results
Résultats

Rank	Race No.	Name	NPC Code	Sport Class	Swim (750m) 1 Lap	T1	Bike (20.0km) 5 Laps	T2	Run (5.0km) 2 Laps	Total Time	Time Diff.
1	323	MOLINA Daniel	ESP	PTS3	11:22 (1)	12:45 (1) 1:23 (4)	47:36 (3) 34:51 (6)	48:39 (3) 1:03 (9)	19:26 (1)	1:08:05	
2	325	GELHAAR Max	GER	PTS3	11:44 (4)	13:08 (3) 1:24 (5)	46:49 (1) 33:41 (3)	47:48 (1) 0:59 (7)	20:55 (3)	1:08:43	+0:38
3	324	van der BURGT Nico	NED	PTS3	11:26 (2)	12:55 (2) 1:29 (7)	46:55 (2) 34:00 (4)	47:53 (2) 0:58 (6)	21:31 (6)	1:09:24	+1:19
4	327	URAND Henry	GBR	PTS3	15:49 (8)	16:59 (8) 1:10 (2)	49:54 (6) 32:55 (2)	50:55 (6) 1:01 (8)	19:29 (2)	1:10:24	+2:19 1P
5	326	DENUZIERE Cedric	FRA	PTS3	12:49 (5)	14:20 (5) 1:31 (8)	48:51 (4) 34:31 (5)	49:32 (4) 0:41 (1)	21:02 (4)	1:10:34	+2:29
6	332	AL HUSSEIN Ibrahim	RPT	PTS3	11:35 (3)	13:29 (4) 1:54 (10)	49:30 (5) 36:01 (9)	50:14 (5) 0:44 (2)	22:20 (8)	1:12:34	+4:29 1P
7	330	LARDON FERRER D	ESP	PTS3	16:52 (9)	18:06 (9) 1:14 (3)	50:54 (7) 32:48 (1)	51:45 (7) 0:51 (=3)	22:29 (9)	1:14:14	+6:09
8	333	CHEBOTAREV Viktor	NPA	PTS3	13:54 (6)	15:20 (6) 1:26 (6)	53:49 (9) 38:29 (11)	54:40 (9) 0:51 (=3)	21:58 (7)	1:16:38	+8:33
9	329	HERTER Michael	FRA	PTS3	14:36 (7)	16:19 (7) 1:43 (9)	51:48 (8) 35:29 (=7)	52:52 (8) 1:04 (10)	24:27 (10)	1:17:19	+9:14
10	331	KIM Hwang Tae	KOR	PTS3	24:58 (11)	26:04 (11) 1:06 (1)	1:01:33 (11) 35:29 (=7)	1:02:42 (11) 1:09 (11)	21:19 (5)	1:24:01	+15:56
11	328	GODFREY Justin	AUS	PTS3	17:15 (10)	19:30 (10) 2:15 (11)	56:24 (10) 36:54 (10)	57:19 (10) 0:55 (5)	35:30 (11)	1:32:49	+24:44

Participants						Air Temperature [°C]	Water Temperature [°C]	Wetsuit Allowed
Entries / NPCs	Finished	DNF	DSQ	DNS	DQB			
11/9	11	0	0	0	0	18.5	21.1	Yes

IF Delegates:	NIKOPOULOS Thanos (GRE) PATTI Laura (ITA) MOLINA VAZQUEZ Felix (MEX)	Competition Jury:	NIKOPOULOS Thanos (GRE) ALEXANDER Debbie (RSA) SAINT JEAN Bernard (FRA)
Head Referees:	HOUGH Duncan (GBR) MOK Rebecca (HKG)	Medical Delegate:	PEDRO Angele (POR)

Legend:	= Equal sign indicates that two or more athletes share the same secondary rank	Diff. Difference
DNF Did Not Finish	DNS Did Not Start	DQB Disqualified for unsportsmanlike behaviour
DSQ Disqualified	No. Number	T Transition
		xP x 10 second Penalty



Race Analysis

Analyse de la course

Course information									
Swim (750m)	Bike (20.0km)					Run (5.0km)			
1 lap of 750m	1 Connection 1.5km + 5 laps of 3.7km					1 Connection 1.1km + 3 laps of 1.3km			

Rk	Name	NPC Code	Sport Class		Segment
----	------	----------	-------------	--	---------

Swim	750m								
	out								
Bike	1.5km	3.4km	5.2km	7.0km	8.9km	10.8km	12.6km	14.4km	16.3km
	18.1km	20.0km							
T2	out								
Run	1.1km	1.8km	2.4km	3.0km	3.7km	4.3km	5.0km		

1	MOLINA Daniel	ESP	PTS3	1:08:05	
----------	----------------------	-----	------	----------------	--

Swim	Split Time (Rk)	11:22 (1)								11:22 (1)	
	Race Time (Rk)	11:22 (1)									
T1	Split Time (Rk)	1:23 (4)								1:23 (4)	
	Race Time (Rk)	12:45 (1)									
Bike	Split Time (Rk)	2:46 (=6)	2:48 (=6)	3:30 (5)	2:43 (=4)	3:36 (=5)	2:48 (6)	3:39 (9)	2:51 (7)	3:38 (6)	34:51 (6)
	Race Time (Rk)	15:31 (1)	18:19 (2)	21:49 (3)	24:32 (3)	28:08 (3)	30:56 (3)	34:35 (3)	37:26 (3)	41:04 (3)	
	Split Time (Rk)	2:49 (6)	3:43 (6)								
T2	Race Time (Rk)	43:53 (3)	47:36 (3)								
	Split Time (Rk)	1:03 (9)									1:03 (9)
Run	Race Time (Rk)	48:39 (3)									
	Split Time (Rk)	4:04 (1)	2:55 (1)	1:48 (=1)	3:03 (=1)	1:49 (1)	3:06 (2)	2:41 (6)			19:26 (1)
	Race Time (Rk)	52:43 (3)	55:38 (1)	57:26 (1)	1:00:29 (1)	1:02:18 (1)	1:05:24 (1)	1:08:05 (1)			

2	GELHAAR Max	GER	PTS3	1:08:43 +0:38	
----------	--------------------	-----	------	----------------------	--

Swim	Split Time (Rk)	11:44 (4)								11:44 (4)	
	Race Time (Rk)	11:44 (4)									
T1	Split Time (Rk)	1:24 (5)								1:24 (5)	
	Race Time (Rk)	13:08 (3)									
Bike	Split Time (Rk)	2:32 (1)	2:39 (3)	3:25 (3)	2:41 (3)	3:30 (=3)	2:43 (=4)	3:31 (4)	2:44 (=3)	3:33 (=3)	33:41 (3)
	Race Time (Rk)	15:40 (3)	18:19 (3)	21:44 (2)	24:25 (1)	27:55 (1)	30:38 (1)	34:09 (1)	36:53 (1)	40:26 (1)	
	Split Time (Rk)	2:45 (=3)	3:38 (3)								
T2	Race Time (Rk)	43:11 (1)	46:49 (1)								
	Split Time (Rk)	0:59 (7)									0:59 (7)
Run	Race Time (Rk)	47:48 (1)									
	Split Time (Rk)	4:37 (6)	3:15 (4)	1:57 (4)	3:16 (3)	1:58 (3)	3:19 (=4)	2:33 (3)			20:55 (3)
	Race Time (Rk)	52:25 (1)	55:40 (2)	57:37 (2)	1:00:53 (2)	1:02:51 (2)	1:06:10 (2)	1:08:43 (2)			

3	van der BURGT Nico	NED	PTS3	1:09:24 +1:19	
----------	---------------------------	-----	------	----------------------	--

Swim	Split Time (Rk)	11:26 (2)								11:26 (2)	
	Race Time (Rk)	11:26 (2)									
T1	Split Time (Rk)	1:29 (7)								1:29 (7)	
	Race Time (Rk)	12:55 (2)									
Bike	Split Time (Rk)	2:39 (4)	2:41 (4)	3:28 (4)	2:43 (=4)	3:30 (=3)	2:43 (=4)	3:32 (5)	2:44 (=3)	3:33 (=3)	34:00 (4)
	Race Time (Rk)	15:34 (2)	18:15 (1)	21:43 (1)	24:26 (2)	27:56 (2)	30:39 (2)	34:11 (2)	36:55 (2)	40:28 (2)	
	Split Time (Rk)	2:45 (=3)	3:42 (5)								
T2	Race Time (Rk)	43:13 (2)	46:55 (2)								
	Split Time (Rk)	0:58 (6)									0:58 (6)
Run	Race Time (Rk)	47:53 (2)									
	Split Time (Rk)	4:43 (7)	3:22 (6)	1:59 (6)	3:23 (6)	2:01 (=5)	3:26 (6)	2:37 (4)			21:31 (6)
	Race Time (Rk)	52:36 (2)	55:58 (3)	57:57 (3)	1:01:20 (3)	1:03:21 (3)	1:06:47 (3)	1:09:24 (3)			



Race Analysis

Analyse de la course

Rk	Name	NPC Code	Sport Class	Segment										
			Swim	750m										
			T1	out										
			Bike	1.5km	3.4km	5.2km	7.0km	8.9km	10.8km	12.6km	14.4km	16.3km		
			T2	18.1km	20.0km									
			Run	out										
			Run	1.1km	1.8km	2.4km	3.0km	3.7km	4.3km	5.0km				
4	URAND Henry	GBR	PTS3	1:10:24	+2:19	1P								
			Swim	Split Time (Rk)	15:49 (8)								15:49 (8)	
				Race Time (Rk)	15:49 (8)									
			T1	Split Time (Rk)	1:10 (2)								1:10 (2)	
				Race Time (Rk)	16:59 (8)									
			Bike	Split Time (Rk)	2:36 (3)	2:38 (2)	3:21 (=1)	2:39 (2)	3:23 (=1)	2:41 (=2)	3:23 (2)	2:40 (=1)	3:24 (1)	32:55 (2)
				Race Time (Rk)	19:35 (7)	22:13 (7)	25:34 (7)	28:13 (6)	31:36 (6)	34:17 (6)	37:40 (6)	40:20 (6)	43:44 (6)	
				Split Time (Rk)	2:41 (1)	3:29 (1)								
				Race Time (Rk)	46:25 (6)	49:54 (6)								
			T2	Split Time (Rk)	1:01 (8)								1:01 (8)	
				Race Time (Rk)	50:55 (6)									
			Run	Split Time (Rk)	4:19 (3)	3:12 (3)	1:48 (=1)	3:03 (=1)	1:50 (2)	3:00 (1)	2:17 (1)		19:29 (2)	
				Race Time (Rk)	55:14 (6)	58:26 (5)	1:00:14 (5)	1:03:17 (5)	1:05:07 (5)	1:08:07 (5)	1:10:24 (4)			
5	DENUZIERE Cedric	FRA	PTS3	1:10:34	+2:29									
			Swim	Split Time (Rk)	12:49 (5)								12:49 (5)	
				Race Time (Rk)	12:49 (5)									
			T1	Split Time (Rk)	1:31 (8)								1:31 (8)	
				Race Time (Rk)	14:20 (5)									
			Bike	Split Time (Rk)	2:46 (=6)	2:45 (5)	3:39 (7)	2:47 (6)	3:36 (=5)	2:41 (=2)	3:29 (3)	2:46 (5)	3:36 (5)	34:31 (5)
				Race Time (Rk)	17:06 (5)	19:51 (5)	23:30 (5)	26:17 (5)	29:53 (5)	32:34 (4)	36:03 (4)	38:49 (4)	42:25 (4)	
				Split Time (Rk)	2:46 (5)	3:40 (4)								
				Race Time (Rk)	45:11 (4)	48:51 (4)								
			T2	Split Time (Rk)	0:41 (1)								0:41 (1)	
				Race Time (Rk)	49:32 (4)									
			Run	Split Time (Rk)	4:36 (=4)	3:18 (5)	1:58 (5)	3:21 (5)	2:00 (4)	3:19 (=4)	2:30 (2)		21:02 (4)	
				Race Time (Rk)	54:08 (4)	57:26 (4)	59:24 (4)	1:02:45 (4)	1:04:45 (4)	1:08:04 (4)	1:10:34 (5)			
6	AL HUSSEIN Ibrahim	RPT	PTS3	1:12:34	+4:29									
			Swim	Split Time (Rk)	11:35 (3)								11:35 (3)	
				Race Time (Rk)	11:35 (3)									
			T1	Split Time (Rk)	1:54 (10)								1:54 (10)	
				Race Time (Rk)	13:29 (4)									
			Bike	Split Time (Rk)	2:57 (9)	2:55 (=9)	3:48 (10)	2:55 (10)	3:42 (9)	2:51 (=8)	3:38 (8)	2:54 (=8)	3:39 (7)	36:01 (9)
				Race Time (Rk)	16:26 (4)	19:21 (4)	23:09 (4)	26:04 (4)	29:46 (4)	32:37 (5)	36:15 (5)	39:09 (5)	42:48 (5)	
				Split Time (Rk)	2:54 (=7)	3:48 (8)								
				Race Time (Rk)	45:42 (5)	49:30 (5)								
			T2	Split Time (Rk)	0:44 (2)								0:44 (2)	
				Race Time (Rk)	50:14 (5)									
			Run	Split Time (Rk)	4:49 (8)	3:29 (8)	2:16 (10)	3:27 (7)	2:04 (8)	3:33 (=7)	2:42 (7)		22:20 (8)	
				Race Time (Rk)	55:03 (5)	58:32 (6)	1:00:48 (6)	1:04:15 (6)	1:06:19 (6)	1:09:52 (6)	1:12:34 (6)			



Race Analysis

Analyse de la course

Rk	Name	NPC Code	Sport Class	Segment
----	------	----------	-------------	---------

Swim	750m								
T1	out								
Bike	1.5km	3.4km	5.2km	7.0km	8.9km	10.8km	12.6km	14.4km	16.3km
	18.1km	20.0km							
T2	out								
Run	1.1km	1.8km	2.4km	3.0km	3.7km	4.3km	5.0km		

7	LARDON FERRER Diego	ESP	PTS3	1:14:14	+6:09
---	---------------------	-----	------	---------	-------

Swim	Split Time (Rk)	16:52 (9)								16:52 (9)	
	Race Time (Rk)	16:52 (9)									
T1	Split Time (Rk)	1:14 (3)								1:14 (3)	
	Race Time (Rk)	18:06 (9)									
Bike	Split Time (Rk)	2:34 (2)	2:36 (1)	3:21 (=1)	2:36 (1)	3:23 (=1)	2:37 (1)	3:21 (1)	2:40 (=1)	3:25 (2)	32:48 (1)
	Race Time (Rk)	20:40 (9)	23:16 (9)	26:37 (8)	29:13 (8)	32:36 (8)	35:13 (8)	38:34 (8)	41:14 (7)	44:39 (7)	
	Split Time (Rk)	2:42 (2)	3:33 (2)								
	Race Time (Rk)	47:21 (7)	50:54 (7)								
T2	Split Time (Rk)	0:51 (=3)									0:51 (=3)
	Race Time (Rk)	51:45 (7)									
Run	Split Time (Rk)	4:56 (9)	3:34 (9)	2:05 (8)	3:35 (9)	2:08 (9)	3:33 (=7)	2:38 (5)			22:29 (9)
	Race Time (Rk)	56:41 (7)	1:00:15 (7)	1:02:20 (7)	1:05:55 (7)	1:08:03 (7)	1:11:36 (7)	1:14:14 (7)			

8	CHEBOTAREV Viktor	NPA	PTS3	1:16:38	+8:33
---	-------------------	-----	------	---------	-------

Swim	Split Time (Rk)	13:54 (6)									13:54 (6)
	Race Time (Rk)	13:54 (6)									
T1	Split Time (Rk)	1:26 (6)									1:26 (6)
	Race Time (Rk)	15:20 (6)									
Bike	Split Time (Rk)	4:40 (11)	2:55 (=9)	3:47 (9)	2:54 (=8)	3:50 (11)	2:56 (10)	3:46 (11)	2:57 (11)	3:46 (11)	38:29 (11)
	Race Time (Rk)	20:00 (8)	22:55 (8)	26:42 (9)	29:36 (9)	33:26 (9)	36:22 (9)	40:08 (9)	43:05 (9)	46:51 (9)	
	Split Time (Rk)	2:59 (10)	3:59 (11)								
	Race Time (Rk)	49:50 (9)	53:49 (9)								
T2	Split Time (Rk)	0:51 (=3)									0:51 (=3)
	Race Time (Rk)	54:40 (9)									
Run	Split Time (Rk)	4:36 (=4)	3:25 (7)	2:04 (7)	3:31 (8)	2:02 (7)	3:37 (9)	2:43 (8)			21:58 (7)
	Race Time (Rk)	59:16 (9)	1:02:41 (9)	1:04:45 (9)	1:08:16 (9)	1:10:18 (8)	1:13:55 (8)	1:16:38 (8)			

9	HERTER Michael	FRA	PTS3	1:17:19	+9:14
---	----------------	-----	------	---------	-------

Swim	Split Time (Rk)	14:36 (7)									14:36 (7)
	Race Time (Rk)	14:36 (7)									
T1	Split Time (Rk)	1:43 (9)									1:43 (9)
	Race Time (Rk)	16:19 (7)									
Bike	Split Time (Rk)	2:47 (8)	2:48 (=6)	3:38 (6)	2:52 (7)	3:41 (8)	2:50 (7)	3:36 (7)	2:50 (6)	3:41 (8)	35:29 (=7)
	Race Time (Rk)	19:06 (6)	21:54 (6)	25:32 (6)	28:24 (7)	32:05 (7)	34:55 (7)	38:31 (7)	41:21 (8)	45:02 (8)	
	Split Time (Rk)	2:54 (=7)	3:52 (10)								
	Race Time (Rk)	47:56 (8)	51:48 (8)								
T2	Split Time (Rk)	1:04 (10)									1:04 (10)
	Race Time (Rk)	52:52 (8)									
Run	Split Time (Rk)	5:16 (10)	3:46 (10)	2:14 (9)	3:53 (10)	2:18 (10)	3:55 (10)	3:05 (9)			24:27 (10)
	Race Time (Rk)	58:08 (8)	1:01:54 (8)	1:04:08 (8)	1:08:01 (8)	1:10:19 (9)	1:14:14 (9)	1:17:19 (9)			



Race Analysis

Analyse de la course

Rk	Name	NPC Code	Sport Class	Segment
----	------	----------	-------------	---------

Swim	750m								
	T1	out							
Bike	1.5km	3.4km	5.2km	7.0km	8.9km	10.8km	12.6km	14.4km	16.3km
	T2	18.1km	20.0km						
Run	out								
	1.1km	1.8km	2.4km	3.0km	3.7km	4.3km	5.0km		

10	KIM Hwang Tae	KOR	PTS3	1:24:01	+15:56				
-----------	----------------------	------------	-------------	----------------	---------------	--	--	--	--

Swim	Split Time (Rk)	24:58 (11)								24:58 (11)	
	Race Time (Rk)	24:58 (11)									
T1	Split Time (Rk)	1:06 (1)								1:06 (1)	
	Race Time (Rk)	26:04 (11)									
Bike	Split Time (Rk)	2:40 (5)	2:51 (8)	3:40 (8)	2:54 (=8)	3:38 (7)	2:51 (=8)	3:34 (6)	2:54 (=8)	3:43 (=9)	35:29 (=7)
	Race Time (Rk)	28:44 (11)	31:35 (11)	35:15 (11)	38:09 (11)	41:47 (11)	44:38 (11)	48:12 (11)	51:06 (11)	54:49 (11)	
T2	Split Time (Rk)	2:58 (9)	3:46 (7)								
	Race Time (Rk)	57:47 (11)	1:01:33 (11)								
Run	Split Time (Rk)	1:09 (11)									1:09 (11)
	Race Time (Rk)	1:02:42 (11)									
Run	Split Time (Rk)	4:18 (2)	3:10 (2)	1:56 (3)	3:18 (4)	2:01 (=5)	3:15 (3)	3:21 (10)			21:19 (5)
	Race Time (Rk)	1:07:00 (11)	1:10:10 (10)	1:12:06 (10)	1:15:24 (10)	1:17:25 (10)	1:20:40 (10)	1:24:01 (10)			

11	GODFREY Justin	AUS	PTS3	1:32:49	+24:44				
-----------	-----------------------	------------	-------------	----------------	---------------	--	--	--	--

Swim	Split Time (Rk)	17:15 (10)									17:15 (10)
	Race Time (Rk)	17:15 (10)									
T1	Split Time (Rk)	2:15 (11)									2:15 (11)
	Race Time (Rk)	19:30 (10)									
Bike	Split Time (Rk)	3:05 (10)	3:02 (11)	3:55 (11)	2:56 (11)	3:44 (10)	2:57 (11)	3:44 (10)	2:56 (10)	3:43 (=9)	36:54 (10)
	Race Time (Rk)	22:35 (10)	25:37 (10)	29:32 (10)	32:28 (10)	36:12 (10)	39:09 (10)	42:53 (10)	45:49 (10)	49:32 (10)	
T2	Split Time (Rk)	3:01 (11)	3:51 (9)								
	Race Time (Rk)	52:33 (10)	56:24 (10)								
Run	Split Time (Rk)	0:55 (5)									0:55 (5)
	Race Time (Rk)	57:19 (10)									
Run	Split Time (Rk)	7:39 (11)	6:21 (11)	3:23 (11)	5:36 (11)	3:05 (11)	5:31 (11)	3:55 (11)			35:30 (11)
	Race Time (Rk)	1:04:58 (10)	1:11:19 (11)	1:14:42 (11)	1:20:18 (11)	1:23:23 (11)	1:28:54 (11)	1:32:49 (11)			

Participants						Air Temperature [°C]	Water Temperature [°C]	Wetsuit Allowed
Entries / NPCs	Finished	DNF	DSQ	DNS	DQB			
11/9	11	0	0	0	0	18.5	21.1	Yes

Legend:	= Equal sign indicates that two or more athletes share the same secondary rank	DNF Did Not Finish
DNS Did Not Start	DQB Disqualified for unsportsmanlike behaviour	DSQ Disqualified
Rk Rank	T Transition	xP x 10 second Penalty



Pont Alexandre III
Pont Alexandre III

MON 2 SEP 2024
Start Time 9:25

Para Triathlon
Para triathlon
Men's PTS3
Para triathlon - hommes PTS3



Race Facts

Faits de la course

Segment	Lap	Facts	Athletes Involved	NPC Code
Transition 1		10 second penalty for placing equipment outside the box.	332 AL HUSSEIN Ibrahim	RPT
Transition 2		10 second penalty for not dismounting prior to the dismount line.	327 URAND Henry	GBR
Run		10 second penalty served.	332 AL HUSSEIN Ibrahim	RPT
Run		10 second penalty served.	327 URAND Henry	GBR



Environmental Data Summary

Données environnementales

	30 minutes before Start	At Start Time	30 minutes after Start	At End Time
Weather	Few Clouds	Few Clouds	Sunny Intervals	Partly Cloudy
Rainfall (mm/h)	0.0	0.0	0.0	0.0
Wind Direction / Speed (m/s)	SSW / 1.2	S / 1.5	S / 2.9	S / 2.9
Heat Stress Indicator (WBGT) (°C)	18.9	19.3	19.4	20.6
Air Temperature (°C)	20.3	20.7	21.9	22.7
Relative Humidity (%)	83.0	82.0	81.0	73.0
Water Temperature (°C)	21.1	21.1	21.1	21.1
Air Quality Index	Good	Good	Good	Good
Water Quality	Good	Good	Good	Good

Legend:

- Information not available

N North

NW North-West

SSE South-South-East

WNW West-North-West

E East

NE North-East

ppm Parts per million

SSW South-South-West

WSW West-South-West

ENE East-North-East

NNE North-North-East

S South

SW South-West

ESE East-South-East

NNW North-North-West

SE South-East

W West



Medallists

Médaillé(e)s

Medal	Name	NPC
GOLD	MOLINA Daniel	ESP - Spain
SILVER	GELHAAR Max	GER - Germany
BRONZE	van der BURGT Nico	NED - Netherlands



Start List

Liste de départ

Race Number	Name	NPC Code	Date of Birth	Sport Class	PQR	Notes
424	HANQUINQUANT Alexis	FRA	28 DEC 1985	PTS4	1	
425	CLOUGH Carson	USA	10 FEB 1994	PTS4	2	
426	BAELE Pierre-Antoine	FRA	2 JAN 1992	PTS4	3	
427	TAYLOR Michael	GBR	9 DEC 1995	PTS4	4	
428	FRANKO Antonio	CRO	9 NOV 1992	PTS4	5	
429	RIUDAVETS VICTORY Nil	ESP	3 APR 1996	PTS4	6	
430	PEACOCK Jeremy	AUS	23 JUN 1991	PTS4	7	
431	BERTHON Gregoire	FRA	28 JUN 1991	PTS4	8	
432	TWOMEY Liam	AUS	24 JAN 1994	PTS4	9	
433	McELVENNY Eric	USA	12 MAY 1983	PTS4	10	
434	JAKES Finley	GBR	12 SEP 1999	PTS4	11	
435	SANCHEZ PALOMERO Alejandro	ESP	6 NOV 1986	PTS4	12	
436	UDA Hideki	JPN	6 APR 1987	PTS4	13	

Entries / NPCs	Course information		
	Swim (750m)	Bike (20.0km)	Run (5.0km)
13/7	1 lap of 750m	1 Connection 1.5km + 5 laps of 3.7km	1 Connection 1.1km + 3 laps of 1.3km

Legend:
PQR Paralympic Qualification Ranking



Results

Résultats

Rank	Race No.	Name	NPC Code	Sport Class	Swim (750m) 1 Lap	T1	Bike (20.0km) 5 Laps	T2	Run (5.0km) 2 Laps	Total Time	Time Diff.
1	424	HANQUINQUANT A	FRA	PTS4	9:35 (1)	10:59 (1) 1:24 (13)	40:47 (1) 29:48 (1)	41:20 (1) 0:33 (=3)	16:41 (2)	58:01	
2	425	CLOUGH Carson	USA	PTS4	10:42 (4)	11:49 (4) 1:07 (4)	42:54 (3) 31:05 (2)	43:24 (3) 0:30 (2)	17:23 (3)	1:00:47	+2:46
3	429	RIUDAVETS VICTORY	ESP	PTS4	11:20 (8)	12:11 (8) 0:51 (1)	44:03 (6) 31:52 (5)	44:39 (6) 0:36 (=6)	16:31 (1)	1:01:10	+3:09
4	426	BAELE Pierre-Antoine	FRA	PTS4	10:49 (6)	12:02 (6) 1:13 (=9)	43:14 (5) 31:12 (4)	43:42 (4) 0:28 (1)	17:43 (4)	1:01:25	+3:24
5	431	BERTHON Gregoire	FRA	PTS4	10:38 (3)	11:36 (3) 0:58 (2)	42:44 (2) 31:08 (3)	43:21 (2) 0:37 (9)	19:42 (12)	1:03:03	+5:02
6	427	TAYLOR Michael	GBR	PTS4	9:47 (2)	11:00 (2) 1:13 (=9)	43:09 (4) 32:09 (6)	43:45 (5) 0:36 (=6)	19:21 (10)	1:03:06	+5:05
7	428	FRANKO Antonio	CRO	PTS4	10:51 (7)	12:10 (7) 1:19 (12)	45:12 (7) 33:02 (11)	45:47 (7) 0:35 (5)	18:44 (6)	1:04:31	+6:30
8	430	PEACOCK Jeremy	AUS	PTS4	11:42 (9)	12:42 (9) 1:00 (3)	45:25 (9) 32:43 (9)	45:58 (8) 0:33 (=3)	19:03 (9)	1:05:01	+7:00
9	433	McELVENNY Eric	USA	PTS4	11:52 (11)	13:07 (11) 1:15 (11)	45:39 (10) 32:32 (8)	46:48 (11) 1:09 (13)	18:58 (8)	1:05:46	+7:45
10	435	SANCHEZ PALOMERO A	ESP	PTS4	11:48 (10)	13:00 (10) 1:12 (=7)	45:50 (11) 32:50 (10)	46:26 (10) 0:36 (=6)	19:38 (11)	1:06:04	+8:03
11	434	JAKES Finley	GBR	PTS4	11:58 (12)	13:10 (12) 1:12 (=7)	46:38 (12) 33:28 (13)	47:22 (12) 0:44 (10)	18:46 (7)	1:06:08	+8:07
12	436	UDA Hideki	JPN	PTS4	14:07 (13)	15:18 (13) 1:11 (=5)	47:37 (13) 32:19 (7)	48:31 (13) 0:54 (12)	18:31 (5)	1:07:02	+9:01
13	432	TWOMEY Liam	AUS	PTS4	10:45 (5)	11:56 (5) 1:11 (=5)	45:16 (8) 33:20 (12)	46:04 (9) 0:48 (11)	21:55 (13)	1:07:59	+9:58

Participants						Air Temperature [°C]	Water Temperature [°C]	Wetsuit Allowed
Entries / NPCs	Finished	DNF	DSQ	DNS	DQB			
13/7	13	0	0	0	0	18.5	21.1	Yes

IF Delegates:	NIKOPOULOS Thanos (GRE) PATTI Laura (ITA) MOLINA VAZQUEZ Felix (MEX)	Competition Jury:	NIKOPOULOS Thanos (GRE) ALEXANDER Debbie (RSA) SAINT JEAN Bernard (FRA)
Head Referees:	HOUGH Duncan (GBR) MOK Rebecca (HKG)	Medical Delegate:	PEDRO Angele (POR)

Legend:	= Equal sign indicates that two or more athletes share the same secondary rank	Diff.	Difference
DNF	Did Not Finish	DNS	Did Not Start
DSQ	Disqualified	No.	Number
		DQB	Disqualified for unsportsmanlike behaviour
		T	Transition



Race Analysis

Analyse de la course

Course information									
Swim (750m)	Bike (20.0km)				Run (5.0km)				
1 lap of 750m	1 Connection 1.5km + 5 laps of 3.7km				1 Connection 1.1km + 3 laps of 1.3km				

Rk	Name	NPC Code	Sport Class							Segment
----	------	----------	-------------	--	--	--	--	--	--	---------

Swim	750m								
	out								
Bike	1.5km	3.4km	5.2km	7.0km	8.9km	10.8km	12.6km	14.4km	16.3km
	18.1km	20.0km							
T2	out								
Run	1.1km	1.8km	2.4km	3.0km	3.7km	4.3km	5.0km		

1	HANQUINQUANT Alexis	FRA	PTS4	58:01						
----------	---------------------	-----	------	--------------	--	--	--	--	--	--

Swim	Split Time (Rk)	9:35 (1)								9:35 (1)	
	Race Time (Rk)	9:35 (1)									
T1	Split Time (Rk)	1:24 (13)								1:24 (13)	
	Race Time (Rk)	10:59 (1)									
Bike	Split Time (Rk)	2:16 (1)	2:23 (1)	3:02 (1)	2:24 (1)	3:03 (1)	2:25 (1)	3:05 (1)	2:25 (1)	3:06 (1)	29:48 (1)
	Race Time (Rk)	13:15 (1)	15:38 (1)	18:40 (1)	21:04 (1)	24:07 (1)	26:32 (1)	29:37 (1)	32:02 (1)	35:08 (1)	
	Split Time (Rk)	2:26 (1)	3:13 (1)								
	Race Time (Rk)	37:34 (1)	40:47 (1)								
T2	Split Time (Rk)	0:33 (=3)								0:33 (=3)	
	Race Time (Rk)	41:20 (1)									
Run	Split Time (Rk)	3:32 (1)	2:32 (1)	1:31 (1)	2:33 (1)	1:31 (2)	2:38 (2)	2:24 (10)			16:41 (2)
	Race Time (Rk)	44:52 (1)	47:24 (1)	48:55 (1)	51:28 (1)	52:59 (1)	55:37 (1)	58:01 (1)			

2	CLOUGH Carson	USA	PTS4	1:00:47 +2:46						
----------	---------------	-----	------	----------------------	--	--	--	--	--	--

Swim	Split Time (Rk)	10:42 (4)								10:42 (4)	
	Race Time (Rk)	10:42 (4)									
T1	Split Time (Rk)	1:07 (4)								1:07 (4)	
	Race Time (Rk)	11:49 (4)									
Bike	Split Time (Rk)	2:25 (=3)	2:31 (3)	3:12 (3)	2:31 (3)	3:11 (4)	2:29 (3)	3:14 (6)	2:30 (3)	3:14 (4)	31:05 (2)
	Race Time (Rk)	14:14 (4)	16:45 (4)	19:57 (4)	22:28 (4)	25:39 (4)	28:08 (3)	31:22 (3)	33:52 (3)	37:06 (3)	
	Split Time (Rk)	2:30 (2)	3:18 (2)								
	Race Time (Rk)	39:36 (3)	42:54 (3)								
T2	Split Time (Rk)	0:30 (2)								0:30 (2)	
	Race Time (Rk)	43:24 (3)									
Run	Split Time (Rk)	3:48 (3)	2:42 (3)	1:37 (=3)	2:47 (3)	1:36 (3)	2:48 (4)	2:05 (2)			17:23 (3)
	Race Time (Rk)	47:12 (2)	49:54 (2)	51:31 (2)	54:18 (2)	55:54 (2)	58:42 (2)	1:00:47 (2)			

3	RIUDAVETS VICTORY Nil	ESP	PTS4	1:01:10 +3:09						
----------	-----------------------	-----	------	----------------------	--	--	--	--	--	--

Swim	Split Time (Rk)	11:20 (8)								11:20 (8)	
	Race Time (Rk)	11:20 (8)									
T1	Split Time (Rk)	0:51 (1)								0:51 (1)	
	Race Time (Rk)	12:11 (8)									
Bike	Split Time (Rk)	2:25 (=3)	2:33 (4)	3:15 (4)	2:36 (5)	3:17 (=5)	2:37 (8)	3:19 (7)	2:33 (5)	3:16 (=5)	31:52 (5)
	Race Time (Rk)	14:36 (7)	17:09 (6)	20:24 (6)	23:00 (6)	26:17 (6)	28:54 (6)	32:13 (6)	34:46 (6)	38:02 (6)	
	Split Time (Rk)	2:35 (=5)	3:26 (=5)								
	Race Time (Rk)	40:37 (6)	44:03 (6)								
T2	Split Time (Rk)	0:36 (=6)								0:36 (=6)	
	Race Time (Rk)	44:39 (6)									
Run	Split Time (Rk)	3:41 (2)	2:40 (2)	1:33 (2)	2:36 (2)	1:30 (1)	2:35 (1)	1:56 (1)			16:31 (1)
	Race Time (Rk)	48:20 (6)	51:00 (5)	52:33 (5)	55:09 (4)	56:39 (4)	59:14 (3)	1:01:10 (3)			



Race Analysis

Analyse de la course

Rk	Name	NPC Code	Sport Class	Segment
----	------	----------	-------------	---------

Swim	750m								
T1	out								
Bike	1.5km	3.4km	5.2km	7.0km	8.9km	10.8km	12.6km	14.4km	16.3km
	18.1km	20.0km							
T2	out								
Run	1.1km	1.8km	2.4km	3.0km	3.7km	4.3km	5.0km		

4	BAELE Pierre-Antoine	FRA	PTS4	1:01:25	+3:24
---	----------------------	-----	------	---------	-------

Swim	Split Time (Rk)	10:49 (6)								10:49 (6)	
	Race Time (Rk)	10:49 (6)									
T1	Split Time (Rk)	1:13 (=9)								1:13 (=9)	
	Race Time (Rk)	12:02 (6)									
Bike	Split Time (Rk)	2:21 (2)	2:34 (5)	3:17 (=5)	2:32 (4)	3:09 (=2)	2:32 (4)	3:12 (3)	2:32 (4)	3:12 (=2)	31:12 (4)
	Race Time (Rk)	14:23 (5)	16:57 (5)	20:14 (5)	22:46 (5)	25:55 (5)	28:27 (5)	31:39 (5)	34:11 (5)	37:23 (5)	
	Split Time (Rk)	2:31 (3)	3:20 (3)								
	Race Time (Rk)	39:54 (5)	43:14 (5)								
T2	Split Time (Rk)	0:28 (1)									0:28 (1)
	Race Time (Rk)	43:42 (4)									
Run	Split Time (Rk)	3:57 (4)	2:46 (4)	1:37 (=3)	2:49 (4)	1:38 (4)	2:45 (3)	2:11 (3)			17:43 (4)
	Race Time (Rk)	47:39 (4)	50:25 (3)	52:02 (3)	54:51 (3)	56:29 (3)	59:14 (4)	1:01:25 (4)			

5	BERTHON Gregoire	FRA	PTS4	1:03:03	+5:02
---	------------------	-----	------	---------	-------

Swim	Split Time (Rk)	10:38 (3)									10:38 (3)
	Race Time (Rk)	10:38 (3)									
T1	Split Time (Rk)	0:58 (2)									0:58 (2)
	Race Time (Rk)	11:36 (3)									
Bike	Split Time (Rk)	2:27 (=5)	2:27 (2)	3:10 (2)	2:29 (2)	3:09 (=2)	2:28 (2)	3:13 (=4)	2:27 (2)	3:16 (=5)	31:08 (3)
	Race Time (Rk)	14:03 (3)	16:30 (3)	19:40 (3)	22:09 (2)	25:18 (2)	27:46 (2)	30:59 (2)	33:26 (2)	36:42 (2)	
	Split Time (Rk)	2:35 (=5)	3:27 (7)								
	Race Time (Rk)	39:17 (2)	42:44 (2)								
T2	Split Time (Rk)	0:37 (9)									0:37 (9)
	Race Time (Rk)	43:21 (2)									
Run	Split Time (Rk)	4:13 (=9)	3:03 (=10)	1:51 (12)	3:09 (12)	1:52 (12)	3:07 (12)	2:27 (11)			19:42 (12)
	Race Time (Rk)	47:34 (3)	50:37 (4)	52:28 (4)	55:37 (5)	57:29 (5)	1:00:36 (5)	1:03:03 (5)			

6	TAYLOR Michael	GBR	PTS4	1:03:06	+5:05
---	----------------	-----	------	---------	-------

Swim	Split Time (Rk)	9:47 (2)									9:47 (2)
	Race Time (Rk)	9:47 (2)									
T1	Split Time (Rk)	1:13 (=9)									1:13 (=9)
	Race Time (Rk)	11:00 (2)									
Bike	Split Time (Rk)	2:33 (9)	2:37 (=7)	3:21 (9)	2:40 (=9)	3:21 (=7)	2:38 (9)	3:13 (=4)	2:37 (=7)	3:12 (=2)	32:09 (6)
	Race Time (Rk)	13:33 (2)	16:10 (2)	19:31 (2)	22:11 (3)	25:32 (3)	28:10 (4)	31:23 (4)	34:00 (4)	37:12 (4)	
	Split Time (Rk)	2:34 (4)	3:23 (4)								
	Race Time (Rk)	39:46 (4)	43:09 (4)								
T2	Split Time (Rk)	0:36 (=6)									0:36 (=6)
	Race Time (Rk)	43:45 (5)									
Run	Split Time (Rk)	4:26 (12)	3:04 (12)	1:48 (10)	3:02 (10)	1:48 (10)	3:00 (=8)	2:13 (4)			19:21 (10)
	Race Time (Rk)	48:11 (5)	51:15 (6)	53:03 (6)	56:05 (6)	57:53 (6)	1:00:53 (6)	1:03:06 (6)			



Race Analysis

Analyse de la course

Rk	Name	NPC Code	Sport Class	Segment						
----	------	----------	-------------	---------	--	--	--	--	--	--

Swim	750m								
T1	out								
Bike	1.5km	3.4km	5.2km	7.0km	8.9km	10.8km	12.6km	14.4km	16.3km
	18.1km	20.0km							
T2	out								
Run	1.1km	1.8km	2.4km	3.0km	3.7km	4.3km	5.0km		

7	FRANKO Antonio	CRO	PTS4	1:04:31	+6:30				
----------	-----------------------	------------	-------------	----------------	--------------	--	--	--	--

Swim	Split Time (Rk)	10:51 (7)								10:51 (7)	
	Race Time (Rk)	10:51 (7)									
T1	Split Time (Rk)	1:19 (12)								1:19 (12)	
	Race Time (Rk)	12:10 (7)									
Bike	Split Time (Rk)	2:31 (8)	2:42 (13)	3:25 (12)	2:43 (13)	3:23 (=10)	2:41 (=12)	3:24 (=10)	2:39 (=11)	3:24 (=9)	33:02 (11)
	Race Time (Rk)	14:41 (8)	17:23 (8)	20:48 (8)	23:31 (8)	26:54 (8)	29:35 (8)	32:59 (8)	35:38 (8)	39:02 (8)	
	Split Time (Rk)	2:40 (=8)	3:30 (8)								
	Race Time (Rk)	41:42 (7)	45:12 (7)								
T2	Split Time (Rk)	0:35 (5)								0:35 (5)	
	Race Time (Rk)	45:47 (7)									
Run	Split Time (Rk)	4:12 (8)	2:54 (=5)	1:45 (=7)	2:55 (5)	1:44 (6)	2:54 (5)	2:20 (8)		18:44 (6)	
	Race Time (Rk)	49:59 (7)	52:53 (7)	54:38 (7)	57:33 (7)	59:17 (7)	1:02:11 (7)	1:04:31 (7)			

8	PEACOCK Jeremy	AUS	PTS4	1:05:01	+7:00				
----------	-----------------------	------------	-------------	----------------	--------------	--	--	--	--

Swim	Split Time (Rk)	11:42 (9)								11:42 (9)	
	Race Time (Rk)	11:42 (9)									
T1	Split Time (Rk)	1:00 (3)								1:00 (3)	
	Race Time (Rk)	12:42 (9)									
Bike	Split Time (Rk)	2:37 (13)	2:38 (9)	3:17 (=5)	2:37 (=6)	3:22 (9)	2:36 (=6)	3:22 (9)	2:37 (=7)	3:24 (=9)	32:43 (9)
	Race Time (Rk)	15:19 (9)	17:57 (9)	21:14 (9)	23:51 (9)	27:13 (9)	29:49 (9)	33:11 (9)	35:48 (9)	39:12 (9)	
	Split Time (Rk)	2:40 (=8)	3:33 (=9)								
	Race Time (Rk)	41:52 (9)	45:25 (9)								
T2	Split Time (Rk)	0:33 (=3)								0:33 (=3)	
	Race Time (Rk)	45:58 (8)									
Run	Split Time (Rk)	4:13 (=9)	3:01 (9)	1:47 (9)	2:59 (7)	1:46 (8)	3:00 (=8)	2:17 (5)		19:03 (9)	
	Race Time (Rk)	50:11 (8)	53:12 (8)	54:59 (8)	57:58 (8)	59:44 (8)	1:02:44 (8)	1:05:01 (8)			

9	McELVENNY Eric	USA	PTS4	1:05:46	+7:45				
----------	-----------------------	------------	-------------	----------------	--------------	--	--	--	--

Swim	Split Time (Rk)	11:52 (11)								11:52 (11)	
	Race Time (Rk)	11:52 (11)									
T1	Split Time (Rk)	1:15 (11)								1:15 (11)	
	Race Time (Rk)	13:07 (11)									
Bike	Split Time (Rk)	2:34 (10)	2:40 (10)	3:24 (=10)	2:40 (=9)	3:17 (=5)	2:35 (5)	3:11 (2)	2:36 (6)	3:21 (7)	32:32 (8)
	Race Time (Rk)	15:41 (11)	18:21 (11)	21:45 (11)	24:25 (11)	27:42 (11)	30:17 (11)	33:28 (10)	36:04 (10)	39:25 (10)	
	Split Time (Rk)	2:39 (7)	3:35 (12)								
	Race Time (Rk)	42:04 (10)	45:39 (10)								
T2	Split Time (Rk)	1:09 (13)								1:09 (13)	
	Race Time (Rk)	46:48 (11)									
Run	Split Time (Rk)	4:07 (7)	2:56 (7)	1:44 (=5)	3:01 (=8)	1:45 (7)	3:04 (10)	2:21 (9)		18:58 (8)	
	Race Time (Rk)	50:55 (10)	53:51 (10)	55:35 (10)	58:36 (9)	1:00:21 (9)	1:03:25 (9)	1:05:46 (9)			



Race Analysis

Analyse de la course

Rk	Name	NPC Code	Sport Class	Segment						
----	------	----------	-------------	---------	--	--	--	--	--	--

Swim	750m								
T1	out								
Bike	1.5km	3.4km	5.2km	7.0km	8.9km	10.8km	12.6km	14.4km	16.3km
	18.1km	20.0km							
T2	out								
Run	1.1km	1.8km	2.4km	3.0km	3.7km	4.3km	5.0km		

10	SANCHEZ PALOMERO Alejandro	ESP	PTS4	1:06:04	+8:03				
-----------	-----------------------------------	------------	-------------	----------------	--------------	--	--	--	--

Swim	Split Time (Rk)	11:48 (10)								11:48 (10)	
	Race Time (Rk)	11:48 (10)									
T1	Split Time (Rk)	1:12 (=7)								1:12 (=7)	
	Race Time (Rk)	13:00 (10)									
Bike	Split Time (Rk)	2:30 (7)	2:37 (=7)	3:19 (8)	2:39 (8)	3:23 (=10)	2:39 (10)	3:24 (=10)	2:37 (=7)	3:25 (11)	32:50 (10)
	Race Time (Rk)	15:30 (10)	18:07 (10)	21:26 (10)	24:05 (10)	27:28 (10)	30:07 (10)	33:31 (11)	36:08 (11)	39:33 (11)	
	Split Time (Rk)	2:41 (11)	3:36 (13)								
T2	Race Time (Rk)	42:14 (11)	45:50 (11)								
	Split Time (Rk)	0:36 (=6)									0:36 (=6)
Run	Race Time (Rk)	46:26 (10)									
	Split Time (Rk)	4:16 (11)	3:03 (=10)	1:50 (11)	3:05 (11)	1:50 (11)	3:05 (11)	2:29 (12)			19:38 (11)
	Race Time (Rk)	50:42 (9)	53:45 (9)	55:35 (9)	58:40 (10)	1:00:30 (10)	1:03:35 (10)	1:06:04 (10)			

11	JAKES Finley	GBR	PTS4	1:06:08	+8:07				
-----------	---------------------	------------	-------------	----------------	--------------	--	--	--	--

Swim	Split Time (Rk)	11:58 (12)								11:58 (12)	
	Race Time (Rk)	11:58 (12)									
T1	Split Time (Rk)	1:12 (=7)								1:12 (=7)	
	Race Time (Rk)	13:10 (12)									
Bike	Split Time (Rk)	2:35 (=11)	2:41 (=11)	3:29 (13)	2:42 (12)	3:27 (=12)	2:41 (=12)	3:25 (12)	2:41 (13)	3:31 (13)	33:28 (13)
	Race Time (Rk)	15:45 (12)	18:26 (12)	21:55 (12)	24:37 (12)	28:04 (12)	30:45 (12)	34:10 (12)	36:51 (12)	40:22 (12)	
	Split Time (Rk)	2:42 (12)	3:34 (11)								
T2	Race Time (Rk)	43:04 (12)	46:38 (12)								
	Split Time (Rk)	0:44 (10)									0:44 (10)
Run	Race Time (Rk)	47:22 (12)									
	Split Time (Rk)	4:00 (6)	2:58 (8)	1:45 (=7)	3:01 (=8)	1:47 (9)	2:57 (7)	2:18 (6)			18:46 (7)
	Race Time (Rk)	51:22 (12)	54:20 (11)	56:05 (11)	59:06 (11)	1:00:53 (11)	1:03:50 (11)	1:06:08 (11)			

12	UDA Hideki	JPN	PTS4	1:07:02	+9:01				
-----------	-------------------	------------	-------------	----------------	--------------	--	--	--	--

Swim	Split Time (Rk)	14:07 (13)								14:07 (13)	
	Race Time (Rk)	14:07 (13)									
T1	Split Time (Rk)	1:11 (=5)								1:11 (=5)	
	Race Time (Rk)	15:18 (13)									
Bike	Split Time (Rk)	2:27 (=5)	2:35 (6)	3:17 (=5)	2:37 (=6)	3:21 (=7)	2:36 (=6)	3:20 (8)	2:37 (=7)	3:23 (8)	32:19 (7)
	Race Time (Rk)	17:45 (13)	20:20 (13)	23:37 (13)	26:14 (13)	29:35 (13)	32:11 (13)	35:31 (13)	38:08 (13)	41:31 (13)	
	Split Time (Rk)	2:40 (=8)	3:26 (=5)								
T2	Race Time (Rk)	44:11 (13)	47:37 (13)								
	Split Time (Rk)	0:54 (12)									0:54 (12)
Run	Race Time (Rk)	48:31 (13)									
	Split Time (Rk)	3:59 (5)	2:54 (=5)	1:44 (=5)	2:57 (6)	1:43 (5)	2:55 (6)	2:19 (7)			18:31 (5)
	Race Time (Rk)	52:30 (13)	55:24 (13)	57:08 (13)	1:00:05 (13)	1:01:48 (12)	1:04:43 (12)	1:07:02 (12)			



Race Analysis

Analyse de la course

Rk	Name	NPC Code	Sport Class	Segment									
	Swim			750m									
	T1			out									
	Bike			1.5km	3.4km	5.2km	7.0km	8.9km	10.8km	12.6km	14.4km	16.3km	
	T2			18.1km	20.0km								
	Run			out									
	Run			1.1km	1.8km	2.4km	3.0km	3.7km	4.3km	5.0km			

13	TWOMEY Liam	AUS	PTS4	1:07:59	+9:58								
	Swim		Split Time (Rk)	10:45 (5)									10:45 (5)
			Race Time (Rk)	10:45 (5)									
	T1		Split Time (Rk)	1:11 (=5)									1:11 (=5)
			Race Time (Rk)	11:56 (5)									
	Bike		Split Time (Rk)	2:35 (=11)	2:41 (=11)	3:24 (=10)	2:40 (=9)	3:27 (=12)	2:40 (11)	3:27 (13)	2:39 (=11)	3:29 (12)	33:20 (12)
			Race Time (Rk)	14:31 (6)	17:12 (7)	20:36 (7)	23:16 (7)	26:43 (7)	29:23 (7)	32:50 (7)	35:29 (7)	38:58 (7)	
			Split Time (Rk)	2:45 (13)	3:33 (=9)								
			Race Time (Rk)	41:43 (8)	45:16 (8)								
	T2		Split Time (Rk)	0:48 (11)									0:48 (11)
			Race Time (Rk)	46:04 (9)									
	Run		Split Time (Rk)	4:53 (13)	3:24 (13)	2:01 (13)	3:26 (13)	2:03 (13)	3:29 (13)	2:39 (13)			21:55 (13)
			Race Time (Rk)	50:57 (11)	54:21 (12)	56:22 (12)	59:48 (12)	1:01:51 (13)	1:05:20 (13)	1:07:59 (13)			

Participants						Air Temperature [°C]	Water Temperature [°C]	Wetsuit Allowed
Entries / NPCs	Finished	DNF	DSQ	DNS	DQB			
13/7	13	0	0	0	0	18.5	21.1	Yes

Legend:	= Equal sign indicates that two or more athletes share the same secondary rank	DNF Did Not Finish
DNS Did Not Start	DQB Disqualified for unsportsmanlike behaviour	DSQ Disqualified
Rk Rank	T Transition	



Pont Alexandre III

Pont Alexandre III

MON 2 SEP 2024

Start Time 12:25

Para Triathlon

Para triathlon

Men's PTS4

Para triathlon - hommes PTS4



Race Facts

Faits de la course

Segment	Lap	Facts	Athletes Involved	NPC Code
Transition 2		10 second penalty for placing equipment outside the box.	431 BERTHON Gregoire	FRA
Transition 2		Time penalty removed	431 BERTHON Gregoire	FRA



Environmental Data Summary

Données environnementales

	30 minutes before Start	At Start Time	30 minutes after Start	At End Time
Weather	Partly Cloudy	Few Clouds	Few Clouds	Few Clouds
Rainfall (mm/h)	0.0	0.0	0.0	0.0
Wind Direction / Speed (m/s)	S / 3.6	S / 3.3	S / 3.3	SW / 4.2
Heat Stress Indicator (WBGT) (°C)	21.3	21.2	21.1	21.2
Air Temperature (°C)	23.4	23.7	23.7	23.7
Relative Humidity (%)	70.0	66.0	66.0	62.0
Water Temperature (°C)	21.7	21.7	21.7	21.7
Air Quality Index	Good	Good	Good	Good
Water Quality	Good	Good	Good	Good

Legend:

-	Information not available	E	East	ENE	East-North-East	ESE	East-South-East
N	North	NE	North-East	NNE	North-North-East	NNW	North-North-West
NW	North-West	ppm	Parts per million	S	South	SE	South-East
SSE	South-South-East	SSW	South-South-West	SW	South-West	W	West
WNW	West-North-West	WSW	West-South-West				



Medallists

Médaillé(e)s

Medal	Name	NPC
GOLD	HANQUINQUANT Alexis	FRA - France
SILVER	CLOUGH Carson	USA - United States of America
BRONZE	RIUDAVETS VICTORY Nil	ESP - Spain



Start List
Liste de départ

Race Number	Name	NPC Code	Date of Birth	Sport Class	PQR	Notes
525	DANIEL Stefan	CAN	22 FEB 1997	PTS5	1	
526	HAMMER Chris	USA	30 MAR 1986	PTS5	2	
527	SCHULZ Martin	GER	17 MAR 1990	PTS5	3	
528	CORDEIRO Ronan	BRA	10 AUG 1997	PTS5	4	
529	HOWELL Jack	AUS	28 FEB 2004	PTS5	5	
530	MOCSARI Bence	HUN	29 MAR 2000	PTS5	6	
531	BRYANT David	AUS	1 APR 1989	PTS5	7	
532	OZER Ugurcan	TUR	17 JUL 1998	PTS5	8	
533	MARQUES Filipe	POR	9 JUL 1998	PTS5	9	
534	RUIZ LOPEZ Jairo	ESP	26 NOV 1988	PTS5	10	

Entries / NPCs	Course information		
	Swim (750m)	Bike (20.0km)	Run (5.0km)
10/9	1 lap of 750m	1 Connection 1.5km + 5 laps of 3.7km	1 Connection 1.1km + 3 laps of 1.3km

Legend: PQR Paralympic Qualification Ranking
--



Results
R sultats

Rank	Race No.	Name	NPC Code	Sport Class	Swim (750m) 1 Lap	T1	Bike (20.0km) 5 Laps	T2	Run (5.0km) 2 Laps	Total Time	Time Diff.
1	526	HAMMER Chris	USA	PTS5	12:03 (8)	12:57 (8) 0:54 (=6)	42:03 (2) 29:06 (1)	42:45 (4) 0:42 (9)	15:59 (1)	58:44	
2	528	CORDEIRO Ronan	BRA	PTS5	10:52 (2)	11:35 (2) 0:43 (1)	42:06 (4) 30:31 (5)	42:37 (2) 0:31 (=1)	16:24 (2)	59:01	+0:17
3	527	SCHULZ Martin	GER	PTS5	11:27 (6)	12:19 (6) 0:52 (4)	41:54 (1) 29:35 (2)	42:34 (1) 0:40 (7)	16:45 (4)	59:19	+0:35
4	533	MARQUES Filipe	POR	PTS5	10:37 (1)	11:30 (1) 0:53 (5)	42:11 (5) 30:41 (6)	42:55 (5) 0:44 (10)	17:04 (5)	59:59	+1:15
5	530	MOCSARI Bence	HUN	PTS5	10:56 (4)	11:43 (3) 0:47 (2)	42:05 (3) 30:22 (3)	42:37 (3) 0:32 (=3)	17:26 (7)	1:00:03	+1:19
6	532	OZER Ugurcan	TUR	PTS5	11:32 (7)	12:30 (7) 0:58 (=8)	43:21 (7) 30:51 (7)	43:53 (7) 0:32 (=3)	17:24 (6)	1:01:17	+2:33
7	529	HOWELL Jack	AUS	PTS5	10:54 (3)	11:48 (4) 0:54 (=6)	43:08 (6) 31:20 (9)	43:49 (6) 0:41 (8)	18:32 (10)	1:02:21	+3:37
8	531	BRYANT David	AUS	PTS5	12:45 (10)	13:43 (10) 0:58 (=8)	44:10 (8) 30:27 (4)	44:42 (8) 0:32 (=3)	18:05 (8)	1:02:47	+4:03
9	534	RUIZ LOPEZ Jairo	ESP	PTS5	12:05 (9)	13:29 (9) 1:24 (10)	44:45 (9) 31:16 (8)	45:16 (9) 0:31 (=1)	18:14 (9)	1:03:30	+4:46
10	525	DANIEL Stefan	CAN	PTS5	11:24 (5)	12:13 (5) 0:49 (3)	46:50 (10) 34:37 (10)	47:26 (10) 0:36 (6)	16:32 (3)	1:03:58	+5:14

Participants						Air Temperature [°C]	Water Temperature [°C]	Wetsuit Allowed
Entries / NPCs	Finished	DNF	DSQ	DNS	DQB			
10/9	10	0	0	0	0	18.5	21.1	Yes

IF Delegates:	NIKOPOULOS Thanos (GRE) PATTI Laura (ITA) MOLINA VAZQUEZ Felix (MEX)	Competition Jury:	NIKOPOULOS Thanos (GRE) ALEXANDER Debbie (RSA) SAINT JEAN Bernard (FRA)
Head Referees:	HOUGH Duncan (GBR) MOK Rebecca (HKG)	Medical Delegate:	PEDRO Angele (POR)

Legend:	= Equal sign indicates that two or more athletes share the same secondary rank	Diff. Difference
DNF Did Not Finish	DNS Did Not Start	DQB Disqualified for unsportsmanlike behaviour
DSQ Disqualified	No. Number	T Transition



Race Analysis

Analyse de la course

Course information		
Swim (750m)	Bike (20.0km)	Run (5.0km)
1 lap of 750m	1 Connection 1.5km + 5 laps of 3.7km	1 Connection 1.1km + 3 laps of 1.3km

Rk	Name	NPC Code	Sport Class	Segment
----	------	----------	-------------	---------

Swim	750m									
	out									
Bike	1.5km	3.4km	5.2km	7.0km	8.9km	10.8km	12.6km	14.4km	16.3km	
	18.1km	20.0km								
T2	out									
Run	1.1km	1.8km	2.4km	3.0km	3.7km	4.3km	5.0km			

1	HAMMER Chris	USA	PTS5	58:44						
----------	---------------------	------------	-------------	--------------	--	--	--	--	--	--

Swim	Split Time (Rk)	12:03 (8)									12:03 (8)
	Race Time (Rk)	12:03 (8)									
T1	Split Time (Rk)	0:54 (=6)									0:54 (=6)
	Race Time (Rk)	12:57 (8)									
Bike	Split Time (Rk)	2:26 (=6)	2:22 (1)	3:00 (1)	2:22 (2)	2:57 (1)	2:21 (1)	2:58 (1)	2:21 (=1)	2:57 (1)	29:06 (1)
	Race Time (Rk)	15:23 (8)	17:45 (8)	20:45 (8)	23:07 (8)	26:04 (7)	28:25 (7)	31:23 (6)	33:44 (6)	36:41 (5)	
	Split Time (Rk)	2:19 (1)	3:03 (1)								
T2	Race Time (Rk)	39:00 (5)	42:03 (2)								
	Split Time (Rk)	0:42 (9)									0:42 (9)
Run	Race Time (Rk)	42:45 (4)									
	Split Time (Rk)	3:29 (1)	2:30 (1)	1:32 (2)	2:35 (=1)	1:28 (2)	2:29 (1)	1:56 (1)			15:59 (1)
	Race Time (Rk)	46:14 (2)	48:44 (1)	50:16 (1)	52:51 (1)	54:19 (1)	56:48 (1)	58:44 (1)			

2	CORDEIRO Ronan	BRA	PTS5	59:01	+0:17					
----------	-----------------------	------------	-------------	--------------	--------------	--	--	--	--	--

Swim	Split Time (Rk)	10:52 (2)									10:52 (2)
	Race Time (Rk)	10:52 (2)									
T1	Split Time (Rk)	0:43 (1)									0:43 (1)
	Race Time (Rk)	11:35 (2)									
Bike	Split Time (Rk)	2:16 (2)	2:36 (8)	3:12 (8)	2:25 (=3)	3:08 (6)	2:33 (9)	3:04 (6)	2:25 (=3)	3:08 (6)	30:31 (5)
	Race Time (Rk)	13:51 (2)	16:27 (1)	19:39 (2)	22:04 (1)	25:12 (1)	27:45 (2)	30:49 (3)	33:14 (2)	36:22 (3)	
	Split Time (Rk)	2:28 (4)	3:16 (=4)								
T2	Race Time (Rk)	38:50 (3)	42:06 (4)								
	Split Time (Rk)	0:31 (=1)									0:31 (=1)
Run	Race Time (Rk)	42:37 (2)									
	Split Time (Rk)	3:36 (3)	2:32 (2)	1:31 (1)	2:36 (3)	1:27 (1)	2:37 (2)	2:05 (=4)			16:24 (2)
	Race Time (Rk)	46:13 (1)	48:45 (2)	50:16 (2)	52:52 (2)	54:19 (2)	56:56 (2)	59:01 (2)			

3	SCHULZ Martin	GER	PTS5	59:19	+0:35					
----------	----------------------	------------	-------------	--------------	--------------	--	--	--	--	--

Swim	Split Time (Rk)	11:27 (6)									11:27 (6)
	Race Time (Rk)	11:27 (6)									
T1	Split Time (Rk)	0:52 (4)									0:52 (4)
	Race Time (Rk)	12:19 (6)									
Bike	Split Time (Rk)	2:24 (5)	2:24 (3)	3:04 (3)	2:25 (=3)	2:59 (2)	2:24 (3)	3:01 (2)	2:21 (=1)	2:58 (2)	29:35 (2)
	Race Time (Rk)	14:43 (6)	17:07 (6)	20:11 (6)	22:36 (6)	25:35 (5)	27:59 (5)	31:00 (5)	33:21 (5)	36:19 (1)	
	Split Time (Rk)	2:22 (2)	3:13 (3)								
T2	Race Time (Rk)	38:41 (1)	41:54 (1)								
	Split Time (Rk)	0:40 (7)									0:40 (7)
Run	Race Time (Rk)	42:34 (1)									
	Split Time (Rk)	3:40 (=4)	2:37 (=3)	1:34 (5)	2:35 (=1)	1:33 (4)	2:40 (4)	2:06 (=6)			16:45 (4)
	Race Time (Rk)	46:14 (3)	48:51 (3)	50:25 (3)	53:00 (3)	54:33 (3)	57:13 (3)	59:19 (3)			



Race Analysis

Analyse de la course

Rk	Name	NPC Code	Sport Class	Segment																
			Swim	750m																
			T1	out																
			Bike	1.5km	3.4km	5.2km	7.0km	8.9km	10.8km	12.6km	14.4km	16.3km								
				18.1km	20.0km															
			T2	out																
			Run	1.1km	1.8km	2.4km	3.0km	3.7km	4.3km	5.0km										
4 MARQUES Filipe																				
		POR	PTS5	59:59	+1:15															
			Swim	Split Time (Rk)	10:37 (1)															10:37 (1)
				Race Time (Rk)	10:37 (1)															
			T1	Split Time (Rk)	0:53 (5)															0:53 (5)
				Race Time (Rk)	11:30 (1)															
			Bike	Split Time (Rk)	2:21 (=3)	2:40 (9)	3:06 (4)	2:29 (9)	3:09 (=7)	2:34 (10)	3:03 (=4)	2:27 (5)	3:06 (4)							30:41 (6)
				Race Time (Rk)	13:51 (1)	16:31 (2)	19:37 (1)	22:06 (2)	25:15 (2)	27:49 (4)	30:52 (4)	33:19 (4)	36:25 (4)							
				Split Time (Rk)	2:29 (=5)	3:17 (=6)														
				Race Time (Rk)	38:54 (4)	42:11 (5)														
			T2	Split Time (Rk)	0:44 (10)															0:44 (10)
				Race Time (Rk)	42:55 (5)															
			Run	Split Time (Rk)	3:40 (=4)	2:40 (5)	1:33 (=3)	2:46 (=5)	1:37 (5)	2:43 (=5)	2:05 (=4)									17:04 (5)
				Race Time (Rk)	46:35 (5)	49:15 (4)	50:48 (4)	53:34 (4)	55:11 (4)	57:54 (4)	59:59 (4)									
5 MOCSARI Bence																				
		HUN	PTS5	1:00:03	+1:19															
			Swim	Split Time (Rk)	10:56 (4)															10:56 (4)
				Race Time (Rk)	10:56 (4)															
			T1	Split Time (Rk)	0:47 (2)															0:47 (2)
				Race Time (Rk)	11:43 (3)															
			Bike	Split Time (Rk)	2:13 (1)	2:45 (10)	3:07 (5)	2:25 (=3)	3:03 (4)	2:30 (5)	3:02 (3)	2:28 (=6)	3:04 (3)							30:22 (3)
				Race Time (Rk)	13:56 (3)	16:41 (3)	19:48 (3)	22:13 (3)	25:16 (3)	27:46 (3)	30:48 (2)	33:16 (3)	36:20 (2)							
				Split Time (Rk)	2:29 (=5)	3:16 (=4)														
				Race Time (Rk)	38:49 (2)	42:05 (3)														
			T2	Split Time (Rk)	0:32 (=3)															0:32 (=3)
				Race Time (Rk)	42:37 (3)															
			Run	Split Time (Rk)	3:51 (7)	2:47 (=6)	1:35 (6)	2:49 (=7)	1:40 (8)	2:44 (7)	2:00 (2)									17:26 (7)
				Race Time (Rk)	46:28 (4)	49:15 (5)	50:50 (5)	53:39 (5)	55:19 (5)	58:03 (5)	1:00:03 (5)									
6 OZER Ugurcan																				
		TUR	PTS5	1:01:17	+2:33															
			Swim	Split Time (Rk)	11:32 (7)															11:32 (7)
				Race Time (Rk)	11:32 (7)															
			T1	Split Time (Rk)	0:58 (=8)															0:58 (=8)
				Race Time (Rk)	12:30 (7)															
			Bike	Split Time (Rk)	2:26 (=6)	2:28 (4)	3:11 (7)	2:28 (=6)	3:09 (=7)	2:31 (=6)	3:09 (8)	2:30 (8)	3:11 (7)							30:51 (7)
				Race Time (Rk)	14:56 (7)	17:24 (7)	20:35 (7)	23:03 (7)	26:12 (8)	28:43 (8)	31:52 (8)	34:22 (8)	37:33 (7)							
				Split Time (Rk)	2:31 (7)	3:17 (=6)														
				Race Time (Rk)	40:04 (7)	43:21 (7)														
			T2	Split Time (Rk)	0:32 (=3)															0:32 (=3)
				Race Time (Rk)	43:53 (7)															
			Run	Split Time (Rk)	3:45 (6)	2:47 (=6)	1:39 (7)	2:46 (=5)	1:38 (6)	2:43 (=5)	2:06 (=6)									17:24 (6)
				Race Time (Rk)	47:38 (6)	50:25 (6)	52:04 (6)	54:50 (6)	56:28 (6)	59:11 (6)	1:01:17 (6)									



Race Analysis

Analyse de la course

Rk	Name	NPC Code	Sport Class	Segment						
----	------	----------	-------------	---------	--	--	--	--	--	--

Swim	750m								
	T1	out							
Bike	1.5km	3.4km	5.2km	7.0km	8.9km	10.8km	12.6km	14.4km	16.3km
	T2	18.1km	20.0km						
Run	out								
	1.1km	1.8km	2.4km	3.0km	3.7km	4.3km	5.0km		

7	HOWELL Jack	AUS	PTS5	1:02:21	+3:37				
----------	--------------------	------------	-------------	----------------	--------------	--	--	--	--

Swim	Split Time (Rk)	10:54 (3)								10:54 (3)	
	Race Time (Rk)	10:54 (3)									
T1	Split Time (Rk)	0:54 (=6)								0:54 (=6)	
	Race Time (Rk)	11:48 (4)									
Bike	Split Time (Rk)	2:27 (9)	2:31 (6)	3:13 (=9)	2:28 (=6)	3:12 (10)	2:31 (=6)	3:13 (=9)	2:31 (=9)	3:17 (9)	31:20 (9)
	Race Time (Rk)	14:15 (4)	16:46 (4)	19:59 (4)	22:27 (5)	25:39 (6)	28:10 (6)	31:23 (7)	33:54 (7)	37:11 (6)	
T2	Split Time (Rk)	2:34 (9)	3:23 (=9)								
	Race Time (Rk)	39:45 (6)	43:08 (6)								
Run	Split Time (Rk)	0:41 (8)									0:41 (8)
	Race Time (Rk)	43:49 (6)									
Run	Split Time (Rk)	3:57 (8)	2:52 (=9)	1:48 (10)	3:00 (10)	1:50 (10)	2:57 (10)	2:08 (8)			18:32 (10)
	Race Time (Rk)	47:46 (7)	50:38 (7)	52:26 (7)	55:26 (7)	57:16 (7)	1:00:13 (7)	1:02:21 (7)			

8	BRYANT David	AUS	PTS5	1:02:47	+4:03				
----------	---------------------	------------	-------------	----------------	--------------	--	--	--	--

Swim	Split Time (Rk)	12:45 (10)								12:45 (10)	
	Race Time (Rk)	12:45 (10)									
T1	Split Time (Rk)	0:58 (=8)								0:58 (=8)	
	Race Time (Rk)	13:43 (10)									
Bike	Split Time (Rk)	2:28 (10)	2:30 (5)	3:09 (6)	2:28 (=6)	3:04 (5)	2:27 (4)	3:07 (7)	2:28 (=6)	3:07 (5)	30:27 (4)
	Race Time (Rk)	16:11 (10)	18:41 (10)	21:50 (10)	24:18 (10)	27:22 (9)	29:49 (9)	32:56 (9)	35:24 (9)	38:31 (8)	
T2	Split Time (Rk)	2:27 (3)	3:12 (2)								
	Race Time (Rk)	40:58 (8)	44:10 (8)								
Run	Split Time (Rk)	0:32 (=3)									0:32 (=3)
	Race Time (Rk)	44:42 (8)									
Run	Split Time (Rk)	4:02 (10)	2:52 (=9)	1:40 (8)	2:49 (=7)	1:39 (7)	2:53 (8)	2:10 (9)			18:05 (8)
	Race Time (Rk)	48:44 (8)	51:36 (8)	53:16 (8)	56:05 (8)	57:44 (8)	1:00:37 (8)	1:02:47 (8)			

9	RUIZ LOPEZ Jairo	ESP	PTS5	1:03:30	+4:46				
----------	-------------------------	------------	-------------	----------------	--------------	--	--	--	--

Swim	Split Time (Rk)	12:05 (9)								12:05 (9)	
	Race Time (Rk)	12:05 (9)									
T1	Split Time (Rk)	1:24 (10)								1:24 (10)	
	Race Time (Rk)	13:29 (9)									
Bike	Split Time (Rk)	2:26 (=6)	2:32 (7)	3:13 (=9)	2:34 (10)	3:10 (9)	2:32 (8)	3:13 (=9)	2:31 (=9)	3:13 (8)	31:16 (8)
	Race Time (Rk)	15:55 (9)	18:27 (9)	21:40 (9)	24:14 (9)	27:24 (10)	29:56 (10)	33:09 (10)	35:40 (10)	38:53 (9)	
T2	Split Time (Rk)	2:33 (8)	3:19 (8)								
	Race Time (Rk)	41:26 (9)	44:45 (9)								
Run	Split Time (Rk)	0:31 (=1)									0:31 (=1)
	Race Time (Rk)	45:16 (9)									
Run	Split Time (Rk)	3:59 (9)	2:49 (8)	1:43 (9)	2:54 (9)	1:43 (9)	2:54 (9)	2:12 (10)			18:14 (9)
	Race Time (Rk)	49:15 (9)	52:04 (9)	53:47 (9)	56:41 (9)	58:24 (9)	1:01:18 (9)	1:03:30 (9)			



Race Analysis

Analyse de la course

Rk	Name	NPC Code	Sport Class	Segment									
	Swim			750m									
	T1			out									
	Bike			1.5km	3.4km	5.2km	7.0km	8.9km	10.8km	12.6km	14.4km	16.3km	
	T2			18.1km	20.0km								
	Run			out									
	Run			1.1km	1.8km	2.4km	3.0km	3.7km	4.3km	5.0km			

10	DANIEL Stefan	CAN	PTS5	1:03:58	+5:14								
	Swim		Split Time (Rk)	11:24 (5)									11:24 (5)
			Race Time (Rk)	11:24 (5)									
	T1		Split Time (Rk)	0:49 (3)									0:49 (3)
			Race Time (Rk)	12:13 (5)									
	Bike		Split Time (Rk)	2:21 (=3)	2:23 (2)	3:03 (2)	2:21 (1)	3:00 (3)	2:23 (2)	3:03 (=4)	2:25 (=3)	7:35 (10)	34:37 (10)
			Race Time (Rk)	14:34 (5)	16:57 (5)	20:00 (5)	22:21 (4)	25:21 (4)	27:44 (1)	30:47 (1)	33:12 (1)	40:47 (10)	
			Split Time (Rk)	2:40 (10)	3:23 (=9)								
			Race Time (Rk)	43:27 (10)	46:50 (10)								
	T2		Split Time (Rk)	0:36 (6)									0:36 (6)
			Race Time (Rk)	47:26 (10)									
	Run		Split Time (Rk)	3:34 (2)	2:37 (=3)	1:33 (=3)	2:38 (4)	1:31 (3)	2:38 (3)	2:01 (3)			16:32 (3)
			Race Time (Rk)	51:00 (10)	53:37 (10)	55:10 (10)	57:48 (10)	59:19 (10)	1:01:57 (10)	1:03:58 (10)			

Participants						Air Temperature [°C]	Water Temperature [°C]	Wetsuit Allowed
Entries / NPCs	Finished	DNF	DSQ	DNS	DQB			
10/9	10	0	0	0	0	18.5	21.1	Yes

Legend:			
=	Equal sign indicates that two or more athletes share the same secondary rank	DNF	Did Not Finish
DNS	Did Not Start	DQB	Disqualified for unsportsmanlike behaviour
Rk	Rank	T	Transition



Environmental Data Summary

Données environnementales

	30 minutes before Start	At Start Time	30 minutes after Start	At End Time
Weather	Partly Cloudy	Few Clouds	Few Clouds	Few Clouds
Rainfall (mm/h)	0.0	0.0	0.0	0.0
Wind Direction / Speed (m/s)	S / 3.6	S / 3.3	S / 3.3	SW / 4.2
Heat Stress Indicator (WBGT) (°C)	21.3	21.2	21.1	21.2
Air Temperature (°C)	23.4	23.7	23.7	23.7
Relative Humidity (%)	70.0	66.0	66.0	62.0
Water Temperature (°C)	21.7	21.7	21.7	21.7
Air Quality Index	Good	Good	Good	Good
Water Quality	Good	Good	Good	Good

Legend:			
-	Information not available	E	East
N	North	NE	North-East
NW	North-West	ppm	Parts per million
SSE	South-South-East	SSW	South-South-West
WNW	West-North-West	WSW	West-South-West
		ENE	East-North-East
		NNE	North-North-East
		S	South
		SW	South-West
		ESE	East-South-East
		NNW	North-North-West
		SE	South-East
		W	West





Medallists

Médaillé(e)s

Medal	Name	NPC
GOLD	HAMMER Chris	USA - United States of America
SILVER	CORDEIRO Ronan	BRA - Brazil
BRONZE	SCHULZ Martin	GER - Germany



Start List

Liste de départ

REVISED

1 SEP 15:18

Race Number	Start Time	Name	NPC Code	Date of Birth	Sport Class	PQR	Notes
626	12:02:41	ELLIS Dave	GBR	12 JUL 1986	PTVI3	1	
		POLLARD Luke	GBR	9 SEP 1991	Guide		
627	12:02:41	RIGAUDEAU Thibaut	FRA	4 SEP 1990	PTVI3	2	
		VIENNOT Cyril	FRA	5 JUN 1982	Guide		
628	12:00:00	PEREL Antoine	FRA	9 APR 1986	PTVI1	3	
		le BERRE Yohan	FRA	20 SEP 1987	Guide		
629	12:02:41	CRAVENS Owen	USA	26 JUN 2003	PTVI3	4	
		HOFFMAN Ben	USA	22 AUG 1983	Guide		
630	12:02:41	CATALA LAPARRA Hector	ESP	17 JUN 1988	PTVI2	5	
		OLIVER VIVES Carlos	ESP	12 AUG 1999	Guide		
631	12:02:41	KELLY Oscar	GBR	6 MAR 2001	PTVI3	6	
		HARDING Charlie	GBR	27 JUL 2003	Guide		
632	12:00:00	COON Kyle	USA	20 NOV 1991	PTVI1	7	
		ANDRIE Marty	USA	2 DEC 1992	Guide		
633	12:02:41	HARDING Sam	AUS	11 MAY 1991	PTVI2	8	
		ROYLE Aaron	AUS	26 JAN 1990	Guide		
634	12:02:41	WIETECKI Lukasz	POL	29 JUL 1984	PTVI3	9	
		KRAWCZYK Jacek	POL	10 JUN 1996	Guide		
635	12:00:00	YONEOKA Satoru	JPN	6 SEP 1985	PTVI1	10	
		TERASAWA Kosuke	JPN	7 MAR 1994	Guide		
636	12:00:00	GARCIA SERRANO Jose Luis	ESP	27 MAY 1983	PTVI1	11	
		MENTRIDA ZAMARRA Diego	ESP	21 JUN 1999	Guide		
637	12:02:41	FILIPOVIC Lazar	SRB	9 FEB 1990	PTVI2	12	
		PONJEVIC Jovan	SRB	6 FEB 1988	Guide		

Entries / NPCs	Course information		
	Swim (750m)	Bike (20.0km)	Run (5.0km)
12/8	1 lap of 750m	1 Connection 1.5km + 5 laps of 3.7km	1 Connection 1.1km + 3 laps of 1.3km

Legend:

PQR Paralympic Qualification Ranking

REVISED

Change in the USA guide #632. Due to a medical reason Kyle Coon's guide, Zack Goodman, has been replaced by Marty Andrie


Results

Résultats

Rank	Race No.	Name	NPC Code	Sport Class	Comp. Time	Swim (750m) 1 Lap	T1	Bike (20.0km) 5 Laps	T2	Run (5.0km) 2 Laps	Total Time	Time Diff.
1	626	ELLIS Dave POLLARD Luke	GBR GBR	PTVI3 Guide	+2:41	12:51 (5) (10:10)	13:42 (2) 0:51 (4)	41:53 (3) 28:11 (4)	42:23 (2) 0:30 (1)	16:18 (1)	58:41	
2	627	RIGAUDEAU Thibaut VIENNOT Cyril	FRA FRA	PTVI3 Guide	+2:41	13:38 (8) (10:57)	14:19 (6) 0:41 (1)	41:56 (4) 27:37 (2)	42:28 (4) 0:32 (=3)	17:37 (5)	1:00:05	+1:24
3	628	PEREL Antoine le BERRE Yohan	FRA FRA	PTVI1 Guide	+0:00	12:44 (4)	13:36 (1) 0:52 (=5)	41:51 (1) 28:15 (5)	42:23 (1) 0:32 (=3)	18:02 (8)	1:00:25	+1:44
4	629	CRAVENS Owen HOFFMAN Ben	USA USA	PTVI3 Guide	+2:41	13:31 (6) (10:50)	14:24 (8) 0:53 (7)	41:51 (2) 27:27 (1)	42:24 (3) 0:33 (5)	18:19 (9)	1:00:43	+2:02 1P
5	633	HARDING Sam ROYLE Aaron	AUS AUS	PTVI2 Guide	+2:41	13:40 (9) (10:59)	14:38 (9) 0:58 (=8)	43:57 (9) 29:19 (6)	44:31 (7) 0:34 (=6)	16:50 (2)	1:01:21	+2:40
6	634	WIETECKI Lukasz KRAWCZYK Jacek	POL POL	PTVI3 Guide	+2:41	14:57 (12) (12:16)	15:44 (12) 0:47 (2)	43:51 (6) 28:07 (3)	44:22 (6) 0:31 (2)	17:07 (3)	1:01:29	+2:48 1P
7	631	KELLY Oscar HARDING Charlie	GBR GBR	PTVI3 Guide	+2:41	13:34 (7) (10:53)	14:23 (7) 0:49 (3)	43:43 (5) 29:20 (7)	44:17 (5) 0:34 (=6)	17:31 (4)	1:01:48	+3:07
8	632	COON Kyle ANDRIE Marty	USA USA	PTVI1 Guide	+0:00	12:40 (2)	13:49 (3) 1:09 (10)	43:51 (7) 30:02 (10)	44:53 (9) 1:02 (11)	17:54 (7)	1:02:47	+4:06
9	636	GARCIA SERRANO JL MENTRIDA ZAMARRA D	ESP ESP	PTVI1 Guide	+0:00	12:41 (3)	13:58 (5) 1:17 (=11)	43:52 (8) 29:54 (9)	44:46 (8) 0:54 (10)	18:31 (10)	1:03:17	+4:36
10	637	FILIPOVIC Lazar PONJEVIC Jovan	SRB SRB	PTVI2 Guide	+2:41	14:49 (11) (12:08)	15:41 (11) 0:52 (=5)	45:15 (10) 29:34 (8)	45:50 (10) 0:35 (8)	17:49 (6)	1:03:39	+4:58
11	635	YONEOKA Satoru TERASAWA Kosuke	JPN JPN	PTVI1 Guide	+0:00	12:33 (1)	13:50 (4) 1:17 (=11)	45:47 (11) 31:57 (11)	46:25 (11) 0:38 (9)	19:29 (11)	1:05:54	+7:13
	630	CATALA LAPARRA H OLIVER VIVES C	ESP ESP	PTVI2 Guide	+2:41	13:44 (10) (11:03)	14:42 (10) 0:58 (=8)				DNF	DNF

Participants						Air Temperature [°C]	Water Temperature [°C]	Wetsuit Allowed
Entries / NPCs	Finished	DNF	DSQ	DNS	DQB			
12/8	11	1	0	0	0	18.5	21.1	Yes

IF Delegates:	NIKOPOULOS Thanos (GRE) PATTI Laura (ITA) MOLINA VAZQUEZ Felix (MEX)	Competition Jury:	NIKOPOULOS Thanos (GRE) ALEXANDER Debbie (RSA) SAINT JEAN Bernard (FRA)
Head Referees:	HOUGH Duncan (GBR) MOK Rebecca (HKG)	Medical Delegate:	PEDRO Angele (POR)

Legend:	= Equal sign indicates that two or more athletes share the same secondary rank	Comp.	Compensation
Diff.	Difference	DQB	Disqualified for unsportsmanlike behaviour
DSQ	Disqualified	xP	x 10 second Penalty
	DNF Did Not Finish	DNS	Did Not Start
	No. Number	T	Transition



Race Analysis

Analyse de la course

Course information									
Swim (750m)	Bike (20.0km)					Run (5.0km)			
1 lap of 750m	1 Connection 1.5km + 5 laps of 3.7km					1 Connection 1.1km + 3 laps of 1.3km			

Rk	Name	NPC Code	Sport Class								Segment
----	------	----------	-------------	--	--	--	--	--	--	--	---------

Swim	T1	750m								
		out								
Bike		1.5km	3.4km	5.2km	7.0km	8.9km	10.8km	12.6km	14.4km	16.3km
		18.1km	20.0km							
T2		out								
Run		1.1km	1.8km	2.4km	3.0km	3.7km	4.3km	5.0km		

1	ELLIS Dave POLLARD Luke	GBR GBR	PTVI3 Guide	+2:41	58:41					
---	----------------------------	------------	----------------	-------	-------	--	--	--	--	--

Swim	Split Time (Rk)	12:51 (5)									12:51 (5)
	Race Time (Rk)	12:51 (5)									
T1	Split Time (Rk)	0:51 (4)									0:51 (4)
	Race Time (Rk)	13:42 (2)									
Bike	Split Time (Rk)	2:18 (6)	2:20 (=5)	2:50 (3)	2:18 (5)	2:53 (=3)	2:16 (=3)	2:52 (=3)	2:17 (=4)	2:50 (2)	28:11 (4)
	Race Time (Rk)	16:00 (2)	18:20 (2)	21:10 (1)	23:28 (1)	26:21 (1)	28:37 (1)	31:29 (1)	33:46 (1)	36:36 (1)	
	Split Time (Rk)	2:17 (5)	3:00 (=4)								
	Race Time (Rk)	38:53 (2)	41:53 (3)								
T2	Split Time (Rk)	0:30 (1)									0:30 (1)
	Race Time (Rk)	42:23 (2)									
Run	Split Time (Rk)	3:33 (2)	2:35 (1)	1:31 (1)	2:33 (1)	1:30 (1)	2:34 (1)	2:02 (2)			16:18 (1)
	Race Time (Rk)	45:56 (1)	48:31 (1)	50:02 (1)	52:35 (1)	54:05 (1)	56:39 (1)	58:41 (1)			

2	RIGAUDEAU Thibaut VIENNOT Cyril	FRA FRA	PTVI3 Guide	+2:41	1:00:05	+1:24					
---	------------------------------------	------------	----------------	-------	---------	-------	--	--	--	--	--

Swim	Split Time (Rk)	13:38 (8)									13:38 (8)
	Race Time (Rk)	13:38 (8)									
T1	Split Time (Rk)	0:41 (1)									0:41 (1)
	Race Time (Rk)	14:19 (6)									
Bike	Split Time (Rk)	2:11 (1)	2:17 (4)	2:53 (4)	2:15 (=2)	2:47 (2)	2:15 (2)	2:51 (2)	2:13 (2)	2:48 (1)	27:37 (2)
	Race Time (Rk)	16:30 (6)	18:47 (3)	21:40 (4)	23:55 (4)	26:42 (4)	28:57 (4)	31:48 (4)	34:01 (4)	36:49 (4)	
	Split Time (Rk)	2:12 (=2)	2:55 (1)								
	Race Time (Rk)	39:01 (4)	41:56 (4)								
T2	Split Time (Rk)	0:32 (=3)									0:32 (=3)
	Race Time (Rk)	42:28 (4)									
Run	Split Time (Rk)	3:49 (=5)	2:45 (=4)	1:40 (6)	2:49 (5)	1:38 (4)	2:45 (5)	2:11 (=5)			17:37 (5)
	Race Time (Rk)	46:17 (3)	49:02 (2)	50:42 (2)	53:31 (2)	55:09 (2)	57:54 (2)	1:00:05 (2)			

3	PEREL Antoine le BERRE Yohan	FRA FRA	PTVI1 Guide	+0:00	1:00:25	+1:44					
---	---------------------------------	------------	----------------	-------	---------	-------	--	--	--	--	--

Swim	Split Time (Rk)	12:44 (4)									12:44 (4)
	Race Time (Rk)	12:44 (4)									
T1	Split Time (Rk)	0:52 (=5)									0:52 (=5)
	Race Time (Rk)	13:36 (1)									
Bike	Split Time (Rk)	2:19 (7)	2:21 (7)	2:57 (6)	2:17 (4)	2:53 (=3)	2:16 (=3)	2:53 (5)	2:16 (3)	2:51 (=3)	28:15 (5)
	Race Time (Rk)	15:55 (1)	18:16 (1)	21:13 (2)	23:30 (2)	26:23 (2)	28:39 (2)	31:32 (2)	33:48 (2)	36:39 (2)	
	Split Time (Rk)	2:15 (4)	2:57 (3)								
	Race Time (Rk)	38:54 (3)	41:51 (1)								
T2	Split Time (Rk)	0:32 (=3)									0:32 (=3)
	Race Time (Rk)	42:23 (1)									
Run	Split Time (Rk)	3:55 (9)	2:50 (7)	1:38 (=3)	2:52 (9)	1:43 (=8)	2:51 (8)	2:13 (7)			18:02 (8)
	Race Time (Rk)	46:18 (4)	49:08 (4)	50:46 (3)	53:38 (3)	55:21 (3)	58:12 (3)	1:00:25 (3)			



Race Analysis

Analyse de la course

Rk	Name	NPC Code	Sport Class								Segment			
			Swim	750m										
			T1	out										
			Bike	1.5km	3.4km	5.2km	7.0km	8.9km	10.8km	12.6km	14.4km	16.3km		
				18.1km	20.0km									
			T2	out										
			Run	1.1km	1.8km	2.4km	3.0km	3.7km	4.3km	5.0km				
4	CRAVENS Owen HOFFMAN Ben	USA USA	PTVI3 Guide	+2:41	1:00:43	+2:02	1P							
			Swim	Split Time (Rk)	13:31 (6)								13:31 (6)	
				Race Time (Rk)	13:31 (6)									
			T1	Split Time (Rk)	0:53 (7)								0:53 (7)	
				Race Time (Rk)	14:24 (8)									
			Bike	Split Time (Rk)	2:14 (=3)	2:12 (1)	2:48 (=1)	2:15 (=2)	2:46 (1)	2:12 (1)	2:47 (1)	2:11 (1)	2:51 (=3)	27:27 (1)
				Race Time (Rk)	16:38 (7)	18:50 (4)	21:38 (3)	23:53 (3)	26:39 (3)	28:51 (3)	31:38 (3)	33:49 (3)	36:40 (3)	
				Split Time (Rk)	2:11 (1)	3:00 (=4)								
				Race Time (Rk)	38:51 (1)	41:51 (2)								
			T2	Split Time (Rk)	0:33 (5)								0:33 (5)	
				Race Time (Rk)	42:24 (3)									
			Run	Split Time (Rk)	3:52 (8)	2:52 (9)	1:57 (11)	2:51 (8)	1:43 (=8)	2:53 (9)	2:11 (=5)		18:19 (9)	
				Race Time (Rk)	46:16 (2)	49:08 (3)	51:05 (4)	53:56 (4)	55:39 (4)	58:32 (4)	1:00:43 (4)			
5	HARDING Sam ROYLE Aaron	AUS AUS	PTVI2 Guide	+2:41	1:01:21	+2:40								
			Swim	Split Time (Rk)	13:40 (9)								13:40 (9)	
				Race Time (Rk)	13:40 (9)									
			T1	Split Time (Rk)	0:58 (=8)								0:58 (=8)	
				Race Time (Rk)	14:38 (9)									
			Bike	Split Time (Rk)	2:17 (5)	2:16 (3)	3:36 (11)	2:20 (7)	2:57 (6)	2:18 (6)	2:57 (6)	2:20 (6)	2:57 (7)	29:19 (6)
				Race Time (Rk)	16:55 (10)	19:11 (10)	22:47 (9)	25:07 (9)	28:04 (8)	30:22 (8)	33:19 (8)	35:39 (8)	38:36 (8)	
				Split Time (Rk)	2:18 (6)	3:03 (6)								
				Race Time (Rk)	40:54 (8)	43:57 (9)								
			T2	Split Time (Rk)	0:34 (=6)								0:34 (=6)	
				Race Time (Rk)	44:31 (7)									
			Run	Split Time (Rk)	3:31 (1)	2:36 (2)	1:35 (2)	2:41 (2)	1:36 (2)	2:41 (3)	2:10 (4)		16:50 (2)	
				Race Time (Rk)	48:02 (5)	50:38 (5)	52:13 (5)	54:54 (5)	56:30 (5)	59:11 (5)	1:01:21 (5)			
6	WIETECKI Lukasz KRAWCZYK Jacek	POL POL	PTVI3 Guide	+2:41	1:01:29	+2:48	1P							
			Swim	Split Time (Rk)	14:57 (12)								14:57 (12)	
				Race Time (Rk)	14:57 (12)									
			T1	Split Time (Rk)	0:47 (2)								0:47 (2)	
				Race Time (Rk)	15:44 (12)									
			Bike	Split Time (Rk)	2:14 (=3)	2:20 (=5)	2:55 (5)	2:19 (6)	2:54 (5)	2:16 (=3)	2:52 (=3)	2:17 (=4)	2:52 (5)	28:07 (3)
				Race Time (Rk)	17:58 (11)	20:18 (11)	23:13 (11)	25:32 (11)	28:26 (9)	30:42 (9)	33:34 (9)	35:51 (9)	38:43 (9)	
				Split Time (Rk)	2:12 (=2)	2:56 (2)								
				Race Time (Rk)	40:55 (9)	43:51 (6)								
			T2	Split Time (Rk)	0:31 (2)								0:31 (2)	
				Race Time (Rk)	44:22 (6)									
			Run	Split Time (Rk)	3:43 (3)	2:41 (3)	1:46 (8)	2:42 (3)	1:37 (3)	2:39 (2)	1:59 (1)		17:07 (3)	
				Race Time (Rk)	48:05 (7)	50:46 (6)	52:32 (6)	55:14 (6)	56:51 (6)	59:30 (6)	1:01:29 (6)			



Race Analysis

Analyse de la course

Rk	Name	NPC Code	Sport Class	Segment																
			Swim	750m																
			T1	out																
			Bike	1.5km	3.4km	5.2km	7.0km	8.9km	10.8km	12.6km	14.4km	16.3km								
			T2	out																
			Run	1.1km	1.8km	2.4km	3.0km	3.7km	4.3km	5.0km										
7	KELLY Oscar HARDING Charlie	GBR GBR	PTVI3 Guide	+2:41	1:01:48	+3:07														
			Swim	Split Time (Rk)	13:34 (7)															13:34 (7)
				Race Time (Rk)	13:34 (7)															
			T1	Split Time (Rk)	0:49 (3)															0:49 (3)
				Race Time (Rk)	14:23 (7)															
			Bike	Split Time (Rk)	2:20 (=8)	2:24 (8)	3:01 (7)	2:24 (=8)	3:00 (=8)	2:23 (=7)	3:01 (9)	2:24 (8)	2:56 (6)							29:20 (7)
				Race Time (Rk)	16:43 (8)	19:07 (9)	22:08 (8)	24:32 (8)	27:32 (7)	29:55 (7)	32:56 (7)	35:20 (7)	38:16 (6)							
				Split Time (Rk)	2:20 (8)	3:07 (7)														
				Race Time (Rk)	40:36 (5)	43:43 (5)														
			T2	Split Time (Rk)	0:34 (=6)															0:34 (=6)
				Race Time (Rk)	44:17 (5)															
			Run	Split Time (Rk)	3:48 (4)	2:51 (8)	1:38 (=3)	2:46 (4)	1:40 (5)	2:44 (4)	2:04 (3)									17:31 (4)
				Race Time (Rk)	48:05 (6)	50:56 (7)	52:34 (7)	55:20 (7)	57:00 (7)	59:44 (7)	1:01:48 (7)									
8	COON Kyle ANDRIE Marty	USA USA	PTVI1 Guide	+0:00	1:02:47	+4:06														
			Swim	Split Time (Rk)	12:40 (2)															12:40 (2)
				Race Time (Rk)	12:40 (2)															
			T1	Split Time (Rk)	1:09 (10)															1:09 (10)
				Race Time (Rk)	13:49 (3)															
			Bike	Split Time (Rk)	2:39 (12)	2:27 (=10)	3:04 (=9)	2:25 (=10)	2:59 (7)	2:25 (9)	2:59 (=7)	2:25 (9)	3:04 (10)							30:02 (10)
				Race Time (Rk)	16:28 (5)	18:55 (7)	21:59 (7)	24:24 (7)	27:23 (6)	29:48 (6)	32:47 (5)	35:12 (5)	38:16 (5)							
				Split Time (Rk)	2:24 (9)	3:11 (9)														
				Race Time (Rk)	40:40 (6)	43:51 (7)														
			T2	Split Time (Rk)	1:02 (11)															1:02 (11)
				Race Time (Rk)	44:53 (9)															
			Run	Split Time (Rk)	3:49 (=5)	2:49 (6)	1:42 (7)	2:50 (=6)	1:41 (=6)	2:49 (=6)	2:14 (=8)									17:54 (7)
				Race Time (Rk)	48:42 (8)	51:31 (8)	53:13 (8)	56:03 (8)	57:44 (8)	1:00:33 (8)	1:02:47 (8)									
9	GARCIA SERRANO Jose Luis MENTRIDA ZAMARRA Diego	ESP ESP	PTVI1 Guide	+0:00	1:03:17	+4:36														
			Swim	Split Time (Rk)	12:41 (3)															12:41 (3)
				Race Time (Rk)	12:41 (3)															
			T1	Split Time (Rk)	1:17 (=11)															1:17 (=11)
				Race Time (Rk)	13:58 (5)															
			Bike	Split Time (Rk)	2:28 (10)	2:25 (9)	3:02 (8)	2:24 (=8)	3:00 (=8)	2:26 (10)	3:05 (10)	2:28 (10)	3:02 (=8)							29:54 (9)
				Race Time (Rk)	16:26 (4)	18:51 (5)	21:53 (5)	24:17 (6)	27:17 (5)	29:43 (5)	32:48 (6)	35:16 (6)	38:18 (7)							
				Split Time (Rk)	2:25 (10)	3:09 (8)														
				Race Time (Rk)	40:43 (7)	43:52 (8)														
			T2	Split Time (Rk)	0:54 (10)															0:54 (10)
				Race Time (Rk)	44:46 (8)															
			Run	Split Time (Rk)	4:00 (10)	2:56 (10)	1:47 (9)	2:55 (10)	1:45 (10)	2:54 (10)	2:14 (=8)									18:31 (10)
				Race Time (Rk)	48:46 (9)	51:42 (9)	53:29 (9)	56:24 (9)	58:09 (9)	1:01:03 (9)	1:03:17 (9)									



Race Analysis

Analyse de la course

Rk	Name	NPC Code	Sport Class	Segment									
			Swim	750m									
			T1	out									
			Bike	1.5km	3.4km	5.2km	7.0km	8.9km	10.8km	12.6km	14.4km	16.3km	
			T2	18.1km	20.0km								
			Run	out									
				1.1km	1.8km	2.4km	3.0km	3.7km	4.3km	5.0km			

10	FILIPOVIC Lazar	SRB	PTVI2	+2:41	1:03:39	+4:58						
	PONJEVIC Jovan	SRB	Guide									

Swim	Split Time (Rk)	14:49 (11)											14:49 (11)
	Race Time (Rk)	14:49 (11)											
T1	Split Time (Rk)	0:52 (=5)											0:52 (=5)
	Race Time (Rk)	15:41 (11)											
Bike	Split Time (Rk)	2:20 (=8)	2:27 (=10)	3:04 (=9)	2:25 (=10)	3:02 (10)	2:23 (=7)	2:59 (=7)	2:21 (7)	3:02 (=8)			29:34 (8)
	Race Time (Rk)	18:01 (12)	20:28 (12)	23:32 (12)	25:57 (12)	28:59 (11)	31:22 (11)		36:42 (10)	39:44 (10)			
	Split Time (Rk)	2:19 (7)	3:12 (10)										
	Race Time (Rk)	42:03 (10)	45:15 (10)										
T2	Split Time (Rk)	0:35 (8)											0:35 (8)
	Race Time (Rk)	45:50 (10)											
Run	Split Time (Rk)	3:51 (7)	2:45 (=4)	1:39 (5)	2:50 (=6)	1:41 (=6)	2:49 (=6)	2:14 (=8)					17:49 (6)
	Race Time (Rk)	49:41 (10)	52:26 (10)	54:05 (10)	56:55 (10)	58:36 (10)	1:01:25 (10)	1:03:39 (10)					

11	YONEOKA Satoru	JPN	PTVI1	+0:00	1:05:54	+7:13						
	TERASAWA Kosuke	JPN	Guide									

Swim	Split Time (Rk)	12:33 (1)											12:33 (1)
	Race Time (Rk)	12:33 (1)											
T1	Split Time (Rk)	1:17 (=11)											1:17 (=11)
	Race Time (Rk)	13:50 (4)											
Bike	Split Time (Rk)	2:34 (11)	2:28 (12)	3:55 (12)	2:31 (12)	3:13 (11)	2:32 (11)	3:14 (11)	2:30 (11)	3:10 (11)			31:57 (11)
	Race Time (Rk)	16:24 (3)	18:52 (6)	22:47 (10)	25:18 (10)	28:31 (10)	31:03 (10)	34:17 (10)	36:47 (11)	39:57 (11)			
	Split Time (Rk)	2:31 (11)	3:19 (11)										
	Race Time (Rk)	42:28 (11)	45:47 (11)										
T2	Split Time (Rk)	0:38 (9)											0:38 (9)
	Race Time (Rk)	46:25 (11)											
Run	Split Time (Rk)	4:20 (11)	3:05 (11)	1:51 (10)	3:01 (11)	1:49 (11)	3:04 (11)	2:19 (11)					19:29 (11)
	Race Time (Rk)	50:45 (11)	53:50 (11)	55:41 (11)	58:42 (11)	1:00:31 (11)	1:03:35 (11)	1:05:54 (11)					

CATALA LAPARRA Hector	ESP	PTVI2	+2:41	DNF								
OLIVER VIVES Carlos	ESP	Guide										

Swim	Split Time (Rk)	13:44 (10)											13:44 (10)
	Race Time (Rk)	13:44 (10)											
T1	Split Time (Rk)	0:58 (=8)											0:58 (=8)
	Race Time (Rk)	14:42 (10)											
Bike	Split Time (Rk)	2:12 (2)	2:13 (2)	2:48 (=1)	2:14 (1)								
	Race Time (Rk)	16:54 (9)	19:07 (8)	21:55 (6)	24:09 (5)								
	Split Time (Rk)												
	Race Time (Rk)												

Participants						Air Temperature [°C]	Water Temperature [°C]	Wetsuit Allowed
Entries / NPCCs	Finished	DNF	DSQ	DNS	DQB			
12/8	11	1	0	0	0	18.5	21.1	Yes

Legend:	= Equal sign indicates that two or more athletes share the same secondary rank	DNF Did Not Finish
DNF Did Not Start	DQB Disqualified for unsportsmanlike behaviour	DSQ Disqualified
Rk Rank	T Transition	xP x 10 second Penalty



Pont Alexandre III

Pont Alexandre III

MON 2 SEP 2024

Start Time 12:00

Para Triathlon

Para triathlon

Men's PTVI

Para triathlon - hommes PTVI



Race Facts

Faits de la course

Segment	Lap	Facts	Athletes Involved	NPC Code
Bike		Withdrawal due to a bike accident.	630 CATALA LAPARRA Hector	ESP
Transition 2		10 second penalty due to touching the helmet locking mechanism while in possession of the bike inside the transition area.	629 CRAVENS Owen	USA
Transition 2		10 second penalty due to touching the helmet locking mechanism while in possession of the bike inside the transition area.	634 WIETECKI Lukasz	POL
Run		10 second penalty served.	629 CRAVENS Owen	USA
Run		10 second penalty served.	634 WIETECKI Lukasz	POL



Environmental Data Summary

Données environnementales

	30 minutes before Start	At Start Time	30 minutes after Start	At End Time
Weather	Partly Cloudy	Partly Cloudy	Few Clouds	Few Clouds
Rainfall (mm/h)	0.0	0.0	0.0	0.0
Wind Direction / Speed (m/s)	S / 3.4	S / 3.6	S / 3.3	S / 4.2
Heat Stress Indicator (WBGT) (°C)	20.8	21.3	21.1	21.2
Air Temperature (°C)	23.2	23.4	23.7	23.7
Relative Humidity (%)	71.0	70.0	66.0	62.0
Water Temperature (°C)	21.7	21.7	21.7	21.7
Air Quality Index	Good	Good	Good	Good
Water Quality	Good	Good	Good	Good

Legend:							
-	Information not available	E	East	ENE	East-North-East	ESE	East-South-East
N	North	NE	North-East	NNE	North-North-East	NNW	North-North-West
NW	North-West	ppm	Parts per million	S	South	SE	South-East
SSE	South-South-East	SSW	South-South-West	SW	South-West	W	West
WNW	West-North-West	WSW	West-South-West				



Medallists

Médaillé(e)s

Medal	Name	NPC
GOLD	ELLIS Dave	GBR - Great Britain
	Guide: POLLARD Luke	GBR - Great Britain
SILVER	RIGAUDEAU Thibaut	FRA - France
	Guide: VIENNOT Cyril	FRA - France
BRONZE	PEREL Antoine	FRA - France
	Guide: le BERRE Yohan	FRA - France



Sport Terminology

Terminologie du sport

As of FRI 23 AUG 2024

Term	Definition
Breakaway	A burst of speed by an athlete in order to create distance between themselves and the rest of the competitors.
Course	A forward line of progress from start to finish, which must be clearly marked and measured to prescribed specifications.
Cycling Segment	Part of the competition course over which it has been defined in the athletes' briefing. The bike is to be ridden, walked or carried within distinctive lane boundaries. The bike course commences from the mount line and concludes at the dismount line.
Drafting	To draft behind another athlete in an effort to gain an advantage by conserving energy.
Dismount Line	A designated line at the entrance of the transition area from the bike course before athletes are to dismount their bikes fully and proceed to the bike racks. The dismount line will normally extend for the width of the entrance to the transition area and be identified by flags/line/technical official, or combinations thereof. The dismount line is red.
Duathlon	Multisport which combines cycle and run in three segments: the first segment is running, followed by cycling and finishing with running.
Early start	When an athlete's foot crosses the vertical plane of the start line before the start signal.
Exchange zone	Designated location where there is an exchange from a team member to another during the mixed relay.
Lap	A loop completed on a determined course.
Leg	In the relay a leg is one athlete's triathlon race.
Mount Line	A designated line at the exit from the transition area onto the bike course or at a point after where athletes are to mount their bicycles and proceed. The mount line will normally extend for the width of the exit of the transition area and be identified by flags/line/technical official, or combinations thereof. The mount line is green.
Penalty	A sanction applied to an athlete, who is assessed by a World Triathlon technical official to have committed a rule infringement/violation. A penalty may take the form of a time delay, disqualification, suspension or expulsion.
Penalty Box	An area on the run course, set aside for the implementation of a time penalty for a rule infringement/violation.
Pontoon	The floating jetty for athletes to dive from at the start of the competition.
Run Segment	Part of the competition course, which has been defined at the athletes' briefing, where the athlete is to run or walk within distinctive lane boundaries. In triathlons, the run course commences at the exit from the transition area and concludes at the finish line. In duathlons, the first run course commences at the start line and finishes at the entry to the transition area. The second course commences at the exit from the transition area and concludes at the finish line.
Segment	A stage of competition. Triathlon event consists of five segments: swim, transition one, bike, transition two and run.



Sport Terminology

Terminologie du sport

As of FRI 23 AUG 2024

Term	Definition
Swim Segment	Part of the competition course defined in the athletes' briefing that the athlete is to swim within distinctive lane boundaries. In triathlons, the swim course commences at the start line and concludes at the water's edge/exit prior to entry to the transition area.
T1	Transition one, from swim to bike.
T2	Transition two, from bike to run.
Time Penalty	Penalty consisting of a stop at the penalty box for a certain time. Early start time penalty is served in T1 instead of the penalty box.
Transition	A segment of the competition during which equipment is changed.
Transition area	A location within a defined boundary, which is not a part of the swim course, the bike course or the run course and within which each athlete is allocated an area for the storage of individual items of clothing and equipment.
Transponder	An electronic timing device worn by the athletes, which allows them to be automatically identified and timed when passing dedicated points along the course (e.g. after swim, after transitions).

Note:
For further information please consult: www.triathlon.org/paratriathlon

OUVRONS GRAND
RAND LES JEUX OUV
EN GAMES WIDE OF
WIDE OPEN GAMES
OUVRONS GRAND
RAND LES JEUX OUV
EN GAM WIDE OF
S WIDE O GAMES
OUVRONS GRAND
RAND LES JEUX OUV
EN GAMES WIDE OF
S WIDE OPEN GAMES
OUVRONS GRAND
RAND LES JEUX OUV

