

**PARA ATHLETICS**  
PARA ATHLÉTISME

**RESULTS  
BOOK**

LIVRE DES  
RÉSULTATS

**VERSION 1.0**

**8 SEP 2024 – 17:00**



# VERSION HISTORY

VERSION	DATE	CREATED BY	COMMENTS
1.0	8 SEP 2024	SERGIO TENA (URM) RUBEN FERNANDEZ (OURM)	FIRST VERSION



## Results

### Résultats

<b>WORLD RECORD</b>	<b>10.82</b>	<b>GHAVELAS Athanasios</b>	GRE	Tokyo (JPN)	2 SEP 2021
<b>PARALYMPIC RECORD</b>	<b>10.82</b>	<b>GHAVELAS Athanasios</b>	GRE	Tokyo (JPN)	2 SEP 2021

Wind: +0.3m/s

Rank	Athlete Bib	Name	NPC Code	Date of Birth	Sport Class	Lane	Reaction Time	Result
1	1310	<b>GHAVELAS Athanasios</b> Guide NYFANTOPOULOS Ioannis	GRE	19 DEC 1999 1 NOV 1990	T11	5	0.173 0.180	<b>11.02</b> SB
2	1247	<b>ADOLPHE Timothee</b> Guide RENARD Charles	FRA	29 DEC 1989 10 JUN 1996	T11	3	0.148 0.154	<b>11.05</b> =SB
3	1141	<b>DI Dongdong</b> Guide LIAN Jiageng	CHN	29 DEC 1993 28 JAN 2000	T11	7	0.150 0.152	<b>11.08</b> SB
4	1511	<b>SHIKONGO Ananias</b> Guide TJIUIJU Even	NAM	21 JUL 1986 2 FEB 1992	T11	1	0.162 0.151	<b>11.17</b> SB

#### Weather conditions

Temperature: 17 °C Humidity: 90 % Conditions: Overcast

<b>Legend:</b>	=SB Equal Season Best	SB Season Best
----------------	-----------------------	----------------



## Results Progression

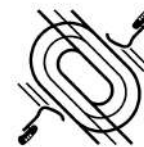
Progression des résultats

<b>WORLD RECORD</b>	<b>10.82</b>	<b>GHAVELAS Athanasios</b>	GRE	Tokyo (JPN)	2 SEP 2021
<b>PARALYMPIC RECORD</b>	<b>10.82</b>	<b>GHAVELAS Athanasios</b>	GRE	Tokyo (JPN)	2 SEP 2021

Rank	Athlete Bib	Name	NPC Code	Date of Birth	Sport Class	Phase	Lane	Pos	Wind	Time	
1	1310	<b>GHAVELAS Athanasios</b> Guide NYFANTOPOULOS I	GRE	19 DEC 1999 1 NOV 1990	T11	Final	5	1	+0.3	<b>11.02</b>	SB
						Semi-Final 1/3	3	1	+0.3	<b>11.08</b>	Q SB
						Round 1 - Heat 2/5	5	1	-0.1	<b>11.16</b>	Q SB
2	1247	<b>ADOLPHE Timothee</b> Guide RENARD Charles	FRA	29 DEC 1989 10 JUN 1996	T11	Final	3	2	+0.3	<b>11.05</b>	=SB
						Semi-Final 2/3	3	1	+0.1	<b>11.11</b>	Q
						Round 1 - Heat 1/5	7	1	-0.4	<b>11.19</b>	Q
3	1141	<b>DI Dongdong</b> Guide LIAN Jiageng	CHN	29 DEC 1993 28 JAN 2000	T11	Final	7	3	+0.3	<b>11.08</b>	SB
						Semi-Final 3/3	3	1	+0.2	<b>11.13</b>	Q SB
						Round 1 - Heat 3/5	5	1	+0.3	<b>11.24</b>	Q SB
4	1511	<b>SHIKONGO Ananias</b> Guide TJIUIJU Even	NAM	21 JUL 1986 2 FEB 1992	T11	Final	1	4	+0.3	<b>11.17</b>	SB
						Semi-Final 2/3	5	2	+0.1	<b>11.18</b>	q SB
						Round 1 - Heat 5/5	5	1	-0.1	<b>11.39</b>	Q SB

**Note:**  
Yellow Card - Athlete KINDA Chris - R17.5(c) - Disturbs the start.

**Legend:**  
**=SB** Equal Season Best      **Pos** Position      **Q** Qualified by place      **q** Qualified by time  
**SB** Season Best



## Results

### Résultats

Qualification: First in each heat (Q) and the next 1 fastest (q) advance to the Final.

<b>WORLD RECORD</b>	<b>10.82</b>	<b>GHAVELAS Athanasios</b>	GRE	Tokyo (JPN)	2 SEP 2021
<b>PARALYMPIC RECORD</b>	<b>10.82</b>	<b>GHAVELAS Athanasios</b>	GRE	Tokyo (JPN)	2 SEP 2021

**Semi-Final 1** Start Time: 20:58 Wind: +0.3 m/s

Rank	Athlete Bib	Name	NPC Code	Date of Birth	Sport Class	Lane	Reaction Time	Result
1	1310	<b>GHAVELAS Athanasios</b>	GRE	19 DEC 1999	T11	3	0.197	<b>11.08</b> Q SB
		Guide NYFANTOPOULOS Ioannis		1 NOV 1990			0.169	
2	1234	<b>UCEDA NOVAS Eduardo Manuel</b>	ESP	16 JAN 2001	T11	7	0.139	<b>11.34</b> PB
		Guide FOLGADO MUNOZ Diego		11 MAY 2000			0.149	
3	1295	<b>BOETTGER Marcel</b>	GER	6 MAY 1993	T11	5	0.162	<b>11.36</b>
		Guide KOSENKOW Alexander		14 MAR 1977			0.150	
4	1732	<b>EGAMNAZAROV Urganhbek</b>	UZB	21 APR 2000	T11	1	0.149	<b>11.75</b>
		Guide BAKHTIYOROV Sardor		15 AUG 1993			0.140	

**Semi-Final 2** Start Time: 21:06 Wind: +0.1 m/s

Rank	Athlete Bib	Name	NPC Code	Date of Birth	Sport Class	Lane	Reaction Time	Result
1	1247	<b>ADOLPHE Timothee</b>	FRA	29 DEC 1989	T11	3	0.150	<b>11.11</b> Q
		Guide RENARD Charles		10 JUN 1996			0.160	
2	1511	<b>SHIKONGO Ananias</b>	NAM	21 JUL 1986	T11	5	0.161	<b>11.18</b> q SB
		Guide TJIUIJU Even		2 FEB 1992			0.204	
3	1157	<b>YE Tao</b>	CHN	14 FEB 1998	T11	7	0.187	<b>11.50</b>
		Guide TIAN Haoyu		10 SEP 2004			0.128	
4	1229	<b>MUNAR MARTINEZ Joan</b>	ESP	1 FEB 1996	T11	1	0.142	<b>11.61</b> =PB
		Guide ROJO GIL Guillermo		11 JAN 1992			0.150	

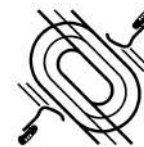
**Semifinal 3** Start Time: 21:14 Wind: +0.2 m/s

Rank	Athlete Bib	Name	NPC Code	Date of Birth	Sport Class	Lane	Reaction Time	Result
1	1141	<b>DI Dongdong</b>	CHN	29 DEC 1993	T11	3	0.146	<b>11.13</b> Q SB
		Guide LIAN Jiageng		28 JAN 2000			0.151	
2	1752	<b>SANTOS GONZALEZ EG</b>	VEN	23 JUN 1987	T11	5	0.166	<b>11.27</b> =PB
		Guide MAZA CARABALLO Eubrig Jose		6 DEC 1999			0.177	
3	1590	<b>ATANGANA Guillaume Junior</b>	RPT	22 JAN 1999	T11	7	0.209	<b>11.49</b>
		Guide NYAMJUA Donard Ndim		10 JUN 1992			0.197	
4	1509	<b>KINDA Chris</b>	NAM	9 FEB 1999	T11	1	0.156	<b>11.60</b>
		Guide GOAGOSEB Rivaldo		29 AUG 1999			0.173	

#### Weather conditions at the beginning of the 1st heat

Temperature: 19 °C Humidity: 60 % Conditions: Few clouds

<b>Legend:</b>	<b>=PB</b> Equal Personal Best	<b>PB</b> Personal Best	<b>Q</b> Qualified by place	<b>q</b> Qualified by time
	<b>SB</b> Season Best			



## Results Summary

### Résumé des résultats

Qualification: First in each heat (Q) and the next 1 fastest (q) advance to the Final.

<b>WORLD RECORD</b>	<b>10.82</b>	<b>GHAVELAS Athanasios</b>	GRE	Tokyo (JPN)	2 SEP 2021
<b>PARALYMPIC RECORD</b>	<b>10.82</b>	<b>GHAVELAS Athanasios</b>	GRE	Tokyo (JPN)	2 SEP 2021

Rank	Athlete Bib	Name	NPC Code	Sport Class	Heat	Lane	Pos	Time	Wind	
1	1310	<b>GHAVELAS Athanasios</b> Guide NYFANTOPOULOS Ioannis	GRE	T11	1	3	1	<b>11.08</b>	+0.3	<b>Q</b> SB
2	1247	<b>ADOLPHE Timothee</b> Guide RENARD Charles	FRA	T11	2	3	1	<b>11.11</b>	+0.1	<b>Q</b>
3	1141	<b>DI Dongdong</b> Guide LIAN Jiageng	CHN	T11	3	3	1	<b>11.13</b>	+0.2	<b>Q</b> SB
4	1511	<b>SHIKONGO Ananias</b> Guide TJIUJU Even	NAM	T11	2	5	2	<b>11.18</b>	+0.1	<b>q</b> SB
5	1752	<b>SANTOS GONZALEZ EG</b> Guide MAZA CARABALLO Eubrig Jose	VEN	T11	3	5	2	<b>11.27</b>	+0.2	=PB
6	1234	<b>UCEDA NOVAS Eduardo Manuel</b> Guide FOLGADO MUNOZ Diego	ESP	T11	1	7	2	<b>11.34</b>	+0.3	PB
7	1295	<b>BOETTGER Marcel</b> Guide KOSENKOW Alexander	GER	T11	1	5	3	<b>11.36</b>	+0.3	
8	1590	<b>ATANGANA Guillaume Junior</b> Guide NYAMJUA Donard Ndim	RPT	T11	3	7	3	<b>11.49</b>	+0.2	
9	1157	<b>YE Tao</b> Guide TIAN Haoyu	CHN	T11	2	7	3	<b>11.50</b>	+0.1	
10	1509	<b>KINDA Chris</b> Guide GOAGOSEB Riwaldo	NAM	T11	3	1	4	<b>11.60</b>	+0.2	
11	1229	<b>MUNAR MARTINEZ Joan</b> Guide ROJO GIL Guillermo	ESP	T11	2	1	4	<b>11.61</b>	+0.1	=PB
12	1732	<b>EGAMNAZAROV Urganhbek</b> Guide BAKHTIYOROV Sardor	UZB	T11	1	1	4	<b>11.75</b>	+0.3	

<b>Legend:</b>	<b>=PB</b> Equal Personal Best	<b>PB</b> Personal Best	<b>Pos</b> Position	<b>Q</b> Qualified by place
	<b>q</b> Qualified by time	<b>SB</b> Season Best		



## Results Progression

Progression des résultats

<b>WORLD RECORD</b>	<b>10.82</b>	<b>GHAVELAS Athanasios</b>	GRE	Tokyo (JPN)	2 SEP 2021
<b>PARALYMPIC RECORD</b>	<b>10.82</b>	<b>GHAVELAS Athanasios</b>	GRE	Tokyo (JPN)	2 SEP 2021

Rank	Athlete Bib	Name	NPC Code	Date of Birth	Sport Class	Phase	Lane	Pos	Wind	Time
1	1310	<b>GHAVELAS A</b> Guide NYFANTOPOULOS I	GRE	19 DEC 1999	T11	Semi-Final 1/3	3	1	+0.3	<b>11.08</b> Q SB
				1 NOV 1990		Round 1 - Heat 2/5	5	1	-0.1	<b>11.16</b> Q SB
2	1247	<b>ADOLPHE Timothee</b> Guide RENARD Charles	FRA	29 DEC 1989	T11	Semi-Final 2/3	3	1	+0.1	<b>11.11</b> Q
				10 JUN 1996		Round 1 - Heat 1/5	7	1	-0.4	<b>11.19</b> Q
3	1141	<b>DI Dongdong</b> Guide LIAN Jiageng	CHN	29 DEC 1993	T11	Semi-Final 3/3	3	1	+0.2	<b>11.13</b> Q SB
				28 JAN 2000		Round 1 - Heat 3/5	5	1	+0.3	<b>11.24</b> Q SB
4	1511	<b>SHIKONGO Ananias</b> Guide TJIUIJU Even	NAM	21 JUL 1986	T11	Semi-Final 2/3	5	2	+0.1	<b>11.18</b> q SB
				2 FEB 1992		Round 1 - Heat 5/5	5	1	-0.1	<b>11.39</b> Q SB
5	1752	<b>SANTOS GONZALEZ EG</b> Guide MAZA CARABALLO EJ	VEN	23 JUN 1987	T11	Semi-Final 3/3	5	2	+0.2	<b>11.27</b> =PB
				6 DEC 1999		Round 1 - Heat 4/5	7	1	+0.4	<b>11.32</b> Q
6	1234	<b>UCEDA NOVAS EM</b> Guide FOLGADO MUNOZ D	ESP	16 JAN 2001	T11	Semi-Final 1/3	7	2	+0.3	<b>11.34</b> PB
				11 MAY 2000		Round 1 - Heat 3/5	3	2	+0.3	<b>11.37</b> q PB
7	1295	<b>BOETTGER Marcel</b> Guide KOSENKOW A	GER	6 MAY 1993	T11	Semi-Final 1/3	5	3	+0.3	<b>11.36</b>
				14 MAR 1977		Round 1 - Heat 4/5	3	2	+0.4	<b>11.34</b> q
8	1590	<b>ATANGANA GJ</b> Guide NYAMJUA DN	RPT	22 JAN 1999	T11	Semi-Final 3/3	7	3	+0.2	<b>11.49</b>
				10 JUN 1992		Round 1 - Heat 2/5	7	2	-0.1	<b>11.40</b> q PB
9	1157	<b>YE Tao</b> Guide TIAN Haoyu	CHN	14 FEB 1998	T11	Semi-Final 2/3	7	3	+0.1	<b>11.50</b>
				10 SEP 2004		Round 1 - Heat 1/5	5	2	-0.4	<b>11.56</b> q
10	1509	<b>KINDA Chris</b> Guide GOAGOSEB Riwaldo	NAM	9 FEB 1999	T11	Semi-Final 3/3	1	4	+0.2	<b>11.60</b>
				29 AUG 1999		Round 1 - Heat 2/5	3	3	-0.1 YC	<b>11.57</b> q
11	1229	<b>MUNAR MARTINEZ J</b> Guide ROJO GIL Guillermo	ESP	1 FEB 1996	T11	Semi-Final 2/3	1	4	+0.1	<b>11.61</b> =PB
				11 JAN 1992		Round 1 - Heat 4/5	1	3	+0.4	<b>11.61</b> q PB
12	1732	<b>EGAMNAZAROV U</b> Guide BAKHTIYOROV Sardor	UZB	21 APR 2000	T11	Semi-Final 1/3	1	4	+0.3	<b>11.75</b>
				15 AUG 1993		Round 1 - Heat 5/5	7	2	-0.1	<b>11.68</b> q PB

**Note:**  
Yellow Card - Athlete KINDA Chris - R17.5(c) - Disturbs the start.

**Legend:**  
**=PB** Equal Personal Best      **PB** Personal Best      **Pos** Position  
**q** Qualified by time      **R** WPA Rule      **SB** Season Best      **Q** Qualified by place  
**YC** Yellow Card



## Results

### Résultats

Qualification: First in each heat (Q) and the next 7 fastest (q) advance to the Semifinals.

<b>WORLD RECORD</b>	<b>10.82</b>	<b>GHAVELAS Athanasios</b>	GRE	Tokyo (JPN)	2 SEP 2021
<b>PARALYMPIC RECORD</b>	<b>10.82</b>	<b>GHAVELAS Athanasios</b>	GRE	Tokyo (JPN)	2 SEP 2021

Heat 1 Start Time: 10:12 Wind: -0.4 m/s

Rank	Athlete Bib	Name	NPC Code	Date of Birth	Sport Class	Lane	Reaction Time	Result
1	1247	<b>ADOLPHE Timothee</b>	FRA	29 DEC 1989	T11	7	0.160	<b>11.19 Q</b>
		Guide RENARD Charles		10 JUN 1996			0.175	
2	1157	<b>YE Tao</b>	CHN	14 FEB 1998	T11	5	0.208	<b>11.56 q</b>
		Guide TIAN Haoyu		10 SEP 2004			0.134	
3	1097	<b>MENDES da SILVA Daniel</b>	BRA	15 JUN 1979	T11	3	0.139	<b>11.73 SB</b>
		Guide de SOUZA SILVA Wendel		30 NOV 1991			0.147	

Heat 2 Start Time: 10:20 Wind: -0.1 m/s

Rank	Athlete Bib	Name	NPC Code	Date of Birth	Sport Class	Lane	Reaction Time	Result
1	1310	<b>GHAVELAS Athanasios</b>	GRE	19 DEC 1999	T11	5	0.185	<b>11.16 Q SB</b>
		Guide NYFANTOPOULOS Ioannis		1 NOV 1990			0.162	
2	1590	<b>ATANGANA Guillaume Junior</b>	RPT	22 JAN 1999	T11	7	0.168	<b>11.40 q PB</b>
		Guide NYAMJUA Donard Ndim		10 JUN 1992			0.169	
3	1509	<b>KINDA Chris</b>	NAM	9 FEB 1999	T11	3	0.136	YC <b>11.57 q</b>
		Guide GOAGOSEB Riwaldo		29 AUG 1999			0.198	

Heat 3 Start Time: 10:28 Wind: +0.3 m/s

Rank	Athlete Bib	Name	NPC Code	Date of Birth	Sport Class	Lane	Reaction Time	Result
1	1141	<b>DI Dongdong</b>	CHN	29 DEC 1993	T11	5	0.155	<b>11.24 Q SB</b>
		Guide LIAN Jiageng		28 JAN 2000			0.150	
2	1234	<b>UCEDA NOVAS Eduardo Manuel</b>	ESP	16 JAN 2001	T11	3	0.142	<b>11.37 q PB</b>
		Guide FOLGADO MUNOZ Diego		11 MAY 2000			0.155	
3	1256	<b>MAKUNDA Gauthier</b>	FRA	15 SEP 1983	T11	7	0.166	<b>12.06 SB</b>
		Guide BERLAND Joachim		26 NOV 2000			0.133	

Heat 4 Start Time: 10:36 Wind: +0.4 m/s

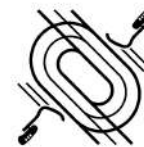
Rank	Athlete Bib	Name	NPC Code	Date of Birth	Sport Class	Lane	Reaction Time	Result
1	1752	<b>SANTOS GONZALEZ EG</b>	VEN	23 JUN 1987	T11	7	0.175	<b>11.32 Q</b>
		Guide MAZA CARABALLO Eubrig Jose		6 DEC 1999			0.177	
2	1295	<b>BOETTGER Marcel</b>	GER	6 MAY 1993	T11	3	0.158	<b>11.34 q</b>
		Guide KOSENKOW Alexander		14 MAR 1977			0.157	
3	1229	<b>MUNAR MARTINEZ Joan</b>	ESP	1 FEB 1996	T11	1	0.150	<b>11.61 q PB</b>
		Guide ROJO GIL Guillermo		11 JAN 1992			0.144	
4	1133	<b>MOUAMBAKO Emmanuel Grace</b>	CGO	21 SEP 1988	T11	5	0.190	YC <b>12.07</b>
		Guide LOUSSANGA Sharon Victor		7 NOV 2003			0.194	

Heat 5 Start Time: 10:44 Wind: -0.1 m/s

Rank	Athlete Bib	Name	NPC Code	Date of Birth	Sport Class	Lane	Reaction Time	Result
1	1511	<b>SHIKONGO Ananias</b>	NAM	21 JUL 1986	T11	5	0.223	<b>11.39 Q SB</b>
		Guide TJIUJUJU Even		2 FEB 1992			0.212	
2	1732	<b>EGAMNAZAROV Urganchbek</b>	UZB	21 APR 2000	T11	7	0.173	<b>11.68 q PB</b>
		Guide BAKHTIYOROV Sardor		15 AUG 1993			0.141	
3	1084	<b>de SOUZA GOMES Felipe</b>	BRA	26 APR 1986	T11	1	0.178	<b>11.69</b>
		Guide de LIMA SILVA Jonas Alexandre		19 FEB 1987			0.166	
4	1291	<b>BARI Mama Saliu</b>	GBS	7 MAR 1994	T11	3	0.155	<b>12.69 SB</b>
		Guide SEMEDO Klisman		16 FEB 1996			0.125	







## Results Summary

### Résumé des résultats

Qualification: First in each heat (Q) and the next 7 fastest (q) advance to the Semifinals.

<b>WORLD RECORD</b>	<b>10.82</b>	<b>GHAVELAS Athanasios</b>	GRE	Tokyo (JPN)	2 SEP 2021
<b>PARALYMPIC RECORD</b>	<b>10.82</b>	<b>GHAVELAS Athanasios</b>	GRE	Tokyo (JPN)	2 SEP 2021

Rank	Athlete Bib	Name	NPC Code	Sport Class	Heat	Lane	Pos	Time	Wind		
1	1310	<b>GHAVELAS Athanasios</b> Guide NYFANTOPOULOS Ioannis	GRE	T11	2	5	1	<b>11.16</b>	-0.1	Q	SB
2	1247	<b>ADOLPHE Timothee</b> Guide RENARD Charles	FRA	T11	1	7	1	<b>11.19</b>	-0.4	Q	
3	1141	<b>DI Dongdong</b> Guide LIAN Jiageng	CHN	T11	3	5	1	<b>11.24</b>	+0.3	Q	SB
4	1752	<b>SANTOS GONZALEZ EG</b> Guide MAZA CARABALLO Eubrig Jose	VEN	T11	4	7	1	<b>11.32</b>	+0.4	Q	
5	1295	<b>BOETTGER Marcel</b> Guide KOSENKOW Alexander	GER	T11	4	3	2	<b>11.34</b>	+0.4	q	
6	1234	<b>UCEDA NOVAS Eduardo Manuel</b> Guide FOLGADO MUNOZ Diego	ESP	T11	3	3	2	<b>11.37</b>	+0.3	q	PB
7	1511	<b>SHIKONGO Ananias</b> Guide TJIUIJU Even	NAM	T11	5	5	1	<b>11.39</b>	-0.1	Q	SB
8	1590	<b>ATANGANA Guillaume Junior</b> Guide NYAMJUA Donard Ndim	RPT	T11	2	7	2	<b>11.40</b>	-0.1	q	PB
9	1157	<b>YE Tao</b> Guide TIAN Haoyu	CHN	T11	1	5	2	<b>11.56</b>	-0.4	q	
10	1509	<b>KINDA Chris</b> Guide GOAGOSEB Riwaldo	NAM	T11	2	3	3	<b>11.57</b>	-0.1	q	YC
11	1229	<b>MUNAR MARTINEZ Joan</b> Guide ROJO GIL Guillermo	ESP	T11	4	1	3	<b>11.61</b>	+0.4	q	PB
12	1732	<b>EGAMNAZAROV Urganchbek</b> Guide BAKHTIYOROV Sardor	UZB	T11	5	7	2	<b>11.68</b>	-0.1	q	PB
13	1084	<b>de SOUZA GOMES Felipe</b> Guide de LIMA SILVA Jonas Alexandre	BRA	T11	5	1	3	<b>11.69</b>	-0.1		
14	1097	<b>MENDES da SILVA Daniel</b> Guide de SOUZA SILVA Wendel	BRA	T11	1	3	3	<b>11.73</b>	-0.4		SB
15	1256	<b>MAKUNDA Gauthier</b> Guide BERLAND Joachim	FRA	T11	3	7	3	<b>12.06</b>	+0.3		SB
16	1133	<b>MOUAMBAKO Emmanuel Grace</b> Guide LOUSSANGA Sharon Victor	CGO	T11	4	5	4	<b>12.07</b>	+0.4		YC
17	1291	<b>BARI Mama Saliu</b> Guide SEMEDO Klisman	GBS	T11	5	3	4	<b>12.69</b>	-0.1		SB

**Note:**  
Yellow Card - Athlete KINDA Chris - R17.5(c) - Disturbs the start.  
Yellow Card - Athlete MOUAMBAKO Emmanuel Grace - R6.16.1 - Noncompliance of equipment – racing chairs, running frames, throwing frames, prosthetic devices, helmets, tethers and eye masks/opaque glasses.

Legend:		Pos	Position	Q	Qualified by place	q	Qualified by time
<b>PB</b>	Personal Best	<b>YC</b>	Yellow Card				
<b>SB</b>	Season Best						



Results  
Résultats

**REVISED**  
3 SEP 22:38

<b>WORLD RECORD</b>	<b>10.43</b>	<b>KASHAFALI Salum Ageze</b>	NOR	Tokyo (JPN)	29 AUG 2021
<b>PARALYMPIC RECORD</b>	<b>10.43</b>	<b>KASHAFALI Salum Ageze</b>	NOR	Tokyo (JPN)	29 AUG 2021

Wind: -0.3m/s

Rank	Athlete Bib	Name	NPC Code	Date of Birth	Sport Class	Lane	Reaction Time	Result
1	1713	MALONE Noah	USA	13 OCT 2001	T12	3	0.165	<b>10.71</b>
2	1096	MARINHO de OLIVEIRA Joeferson	BRA	7 JAN 1999	T12	1	0.137	<b>10.84</b>
3	1279	SHAW Zachary	GBR	24 SEP 1995	T12	7	0.155	<b>10.94</b>
	1673	YILDIRIM Serkan	TUR	22 AUG 1991	T12	5	0.137	<b>DQ</b>

Weather conditions

Temperature: 23 °C      Humidity: 84 %      Conditions: Partly cloudy

**Note:**  
The athlete bib 1673 YILDIRIM Serkan (TUR) has been disqualified for not being eligible to compete in the event. More information is available in OC No. 41.

**Legend:**  
DQ Disqualified

**REVISED** DQ for athlete bib 1673 YILDIRIM Serkan (TUR) added.



## Results Progression

Progression des résultats

**REVISED**

3 SEP 22:39

<b>WORLD RECORD</b>	<b>10.43</b>	<b>KASHAFALI Salum Ageze</b>	NOR	Tokyo (JPN)	29 AUG 2021
<b>PARALYMPIC RECORD</b>	<b>10.43</b>	<b>KASHAFALI Salum Ageze</b>	NOR	Tokyo (JPN)	29 AUG 2021

Rank	Athlete Bib	Name	NPC Code	Date of Birth	Sport Class	Phase	Lane	Pos	Wind	Time
1	1713	MALONE Noah	USA	13 OCT 2001	T12	Final	3	1	-0.3	<b>10.71</b>
						Round 1 - Heat 1/3	7	1	-0.2	<b>10.75 Q</b>
2	1096	MARINHO de OLIVEI.	BRA	7 JAN 1999	T12	Final	1	2	-0.3	<b>10.84</b>
						Round 1 - Heat 3/3	7	1	0.0	<b>11.01 q</b>
3	1279	SHAW Zachary	GBR	24 SEP 1995	T12	Final	7	3	-0.3	<b>10.94</b>
						Round 1 - Heat 2/3	7	1	-0.6	<b>11.15 Q</b>
	1673	YILDIRIM Serkan	TUR	22 AUG 1991	T12	Final	5			<b>DQ</b>
						Round 1 - Heat 3/3	1			<b>DQ</b>

**Note:**

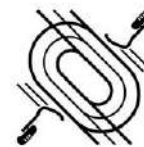
The athlete bib 1673 YILDIRIM Serkan (TUR) has been disqualified for not being eligible to compete in the event. More information is available in OC No. 41.

**Legend:**

**DQ** Disqualified      **Pos** Position      **Q** Qualified by place      **q** Qualified by time

REVISED

**DQ for athlete bib 1673 YILDIRIM Serkan (TUR) added.**



**Official Communication**  
Communication officielle

Item: 41

**Men's 100m - T12 medals reallocation**

**Summary:**

Results of Serkan Yildirim (TUR) in Men's 100m - T12 event disqualified.

**Details:**

In accordance with the lifting of the injunction previously imposed on 30 August 2024 by the Bonn regional court, the results of the athlete Serkan Yildirim (TUR) in the Men's 100m – T12 heats and final are disqualified, with all resulting consequences.

The final medal results of the Men's 100m – T12 final are:

Gold: MALONE Noah (USA)

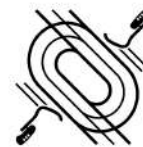
Silver: MARINHO de OLIVEIRA Joeferson (BRA)

Bronze: SHAW Zachary (GBR)

Issued by: Paul Fitzgerald, Head of World Para Athletics  
Time: 22:24  
Date: 3 SEP 2024

This decision affects: Results   
Schedule   
Other

X



## Results

Résultats

**REVISED**

3 SEP 22:44

Qualification: First in each heat (Q) and the next 1 fastest (q) advance to the Final.

<b>WORLD RECORD</b>	10.43	KASHAFALI Salum Ageze	NOR	Tokyo (JPN)	29 AUG 2021
<b>PARALYMPIC RECORD</b>	10.43	KASHAFALI Salum Ageze	NOR	Tokyo (JPN)	29 AUG 2021

**Heat 1** Start Time: 10:34 Wind: -0.2 m/s

Rank	Athlete Bib	Name	NPC Code	Date of Birth	Sport Class	Lane	Reaction Time	Result
1	1713	MALONE Noah	USA	13 OCT 2001	T12	7	0.193	10.75 Q
2	1599	SMIT Jaco	RSA	5 MAR 1988	T12	5	0.148	11.12
3	1082	de OLIVEIRA Marcos Vinicius	BRA	6 JUL 1995	T12	3	0.154	11.61

**Heat 2** Start Time: 10:42 Wind: -0.6 m/s

Rank	Athlete Bib	Name	NPC Code	Date of Birth	Sport Class	Lane	Reaction Time	Result
1	1279	SHAW Zachary	GBR	24 SEP 1995	T12	7	0.169	11.15 Q
2	1108	TEODORO Kesley	BRA	24 JAN 1993	T12	1	0.160	11.16
3	1483	ABDUL SAMAD Abdul Razzag	MDV	20 APR 1985	T12	5	0.236	14.46 SB
	1025	VAZQUEZ Fernando	ARG	20 DEC 1999	T12	3		0.097 DQ R17.8

**Heat 3** Start Time: 10:50 Wind: 0.0 m/s

Rank	Athlete Bib	Name	NPC Code	Date of Birth	Sport Class	Lane	Reaction Time	Result
1	1096	MARINHO de OLIVEI.	BRA	7 JAN 1999	T12	7	0.143	11.01 q
2	1546	TARASOV Roman	NPA	19 DEC 1992	T12	3	0.220	11.07 SB
3	1464	BOUJA Mouncef	MAR	6 MAR 1998	T12	5	0.176	11.14
	1673	YILDIRIM Serkan	TUR	22 AUG 1991	T12	1	0.144	DQ

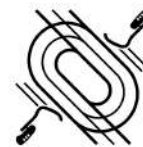
### Weather conditions at the beginning of the 1st heat

Temperature: 18 °C Humidity: 77 % Conditions: Light rain

**Note:**  
R17.8 - False start  
The athlete bib 1673 YILDIRIM Serkan (TUR) has been disqualified for not being eligible to compete in the event. More information is available in OC No. 41.

Legend:			
DQ	Disqualified	Fn	False start
R	WPA Rule	SB	Season Best
Q	Qualified by place	q	Qualified by time

**REVISED** DQ for athlete bib 1673 YILDIRIM Serkan (TUR) added.



## Results Summary

Résumé des résultats

**REVISED**

3 SEP 22:45

Qualification: First in each heat (Q) and the next 1 fastest (q) advance to the Final.

<b>WORLD RECORD</b>	<b>10.43</b>	<b>KASHAFALI Salum Ageze</b>	NOR	Tokyo (JPN)	29 AUG 2021
<b>PARALYMPIC RECORD</b>	<b>10.43</b>	<b>KASHAFALI Salum Ageze</b>	NOR	Tokyo (JPN)	29 AUG 2021

Rank	Athlete Bib	Name	NPC Code	Sport Class	Heat	Lane	Pos	Time	Wind	
1	1713	MALONE Noah	USA	T12	1	7	1	<b>10.75</b>	-0.2	<b>Q</b>
2	1096	MARINHO de OLIVEIRA Joeferson	BRA	T12	3	7	1	<b>11.01</b>	0.0	<b>q</b>
3	1546	TARASOV Roman	NPA	T12	3	3	2	<b>11.07</b>	0.0	SB
4	1599	SMIT Jaco	RSA	T12	1	5	2	<b>11.12</b>	-0.2	
5	1464	BOUJA Mouncef	MAR	T12	3	5	3	<b>11.14</b>	0.0	
6	1279	SHAW Zachary	GBR	T12	2	7	1	<b>11.15</b>	-0.6	<b>Q</b>
7	1108	TEODORO Kesley	BRA	T12	2	1	2	<b>11.16</b>	-0.6	
8	1082	de OLIVEIRA Marcos Vinicius	BRA	T12	1	3	3	<b>11.61</b>	-0.2	
9	1483	ABDUL SAMAD Abdul Razzag	MDV	T12	2	5	3	<b>14.46</b>	-0.6	SB
	1025	VAZQUEZ Fernando	ARG	T12	2	3	0.097	<b>DQ</b>		R17.8
	1673	YILDIRIM Serkan	TUR	T12	3	1		<b>DQ</b>		

**Note:**

R17.8 - False start

The athlete bib 1673 YILDIRIM Serkan (TUR) has been disqualified for not being eligible to compete in the event. More information is available in OC No. 41.

**Legend:**

**DQ** Disqualified      **Pos** Position      **Q** Qualified by place      **q** Qualified by time  
**R** WPA Rule      **SB** Season Best

**REVISED** DQ for athlete bib 1673 YILDIRIM Serkan (TUR) added.



## Results

### Résultats

<b>WORLD RECORD</b>	<b>10.37</b>	<b>KASHAFALI Salum Ageze</b>	NOR	Oslo (NOR)	15 JUN 2023
<b>PARALYMPIC RECORD</b>	<b>10.46</b>	<b>SMYTH Jason</b>	IRL	London (GBR)	1 SEP 2012

Wind: -0.1m/s

Rank	Athlete Bib	Name	NPC Code	Date of Birth	Sport Class	Lane	Reaction Time	Result
1	1000	ATHMANI Skander Djamil	ALG	21 JUN 1992	T13	4	0.160	<b>10.42</b> PR,AR
2	1519	KASHAFALI Salum Ageze	NOR	25 NOV 1993	T13	5	0.139	<b>10.47</b> SB
3	1414	KAWAKAMI Shuta	JPN	22 NOV 1998	T13	7	0.192	<b>10.80</b>
4	1042	PERRIS Chad	AUS	15 JUN 1992	T13	6	0.140	<b>10.80</b> AR
5	1710	JEAN-PAUL Isaac	USA	4 FEB 1993	T13	2	0.156	<b>10.93</b> SB
6	1281	SKINNER Zak	GBR	16 OCT 1998	T13	3	0.151	<b>10.93</b>
7	1502	COULIBALY Samba	MLI	16 AUG 2006	T13	8	0.141	<b>10.97</b>
8	1510	NAMBALA Johannes	NAM	15 FEB 1991	T13	9	0.168	<b>11.09</b> SB

#### Weather conditions

Temperature: 26 °C Humidity: 54 % Conditions: Partly cloudy

<b>Legend:</b>	<b>AR</b> Area Record	<b>PR</b> Paralympic Record	<b>SB</b> Season Best
----------------	-----------------------	-----------------------------	-----------------------





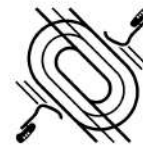
## Results Progression

Progression des résultats

<b>WORLD RECORD</b>	<b>10.37</b>	<b>KASHAFALI Salum Ageze</b>	NOR	Oslo (NOR)	15 JUN 2023
<b>PARALYMPIC RECORD</b>	<b>10.46</b>	<b>SMYTH Jason</b>	IRL	London (GBR)	1 SEP 2012

Rank	Athlete Bib	Name	NPC Code	Date of Birth	Sport Class	Phase	Lane	Pos	Wind	Time	
1	1000	ATHMANI SD	ALG	21 JUN 1992	T13	Final	4	1	-0.1	<b>10.42</b>	PR,AR
						Round 1 - Heat 1/2	5	1	+0.1	<b>10.51</b>	Q
2	1519	KASHAFALI SA	NOR	25 NOV 1993	T13	Final	5	2	-0.1	<b>10.47</b>	SB
						Round 1 - Heat 2/2	7	1	+0.1	<b>10.57</b>	Q
3	1414	KAWAKAMI Shuta	JPN	22 NOV 1998	T13	Final	7	3	-0.1	<b>10.80</b>	
						Round 1 - Heat 2/2	3	2	+0.1	<b>10.80</b>	Q
4	1042	PERRIS Chad	AUS	15 JUN 1992	T13	Final	6	4	-0.1	<b>10.80</b>	AR
						Round 1 - Heat 1/2	6	2	+0.1	<b>10.87</b>	Q
5	1710	JEAN-PAUL Isaac	USA	4 FEB 1993	T13	Final	2	5	-0.1	<b>10.93</b>	SB
						Round 1 - Heat 2/2	6	4	+0.1	<b>10.97</b>	q SB
6	1281	SKINNER Zak	GBR	16 OCT 1998	T13	Final	3	6	-0.1	<b>10.93</b>	
						Round 1 - Heat 2/2	4	3	+0.1	<b>10.97</b>	Q
7	1502	COULIBALY Samba	MLI	16 AUG 2006	T13	Final	8	7	-0.1	<b>10.97</b>	
						Round 1 - Heat 1/2	3	3	+0.1	<b>10.95</b>	Q PB
8	1510	NAMBALA Johannes	NAM	15 FEB 1991	T13	Final	9	8	-0.1	<b>11.09</b>	SB
						Round 1 - Heat 2/2	2	5	+0.1	<b>11.10</b>	q SB

<b>Legend:</b>							
<b>AR</b>	Area Record	<b>PB</b>	Personal Best	<b>Pos</b>	Position	<b>PR</b>	Paralympic Record
<b>Q</b>	Qualified by place	<b>q</b>	Qualified by time	<b>SB</b>	Season Best		



## Results

### Résultats

Qualification: First 3 in each heat (Q) and the next 2 fastest (q) advance to the Final.

<b>WORLD RECORD</b>	<b>10.37</b>	<b>KASHAFALI Salum Ageze</b>	NOR	Oslo (NOR)	15 JUN 2023
<b>PARALYMPIC RECORD</b>	<b>10.46</b>	<b>SMYTH Jason</b>	IRL	London (GBR)	1 SEP 2012

Heat 1 Start Time: 11:49 Wind: +0.1 m/s

Rank	Athlete Bib	Name	NPC Code	Date of Birth	Sport Class	Lane	Reaction Time	Result
1	1000	ATHMANI Skander Djamil	ALG	21 JUN 1992	T13	5	0.167	<b>10.51 Q</b>
2	1042	PERRIS Chad	AUS	15 JUN 1992	T13	6	0.126	<b>10.87 Q</b>
3	1502	COULIBALY Samba	MLI	16 AUG 2006	T13	3	0.188	<b>10.95 Q PB</b>
4	1520	SVERD Vegard Dragsund	NOR	1 JUN 1999	T13	8	0.149	<b>11.20 SB</b>
5	1300	MARZILLIER Max	GER	5 SEP 2001	T13	4	0.137	<b>11.46</b>
6	1632	DAMMUNEE Jakkarin	THA	20 APR 2000	T13	7	0.204	<b>12.83</b>

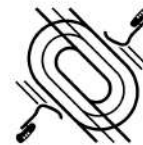
Heat 2 Start Time: 11:57 Wind: +0.1 m/s

Rank	Athlete Bib	Name	NPC Code	Date of Birth	Sport Class	Lane	Reaction Time	Result
1	1519	KASHAFALI Salum Ageze	NOR	25 NOV 1993	T13	7	0.145	<b>10.57 Q</b>
2	1414	KAWAKAMI Shuta	JPN	22 NOV 1998	T13	3	0.138	<b>10.80 Q</b>
3	1281	SKINNER Zak	GBR	16 OCT 1998	T13	4	0.143	<b>10.97 Q</b>
4	1710	JEAN-PAUL Isaac	USA	4 FEB 1993	T13	6	0.151	<b>10.97 q SB</b>
5	1510	NAMBALA Johannes	NAM	15 FEB 1991	T13	2	0.178	<b>11.10 q SB</b>
6	1731	AKHMEDOV Doniyorjon	UZB	29 NOV 1994	T13	5	0.219	<b>11.42 SB</b>
7	1227	IKHIUWU SMITH WA	ESP	26 JUL 2002	T13	8	0.193	<b>11.74</b>

#### Weather conditions at the beginning of the 1st heat

Temperature: 26 °C Humidity: 72 % Conditions: Sunny

<b>Legend:</b>	<b>PB</b> Personal Best	<b>Q</b> Qualified by place	<b>q</b> Qualified by time	<b>SB</b> Season Best
----------------	-------------------------	-----------------------------	----------------------------	-----------------------



## Results Summary

### Résumé des résultats

Qualification: First 3 in each heat (Q) and the next 2 fastest (q) advance to the Final.

<b>WORLD RECORD</b>	<b>10.37</b>	<b>KASHAFALI Salum Ageze</b>	NOR	Oslo (NOR)	15 JUN 2023
<b>PARALYMPIC RECORD</b>	<b>10.46</b>	<b>SMYTH Jason</b>	IRL	London (GBR)	1 SEP 2012

Rank	Athlete Bib	Name	NPC Code	Sport Class	Heat	Lane	Pos	Time	Wind	
1	1000	ATHMANI Skander Djamil	ALG	T13	1	5	1	<b>10.51</b>	+0.1	Q
2	1519	KASHAFALI Salum Ageze	NOR	T13	2	7	1	<b>10.57</b>	+0.1	Q
3	1414	KAWAKAMI Shuta	JPN	T13	2	3	2	<b>10.80</b>	+0.1	Q
4	1042	PERRIS Chad	AUS	T13	1	6	2	<b>10.87</b>	+0.1	Q
5	1502	COULIBALY Samba	MLI	T13	1	3	3	<b>10.95</b>	+0.1	Q PB
6	1281	SKINNER Zak	GBR	T13	2	4	3	<b>10.97</b>	+0.1	Q
7	1710	JEAN-PAUL Isaac	USA	T13	2	6	4	<b>10.97</b>	+0.1	q SB
8	1510	NAMBALA Johannes	NAM	T13	2	2	5	<b>11.10</b>	+0.1	q SB
9	1520	SVERD Vegard Dragsund	NOR	T13	1	8	4	<b>11.20</b>	+0.1	SB
10	1731	AKHMEDOV Doniyorjon	UZB	T13	2	5	6	<b>11.42</b>	+0.1	SB
11	1300	MARZILLIER Max	GER	T13	1	4	5	<b>11.46</b>	+0.1	
12	1227	IKHIUWU SMITH Winsdom Asisosa	ESP	T13	2	8	7	<b>11.74</b>	+0.1	
13	1632	DAMMUNEE Jakkarin	THA	T13	1	7	6	<b>12.83</b>	+0.1	

<b>Legend:</b>							
<b>PB</b>	Personal Best	<b>Pos</b>	Position	<b>Q</b>	Qualified by place	<b>q</b>	Qualified by time
<b>SB</b>	Season Best						



## Results

### Résultats

#### T34 Records

<b>WORLD RECORD</b>	<b>14.46</b>	<b>KTILA Walid</b>	TUN	Arbon (SUI)	1 JUN 2019
<b>PARALYMPIC RECORD</b>	<b>14.81</b>	<b>RATTANA Chaiwat</b>	THA	Paris (FRA)	1 SEP 2024

Wind: -0.8m/s

Rank	Athlete Bib	Name	NPC Code	Date of Birth	Sport Class	Lane	Result
1	1639	<b>RATTANA Chaiwat</b>	THA	28 MAY 1996	T34	5	<b>14.76</b> PR,AR
2	1658	<b>KTILA Walid</b>	TUN	20 JUL 1985	T34	4	<b>15.14</b>
3	1124	<b>SMEENK Austin</b>	CAN	24 FEB 1997	T34	6	<b>15.19</b>
4	1040	<b>McCRACKEN Rheed</b>	AUS	20 JAN 1997	T34	3	<b>15.31</b> SB
5	1676	<b>OTHMAN Mohamad</b>	UAE	26 JAN 2004	T34	2	<b>15.40</b>
6	1584	<b>ARSHID Ali Radi</b>	QAT	3 JAN 2004	T34	7	<b>15.42</b>
7	1244	<b>MANNI Henry</b>	FIN	18 JUN 1992	T34	8	<b>15.64</b>
8	1143	<b>GONG Wenhao</b>	CHN	11 MAR 1999	T34	9	<b>15.67</b>

#### Weather conditions

Temperature: 22 °C Humidity: 73 % Conditions: Few clouds

<b>Legend:</b>	<b>AR</b> Area Record	<b>PR</b> Paralympic Record	<b>SB</b> Season Best
----------------	-----------------------	-----------------------------	-----------------------



## Results Progression

Progression des résultats

### T34 Records

<b>WORLD RECORD</b>	<b>14.46</b>	<b>KTILA Walid</b>	TUN	Arbon (SUI)	1 JUN 2019
<b>PARALYMPIC RECORD</b>	<b>14.81</b>	<b>RATTANA Chaiwat</b>	THA	Paris (FRA)	1 SEP 2024

Rank	Athlete Bib	Name	NPC Code	Date of Birth	Sport Class	Phase	Lane	Pos	Wind	Time	
1	1639	RATTANA Chaiwat	THA	28 MAY 1996	T34	Final	5	1	-0.8	<b>14.76</b>	PR,AR
						Round 1 - Heat 2/2	4	1	-1.1	<b>14.81</b>	Q PR,AR
2	1658	KTILA Walid	TUN	20 JUL 1985	T34	Final	4	2	-0.8	<b>15.14</b>	
						Round 1 - Heat 2/2	6	2	-1.1	<b>15.09</b>	Q
3	1124	SMEENK Austin	CAN	24 FEB 1997	T34	Final	6	3	-0.8	<b>15.19</b>	
						Round 1 - Heat 1/2	3	1	-0.4	<b>15.38</b>	Q
4	1040	McCRACKEN Rheed	AUS	20 JAN 1997	T34	Final	3	4	-0.8	<b>15.31</b>	SB
						Round 1 - Heat 1/2	7	2	-0.4	<b>15.62</b>	Q SB
5	1676	OTHMAN Mohamad	UAE	26 JAN 2004	T34	Final	2	5	-0.8	<b>15.40</b>	
						Round 1 - Heat 1/2	4	4	-0.4	<b>15.77</b>	q
6	1584	ARSHID Ali Radi	QAT	3 JAN 2004	T34	Final	7	6	-0.8	<b>15.42</b>	
						Round 1 - Heat 2/2	7	3	-1.1	<b>15.20</b>	Q PB
7	1244	MANNI Henry	FIN	18 JUN 1992	T34	Final	8	7	-0.8	<b>15.64</b>	
						Round 1 - Heat 1/2	6	3	-0.4	<b>15.74</b>	Q
8	1143	GONG Wenhao	CHN	11 MAR 1999	T34	Final	9	8	-0.8	<b>15.67</b>	
						Round 1 - Heat 1/2	5	5	-0.4	<b>15.81</b>	q

<b>Legend:</b>	<b>AR</b> Area Record	<b>PB</b> Personal Best	<b>Pos</b> Position	<b>PR</b> Paralympic Record
<b>Q</b> Qualified by place	<b>q</b> Qualified by time	<b>SB</b> Season Best		



## Results

### Résultats

Qualification: First 3 in each heat (Q) and the next 2 fastest (q) advance to the Final.

#### T34 Records

<b>WORLD RECORD</b>	<b>14.46</b>	<b>KTILA Walid</b>	TUN	Arbon (SUI)	1 JUN 2019
<b>PARALYMPIC RECORD</b>	<b>15.01</b>	<b>KTILA Walid</b>	TUN	Tokyo (JPN)	30 AUG 2021

**Heat 1** Start Time: 10:55 Wind: -0.4 m/s

Rank	Athlete Bib	Name	NPC Code	Date of Birth	Sport Class	Lane	Result
1	1124	SMEENK Austin	CAN	24 FEB 1997	T34	3	15.38 Q
2	1040	McCRACKEN Rheed	AUS	20 JAN 1997	T34	7	15.62 Q SB
3	1244	MANNI Henry	FIN	18 JUN 1992	T34	6	15.74 Q
4	1676	OTHMAN Mohamad	UAE	26 JAN 2004	T34	4	15.77 q
5	1143	GONG Wenhao	CHN	11 MAR 1999	T34	5	15.81 q

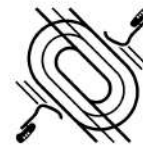
**Heat 2** Start Time: 11:02 Wind: -1.1 m/s

Rank	Athlete Bib	Name	NPC Code	Date of Birth	Sport Class	Lane	Result
1	1639	RATTANA Chaiwat	THA	28 MAY 1996	T34	4	14.81 Q PR,AR
2	1658	KTILA Walid	TUN	20 JUL 1985	T34	6	15.09 Q
3	1584	ARSHID Ali Radi	QAT	3 JAN 2004	T34	7	15.20 Q PB
4	1154	WANG Yang	CHN	22 MAY 2003	T34	5	15.86 SB
5	1505	MICHEL Roberto	MRI	29 JUN 2000	T34	3	16.01

#### Weather conditions at the beginning of the 1st heat

Temperature: 25 °C Humidity: 77 % Conditions: Sunny

<b>Legend:</b>	<b>AR</b> Area Record	<b>PB</b> Personal Best	<b>PR</b> Paralympic Record	<b>Q</b> Qualified by place
	<b>q</b> Qualified by time	<b>SB</b> Season Best		



## Results Summary

### Résumé des résultats

Qualification: First 3 in each heat (Q) and the next 2 fastest (q) advance to the Final.

#### T34 Records

<b>WORLD RECORD</b>	<b>14.46</b>	<b>KTILA Walid</b>	TUN	Arbon (SUI)	1 JUN 2019
<b>PARALYMPIC RECORD</b>	<b>15.01</b>	<b>KTILA Walid</b>	TUN	Tokyo (JPN)	30 AUG 2021

Rank	Athlete Bib	Name	NPC Code	Sport Class	Heat	Lane	Pos	Time	Wind	
1	1639	RATTANA Chaiwat	THA	T34	2	4	1	14.81	-1.1	Q PR,AR
2	1658	KTILA Walid	TUN	T34	2	6	2	15.09	-1.1	Q
3	1584	ARSHID Ali Radi	QAT	T34	2	7	3	15.20	-1.1	Q PB
4	1124	SMEENK Austin	CAN	T34	1	3	1	15.38	-0.4	Q
5	1040	McCRACKEN Rheed	AUS	T34	1	7	2	15.62	-0.4	Q SB
6	1244	MANNI Henry	FIN	T34	1	6	3	15.74	-0.4	Q
7	1676	OTHMAN Mohamad	UAE	T34	1	4	4	15.77	-0.4	q
8	1143	GONG Wenhao	CHN	T34	1	5	5	15.81	-0.4	q
9	1154	WANG Yang	CHN	T34	2	5	4	15.86	-1.1	SB
10	1505	MICHEL Roberto	MRI	T34	2	3	5	16.01	-1.1	

<b>Legend:</b>	<b>AR</b> Area Record	<b>PB</b> Personal Best	<b>Pos</b> Position	<b>PR</b> Paralympic Record
	<b>Q</b> Qualified by place	<b>q</b> Qualified by time	<b>SB</b> Season Best	



## Results

### Résultats

<b>WORLD RECORD</b>	<b>11.39</b>	<b>SAFRONOV Dmitrii</b>	RPC	Tokyo (JPN)	30 AUG 2021
<b>PARALYMPIC RECORD</b>	<b>11.39</b>	<b>SAFRONOV Dmitrii</b>	RPC	Tokyo (JPN)	30 AUG 2021

Wind: +0.3m/s

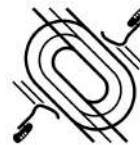
Rank	Athlete Bib	Name	NPC Code	Date of Birth	Sport Class	Lane	Result
1	1689	<b>TSVIETOV Ihor</b>	UKR	2 MAR 1994	T35	7	<b>11.43</b> PB
2	1531	<b>KALASHIAN Artem</b>	NPA	9 DEC 1996	T35	4	<b>11.70</b> PB
3	1542	<b>SAFRONOV Dmitrii</b>	NPA	12 OCT 1995	T35	5	<b>11.79</b> SB
4	1075	<b>CAETANO NASCIMENTO Henrique</b>	BRA	11 JAN 1999	T35	3	<b>11.85</b> AR
5	1524	<b>DZHATIEV David</b>	NPA	16 AUG 2002	T35	6	<b>12.06</b>
6	1688	<b>TETIUKHIN Ivan</b>	UKR	9 MAY 2005	T35	9	<b>12.07</b> PB
7	1026	<b>VILLA Maximiliano</b>	ARG	13 FEB 2007	T35	2	<b>12.21</b> SB
8	1074	<b>BORDIGNON Fabio</b>	BRA	20 JUN 1992	T35	1	<b>12.41</b>
9	1019	<b>BARRETO Hernan</b>	ARG	14 APR 1991	T35	8	<b>12.41</b> SB

#### Weather conditions

Temperature: 24 °C Humidity: 61 % Conditions: Overcast

<b>Legend:</b>	<b>AR</b> Area Record	<b>PB</b> Personal Best	<b>SB</b> Season Best
----------------	-----------------------	-------------------------	-----------------------





## Results

### Résultats

<b>WORLD RECORD</b>	<b>11.72</b>	<b>TURNER James</b>	AUS	Dubai (UAE)	10 NOV 2019
<b>PARALYMPIC RECORD</b>	<b>11.85</b>	<b>DENG Peicheng</b>	CHN	Tokyo (JPN)	4 SEP 2021

Wind: +0.8m/s

Rank	Athlete Bib	Name	NPC Code	Date of Birth	Sport Class	Lane	Result	
1	1045	TURNER James	AUS	22 MAY 1996	T36	3	<b>11.85</b>	=PR,SB
2	1020	CHAVEZ Alexis Sebastian	ARG	18 JUL 2002	T36	7	<b>11.88</b>	(.871)
3	1156	YANG Yifei	CHN	11 OCT 1991	T36	6	<b>11.88</b>	(.877) =SB
4	1547	TORSUNOV Evgenii	NPA	30 AUG 1990	T36	5	<b>11.95</b>	SB
5	1140	DENG Peicheng	CHN	30 MAY 1996	T36	4	<b>12.00</b>	
6	1555	STEDMAN William	NZL	5 DEC 1999	T36	9	<b>12.35</b>	PB
7	1071	ALMEIDA RAMOS Aser Mateus	BRA	23 JUN 1991	T36	8	<b>12.38</b>	SB
8	1012	THELAIDJIA Fakhr Eddine	ALG	31 OCT 1999	T36	2	<b>12.56</b>	PB

#### Weather conditions

Temperature: 17 °C Humidity: 98 % Conditions: Overcast

<b>Legend:</b>	<b>=PR</b> Equal Paralympic Record	<b>=SB</b> Equal Season Best	<b>PB</b> Personal Best	<b>SB</b> Season Best
----------------	------------------------------------	------------------------------	-------------------------	-----------------------



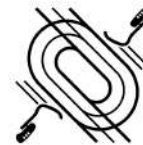
## Results Progression

Progression des résultats

<b>WORLD RECORD</b>	<b>11.72</b>	<b>TURNER James</b>	AUS	Dubai (UAE)	10 NOV 2019
<b>PARALYMPIC RECORD</b>	<b>11.85</b>	<b>DENG Peicheng</b>	CHN	Tokyo (JPN)	4 SEP 2021

Rank	Athlete Bib	Name	NPC Code	Date of Birth	Sport Class	Phase	Lane	Pos	Wind	Time	
1	1045	TURNER James	AUS	22 MAY 1996	T36	Final Round 1 - Heat 1/2	3 4	1 3	+0.8 +0.2	<b>11.85</b> <b>12.09</b>	=PR,SB Q
2	1020	CHAVEZ AS	ARG	18 JUL 2002	T36	Final Round 1 - Heat 2/2	7 6	2 1	+0.8 +0.5	<b>11.88</b> <b>11.86</b>	Q SB
3	1156	YANG Yifei	CHN	11 OCT 1991	T36	Final Round 1 - Heat 1/2	6 5	3 1	+0.8 +0.2	<b>11.88</b> <b>11.88</b>	=SB Q SB
4	1547	TORSUNOV Evgenii	NPA	30 AUG 1990	T36	Final Round 1 - Heat 1/2	5 8	4 2	+0.8 +0.2	<b>11.95</b> <b>12.08</b>	SB Q SB
5	1140	DENG Peicheng	CHN	30 MAY 1996	T36	Final Round 1 - Heat 2/2	4 5	5 2	+0.8 +0.5	<b>12.00</b> <b>12.13</b>	Q
6	1555	STEDMAN William	NZL	5 DEC 1999	T36	Final Round 1 - Heat 1/2	9 6	6 4	+0.8 +0.2	<b>12.35</b> <b>12.41</b>	PB q SB
7	1071	ALMEIDA RAMOS AM	BRA	23 JUN 1991	T36	Final Round 1 - Heat 2/2	8 4	7 3	+0.8 +0.5	<b>12.38</b> <b>12.45</b>	SB Q SB
8	1012	THELAIDJIA FE	ALG	31 OCT 1999	T36	Final Round 1 - Heat 2/2	2 7	8 4	+0.8 +0.5	<b>12.56</b> <b>12.58</b>	PB q PB

<b>Legend:</b>	<b>=PR</b> Equal Paralympic Record	<b>=SB</b> Equal Season Best	<b>PB</b> Personal Best	<b>Pos</b> Position
<b>Q</b> Qualified by place	<b>q</b> Qualified by time	<b>SB</b> Season Best		



## Results

### Résultats

Qualification: First 3 in each heat (Q) and the next 2 fastest (q) advance to the Final.

<b>WORLD RECORD</b>	11.72	<b>TURNER James</b>	AUS	Dubai (UAE)	10 NOV 2019
<b>PARALYMPIC RECORD</b>	11.85	<b>DENG Peicheng</b>	CHN	Tokyo (JPN)	4 SEP 2021

Heat 1 Start Time: 20:37 Wind: +0.2 m/s

Rank	Athlete Bib	Name	NPC Code	Date of Birth	Sport Class	Lane	Result
1	1156	<b>YANG Yifei</b>	CHN	11 OCT 1991	T36	5	<b>11.88</b> Q SB
2	1547	<b>TORSUNOV Evgenii</b>	NPA	30 AUG 1990	T36	8	<b>12.08</b> Q SB
3	1045	<b>TURNER James</b>	AUS	22 MAY 1996	T36	4	<b>12.09</b> Q
4	1555	<b>STEDMAN William</b>	NZL	5 DEC 1999	T36	6	<b>12.41</b> q SB
5	1682	<b>LYTVYNENKO Oleksandr</b>	UKR	4 FEB 1990	T36	3	<b>12.98</b> SB
	1004	<b>DIDANE Mokhtar</b>	ALG	4 DEC 1989	T36	7	<b>DQ</b> R17.8

Heat 2 Start Time: 20:44 Wind: +0.5 m/s

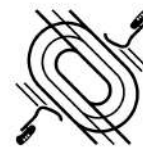
Rank	Athlete Bib	Name	NPC Code	Date of Birth	Sport Class	Lane	Result
1	1020	<b>CHAVEZ Alexis Sebastian</b>	ARG	18 JUL 2002	T36	6	<b>11.86</b> Q SB
2	1140	<b>DENG Peicheng</b>	CHN	30 MAY 1996	T36	5	<b>12.13</b> Q
3	1071	<b>ALMEIDA RAMOS Aser Mateus</b>	BRA	23 JUN 1991	T36	4	<b>12.45</b> Q SB
4	1012	<b>THELAIDJIA Fakhr Eddine</b>	ALG	31 OCT 1999	T36	7	<b>12.58</b> q PB
5	1742	<b>TURGUNOV Izzat</b>	UZB	7 OCT 1995	T36	3	<b>12.82</b> SB
6	1685	<b>PAVLYK Roman</b>	UKR	1 DEC 1983	T36	8	<b>12.88</b> SB

#### Weather conditions at the beginning of the 1st heat

Temperature: 19 °C Humidity: 76 % Conditions: Partly cloudy

Note:  
R17.8 - False start

Legend:  
**DQ** Disqualified **PB** Personal Best **Q** Qualified by place **q** Qualified by time  
**R** WPA Rule **SB** Season Best



## Results Summary

### Résumé des résultats

Qualification: First 3 in each heat (Q) and the next 2 fastest (q) advance to the Final.

<b>WORLD RECORD</b>	<b>11.72</b>	<b>TURNER James</b>	AUS	Dubai (UAE)	10 NOV 2019
<b>PARALYMPIC RECORD</b>	<b>11.85</b>	<b>DENG Peicheng</b>	CHN	Tokyo (JPN)	4 SEP 2021

Rank	Athlete Bib	Name	NPC Code	Sport Class	Heat	Lane	Pos	Time	Wind		
1	1020	CHAVEZ Alexis Sebastian	ARG	T36	2	6	1	<b>11.86</b>	+0.5	Q	SB
2	1156	YANG Yifei	CHN	T36	1	5	1	<b>11.88</b>	+0.2	Q	SB
3	1547	TORSUNOV Evgenii	NPA	T36	1	8	2	<b>12.08</b>	+0.2	Q	SB
4	1045	TURNER James	AUS	T36	1	4	3	<b>12.09</b>	+0.2	Q	
5	1140	DENG Peicheng	CHN	T36	2	5	2	<b>12.13</b>	+0.5	Q	
6	1555	STEDMAN William	NZL	T36	1	6	4	<b>12.41</b>	+0.2	q	SB
7	1071	ALMEIDA RAMOS Aser Mateus	BRA	T36	2	4	3	<b>12.45</b>	+0.5	Q	SB
8	1012	THELAIDJIA Fakhr Eddine	ALG	T36	2	7	4	<b>12.58</b>	+0.5	q	PB
9	1742	TURGUNOV Izzat	UZB	T36	2	3	5	<b>12.82</b>	+0.5		SB
10	1685	PAVLYK Roman	UKR	T36	2	8	6	<b>12.88</b>	+0.5		SB
11	1682	LYTVYENENKO Oleksandr	UKR	T36	1	3	5	<b>12.98</b>	+0.2		SB
	1004	DIDANE Mokhtar	ALG	T36	1	7		<b>DQ</b>			R17.8

**Note:**  
R17.8 - False start

Legend:		PB	Pos	Q
DQ	Disqualified	Personal Best	Position	Qualified by place
q	Qualified by time	WPA Rule	Season Best	



## Results

### Résultats

<b>WORLD RECORD</b>	<b>10.95</b>	<b>MAYHUGH Nick</b>	USA	Tokyo (JPN)	27 AUG 2021
<b>PARALYMPIC RECORD</b>	<b>10.95</b>	<b>MAYHUGH Nick</b>	USA	Tokyo (JPN)	27 AUG 2021

Wind: +0.7m/s

Rank	Athlete Bib	Name	NPC Code	Date of Birth	Sport Class	Lane	Result
1	1090	GOMES de MENDONCA Ricardo	BRA	31 JAN 1990	T37	6	<b>11.07</b> =SB
2	1332	PURNOMO Saptoyogo	INA	17 SEP 1998	T37	5	<b>11.26</b> AR
3	1548	VDOVIN Andrei	NPA	26 FEB 1994	T37	7	<b>11.41</b> SB
4	1095	LUIZ da COSTA Christian Gabriel	BRA	10 MAY 2002	T37	3	<b>11.45</b>
5	1076	CAVALCANTE PINHEIRO Edson	BRA	3 JUN 1979	T37	4	<b>11.47</b>
6	1442	ALNAKHLI Ali	KSA	1 MAY 2000	T37	8	<b>11.58</b> SB
7	1691	ZAHREBELNYI Vladyslav	UKR	28 NOV 1991	T37	2	<b>11.84</b>
8	1687	RAISKYI Mykola	UKR	23 DEC 2006	T37	9	<b>11.94</b>

#### Weather conditions

Temperature: 18 °C Humidity: 97 % Conditions: Light rain

<b>Legend:</b>	<b>=SB</b> Equal Season Best	<b>AR</b> Area Record	<b>SB</b> Season Best
----------------	------------------------------	-----------------------	-----------------------



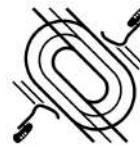
## Results Progression

Progression des résultats

<b>WORLD RECORD</b>	<b>10.95</b>	<b>MAYHUGH Nick</b>	USA	Tokyo (JPN)	27 AUG 2021
<b>PARALYMPIC RECORD</b>	<b>10.95</b>	<b>MAYHUGH Nick</b>	USA	Tokyo (JPN)	27 AUG 2021

Rank	Athlete Bib	Name	NPC Code	Date of Birth	Sport Class	Phase	Lane	Pos	Wind	Time	
1	1090	<b>GOMES de MENDONCA</b>	BRA	31 JAN 1990	T37	Final Round 1 - Heat 1/2	6 3	1 1	+0.7 +1.1	<b>11.07</b> <b>11.07</b>	=SB Q SB
2	1332	<b>PURNOMO Saptoyogo</b>	INA	17 SEP 1998	T37	Final Round 1 - Heat 1/2	5 6	2 2	+0.7 +1.1	<b>11.26</b> <b>11.35</b>	AR Q SB
3	1548	<b>VDOVIN Andrei</b>	NPA	26 FEB 1994	T37	Final Round 1 - Heat 2/2	7 4	3 2	+0.7 +1.3	<b>11.41</b> <b>11.57</b>	SB Q
4	1095	<b>LUIZ da COSTA CG</b>	BRA	10 MAY 2002	T37	Final Round 1 - Heat 1/2	3 5	4 3	+0.7 +1.1	<b>11.45</b> <b>11.38</b>	Q SB
5	1076	<b>CAVALCANTE PINHEI.</b>	BRA	3 JUN 1979	T37	Final Round 1 - Heat 2/2	4 5	5 1	+0.7 +1.3	<b>11.47</b> <b>11.33</b>	Q
6	1442	<b>ALNAKHLI Ali</b>	KSA	1 MAY 2000	T37	Final Round 1 - Heat 2/2	8 3	6 3	+0.7 +1.3	<b>11.58</b> <b>11.60</b>	SB Q SB
7	1691	<b>ZAHREBELNYI V</b>	UKR	28 NOV 1991	T37	Final Round 1 - Heat 2/2	2 7	7 4	+0.7 +1.3	<b>11.84</b> <b>11.72</b>	q SB
8	1687	<b>RAISKYI Mykola</b>	UKR	23 DEC 2006	T37	Final Round 1 - Heat 1/2	9 4	8 4	+0.7 +1.1	<b>11.94</b> <b>11.75</b>	q PB

<b>Legend:</b>	<b>=SB</b> Equal Season Best	<b>AR</b> Area Record	<b>PB</b> Personal Best	<b>Pos</b> Position
<b>Q</b> Qualified by place	<b>q</b> Qualified by time	<b>SB</b> Season Best		



## Results

### Résultats

Qualification: First 3 in each heat (Q) and the next 2 fastest (q) advance to the Final.

<b>WORLD RECORD</b>	<b>10.95</b>	<b>MAYHUGH Nick</b>	USA	Tokyo (JPN)	27 AUG 2021
<b>PARALYMPIC RECORD</b>	<b>10.95</b>	<b>MAYHUGH Nick</b>	USA	Tokyo (JPN)	27 AUG 2021

Heat 1 Start Time: 12:32 Wind: +1.1 m/s

Rank	Athlete Bib	Name	NPC Code	Date of Birth	Sport Class	Lane	Result
1	1090	GOMES de MENDONCA Ricardo	BRA	31 JAN 1990	T37	3	11.07 Q SB
2	1332	PURNOMO Saptoyogo	INA	17 SEP 1998	T37	6	11.35 Q SB
3	1095	LUIZ da COSTA Christian Gabriel	BRA	10 MAY 2002	T37	5	11.38 Q SB
4	1687	RAISKYI Mykola	UKR	23 DEC 2006	T37	4	11.75 q PB
5	1249	BERTRAND Valentin	FRA	28 JUL 1995	T37	7	12.46

Heat 2 Start Time: 12:38 Wind: +1.3 m/s

Rank	Athlete Bib	Name	NPC Code	Date of Birth	Sport Class	Lane	Result
1	1076	CAVALCANTE PINHEIRO Edson	BRA	3 JUN 1979	T37	5	11.33 Q
2	1548	VDOVIN Andrei	NPA	26 FEB 1994	T37	4	11.57 Q
3	1442	ALNAKHLI Ali	KSA	1 MAY 2000	T37	3	11.60 Q SB
4	1691	ZAHREBELNYI Vladyslav	UKR	28 NOV 1991	T37	7	11.72 q SB
5	1508	KARULI Petrus	NAM	21 OCT 1994	T37	8	12.74
6	1177	MALAMBO RACHEZ Andres	COL	16 MAR 2004	T37	6	13.77

#### Weather conditions at the beginning of the 1st heat

Temperature: 17 °C Humidity: 92 % Conditions: Light rain

<b>Legend:</b>	<b>PB</b> Personal Best	<b>Q</b> Qualified by place	<b>q</b> Qualified by time	<b>SB</b> Season Best
----------------	-------------------------	-----------------------------	----------------------------	-----------------------



## Results Summary

### Résumé des résultats

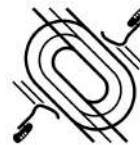
Qualification: First 3 in each heat (Q) and the next 2 fastest (q) advance to the Final.

<b>WORLD RECORD</b>	<b>10.95</b>	<b>MAYHUGH Nick</b>	USA	Tokyo (JPN)	27 AUG 2021
<b>PARALYMPIC RECORD</b>	<b>10.95</b>	<b>MAYHUGH Nick</b>	USA	Tokyo (JPN)	27 AUG 2021

Rank	Athlete Bib	Name	NPC Code	Sport Class	Heat	Lane	Pos	Time	Wind		
1	1090	GOMES de MENDONCA Ricardo	BRA	T37	1	3	1	11.07	+1.1	Q	SB
2	1076	CAVALCANTE PINHEIRO Edson	BRA	T37	2	5	1	11.33	+1.3	Q	
3	1332	PURNOMO Saptoyogo	INA	T37	1	6	2	11.35	+1.1	Q	SB
4	1095	LUIZ da COSTA Christian Gabriel	BRA	T37	1	5	3	11.38	+1.1	Q	SB
5	1548	VDOVIN Andrei	NPA	T37	2	4	2	11.57	+1.3	Q	
6	1442	ALNAKHLI Ali	KSA	T37	2	3	3	11.60	+1.3	Q	SB
7	1691	ZAHREBELNYI Vladyslav	UKR	T37	2	7	4	11.72	+1.3	q	SB
8	1687	RAISKYI Mykola	UKR	T37	1	4	4	11.75	+1.1	q	PB
9	1249	BERTRAND Valentin	FRA	T37	1	7	5	12.46	+1.1		
10	1508	KARULI Petrus	NAM	T37	2	8	5	12.74	+1.3		
11	1177	MALAMBO RACHEZ Andres	COL	T37	2	6	6	13.77	+1.3		

<b>Legend:</b>		<b>Pos</b>	Position	<b>Q</b>	Qualified by place	<b>q</b>	Qualified by time
<b>PB</b>	Personal Best						
<b>SB</b>	Season Best						





Results  
Résultats

REVISED  
31 AUG 19:44

WORLD RECORD	10.72	BLACKWELL Jaydin	USA	Miramar (USA)	20 JUL 2024
PARALYMPIC RECORD	10.74	HU Jianwen	CHN	Rio de Janeiro (BRA)	13 SEP 2016

Wind: +0.9m/s

Rank	Athlete Bib	Name	NPC Code	Date of Birth	Sport Class	Lane	Result
1	1699	BLACKWELL Jaydin	USA	16 MAR 2004	T38	4	10.64 WR
2	1715	MEDRANO Ryan	USA	26 AUG 1997	T38	6	10.97 PB
3	1173	CAMPAS SANCHEZ Juan Alejandro	COL	4 MAR 1993	T38	9	10.99 PB
4	1285	YOUNG Thomas	GBR	27 JUL 2000	T38	5	11.00
5	1253	JOZWICKI Dimitri	FRA	8 FEB 1997	T38	7 YC	11.13
6	1182	SOLIS TORRES Santiago	COL	20 FEB 1998	T38	2 YC	11.17 PB
7	1714	MAYHUGH Nick	USA	27 FEB 1996	T38	8	11.37
8	1389	AL-RIKABI Ali	IRQ	23 APR 1993	T38	1	11.48 =PB
9	1162	ZHOU Peng	CHN	30 MAY 1999	T38	3	11.94

Weather conditions

Temperature: 24 °C Humidity: 77 % Conditions: Overcast

Note:

Yellow Card - Athlete SOLIS TORRES Santiago - R17.5(b) - Delaying the start.  
Yellow Card - Athlete JOZWICKI Dimitri - R6.1.2 - Removing article of clothing inappropriately.

Legend:

=PB Equal Personal Best PB Personal Best WR World Record YC Yellow Card

REVISED

Yellow Card was added for athlete JOZWICKI Dimitri {FRA}



## Results

### Résultats

#### T44 Records

<b>WORLD RECORD</b>	<b>11.00</b>	<b>MHLONGO Mpumelelo</b>	RSA	Dubai (UAE)	11 NOV 2019
<b>PARALYMPIC RECORD</b>	<b>11.03</b>	<b>MHLONGO Mpumelelo</b>	RSA	Tokyo (JPN)	30 AUG 2021

Wind: -0.7m/s

Rank	Athlete Bib	Name	NPC Code	Date of Birth	Sport Class	Lane	Result
1	1596	MHLONGO Mpumelelo	RSA	22 MAR 1994	T44	4	<b>11.12</b> SB
2	1206	VIVES SUARES Yamel Luis	CUB	27 DEC 1998	T44	7	<b>11.20</b> AR
3	1473	BERNARD Eddy	MAS	12 JAN 2001	T44	3	<b>11.58</b> AR
4	1260	SIAPO Felicien	FRA	6 AUG 2003	T44	8	<b>11.66</b> AR
5	1613	GAMAGE Indika	SRI	11 OCT 1990	T44	5	<b>11.67</b> SB
6	1444	ALSANA Nour	KSA	4 SEP 1984	T44	2	<b>11.70</b> PB
7	1221	RAMADAN Karim	EGY	1 MAR 2000	T44	9	<b>11.96</b>
8	1397	CICCHETTI Marco	ITA	11 APR 1999	T44	1	<b>12.03</b> SB
9	1080	de LIMA Matheus	BRA	19 NOV 2003	T44	6	<b>12.15</b>

#### Weather conditions

Temperature: 26 °C Humidity: 54 % Conditions: Partly cloudy

<b>Legend:</b>	<b>AR</b> Area Record	<b>PB</b> Personal Best	<b>SB</b> Season Best
----------------	-----------------------	-------------------------	-----------------------



## Results

### Résultats

#### T46/47 Records

<b>WORLD RECORD</b>	<b>10.29</b>	<b>FERREIRA dos SANTOS Petrucio</b>	BRA	Sao Paulo (BRA)	31 MAR 2022
<b>PARALYMPIC RECORD</b>	<b>10.53</b>	<b>FERREIRA dos SANTOS Petrucio</b>	BRA	Tokyo (JPN)	27 AUG 2021

Wind: +0.2m/s

Rank	Athlete Bib	Name	NPC Code	Date of Birth	Sport Class	Lane	Result
1	1088	FERREIRA dos SANTOS Petrucio	BRA	18 NOV 1996	T47	6	<b>10.68</b> SB
2	1698	BEST Korban	USA	19 JUL 2003	T47	4	<b>10.75</b> PB
3	1467	EL HADDAOUI Aymane	MAR	13 JUN 2000	T47	5	<b>10.78</b>
4	1152	WANG Hao	CHN	1 JUN 1995	T46	3	<b>10.81</b> SB
5	1093	JUNIOR Washington	BRA	20 DEC 1996	T47	9	<b>10.86</b>
6	1203	GONZALEZ ISIDORIA Raciél	CUB	31 MAR 1991	T46	7	<b>10.93</b>
6	1105	SOUSA PEREIRA Lucas	BRA	23 JAN 1999	T46	2	<b>10.93</b>
8	1757	CHIGWEDERE Kudakwashe Paidamoyo	ZIM	19 NOV 2002	T47	8	<b>10.95</b>

#### Weather conditions

Temperature: 18 °C Humidity: 97 % Conditions: Light rain

<b>Legend:</b>	<b>PB</b> Personal Best	<b>SB</b> Season Best
----------------	-------------------------	-----------------------



## Results Progression

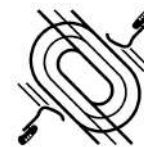
Progression des résultats

### T46/47 Records

<b>WORLD RECORD</b>	<b>10.29</b>	<b>FERREIRA dos SANTOS Petrucio</b>	BRA	Sao Paulo (BRA)	31 MAR 2022
<b>PARALYMPIC RECORD</b>	<b>10.53</b>	<b>FERREIRA dos SANTOS Petrucio</b>	BRA	Tokyo (JPN)	27 AUG 2021

Rank	Athlete Bib	Name	NPC Code	Date of Birth	Sport Class	Phase	Lane	Pos	Wind	Time	
1	1088	FERREIRA dos SANT.	BRA	18 NOV 1996	T47	Final	6	1	+0.2	<b>10.68</b>	SB
						Round 1 - Heat 2/2	6	2	-0.4	<b>10.90</b>	Q
2	1698	BEST Korban	USA	19 JUL 2003	T47	Final	4	2	+0.2	<b>10.75</b>	PB
						Round 1 - Heat 2/2	7	1	-0.4	<b>10.78</b>	Q =PB
3	1467	EL HADDAOUI Aymane	MAR	13 JUN 2000	T47	Final	5	3	+0.2	<b>10.78</b>	
						Round 1 - Heat 1/2	9	1	+0.5	<b>10.69</b>	Q AR
4	1152	WANG Hao	CHN	1 JUN 1995	T46	Final	3	4	+0.2	<b>10.81</b>	SB
						Round 1 - Heat 2/2	5	3	-0.4	<b>10.90</b>	Q
5	1093	JUNIOR Washington	BRA	20 DEC 1996	T47	Final	9	5	+0.2	<b>10.86</b>	
						Round 1 - Heat 1/2	6	4	+0.5	<b>10.83</b>	q
6	1203	GONZALEZ ISIDORIA	CUB	31 MAR 1991	T46	Final	7	=6	+0.2	<b>10.93</b>	
						Round 1 - Heat 1/2	1	2	+0.5	<b>10.74</b>	Q PB
6	1105	SOUSA PEREIRA L	BRA	23 JAN 1999	T46	Final	2	=6	+0.2	<b>10.93</b>	
						Round 1 - Heat 1/2	4	5	+0.5	<b>10.84</b>	q
8	1757	CHIGWEDERE KP	ZIM	19 NOV 2002	T47	Final	8	8	+0.2	<b>10.95</b>	
						Round 1 - Heat 1/2	7	3	+0.5	<b>10.78</b>	Q PB

<b>Legend:</b>							
<b>=PB</b>	Equal Personal Best	<b>AR</b>	Area Record	<b>PB</b>	Personal Best	<b>Pos</b>	Position
<b>Q</b>	Qualified by place	<b>q</b>	Qualified by time	<b>SB</b>	Season Best		



## Results

### Résultats

Qualification: First 3 in each heat (Q) and the next 2 fastest (q) advance to the Final.

#### T45 Records

<b>WORLD RECORD</b>	<b>10.94</b>	<b>NASCIMENTO Yohansson</b>	BRA	London (GBR)	6 SEP 2012
<b>PARALYMPIC RECORD</b>	<b>10.94</b>	<b>NASCIMENTO Yohansson</b>	BRA	London (GBR)	6 SEP 2012

#### T46/47 Records

<b>WORLD RECORD</b>	<b>10.29</b>	<b>FERREIRA dos SANTOS Petrucio</b>	BRA	Sao Paulo (BRA)	31 MAR 2022
<b>PARALYMPIC RECORD</b>	<b>10.53</b>	<b>FERREIRA dos SANTOS Petrucio</b>	BRA	Tokyo (JPN)	27 AUG 2021

#### Heat 1

Start Time: 12:57

Wind: +0.5 m/s

Rank	Athlete Bib	Name	NPC Code	Date of Birth	Sport Class	Lane	Result
1	1467	EL HADDAOUI Aymane	MAR	13 JUN 2000	T47	9	<b>10.69</b> Q AR
2	1203	GONZALEZ ISIDORIA Raciél	CUB	31 MAR 1991	T46	1	<b>10.74</b> Q PB
3	1757	CHIGWEDERE KP	ZIM	19 NOV 2002	T47	7	<b>10.78</b> Q PB
4	1093	JUNIOR Washington	BRA	20 DEC 1996	T47	6	<b>10.83</b> q
5	1105	SOUSA PEREIRA Lucas	BRA	23 JAN 1999	T46	4	<b>10.84</b> q
6	1298	GROLLA Phil	GER	24 JAN 2001	T47	3	<b>10.94</b>
7	1215	VASQUEZ SEGURA Luis Andres	DOM	16 JUL 2001	T47	5	<b>11.09</b> PB
8	1721	SAMPLE Rayven	USA	10 JUL 2002	T45	8	<b>11.56</b>
9	1455	KOLLIE Jutomu	LBR	2 JUN 1999	T46	2	<b>12.81</b> PB

#### Heat 2

Start Time: 13:04

Wind: -0.4 m/s

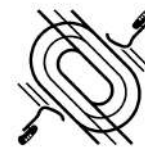
Rank	Athlete Bib	Name	NPC Code	Date of Birth	Sport Class	Lane	Result
1	1698	BEST Korban	USA	19 JUL 2003	T47	7	<b>10.78</b> Q =PB
2	1088	FERREIRA dos SANTOS Petrucio	BRA	18 NOV 1996	T47	6	<b>10.90</b> Q
3	1152	WANG Hao	CHN	1 JUN 1995	T46	5	<b>10.90</b> Q
4	1562	DERUS Michal	POL	21 SEP 1990	T47	4	<b>10.92</b>
5	1062	ATCHIBA Fayssal	BEN	1 JAN 1992	T46	1	<b>11.24</b> PB
6	1174	LARA RODALLEGA Luis Fernando	COL	18 JAN 2000	T46	8	<b>11.32</b> =PB
7	1327	SYLLA Yamoussa	GUI	27 OCT 2004	T47	9	<b>12.11</b>
8	1267	MOUKAGNI MOUKAGNI	GAB	2 MAY 1991	T46	2	<b>12.90</b> SB
	1472	SADNI Ayoub	MAR	23 APR 1999	T47	3	<b>DQ</b> R17.8

#### Weather conditions at the beginning of the 1st heat

Temperature: 17 °C Humidity: 92 % Conditions: Light rain

Note:  
R17.8 - False start

Legend:  
=PB Equal Personal Best AR Area Record DQ Disqualified PB Personal Best  
Q Qualified by place q Qualified by time R WPA Rule SB Season Best



## Results Summary

### Résumé des résultats

Qualification: First 3 in each heat (Q) and the next 2 fastest (q) advance to the Final.

#### T45 Records

<b>WORLD RECORD</b>	<b>10.94</b>	<b>NASCIMENTO Yohansson</b>	BRA	London (GBR)	6 SEP 2012
<b>PARALYMPIC RECORD</b>	<b>10.94</b>	<b>NASCIMENTO Yohansson</b>	BRA	London (GBR)	6 SEP 2012

#### T46/47 Records

<b>WORLD RECORD</b>	<b>10.29</b>	<b>FERREIRA dos SANTOS Petrucio</b>	BRA	Sao Paulo (BRA)	31 MAR 2022
<b>PARALYMPIC RECORD</b>	<b>10.53</b>	<b>FERREIRA dos SANTOS Petrucio</b>	BRA	Tokyo (JPN)	27 AUG 2021

Rank	Athlete Bib	Name	NPC Code	Sport Class	Heat	Lane	Pos	Time	Wind	
1	1467	EL HADDAOUI Aymane	MAR	T47	1	9	1	<b>10.69</b>	+0.5	Q AR
2	1203	GONZALEZ ISIDORIA Raciél	CUB	T46	1	1	2	<b>10.74</b>	+0.5	Q PB
3	1757	CHIGWEDERE KP	ZIM	T47	1	7	3	<b>10.78</b>	+0.5	Q PB
4	1698	BEST Korban	USA	T47	2	7	1	<b>10.78</b>	-0.4	Q =PB
5	1093	JUNIOR Washington	BRA	T47	1	6	4	<b>10.83</b>	+0.5	q
6	1105	SOUSA PEREIRA Lucas	BRA	T46	1	4	5	<b>10.84</b>	+0.5	q
7	1088	FERREIRA dos SANTOS Petrucio	BRA	T47	2	6	2	<b>10.90</b>	-0.4	Q
8	1152	WANG Hao	CHN	T46	2	5	3	<b>10.90</b>	-0.4	Q
9	1562	DERUS Michal	POL	T47	2	4	4	<b>10.92</b>	-0.4	
10	1298	GROLLA Phil	GER	T47	1	3	6	<b>10.94</b>	+0.5	
11	1215	VASQUEZ SEGURA Luis Andres	DOM	T47	1	5	7	<b>11.09</b>	+0.5	PB
12	1062	ATCHIBA Fayssal	BEN	T46	2	1	5	<b>11.24</b>	-0.4	PB
13	1174	LARA RODALLEGA Luis Fernando	COL	T46	2	8	6	<b>11.32</b>	-0.4	=PB
14	1721	SAMPLE Rayven	USA	T45	1	8	8	<b>11.56</b>	+0.5	
15	1327	SYLLA Yamoussa	GUI	T47	2	9	7	<b>12.11</b>	-0.4	
16	1455	KOLLIE Jutomu	LBR	T46	1	2	9	<b>12.81</b>	+0.5	PB
17	1267	MOUKAGNI MOUKAGNI Davy Rendhel	GAB	T46	2	2	8	<b>12.90</b>	-0.4	SB
	1472	SADNI Ayoub	MAR	T47	2	3		<b>DQ</b>		R17.8

Note:  
R17.8 - False start

Legend:	
<b>=PB</b> Equal Personal Best	<b>AR</b> Area Record
<b>Pos</b> Position	<b>Q</b> Qualified by place
<b>SB</b> Season Best	<b>DQ</b> Disqualified
	<b>q</b> Qualified by time
	<b>PB</b> Personal Best
	<b>R</b> WPA Rule



## Results

### Résultats

<b>WORLD RECORD</b>	<b>19.13</b>	<b>HABSCH Roger</b>	BEL	Dubai (UAE)	13 FEB 2024
<b>PARALYMPIC RECORD</b>	<b>20.33</b>	<b>GENYN Peter</b>	BEL	Tokyo (JPN)	3 SEP 2021

Wind: -0.3m/s

Rank	Athlete Bib	Name	NPC Code	Date of Birth	Sport Class	Lane	Result
1	1119	FOURNIE Cody	CAN	20 AUG 1989	T51	6	<b>19.63</b> PR,AR
2	1060	GENYN Peter	BEL	24 DEC 1976	T51	3	<b>20.47</b>
3	1245	PIISPANEN Toni	FIN	24 JUL 1976	T51	2	<b>21.14</b> SB
4	1003	BERRAHAL Mohamed	ALG	24 MAY 1979	T51	5	<b>21.83</b>
5	1490	NAVARRO SANCHEZ Edgar Cesareo	MEX	25 MAY 1971	T51	4	<b>21.97</b>
6	1061	HABSCH Roger	BEL	5 JAN 1979	T51	7	<b>22.41</b>
7	1191	FONSECA Ernesto	CRC	3 SEP 1981	T51	8	<b>24.80</b>

#### Weather conditions

Temperature: 19 °C      Humidity: 76 %      Conditions: Partly cloudy

<b>Legend:</b>	<b>AR</b> Area Record	<b>PR</b> Paralympic Record	<b>SB</b> Season Best
----------------	-----------------------	-----------------------------	-----------------------



## Results

### Résultats

<b>WORLD RECORD</b>	<b>16.13</b>	<b>CARABIN Maxime</b>	BEL	Brussel (BEL)	29 JUN 2024
<b>PARALYMPIC RECORD</b>	<b>16.21</b>	<b>CARABIN Maxime</b>	BEL	Paris (FRA)	5 SEP 2024

Wind: +1.6m/s

Rank	Athlete Bib	Name	NPC Code	Date of Birth	Sport Class	Lane	Result
1	1058	CARABIN Maxime	BEL	18 SEP 2000	T52	5	<b>16.70</b>
2	1277	PERRINEAU DALEY Marcus	GBR	17 FEB 1989	T52	7	<b>17.27</b>
3	1418	SATO Tomoki	JPN	8 SEP 1989	T52	4	<b>17.44</b>
4	1118	BOUCHARD Anthony	CAN	4 NOV 1992	T52	6	<b>17.55</b> (.542)
5	1488	HERNANDEZ MONDRAGON Salvador	MEX	31 DEC 1963	T52	8	<b>17.55</b> (.548)
6	1491	PEREZ JUAREZ Leonardo de Jesus	MEX	10 FEB 1993	T52	3	<b>17.67</b> (.662)
7	1412	ITO Tomoya	JPN	16 AUG 1963	T52	2	<b>17.67</b> (.665)
8	1411	ITO Tatsuya	JPN	25 FEB 1986	T52	9	<b>17.91</b>

#### Weather conditions

Temperature: 18 °C      Humidity: 79 %      Conditions: Few clouds





## Results Progression

Progression des résultats

<b>WORLD RECORD</b>	<b>16.13</b>	<b>CARABIN Maxime</b>	BEL	Brussel (BEL)	29 JUN 2024
<b>PARALYMPIC RECORD</b>	<b>16.21</b>	<b>CARABIN Maxime</b>	BEL	Paris (FRA)	5 SEP 2024

Rank	Athlete Bib	Name	NPC Code	Date of Birth	Sport Class	Phase	Lane	Pos	Wind	Time
1	1058	CARABIN Maxime	BEL	18 SEP 2000	T52	Final	5	1	+1.6	<b>16.70</b>
						Round 1 - Heat 2/2	8	1	-0.2	<b>16.21</b> Q PR
2	1277	PERRINEAU DALEY M	GBR	17 FEB 1989	T52	Final	7	2	+1.6	<b>17.27</b>
						Round 1 - Heat 2/2	4	2	-0.2	<b>16.87</b> Q PB
3	1418	SATO Tomoki	JPN	8 SEP 1989	T52	Final	4	3	+1.6	<b>17.44</b>
						Round 1 - Heat 1/2	6	1	+0.3	<b>17.20</b> Q
4	1118	BOUCHARD Anthony	CAN	4 NOV 1992	T52	Final	6	4	+1.6	<b>17.55</b>
						Round 1 - Heat 1/2	7	2	+0.3	<b>17.43</b> Q
5	1488	HERNANDEZ MONDRAG.	MEX	31 DEC 1963	T52	Final	8	5	+1.6	<b>17.55</b>
						Round 1 - Heat 1/2	3	3	+0.3	<b>17.45</b> Q SB
6	1491	PEREZ JUAREZ LDJ	MEX	10 FEB 1993	T52	Final	3	6	+1.6	<b>17.67</b>
						Round 1 - Heat 2/2	3	3	-0.2	<b>17.57</b> Q SB
7	1412	ITO Tomoya	JPN	16 AUG 1963	T52	Final	2	7	+1.6	<b>17.67</b>
						Round 1 - Heat 1/2	4	4	+0.3	<b>17.58</b> q
8	1411	ITO Tatsuya	JPN	25 FEB 1986	T52	Final	9	8	+1.6	<b>17.91</b>
						Round 1 - Heat 2/2	6	4	-0.2	<b>17.76</b> q

<b>Legend:</b>	<b>PB</b> Personal Best	<b>Pos</b> Position	<b>PR</b> Paralympic Record	<b>Q</b> Qualified by place
	<b>q</b> Qualified by time	<b>SB</b> Season Best		



## Results

### Résultats

Qualification: First 3 in each heat (Q) and the next 2 fastest (q) advance to the Final.

<b>WORLD RECORD</b>	<b>16.13</b>	<b>CARABIN Maxime</b>	BEL	Brussel (BEL)	29 JUN 2024
<b>PARALYMPIC RECORD</b>	<b>16.79</b>	<b>MARTIN Raymond</b>	USA	London (GBR)	2 SEP 2012

Heat 1 Start Time: 21:05 Wind: +0.3 m/s

Rank	Athlete Bib	Name	NPC Code	Date of Birth	Sport Class	Lane	Result
1	1418	SATO Tomoki	JPN	8 SEP 1989	T52	6	17.20 Q
2	1118	BOUCHARD Anthony	CAN	4 NOV 1992	T52	7	17.43 Q
3	1488	HERNANDEZ MONDRAG.	MEX	31 DEC 1963	T52	3	17.45 Q SB
4	1412	ITO Tomoya	JPN	16 AUG 1963	T52	4	17.58 q
5	1621	BLUM Fabian	SUI	7 MAR 1995	T52	8	18.48
6	1560	MANGLIWAN Jerrold Pete	PHI	17 OCT 1979	T52	5	19.44

Heat 2 Start Time: 21:11 Wind: -0.2 m/s

Rank	Athlete Bib	Name	NPC Code	Date of Birth	Sport Class	Lane	Result
1	1058	CARABIN Maxime	BEL	18 SEP 2000	T52	8	16.21 Q PR
2	1277	PERRINEAU DALEY Marcus	GBR	17 FEB 1989	T52	4	16.87 Q PB
3	1491	PEREZ JUAREZ Leonardo de Jesus	MEX	10 FEB 1993	T52	3	17.57 Q SB
4	1411	ITO Tatsuya	JPN	25 FEB 1986	T52	6	17.76 q
5	1041	McINTOSH Sam	AUS	13 JUL 1990	T52	7	17.88
6	1622	BOESCH Beat	SUI	27 NOV 1971	T52	5	17.96

#### Weather conditions at the beginning of the 1st heat

Temperature: 17 °C Humidity: 85 % Conditions: Overcast

<b>Legend:</b>	<b>PB</b> Personal Best	<b>PR</b> Paralympic Record	<b>Q</b> Qualified by place	<b>q</b> Qualified by time
	<b>SB</b> Season Best			



## Results Summary

### Résumé des résultats

Qualification: First 3 in each heat (Q) and the next 2 fastest (q) advance to the Final.

<b>WORLD RECORD</b>	<b>16.13</b>	<b>CARABIN Maxime</b>	BEL	Brussel (BEL)	29 JUN 2024
<b>PARALYMPIC RECORD</b>	<b>16.79</b>	<b>MARTIN Raymond</b>	USA	London (GBR)	2 SEP 2012

Rank	Athlete Bib	Name	NPC Code	Sport Class	Heat	Lane	Pos	Time	Wind	
1	1058	CARABIN Maxime	BEL	T52	2	8	1	16.21	-0.2	Q PR
2	1277	PERRINEAU DALEY Marcus	GBR	T52	2	4	2	16.87	-0.2	Q PB
3	1418	SATO Tomoki	JPN	T52	1	6	1	17.20	+0.3	Q
4	1118	BOUCHARD Anthony	CAN	T52	1	7	2	17.43	+0.3	Q
5	1488	HERNANDEZ MONDRAGON Salvador	MEX	T52	1	3	3	17.45	+0.3	Q SB
6	1491	PEREZ JUAREZ Leonardo de Jesus	MEX	T52	2	3	3	17.57	-0.2	Q SB
7	1412	ITO Tomoya	JPN	T52	1	4	4	17.58	+0.3	q
8	1411	ITO Tatsuya	JPN	T52	2	6	4	17.76	-0.2	q
9	1041	McINTOSH Sam	AUS	T52	2	7	5	17.88	-0.2	
10	1622	BOESCH Beat	SUI	T52	2	5	6	17.96	-0.2	
11	1621	BLUM Fabian	SUI	T52	1	8	5	18.48	+0.3	
12	1560	MANGLIWAN Jerrold Pete	PHI	T52	1	5	6	19.44	+0.3	

<b>Legend:</b>							
<b>PB</b>	Personal Best	<b>Pos</b>	Position	<b>PR</b>	Paralympic Record	<b>Q</b>	Qualified by place
<b>q</b>	Qualified by time	<b>SB</b>	Season Best				



Results  
Résultats

**REVISED**  
4 SEP 19:56

<b>WORLD RECORD</b>	<b>14.10</b>	<b>LAKATOS Brent</b>	CAN	Arbon (SUI)	27 MAY 2017
<b>PARALYMPIC RECORD</b>	<b>14.20</b>	<b>PAEYO Pongsakorn</b>	THA	Tokyo (JPN)	1 SEP 2021

Wind: +0.6m/s

Rank	Athlete Bib	Name	NPC Code	Date of Birth	Sport Class	Lane	Result
1	1443	ALQURASHI Abdulrahman	KSA	25 DEC 1997	T53	4 YC	<b>14.48</b> PB
2	1638	PAEYO Pongsakorn	THA	1 DEC 1996	T53	5	<b>14.66</b> SB
3	1087	FERNANDES da SILVA Ariosvaldo	BRA	23 DEC 1976	T53	7	<b>15.08</b>
4	1722	SIEMANN Brian	USA	7 OCT 1989	T53	8	<b>15.27</b>
5	1252	FAIRBANK Pierre	FRA	27 JUL 1971	T53	6	<b>15.28</b>
6	1636	KRUNGGET Pichet	THA	16 MAR 1975	T53	9	<b>15.38</b>
7	1657	KHELIFI Mohamed Nidhal	TUN	12 AUG 1996	T53	3	<b>15.50</b>
8	1440	YOO Byunghoon	KOR	30 JUN 1972	T53	2	<b>15.92</b>

Weather conditions

Temperature: 21 °C Humidity: 51 % Conditions: Overcast

**Note:**  
Yellow Card - Athlete ALQURASHI Abdulrahman - R8.1 - Unsporting or improper conduct (may be direct to a Red Card).

**Legend:**  
PB Personal Best SB Season Best YC Yellow Card

**REVISED** Yellow Card was added for athlete ALQURASHI Abdulrahman (KSA).



## Results Progression

Progression des résultats

**REVISED**

4 SEP 19:58

<b>WORLD RECORD</b>	<b>14.10</b>	<b>LAKATOS Brent</b>	CAN	Arbon (SUI)	27 MAY 2017
<b>PARALYMPIC RECORD</b>	<b>14.20</b>	<b>PAEYO Pongsakorn</b>	THA	Tokyo (JPN)	1 SEP 2021

Rank	Athlete Bib	Name	NPC Code	Date of Birth	Sport Class	Phase	Lane	Pos	Wind	Time		
1	1443	ALQURASHI A	KSA	25 DEC 1997	T53	Final	4	1	+0.6	YC	<b>14.48</b>	PB
						Round 1 - Heat 1/2	3	1	-0.9		<b>14.57</b>	Q SB
2	1638	PAEYO Pongsakorn	THA	1 DEC 1996	T53	Final	5	2	+0.6		<b>14.66</b>	SB
						Round 1 - Heat 1/2	4	2	-0.9		<b>14.99</b>	Q
3	1087	FERNANDES da SILVA	BRA	23 DEC 1976	T53	Final	7	3	+0.6		<b>15.08</b>	
						Round 1 - Heat 2/2	6	1	-0.8		<b>15.19</b>	Q
4	1722	SIEMANN Brian	USA	7 OCT 1989	T53	Final	8	4	+0.6		<b>15.27</b>	
						Round 1 - Heat 1/2	7	3	-0.9		<b>15.35</b>	Q
5	1252	FAIRBANK Pierre	FRA	27 JUL 1971	T53	Final	6	5	+0.6		<b>15.28</b>	
						Round 1 - Heat 2/2	4	2	-0.8		<b>15.32</b>	Q
6	1636	KRUNGGET Pichet	THA	16 MAR 1975	T53	Final	9	6	+0.6		<b>15.38</b>	
						Round 1 - Heat 1/2	6	4	-0.9		<b>15.48</b>	q
7	1657	KHELIFI MN	TUN	12 AUG 1996	T53	Final	3	7	+0.6		<b>15.50</b>	
						Round 1 - Heat 2/2	7	3	-0.8		<b>15.60</b>	Q
8	1440	YOO Byunghoon	KOR	30 JUN 1972	T53	Final	2	8	+0.6		<b>15.92</b>	
						Round 1 - Heat 2/2	5	4	-0.8		<b>15.94</b>	q

**Note:**  
Yellow Card - Athlete ALQURASHI Abdulrahman - R8.1 - Unsporting or improper conduct (may be direct to a Red Card).

**Legend:**  
**PB** Personal Best      **Pos** Position      **Q** Qualified by place      **q** Qualified by time  
**R** WPA Rule      **SB** Season Best      **YC** Yellow Card

**REVISED** Yellow Card was added for athlete ALQURASHI Abdulrahman (KSA).



## Results

### Résultats

Qualification: First 3 in each heat (Q) and the next 2 fastest (q) advance to the Final.

<b>WORLD RECORD</b>	<b>14.10</b>	<b>LAKATOS Brent</b>	CAN	Arbon (SUI)	27 MAY 2017
<b>PARALYMPIC RECORD</b>	<b>14.20</b>	<b>PAEYO Pongsakorn</b>	THA	Tokyo (JPN)	1 SEP 2021

Heat 1 Start Time: 11:32 Wind: -0.9 m/s

Rank	Athlete Bib	Name	NPC Code	Date of Birth	Sport Class	Lane	Result
1	1443	ALQURASHI Abdulrahman	KSA	25 DEC 1997	T53	3	14.57 Q SB
2	1638	PAEYO Pongsakorn	THA	1 DEC 1996	T53	4	14.99 Q
3	1722	SIEMANN Brian	USA	7 OCT 1989	T53	7	15.35 Q
4	1636	KRUNGGET Pichet	THA	16 MAR 1975	T53	6	15.48 q
5	1499	PUREVTSOG Enkhmanlai	MGL	9 FEB 1991	T53	5	16.03 SB

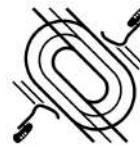
Heat 2 Start Time: 11:38 Wind: -0.8 m/s

Rank	Athlete Bib	Name	NPC Code	Date of Birth	Sport Class	Lane	Result
1	1087	FERNANDES da SILVA Ariosvaldo	BRA	23 DEC 1976	T53	6	15.19 Q
2	1252	FAIRBANK Pierre	FRA	27 JUL 1971	T53	4	15.32 Q
3	1657	KHELIFI Mohamed Nidhal	TUN	12 AUG 1996	T53	7	15.60 Q
4	1440	YOO Byunghoon	KOR	30 JUN 1972	T53	5	15.94 q
5	1631	ARSAE Masaberee	THA	11 OCT 1998	T53	3	16.03

#### Weather conditions at the beginning of the 1st heat

Temperature: 19 °C Humidity: 73 % Conditions: Overcast

<b>Legend:</b>
Q Qualified by place      q Qualified by time      SB Season Best



## Results Summary

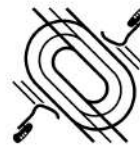
### Résumé des résultats

Qualification: First 3 in each heat (Q) and the next 2 fastest (q) advance to the Final.

<b>WORLD RECORD</b>	<b>14.10</b>	<b>LAKATOS Brent</b>	CAN	Arbon (SUI)	27 MAY 2017
<b>PARALYMPIC RECORD</b>	<b>14.20</b>	<b>PAEYO Pongsakorn</b>	THA	Tokyo (JPN)	1 SEP 2021

Rank	Athlete Bib	Name	NPC Code	Sport Class	Heat	Lane	Pos	Time	Wind		
1	1443	ALQURASHI Abdulrahman	KSA	T53	1	3	1	<b>14.57</b>	-0.9	Q	SB
2	1638	PAEYO Pongsakorn	THA	T53	1	4	2	<b>14.99</b>	-0.9	Q	
3	1087	FERNANDES da SILVA Ariosvaldo	BRA	T53	2	6	1	<b>15.19</b>	-0.8	Q	
4	1252	FAIRBANK Pierre	FRA	T53	2	4	2	<b>15.32</b>	-0.8	Q	
5	1722	SIEMANN Brian	USA	T53	1	7	3	<b>15.35</b>	-0.9	Q	
6	1636	KRUNGGET Pichet	THA	T53	1	6	4	<b>15.48</b>	-0.9	q	
7	1657	KHELIFI Mohamed Nidhal	TUN	T53	2	7	3	<b>15.60</b>	-0.8	Q	
8	1440	YOO Byunghoon	KOR	T53	2	5	4	<b>15.94</b>	-0.8	q	
9	1631	ARSAE Masaberee	THA	T53	2	3	5	<b>16.03</b>	-0.8		
10	1499	PUREVTSOG Enkhmanlai	MGL	T53	1	5	5	<b>16.03</b>	-0.9		SB

<b>Legend:</b>	Pos	Position	Q	Qualified by place	q	Qualified by time	SB	Season Best
----------------	-----	----------	---	--------------------	---	-------------------	----	-------------



Results  
Résultats

**REVISED**  
4 SEP 19:37

<b>WORLD RECORD</b>	<b>13.63</b>	<b>PAENG-NUEA Athiwat</b>	THA	Paris (FRA)	15 JUL 2023
<b>PARALYMPIC RECORD</b>	<b>13.63</b>	<b>TAHTI Leo-Pekka</b>	FIN	London (GBR)	1 SEP 2012

Wind: -0.2m/s

Rank	Athlete Bib	Name	NPC Code	Date of Birth	Sport Class	Lane	Result
1	1484	CERVANTES GARCIA Juan Pablo	MEX	23 JUN 1992	T54	7 YC	<b>13.74</b> AR
2	1637	PAENG-NUEA Athiwat	THA	20 OCT 2002	T54	4	<b>13.79</b>
3	1246	TAHTI Leo-Pekka	FIN	22 JUN 1983	T54	6	<b>13.86</b>
4	1144	HU Yang	CHN	1 MAY 1997	T54	8	<b>14.14</b>
5	1582	BALDE Mamudo	POR	7 FEB 2005	T54	5	<b>14.19</b>
6	1158	ZHANG Ying	CHN	15 DEC 1999	T54	3	<b>14.28</b>
7	1032	BAILEY Luke	AUS	17 SEP 1997	T54	9	<b>14.39</b>
8	1640	SIANGLAM Phiphatpong	THA	4 OCT 1993	T54	2	<b>14.84</b>

Weather conditions

Temperature: 21 °C Humidity: 51 % Conditions: Overcast

**Note:**  
Yellow Card - Athlete CERVANTES GARCIA Juan Pablo - R8.1 - Unsporting or improper conduct (may be direct to a Red Card).

**Legend:**  
AR Area Record YC Yellow Card

**REVISED** Yellow Card was added for athlete Juan Pablo CERVANTES GARCIA (MEX).





## Results Progression

Progression des résultats

**REVISED**

4 SEP 19:38

<b>WORLD RECORD</b>	<b>13.63</b>	<b>PAENG-NUEA Athiwat</b>	THA	Paris (FRA)	15 JUL 2023
<b>PARALYMPIC RECORD</b>	<b>13.63</b>	<b>TAHTI Leo-Pekka</b>	FIN	London (GBR)	1 SEP 2012

Rank	Athlete Bib	Name	NPC Code	Date of Birth	Sport Class	Phase	Lane	Pos	Wind	Time	
1	1484	CERVANTES GARCIA J	MEX	23 JUN 1992	T54	Final Round 1 - Heat 1/2	7 2	1 2	-0.2 0.0	YC 13.74 13.84	AR Q SB
2	1637	PAENG-NUEA Athiwat	THA	20 OCT 2002	T54	Final Round 1 - Heat 1/2	4 8	2 1	-0.2 0.0	13.79 13.71	Q
3	1246	TAHTI Leo-Pekka	FIN	22 JUN 1983	T54	Final Round 1 - Heat 2/2	6 4	3 2	-0.2 +1.4	13.86 13.84	Q
4	1144	HU Yang	CHN	1 MAY 1997	T54	Final Round 1 - Heat 1/2	8 4	4 3	-0.2 0.0	14.14 14.24	Q
5	1582	BALDE Mamudo	POR	7 FEB 2005	T54	Final Round 1 - Heat 2/2	5 7	5 1	-0.2 +1.4	14.19 13.75	Q PB
6	1158	ZHANG Ying	CHN	15 DEC 1999	T54	Final Round 1 - Heat 2/2	3 8	6 3	-0.2 +1.4	14.28 14.10	Q SB
7	1032	BAILEY Luke	AUS	17 SEP 1997	T54	Final Round 1 - Heat 1/2	9 5	7 4	-0.2 0.0	14.39 14.39	q
8	1640	SIANGLAM P	THA	4 OCT 1993	T54	Final Round 1 - Heat 2/2	2 6	8 4	-0.2 +1.4	14.84 14.52	q SB

**Note:**

Yellow Card - Athlete CERVANTES GARCIA Juan Pablo - R8.1 - Unsporting or improper conduct (may be direct to a Red Card).

**Legend:**

**AR** Area Record      **PB** Personal Best      **Pos** Position      **Q** Qualified by place  
**q** Qualified by time      **R** WPA Rule      **SB** Season Best      **YC** Yellow Card

REVISED

Yellow Card was added for athlete Juan Pablo CERVANTES GARCIA (MEX).



## Results

### Résultats

Qualification: First 3 in each heat (Q) and the next 2 fastest (q) advance to the Final.

<b>WORLD RECORD</b>	<b>13.63</b>	<b>PAENG-NUEA Athiwat</b>	THA	Paris (FRA)	15 JUL 2023
<b>PARALYMPIC RECORD</b>	<b>13.63</b>	<b>TAHTI Leo-Pekka</b>	FIN	London (GBR)	1 SEP 2012

Heat 1 Start Time: 11:52 Wind: 0.0 m/s

Rank	Athlete Bib	Name	NPC Code	Date of Birth	Sport Class	Lane	Result
1	1637	PAENG-NUEA Athiwat	THA	20 OCT 2002	T54	8	13.71 Q
2	1484	CERVANTES GARCIA Juan Pablo	MEX	23 JUN 1992	T54	2	13.84 Q SB
3	1144	HU Yang	CHN	1 MAY 1997	T54	4	14.24 Q
4	1032	BAILEY Luke	AUS	17 SEP 1997	T54	5	14.39 q
5	1117	VAN Vun	CAM	7 FEB 1986	T54	3	YC 14.58 SB
6	1027	KARAPETYAN Smbat	ARM	11 APR 1993	T54	7	16.98
7	1268	TAMBA Malang	GAM	16 MAR 1989	T54	6	18.13 SB

Heat 2 Start Time: 12:00 Wind: +1.4 m/s

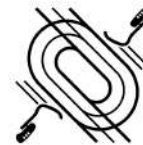
Rank	Athlete Bib	Name	NPC Code	Date of Birth	Sport Class	Lane	Result
1	1582	BALDE Mamudo	POR	7 FEB 2005	T54	7	13.75 Q PB
2	1246	TAHTI Leo-Pekka	FIN	22 JUN 1983	T54	4	13.84 Q
3	1158	ZHANG Ying	CHN	15 DEC 1999	T54	8	14.10 Q SB
4	1640	SIANGLAM Phiphatphong	THA	4 OCT 1993	T54	6	14.52 q SB
5	1408	IKOMA Tomoki	JPN	26 APR 1992	T54	5	14.73
6	1630	SHAWWAL Hilmy	TAN	29 SEP 1996	T54	2	16.08
7	1223	WELDEMARIAM Sibhatu Kesete	ERI	1 JAN 1985	T54	3	19.81 PB

#### Weather conditions at the beginning of the 1st heat

Temperature: 19 °C Humidity: 73 % Conditions: Overcast

**Note:**  
Yellow Card - Athlete VAN Vun - R8.1 - Unsporting or improper conduct (may be direct to a Red Card).

**Legend:**  
PB Personal Best Q Qualified by place q Qualified by time SB Season Best  
YC Yellow Card



## Results Summary

### Résumé des résultats

Qualification: First 3 in each heat (Q) and the next 2 fastest (q) advance to the Final.

<b>WORLD RECORD</b>	<b>13.63</b>	<b>PAENG-NUEA Athiwat</b>	THA	Paris (FRA)	15 JUL 2023
<b>PARALYMPIC RECORD</b>	<b>13.63</b>	<b>TAHTI Leo-Pekka</b>	FIN	London (GBR)	1 SEP 2012

Rank	Athlete Bib	Name	NPC Code	Sport Class	Heat	Lane	Pos	Time	Wind	
1	1637	PAENG-NUEA Athiwat	THA	T54	1	8	1	13.71	0.0	Q
2	1582	BALDE Mamudo	POR	T54	2	7	1	13.75	+1.4	Q PB
3	1484	CERVANTES GARCIA Juan Pablo	MEX	T54	1	2	2	13.84	0.0	Q SB
4	1246	TAHTI Leo-Pekka	FIN	T54	2	4	2	13.84	+1.4	Q
5	1158	ZHANG Ying	CHN	T54	2	8	3	14.10	+1.4	Q SB
6	1144	HU Yang	CHN	T54	1	4	3	14.24	0.0	Q
7	1032	BAILEY Luke	AUS	T54	1	5	4	14.39	0.0	q
8	1640	SIANGLAM Phiphatphong	THA	T54	2	6	4	14.52	+1.4	q SB
9	1117	VAN Vun	CAM	T54	1	3	5	14.58	0.0	SB
10	1408	IKOMA Tomoki	JPN	T54	2	5	5	14.73	+1.4	
11	1630	SHAWWAL Hilmy	TAN	T54	2	2	6	16.08	+1.4	
12	1027	KARAPETYAN Smbat	ARM	T54	1	7	6	16.98	0.0	
13	1268	TAMBA Malang	GAM	T54	1	6	7	18.13	0.0	SB
14	1223	WELDEMARIAM Sibhatu Kesete	ERI	T54	2	3	7	19.81	+1.4	PB

**Note:**  
Yellow Card - Athlete VAN Vun - R8.1 - Unsporting or improper conduct (may be direct to a Red Card).

Legend:		Pos	Position	Q	Qualified by place	q	Qualified by time
PB	Personal Best	YC	Yellow Card				
SB	Season Best						



## Results

### Résultats

#### T42 Records

<b>WORLD RECORD</b>	<b>12.04</b>	<b>PROKHOROV Anton</b>	RPC	Tokyo (JPN)	30 AUG 2021
<b>PARALYMPIC RECORD</b>	<b>12.04</b>	<b>PROKHOROV Anton</b>	RPC	Tokyo (JPN)	30 AUG 2021

#### T63 Records

<b>WORLD RECORD</b>	<b>11.95</b>	<b>GONCALVES RODRIGUES Vinicius</b>	BRA	São Paulo (BRA)	25 APR 2019
<b>PARALYMPIC RECORD</b>	<b>12.05</b>	<b>GONCALVES RODRIGUES Vinicius</b>	BRA	Tokyo (JPN)	30 AUG 2021
<b>PARALYMPIC RECORD</b>	<b>12.05</b>	<b>MABOTE Puseletso Michael</b>	RSA	Paris (FRA)	1 SEP 2024

Wind: +0.1m/s

Rank	Athlete Bib	Name	NPC Code	Date of Birth	Sport Class	Lane	Result
1	1705	<b>FRECH Ezra</b>	USA	11 MAY 2005	T63	8	<b>12.06</b> PB
2	1213	<b>WAGNER Daniel</b>	DEN	3 JUN 1993	T63	4	<b>12.08</b> PB
3	1091	<b>GONCALVES RODRIGUES Vinicius</b>	BRA	28 NOV 1994	T63	3	<b>12.10</b> SB
4	1302	<b>SCHAEFER Leon</b>	GER	13 JUN 1997	T63	6	<b>12.12</b>
5	1594	<b>MABOTE Puseletso Michael</b>	RSA	17 APR 2005	T63	5	<b>12.16</b>
6	1513	<b>de JONG Joel</b>	NED	17 JAN 2002	T63	7	<b>12.20</b>
7	1709	<b>JACKSON Desmond</b>	USA	15 SEP 1999	T63	2	<b>12.49</b>
8	1331	<b>PARTIN</b>	INA	15 APR 2002	T42	9	<b>12.51</b>

#### Weather conditions

Temperature: 24 °C Humidity: 61 % Conditions: Overcast

<b>Legend:</b>	<b>PB</b> Personal Best	<b>SB</b> Season Best
----------------	-------------------------	-----------------------



## Results Progression

Progression des résultats

### T42 Records

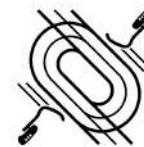
<b>WORLD RECORD</b>	<b>12.04</b>	<b>PROKHOROV Anton</b>	RPC	Tokyo (JPN)	30 AUG 2021
<b>PARALYMPIC RECORD</b>	<b>12.04</b>	<b>PROKHOROV Anton</b>	RPC	Tokyo (JPN)	30 AUG 2021

### T63 Records

<b>WORLD RECORD</b>	<b>11.95</b>	<b>GONCALVES RODRIGUES Vinicius</b>	BRA	São Paulo (BRA)	25 APR 2019
<b>PARALYMPIC RECORD</b>	<b>12.05</b>	<b>GONCALVES RODRIGUES Vinicius</b>	BRA	Tokyo (JPN)	30 AUG 2021
<b>PARALYMPIC RECORD</b>	<b>12.05</b>	<b>MABOTE Puseletso Michael</b>	RSA	Paris (FRA)	1 SEP 2024

Rank	Athlete Bib	Name	NPC Code	Date of Birth	Sport Class	Phase	Lane	Pos	Wind	Time	
1	1705	FRECH Ezra	USA	11 MAY 2005	T63	Final	8	1	+0.1	<b>12.06</b>	PB
						Round 1 - Heat 1/2	8	3	+0.2	<b>12.14</b>	Q PB
2	1213	WAGNER Daniel	DEN	3 JUN 1993	T63	Final	4	2	+0.1	<b>12.08</b>	PB
						Round 1 - Heat 2/2	6	2	0.0	<b>12.21</b>	Q PB
3	1091	GONCALVES RODRIGU.	BRA	28 NOV 1994	T63	Final	3	3	+0.1	<b>12.10</b>	SB
						Round 1 - Heat 2/2	7	3	0.0	<b>12.24</b>	Q SB
4	1302	SCHAEFER Leon	GER	13 JUN 1997	T63	Final	6	4	+0.1	<b>12.12</b>	
						Round 1 - Heat 2/2	4	1	0.0	<b>12.11</b>	Q
5	1594	MABOTE PM	RSA	17 APR 2005	T63	Final	5	5	+0.1	<b>12.16</b>	
						Round 1 - Heat 1/2	5	1	+0.2	<b>12.05</b>	Q =PR
6	1513	de JONG Joel	NED	17 JAN 2002	T63	Final	7	6	+0.1	<b>12.20</b>	
						Round 1 - Heat 1/2	4	2	+0.2	<b>12.09</b>	Q SB
7	1709	JACKSON Desmond	USA	15 SEP 1999	T63	Final	2	7	+0.1	<b>12.49</b>	
						Round 1 - Heat 2/2	5	4	0.0	<b>12.41</b>	q
8	1331	PARTIN	INA	15 APR 2002	T42	Final	9	8	+0.1	<b>12.51</b>	
						Round 1 - Heat 1/2	3	4	+0.2	<b>12.31</b>	q

<b>Legend:</b>	<b>=PR</b> Equal Paralympic Record	<b>PB</b> Personal Best	<b>Pos</b> Position	<b>Q</b> Qualified by place
	<b>q</b> Qualified by time	<b>SB</b> Season Best		



## Results

### Résultats

Qualification: First 3 in each heat (Q) and the next 2 fastest (q) advance to the Final.

#### T42 Records

<b>WORLD RECORD</b>	<b>12.04</b>	<b>PROKHOROV Anton</b>	RPC	Tokyo (JPN)	30 AUG 2021
<b>PARALYMPIC RECORD</b>	<b>12.04</b>	<b>PROKHOROV Anton</b>	RPC	Tokyo (JPN)	30 AUG 2021

#### T63 Records

<b>WORLD RECORD</b>	<b>11.95</b>	<b>GONCALVES RODRIGUES Vinicius</b>	BRA	São Paulo (BRA)	25 APR 2019
<b>PARALYMPIC RECORD</b>	<b>12.05</b>	<b>GONCALVES RODRIGUES Vinicius</b>	BRA	Tokyo (JPN)	30 AUG 2021

#### Heat 1

Start Time: 21:43

Wind: +0.2 m/s

Rank	Athlete Bib	Name	NPC Code	Date of Birth	Sport Class	Lane	Result
1	1594	MABOTE Puseletso Michael	RSA	17 APR 2005	T63	5	<b>12.05</b> Q =PR
2	1513	de JONG Joel	NED	17 JAN 2002	T63	4	<b>12.09</b> Q SB
3	1705	FRECH Ezra	USA	11 MAY 2005	T63	8	<b>12.14</b> Q PB
4	1331	PARTIN	INA	15 APR 2002	T42	3	<b>12.31</b> q
5	1633	KHAMTA Phalathip	THA	21 AUG 2008	T63	6	<b>12.92</b>
6	1619	YODHA PEDIGE APJ	SRI	3 SEP 1985	T42	7	<b>13.03</b>

#### Heat 2

Start Time: 21:50

Wind: 0.0 m/s

Rank	Athlete Bib	Name	NPC Code	Date of Birth	Sport Class	Lane	Result
1	1302	SCHAEFER Leon	GER	13 JUN 1997	T63	4	<b>12.11</b> Q
2	1213	WAGNER Daniel	DEN	3 JUN 1993	T63	6	<b>12.21</b> Q PB
3	1091	GONCALVES RODRIGUES Vinicius	BRA	28 NOV 1994	T63	7	<b>12.24</b> Q SB
4	1709	JACKSON Desmond	USA	15 SEP 1999	T63	5	<b>12.41</b> q
5	1401	OSSOLA Alessandro	ITA	23 NOV 1987	T63	3	<b>12.46</b>

#### Weather conditions at the beginning of the 1st heat

Temperature: 23 °C Humidity: 64 % Conditions: Clear sky

<b>Legend:</b>	<b>=PR</b> Equal Paralympic Record	<b>PB</b> Personal Best	<b>Q</b> Qualified by place	<b>q</b> Qualified by time
	<b>SB</b> Season Best			



## Results Summary

### Résumé des résultats

Qualification: First 3 in each heat (Q) and the next 2 fastest (q) advance to the Final.

#### T42 Records

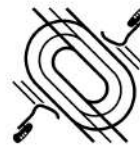
<b>WORLD RECORD</b>	<b>12.04</b>	<b>PROKHOROV Anton</b>	RPC	Tokyo (JPN)	30 AUG 2021
<b>PARALYMPIC RECORD</b>	<b>12.04</b>	<b>PROKHOROV Anton</b>	RPC	Tokyo (JPN)	30 AUG 2021

#### T63 Records

<b>WORLD RECORD</b>	<b>11.95</b>	<b>GONCALVES RODRIGUES Vinicius</b>	BRA	São Paulo (BRA)	25 APR 2019
<b>PARALYMPIC RECORD</b>	<b>12.05</b>	<b>GONCALVES RODRIGUES Vinicius</b>	BRA	Tokyo (JPN)	30 AUG 2021

Rank	Athlete Bib	Name	NPC Code	Sport Class	Heat	Lane	Pos	Time	Wind	
1	1594	MABOTE Puseletso Michael	RSA	T63	1	5	1	<b>12.05</b>	+0.2	Q =PR
2	1513	de JONG Joel	NED	T63	1	4	2	<b>12.09</b>	+0.2	Q SB
3	1302	SCHAEFER Leon	GER	T63	2	4	1	<b>12.11</b>	0.0	Q
4	1705	FRECH Ezra	USA	T63	1	8	3	<b>12.14</b>	+0.2	Q PB
5	1213	WAGNER Daniel	DEN	T63	2	6	2	<b>12.21</b>	0.0	Q PB
6	1091	GONCALVES RODRIGUES Vinicius	BRA	T63	2	7	3	<b>12.24</b>	0.0	Q SB
7	1331	PARTIN	INA	T42	1	3	4	<b>12.31</b>	+0.2	q
8	1709	JACKSON Desmond	USA	T63	2	5	4	<b>12.41</b>	0.0	q
9	1401	OSSOLA Alessandro	ITA	T63	2	3	5	<b>12.46</b>	0.0	
10	1633	KHAMTA Phalathip	THA	T63	1	6	5	<b>12.92</b>	+0.2	
11	1619	YODHA PEDIGE APJ	SRI	T42	1	7	6	<b>13.03</b>	+0.2	

<b>Legend:</b>	<b>=PR</b> Equal Paralympic Record	<b>PB</b> Personal Best	<b>Pos</b> Position	<b>Q</b> Qualified by place
	<b>q</b> Qualified by time	<b>SB</b> Season Best		



Results  
Résultats

**REVISED**  
2 SEP 20:13

T62 Records

<b>WORLD RECORD</b>	<b>10.54</b>	<b>FLOORS Johannes</b>	GER	Dubai (UAE)	10 NOV 2019
<b>PARALYMPIC RECORD</b>	<b>10.79</b>	<b>FLOORS Johannes</b>	GER	Tokyo (JPN)	30 AUG 2021

T64 Records

<b>WORLD RECORD</b>	<b>10.61</b>	<b>BROWNE Richard</b>	USA	Doha (QAT)	29 OCT 2015
<b>PARALYMPIC RECORD</b>	<b>10.69</b>	<b>MANU Maxcel Amo</b>	ITA	Paris (FRA)	1 SEP 2024

Wind: +0.2m/s

Rank	Athlete Bib	Name	NPC Code	Date of Birth	Sport Class	Lane	Result
1	1192	<b>GUILTY GUILTY Sherman Isidro</b>	CRC	3 DEC 1996	T64	7	<b>10.65</b> PR,PB
2	1400	<b>MANU Maxcel Amo</b>	ITA	28 FEB 1992	T64	5	<b>10.76</b>
3	1303	<b>STRENG Felix</b>	GER	16 FEB 1995	T64	6	<b>10.77</b>
4	1297	<b>FLOORS Johannes</b>	GER	8 FEB 1995	T62	4	<b>10.85</b>
5	1275	<b>PEACOCK Jonnie</b>	GBR	28 MAY 1993	T64	3	<b>10.91</b>
6	1725	<b>WOODHALL Hunter</b>	USA	17 FEB 1999	T62	8	<b>10.96</b>
7	1514	<b>HENDRIKS Olivier</b>	NED	28 JUL 2003	T62	9	<b>11.15</b>
8	1098	<b>OLIVEIRA BECKER FONTELES Alan</b>	BRA	21 AUG 1992	T62	2	<b>11.22</b>

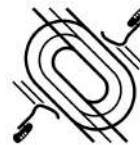
Weather conditions

Temperature: 23 °C Humidity: 60 % Conditions: Overcast

<b>Legend:</b>	<b>PB</b> Personal Best	<b>PR</b> Paralympic Record
----------------	-------------------------	-----------------------------

**REVISÉD** Record header updated.





## Results Progression

Progression des résultats

**REVISED**  
2 SEP 20:15

### T62 Records

<b>WORLD RECORD</b>	<b>10.54</b>	<b>FLOORS Johannes</b>	GER	Dubai (UAE)	10 NOV 2019
<b>PARALYMPIC RECORD</b>	<b>10.79</b>	<b>FLOORS Johannes</b>	GER	Tokyo (JPN)	30 AUG 2021

### T64 Records

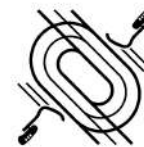
<b>WORLD RECORD</b>	<b>10.61</b>	<b>BROWNE Richard</b>	USA	Doha (QAT)	29 OCT 2015
<b>PARALYMPIC RECORD</b>	<b>10.69</b>	<b>MANU Maxcel Amo</b>	ITA	Paris (FRA)	1 SEP 2024

Rank	Athlete Bib	Name	NPC Code	Date of Birth	Sport Class	Phase	Lane	Pos	Wind	Time	
1	1192	<b>GUILTY GUILTY SI</b>	CRC	3 DEC 1996	T64	Final Round 1 - Heat 1/2	7 1	1 1	+0.2 0.0	<b>10.65</b> <b>10.72</b>	PR,PB =PR,SB
2	1400	<b>MANU Maxcel Amo</b>	ITA	28 FEB 1992	T64	Final Round 1 - Heat 2/2	5 7	2 1	+0.2 -0.1	<b>10.76</b> <b>10.69</b>	Q PR,SB
3	1303	<b>STRENG Felix</b>	GER	16 FEB 1995	T64	Final Round 1 - Heat 1/2	6 7	3 2	+0.2 0.0	<b>10.77</b> <b>10.79</b>	Q
4	1297	<b>FLOORS Johannes</b>	GER	8 FEB 1995	T62	Final Round 1 - Heat 2/2	4 6	4 2	+0.2 -0.1	<b>10.85</b> <b>10.92</b>	Q
5	1275	<b>PEACOCK Jonnie</b>	GBR	28 MAY 1993	T64	Final Round 1 - Heat 1/2	3 6	5 3	+0.2 0.0	<b>10.91</b> <b>10.93</b>	Q
6	1725	<b>WOODHALL Hunter</b>	USA	17 FEB 1999	T62	Final Round 1 - Heat 2/2	8 9	6 3	+0.2 -0.1	<b>10.96</b> <b>11.02</b>	Q
7	1514	<b>HENDRIKS Olivier</b>	NED	28 JUL 2003	T62	Final Round 1 - Heat 2/2	9 1	7 4	+0.2 -0.1	<b>11.15</b> <b>11.12</b>	q
8	1098	<b>OLIVEIRA BECKER F.</b>	BRA	21 AUG 1992	T62	Final Round 1 - Heat 2/2	2 2	8 5	+0.2 -0.1	<b>11.22</b> <b>11.22</b>	q

<b>Legend:</b>	<b>=PR</b> Equal Paralympic Record	<b>PB</b> Personal Best	<b>Pos</b> Position	<b>PR</b> Paralympic Record
	<b>Q</b> Qualified by place	<b>q</b> Qualified by time	<b>SB</b> Season Best	

REVISED

Record header updated.



## Results

### Résultats

Qualification: First 3 in each heat (Q) and the next 2 fastest (q) advance to the Final.

#### T62 Records

<b>WORLD RECORD</b>	<b>10.54</b>	<b>FLOORS Johannes</b>	GER	Dubai (UAE)	10 NOV 2019
<b>PARALYMPIC RECORD</b>	<b>10.79</b>	<b>FLOORS Johannes</b>	GER	Tokyo (JPN)	30 AUG 2021

#### T64 Records

<b>WORLD RECORD</b>	<b>10.61</b>	<b>BROWNE Richard</b>	USA	Doha (QAT)	29 OCT 2015
<b>PARALYMPIC RECORD</b>	<b>10.72</b>	<b>STRENG Felix</b>	GER	Tokyo (JPN)	29 AUG 2021

#### Heat 1

Start Time: 21:29

Wind: 0.0 m/s

Rank	Athlete Bib	Name	NPC Code	Date of Birth	Sport Class	Lane	Result
1	1192	<b>GUILTY GUILTY Sherman Isidro</b>	CRC	3 DEC 1996	T64	1	<b>10.72</b> Q =PR,SB
2	1303	<b>STRENG Felix</b>	GER	16 FEB 1995	T64	7	<b>10.79</b> Q
3	1275	<b>PEACOCK Jonnie</b>	GBR	28 MAY 1993	T64	6	<b>10.93</b> Q
4	1592	<b>DANIELS Paul</b>	RSA	9 JUL 2002	T62	5	<b>11.23</b> AR
5	1417	<b>OSHIMA Kengo</b>	JPN	1 JAN 2000	T64	4	<b>11.24</b> AR
6	1707	<b>GORE Jonathan</b>	USA	8 SEP 1994	T64	8	<b>11.34</b>
7	1089	<b>FORTES Wallison Andre</b>	BRA	26 JUL 1996	T64	2	<b>11.43</b> PB
8	1396	<b>BOTTAZZINI Fabio</b>	ITA	2 MAR 2004	T64	3	<b>11.76</b>
9	1503	<b>FLORES Antonio</b>	MLT	12 MAR 1990	T64	9	<b>13.07</b> SB

#### Heat 2

Start Time: 21:36

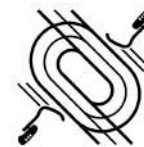
Wind: -0.1 m/s

Rank	Athlete Bib	Name	NPC Code	Date of Birth	Sport Class	Lane	Result
1	1400	<b>MANU Maxcel Amo</b>	ITA	28 FEB 1992	T64	7	<b>10.69</b> Q PR,SB
2	1297	<b>FLOORS Johannes</b>	GER	8 FEB 1995	T62	6	<b>10.92</b> Q
3	1725	<b>WOODHALL Hunter</b>	USA	17 FEB 1999	T62	9	<b>11.02</b> Q
4	1514	<b>HENDRIKS Olivier</b>	NED	28 JUL 2003	T62	1	<b>11.12</b> q
5	1098	<b>OLIVEIRA BECKER F.</b>	BRA	21 AUG 1992	T62	2	<b>11.22</b> q
6	1712	<b>LOCCIDENT Derek</b>	USA	13 JUL 1998	T64	5	<b>11.29</b> PB
7	1593	<b>du PLESSIS Daniel</b>	RSA	4 NOV 1993	T62	8	<b>11.75</b>
8	1507	<b>SOE PEA</b>	MYA	21 MAY 1991	T64	4	<b>11.89</b> SB
9	1454	<b>ZAHREDDINE Arz</b>	LBN	9 OCT 1998	T64	3	<b>12.30</b>

#### Weather conditions at the beginning of the 1st heat

Temperature: 25 °C Humidity: 58 % Conditions: Few clouds

<b>=PR</b>	Equal Paralympic Record	<b>AR</b>	Area Record	<b>PB</b>	Personal Best	<b>PR</b>	Paralympic Record
<b>Q</b>	Qualified by place	<b>q</b>	Qualified by time	<b>SB</b>	Season Best		



## Results Summary

### Résumé des résultats

Qualification: First 3 in each heat (Q) and the next 2 fastest (q) advance to the Final.

#### T62 Records

<b>WORLD RECORD</b>	<b>10.54</b>	<b>FLOORS Johannes</b>	GER	Dubai (UAE)	10 NOV 2019
<b>PARALYMPIC RECORD</b>	<b>10.79</b>	<b>FLOORS Johannes</b>	GER	Tokyo (JPN)	30 AUG 2021

#### T64 Records

<b>WORLD RECORD</b>	<b>10.61</b>	<b>BROWNE Richard</b>	USA	Doha (QAT)	29 OCT 2015
<b>PARALYMPIC RECORD</b>	<b>10.72</b>	<b>STRENG Felix</b>	GER	Tokyo (JPN)	29 AUG 2021

Rank	Athlete Bib	Name	NPC Code	Sport Class	Heat	Lane	Pos	Time	Wind	
1	1400	MANU Maxcel Amo	ITA	T64	2	7	1	<b>10.69</b>	-0.1	Q PR,SB
2	1192	GUILTY GUILTY Sherman Isidro	CRC	T64	1	1	1	<b>10.72</b>	0.0	Q =PR,SB
3	1303	STRENG Felix	GER	T64	1	7	2	<b>10.79</b>	0.0	Q
4	1297	FLOORS Johannes	GER	T62	2	6	2	<b>10.92</b>	-0.1	Q
5	1275	PEACOCK Jonnie	GBR	T64	1	6	3	<b>10.93</b>	0.0	Q
6	1725	WOODHALL Hunter	USA	T62	2	9	3	<b>11.02</b>	-0.1	Q
7	1514	HENDRIKS Olivier	NED	T62	2	1	4	<b>11.12</b>	-0.1	q
8	1098	OLIVEIRA BECKER FONTELES Alan	BRA	T62	2	2	5	<b>11.22</b>	-0.1	q
9	1592	DANIELS Paul	RSA	T62	1	5	4	<b>11.23</b>	0.0	AR
10	1417	OSHIMA Kengo	JPN	T64	1	4	5	<b>11.24</b>	0.0	AR
11	1712	LOCCIDENT Derek	USA	T64	2	5	6	<b>11.29</b>	-0.1	PB
12	1707	GORE Jonathan	USA	T64	1	8	6	<b>11.34</b>	0.0	
13	1089	FORTES Wallison Andre	BRA	T64	1	2	7	<b>11.43</b>	0.0	PB
14	1593	du PLESSIS Daniel	RSA	T62	2	8	7	<b>11.75</b>	-0.1	
15	1396	BOTTAZZINI Fabio	ITA	T64	1	3	8	<b>11.76</b>	0.0	
16	1507	SOE PEA	MYA	T64	2	4	8	<b>11.89</b>	-0.1	SB
17	1454	ZAHREDDINE Arz	LBN	T64	2	3	9	<b>12.30</b>	-0.1	
18	1503	FLORES Antonio	MLT	T64	1	9	9	<b>13.07</b>	0.0	SB

<b>Legend:</b>	<b>AR</b> Area Record	<b>PB</b> Personal Best	<b>Pos</b> Position	<b>PR</b> Paralympic Record
<b>Q</b> Qualified by place	<b>q</b> Qualified by time	<b>SB</b> Season Best		



## Results

### Résultats

<b>WORLD RECORD</b>	<b>23.00</b>	<b>SAFRONOV Dmitrii</b>	RPC	Tokyo (JPN)	4 SEP 2021
<b>PARALYMPIC RECORD</b>	<b>23.00</b>	<b>SAFRONOV Dmitrii</b>	RPC	Tokyo (JPN)	4 SEP 2021

Wind: 0.0m/s

Rank	Athlete Bib	Name	NPC Code	Date of Birth	Sport Class	Lane	Result
1	1689	TSVIETOV Ihor	UKR	2 MAR 1994	T35	7	<b>23.19</b> SB
2	1542	SAFRONOV Dmitrii	NPA	12 OCT 1995	T35	6	<b>23.78</b>
3	1531	KALASHIAN Artem	NPA	9 DEC 1996	T35	4	<b>23.88</b>
4	1075	CAETANO NASCIMENTO Henrique	BRA	11 JAN 1999	T35	9	<b>24.14</b> AR
5	1688	TETIUKHIN Ivan	UKR	9 MAY 2005	T35	2	<b>24.87</b> PB
6	1026	VILLA Maximiliano	ARG	13 FEB 2007	T35	5	<b>25.10</b>
7	1019	BARRETO Hernan	ARG	14 APR 1991	T35	3	<b>25.53</b> SB
8	1524	DZHATIEV David	NPA	16 AUG 2002	T35	8	<b>26.02</b>
9	1074	BORDIGNON Fabio	BRA	20 JUN 1992	T35	1	<b>29.71</b> SB

#### Weather conditions

Temperature: 17 °C Humidity: 98 % Conditions: Overcast

<b>Legend:</b>	<b>AR</b> Area Record	<b>PB</b> Personal Best	<b>SB</b> Season Best
----------------	-----------------------	-------------------------	-----------------------



## Results

### Résultats

<b>WORLD RECORD</b>	<b>21.91</b>	<b>MAYHUGH Nick</b>	USA	Tokyo (JPN)	4 SEP 2021
<b>PARALYMPIC RECORD</b>	<b>21.91</b>	<b>MAYHUGH Nick</b>	USA	Tokyo (JPN)	4 SEP 2021

Wind: +0.3m/s

Rank	Athlete Bib	Name	NPC Code	Date of Birth	Sport Class	Lane	Result
1	1548	VDOVIN Andrei	NPA	26 FEB 1994	T37	9	<b>22.69</b> SB
2	1090	GOMES de MENDONCA Ricardo	BRA	31 JAN 1990	T37	3	<b>22.71</b> SB
3	1095	LUIZ da COSTA Christian Gabriel	BRA	10 MAY 2002	T37	7	<b>22.74</b> PB
4	1079	da SILVA CHAVES Bartolomeu	BRA	20 MAR 2001	T37	5	<b>23.22</b> PB
5	1332	PURNOMO Saptoyogo	INA	17 SEP 1998	T37	6	<b>23.26</b> PB
6	1567	KOTKOWSKI Michal	POL	8 DEC 1998	T37	4	<b>23.41</b>
7	1442	ALNAKHLI Ali	KSA	1 MAY 2000	T37	8	<b>23.44</b>
8	1687	RAISKYI Mykola	UKR	23 DEC 2006	T37	2	<b>23.91</b>

#### Weather conditions

Temperature: 17 °C Humidity: 98 % Conditions: Overcast

<b>Legend:</b>	<b>PB</b> Personal Best	<b>SB</b> Season Best
----------------	-------------------------	-----------------------



## Results Progression

Progression des résultats

<b>WORLD RECORD</b>	<b>21.91</b>	<b>MAYHUGH Nick</b>	USA	Tokyo (JPN)	4 SEP 2021
<b>PARALYMPIC RECORD</b>	<b>21.91</b>	<b>MAYHUGH Nick</b>	USA	Tokyo (JPN)	4 SEP 2021

Rank	Athlete Bib	Name	NPC Code	Date of Birth	Sport Class	Phase	Lane	Pos	Wind	Time	
1	1548	VDOVIN Andrei	NPA	26 FEB 1994	T37	Final	9	1	+0.3	<b>22.69</b>	SB
						Round 1 - Heat 2/2	5	3	+0.5	<b>23.54</b>	Q
2	1090	GOMES de MENDONCA	BRA	31 JAN 1990	T37	Final	3	2	+0.3	<b>22.71</b>	SB
						Round 1 - Heat 1/2	5	4	+0.1	<b>23.51</b>	q
3	1095	LUIZ da COSTA CG	BRA	10 MAY 2002	T37	Final	7	3	+0.3	<b>22.74</b>	PB
						Round 1 - Heat 2/2	8	1	+0.5	<b>23.05</b>	Q SB
4	1079	da SILVA CHAVES B	BRA	20 MAR 2001	T37	Final	5	4	+0.3	<b>23.22</b>	PB
						Round 1 - Heat 2/2	3	2	+0.5	<b>23.53</b>	Q PB
5	1332	PURNOMO Saptoyogo	INA	17 SEP 1998	T37	Final	6	5	+0.3	<b>23.26</b>	PB
						Round 1 - Heat 1/2	7	1	+0.1	<b>23.41</b>	Q SB
6	1567	KOTKOWSKI Michal	POL	8 DEC 1998	T37	Final	4	6	+0.3	<b>23.41</b>	
						Round 1 - Heat 1/2	4	3	+0.1	<b>23.51</b>	Q
7	1442	ALNAKHLI Ali	KSA	1 MAY 2000	T37	Final	8	7	+0.3	<b>23.44</b>	
						Round 1 - Heat 1/2	9	2	+0.1	<b>23.43</b>	Q SB
8	1687	RAISKYI Mykola	UKR	23 DEC 2006	T37	Final	2	8	+0.3	<b>23.91</b>	
						Round 1 - Heat 2/2	7	4	+0.5	<b>23.69</b>	q PB

<b>Legend:</b>						
<b>PB</b>	Personal Best	<b>Pos</b>	Position	<b>Q</b>	Qualified by place	<b>q</b> Qualified by time
<b>SB</b>	Season Best					



## Results

### Résultats

Qualification: First 3 in each heat (Q) and the next 2 fastest (q) advance to the Final.

<b>WORLD RECORD</b>	<b>21.91</b>	<b>MAYHUGH Nick</b>	USA	Tokyo (JPN)	4 SEP 2021
<b>PARALYMPIC RECORD</b>	<b>21.91</b>	<b>MAYHUGH Nick</b>	USA	Tokyo (JPN)	4 SEP 2021

Heat 1 Start Time: 20:09 Wind: +0.1 m/s

Rank	Athlete Bib	Name	NPC Code	Date of Birth	Sport Class	Lane	Result	
1	1332	PURNOMO Saptoyogo	INA	17 SEP 1998	T37	7	23.41	Q SB
2	1442	ALNAKHLI Ali	KSA	1 MAY 2000	T37	9	23.43	Q SB
3	1567	KOTKOWSKI Michal	POL	8 DEC 1998	T37	4	23.51 (.502)	Q
4	1090	GOMES de MENDONCA Ricardo	BRA	31 JAN 1990	T37	5	23.51 (.509)	q
5	1525	FEOKTISTOV Anton	NPA	19 OCT 2001	T37	6	23.91	
6	1684	OKAPINSKYI Yaroslav	UKR	6 JUL 1999	T37	3	24.20	
7	1508	KARULI Petrus	NAM	21 OCT 1994	T37	8	25.24	SB

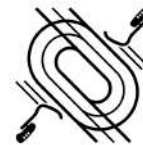
Heat 2 Start Time: 20:16 Wind: +0.5 m/s

Rank	Athlete Bib	Name	NPC Code	Date of Birth	Sport Class	Lane	Result	
1	1095	LUIZ da COSTA Christian Gabriel	BRA	10 MAY 2002	T37	8	23.05	Q SB
2	1079	da SILVA CHAVES Bartolomeu	BRA	20 MAR 2001	T37	3	23.53	Q PB
3	1548	VDOVIN Andrei	NPA	26 FEB 1994	T37	5	23.54	Q
4	1687	RAISKYI Mykola	UKR	23 DEC 2006	T37	7	23.69	q PB
5	1006	HAMDI Sofiane	ALG	22 AUG 1989	T37	6	23.80	SB
	1177	MALAMBO RACHEZ Andres	COL	16 MAR 2004	T37	4	DNS	

#### Weather conditions at the beginning of the 1st heat

Temperature: 21 °C Humidity: 60 % Conditions: Sunny intervals

<b>Legend:</b>	<b>DNS</b> Did Not Start	<b>PB</b> Personal Best	<b>Q</b> Qualified by place	<b>q</b> Qualified by time
	<b>SB</b> Season Best			



## Results Summary

### Résumé des résultats

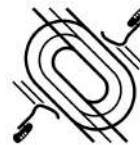
Qualification: First 3 in each heat (Q) and the next 2 fastest (q) advance to the Final.

<b>WORLD RECORD</b>	<b>21.91</b>	<b>MAYHUGH Nick</b>	USA	Tokyo (JPN)	4 SEP 2021
<b>PARALYMPIC RECORD</b>	<b>21.91</b>	<b>MAYHUGH Nick</b>	USA	Tokyo (JPN)	4 SEP 2021

Rank	Athlete Bib	Name	NPC Code	Sport Class	Heat	Lane	Pos	Time	Wind	
1	1095	LUIZ da COSTA Christian Gabriel	BRA	T37	2	8	1	<b>23.05</b>	+0.5	Q SB
2	1332	PURNOMO Saptoyogo	INA	T37	1	7	1	<b>23.41</b>	+0.1	Q SB
3	1442	ALNAKHLI Ali	KSA	T37	1	9	2	<b>23.43</b>	+0.1	Q SB
4	1567	KOTKOWSKI Michal	POL	T37	1	4	3	<b>23.51</b> (.502)	+0.1	Q
5	1090	GOMES de MENDONCA Ricardo	BRA	T37	1	5	4	<b>23.51</b> (.509)	+0.1	q
6	1079	da SILVA CHAVES Bartolomeu	BRA	T37	2	3	2	<b>23.53</b>	+0.5	Q PB
7	1548	VDOVIN Andrei	NPA	T37	2	5	3	<b>23.54</b>	+0.5	Q
8	1687	RAISKYI Mykola	UKR	T37	2	7	4	<b>23.69</b>	+0.5	q PB
9	1006	HAMDI Sofiane	ALG	T37	2	6	5	<b>23.80</b>	+0.5	SB
10	1525	FEOKTISTOV Anton	NPA	T37	1	6	5	<b>23.91</b>	+0.1	
11	1684	OKAPINSKYI Yaroslav	UKR	T37	1	3	6	<b>24.20</b>	+0.1	
12	1508	KARULI Petrus	NAM	T37	1	8	7	<b>25.24</b>	+0.1	SB
	1177	MALAMBO RACHEZ Andres	COL	T37	2	4		<b>DNS</b>		

<b>Legend:</b>	<b>DNS</b> Did Not Start	<b>PB</b> Personal Best	<b>Pos</b> Position	<b>Q</b> Qualified by place
	<b>q</b> Qualified by time	<b>SB</b> Season Best		





Results  
Résultats

**REVISED**  
3 SEP 12:17

<b>WORLD RECORD</b>	<b>35.74</b>	<b>HABSCH Roger</b>	BEL	Dubai (UAE)	15 FEB 2024
<b>PARALYMPIC RECORD</b>	<b>36.81</b>	<b>PIISPANEN Toni</b>	FIN	Tokyo (JPN)	31 AUG 2021

Wind: -0.7m/s

Rank	Athlete Bib	Name	NPC Code	Date of Birth	Sport Class	Lane	Result
1	1119	FOURNIE Cody	CAN	20 AUG 1989	T51	4 YC	<b>37.64</b> PB
2	1245	PIISPANEN Toni	FIN	24 JUL 1976	T51	7	<b>38.55</b> SB
3	1060	GENYN Peter	BEL	24 DEC 1976	T51	8	<b>38.65</b>
4	1003	BERRAHAL Mohamed	ALG	24 MAY 1979	T51	9	<b>40.91</b>
5	1061	HABSCH Roger	BEL	5 JAN 1979	T51	6	<b>42.35</b>
6	1490	NAVARRO SANCHEZ Edgar Cesareo	MEX	25 MAY 1971	T51	5	<b>42.92</b> SB
7	1191	FONSECA Ernesto	CRC	3 SEP 1981	T51	3	<b>46.10</b> SB

Weather conditions

Temperature: 20 °C Humidity: 94 % Conditions: Drizzle

**Note:**  
Yellow Card - Athlete FOURNIE Cody - R8.1 - Unsporting or improper conduct (may be direct to a Red Card).

**Legend:**  
PB Personal Best SB Season Best YC Yellow Card

**REVISED** Yellow card added for bib 1119 Athlete FOURNIE Cody (CAN).



## Results

### Résultats

#### T44 Records

<b>WORLD RECORD</b>	<b>22.81</b>	<b>MHLONGO Mpumelelo</b>	RSA	Tokyo (JPN)	4 SEP 2021
<b>PARALYMPIC RECORD</b>	<b>22.86</b>	<b>MHLONGO Mpumelelo</b>	RSA	Tokyo (JPN)	4 SEP 2021

#### T64 Records

<b>WORLD RECORD</b>	<b>21.27</b>	<b>BROWNE Richard</b>	USA	Doha (QAT)	25 OCT 2015
<b>PARALYMPIC RECORD</b>	<b>21.43</b>	<b>GUYTY GUYTY Sherman Isidro</b>	CRC	Tokyo (JPN)	4 SEP 2021

Wind: +0.5m/s

Rank	Athlete Bib	Name	NPC Code	Date of Birth	Sport Class	Lane	Result	
1	1192	<b>GUYTY GUYTY Sherman Isidro</b>	CRC	3 DEC 1996	T64	6	<b>21.32</b>	PR,PB
2	1517	<b>VLOET Levi</b>	NED	23 FEB 1996	T64	9	<b>22.47</b>	PB
3	1596	<b>MHLONGO Mpumelelo</b>	RSA	22 MAR 1994	T44	7	<b>22.62</b>	WR
4	1089	<b>FORTES Wallison Andre</b>	BRA	26 JUL 1996	T64	5	<b>22.84</b>	
5	1316	<b>SEITIS Michail</b>	GRE	9 JUN 1987	T64	3	<b>23.15</b>	
6	1554	<b>JOYNT Mitchell</b>	NZL	10 APR 1995	T64	4	<b>23.16</b>	
7	1410	<b>ITANI Shunsuke</b>	JPN	2 APR 1995	T64	2	<b>23.50</b>	SB
	1303	<b>STRENG Felix</b>	GER	16 FEB 1995	T64	8	<b>DQ</b>	R18.2(c)

#### Weather conditions

Temperature: 20 °C Humidity: 84 % Conditions: Sunny intervals

**Note:**  
R18.2(c) - Lane infringement (races run in lanes or part of race run in lanes) - running/wheeling out of lanes

**Legend:**  
**DQ** Disqualified      **PB** Personal Best      **PR** Paralympic Record      **R** WPA Rule  
**SB** Season Best      **WR** World Record



## Results Progression

Progression des résultats

### T44 Records

<b>WORLD RECORD</b>	<b>22.81</b>	<b>MHLONGO Mpumelelo</b>	RSA	Tokyo (JPN)	4 SEP 2021
<b>PARALYMPIC RECORD</b>	<b>22.86</b>	<b>MHLONGO Mpumelelo</b>	RSA	Tokyo (JPN)	4 SEP 2021

### T64 Records

<b>WORLD RECORD</b>	<b>21.27</b>	<b>BROWNE Richard</b>	USA	Doha (QAT)	25 OCT 2015
<b>PARALYMPIC RECORD</b>	<b>21.43</b>	<b>GUITY GUITY Sherman Isidro</b>	CRC	Tokyo (JPN)	4 SEP 2021

Rank	Athlete Bib	Name	NPC Code	Date of Birth	Sport Class	Phase	Lane	Pos	Wind	Time	
1	1192	<b>GUITY GUITY SI</b>	CRC	3 DEC 1996	T64	Final Round 1 - Heat 2/2	6 4	1 1	+0.5 -0.2	<b>21.32</b> <b>22.29</b>	PR,PB Q SB
2	1517	<b>VLOET Levi</b>	NED	23 FEB 1996	T64	Final Round 1 - Heat 1/2	9 2	2 2	+0.5 0.0	<b>22.47</b> <b>23.03</b>	PB Q
3	1596	<b>MHLONGO Mpumelelo</b>	RSA	22 MAR 1994	T44	Final Round 1 - Heat 1/2	7 7	3 1	+0.5 0.0	<b>22.62</b> <b>22.92</b>	WR Q
4	1089	<b>FORTES WA</b>	BRA	26 JUL 1996	T64	Final Round 1 - Heat 2/2	5 3	4 3	+0.5 -0.2	<b>22.84</b> <b>22.81</b>	 Q
5	1316	<b>SEITIS Michail</b>	GRE	9 JUN 1987	T64	Final Round 1 - Heat 2/2	3 8	5 4	+0.5 -0.2	<b>23.15</b> <b>23.32</b>	 q
6	1554	<b>JOYNT Mitchell</b>	NZL	10 APR 1995	T64	Final Round 1 - Heat 1/2	4 4	6 3	+0.5 0.0	<b>23.16</b> <b>23.20</b>	 Q
7	1410	<b>ITANI Shunsuke</b>	JPN	2 APR 1995	T64	Final Round 1 - Heat 1/2	2 3	7 4	+0.5 0.0	<b>23.50</b> <b>23.67</b>	SB q
	1303	<b>STRENG Felix</b>	GER	16 FEB 1995	T64	Final Round 1 - Heat 2/2	8 6	 2	 -0.2	<b>DQ</b> <b>22.31</b>	R18.2(c) Q

**Note:**  
R18.2(c) - Lane infringement (races run in lanes or part of race run in lanes) - running/wheeling out of lanes

Legend:							
<b>DQ</b>	Disqualified	<b>PB</b>	Personal Best	<b>Pos</b>	Position	<b>PR</b>	Paralympic Record
<b>Q</b>	Qualified by place	<b>q</b>	Qualified by time	<b>R</b>	WPA Rule	<b>SB</b>	Season Best
<b>WR</b>	World Record						



## Results

### Résultats

Qualification: First 3 in each heat (Q) and the next 2 fastest (q) advance to the Final.

#### T44 Records

<b>WORLD RECORD</b>	<b>22.81</b>	<b>MHLONGO Mpumelelo</b>	RSA	Tokyo (JPN)	4 SEP 2021
<b>PARALYMPIC RECORD</b>	<b>22.86</b>	<b>MHLONGO Mpumelelo</b>	RSA	Tokyo (JPN)	4 SEP 2021

#### T64 Records

<b>WORLD RECORD</b>	<b>21.27</b>	<b>BROWNE Richard</b>	USA	Doha (QAT)	25 OCT 2015
<b>PARALYMPIC RECORD</b>	<b>21.43</b>	<b>GUILTY GUILTY Sherman Isidro</b>	CRC	Tokyo (JPN)	4 SEP 2021

#### Heat 1

Start Time: 12:10

Wind: 0.0 m/s

Rank	Athlete Bib	Name	NPC Code	Date of Birth	Sport Class	Lane	Result
1	1596	MHLONGO Mpumelelo	RSA	22 MAR 1994	T44	7	<b>22.92 Q</b>
2	1517	VLOET Levi	NED	23 FEB 1996	T64	2	<b>23.03 Q</b>
3	1554	JOYNT Mitchell	NZL	10 APR 1995	T64	4	<b>23.20 Q</b>
4	1410	ITANI Shunsuke	JPN	2 APR 1995	T64	3	<b>23.67 q</b>
5	1221	RAMADAN Karim	EGY	1 MAR 2000	T44	8	<b>24.48</b>
6	1503	FLORES Antonio	MLT	12 MAR 1990	T64	5	<b>26.67</b> SB
	1400	MANU Maxcel Amo	ITA	28 FEB 1992	T64	9	<b>DQ</b> R18.2(c)
	1080	de LIMA Matheus	BRA	19 NOV 2003	T44	6	<b>DNS</b>

#### Heat 2

Start Time: 12:17

Wind: -0.2 m/s

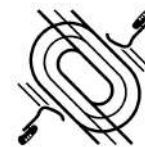
Rank	Athlete Bib	Name	NPC Code	Date of Birth	Sport Class	Lane	Result
1	1192	GUILTY GUILTY Sherman Isidro	CRC	3 DEC 1996	T64	4	<b>22.29 Q</b> SB
2	1303	STRENG Felix	GER	16 FEB 1995	T64	6	<b>22.31 Q</b>
3	1089	FORTES Wallison Andre	BRA	26 JUL 1996	T64	3	<b>22.81 Q</b>
4	1316	SEITIS Michail	GRE	9 JUN 1987	T64	8	<b>23.32 q</b>
5	1707	GORE Jonathan	USA	8 SEP 1994	T64	9	<b>23.89</b>
6	1396	BOTTAZZINI Fabio	ITA	2 MAR 2004	T64	2	<b>23.97</b>
7	1507	SOE PEA	MYA	21 MAY 1991	T64	5	<b>24.42</b> SB
	1417	OSHIMA Kengo	JPN	1 JAN 2000	T64	7	<b>DNS</b>

#### Weather conditions at the beginning of the 1st heat

Temperature: 20 °C Humidity: 85 % Conditions: Light rain

**Note:**  
R18.2(c) - Lane infringement (races run in lanes or part of race run in lanes) - running/wheeling out of lanes

**Legend:**  
**DNS** Did Not Start      **DQ** Disqualified      **Q** Qualified by place      **q** Qualified by time  
**R** WPA Rule      **SB** Season Best



## Results Summary

### Résumé des résultats

Qualification: First 3 in each heat (Q) and the next 2 fastest (q) advance to the Final.

#### T44 Records

<b>WORLD RECORD</b>	<b>22.81</b>	<b>MHLONGO Mpumelelo</b>	RSA	Tokyo (JPN)	4 SEP 2021
<b>PARALYMPIC RECORD</b>	<b>22.86</b>	<b>MHLONGO Mpumelelo</b>	RSA	Tokyo (JPN)	4 SEP 2021

#### T64 Records

<b>WORLD RECORD</b>	<b>21.27</b>	<b>BROWNE Richard</b>	USA	Doha (QAT)	25 OCT 2015
<b>PARALYMPIC RECORD</b>	<b>21.43</b>	<b>GUITY GUITY Sherman Isidro</b>	CRC	Tokyo (JPN)	4 SEP 2021

Rank	Athlete Bib	Name	NPC Code	Sport Class	Heat	Lane	Pos	Time	Wind	
1	1192	GUITY GUITY Sherman Isidro	CRC	T64	2	4	1	<b>22.29</b>	-0.2	Q SB
2	1303	STRENG Felix	GER	T64	2	6	2	<b>22.31</b>	-0.2	Q
3	1089	FORTES Wallison Andre	BRA	T64	2	3	3	<b>22.81</b>	-0.2	Q
4	1596	MHLONGO Mpumelelo	RSA	T44	1	7	1	<b>22.92</b>	0.0	Q
5	1517	VLOET Levi	NED	T64	1	2	2	<b>23.03</b>	0.0	Q
6	1554	JOYNT Mitchell	NZL	T64	1	4	3	<b>23.20</b>	0.0	Q
7	1316	SEITIS Michail	GRE	T64	2	8	4	<b>23.32</b>	-0.2	q
8	1410	ITANI Shunsuke	JPN	T64	1	3	4	<b>23.67</b>	0.0	q
9	1707	GORE Jonathan	USA	T64	2	9	5	<b>23.89</b>	-0.2	
10	1396	BOTTAZZINI Fabio	ITA	T64	2	2	6	<b>23.97</b>	-0.2	
11	1507	SOE PEA	MYA	T64	2	5	7	<b>24.42</b>	-0.2	SB
12	1221	RAMADAN Karim	EGY	T44	1	8	5	<b>24.48</b>	0.0	
13	1503	FLORES Antonio	MLT	T64	1	5	6	<b>26.67</b>	0.0	SB
	1400	MANU Maxcel Amo	ITA	T64	1	9		<b>DQ</b>		R18.2(c)
	1080	de LIMA Matheus	BRA	T44	1	6		<b>DNS</b>		
	1417	OSHIMA Kengo	JPN	T64	2	7		<b>DNS</b>		

**Note:**  
R18.2(c) - Lane infringement (races run in lanes or part of race run in lanes) - running/wheeling out of lanes

<b>DNS</b>	Did Not Start	<b>DQ</b>	Disqualified	<b>Pos</b>	Position	<b>Q</b>	Qualified by place
<b>q</b>	Qualified by time	<b>R</b>	WPA Rule	<b>SB</b>	Season Best		





## Results Progression

Progression des résultats

<b>WORLD RECORD</b>	<b>49.82</b>	<b>MENDES da SILVA Daniel</b>	BRA	Guadalajara (MEX)	18 NOV 2011
<b>PARALYMPIC RECORD</b>	<b>50.03</b>	<b>ARMANDO Jose Sayovo</b>	ANG	Athens (GRE)	25 SEP 2004

Rank	Athlete Bib	Name	NPC Code	Date of Birth	Sport Class	Phase	Lane	Pos	Time	
1	1752	<b>SANTOS GONZALEZ EG</b> Guide MAZA CARABALLO EJ	VEN	23 JUN 1987 6 DEC 1999	T11	Final	7	1	<b>50.58</b>	PB
						Semi-Final 1/2	3	2	<b>51.71</b>	q
						Round 1 - Heat 4/4	7	1	<b>51.51</b>	Q PB
2	1247	<b>ADOLPHE Timothee</b> Guide LAMI Jeffrey	FRA	29 DEC 1989 11 OCT 1994	T11	Final	5	2	<b>50.75</b>	
						Semi-Final 2/2	5	1	<b>50.87</b>	Q
						Round 1 - Heat 3/4	7	1	<b>51.39</b>	Q
3	1590	<b>ATANGANA GJ</b> Guide NYAMJUA Donard Ndim	RPT	22 JAN 1999 10 JUN 1992	T11	Final	3	3	<b>50.89</b>	PB
						Semi-Final 1/2	5	1	<b>51.03</b>	Q PB
						Round 1 - Heat 2/4	5	1	<b>51.95</b>	Q PB
4	1390	<b>AYADE Mohammed</b> Guide AL-KINANI Ahmed	IRQ	15 JUN 1999 25 JUN 1995	T11	Final	1	4	<b>51.25</b>	AR
						Semi-Final 2/2	7	2	<b>52.04</b>	q
						Round 1 - Heat 4/4	3	2	<b>51.98</b>	q PB

<b>Legend:</b>	<b>AR</b> Area Record	<b>PB</b> Personal Best	<b>Pos</b> Position	<b>Q</b> Qualified by place
	<b>q</b> Qualified by time			



## Results

### Résultats

Qualification: First in each heat (Q) and the next 2 fastest (q) advance to the Final.

<b>WORLD RECORD</b>	<b>49.82</b>	<b>MENDES da SILVA Daniel</b>	BRA	Guadalajara (MEX)	18 NOV 2011
<b>PARALYMPIC RECORD</b>	<b>50.03</b>	<b>ARMANDO Jose Sayovo</b>	ANG	Athens (GRE)	25 SEP 2004

#### Semifinal 1 Start Time: 19:43

Rank	Athlete Bib	Name	NPC Code	Date of Birth	Sport Class	Lane	Reaction Time	Result
1	1590	<b>ATANGANA Guillaume Junior</b>	RPT	22 JAN 1999	T11	5	0.204	<b>51.03</b> Q PB
		Guide NYAMJUA Donard Ndim		10 JUN 1992			0.240	
2	1752	<b>SANTOS GONZALEZ EG</b>	VEN	23 JUN 1987	T11	3	0.184	<b>51.71</b> q
		Guide MAZA CARABALLO Eubrig Jose		6 DEC 1999			0.174	
3	1234	<b>UCEDA NOVAS Eduardo Manuel</b>	ESP	16 JAN 2001	T11	7	0.146	<b>52.16</b> SB
		Guide FOLGADO MUNOZ Diego		11 MAY 2000			0.144	
4	1084	<b>de SOUZA GOMES Felipe</b>	BRA	26 APR 1986	T11	1	0.169	<b>52.85</b>
		Guide de LIMA SILVA Jonas Alexandre		19 FEB 1987			0.168	

#### Semifinal 2 Start Time: 19:51

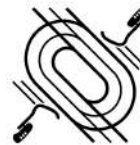
Rank	Athlete Bib	Name	NPC Code	Date of Birth	Sport Class	Lane	Reaction Time	Result
1	1247	<b>ADOLPHE Timothee</b>	FRA	29 DEC 1989	T11	5	0.164	<b>50.87</b> Q
		Guide LAMI Jeffrey		11 OCT 1994			0.149	
2	1390	<b>AYADE Mohammed</b>	IRQ	15 JUN 1999	T11	7	0.258	<b>52.04</b> q
		Guide AL-KINANI Ahmed		25 JUN 1995			0.205	
3	1509	<b>KINDA Chris</b>	NAM	9 FEB 1999	T11	1	0.169	<b>52.95</b>
		Guide GOAGOSEB Riwaldo		29 AUG 1999			0.152	
4	1732	<b>EGAMNAZAROV Urganchbek</b>	UZB	21 APR 2000	T11	3	0.173	<b>52.98</b>
		Guide BAKHTIYOROV Sardor		15 AUG 1993			0.142	

#### Weather conditions at the beginning of the 1st heat

Temperature: 24 °C Humidity: 79 % Conditions: Overcast

<b>Legend:</b>	<b>PB</b> Personal Best	<b>Q</b> Qualified by place	<b>q</b> Qualified by time	<b>SB</b> Season Best
----------------	-------------------------	-----------------------------	----------------------------	-----------------------





## Results Summary

### Résumé des résultats

Qualification: First in each heat (Q) and the next 2 fastest (q) advance to the Final.

<b>WORLD RECORD</b>	<b>49.82</b>	<b>MENDES da SILVA Daniel</b>	BRA	Guadalajara (MEX)	18 NOV 2011
<b>PARALYMPIC RECORD</b>	<b>50.03</b>	<b>ARMANDO Jose Sayovo</b>	ANG	Athens (GRE)	25 SEP 2004

Rank	Athlete Bib	Name	NPC Code	Sport Class	Heat	Lane	Pos	Time
1	1247	<b>ADOLPHE Timothee</b> Guide LAMI Jeffrey	FRA	T11	2	5	1	<b>50.87 Q</b>
2	1590	<b>ATANGANA Guillaume Junior</b> Guide NYAMJUA Donard Ndim	RPT	T11	1	5	1	<b>51.03 Q PB</b>
3	1752	<b>SANTOS GONZALEZ Enderson German</b> Guide MAZA CARABALLO Eubrig Jose	VEN	T11	1	3	2	<b>51.71 q</b>
4	1390	<b>AYADE Mohammed</b> Guide AL-KINANI Ahmed	IRQ	T11	2	7	2	<b>52.04 q</b>
5	1234	<b>UCEDA NOVAS Eduardo Manuel</b> Guide FOLGADO MUNOZ Diego	ESP	T11	1	7	3	<b>52.16 SB</b>
6	1084	<b>de SOUZA GOMES Felipe</b> Guide de LIMA SILVA Jonas Alexandre	BRA	T11	1	1	4	<b>52.85</b>
7	1509	<b>KINDA Chris</b> Guide GOAGOSEB Riwaldo	NAM	T11	2	1	3	<b>52.95</b>
8	1732	<b>EGAMNAZAROV Urganchbek</b> Guide BAKHTIYOROV Sardor	UZB	T11	2	3	4	<b>52.98</b>

<b>Legend:</b>							
<b>PB</b>	Personal Best	<b>Pos</b>	Position	<b>Q</b>	Qualified by place	<b>q</b>	Qualified by time
<b>SB</b>	Season Best						



## Results Progression

Progression des résultats

<b>WORLD RECORD</b>	<b>49.82</b>	<b>MENDES da SILVA Daniel</b>	BRA	Guadalajara (MEX)	18 NOV 2011
<b>PARALYMPIC RECORD</b>	<b>50.03</b>	<b>ARMANDO Jose Sayovo</b>	ANG	Athens (GRE)	25 SEP 2004

Rank	Athlete Bib	Name	NPC Code	Date of Birth	Sport Class	Phase	Lane	Pos	Time
1	1247	<b>ADOLPHE Timothee</b>	FRA	29 DEC 1989	T11	Semi-Final 2/2	5	1	<b>50.87 Q</b>
		Guide LAMI Jeffrey		11 OCT 1994		Round 1 - Heat 3/4	7	1	<b>51.39 Q</b>
2	1590	<b>ATANGANA GJ</b>	RPT	22 JAN 1999	T11	Semi-Final 1/2	5	1	<b>51.03 Q PB</b>
		Guide NYAMJUA Donard Ndim		10 JUN 1992		Round 1 - Heat 2/4	5	1	<b>51.95 Q PB</b>
3	1752	<b>SANTOS GONZALEZ EG</b>	VEN	23 JUN 1987	T11	Semi-Final 1/2	3	2	<b>51.71 q</b>
		Guide MAZA CARABALLO EJ		6 DEC 1999		Round 1 - Heat 4/4	7	1	<b>51.51 Q PB</b>
4	1390	<b>AYADE Mohammed</b>	IRQ	15 JUN 1999	T11	Semi-Final 2/2	7	2	<b>52.04 q</b>
		Guide AL-KINANI Ahmed		25 JUN 1995		Round 1 - Heat 4/4	3	2	<b>51.98 q PB</b>
5	1234	<b>UCEDA NOVAS EM</b>	ESP	16 JAN 2001	T11	Semi-Final 1/2	7	3	<b>52.16 SB</b>
		Guide FOLGADO MUNOZ Diego		11 MAY 2000		Round 1 - Heat 3/4	3	2	<b>52.79 q</b>
6	1084	<b>de SOUZA GOMES Felipe</b>	BRA	26 APR 1986	T11	Semi-Final 1/2	1	4	<b>52.85</b>
		Guide de LIMA SILVA JA		19 FEB 1987		Round 1 - Heat 4/4	5	3	<b>52.92 q</b>
7	1509	<b>KINDA Chris</b>	NAM	9 FEB 1999	T11	Semi-Final 2/2	1	3	<b>52.95</b>
		Guide GOAGOSEB Riwaldo		29 AUG 1999		Round 1 - Heat 2/4	3	2	<b>53.00 q</b>
8	1732	<b>EGAMNAZAROV U</b>	UZB	21 APR 2000	T11	Semi-Final 2/2	3	4	<b>52.98</b>
		Guide BAKHTIYOROV Sardor		15 AUG 1993		Round 1 - Heat 1/4	5	1	<b>52.90 Q</b>

<b>Legend:</b>						
<b>PB</b>	Personal Best	<b>Pos</b>	Position	<b>Q</b>	Qualified by place	<b>q</b> Qualified by time
<b>SB</b>	Season Best					



## Results

### Résultats

Qualification: First in each heat (Q) and the next 4 fastest (q) advance to the Semifinals.

<b>WORLD RECORD</b>	<b>49.82</b>	<b>MENDES da SILVA Daniel</b>	BRA	Guadalajara (MEX)	18 NOV 2011
<b>PARALYMPIC RECORD</b>	<b>50.03</b>	<b>ARMANDO Jose Sayovo</b>	ANG	Athens (GRE)	25 SEP 2004

#### Heat 1 Start Time: 12:26

Rank	Athlete Bib	Name	NPC Code	Date of Birth	Sport Class	Lane	Reaction Time	Result
1	1732	<b>EGAMNAZAROV Urganchbek</b>	UZB	21 APR 2000	T11	5	0.188	<b>52.90 Q</b>
		Guide BAKHTIYOROV Sardor		15 AUG 1993			0.147	
2	1256	<b>MAKUNDA Gauthier</b>	FRA	15 SEP 1983	T11	3	0.133	<b>53.20 SB</b>
		Guide MATHONAT Lucas		22 DEC 1998			0.136	
3	1511	<b>SHIKONGO Ananias</b>	NAM	21 JUL 1986	T11	1	0.212	<b>53.51</b>
		Guide TJIUIJU Even		2 FEB 1992			0.196	
	1114	<b>MOHAMED Husain</b>	BRN	16 JUN 1995	T11	7	0.163	<b>DQ R19.4</b>
		Guide DJIMEL Abdallah		1 JAN 2003			0.182	

#### Heat 2 Start Time: 12:35

Rank	Athlete Bib	Name	NPC Code	Date of Birth	Sport Class	Lane	Reaction Time	Result
1	1590	<b>ATANGANA Guillaume Junior</b>	RPT	22 JAN 1999	T11	5	0.203	<b>51.95 Q PB</b>
		Guide NYAMJUA Donard Ndim		10 JUN 1992			0.206	
2	1509	<b>KINDA Chris</b>	NAM	9 FEB 1999	T11	3	0.164	<b>53.00 q</b>
		Guide GOAGOSEB Riwaldo		29 AUG 1999			0.182	
3	1097	<b>MENDES da SILVA Daniel</b>	BRA	15 JUN 1979	T11	7	0.150	<b>53.03</b>
		Guide de SOUZA SILVA Wendel		30 NOV 1991			0.191	
	1456	<b>KHAMOQANE Zimesele</b>	LES	30 OCT 2004	T11	1	0.303	YC <b>DQ R19.4</b>
		Guide RALEJOE Komane Petrose		7 FEB 1998				

#### Heat 3 Start Time: 12:44

Rank	Athlete Bib	Name	NPC Code	Date of Birth	Sport Class	Lane	Reaction Time	Result
1	1247	<b>ADOLPHE Timothee</b>	FRA	29 DEC 1989	T11	7	0.162	<b>51.39 Q</b>
		Guide LAMI Jeffrey		11 OCT 1994			0.201	
2	1234	<b>UCEDA NOVAS Eduardo Manuel</b>	ESP	16 JAN 2001	T11	3	0.151	<b>52.79 q</b>
		Guide FOLGADO MUNOZ Diego		11 MAY 2000			0.177	
3	1141	<b>DI Dongdong</b>	CHN	29 DEC 1993	T11	5	0.167	<b>57.70 SB</b>
		Guide LIAN Jiageng		28 JAN 2000			0.152	

#### Heat 4 Start Time: 12:53

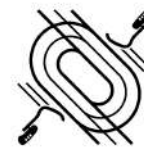
Rank	Athlete Bib	Name	NPC Code	Date of Birth	Sport Class	Lane	Reaction Time	Result
1	1752	<b>SANTOS GONZALEZ EG</b>	VEN	23 JUN 1987	T11	7	0.190	<b>51.51 Q PB</b>
		Guide MAZA CARABALLO Eubrig Jose		6 DEC 1999			0.174	
2	1390	<b>AYADE Mohammed</b>	IRQ	15 JUN 1999	T11	3	0.203	<b>51.98 q PB</b>
		Guide AL-KINANI Ahmed		25 JUN 1995			0.164	
3	1084	<b>de SOUZA GOMES Felipe</b>	BRA	26 APR 1986	T11	5	0.165	<b>52.92 q</b>
		Guide de LIMA SILVA Jonas Alexandre		19 FEB 1987			0.179	

#### Weather conditions at the beginning of the 1st heat

Temperature: 19 °C Humidity: 89 % Conditions: Overcast

**Note:**  
R19.4 - Guide-runner finishing before athlete  
Yellow Card - Athlete KHAMOQANE Zimesele - R19.4 - Guide-runner finishing before athlete.

**Legend:**  
DQ Disqualified PB Personal Best Q Qualified by place  
R WPA Rule SB Season Best YC Yellow Card q Qualified by time



## Results Summary

### Résumé des résultats

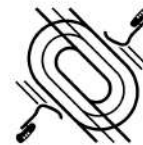
Qualification: First in each heat (Q) and the next 4 fastest (q) advance to the Semifinals.

<b>WORLD RECORD</b>	<b>49.82</b>	<b>MENDES da SILVA Daniel</b>	BRA	Guadalajara (MEX)	18 NOV 2011
<b>PARALYMPIC RECORD</b>	<b>50.03</b>	<b>ARMANDO Jose Sayovo</b>	ANG	Athens (GRE)	25 SEP 2004

Rank	Athlete Bib	Name	NPC Code	Sport Class	Heat	Lane	Pos	Time
1	1247	<b>ADOLPHE Timothee</b> Guide LAMI Jeffrey	FRA	T11	3	7	1	<b>51.39 Q</b>
2	1752	<b>SANTOS GONZALEZ EG</b> Guide MAZA CARABALLO Eubrig Jose	VEN	T11	4	7	1	<b>51.51 Q PB</b>
3	1590	<b>ATANGANA Guillaume Junior</b> Guide NYAMJUA Donard Ndim	RPT	T11	2	5	1	<b>51.95 Q PB</b>
4	1390	<b>AYADE Mohammed</b> Guide AL-KINANI Ahmed	IRQ	T11	4	3	2	<b>51.98 q PB</b>
5	1234	<b>UCEDA NOVAS Eduardo Manuel</b> Guide FOLGADO MUNOZ Diego	ESP	T11	3	3	2	<b>52.79 q</b>
6	1732	<b>EGAMNAZAROV Urganchbek</b> Guide BAKHTIYOROV Sardor	UZB	T11	1	5	1	<b>52.90 Q</b>
7	1084	<b>de SOUZA GOMES Felipe</b> Guide de LIMA SILVA Jonas Alexandre	BRA	T11	4	5	3	<b>52.92 q</b>
8	1509	<b>KINDA Chris</b> Guide GOAGOSEB Riwaldo	NAM	T11	2	3	2	<b>53.00 q</b>
9	1097	<b>MENDES da SILVA Daniel</b> Guide de SOUZA SILVA Wendel	BRA	T11	2	7	3	<b>53.03</b>
10	1256	<b>MAKUNDA Gauthier</b> Guide MATHONAT Lucas	FRA	T11	1	3	2	<b>53.20 SB</b>
11	1511	<b>SHIKONGO Ananias</b> Guide TJIUIJU Even	NAM	T11	1	1	3	<b>53.51</b>
12	1141	<b>DI Dongdong</b> Guide LIAN Jiageng	CHN	T11	3	5	3	<b>57.70 SB</b>
	1456	<b>KHAMOQANE Zimesele</b> Guide RALEJOE Komane Petrose	LES	T11	2	1	YC	<b>DQ R19.4</b>
	1114	<b>MOHAMED Husain</b> Guide DJIMEL Abdallah	BRN	T11	1	7		<b>DQ R19.4</b>

**Note:**  
R19.4 - Guide-runner finishing before athlete  
Yellow Card - Athlete KHAMOQANE Zimesele - R19.4 - Guide-runner finishing before athlete.

Legend:		PB	Pos	Q
DQ	Disqualified	Personal Best	Position	Qualified by place
q	Qualified by time	WPA Rule	Season Best	Yellow Card



## Results

### Résultats

<b>WORLD RECORD</b>	<b>47.47</b>	<b>YILDIRIM Serkan</b>	TUR	Kobe (JPN)	23 MAY 2024
<b>PARALYMPIC RECORD</b>	<b>47.59</b>	<b>HILI Abdeslam</b>	MAR	Tokyo (JPN)	2 SEP 2021

Rank	Athlete Bib	Name	NPC Code	Date of Birth	Sport Class	Lane	Reaction Time	Result
1	1464	BOUJA Mouncef	MAR	6 MAR 1998	T12	8	0.204	48.62
2	1713	MALONE Noah	USA	13 OCT 2001	T12	4	0.195	49.35
3	1656	JEBABLI Rouay	TUN	17 NOV 1997	T12	6	0.148	49.56
4	1668	AKBULUT Oguz	TUR	6 MAY 1992	T12	2	0.174	50.68

#### Weather conditions

Temperature: 15 °C Humidity: 100 % Conditions: Rain



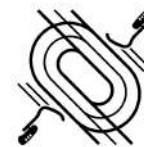
## Results Progression

Progression des résultats

<b>WORLD RECORD</b>	<b>47.47</b>	<b>YILDIRIM Serkan</b>	TUR	Kobe (JPN)	23 MAY 2024
<b>PARALYMPIC RECORD</b>	<b>47.59</b>	<b>HILI Abdeslam</b>	MAR	Tokyo (JPN)	2 SEP 2021

Rank	Athlete Bib	Name	NPC Code	Date of Birth	Sport Class	Phase	Lane	Pos	Time
1	1464	BOUJA Mouncef	MAR	6 MAR 1998	T12	Final	8	1	<b>48.62</b>
						Round 1 - Heat 1/3	7	1	<b>48.98 Q</b>
2	1713	MALONE Noah	USA	13 OCT 2001	T12	Final	4	2	<b>49.35</b>
						Round 1 - Heat 3/3	7	1	<b>48.65 Q SB</b>
3	1656	JEBABLI Rouay	TUN	17 NOV 1997	T12	Final	6	3	<b>49.56</b>
						Round 1 - Heat 2/3	3	1	<b>48.82 Q</b>
4	1668	AKBULUT Oguz	TUR	6 MAY 1992	T12	Final	2	4	<b>50.68</b>
						Round 1 - Heat 2/3	7	2	<b>50.04 q</b>

<b>Legend:</b>	Pos	Position	<b>Q</b>	Qualified by place	<b>q</b>	Qualified by time	<b>SB</b>	Season Best
----------------	-----	----------	----------	--------------------	----------	-------------------	-----------	-------------



## Results

### Résultats

Qualification: First in each heat (Q) and the next 1 fastest (q) advance to the Final.

<b>WORLD RECORD</b>	47.47	YILDIRIM Serkan	TUR	Kobe (JPN)	23 MAY 2024
<b>PARALYMPIC RECORD</b>	47.59	HILI Abdeslam	MAR	Tokyo (JPN)	2 SEP 2021

#### Heat 1 Start Time: 12:44

Rank	Athlete Bib	Name	NPC Code	Date of Birth	Sport Class	Lane	Reaction Time	Result
1	1464	BOUJA Mouncef	MAR	6 MAR 1998	T12	7	0.154	48.98 Q
2	1641	TISUWAN Kissanapong	THA	3 OCT 1999	T12	5	0.181	50.68 SB
3	1756	KATONGO Lassam	ZAM	28 JAN 1987	T12	1	0.147	58.77 SB
4	1171	ACOSTA MANJARRES Y	COL	17 OCT 1997	T12	3	0.171	1:23.66

#### Heat 2 Start Time: 12:52

Rank	Athlete Bib	Name	NPC Code	Date of Birth	Sport Class	Lane	Reaction Time	Result
1	1656	JEBABLI Rouay	TUN	17 NOV 1997	T12	3	0.162	48.82 Q
2	1668	AKBULUT Oguz	TUR	6 MAY 1992	T12	7	0.217	50.04 q
3	1754	PHAM Nguyen Khanh Minh	VIE	11 JAN 1996	T12	5	0.154	51.28 SB

#### Heat 3 Start Time: 13:00

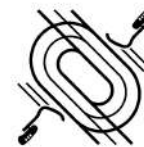
Rank	Athlete Bib	Name	NPC Code	Date of Birth	Sport Class	Lane	Reaction Time	Result
1	1713	MALONE Noah	USA	13 OCT 2001	T12	7	0.244	48.65 Q SB
2	1082	de OLIVEIRA Marcos Vinicius	BRA	6 JUL 1995	T12	3	0.165	50.42
	1470	HILI Abdeslam	MAR	19 DEC 1996	T12	5	F <sup>1</sup>	RC DQ R17.8

#### Weather conditions at the beginning of the 1st heat

Temperature: 19 °C Humidity: 73 % Conditions: Overcast

Note:  
R17.8 - False start

Legend:	
DQ	Disqualified WPA Rule
R	Red Card
Fn	False start
RC	Red Card
Q	Qualified by place
SB	Season Best
q	Qualified by time



## Results Summary

### Résumé des résultats

Qualification: First in each heat (Q) and the next 1 fastest (q) advance to the Final.

<b>WORLD RECORD</b>	<b>47.47</b>	<b>YILDIRIM Serkan</b>	TUR	Kobe (JPN)	23 MAY 2024
<b>PARALYMPIC RECORD</b>	<b>47.59</b>	<b>HILI Abdeslam</b>	MAR	Tokyo (JPN)	2 SEP 2021

Rank	Athlete Bib	Name	NPC Code	Sport Class	Heat	Lane	Pos	Time	
1	1713	MALONE Noah	USA	T12	3	7	1	<b>48.65</b>	Q SB
2	1656	JEBABLI Rouay	TUN	T12	2	3	1	<b>48.82</b>	Q
3	1464	BOUJA Mouncef	MAR	T12	1	7	1	<b>48.98</b>	Q
4	1668	AKBULUT Oguz	TUR	T12	2	7	2	<b>50.04</b>	q
5	1082	de OLIVEIRA Marcos Vinicius	BRA	T12	3	3	2	<b>50.42</b>	
6	1641	TISUWAN Kissanapong	THA	T12	1	5	2	<b>50.68</b>	SB
7	1754	PHAM Nguyen Khanh Minh	VIE	T12	2	5	3	<b>51.28</b>	SB
8	1756	KATONGO Lassam	ZAM	T12	1	1	3	<b>58.77</b>	SB
9	1171	ACOSTA MANJARRES Yamil David	COL	T12	1	3	4	<b>1:23.66</b>	
	1470	HILI Abdeslam	MAR	T12	3	5		RC, -0.026	<b>DQ</b> R17.8

**Note:**  
R17.8 - False start

Legend:		Pos	Position	Q	Qualified by place	q	Qualified by time
DQ	Disqualified	RC	Red Card	SB	Season Best		
R	WPA Rule						





## Results

### Résultats

<b>WORLD RECORD</b>	<b>46.44</b>	<b>ATHMANI Skander Djamil</b>	ALG	Kobe (JPN)	23 MAY 2024
<b>PARALYMPIC RECORD</b>	<b>46.70</b>	<b>ATHMANI Skander Djamil</b>	ALG	Tokyo (JPN)	2 SEP 2021

Rank	Athlete Bib	Name	NPC Code	Date of Birth	Sport Class	Lane	Reaction Time	Result
1	1000	ATHMANI Skander Djamil	ALG	21 JUN 1992	T13	5	0.167	<b>47.43</b>
2	1406	FUKUNAGA Ryota	JPN	28 SEP 1998	T13	6	0.178	<b>48.07</b>
3	1172	BERMUDEZ VILLAR Buinder Brainer	COL	29 JUN 1996	T13	8	0.236	<b>48.83</b> AR
4	1510	NAMBALA Johannes	NAM	15 FEB 1991	T13	7	0.200	<b>48.89</b> SB
5	1067	MASUGE Edwin	BOT	4 MAR 2000	T13	4	0.142	<b>49.38</b> PB
6	1300	MARZILLIER Max	GER	5 SEP 2001	T13	9	0.152	<b>50.49</b>
7	1002	BAKA Abdellatif	ALG	7 MAY 1994	T13	3	0.154	<b>52.25</b>
8	1479	MISOYA Moses	MAW	21 SEP 2004	T13	2	0.346	<b>54.27</b> PB
	1632	DAMMUNEE Jakkarin	THA	20 APR 2000	T13	1		<b>DNS</b>

#### Weather conditions

Temperature: 15 °C Humidity: 100 % Conditions: Rain

<b>Legend:</b>	<b>AR</b> Area Record	<b>DNS</b> Did Not Start	<b>PB</b> Personal Best	<b>SB</b> Season Best
----------------	-----------------------	--------------------------	-------------------------	-----------------------



## Results

### Résultats

<b>WORLD RECORD</b>	<b>46.48</b>	<b>OLIVEIRA CONCEICAO Samuel</b>	BRA	Santiago (CHI)	24 NOV 2023
<b>PARALYMPIC RECORD</b>	<b>47.22</b>	<b>TAVARES MARTINS Daniel</b>	BRA	Rio de Janeiro (BRA)	9 SEP 2016

Rank	Athlete Bib	Name	NPC Code	Date of Birth	Sport Class	Lane	Reaction Time	Result
1	1180	OBANDO ASPRILLA Jhon Sebastian	COL	25 MAR 2001	T20	8	0.208	<b>48.09</b>
2	1232	PINEDA MEJIA David Jose	ESP	18 MAR 1998	T20	6	0.223	<b>48.24</b>
3	1506	PHILIPPE Yovanni	MRI	2 MAY 2002	T20	9	0.241	<b>48.30</b> SB
4	1475	NOR AZMI Muhammad Ammar Aiman	MAS	23 MAY 2002	T20	3	0.186	<b>48.38</b>
5	1099	OLIVEIRA CONCEICAO Samuel	BRA	20 OCT 1999	T20	5	0.189	<b>48.59</b>
6	1751	RODRIGUEZ BOLIVAR Luis Felipe	VEN	25 FEB 1993	T20	2	0.200	<b>48.72</b> SB
7	1107	TAVARES MARTINS Daniel	BRA	12 MAR 1996	T20	7	0.213	<b>48.91</b>
8	1255	KOUAKOU Charles-Antoine	FRA	14 JUL 1998	T20	4	0.162	<b>49.04</b>

#### Weather conditions

Temperature: 20 °C      Humidity: 65 %      Conditions: Overcast

<b>Legend:</b> SB Season Best
----------------------------------



## Results

### Résultats

<b>WORLD RECORD</b>	<b>51.71</b>	<b>TURNER James</b>	AUS	Dubai (UAE)	14 NOV 2019
<b>PARALYMPIC RECORD</b>	<b>52.80</b>	<b>TURNER James</b>	AUS	Tokyo (JPN)	31 AUG 2021

Rank	Athlete Bib	Name	NPC Code	Date of Birth	Sport Class	Lane	Result
1	1045	TURNER James	AUS	22 MAY 1996	T36	7	<b>51.54</b> WR
2	1555	STEDMAN William	NZL	5 DEC 1999	T36	5	<b>52.92</b> PB
3	1020	CHAVEZ Alexis Sebastian	ARG	18 JUL 2002	T36	6	<b>53.60</b> AR
4	1416	MATSUMOTO Takeru	JPN	25 AUG 2001	T36	4	<b>53.63</b> AR
5	1544	SHVETSOV Evgenii	NPA	28 FEB 1988	T36	9	<b>53.67</b> SB
6	1012	THELAIDJIA Fakhr Eddine	ALG	31 OCT 1999	T36	8	<b>53.91</b> AR
7	1742	TURGUNOV Izzat	UZB	7 OCT 1995	T36	3	<b>1:04.31</b> PB

#### Weather conditions

Temperature: 20 °C Humidity: 94 % Conditions: Drizzle

<b>Legend:</b>	<b>AR</b> Area Record	<b>PB</b> Personal Best	<b>SB</b> Season Best	<b>WR</b> World Record
----------------	-----------------------	-------------------------	-----------------------	------------------------



## Results

### Résultats

<b>WORLD RECORD</b>	<b>49.34</b>	<b>VDOVIN Andrei</b>	RPC	Tokyo (JPN)	1 SEP 2021
<b>PARALYMPIC RECORD</b>	<b>49.34</b>	<b>VDOVIN Andrei</b>	RPC	Tokyo (JPN)	1 SEP 2021

Rank	Athlete Bib	Name	NPC Code	Date of Birth	Sport Class	Lane	Result
1	1548	VDOVIN Andrei	NPA	26 FEB 1994	T37	9	<b>50.27</b> SB
2	1079	da SILVA CHAVES Bartolomeu	BRA	20 MAR 2001	T37	6	<b>50.39</b> PB
3	1662	TISSAOUI Amen Allah	TUN	9 NOV 2004	T37	8	<b>50.50</b> AR
4	1687	RAISKYI Mykola	UKR	23 DEC 2006	T37	7	<b>51.79</b> PB
5	1567	KOTKOWSKI Michal	POL	8 DEC 1998	T37	2	<b>51.83</b> SB
6	1684	OKAPINSKYI Yaroslav	UKR	6 JUL 1999	T37	5	<b>51.99</b> PB
7	1183	SUAREZ CARDONA Yeferson	COL	16 FEB 2002	T37	3	<b>52.49</b>
8	1525	FEOKTISTOV Anton	NPA	19 OCT 2001	T37	4	<b>52.54</b>

#### Weather conditions

Temperature: 18 °C      Humidity: 76 %      Conditions: Few clouds

<b>Legend:</b>	<b>AR</b> Area Record	<b>PB</b> Personal Best	<b>SB</b> Season Best
----------------	-----------------------	-------------------------	-----------------------



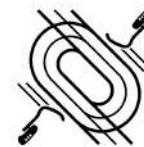
## Results Progression

Progression des résultats

<b>WORLD RECORD</b>	<b>49.34</b>	<b>VDOVIN Andrei</b>	RPC	Tokyo (JPN)	1 SEP 2021
<b>PARALYMPIC RECORD</b>	<b>49.34</b>	<b>VDOVIN Andrei</b>	RPC	Tokyo (JPN)	1 SEP 2021

Rank	Athlete Bib	Name	NPC Code	Date of Birth	Sport Class	Phase	Lane	Pos	Time	
1	1548	VDOVIN Andrei	NPA	26 FEB 1994	T37	Final Round 1 - Heat 2/2	9 5	1 3	<b>50.27</b> <b>52.15</b>	SB Q
2	1079	da SILVA CHAVES B	BRA	20 MAR 2001	T37	Final Round 1 - Heat 1/2	6 7	2 1	<b>50.39</b> <b>52.34</b>	PB Q
3	1662	TISSAOUI Amen Allah	TUN	9 NOV 2004	T37	Final Round 1 - Heat 2/2	8 8	3 1	<b>50.50</b> <b>51.59</b>	AR Q
4	1687	RAISKYI Mykola	UKR	23 DEC 2006	T37	Final Round 1 - Heat 1/2	7 4	4 2	<b>51.79</b> <b>52.53</b>	PB Q PB
5	1567	KOTKOWSKI Michal	POL	8 DEC 1998	T37	Final Round 1 - Heat 2/2	2 4	5 4	<b>51.83</b> <b>52.45</b>	SB q
6	1684	OKAPINSKYI Yaroslav	UKR	6 JUL 1999	T37	Final Round 1 - Heat 2/2	5 6	6 2	<b>51.99</b> <b>52.04</b>	PB Q PB
7	1183	SUAREZ CARDONA Y	COL	16 FEB 2002	T37	Final Round 1 - Heat 1/2	3 5	7 4	<b>52.49</b> <b>52.73</b>	 q
8	1525	FEOKTISTOV Anton	NPA	19 OCT 2001	T37	Final Round 1 - Heat 1/2	4 6	8 3	<b>52.54</b> <b>52.56</b>	 Q

<b>Legend:</b>	<b>AR</b> Area Record	<b>PB</b> Personal Best	<b>Pos</b> Position	<b>Q</b> Qualified by place
	<b>q</b> Qualified by time	<b>SB</b> Season Best		



## Results

### Résultats

Qualification: First 3 in each heat (Q) and the next 2 fastest (q) advance to the Final.

<b>WORLD RECORD</b>	<b>49.34</b>	<b>VDOVIN Andrei</b>	RPC	Tokyo (JPN)	1 SEP 2021
<b>PARALYMPIC RECORD</b>	<b>49.34</b>	<b>VDOVIN Andrei</b>	RPC	Tokyo (JPN)	1 SEP 2021

#### Heat 1 Start Time: 11:23

Rank	Athlete Bib	Name	NPC Code	Date of Birth	Sport Class	Lane	Result
1	1079	da SILVA CHAVES Bartolomeu	BRA	20 MAR 2001	T37	7	52.34 Q
2	1687	RAISKYI Mykola	UKR	23 DEC 2006	T37	4	52.53 Q PB
3	1525	FEOKTISTOV Anton	NPA	19 OCT 2001	T37	6	52.56 Q
4	1183	SUAREZ CARDONA Yeferson	COL	16 FEB 2002	T37	5	52.73 q
5	1006	HAMDI Sofiane	ALG	22 AUG 1989	T37	8	53.46 SB

#### Heat 2 Start Time: 11:30

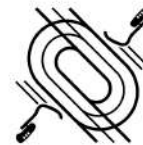
Rank	Athlete Bib	Name	NPC Code	Date of Birth	Sport Class	Lane	Result
1	1662	TISSAOUI Amen Allah	TUN	9 NOV 2004	T37	8	51.59 Q
2	1684	OKAPINSKYI Yaroslav	UKR	6 JUL 1999	T37	6	52.04 Q PB
3	1548	VDOVIN Andrei	NPA	26 FEB 1994	T37	5	52.15 Q
4	1567	KOTKOWSKI Michal	POL	8 DEC 1998	T37	4	52.45 q
	1508	KARULI Petrus	NAM	21 OCT 1994	T37	7	DQ R18.2(c)

#### Weather conditions at the beginning of the 1st heat

Temperature: 20 °C Humidity: 94 % Conditions: Drizzle

**Note:**  
R18.2(c) - Lane infringement (races run in lanes or part of race run in lanes) - running/wheeling out of lanes

**Legend:**  
DQ Disqualified PB Personal Best Q Qualified by place q Qualified by time  
R WPA Rule SB Season Best



## Results Summary

### Résumé des résultats

Qualification: First 3 in each heat (Q) and the next 2 fastest (q) advance to the Final.

<b>WORLD RECORD</b>	<b>49.34</b>	<b>VDOVIN Andrei</b>	RPC	Tokyo (JPN)	1 SEP 2021
<b>PARALYMPIC RECORD</b>	<b>49.34</b>	<b>VDOVIN Andrei</b>	RPC	Tokyo (JPN)	1 SEP 2021

Rank	Athlete Bib	Name	NPC Code	Sport Class	Heat	Lane	Pos	Time
1	1662	TISSAOUI Amen Allah	TUN	T37	2	8	1	<b>51.59</b> Q
2	1684	OKAPINSKYI Yaroslav	UKR	T37	2	6	2	<b>52.04</b> Q PB
3	1548	VDOVIN Andrei	NPA	T37	2	5	3	<b>52.15</b> Q
4	1079	da SILVA CHAVES Bartolomeu	BRA	T37	1	7	1	<b>52.34</b> Q
5	1567	KOTKOWSKI Michal	POL	T37	2	4	4	<b>52.45</b> q
6	1687	RAISKYI Mykola	UKR	T37	1	4	2	<b>52.53</b> Q PB
7	1525	FEOKTISTOV Anton	NPA	T37	1	6	3	<b>52.56</b> Q
8	1183	SUAREZ CARDONA Yeferson	COL	T37	1	5	4	<b>52.73</b> q
9	1006	HAMDI Sofiane	ALG	T37	1	8	5	<b>53.46</b> SB
	1508	KARULI Petrus	NAM	T37	2	7		<b>DQ</b> R18.2(c)

**Note:**  
R18.2(c) - Lane infringement (races run in lanes or part of race run in lanes) - running/wheeling out of lanes

<b>Legend:</b>	<b>DQ</b> Disqualified	<b>PB</b> Personal Best	<b>Pos</b> Position	<b>Q</b> Qualified by place
	<b>q</b> Qualified by time	<b>R</b> WPA Rule	<b>SB</b> Season Best	



## Results

### Résultats

#### T38 Records

<b>WORLD RECORD</b>	<b>48.49</b>	<b>BLACKWELL Jaydin</b>	USA	Paris (FRA)	13 JUL 2023
<b>PARALYMPIC RECORD</b>	<b>49.46</b>	<b>BUIS Dyan</b>	RSA	Rio de Janeiro (BRA)	17 SEP 2016

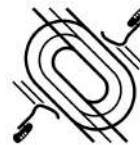
Rank	Athlete Bib	Name	NPC Code	Date of Birth	Sport Class	Lane	Result
1	1699	<b>BLACKWELL Jaydin</b>	USA	16 MAR 2004	T38	6	<b>48.49</b> =WR
2	1715	<b>MEDRANO Ryan</b>	USA	26 AUG 1997	T38	5	<b>49.74</b> PB
3	1173	<b>CAMPAS SANCHEZ Juan Alejandro</b>	COL	4 MAR 1993	T38	4	<b>49.92</b> PB
4	1389	<b>AL-RIKABI Ali</b>	IRQ	23 APR 1993	T38	8	<b>50.34</b> PB
5	1120	<b>GINGRAS Zachary</b>	CAN	30 JUL 2001	T38	7	<b>50.63</b> SB
6	1485	<b>CHESSANI GARCIA Jose Rodolfo</b>	MEX	23 NOV 1998	T38	9	<b>51.41</b>
7	1647	<b>FREITAS Teofilo</b>	TLS	5 MAY 1993	T38	3	<b>55.18</b> SB
8	1512	<b>CASTILLO Carlos Alberto</b>	NCA	9 MAY 1994	T38	2	<b>59.28</b> SB

#### Weather conditions

Temperature: 21 °C Humidity: 58 % Conditions: Partly cloudy

<b>Legend:</b>	<b>=WR</b> Equal World Record	<b>PB</b> Personal Best	<b>SB</b> Season Best
----------------	-------------------------------	-------------------------	-----------------------





## Results

### Résultats

#### T46/47 Records

<b>WORLD RECORD</b>	<b>46.67</b>	<b>EL HADDAOUI Aymane</b>	MAR	Paris (FRA)	14 JUN 2024
<b>PARALYMPIC RECORD</b>	<b>46.98</b>	<b>SADNI Ayoub</b>	MAR	Paris (FRA)	6 SEP 2024

Rank	Athlete Bib	Name	NPC Code	Date of Birth	Sport Class	Lane	Result	
1	1467	EL HADDAOUI Aymane	MAR	13 JUN 2000	T47	8	<b>46.65</b>	WR
2	1472	SADNI Ayoub	MAR	23 APR 1999	T47	6	<b>47.16</b>	
3	1081	de MORAES Thomaz Ruan	BRA	7 AUG 2001	T47	5	<b>47.97</b>	SB
4	1174	LARA RODALLEGA Luis Fernando	COL	18 JAN 2000	T46	4	<b>48.68</b>	PB
5	1735	MURODULLOEV Marufjon	UZB	5 MAY 1996	T46	3	<b>48.89</b>	PB
6	1215	VASQUEZ SEGURA Luis Andres	DOM	16 JUL 2001	T47	2	<b>49.07</b>	PB
7	1595	MAHLELELA Collen	RSA	20 DEC 1996	T47	7	<b>49.95</b>	
8	1338	GAVIT Dilip Mahadu	IND	21 APR 2003	T46	9	<b>49.99</b>	

#### Weather conditions

Temperature: 20 °C Humidity: 83 % Conditions: Overcast

<b>Legend:</b>	<b>PB</b> Personal Best	<b>SB</b> Season Best	<b>WR</b> World Record
----------------	-------------------------	-----------------------	------------------------



## Results Progression

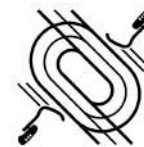
Progression des résultats

### T46/47 Records

<b>WORLD RECORD</b>	<b>46.67</b>	<b>EL HADDAOUI Aymane</b>	MAR	Paris (FRA)	14 JUN 2024
<b>PARALYMPIC RECORD</b>	<b>46.98</b>	<b>SADNI Ayoub</b>	MAR	Paris (FRA)	6 SEP 2024

Rank	Athlete Bib	Name	NPC Code	Date of Birth	Sport Class	Phase	Lane	Pos	Time	
1	1467	EL HADDAOUI Aymane	MAR	13 JUN 2000	T47	Final Round 1 - Heat 1/2	8 8	1 1	<b>46.65</b> <b>47.15</b>	WR Q PR
2	1472	SADNI Ayoub	MAR	23 APR 1999	T47	Final Round 1 - Heat 2/2	6 7	2 1	<b>47.16</b> <b>46.98</b>	Q PR,SB
3	1081	de MORAES Thomaz Ruan	BRA	7 AUG 2001	T47	Final Round 1 - Heat 2/2	5 9	3 2	<b>47.97</b> <b>48.68</b>	SB Q
4	1174	LARA RODALLEGA LF	COL	18 JAN 2000	T46	Final Round 1 - Heat 2/2	4 8	4 3	<b>48.68</b> <b>48.96</b>	PB Q PB
5	1735	MURODULLOEV Marufjon	UZB	5 MAY 1996	T46	Final Round 1 - Heat 2/2	3 5	5 4	<b>48.89</b> <b>49.19</b>	PB q
6	1215	VASQUEZ SEGURA LA	DOM	16 JUL 2001	T47	Final Round 1 - Heat 2/2	2 2	6 5	<b>49.07</b> <b>49.55</b>	PB q
7	1595	MAHLELELA Collen	RSA	20 DEC 1996	T47	Final Round 1 - Heat 1/2	7 7	7 2	<b>49.95</b> <b>48.65</b>	Q PB
8	1338	GAVIT Dilip Mahadu	IND	21 APR 2003	T46	Final Round 1 - Heat 1/2	9 4	8 3	<b>49.99</b> <b>49.54</b>	Q SB

<b>Legend:</b>	<b>PB</b> Personal Best	<b>Pos</b> Position	<b>PR</b> Paralympic Record	<b>Q</b> Qualified by place
	<b>q</b> Qualified by time	<b>SB</b> Season Best	<b>WR</b> World Record	



## Results

### Résultats

Qualification: First 3 in each heat (Q) and the next 2 fastest (q) advance to the Final.

#### T45 Records

<b>WORLD RECORD</b>	<b>49.21</b>	<b>NASCIMENTO Yohansson</b>	BRA	London (GBR)	4 SEP 2012
<b>PARALYMPIC RECORD</b>	<b>49.21</b>	<b>NASCIMENTO Yohansson</b>	BRA	London (GBR)	4 SEP 2012

#### T46/47 Records

<b>WORLD RECORD</b>	<b>46.67</b>	<b>EL HADDAOUI Aymane</b>	MAR	Paris (FRA)	14 JUN 2024
<b>PARALYMPIC RECORD</b>	<b>47.38</b>	<b>SADNI Ayoub</b>	MAR	Tokyo (JPN)	4 SEP 2021

#### Heat 1

Start Time: 11:20

Rank	Athlete Bib	Name	NPC Code	Date of Birth	Sport Class	Lane	Result
1	1467	EL HADDAOUI Aymane	MAR	13 JUN 2000	T47	8	<b>47.15</b> Q PR
2	1595	MAHLELELA Collen	RSA	20 DEC 1996	T47	7	<b>48.65</b> Q PB
3	1338	GAVIT Dilip Mahadu	IND	21 APR 2003	T46	4	<b>49.54</b> Q SB
4	1750	LOPEZ MORALES Luis Daniel	VEN	3 SEP 2001	T47	5	<b>49.67</b>
5	1395	BAGAINI Riccardo	ITA	12 OCT 2000	T47	6	<b>49.97</b>
6	1721	SAMPLE Rayven	USA	10 JUL 2002	T45	3	<b>50.33</b>
7	1083	de SOUSA LIMA Lucas	BRA	19 OCT 1995	T46	9	<b>50.68</b>

#### Heat 2

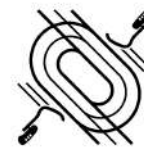
Start Time: 11:27

Rank	Athlete Bib	Name	NPC Code	Date of Birth	Sport Class	Lane	Result
1	1472	SADNI Ayoub	MAR	23 APR 1999	T47	7	<b>46.98</b> Q PR,SB
2	1081	de MORAES Thomaz Ruan	BRA	7 AUG 2001	T47	9	<b>48.68</b> Q
3	1174	LARA RODALLEGA Luis Fernando	COL	18 JAN 2000	T46	8	<b>48.96</b> Q PB
4	1735	MURODULLOEV Marufjon	UZB	5 MAY 1996	T46	5	<b>49.19</b> q
5	1215	VASQUEZ SEGURA Luis Andres	DOM	16 JUL 2001	T47	2	<b>49.55</b> q
6	1088	FERREIRA dos SANTOS Petrucio	BRA	18 NOV 1996	T47	6	<b>50.27</b>
7	1018	BEMBUA Sabino Tchipessi	ANG	12 DEC 1999	T47	3	<b>53.30</b> PB
8	1620	ANJOS Alex	STP	12 NOV 1990	T47	4	<b>56.17</b> SB

#### Weather conditions at the beginning of the 1st heat

Temperature: 17 °C Humidity: 84 % Conditions: Partly cloudy

<b>Legend:</b>	<b>PB</b> Personal Best	<b>PR</b> Paralympic Record	<b>Q</b> Qualified by place	<b>q</b> Qualified by time
	<b>SB</b> Season Best			



## Results Summary

### Résumé des résultats

Qualification: First 3 in each heat (Q) and the next 2 fastest (q) advance to the Final.

#### T45 Records

<b>WORLD RECORD</b>	<b>49.21</b>	<b>NASCIMENTO Yohansson</b>	BRA	London (GBR)	4 SEP 2012
<b>PARALYMPIC RECORD</b>	<b>49.21</b>	<b>NASCIMENTO Yohansson</b>	BRA	London (GBR)	4 SEP 2012

#### T46/47 Records

<b>WORLD RECORD</b>	<b>46.67</b>	<b>EL HADDAOUI Aymane</b>	MAR	Paris (FRA)	14 JUN 2024
<b>PARALYMPIC RECORD</b>	<b>47.38</b>	<b>SADNI Ayoub</b>	MAR	Tokyo (JPN)	4 SEP 2021

Rank	Athlete Bib	Name	NPC Code	Sport Class	Heat	Lane	Pos	Time	
1	1472	SADNI Ayoub	MAR	T47	2	7	1	<b>46.98</b>	Q PR,SB
2	1467	EL HADDAOUI Aymane	MAR	T47	1	8	1	<b>47.15</b>	Q PR
3	1595	MAHLELELA Collen	RSA	T47	1	7	2	<b>48.65</b>	Q PB
4	1081	de MORAES Thomaz Ruan	BRA	T47	2	9	2	<b>48.68</b>	Q
5	1174	LARA RODALLEGA Luis Fernando	COL	T46	2	8	3	<b>48.96</b>	Q PB
6	1735	MURODULLOEV Marufjon	UZB	T46	2	5	4	<b>49.19</b>	q
7	1338	GAVIT Dilip Mahadu	IND	T46	1	4	3	<b>49.54</b>	Q SB
8	1215	VASQUEZ SEGURA Luis Andres	DOM	T47	2	2	5	<b>49.55</b>	q
9	1750	LOPEZ MORALES Luis Daniel	VEN	T47	1	5	4	<b>49.67</b>	
10	1395	BAGAINI Riccardo	ITA	T47	1	6	5	<b>49.97</b>	
11	1088	FERREIRA dos SANTOS Petrucio	BRA	T47	2	6	6	<b>50.27</b>	
12	1721	SAMPLE Rayven	USA	T45	1	3	6	<b>50.33</b>	
13	1083	de SOUSA LIMA Lucas	BRA	T46	1	9	7	<b>50.68</b>	
14	1018	BEMBUA Sabino Tchipessi	ANG	T47	2	3	7	<b>53.30</b>	PB
15	1620	ANJOS Alex	STP	T47	2	4	8	<b>56.17</b>	SB

<b>Legend:</b>	<b>PB</b> Personal Best	<b>Pos</b> Position	<b>PR</b> Paralympic Record	<b>Q</b> Qualified by place
	<b>q</b> Qualified by time	<b>SB</b> Season Best		



## Results

Résultats

### T52 Records

<b>WORLD RECORD</b>	<b>52.00</b>	<b>CARABIN Maxime</b>	BEL	Sharjah (UAE)	6 FEB 2024
<b>PARALYMPIC RECORD</b>	<b>54.48</b>	<b>CARABIN Maxime</b>	BEL	Paris (FRA)	30 AUG 2024

Rank	Athlete Bib	Name	NPC Code	Date of Birth	Sport Class	Lane	Result
1	1058	CARABIN Maxime	BEL	18 SEP 2000	T52	5	<b>55.10</b>
2	1418	SATO Tomoki	JPN	8 SEP 1989	T52	6	<b>56.26</b>
3	1412	ITO Tomoya	JPN	16 AUG 1963	T52	7	<b>1:01.08</b>
4	1491	PEREZ JUAREZ Leonardo de Jesus	MEX	10 FEB 1993	T52	9	<b>1:03.43</b>
5	1621	BLUM Fabian	SUI	7 MAR 1995	T52	8	<b>1:03.71</b>
6	1118	BOUCHARD Anthony	CAN	4 NOV 1992	T52	2	<b>1:04.09</b>
7	1488	HERNANDEZ MONDRAGON Salvador	MEX	31 DEC 1963	T52	4	<b>1:04.32</b>
8	1560	MANGLIWAN Jerrold Pete	PHI	17 OCT 1979	T52	3	<b>1:04.55</b>

### Weather conditions

Temperature: 18 °C Humidity: 97 % Conditions: Heavy rain



## Results Progression

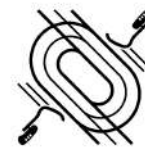
Progression des résultats

### T52 Records

<b>WORLD RECORD</b>	<b>52.00</b>	<b>CARABIN Maxime</b>	BEL	Sharjah (UAE)	6 FEB 2024
<b>PARALYMPIC RECORD</b>	<b>54.48</b>	<b>CARABIN Maxime</b>	BEL	Paris (FRA)	30 AUG 2024

Rank	Athlete Bib	Name	NPC Code	Date of Birth	Sport Class	Phase	Lane	Pos	Time
1	1058	CARABIN Maxime	BEL	18 SEP 2000	T52	Final Round 1 - Heat 1/2	5 3	1 1	<b>55.10</b> <b>54.48 Q PR</b>
2	1418	SATO Tomoki	JPN	8 SEP 1989	T52	Final Round 1 - Heat 2/2	6 3	2 1	<b>56.26</b> <b>58.04 Q</b>
3	1412	ITO Tomoya	JPN	16 AUG 1963	T52	Final Round 1 - Heat 2/2	7 7	3 2	<b>1:01.08</b> <b>1:00.42 Q</b>
4	1491	PEREZ JUAREZ LDJ	MEX	10 FEB 1993	T52	Final Round 1 - Heat 2/2	9 4	4 3	<b>1:03.43</b> <b>1:03.14 Q</b>
5	1621	BLUM Fabian	SUI	7 MAR 1995	T52	Final Round 1 - Heat 1/2	8 5	5 2	<b>1:03.71</b> <b>1:04.08 Q</b>
6	1118	BOUCHARD Anthony	CAN	4 NOV 1992	T52	Final Round 1 - Heat 2/2	2 5	6 4	<b>1:04.09</b> <b>1:05.98 q</b>
7	1488	HERNANDEZ MONDRAG.	MEX	31 DEC 1963	T52	Final Round 1 - Heat 1/2	4 4	7 3	<b>1:04.32</b> <b>1:05.71 Q</b>
8	1560	MANGLIWAN Jerrold Pete	PHI	17 OCT 1979	T52	Final Round 1 - Heat 1/2	3 6	8 4	<b>1:04.55</b> <b>1:05.79 q</b>

<b>Legend:</b>	Pos	Position	PR	Paralympic Record	Q	Qualified by place	q	Qualified by time
----------------	-----	----------	----	-------------------	---	--------------------	---	-------------------



## Results

### Résultats

Qualification: First 3 in each heat (Q) and the next 2 fastest (q) advance to the Final.

#### T52 Records

<b>WORLD RECORD</b>	<b>52.00</b>	<b>CARABIN Maxime</b>	BEL	Sharjah (UAE)	6 FEB 2024
<b>PARALYMPIC RECORD</b>	<b>55.39</b>	<b>SATO Tomoki</b>	JPN	Tokyo (JPN)	27 AUG 2021

#### Heat 1 Start Time: 10:58

Rank	Athlete Bib	Name	NPC Code	Date of Birth	Sport Class	Lane	Result
1	1058	CARABIN Maxime	BEL	18 SEP 2000	T52	3	54.48 Q PR
2	1621	BLUM Fabian	SUI	7 MAR 1995	T52	5	1:04.08 Q
3	1488	HERNANDEZ MONDRAG.	MEX	31 DEC 1963	T52	4	1:05.71 Q
4	1560	MANGLIWAN Jerrold Pete	PHI	17 OCT 1979	T52	6	1:05.79 q
5	1411	ITO Tatsuya	JPN	25 FEB 1986	T52	7	1:09.55

#### Heat 2 Start Time: 11:05

Rank	Athlete Bib	Name	NPC Code	Date of Birth	Sport Class	Lane	Result
1	1418	SATO Tomoki	JPN	8 SEP 1989	T52	3	58.04 Q
2	1412	ITO Tomoya	JPN	16 AUG 1963	T52	7	1:00.42 Q
3	1491	PEREZ JUAREZ Leonardo de Jesus	MEX	10 FEB 1993	T52	4	1:03.14 Q
4	1118	BOUCHARD Anthony	CAN	4 NOV 1992	T52	5	1:05.98 q
5	1622	BOESCH Beat	SUI	27 NOV 1971	T52	6	1:06.65
6	1041	McINTOSH Sam	AUS	13 JUL 1990	T52	8	1:10.33

#### Weather conditions at the beginning of the 1st heat

Temperature: 18 °C Humidity: 78 % Conditions: Light rain

<b>Legend:</b>	PR Paralympic Record	Q Qualified by place	q Qualified by time
----------------	----------------------	----------------------	---------------------



## Results Summary

### Résumé des résultats

Qualification: First 3 in each heat (Q) and the next 2 fastest (q) advance to the Final.

#### T52 Records

<b>WORLD RECORD</b>	<b>52.00</b>	<b>CARABIN Maxime</b>	BEL	Sharjah (UAE)	6 FEB 2024
<b>PARALYMPIC RECORD</b>	<b>55.39</b>	<b>SATO Tomoki</b>	JPN	Tokyo (JPN)	27 AUG 2021

Rank	Athlete Bib	Name	NPC Code	Sport Class	Heat	Lane	Pos	Time	
1	1058	CARABIN Maxime	BEL	T52	1	3	1	54.48	Q PR
2	1418	SATO Tomoki	JPN	T52	2	3	1	58.04	Q
3	1412	ITO Tomoya	JPN	T52	2	7	2	1:00.42	Q
4	1491	PEREZ JUAREZ Leonardo de Jesus	MEX	T52	2	4	3	1:03.14	Q
5	1621	BLUM Fabian	SUI	T52	1	5	2	1:04.08	Q
6	1488	HERNANDEZ MONDRAGON Salvador	MEX	T52	1	4	3	1:05.71	Q
7	1560	MANGLIWAN Jerrold Pete	PHI	T52	1	6	4	1:05.79	q
8	1118	BOUCHARD Anthony	CAN	T52	2	5	4	1:05.98	q
9	1622	BOESCH Beat	SUI	T52	2	6	5	1:06.65	
10	1411	ITO Tatsuya	JPN	T52	1	7	5	1:09.55	
11	1041	McINTOSH Sam	AUS	T52	2	8	6	1:10.33	

<b>Legend:</b>	Pos	Position	PR	Paralympic Record	Q	Qualified by place	q	Qualified by time
----------------	-----	----------	----	-------------------	---	--------------------	---	-------------------





## Results

Résultats

<b>WORLD RECORD</b>	<b>46.11</b>	<b>PAEYO Pongsakorn</b>	THA	Paris (FRA)	11 JUL 2023
<b>PARALYMPIC RECORD</b>	<b>46.61</b>	<b>PAEYO Pongsakorn</b>	THA	Tokyo (JPN)	29 AUG 2021

Rank	Athlete Bib	Name	NPC Code	Date of Birth	Sport Class	Lane	Result
1	1638	PAEYO Pongsakorn	THA	1 DEC 1996	T53	5	<b>46.77</b>
2	1121	LAKATOS Brent	CAN	1 JUN 1980	T53	8	<b>47.24</b> SB
3	1722	SIEMANN Brian	USA	7 OCT 1989	T53	6	<b>47.84</b> PB
4	1636	KRUNGGET Pichet	THA	16 MAR 1975	T53	7	<b>48.62</b>
5	1443	ALQURASHI Abdulrahman	KSA	25 DEC 1997	T53	4	<b>49.38</b>
6	1252	FAIRBANK Pierre	FRA	27 JUL 1971	T53	3	<b>50.37</b>
7	1631	ARSAE Masaberee	THA	11 OCT 1998	T53	9	<b>50.45</b>
8	1087	FERNANDES da SILVA Ariosvaldo	BRA	23 DEC 1976	T53	2	<b>52.42</b>

### Weather conditions

Temperature: 26 °C Humidity: 54 % Conditions: Partly cloudy

<b>Legend:</b>	<b>PB</b> Personal Best	<b>SB</b> Season Best
----------------	-------------------------	-----------------------



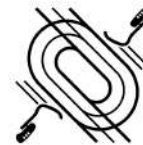
## Results Progression

Progression des résultats

<b>WORLD RECORD</b>	<b>46.11</b>	<b>PAEYO Pongsakorn</b>	THA	Paris (FRA)	11 JUL 2023
<b>PARALYMPIC RECORD</b>	<b>46.61</b>	<b>PAEYO Pongsakorn</b>	THA	Tokyo (JPN)	29 AUG 2021

Rank	Athlete Bib	Name	NPC Code	Date of Birth	Sport Class	Phase	Lane	Pos	Time
1	1638	PAEYO Pongsakorn	THA	1 DEC 1996	T53	Final Round 1 - Heat 1/2	5 7	1 1	<b>46.77</b> <b>46.67</b> Q SB
2	1121	LAKATOS Brent	CAN	1 JUN 1980	T53	Final Round 1 - Heat 2/2	8 4	2 1	<b>47.24</b> SB <b>49.04</b> Q SB
3	1722	SIEMANN Brian	USA	7 OCT 1989	T53	Final Round 1 - Heat 2/2	6 3	3 2	<b>47.84</b> PB <b>49.16</b> Q
4	1636	KRUNGGET Pichet	THA	16 MAR 1975	T53	Final Round 1 - Heat 1/2	7 3	4 2	<b>48.62</b> <b>48.90</b> Q
5	1443	ALQURASHI Abdulrahman	KSA	25 DEC 1997	T53	Final Round 1 - Heat 1/2	4 4	5 3	<b>49.38</b> <b>48.96</b> Q PB
6	1252	FAIRBANK Pierre	FRA	27 JUL 1971	T53	Final Round 1 - Heat 1/2	3 6	6 4	<b>50.37</b> <b>49.10</b> q SB
7	1631	ARSAE Masaberee	THA	11 OCT 1998	T53	Final Round 1 - Heat 2/2	9 5	7 3	<b>50.45</b> <b>51.03</b> Q
8	1087	FERNANDES da SILVA	BRA	23 DEC 1976	T53	Final Round 1 - Heat 1/2	2 5	8 5	<b>52.42</b> <b>51.35</b> q SB

<b>Legend:</b>							
<b>PB</b>	Personal Best	<b>Pos</b>	Position	<b>Q</b>	Qualified by place	<b>q</b>	Qualified by time
<b>SB</b>	Season Best						



## Results

### Résultats

Qualification: First 3 in each heat (Q) and the next 2 fastest (q) advance to the Final.

<b>WORLD RECORD</b>	<b>46.11</b>	<b>PAEYO Pongsakorn</b>	THA	Paris (FRA)	11 JUL 2023
<b>PARALYMPIC RECORD</b>	<b>46.61</b>	<b>PAEYO Pongsakorn</b>	THA	Tokyo (JPN)	29 AUG 2021

#### Heat 1 Start Time: 12:50

Rank	Athlete Bib	Name	NPC Code	Date of Birth	Sport Class	Lane	Result
1	1638	PAEYO Pongsakorn	THA	1 DEC 1996	T53	7	<b>46.67</b> Q SB
2	1636	KRUNGGET Pichet	THA	16 MAR 1975	T53	3	<b>48.90</b> Q
3	1443	ALQURASHI Abdulrahman	KSA	25 DEC 1997	T53	4	<b>48.96</b> Q PB
4	1252	FAIRBANK Pierre	FRA	27 JUL 1971	T53	6	<b>49.10</b> q SB
5	1087	FERNANDES da SILVA Ariosvaldo	BRA	23 DEC 1976	T53	5	<b>51.35</b> q SB

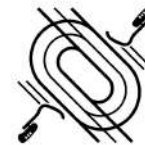
#### Heat 2 Start Time: 12:57

Rank	Athlete Bib	Name	NPC Code	Date of Birth	Sport Class	Lane	Result
1	1121	LAKATOS Brent	CAN	1 JUN 1980	T53	4	<b>49.04</b> Q SB
2	1722	SIEMANN Brian	USA	7 OCT 1989	T53	3	<b>49.16</b> Q
3	1631	ARSAE Masaberee	THA	11 OCT 1998	T53	5	<b>51.03</b> Q
4	1440	YOO Byunghoon	KOR	30 JUN 1972	T53	7	<b>51.38</b>
5	1657	KHELIFI Mohamed Nidhal	TUN	12 AUG 1996	T53	6	<b>52.01</b>

#### Weather conditions at the beginning of the 1st heat

Temperature: 27 °C Humidity: 70 % Conditions: Sunny

<b>Legend:</b>	<b>PB</b> Personal Best	<b>Q</b> Qualified by place	<b>q</b> Qualified by time	<b>SB</b> Season Best
----------------	-------------------------	-----------------------------	----------------------------	-----------------------



## Results Summary

### Résumé des résultats

Qualification: First 3 in each heat (Q) and the next 2 fastest (q) advance to the Final.

<b>WORLD RECORD</b>	<b>46.11</b>	<b>PAEYO Pongsakorn</b>	THA	Paris (FRA)	11 JUL 2023
<b>PARALYMPIC RECORD</b>	<b>46.61</b>	<b>PAEYO Pongsakorn</b>	THA	Tokyo (JPN)	29 AUG 2021

Rank	Athlete Bib	Name	NPC Code	Sport Class	Heat	Lane	Pos	Time		
1	1638	PAEYO Pongsakorn	THA	T53	1	7	1	<b>46.67</b>	Q	SB
2	1636	KRUNGGET Pichet	THA	T53	1	3	2	<b>48.90</b>	Q	
3	1443	ALQURASHI Abdulrahman	KSA	T53	1	4	3	<b>48.96</b>	Q	PB
4	1121	LAKATOS Brent	CAN	T53	2	4	1	<b>49.04</b>	Q	SB
5	1252	FAIRBANK Pierre	FRA	T53	1	6	4	<b>49.10</b>	q	SB
6	1722	SIEMANN Brian	USA	T53	2	3	2	<b>49.16</b>	Q	
7	1631	ARSAE Masaberee	THA	T53	2	5	3	<b>51.03</b>	Q	
8	1087	FERNANDES da SILVA Ariosvaldo	BRA	T53	1	5	5	<b>51.35</b>	q	SB
9	1440	YOO Byunghoon	KOR	T53	2	7	4	<b>51.38</b>		
10	1657	KHELIFI Mohamed Nidhal	TUN	T53	2	6	5	<b>52.01</b>		

<b>Legend:</b>							
<b>PB</b>	Personal Best	<b>Pos</b>	Position	<b>Q</b>	Qualified by place	<b>q</b>	Qualified by time
<b>SB</b>	Season Best						



## Results

### Résultats

<b>WORLD RECORD</b>	<b>43.46</b>	<b>GHARBI Yassine</b>	TUN	Sharjah (UAE)	19 MAR 2018
<b>PARALYMPIC RECORD</b>	<b>44.87</b>	<b>PAENG-NUEA Athiwat</b>	THA	Tokyo (JPN)	29 AUG 2021

Rank	Athlete Bib	Name	NPC Code	Date of Birth	Sport Class	Lane	Result
1	1139	DAI Yunqiang	CHN	20 JUL 1990	T54	7	<b>44.55</b> PR,PB
2	1637	PAENG-NUEA Athiwat	THA	20 OCT 2002	T54	8	<b>44.67</b> SB
3	1720	ROMANCHUK Daniel	USA	3 AUG 1998	T54	6	<b>45.11</b> AR
4	1273	MAGUIRE Nathan	GBR	27 JUL 1997	T54	5	<b>45.78</b>
5	1654	GHARBI Yassine	TUN	23 MAR 1990	T54	4	<b>45.99</b>
6	1144	HU Yang	CHN	1 MAY 1997	T54	9	<b>46.06</b>
7	1640	SIANGLAM Phiphatphong	THA	4 OCT 1993	T54	2	<b>46.59</b>
8	1484	CERVANTES GARCIA Juan Pablo	MEX	23 JUN 1992	T54	3	<b>48.45</b>

#### Weather conditions

Temperature: 26 °C Humidity: 54 % Conditions: Partly cloudy

#### Legend:

AR Area Record PB Personal Best PR Paralympic Record SB Season Best



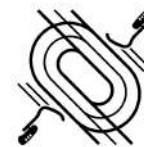
## Results Progression

Progression des résultats

<b>WORLD RECORD</b>	<b>43.46</b>	<b>GHARBI Yassine</b>	TUN	Sharjah (UAE)	19 MAR 2018
<b>PARALYMPIC RECORD</b>	<b>44.87</b>	<b>PAENG-NUEA Athiwat</b>	THA	Tokyo (JPN)	29 AUG 2021

Rank	Athlete Bib	Name	NPC Code	Date of Birth	Sport Class	Phase	Lane	Pos	Time	
1	1139	DAI Yunqiang	CHN	20 JUL 1990	T54	Final Round 1 - Heat 2/2	7 6	1 2	<b>44.55</b> <b>45.52</b>	PR,PB Q PB
2	1637	PAENG-NUEA Athiwat	THA	20 OCT 2002	T54	Final Round 1 - Heat 1/2	8 8	2 2	<b>44.67</b> <b>45.68</b>	SB Q
3	1720	ROMANCHUK Daniel	USA	3 AUG 1998	T54	Final Round 1 - Heat 1/2	6 7	3 1	<b>45.11</b> <b>45.18</b>	AR Q AR
4	1273	MAGUIRE Nathan	GBR	27 JUL 1997	T54	Final Round 1 - Heat 2/2	5 8	4 1	<b>45.78</b> <b>45.47</b>	Q PB
5	1654	GHARBI Yassine	TUN	23 MAR 1990	T54	Final Round 1 - Heat 1/2	4 2	5 3	<b>45.99</b> <b>46.23</b>	Q
6	1144	HU Yang	CHN	1 MAY 1997	T54	Final Round 1 - Heat 2/2	9 3	6 3	<b>46.06</b> <b>46.34</b>	Q
7	1640	SIANGLAM Phiphatphong	THA	4 OCT 1993	T54	Final Round 1 - Heat 2/2	2 2	7 4	<b>46.59</b> <b>47.21</b>	q
8	1484	CERVANTES GARCIA J	MEX	23 JUN 1992	T54	Final Round 1 - Heat 2/2	3 4	8 5	<b>48.45</b> <b>47.30</b>	q SB

<b>Legend:</b>	<b>AR</b> Area Record	<b>PB</b> Personal Best	<b>Pos</b> Position	<b>PR</b> Paralympic Record
<b>Q</b> Qualified by place	<b>q</b> Qualified by time	<b>SB</b> Season Best		



## Results

### Résultats

Qualification: First 3 in each heat (Q) and the next 2 fastest (q) advance to the Final.

<b>WORLD RECORD</b>	<b>43.46</b>	<b>GHARBI Yassine</b>	TUN	Sharjah (UAE)	19 MAR 2018
<b>PARALYMPIC RECORD</b>	<b>44.87</b>	<b>PAENG-NUEA Athiwat</b>	THA	Tokyo (JPN)	29 AUG 2021

#### Heat 1 Start Time: 12:05

Rank	Athlete Bib	Name	NPC Code	Date of Birth	Sport Class	Lane	Result
1	1720	ROMANCHUK Daniel	USA	3 AUG 1998	T54	7	45.18 Q AR
2	1637	PAENG-NUEA Athiwat	THA	20 OCT 2002	T54	8	45.68 Q
3	1654	GHARBI Yassine	TUN	23 MAR 1990	T54	2	46.23 Q
4	1158	ZHANG Ying	CHN	15 DEC 1999	T54	3	47.41
5	1634	KHONGRAK Putharet	THA	9 OCT 1994	T54	4	47.46
6	1280	SIDBURY Daniel	GBR	3 APR 1994	T54	9	48.05
7	1032	BAILEY Luke	AUS	17 SEP 1997	T54	6	48.11 PB
	1223	WELDEMARIAM Sibhatu Kesete	ERI	1 JAN 1985	T54	5	DQ R18.2(c)

#### Heat 2 Start Time: 12:12

Rank	Athlete Bib	Name	NPC Code	Date of Birth	Sport Class	Lane	Result
1	1273	MAGUIRE Nathan	GBR	27 JUL 1997	T54	8	45.47 Q PB
2	1139	DAI Yunqiang	CHN	20 JUL 1990	T54	6	45.52 Q PB
3	1144	HU Yang	CHN	1 MAY 1997	T54	3	46.34 Q
4	1640	SIANGLAM Phiphatphong	THA	4 OCT 1993	T54	2	47.21 q
5	1484	CERVANTES GARCIA Juan Pablo	MEX	23 JUN 1992	T54	4	47.30 q SB
6	1446	ALRAJEHI Faisal	KUW	23 JUL 1998	T54	5	48.29
	1582	BALDE Mamudo	POR	7 FEB 2005	T54	7	DQ R18.2(c)

#### Weather conditions at the beginning of the 1st heat

Temperature: 26 °C Humidity: 72 % Conditions: Sunny

**Note:**  
R18.2(c) - Lane infringement (races run in lanes or part of race run in lanes) - running/wheeling out of lanes

**Legend:**  
AR Area Record DQ Disqualified PB Personal Best Q Qualified by place  
q Qualified by time R WPA Rule SB Season Best



## Results Summary

### Résumé des résultats

Qualification: First 3 in each heat (Q) and the next 2 fastest (q) advance to the Final.

<b>WORLD RECORD</b>	<b>43.46</b>	<b>GHARBI Yassine</b>	TUN	Sharjah (UAE)	19 MAR 2018
<b>PARALYMPIC RECORD</b>	<b>44.87</b>	<b>PAENG-NUEA Athiwat</b>	THA	Tokyo (JPN)	29 AUG 2021

Rank	Athlete Bib	Name	NPC Code	Sport Class	Heat	Lane	Pos	Time	
1	1720	ROMANCHUK Daniel	USA	T54	1	7	1	<b>45.18</b>	Q AR
2	1273	MAGUIRE Nathan	GBR	T54	2	8	1	<b>45.47</b>	Q PB
3	1139	DAI Yunqiang	CHN	T54	2	6	2	<b>45.52</b>	Q PB
4	1637	PAENG-NUEA Athiwat	THA	T54	1	8	2	<b>45.68</b>	Q
5	1654	GHARBI Yassine	TUN	T54	1	2	3	<b>46.23</b>	Q
6	1144	HU Yang	CHN	T54	2	3	3	<b>46.34</b>	Q
7	1640	SIANGLAM Phiphatphong	THA	T54	2	2	4	<b>47.21</b>	q
8	1484	CERVANTES GARCIA Juan Pablo	MEX	T54	2	4	5	<b>47.30</b>	q SB
9	1158	ZHANG Ying	CHN	T54	1	3	4	<b>47.41</b>	
10	1634	KHONGRAK Putharet	THA	T54	1	4	5	<b>47.46</b>	
11	1280	SIDBURY Daniel	GBR	T54	1	9	6	<b>48.05</b>	
12	1032	BAILEY Luke	AUS	T54	1	6	7	<b>48.11</b>	PB
13	1446	ALRAJEHI Faisal	KUW	T54	2	5	6	<b>48.29</b>	
	1582	BALDE Mamudo	POR	T54	2	7		<b>DQ</b>	R18.2(c)
	1223	WELDEMARIAM Sibhatu Kesete	ERI	T54	1	5		<b>DQ</b>	R18.2(c)

**Note:**  
R18.2(c) - Lane infringement (races run in lanes or part of race run in lanes) - running/wheeling out of lanes

Legend:	
<b>AR</b>	Area Record
<b>Q</b>	Qualified by place
<b>DQ</b>	Disqualified
<b>q</b>	Qualified by time
<b>PB</b>	Personal Best
<b>R</b>	WPA Rule
<b>Pos</b>	Position
<b>SB</b>	Season Best





## Results

### Résultats

#### T62 Records

<b>WORLD RECORD</b>	<b>45.78</b>	<b>FLOORS Johannes</b>	GER	Dubai (UAE)	15 NOV 2019
<b>PARALYMPIC RECORD</b>	<b>45.85</b>	<b>FLOORS Johannes</b>	GER	Tokyo (JPN)	3 SEP 2021

Rank	Athlete Bib	Name	NPC Code	Date of Birth	Sport Class	Lane	Result
1	1725	WOODHALL Hunter	USA	17 FEB 1999	T62	6	<b>46.36</b>
2	1297	FLOORS Johannes	GER	8 FEB 1995	T62	7	<b>46.90</b> SB
3	1514	HENDRIKS Olivier	NED	28 JUL 2003	T62	5	<b>46.91</b> PB
4	1711	LEEPER Blake	USA	31 AUG 1989	T62	8	<b>47.32</b> PB
5	1098	OLIVEIRA BECKER FONTELES Alan	BRA	21 AUG 1992	T62	4	<b>50.30</b>
6	1592	DANIELS Paul	RSA	9 JUL 2002	T62	3	<b>50.63</b> PB
7	1312	MALAKOPOULOS Stylianos	GRE	13 SEP 1996	T62	2	<b>52.76</b> PB
8	1593	du PLESSIS Daniel	RSA	4 NOV 1993	T62	9	<b>52.91</b>

#### Weather conditions

Temperature: 22 °C Humidity: 56 % Conditions: Sunny intervals

<b>Legend:</b>	<b>PB</b> Personal Best	<b>SB</b> Season Best
----------------	-------------------------	-----------------------



## Results

### Résultats

<b>WORLD RECORD</b>	<b>1:35.59</b>	<b>SMEENK Austin</b>	CAN	Paris (FRA)	14 JUN 2024
<b>PARALYMPIC RECORD</b>	<b>1:38.57</b>	<b>WANG Yang</b>	CHN	Paris (FRA)	6 SEP 2024

Rank	Athlete Bib	Name	NPC Code	Date of Birth	Sport Class	Lane	Result
1	1124	SMEENK Austin	CAN	24 FEB 1997	T34	8	<b>1:39.27</b>
2	1639	RATTANA Chaiwat	THA	28 MAY 1996	T34	5	<b>1:39.48</b>
3	1040	McCRACKEN Rheed	AUS	20 JAN 1997	T34	9	<b>1:40.13</b>
4	1154	WANG Yang	CHN	22 MAY 2003	T34	7	<b>1:40.14</b>
5	1658	KTILA Walid	TUN	20 JUL 1985	T34	6	<b>1:41.07</b>
6	1282	TOWERS Isaac	GBR	1 OCT 1998	T34	4	<b>1:41.68</b>
7	1584	ARSHID Ali Radi	QAT	3 JAN 2004	T34	2	<b>1:41.84</b>
8	1505	MICHEL Roberto	MRI	29 JUN 2000	T34	3	<b>1:42.17</b> SB

Intermediate Times      400m      51.46      1124 SMEENK Austin (CAN)

#### Weather conditions

Temperature: 17 °C      Humidity: 98 %      Conditions: Overcast

<b>Legend:</b> SB Season Best
----------------------------------



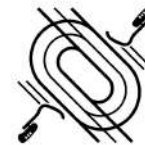
## Results Progression

Progression des résultats

<b>WORLD RECORD</b>	<b>1:35.59</b>	<b>SMEENK Austin</b>	CAN	Paris (FRA)	14 JUN 2024
<b>PARALYMPIC RECORD</b>	<b>1:38.57</b>	<b>WANG Yang</b>	CHN	Paris (FRA)	6 SEP 2024

Rank	Athlete Bib	Name	NPC Code	Date of Birth	Sport Class	Phase	Lane	Pos	Time
1	1124	SMEENK Austin	CAN	24 FEB 1997	T34	Final Round 1 - Heat 2/2	8 6	1 2	1:39.27 1:44.91 Q
2	1639	RATTANA Chaiwat	THA	28 MAY 1996	T34	Final Round 1 - Heat 1/2	5 8	2 2	1:39.48 1:38.61 Q
3	1040	McCRACKEN Rheed	AUS	20 JAN 1997	T34	Final Round 1 - Heat 1/2	9 4	3 4	1:40.13 1:41.51 q
4	1154	WANG Yang	CHN	22 MAY 2003	T34	Final Round 1 - Heat 1/2	7 7	4 1	1:40.14 1:38.57 Q PR
5	1658	KTILA Walid	TUN	20 JUL 1985	T34	Final Round 1 - Heat 2/2	6 8	5 1	1:41.07 1:44.60 Q
6	1282	TOWERS Isaac	GBR	1 OCT 1998	T34	Final Round 1 - Heat 1/2	4 5	6 5	1:41.68 1:42.62 q
7	1584	ARSHID Ali Radi	QAT	3 JAN 2004	T34	Final Round 1 - Heat 1/2	2 3	7 3	1:41.84 1:40.36 Q PB
8	1505	MICHEL Roberto	MRI	29 JUN 2000	T34	Final Round 1 - Heat 2/2	3 4	8 3	1:42.17 SB 1:46.17 Q

<b>Legend:</b>	<b>PB</b> Personal Best	<b>Pos</b> Position	<b>PR</b> Paralympic Record	<b>Q</b> Qualified by place
	<b>q</b> Qualified by time	<b>SB</b> Season Best		



## Results

### Résultats

Qualification: First 3 in each heat (Q) and the next 2 fastest (q) advance to the Final.

<b>WORLD RECORD</b>	<b>1:35.59</b>	<b>SMEENK Austin</b>	CAN	Paris (FRA)	14 JUN 2024
<b>PARALYMPIC RECORD</b>	<b>1:40.24</b>	<b>ALHAMMADI Mohamed</b>	UAE	Rio de Janeiro (BRA)	14 SEP 2016

#### Heat 1 Start Time: 12:18

Rank	Athlete Bib	Name	NPC Code	Date of Birth	Sport Class	Lane	Result
1	1154	WANG Yang	CHN	22 MAY 2003	T34	7	1:38.57 Q PR
2	1639	RATTANA Chaiwat	THA	28 MAY 1996	T34	8	1:38.61 Q
3	1584	ARSHID Ali Radi	QAT	3 JAN 2004	T34	3	1:40.36 Q PB
4	1040	McCRACKEN Rheed	AUS	20 JAN 1997	T34	4	1:41.51 q
5	1282	TOWERS Isaac	GBR	1 OCT 1998	T34	5	1:42.62 q
6	1676	OTHMAN Mohamad	UAE	26 JAN 2004	T34	6	1:44.88

Intermediate Times: 400m 51.04 1639 RATTANA Chaiwat (THA)

#### Heat 2 Start Time: 12:25

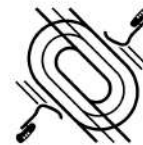
Rank	Athlete Bib	Name	NPC Code	Date of Birth	Sport Class	Lane	Result
1	1658	KTILA Walid	TUN	20 JUL 1985	T34	8	1:44.60 Q
2	1124	SMEENK Austin	CAN	24 FEB 1997	T34	6	1:44.91 Q
3	1505	MICHEL Roberto	MRI	29 JUN 2000	T34	4	1:46.17 Q
4	1143	GONG Wenhao	CHN	11 MAR 1999	T34	7	1:46.19
5	1244	MANNI Henry	FIN	18 JUN 1992	T34	5	1:46.27

Intermediate Times: 400m 53.59 1124 SMEENK Austin (CAN)

#### Weather conditions at the beginning of the 1st heat

Temperature: 18 °C Humidity: 79 % Conditions: Few clouds

<b>Legend:</b>	<b>PB</b> Personal Best	<b>PR</b> Paralympic Record	<b>Q</b> Qualified by place	<b>q</b> Qualified by time
----------------	-------------------------	-----------------------------	-----------------------------	----------------------------



## Results Summary

### Résumé des résultats

Qualification: First 3 in each heat (Q) and the next 2 fastest (q) advance to the Final.

<b>WORLD RECORD</b>	<b>1:35.59</b>	<b>SMEENK Austin</b>	CAN	Paris (FRA)	14 JUN 2024
<b>PARALYMPIC RECORD</b>	<b>1:40.24</b>	<b>ALHAMMADI Mohamed</b>	UAE	Rio de Janeiro (BRA)	14 SEP 2016

Rank	Athlete Bib	Name	NPC Code	Sport Class	Heat	Lane	Pos	Time	
1	1154	<b>WANG Yang</b>	CHN	T34	1	7	1	<b>1:38.57</b>	Q PR
2	1639	<b>RATTANA Chaiwat</b>	THA	T34	1	8	2	<b>1:38.61</b>	Q
3	1584	<b>ARSHID Ali Radi</b>	QAT	T34	1	3	3	<b>1:40.36</b>	Q PB
4	1040	<b>McCRACKEN Rheed</b>	AUS	T34	1	4	4	<b>1:41.51</b>	q
5	1282	<b>TOWERS Isaac</b>	GBR	T34	1	5	5	<b>1:42.62</b>	q
6	1658	<b>KTILA Walid</b>	TUN	T34	2	8	1	<b>1:44.60</b>	Q
7	1676	<b>OTHMAN Mohamad</b>	UAE	T34	1	6	6	<b>1:44.88</b>	
8	1124	<b>SMEENK Austin</b>	CAN	T34	2	6	2	<b>1:44.91</b>	Q
9	1505	<b>MICHEL Roberto</b>	MRI	T34	2	4	3	<b>1:46.17</b>	Q
10	1143	<b>GONG Wenhao</b>	CHN	T34	2	7	4	<b>1:46.19</b>	
11	1244	<b>MANNI Henry</b>	FIN	T34	2	5	5	<b>1:46.27</b>	

<b>Legend:</b>							
<b>PB</b>	Personal Best	<b>Pos</b>	Position	<b>PR</b>	Paralympic Record	<b>Q</b>	Qualified by place
<b>q</b>	Qualified by time						



## Results

### Résultats

<b>WORLD RECORD</b>	<b>1:31.69</b>	<b>LAKATOS Brent</b>	CAN	Arbon (SUI)	2 JUN 2019
<b>PARALYMPIC RECORD</b>	<b>1:36.07</b>	<b>PAEYO Pongsakorn</b>	THA	Tokyo (JPN)	2 SEP 2021

Rank	Athlete Bib	Name	NPC Code	Date of Birth	Sport Class	Lane	Result
1	1121	LAKATOS Brent	CAN	1 JUN 1980	T53	7	<b>1:37.32</b> SB
2	1638	PAEYO Pongsakorn	THA	1 DEC 1996	T53	3	<b>1:38.26</b>
3	1722	SIEMANN Brian	USA	7 OCT 1989	T53	8	<b>1:38.44</b>
4	1252	FAIRBANK Pierre	FRA	27 JUL 1971	T53	2 L	<b>1:40.69</b>
5	1636	KRUNGGET Pichet	THA	16 MAR 1975	T53	9	<b>1:40.71</b>
6	1631	ARSAE Masaberee	THA	11 OCT 1998	T53	6	<b>1:40.91</b>
7	1440	YOO Byunghoon	KOR	30 JUN 1972	T53	4	<b>1:41.20</b> SB
8	1657	KHELIFI Mohamed Nidhal	TUN	12 AUG 1996	T53	5	<b>1:42.50</b> AR

Intermediate Times      400m      50.13      1121 LAKATOS Brent (CAN)

#### Weather conditions

Temperature: 17 °C      Humidity: 85 %      Conditions: Overcast

**Note:**  
R18.5(c) - Lane infringement (races run in lanes or part) - on the bend touches the line or kerb on their left. Two further pushes of push-rim or two further steps.

**Legend:**  
AR Area Record      L Lane Infringement      SB Season Best



## Results

### Résultats

<b>WORLD RECORD</b>	<b>1:27.76</b>	<b>HUG Marcel</b>	SUI	Arbon (SUI)	21 MAY 2023
<b>PARALYMPIC RECORD</b>	<b>1:31.50</b>	<b>JIN Hua</b>	CHN	Paris (FRA)	5 SEP 2024

Rank	Athlete Bib	Name	NPC Code	Date of Birth	Sport Class	Lane	Result
1	1146	JIN Hua	CHN	20 OCT 1999	T54	9	<b>1:28.20</b> PR,AR
2	1139	DAI Yunqiang	CHN	20 JUL 1990	T54	2	<b>1:29.94</b> PB
3	1623	HUG Marcel	SUI	16 JAN 1986	T54	5	<b>1:30.98</b>
4	1273	MAGUIRE Nathan	GBR	27 JUL 1997	T54	7	<b>1:31.09</b>
5	1720	ROMANCHUK Daniel	USA	3 AUG 1998	T54	6	<b>1:31.24</b>
6	1637	PAENG-NUEA Athiwat	THA	20 OCT 2002	T54	8	<b>1:31.27</b>
7	1635	KONJEN Saichon	THA	30 MAR 1983	T54	4	<b>1:31.60</b>
8	1144	HU Yang	CHN	1 MAY 1997	T54	3	<b>1:31.89</b> SB

Intermediate Times      400m      45.21      1146 JIN Hua (CHN)

#### Weather conditions

Temperature: 17 °C      Humidity: 85 %      Conditions: Overcast

<b>Legend:</b>	<b>AR</b> Area Record	<b>PB</b> Personal Best	<b>PR</b> Paralympic Record	<b>SB</b> Season Best
----------------	-----------------------	-------------------------	-----------------------------	-----------------------



## Results Progression

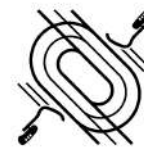
Progression des résultats

<b>WORLD RECORD</b>	<b>1:27.76</b>	<b>HUG Marcel</b>	SUI	Arbon (SUI)	21 MAY 2023
<b>PARALYMPIC RECORD</b>	<b>1:31.50</b>	<b>JIN Hua</b>	CHN	Paris (FRA)	5 SEP 2024

Rank	Athlete Bib	Name	NPC Code	Date of Birth	Sport Class	Phase	Lane	Pos	Time	
1	1146	JIN Hua	CHN	20 OCT 1999	T54	Final Round 1 - Heat 2/2	9 7	1 1	<b>1:28.20</b> <b>1:31.50</b>	PR,AR Q PR,PB
2	1139	DAI Yunqiang	CHN	20 JUL 1990	T54	Final Round 1 - Heat 2/2	2 5	2 4	<b>1:29.94</b> <b>1:33.73</b>	PB q
3	1623	HUG Marcel	SUI	16 JAN 1986	T54	Final Round 1 - Heat 2/2	5 4	3 3	<b>1:30.98</b> <b>1:33.18</b>	Q
4	1273	MAGUIRE Nathan	GBR	27 JUL 1997	T54	Final Round 1 - Heat 1/2	7 3	4 2	<b>1:31.09</b> <b>1:35.93</b>	Q
5	1720	ROMANCHUK Daniel	USA	3 AUG 1998	T54	Final Round 1 - Heat 2/2	6 3	5 2	<b>1:31.24</b> <b>1:31.78</b>	Q
6	1637	PAENG-NUEA Athiwat	THA	20 OCT 2002	T54	Final Round 1 - Heat 1/2	8 9	6 1	<b>1:31.27</b> <b>1:35.93</b>	Q
7	1635	KONJEN Saichon	THA	30 MAR 1983	T54	Final Round 1 - Heat 2/2	4 6	7 5	<b>1:31.60</b> <b>1:33.81</b>	q
8	1144	HU Yang	CHN	1 MAY 1997	T54	Final Round 1 - Heat 1/2	3 4	8 3	<b>1:31.89</b> <b>1:36.00</b>	SB Q

<b>Legend:</b>	<b>AR</b> Area Record	<b>PB</b> Personal Best	<b>Pos</b> Position	<b>PR</b> Paralympic Record
<b>Q</b> Qualified by place	<b>q</b> Qualified by time	<b>SB</b> Season Best		





## Results

### Résultats

Qualification: First 3 in each heat (Q) and the next 2 fastest (q) advance to the Final.

<b>WORLD RECORD</b>	<b>1:27.76</b>	<b>HUG Marcel</b>	SUI	Arbon (SUI)	21 MAY 2023
<b>PARALYMPIC RECORD</b>	<b>1:31.83</b>	<b>ROMANCHUK Daniel</b>	USA	Tokyo (JPN)	2 SEP 2021

#### Heat 1 Start Time: 12:15

Rank	Athlete Bib	Name	NPC Code	Date of Birth	Sport Class	Lane	Result
1	1637	PAENG-NUEA Athiwat	THA	20 OCT 2002	T54	9	<b>1:35.93</b> (.921) <b>Q</b>
2	1273	MAGUIRE Nathan	GBR	27 JUL 1997	T54	3	<b>1:35.93</b> (.928) <b>Q</b>
3	1144	HU Yang	CHN	1 MAY 1997	T54	4	<b>1:36.00</b> <b>Q</b>
4	1654	GHARBI Yassine	TUN	23 MAR 1990	T54	7	<b>1:36.30</b>
5	1446	ALRAJEHI Faisal	KUW	23 JUL 1998	T54	6	<b>1:36.92</b>
6	1634	KHONGRAK Putharet	THA	9 OCT 1994	T54	5	<b>1:41.11</b>
7	1032	BAILEY Luke	AUS	17 SEP 1997	T54	8	<b>1:51.34</b>

Intermediate Times: 400m 49.98 1144 HU Yang (CHN)

#### Heat 2 Start Time: 12:22

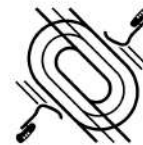
Rank	Athlete Bib	Name	NPC Code	Date of Birth	Sport Class	Lane	Result
1	1146	JIN Hua	CHN	20 OCT 1999	T54	7	<b>1:31.50</b> <b>Q</b> PR,PB
2	1720	ROMANCHUK Daniel	USA	3 AUG 1998	T54	3	<b>1:31.78</b> <b>Q</b>
3	1623	HUG Marcel	SUI	16 JAN 1986	T54	4	<b>1:33.18</b> <b>Q</b>
4	1139	DAI Yunqiang	CHN	20 JUL 1990	T54	5	<b>1:33.73</b> <b>q</b>
5	1635	KONJEN Saichon	THA	30 MAR 1983	T54	6	<b>1:33.81</b> <b>q</b>
6	1043	RIZZO Samuel	AUS	3 AUG 2000	T54	8	<b>1:45.33</b>
	1280	SIDBURY Daniel	GBR	3 APR 1994	T54	9	<b>DNS</b>

Intermediate Times: 400m 45.57 1720 ROMANCHUK Daniel (USA)

#### Weather conditions at the beginning of the 1st heat

Temperature: 16 °C Humidity: 99 % Conditions: Overcast

<b>Legend:</b>	<b>DNS</b> Did Not Start	<b>PB</b> Personal Best	<b>PR</b> Paralympic Record	<b>Q</b> Qualified by place
	<b>q</b> Qualified by time			



## Results Summary

### Résumé des résultats

Qualification: First 3 in each heat (Q) and the next 2 fastest (q) advance to the Final.

<b>WORLD RECORD</b>	<b>1:27.76</b>	<b>HUG Marcel</b>	SUI	Arbon (SUI)	21 MAY 2023
<b>PARALYMPIC RECORD</b>	<b>1:31.83</b>	<b>ROMANCHUK Daniel</b>	USA	Tokyo (JPN)	2 SEP 2021

Rank	Athlete Bib	Name	NPC Code	Sport Class	Heat	Lane	Pos	Time	
1	1146	JIN Hua	CHN	T54	2	7	1	<b>1:31.50</b>	Q PR,PB
2	1720	ROMANCHUK Daniel	USA	T54	2	3	2	<b>1:31.78</b>	Q
3	1623	HUG Marcel	SUI	T54	2	4	3	<b>1:33.18</b>	Q
4	1139	DAI Yunqiang	CHN	T54	2	5	4	<b>1:33.73</b>	q
5	1635	KONJEN Saichon	THA	T54	2	6	5	<b>1:33.81</b>	q
6	1637	PAENG-NUEA Athiwat	THA	T54	1	9	1	<b>1:35.93</b> (.921)	Q
7	1273	MAGUIRE Nathan	GBR	T54	1	3	2	<b>1:35.93</b> (.928)	Q
8	1144	HU Yang	CHN	T54	1	4	3	<b>1:36.00</b>	Q
9	1654	GHARBI Yassine	TUN	T54	1	7	4	<b>1:36.30</b>	
10	1446	ALRAJEHI Faisal	KUW	T54	1	6	5	<b>1:36.92</b>	
11	1634	KHONGRAK Putharet	THA	T54	1	5	6	<b>1:41.11</b>	
12	1043	RIZZO Samuel	AUS	T54	2	8	6	<b>1:45.33</b>	
13	1032	BAILEY Luke	AUS	T54	1	8	7	<b>1:51.34</b>	
	1280	SIDBURY Daniel	GBR	T54	2	9		<b>DNS</b>	

<b>Legend:</b>							
<b>DNS</b>	Did Not Start	<b>PB</b>	Personal Best	<b>Pos</b>	Position	<b>PR</b>	Paralympic Record
<b>Q</b>	Qualified by place	<b>q</b>	Qualified by time				



## Results

### Résultats

<b>WORLD RECORD</b>	<b>3:57.60</b>	<b>JACQUES Yeltsin</b>	BRA	Tokyo (JPN)	31 AUG 2021
<b>PARALYMPIC RECORD</b>	<b>3:57.60</b>	<b>JACQUES Yeltsin</b>	BRA	Tokyo (JPN)	31 AUG 2021

Rank	Athlete Bib	Name	NPC Code	Date of Birth	Sport Class	Order	Result
1	1092	<b>JACQUES Yeltsin</b> Guide dos ANJOS SANTOS Guilherme Ademils.	BRA	21 SEP 1991 14 MAR 1992	T11	6	<b>3:55.82</b> WR
2	1242	<b>YIGZAW Yitayal Silesh</b> Guide NEBERE Esubalew Bekele	ETH	28 FEB 2005 24 JAN 2006	T11	1	<b>4:03.21</b>
3	1070	<b>AGRIPINO dos SANTOS Julio Cesar</b> Guide BATISTA dos SANTOS Micael	BRA	17 JAN 1991 11 APR 1998	T11	3	<b>4:04.03</b>
4	1413	<b>KARASAWA Kenya</b> Guide KOBAYASHI Koji	JPN	3 JUL 1994 16 JAN 1989	T11	2	<b>4:04.40</b> AR
5	1216	<b>CAICEDO Jimmy</b> Guide TARAMUEL Daniel	ECU	26 DEC 1997 21 OCT 2001	T11	5	<b>4:10.79</b>
6	1566	<b>KOSSAKOWSKI Aleksander</b> Guide WASILEWSKI Krzysztof	POL	15 MAR 1994 1 APR 1994	T11	4	<b>4:18.86</b>

<b>Intermediate Times</b>	400m	1:01.89	1070	AGRIPINO dos SANTOS Julio Cesar (BRA)
	800m	2:06.86	1092	JACQUES Yeltsin (BRA)
	1200m	3:08.89	1092	JACQUES Yeltsin (BRA)

#### Weather conditions

Temperature: 20 °C      Humidity: 94 %      Conditions: Drizzle

<b>Legend:</b>
AR Area Record      WR World Record



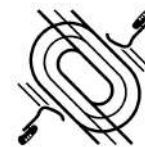
## Results Progression

Progression des résultats

<b>WORLD RECORD</b>	<b>3:57.60</b>	<b>JACQUES Yeltsin</b>	BRA	Tokyo (JPN)	31 AUG 2021
<b>PARALYMPIC RECORD</b>	<b>3:57.60</b>	<b>JACQUES Yeltsin</b>	BRA	Tokyo (JPN)	31 AUG 2021

Rank	Athlete Bib	Name	NPC Code	Date of Birth	Sport Class	Phase	Pos	Time	
1	1092	<b>JACQUES Yeltsin</b> Guide dos ANJOS SANTOS G	BRA	21 SEP 1991	T11	Final	1	<b>3:55.82</b>	WR
				14 MAR 1992		Round 1 - Heat 1/2	1	<b>4:03.22</b>	Q SB
2	1242	<b>YIGZAW Yitayal Silesh</b> Guide NEBERE Esubalew Bekele	ETH	28 FEB 2005	T11	Final	2	<b>4:03.21</b>	
				24 JAN 2006		Round 1 - Heat 1/2	2	<b>4:06.11</b>	Q
3	1070	<b>AGRIPINO dos SANT.</b> Guide BATISTA dos SANTOS Micael	BRA	17 JAN 1991	T11	Final	3	<b>4:04.03</b>	
				11 APR 1998		Round 1 - Heat 2/2	1	<b>4:10.10</b>	Q
4	1413	<b>KARASAWA Kenya</b> Guide KOBAYASHI Koji	JPN	3 JUL 1994	T11	Final	4	<b>4:04.40</b>	AR
				16 JAN 1989		Round 1 - Heat 1/2	3	<b>4:06.86</b>	q SB
5	1216	<b>CAICEDO Jimmy</b> Guide TARAMUEL Daniel	ECU	26 DEC 1997	T11	Final	5	<b>4:10.79</b>	
				21 OCT 2001		Round 1 - Heat 2/2	2	<b>4:10.30</b>	Q
6	1566	<b>KOSSAKOWSKI Aleksander</b> Guide WASILEWSKI Krzysztof	POL	15 MAR 1994	T11	Final	6	<b>4:18.86</b>	
				1 APR 1994		Round 1 - Heat 2/2	3	<b>4:18.19</b>	q

<b>Legend:</b>						
<b>AR</b>	Area Record	<b>Pos</b>	Position	<b>Q</b>	Qualified by place	<b>q</b>
<b>SB</b>	Season Best	<b>WR</b>	World Record			Qualified by time



## Results

### Résultats

Qualification: First 2 in each heat (Q) and the next 2 fastest (q) advance to the Final.

<b>WORLD RECORD</b>	<b>3:57.60</b>	<b>JACQUES Yeltsin</b>	BRA	Tokyo (JPN)	31 AUG 2021
<b>PARALYMPIC RECORD</b>	<b>3:57.60</b>	<b>JACQUES Yeltsin</b>	BRA	Tokyo (JPN)	31 AUG 2021

#### Heat 1 Start Time: 10:20

Rank	Athlete Bib	Name	NPC Code	Date of Birth	Sport Class	Order	Result
1	1092	<b>JACQUES Yeltsin</b> Guide dos ANJOS SANTOS G	BRA	21 SEP 1991 14 MAR 1992	T11	4	<b>4:03.22</b> Q SB
2	1242	<b>YIGZAW Yitayal Silesh</b> Guide NEBERE Esubalew Bekele	ETH	28 FEB 2005 24 JAN 2006	T11	2	<b>4:06.11</b> Q
3	1413	<b>KARASAWA Kenya</b> Guide KOBAYASHI Koji	JPN	3 JUL 1994 16 JAN 1989	T11	1	<b>4:06.86</b> q SB
4	1217	<b>CASTRO REYES Darwin Gustavo</b> Guide AREVALO VIZHNAY Diego Patricio	ECU	6 JUL 1993 26 JAN 1998	T11	3	<b>4:18.57</b>

Intermediate Times:

400m	1:01.31	1092	JACQUES Yeltsin (BRA)
800m	2:07.31	1092	JACQUES Yeltsin (BRA)
1200m	3:13.69	1092	JACQUES Yeltsin (BRA)

#### Heat 2 Start Time: 10:28

Rank	Athlete Bib	Name	NPC Code	Date of Birth	Sport Class	Order	Result
1	1070	<b>AGRIPINO dos SANTOS Julio Cesar</b> Guide BATISTA dos SANTOS Micael	BRA	17 JAN 1991 11 APR 1998	T11	4	<b>4:10.10</b> Q
2	1216	<b>CAICEDO Jimmy</b> Guide TARAMUEL Daniel	ECU	26 DEC 1997 21 OCT 2001	T11	2	<b>4:10.30</b> Q
3	1566	<b>KOSSAKOWSKI Aleksander</b> Guide WASILEWSKI Krzysztof	POL	15 MAR 1994 1 APR 1994	T11	3	<b>4:18.19</b> q
	1541	<b>RUDAKOV Fedor</b> Guide SAFRONOV Andrei	NPA	28 APR 1994 16 DEC 1985	T11	1	<b>DNF</b>

Intermediate Times:

400m	1:04.14	1070	AGRIPINO dos SANTOS Julio Cesar (BRA)
800m	2:10.95	1070	AGRIPINO dos SANTOS Julio Cesar (BRA)
1200m	3:18.97	1070	AGRIPINO dos SANTOS Julio Cesar (BRA)

#### Weather conditions at the beginning of the 1st heat

Temperature: 21 °C Humidity: 81 % Conditions: Sunny

<b>Legend:</b>	<b>DNF</b> Did Not Finish	<b>Q</b> Qualified by place	<b>q</b> Qualified by time	<b>SB</b> Season Best
----------------	---------------------------	-----------------------------	----------------------------	-----------------------



## Results Summary

### Résumé des résultats

Qualification: First 2 in each heat (Q) and the next 2 fastest (q) advance to the Final.

<b>WORLD RECORD</b>	<b>3:57.60</b>	<b>JACQUES Yeltsin</b>	BRA	Tokyo (JPN)	31 AUG 2021
<b>PARALYMPIC RECORD</b>	<b>3:57.60</b>	<b>JACQUES Yeltsin</b>	BRA	Tokyo (JPN)	31 AUG 2021

Rank	Athlete Bib	Name	NPC Code	Sport Class	Heat	Order	Pos	Time		
1	1092	<b>JACQUES Yeltsin</b> Guide dos ANJOS SANTOS Guilherme Ademils.	BRA	T11	1	4	1	<b>4:03.22</b>	Q	SB
2	1242	<b>YIGZAW Yitayal Silesh</b> Guide NEBERE Esubalew Bekele	ETH	T11	1	2	2	<b>4:06.11</b>	Q	
3	1413	<b>KARASAWA Kenya</b> Guide KOBAYASHI Koji	JPN	T11	1	1	3	<b>4:06.86</b>	q	SB
4	1070	<b>AGRIPINO dos SANTOS Julio Cesar</b> Guide BATISTA dos SANTOS Micael	BRA	T11	2	4	1	<b>4:10.10</b>	Q	
5	1216	<b>CAICEDO Jimmy</b> Guide TARAMUEL Daniel	ECU	T11	2	2	2	<b>4:10.30</b>	Q	
6	1566	<b>KOSSAKOWSKI Aleksander</b> Guide WASILEWSKI Krzysztof	POL	T11	2	3	3	<b>4:18.19</b>	q	
7	1217	<b>CASTRO REYES Darwin Gustavo</b> Guide AREVALO VIZHNAY Diego Patricio	ECU	T11	1	3	4	<b>4:18.57</b>		
	1541	<b>RUDAKOV Fedor</b> Guide SAFRONOV Andrei	NPA	T11	2	1			DNF	

<b>Legend:</b>								
<b>DNF</b>	Did Not Finish	<b>Pos</b>	Position	<b>Q</b>	Qualified by place	<b>q</b>	Qualified by time	
<b>SB</b>	Season Best							



## Results

### Résultats

#### T12 Records

<b>WORLD RECORD</b>	<b>3:41.34</b>	<b>CLIFFORD Jaryd</b>	AUS	Canberra (AUS)	11 MAR 2021
<b>PARALYMPIC RECORD</b>	<b>3:48.31</b>	<b>ZHIOU Abderrahim</b>	TUN	London (GBR)	4 SEP 2012

#### T13 Records

<b>WORLD RECORD</b>	<b>3:48.29</b>	<b>BAKA Abdellatif</b>	ALG	Rio de Janeiro (BRA)	11 SEP 2016
<b>PARALYMPIC RECORD</b>	<b>3:48.29</b>	<b>BAKA Abdellatif</b>	ALG	Rio de Janeiro (BRA)	11 SEP 2016

Rank	Athlete Bib	Name	NPC Code	Date of Birth	Sport Class	Order	Result	
1	1536	KOSTIN Aleksandr	NPA	4 JUL 1995	T12	2	<b>3:44.43</b>	PR,AR
2	1656	JEBABLI Rouay	TUN	17 NOV 1997	T12	8	<b>3:44.67</b>	AR
3	1538	KULIATIN Anton	NPA	31 AUG 1991	T12	7	<b>3:44.94</b>	PB
4	1034	CLIFFORD Jaryd	AUS	5 JUL 1999	T12	1	<b>3:44.95</b>	SB
5	1231	OUHDADI EL ATABY Yassine	ESP	20 AUG 1994	T13	4	<b>3:46.20</b>	WR
6	1002	BAKA Abdellatif	ALG	7 MAY 1994	T13	5	<b>3:47.16</b>	AR
7	1706	GOMEZ Joel	USA	29 JUL 2003	T13	3	<b>3:48.42</b>	AR
8	1669	AL Mikail	TUR	2 AUG 2001	T13	6	<b>3:55.34</b>	PB

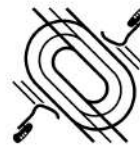
<b>Intermediate Times</b>	400m	1:00.57	1034	CLIFFORD Jaryd (AUS)
	800m	2:02.09	1034	CLIFFORD Jaryd (AUS)
	1200m	3:01.53	1656	JEBABLI Rouay (TUN)

#### Weather conditions

Temperature: 20 °C Humidity: 94 % Conditions: Drizzle

#### Legend:

AR Area Record PB Personal Best PR Paralympic Record SB Season Best  
WR World Record



## Results

### Résultats

<b>WORLD RECORD</b>	<b>3:45.50</b>	<b>BRANNIGAN Michael</b>	USA	New York, New York (USA)	11 FEB 2017
<b>PARALYMPIC RECORD</b>	<b>3:51.73</b>	<b>BRANNIGAN Michael</b>	USA	Rio de Janeiro (BRA)	13 SEP 2016

Rank	Athlete Bib	Name	NPC Code	Date of Birth	Sport Class	Order	Result
1	1278	SANDILANDS Ben	GBR	7 AUG 2003	T20	4	<b>3:45.40</b> WR
2	1581	BAESSA Sandro	POR	29 MAR 1999	T20	7	<b>3:49.46</b> PB
3	1701	BRANNIGAN Michael	USA	12 NOV 1996	T20	1	<b>3:49.91</b>
4	1398	DIENG Ndiaga	ITA	17 JUL 1999	T20	6	<b>3:50.24</b>
5	1405	AKAI Daiki	JPN	12 MAR 1999	T20	3	<b>3:57.58</b>
6	1422	TOGAWA Yuji	JPN	20 SEP 1996	T20	5	<b>4:02.68</b>
7	1388	SHORTEN Aaron	IRL	23 APR 2003	T20	2	<b>4:02.71</b> SB

Intermediate Times	400m	1:01.25	1701	BRANNIGAN Michael (USA)
	800m	2:03.13	1701	BRANNIGAN Michael (USA)
	1200m	3:03.74	1398	DIENG Ndiaga (ITA)

#### Weather conditions

Temperature: 17 °C      Humidity: 84 %      Conditions: Partly cloudy

<b>Legend:</b>	<b>PB</b> Personal Best	<b>SB</b> Season Best	<b>WR</b> World Record
----------------	-------------------------	-----------------------	------------------------





## Results

### Résultats

#### T37 Records

<b>WORLD RECORD</b>	<b>3:58.31</b>	<b>TISSAOUI Amen Allah</b>	TUN	Kobe (JPN)	25 MAY 2024
<b>PARALYMPIC RECORD</b>	<b>4:06.95</b>	<b>STANLEY Liam</b>	CAN	Tokyo (JPN)	4 SEP 2021

#### T38 Records

<b>WORLD RECORD</b>	<b>3:47.89</b>	<b>RIECH Nate</b>	CAN	Portland, OR (USA)	29 MAY 2021
<b>PARALYMPIC RECORD</b>	<b>3:58.92</b>	<b>RIECH Nate</b>	CAN	Tokyo (JPN)	4 SEP 2021

Rank	Athlete Bib	Name	NPC Code	Date of Birth	Sport Class	Order	Result
1	1662	TISSAOUI Amen Allah	TUN	9 NOV 2004	T37	2 YC	<b>4:12.91</b>
2	1123	RIECH Nate	CAN	5 FEB 1995	T38	5	<b>4:13.12</b>
3	1039	LANGDON Reece	AUS	22 FEB 1996	T38	3	<b>4:13.13</b>
4	1037	HINCKSMAN Angus	AUS	31 JUL 2005	T38	7	<b>4:14.14</b>
5	1008	KRAI Abdelkrim	ALG	27 FEB 1997	T38	8	<b>4:16.19</b>
6	1716	MERLE Leo	USA	14 JAN 1998	T38	6	<b>4:16.43</b>
7	1250	CLERC Renaud	FRA	1 MAY 2001	T37	1	<b>4:20.40</b>
8	1647	FREITAS Teofilo	TLS	5 MAY 1993	T38	4	<b>4:30.10</b>

<b>Intermediate Times</b>	400m	1:12.87	1250	CLERC Renaud (FRA)
	800m	2:30.90	1008	KRAI Abdelkrim (ALG)
	1200m	3:31.53	1037	HINCKSMAN Angus (AUS)

#### Weather conditions

Temperature: 20 °C      Humidity: 84 %      Conditions: Sunny intervals

**Note:**  
Yellow Card - Athlete TISSAOUI Amen Allah - R8.1 - Unsporting or improper conduct (may be direct to a Red Card).

**Legend:**  
YC Yellow Card



## Results

### Résultats

<b>WORLD RECORD</b>	<b>3:46.51</b>	<b>ROEGER Michael</b>	AUS	Sydney (AUS)	4 FEB 2017
<b>PARALYMPIC RECORD</b>	<b>3:50.15</b>	<b>TARBEI Abraham</b>	KEN	London (GBR)	4 SEP 2012

Rank	Athlete Bib	Name	NPC Code	Date of Birth	Sport Class	Order	Result	
1	1530	IAREMCHUK Aleksandr	NPA	19 FEB 1995	T46	7	<b>3:50.24</b>	
2	1044	ROEGER Michael	AUS	14 MAY 1988	T46	4	<b>3:51.19</b>	
3	1259	PRAUD Antoine	FRA	3 DEC 2003	T46	13	<b>3:51.37</b>	PB
4	1116	STOYANOV Hristiyan	BUL	20 AUG 1998	T46	15	<b>3:52.27</b>	
5	1011	NOUIOUA Samir	ALG	10 JUL 1985	T46	9	<b>3:57.30</b>	
6	1274	NUTTALL Luke	GBR	17 SEP 2001	T46	8	<b>3:57.62</b>	SB
7	1241	DINSA Gemechu Amenu	ETH	3 MAY 2000	T46	14	<b>3:59.05</b>	
8	1677	EMONG David	UGA	10 SEP 1990	T46	2	<b>4:01.48</b>	
9	1617	PUWAKPITIKANDE Pradeep	SRI	2 APR 1998	T46	6	<b>4:01.84</b>	
10	1212	OLSEN Christian	DEN	22 DEC 1993	T46	1	<b>4:02.76</b>	
11	1134	ORREGO CAMPOS Mauricio Esteban	CHI	13 APR 2000	T46	5	<b>4:06.03</b>	
12	1437	SANG Wesley Kimeli	KEN	1 MAR 1994	T46	12	<b>4:07.92</b>	
13	1650	AGOUBI Bechir	TUN	7 MAY 1995	T46	10	<b>4:09.72</b>	
14	1057	NIKOBIMEZE Remy	BDI	12 OCT 1989	T46	11	<b>4:10.69</b>	SB
15	1441	BYTYCI Grevist	KOS	3 SEP 1990	T46	3	<b>4:32.88</b>	PB
	1600	NIYIBIZI Emmanuel	RWA	3 JUL 1997	T46	16	<b>DQ</b>	R18.2(d)

<b>Intermediate Times</b>	400m	1:01.16	1044	ROEGER Michael (AUS)
	800m	2:02.14	1044	ROEGER Michael (AUS)
	1200m	3:02.29	1044	ROEGER Michael (AUS)

#### Weather conditions

Temperature: 17 °C      Humidity: 90 %      Conditions: Overcast

**Note:**  
R18.2(d) - Lane infringement (races or part of not run in lanes) - running/wheeling inside borders

**Legend:**  
DQ Disqualified      PB Personal Best      R WPA Rule      SB Season Best





## Results Progression

Progression des résultats

<b>WORLD RECORD</b>	<b>2:43.37</b>	<b>HUG Marcel</b>	SUI	Dubai (UAE)	27 FEB 2023
<b>PARALYMPIC RECORD</b>	<b>2:49.55</b>	<b>HUG Marcel</b>	SUI	Tokyo (JPN)	31 AUG 2021

Rank	Athlete Bib	Name	NPC Code	Date of Birth	Sport Class	Phase	Pos	Time
1	1146	JIN Hua	CHN	20 OCT 1999	T54	Final Round 1 - Heat 1/2	1 1	<b>2:49.93</b> <b>2:56.05 Q</b>
2	1623	HUG Marcel	SUI	16 JAN 1986	T54	Final Round 1 - Heat 1/2	2 5	<b>2:52.59</b> <b>2:58.42 Q</b>
3	1139	DAI Yunqiang	CHN	20 JUL 1990	T54	Final Round 1 - Heat 1/2	3 2	<b>2:53.54</b> PB <b>2:57.28 Q</b>
4	1640	SIANGLAM Phiphatphong	THA	4 OCT 1993	T54	Final Round 1 - Heat 2/2	4 4	<b>2:53.71</b> <b>3:05.26 Q</b>
5	1273	MAGUIRE Nathan	GBR	27 JUL 1997	T54	Final Round 1 - Heat 1/2	5 3	<b>2:53.76</b> <b>2:57.41 Q</b>
6	1149	LUO Xingchuan	CHN	17 DEC 2002	T54	Final Round 1 - Heat 2/2	6 3	<b>2:53.90</b> PB <b>3:05.19 Q</b>
7	1420	SUZUKI Tomoki	JPN	14 JUN 1994	T54	Final Round 1 - Heat 2/2	7 5	<b>2:53.99</b> <b>3:05.31 Q</b>
8	1654	GHARBI Yassine	TUN	23 MAR 1990	T54	Final Round 1 - Heat 1/2	8 4	<b>2:54.27</b> SB <b>2:57.48 Q SB</b>
9	1720	ROMANCHUK Daniel	USA	3 AUG 1998	T54	Final Round 1 - Heat 2/2	9 1	<b>2:54.31</b> SB <b>3:05.10 Q</b>
10	1446	ALRAJEHI Faisal	KUW	23 JUL 1998	T54	Final Round 1 - Heat 2/2	10 2	<b>2:54.60</b> <b>3:05.16 Q</b>

<b>Legend:</b>	<b>PB</b> Personal Best	<b>Pos</b> Position	<b>Q</b> Qualified by place	<b>SB</b> Season Best
----------------	-------------------------	---------------------	-----------------------------	-----------------------



## Results

### Résultats

Qualification: First 5 in each heat (Q) advance to the Final.

<b>WORLD RECORD</b>	<b>2:43.37</b>	<b>HUG Marcel</b>	SUI	Dubai (UAE)	27 FEB 2023
<b>PARALYMPIC RECORD</b>	<b>2:49.55</b>	<b>HUG Marcel</b>	SUI	Tokyo (JPN)	31 AUG 2021

#### Heat 1 Start Time: 21:25

Rank	Athlete Bib	Name	NPC Code	Date of Birth	Sport Class	Order	Result
1	1146	JIN Hua	CHN	20 OCT 1999	T54	2	<b>2:56.05</b> Q
2	1139	DAI Yunqiang	CHN	20 JUL 1990	T54	9	<b>2:57.28</b> Q
3	1273	MAGUIRE Nathan	GBR	27 JUL 1997	T54	4	<b>2:57.41</b> Q
4	1654	GHARBI Yassine	TUN	23 MAR 1990	T54	1	<b>2:57.48</b> Q SB
5	1623	HUG Marcel	SUI	16 JAN 1986	T54	5	<b>2:58.42</b> Q
6	1634	KHONGRAK Putharet	THA	9 OCT 1994	T54	8	<b>2:58.57</b>
7	1719	PIKE Aaron	USA	4 MAY 1986	T54	3	<b>2:58.86</b>
8	1121	LAKATOS Brent	CAN	1 JUN 1980	T53	6	<b>2:59.19</b> SB
9	1043	RIZZO Samuel	AUS	3 AUG 2000	T54	7	<b>3:02.92</b>

Intermediate Times:	400m	51.46	1146	JIN Hua (CHN)
	800m	1:39.73	1146	JIN Hua (CHN)
	1200m	2:25.79	1146	JIN Hua (CHN)

#### Heat 2 Start Time: 21:36

Rank	Athlete Bib	Name	NPC Code	Date of Birth	Sport Class	Order	Result
1	1720	ROMANCHUK Daniel	USA	3 AUG 1998	T54	8	<b>3:05.10</b> Q
2	1446	ALRAJEHI Faisal	KUW	23 JUL 1998	T54	5	<b>3:05.16</b> Q
3	1149	LUO Xingchuan	CHN	17 DEC 2002	T54	7	<b>3:05.19</b> Q
4	1640	SIANGLAM Phiphatphong	THA	4 OCT 1993	T54	4	<b>3:05.26</b> Q
5	1420	SUZUKI Tomoki	JPN	14 JUN 1994	T54	2	<b>3:05.31</b> Q
6	1284	WEIR David	GBR	5 JUN 1979	T54	3	<b>3:05.35</b>
7	1280	SIDBURY Daniel	GBR	3 APR 1994	T54	6	<b>3:05.44</b>
	1635	KONJEN Saichon	THA	30 MAR 1983	T54	1	<b>DNS</b>

Intermediate Times:	400m	50.42	1149	LUO Xingchuan (CHN)
	800m	1:43.44	1149	LUO Xingchuan (CHN)
	1200m	2:33.34	1149	LUO Xingchuan (CHN)

#### Weather conditions at the beginning of the 1st heat

Temperature: 23 °C Humidity: 58 % Conditions: Overcast

<b>Legend:</b>	DNS	Did Not Start	Q	Qualified by place	SB	Season Best
----------------	-----	---------------	---	--------------------	----	-------------



## Results Summary

Résumé des résultats

Qualification: First 5 in each heat (Q) advance to the Final.

<b>WORLD RECORD</b>	<b>2:43.37</b>	<b>HUG Marcel</b>	SUI	Dubai (UAE)	27 FEB 2023
<b>PARALYMPIC RECORD</b>	<b>2:49.55</b>	<b>HUG Marcel</b>	SUI	Tokyo (JPN)	31 AUG 2021

Rank	Athlete Bib	Name	NPC Code	Sport Class	Heat	Order	Pos	Time	
1	1146	JIN Hua	CHN	T54	1	2	1	<b>2:56.05</b>	Q
2	1139	DAI Yunqiang	CHN	T54	1	9	2	<b>2:57.28</b>	Q
3	1273	MAGUIRE Nathan	GBR	T54	1	4	3	<b>2:57.41</b>	Q
4	1654	GHARBI Yassine	TUN	T54	1	1	4	<b>2:57.48</b>	Q SB
5	1623	HUG Marcel	SUI	T54	1	5	5	<b>2:58.42</b>	Q
6	1634	KHONGRAK Putharet	THA	T54	1	8	6	<b>2:58.57</b>	
7	1719	PIKE Aaron	USA	T54	1	3	7	<b>2:58.86</b>	
8	1121	LAKATOS Brent	CAN	T53	1	6	8	<b>2:59.19</b>	SB
9	1043	RIZZO Samuel	AUS	T54	1	7	9	<b>3:02.92</b>	
10	1720	ROMANCHUK Daniel	USA	T54	2	8	1	<b>3:05.10</b>	Q
11	1446	ALRAJEHI Faisal	KUW	T54	2	5	2	<b>3:05.16</b>	Q
12	1149	LUO Xingchuan	CHN	T54	2	7	3	<b>3:05.19</b>	Q
13	1640	SIANGLAM Phiphatphong	THA	T54	2	4	4	<b>3:05.26</b>	Q
14	1420	SUZUKI Tomoki	JPN	T54	2	2	5	<b>3:05.31</b>	Q
15	1284	WEIR David	GBR	T54	2	3	6	<b>3:05.35</b>	
16	1280	SIDBURY Daniel	GBR	T54	2	6	7	<b>3:05.44</b>	
	1635	KONJEN Saichon	THA	T54	2	1			DNS

<b>Legend:</b>	DNS	Did Not Start	Pos	Position	Q	Qualified by place	SB	Season Best
----------------	-----	---------------	-----	----------	---	--------------------	----	-------------



## Results

### Résultats

<b>WORLD RECORD</b>	<b>14:53.97</b>	<b>JACQUES Yeltsin</b>	BRA	Kobe (JPN)	17 MAY 2024
<b>PARALYMPIC RECORD</b>	<b>15:11.07</b>	<b>WANYOIKE Henry</b>	KEN	Athens (GRE)	24 SEP 2004

Rank	Athlete Bib	Name	NPC Code	Date of Birth	Sport Class	Order	Result	
1	1070	AGRIPINO dos SANTOS Julio Cesar	BRA	17 JAN 1991	T11	2	<b>14:48.85</b>	WR
2	1413	KARASAWA Kenya	JPN	3 JUL 1994	T11	3	<b>14:51.48</b>	AR
3	1092	JACQUES Yeltsin	BRA	21 SEP 1991	T11	4	<b>14:52.61</b>	PB
4	1423	WADA Shinya	JPN	9 JUL 1977	T11	8	<b>15:16.41</b>	
5	1216	CAICEDO Jimmy	ECU	26 DEC 1997	T11	9	<b>15:24.69</b>	
6	1559	GUILLEN Rosbil	PER	8 AUG 1992	T11	5	<b>15:28.62</b>	
		Guide ROJAS RAMOS Jose Luis		5 APR 1992				
7	1217	CASTRO REYES Darwin Gustavo	ECU	6 JUL 1993	T11	7	<b>15:50.65</b>	
	1541	RUDAKOV Fedor	NPA	28 APR 1994	T11	6	<b>DNF</b>	
	1434	KIMANI Samwel Mushai	KEN	26 DEC 1989	T11	1	<b>DQ</b>	R7.12.2

<b>Intermediate Times</b>	1000m	2:59.33	1070	AGRIPINO dos SANTOS Julio Cesar (BRA)
	2000m	6:01.70	1070	AGRIPINO dos SANTOS Julio Cesar (BRA)
	3000m	9:00.96	1070	AGRIPINO dos SANTOS Julio Cesar (BRA)
	4000m	11:59.20	1070	AGRIPINO dos SANTOS Julio Cesar (BRA)

#### Weather conditions

Temperature: 18 °C Humidity: 77 % Conditions: Overcast

**Note:**  
R7.12.2 - Failure to exchange guide runner when declared

<b>AR</b>	Area Record	<b>DNF</b>	Did Not Finish	<b>DQ</b>	Disqualified	<b>PB</b>	Personal Best
<b>R</b>	WPA Rule	<b>WR</b>	World Record				



## Results

### Résultats

#### T12 Records

<b>WORLD RECORD</b>	<b>13:53.76</b>	<b>CHENTOUF EI Amin</b>	MAR	London (GBR)	3 SEP 2012
<b>PARALYMPIC RECORD</b>	<b>13:53.76</b>	<b>CHENTOUF EI Amin</b>	MAR	London (GBR)	3 SEP 2012

#### T13 Records

<b>WORLD RECORD</b>	<b>14:20.69</b>	<b>BENIBRAHIM Youssef</b>	MAR	London (GBR)	16 JUL 2017
<b>PARALYMPIC RECORD</b>	<b>14:33.33</b>	<b>ALOUI Bilel</b>	TUN	Rio de Janeiro (BRA)	15 SEP 2016

Rank	Athlete Bib	Name	NPC Code	Date of Birth	Sport Class	Order	Result
1	1231	<b>OUHDADI EL ATABY Yassine</b>	ESP	20 AUG 1994	T13	3	<b>15:50.64</b>
2	1536	<b>KOSTIN Aleksandr</b>	NPA	4 JUL 1995	T12	8	<b>15:52.36</b>
3	1538	<b>KULIATIN Anton</b>	NPA	31 AUG 1991	T12	5	<b>15:55.23</b>
4	1220	<b>MORETA CRIOLLO Sixto Roman</b>	ECU	30 AUG 1992	T12	4	<b>16:06.79</b>
5	1122	<b>OUELLET Guillaume</b>	CAN	3 OCT 1986	T13	2	<b>16:07.71</b>
6	1435	<b>LOKEDI John</b>	KEN	12 NOV 2000	T13	7	<b>16:10.06</b>
7	1669	<b>AL Mikail</b>	TUR	2 AUG 2001	T13	6	<b>16:12.45</b>
	1034	<b>CLIFFORD Jaryd</b>	AUS	5 JUL 1999	T12	1	<b>DQ</b> R7.9.5

Intermediate Times	Distance	Time	Athlete	NPC
	1000m	3:26.15	1122 OUELLET Guillaume	CAN
	2000m	6:56.60	1122 OUELLET Guillaume	CAN
	3000m	10:21.72	1034 CLIFFORD Jaryd	AUS
	4000m	13:21.59	1034 CLIFFORD Jaryd	AUS

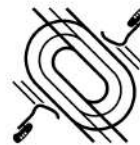
#### Weather conditions

Temperature: 17 °C Humidity: 92 % Conditions: Overcast

**Note:**  
R7.9.5 - Failure of athlete/guide runner to comply with Rule 7.9 (i.e. releasing tether before finish, shortening tether)

**Legend:**  
DQ Disqualified R WPA Rule





## Results

### Résultats

<b>WORLD RECORD</b>	<b>9:13.81</b>	<b>HUG Marcel</b>	SUI	Dubai (UAE)	15 FEB 2024
<b>PARALYMPIC RECORD</b>	<b>9:53.26</b>	<b>HUG Marcel</b>	SUI	Tokyo (JPN)	27 AUG 2021

Rank	Athlete Bib	Name	NPC Code	Date of Birth	Sport Class	Order	Result
1	1720	ROMANCHUK Daniel	USA	3 AUG 1998	T54	7	10:55.28
2	1623	HUG Marcel	SUI	16 JAN 1986	T54	4	10:55.78
3	1446	ALRAJEHI Faisal	KUW	23 JUL 1998	T54	1	10:55.99
4	1150	MA Zhuo	CHN	14 DEC 1999	T54	8	10:56.20 SB
5	1635	KONJEN Saichon	THA	30 MAR 1983	T54	9	10:56.26
6	1149	LUO Xingchuan	CHN	17 DEC 2002	T54	10	10:56.48 SB
7	1121	LAKATOS Brent	CAN	1 JUN 1980	T53	2	10:56.73
8	1284	WEIR David	GBR	5 JUN 1979	T54	5	10:56.88
9	1722	SIEMANN Brian	USA	7 OCT 1989	T53	3	12:47.92
	1634	KHONGRAK Putharet	THA	9 OCT 1994	T54	6	DNF

<b>Intermediate Times</b>	1000m	2:05.89	1623	HUG Marcel (SUI)
	2000m	4:22.05	1623	HUG Marcel (SUI)
	3000m	6:38.06	1623	HUG Marcel (SUI)
	4000m	8:57.17	1623	HUG Marcel (SUI)

#### Weather conditions

Temperature: 23 °C      Humidity: 84 %      Conditions: Partly cloudy

<b>Legend:</b>
DNF Did Not Finish      SB Season Best



## Results Progression

Progression des résultats

<b>WORLD RECORD</b>	<b>9:13.81</b>	<b>HUG Marcel</b>	SUI	Dubai (UAE)	15 FEB 2024
<b>PARALYMPIC RECORD</b>	<b>9:53.26</b>	<b>HUG Marcel</b>	SUI	Tokyo (JPN)	27 AUG 2021

Rank	Athlete Bib	Name	NPC Code	Date of Birth	Sport Class	Phase	Pos	Time
1	1720	ROMANCHUK Daniel	USA	3 AUG 1998	T54	Final Round 1 - Heat 2/2	1 3	<b>10:55.28</b> <b>11:18.41 Q</b>
2	1623	HUG Marcel	SUI	16 JAN 1986	T54	Final Round 1 - Heat 1/2	2 1	<b>10:55.78</b> <b>10:35.08 Q</b>
3	1446	ALRAJEHI Faisal	KUW	23 JUL 1998	T54	Final Round 1 - Heat 2/2	3 5	<b>10:55.99</b> <b>11:18.74 Q</b>
4	1150	MA Zhuo	CHN	14 DEC 1999	T54	Final Round 1 - Heat 1/2	4 4	<b>10:56.20</b> SB <b>11:18.79 Q</b> SB
5	1635	KONJEN Saichon	THA	30 MAR 1983	T54	Final Round 1 - Heat 2/2	5 2	<b>10:56.26</b> <b>11:17.91 Q</b>
6	1149	LUO Xingchuan	CHN	17 DEC 2002	T54	Final Round 1 - Heat 2/2	6 4	<b>10:56.48</b> SB <b>11:18.71 Q</b>
7	1121	LAKATOS Brent	CAN	1 JUN 1980	T53	Final Round 1 - Heat 1/2	7 2	<b>10:56.73</b> <b>10:35.15 Q</b> SB
8	1284	WEIR David	GBR	5 JUN 1979	T54	Final Round 1 - Heat 2/2	8 1	<b>10:56.88</b> <b>11:17.91 Q</b>
9	1722	SIEMANN Brian	USA	7 OCT 1989	T53	Final Round 1 - Heat 1/2	9 5	<b>12:47.92</b> <b>11:18.96 Q</b>
	1634	KHONGRAK Putharet	THA	9 OCT 1994	T54	Final Round 1 - Heat 1/2		<b>DNF</b> <b>11:18.53 Q</b>

<b>Legend:</b>	<b>DNF</b> Did Not Finish	<b>Pos</b> Position	<b>Q</b> Qualified by place	<b>SB</b> Season Best
----------------	---------------------------	---------------------	-----------------------------	-----------------------



## Results

### Résultats

Qualification: First 5 in each heat (Q) advance to the Final.

<b>WORLD RECORD</b>	<b>9:13.81</b>	<b>HUG Marcel</b>	SUI	Dubai (UAE)	15 FEB 2024
<b>PARALYMPIC RECORD</b>	<b>9:53.26</b>	<b>HUG Marcel</b>	SUI	Tokyo (JPN)	27 AUG 2021

#### Heat 1 Start Time: 21:02

Rank	Athlete Bib	Name	NPC Code	Date of Birth	Sport Class	Order	Result
1	1623	HUG Marcel	SUI	16 JAN 1986	T54	3	10:35.08 Q
2	1121	LAKATOS Brent	CAN	1 JUN 1980	T53	4	10:35.15 Q SB
3	1634	KHONGRAK Putharet	THA	9 OCT 1994	T54	5	11:18.53 Q
4	1150	MA Zhuo	CHN	14 DEC 1999	T54	7	11:18.79 Q SB
5	1722	SIEMANN Brian	USA	7 OCT 1989	T53	2	11:18.96 Q
6	1043	RIZZO Samuel	AUS	3 AUG 2000	T54	6	11:19.32
	1280	SIDBURY Daniel	GBR	3 APR 1994	T54	1	DNF

Intermediate Times:

1000m	2:12.52	1634	KHONGRAK Putharet (THA)
2000m	4:20.23	1623	HUG Marcel (SUI)
3000m	6:23.95	1623	HUG Marcel (SUI)
4000m	8:31.81	1623	HUG Marcel (SUI)

#### Heat 2 Start Time: 21:19

Rank	Athlete Bib	Name	NPC Code	Date of Birth	Sport Class	Order	Result
1	1284	WEIR David	GBR	5 JUN 1979	T54	5	11:17.91 Q
2	1635	KONJEN Saichon	THA	30 MAR 1983	T54	2	11:17.91 Q
3	1720	ROMANCHUK Daniel	USA	3 AUG 1998	T54	1	11:18.41 Q
4	1149	LUO Xingchuan	CHN	17 DEC 2002	T54	3	11:18.71 Q
5	1446	ALRAJEHI Faisal	KUW	23 JUL 1998	T54	6	11:18.74 Q
6	1719	PIKE Aaron	USA	4 MAY 1986	T54	4	11:18.76

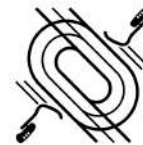
Intermediate Times:

1000m	2:17.76	1149	LUO Xingchuan (CHN)
2000m	4:31.41	1719	PIKE Aaron (USA)
3000m	6:42.28	1720	ROMANCHUK Daniel (USA)
4000m	9:16.94	1149	LUO Xingchuan (CHN)

#### Weather conditions at the beginning of the 1st heat

Temperature: 18 °C Humidity: 96 % Conditions: Overcast

<b>Legend:</b>	<b>DNF</b> Did Not Finish	<b>Q</b> Qualified by place	<b>SB</b> Season Best
----------------	---------------------------	-----------------------------	-----------------------



## Results Summary

Résumé des résultats

Qualification: First 5 in each heat (Q) advance to the Final.

<b>WORLD RECORD</b>	<b>9:13.81</b>	<b>HUG Marcel</b>	SUI	Dubai (UAE)	15 FEB 2024
<b>PARALYMPIC RECORD</b>	<b>9:53.26</b>	<b>HUG Marcel</b>	SUI	Tokyo (JPN)	27 AUG 2021

Rank	Athlete Bib	Name	NPC Code	Sport Class	Heat	Order	Pos	Time	
1	1623	HUG Marcel	SUI	T54	1	3	1	10:35.08	Q
2	1121	LAKATOS Brent	CAN	T53	1	4	2	10:35.15	Q SB
3	1284	WEIR David	GBR	T54	2	5	1	11:17.91	Q
4	1635	KONJEN Saichon	THA	T54	2	2	2	11:17.91	Q
5	1720	ROMANCHUK Daniel	USA	T54	2	1	3	11:18.41	Q
6	1634	KHONGRAK Putharet	THA	T54	1	5	3	11:18.53	Q
7	1149	LUO Xingchuan	CHN	T54	2	3	4	11:18.71	Q
8	1446	ALRAJEHI Faisal	KUW	T54	2	6	5	11:18.74	Q
9	1719	PIKE Aaron	USA	T54	2	4	6	11:18.76	
10	1150	MA Zhuo	CHN	T54	1	7	4	11:18.79	Q SB
11	1722	SIEMANN Brian	USA	T53	1	2	5	11:18.96	Q
12	1043	RIZZO Samuel	AUS	T54	1	6	6	11:19.32	
	1280	SIDBURY Daniel	GBR	T54	1	1		DNF	

<b>Legend:</b>	<b>DNF</b> Did Not Finish	<b>Pos</b> Position	<b>Q</b> Qualified by place	<b>SB</b> Season Best
----------------	---------------------------	---------------------	-----------------------------	-----------------------



## Results

### Résultats

#### T11 Records

<b>WORLD RECORD</b>	<b>2:23:27</b>	<b>WADA Shinya</b>	JPN	Oita (JPN)	4 FEB 2024
<b>PARALYMPIC RECORD</b>	<b>2:33:05</b>	<b>WADA Shinya</b>	JPN	Tokyo (JPN)	5 SEP 2021

#### T12 Records

<b>WORLD RECORD</b>	<b>2:19:08</b>	<b>CLIFFORD Jaryd</b>	AUS	Sydney (AUS)	25 APR 2021
<b>PARALYMPIC RECORD</b>	<b>2:21:43</b>	<b>CHENTOUF EI Amin</b>	MAR	Tokyo (JPN)	5 SEP 2021

Rank	Athlete Bib	Name	NPC Code	Date of Birth	Sport Class	Result	Time Behind
1	1652	<b>BOUKHILI Wajdi</b>	TUN	20 SEP 1998	T12	<b>2:22:05</b>	SB
2	1233	<b>SUAREZ LASO Alberto</b>	ESP	19 DEC 1977	T12	<b>2:24:02</b>	1:57 SB
3	1465	<b>CHENTOUF EI Amin</b>	MAR	8 JUN 1981	T12	<b>2:24:35</b>	2:30 SB
4	1526	<b>GAVRILOV Denis</b>	NPA	28 JUN 1986	T12	<b>2:25:22</b>	3:17
5	1659	<b>NASRALLAH Hatem</b>	TUN	2 OCT 1991	T12	<b>2:27:58</b>	5:53
6	1220	<b>MORETA CRIOLLO Sixto Roman</b>	ECU	30 AUG 1992	T12	<b>2:27:59</b>	5:54 SB
7	1407	<b>HORIKOSHI Tadashi</b>	JPN	19 JUL 1988	T12	<b>2:28:03</b>	5:58
8	1230	<b>NIEVES Gustavo</b>	ESP	9 MAR 1982	T12	<b>2:29:26</b>	7:21 SB
9	1423	<b>WADA Shinya</b>	JPN	9 JUL 1977	T11	<b>2:29:59</b>	7:54 PR
10	1415	<b>KUMAGAI Yutaka</b>	JPN	14 FEB 1987	T12	<b>2:32:26</b>	10:21
11	1059	<b>CLOBERT Martin</b>	BEL	22 FEB 1993	T12	<b>2:38:34</b>	16:29 SB
	1559	<b>GUILLEN Rosbil</b>	PER	8 AUG 1992	T11	<b>DQ</b>	R49.6(b)

Intermediate Times	5km	16:48	1465 CHENTOUF EI Amin (MAR)
	10km	33:57	1652 BOUKHILI Wajdi (TUN)
	15km	50:55	1652 BOUKHILI Wajdi (TUN)
	20km	1:07:46	1465 CHENTOUF EI Amin (MAR)
	Half	1:11:35	1465 CHENTOUF EI Amin (MAR)
	25km	1:24:44	1652 BOUKHILI Wajdi (TUN)
	30km	1:41:31	1652 BOUKHILI Wajdi (TUN)
	35km	1:58:17	1652 BOUKHILI Wajdi (TUN)
	40km	2:14:57	1652 BOUKHILI Wajdi (TUN)
	Finish	2:22:05	1652 BOUKHILI Wajdi (TUN)

Weather conditions	Temperature	Humidity	Heat stress indicator (WBGT)	Conditions
Start of race:	14°C	93%	14°C	Overcast
End of race:	16°C	81%	15°C	Overcast

**Note:**  
Yellow Card - Athlete WADA Shinya - R49.8(h) - Collecting refreshment/water from non-official station or person or takes refreshment of another athlete and/or guide runner.  
R49.6(b) - Athlete must cross the finish line in front of the guide runner

Legend:	PR	Paralympic Record	R	WPA Rule	SB	Season Best
DQ	Disqualified					
YC	Yellow Card					



**Race Analysis**  
Analyse de la course

**REVISED**  
8 SEP 11:37

**T11 Records**

<b>WORLD RECORD</b>	<b>2:23:27</b>	<b>WADA Shinya</b>	JPN	Oita (JPN)	4 FEB 2024
<b>PARALYMPIC RECORD</b>	<b>2:33:05</b>	<b>WADA Shinya</b>	JPN	Tokyo (JPN)	5 SEP 2021

**T12 Records**

<b>WORLD RECORD</b>	<b>2:19:08</b>	<b>CLIFFORD Jaryd</b>	AUS	Sydney (AUS)	25 APR 2021
<b>PARALYMPIC RECORD</b>	<b>2:21:43</b>	<b>CHENTOUF EI Amin</b>	MAR	Tokyo (JPN)	5 SEP 2021

Rank	Athlete Bib	Name	NPC Code	Date of Birth	Sport Class	Result					Time Behind
						5km	10km	15km	20km	Half	
1	1652	<b>BOUKHILI Wajdi</b>	TUN	20 SEP 1998	T12	<b>2:22:05</b>					SB
						16:49 (2)	33:57 (1) 17:08	50:55 (1) 16:58	1:07:46 (2) 16:51	1:11:35 (2) 3:49	
2	1233	<b>SUAREZ LASO Alberto</b>	ESP	19 DEC 1977	T12	<b>2:24:02</b>					1:57 SB
						17:28 (3)	34:35 (3) 17:07	51:33 (3) 16:58	1:08:20 (3) 16:47	1:12:09 (3) 3:49	
3	1465	<b>CHENTOUF EI Amin</b>	MAR	8 JUN 1981	T12	<b>2:24:35</b>					2:30 SB
						16:48 (1)	33:58 (2) 17:10	50:55 (2) 16:57	1:07:46 (1) 16:51	1:11:35 (1) 3:49	
4	1526	<b>GAVRILOV Denis</b>	NPA	28 JUN 1986	T12	<b>2:25:22</b>					3:17
						17:30 (8)	34:36 (5) 17:06	51:34 (5) 16:58	1:08:21 (5) 16:47	1:12:10 (5) 3:49	
5	1659	<b>NASRALLAH Hatem</b>	TUN	2 OCT 1991	T12	<b>2:27:58</b>					5:53
						17:28 (4)	34:36 (4) 17:08	51:33 (4) 16:57	1:08:20 (4) 16:47	1:12:10 (4) 3:50	
6	1220	<b>MORETA CRIOLLO Sixto Roman</b> Guide MASABANDA Luis	ECU	30 AUG 1992 23 JAN 1996	T12	<b>2:27:59</b>					5:54 SB
						17:29 (7)	34:38 (7) 17:09	51:36 (8) 16:58	1:08:42 (8) 17:06	1:12:35 (8) 3:53	
7	1407	<b>HORIKOSHI Tadashi</b>	JPN	19 JUL 1988	T12	<b>2:28:03</b>					5:58
						17:29 (5)	34:39 (8) 17:10	51:34 (6) 16:55	1:08:36 (7) 17:02	1:12:30 (6) 3:54	
8	1230	<b>NIEVES Gustavo</b>	ESP	9 MAR 1982	T12	<b>2:29:26</b>					7:21 SB
						17:30 (9)	34:54 (11) 17:24	52:30 (11) 17:36	1:09:55 (10) 17:25	1:13:55 (10) 4:00	
9	1423	<b>WADA Shinya</b> Guide HASEBE Takumi	JPN	9 JUL 1977 4 FEB 1997	T11	<b>2:29:59</b>					7:54 PR
						17:31 (11)	34:38 (6) 17:07	51:35 (7) 16:57	1:08:35 (6) 17:00	1:12:32 (7) 3:57	
10	1415	<b>KUMAGAI Yutaka</b>	JPN	14 FEB 1987	T12	<b>2:32:26</b>					10:21
						17:29 (6)	34:39 (9) 17:10	52:02 (9) 17:23	1:09:47 (9) 17:45	1:13:47 (9) 4:00	
11	1059	<b>CLOBERT Martin</b> Guide THIRION Sebastien	BEL	22 FEB 1993 5 JUN 1995	T12	<b>2:38:34</b>					16:29 SB
						17:30 (10)	35:10 (12) 17:40	53:12 (12) 18:02	1:11:10 (12) 17:58	1:15:17 (12) 4:07	
11	1559	<b>GUILLEN Rosbil</b> Guide ROJAS RAMOS Jose Luis	PER	8 AUG 1992 5 APR 1992	T11	<b>DQ</b>					R49.6(b)
						17:32 (12)	34:47 (10) 17:15	52:03 (10) 17:16	1:10:08 (11) 18:05	1:14:19 (11) 4:11	



**Invalides**  
Invalides

**SUN 8 SEP 2024**  
Start Time 8:30

**Para Athletics**  
Para athlétisme

**Men's Marathon - T12**  
Marathon Hommes - T12

**Final**  
Finale



## Race Analysis

Analyse de la course

**REVISED**  
8 SEP 11:37

Weather conditions	Temperature	Humidity	Heat stress indicator (WBGT)	Conditions
Start of race:	14°C	93%	14°C	Overcast
End of race:	16°C	81%	15°C	Overcast

**Note:**  
 Yellow Card - Athlete WADA Shinya - R49.8(h) - Collecting refreshment/water from non-official station or person or takes refreshment of another athlete and/or guide runner.  
 R49.6(b) - Athlete must cross the finish line in front of the guide runner  
 For DQ athletes intermediate results are not valid.

Legend:		PR	R	SB
DQ	Disqualified	Paralympic Record	WPA Rule	Season Best
YC	Yellow Card			

**REVISED** Note updated





## Results

### Résultats

<b>WORLD RECORD</b>	<b>1:17:47</b>	<b>HUG Marcel</b>	SUI	Oita City (JPN)	21 NOV 2021
<b>PARALYMPIC RECORD</b>	<b>1:23:17</b>	<b>FEARNLEY Kurt</b>	AUS	Beijing (CHN)	17 SEP 2008

Rank	Athlete Bib	Name	NPC Code	Date of Birth	Sport Class	Result	Time Behind
1	1623	<b>HUG Marcel</b>	SUI	16 JAN 1986	T54	<b>1:27:39</b>	
2	1146	<b>JIN Hua</b>	CHN	20 OCT 1999	T54	<b>1:31:19</b>	3:40 SB
3	1420	<b>SUZUKI Tomoki</b>	JPN	14 JUN 1994	T54	<b>1:31:23</b>	3:44
4	1720	<b>ROMANCHUK Daniel</b>	USA	3 AUG 1998	T54	<b>1:32:23</b>	4:44
5	1284	<b>WEIR David</b>	GBR	5 JUN 1979	T54	<b>1:33:27</b>	5:48
6	1149	<b>LUO Xingchuan</b>	CHN	17 DEC 2002	T54	<b>1:36:20</b>	8:41 SB
7	1719	<b>PIKE Aaron</b>	USA	4 MAY 1986	T54	<b>1:36:23</b>	8:44
8	1426	<b>YOSHIDA Ryota</b>	JPN	28 SEP 1981	T54	<b>1:37:15</b>	9:36
9	1516	<b>PLAT Jetze</b>	NED	10 JUN 1991	T54	<b>1:39:47</b>	12:08 SB
10	1181	<b>SANCLEMENTE Francisco</b>	COL	21 APR 1988	T54	<b>1:46:27</b>	18:48
11	1722	<b>SIEMANN Brian</b>	USA	7 OCT 1989	T53	<b>1:51:56</b>	24:17
12	1440	<b>YOO Byunghoon</b>	KOR	30 JUN 1972	T53	<b>1:52:05</b>	24:26 SB
	1150	<b>MA Zhuo</b>	CHN	14 DEC 1999	T54	<b>DNF</b>	

Intermediate Times	Distance	Time	Rank	Name	NPC
	5km	9:41	1623	HUG Marcel (SUI)	SUI
	10km	19:36	1623	HUG Marcel (SUI)	SUI
	15km	29:31	1623	HUG Marcel (SUI)	SUI
	20km	39:21	1623	HUG Marcel (SUI)	SUI
	Half	41:43	1623	HUG Marcel (SUI)	SUI
	25km	49:55	1623	HUG Marcel (SUI)	SUI
	30km	1:01:05	1623	HUG Marcel (SUI)	SUI
	35km	1:11:00	1623	HUG Marcel (SUI)	SUI
	40km	1:22:36	1623	HUG Marcel (SUI)	SUI
	Finish	1:27:39	1623	HUG Marcel (SUI)	SUI

#### Weather conditions

Start of race:  
End of race:

#### Temperature

14°C  
15°C

#### Humidity

93%  
87%

#### Heat stress indicator (WBGT)

14°C  
14°C

#### Conditions

Overcast  
Overcast

<b>Legend:</b>	<b>DNF</b> Did Not Finish	<b>SB</b> Season Best
----------------	---------------------------	-----------------------





**Race Analysis**  
Analyse de la course

<b>WORLD RECORD</b>	<b>1:17:47 HUG Marcel</b>	SUI	Oita City (JPN)	21 NOV 2021
<b>PARALYMPIC RECORD</b>	<b>1:23:17 FEARNLEY Kurt</b>	AUS	Beijing (CHN)	17 SEP 2008

Rank	Athlete Bib	Name	NPC Code	Date of Birth	Sport Class	Result					Time Behind	
						5km	10km	15km	20km	Half	25km	30km
<b>1</b>	<b>1623</b>	<b>HUG Marcel</b>	SUI	16 JAN 1986	T54	<b>1:27:39</b>						
	9:41 (1)	19:36 (1)	29:31 (1)	39:21 (1)	41:43 (1)	49:55 (1)	1:01:05 (1)	1:11:00 (1)	1:22:36 (1)	1:27:39 (1)	5:03	
		9:55	9:55	9:50	2:22	8:12	11:10	9:55	11:36			
<b>2</b>	<b>1146</b>	<b>JIN Hua</b>	CHN	20 OCT 1999	T54	<b>1:31:19</b>					3:40 SB	
	9:42 (2)	19:36 (2)	29:31 (2)	39:23 (2)	41:53 (2)	50:52 (2)	1:03:25 (2)	1:13:56 (3)	1:26:18 (3)	1:31:19 (2)	5:01	
		9:54	9:55	9:52	2:30	8:59	12:33	10:31	12:22			
<b>3</b>	<b>1420</b>	<b>SUZUKI Tomoki</b>	JPN	14 JUN 1994	T54	<b>1:31:23</b>					3:44	
	9:49 (3)	20:09 (3)	30:10 (3)	40:13 (3)	42:50 (3)	51:37 (3)	1:03:36 (3)	1:13:56 (2)	1:26:16 (2)	1:31:23 (3)	5:07	
		10:20	10:01	10:03	2:37	8:47	11:59	10:20	12:20			
<b>4</b>	<b>1720</b>	<b>ROMANCHUK Daniel</b>	USA	3 AUG 1998	T54	<b>1:32:23</b>					4:44	
	9:54 (4)	20:21 (4)	30:49 (7)	40:57 (4)	43:44 (4)	52:44 (5)	1:04:57 (5)	1:15:18 (5)	1:27:28 (4)	1:32:23 (4)	5:55	
		10:27	10:28	10:08	2:47	9:00	12:13	10:21	12:10			
<b>5</b>	<b>1284</b>	<b>WEIR David</b>	GBR	5 JUN 1979	T54	<b>1:33:27</b>					5:48	
	10:03 (6)	20:36 (6)	30:48 (5)	40:57 (5)	43:44 (5)	52:44 (4)	1:04:57 (4)	1:15:17 (4)	1:28:01 (5)	1:33:27 (5)	5:26	
		10:33	10:12	10:09	2:47	9:00	12:13	10:20	12:44			
<b>6</b>	<b>1149</b>	<b>LUO Xingchuan</b>	CHN	17 DEC 2002	T54	<b>1:36:20</b>					8:41 SB	
	10:06 (8)	20:36 (5)	30:48 (4)	41:05 (6)	44:05 (6)	53:38 (7)	1:06:45 (7)	1:17:58 (7)	1:30:54 (7)	1:36:20 (6)	5:26	
		10:30	10:12	10:17	3:00	9:33	13:07	11:13	12:56			
<b>7</b>	<b>1719</b>	<b>PIKE Aaron</b>	USA	4 MAY 1986	T54	<b>1:36:23</b>					8:44	
	10:03 (7)	20:37 (7)	30:48 (6)	41:16 (7)	44:09 (7)	53:38 (6)	1:06:44 (6)	1:17:57 (6)	1:30:49 (6)	1:36:23 (7)	5:34	
		10:34	10:11	10:28	2:53	9:29	13:06	11:13	12:52			
<b>8</b>	<b>1426</b>	<b>YOSHIDA Ryota</b>	JPN	28 SEP 1981	T54	<b>1:37:15</b>					9:36	
	10:13 (9)	21:24 (9)	32:08 (9)	42:31 (8)	45:21 (8)	54:34 (8)	1:07:21 (8)	1:18:19 (8)	1:31:35 (8)	1:37:15 (8)	5:40	
		11:11	10:44	10:23	2:50	9:13	12:47	10:58	13:16			
<b>9</b>	<b>1516</b>	<b>PLAT Jetze</b>	NED	10 JUN 1991	T54	<b>1:39:47</b>					12:08 SB	
	10:03 (5)	20:42 (8)	31:45 (8)	43:00 (9)	45:59 (9)	55:51 (9)	1:08:38 (9)	1:20:29 (9)	1:34:00 (9)	1:39:47 (9)	5:47	
		10:39	11:03	11:15	2:59	9:52	12:47	11:51	13:31			
<b>10</b>	<b>1181</b>	<b>SANCLEMENTE Francisco</b>	COL	21 APR 1988	T54	<b>1:46:27</b>					18:48	
	10:59 (11)	23:06 (10)	35:00 (11)	46:55 (10)	50:06 (10)	1:00:32 (10)	1:14:21 (10)	1:26:21 (10)	1:40:32 (10)	1:46:27 (10)	5:55	
		12:07	11:54	11:55	3:11	10:26	13:49	12:00	14:11			
<b>11</b>	<b>1722</b>	<b>SIEMANN Brian</b>	USA	7 OCT 1989	T53	<b>1:51:56</b>					24:17	
	12:13 (13)	25:15 (13)	37:48 (13)	50:23 (12)	53:34 (12)	1:03:56 (12)	1:18:34 (12)	1:31:02 (12)	1:45:51 (12)	1:51:56 (11)	6:05	
		13:02	12:33	12:35	3:11	10:22	14:38	12:28	14:49			
<b>12</b>	<b>1440</b>	<b>YOO Byunghoon</b>	KOR	30 JUN 1972	T53	<b>1:52:05</b>					24:26 SB	
	11:29 (12)	23:33 (12)	35:27 (12)	47:27 (11)	50:44 (11)	1:00:57 (11)	1:15:29 (11)	1:27:47 (11)	1:45:24 (11)	1:52:05 (12)	6:41	
		12:04	11:54	12:00	3:17	10:13	14:32	12:18	17:37			
	<b>1150</b>	<b>MA Zhuo</b>	CHN	14 DEC 1999	T54	<b>DNF</b>						
	10:14 (10)	23:07 (11)	34:59 (10)									
		12:53	11:52									

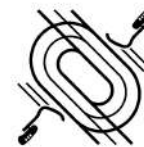


**Invalides**  
Invalides

**SUN 8 SEP 2024**  
Start Time 8:00

**Para Athletics**  
Para athlétisme  
**Men's Marathon - T54**  
Marathon Hommes - T54

**Final**  
Finale



## Race Analysis

Analyse de la course

Weather conditions	Temperature	Humidity	Heat stress indicator (WBGT)	Conditions
Start of race:	14°C	93%	14°C	Overcast
End of race:	15°C	87%	14°C	Overcast

**Note:**  
For DQ athletes intermediate results are not valid.

**Legend:**  
**DNF** Did Not Finish      **SB** Season Best





Results  
Résultats

<b>WORLD RECORD</b>	<b>2.16 TOWNSEND Roderick</b>	USA	Paris (FRA)	11 JUL 2023
<b>PARALYMPIC RECORD</b>	<b>2.15 TOWNSEND Roderick</b>	USA	Tokyo (JPN)	29 AUG 2021

Rank	Athlete Bib	Name	NPC Code	Date of Birth	Sport Class	1.45	1.50	1.55	1.60	1.65	1.70	1.75	1.80	Result
						1.84	1.88	1.92	1.95	1.98	2.00	2.02	2.04	
						2.06	2.08	2.12	2.17					
1	1723	TOWNSEND Roderick	USA	1 JUL 1992	T46	-	-	-	-	-	-	-	-	2.12 SB
						-	-	-	-	o	-	o	-	
						o	xo	o	xxx					
2	1351	NISHAD KUMAR	IND	3 OCT 1999	T47	-	-	-	-	-	-	-	-	2.04 SB
						-	-	-	o	-	o	-	o	
						-	xxx							
3	1539	MARGIEV Georgii	NPA	22 DEC 1994	T47	-	-	-	-	-	-	-	o	2.00 AR
						o	o	o	xo	o	xo	xxx		
4	1671	ILGAZ Abdullah	TUR	24 AUG 1998	T47	-	-	-	-	-	-	-	o	1.98 PB
						o	o	o	o	o	xxx			
5	1598	PITSO Khumo Neo	RSA	3 FEB 2005	T46	-	-	-	-	-	-	-	-	1.98 AR
						o	-	xo	xo	xxo	-	xxx		
6	1160	ZHAO Yalong	CHN	18 FEB 1997	T47	-	-	-	-	-	-	-	o	1.95 PB
						-	o	-	o	x-	xx			
7	1353	RAM PAL	IND	10 JUL 1989	T47	-	-	-	-	-	-	-	-	1.95 =PB
						o	o	xxo	xxo	xxx				
8	1251	DIPOKO-EWANE Alexandre	FRA	22 FEB 1996	T46	-	-	-	-	-	-	-	xo	1.92 =SB
						o	o	o	xxx					
9	1137	CHEN Hongjie	CHN	14 FEB 1990	T46	-	-	-	-	-	-	-	o	1.88 SB
						-	o	xxx						
10	1648	KANSA Ayao Severin	TOG	27 NOV 1997	T47	-	-	-	-	o	o	o	xo	1.88 PB
						xxo	xo	xxx						
11	1394	BENJAMIN Isaiah	ISV	27 SEP 2008	T46	-	o	o	o	o	xo	xxx		1.70 PB

Weather conditions

Start of the event:  
End of the event:

Temperature

27 °C  
25 °C

Humidity

53 %  
58 %

Conditions

Partly cloudy  
Few clouds

<b>Legend:</b>	<b>o</b> Valid trial	<b>x</b> Failed trial	<b>-</b> Passed trial	<b>=PB</b> Equal Personal Best
<b>=SB</b> Equal Season Best	<b>AR</b> Area Record	<b>PB</b> Personal Best	<b>SB</b> Season Best	



## Results Résultats

### T42 Records

<b>WORLD RECORD</b>	<b>1.96</b>	<b>BOLDT Arnold</b>	CAN	Arnhem (NED)	17 JUN 1980
<b>PARALYMPIC RECORD</b>	<b>1.86</b>	<b>THANGAVELU Mariyappan</b>	IND	Tokyo (JPN)	31 AUG 2021

### T63 Records

<b>WORLD RECORD</b>	<b>1.97</b>	<b>FRECH Ezra</b>	USA	Miramar (USA)	20 JUL 2024
<b>PARALYMPIC RECORD</b>	<b>1.88</b>	<b>GREWE Sam</b>	USA	Tokyo (JPN)	31 AUG 2021

Rank	Athlete Bib	Name	NPC Code	Date of Birth	Sport Class	1.67 1.96	1.72 1.98	1.77	1.81	1.85	1.88	1.91	1.94	Result
1	1705	FRECH Ezra	USA	11 MAY 2005	T63	-	-	o	o	xo	o	o	o	<b>1.94</b> PR
2	1347	KUMAR Sharad	IND	1 MAR 1992	T42	-	xxx							<b>1.88</b> PR,SB
3	1361	THANGAVELU Mariyappan	IND	28 JUN 1995	T42	-	-	o	o	o	xxx			<b>1.85</b>
4	1346	KUMAR Shailesh	IND	8 AUG 2000	T42	-	o	o	o	xo	xxx			<b>1.85</b> =PB
5	1214	ASTACIO Wagner	DOM	23 SEP 2003	T42	-	o	o	xo	xo	xxx			<b>1.85</b> SB
6	1169	BATIFI LOUMOU Yves Noe	CMR	28 DEC 2002	T42	o	o	o	xxx					<b>1.77</b> AR
7	1570	MAMCZARZ Lukasz	POL	14 JUN 1988	T42	o	xo	o	xxx					<b>1.77</b>
8	1708	GREWE Sam	USA	10 JUN 1998	T63	o	o	xxx						<b>1.72</b>

### Weather conditions

Start of the event:  
End of the event:

### Temperature

20 °C  
20 °C

### Humidity

64 %  
65 %

### Conditions

Overcast  
Overcast

<b>Legend:</b>	<b>o</b> Valid trial	<b>x</b> Failed trial	<b>-</b> Passed trial	<b>=PB</b> Equal Personal Best
<b>AR</b> Area Record	<b>PR</b> Paralympic Record	<b>SB</b> Season Best		



**Results**  
Résultats

**T44 Records**

<b>WORLD RECORD</b>	<b>2.19</b>	<b>LEPIATO Maciej</b>	POL	Rio de Janeiro (BRA)	12 SEP 2016
<b>PARALYMPIC RECORD</b>	<b>2.19</b>	<b>LEPIATO Maciej</b>	POL	Rio de Janeiro (BRA)	12 SEP 2016

**T64 Records**

<b>WORLD RECORD</b>	<b>2.11</b>	<b>SKIBA Jeff</b>	USA	Beijing (CHN)	14 SEP 2008
<b>PARALYMPIC RECORD</b>	<b>1.88</b>	<b>SUZUKI Toru</b>	JPN	Tokyo (JPN)	3 SEP 2021

Rank	Athlete Bib	Name	NPC Code	Date of Birth	Sport Class	1.80 2.08	1.85 2.10	1.89	1.93	1.97	2.00	2.03	2.06	Result
1	1352	PRAVEEN KUMAR	IND	15 MAY 2003	T44	-	-	o	o	o	o	o	o	<b>2.08</b> AR
2	1712	LOCCIDENT Derek	USA	13 JUL 1998	T64	-	o	xo	o	o	x-	x-	o	<b>2.06</b> PR,PB
3	1733	GIYAZOV Temurbek	UZB	15 MAR 1996	T44	o	o	-	o	o	o	xo	xxx	<b>2.03</b> PB
3	1568	LEPIATO Maciej	POL	18 AUG 1988	T44	-	-	o	-	o	o	xo	xxx	<b>2.03</b>
5	1269	BROOM-EDWARDS Jonathan	GBR	27 MAY 1988	T44	o	-	o	-	xx-	x			<b>1.89</b>
6	1518	AMON Abraham Okechukwu	NGR	18 AUG 2001	T44	xo	o	xxx						<b>1.85</b>

**Weather conditions**

Start of the event:  
End of the event:

**Temperature**

18 °C  
18 °C

**Humidity**

79 %  
79 %

**Conditions**

Few clouds  
Few clouds

<b>Legend:</b>	<b>o</b> Valid trial	<b>x</b> Failed trial	<b>-</b> Passed trial	<b>AR</b> Area Record
	<b>PB</b> Personal Best	<b>PR</b> Paralympic Record		



**Results**  
Résultats

<b>WORLD RECORD</b>	<b>6.73</b>	<b>GILLETTE Lex</b>	USA	Mesa (USA)	10 MAY 2014
<b>PARALYMPIC RECORD</b>	<b>6.67</b>	<b>RODRIGUEZ Jose</b>	ESP	Atlanta (USA)	18 AUG 1996

Start Time: 19:08      End Time: 21:34

Rank	Athlete Bib	Name	NPC Code	Date of Birth	Sport Class	1	2	3	4	5	6	Result Wind
1	1141	DI Dongdong	CHN	29 DEC 1993	T11	6.63 -0.5	6.51 -1.2	6.85 +0.4	x -1.0	6.59 -0.8	-	<b>6.85</b> WR +0.4
2	1138	CHEN Shichang	CHN	17 AUG 2000	T11	6.31 +0.4	6.29 -1.0	6.37 +0.4	6.50 -0.5	x -0.4	6.18 +0.5	<b>6.50</b> -0.5
3	1229	MUNAR MARTINEZ Joan	ESP	1 FEB 1996	T11	5.91 +0.6	5.75 -1.3	6.16 -0.5	6.03 -0.5	x +0.3	6.32 -0.2	<b>6.32</b> PB -0.2
4	1157	YE Tao	CHN	14 FEB 1998	T11	6.11 -0.8	5.96 -0.6	5.98 -1.0	x 0.0	6.17 -1.4	6.29 +0.3	<b>6.29</b> +0.3
5	1732	EGAMNAZAROV Urganchbek	UZB	21 APR 2000	T11	6.08 +0.8	5.33	x +0.7	5.73 +0.4	6.09 +0.2	x -0.4	<b>6.09</b> SB +0.2
6	1543	SHAVRIKOV Maksim	NPA	20 OCT 1998	T11	5.14 -0.8	5.01 -0.5	5.93 +1.2	5.79 -0.4	1.39 +0.4	5.33 -0.7	<b>5.93</b> +1.2

Starting order	1	2	3	4	5	6
Initial	1543	1141	1732	1157	1229	1138
After attempt 3	1543	1732	1157	1229	1138	1141
After attempt 5	1543	1732	1229	1157	1138	1141

**Weather conditions**

Start of the event:  
End of the event:

**Temperature**

18 °C  
18 °C

**Humidity**

97 %  
96 %

**Conditions**

Heavy rain  
Overcast

<b>Legend:</b>						
<b>x</b>	Failed trial	-	Passed trial	<b>PB</b>	Personal Best	<b>SB</b> Season Best
<b>WR</b>	World Record					



## Results

### Résultats

<b>WORLD RECORD</b>	<b>7.47</b>	<b>SALIEV Doniyor</b>	UZB	Paris (FRA)	12 JUL 2023
<b>PARALYMPIC RECORD</b>	<b>7.31</b>	<b>LANGENHOVEN Hilton</b>	RSA	Beijing (CHN)	13 SEP 2008

Start Time: 10:00      End Time: 11:02

Rank	Athlete Bib	Name	NPC Code	Date of Birth	Sport Class	1	2	3	4	5	6	Result Wind
1	1055	NAJAFZADE Said	AZE	14 JAN 1999	T12	7.08 +1.4	x +0.6	7.19 +0.4	7.20 -0.5	7.27 +0.4	7.09 +0.2	<b>7.27</b> +0.4
2	1740	SALIEV Doniyor	UZB	4 JUL 1994	T12	7.04 +0.1	7.05 -0.8	7.16 -1.0	7.06 +0.3	6.96 -0.2	6.91 +0.8	<b>7.16</b> SB -1.0
3	1025	VAZQUEZ Fernando	ARG	20 DEC 1999	T12	6.61 +0.5	6.73 +0.4	6.66 0.0	6.53 +0.8	6.71 0.0	6.88 +0.3	<b>6.88</b> +0.3
4	1477	WONG Kar Gee	MAS	18 MAR 1991	T12	6.85 -0.1	6.61 -1.3	6.55 +0.3	x -0.2	6.75 0.0	6.78 -0.3	<b>6.85</b> -0.1
5	1409	ISHIYAMA Daiki	JPN	5 APR 2000	T12	x -0.7	6.53 +0.6	6.75 -1.0	6.62 -1.6	6.60 -1.3	6.74 -0.4	<b>6.75</b> -1.0
6	1304	WALSER Andreas	GER	9 JAN 1996	T12	6.43 -1.3	6.59 +0.2	6.21 -0.4	6.73 0.0	6.65 +0.4	6.60 -0.8	<b>6.73</b> SB 0.0

Starting order	1	2	3	4	5	6
Initial	1409	1055	1304	1025	1477	1740
After attempt 3	1304	1025	1409	1477	1740	1055
After attempt 5	1304	1025	1409	1477	1740	1055

#### Weather conditions

Start of the event:  
End of the event:

#### Temperature

21 °C  
22 °C

#### Humidity

81 %  
73 %

#### Conditions

Sunny  
Few clouds

#### Legend:

x Failed trial      SB Season Best



**Results**  
Résultats

<b>WORLD RECORD</b>	<b>7.66</b>	<b>GUTIERREZ RIVERO Luis Felipe</b>	CUB	Guadalajara (MEX)	18 NOV 2011
<b>PARALYMPIC RECORD</b>	<b>7.54</b>	<b>GUTIERREZ RIVERO Luis Felipe</b>	CUB	London (GBR)	1 SEP 2012

Start Time: 9:59      End Time: 11:21

Rank	Athlete Bib	Name	NPC Code	Date of Birth	Sport Class	1	2	3	4	5	6	Result	Wind
1	1053	ASLANOV Orkhan	AZE	24 MAR 1995	T13	7.18 0.0	7.29 +0.2	x +0.5	7.28 -0.9	7.11 +0.5	7.22 0.0	<b>7.29</b> SB	+0.2
2	1710	JEAN-PAUL Isaac	USA	4 FEB 1993	T13	7.20 +0.1	x +0.1	x -0.5	6.94 -0.7	6.96 -0.3	6.87 +0.3	<b>7.20</b> SB	+0.1
3	1072	ANDRADE dos REIS P	BRA	3 JUL 1998	T13	6.66 -0.1	6.95 +0.5	6.59 -0.7	7.20 -0.2	6.92 -0.8	x +0.1	<b>7.20</b> PB	-0.2
4	1281	SKINNER Zak	GBR	16 OCT 1998	T13	6.83 -0.2	x -0.2	6.77 -0.5	x -0.4	6.50 -0.4	x -0.5	<b>6.83</b>	-0.2
5	1225	CANO BLANCO Ivan Jose	ESP	7 MAY 1995	T13	6.28 -0.1	6.76 -0.4	x +0.1	6.64 -0.6	x -0.4	6.35 -1.0	<b>6.76</b>	-0.4
6	1731	AKHMEDOV Doniyorjon	UZB	29 NOV 1994	T13	6.42 +0.2	6.45 +0.1	6.37 -0.2	6.62 -0.4	4.96 -0.2	6.51 -0.6	<b>6.62</b> SB	-0.4
7	1406	FUKUNAGA Ryota	JPN	28 SEP 1998	T13	x 0.0	6.12 +0.6	6.29 0.0	6.35 0.0	6.47 -0.3	6.55 -0.8	<b>6.55</b> SB	-0.8
8	1227	IKHIUWU SMITH WA	ESP	26 JUL 2002	T13	x +0.1	5.85 -0.3	x +0.9	5.80 -0.1	5.61 -0.7	5.98 -0.6	<b>5.98</b>	-0.6
	1520	SVERD Vegard Dragsund	NOR	1 JUN 1999	T13	x -0.2	x -0.1	x 0.0				<b>NM</b>	
	1449	THEPTHIDA Ken	LAO	29 NOV 1999	T13	x 0.0	x +0.1	x -0.6				<b>NM</b>	

Starting order	1	2	3	4	5	6	7	8	9	10
Initial	1227	1053	1449	1710	1731	1281	1520	1225	1406	1072
After attempt 3	1227	1406	1731	1225	1281	1072	1710	1053		
After attempt 5	1227	1406	1731	1225	1281	1072	1710	1053		

**Weather conditions**

Start of the event:  
End of the event:

**Temperature**

17 °C  
17 °C

**Humidity**

98 %  
98 %

**Conditions**

Overcast  
Overcast

<b>Legend:</b>	<b>x</b> Failed trial	<b>NM</b> No Mark	<b>PB</b> Personal Best	<b>SB</b> Season Best
----------------	-----------------------	-------------------	-------------------------	-----------------------





**Results**  
Résultats

<b>WORLD RECORD</b>	<b>7.64</b>	<b>ROMLY Abdul Latif</b>	MAS	Jakarta (INA)	9 OCT 2018
<b>PARALYMPIC RECORD</b>	<b>7.60</b>	<b>ROMLY Abdul Latif</b>	MAS	Rio de Janeiro (BRA)	11 SEP 2016

Start Time: 19:19      End Time: 20:58

Rank	Athlete Bib	Name	NPC Code	Date of Birth	Sport Class	1	2	3	4	5	6	Result Wind
1	1529	IAKUSHEV Matvei	NPA	16 OCT 2003	T20	7.10 -0.6	7.22 -0.2	7.23 -0.6	7.28 +0.1	x -0.3	7.51 +0.7	<b>7.51</b> AR
2	1476	ROMLY Abdul Latif	MAS	31 MAR 1997	T20	7.22 +0.1	7.43 +0.1	7.45 +0.1	x +0.1	x -0.4	x -0.6	<b>7.45</b> SB
3	1180	OBANDO ASPRILLA JS	COL	25 MAR 2001	T20	6.99 +0.7	7.38 +1.2	7.15 +0.4	7.24 +0.3	7.26 +0.5	x -0.2	<b>7.38</b> AR
4	1445	DAWSHI Hassan	KSA	6 JUN 1991	T20	7.27 +0.1	6.63 -1.2	7.31 -0.9	7.14 -0.3	7.06 -0.2	7.13 -0.2	<b>7.31</b> PB
5	1126	VUCSICS Noah	CAN	25 JUN 2000	T20	6.99 -0.5	7.15 +0.3	5.18 -0.2	6.87 -0.5	6.92 +0.1	6.96 -0.2	<b>7.15</b>
6	1038	HUM Nicholas	AUS	29 JAN 1993	T20	6.91 -0.7	6.94 -0.2	6.97 -0.3	x +0.5	6.87 -1.0	x -0.2	<b>6.97</b> SB
7	1315	PRODRMOU Athanasios	GRE	3 FEB 1994	T20	6.68 -0.8	6.95 +0.7	x 0.0	6.85 -0.7	6.85 +0.3	6.85 -0.1	<b>6.95</b>
8	1218	CHALA ESPINOZA RC	ECU	14 JUL 1998	T20	6.89 -0.7	6.85 0.0	6.92 -0.5	x 0.0	6.80 -0.1	x -0.8	<b>6.92</b>
9	1077	CEZAR NETO Paulo	BRA	22 JUL 1997	T20	6.60 -0.1	6.41 +0.1	6.13 -0.4				<b>6.60</b>
10	1504	CAPDOR Eddy	MRI	25 SEP 1999	T20	6.21 -0.3	5.76 +0.5	6.21 +0.2				<b>6.21</b>
11	1403	THOMAS Theodor Rahjane	JAM	11 DEC 2007	T20	x -0.5	6.01 +1.1	x -0.2				<b>6.01</b> PB

Starting order	1	2	3	4	5	6	7	8	9	10	11
Initial	1315	1445	1077	1218	1504	1529	1038	1126	1403	1476	1180
After attempt 3	1218	1315	1038	1126	1529	1445	1180	1476			
After attempt 5	1218	1315	1038	1126	1529	1445	1180	1476			

**Weather conditions**

Start of the event:  
End of the event:

**Temperature**

20 °C  
20 °C

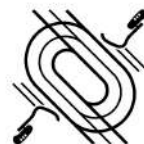
**Humidity**

84 %  
83 %

**Conditions**

Sunny intervals  
Overcast

<b>Legend:</b>	<b>x</b> Failed trial	<b>AR</b> Area Record	<b>PB</b> Personal Best	<b>SB</b> Season Best
----------------	-----------------------	-----------------------	-------------------------	-----------------------



Results  
Résultats

<b>WORLD RECORD</b>	<b>6.05</b>	<b>TORSUNOV Evgenii</b>	NPA	Yekaterinburg (RUS)	5 JUN 2024
<b>PARALYMPIC RECORD</b>	<b>5.76</b>	<b>TORSUNOV Evgenii</b>	RPC	Tokyo (JPN)	30 AUG 2021

Start Time: 19:14      End Time: 20:41

Rank	Athlete Bib	Name	NPC Code	Date of Birth	Sport Class	1	2	3	4	5	6	Result Wind
1	1547	TORSUNOV Evgenii	NPA	30 AUG 1990	T36	5.61 +0.6	5.76 -0.1	5.48 +0.5	5.63 +0.7	5.61 +0.4	5.83 +0.3	<b>5.83</b> PR
2	1071	ALMEIDA RAMOS Aser Mateus	BRA	23 JUN 1991	T36	5.70 -0.4	5.76 +0.2	5.24 -0.7	x +0.4	x +1.2	x +0.4	<b>5.76</b> +0.2
3	1682	LYTVYNENKO Oleksandr	UKR	4 FEB 1990	T36	5.76 -0.7	5.49 +0.6	5.46 -0.6	5.56 -0.2	5.52 +0.5	5.54 -0.2	<b>5.76</b> PB -0.7
4	1555	STEDMAN William	NZL	5 DEC 1999	T36	x +0.3	5.63 +0.4	5.74 +0.5	5.47 +1.3	5.69 +0.4	x 0.0	<b>5.74</b> +0.5
5	1156	YANG Yifei	CHN	11 OCT 1991	T36	5.49 0.0	5.63 +0.2	5.05 -0.2	5.64 -0.3	5.47 +0.1	5.56 0.0	<b>5.64</b> SB -0.3
6	1100	PARREIRA da SILVA Rodrigo	BRA	9 SEP 1994	T36	5.37 -0.1	5.54 -0.7	5.51 -0.9	5.60 +0.2	x +0.1	4.36 0.0	<b>5.60</b> +0.2
7	1685	PAVLYK Roman	UKR	1 DEC 1983	T36	5.45 0.0	5.46 +0.2	5.48 +0.2	5.26 +0.3	5.53 +1.3	5.59 +0.1	<b>5.59</b> SB +0.1
8	1742	TURGUNOV Izzat	UZB	7 OCT 1995	T36	x -1.0	5.43 -0.2	5.55 -0.6	5.34 -0.9	5.27 -1.0	5.58 +0.6	<b>5.58</b> SB +0.6
9	1023	MARKIEVICHE Sergio	ARG	15 FEB 2003	T36	5.08 +0.1	x +0.2	5.11 +0.3				<b>5.11</b> +0.3

Starting order	1	2	3	4	5	6	7	8	9
Initial	1547	1023	1156	1682	1100	1742	1071	1685	1555
After attempt 3	1685	1100	1742	1156	1555	1682	1547	1071	
After attempt 5	1685	1742	1100	1156	1555	1682	1547	1071	

Weather conditions

Start of the event:  
End of the event:

Temperature

24 °C  
23 °C

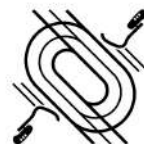
Humidity

61 %  
58 %

Conditions

Overcast  
Overcast

<b>Legend:</b>	<b>x</b> Failed trial	<b>PB</b> Personal Best	<b>PR</b> Paralympic Record	<b>SB</b> Season Best
----------------	-----------------------	-------------------------	-----------------------------	-----------------------



Results  
Résultats

<b>WORLD RECORD</b>	<b>6.77</b>	<b>SHANG Guangxu</b>	CHN	Rio de Janeiro (BRA)	13 SEP 2016
<b>PARALYMPIC RECORD</b>	<b>6.77</b>	<b>SHANG Guangxu</b>	CHN	Rio de Janeiro (BRA)	13 SEP 2016

Start Time: 18:59      End Time: 20:31

Rank	Athlete Bib	Name	NPC Code	Date of Birth	Sport Class	1	2	3	4	5	6	Result Wind
1	1022	IMPELLIZZERI Brian Lionel	ARG	30 JUL 1998	T37	5.93 +0.1	6.42 +0.1	6.37 -0.2	6.40 0.0	6.16 -0.1	x -0.2	<b>6.42</b> +0.1
2	1436	OPIYO Samson	KEN	13 APR 1996	T37	x +0.1	5.83 -0.1	5.88 -0.2	6.20 +0.3	5.67 +0.5	6.15 -0.1	<b>6.20</b> AR +0.3
3	1086	EVANGELISTA CARDO.	BRA	15 FEB 1994	T37	5.77 0.0	6.20 +1.4	6.01 +0.2	5.90 -0.1	x +0.1	5.86 -0.1	<b>6.20</b> SB +1.4
4	1379	OLFATNIA Ali	IRI	31 OCT 1991	T37	6.04 +0.1	5.97 +0.6	5.86 0.0	5.73 -0.3	5.72 0.0	x -0.5	<b>6.04</b> +0.1
5	1474	NASRI Muhammad Nazmi	MAS	14 JAN 2003	T37	5.77 -0.1	6.00 +0.1	x -0.1	5.79 -0.1	5.90 0.0	5.83 +0.3	<b>6.00</b> +0.1
6	1691	ZAHREBELNYI Vladyslav	UKR	28 NOV 1991	T37	5.68 +0.6	5.96 -0.6	5.59 -0.2	5.91 +0.1	5.80 +0.5	5.84 -0.4	<b>5.96</b> SB -0.6
7	1207	PENTARAS Viktoras	CYP	11 MAY 2000	T37	5.88 +0.9	5.72 +0.2	5.46 -0.2	5.64 0.0	5.64 -0.4	5.72 -0.2	<b>5.88</b> +0.9
8	1183	SUAREZ CARDONA Yeferson	COL	16 FEB 2002	T37	5.60 -0.2	5.71 +0.1	5.55 +0.2	5.26 -0.2	x +0.1	5.49 -0.2	<b>5.71</b> PB +0.1
9	1249	BERTRAND Valentin	FRA	28 JUL 1995	T37	4.39 -0.6	5.15 +0.2	5.02 -0.8				<b>5.15</b> +0.2

Starting order	1	2	3	4	5	6	7	8	9
Initial	1207	1022	1691	1436	1379	1183	1474	1086	1249
After attempt 3	1183	1207	1436	1691	1474	1379	1086	1022	
After attempt 5	1183	1207	1691	1474	1379	1436	1086	1022	

Weather conditions

Start of the event:  
End of the event:

Temperature

21 °C  
20 °C

Humidity

58 %  
64 %

Conditions

Partly cloudy  
Overcast

<b>Legend:</b>	<b>x</b> Failed trial	<b>AR</b> Area Record	<b>PB</b> Personal Best	<b>SB</b> Season Best
----------------	-----------------------	-----------------------	-------------------------	-----------------------



## Results Résultats

### T38 Records

<b>WORLD RECORD</b>	7.31	<b>ZHU Dening</b>	CHN	Tokyo (JPN)	1 SEP 2021
<b>PARALYMPIC RECORD</b>	7.31	<b>ZHU Dening</b>	CHN	Tokyo (JPN)	1 SEP 2021

Start Time: 11:56

End Time: 13:08

Rank	Athlete Bib	Name	NPC Code	Date of Birth	Sport Class	1	2	3	4	5	6	Result Wind
1	1533	<b>KHINCHAGOV Khetag</b>	NPA	13 JUL 1997	T38	6.31 +0.7	5.99 -0.2	6.13 +0.3	6.52 -0.1	6.32 +0.1	6.09 +0.4	<b>6.52</b> =SB -0.1
2	1161	<b>ZHONG Huanghao</b>	CHN	14 SEP 1998	T38	x +0.5	6.50 +0.7	6.00 +0.5	6.14 +0.4	x +0.6	6.36 +0.9	<b>6.50</b> +0.7
3	1175	<b>LEMONS RIVAS Jose Gregorio</b>	COL	4 JUN 1991	T38	5.94 -0.8	6.28 -0.4	6.20 -0.4	6.24 -0.6	5.92 +0.5	6.40 +0.1	<b>6.40</b> SB +0.1
4	1270	<b>CHAN Karim</b>	GBR	18 OCT 2000	T38	x +0.4	6.32 +0.4	x +0.5	6.16 +0.5	6.19 +0.1	6.39 +0.2	<b>6.39</b> +0.2
5	1714	<b>MAYHUGH Nick</b>	USA	27 FEB 1996	T38	5.75 -0.8	5.86 +0.4	5.87 -1.1	5.94 +1.4	6.12 +1.1	6.32 +1.2	<b>6.32</b> PB +1.2
6	1715	<b>MEDRANO Ryan</b>	USA	26 AUG 1997	T38	5.82 +1.2	x +0.6	6.23 -0.4	5.82 -0.8	6.21 +0.6	5.76 +0.7	<b>6.23</b> PB -0.4
7	1653	<b>CHIDA Mohamed Farhat</b>	TUN	11 SEP 1982	T38	6.00 +0.4	5.87 -0.2	5.83 0.0	5.58 +0.6	5.67 +0.3	5.69 +0.8	<b>6.00</b> +0.4
8	1162	<b>ZHOU Peng</b>	CHN	30 MAY 1999	T38	5.64 -0.6	5.43 -0.1	5.77 -0.8	x +0.6	5.51 +1.0	5.46 +0.9	<b>5.77</b> -0.8

Starting order	1	2	3	4	5	6	7	8
Initial	1175	1162	1714	1270	1715	1533	1653	1161
After attempt 3	1162	1714	1653	1715	1175	1533	1270	1161
After attempt 5	1162	1653	1714	1715	1175	1270	1161	1533

### Weather conditions

Start of the event:  
End of the event:

### Temperature

19 °C  
19 °C

### Humidity

73 %  
73 %

### Conditions

Overcast  
Overcast

### Legend:

x Failed trial      =SB Equal Season Best      PB Personal Best      SB Season Best



## Results

### Résultats

<b>WORLD RECORD</b>	<b>7.84</b>	<b>SOL CERVANTES Robiel Yankiel</b>	CUB	Xalapa (MEX)	7 APR 2024
<b>PARALYMPIC RECORD</b>	<b>7.46</b>	<b>SOL CERVANTES Robiel Yankiel</b>	CUB	Tokyo (JPN)	31 AUG 2021

Start Time: 9:59

End Time: 11:11

Rank	Athlete Bib	Name	NPC Code	Date of Birth	Sport Class	1	2	3	4	5	6	Result Wind
1	1204	SOL CERVANTES Robiel Yankiel	CUB	1 MAY 2003	T46	7.25 -0.1	x -1.2	6.44 -1.5	7.41 -1.2	x -0.4	7.22 -0.7	<b>7.41</b> -1.2
2	1152	WANG Hao	CHN	1 JUN 1995	T46	7.10 +0.2	7.19 +0.6	7.32 -0.2	7.23 +0.2	7.24 -0.6	7.08 -0.9	<b>7.32</b> SB -0.2
3	1537	KOTUKOV Nikita	NPA	5 MAY 1999	T47	6.69 -0.1	6.78 -0.1	7.05 +0.5	6.98 +0.9	6.74 -0.6	x -0.4	<b>7.05</b> +0.5
4	1723	TOWNSEND Roderick	USA	1 JUL 1992	T46	6.89 +0.6	6.50 -0.5	6.61 +0.4	x +0.2	6.24 -0.9	6.46 -0.3	<b>6.89</b> +0.6
5	1248	ASSOUMANI Arnaud	FRA	4 SEP 1985	T47	6.71 +0.3	x +0.2	6.63 -0.1	6.66 -0.8	x +0.6	6.77 -1.4	<b>6.77</b> -1.4
6	1222	SHABIB MAHMOUD AY	EGY	21 APR 1999	T46	6.13 -0.4	6.11 +1.3	6.08 -1.2	5.92 +0.9	6.04 -1.2	6.25 -0.4	<b>6.25</b> -0.4
7	1327	SYLLA Yamoussa	GUI	27 OCT 2004	T47	5.70 -0.1	5.61 -0.5	5.16 -1.8	5.14 -0.3	r		<b>5.70</b> -0.1
	1455	KOLLIE Jutomu	LBR	2 JUN 1999	T46							<b>DNS</b>

Starting order	1	2	3	4	5	6	7	8
Initial	1248	1537	1327	1723	1152	1222	1455	1204
After attempt 3	1327	1222	1248	1723	1537	1204	1152	
After attempt 5	1222	1248	1723	1537	1152	1204		

#### Weather conditions

Start of the event:  
End of the event:

#### Temperature

20 °C  
20 °C

#### Humidity

93 %  
94 %

#### Conditions

Light rain  
Drizzle

<b>Legend:</b>	<b>x</b> Failed trial	<b>DNS</b> Did Not Start	<b>r</b> Retired	<b>SB</b> Season Best
----------------	-----------------------	--------------------------	------------------	-----------------------



**Results**  
Résultats

**T42 Records**

<b>WORLD RECORD</b>	<b>5.67</b>	<b>Partin</b>	INA	Nakhon Ratchasima (Korat) (THA)	7 DEC 2023
<b>PARALYMPIC RECORD</b>		<b>vacant</b>			

**T63 Records**

<b>WORLD RECORD</b>	<b>7.67</b>	<b>de JONG Joel</b>	NED	Leverkusen (GER)	6 JUL 2024
<b>PARALYMPIC RECORD</b>	<b>7.12</b>	<b>SCHAEFER Leon</b>	GER	Tokyo (JPN)	28 AUG 2021

Start Time: 20:41      End Time: 21:44

Rank	Athlete Bib	Name	NPC Code	Date of Birth	Sport Class	1	2	3	4	5	6	Result Wind
1	1513	de JONG Joel	NED	17 JAN 2002	T63	x +0.8	7.42 +0.9	x +1.0	x +0.6	7.49 +0.3	7.68 +0.5	<b>7.68</b> WR +0.5
2	1213	WAGNER Daniel	DEN	3 JUN 1993	T63	7.39 +0.7	7.33 +0.7	x +0.5	x +0.1	7.23 +0.3	x +0.5	<b>7.39</b> PB +0.7
3	1515	MBUYAMBA Noah	NED	11 SEP 1998	T63	x +0.6	7.01 +0.7	x +0.6	x +0.1	6.53 +0.5	6.65 +0.5	<b>7.01</b> PB 0.0
4	1302	SCHAEFER Leon	GER	13 JUN 1997	T63	6.43 +0.9	5.86 +0.5	6.93 +0.8	6.75 +0.1	5.42 +0.5	6.91 +0.5	<b>6.93</b> +0.8
5	1705	FRECH Ezra	USA	11 MAY 2005	T63	6.52 +0.7	6.58 +0.9	x +1.0	x +0.3	x +0.3	x +0.6	<b>6.58</b> +0.9
6	1594	MABOTE Puseletso Michael	RSA	17 APR 2005	T63	x +0.5	x +0.7	6.44 +0.2	x 0.0	x +0.7	x +0.2	<b>6.44</b> AR +0.2
7	1214	ASTACIO Wagner	DOM	23 SEP 2003	T42	3.90 +0.9	x +0.7	r				<b>3.90</b> PR +0.9

Starting order	1	2	3	4	5	6	7
Initial	1302	1705	1513	1213	1214	1515	1594
After attempt 3	1594	1705	1302	1515	1213	1513	
After attempt 5	1594	1705	1302	1515	1213	1513	

**Weather conditions**

Start of the event:  
End of the event:

**Temperature**

23 °C  
23 °C

**Humidity**

84 %  
83 %

**Conditions**

Partly cloudy  
Overcast

<b>Legend:</b>	<b>x</b> Failed trial	<b>AR</b> Area Record	<b>PB</b> Personal Best	<b>PR</b> Paralympic Record
	<b>r</b> Retired	<b>WR</b> World Record		



## Results Résultats

### T44 Records

<b>WORLD RECORD</b>	<b>7.07</b>	<b>MHLONGO Mpumelelo</b>	RSA	Dubai (UAE)	13 NOV 2019
<b>PARALYMPIC RECORD</b>	<b>6.80</b>	<b>MHLONGO Mpumelelo</b>	RSA	Tokyo (JPN)	1 SEP 2021

### T62 Records

<b>WORLD RECORD</b>	<b>7.23</b>	<b>MALAKOPOULOS Stylianos</b>	GRE	Bremen (GER)	18 MAY 2023
<b>PARALYMPIC RECORD</b>	<b>7.04</b>	<b>MALAKOPOULOS Stylianos</b>	GRE	Tokyo (JPN)	1 SEP 2021

### T64 Records

<b>WORLD RECORD</b>	<b>8.72</b>	<b>REHM Markus</b>	GER	Rhede (GER)	25 JUN 2023
<b>PARALYMPIC RECORD</b>	<b>8.21</b>	<b>REHM Markus</b>	GER	Rio de Janeiro (BRA)	17 SEP 2016

Start Time: 20:30

End Time: 21:53

Rank	Athlete Bib	Name	NPC Code	Date of Birth	Sport Class	1	2	3	4	5	6	Result Wind
1	1301	REHM Markus	GER	22 AUG 1988	T64	7.83 +0.2	8.04 -0.1	7.78 -0.3	8.04 +0.2	8.13 +0.7	7.59 -0.1	<b>8.13</b> +0.7
2	1712	LOCCIDENT Derek	USA	13 JUL 1998	T64	7.57 0.0	7.79 0.0	7.41 -0.5	7.37 -0.2	7.76 -0.2	x -0.4	<b>7.79</b> 0.0
3	1724	WALLACE Jarryd	USA	15 MAY 1990	T64	7.17 +0.1	x +0.3	7.21 -0.2	x -0.1	7.49 -0.3	7.27 -0.2	<b>7.49</b> -0.3
4	1258	PAVADE Dimitri	FRA	14 AUG 1989	T64	7.43 +0.2	6.74 -0.7	7.04 -0.2	x -0.1	x -0.1	x +0.3	<b>7.43</b> +0.2
5	1596	MHLONGO Mpumelelo	RSA	22 MAR 1994	T44	6.89 +0.5	7.04 -0.2	6.86 -0.3	6.92 +0.3	7.12 +0.3	6.85 0.0	<b>7.12</b> WR +0.3
6	1294	BODELIER Noah	GER	29 SEP 2003	T64	4.56 +0.8	6.75 +0.1	6.47 -0.2	6.95 -0.1	6.68 +0.3	6.98 +0.5	<b>6.98</b> +0.5
7	1312	MALAKOPOULOS Stylianos	GRE	13 SEP 1996	T62	6.62 +0.2	6.14 +0.4	6.67 +0.1	6.64 -0.2	6.49 0.0	6.81 +0.4	<b>6.81</b> +0.4
8	1397	CICCHETTI Marco	ITA	11 APR 1999	T44	6.55 +0.4	6.29 +0.1	6.62 -0.3	6.56 -0.4	x 0.0	6.63 +0.2	<b>6.63</b> +0.2
9	1717	MERRILL Trenten	USA	18 MAY 1990	T64	x +0.5	6.26 -0.8	6.41 +0.1				<b>6.41</b> +0.1

Starting order	1	2	3	4	5	6	7	8	9
Initial	1724	1312	1301	1712	1294	1397	1258	1717	1596
After attempt 3	1397	1312	1294	1596	1724	1258	1712	1301	
After attempt 5	1397	1312	1294	1596	1258	1724	1712	1301	

### Weather conditions

Start of the event:  
End of the event:

### Temperature

19 °C  
18 °C

### Humidity

60 %  
68 %

### Conditions

Few clouds  
Overcast

### Legend:

x Failed trial      WR World Record



## Results

### Résultats

<b>WORLD RECORD</b>	<b>15.26</b>	<b>CASINOS SIERRA David</b>	ESP	Sydney (AUS)	20 OCT 2000
<b>PARALYMPIC RECORD</b>	<b>15.26</b>	<b>CASINOS SIERRA David</b>	ESP	Sydney (AUS)	20 OCT 2000

Start Time: 20:36

End Time: 21:43

Rank	Athlete Bib	Name	NPC Code	Date of Birth	Sport Class	1	2	3	4	5	6	Result
1	1368	ALIPOUR DARBEID Amirhossein	IRI	2 MAR 2002	F11	13.94	14.71	14.46	14.46	14.78	14.72	<b>14.78</b> AR
2	1378	OLAD Mahdi	IRI	1 APR 1986	F11	13.52	13.89	13.51	12.02	13.59	13.83	<b>13.89</b> SB
3	1226	del AMO CANO Alvaro	ESP	20 JAN 1990	F11	x	12.00	x	13.33	13.38	x	<b>13.38</b> PB
4	1521	BASKAKOV Igor	NPA	22 AUG 1981	F11	12.36	13.12	12.72	13.19	13.29	13.03	<b>13.29</b>
5	1078	da SILVA Alessandro Rodrigo	BRA	28 AUG 1984	F11	12.07	12.86	x	x	x	11.63	<b>12.86</b> SB
6	1200	VUCIC Miljenko	CRO	6 OCT 1981	F11	x	12.09	12.33	11.93	12.27	11.46	<b>12.33</b>
7	1402	TAPIA Oney	ITA	27 FEB 1976	F11	x	11.64	x	x	x	12.12	<b>12.12</b>
8	1438	TIMEON Ongiou	KIR	8 JUL 1989	F11	x	6.46	6.29	6.17	x	5.84	<b>6.46</b>

Starting order	1	2	3	4	5	6	7	8
Initial	1368	1438	1078	1226	1200	1378	1402	1521
After attempt 3	1438	1402	1226	1200	1078	1521	1378	1368
After attempt 5	1438	1402	1200	1078	1521	1226	1378	1368

#### Weather conditions

Start of the event:  
End of the event:

#### Temperature

23 °C  
23 °C

#### Humidity

58 %  
58 %

#### Conditions

Overcast  
Overcast

<b>Legend:</b>	<b>x</b> Failed trial	<b>AR</b> Area Record	<b>PB</b> Personal Best	<b>SB</b> Season Best
----------------	-----------------------	-----------------------	-------------------------	-----------------------





## Results

### Résultats

<b>WORLD RECORD</b>	<b>17.04</b>	<b>LOPEZ GONZALEZ Kim</b>	ESP	Tokyo (JPN)	28 AUG 2021
<b>PARALYMPIC RECORD</b>	<b>17.04</b>	<b>LOPEZ GONZALEZ Kim</b>	ESP	Tokyo (JPN)	28 AUG 2021

Start Time: 10:04

End Time: 11:14

Rank	Athlete Bib	Name	NPC Code	Date of Birth	Sport Class	1	2	3	4	5	6	Result
1	1741	SULTONOV Elbek	UZB	31 DEC 1995	F12	15.19	x	15.88	16.45	16.02	x	<b>16.45</b> PB
2	1686	PONOMARENKO Volodymyr	UKR	22 OCT 1992	F12	x	x	12.70	16.12	16.01	x	<b>16.12</b> PB
3	1679	DANYLIUK Roman	UKR	7 MAR 1993	F12	14.41	15.17	15.18	16.11	15.54	15.56	<b>16.11</b> SB
4	1228	LOPEZ GONZALEZ Kim	ESP	4 JAN 1989	F12	14.93	x	15.60	15.51	x	15.15	<b>15.60</b> SB
5	1451	DZILNA Emils	LAT	14 JUN 2000	F12	14.76	15.00	15.18	15.60	15.37	15.13	<b>15.60</b> PB
6	1607	DIMITRIJEVIC Stefan	SRB	8 JUL 1989	F12	13.64	13.48	14.15	14.60	13.51	13.04	<b>14.60</b> PB
7	1591	BLOM Hermanus	RSA	21 JUL 1986	F12	x	x	11.60	x	13.16	x	<b>13.16</b> AR
8	1224	CABRERA LLACER Hector	ESP	9 MAR 1994	F12	11.96	12.92	11.64	12.18	11.22	11.91	<b>12.92</b> SB

Starting order	1	2	3	4	5	6	7	8
Initial	1686	1741	1591	1679	1224	1451	1607	1228
After attempt 3	1591	1686	1224	1607	1451	1679	1228	1741
After attempt 5	1224	1591	1607	1451	1228	1679	1686	1741

**Weather conditions**

Start of the event:  
End of the event:

**Temperature**

17 °C  
17 °C

**Humidity**

92 %  
90 %

**Conditions**

Overcast  
Overcast

<b>Legend:</b>	<b>x</b> Failed trial	<b>AR</b> Area Record	<b>PB</b> Personal Best	<b>SB</b> Season Best
----------------	-----------------------	-----------------------	-------------------------	-----------------------



## Results

### Résultats

<b>WORLD RECORD</b>	<b>17.57</b>	<b>KOVAL Maksym</b>	UKR	Paris (FRA)	13 JUL 2023
<b>PARALYMPIC RECORD</b>	<b>17.34</b>	<b>KOVAL Maksym</b>	UKR	Tokyo (JPN)	31 AUG 2021

Start Time: 19:03

End Time: 20:03

Rank	Athlete Bib	Name	NPC Code	Date of Birth	Sport Class	1	2	3	4	5	6	Result
1	1690	YAROVYI Oleksandr	UKR	27 JUN 1999	F20	16.86	17.11	17.60	17.61	16.89	17.56	<b>17.61</b> WR
2	1478	ZOLKEFLI Muhammad Ziyad	MAS	15 MAR 1990	F20	16.75	16.66	17.18	16.79	17.00	16.86	<b>17.18</b>
3	1681	KOVAL Maksym	UKR	26 DEC 1996	F20	x	16.99	16.77	x	x	x	<b>16.99</b>
4	1257	MEISSONNIER Soane Luka	FRA	7 JUL 2003	F20	15.23	15.64	16.42	16.06	15.94	15.50	<b>16.42</b>
5	1670	ATICI Muhammet	TUR	22 JUL 2002	F20	x	15.56	16.04	15.33	15.48	16.09	<b>16.09</b> PB
6	1219	CONGO VILLALBA Jordi Patricio	ECU	1 NOV 1996	F20	14.57	15.61	16.01	15.63	x	15.14	<b>16.01</b> SB
7	1313	NIKOLAIDIS Efstratios	GRE	19 SEP 1985	F20	x	15.27	15.66	15.13	x	15.30	<b>15.66</b> SB
8	1330	SZOLLOSI Istvan	HUN	3 OCT 1995	F20	13.91	13.91	14.05	x	x	13.79	<b>14.05</b>

Starting order	1	2	3	4	5	6	7	8
Initial	1690	1670	1257	1330	1219	1478	1313	1681
After attempt 3	1330	1313	1219	1670	1257	1681	1478	1690
After attempt 5	1330	1313	1219	1670	1257	1681	1478	1690

#### Weather conditions

Start of the event:  
End of the event:

#### Temperature

21 °C  
21 °C

#### Humidity

62 %  
62 %

#### Conditions

Overcast  
Overcast

<b>Legend:</b>	<b>x</b> Failed trial	<b>PB</b> Personal Best	<b>SB</b> Season Best	<b>WR</b> World Record
----------------	-----------------------	-------------------------	-----------------------	------------------------



**Results**  
Résultats

<b>WORLD RECORD</b>	<b>13.01</b>	<b>LIU Li</b>	CHN	Paris (FRA)	13 JUL 2023
<b>PARALYMPIC RECORD</b>	<b>12.97</b>	<b>LIU Li</b>	CHN	Tokyo (JPN)	31 AUG 2021

Start Time: 19:15      End Time: 21:07

Rank	Athlete Bib	Name	NPC Code	Date of Birth	Sport Class	1	2	3	4	5	6	Result
1	1311	KONSTANTINIDIS Athanasios	GRE	29 APR 1970	F32	11.17	11.57	11.20	10.94	11.92	11.93	<b>11.93</b> AR
2	1522	CHURKIN Aleksei	NPA	2 JUL 1998	F32	11.39	x	11.35	11.33	x	10.91	<b>11.39</b> SB
3	1317	STEFANIDIS Lazaros	GRE	1 FEB 1957	F32 YC	9.84	x	x	8.03	8.86	9.63	<b>9.84</b>
4	1001	BAHLAZ Lahouari	ALG	12 MAR 1979	F32	x	8.58	x	x	x	9.70	<b>9.70</b> SB
5	1005	FERHAH Walid	ALG	4 MAY 1992	F32	9.20	x	x	x	8.72	x	<b>9.20</b>
6	1320	ZISIDIS Dimitrios	GRE	26 MAR 1975	F32 YC	8.64	8.62	x	8.88	x	x	<b>8.88</b>
7	1556	AL MASHAYKHI Mohammed	OMA	7 MAR 1991	F32	7.96	8.57	8.18	8.09	8.26	8.46	<b>8.57</b>
8	1009	MEHIDEB Ahmed	ALG	18 JAN 1995	F32	8.56	8.39	8.30	8.35	x	x	<b>8.56</b>
9	1660	SALHI Wassim	TUN	30 OCT 2003	F32	x	x	6.85	7.85	7.53	x	<b>7.85</b>

Starting order	1	2	3	4	5	6	7	8	9
	1009	1311	1005	1522	1001	1320	1317	1660	1556

**Weather conditions**

Start of the event:  
End of the event:

**Temperature**

21 °C  
20 °C

**Humidity**

62 %  
65 %

**Conditions**

Overcast  
Overcast

**Note:**

Yellow Card - Athlete STEFANIDIS Lazaros - R6.16.1 - Noncompliance of equipment – racing chairs, running frames, throwing frames, prosthetic devices, helmets, tethers and eye masks/opaque glasses.

Yellow Card - Athlete ZISIDIS Dimitrios - R6.16.1 - Noncompliance of equipment – racing chairs, running frames, throwing frames, prosthetic devices, helmets, tethers and eye masks/opaque glasses.

**Legend:**

x Failed trial      AR Area Record      SB Season Best      YC Yellow Card



## Results

### Résultats

<b>WORLD RECORD</b>	<b>12.36</b>	<b>MALYKH Evgenii</b>	RUS	Doha (QAT)	25 OCT 2015
<b>PARALYMPIC RECORD</b>	<b>11.37</b>	<b>DERHEM Zakariae</b>	MAR	Tokyo (JPN)	4 SEP 2021

Start Time: 19:05

End Time: 20:37

Rank	Athlete Bib	Name	NPC Code	Date of Birth	Sport Class	1	2	3	4	5	6	Result
1	1136	CAI Bingchen	CHN	5 FEB 2001	F33	10.38	12.08	12.16	12.22	12.77	11.10	<b>12.77</b> WR
2	1194	CERNI Deni	CRO	3 MAY 1993	F33	11.13	10.74	11.66	11.93	12.18	11.59	<b>12.18</b> PB
3	1466	DERHEM Zakariae	MAR	9 OCT 1990	F33	11.13	11.26	10.58	11.02	10.64	10.99	<b>11.26</b>
4	1007	KARDJENA Kamel	ALG	26 MAY 1981	F33	10.81	10.84	10.68	10.88	10.89	11.16	<b>11.16</b> SB
5	1534	KHRUPIN Aleksandr	NPA	13 JUN 1994	F33	10.87	8.59	10.06	10.60	10.96	11.03	<b>11.03</b>
6	1148	LIU Li	CHN	6 AUG 1986	F33	9.94	10.72	10.87	10.57	10.70	10.56	<b>10.87</b>
7	1661	SASSI Oussama	TUN	2 NOV 1995	F33	9.88	10.25	10.10	9.72	9.43	10.43	<b>10.43</b>

Starting order	1	2	3	4	5	6	7
	1534	1148	1466	1661	1136	1194	1007

#### Weather conditions

Start of the event:  
End of the event:

#### Temperature

20 °C  
20 °C

#### Humidity

84 %  
84 %

#### Conditions

Sunny intervals  
Sunny intervals

<b>Legend:</b>	<b>PB</b> Personal Best	<b>SB</b> Season Best	<b>WR</b> World Record
----------------	-------------------------	-----------------------	------------------------



**Results**  
Résultats

<b>WORLD RECORD</b>	<b>12.25</b>	<b>HINDI Ahmad</b>	JOR	Tokyo (JPN)	4 SEP 2021
<b>PARALYMPIC RECORD</b>	<b>12.25</b>	<b>HINDI Ahmad</b>	JOR	Tokyo (JPN)	4 SEP 2021

Start Time: 10:03      End Time: 12:09

Rank	Athlete Bib	Name	NPC Code	Date of Birth	Sport Class	1	2	3	4	5	6	Result
1	1184	VALENCIA Mauricio	COL	28 DEC 1987	F34	11.50	x	11.08	10.96	10.59	11.71	<b>11.71</b> SB
2	1471	NOUIRI Azeddine	MAR	21 JUL 1986	F34	11.04	x	10.87	11.70	11.16	11.49	<b>11.70</b> AR
3	1404	HINDI Ahmad	JOR	29 NOV 1995	F34	11.54	11.66	10.90	11.51	11.55	11.48	<b>11.66</b> SB
4	1523	DUBENCHUK Nikita	NPA	19 NOV 1998	F34	10.90	11.40	11.02	11.37	11.34	x	<b>11.40</b> AR
5	1147	LIN Wenbang	CHN	10 MAY 1990	F34 YC	10.51	10.18	10.69	11.00	10.99	11.22	<b>11.22</b> PB
6	1085	dos SANTOS PEREIRA Eduardo	BRA	18 JUN 1981	F34 YC	10.79	10.86	11.03	10.83	10.95	10.81	<b>11.03</b>
7	1178	MENESES MEDINA DF	COL	7 JUL 1998	F34	10.63	x	10.33	9.37	x	10.35	<b>10.63</b>
8	1572	PAULINSKI Tomasz	POL	27 MAY 1989	F34	8.81	10.12	10.34	10.15	10.28	8.91	<b>10.34</b>
9	1589	ABBARIKI Salman	RPT	21 SEP 1986	F34	8.70	8.67	8.11	8.65	8.92	8.79	<b>8.92</b>

Starting order	1	2	3	4	5	6	7	8	9
	1085	1404	1184	1471	1523	1572	1178	1147	1589

**Weather conditions**

Start of the event:  
End of the event:

**Temperature**

17 °C  
20 °C

**Humidity**

98 %  
85 %

**Conditions**

Overcast  
Light rain

**Note:**  
Yellow Card - Athlete dos SANTOS PEREIRA Eduardo - R6.16.1 - Noncompliance of equipment – racing chairs, running frames, throwing frames, prosthetic devices, helmets, tethers and eye masks/opaque glasses.  
Yellow Card - Athlete LIN Wenbang - R6.16.1 - Noncompliance of equipment – racing chairs, running frames, throwing frames, prosthetic devices, helmets, tethers and eye masks/opaque glasses.

<b>Legend:</b>	<b>x</b> Failed trial	<b>AR</b> Area Record	<b>PB</b> Personal Best	<b>SB</b> Season Best
	<b>YC</b> Yellow Card			



## Results

### Résultats

<b>WORLD RECORD</b>	<b>17.32</b>	<b>NORBEKOV Khusniddin</b>	UZB	Dubai (UAE)	11 NOV 2019
<b>PARALYMPIC RECORD</b>	<b>16.22</b>	<b>GUO Wei</b>	CHN	Beijing (CHN)	14 SEP 2008

Start Time: 20:47

End Time: 21:39

Rank	Athlete Bib	Name	NPC Code	Date of Birth	Sport Class	1	2	3	4	5	6	Result
1	1736	NORBEKOV Khusniddin	UZB	23 MAY 1987	F35	16.01	16.82	16.14	16.32	15.63	15.72	<b>16.82</b> PR,SB
2	1024	URRA Hernan Emanuel	ARG	31 OCT 1996	F35	14.62	16.11	x	14.56	x	x	<b>16.11</b> AR
3	1373	JAVANMARDI Seyed Aliasghar	IRI	28 MAY 1990	F35	15.84	15.60	x	x	15.73	x	<b>15.84</b>
4	1142	FU Xinhan	CHN	27 NOV 1984	F35	15.64	15.75	15.47	15.52	x	15.40	<b>15.75</b> SB
5	1532	KHABALOV Taimuraz	NPA	15 AUG 1985	F35	14.77	15.09	15.19	14.36	x	x	<b>15.19</b> AR
6	1335	ARVIND	IND	14 JUN 1993	F35	11.79	12.34	13.01	12.85	12.71	x	<b>13.01</b> SB
7	1433	ZHOLAMAN Yelaman	KAZ	22 JAN 1995	F35	11.52	x	10.66	11.39	11.56	11.13	<b>11.56</b> PB
8	1481	SPINU Gheorghe	MDA	8 MAR 2002	F35	8.88	8.64	8.41	9.62	8.56	8.99	<b>9.62</b> PB

Starting order	1	2	3	4	5	6	7	8
Initial	1024	1373	1433	1335	1532	1736	1142	1481
After attempt 3	1481	1433	1335	1532	1142	1373	1024	1736
After attempt 5	1481	1433	1335	1532	1142	1373	1024	1736

#### Weather conditions

Start of the event:  
End of the event:

#### Temperature

16 °C  
16 °C

#### Humidity

89 %  
89 %

#### Conditions

Overcast  
Overcast

<b>Legend:</b>	<b>x</b> Failed trial	<b>AR</b> Area Record	<b>PB</b> Personal Best	<b>PR</b> Paralympic Record
	<b>SB</b> Season Best			



Results  
Résultats

<b>WORLD RECORD</b>	<b>16.86</b>	<b>GUENICHI Yassine</b>	TUN	Paris (FRA)	13 JUL 2023
<b>PARALYMPIC RECORD</b>	<b>16.67</b>	<b>SVIRIDOV Vladimir</b>	RPC	Tokyo (JPN)	31 AUG 2021

Start Time: 19:11      End Time: 20:03

Rank	Athlete Bib	Name	NPC Code	Date of Birth	Sport Class	1	2	3	4	5	6	Result
1	1545	SVIRIDOV Vladimir	NPA	10 MAY 1990	F36	16.24	17.18	x	16.01	16.43	16.29	<b>17.18</b> WR
2	1535	KOKOITY Alan	NPA	2 JUL 1988	F36	15.18	15.56	14.66	16.27	15.82	15.34	<b>16.27</b> SB
3	1432	MUKASHBEKOV Dastan	KAZ	31 MAY 1990	F36	15.68	16.00	14.84	15.30	x	x	<b>16.00</b> AR
4	1655	GUENICHI Yassine	TUN	3 APR 1995	F36	15.84	15.53	15.03	15.70	x	x	<b>15.84</b>
5	1493	RUIZ CASTRO Jose Roman	MEX	16 AUG 1988	F36	x	x	15.13	13.91	x	15.23	<b>15.23</b>
6	1056	RAFIYEV Rufat	AZE	29 DEC 1989	F36	13.18	13.38	x	x	12.92	13.01	<b>13.38</b> SB
7	1674	AL KAABI Mohammed	UAE	2 SEP 1996	F36	11.66	11.70	11.72	12.24	12.04	10.91	<b>12.24</b>

Starting order	1	2	3	4	5	6	7
Initial	1545	1493	1535	1056	1674	1655	1432
After attempt 3	1674	1056	1493	1535	1655	1432	1545
After attempt 5	1674	1056	1493	1655	1432	1535	1545

Weather conditions

Start of the event:  
End of the event:

Temperature

21 °C  
21 °C

Humidity

51 %  
51 %

Conditions

Overcast  
Overcast

<b>Legend:</b>	<b>x</b> Failed trial	<b>AR</b> Area Record	<b>SB</b> Season Best	<b>WR</b> World Record
----------------	-----------------------	-----------------------	-----------------------	------------------------



## Results

### Résultats

<b>WORLD RECORD</b>	<b>17.52</b>	<b>XIA Dong</b>	CHN	London (GBR)	5 SEP 2012
<b>PARALYMPIC RECORD</b>	<b>17.52</b>	<b>XIA Dong</b>	CHN	London (GBR)	5 SEP 2012

Start Time: 21:01

End Time: 22:05

Rank	Athlete Bib	Name	NPC Code	Date of Birth	Sport Class	1	2	3	4	5	6	Result
1	1734	MARUFKHUJAEV Kudratillokhon	UZB	22 DEC 1999	F37	14.06	15.31	15.65	15.17	16.37	x	<b>16.37</b> PB
2	1651	BEN MOSLAH Ahmed	TUN	6 JAN 1995	F37	14.63	x	15.00	15.40	14.90	x	<b>15.40</b> =SB
3	1743	YULDASHEV Tolibboy	UZB	4 SEP 2003	F37	14.63	15.24	15.16	x	15.20	14.73	<b>15.24</b> PB
4	1106	SOUZA de OLIVEIRA	BRA	8 DEC 1991	F37	14.52	14.03	14.38	14.27	13.64	x	<b>14.52</b>
5	1489	LOPEZ VALENZUELA L	MEX	30 MAR 1999	F37	x	13.57	14.31	x	13.49	13.27	<b>14.31</b>
6	1348	MANU	IND	28 FEB 1999	F37	x	12.71	13.28	13.86	13.07	x	<b>13.86</b>
7	1458	DUNDZYS Donatas	LTU	4 DEC 1991	F37	12.91	13.63	13.38	13.59	13.42	13.30	<b>13.63</b>
8	1692	ZHABNYAK Mykola	UKR	30 SEP 1979	F37	12.93	12.70	13.14	13.35	13.01	12.91	<b>13.35</b>
9	1571	MIROSLAW Jakub	POL	8 AUG 2000	F37	12.82	13.12	x				<b>13.12</b>
10	1447	BUTI Dhari	KUW	3 MAR 1998	F37	12.66	12.38	12.31				<b>12.66</b> SB

Starting order	1	2	3	4	5	6	7	8	9	10
Initial	1447	1692	1348	1458	1571	1743	1106	1734	1489	1651
After attempt 3	1692	1348	1458	1489	1106	1651	1743	1734		
After attempt 5	1692	1458	1348	1489	1106	1743	1651	1734		

#### Weather conditions

Start of the event:  
End of the event:

#### Temperature

18 °C  
18 °C

#### Humidity

96 %  
96 %

#### Conditions

Overcast  
Overcast

<b>Legend:</b>	<b>x</b> Failed trial	<b>=SB</b> Equal Season Best	<b>PB</b> Personal Best	<b>SB</b> Season Best
----------------	-----------------------	------------------------------	-------------------------	-----------------------





**Results**  
Résultats

<b>WORLD RECORD</b>	<b>11.60</b>	<b>MONTEIRO Miguel</b>	POR	Pombal (POR)	27 FEB 2022
<b>PARALYMPIC RECORD</b>	<b>11.21</b>	<b>MONTEIRO Miguel</b>	POR	Paris (FRA)	1 SEP 2024

Start Time: 11:42      End Time: 12:47

Rank	Athlete Bib	Name	NPC Code	Date of Birth	Sport Class	1	2	3	4	5	6	Result
1	1583	MONTEIRO Miguel	POR	23 DEC 2000	F40	x	11.02	11.21	11.00	11.17	r	<b>11.21</b> PR,SB
2	1500	TSEGMID Battulga	MGL	22 APR 1991	F40	9.61	9.72	10.30	10.48	11.09	x	<b>11.09</b> PB
3	1393	TNAIASH Garrah	IRQ	1 JAN 1991	F40	10.44	10.70	x	10.62	11.03	10.86	<b>11.03</b>
4	1527	GNEZDILOV Denis	NPA	9 OCT 1986	F40	10.80	10.37	10.53	10.65	10.77	10.63	<b>10.80</b>
5	1356	RONGALI Ravi	IND	25 JUL 1996	F40	10.44	10.49	10.63	x	9.83	10.00	<b>10.63</b> PB
6	1296	FISCHER Yannis	GER	12 FEB 2002	F40	9.93	10.24	10.56	10.21	10.18	10.23	<b>10.56</b>
7	1199	SLOUP Matija	CRO	24 JUN 1996	F40	10.07	x	10.25	10.23	x	10.19	<b>10.25</b> SB
8	1153	WANG Wei	CHN	14 JUL 1990	F40	9.83	9.90	x	x	x	x	<b>9.90</b> SB
9	1602	NOORDIN Muhammad Diroy	SGP	25 FEB 1992	F40	8.68	x	8.66				<b>8.68</b>

Starting order	1	2	3	4	5	6	7	8	9
Initial	1500	1527	1583	1296	1602	1393	1199	1153	1356
After attempt 3	1153	1199	1500	1296	1356	1393	1527	1583	
After attempt 5	1153	1199	1296	1356	1527	1393	1500	1583	

**Weather conditions**

Start of the event:  
End of the event:

**Temperature**

26 °C  
27 °C

**Humidity**

72 %  
70 %

**Conditions**

Sunny  
Sunny

<b>Legend:</b>	<b>x</b> Failed trial	<b>PB</b> Personal Best	<b>PR</b> Paralympic Record	<b>r</b> Retired
	<b>SB</b> Season Best			



**Results**  
Résultats

<b>WORLD RECORD</b>	<b>15.07</b>	<b>KAPPEL Niko</b>	GER	Hechingen (GER)	9 MAY 2024
<b>PARALYMPIC RECORD</b>	<b>14.06</b>	<b>OMONOV Bobirjon</b>	UZB	Tokyo (JPN)	30 AUG 2021

Start Time: 12:15      End Time: 13:08

Rank	Athlete Bib	Name	NPC Code	Date of Birth	Sport Class	1	2	3	4	5	6	Result
1	1738	OMONOV Bobirjon	UZB	11 OCT 2000	F41	13.55	14.32	13.33	13.23	13.99	x	<b>14.32</b> PR,SB
2	1299	KAPPEL Niko	GER	1 MAR 1995	F41	13.74	13.29	13.58	x	x	x	<b>13.74</b>
3	1145	HUANG Jun	CHN	6 JAN 2002	F41	11.20	11.27	x	x	11.54	11.66	<b>11.66</b> PB
4	1155	XIA Zhiwei	CHN	1 APR 1990	F41	11.55	11.40	11.46	11.09	11.52	11.57	<b>11.57</b> SB
5	1439	JUNG Jisong	KOR	25 FEB 1998	F41	10.72	x	10.08	10.07	9.55	10.46	<b>10.72</b>
6	1168	YE Kah Michel	CIV	14 MAR 1984	F41	10.42	10.30	9.88	10.34	10.39	10.46	<b>10.46</b> PB
7	1151	SUN Pengxiang	CHN	16 JAN 1991	F41	10.37	10.11	9.94	10.14	x	x	<b>10.37</b>

Starting order	1	2	3	4	5	6	7
Initial	1168	1145	1299	1155	1439	1151	1738
After attempt 3	1151	1168	1439	1145	1155	1299	1738
After attempt 5	1151	1168	1439	1145	1155	1299	1738

**Weather conditions**

Start of the event:  
End of the event:

**Temperature**

23 °C  
23 °C

**Humidity**

67 %  
67 %

**Conditions**

Partly cloudy  
Partly cloudy

<b>Legend:</b>	<b>x</b> Failed trial	<b>PB</b> Personal Best	<b>PR</b> Paralympic Record	<b>SB</b> Season Best
----------------	-----------------------	-------------------------	-----------------------------	-----------------------



Results  
Résultats

<b>WORLD RECORD</b>	<b>16.80</b>	<b>CINNAMO Joshua</b>	USA	Dubai (UAE)	15 NOV 2019
<b>PARALYMPIC RECORD</b>	<b>16.75</b>	<b>STEWART Greg</b>	CAN	Tokyo (JPN)	1 SEP 2021

Start Time: 10:05      End Time: 11:01

Rank	Athlete Bib	Name	NPC Code	Date of Birth	Sport Class	1	2	3	4	5	6	Result
1	1125	STEWART Greg	CAN	13 JUL 1986	F46	15.63	16.01	16.34	x	16.38	16.02	<b>16.38</b> SB
2	1342	KHILARI Sachin Sarjerao	IND	23 OCT 1989	F46	14.72	16.32	16.15	16.31	16.03	15.95	<b>16.32</b> AR
3	1193	BAKOVIC Luka	CRO	3 DEC 1997	F46	15.03	15.60	15.85	15.75	16.27	15.77	<b>16.27</b> PB
4	1703	CINNAMO Joshua	USA	18 FEB 1981	F46	15.29	15.66	x	x	15.33	x	<b>15.66</b>
5	1597	NOEMDO Kerwin	RSA	12 SEP 1994	F46	15.63	15.53	x	15.58	x	15.41	<b>15.63</b>
6	1460	SKUJA Andrius	LTU	9 AUG 1992	F46	14.01	14.60	14.95	x	14.76	14.66	<b>14.95</b> SB
7	1196	KAURIN Erik Fabian	CRO	2 OCT 2000	F46	14.76	14.50	x	14.94	14.72	x	<b>14.94</b>
8	1349	MOHD YASSER	IND	24 DEC 1993	F46	13.53	14.21	x	13.96	14.01	x	<b>14.21</b>
9	1345	KUMAR Rohit	IND	5 AUG 1992	F46	x	13.44	14.10				<b>14.10</b>
10	1452	MAKSIMS Raivo	LAT	18 JAN 1999	F46	11.63	11.15	11.63				<b>11.63</b>
	1624	BELFORT Chivaro	SUR	19 APR 1997	F46							<b>DNS</b>

Starting order	1	2	3	4	5	6	7	8	9	10	11
Initial	1597	1624	1349	1452	1125	1460	1345	1193	1703	1342	1196
After attempt 3	1349	1196	1460	1597	1703	1193	1342	1125			
After attempt 5	1349	1196	1460	1597	1703	1193	1342	1125			

Weather conditions

Start of the event:  
End of the event:

Temperature

18 °C  
18 °C

Humidity

85 %  
76 %

Conditions

Sunny intervals  
Few clouds

<b>Legend:</b>	<b>x</b> Failed trial	<b>AR</b> Area Record	<b>DNS</b> Did Not Start	<b>PB</b> Personal Best
	<b>SB</b> Season Best			



Results  
Résultats

REVISED  
1 SEP 16:25

<b>WORLD RECORD</b>	<b>8.84</b>	<b>GANI Abdelillah</b>	MAR	Marrakech (MAR)	28 APR 2024
<b>PARALYMPIC RECORD</b>	<b>8.77</b>	<b>ASTANOV Elvin</b>	AZE	Tokyo (JPN)	29 AUG 2021

Start Time: 10:03      End Time: 11:57

Rank	Athlete Bib	Name	NPC Code	Date of Birth	Sport Class	1	2	3	4	5	6	Result
1	1293	OCHKHIKIDZE Giga	GEO	14 NOV 1990	F53	x	x	x	9.66	x	x	<b>9.66</b> WR
2	1469	GANI Abdelillah	MAR	18 SEP 1987	F53	8.98	9.10	9.06	x	9.22	9.17	<b>9.22</b> AR
3	1376	MOKHTARI HEMAMI Alireza	IRI	24 OCT 1977	F53	7.94	8.35	8.54	8.69	x	8.58	<b>8.69</b> SB
4	1563	GORCZAK Bartosz	POL	8 JAN 1988	F53 YC	8.30	8.25	8.41	x	x	x	<b>8.41</b> PB
5	1628	ABDULSALAM Alaa	SYR	28 DEC 1993	F53	x	8.05	8.18	7.89	8.11	x	<b>8.18</b> PB
6	1209	KISY Ales	CZE	30 SEP 1980	F53	7.64	x	7.80	7.85	7.98	8.12	<b>8.12</b> SB
7	1197	PRESECAN Marijan	CRO	30 AUG 1977	F53 YC	6.44	6.78	7.05	6.55	6.99	6.98	<b>7.05</b>

Starting order	1	2	3	4	5	6	7
	1197	1628	1209	1469	1293	1376	1563

Weather conditions

Start of the event:  
End of the event:

Temperature

24 °C  
26 °C

Humidity

84 %  
72 %

Conditions

Sunny intervals  
Sunny

Note:

Yellow Card - Athlete PRESECAN Marijan - R6.16.1 - Noncompliance of equipment – racing chairs, running frames, throwing frames, prosthetic devices, helmets, tethers and eye masks/opaque glasses.

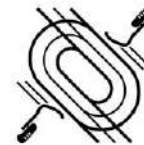
Yellow Card - Athlete GORCZAK Bartosz - R6.16.1 - Noncompliance of equipment – racing chairs, running frames, throwing frames, prosthetic devices, helmets, tethers and eye masks/opaque glasses.

Legend:

x Failed trial      AR Area Record      PB Personal Best      SB Season Best  
WR World Record      YC Yellow Card

REVISED

Athlete bib 1293 OCHKHIKIDZE Giga (GEO) - 4th attempt reinstated by decision of the Jury of Appeal.



## Official Communication

Communication officielle

Item: 15

### Appeal to the Jury – Men's Shot Put F53

#### Summary:

Appeal to the Jury has been submitted against the referee decision .

#### Details:

An appeal to the Jury has been lodged by NPC Georgia on behalf of the Athlete Giga Ochkhikidze against the Referee decision.

The Jury of Appeal consulted the concerned officials and viewed the video evidence available and they reinstated the 4th attempt of the athlete with a performance of 9.66m.

The appeal has been upheld and the results of the event have been amended.

Issued by: WPA Technical Delegates  
Time: 19:51  
Date: 1 SEP 2024

This decision affects: Results   
Schedule   
Other

X



**Results**  
Résultats

**REVISED**  
6 SEP 20:40

**F54 Records**

<b>WORLD RECORD</b>	<b>12.06</b>	<b>SOKULSKII Sergei</b>	RPC	Tokyo (JPN)	27 AUG 2021
<b>PARALYMPIC RECORD</b>	<b>12.06</b>	<b>SOKULSKII Sergei</b>	RPC	Tokyo (JPN)	27 AUG 2021

**F55 Records**

<b>WORLD RECORD</b>	<b>12.68</b>	<b>RUZHDI Ruzhdi</b>	BUL	Paris (FRA)	9 JUL 2023
<b>PARALYMPIC RECORD</b>	<b>12.63</b>	<b>SANTOS Wallace</b>	BRA	Tokyo (JPN)	27 AUG 2021

Start Time: 19:05      End Time: 21:47

Rank	Athlete Bib	Name	NPC Code	Date of Birth	Sport Class	1	2	3	4	5	6	Result
1	1115	RUZHDI Ruzhdi	BUL	14 APR 1991	F55	12.36	11.96	12.40	12.34	12.02	12.27	<b>12.40</b> SB
2	1609	DURIC Nebojsa	SRB	17 OCT 1987	F55	11.69	11.98	11.47	11.93	11.77	11.95	<b>11.98</b> SB
2	1382	ZAKER Zafar	IRI	6 FEB 1990	F55	11.56	11.88	11.73	11.55	11.77	11.83	<b>11.88</b>
3	1574	STOLTMAN Lech	POL	2 FEB 1985	F55	11.81	x	11.72	11.68	11.59	11.52	<b>11.81</b>
4	1104	SANTOS Wallace	BRA	22 JUL 1984	F55	11.10	11.10	11.41	11.68	11.43	11.41	<b>11.68</b>
5	1054	MUSAYEV Olokhan	AZE	30 MAY 1979	F55	11.13	11.22	x	11.44	11.41	11.35	<b>11.44</b> SB
6	1369	AMIRI Hamed	IRI	6 JUN 1982	F55	10.60	x	10.83	10.96	11.08	11.36	<b>11.36</b>
7	1569	LIGEZA Damian	POL	21 MAR 1987	F55	11.18	11.01	10.78	10.68	10.84	10.71	<b>11.18</b>
8	1030	STEPANYAN Sargis	ARM	21 FEB 1983	F55	10.06	10.20	9.87	9.96	10.41	10.19	<b>10.41</b>
9	1540	REVENKO Ivan	NPA	12 APR 1986	F54	8.58	8.45	9.18	7.95	9.17	9.16	<b>9.18</b>
10	1561	ALDEEB Fadi J S	PLE	1 SEP 1984	F55	8.59	8.63	8.81	8.47	8.63	8.30	<b>8.81</b> SB

Starting order	1	2	3	4	5	6	7	8	9	10	11
	1054	1609	1030	1574	1369	1104	1382	1115	1569	1561	1540

**Weather conditions**

Start of the event:  
End of the event:

**Temperature**

18 °C  
18 °C

**Humidity**

97 %  
96 %

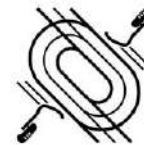
**Conditions**

Heavy rain  
Overcast

**Note:**  
Athlete bib 1609 - DURIC Nebojsa (SRB) has been awarded a silver medal. His results are reinstated. More information is available in OC No. 36 and in OC No. 71

**Legend:**  
x Failed trial      SB Season Best

**REVISED** Athlete bib 1609 - DURIC Nebojsa (SRB) results are reinstated. More information is available in OC No. 36 and in OC No. 71



## Official Communication

Communication officielle

Item: 36

### Men's Shot Put - F55 silver medal awarded

#### Summary:

Men's Shot Put - F55 silver medal awarded to athlete Nebojsa Duric of Serbia.

#### Details:

After a review of the results in the Men's Shot Put - F55, World Para Athletics requested the IPC to award a silver medal to athlete Nebojsa Duric of Serbia.

The final medal results of the Men's Shot Put - F55 final are:

Gold: Ruzhdi Ruzhdi (Bulgaria)

Silver: Zafar Zaker (Iran) and Nebojsa Duric (Serbia)

Bronze: Lech Stoltman (Poland)

Issued by: Massimo Dighe, Deputy Director of World Para Sports

Time: 16:04

Date: 3 SEP 2024

This decision affects:

Results

Schedule

Other

X



## Official Communication

Communication officielle

Item: 71

### Men's Shot Put - F55 results reinstatement

#### Summary:

Men's Shot Put - F55 results of athlete Nebojsa Duric of Serbia reinstated.

#### Details:

After awarding the silver medal to Nebojsa Duric from Serbia (see Official Communication No 36), his results are reinstated. He will be ranked 2nd with other athletes keeping their ranks.

Issued by: Massimo Dighe, Deputy Director of World Para Sports

Time: 20:23

Date: 6 SEP 2024

This decision affects:

Results  
Schedule  
Other

X





Results  
Résultats

<b>WORLD RECORD</b>	<b>16.01</b>	<b>KHOSRAVI Yasin</b>	IRI	Paris (FRA)	16 JUL 2023
<b>PARALYMPIC RECORD</b>	<b>15.00</b>	<b>WU Guoshan</b>	CHN	Tokyo (JPN)	3 SEP 2021

Start Time: 19:08      End Time: 21:48

Rank	Athlete Bib	Name	NPC Code	Date of Birth	Sport Class	1	2	3	4	5	6	Result
1	1374	KHOSRAVI Yasin	IRI	23 SEP 1992	F57	15.26	15.87	15.94	15.96	15.57	15.94	<b>15.96</b> PR,SB
2	1101	PAULINO dos SANTOS Thiago	BRA	29 DEC 1985	F57	13.87	14.63	15.06	14.89	14.87	14.76	<b>15.06</b>
3	1340	HOTOZHE SEMA Hokato	IND	24 DEC 1983	F57	13.88	14.00	14.40	14.65	14.15	13.80	<b>14.65</b> PB
4	1243	KOOPIKKA Teijo	FIN	7 OCT 1980	F57	14.18	14.14	13.77	14.17	14.13	13.96	<b>14.18</b>
5	1354	RANA Soman	IND	16 JAN 1983	F57 YC	13.32	14.07	13.83	13.79	13.80	13.86	<b>14.07</b>
6	1021	GIMENEZ REINOSO PD	ARG	7 SEP 1983	F57	12.13	12.98	12.95	12.99	12.67	12.41	<b>12.99</b>
7	1254	KAVAKAVA Vitolio	FRA	6 APR 1995	F57	12.68	12.60	12.99	11.95	11.60	x	<b>12.99</b> SB
8	1737	ODILOV Yorkinbek	UZB	28 JUN 2000	F57	12.30	12.09	12.95	12.41	11.73	11.74	<b>12.95</b> PB
9	1170	MAYOMBO MUKENDI Paulin	COD	9 MAR 1986	F57	8.93	9.58	9.28	9.85	9.92	9.32	<b>9.92</b>
10	1755	ALRAOAD NFM	YEM	20 MAY 1988	F57	7.02	6.93	6.52	6.87	6.99	6.90	<b>7.02</b> SB
11	1329	REGISTRE Ywenson	HAI	13 AUG 1999	F57	6.82	6.77	6.78	6.95	6.39	6.89	<b>6.95</b> SB
12	1606	OMAR Mahdi Abshir	SOM	4 MAY 1989	F57	4.17	4.04	x	x	x	2.77	<b>4.17</b> SB

Starting order	1	2	3	4	5	6	7	8	9	10	11	12
	1606	1374	1101	1354	1243	1340	1021	1254	1737	1170	1329	1755

Weather conditions

Start of the event:  
End of the event:

Temperature

22 °C  
19 °C

Humidity

56 %  
76 %

Conditions

Sunny intervals  
Partly cloudy

**Note:**  
Yellow Card - Athlete RANA Soman (IND) - R30.4 - modification to implements during the competition.

**Legend:**  
x Failed trial      PB Personal Best      PR Paralympic Record      SB Season Best  
YC Yellow Card



**Results**  
Résultats

**F42 Records**

<b>WORLD RECORD</b>	<b>17.52</b>	<b>DAVIES Aled</b>	GBR	London (GBR)	22 JUL 2017
<b>PARALYMPIC RECORD</b>	<b>15.97</b>	<b>DAVIES Aled</b>	GBR	Rio de Janeiro (BRA)	12 SEP 2016

**F63 Records**

<b>WORLD RECORD</b>	<b>15.10</b>	<b>HABSCHEID Tom</b>	LUX	Dubai (UAE)	10 NOV 2019
<b>PARALYMPIC RECORD</b>	<b>13.92</b>	<b>HABSCHEID Tom</b>	LUX	Tokyo (JPN)	4 SEP 2021

Start Time: 20:26      End Time: 21:26

Rank	Athlete Bib	Name	NPC Code	Date of Birth	Sport Class	1	2	3	4	5	6	Result
1	1448	SOROUR Faisal	KUW	29 SEP 1996	F42	14.70	15.01	14.92	15.31	14.88	-	<b>15.31</b> SB
2	1271	DAVIES Aled	GBR	24 MAY 1991	F42	14.32	14.32	15.10	x	x	x	<b>15.10</b>
3	1463	HABSCHEID Tom	LUX	11 AUG 1986	F63	14.09	14.97	14.87	14.50	14.45	14.77	<b>14.97</b> PR,SB
4	1102	ROBERTO FLORIANI Edenilson	BRA	26 MAY 1990	F42	14.10	x	13.84	14.38	14.57	14.12	<b>14.57</b> AR
5	1614	HALGAHAWELA Palitha	SRI	6 SEP 1992	F42	14.45	14.51	14.31	14.24	13.91	14.14	<b>14.51</b> PB
6	1739	RIKHSIMOV Mukhammad	UZB	11 JUL 1998	F42	x	x	13.31	x	13.69	x	<b>13.69</b>
7	1261	TOUZI Badr	FRA	1 MAR 1988	F42	12.15	13.33	13.11	13.00	12.70	13.17	<b>13.33</b>
8	1052	SCHOBBER Georg	AUT	31 DEC 1989	F63	12.27	12.16	x	12.56	12.40	12.22	<b>12.56</b>
9	1326	SMITH Tyler	GRN	9 AUG 2007	F42	8.07	x	7.54				<b>8.07</b> PB
	1453	ASHTEEBAH Waleed	LBA	10 AUG 1980	F42							<b>DNS</b>

Starting order	1	2	3	4	5	6	7	8	9	10
Initial	1326	1739	1463	1102	1614	1052	1271	1261	1453	1448
After attempt 3	1052	1739	1261	1102	1614	1463	1448	1271		
After attempt 5	1052	1261	1739	1614	1102	1463	1271	1448		

**Weather conditions**

Start of the event:  
End of the event:

**Temperature**

20 °C  
20 °C

**Humidity**

83 %  
83 %

**Conditions**

Overcast  
Overcast

<b>Legend:</b>	<b>x</b> Failed trial	<b>-</b> Passed trial	<b>AR</b> Area Record	<b>DNS</b> Did Not Start
	<b>PB</b> Personal Best	<b>PR</b> Paralympic Record	<b>SB</b> Season Best	



## Results

### Résultats

<b>WORLD RECORD</b>	<b>46.24</b>	<b>da SILVA Alessandro Rodrigo</b>	BRA	Paris (FRA)	10 JUN 2022
<b>PARALYMPIC RECORD</b>	<b>43.16</b>	<b>da SILVA Alessandro Rodrigo</b>	BRA	Tokyo (JPN)	2 SEP 2021

Start Time: 12:06

End Time: 13:19

Rank	Athlete Bib	Name	NPC Code	Date of Birth	Sport Class	1	2	3	4	5	6	Result
1	1402	TAPIA Oney	ITA	27 FEB 1976	F11	37.11	35.37	39.65	33.91	41.92	39.09	<b>41.92</b>
2	1370	BAJOULVAND Hassan	IRI	6 MAR 1985	F11	37.24	41.75	36.89	x	39.26	40.44	<b>41.75</b> PB
3	1226	del AMO CANO Alvaro	ESP	20 JAN 1990	F11	39.09	38.63	37.90	36.74	35.28	39.60	<b>39.60</b> PB
4	1378	OLAD Mahdi	IRI	1 APR 1986	F11	27.22	x	x	x	39.15	36.23	<b>39.15</b>
5	1078	da SILVA Alessandro Rodrigo	BRA	28 AUG 1984	F11	x	x	38.01	37.93	29.96	38.84	<b>38.84</b>
6	1051	MARINKOVIC Bil	AUT	16 AUG 1973	F11	35.11	x	x	38.14	x	x	<b>38.14</b> SB
7	1521	BASKAKOV Igor	NPA	22 AUG 1981	F11	31.44	28.35	x	31.39	x	29.44	<b>31.44</b>

Starting order	1	2	3	4	5	6	7
Initial	1078	1521	1378	1402	1370	1051	1226
After attempt 3	1521	1378	1051	1078	1226	1402	1370
After attempt 5	1521	1078	1051	1226	1378	1370	1402

#### Weather conditions

Start of the event:  
End of the event:

#### Temperature

16 °C  
16 °C

#### Humidity

95 %  
95 %

#### Conditions

Overcast  
Light rain

#### Legend:

x Failed trial      PB Personal Best      SB Season Best



**Results**  
Résultats

<b>WORLD RECORD</b>	<b>59.75</b>	<b>NORBEKOV Khusniddin</b>	UZB	Rio de Janeiro (BRA)	8 SEP 2016
<b>PARALYMPIC RECORD</b>	<b>59.75</b>	<b>NORBEKOV Khusniddin</b>	UZB	Rio de Janeiro (BRA)	8 SEP 2016

Start Time: 12:00      End Time: 13:04

Rank	Athlete Bib	Name	NPC Code	Date of Birth	Sport Class	1	2	3	4	5	6	Result
1	1743	YULDASHEV Tolibboy	UZB	4 SEP 2003	F37	48.97	x	50.89	53.48	56.03	57.28	<b>57.28</b> PB
2	1127	ZESSEU Jesse	CAN	27 JUN 1999	F37	51.40	51.26	52.81	x	x	53.24	<b>53.24</b>
3	1557	ALI Haider	PAK	12 DEC 1984	F37	52.28	x	x	x	x	52.54	<b>52.54</b> SB
4	1419	SHIMBO Yamato	JPN	23 JUL 2000	F37	51.37	x	x	49.21	x	x	<b>51.37</b>
5	1753	VARELA MEZA EA	VEN	21 MAY 1993	F37	47.70	46.04	49.80	50.89	x	47.12	<b>50.89</b>
6	1489	LOPEZ VALENZUELA L	MEX	30 MAR 1999	F37	45.79	x	48.01	x	50.31	48.38	<b>50.31</b> PB
7	1692	ZHABNYAK Mykola	UKR	30 SEP 1979	F37	38.20	44.95	49.25	x	46.24	47.58	<b>49.25</b> SB
8	1036	HENLY Guy	AUS	14 MAY 1987	F37	47.88	x	48.58	x	x	44.91	<b>48.58</b>
9	1734	MARUFKHUJAEV Kudratillokhon	UZB	22 DEC 1999	F37	x	x	46.79				<b>46.79</b>
10	1458	DUNDZYS Donatas	LTU	4 DEC 1991	F37	40.41	42.72	44.45				<b>44.45</b> SB

Starting order	1	2	3	4	5	6	7	8	9	10
Initial	1753	1734	1458	1127	1557	1489	1036	1743	1419	1692
After attempt 3	1489	1036	1692	1753	1743	1419	1557	1127		
After attempt 5	1036	1692	1489	1753	1419	1557	1127	1743		

**Weather conditions**

Start of the event:  
End of the event:

**Temperature**

18 °C  
22 °C

**Humidity**

79 %  
64 %

**Conditions**

Few clouds  
Sunny intervals

<b>Legend:</b>	<b>x</b> Failed trial	<b>PB</b> Personal Best	<b>SB</b> Season Best
----------------	-----------------------	-------------------------	-----------------------



## Results Résultats

### F51 Records

<b>WORLD RECORD</b>	<b>13.40</b>	<b>CARDENAS Benjamin</b>	CHI	Nottwil (SUI)	26 MAY 2023
<b>PARALYMPIC RECORD</b>	<b>12.74</b>	<b>BERRAHAL Mohamed</b>	ALG	Tokyo (JPN)	29 AUG 2021

### F52 Records

<b>WORLD RECORD</b>	<b>23.80</b>	<b>ROCHA Andre</b>	BRA	London (GBR)	18 JUL 2017
<b>PARALYMPIC RECORD</b>	<b>21.00</b>	<b>APINIS Aigars</b>	LAT	London (GBR)	6 SEP 2012

Start Time: 19:24

End Time: 22:09

Rank	Athlete Bib	Name	NPC Code	Date of Birth	Sport Class	1	2	3	4	5	6	Result
1	1399	<b>GANESHAMOORTHY Rigivan</b>	ITA	8 JUN 1999	F52	x	25.48	25.80	27.06	22.10	24.10	<b>27.06</b> WR
2	1450	<b>APINIS Aigars</b>	LAT	9 JUN 1973	F52	20.21	19.49	x	20.62	20.38	x	<b>20.62</b> SB
3	1103	<b>ROCHA Andre</b>	BRA	15 APR 1977	F52	18.73	17.76	19.48	x	18.04	15.76	<b>19.48</b>
4	1198	<b>SANDOR Velimir</b>	CRO	6 OCT 1985	F52	17.35	17.63	17.89	18.03	17.85	17.42	<b>18.03</b>
5	1573	<b>ROCKI Rafal</b>	POL	13 JUN 1976	F52	17.92	16.74	16.08	x	16.03	15.91	<b>17.92</b>
6	1564	<b>JACHIMOWICZ Robert</b>	POL	7 JUN 1967	F52	x	17.20	17.37	17.69	17.06	16.89	<b>17.69</b>
7	1604	<b>PLANK Henrik</b>	SLO	23 AUG 1974	F52	x	13.31	13.14	13.33	13.21	13.15	<b>13.33</b>
8	1528	<b>HRYB Uladzislau</b>	NPA	19 FEB 1997	F51	11.39	10.84	11.32	12.28	12.05	11.58	<b>12.28</b> SB
9	1003	<b>BERRAHAL Mohamed</b>	ALG	24 MAY 1979	F51	x	11.27	11.57	10.86	12.07	11.91	<b>12.07</b>
10	1314	<b>NTISLIS Grigorios</b>	GRE	23 MAY 1979	F52	11.75	11.89	11.60	10.73	11.33	10.98	<b>11.89</b>

Starting order	1	2	3	4	5	6	7	8	9	10
	1528	1003	1604	1399	1103	1450	1564	1314	1198	1573

### Weather conditions

Start of the event:  
End of the event:

### Temperature

26 °C  
23 °C

### Humidity

54 %  
64 %

### Conditions

Partly cloudy  
Clear sky

### Legend:

x Failed trial      SB Season Best      WR World Record



**Results**  
Résultats

**F55 Records**

<b>WORLD RECORD</b>	<b>39.84</b>	<b>DURIC Nebojsa</b>	SRB	Berlin (GER)	20 AUG 2018
<b>PARALYMPIC RECORD</b>	<b>39.14</b>	<b>DURIC Nebojsa</b>	SRB	Tokyo (JPN)	30 AUG 2021

**F56 Records**

<b>WORLD RECORD</b>	<b>47.37</b>	<b>BATISTA dos SANTOS Claudiney</b>	BRA	Sao Paulo (BRA)	18 JUN 2023
<b>PARALYMPIC RECORD</b>	<b>45.59</b>	<b>BATISTA dos SANTOS Claudiney</b>	BRA	Tokyo (JPN)	30 AUG 2021

Start Time: 10:10

End Time: 11:11

Rank	Athlete Bib	Name	NPC Code	Date of Birth	Sport Class	1	2	3	4	5	6	Result
1	1073	<b>BATISTA dos SANTOS Claudiney</b>	BRA	13 NOV 1978	F56	44.74	46.45	45.45	45.89	46.86	45.57	<b>46.86</b> PR,SB
2	1341	<b>KATHUNIYA Yogesh</b>	IND	3 MAR 1997	F56	42.22	41.50	41.55	40.33	40.89	39.68	<b>42.22</b> SB
3	1319	<b>TZOUNIS Konstantinos</b>	GRE	4 MAY 1991	F56	x	39.14	x	39.90	41.32	37.87	<b>41.32</b>
4	1627	<b>LACZKO Dusan</b>	SVK	2 MAY 1983	F56	41.20	40.76	39.09	39.04	39.29	40.40	<b>41.20</b>
	1609	<b>DURIC Nebojsa</b>	SRB	17 OCT 1987	F55							<b>DNS</b>

Starting order	1	2	3	4	5
	1609	1627	1073	1341	1319

**Weather conditions**

Start of the event:  
End of the event:

**Temperature**

21 °C  
22 °C

**Humidity**

81 %  
73 %

**Conditions**

Sunny  
Few clouds

**Legend:**

x Failed trial      **DNS** Did Not Start      **PR** Paralympic Record      **SB** Season Best



## Results Résultats

### F43 Records

<b>WORLD RECORD</b>	<b>63.70</b>	<b>STEWART Akeem</b>	TTO	Lima (PER)	27 AUG 2019
<b>PARALYMPIC RECORD</b>	<b>61.72</b>	<b>STEWART Akeem</b>	TTO	Rio de Janeiro (BRA)	16 SEP 2016

### F44 Records

<b>WORLD RECORD</b>	<b>64.26</b>	<b>BLAIR David</b>	USA	Tucson, AZ (USA)	20 MAY 2021
<b>PARALYMPIC RECORD</b>	<b>64.11</b>	<b>BLAIR David</b>	USA	Rio de Janeiro (BRA)	16 SEP 2016

### F64 Records

<b>WORLD RECORD</b>	<b>65.86</b>	<b>CAMPBELL Jeremy</b>	USA	Arizona (USA)	30 MAY 2021
<b>PARALYMPIC RECORD</b>		<b>vacant</b>			

Start Time: 19:03

End Time: 20:07

Rank	Athlete Bib	Name	NPC Code	Date of Birth	Sport Class	1	2	3	4	5	6	Result
1	1702	CAMPBELL Jeremy	USA	19 AUG 1987	F64	60.46	59.90	59.86	60.26	x	61.14	<b>61.14</b> PR
2	1649	STEWART Akeem	TTO	4 JUL 1992	F43	59.66	x	x	56.55	58.89	57.09	<b>59.66</b> SB
3	1700	BLAIR David	USA	25 SEP 1975	F44	57.71	56.75	x	56.69	57.76	x	<b>57.76</b>
4	1179	MOSQUERA NEIRA AF	COL	13 MAY 1985	F44	56.20	55.24	56.56	x	x	57.59	<b>57.59</b>
5	1195	KATANUSIC Ivan	CRO	22 MAY 1991	F64	52.84	51.62	52.80	54.28	x	x	<b>54.28</b> SB
6	1272	GREAVES Dan	GBR	4 OCT 1982	F44	53.50	53.45	x	x	49.48	52.94	<b>53.50</b>
7	1283	WALSH Harrison	GBR	4 MAR 1996	F44	46.27	49.23	50.44	x	x	x	<b>50.44</b>
8	1240	JOESAAR Egert	EST	7 JUN 1994	F44	50.09	49.90	49.87	49.45	x	x	<b>50.09</b>

Starting order	1	2	3	4	5	6	7	8
Initial	1283	1702	1240	1649	1700	1179	1195	1272
After attempt 3	1240	1283	1195	1272	1179	1700	1649	1702
After attempt 5	1240	1283	1272	1195	1179	1700	1649	1702

### Weather conditions

Start of the event:  
End of the event:

### Temperature

17 °C  
17 °C

### Humidity

86 %  
85 %

### Conditions

Overcast  
Overcast

<b>Legend:</b>	x	Failed trial	PR	Paralympic Record	SB	Season Best
----------------	---	--------------	----	-------------------	----	-------------



## Results

### Résultats

#### F12 Records

<b>WORLD RECORD</b>	<b>64.89</b>	<b>CABRERA LLACER Hector</b>	ESP	Dubai (UAE)	13 NOV 2019
<b>PARALYMPIC RECORD</b>	<b>64.38</b>	<b>ZHU Pengkai</b>	CHN	London (GBR)	5 SEP 2012

#### F13 Records

<b>WORLD RECORD</b>	<b>71.01</b>	<b>SVECHNIKOV Aleksandr</b>	UZB	London (GBR)	19 JUL 2017
<b>PARALYMPIC RECORD</b>	<b>69.52</b>	<b>PEMBROKE Daniel</b>	GBR	Tokyo (JPN)	2 SEP 2021

Start Time: 20:50

End Time: 21:57

Rank	Athlete Bib	Name	NPC Code	Date of Birth	Sport Class	1	2	3	4	5	6	Result
1	1276	PEMBROKE Daniel	GBR	16 JUL 1991	F13	68.39	66.85	71.15	74.49	-	x	<b>74.49</b> WR
2	1381	PIROUJ Ali	IRI	22 JAN 1998	F13	x	60.41	69.74	60.62	67.83	62.87	<b>69.74</b> PB
3	1201	AGUILERA CRUZ Ulicer	CUB	29 SEP 1989	F13	61.29	61.09	62.51	x	60.38	r	<b>62.51</b> AR
4	1224	CABRERA LLACER Hector	ESP	9 MAR 1994	F12	57.17	57.06	62.04	55.72	61.11	56.44	<b>62.04</b> SB
5	1377	NIKPARAST Sajad	IRI	21 SEP 1986	F13	60.44	56.87	54.56	59.02	56.92	55.55	<b>60.44</b>
6	1035	HAMILTON Jackson	AUS	21 MAY 2003	F13	59.20	45.40	54.49	47.21	r		<b>59.20</b> AR
7	1424	WAKOH Yuta	JPN	25 MAY 1997	F12	53.56	55.43	58.49	53.44	55.06	52.98	<b>58.49</b> SB
8	1575	WIETECKI Marek	POL	2 JUN 1983	F12	55.30	54.33	56.02	53.61	54.10	57.04	<b>57.04</b>

Starting order	1	2	3	4	5	6	7	8
Initial	1224	1377	1276	1035	1381	1201	1575	1424
After attempt 3	1575	1424	1035	1377	1224	1201	1381	1276
After attempt 5	1575	1424	1377	1224	1201	1381	1276	

#### Weather conditions

Start of the event:  
End of the event:

#### Temperature

16 °C  
16 °C

#### Humidity

89 %  
89 %

#### Conditions

Overcast  
Overcast

Legend:	
x	Failed trial
r	Retired
-	Passed trial
SB	Season Best
AR	Area Record
WR	World Record
PB	Personal Best





## Results

### Résultats

<b>WORLD RECORD</b>	<b>40.27</b>	<b>AFROOZ Saeid</b>	IRI	Paris (FRA)	14 JUL 2023
<b>PARALYMPIC RECORD</b>	<b>40.05</b>	<b>AFROOZ Saeid</b>	IRI	Tokyo (JPN)	1 SEP 2021

Start Time: 10:08

End Time: 11:53

Rank	Athlete Bib	Name	NPC Code	Date of Birth	Sport Class	1	2	3	4	5	6	Result
1	1367	AFROOZ Saeid	IRI	13 DEC 1990	F34	40.18	40.67	41.16	39.87	x	40.86	<b>41.16</b> WR
2	1184	VALENCIA Mauricio	COL	28 DEC 1987	F34	33.00	37.70	x	32.27	39.04	x	<b>39.04</b> AR
3	1178	MENESES MEDINA DF	COL	7 JUL 1998	F34	35.90	35.23	36.72	36.80	37.17	x	<b>37.17</b> SB
4	1159	ZHANG Zhongqiang	CHN	3 JAN 1998	F34	35.68	x	35.56	35.64	x	x	<b>35.68</b> SB
5	1391	KHAFAJI Hussein	IRQ	3 JUL 1997	F34	34.53	34.09	33.87	x	33.84	33.50	<b>34.53</b>
6	1147	LIN Wenbang	CHN	10 MAY 1990	F34	31.73	31.33	32.27	x	32.67	33.33	<b>33.33</b>
7	1471	NOUIRI Azeddine	MAR	21 JUL 1986	F34	28.87	29.64	x	30.15	30.30	29.88	<b>30.30</b> SB
8	1085	dos SANTOS PEREIRA Eduardo	BRA	18 JUN 1981	F34	x	x	25.12	x	23.78	-	<b>25.12</b>

Starting order	1	2	3	4	5	6	7	8
	1085	1471	1147	1367	1184	1159	1178	1391

**Weather conditions**

Start of the event:  
End of the event:

**Temperature**

18 °C  
19 °C

**Humidity**

85 %  
73 %

**Conditions**

Sunny intervals  
Overcast

<b>Legend:</b>							
x	Failed trial	-	Passed trial	AR	Area Record	SB	Season Best
WR	World Record						



**Results**  
Résultats

<b>WORLD RECORD</b>	<b>61.76</b>	<b>LEMONS RIVAS Jose Gregorio</b>	COL	Santiago (CHI)	24 NOV 2023
<b>PARALYMPIC RECORD</b>	<b>60.31</b>	<b>LEMONS RIVAS Jose Gregorio</b>	COL	Tokyo (JPN)	27 AUG 2021

Start Time: 12:13      End Time: 13:15

Rank	Athlete Bib	Name	NPC Code	Date of Birth	Sport Class	1	2	3	4	5	6	Result
1	1175	LEMONS RIVAS Jose Gregorio	COL	4 JUN 1991	F38	55.50	58.45	58.84	63.81	-	r	<b>63.81</b> WR
2	1678	BILYI Vladyslav	UKR	26 NOV 1997	F38	51.93	x	52.86	52.18	x	x	<b>52.86</b> SB
3	1135	AN Dongquan	CHN	18 FEB 1987	F38	47.04	51.97	49.96	x	x	48.91	<b>51.97</b> SB
4	1680	DOROSHENKO Oleksandr	UKR	1 SEP 1981	F38	51.85	51.14	x	49.26	50.16	x	<b>51.85</b> SB
5	1176	LUCUMI VILLEGAS LF	COL	2 FEB 1998	F38	45.60	46.62	47.26	50.32	47.18	46.78	<b>50.32</b>
6	1031	ANDERSON Corey	AUS	25 MAY 2000	F38	49.34	48.43	47.51	48.83	48.60	47.00	<b>49.34</b>
7	1211	VRATIL Petr	CZE	26 MAY 1983	F38	35.83	37.96	x	35.93	x	x	<b>37.96</b>
8	1292	KAVTARADZE Davit	GEO	14 DEC 1987	F38	x	33.09	35.71	33.99	x	r	<b>35.71</b>
9	1605	MAEFOLIA Cosmol	SOL	24 JUL 1996	F38	x	x	25.62				<b>25.62</b> SB

Starting order	1	2	3	4	5	6	7	8	9
Initial	1678	1031	1135	1175	1292	1605	1176	1211	1680
After attempt 3	1292	1211	1176	1031	1680	1135	1678	1175	
After attempt 5	1292	1211	1031	1176	1680	1135	1678	1175	

**Weather conditions**

Start of the event:  
End of the event:

**Temperature**

17 °C  
17 °C

**Humidity**

90 %  
92 %

**Conditions**

Overcast  
Light rain

<b>Legend:</b>									
<b>x</b>	Failed trial	-	Passed trial	<b>r</b>	Retired	<b>SB</b>	Season Best		
<b>WR</b>	World Record								



Results  
Résultats

REVISED  
7 SEP 20:22

F41 Records

<b>WORLD RECORD</b>	<b>48.94</b>	<b>SUN Pengxiang</b>	CHN	Kobe (JPN)	25 MAY 2024
<b>PARALYMPIC RECORD</b>	<b>47.13</b>	<b>SUN Pengxiang</b>	CHN	Tokyo (JPN)	4 SEP 2021

Start Time: 18:59

End Time: 19:42

Rank	Athlete Bib	Name	NPC Code	Date of Birth	Sport Class	1	2	3	4	5	6	Result	
1	1350	NAVDEEP	IND	11 NOV 2000	F41	x	46.39	47.32	x	46.05	x	<b>47.32</b>	PB
2	1151	SUN Pengxiang	CHN	16 JAN 1991	F41	41.75	x	44.56	43.88	44.72	41.98	<b>44.72</b>	
3	1392	NUKHAILAWI Wildan	IRQ	10 AUG 1986	F41	38.62	40.46	39.85	x	37.77	38.97	<b>40.46</b>	
4	1168	YE Kah Michel	CIV	14 MAR 1984	F41	32.88	32.96	30.39	37.42	34.87	37.69	<b>37.69</b>	AR
5	1202	CASTRO MARTINEZ Ever Rene	CUB	7 SEP 1993	F41	34.34	32.42	32.88	30.73	30.45	32.29	<b>34.34</b>	
	1371	BEIT SAYAH Sadegh	IRI	17 DEC 1986	F41YRC							<b>DQ</b>	R8.1

Starting order	1	2	3	4	5	6
Initial	1371	1350	1151	1168	1392	1202
After attempt 3	1168	1202	1392	1151	1371	1350
After attempt 5	1202	1168	1392	1151	1350	1371

Weather conditions

Start of the event:  
End of the event:

Temperature

20 °C  
20 °C

Humidity

84 %  
84 %

Conditions

Sunny intervals  
Sunny intervals

Note:

R8.1 - Unsporting or improper conduct (may be direct to a Red Card)

Legend:

x Failed trial      AR Area Record      DQ Disqualified      PB Personal Best  
R WPA Rule      YRC Second Yellow Card

REVISED

Yellow Red Card - Athlete BEIT SAYAH Sadegh - R8.1 - Unsporting or improper conduct (may be direct to a Red Card).



Results  
Résultats

<b>WORLD RECORD</b>	<b>68.60</b>	<b>GURJAR Sundar Singh</b>	IND	Hangzhou (CHN)	25 OCT 2023
<b>PARALYMPIC RECORD</b>	<b>67.79</b>	<b>HERATH MUDIYANSELAGE Dinesh Priyantha Herath</b>	SRI	Tokyo (JPN)	30 AUG 2021

Start Time: 20:51

End Time: 22:09

Rank	Athlete Bib	Name	NPC Code	Date of Birth	Sport Class	1	2	3	4	5	6	Result
1	1205	VARONA GONZALEZ Guillermo	CUB	1 AUG 1995	F46	63.63	66.14	64.47	62.48	x	r	<b>66.14</b> AR
2	1334	AJEET SINGH	IND	5 SEP 1993	F46	59.80	60.53	62.33	60.47	65.62	x	<b>65.62</b> PB
3	1339	GURJAR Sundar Singh	IND	1 JAN 1996	F46	62.92	61.75	x	64.96	x	x	<b>64.96</b> SB
4	1487	GABRIEL BUENAVENT.	MEX	28 MAR 1998	F46	57.63	55.55	59.12	58.68	61.65	x	<b>61.65</b>
5	1355	RINKU	IND	1 JAN 1999	F46	57.34	x	60.58	x	x	61.58	<b>61.58</b> SB
6	1421	TAKAHASHI Shunya	JPN	2 JUL 1998	F46	59.28	x	59.76	x	58.31	x	<b>59.76</b>
7	1425	YAMAZAKI Akihiro	JPN	23 DEC 1995	F46	57.67	53.87	55.48	51.35	54.85	56.89	<b>57.67</b>
8	1452	MAKSIMS Raivo	LAT	18 JAN 1999	F46	47.34	46.45	x	44.88	47.54	45.77	<b>47.54</b>
9	1455	KOLLIE Jutomu	LBR	2 JUN 1999	F46	x	32.31	r				<b>32.31</b>

Starting order	1	2	3	4	5	6	7	8	9
Initial	1334	1487	1355	1421	1452	1425	1339	1205	1455
After attempt 3	1452	1425	1487	1421	1355	1334	1339	1205	
After attempt 5	1452	1425	1421	1355	1487	1339	1334	1205	

Weather conditions

Start of the event:  
End of the event:

Temperature

20 °C  
20 °C

Humidity

65 %  
65 %

Conditions

Overcast  
Overcast

<b>Legend:</b>	<b>x</b> Failed trial	<b>AR</b> Area Record	<b>PB</b> Personal Best	<b>r</b> Retired
	<b>SB</b> Season Best			



**Results**  
Résultats

**F54 Records**

<b>WORLD RECORD</b>	<b>33.29</b>	<b>PHONGSAVANH Justin</b>	USA	Minneapolis, MN (USA)	19 JUN 2021
<b>PARALYMPIC RECORD</b>	<b>31.35</b>	<b>AMIRI Hamed</b>	IRI	Tokyo (JPN)	3 SEP 2021

Start Time: 10:39

End Time: 12:17

Rank	Athlete Bib	Name	NPC Code	Date of Birth	Sport Class	1	2	3	4	5	6	Result
1	1540	REVENKO Ivan	NPA	12 APR 1986	F54	30.57	30.77	30.54	30.18	x	29.77	<b>30.77</b> PB
2	1486	FUENTES YANEZ Edgar Ulises	MEX	21 APR 1994	F54	x	x	x	30.53	30.17	x	<b>30.53</b> SB
3	1318	STEFANOUDAKIS Emmanouil	GRE	5 APR 1983	F54	28.38	30.13	29.36	28.54	28.30	x	<b>30.13</b>
4	1718	PHONGSAVANH Justin	USA	19 MAY 1997	F54	28.70	29.27	27.91	x	28.41	29.31	<b>29.31</b>
5	1372	BONDORI DERAZNOEI Erfan	IRI	1 JUL 1999	F54	25.90	26.84	29.12	26.48	26.93	26.30	<b>29.12</b>
6	1625	CUCHRAN Ladislav	SVK	4 AUG 1982	F54	27.33	26.62	26.47	x	26.80	x	<b>27.33</b>
7	1337	DIPEESH KUMAR	IND	1 FEB 2005	F54	26.11	25.59	x	x	25.90	x	<b>26.11</b>

Starting order	1	2	3	4	5	6	7
	1718	1318	1486	1372	1540	1625	1337

**Weather conditions**

Start of the event:  
End of the event:

**Temperature**

17 °C  
18 °C

**Humidity**

84 %  
79 %

**Conditions**

Partly cloudy  
Few clouds

<b>Legend:</b>	<b>x</b> Failed trial	<b>PB</b> Personal Best	<b>SB</b> Season Best
----------------	-----------------------	-------------------------	-----------------------



**Results**  
Résultats

**F57 Records**

<b>WORLD RECORD</b>	<b>51.42</b>	<b>HEIDARI Hamed</b>	AZE	Tokyo (JPN)	28 AUG 2021
<b>PARALYMPIC RECORD</b>	<b>51.42</b>	<b>HEIDARI Hamed</b>	AZE	Tokyo (JPN)	28 AUG 2021

Start Time: 19:10

End Time: 22:03

Rank	Athlete Bib	Name	NPC Code	Date of Birth	Sport Class	1	2	3	4	5	6	Result
1	1737	ODILOV Yorkinbek	UZB	28 JUN 2000	F57	48.69	50.18	50.32	48.97	46.26	46.99	<b>50.32</b> AR
2	1672	KHALVANDI Muhammet	TUR	11 JAN 1990	F57	49.96	x	48.64	48.95	48.73	49.97	<b>49.97</b> SB
3	1094	LINS NOBRE Cicero Valdiran	BRA	23 JUN 1992	F57	x	x	x	47.70	49.46	x	<b>49.46</b>
4	1380	PAPI Amanolah	IRI	3 APR 1990	F57	46.04	46.96	45.96	47.10	46.97	47.63	<b>47.63</b> SB
5	1601	DIOUF Youssoupha	SEN	31 DEC 1986	F57	46.11	47.39	45.22	45.75	44.77	43.31	<b>47.39</b> AR
6	1333	PURWOLAKSONO Fauzi	INA	28 DEC 1993	F57	44.44	43.62	42.28	44.89	45.66	x	<b>45.66</b>
7	1254	KAVAKAVA Vitolio	FRA	6 APR 1995	F57	43.16	43.11	42.99	42.30	x	x	<b>43.16</b>
8	1344	KUMAR Parveen	IND	20 AUG 1992	F57	40.21	41.91	41.23	42.12	40.35	40.42	<b>42.12</b>
9	1190	FERNANDES SEMEDO Marilson	CPV	9 MAR 1989	F57	39.97	x	38.04	x	38.29	37.42	<b>39.97</b> PB
10	1021	GIMENEZ REINOSO PD	ARG	7 SEP 1983	F57	33.63	34.63	35.84	33.67	x	x	<b>35.84</b>
11	1603	WYNDHAM George	SLE	23 MAR 1990	F57	x	12.90	15.07	14.22	14.67	x	<b>15.07</b> PB

Starting order	1	2	3	4	5	6	7	8	9	10	11
	1603	1021	1190	1333	1672	1380	1737	1254	1094	1601	1344

**Weather conditions**

Start of the event:  
End of the event:

**Temperature**

24 °C  
23 °C

**Humidity**

79 %  
83 %

**Conditions**

Overcast  
Overcast

**Legend:**

x Failed trial      AR Area Record      PB Personal Best      SB Season Best



## Results Résultats

### F42 Records

<b>WORLD RECORD</b>	<b>59.19</b>	<b>ROBERTO FLORIANI Edenilson</b>	BRA	Sao Paulo (BRA)	18 JUN 2022
<b>PARALYMPIC RECORD</b>	<b>55.54</b>	<b>ROBERTO FLORIANI Edenilson</b>	BRA	Tokyo (JPN)	30 AUG 2021

### F44 Records

<b>WORLD RECORD</b>	<b>66.49</b>	<b>KODITHUWAKKU Dulan</b>	SRI	Kobe (JPN)	21 MAY 2024
<b>PARALYMPIC RECORD</b>	<b>66.29</b>	<b>BURIAN Michal</b>	AUS	Tokyo (JPN)	30 AUG 2021

### F64 Records

<b>WORLD RECORD</b>	<b>73.29</b>	<b>Sumit</b>	IND	Hangzhou (CHN)	25 OCT 2023
<b>PARALYMPIC RECORD</b>	<b>68.55</b>	<b>Sumit</b>	IND	Tokyo (JPN)	30 AUG 2021

Start Time: 18:59

End Time: 19:59

Rank	Athlete Bib	Name	NPC Code	Date of Birth	Sport Class	1	2	3	4	5	6	Result
1	1360	SUMIT	IND	7 JUN 1998	F64	69.11	70.59	66.66	x	69.04	66.57	<b>70.59</b> PR,SB
2	1616	KODITHUWAKKU Dulan	SRI	10 JUL 1990	F44	63.14	63.61	55.01	63.73	67.03	64.38	<b>67.03</b> WR
3	1033	BURIAN Michal	AUS	27 JUN 1992	F44	63.78	64.89	58.89	60.34	62.39	60.80	<b>64.89</b> SB
4	1357	SANDEEP	IND	10 APR 1996	F44	60.00	59.30	62.80	60.34	x	62.55	<b>62.80</b> SB
5	1683	NOVAK Roman	UKR	19 SEP 1988	F44	52.61	x	55.02	61.04	58.85	58.53	<b>61.04</b> AR
6	1468	EZ ZOUHRI Zakariae	MAR	8 SEP 1999	F44	58.58	x	57.86	57.40	55.61	54.63	<b>58.58</b>
7	1358	SARGAR Sandip Sanjay	IND	13 FEB 1993	F44	54.86	57.04	58.03	55.45	57.96	56.30	<b>58.03</b>
8	1102	ROBERTO FLORIANI Edenilson	BRA	26 MAY 1990	F42	57.99	55.74	55.99	x	54.39	x	<b>57.99</b> PR,SB
9	1749	KAHU Ken	VAN	27 JUL 1999	F44	x	52.01	50.04				<b>52.01</b> PB
10	1712	LOCCIDENT Derek	USA	13 JUL 1998	F64	47.58	46.33	44.97				<b>47.58</b> PB

Starting order	1	2	3	4	5	6	7	8	9	10
Initial	1102	1358	1033	1616	1360	1468	1683	1749	1357	1712
After attempt 3	1683	1102	1358	1468	1357	1616	1033	1360		
After attempt 5	1102	1358	1468	1683	1357	1033	1616	1360		

### Weather conditions

Start of the event:  
End of the event:

### Temperature

24 °C  
23 °C

### Humidity

61 %  
60 %

### Conditions

Overcast  
Overcast

<b>x</b>	Failed trial	<b>AR</b>	Area Record	<b>PB</b>	Personal Best	<b>PR</b>	Paralympic Record
<b>SB</b>	Season Best	<b>WR</b>	World Record				



## Results

### Résultats

#### F32 Records

<b>WORLD RECORD</b>	<b>46.60</b>	<b>BO Qing</b>	CHN	Paris (FRA)	10 JUL 2023
<b>PARALYMPIC RECORD</b>	<b>45.39</b>	<b>LIU Li</b>	CHN	Tokyo (JPN)	28 AUG 2021

Start Time: 19:07

End Time: 20:59

Rank	Athlete Bib	Name	NPC Code	Date of Birth	Sport Class	1	2	3	4	5	6	Result
1	1522	CHURKIN Aleksei	NPA	2 JUL 1998	F32	40.33	39.42	38.65	38.46	37.02	x	<b>40.33</b> AR
2	1311	KONSTANTINIDIS Athanasios	GRE	29 APR 1970	F32	36.85	36.88	35.78	35.14	37.62	38.65	<b>38.65</b> PB
3	1009	MEHIDEB Ahmed	ALG	18 JAN 1995	F32	37.75	38.61	37.78	x	37.08	36.49	<b>38.61</b>
4	1005	FERHAH Walid	ALG	4 MAY 1992	F32	37.90	37.12	36.63	37.48	37.99	37.12	<b>37.99</b>
5	1317	STEFANIDIS Lazaros	GRE	1 FEB 1957	F32	x	x	x	36.38	x	36.87	<b>36.87</b>
6	1210	SERBUS Frantisek	CZE	20 JUL 1985	F32	30.99	32.52	33.49	32.80	32.28	33.48	<b>33.49</b>
7	1660	SALHI Wassim	TUN	30 OCT 2003	F32	33.24	31.91	32.55	x	31.05	32.15	<b>33.24</b>
8	1010	MISSOUNI Abdelhak	ALG	7 FEB 1992	F32	x	x	x	32.91	x	31.83	<b>32.91</b>
9	1320	ZISIDIS Dimitrios	GRE	26 MAR 1975	F32	23.28	23.52	x	23.38	23.90	23.17	<b>23.90</b>

Starting order	1	2	3	4	5	6	7	8	9
	1320	1010	1009	1522	1005	1317	1210	1660	1311

#### Weather conditions

Start of the event:  
End of the event:

#### Temperature

24 °C  
23 °C

#### Humidity

79 %  
84 %

#### Conditions

Overcast  
Partly cloudy

#### Legend:

x Failed trial      AR Area Record      PB Personal Best





## Results

### Résultats

<b>WORLD RECORD</b>	<b>36.22</b>	<b>TAIMAZOV Musa</b>	RUS	Cheboksary (RUS)	12 AUG 2023
<b>PARALYMPIC RECORD</b>	<b>35.42</b>	<b>TAIMAZOV Musa</b>	RPC	Tokyo (JPN)	1 SEP 2021

Start Time: 19:27

End Time: 22:24

Rank	Athlete Bib	Name	NPC Code	Date of Birth	Sport Class	1	2	3	4	5	6	Result
1	1336	DHARAMBIR	IND	18 JAN 1989	F51	x	x	x	x	34.92	31.59	<b>34.92</b> AR
2	1359	SOORMA Pranav	IND	4 OCT 1994	F51	34.59	34.19	x	34.50	33.90	33.70	<b>34.59</b>
3	1608	DIMITRIJEVIC Zeljko	SRB	4 JAN 1971	F51	32.70	34.18	32.91	33.70	32.46	31.80	<b>34.18</b>
4	1610	GRAOVAC Filip	SRB	21 APR 1984	F51	31.39	32.09	32.21	31.18	31.27	31.40	<b>32.21</b>
5	1492	RAMOS HERNANDEZ MS	MEX	15 APR 1981	F51	29.81	31.76	x	x	x	29.27	<b>31.76</b>
6	1528	HRYB Uladzislau	NPA	19 FEB 1997	F51	28.09	27.75	x	30.69	30.78	31.69	<b>31.69</b>
7	1612	RADISIC Aleksandar	SRB	1 MAR 1984	F51	x	31.32	31.32	x	31.08	30.96	<b>31.32</b>
8	1626	KUREJA Marian	SVK	30 JUL 1980	F51	x	x	29.30	29.26	26.46	x	<b>29.30</b>
9	1208	ENGE Michal	CZE	17 DEC 1985	F51	27.04	27.37	27.65	27.34	28.32	27.23	<b>28.32</b>
10	1343	KUMAR Amit Kumar	IND	12 JAN 1985	F51 YC	x	21.49	x	23.96	x	x	<b>23.96</b>

Starting order	1	2	3	4	5	6	7	8	9	10
	1336	1492	1608	1359	1528	1343	1612	1626	1610	1208

#### Weather conditions

Start of the event:  
End of the event:

#### Temperature

21 °C  
18 °C

#### Humidity

51 %  
68 %

#### Conditions

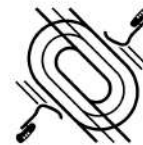
Overcast  
Overcast

#### Note:

Yellow Card – Athlete KUMAR Amit Kumar (IND) – WPA Rule 34.6b

#### Legend:

x Failed trial      AR Area Record      YC Yellow Card



## Results

Résultats

<b>WORLD RECORD</b>	<b>11.80</b>	<b>GEBER dos SANTOS Jerusa</b>	BRA	Paris (FRA)	2 SEP 2024
<b>PARALYMPIC RECORD</b>	<b>11.80</b>	<b>GEBER dos SANTOS Jerusa</b>	BRA	Paris (FRA)	2 SEP 2024

Wind: -0.1m/s

Rank	Athlete Bib	Name	NPC Code	Date of Birth	Sport Class	Lane	Reaction Time	Result
1	2073	<b>GEBER dos SANTOS Jerusa</b> Guide dos SANTOS GARCIA	BRA	26 APR 1982 2 OCT 1997	T11	3	0.156 0.137	<b>11.83</b>
2	2125	<b>LIU Cuiqing</b> Guide CHEN Shengming	CHN	28 OCT 1991 16 FEB 2004	T11	7	0.150 0.129	<b>12.04</b>
3	2083	<b>SILVA SPOLADORE Lorena</b> Guide COSTA OLIVEIRA Renato Ben Hur	BRA	19 DEC 1995 11 JAN 1994	T11	5	0.181 0.156	<b>12.14</b>
4	2612	<b>PEREZ LOPEZ Linda Patricia</b> Guide CASSIANI HERRERA Alvaro Luis	VEN	9 JUL 1998 8 FEB 1990	T11	1	0.160 0.169	<b>12.27</b>

### Weather conditions

Temperature: 21 °C      Humidity: 62 %      Conditions: Overcast



## Results Progression

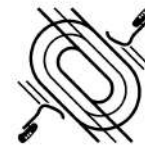
Progression des résultats

<b>WORLD RECORD</b>	<b>11.80</b>	<b>GEBER dos SANTOS Jerusa</b>	BRA	Paris (FRA)	2 SEP 2024
<b>PARALYMPIC RECORD</b>	<b>11.80</b>	<b>GEBER dos SANTOS Jerusa</b>	BRA	Paris (FRA)	2 SEP 2024

Rank	Athlete Bib	Name	NPC Code	Date of Birth	Sport Class	Phase	Lane	Pos	Wind	Time
1	2073	<b>GEBER dos SANTOS J</b> Guide dos SANTOS GARCIA	BRA	26 APR 1982 2 OCT 1997	T11	Final	3	1	-0.1	<b>11.83</b>
						Semi-Final 2/2	3	1	+0.2	<b>11.80</b> Q WR
						Round 1 - Heat 2/4	3	1	+0.5	<b>12.57</b> Q
2	2125	<b>LIU Cuiqing</b> Guide CHEN Shengming	CHN	28 OCT 1991 16 FEB 2004	T11	Final	7	2	-0.1	<b>12.04</b>
						Semi-Final 2/2	5	2	+0.2	<b>12.06</b> q
						Round 1 - Heat 4/4	7	1	-0.3	<b>12.15</b> Q
3	2083	<b>SILVA SPOLADORE L</b> Guide COSTA OLIVEIRA RBH	BRA	19 DEC 1995 11 JAN 1994	T11	Final	5	3	-0.1	<b>12.14</b>
						Semi-Final 1/2	5	1	0.0	<b>12.07</b> Q SB
						Round 1 - Heat 1/4	5	1	+0.7	<b>12.11</b> Q SB
4	2612	<b>PEREZ LOPEZ LP</b> Guide CASSIANI HERRERA A	VEN	9 JUL 1998 8 FEB 1990	T11	Final	1	4	-0.1	<b>12.27</b>
						Semi-Final 2/2	7	3	+0.2	<b>12.19</b> q SB
						Round 1 - Heat 4/4	3	2	-0.3	<b>12.24</b> q SB

**Legend:**

<b>Pos</b>	Position	<b>Q</b>	Qualified by place	<b>q</b>	Qualified by time	<b>SB</b>	Season Best
<b>WR</b>	World Record						



## Results

### Résultats

Qualification: First in each heat (Q) and the next 2 fastest (q) advance to the Final.

<b>WORLD RECORD</b>	<b>11.83</b>	<b>GEBER dos SANTOS Jerusa</b>	BRA	Sao Paulo (BRA)	25 MAR 2023
<b>PARALYMPIC RECORD</b>	<b>11.91</b>	<b>CLEGG Libby</b>	GBR	Rio de Janeiro (BRA)	9 SEP 2016

**Semi-Final 1** Start Time: 19:20 Wind: 0.0 m/s

Rank	Athlete Bib	Name	NPC Code	Date of Birth	Sport Class	Lane	Reaction Time	Result
1	2083	<b>SILVA SPOLADORE Lorena</b>	BRA	19 DEC 1995	T11	5	0.154	<b>12.07</b> Q SB
		Guide COSTA OLIVEIRA RBH		11 JAN 1994			0.173	
2	2407	<b>ISHITILE Lahja</b>	NAM	21 JUL 1997	T11	7	0.155	<b>12.19</b>
		Guide SHIMANDA Sem		22 APR 1994			0.256	
3	2142	<b>ZHOU Guohua</b>	CHN	10 OCT 1990	T11	3	0.186	<b>12.25</b> SB
		Guide GU Dengpu		9 AUG 1989			0.194	
4	2007	<b>MOKO Juliana Ngleya</b>	ANG	20 JUN 2000	T11	1	0.176	<b>12.56</b>
		Guide SAPALO Abraao Abreu		20 FEB 2001			0.174	

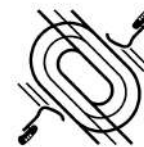
**Semi-Final 2** Start Time: 19:29 Wind: +0.2 m/s

Rank	Athlete Bib	Name	NPC Code	Date of Birth	Sport Class	Lane	Reaction Time	Result
1	2073	<b>GEBER dos SANTOS Jerusa</b>	BRA	26 APR 1982	T11	3	0.179	<b>11.80</b> Q WR
		Guide dos SANTOS GARCIA		2 OCT 1997			0.138	
2	2125	<b>LIU Cuiqing</b>	CHN	28 OCT 1991	T11	5	0.155	<b>12.06</b> q
		Guide CHEN Shengming		16 FEB 2004			0.166	
3	2612	<b>PEREZ LOPEZ Linda Patricia</b>	VEN	9 JUL 1998	T11	7	0.145	<b>12.19</b> q SB
		Guide CASSIANI HERRERA Alvaro Luis		8 FEB 1990			0.170	
4	2069	<b>dos SANTOS Jhulia Karol</b>	BRA	18 SEP 1991	T11	1	0.167	<b>12.58</b>
		Guide SOUZA Patrick		10 SEP 2004			0.151	

#### Weather conditions at the beginning of the 1st heat

Temperature: 24 °C Humidity: 61 % Conditions: Overcast

<b>Legend:</b>	Q	Qualified by place	q	Qualified by time	SB	Season Best	WR	World Record
----------------	---	--------------------	---	-------------------	----	-------------	----	--------------



## Results Summary

### Résumé des résultats

Qualification: First in each heat (Q) and the next 2 fastest (q) advance to the Final.

<b>WORLD RECORD</b>	<b>11.83</b>	<b>GEBER dos SANTOS Jerusa</b>	BRA	Sao Paulo (BRA)	25 MAR 2023
<b>PARALYMPIC RECORD</b>	<b>11.91</b>	<b>CLEGG Libby</b>	GBR	Rio de Janeiro (BRA)	9 SEP 2016

Rank	Athlete Bib	Name	NPC Code	Sport Class	Heat	Lane	Pos	Time	Wind	
1	2073	<b>GEBER dos SANTOS Jerusa</b> Guide dos SANTOS GARCIA	BRA	T11	2	3	1	<b>11.80</b>	+0.2	Q WR
2	2125	<b>LIU Cuiqing</b> Guide CHEN Shengming	CHN	T11	2	5	2	<b>12.06</b>	+0.2	q
3	2083	<b>SILVA SPOLADORE Lorena</b> Guide COSTA OLIVEIRA Renato Ben Hur	BRA	T11	1	5	1	<b>12.07</b>	0.0	Q SB
4	2612	<b>PEREZ LOPEZ Linda Patricia</b> Guide CASSIANI HERRERA Alvaro Luis	VEN	T11	2	7	3	<b>12.19</b>	+0.2	q SB
5	2407	<b>ISHITILE Lahja</b> Guide SHIMANDA Sem	NAM	T11	1	7	2	<b>12.19</b>	0.0	
6	2142	<b>ZHOU Guohua</b> Guide GU Dengpu	CHN	T11	1	3	3	<b>12.25</b>	0.0	SB
7	2007	<b>MOKO Juliana Ngleya</b> Guide SAPALO Abraao Abreu	ANG	T11	1	1	4	<b>12.56</b>	0.0	
8	2069	<b>dos SANTOS Jhulia Karol</b> Guide SOUZA Patrick	BRA	T11	2	1	4	<b>12.58</b>	+0.2	

<b>Legend:</b>						
<b>Pos</b>	Position	<b>Q</b>	Qualified by place	<b>q</b>	Qualified by time	<b>SB</b> Season Best
<b>WR</b>	World Record					



## Results Progression

Progression des résultats

<b>WORLD RECORD</b>	<b>11.83</b>	<b>GEBER dos SANTOS Jerusa</b>	BRA	Sao Paulo (BRA)	25 MAR 2023
<b>PARALYMPIC RECORD</b>	<b>11.91</b>	<b>CLEGG Libby</b>	GBR	Rio de Janeiro (BRA)	9 SEP 2016

Rank	Athlete Bib	Name	NPC Code	Date of Birth	Sport Class	Phase	Lane	Pos	Wind	Time
1	2073	<b>GEBER dos SANTOS J</b> Guide dos SANTOS GARCIA	BRA	26 APR 1982	T11	Semi-Final 2/2	3	1	+0.2	<b>11.80</b> Q WR
				2 OCT 1997		Round 1 - Heat 2/4	3	1	+0.5	<b>12.57</b> Q
2	2125	<b>LIU Cuiqing</b> Guide CHEN Shengming	CHN	28 OCT 1991	T11	Semi-Final 2/2	5	2	+0.2	<b>12.06</b> q
				16 FEB 2004		Round 1 - Heat 4/4	7	1	-0.3	<b>12.15</b> Q
3	2083	<b>SILVA SPOLADORE L</b> Guide COSTA OLIVEIRA RBH	BRA	19 DEC 1995	T11	Semi-Final 1/2	5	1	0.0	<b>12.07</b> Q SB
				11 JAN 1994		Round 1 - Heat 1/4	5	1	+0.7	<b>12.11</b> Q SB
4	2612	<b>PEREZ LOPEZ LP</b> Guide CASSIANI HERRERA A	VEN	9 JUL 1998	T11	Semi-Final 2/2	7	3	+0.2	<b>12.19</b> q SB
				8 FEB 1990		Round 1 - Heat 4/4	3	2	-0.3	<b>12.24</b> q SB
5	2407	<b>ISHITILE Lahja</b> Guide SHIMANDA Sem	NAM	21 JUL 1997	T11	Semi-Final 1/2	7	2	0.0	<b>12.19</b>
				22 APR 1994		Round 1 - Heat 1/4	1	2	+0.7	<b>12.12</b> q AR
6	2142	<b>ZHOU Guohua</b> Guide GU Dengpu	CHN	10 OCT 1990	T11	Semi-Final 1/2	3	3	0.0	<b>12.25</b> SB
				9 AUG 1989		Round 1 - Heat 3/4	5	1	+0.1	<b>12.28</b> Q SB
7	2007	<b>MOKO Juliana Ngleya</b> Guide SAPALO Abraao Abreu	ANG	20 JUN 2000	T11	Semi-Final 1/2	1	4	0.0	<b>12.56</b>
				20 FEB 2001		Round 1 - Heat 3/4	3	2	+0.1	<b>12.51</b> q PB
8	2069	<b>dos SANTOS JK</b> Guide SOUZA Patrick	BRA	18 SEP 1991	T11	Semi-Final 2/2	1	4	+0.2	<b>12.58</b>
				10 SEP 2004		Round 1 - Heat 3/4	7	3	+0.1	<b>12.56</b> q

<b>Legend:</b>	<b>AR</b> Area Record	<b>PB</b> Personal Best	<b>Pos</b> Position	<b>Q</b> Qualified by place
	<b>q</b> Qualified by time	<b>SB</b> Season Best	<b>WR</b> World Record	



## Results

### Résultats

Qualification: First in each heat (Q) and the next 4 fastest (q) advance to the Semifinals.

<b>WORLD RECORD</b>	<b>11.83</b>	<b>GEBER dos SANTOS Jerusa</b>	BRA	Sao Paulo (BRA)	25 MAR 2023
<b>PARALYMPIC RECORD</b>	<b>11.91</b>	<b>CLEGG Libby</b>	GBR	Rio de Janeiro (BRA)	9 SEP 2016

**Heat 1** Start Time: 12:18 Wind: +0.7 m/s

Rank	Athlete Bib	Name	NPC Code	Date of Birth	Sport Class	Lane	Reaction Time	Result
1	2083	<b>SILVA SPOLADORE Lorena</b> Guide COSTA OLIVEIRA RBH	BRA	19 DEC 1995 11 JAN 1994	T11	5	0.166 0.159	<b>12.11</b> Q SB
2	2407	<b>ISHITILE Lahja</b> Guide SHIMANDA Sem	NAM	21 JUL 1997 22 APR 1994	T11	1	0.208 0.180	<b>12.12</b> q AR
3	2596	<b>MIRZAYOROVA Asila</b> Guide MIRZAYOROV Abduvokhid	UZB	3 JUL 1999 4 MAY 2001	T11	3	0.217 0.222	<b>13.08</b> PB
4	2011	<b>COPPOLA MOLINA RT</b> Guide JASID Juan	ARG	22 SEP 2001 27 FEB 1989	T11	7	0.165 0.204	YC <b>14.05</b> PB

**Heat 2** Start Time: 12:27 Wind: +0.5 m/s

Rank	Athlete Bib	Name	NPC Code	Date of Birth	Sport Class	Lane	Reaction Time	Result
1	2073	<b>GEBER dos SANTOS Jerusa</b> Guide dos SANTOS GARCIA	BRA	26 APR 1982 2 OCT 1997	T11	3	0.169 0.134	<b>12.57</b> Q
2	2200	<b>GARCIA FALAGAN Alba</b> Guide FOLGADO MUNOZ Diego	ESP	16 FEB 2002 11 MAY 2000	T11	5	0.156 0.172	<b>12.90</b> SB
3	2323	<b>DEDAJ Arjola</b> Guide GALBIATI Alessandro	ITA	26 NOV 1981 4 DEC 1998	T11	7	0.207 0.230	<b>13.13</b>

**Heat 3** Start Time: 12:36 Wind: +0.1 m/s

Rank	Athlete Bib	Name	NPC Code	Date of Birth	Sport Class	Lane	Reaction Time	Result
1	2142	<b>ZHOU Guohua</b> Guide GU Dengpu	CHN	10 OCT 1990 9 AUG 1989	T11	5	0.175 0.185	<b>12.28</b> Q SB
2	2007	<b>MOKO Juliana Ngleya</b> Guide SAPALO Abraao Abreu	ANG	20 JUN 2000 20 FEB 2001	T11	3	0.165 0.155	<b>12.51</b> q PB
3	2069	<b>dos SANTOS Jhulia Karol</b> Guide SOUZA Patrick	BRA	18 SEP 1991 10 SEP 2004	T11	7	0.155 0.163	<b>12.56</b> q
	2259	<b>DOMINGAS Na Brinbamde</b> Guide SEMEDO Klisman	GBS	15 MAY 2001 16 FEB 1996	T11	1	0.155 0.155	<b>DQ</b> R19.4

**Heat 4** Start Time: 12:45 Wind: -0.3 m/s

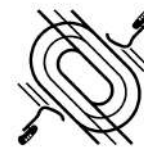
Rank	Athlete Bib	Name	NPC Code	Date of Birth	Sport Class	Lane	Reaction Time	Result
1	2125	<b>LIU Cuiqing</b> Guide CHEN Shengming	CHN	28 OCT 1991 16 FEB 2004	T11	7	0.146 0.191	<b>12.15</b> Q
2	2612	<b>PEREZ LOPEZ Linda Patricia</b> Guide CASSIANI HERRERA Alvaro Luis	VEN	9 JUL 1998 8 FEB 1990	T11	3	0.160 0.181	<b>12.24</b> q SB
3	2380	<b>IBRAHIM Fathimath</b> 2220 <b>BOULAGHLEM Delya</b> Guide ACHI-YAO Harold Ernest	MDV FRA	6 AUG 1991 26 JUL 1989 15 MAY 1997	T11 T11	5 1	0.234 0.228	<b>17.10</b> PB <b>DQ</b> R19.4

#### Weather conditions at the beginning of the 1st heat

Temperature: 23 °C Humidity: 67 % Conditions: Partly cloudy

**Note:**  
Yellow Card - Athlete COPPOLA MOLINA Rosario Trinidad - R6.16.1 - Noncompliance of equipment – racing chairs, running frames, throwing frames, prosthetic devices, helmets, tethers and eye masks/opaque glasses.  
R19.4 - Guide-runner finishing before athlete

Legend:							
<b>AR</b>	Area Record	<b>DQ</b>	Disqualified	<b>PB</b>	Personal Best	<b>Q</b>	Qualified by place
<b>q</b>	Qualified by time	<b>R</b>	WPA Rule	<b>SB</b>	Season Best	<b>YC</b>	Yellow Card



## Results Summary

### Résumé des résultats

Qualification: First in each heat (Q) and the next 4 fastest (q) advance to the Semifinals.

<b>WORLD RECORD</b>	<b>11.83</b>	<b>GEBER dos SANTOS Jerusa</b>	BRA	Sao Paulo (BRA)	25 MAR 2023
<b>PARALYMPIC RECORD</b>	<b>11.91</b>	<b>CLEGG Libby</b>	GBR	Rio de Janeiro (BRA)	9 SEP 2016

Rank	Athlete Bib	Name	NPC Code	Sport Class	Heat	Lane	Pos	Time	Wind		
1	2083	<b>SILVA SPOLADORE Lorena</b> Guide COSTA OLIVEIRA RBH	BRA	T11	1	5	1	<b>12.11</b>	+0.7	Q	SB
2	2407	<b>ISHITILE Lahja</b> Guide SHIMANDA Sem	NAM	T11	1	1	2	<b>12.12</b>	+0.7	q	AR
3	2125	<b>LIU Cuiqing</b> Guide CHEN Shengming	CHN	T11	4	7	1	<b>12.15</b>	-0.3	Q	
4	2612	<b>PEREZ LOPEZ Linda Patricia</b> Guide CASSIANI HERRERA A	VEN	T11	4	3	2	<b>12.24</b>	-0.3	q	SB
5	2142	<b>ZHOU Guohua</b> Guide GU Dengpu	CHN	T11	3	5	1	<b>12.28</b>	+0.1	Q	SB
6	2007	<b>MOKO Juliana Ngleya</b> Guide SAPALO Abraao Abreu	ANG	T11	3	3	2	<b>12.51</b>	+0.1	q	PB
7	2069	<b>dos SANTOS Jhulia Karol</b> Guide SOUZA Patrick	BRA	T11	3	7	3	<b>12.56</b>	+0.1	q	
8	2073	<b>GEBER dos SANTOS Jerusa</b> Guide dos SANTOS GARCIA	BRA	T11	2	3	1	<b>12.57</b>	+0.5	Q	
9	2200	<b>GARCIA FALAGAN Alba</b> Guide FOLGADO MUNOZ Diego	ESP	T11	2	5	2	<b>12.90</b>	+0.5		SB
10	2596	<b>MIRZAYOROVA Asila</b> Guide MIRZAYOROV Abduvokhid	UZB	T11	1	3	3	<b>13.08</b>	+0.7		PB
11	2323	<b>DEDAJ Arjola</b> Guide GALBIATI Alessandro	ITA	T11	2	7	3	<b>13.13</b>	+0.5		
12	2011	<b>COPPOLA MOLINA Rosario Trinidad</b> Guide JASID Juan	ARG	T11	1	7	4	<b>14.05</b>	+0.7		PB
13	2380	<b>IBRAHIM Fathimath</b>	MDV	T11	4	5	3	<b>17.10</b>	-0.3		PB
	2220	<b>BOULAGHLEM Delya</b> Guide ACHI-YAO Harold Ernest	FRA	T11	4	1		<b>DQ</b>			R19.4
	2259	<b>DOMINGAS Na Brinbamde</b> Guide SEMEDO Klisman	GBS	T11	3	1		<b>DQ</b>			R19.4

#### Note:

Yellow Card - Athlete COPPOLA MOLINA Rosario Trinidad - R6.16.1 - Noncompliance of equipment – racing chairs, running frames, throwing frames, prosthetic devices, helmets, tethers and eye masks/opaque glasses.

R19.4 - Guide-runner finishing before athlete

#### Legend:

<b>AR</b>	Area Record	<b>DQ</b>	Disqualified	<b>PB</b>	Personal Best	<b>Pos</b>	Position
<b>Q</b>	Qualified by place	<b>q</b>	Qualified by time	<b>R</b>	WPA Rule	<b>SB</b>	Season Best
<b>YC</b>	Yellow Card						





## Results

### Résultats

<b>WORLD RECORD</b>	<b>11.40</b>	<b>DURAND ELIAS Omara</b>	CUB	Rio de Janeiro (BRA)	9 SEP 2016
<b>PARALYMPIC RECORD</b>	<b>11.40</b>	<b>DURAND ELIAS Omara</b>	CUB	Rio de Janeiro (BRA)	9 SEP 2016

Wind: 0.0m/s

Rank	Athlete Bib	Name	NPC Code	Date of Birth	Sport Class	Lane	Reaction Time	Result
1	2178	<b>DURAND ELIAS Omara</b> Guide KINDELAN VARGAS Yuniol	CUB	26 NOV 1991 17 JUN 1994	T12	5	0.183 0.191	<b>11.81</b> SB
2	2539	<b>BOTURCHUK Oksana</b> Guide BARABANOV Mykyta	UKR	12 SEP 1984 26 MAY 2001	T12	1	0.188 0.165	<b>12.17</b> SB
3	2270	<b>MUELLER-ROTTGARDT Katrin</b> Guide FIENER Noel-Philippe	GER	15 JAN 1982 26 OCT 1997	T12	3	0.187 0.224	<b>12.26</b> =SB
4	2304	<b>SIMRAN</b> Guide SINGH Abhay	IND	9 NOV 1999 15 JUN 2006	T12	7	0.206 0.177	<b>12.31</b>

#### Weather conditions

Temperature: 17 °C      Humidity: 86 %      Conditions: Overcast

<b>Legend:</b>	=SB	Equal Season Best	SB	Season Best
----------------	-----	-------------------	----	-------------



## Results Progression

Progression des résultats

<b>WORLD RECORD</b>	<b>11.40</b>	<b>DURAND ELIAS Omara</b>	CUB	Rio de Janeiro (BRA)	9 SEP 2016
<b>PARALYMPIC RECORD</b>	<b>11.40</b>	<b>DURAND ELIAS Omara</b>	CUB	Rio de Janeiro (BRA)	9 SEP 2016

Rank	Athlete Bib	Name	NPC Code	Date of Birth	Sport Class	Phase	Lane	Pos	Wind	Time	
1	2178	<b>DURAND ELIAS Omara</b> Guide KINDELAN VARGAS Y	CUB	26 NOV 1991 17 JUN 1994	T12	Final	5	1	0.0	<b>11.81</b>	SB
						Semi-Final 1/2	4	1	+0.5	<b>12.01</b>	Q
						Round 1 - Heat 4/4	1	1	-0.1	<b>11.87</b>	Q SB
2	2539	<b>BOTURCHUK Oksana</b> Guide BARABANOV Mykyta	UKR	12 SEP 1984 26 MAY 2001	T12	Final	1	2	0.0	<b>12.17</b>	SB
						Semi-Final 1/2	8	2	+0.5	<b>12.36</b>	q
						Round 1 - Heat 4/4	5	2	-0.1	<b>12.33</b>	q SB
3	2270	<b>MUELLER-ROTTGARDT</b> Guide FIENER Noel-Philippe	GER	15 JAN 1982 26 OCT 1997	T12	Final	3	3	0.0	<b>12.26</b>	=SB
						Semi-Final 2/2	4	1	0.0	<b>12.26</b>	Q SB
						Round 1 - Heat 3/4	7	1	-0.4	<b>12.32</b>	Q SB
4	2304	<b>SIMRAN</b> Guide SINGH Abhay	IND	9 NOV 1999 15 JUN 2006	T12	Final	7	4	0.0	<b>12.31</b>	
						Semi-Final 2/2	6	2	0.0	<b>12.33</b>	q
						Round 1 - Heat 1/4	1	1	+0.8	<b>12.17</b>	Q SB

<b>Legend:</b>						
<b>=SB</b>	Equal Season Best	<b>Pos</b>	Position	<b>Q</b>	Qualified by place	<b>q</b> Qualified by time
<b>SB</b>	Season Best					



## Results

### Résultats

Qualification: First in each heat (Q) and the next 2 fastest (q) advance to the Final.

<b>WORLD RECORD</b>	<b>11.40</b>	<b>DURAND ELIAS Omara</b>	CUB	Rio de Janeiro (BRA)	9 SEP 2016
<b>PARALYMPIC RECORD</b>	<b>11.40</b>	<b>DURAND ELIAS Omara</b>	CUB	Rio de Janeiro (BRA)	9 SEP 2016

**Semi-Final 1** Start Time: 11:51 Wind: +0.5 m/s

Rank	Athlete Bib	Name	NPC Code	Date of Birth	Sport Class	Lane	Reaction Time	Result
1	2178	<b>DURAND ELIAS Omara</b>	CUB	26 NOV 1991	T12	4	0.179	<b>12.01 Q</b>
		Guide KINDELAN VARGAS Yuniol		17 JUN 1994			0.192	
2	2539	<b>BOTURCHUK Oksana</b>	UKR	12 SEP 1984	T12	8	0.211	<b>12.36 q</b>
		Guide BARABANOV Mykyta		26 MAY 2001			0.182	
3	2186	<b>de la CRUZ SEVERINO Darlenys</b>	DOM	2 MAY 2001	T12	6	0.144	<b>12.40</b>
		Guide MEJIA NUNEZ Fary Sterlin		4 NOV 1999			0.150	
4	2195	<b>BERGES GAMEZ Melani</b>	ESP	28 MAY 1990	T12	2	0.161	<b>12.50</b>
		Guide DIAZ del CAMPO VE.		4 NOV 1997			0.152	

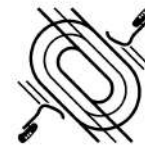
**Semi-Final 2** Start Time: 11:59 Wind: 0.0 m/s

Rank	Athlete Bib	Name	NPC Code	Date of Birth	Sport Class	Lane	Reaction Time	Result
1	2270	<b>MUELLER-ROTTGARDT Katrin</b>	GER	15 JAN 1982	T12	4	0.137	<b>12.26 Q SB</b>
		Guide FIENER Noel-Philippe		26 OCT 1997			0.207	
2	2304	<b>SIMRAN</b>	IND	9 NOV 1999	T12	6	0.186	<b>12.33 q</b>
		Guide SINGH Abhay		15 JUN 2006			0.172	
3	2611	<b>PEREZ LOPEZ Alejandra Paola</b>	VEN	9 JUL 1998	T12	2	0.136	<b>12.52</b>
		Guide MANZANILLA VELASQ.		22 DEC 1997			0.163	
4	2199	<b>FOLGADO GARCIA Nagore</b>	ESP	23 MAR 2004	T12	8	0.152	<b>12.55</b>
		Guide RAGA VARO Joan		5 AUG 1991			0.169	

#### Weather conditions at the beginning of the 1st heat

Temperature: 16 °C Humidity: 99 % Conditions: Overcast

<b>Legend:</b>	Q	Qualified by place	q	Qualified by time	SB	Season Best
----------------	---	--------------------	---	-------------------	----	-------------



## Results Summary

### Résumé des résultats

Qualification: First in each heat (Q) and the next 2 fastest (q) advance to the Final.

<b>WORLD RECORD</b>	<b>11.40</b>	<b>DURAND ELIAS Omara</b>	CUB	Rio de Janeiro (BRA)	9 SEP 2016
<b>PARALYMPIC RECORD</b>	<b>11.40</b>	<b>DURAND ELIAS Omara</b>	CUB	Rio de Janeiro (BRA)	9 SEP 2016

Rank	Athlete Bib	Name	NPC Code	Sport Class	Heat	Lane	Pos	Time	Wind	
1	2178	<b>DURAND ELIAS Omara</b> Guide KINDELAN VARGAS Yuniol	CUB	T12	1	4	1	<b>12.01</b>	+0.5	<b>Q</b>
2	2270	<b>MUELLER-ROTTGARDT Katrin</b> Guide FIENER Noel-Philippe	GER	T12	2	4	1	<b>12.26</b>	0.0	<b>Q SB</b>
3	2304	<b>SIMRAN</b> Guide SINGH Abhay	IND	T12	2	6	2	<b>12.33</b>	0.0	<b>q</b>
4	2539	<b>BOTURCHUK Oksana</b> Guide BARABANOV Mykyta	UKR	T12	1	8	2	<b>12.36</b>	+0.5	<b>q</b>
5	2186	<b>de la CRUZ SEVERINO Darlenys</b> Guide MEJIA NUNEZ Fary Sterlin	DOM	T12	1	6	3	<b>12.40</b>	+0.5	
6	2195	<b>BERGES GAMEZ Melani</b> Guide DIAZ del CAMPO VELAZQUEZ Sergio	ESP	T12	1	2	4	<b>12.50</b>	+0.5	
7	2611	<b>PEREZ LOPEZ Alejandra Paola</b> Guide MANZANILLA VELASQ.	VEN	T12	2	2	3	<b>12.52</b>	0.0	
8	2199	<b>FOLGADO GARCIA Nagore</b> Guide RAGA VARO Joan	ESP	T12	2	8	4	<b>12.55</b>	0.0	

<b>Legend:</b>	Pos	Position	<b>Q</b>	Qualified by place	<b>q</b>	Qualified by time	<b>SB</b>	Season Best
----------------	-----	----------	----------	--------------------	----------	-------------------	-----------	-------------



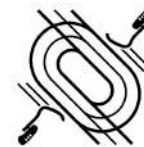
## Results Progression

Progression des résultats

<b>WORLD RECORD</b>	<b>11.40</b>	<b>DURAND ELIAS Omara</b>	CUB	Rio de Janeiro (BRA)	9 SEP 2016
<b>PARALYMPIC RECORD</b>	<b>11.40</b>	<b>DURAND ELIAS Omara</b>	CUB	Rio de Janeiro (BRA)	9 SEP 2016

Rank	Athlete Bib	Name	NPC Code	Date of Birth	Sport Class	Phase	Lane	Pos	Wind	Time
1	2178	<b>DURAND ELIAS Omara</b>	CUB	26 NOV 1991	T12	Semi-Final 1/2	4	1	+0.5	<b>12.01 Q</b>
		Guide KINDELAN VARGAS Y		17 JUN 1994		Round 1 - Heat 4/4	1	1	-0.1	<b>11.87 Q SB</b>
2	2270	<b>MUELLER-ROTTGARDT</b>	GER	15 JAN 1982	T12	Semi-Final 2/2	4	1	0.0	<b>12.26 Q SB</b>
		Guide FIENER Noel-Philippe		26 OCT 1997		Round 1 - Heat 3/4	7	1	-0.4	<b>12.32 Q SB</b>
3	2304	<b>SIMRAN</b>	IND	9 NOV 1999	T12	Semi-Final 2/2	6	2	0.0	<b>12.33 q</b>
		Guide SINGH Abhay		15 JUN 2006		Round 1 - Heat 1/4	1	1	+0.8	<b>12.17 Q SB</b>
4	2539	<b>BOTURCHUK Oksana</b>	UKR	12 SEP 1984	T12	Semi-Final 1/2	8	2	+0.5	<b>12.36 q</b>
		Guide BARABANOV Mykyta		26 MAY 2001		Round 1 - Heat 4/4	5	2	-0.1	<b>12.33 q SB</b>
5	2186	<b>de la CRUZ SEVERI.</b>	DOM	2 MAY 2001	T12	Semi-Final 1/2	6	3	+0.5	<b>12.40</b>
		Guide MEJIA NUNEZ FS		4 NOV 1999		Round 1 - Heat 2/4	5	1	+1.4	<b>12.37 Q SB</b>
6	2195	<b>BERGES GAMEZ M</b>	ESP	28 MAY 1990	T12	Semi-Final 1/2	2	4	+0.5	<b>12.50</b>
		Guide DIAZ del CAMPO VE.		4 NOV 1997		Round 1 - Heat 3/4	5	2	-0.4	<b>12.44 q PB</b>
7	2611	<b>PEREZ LOPEZ AP</b>	VEN	9 JUL 1998	T12	Semi-Final 2/2	2	3	0.0	<b>12.52</b>
		Guide MANZANILLA VELASQ.		22 DEC 1997		Round 1 - Heat 4/4	3	3	-0.1	<b>12.45 q SB</b>
8	2199	<b>FOLGADO GARCIA N</b>	ESP	23 MAR 2004	T12	Semi-Final 2/2	8	4	0.0	<b>12.55</b>
		Guide RAGA VARO Joan		5 AUG 1991		Round 1 - Heat 1/4	5	2	+0.8	<b>12.35 q PB</b>

<b>Legend:</b>						
<b>PB</b>	Personal Best	<b>Pos</b>	Position	<b>Q</b>	Qualified by place	<b>q</b> Qualified by time
<b>SB</b>	Season Best					



## Results

### Résultats

Qualification: First in each heat (Q) and the next 4 fastest (q) advance to the Semifinals.

<b>WORLD RECORD</b>	<b>11.40</b>	<b>DURAND ELIAS Omara</b>	CUB	Rio de Janeiro (BRA)	9 SEP 2016
<b>PARALYMPIC RECORD</b>	<b>11.40</b>	<b>DURAND ELIAS Omara</b>	CUB	Rio de Janeiro (BRA)	9 SEP 2016

**Heat 1** Start Time: 19:33 Wind: +0.8 m/s

Rank	Athlete Bib	Name	NPC Code	Date of Birth	Sport Class	Lane	Reaction Time	Result
1	2304	<b>SIMRAN</b> Guide SINGH Abhay	IND	9 NOV 1999 15 JUN 2006	T12	1	0.192 0.165	<b>12.17</b> Q SB
2	2199	<b>FOLGADO GARCIA Nagore</b> Guide RAGA VARO Joan	ESP	23 MAR 2004 5 AUG 1991	T12	5	0.181 0.195	<b>12.35</b> q PB
3	2057	<b>BARROS da SILVA Clara Daniele</b> Guide ANDRADE Efraim	BRA	19 JAN 1998 3 MAR 1999	T12	7	0.212 0.204	<b>12.66</b>
4	2338	<b>SAWADA Uran</b> Guide SHIOKAWA Ryuhei	JPN	24 OCT 1990 18 NOV 1991	T12	3	0.193 0.165	<b>12.90</b>

**Heat 2** Start Time: 19:41 Wind: +1.4 m/s

Rank	Athlete Bib	Name	NPC Code	Date of Birth	Sport Class	Lane	Reaction Time	Result
1	2186	<b>de la CRUZ SEVERINO Darlenys</b> Guide MEJIA NUNEZ Fary Sterlin	DOM	2 MAY 2001 4 NOV 1999	T12	5	0.148 0.156	<b>12.37</b> Q SB
2	2072	<b>FERREIRA SOARES Viviane</b> Guide VIEIRA de ALMEIDA.	BRA	14 MAY 1996 3 FEB 1991	T12	3	0.151 0.158	<b>12.73</b>
3	2128	<b>SHEN Yaqin</b> Guide LI Wen	CHN	11 DEC 1990 4 APR 1992	T12	7	0.193 0.170	<b>12.78</b>
4	2174	<b>OLIVEIRA LOPES HP</b> Guide DUARTE OLIVEIRA JM	CPV	12 JAN 1992 3 NOV 1983	T12	1	0.166 0.166	<b>13.52</b> PB

**Heat 3** Start Time: 19:49 Wind: -0.4 m/s

Rank	Athlete Bib	Name	NPC Code	Date of Birth	Sport Class	Lane	Reaction Time	Result
1	2270	<b>MUELLER-ROTTGARDT Katrin</b> Guide FIENER Noel-Philippe	GER	15 JAN 1982 26 OCT 1997	T12	7	0.153 0.212	<b>12.32</b> Q SB
2	2195	<b>BERGES GAMEZ Melani</b> Guide DIAZ del CAMPO VE.	ESP	28 MAY 1990 4 NOV 1997	T12	5	0.161 0.153	<b>12.44</b> q PB
3	2293	<b>PUTRI Ni Made Arianti</b> Guide LAKSONO Bayu Aji	INA	4 FEB 1996 8 MAY 1998	T12	1	0.209 0.224	<b>12.69</b> SB
4	2074	<b>GOMES de AGUIAR Lorraine</b> Guide MARTINS RIBEIRO J.	BRA	15 AUG 1997 4 APR 1993	T12	3	0.182 0.174	<b>12.93</b>

**Heat 4** Start Time: 19:57 Wind: -0.1 m/s

Rank	Athlete Bib	Name	NPC Code	Date of Birth	Sport Class	Lane	Reaction Time	Result
1	2178	<b>DURAND ELIAS Omara</b> Guide KINDELAN VARGAS Yuniol	CUB	26 NOV 1991 17 JUN 1994	T12	1	0.176 0.188	<b>11.87</b> Q SB
2	2539	<b>BOTURCHUK Oksana</b> Guide BARABANOV Mykyta	UKR	12 SEP 1984 26 MAY 2001	T12	5	0.231 0.184	<b>12.33</b> q SB
3	2611	<b>PEREZ LOPEZ Alejandra Paola</b> Guide MANZANILLA VELASQ.	VEN	9 JUL 1998 22 DEC 1997	T12	3	0.140 0.165	<b>12.45</b> q SB
4	2454	<b>TILLNER GALEANO Melissa Nair</b> Guide DUARTE ADORNO Victor	PAR	26 JUN 2000 20 JUN 1989	T12	7	0.150 0.162	<b>15.48</b> SB

#### Weather conditions at the beginning of the 1st heat

Temperature: 21 °C Humidity: 51 % Conditions: Overcast

<b>Legend:</b>	PB	Personal Best	Q	Qualified by place	q	Qualified by time	SB	Season Best
----------------	----	---------------	---	--------------------	---	-------------------	----	-------------



## Results Summary

### Résumé des résultats

Qualification: First in each heat (Q) and the next 4 fastest (q) advance to the Semifinals.

<b>WORLD RECORD</b>	<b>11.40</b>	<b>DURAND ELIAS Omara</b>	CUB	Rio de Janeiro (BRA)	9 SEP 2016
<b>PARALYMPIC RECORD</b>	<b>11.40</b>	<b>DURAND ELIAS Omara</b>	CUB	Rio de Janeiro (BRA)	9 SEP 2016

Rank	Athlete Bib	Name	NPC Code	Sport Class	Heat	Lane	Pos	Time	Wind		
1	2178	<b>DURAND ELIAS Omara</b> Guide KINDELAN VARGAS Yuniol	CUB	T12	4	1	1	<b>11.87</b>	-0.1	Q	SB
2	2304	<b>SIMRAN</b> Guide SINGH Abhay	IND	T12	1	1	1	<b>12.17</b>	+0.8	Q	SB
3	2270	<b>MUELLER-ROTTGARDT Katrin</b> Guide FIENER Noel-Philippe	GER	T12	3	7	1	<b>12.32</b>	-0.4	Q	SB
4	2539	<b>BOTURCHUK Oksana</b> Guide BARABANOV Mykyta	UKR	T12	4	5	2	<b>12.33</b>	-0.1	q	SB
5	2199	<b>FOLGADO GARCIA Nagore</b> Guide RAGA VARO Joan	ESP	T12	1	5	2	<b>12.35</b>	+0.8	q	PB
6	2186	<b>de la CRUZ SEVERINO Darlenys</b> Guide MEJIA NUNEZ Fary Sterlin	DOM	T12	2	5	1	<b>12.37</b>	+1.4	Q	SB
7	2195	<b>BERGES GAMEZ Melani</b> Guide DIAZ del CAMPO VELAZQUEZ Sergio	ESP	T12	3	5	2	<b>12.44</b>	-0.4	q	PB
8	2611	<b>PEREZ LOPEZ Alejandra Paola</b> Guide MANZANILLA VELASQ.	VEN	T12	4	3	3	<b>12.45</b>	-0.1	q	SB
9	2057	<b>BARROS da SILVA Clara Daniele</b> Guide ANDRADE Efraim	BRA	T12	1	7	3	<b>12.66</b>	+0.8		
10	2293	<b>PUTRI Ni Made Arianti</b> Guide LAKSONO Bayu Aji	INA	T12	3	1	3	<b>12.69</b>	-0.4		SB
11	2072	<b>FERREIRA SOARES Viviane</b> Guide VIEIRA de ALMEIDA JUNIOR Newton	BRA	T12	2	3	2	<b>12.73</b>	+1.4		
12	2128	<b>SHEN Yaqin</b> Guide LI Wen	CHN	T12	2	7	3	<b>12.78</b>	+1.4		
13	2338	<b>SAWADA Uran</b> Guide SHIOKAWA Ryuhei	JPN	T12	1	3	4	<b>12.90</b>	+0.8		
14	2074	<b>GOMES de AGUIAR Lorraine</b> Guide MARTINS RIBEIRO JUNIOR Fernando	BRA	T12	3	3	4	<b>12.93</b>	-0.4		
15	2174	<b>OLIVEIRA LOPES Heidilene Patricia</b> Guide DUARTE OLIVEIRA Jailson Manuel	CPV	T12	2	1	4	<b>13.52</b>	+1.4		PB
16	2454	<b>TILLNER GALEANO Melissa Nair</b> Guide DUARTE ADORNO Victor	PAR	T12	4	7	4	<b>15.48</b>	-0.1		SB

<b>Legend:</b>							
<b>PB</b>	Personal Best	<b>Pos</b>	Position	<b>Q</b>	Qualified by place	<b>q</b>	Qualified by time
<b>SB</b>	Season Best						



## Results

### Résultats

<b>WORLD RECORD</b>	<b>11.79</b>	<b>ADZHAMETOVA Leilia</b>	UKR	Rio de Janeiro (BRA)	11 SEP 2016
<b>PARALYMPIC RECORD</b>	<b>11.79</b>	<b>ADZHAMETOVA Leilia</b>	UKR	Rio de Janeiro (BRA)	11 SEP 2016

Wind: +0.2m/s

Rank	Athlete Bib	Name	NPC Code	Date of Birth	Sport Class	Lane	Reaction Time	Result
1	2047	VALIYEVA Lamiya	AZE	5 APR 2002	T13	6	0.136	<b>11.76</b> WR
2	2085	SOARES da SILVA Rayane	BRA	20 JAN 1997	T13	5	0.202	<b>11.78</b> AR
3	2315	COMERFORD Orla	IRL	14 SEP 1997	T13	4	0.131	<b>11.94</b>
4	2561	CROSBY Kym	USA	14 FEB 1993	T13	8	0.151	<b>12.40</b>
5	2201	IGLESIAS FORNEIRO Adiaratou	ESP	6 FEB 1999	T13	3	0.133	<b>12.51</b>
6	2076	MENDONCA FERREIRA Gabriela	BRA	21 MAY 1998	T13	9	0.148	<b>12.67</b>
7	2570	KERKHOFF Erin	USA	13 DEC 2000	T13	2	0.212	<b>12.75</b>
8	2098	BORGELLA Bianca	CAN	10 JAN 2003	T13	7	0.130	<b>25.11</b>

#### Weather conditions

Temperature: 21 °C Humidity: 62 % Conditions: Overcast

<b>Legend:</b>	AR Area Record	WR World Record
----------------	----------------	-----------------





## Results Progression

Progression des résultats

<b>WORLD RECORD</b>	<b>11.79</b>	<b>ADZHAMETOVA Leilia</b>	UKR	Rio de Janeiro (BRA)	11 SEP 2016
<b>PARALYMPIC RECORD</b>	<b>11.79</b>	<b>ADZHAMETOVA Leilia</b>	UKR	Rio de Janeiro (BRA)	11 SEP 2016

Rank	Athlete Bib	Name	NPC Code	Date of Birth	Sport Class	Phase	Lane	Pos	Wind	Time	
1	2047	VALIYEVA Lamiya	AZE	5 APR 2002	T13	Final Round 1 - Heat 1/2	6 4	1 1	+0.2 +0.1	<b>11.76</b> <b>11.81</b>	WR Q PB
2	2085	SOARES da SILVA R	BRA	20 JAN 1997	T13	Final Round 1 - Heat 1/2	5 6	2 2	+0.2 +0.1	<b>11.78</b> <b>11.90</b>	AR Q AR
3	2315	COMERFORD Orla	IRL	14 SEP 1997	T13	Final Round 1 - Heat 2/2	4 8	3 1	+0.2 +0.8	<b>11.94</b> <b>12.02</b>	Q
4	2561	CROSBY Kym	USA	14 FEB 1993	T13	Final Round 1 - Heat 2/2	8 6	4 3	+0.2 +0.8	<b>12.40</b> <b>12.41</b>	Q
5	2201	IGLESIAS FORNEIRO	ESP	6 FEB 1999	T13	Final Round 1 - Heat 1/2	3 3	5 3	+0.2 +0.1	<b>12.51</b> <b>12.46</b>	Q SB
6	2076	MENDONCA FERREIRA	BRA	21 MAY 1998	T13	Final Round 1 - Heat 2/2	9 4	6 4	+0.2 +0.8	<b>12.67</b> <b>12.76</b>	q
7	2570	KERKHOFF Erin	USA	13 DEC 2000	T13	Final Round 1 - Heat 1/2	2 2	7 4	+0.2 +0.1	<b>12.75</b> <b>12.70</b>	q =PB
8	2098	BORGELLA Bianca	CAN	10 JAN 2003	T13	Final Round 1 - Heat 2/2	7 3	8 2	+0.2 +0.8	<b>25.11</b> <b>12.15</b>	Q

<b>Legend:</b>	<b>=PB</b> Equal Personal Best	<b>AR</b> Area Record	<b>PB</b> Personal Best	<b>Pos</b> Position
<b>Q</b> Qualified by place	<b>q</b> Qualified by time	<b>SB</b> Season Best	<b>WR</b> World Record	



## Results

### Résultats

Qualification: First 3 in each heat (Q) and the next 2 fastest (q) advance to the Final.

<b>WORLD RECORD</b>	<b>11.79</b>	<b>ADZHAMETOVA Leilia</b>	UKR	Rio de Janeiro (BRA)	11 SEP 2016
<b>PARALYMPIC RECORD</b>	<b>11.79</b>	<b>ADZHAMETOVA Leilia</b>	UKR	Rio de Janeiro (BRA)	11 SEP 2016

Heat 1 Start Time: 11:04 Wind: +0.1 m/s

Rank	Athlete Bib	Name	NPC Code	Date of Birth	Sport Class	Lane	Reaction Time	Result
1	2047	VALIYEVA Lamiya	AZE	5 APR 2002	T13	4	0.137	<b>11.81</b> Q PB
2	2085	SOARES da SILVA Rayane	BRA	20 JAN 1997	T13	6	0.172	<b>11.90</b> Q AR
3	2201	IGLESIAS FORNEIRO Adiaratou	ESP	6 FEB 1999	T13	3	0.162	<b>12.46</b> Q SB
4	2570	KERKHOFF Erin	USA	13 DEC 2000	T13	2	0.231	<b>12.70</b> q =PB
5	2055	MAJAGA Gloria	BOT	26 AUG 2001	T13	5	0.160	<b>13.12</b> PB
6	2010	CERRUDO Candela	ARG	7 JUN 2000	T13	7	0.168	<b>13.51</b>
7	2095	MONE Rahinatou	BUR	25 MAR 2003	T13	8	0.187	<b>13.86</b> PB

Heat 2 Start Time: 11:11 Wind: +0.8 m/s

Rank	Athlete Bib	Name	NPC Code	Date of Birth	Sport Class	Lane	Reaction Time	Result
1	2315	COMERFORD Orla	IRL	14 SEP 1997	T13	8	0.178	<b>12.02</b> Q
2	2098	BORGELLA Bianca	CAN	10 JAN 2003	T13	3	0.152	<b>12.15</b> Q
3	2561	CROSBY Kym	USA	14 FEB 1993	T13	6	0.171	<b>12.41</b> Q
4	2076	MENDONCA FERREIRA Gabriela	BRA	21 MAY 1998	T13	4	0.154	<b>12.76</b> q
5	2225	KEITA Nantenin	FRA	5 NOV 1984	T13	5	0.177	<b>12.85</b> SB
6	2414	TEMMINK Zara	NED	24 NOV 2004	T13	7	0.145	<b>12.89</b>

#### Weather conditions at the beginning of the 1st heat

Temperature: 20 °C Humidity: 94 % Conditions: Drizzle

<b>Legend:</b>	<b>=PB</b> Equal Personal Best	<b>AR</b> Area Record	<b>PB</b> Personal Best	<b>Q</b> Qualified by place
	<b>q</b> Qualified by time	<b>SB</b> Season Best		



## Results Summary

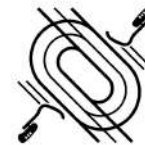
### Résumé des résultats

Qualification: First 3 in each heat (Q) and the next 2 fastest (q) advance to the Final.

<b>WORLD RECORD</b>	<b>11.79</b>	<b>ADZHAMETOVA Leilia</b>	UKR	Rio de Janeiro (BRA)	11 SEP 2016
<b>PARALYMPIC RECORD</b>	<b>11.79</b>	<b>ADZHAMETOVA Leilia</b>	UKR	Rio de Janeiro (BRA)	11 SEP 2016

Rank	Athlete Bib	Name	NPC Code	Sport Class	Heat	Lane	Pos	Time	Wind	
1	2047	VALIYEVA Lamiya	AZE	T13	1	4	1	11.81	+0.1	Q PB
2	2085	SOARES da SILVA Rayane	BRA	T13	1	6	2	11.90	+0.1	Q AR
3	2315	COMERFORD Orla	IRL	T13	2	8	1	12.02	+0.8	Q
4	2098	BORGELLA Bianca	CAN	T13	2	3	2	12.15	+0.8	Q
5	2561	CROSBY Kym	USA	T13	2	6	3	12.41	+0.8	Q
6	2201	IGLESIAS FORNEIRO Adiaratou	ESP	T13	1	3	3	12.46	+0.1	Q SB
7	2570	KERKHOFF Erin	USA	T13	1	2	4	12.70	+0.1	q =PB
8	2076	MENDONCA FERREIRA Gabriela	BRA	T13	2	4	4	12.76	+0.8	q
9	2225	KEITA Nantenin	FRA	T13	2	5	5	12.85	+0.8	SB
10	2414	TEMMINK Zara	NED	T13	2	7	6	12.89	+0.8	
11	2055	MAJAGA Gloria	BOT	T13	1	5	5	13.12	+0.1	PB
12	2010	CERRUDO Candela	ARG	T13	1	7	6	13.51	+0.1	
13	2095	MONE Rahinatou	BUR	T13	1	8	7	13.86	+0.1	PB

<b>Legend:</b>							
<b>=PB</b>	Equal Personal Best	<b>AR</b>	Area Record	<b>PB</b>	Personal Best	<b>Pos</b>	Position
<b>Q</b>	Qualified by place	<b>q</b>	Qualified by time	<b>SB</b>	Season Best		



## Results

### Résultats

<b>WORLD RECORD</b>	<b>16.31</b>	<b>COCKROFT Hannah</b>	GBR	Nottwil (SUI)	27 MAY 2023
<b>PARALYMPIC RECORD</b>	<b>16.39</b>	<b>COCKROFT Hannah</b>	GBR	Tokyo (JPN)	29 AUG 2021

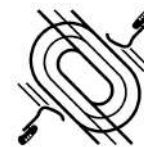
Wind: +0.2m/s

Rank	Athlete Bib	Name	NPC Code	Date of Birth	Sport Class	Lane	Result
1	2242	COCKROFT Hannah	GBR	30 JUL 1992	T34	6	<b>16.80</b>
2	2238	ADENEGAN Kare	GBR	29 DEC 2000	T34	7	<b>17.99</b>
3	2121	LAN Hanyu	CHN	7 JUL 2007	T34	5	<b>18.45</b> AR
4	2569	HOUSTON Eva	USA	24 JAN 2001	T34	8	<b>18.65</b>
5	2239	ANDRE Fabienne	GBR	20 SEP 1996	T34	4	<b>18.86</b>
6	2334	ONODERA Moe	JPN	30 DEC 2003	T34	3	<b>18.94</b> SB
7	2329	KITaura Haruka	JPN	7 MAR 1992	T34	2	<b>19.81</b>
8	2345	YOSHIDA Ayano	JPN	31 DEC 2006	T34	9	<b>20.07</b>

#### Weather conditions

Temperature: 27 °C Humidity: 53 % Conditions: Partly cloudy

<b>Legend:</b>
AR Area Record SB Season Best



## Results Progression

Progression des résultats

<b>WORLD RECORD</b>	<b>16.31</b>	<b>COCKROFT Hannah</b>	GBR	Nottwil (SUI)	27 MAY 2023
<b>PARALYMPIC RECORD</b>	<b>16.39</b>	<b>COCKROFT Hannah</b>	GBR	Tokyo (JPN)	29 AUG 2021

Rank	Athlete Bib	Name	NPC Code	Date of Birth	Sport Class	Phase	Lane	Pos	Wind	Time
1	2242	COCKROFT Hannah	GBR	30 JUL 1992	T34	Final	6	1	+0.2	<b>16.80</b>
						Round 1 - Heat 1/2	4	1	+0.8	<b>17.12 Q</b>
2	2238	ADENEGAN Kare	GBR	29 DEC 2000	T34	Final	7	2	+0.2	<b>17.99</b>
						Round 1 - Heat 2/2	5	1	-0.9	<b>17.87 Q</b>
3	2121	LAN Hanyu	CHN	7 JUL 2007	T34	Final	5	3	+0.2	<b>18.45</b> AR
						Round 1 - Heat 2/2	7	2	-0.9	<b>18.73 Q</b> SB
4	2569	HOUSTON Eva	USA	24 JAN 2001	T34	Final	8	4	+0.2	<b>18.65</b>
						Round 1 - Heat 2/2	4	3	-0.9	<b>19.09 Q</b>
5	2239	ANDRE Fabienne	GBR	20 SEP 1996	T34	Final	4	5	+0.2	<b>18.86</b>
						Round 1 - Heat 1/2	6	2	+0.8	<b>19.03 Q</b>
6	2334	ONODERA Moe	JPN	30 DEC 2003	T34	Final	3	6	+0.2	<b>18.94</b> SB
						Round 1 - Heat 1/2	3	3	+0.8	<b>19.08 Q</b> SB
7	2329	KITAURA Haruka	JPN	7 MAR 1992	T34	Final	2	7	+0.2	<b>19.81</b>
						Round 1 - Heat 2/2	3	4	-0.9	<b>19.68 q</b> SB
8	2345	YOSHIDA Ayano	JPN	31 DEC 2006	T34	Final	9	8	+0.2	<b>20.07</b>
						Round 1 - Heat 2/2	6	5	-0.9	<b>20.43 q</b>

<b>Legend:</b>						
<b>AR</b>	Area Record	<b>Pos</b>	Position	<b>Q</b>	Qualified by place	<b>q</b> Qualified by time
<b>SB</b>	Season Best					



## Results

### Résultats

Qualification: First 3 in each heat (Q) and the next 2 fastest (q) advance to the Final.

<b>WORLD RECORD</b>	<b>16.31</b>	<b>COCKROFT Hannah</b>	GBR	Nottwil (SUI)	27 MAY 2023
<b>PARALYMPIC RECORD</b>	<b>16.39</b>	<b>COCKROFT Hannah</b>	GBR	Tokyo (JPN)	29 AUG 2021

Heat 1 Start Time: 11:10 Wind: +0.8 m/s

Rank	Athlete Bib	Name	NPC Code	Date of Birth	Sport Class	Lane	Result
1	2242	COCKROFT Hannah	GBR	30 JUL 1992	T34	4	17.12 Q
2	2239	ANDRE Fabienne	GBR	20 SEP 1996	T34	6	19.03 Q
3	2334	ONODERA Moe	JPN	30 DEC 2003	T34	3	19.08 Q SB
4	2126	LIU Panpan	CHN	5 MAY 2001	T34	7	20.46
5	2564	FIELDS Lauren	USA	20 MAR 2006	T34	5	20.77

Heat 2 Start Time: 11:18 Wind: -0.9 m/s

Rank	Athlete Bib	Name	NPC Code	Date of Birth	Sport Class	Lane	Result
1	2238	ADENEGAN Kare	GBR	29 DEC 2000	T34	5	17.87 Q
2	2121	LAN Hanyu	CHN	7 JUL 2007	T34	7	18.73 Q SB
3	2569	HOUSTON Eva	USA	24 JAN 2001	T34	4	19.09 Q
4	2329	KITaura Haruka	JPN	7 MAR 1992	T34	3	19.68 q SB
5	2345	YOSHIDA Ayano	JPN	31 DEC 2006	T34	6	20.43 q

#### Weather conditions at the beginning of the 1st heat

Temperature: 26 °C Humidity: 73 % Conditions: Sunny

<b>Legend:</b>
Q Qualified by place      q Qualified by time      SB Season Best



## Results Summary

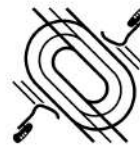
### Résumé des résultats

Qualification: First 3 in each heat (Q) and the next 2 fastest (q) advance to the Final.

<b>WORLD RECORD</b>	<b>16.31</b>	<b>COCKROFT Hannah</b>	GBR	Nottwil (SUI)	27 MAY 2023
<b>PARALYMPIC RECORD</b>	<b>16.39</b>	<b>COCKROFT Hannah</b>	GBR	Tokyo (JPN)	29 AUG 2021

Rank	Athlete Bib	Name	NPC Code	Sport Class	Heat	Lane	Pos	Time	Wind	
1	2242	COCKROFT Hannah	GBR	T34	1	4	1	17.12	+0.8	Q
2	2238	ADENEGAN Kare	GBR	T34	2	5	1	17.87	-0.9	Q
3	2121	LAN Hanyu	CHN	T34	2	7	2	18.73	-0.9	Q SB
4	2239	ANDRE Fabienne	GBR	T34	1	6	2	19.03	+0.8	Q
5	2334	ONODERA Moe	JPN	T34	1	3	3	19.08	+0.8	Q SB
6	2569	HOUSTON Eva	USA	T34	2	4	3	19.09	-0.9	Q
7	2329	KITaura Haruka	JPN	T34	2	3	4	19.68	-0.9	q SB
8	2345	YOSHIDA Ayano	JPN	T34	2	6	5	20.43	-0.9	q
9	2126	LIU Panpan	CHN	T34	1	7	4	20.46	+0.8	
10	2564	FIELDS Lauren	USA	T34	1	5	5	20.77	+0.8	

<b>Legend:</b>	Pos	Position	Q	Qualified by place	q	Qualified by time	SB	Season Best
----------------	-----	----------	---	--------------------	---	-------------------	----	-------------



## Results

### Résultats

<b>WORLD RECORD</b>	<b>13.00</b>	<b>ZHOU Xia</b>	CHN	Tokyo (JPN)	27 AUG 2021
<b>PARALYMPIC RECORD</b>	<b>13.00</b>	<b>ZHOU Xia</b>	CHN	Tokyo (JPN)	27 AUG 2021

Wind: -0.1m/s

Rank	Athlete Bib	Name	NPC Code	Date of Birth	Sport Class	Lane	Result
1	2144	ZHOU Xia	CHN	12 JUL 1999	T35	5	<b>13.58</b> SB
2	2118	GUO Qianqian	CHN	13 APR 2004	T35	6	<b>13.74</b> PB
3	2301	PAL Preethi	IND	22 SEP 2000	T35	7	<b>14.21</b> PB
4	2318	SUWAED Fatimah	IRQ	3 MAR 2007	T35	4	<b>14.82</b>
5	2466	RENECKA Ingrid	POL	15 SEP 2004	T35	3	<b>15.29</b> PB
6	2458	KIBIL Jagoda	POL	15 AUG 1999	T35	8	<b>15.54</b>
7	2415	TIMMER Nienke	NED	10 FEB 1998	T35	9	<b>15.69</b>
8	2264	FOERDER Isabelle	GER	7 JUL 1979	T35	2	<b>16.36</b>
9	2351	ABILKHASSYMKYZY Saltanat	KAZ	14 JAN 2000	T35	1	<b>16.52</b>

#### Weather conditions

Temperature: 17 °C Humidity: 93 % Conditions: Overcast

<b>Legend:</b>	<b>PB</b> Personal Best	<b>SB</b> Season Best
----------------	-------------------------	-----------------------





## Results

### Résultats

<b>WORLD RECORD</b>	<b>13.35</b>	<b>SHI Yiting</b>	CHN	Kobe (JPN)	20 MAY 2024
<b>PARALYMPIC RECORD</b>	<b>13.61</b>	<b>SHI Yiting</b>	CHN	Tokyo (JPN)	1 SEP 2021

Wind: -0.6m/s

Rank	Athlete Bib	Name	NPC Code	Date of Birth	Sport Class	Lane	Result	
1	2129	SHI Yiting	CHN	17 OCT 1997	T36	6	<b>13.39</b>	PR
2	2447	AITCHISON Danielle	NZL	16 AUG 2001	T36	5	<b>13.43</b>	
3	2075	HIPOLITO Veronica	BRA	2 JUN 1996	T36	7	<b>14.24</b>	SB
4	2016	ROTELA Araceli	ARG	3 JAN 2004	T36	9	<b>14.45</b>	PB
5	2035	LOVELL Mali	AUS	3 JUN 2004	T36	8	<b>14.80</b>	(.798)
6	2410	BOUTHOORN Cheyenne	NED	8 DEC 1997	T36	3	<b>14.80</b>	(.799)
7	2358	JEON Min Jae	KOR	12 JUL 1977	T36	2	<b>14.95</b>	
	2065	da SILVA BRITO Samira	BRA	6 AUG 1989	T36	4	<b>DQ</b>	R17.8

#### Weather conditions

Temperature: 21 °C      Humidity: 48 %      Conditions: Partly cloudy

**Note:**  
R17.8 - False start

**Legend:**  
**DQ** Disqualified      **PB** Personal Best      **PR** Paralympic Record      **R** WPA Rule  
**SB** Season Best



## Results Progression

Progression des résultats

<b>WORLD RECORD</b>	<b>13.35</b>	<b>SHI Yiting</b>	CHN	Kobe (JPN)	20 MAY 2024
<b>PARALYMPIC RECORD</b>	<b>13.61</b>	<b>SHI Yiting</b>	CHN	Tokyo (JPN)	1 SEP 2021

Rank	Athlete Bib	Name	NPC Code	Date of Birth	Sport Class	Phase	Lane	Pos	Wind	Time	
1	2129	SHI Yiting	CHN	17 OCT 1997	T36	Final	6	1	-0.6	<b>13.39</b>	PR
						Round 1 - Heat 2/2	3	1	-1.2	<b>14.28</b>	Q
2	2447	AITCHISON Danielle	NZL	16 AUG 2001	T36	Final	5	2	-0.6	<b>13.43</b>	
						Round 1 - Heat 1/2	3	1	+0.8	<b>13.74</b>	Q
3	2075	HIPOLITO Veronica	BRA	2 JUN 1996	T36	Final	7	3	-0.6	<b>14.24</b>	SB
						Round 1 - Heat 1/2	5	2	+0.8	<b>14.38</b>	Q
4	2016	ROTELA Araceli	ARG	3 JAN 2004	T36	Final	9	4	-0.6	<b>14.45</b>	PB
						Round 1 - Heat 1/2	4	4	+0.8	<b>14.63</b>	q
5	2035	LOVELL Mali	AUS	3 JUN 2004	T36	Final	8	5	-0.6	<b>14.80</b>	
						Round 1 - Heat 1/2	7	3	+0.8	<b>14.57</b>	Q PB
6	2410	BOUTHORN C	NED	8 DEC 1997	T36	Final	3	6	-0.6	<b>14.80</b>	
						Round 1 - Heat 2/2	4	3	-1.2	<b>14.90</b>	Q
7	2358	JEON Min Jae	KOR	12 JUL 1977	T36	Final	2	7	-0.6	<b>14.95</b>	
						Round 1 - Heat 1/2	6	5	+0.8	<b>14.69</b>	q SB
	2065	da SILVA BRITO Samira	BRA	6 AUG 1989	T36	Final	4			<b>DQ</b>	R17.8
						Round 1 - Heat 2/2	6	2	-1.2	<b>14.86</b>	Q

**Note:**  
R17.8 - False start

**Legend:**  
**DQ** Disqualified  
**Q** Qualified by place  
**PB** Personal Best  
**q** Qualified by time  
**Pos** Position  
**R** WPA Rule  
**PR** Paralympic Record  
**SB** Season Best



## Results

### Résultats

Qualification: First 3 in each heat (Q) and the next 2 fastest (q) advance to the Final.

<b>WORLD RECORD</b>	<b>13.35</b>	<b>SHI Yiting</b>	CHN	Kobe (JPN)	20 MAY 2024
<b>PARALYMPIC RECORD</b>	<b>13.61</b>	<b>SHI Yiting</b>	CHN	Tokyo (JPN)	1 SEP 2021

Heat 1 Start Time: 12:26 Wind: +0.8 m/s

Rank	Athlete Bib	Name	NPC Code	Date of Birth	Sport Class	Lane	Result
1	2447	AITCHISON Danielle	NZL	16 AUG 2001	T36	3	13.74 Q
2	2075	HIPOLITO Veronica	BRA	2 JUN 1996	T36	5	14.38 Q
3	2035	LOVELL Mali	AUS	3 JUN 2004	T36	7	14.57 Q PB
4	2016	ROTELA Araceli	ARG	3 JAN 2004	T36	4	14.63 q
5	2358	JEON Min Jae	KOR	12 JUL 1977	T36	6	14.69 q SB
6	2271	NICOLEITZIK Nicole	GER	1 AUG 1995	T36	8	14.95 SB

Heat 2 Start Time: 12:33 Wind: -1.2 m/s

Rank	Athlete Bib	Name	NPC Code	Date of Birth	Sport Class	Lane	Result
1	2129	SHI Yiting	CHN	17 OCT 1997	T36	3	14.28 Q
2	2065	da SILVA BRITO Samira	BRA	6 AUG 1989	T36	6	14.86 Q
3	2410	BOUTHORN Cheyenne	NED	8 DEC 1997	T36	4	14.90 Q
4	2029	CRASWELL Abby	AUS	17 JUL 2004	T36	8	15.28
5	2288	YAM Kwok Fan	HKG	7 AUG 1997	T36	5	15.62
6	2015	MARTINEZ Yanina Andrea	ARG	24 DEC 1993	T36	7	16.30

#### Weather conditions at the beginning of the 1st heat

Temperature: 19 °C Humidity: 73 % Conditions: Overcast

<b>Legend:</b>	<b>PB</b> Personal Best	<b>Q</b> Qualified by place	<b>q</b> Qualified by time	<b>SB</b> Season Best
----------------	-------------------------	-----------------------------	----------------------------	-----------------------



## Results Summary

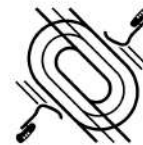
### Résumé des résultats

Qualification: First 3 in each heat (Q) and the next 2 fastest (q) advance to the Final.

<b>WORLD RECORD</b>	<b>13.35</b>	<b>SHI Yiting</b>	CHN	Kobe (JPN)	20 MAY 2024
<b>PARALYMPIC RECORD</b>	<b>13.61</b>	<b>SHI Yiting</b>	CHN	Tokyo (JPN)	1 SEP 2021

Rank	Athlete Bib	Name	NPC Code	Sport Class	Heat	Lane	Pos	Time	Wind	
1	2447	AITCHISON Danielle	NZL	T36	1	3	1	<b>13.74</b>	+0.8	Q
2	2129	SHI Yiting	CHN	T36	2	3	1	<b>14.28</b>	-1.2	Q
3	2075	HIPOLITO Veronica	BRA	T36	1	5	2	<b>14.38</b>	+0.8	Q
4	2035	LOVELL Mali	AUS	T36	1	7	3	<b>14.57</b>	+0.8	Q PB
5	2016	ROTELA Araceli	ARG	T36	1	4	4	<b>14.63</b>	+0.8	q
6	2358	JEON Min Jae	KOR	T36	1	6	5	<b>14.69</b>	+0.8	q SB
7	2065	da SILVA BRITO Samira	BRA	T36	2	6	2	<b>14.86</b>	-1.2	Q
8	2410	BOUTHOORN Cheyenne	NED	T36	2	4	3	<b>14.90</b>	-1.2	Q
9	2271	NICOLEITZIK Nicole	GER	T36	1	8	6	<b>14.95</b>	+0.8	SB
10	2029	CRASWELL Abby	AUS	T36	2	8	4	<b>15.28</b>	-1.2	
11	2288	YAM Kwok Fan	HKG	T36	2	5	5	<b>15.62</b>	-1.2	
12	2015	MARTINEZ Yanina Andrea	ARG	T36	2	7	6	<b>16.30</b>	-1.2	

<b>Legend:</b>							
<b>PB</b>	Personal Best	<b>Pos</b>	Position	<b>Q</b>	Qualified by place	<b>q</b>	Qualified by time
<b>SB</b>	Season Best						



## Results

### Résultats

<b>WORLD RECORD</b>	<b>12.27</b>	<b>WEN Xiaoyan</b>	CHN	Kobe (JPN)	21 MAY 2024
<b>PARALYMPIC RECORD</b>	<b>12.86</b>	<b>WEN Xiaoyan</b>	CHN	Paris (FRA)	4 SEP 2024

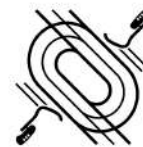
Wind: -0.2m/s

Rank	Athlete Bib	Name	NPC Code	Date of Birth	Sport Class	Lane	Result
1	2133	WEN Xiaoyan	CHN	12 OCT 1997	T37	6	<b>12.52</b> PR
2	2581	SWANSON Taylor	USA	24 OCT 1992	T37	7	<b>13.19</b>
3	2578	ROBERTS Jaleen	USA	19 NOV 1998	T37	5	<b>13.29</b> SB
4	2120	JIANG Fenfen	CHN	19 SEP 1997	T37	4	<b>13.34</b>
5	2222	FRANCOIS-ELIE Mandy	FRA	27 SEP 1989	T37	8	<b>13.67</b>
6	2541	KOBZAR Nataliia	UKR	19 JAN 2000	T37	2	<b>13.70</b>
7	2435	SLANOVA Viktoriia	NPA	10 MAR 1997	T37	9	<b>13.82</b>
8	2485	JAMES Sheryl	RSA	11 FEB 1986	T37	3	<b>13.90</b>

#### Weather conditions

Temperature: 15 °C      Humidity: 100 %      Conditions: Light rain

<b>Legend:</b>	PR Paralympic Record	SB Season Best
----------------	----------------------	----------------



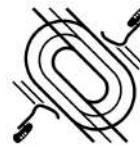
## Results Progression

Progression des résultats

<b>WORLD RECORD</b>	<b>12.27</b>	<b>WEN Xiaoyan</b>	CHN	Kobe (JPN)	21 MAY 2024
<b>PARALYMPIC RECORD</b>	<b>12.86</b>	<b>WEN Xiaoyan</b>	CHN	Paris (FRA)	4 SEP 2024

Rank	Athlete Bib	Name	NPC Code	Date of Birth	Sport Class	Phase	Lane	Pos	Wind	Time	
1	2133	WEN Xiaoyan	CHN	12 OCT 1997	T37	Final Round 1 - Heat 2/2	6 4	1 1	-0.2 +0.2	<b>12.52</b> <b>12.86</b>	PR Q PR
2	2581	SWANSON Taylor	USA	24 OCT 1992	T37	Final Round 1 - Heat 1/2	7 7	2 1	-0.2 +0.8	<b>13.19</b> <b>13.16</b>	Q
3	2578	ROBERTS Jaleen	USA	19 NOV 1998	T37	Final Round 1 - Heat 2/2	5 6	3 2	-0.2 +0.2	<b>13.29</b> <b>13.34</b>	SB Q SB
4	2120	JIANG Fenfen	CHN	19 SEP 1997	T37	Final Round 1 - Heat 1/2	4 4	4 2	-0.2 +0.8	<b>13.34</b> <b>13.40</b>	Q
5	2222	FRANCOIS-ELIE Mandy	FRA	27 SEP 1989	T37	Final Round 1 - Heat 2/2	8 5	5 3	-0.2 +0.2	<b>13.67</b> <b>13.52</b>	Q
6	2541	KOBZAR Nataliia	UKR	19 JAN 2000	T37	Final Round 1 - Heat 2/2	2 7	6 4	-0.2 +0.2	<b>13.70</b> <b>13.55</b>	q SB
7	2435	SLANOVA Viktoriia	NPA	10 MAR 1997	T37	Final Round 1 - Heat 1/2	9 3	7 4	-0.2 +0.8	<b>13.82</b> <b>13.70</b>	q
8	2485	JAMES Sheryl	RSA	11 FEB 1986	T37	Final Round 1 - Heat 1/2	3 6	8 3	-0.2 +0.8	<b>13.90</b> <b>13.69</b>	Q

<b>Legend:</b>							
<b>Pos</b>	Position	<b>PR</b>	Paralympic Record	<b>Q</b>	Qualified by place	<b>q</b>	Qualified by time
<b>SB</b>	Season Best						



## Results

### Résultats

Qualification: First 3 in each heat (Q) and the next 2 fastest (q) advance to the Final.

<b>WORLD RECORD</b>	<b>12.27</b>	<b>WEN Xiaoyan</b>	CHN	Kobe (JPN)	21 MAY 2024
<b>PARALYMPIC RECORD</b>	<b>13.00</b>	<b>WEN Xiaoyan</b>	CHN	Tokyo (JPN)	2 SEP 2021

Heat 1 Start Time: 21:45 Wind: +0.8 m/s

Rank	Athlete Bib	Name	NPC Code	Date of Birth	Sport Class	Lane	Result
1	2581	SWANSON Taylor	USA	24 OCT 1992	T37	7	13.16 Q
2	2120	JIANG Fenfen	CHN	19 SEP 1997	T37	4	13.40 Q
3	2485	JAMES Sheryl	RSA	11 FEB 1986	T37	6	13.69 Q
4	2435	SLANOVA Viktoriia	NPA	10 MAR 1997	T37	3	13.70 q
5	2498	CHIMPAEN Aorawan	THA	2 JUL 2002	T37	5	15.25
6	2263	BURBULLA Laura	GER	19 NOV 2004	T37	8	15.33 SB

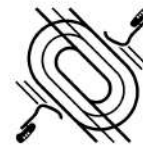
Heat 2 Start Time: 21:52 Wind: +0.2 m/s

Rank	Athlete Bib	Name	NPC Code	Date of Birth	Sport Class	Lane	Result
1	2133	WEN Xiaoyan	CHN	12 OCT 1997	T37	4	12.86 Q PR
2	2578	ROBERTS Jaleen	USA	19 NOV 1998	T37	6	13.34 Q SB
3	2222	FRANCOIS-ELIE Mandy	FRA	27 SEP 1989	T37	5	13.52 Q
4	2541	KOBZAR Nataliia	UKR	19 JAN 2000	T37	7	13.55 q SB
	2437	TRETIAKOVA Elena	NPA	3 MAY 1992	T37	3	DNS

#### Weather conditions at the beginning of the 1st heat

Temperature: 19 °C Humidity: 64 % Conditions: Overcast

<b>Legend:</b>	<b>DNS</b> Did Not Start	<b>PR</b> Paralympic Record	<b>Q</b> Qualified by place	<b>q</b> Qualified by time
	<b>SB</b> Season Best			



## Results Summary

### Résumé des résultats

Qualification: First 3 in each heat (Q) and the next 2 fastest (q) advance to the Final.

<b>WORLD RECORD</b>	<b>12.27</b>	<b>WEN Xiaoyan</b>	CHN	Kobe (JPN)	21 MAY 2024
<b>PARALYMPIC RECORD</b>	<b>13.00</b>	<b>WEN Xiaoyan</b>	CHN	Tokyo (JPN)	2 SEP 2021

Rank	Athlete Bib	Name	NPC Code	Sport Class	Heat	Lane	Pos	Time	Wind	
1	2133	WEN Xiaoyan	CHN	T37	2	4	1	12.86	+0.2	Q PR
2	2581	SWANSON Taylor	USA	T37	1	7	1	13.16	+0.8	Q
3	2578	ROBERTS Jaleen	USA	T37	2	6	2	13.34	+0.2	Q SB
4	2120	JIANG Fenfen	CHN	T37	1	4	2	13.40	+0.8	Q
5	2222	FRANCOIS-ELIE Mandy	FRA	T37	2	5	3	13.52	+0.2	Q
6	2541	KOBZAR Nataliia	UKR	T37	2	7	4	13.55	+0.2	q SB
7	2485	JAMES Sheryl	RSA	T37	1	6	3	13.69	+0.8	Q
8	2435	SLANOVA Viktoriia	NPA	T37	1	3	4	13.70	+0.8	q
9	2498	CHIMPAEN Aorawan	THA	T37	1	5	5	15.25	+0.8	
10	2263	BURBULLA Laura	GER	T37	1	8	6	15.33	+0.8	SB
	2437	TRETIAKOVA Elena	NPA	T37	2	3		DNS		

<b>Legend:</b>							
DNS	Did Not Start	Pos	Position	PR	Paralympic Record	Q	Qualified by place
q	Qualified by time	SB	Season Best				





## Results

### Résultats

<b>WORLD RECORD</b>	<b>12.38</b>	<b>HAHN Sophie</b>	GBR	Tokyo (JPN)	28 AUG 2021
<b>PARALYMPIC RECORD</b>	<b>12.38</b>	<b>HAHN Sophie</b>	GBR	Tokyo (JPN)	28 AUG 2021

Wind: +0.8m/s

Rank	Athlete Bib	Name	NPC Code	Date of Birth	Sport Class	Lane	Reaction Time	Result
1	2164	<b>PALOMEQUE MORENO Karen Tatiana</b>	COL	1 JUL 1994	T38	4	0.175	<b>12.26</b> WR
2	2283	<b>MANTHOPOULOU Lida Maria</b>	GRE	14 JUN 2005	T38	5	0.163	<b>12.49</b> PB
3	2159	<b>JIMENEZ SANCHEZ Darian Faisury</b>	COL	6 MAR 2000	T38	6	0.166	<b>12.53</b> SB
4	2026	<b>CLARKE Rhiannon</b>	AUS	23 JUL 2002	T38	9	0.162	<b>12.72</b> AR
5	2291	<b>EKLER Luca</b>	HUN	28 OCT 1998	T38	8	0.157	<b>12.78</b>
6	2245	<b>HAHN Sophie</b>	GBR	23 JAN 1997	T38	7	0.146	<b>12.88</b>
7	2425	<b>GONCHAROVA Margarita</b>	NPA	14 MAR 1991	T38	2	0.176	<b>12.96</b>
8	2243	<b>DOWN Maddie</b>	GBR	7 OCT 2007	T38	3	0.133	<b>13.02</b>

#### Weather conditions

Temperature: 24 °C Humidity: 82 % Conditions: Overcast

#### Legend:

**AR** Area Record **PB** Personal Best **SB** Season Best **WR** World Record



## Results Progression

Progression des résultats

<b>WORLD RECORD</b>	<b>12.38</b>	<b>HAHN Sophie</b>	GBR	Tokyo (JPN)	28 AUG 2021
<b>PARALYMPIC RECORD</b>	<b>12.38</b>	<b>HAHN Sophie</b>	GBR	Tokyo (JPN)	28 AUG 2021

Rank	Athlete Bib	Name	NPC Code	Date of Birth	Sport Class	Phase	Lane	Pos	Wind	Time	
1	2164	PALOMEQUE MORENO K	COL	1 JUL 1994	T38	Final	4	1	+0.8	<b>12.26</b>	WR
						Round 1 - Heat 2/2	5	1	+0.2	<b>12.45</b>	Q AR
2	2283	MANTHOPOULOU LM	GRE	14 JUN 2005	T38	Final	5	2	+0.8	<b>12.49</b>	PB
						Round 1 - Heat 1/2	9	1	0.0	<b>12.53</b>	Q PB
3	2159	JIMENEZ SANCHEZ DF	COL	6 MAR 2000	T38	Final	6	3	+0.8	<b>12.53</b>	SB
						Round 1 - Heat 1/2	8	2	0.0	<b>12.70</b>	Q SB
4	2026	CLARKE Rhiannon	AUS	23 JUL 2002	T38	Final	9	4	+0.8	<b>12.72</b>	AR
						Round 1 - Heat 2/2	4	4	+0.2	<b>12.78</b>	q AR
5	2291	EKLER Luca	HUN	28 OCT 1998	T38	Final	8	5	+0.8	<b>12.78</b>	
						Round 1 - Heat 2/2	9	3	+0.2	<b>12.63</b>	Q SB
6	2245	HAHN Sophie	GBR	23 JAN 1997	T38	Final	7	6	+0.8	<b>12.88</b>	
						Round 1 - Heat 2/2	1	2	+0.2	<b>12.52</b>	Q SB
7	2425	GONCHAROVA M	NPA	14 MAR 1991	T38	Final	2	7	+0.8	<b>12.96</b>	
						Round 1 - Heat 2/2	3	5	+0.2	<b>12.84</b>	q PB
8	2243	DOWN Maddie	GBR	7 OCT 2007	T38	Final	3	8	+0.8	<b>13.02</b>	
						Round 1 - Heat 1/2	5	3	0.0	<b>12.93</b>	Q PB

<b>Legend:</b>											
<b>AR</b>	Area Record	<b>PB</b>	Personal Best	<b>Pos</b>	Position	<b>Q</b>	Qualified by place				
<b>q</b>	Qualified by time	<b>SB</b>	Season Best	<b>WR</b>	World Record						



## Results

### Résultats

Qualification: First 3 in each heat (Q) and the next 2 fastest (q) advance to the Final.

<b>WORLD RECORD</b>	<b>12.38</b>	<b>HAHN Sophie</b>	GBR	Tokyo (JPN)	28 AUG 2021
<b>PARALYMPIC RECORD</b>	<b>12.38</b>	<b>HAHN Sophie</b>	GBR	Tokyo (JPN)	28 AUG 2021

Heat 1 Start Time: 11:44 Wind: 0.0 m/s

Rank	Athlete Bib	Name	NPC Code	Date of Birth	Sport Class	Lane	Result
1	2283	MANTHOPOULOU Lida Maria	GRE	14 JUN 2005	T38	9	12.53 Q PB
2	2159	JIMENEZ SANCHEZ Darian Faisury	COL	6 MAR 2000	T38	8	12.70 Q SB
3	2243	DOWN Maddie	GBR	7 OCT 2007	T38	5	12.93 Q PB
4	2241	BREEN Olivia	GBR	26 JUL 1996	T38	3	12.95
5	2260	AVE Lindy	GER	9 JUL 1998	T38	6	13.08 SB
6	2037	PARDY Ella	AUS	22 DEC 1990	T38	7	13.15 SB
7	2269	MOOS Nele	GER	23 NOV 2001	T38	2	13.38 PB
8	2229	PACE Sofia	FRA	19 DEC 1994	T38	1	13.60 PB
9	2340	TAKAMATSU Yuka	JPN	31 MAY 1993	T38	4	14.86

Heat 2 Start Time: 11:51 Wind: +0.2 m/s

Rank	Athlete Bib	Name	NPC Code	Date of Birth	Sport Class	Lane	Result
1	2164	PALOMEQUE MORENO K	COL	1 JUL 1994	T38	5	12.45 Q AR
2	2245	HAHN Sophie	GBR	23 JAN 1997	T38	1	12.52 Q SB
3	2291	EKLER Luca	HUN	28 OCT 1998	T38	9	12.63 Q SB
4	2026	CLARKE Rhiannon	AUS	23 JUL 2002	T38	4	12.78 q AR
5	2425	GONCHAROVA Margarita	NPA	14 MAR 1991	T38	3	12.84 q PB
6	2115	CHEN Zimo	CHN	15 DEC 2000	T38	8	12.97 =AR
7	2565	GUIMARAES Catarina Joao	USA	19 FEB 2004	T38	2	13.54 PB
8	2262	BROSE Friederike	GER	8 MAR 2007	T38	7	13.80
9	2013	GONZALEZ Milagros del Valle	ARG	7 AUG 2003	T38	6	14.19 PB

#### Weather conditions at the beginning of the 1st heat

Temperature: 19 °C Humidity: 89 % Conditions: Overcast

<b>Legend:</b>	<b>=AR</b> Equal Area Record	<b>AR</b> Area Record	<b>PB</b> Personal Best	<b>Q</b> Qualified by place
	<b>q</b> Qualified by time	<b>SB</b> Season Best		



## Results Summary

### Résumé des résultats

Qualification: First 3 in each heat (Q) and the next 2 fastest (q) advance to the Final.

<b>WORLD RECORD</b>	<b>12.38</b>	<b>HAHN Sophie</b>	GBR	Tokyo (JPN)	28 AUG 2021
<b>PARALYMPIC RECORD</b>	<b>12.38</b>	<b>HAHN Sophie</b>	GBR	Tokyo (JPN)	28 AUG 2021

Rank	Athlete Bib	Name	NPC Code	Sport Class	Heat	Lane	Pos	Time	Wind	
1	2164	PALOMEQUE MORENO Karen Tatiana	COL	T38	2	5	1	<b>12.45</b>	+0.2	Q AR
2	2245	HAHN Sophie	GBR	T38	2	1	2	<b>12.52</b>	+0.2	Q SB
3	2283	MANTHOPOULOU Lida Maria	GRE	T38	1	9	1	<b>12.53</b>	0.0	Q PB
4	2291	EKLER Luca	HUN	T38	2	9	3	<b>12.63</b>	+0.2	Q SB
5	2159	JIMENEZ SANCHEZ Darian Faisury	COL	T38	1	8	2	<b>12.70</b>	0.0	Q SB
6	2026	CLARKE Rhiannon	AUS	T38	2	4	4	<b>12.78</b>	+0.2	q AR
7	2425	GONCHAROVA Margarita	NPA	T38	2	3	5	<b>12.84</b>	+0.2	q PB
8	2243	DOWN Maddie	GBR	T38	1	5	3	<b>12.93</b>	0.0	Q PB
9	2241	BREEN Olivia	GBR	T38	1	3	4	<b>12.95</b>	0.0	
10	2115	CHEN Zimo	CHN	T38	2	8	6	<b>12.97</b>	+0.2	=AR
11	2260	AVE Lindy	GER	T38	1	6	5	<b>13.08</b>	0.0	SB
12	2037	PARDY Ella	AUS	T38	1	7	6	<b>13.15</b>	0.0	SB
13	2269	MOOS Nele	GER	T38	1	2	7	<b>13.38</b>	0.0	PB
14	2565	GUIMARAES Catarina Joao	USA	T38	2	2	7	<b>13.54</b>	+0.2	PB
15	2229	PACE Sofia	FRA	T38	1	1	8	<b>13.60</b>	0.0	PB
16	2262	BROSE Friederike	GER	T38	2	7	8	<b>13.80</b>	+0.2	
17	2013	GONZALEZ Milagros del Valle	ARG	T38	2	6	9	<b>14.19</b>	+0.2	PB
18	2340	TAKAMATSU Yuka	JPN	T38	1	4	9	<b>14.86</b>	0.0	

<b>Legend:</b>							
=AR	Equal Area Record	AR	Area Record	PB	Personal Best	Pos	Position
Q	Qualified by place	q	Qualified by time	SB	Season Best		



## Results

### Résultats

<b>WORLD RECORD</b>	<b>11.89</b>	<b>MASON Brittni</b>	USA	Dubai (UAE)	12 NOV 2019
<b>PARALYMPIC RECORD</b>	<b>11.95</b>	<b>CASTILLO CASTILLO Yunidis</b>	CUB	London (GBR)	4 SEP 2012

Wind: 0.0m/s

Rank	Athlete Bib	Name	NPC Code	Date of Birth	Sport Class	Lane	Result
1	2193	RODRIGUEZ Kiara	ECU	12 DEC 2002	T46	7	<b>12.04</b> SB
2	2574	MASON Brittni	USA	19 APR 1998	T46	5	<b>12.10</b> SB
3	2448	GRIMALDI Anna	NZL	12 FEB 1997	T47	8	<b>12.20</b> AR
4	2101	HAASE Sheriauna	CAN	1 OCT 2006	T47	6	<b>12.53</b>
5	2488	SOKOLOV Saska	SRB	15 MAY 1995	T46	3	<b>12.56</b>
6	2227	NGOUSSOU NGOUYI Marie	FRA	2 DEC 2008	T46	9	<b>12.58</b>
7	2056	AUGUSTO da SILVA Maria Clara	BRA	5 JUN 2004	T47	2	<b>12.63</b> =SB
	2615	VERA ANDRADE Lisbeli Marina	VEN	15 SEP 2001	T47	4	<b>DNF</b>

#### Weather conditions

Temperature: 20 °C Humidity: 64 % Conditions: Overcast

<b>Legend:</b>	<b>=SB</b> Equal Season Best	<b>AR</b> Area Record	<b>DNF</b> Did Not Finish	<b>SB</b> Season Best
----------------	------------------------------	-----------------------	---------------------------	-----------------------



## Results Progression

Progression des résultats

<b>WORLD RECORD</b>	<b>11.89</b>	<b>MASON Brittni</b>	USA	Dubai (UAE)	12 NOV 2019
<b>PARALYMPIC RECORD</b>	<b>11.95</b>	<b>CASTILLO CASTILLO Yunidis</b>	CUB	London (GBR)	4 SEP 2012

Rank	Athlete Bib	Name	NPC Code	Date of Birth	Sport Class	Phase	Lane	Pos	Wind	Time	
1	2193	RODRIGUEZ Kiara	ECU	12 DEC 2002	T46	Final	7	1	0.0	<b>12.04</b>	SB
						Round 1 - Heat 1/2	1	1	-0.4	<b>12.18</b>	Q SB
2	2574	MASON Brittni	USA	19 APR 1998	T46	Final	5	2	0.0	<b>12.10</b>	SB
						Round 1 - Heat 2/2	4	2	+0.3	<b>12.18</b>	Q =SB
3	2448	GRIMALDI Anna	NZL	12 FEB 1997	T47	Final	8	3	0.0	<b>12.20</b>	AR
						Round 1 - Heat 2/2	5	3	+0.3	<b>12.23</b>	Q AR
4	2101	HAASE Sheriauna	CAN	1 OCT 2006	T47	Final	6	4	0.0	<b>12.53</b>	
						Round 1 - Heat 1/2	8	2	-0.4	<b>12.47</b>	Q SB
5	2488	SOKOLOV Saska	SRB	15 MAY 1995	T46	Final	3	5	0.0	<b>12.56</b>	
						Round 1 - Heat 1/2	3	3	-0.4	<b>12.54</b>	Q =SB
6	2227	NGOUSSOU NGOUYI M	FRA	2 DEC 2008	T46	Final	9	6	0.0	<b>12.58</b>	
						Round 1 - Heat 2/2	6	4	+0.3	<b>12.54</b>	q
7	2056	AUGUSTO da SILVA M	BRA	5 JUN 2004	T47	Final	2	7	0.0	<b>12.63</b>	=SB
						Round 1 - Heat 1/2	9	4	-0.4	<b>12.63</b>	q SB
	2615	VERA ANDRADE LM	VEN	15 SEP 2001	T47	Final	4			<b>DNF</b>	
						Round 1 - Heat 2/2	8	1	+0.3	<b>11.99</b>	Q SB

<b>Legend:</b>							
<b>=SB</b>	Equal Season Best	<b>AR</b>	Area Record	<b>DNF</b>	Did Not Finish	<b>Pos</b>	Position
<b>Q</b>	Qualified by place	<b>q</b>	Qualified by time	<b>SB</b>	Season Best		



## Results

### Résultats

Qualification: First 3 in each heat (Q) and the next 2 fastest (q) advance to the Final.

<b>WORLD RECORD</b>	<b>11.89</b>	<b>MASON Brittni</b>	USA	Dubai (UAE)	12 NOV 2019
<b>PARALYMPIC RECORD</b>	<b>11.95</b>	<b>CASTILLO CASTILLO Yunidis</b>	CUB	London (GBR)	4 SEP 2012

Heat 1 Start Time: 12:52 Wind: -0.4 m/s

Rank	Athlete Bib	Name	NPC Code	Date of Birth	Sport Class	Lane	Result
1	2193	RODRIGUEZ Kiara	ECU	12 DEC 2002	T46	1	12.18 Q SB
2	2101	HAASE Sheriauna	CAN	1 OCT 2006	T47	8	12.47 Q SB
3	2488	SOKOLOV Saska	SRB	15 MAY 1995	T46	3	12.54 Q =SB
4	2056	AUGUSTO da SILVA Maria Clara	BRA	5 JUN 2004	T47	9	12.63 q SB
5	2273	ROSS Jule	GER	15 JUN 2006	T46	6	12.72 PB
6	2122	LI Lu	CHN	9 DEC 1994	T46	5	12.87 SB
7	2181	JAKSCHOVA Tereza	CZE	1 SEP 1995	T47	2	13.21
8	2014	IBANEZ Aldana Isabel	ARG	19 SEP 1997	T47	4	13.32 PB
9	2623	BANGO Tinotenda Nicole	ZIM	27 AUG 2002	T47	7	13.71 PB

Heat 2 Start Time: 12:59 Wind: +0.3 m/s

Rank	Athlete Bib	Name	NPC Code	Date of Birth	Sport Class	Lane	Result
1	2615	VERA ANDRADE Lisbeli Marina	VEN	15 SEP 2001	T47	8	11.99 Q SB
2	2574	MASON Brittni	USA	19 APR 1998	T46	4	12.18 Q =SB
3	2448	GRIMALDI Anna	NZL	12 FEB 1997	T47	5	12.23 Q AR
4	2227	NGOUSSOU NGOUYI Marie	FRA	2 DEC 2008	T46	6	12.54 q
5	2062	da SILVA Fernanda Yara	BRA	15 AUG 1986	T47	9	12.64 SB
6	2499	INTHACHOT Sasirawan	THA	1 JAN 2003	T47	7	12.69 PB
7	2343	TSUJI Sae	JPN	28 OCT 1994	T47	3	12.94
8	2274	VASKE Kim Marie	GER	11 MAR 2005	T47	2	13.22

#### Weather conditions at the beginning of the 1st heat

Temperature: 19 °C Humidity: 90 % Conditions: Overcast

<b>Legend:</b>	<b>=SB</b> Equal Season Best	<b>AR</b> Area Record	<b>PB</b> Personal Best	<b>Q</b> Qualified by place
	<b>q</b> Qualified by time	<b>SB</b> Season Best		



## Results Summary

### Résumé des résultats

Qualification: First 3 in each heat (Q) and the next 2 fastest (q) advance to the Final.

<b>WORLD RECORD</b>	<b>11.89</b>	<b>MASON Brittni</b>	USA	Dubai (UAE)	12 NOV 2019
<b>PARALYMPIC RECORD</b>	<b>11.95</b>	<b>CASTILLO CASTILLO Yunidis</b>	CUB	London (GBR)	4 SEP 2012

Rank	Athlete Bib	Name	NPC Code	Sport Class	Heat	Lane	Pos	Time	Wind	
1	2615	<b>VERA ANDRADE</b> Lisbeli Marina	VEN	T47	2	8	1	<b>11.99</b>	+0.3	<b>Q</b> SB
2	2574	<b>MASON Brittni</b>	USA	T46	2	4	2	<b>12.18</b>	+0.3	<b>Q</b> =SB
3	2193	<b>RODRIGUEZ Kiara</b>	ECU	T46	1	1	1	<b>12.18</b>	-0.4	<b>Q</b> SB
4	2448	<b>GRIMALDI Anna</b>	NZL	T47	2	5	3	<b>12.23</b>	+0.3	<b>Q</b> AR
5	2101	<b>HAASE Sheriauna</b>	CAN	T47	1	8	2	<b>12.47</b>	-0.4	<b>Q</b> SB
6	2227	<b>NGOUSSOU NGOUYI Marie</b>	FRA	T46	2	6	4	<b>12.54</b>	+0.3	<b>q</b>
7	2488	<b>SOKOLOV Saska</b>	SRB	T46	1	3	3	<b>12.54</b>	-0.4	<b>Q</b> =SB
8	2056	<b>AUGUSTO da SILVA Maria Clara</b>	BRA	T47	1	9	4	<b>12.63</b>	-0.4	<b>q</b> SB
9	2062	<b>da SILVA Fernanda Yara</b>	BRA	T47	2	9	5	<b>12.64</b>	+0.3	SB
10	2499	<b>INTHACHOT Sasirawan</b>	THA	T47	2	7	6	<b>12.69</b>	+0.3	PB
11	2273	<b>ROSS Jule</b>	GER	T46	1	6	5	<b>12.72</b>	-0.4	PB
12	2122	<b>LI Lu</b>	CHN	T46	1	5	6	<b>12.87</b>	-0.4	SB
13	2343	<b>TSUJI Sae</b>	JPN	T47	2	3	7	<b>12.94</b>	+0.3	
14	2181	<b>JAKSCHOVA Tereza</b>	CZE	T47	1	2	7	<b>13.21</b>	-0.4	
15	2274	<b>VASKE Kim Marie</b>	GER	T47	2	2	8	<b>13.22</b>	+0.3	
16	2014	<b>IBANEZ Aldana Isabel</b>	ARG	T47	1	4	8	<b>13.32</b>	-0.4	PB
17	2623	<b>BANGO Tinotenda Nicole</b>	ZIM	T47	1	7	9	<b>13.71</b>	-0.4	PB

<b>Legend:</b>							
<b>=SB</b>	Equal Season Best	<b>AR</b>	Area Record	<b>PB</b>	Personal Best	<b>Pos</b>	Position
<b>Q</b>	Qualified by place	<b>q</b>	Qualified by time	<b>SB</b>	Season Best		





## Results

### Résultats

<b>WORLD RECORD</b>	<b>15.25</b>	<b>DEBRUNNER Catherine</b>	SUI	Nottwil (SUI)	27 MAY 2023
<b>PARALYMPIC RECORD</b>	<b>16.19</b>	<b>HUANG Lisha</b>	CHN	Rio de Janeiro (BRA)	8 SEP 2016

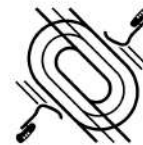
Wind: +1.2m/s

Rank	Athlete Bib	Name	NPC Code	Date of Birth	Sport Class	Lane	Result
1	2246	KINGHORN Samantha	GBR	6 JAN 1996	T53	7	<b>15.64</b> PR
2	2490	DEBRUNNER Catherine	SUI	11 APR 1995	T53	5	<b>15.77</b>
3	2117	GAO Fang	CHN	6 MAR 1988	T53	2	<b>16.16</b> SB
4	2143	ZHOU Hongzhuan	CHN	12 DEC 1988	T53	4	<b>16.49</b> SB
5	2053	LEWIS Jessica Cooper	BER	3 APR 1993	T53	8	<b>16.83</b>
6	2524	DOGANGUN Hamide	TUR	25 DEC 1993	T53	6	<b>16.88</b>
7	2580	STEIN Chelsea	USA	19 MAR 2003	T53	3	<b>18.30</b>

#### Weather conditions

Temperature: 21 °C Humidity: 51 % Conditions: Overcast

<b>Legend:</b>
PR Paralympic Record SB Season Best



## Results

### Résultats

<b>WORLD RECORD</b>	<b>15.35</b>	<b>McFADDEN Tatyana</b>	USA	Indianapolis, Indiana (USA)	5 JUN 2016
<b>PARALYMPIC RECORD</b>	<b>15.55</b>	<b>McFADDEN Tatyana</b>	USA	Paris (FRA)	4 SEP 2024

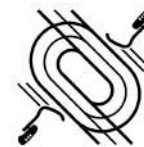
Wind: -0.1m/s

Rank	Athlete Bib	Name	NPC Code	Date of Birth	Sport Class	Lane	Result
1	2049	BAYEKULA Lea	BEL	26 APR 1995	T54	7	<b>15.50</b> PR,PB
2	2575	McFADDEN Tatyana	USA	21 APR 1989	T54	4	<b>15.67</b>
3	2217	KOTAJA Amanda	FIN	3 JAN 1995	T54	6	<b>15.77</b>
4	2404	ALPHONSE Noemi	MRI	23 NOV 1995	T54	5	<b>16.11</b>
5	2145	ZHOU Zhaoqian	CHN	11 OCT 1997	T54	2	<b>16.44</b>
6	2562	DEDERICK Hannah	USA	20 NOV 2002	T54	8	<b>16.50</b>
7	2492	HELBLING Alexandra	SUI	25 OCT 1993	T54	9	<b>16.91</b>
8	2406	PERRINE Marie Desirella Brandy	MRI	8 SEP 1998	T54	3	<b>16.98</b>

#### Weather conditions

Temperature: 20 °C Humidity: 55 % Conditions: Sunny intervals

<b>Legend:</b>
<b>PB</b> Personal Best <b>PR</b> Paralympic Record



## Results Progression

Progression des résultats

<b>WORLD RECORD</b>	<b>15.35</b>	<b>McFADDEN Tatyana</b>	USA	Indianapolis, Indiana (USA)	5 JUN 2016
<b>PARALYMPIC RECORD</b>	<b>15.55</b>	<b>McFADDEN Tatyana</b>	USA	Paris (FRA)	4 SEP 2024

Rank	Athlete Bib	Name	NPC Code	Date of Birth	Sport Class	Phase	Lane	Pos	Wind	Time	
1	2049	<b>BAYEKULA Lea</b>	BEL	26 APR 1995	T54	Final Round 1 - Heat 2/2	7 2	1 1	-0.1 -0.7	<b>15.50</b> <b>15.87</b>	PR,PB Q
2	2575	<b>McFADDEN Tatyana</b>	USA	21 APR 1989	T54	Final Round 1 - Heat 1/2	4 6	2 1	-0.1 -0.3	<b>15.67</b> <b>15.55</b>	Q PR,SB
3	2217	<b>KOTAJA Amanda</b>	FIN	3 JAN 1995	T54	Final Round 1 - Heat 1/2	6 3	3 2	-0.1 -0.3	<b>15.77</b> <b>16.00</b>	Q
4	2404	<b>ALPHONSE Noemi</b>	MRI	23 NOV 1995	T54	Final Round 1 - Heat 2/2	5 4	4 2	-0.1 -0.7	<b>16.11</b> <b>16.07</b>	Q
5	2145	<b>ZHOU Zhaoqian</b>	CHN	11 OCT 1997	T54	Final Round 1 - Heat 1/2	2 2	5 4	-0.1 -0.3	<b>16.44</b> <b>16.57</b>	q
6	2562	<b>DEDERICK Hannah</b>	USA	20 NOV 2002	T54	Final Round 1 - Heat 2/2	8 5	6 3	-0.1 -0.7	<b>16.50</b> <b>16.64</b>	Q
7	2492	<b>HELBLING Alexandra</b>	SUI	25 OCT 1993	T54	Final Round 1 - Heat 2/2	9 3	7 4	-0.1 -0.7	<b>16.91</b> <b>16.90</b>	q
8	2406	<b>PERRINE MDB</b>	MRI	8 SEP 1998	T54	Final Round 1 - Heat 1/2	3 5	8 3	-0.1 -0.3	<b>16.98</b> <b>16.46</b>	Q

<b>Legend:</b>	<b>PB</b> Personal Best	<b>Pos</b> Position	<b>PR</b> Paralympic Record	<b>Q</b> Qualified by place
	<b>q</b> Qualified by time	<b>SB</b> Season Best		



## Results

### Résultats

Qualification: First 3 in each heat (Q) and the next 2 fastest (q) advance to the Final.

<b>WORLD RECORD</b>	<b>15.35</b>	<b>McFADDEN Tatyana</b>	USA	Indianapolis, Indiana (USA)	5 JUN 2016
<b>PARALYMPIC RECORD</b>	<b>15.80</b>	<b>ZHOU Zhaoqian</b>	CHN	Tokyo (JPN)	1 SEP 2021

Heat 1 Start Time: 12:08 Wind: -0.3 m/s

Rank	Athlete Bib	Name	NPC Code	Date of Birth	Sport Class	Lane	Result
1	2575	McFADDEN Tatyana	USA	21 APR 1989	T54	6	15.55 Q PR,SB
2	2217	KOTAJA Amanda	FIN	3 JAN 1995	T54	3	16.00 Q
3	2406	PERRINE Marie Desireella Brandy	MRI	8 SEP 1998	T54	5	16.46 Q
4	2145	ZHOU Zhaoqian	CHN	11 OCT 1997	T54	2	16.57 q
5	2494	MUSSINELLI Licia	SUI	14 DEC 2000	T54	8	16.95
6	2417	BABALOLA Hannah	NGR	23 SEP 1988	T54	4	17.39
7	2368	KOHL Katrin	LUX	17 JAN 1996	T54	7	20.39

Heat 2 Start Time: 12:14 Wind: -0.7 m/s

Rank	Athlete Bib	Name	NPC Code	Date of Birth	Sport Class	Lane	Result
1	2049	BAYEKULA Lea	BEL	26 APR 1995	T54	2	15.87 Q
2	2404	ALPHONSE Noemi	MRI	23 NOV 1995	T54	4	16.07 Q
3	2562	DEDERICK Hannah	USA	20 NOV 2002	T54	5	16.64 Q
4	2492	HELBLING Alexandra	SUI	25 OCT 1993	T54	3	16.90 q
5	2314	BOCQUET Shauna	IRL	3 FEB 2004	T54	6	17.00
6	2086	SOARES GIACOMELLI	BRA	4 MAR 1999	T54	8	17.04 PB
	2237	SANNEH Fatou	GAM	14 FEB 1997	T54	7	DNS

#### Weather conditions at the beginning of the 1st heat

Temperature: 19 °C Humidity: 73 % Conditions: Overcast

<b>Legend:</b>	<b>DNS</b> Did Not Start	<b>PB</b> Personal Best	<b>PR</b> Paralympic Record	<b>Q</b> Qualified by place
	<b>q</b> Qualified by time	<b>SB</b> Season Best		



## Results Summary

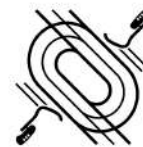
### Résumé des résultats

Qualification: First 3 in each heat (Q) and the next 2 fastest (q) advance to the Final.

<b>WORLD RECORD</b>	<b>15.35</b>	<b>McFADDEN Tatyana</b>	USA	Indianapolis, Indiana (USA)	5 JUN 2016
<b>PARALYMPIC RECORD</b>	<b>15.80</b>	<b>ZHOU Zhaoqian</b>	CHN	Tokyo (JPN)	1 SEP 2021

Rank	Athlete Bib	Name	NPC Code	Sport Class	Heat	Lane	Pos	Time	Wind	
1	2575	McFADDEN Tatyana	USA	T54	1	6	1	15.55	-0.3	Q PR,SB
2	2049	BAYEKULA Lea	BEL	T54	2	2	1	15.87	-0.7	Q
3	2217	KOTAJA Amanda	FIN	T54	1	3	2	16.00	-0.3	Q
4	2404	ALPHONSE Noemi	MRI	T54	2	4	2	16.07	-0.7	Q
5	2406	PERRINE Marie Desirella Brandy	MRI	T54	1	5	3	16.46	-0.3	Q
6	2145	ZHOU Zhaoqian	CHN	T54	1	2	4	16.57	-0.3	q
7	2562	DEDERICK Hannah	USA	T54	2	5	3	16.64	-0.7	Q
8	2492	HELBLING Alexandra	SUI	T54	2	3	4	16.90	-0.7	q
9	2494	MUSSINELLI Licia	SUI	T54	1	8	5	16.95	-0.3	
10	2314	BOCQUET Shauna	IRL	T54	2	6	5	17.00	-0.7	
11	2086	SOARES GIACOMELLI	BRA	T54	2	8	6	17.04	-0.7	PB
12	2417	BABALOLA Hannah	NGR	T54	1	4	6	17.39	-0.3	
13	2368	KOHL Katrin	LUX	T54	1	7	7	20.39	-0.3	
	2237	SANNEH Fatou	GAM	T54	2	7		DNS		

<b>Legend:</b>							
<b>DNS</b>	Did Not Start	<b>PB</b>	Personal Best	<b>Pos</b>	Position	<b>PR</b>	Paralympic Record
<b>Q</b>	Qualified by place	<b>q</b>	Qualified by time	<b>SB</b>	Season Best		



Results  
Résultats

REVISED  
7 SEP 23:00

T42 Records

WORLD RECORD	14.34	TIARANI Karisma Evi	INA	Paris (FRA)	7 SEP 2024
PARALYMPIC RECORD	14.34	TIARANI Karisma Evi	INA	Paris (FRA)	7 SEP 2024

T63 Records

WORLD RECORD	13.98	SABATINI Ambra	ITA	Paris (FRA)	13 JUL 2023
PARALYMPIC RECORD	14.11	SABATINI Ambra	ITA	Tokyo (JPN)	4 SEP 2021

Wind: +0.8m/s

Rank	Athlete Bib	Name	NPC Code	Date of Birth	Sport Class	Lane	Result
1	2321	CAIRONI Martina	ITA	13 SEP 1989	T63	4	14.16 SB
2	2294	TIARANI Karisma Evi	INA	19 JAN 2001	T42	5	14.26 WR
3	2322	CONTRAFATTO Monica Graziana	ITA	9 MAR 1981	T63	7	14.60
3	2249	OKOH Ndidikama	GBR	3 DEC 2002	T42	3	14.59 PB
5	2493	KRATTER Elena	SUI	5 JUL 1996	T63	8	15.00 PB
6	2573	MARCUSEN Lindi	USA	20 JUL 1996	T63	2	15.11
7	2571	LAMBERT Noelle	USA	24 JAN 1997	T63	9	15.39
	2327	SABATINI Ambra	ITA	19 JAN 2002	T63	6 YC	DNF

Weather conditions

Temperature: 19 °C Humidity: 83 % Conditions: Overcast

**Note:**  
Athlete bib 2322 CONTRAFATTO Monica Graziana (ITA) is awarded a joint bronze medal due to obstruction. by the decision of the referee.  
Yellow Card - Athlete SABATINI Ambra - R7.2 - Athlete giving or receiving assistance.

**Legend:**  
DNF Did Not Finish PB Personal Best SB Season Best WR World Record  
YC Yellow Card

REVISED Athlete bib 2322 CONTRAFATTO Monica Graziana (ITA) is awarded a joint bronze medal due to obstruction. by the decision of the referee.



**Results Progression**  
Progression des résultats

**REVISED**  
7 SEP 23:15

**T42 Records**

<b>WORLD RECORD</b>	<b>14.34</b>	<b>TIARANI Karisma Evi</b>	INA	Paris (FRA)	7 SEP 2024
<b>PARALYMPIC RECORD</b>	<b>14.34</b>	<b>TIARANI Karisma Evi</b>	INA	Paris (FRA)	7 SEP 2024

**T63 Records**

<b>WORLD RECORD</b>	<b>13.98</b>	<b>SABATINI Ambra</b>	ITA	Paris (FRA)	13 JUL 2023
<b>PARALYMPIC RECORD</b>	<b>14.11</b>	<b>SABATINI Ambra</b>	ITA	Tokyo (JPN)	4 SEP 2021

Rank	Athlete Bib	Name	NPC Code	Date of Birth	Sport Class	Phase	Lane	Pos	Wind	Time	
1	2321	<b>CAIRONI Martina</b>	ITA	13 SEP 1989	T63	Final	4	1	+0.8	<b>14.16</b>	SB
						Round 1 - Heat 2/2	3	1	+0.2	<b>14.31</b>	Q SB
2	2294	<b>TIARANI Karisma Evi</b>	INA	19 JAN 2001	T42	Final	5	2	+0.8	<b>14.26</b>	WR
						Round 1 - Heat 2/2	4	2	+0.2	<b>14.34</b>	Q WR
3	2322	<b>CONTRAFATTO MG</b>	ITA	9 MAR 1981	T63	Final	7	=3	+0.8	<b>14.60</b>	
						Round 1 - Heat 1/2	6	1	+0.5	<b>14.33</b>	Q PB
3	2249	<b>OKOH Ndidikama</b>	GBR	3 DEC 2002	T42	Final	3	=3	+0.8	<b>14.59</b>	PB
						Round 1 - Heat 1/2	7	3	+0.5	<b>14.69</b>	Q PR,PB
5	2493	<b>KRATTER Elena</b>	SUI	5 JUL 1996	T63	Final	8	5	+0.8	<b>15.00</b>	PB
						Round 1 - Heat 2/2	6	3	+0.2	<b>15.06</b>	Q SB
6	2573	<b>MARCUSEN Lindi</b>	USA	20 JUL 1996	T63	Final	2	6	+0.8	<b>15.11</b>	
						Round 1 - Heat 2/2	7	4	+0.2	<b>15.09</b>	q
7	2571	<b>LAMBERT Noelle</b>	USA	24 JAN 1997	T63	Final	9	7	+0.8	<b>15.39</b>	
						Round 1 - Heat 1/2	5	4	+0.5	<b>15.38</b>	q
	2327	<b>SABATINI Ambra</b>	ITA	19 JAN 2002	T63	Final	6			YC	<b>DNF</b> R7.2
						Round 1 - Heat 1/2	3	2	+0.5	<b>14.33</b>	Q SB

**Note:**  
Athlete bib 2322 CONTRAFATTO Monica Graziana (ITA) is awarded a joint bronze medal due to obstruction. by the decision of the referee.  
Yellow Card - Athlete SABATINI Ambra - R7.2 - Athlete giving or receiving assistance.

**Legend:**

<b>DNF</b>	Did Not Finish	<b>PB</b>	Personal Best	<b>Pos</b>	Position	<b>PR</b>	Paralympic Record
<b>Q</b>	Qualified by place	<b>q</b>	Qualified by time	<b>R</b>	WPA Rule	<b>SB</b>	Season Best
<b>WR</b>	World Record	<b>YC</b>	Yellow Card				

**REVISED** Athlete bib 2322 CONTRAFATTO Monica Graziana (ITA) is awarded a joint bronze medal due to obstruction. by the decision of the referee.



## Results

### Résultats

Qualification: First 3 in each heat (Q) and the next 2 fastest (q) advance to the Final.

#### T42 Records

<b>WORLD RECORD</b>	<b>14.37</b>	<b>TIARANI Karisma Evi</b>	INA	Hangzhou (CHN)	26 OCT 2023
<b>PARALYMPIC RECORD</b>	<b>14.83</b>	<b>TIARANI Karisma Evi</b>	INA	Tokyo (JPN)	4 SEP 2021

#### T63 Records

<b>WORLD RECORD</b>	<b>13.98</b>	<b>SABATINI Ambra</b>	ITA	Paris (FRA)	13 JUL 2023
<b>PARALYMPIC RECORD</b>	<b>14.11</b>	<b>SABATINI Ambra</b>	ITA	Tokyo (JPN)	4 SEP 2021

#### Heat 1

Start Time: 11:28

Wind: +0.5 m/s

Rank	Athlete Bib	Name	NPC Code	Date of Birth	Sport Class	Lane	Result	
1	2322	CONTRAFATTO Monica Graziana	ITA	9 MAR 1981	T63	6	<b>14.33</b> (.326)	Q PB
2	2327	SABATINI Ambra	ITA	19 JAN 2002	T63	3	<b>14.33</b> (.330)	Q SB
3	2249	OKOH Ndidikama	GBR	3 DEC 2002	T42	7	<b>14.69</b>	Q PR,PB
4	2571	LAMBERT Noelle	USA	24 JAN 1997	T63	5	<b>15.38</b>	q
5	2341	TOZAWA Tomomi	JPN	14 JAN 1999	T63	4	<b>15.85</b>	

#### Heat 2

Start Time: 11:34

Wind: +0.2 m/s

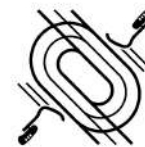
Rank	Athlete Bib	Name	NPC Code	Date of Birth	Sport Class	Lane	Result	
1	2321	CAIRONI Martina	ITA	13 SEP 1989	T63	3	<b>14.31</b>	Q SB
2	2294	TIARANI Karisma Evi	INA	19 JAN 2001	T42	4	<b>14.34</b>	Q WR
3	2493	KRATTER Elena	SUI	5 JUL 1996	T63	6	<b>15.06</b>	Q SB
4	2573	MARCUSEN Lindi	USA	20 JUL 1996	T63	7	<b>15.09</b>	q
5	2330	MAEGAWA Kaede	JPN	24 FEB 1998	T63	5	<b>16.34</b>	

#### Weather conditions at the beginning of the 1st heat

Temperature: 17 °C Humidity: 98 % Conditions: Overcast

<b>Legend:</b>	<b>PB</b> Personal Best	<b>PR</b> Paralympic Record	<b>Q</b> Qualified by place	<b>q</b> Qualified by time
	<b>SB</b> Season Best	<b>WR</b> World Record		





## Results Summary

### Résumé des résultats

Qualification: First 3 in each heat (Q) and the next 2 fastest (q) advance to the Final.

#### T42 Records

<b>WORLD RECORD</b>	<b>14.37</b>	<b>TIARANI Karisma Evi</b>	INA	Hangzhou (CHN)	26 OCT 2023
<b>PARALYMPIC RECORD</b>	<b>14.83</b>	<b>TIARANI Karisma Evi</b>	INA	Tokyo (JPN)	4 SEP 2021

#### T63 Records

<b>WORLD RECORD</b>	<b>13.98</b>	<b>SABATINI Ambra</b>	ITA	Paris (FRA)	13 JUL 2023
<b>PARALYMPIC RECORD</b>	<b>14.11</b>	<b>SABATINI Ambra</b>	ITA	Tokyo (JPN)	4 SEP 2021

Rank	Athlete Bib	Name	NPC Code	Sport Class	Heat	Lane	Pos	Time	Wind	
1	2321	CAIRONI Martina	ITA	T63	2	3	1	<b>14.31</b>	+0.2	Q SB
2	2322	CONTRAFATTO Monica Graziana	ITA	T63	1	6	1	<b>14.33</b> (.326)	+0.5	Q PB
3	2327	SABATINI Ambra	ITA	T63	1	3	2	<b>14.33</b> (.330)	+0.5	Q SB
4	2294	TIARANI Karisma Evi	INA	T42	2	4	2	<b>14.34</b>	+0.2	Q WR
5	2249	OKOH Ndidikama	GBR	T42	1	7	3	<b>14.69</b>	+0.5	Q PR,PB
6	2493	KRATTER Elena	SUI	T63	2	6	3	<b>15.06</b>	+0.2	Q SB
7	2573	MARCUSEN Lindi	USA	T63	2	7	4	<b>15.09</b>	+0.2	q
8	2571	LAMBERT Noelle	USA	T63	1	5	4	<b>15.38</b>	+0.5	q
9	2341	TOZAWA Tomomi	JPN	T63	1	4	5	<b>15.85</b>	+0.5	
10	2330	MAEGAWA Kaede	JPN	T63	2	5	5	<b>16.34</b>	+0.2	

<b>Legend:</b>	<b>PB</b> Personal Best	<b>Pos</b> Position	<b>Q</b> Qualified by place	<b>q</b> Qualified by time
	<b>SB</b> Season Best	<b>WR</b> World Record		



## Results

### Résultats

#### T44 Records

<b>WORLD RECORD</b>	<b>12.72</b>	<b>BENSUSAN Irmgard</b>	GER	Leverkusen (GER)	21 JUN 2019
<b>PARALYMPIC RECORD</b>	<b>12.89</b>	<b>BENSUSAN Irmgard</b>	GER	Tokyo (JPN)	3 SEP 2021

#### T62 Records

<b>WORLD RECORD</b>	<b>12.35</b>	<b>JONG Fleur</b>	NED	Hengelo (NED)	30 JUN 2024
<b>PARALYMPIC RECORD</b>	<b>12.48</b>	<b>JONG Fleur</b>	NED	Paris (FRA)	5 SEP 2024

#### T64 Records

<b>WORLD RECORD</b>	<b>12.46</b>	<b>ALKEMADE Kimberly</b>	NED	Nottwil (SUI)	7 JUN 2024
<b>PARALYMPIC RECORD</b>	<b>12.61</b>	<b>ALKEMADE Kimberly</b>	NED	Paris (FRA)	5 SEP 2024

Wind: -0.2m/s

Rank	Athlete Bib	Name	NPC Code	Date of Birth	Sport Class	Lane	Result
1	2412	JONG Fleur	NED	17 DEC 1995	T62	7	<b>12.54</b>
2	2408	ALKEMADE Kimberly	NED	29 MAR 1990	T64	6	<b>12.70</b>
3	2416	van GANSEWINKEL Marlene	NED	11 MAR 1995	T64	4	<b>12.72</b>
4	2194	ANDRES BARRIO Sara	ESP	21 AUG 1986	T62	2	<b>13.03</b>
5	2495	RAHMANI Abassia	SUI	2 JUL 1992	T62	8	<b>13.10</b>
6	2556	AYANBEKU Femita	USA	30 JUN 1992	T64	5	<b>13.15</b>
7	2103	PAPACONSTANTINOU Marissa	CAN	13 OCT 1999	T64	9	<b>13.25</b>
8	2261	BENSUSAN Irmgard	GER	24 JAN 1991	T44	3	<b>13.31</b>

#### Weather conditions

Temperature: 22 °C      Humidity: 55 %      Conditions: Few clouds



## Results Progression

Progression des résultats

### T44 Records

<b>WORLD RECORD</b>	<b>12.72</b>	<b>BENSUSAN Irmgard</b>	GER	Leverkusen (GER)	21 JUN 2019
<b>PARALYMPIC RECORD</b>	<b>12.89</b>	<b>BENSUSAN Irmgard</b>	GER	Tokyo (JPN)	3 SEP 2021

### T62 Records

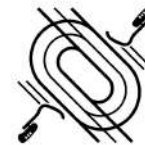
<b>WORLD RECORD</b>	<b>12.35</b>	<b>JONG Fleur</b>	NED	Hengelo (NED)	30 JUN 2024
<b>PARALYMPIC RECORD</b>	<b>12.48</b>	<b>JONG Fleur</b>	NED	Paris (FRA)	5 SEP 2024

### T64 Records

<b>WORLD RECORD</b>	<b>12.46</b>	<b>ALKEMADE Kimberly</b>	NED	Nottwil (SUI)	7 JUN 2024
<b>PARALYMPIC RECORD</b>	<b>12.61</b>	<b>ALKEMADE Kimberly</b>	NED	Paris (FRA)	5 SEP 2024

Rank	Athlete Bib	Name	NPC Code	Date of Birth	Sport Class	Phase	Lane	Pos	Wind	Time
1	2412	JONG Fleur	NED	17 DEC 1995	T62	Final Round 1 - Heat 2/2	7 4	1 1	-0.2 -0.3	<b>12.54</b> <b>12.48</b> Q PR
2	2408	ALKEMADE Kimberly	NED	29 MAR 1990	T64	Final Round 1 - Heat 1/2	6 9	2 1	-0.2 -0.2	<b>12.70</b> <b>12.61</b> Q PR
3	2416	van GANSEWINKEL M	NED	11 MAR 1995	T64	Final Round 1 - Heat 1/2	4 2	3 2	-0.2 -0.2	<b>12.72</b> <b>12.68</b> Q
4	2194	ANDRES BARRIO Sara	ESP	21 AUG 1986	T62	Final Round 1 - Heat 2/2	2 9	4 4	-0.2 -0.3	<b>13.03</b> <b>13.20</b> q
5	2495	RAHMANI Abassia	SUI	2 JUL 1992	T62	Final Round 1 - Heat 2/2	8 8	5 3	-0.2 -0.3	<b>13.10</b> <b>13.06</b> Q PB
6	2556	AYANBEKU Femita	USA	30 JUN 1992	T64	Final Round 1 - Heat 2/2	5 7	6 2	-0.2 -0.3	<b>13.15</b> <b>12.98</b> Q PB
7	2103	PAPACONSTANTINO M	CAN	13 OCT 1999	T64	Final Round 1 - Heat 2/2	9 3	7 5	-0.2 -0.3	<b>13.25</b> <b>13.24</b> q
8	2261	BENSUSAN Irmgard	GER	24 JAN 1991	T44	Final Round 1 - Heat 1/2	3 3	8 3	-0.2 -0.2	<b>13.31</b> <b>13.20</b> Q

<b>Legend:</b>	<b>PB</b> Personal Best	<b>Pos</b> Position	<b>PR</b> Paralympic Record	<b>Q</b> Qualified by place
	<b>q</b> Qualified by time			



## Results

### Résultats

Qualification: First 3 in each heat (Q) and the next 2 fastest (q) advance to the Final.

#### T44 Records

<b>WORLD RECORD</b>	<b>12.72</b>	<b>BENSUSAN Irmgard</b>	GER	Leverkusen (GER)	21 JUN 2019
<b>PARALYMPIC RECORD</b>	<b>12.89</b>	<b>BENSUSAN Irmgard</b>	GER	Tokyo (JPN)	3 SEP 2021

#### T62 Records

<b>WORLD RECORD</b>	<b>12.35</b>	<b>JONG Fleur</b>	NED	Hengelo (NED)	30 JUN 2024
<b>PARALYMPIC RECORD</b>	<b>13.10</b>	<b>JONG Fleur</b>	NED	Tokyo (JPN)	3 SEP 2021

#### T64 Records

<b>WORLD RECORD</b>	<b>12.46</b>	<b>ALKEMADE Kimberly</b>	NED	Nottwil (SUI)	7 JUN 2024
<b>PARALYMPIC RECORD</b>	<b>12.78</b>	<b>van GANSEWINKEL Marlene</b>	NED	Tokyo (JPN)	3 SEP 2021

#### Heat 1

Start Time: 20:50

Wind: -0.2 m/s

Rank	Athlete Bib	Name	NPC Code	Date of Birth	Sport Class	Lane	Result	
1	2408	ALKEMADE Kimberly	NED	29 MAR 1990	T64	9	<b>12.61</b>	Q PR
2	2416	van GANSEWINKEL Marlene	NED	11 MAR 1995	T64	2	<b>12.68</b>	Q
3	2261	BENSUSAN Irmgard	GER	24 JAN 1991	T44	3	<b>13.20</b>	Q
4	2566	HATZ B	USA	7 OCT 2000	T64	6	<b>13.28</b>	
5	2558	CAREY Annie	USA	2 OCT 2004	T44	4	<b>13.39</b>	
6	2477	DIAZ COLON Yaimillie Marie	PUR	11 JAN 2004	T64	5	<b>13.62</b>	PB
7	2324	FILIPPI Giuliana Chiara	ITA	16 SEP 2005	T64	7	<b>13.73</b> (.722)	
8	2204	PINAR BATALLA Fiona	ESP	1 FEB 2003	T64	8	<b>13.73</b> (.728)	

#### Heat 2

Start Time: 20:57

Wind: -0.3 m/s

Rank	Athlete Bib	Name	NPC Code	Date of Birth	Sport Class	Lane	Result	
1	2412	JONG Fleur	NED	17 DEC 1995	T62	4	<b>12.48</b>	Q PR
2	2556	AYANBEKU Femita	USA	30 JUN 1992	T64	7	<b>12.98</b>	Q PB
3	2495	RAHMANI Abassia	SUI	2 JUL 1992	T62	8	<b>13.06</b>	Q PB
4	2194	ANDRES BARRIO Sara	ESP	21 AUG 1986	T62	9	<b>13.20</b>	q
5	2103	PAPACONSTANTINO Marissa	CAN	13 OCT 1999	T64	3	<b>13.24</b>	q
6	2339	TAKAKUWA Saki	JPN	26 MAY 1992	T64	6	<b>13.85</b>	
7	2478	VAZQUEZ COLLAZO Amaris Sofia	PUR	17 DEC 2004	T64	5	<b>15.57</b>	

#### Weather conditions at the beginning of the 1st heat

Temperature: 17 °C Humidity: 85 % Conditions: Overcast

#### Legend:

PB Personal Best PR Paralympic Record Q Qualified by place q Qualified by time



## Results Summary

### Résumé des résultats

Qualification: First 3 in each heat (Q) and the next 2 fastest (q) advance to the Final.

#### T44 Records

<b>WORLD RECORD</b>	<b>12.72</b>	<b>BENSUSAN Irmgard</b>	GER	Leverkusen (GER)	21 JUN 2019
<b>PARALYMPIC RECORD</b>	<b>12.89</b>	<b>BENSUSAN Irmgard</b>	GER	Tokyo (JPN)	3 SEP 2021

#### T62 Records

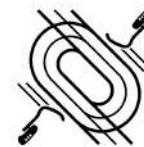
<b>WORLD RECORD</b>	<b>12.35</b>	<b>JONG Fleur</b>	NED	Hengelo (NED)	30 JUN 2024
<b>PARALYMPIC RECORD</b>	<b>13.10</b>	<b>JONG Fleur</b>	NED	Tokyo (JPN)	3 SEP 2021

#### T64 Records

<b>WORLD RECORD</b>	<b>12.46</b>	<b>ALKEMADE Kimberly</b>	NED	Nottwil (SUI)	7 JUN 2024
<b>PARALYMPIC RECORD</b>	<b>12.78</b>	<b>van GANSEWINKEL Marlene</b>	NED	Tokyo (JPN)	3 SEP 2021

Rank	Athlete Bib	Name	NPC Code	Sport Class	Heat	Lane	Pos	Time	Wind	
1	2412	JONG Fleur	NED	T62	2	4	1	<b>12.48</b>	-0.3	<b>Q</b> PR
2	2408	ALKEMADE Kimberly	NED	T64	1	9	1	<b>12.61</b>	-0.2	<b>Q</b> PR
3	2416	van GANSEWINKEL Marlene	NED	T64	1	2	2	<b>12.68</b>	-0.2	<b>Q</b>
4	2556	AYANBEKU Femita	USA	T64	2	7	2	<b>12.98</b>	-0.3	<b>Q</b> PB
5	2495	RAHMANI Abassia	SUI	T62	2	8	3	<b>13.06</b>	-0.3	<b>Q</b> PB
6	2194	ANDRES BARRIO Sara	ESP	T62	2	9	4	<b>13.20</b> (.193)	-0.3	<b>q</b>
7	2261	BENSUSAN Irmgard	GER	T44	1	3	3	<b>13.20</b> (.199)	-0.2	<b>Q</b>
8	2103	PAPACONSTANTINOU Marissa	CAN	T64	2	3	5	<b>13.24</b>	-0.3	<b>q</b>
9	2566	HATZ B	USA	T64	1	6	4	<b>13.28</b>	-0.2	
10	2558	CAREY Annie	USA	T44	1	4	5	<b>13.39</b>	-0.2	
11	2477	DIAZ COLON Yaimillie Marie	PUR	T64	1	5	6	<b>13.62</b>	-0.2	<b>PB</b>
12	2324	FILIPPI Giuliana Chiara	ITA	T64	1	7	7	<b>13.73</b> (.722)	-0.2	
13	2204	PINAR BATALLA Fiona	ESP	T64	1	8	8	<b>13.73</b> (.728)	-0.2	
14	2339	TAKAKUWA Saki	JPN	T64	2	6	6	<b>13.85</b>	-0.3	
15	2478	VAZQUEZ COLLAZO Amaris Sofia	PUR	T64	2	5	7	<b>15.57</b>	-0.3	

<b>Legend:</b>									
<b>PB</b>	Personal Best	<b>Pos</b>	Position	<b>PR</b>	Paralympic Record	<b>Q</b>	Qualified by place		
<b>q</b>	Qualified by time								



Results  
Résultats

REVISED  
7 SEP 20:29

<b>WORLD RECORD</b>	<b>24.36</b>	<b>LIU Cuiqing</b>	CHN	Kobe (JPN)	25 MAY 2024
<b>PARALYMPIC RECORD</b>	<b>24.51</b>	<b>CLEGG Libby</b>	GBR	Rio de Janeiro (BRA)	13 SEP 2016

Wind: +0.5m/s

Rank	Athlete Bib	Name	NPC Code	Date of Birth	Sport Class	Lane	Reaction Time		Result
1	2073 Guide	<b>GEBER dos SANTOS Jerusa</b> dos SANTOS GARCIA	BRA	26 APR 1982 2 OCT 1997	T11	5	0.162 0.110	YC	<b>24.51</b> =PR,AR
2	2125 Guide	<b>LIU Cuiqing</b> CHEN Shengming	CHN	28 OCT 1991 16 FEB 2004	T11	3	0.144 0.150		<b>24.86</b>
3	2407 Guide	<b>ISHITILE Lahja</b> SHIMANDA Sem	NAM	21 JUL 1997 22 APR 1994	T11	7	0.191 0.189		<b>25.04</b>
4	2612 Guide	<b>PEREZ LOPEZ Linda Patricia</b> CASSIANI HERRERA A	VEN	9 JUL 1998 8 FEB 1990	T11	1	0.142 0.163		<b>25.44</b>

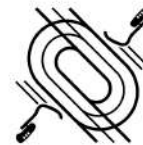
Weather conditions

Temperature: 20 °C Humidity: 84 % Conditions: Sunny intervals

**Note:**  
Yellow Card - Athlete GEBER dos SANTOS Jerusa - R8.1 - Unsporting or improper conduct (may be direct to a Red Card).

**Legend:**  
=PR Equal Paralympic Record AR Area Record YC Yellow Card

**REVISED** Yellow Card for Athlete GEBER dos SANTOS Jerusa added.



## Results Progression

Progression des résultats

**REVISED**  
8 SEP 14:30

<b>WORLD RECORD</b>	<b>24.36</b>	<b>LIU Cuiqing</b>	CHN	Kobe (JPN)	25 MAY 2024
<b>PARALYMPIC RECORD</b>	<b>24.51</b>	<b>CLEGG Libby</b>	GBR	Rio de Janeiro (BRA)	13 SEP 2016

Rank	Athlete Bib	Name	NPC Code	Date of Birth	Sport Class	Phase	Lane	Pos	Wind	Time	
1	2073	<b>GEBER dos SANTOS J</b> Guide dos SANTOS GARCIA	BRA	26 APR 1982 2 OCT 1997	T11	Final Round 1 - Heat 1/2	5 6	1 1	+0.5 YC +0.1	<b>24.51</b> <b>25.00</b>	=PR,AR Q
2	2125	<b>LIU Cuiqing</b> Guide CHEN Shengming	CHN	28 OCT 1991 16 FEB 2004	T11	Final Round 1 - Heat 2/2	3 4	2 1	+0.5 +0.1	<b>24.86</b> <b>24.77</b>	Q
3	2407	<b>ISHITILE Lahja</b> Guide SHIMANDA Sem	NAM	21 JUL 1997 22 APR 1994	T11	Final Round 1 - Heat 2/2	7 8	3 2	+0.5 +0.1	<b>25.04</b> <b>24.82</b>	q AR
4	2612	<b>PEREZ LOPEZ LP</b> Guide CASSIANI HERRERA A	VEN	9 JUL 1998 8 FEB 1990	T11	Final Round 1 - Heat 1/2	1 8	4 2	+0.5 +0.1	<b>25.44</b> <b>25.42</b>	q SB

**Note:**  
Yellow Card - Athlete GEBER dos SANTOS Jerusa - R8.1 - Unsporting or improper conduct (may be direct to a Red Card).

**Legend:**  
=PR Equal Paralympic Record    AR Area Record    Pos Position    Q Qualified by place  
q Qualified by time    R WPA Rule    SB Season Best    YC Yellow Card

**REVISED** Yellow Card updated



## Results

### Résultats

Qualification: First in each heat (Q) and the next 2 fastest (q) advance to the Final.

<b>WORLD RECORD</b>	<b>24.36</b>	<b>LIU Cuiqing</b>	CHN	Kobe (JPN)	25 MAY 2024
<b>PARALYMPIC RECORD</b>	<b>24.51</b>	<b>CLEGG Libby</b>	GBR	Rio de Janeiro (BRA)	13 SEP 2016

Heat 1 Start Time: 10:49 Wind: +0.1 m/s

Rank	Athlete Bib	Name	NPC Code	Date of Birth	Sport Class	Lane	Reaction Time	Result
1	2073	<b>GEBER dos SANTOS Jerusa</b>	BRA	26 APR 1982	T11	6	0.169	<b>25.00 Q</b>
		Guide dos SANTOS GARCIA		2 OCT 1997			0.143	
2	2612	<b>PEREZ LOPEZ Linda Patricia</b>	VEN	9 JUL 1998	T11	8	0.151	<b>25.42 q SB</b>
		Guide CASSIANI HERRERA Alvaro Luis		8 FEB 1990			0.171	
3	2083	<b>SILVA SPOLADORE Lorena</b>	BRA	19 DEC 1995	T11	2	0.133	<b>26.02</b>
4	2596	<b>MIRZAYOROVA Asila</b>	UZB	3 JUL 1999	T11	4	0.205	<b>27.31 SB</b>
		Guide MIRZAYOROV Abduvokhid		4 MAY 2001			0.198	

Heat 2 Start Time: 10:57 Wind: +0.1 m/s

Rank	Athlete Bib	Name	NPC Code	Date of Birth	Sport Class	Lane	Reaction Time	Result
1	2125	<b>LIU Cuiqing</b>	CHN	28 OCT 1991	T11	4	0.171	<b>24.77 Q</b>
		Guide CHEN Shengming		16 FEB 2004			0.193	
2	2407	<b>ISHITILE Lahja</b>	NAM	21 JUL 1997	T11	8	0.198	<b>24.82 q AR</b>
		Guide SHIMANDA Sem		22 APR 1994			0.193	
3	2084	<b>SIMPLICIO da SILVA</b>	BRA	20 AUG 1997	T11	2	0.218	<b>25.70</b>
		Guide VELOSO da SILVA Felipe		28 SEP 1987			0.153	
4	2007	<b>MOKO Juliana Ngleya</b>	ANG	20 JUN 2000	T11	6	0.181	<b>26.28 PB</b>
		Guide SAPALO Abraao Abreu		20 FEB 2001			0.179	

#### Weather conditions at the beginning of the 1st heat

Temperature: 15 °C Humidity: 100 % Conditions: Light rain

<b>Legend:</b>	<b>AR</b> Area Record	<b>PB</b> Personal Best	<b>Q</b> Qualified by place	<b>q</b> Qualified by time
	<b>SB</b> Season Best			





## Results Summary

### Résumé des résultats

Qualification: First in each heat (Q) and the next 2 fastest (q) advance to the Final.

<b>WORLD RECORD</b>	<b>24.36</b>	<b>LIU Cuiqing</b>	CHN	Kobe (JPN)	25 MAY 2024
<b>PARALYMPIC RECORD</b>	<b>24.51</b>	<b>CLEGG Libby</b>	GBR	Rio de Janeiro (BRA)	13 SEP 2016

Rank	Athlete Bib	Name	NPC Code	Sport Class	Heat	Lane	Pos	Time	Wind	
1	2125	<b>LIU Cuiqing</b> Guide CHEN Shengming	CHN	T11	2	4	1	<b>24.77</b>	+0.1	<b>Q</b>
2	2407	<b>ISHITILE Lahja</b> Guide SHIMANDA Sem	NAM	T11	2	8	2	<b>24.82</b>	+0.1	<b>q</b> AR
3	2073	<b>GEBER dos SANTOS Jerusa</b> Guide dos SANTOS GARCIA	BRA	T11	1	6	1	<b>25.00</b>	+0.1	<b>Q</b>
4	2612	<b>PEREZ LOPEZ Linda Patricia</b> Guide CASSIANI HERRERA Alvaro Luis	VEN	T11	1	8	2	<b>25.42</b>	+0.1	<b>q</b> SB
5	2084	<b>SIMPLICIO da SILVA Thalita Vitoria</b> Guide VELOSO da SILVA Felipe	BRA	T11	2	2	3	<b>25.70</b>	+0.1	
6	2083	<b>SILVA SPOLADORE Lorena</b>	BRA	T11	1	2	3	<b>26.02</b>	+0.1	
7	2007	<b>MOKO Juliana Ngleya</b> Guide SAPALO Abraao Abreu	ANG	T11	2	6	4	<b>26.28</b>	+0.1	<b>PB</b>
8	2596	<b>MIRZAYOROVA Asila</b> Guide MIRZAYOROV Abduvokhid	UZB	T11	1	4	4	<b>27.31</b>	+0.1	<b>SB</b>

<b>Legend:</b>	<b>AR</b> Area Record	<b>PB</b> Personal Best	<b>Pos</b> Position	<b>Q</b> Qualified by place
	<b>q</b> Qualified by time	<b>SB</b> Season Best		



## Results

### Résultats

<b>WORLD RECORD</b>	<b>23.02</b>	<b>DURAND ELIAS Omara</b>	CUB	Tokyo (JPN)	4 SEP 2021
<b>PARALYMPIC RECORD</b>	<b>23.02</b>	<b>DURAND ELIAS Omara</b>	CUB	Tokyo (JPN)	4 SEP 2021

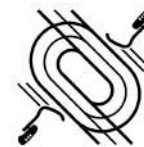
Wind: -0.9m/s

Rank	Athlete Bib	Name	NPC Code	Date of Birth	Sport Class	Lane	Reaction Time	Result
1	2178	<b>DURAND ELIAS Omara</b> Guide KINDELAN VARGAS Yuniol	CUB	26 NOV 1991 17 JUN 1994	T12	3	0.165 0.184	<b>23.62</b> SB
2	2611	<b>PEREZ LOPEZ Alejandra Paola</b>	VEN	9 JUL 1998	T12	5	0.164	<b>24.19</b> PB
3	2304	<b>SIMRAN</b> Guide SINGH Abhay	IND	9 NOV 1999 15 JUN 2006	T12	7	0.195 0.202	<b>24.75</b> PB
4	2312	<b>SAFARZADEH GHAHDERIJANI Hajar</b>	IRI	14 MAR 2000	T12	1	0.144	<b>24.91</b> PB

#### Weather conditions

Temperature: 20 °C Humidity: 84 % Conditions: Sunny intervals

<b>Legend:</b>	<b>PB</b> Personal Best	<b>SB</b> Season Best
----------------	-------------------------	-----------------------



## Results Progression

Progression des résultats

<b>WORLD RECORD</b>	<b>23.02</b>	<b>DURAND ELIAS Omara</b>	CUB	Tokyo (JPN)	4 SEP 2021
<b>PARALYMPIC RECORD</b>	<b>23.02</b>	<b>DURAND ELIAS Omara</b>	CUB	Tokyo (JPN)	4 SEP 2021

Rank	Athlete Bib	Name	NPC Code	Date of Birth	Sport Class	Phase	Lane	Pos	Wind	Time	
1	2178	<b>DURAND ELIAS Omara</b> Guide KINDELAN VARGAS Y	CUB	26 NOV 1991 17 JUN 1994	T12	Final	3	1	-0.9	<b>23.62</b>	SB
						Semi-Final 1/3	5	1	-0.4	<b>24.41</b>	Q SB
						Round 1 - Heat 2/5	5	1	+0.5	<b>24.78</b>	Q SB
2	2611	<b>PEREZ LOPEZ AP</b>	VEN	9 JUL 1998	T12	Final	5	2	-0.9	<b>24.19</b>	PB
						Semi-Final 2/3	7	1	+1.0	<b>24.59</b>	Q PB
						Round 1 - Heat 5/5	3	2	+0.4	<b>25.94</b>	q SB
3	2304	<b>SIMRAN</b> Guide SINGH Abhay	IND	9 NOV 1999 15 JUN 2006	T12	Final	7	3	-0.9	<b>24.75</b>	PB
						Semi-Final 3/3	5	1	-0.5	<b>25.03</b>	Q
						Round 1 - Heat 5/5	5	1	+0.4	<b>25.41</b>	Q
4	2312	<b>SAFARZADEH GHANDE.</b>	IRI	14 MAR 2000	T12	Final	1	4	-0.9	<b>24.91</b>	PB
						Semi-Final 2/3	5	2	+1.0	<b>25.06</b>	q
						Round 1 - Heat 4/5	1	1	+0.4	<b>25.04</b>	Q PB

**Note:**  
R17.8 - False start

**Legend:**  
**PB** Personal Best      **Pos** Position      **Q** Qualified by place      **q** Qualified by time  
**SB** Season Best



## Results

Résultats

**REVISED**  
6 SEP 20:13

Qualification: First in each heat (Q) and the next 1 fastest (q) advance to the Final.

<b>WORLD RECORD</b>	<b>23.02</b>	<b>DURAND ELIAS Omara</b>	CUB	Tokyo (JPN)	4 SEP 2021
<b>PARALYMPIC RECORD</b>	<b>23.02</b>	<b>DURAND ELIAS Omara</b>	CUB	Tokyo (JPN)	4 SEP 2021

**Semifinal 1** Start Time: 19:42 Wind: -0.4 m/s

Rank	Athlete Bib	Name	NPC Code	Date of Birth	Sport Class	Lane	Reaction Time	Result
1	2178	<b>DURAND ELIAS Omara</b>	CUB	26 NOV 1991	T12	5	0.171	<b>24.41</b> Q SB
		Guide KINDELAN VARGAS Yuniol		17 JUN 1994			0.207	
2	2539	<b>BOTURCHUK Oksana</b>	UKR	12 SEP 1984	T12	3	0.202	<b>25.46</b>
		Guide BARABANOV Mykyta		26 MAY 2001			0.160	
3	2186	<b>de la CRUZ SEVERINO Darlenys</b>	DOM	2 MAY 2001	T12	7	0.114	<b>25.58</b>
		Guide MEJIA NUNEZ Fary Sterlin		4 NOV 1999			0.138	
4	2074	<b>GOMES de AGUIAR Lorraine</b>	BRA	15 AUG 1997	T12	1	0.167	<b>26.55</b>
		Guide MARTINS RIBEIRO J.		4 APR 1993			0.173	

**Semifinal 2** Start Time: 19:50 Wind: +1.0 m/s

Rank	Athlete Bib	Name	NPC Code	Date of Birth	Sport Class	Lane	Reaction Time	Result
1	2611	<b>PEREZ LOPEZ Alejandra Paola</b>	VEN	9 JUL 1998	T12	7	0.156	<b>24.59</b> Q PB
2	2312	<b>SAFARZADEH GHANDE.</b>	IRI	14 MAR 2000	T12	5	0.144	<b>25.06</b> q
3	2195	<b>BERGES GAMEZ Melani</b>	ESP	28 MAY 1990	T12	3	0.135	<b>25.43</b> PB
		Guide DIAZ del CAMPO VE.		4 NOV 1997			0.152	
4	2057	<b>BARROS da SILVA Clara Daniele</b>	BRA	19 JAN 1998	T12	1	0.194	<b>26.31</b>
		Guide ANDRADE Efraim		3 MAR 1999			0.179	

**Semifinal 3** Start Time: 19:58 Wind: -0.5 m/s

Rank	Athlete Bib	Name	NPC Code	Date of Birth	Sport Class	Lane	Reaction Time	Result
1	2304	<b>SIMRAN</b>	IND	9 NOV 1999	T12	5	0.182	<b>25.03</b> Q
		Guide SINGH Abhay		15 JUN 2006			0.187	
2	2270	<b>MUELLER-ROTTGARDT Katrin</b>	GER	15 JAN 1982	T12	3	0.160	<b>25.15</b> SB
		Guide FIENER Noel-Philippe		26 OCT 1997			0.196	
3	2326	<b>PETRILLO Valentina</b>	ITA	2 OCT 1973	T12	7	0.178	<b>25.92</b> SB
		2429 <b>KULINICH-SOROKINA Anna</b>	NPA	27 JUN 1992	T12	1		<b>DQ</b> R17.8
		Guide GONCHAROV Iliia		12 OCT 1997			F <sup>1</sup>	

False Start Reaction Times: KULINICH-SOROKINA Anna (NPA): 0.048

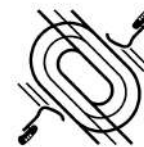
### Weather conditions at the beginning of the 1st heat

Temperature: 22 °C Humidity: 56 % Conditions: Sunny intervals

Note:  
R17.8 - False start

Legend:  
**DQ** Disqualified      **F<sub>n</sub>** False start      **PB** Personal Best      **Q** Qualified by place  
**q** Qualified by time      **R** WPA Rule      **SB** Season Best

**REVISED** Guide reaction times added for SF 3.



## Results Summary

### Résumé des résultats

Qualification: First in each heat (Q) and the next 1 fastest (q) advance to the Final.

<b>WORLD RECORD</b>	<b>23.02</b>	<b>DURAND ELIAS Omara</b>	CUB	Tokyo (JPN)	4 SEP 2021
<b>PARALYMPIC RECORD</b>	<b>23.02</b>	<b>DURAND ELIAS Omara</b>	CUB	Tokyo (JPN)	4 SEP 2021

Rank	Athlete Bib	Name	NPC Code	Sport Class	Heat	Lane	Pos	Time	Wind	
1	2178	<b>DURAND ELIAS Omara</b> Guide KINDELAN VARGAS Yuniol	CUB	T12	1	5	1	<b>24.41</b>	-0.4	Q SB
2	2611	<b>PEREZ LOPEZ Alejandra Paola</b>	VEN	T12	2	7	1	<b>24.59</b>	+1.0	Q PB
3	2304	<b>SIMRAN</b> Guide SINGH Abhay	IND	T12	3	5	1	<b>25.03</b>	-0.5	Q
4	2312	<b>SAFARZADEH GHAHDERIJANI Hajar</b>	IRI	T12	2	5	2	<b>25.06</b>	+1.0	q
5	2270	<b>MUELLER-ROTTGARDT Katrin</b> Guide FIENER Noel-Philippe	GER	T12	3	3	2	<b>25.15</b>	-0.5	SB
6	2195	<b>BERGES GAMEZ Melani</b> Guide DIAZ del CAMPO VELAZQUEZ Sergio	ESP	T12	2	3	3	<b>25.43</b>	+1.0	PB
7	2539	<b>BOTURCHUK Oksana</b> Guide BARABANOV Mykyta	UKR	T12	1	3	2	<b>25.46</b>	-0.4	
8	2186	<b>de la CRUZ SEVERINO Darlenys</b> Guide MEJIA NUNEZ Fary Sterlin	DOM	T12	1	7	3	<b>25.58</b>	-0.4	
9	2326	<b>PETRILLO Valentina</b>	ITA	T12	3	7	3	<b>25.92</b>	-0.5	SB
10	2057	<b>BARROS da SILVA Clara Daniele</b> Guide ANDRADE Efraim	BRA	T12	2	1	4	<b>26.31</b>	+1.0	
11	2074	<b>GOMES de AGUIAR Lorraine</b> Guide MARTINS RIBEIRO JUNIOR Fernando	BRA	T12	1	1	4	<b>26.55</b>	-0.4	
	2429	<b>KULINICH-SOROKINA Anna</b> Guide GONCHAROV Iliia	NPA	T12	3	1		<b>DQ</b>		R17.8

False Start Reaction Times: KULINICH-SOROKINA Anna (NPA): 0.048

Note:  
R17.8 - False start

Legend:		PB	Pos	Q
DQ	Disqualified	Personal Best	Position	Qualified by place
q	Qualified by time	WPA Rule	Season Best	



## Results Progression

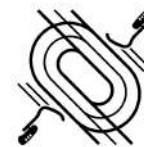
Progression des résultats

<b>WORLD RECORD</b>	<b>23.02</b>	<b>DURAND ELIAS Omara</b>	CUB	Tokyo (JPN)	4 SEP 2021
<b>PARALYMPIC RECORD</b>	<b>23.02</b>	<b>DURAND ELIAS Omara</b>	CUB	Tokyo (JPN)	4 SEP 2021

Rank	Athlete Bib	Name	NPC Code	Date of Birth	Sport Class	Phase	Lane	Pos	Wind	Time
1	2178	<b>DURAND ELIAS Omara</b>	CUB	26 NOV 1991	T12	Semi-Final 1/3	5	1	-0.4	<b>24.41</b> Q SB
		Guide KINDELAN VARGAS Y		17 JUN 1994		Round 1 - Heat 2/5	5	1	+0.5	<b>24.78</b> Q SB
2	2611	<b>PEREZ LOPEZ AP</b>	VEN	9 JUL 1998	T12	Semi-Final 2/3	7	1	+1.0	<b>24.59</b> Q PB
						Round 1 - Heat 5/5	3	2	+0.4	<b>25.94</b> q SB
3	2304	<b>SIMRAN</b>	IND	9 NOV 1999	T12	Semi-Final 3/3	5	1	-0.5	<b>25.03</b> Q
		Guide SINGH Abhay		15 JUN 2006		Round 1 - Heat 5/5	5	1	+0.4	<b>25.41</b> Q
4	2312	<b>SAFARZADEH GHAHDE.</b>	IRI	14 MAR 2000	T12	Semi-Final 2/3	5	2	+1.0	<b>25.06</b> q
						Round 1 - Heat 4/5	1	1	+0.4	<b>25.04</b> Q PB
5	2270	<b>MUELLER-ROTTGARDT</b>	GER	15 JAN 1982	T12	Semi-Final 3/3	3	2	-0.5	<b>25.15</b> SB
		Guide FIENER Noel-Philippe		26 OCT 1997		Round 1 - Heat 1/5	3	1	+1.1	<b>25.20</b> Q SB
6	2195	<b>BERGES GAMEZ M</b>	ESP	28 MAY 1990	T12	Semi-Final 2/3	3	3	+1.0	<b>25.43</b> PB
		Guide DIAZ del CAMPO VE.		4 NOV 1997		Round 1 - Heat 3/5	1	1	+0.7	<b>25.79</b> Q PB
7	2539	<b>BOTURCHUK Oksana</b>	UKR	12 SEP 1984	T12	Semi-Final 1/3	3	2	-0.4	<b>25.46</b>
		Guide BARABANOV Mykyta		26 MAY 2001		Round 1 - Heat 2/5	7	2	+0.5	<b>25.44</b> q SB
8	2186	<b>de la CRUZ SEVERI.</b>	DOM	2 MAY 2001	T12	Semi-Final 1/3	7	3	-0.4	<b>25.58</b>
		Guide MEJIA NUNEZ FS		4 NOV 1999		Round 1 - Heat 3/5	7	2	+0.7	<b>25.80</b> q
9	2326	<b>PETRILLO Valentina</b>	ITA	2 OCT 1973	T12	Semi-Final 3/3	7	3	-0.5	<b>25.92</b> SB
						Round 1 - Heat 5/5	7	3	+0.4	<b>25.95</b> q SB
10	2057	<b>BARROS da SILVA CD</b>	BRA	19 JAN 1998	T12	Semi-Final 2/3	1	4	+1.0	<b>26.31</b>
		Guide ANDRADE Efraim		3 MAR 1999		Round 1 - Heat 4/5	7	2	+0.4	<b>26.31</b> q
11	2074	<b>GOMES de AGUIAR L</b>	BRA	15 AUG 1997	T12	Semi-Final 1/3	1	4	-0.4	<b>26.55</b>
		Guide MARTINS RIBEIRO J.		4 APR 1993		Round 1 - Heat 2/5	1	3	+0.5	<b>26.65</b> q
	2429	<b>KULINICH-SOROKINA</b>	NPA	27 JUN 1992	T12	Semi-Final 3/3	1			<b>DQ</b> R17.8
		Guide GONCHAROV Iliia		12 OCT 1997		Round 1 - Heat 1/5	5	2	+1.1	<b>25.97</b> q SB

**Note:**  
R17.8 - False start

**Legend:**  
**DQ** Disqualified  
**q** Qualified by time  
**PB** Personal Best  
**R** WPA Rule  
**Pos** Position  
**SB** Season Best  
**Q** Qualified by place



## Results

### Résultats

Qualification: First in each heat (Q) and the next 7 fastest (q) advance to the Semifinals.

<b>WORLD RECORD</b>	<b>23.02</b>	<b>DURAND ELIAS Omara</b>	CUB	Tokyo (JPN)	4 SEP 2021
<b>PARALYMPIC RECORD</b>	<b>23.02</b>	<b>DURAND ELIAS Omara</b>	CUB	Tokyo (JPN)	4 SEP 2021

**Heat 1** Start Time: 10:08 Wind: +1.1 m/s

Rank	Athlete Bib	Name	NPC Code	Date of Birth	Sport Class	Lane	Reaction Time	Result
1	2270	<b>MUELLER-ROTTGARDT Katrin</b>	GER	15 JAN 1982	T12	3	0.168	<b>25.20</b> Q SB
		Guide FIENER Noel-Philippe		26 OCT 1997			0.222	
2	2429	<b>KULINICH-SOROKINA Anna</b>	NPA	27 JUN 1992	T12	5	0.169	<b>25.97</b> q SB
		Guide GONCHAROV Iliia		12 OCT 1997			0.163	
3	2072	<b>FERREIRA SOARES Viviane</b>	BRA	14 MAY 1996	T12	1	0.112	<b>27.47</b>
		Guide VIEIRA de ALMEIDA.		3 FEB 1991			0.163	
4	2454	<b>TILLNER GALEANO Melissa Nair</b>	PAR	26 JUN 2000	T12	7	0.160	<b>33.74</b> SB
		Guide DUARTE ADORNO Victor		20 JUN 1989			0.153	

**Heat 2** Start Time: 10:16 Wind: +0.5 m/s

Rank	Athlete Bib	Name	NPC Code	Date of Birth	Sport Class	Lane	Reaction Time	Result
1	2178	<b>DURAND ELIAS Omara</b>	CUB	26 NOV 1991	T12	5	0.165	<b>24.78</b> Q SB
		Guide KINDELAN VARGAS Yuniol		17 JUN 1994			0.178	
2	2539	<b>BOTURCHUK Oksana</b>	UKR	12 SEP 1984	T12	7	0.184	<b>25.44</b> q SB
		Guide BARABANOV Mykyta		26 MAY 2001			0.164	
3	2074	<b>GOMES de AGUIAR Lorraine</b>	BRA	15 AUG 1997	T12	1	0.181	<b>26.65</b> q
		Guide MARTINS RIBEIRO J.		4 APR 1993			0.161	
4	2199	<b>FOLGADO GARCIA Nagore</b>	ESP	23 MAR 2004	T12	3	0.153	<b>26.74</b>
		Guide RAGA VARO Joan		5 AUG 1991			0.158	

**Heat 3** Start Time: 10:24 Wind: +0.7 m/s

Rank	Athlete Bib	Name	NPC Code	Date of Birth	Sport Class	Lane	Reaction Time	Result
1	2195	<b>BERGES GAMEZ Melani</b>	ESP	28 MAY 1990	T12	1	0.162	<b>25.79</b> Q PB
		Guide DIAZ del CAMPO VE.		4 NOV 1997			0.160	
2	2186	<b>de la CRUZ SEVERINO Darlenys</b>	DOM	2 MAY 2001	T12	7	0.139	<b>25.80</b> q
		Guide MEJIA NUNEZ Fary Sterlin		4 NOV 1999			0.141	
3	2128	<b>SHEN Yaqin</b>	CHN	11 DEC 1990	T12	5	0.202	<b>27.27</b>
		Guide LI Wen		4 APR 1992			0.172	
4	2378	<b>NAGOLI Estere</b>	MAW	26 JUN 2004	T12	3	0.303	<b>32.11</b> PB
		Guide PHIRI Charles Luciano		26 OCT 2002			0.299	

**Heat 4** Start Time: 10:32 Wind: +0.4 m/s

Rank	Athlete Bib	Name	NPC Code	Date of Birth	Sport Class	Lane	Reaction Time	Result
1	2312	<b>SAFARZADEH GHAHDE.</b>	IRI	14 MAR 2000	T12	1	0.154	<b>25.04</b> Q PB
2	2057	<b>BARROS da SILVA Clara Daniele</b>	BRA	19 JAN 1998	T12	7	0.174	<b>26.31</b> q
		Guide ANDRADE Efraim		3 MAR 1999			0.176	
3	2218	<b>LOUNELA Iida</b>	FIN	27 OCT 2003	T12	3	0.184	<b>28.33</b>
		Guide LOUNELA Henrik		24 DEC 2006			0.199	
4	2174	<b>OLIVEIRA LOPES HP</b>	CPV	12 JAN 1992	T12	5	0.179	<b>28.49</b> SB
		Guide DUARTE OLIVEIRA JM		3 NOV 1983			0.202	

**Heat 5** Start Time: 10:40 Wind: +0.4 m/s

Rank	Athlete Bib	Name	NPC Code	Date of Birth	Sport Class	Lane	Reaction Time	Result
1	2304	<b>SIMRAN</b>	IND	9 NOV 1999	T12	5	0.173	<b>25.41</b> Q
		Guide SINGH Abhay		15 JUN 2006			0.169	
2	2611	<b>PEREZ LOPEZ Alejandra Paola</b>	VEN	9 JUL 1998	T12	3	0.146	<b>25.94</b> q SB
		Guide MANZANILLA VELASQ.		22 DEC 1997			0.178	
3	2326	<b>PETRILLO Valentina</b>	ITA	2 OCT 1973	T12	7	0.156	<b>25.95</b> q SB



Results  
Résultats

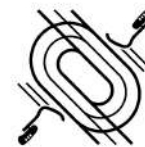
Weather conditions at the beginning of the 1st heat

Temperature: 16 °C Humidity: 94 % Conditions: Partly cloudy

<b>Legend:</b>	<b>PB</b> Personal Best	<b>Q</b> Qualified by place	<b>q</b> Qualified by time	<b>SB</b> Season Best
----------------	-------------------------	-----------------------------	----------------------------	-----------------------







## Results Summary

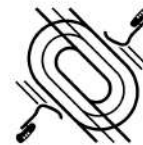
### Résumé des résultats

Qualification: First in each heat (Q) and the next 7 fastest (q) advance to the Semifinals.

<b>WORLD RECORD</b>	<b>23.02</b>	<b>DURAND ELIAS Omara</b>	CUB	Tokyo (JPN)	4 SEP 2021
<b>PARALYMPIC RECORD</b>	<b>23.02</b>	<b>DURAND ELIAS Omara</b>	CUB	Tokyo (JPN)	4 SEP 2021

Rank	Athlete Bib	Name	NPC Code	Sport Class	Heat	Lane	Pos	Time	Wind		
1	2178	<b>DURAND ELIAS Omara</b> Guide KINDELAN VARGAS Yuniol	CUB	T12	2	5	1	<b>24.78</b>	+0.5	Q	SB
2	2312	<b>SAFARZADEH GHAHDRIJANI Hajar</b>	IRI	T12	4	1	1	<b>25.04</b>	+0.4	Q	PB
3	2270	<b>MUELLER-ROTTGARDT Katrin</b> Guide FIENER Noel-Philippe	GER	T12	1	3	1	<b>25.20</b>	+1.1	Q	SB
4	2304	<b>SIMRAN</b> Guide SINGH Abhay	IND	T12	5	5	1	<b>25.41</b>	+0.4	Q	
5	2539	<b>BOTURCHUK Oksana</b> Guide BARABANOV Mykyta	UKR	T12	2	7	2	<b>25.44</b>	+0.5	q	SB
6	2195	<b>BERGES GAMEZ Melani</b> Guide DIAZ del CAMPO VELAZQUEZ Sergio	ESP	T12	3	1	1	<b>25.79</b>	+0.7	Q	PB
7	2186	<b>de la CRUZ SEVERINO Darlenys</b> Guide MEJIA NUNEZ Fary Sterlin	DOM	T12	3	7	2	<b>25.80</b>	+0.7	q	
8	2611	<b>PEREZ LOPEZ Alejandra Paola</b> Guide MANZANILLA VELASQ.	VEN	T12	5	3	2	<b>25.94</b>	+0.4	q	SB
9	2326	<b>PETRILLO Valentina</b>	ITA	T12	5	7	3	<b>25.95</b>	+0.4	q	SB
10	2429	<b>KULINICH-SOROKINA Anna</b> Guide GONCHAROV Iliia	NPA	T12	1	5	2	<b>25.97</b>	+1.1	q	SB
11	2057	<b>BARROS da SILVA Clara Daniele</b> Guide ANDRADE Efraim	BRA	T12	4	7	2	<b>26.31</b>	+0.4	q	
12	2074	<b>GOMES de AGUIAR Lorraine</b> Guide MARTINS RIBEIRO JUNIOR Fernando	BRA	T12	2	1	3	<b>26.65</b>	+0.5	q	
13	2199	<b>FOLGADO GARCIA Nagore</b> Guide RAGA VARO Joan	ESP	T12	2	3	4	<b>26.74</b>	+0.5		
14	2128	<b>SHEN Yaqin</b> Guide LI Wen	CHN	T12	3	5	3	<b>27.27</b>	+0.7		
15	2072	<b>FERREIRA SOARES Viviane</b> Guide VIEIRA de ALMEIDA JUNIOR Newton	BRA	T12	1	1	3	<b>27.47</b>	+1.1		
16	2218	<b>LOUNELA Iida</b> Guide LOUNELA Henrik	FIN	T12	4	3	3	<b>28.33</b>	+0.4		
17	2174	<b>OLIVEIRA LOPES Heidilene Patricia</b> Guide DUARTE OLIVEIRA Jailson Manuel	CPV	T12	4	5	4	<b>28.49</b>	+0.4		SB
18	2378	<b>NAGOLI Estere</b> Guide PHIRI Charles Luciano	MAW	T12	3	3	4	<b>32.11</b>	+0.7		PB
19	2454	<b>TILLNER GALEANO Melissa Nair</b> Guide DUARTE ADORNO Victor	PAR	T12	1	7	4	<b>33.74</b>	+1.1		SB

<b>Legend:</b>							
<b>PB</b>	Personal Best	<b>Pos</b>	Position	<b>Q</b>	Qualified by place	<b>q</b>	Qualified by time
<b>SB</b>	Season Best						



## Results

### Résultats

<b>WORLD RECORD</b>	<b>27.17</b>	<b>ZHOU Xia</b>	CHN	Tokyo (JPN)	29 AUG 2021
<b>PARALYMPIC RECORD</b>	<b>27.17</b>	<b>ZHOU Xia</b>	CHN	Tokyo (JPN)	29 AUG 2021

Wind: -0.1m/s

Rank	Athlete Bib	Name	NPC Code	Date of Birth	Sport Class	Lane	Result
1	2144	ZHOU Xia	CHN	12 JUL 1999	T35	6	<b>28.15</b> SB
2	2118	GUO Qianqian	CHN	13 APR 2004	T35	8	<b>29.09</b> PB
3	2301	PAL Preethi	IND	22 SEP 2000	T35	7	<b>30.01</b> PB
4	2318	SUWAED Fatimah	IRQ	3 MAR 2007	T35	5	<b>31.06</b> PB
5	2466	RENECKA Ingrid	POL	15 SEP 2004	T35	4	<b>31.79</b> PB
6	2458	KIBIL Jagoda	POL	15 AUG 1999	T35	9	<b>32.13</b>
7	2264	FOERDER Isabelle	GER	7 JUL 1979	T35	3	<b>34.39</b>

#### Weather conditions

Temperature: 26 °C Humidity: 54 % Conditions: Partly cloudy

<b>Legend:</b>	<b>PB</b> Personal Best	<b>SB</b> Season Best
----------------	-------------------------	-----------------------



## Results

### Résultats

<b>WORLD RECORD</b>	<b>27.47</b>	<b>AITCHISON Danielle</b>	NZL	Kobe (JPN)	23 MAY 2024
<b>PARALYMPIC RECORD</b>	<b>28.09</b>	<b>AITCHISON Danielle</b>	NZL	Paris (FRA)	31 AUG 2024

Wind: -0.3m/s

Rank	Athlete Bib	Name	NPC Code	Date of Birth	Sport Class	Lane	Result
1	2129	SHI Yiting	CHN	17 OCT 1997	T36	6	<b>27.50</b> PR,AR
2	2447	AITCHISON Danielle	NZL	16 AUG 2001	T36	7	<b>27.64</b>
3	2035	LOVELL Mali	AUS	3 JUN 2004	T36	8	<b>29.82</b>
4	2016	ROTELA Araceli	ARG	3 JAN 2004	T36	4	<b>29.89</b> AR
5	2358	JEON Min Jae	KOR	12 JUL 1977	T36	3	<b>30.76</b> SB
6	2065	da SILVA BRITO Samira	BRA	6 AUG 1989	T36	9	<b>31.01</b>
7	2075	HIPOLITO Veronica	BRA	2 JUN 1996	T36	5	<b>31.03</b>
8	2271	NICOLEITZIK Nicole	GER	1 AUG 1995	T36	2	<b>31.72</b>

#### Weather conditions

Temperature: 26 °C      Humidity: 72 %      Conditions: Sunny

<b>Legend:</b>	<b>AR</b> Area Record	<b>PR</b> Paralympic Record	<b>SB</b> Season Best
----------------	-----------------------	-----------------------------	-----------------------



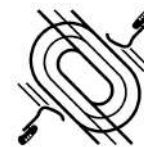
## Results Progression

Progression des résultats

<b>WORLD RECORD</b>	<b>27.47</b>	<b>AITCHISON Danielle</b>	NZL	Kobe (JPN)	23 MAY 2024
<b>PARALYMPIC RECORD</b>	<b>28.09</b>	<b>AITCHISON Danielle</b>	NZL	Paris (FRA)	31 AUG 2024

Rank	Athlete Bib	Name	NPC Code	Date of Birth	Sport Class	Phase	Lane	Pos	Wind	Time	
1	2129	SHI Yiting	CHN	17 OCT 1997	T36	Final Round 1 - Heat 1/2	6 4	1 1	-0.3 +0.5	<b>27.50</b> <b>28.87</b>	PR,AR Q
2	2447	AITCHISON Danielle	NZL	16 AUG 2001	T36	Final Round 1 - Heat 2/2	7 4	2 1	-0.3 +0.6	<b>27.64</b> <b>28.09</b>	Q PR
3	2035	LOVELL Mali	AUS	3 JUN 2004	T36	Final Round 1 - Heat 1/2	8 7	3 2	-0.3 +0.5	<b>29.82</b> <b>30.08</b>	Q
4	2016	ROTELA Araceli	ARG	3 JAN 2004	T36	Final Round 1 - Heat 2/2	4 7	4 2	-0.3 +0.6	<b>29.89</b> <b>30.08</b>	AR Q AR
5	2358	JEON Min Jae	KOR	12 JUL 1977	T36	Final Round 1 - Heat 2/2	3 8	5 4	-0.3 +0.6	<b>30.76</b> <b>31.13</b>	SB q SB
6	2065	da SILVA BRITO Samira	BRA	6 AUG 1989	T36	Final Round 1 - Heat 2/2	9 5	6 3	-0.3 +0.6	<b>31.01</b> <b>30.96</b>	Q
7	2075	HIPOLITO Veronica	BRA	2 JUN 1996	T36	Final Round 1 - Heat 1/2	5 6	7 3	-0.3 +0.5	<b>31.03</b> <b>30.80</b>	Q SB
8	2271	NICOLEITZIK Nicole	GER	1 AUG 1995	T36	Final Round 1 - Heat 1/2	2 8	8 4	-0.3 +0.5	<b>31.72</b> <b>30.88</b>	q SB

<b>Legend:</b>	<b>AR</b> Area Record	<b>Pos</b> Position	<b>PR</b> Paralympic Record	<b>Q</b> Qualified by place
	<b>q</b> Qualified by time	<b>SB</b> Season Best		



## Results

### Résultats

Qualification: First 3 in each heat (Q) and the next 2 fastest (q) advance to the Final.

<b>WORLD RECORD</b>	<b>27.47</b>	<b>AITCHISON Danielle</b>	NZL	Kobe (JPN)	23 MAY 2024
<b>PARALYMPIC RECORD</b>	<b>28.21</b>	<b>SHI Yiting</b>	CHN	Tokyo (JPN)	29 AUG 2021

Heat 1 Start Time: 21:50 Wind: +0.5 m/s

Rank	Athlete Bib	Name	NPC Code	Date of Birth	Sport Class	Lane	Result
1	2129	SHI Yiting	CHN	17 OCT 1997	T36	4	28.87 Q
2	2035	LOVELL Mali	AUS	3 JUN 2004	T36	7	30.08 Q
3	2075	HIPOLITO Veronica	BRA	2 JUN 1996	T36	6	30.80 Q SB
4	2271	NICOLEITZIK Nicole	GER	1 AUG 1995	T36	8	30.88 q SB
5	2410	BOUTHORN Cheyenne	NED	8 DEC 1997	T36	5	31.43

Heat 2 Start Time: 21:57 Wind: +0.6 m/s

Rank	Athlete Bib	Name	NPC Code	Date of Birth	Sport Class	Lane	Result
1	2447	AITCHISON Danielle	NZL	16 AUG 2001	T36	4	28.09 Q PR
2	2016	ROTELA Araceli	ARG	3 JAN 2004	T36	7	30.08 Q AR
3	2065	da SILVA BRITO Samira	BRA	6 AUG 1989	T36	5	30.96 Q
4	2358	JEON Min Jae	KOR	12 JUL 1977	T36	8	31.13 q SB
5	2288	YAM Kwok Fan	HKG	7 AUG 1997	T36	6	33.16

#### Weather conditions at the beginning of the 1st heat

Temperature: 24 °C Humidity: 77 % Conditions: Overcast

<b>Legend:</b>	<b>AR</b> Area Record	<b>PR</b> Paralympic Record	<b>Q</b> Qualified by place	<b>q</b> Qualified by time
	<b>SB</b> Season Best			



## Results Summary

### Résumé des résultats

Qualification: First 3 in each heat (Q) and the next 2 fastest (q) advance to the Final.

<b>WORLD RECORD</b>	<b>27.47</b>	<b>AITCHISON Danielle</b>	NZL	Kobe (JPN)	23 MAY 2024
<b>PARALYMPIC RECORD</b>	<b>28.21</b>	<b>SHI Yiting</b>	CHN	Tokyo (JPN)	29 AUG 2021

Rank	Athlete Bib	Name	NPC Code	Sport Class	Heat	Lane	Pos	Time	Wind	
1	2447	AITCHISON Danielle	NZL	T36	2	4	1	28.09	+0.6	Q PR
2	2129	SHI Yiting	CHN	T36	1	4	1	28.87	+0.5	Q
3	2035	LOVELL Mali	AUS	T36	1	7	2	30.08	+0.5	Q
4	2016	ROTELA Araceli	ARG	T36	2	7	2	30.08	+0.6	Q AR
5	2075	HIPOLITO Veronica	BRA	T36	1	6	3	30.80	+0.5	Q SB
6	2271	NICOLEITZIK Nicole	GER	T36	1	8	4	30.88	+0.5	q SB
7	2065	da SILVA BRITO Samira	BRA	T36	2	5	3	30.96	+0.6	Q
8	2358	JEON Min Jae	KOR	T36	2	8	4	31.13	+0.6	q SB
9	2410	BOUTHORN Cheyenne	NED	T36	1	5	5	31.43	+0.5	
10	2288	YAM Kwok Fan	HKG	T36	2	6	5	33.16	+0.6	

<b>Legend:</b>	<b>AR</b> Area Record	<b>Pos</b> Position	<b>PR</b> Paralympic Record	<b>Q</b> Qualified by place
	<b>q</b> Qualified by time	<b>SB</b> Season Best		



## Results

### Résultats

<b>WORLD RECORD</b>	<b>25.75</b>	<b>WEN Xiaoyan</b>	CHN	Kobe (JPN)	25 MAY 2024
<b>PARALYMPIC RECORD</b>	<b>26.58</b>	<b>WEN Xiaoyan</b>	CHN	Tokyo (JPN)	27 AUG 2021

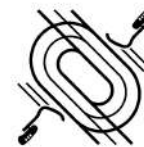
Wind: +0.1m/s

Rank	Athlete Bib	Name	NPC Code	Date of Birth	Sport Class	Lane	Result
1	2133	WEN Xiaoyan	CHN	12 OCT 1997	T37	8	<b>25.86</b> PR
2	2541	KOBZAR Nataliia	UKR	19 JAN 2000	T37	9	<b>27.43</b> SB
3	2120	JIANG Fenfen	CHN	19 SEP 1997	T37	6	<b>27.55</b>
4	2578	ROBERTS Jaleen	USA	19 NOV 1998	T37	2	<b>27.99</b> SB
5	2222	FRANCOIS-ELIE Mandy	FRA	27 SEP 1989	T37	5	<b>28.20</b>
6	2435	SLANOVA Viktoriia	NPA	10 MAR 1997	T37	3	<b>28.53</b>
7	2485	JAMES Sheryl	RSA	11 FEB 1986	T37	4	<b>29.08</b>
8	2498	CHIMPAEN Aorawan	THA	2 JUL 2002	T37	1	<b>33.04</b>
9	2581	SWANSON Taylor	USA	24 OCT 1992	T37	7	<b>44.85</b>

#### Weather conditions

Temperature: 18 °C      Humidity: 97 %      Conditions: Overcast

<b>Legend:</b>	PR Paralympic Record	SB Season Best
----------------	----------------------	----------------



## Results

### Résultats

<b>WORLD RECORD</b>	<b>24.45</b>	<b>CASTILLO CASTILLO Yunidis</b>	CUB	London (GBR)	1 SEP 2012
<b>PARALYMPIC RECORD</b>	<b>24.45</b>	<b>CASTILLO CASTILLO Yunidis</b>	CUB	London (GBR)	1 SEP 2012

Wind: -0.3m/s

Rank	Athlete Bib	Name	NPC Code	Date of Birth	Sport Class	Lane	Result
1	2448	GRIMALDI Anna	NZL	12 FEB 1997	T47	7	<b>24.72</b> AR
2	2574	MASON Brittni	USA	19 APR 1998	T46	8	<b>25.18</b>
3	2499	INTHACHOT Sasirawan	THA	1 JAN 2003	T47	4	<b>25.20</b> SB
4	2062	da SILVA Fernanda Yara	BRA	15 AUG 1986	T47	6	<b>25.35</b> PB
5	2056	AUGUSTO da SILVA Maria Clara	BRA	5 JUN 2004	T47	3	<b>25.71</b>
6	2101	HAASE Sheriauna	CAN	1 OCT 2006	T47	2	<b>25.76</b>
7	2436	SOLOVEVA Anastasiia	NPA	23 APR 1997	T47	5	<b>26.05</b>
8	2122	LI Lu	CHN	9 DEC 1994	T46	9	<b>26.66</b>

#### Weather conditions

Temperature: 20 °C Humidity: 84 % Conditions: Sunny intervals

<b>Legend:</b>	<b>AR</b> Area Record	<b>PB</b> Personal Best	<b>SB</b> Season Best
----------------	-----------------------	-------------------------	-----------------------





## Results Progression

Progression des résultats

<b>WORLD RECORD</b>	<b>24.45</b>	<b>CASTILLO CASTILLO Yunidis</b>	CUB	London (GBR)	1 SEP 2012
<b>PARALYMPIC RECORD</b>	<b>24.45</b>	<b>CASTILLO CASTILLO Yunidis</b>	CUB	London (GBR)	1 SEP 2012

Rank	Athlete Bib	Name	NPC Code	Date of Birth	Sport Class	Phase	Lane	Pos	Wind	Time	
1	2448	GRIMALDI Anna	NZL	12 FEB 1997	T47	Final Round 1 - Heat 3/3	7 7	1 1	-0.3 +0.5	<b>24.72</b> <b>25.09</b>	AR Q AR
2	2574	MASON Brittni	USA	19 APR 1998	T46	Final Round 1 - Heat 2/3	8 4	2 1	-0.3 +0.2	<b>25.18</b> <b>25.61</b>	Q
3	2499	INTHACHOT Sasirawan	THA	1 JAN 2003	T47	Final Round 1 - Heat 3/3	4 8	3 2	-0.3 +0.5	<b>25.20</b> <b>25.39</b>	SB Q SB
4	2062	da SILVA FY	BRA	15 AUG 1986	T47	Final Round 1 - Heat 1/3	6 5	4 1	-0.3 +0.6	<b>25.35</b> <b>25.66</b>	PB Q PB
5	2056	AUGUSTO da SILVA M	BRA	5 JUN 2004	T47	Final Round 1 - Heat 3/3	3 6	5 3	-0.3 +0.5	<b>25.71</b> <b>25.53</b>	q PB
6	2101	HAASE Sheriauna	CAN	1 OCT 2006	T47	Final Round 1 - Heat 2/3	2 8	6 3	-0.3 +0.2	<b>25.76</b> <b>25.87</b>	q
7	2436	SOLOVEVA Anastasiia	NPA	23 APR 1997	T47	Final Round 1 - Heat 2/3	5 3	7 2	-0.3 +0.2	<b>26.05</b> <b>25.74</b>	Q SB
8	2122	LI Lu	CHN	9 DEC 1994	T46	Final Round 1 - Heat 1/3	9 4	8 2	-0.3 +0.6	<b>26.66</b> <b>26.51</b>	Q SB

**Note:**

R8.1 - Unsporting or improper conduct (may be direct to a Red Card)

**Legend:**

<b>AR</b>	Area Record	<b>PB</b>	Personal Best	<b>Pos</b>	Position	<b>Q</b>	Qualified by place
<b>q</b>	Qualified by time	<b>SB</b>	Season Best				



## Results

### Résultats

Qualification: First 2 in each heat (Q) and the next 2 fastest (q) advance to the Final.

<b>WORLD RECORD</b>	<b>24.45</b>	<b>CASTILLO CASTILLO Yunidis</b>	CUB	London (GBR)	1 SEP 2012
<b>PARALYMPIC RECORD</b>	<b>24.45</b>	<b>CASTILLO CASTILLO Yunidis</b>	CUB	London (GBR)	1 SEP 2012

Heat 1 Start Time: 12:46 Wind: +0.6 m/s

Rank	Athlete Bib	Name	NPC Code	Date of Birth	Sport Class	Lane	Result	
1	2062	da SILVA Fernanda Yara	BRA	15 AUG 1986	T47	5	25.66	Q PB
2	2122	LI Lu	CHN	9 DEC 1994	T46	4	26.51	Q SB
3	2226	LANZA Angelina	FRA	6 JUN 1993	T46	2	27.05	
4	2274	VASKE Kim Marie	GER	11 MAR 2005	T47	6	27.17	PB
5	2181	JAKSCHOVA Tereza	CZE	1 SEP 1995	T47	7	27.27	
6	2287	BANGOURA Kadiatou	GUI	25 MAY 1998	T46	8	28.47	SB
	2615	VERA ANDRADE Lisbeli Marina	VEN	15 SEP 2001	T47	3	DNS	

Heat 2 Start Time: 12:52 Wind: +0.2 m/s

Rank	Athlete Bib	Name	NPC Code	Date of Birth	Sport Class	Lane	Result	
1	2574	MASON Brittni	USA	19 APR 1998	T46	4	25.61	Q
2	2436	SOLOVEVA Anastasiia	NPA	23 APR 1997	T47	3	25.74	Q SB
3	2101	HAASE Sheriauna	CAN	1 OCT 2006	T47	8	25.87	q
4	2292	LUTERAN Petra	HUN	15 JUN 1997	T47	7	25.90	PB
5	2008	BRIOZZI Teresita Daiana	ARG	2 OCT 1997	T47	6	26.47	SB
6	2113	CERNA Amanda	CHI	3 SEP 1998	T47	5	27.61	SB

Heat 3 Start Time: 12:58 Wind: +0.5 m/s

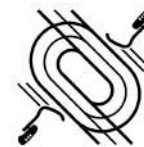
Rank	Athlete Bib	Name	NPC Code	Date of Birth	Sport Class	Lane	Result	
1	2448	GRIMALDI Anna	NZL	12 FEB 1997	T47	7	25.09	Q AR
2	2499	INTHACHOT Sasirawan	THA	1 JAN 2003	T47	8	25.39	Q SB
3	2056	AUGUSTO da SILVA Maria Clara	BRA	5 JUN 2004	T47	6	25.53	q PB
4	2273	ROSS Jule	GER	15 JUN 2006	T46	5	25.93 (.925)	PB
5	2227	NGOUSSOU NGOUYI Marie	FRA	2 DEC 2008	T46	3	25.93 (.927)	
6	2488	SOKOLOV Saska	SRB	15 MAY 1995	T46	4	25.98	

#### Weather conditions at the beginning of the 1st heat

Temperature: 20 °C Humidity: 85 % Conditions: Light rain

Note:  
R8.1 - Unsporting or improper conduct (may be direct to a Red Card)

Legend:		DNS	Did Not Start	PB	Personal Best	Q	Qualified by place
AR	Area Record	SB	Season Best				
q	Qualified by time						



## Results Summary

### Résumé des résultats

Qualification: First 2 in each heat (Q) and the next 2 fastest (q) advance to the Final.

<b>WORLD RECORD</b>	<b>24.45</b>	<b>CASTILLO CASTILLO Yunidis</b>	CUB	London (GBR)	1 SEP 2012
<b>PARALYMPIC RECORD</b>	<b>24.45</b>	<b>CASTILLO CASTILLO Yunidis</b>	CUB	London (GBR)	1 SEP 2012

Rank	Athlete Bib	Name	NPC Code	Sport Class	Heat	Lane	Pos	Time	Wind	
1	2448	GRIMALDI Anna	NZL	T47	3	7	1	<b>25.09</b>	+0.5	Q AR
2	2499	INTHACHOT Sasirawan	THA	T47	3	8	2	<b>25.39</b>	+0.5	Q SB
3	2056	AUGUSTO da SILVA Maria Clara	BRA	T47	3	6	3	<b>25.53</b>	+0.5	q PB
4	2574	MASON Brittni	USA	T46	2	4	1	<b>25.61</b>	+0.2	Q
5	2062	da SILVA Fernanda Yara	BRA	T47	1	5	1	<b>25.66</b>	+0.6	Q PB
6	2436	SOLOVEVA Anastasiia	NPA	T47	2	3	2	<b>25.74</b>	+0.2	Q SB
7	2101	HAASE Sheriauna	CAN	T47	2	8	3	<b>25.87</b>	+0.2	q
8	2292	LUTERAN Petra	HUN	T47	2	7	4	<b>25.90</b>	+0.2	PB
9	2273	ROSS Jule	GER	T46	3	5	4	<b>25.93</b> (.925)	+0.5	PB
10	2227	NGOUSSOU NGOUYI Marie	FRA	T46	3	3	5	<b>25.93</b> (.927)	+0.5	
11	2488	SOKOLOV Saska	SRB	T46	3	4	6	<b>25.98</b>	+0.5	
12	2008	BRIOZZI Teresita Daiana	ARG	T47	2	6	5	<b>26.47</b>	+0.2	SB
13	2122	LI Lu	CHN	T46	1	4	2	<b>26.51</b>	+0.6	Q SB
14	2226	LANZA Angelina	FRA	T46	1	2	3	<b>27.05</b>	+0.6	
15	2274	VASKE Kim Marie	GER	T47	1	6	4	<b>27.17</b>	+0.6	PB
16	2181	JAKSCHOVA Tereza	CZE	T47	1	7	5	<b>27.27</b>	+0.6	
17	2113	CERNA Amanda	CHI	T47	2	5	6	<b>27.61</b>	+0.2	SB
18	2287	BANGOURA Kadiatou	GUI	T46	1	8	6	<b>28.47</b>	+0.6	SB
	2615	VERA ANDRADE Lisbeli Marina	VEN	T47	1	3		<b>DNS</b>		

**Note:**  
R8.1 - Unsporting or improper conduct (may be direct to a Red Card)

**Legend:**  
AR Area Record      DNS Did Not Start      PB Personal Best      Pos Position  
Q Qualified by place      q Qualified by time      SB Season Best



## Results

### Résultats

#### T44 Records

<b>WORLD RECORD</b>	<b>26.15</b>	<b>BENSUSAN Irmgard</b>	GER	Leverkusen (GER)	21 JUN 2019
<b>PARALYMPIC RECORD</b>	<b>26.41</b>	<b>BENSUSAN Irmgard</b>	GER	Tokyo (JPN)	31 AUG 2021

#### T64 Records

<b>WORLD RECORD</b>	<b>25.29</b>	<b>ALKEMADE Kimberly</b>	NED	Paris (FRA)	14 JUN 2024
<b>PARALYMPIC RECORD</b>	<b>26.22</b>	<b>van GANSEWINKEL Marlene</b>	NED	Tokyo (JPN)	31 AUG 2021

Wind: +0.5m/s

Rank	Athlete Bib	Name	NPC Code	Date of Birth	Sport Class	Lane	Result
1	2408	ALKEMADE Kimberly	NED	29 MAR 1990	T64	8	<b>25.42</b> PR
2	2416	van GANSEWINKEL Marlene	NED	11 MAR 1995	T64	6	<b>26.14</b>
3	2261	BENSUSAN Irmgard	GER	24 JAN 1991	T44	7	<b>26.77</b> SB
4	2103	PAPACONSTANTINO Marissa	CAN	13 OCT 1999	T64	9	<b>27.30</b>
5	2566	HATZ B	USA	7 OCT 2000	T64	3	<b>27.45</b>
6	2558	CAREY Annie	USA	2 OCT 2004	T44	5	<b>27.62</b> AR
7	2204	PINAR BATALLA Fiona	ESP	1 FEB 2003	T64	4	<b>27.87</b>
8	2450	STEVEN Anna	NZL	31 AUG 2000	T64	2	<b>29.37</b>

#### Weather conditions

Temperature: 21 °C Humidity: 62 % Conditions: Overcast

<b>Legend:</b>	<b>AR</b> Area Record	<b>PR</b> Paralympic Record	<b>SB</b> Season Best
----------------	-----------------------	-----------------------------	-----------------------



## Results Progression

Progression des résultats

### T44 Records

<b>WORLD RECORD</b>	<b>26.15</b>	<b>BENSUSAN Irmgard</b>	GER	Leverkusen (GER)	21 JUN 2019
<b>PARALYMPIC RECORD</b>	<b>26.41</b>	<b>BENSUSAN Irmgard</b>	GER	Tokyo (JPN)	31 AUG 2021

### T64 Records

<b>WORLD RECORD</b>	<b>25.29</b>	<b>ALKEMADE Kimberly</b>	NED	Paris (FRA)	14 JUN 2024
<b>PARALYMPIC RECORD</b>	<b>26.22</b>	<b>van GANSEWINKEL Marlene</b>	NED	Tokyo (JPN)	31 AUG 2021

Rank	Athlete Bib	Name	NPC Code	Date of Birth	Sport Class	Phase	Lane	Pos	Wind	Time	
1	2408	ALKEMADE Kimberly	NED	29 MAR 1990	T64	Final	8	1	+0.5	<b>25.42</b>	PR
						Round 1 - Heat 2/2	5	1	-0.6	<b>26.31</b>	Q
2	2416	van GANSEWINKEL M	NED	11 MAR 1995	T64	Final	6	2	+0.5	<b>26.14</b>	
						Round 1 - Heat 1/2	5	1	-1.2	<b>26.36</b>	Q
3	2261	BENSUSAN Irmgard	GER	24 JAN 1991	T44	Final	7	3	+0.5	<b>26.77</b>	SB
						Round 1 - Heat 2/2	7	2	-0.6	<b>27.40</b>	Q
4	2103	PAPACONSTANTINO M	CAN	13 OCT 1999	T64	Final	9	4	+0.5	<b>27.30</b>	
						Round 1 - Heat 1/2	8	3	-1.2	<b>27.47</b>	Q
5	2566	HATZ B	USA	7 OCT 2000	T64	Final	3	5	+0.5	<b>27.45</b>	
						Round 1 - Heat 1/2	4	4	-1.2	<b>27.86</b>	q
6	2558	CAREY Annie	USA	2 OCT 2004	T44	Final	5	6	+0.5	<b>27.62</b>	AR
						Round 1 - Heat 2/2	6	3	-0.6	<b>27.87</b>	Q AR
7	2204	PINAR BATALLA Fiona	ESP	1 FEB 2003	T64	Final	4	7	+0.5	<b>27.87</b>	
						Round 1 - Heat 1/2	7	2	-1.2	<b>27.42</b>	Q PB
8	2450	STEVEN Anna	NZL	31 AUG 2000	T64	Final	2	8	+0.5	<b>29.37</b>	
						Round 1 - Heat 2/2	4	4	-0.6	<b>29.13</b>	q SB

<b>Legend:</b>							
<b>AR</b>	Area Record	<b>PB</b>	Personal Best	<b>Pos</b>	Position	<b>PR</b>	Paralympic Record
<b>Q</b>	Qualified by place	<b>q</b>	Qualified by time	<b>SB</b>	Season Best		



## Results

### Résultats

Qualification: First 3 in each heat (Q) and the next 2 fastest (q) advance to the Final.

#### T44 Records

<b>WORLD RECORD</b>	<b>26.15</b>	<b>BENSUSAN Irmgard</b>	GER	Leverkusen (GER)	21 JUN 2019
<b>PARALYMPIC RECORD</b>	<b>26.41</b>	<b>BENSUSAN Irmgard</b>	GER	Tokyo (JPN)	31 AUG 2021

#### T64 Records

<b>WORLD RECORD</b>	<b>25.29</b>	<b>ALKEMADE Kimberly</b>	NED	Paris (FRA)	14 JUN 2024
<b>PARALYMPIC RECORD</b>	<b>26.22</b>	<b>van GANSEWINKEL Marlene</b>	NED	Tokyo (JPN)	31 AUG 2021

#### Heat 1

Start Time: 10:36

Wind: -1.2 m/s

Rank	Athlete Bib	Name	NPC Code	Date of Birth	Sport Class	Lane	Result
1	2416	van GANSEWINKEL Marlene	NED	11 MAR 1995	T64	5	<b>26.36</b> Q
2	2204	PINAR BATALLA Fiona	ESP	1 FEB 2003	T64	7	<b>27.42</b> Q PB
3	2103	PAPACONSTANTINO Marissa	CAN	13 OCT 1999	T64	8	<b>27.47</b> Q
4	2566	HATZ B	USA	7 OCT 2000	T64	4	<b>27.86</b> q
5	2482	ABRAHAMS Tezna Kirstin	RSA	15 DEC 1995	T44	6	<b>31.17</b> PB
6	2478	VAZQUEZ COLLAZO Amaris Sofia	PUR	17 DEC 2004	T64	3	<b>33.02</b> SB

#### Heat 2

Start Time: 10:43

Wind: -0.6 m/s

Rank	Athlete Bib	Name	NPC Code	Date of Birth	Sport Class	Lane	Result
1	2408	ALKEMADE Kimberly	NED	29 MAR 1990	T64	5	<b>26.31</b> Q
2	2261	BENSUSAN Irmgard	GER	24 JAN 1991	T44	7	<b>27.40</b> Q
3	2558	CAREY Annie	USA	2 OCT 2004	T44	6	<b>27.87</b> Q AR
4	2450	STEVEN Anna	NZL	31 AUG 2000	T64	4	<b>29.13</b> q SB
5	2477	DIAZ COLON Yaimillie Marie	PUR	11 JAN 2004	T64	8	<b>29.55</b>

#### Weather conditions at the beginning of the 1st heat

Temperature: 20 °C Humidity: 94 % Conditions: Drizzle

<b>Legend:</b>	<b>AR</b> Area Record	<b>PB</b> Personal Best	<b>Q</b> Qualified by place	<b>q</b> Qualified by time
	<b>SB</b> Season Best			



## Results Summary

### Résumé des résultats

Qualification: First 3 in each heat (Q) and the next 2 fastest (q) advance to the Final.

#### T44 Records

<b>WORLD RECORD</b>	<b>26.15</b>	<b>BENSUSAN Irmgard</b>	GER	Leverkusen (GER)	21 JUN 2019
<b>PARALYMPIC RECORD</b>	<b>26.41</b>	<b>BENSUSAN Irmgard</b>	GER	Tokyo (JPN)	31 AUG 2021

#### T64 Records

<b>WORLD RECORD</b>	<b>25.29</b>	<b>ALKEMADE Kimberly</b>	NED	Paris (FRA)	14 JUN 2024
<b>PARALYMPIC RECORD</b>	<b>26.22</b>	<b>van GANSEWINKEL Marlene</b>	NED	Tokyo (JPN)	31 AUG 2021

Rank	Athlete Bib	Name	NPC Code	Sport Class	Heat	Lane	Pos	Time	Wind	
1	2408	ALKEMADE Kimberly	NED	T64	2	5	1	26.31	-0.6	Q
2	2416	van GANSEWINKEL Marlene	NED	T64	1	5	1	26.36	-1.2	Q
3	2261	BENSUSAN Irmgard	GER	T44	2	7	2	27.40	-0.6	Q
4	2204	PINAR BATALLA Fiona	ESP	T64	1	7	2	27.42	-1.2	Q PB
5	2103	PAPACONSTANTINO Marissa	CAN	T64	1	8	3	27.47	-1.2	Q
6	2566	HATZ B	USA	T64	1	4	4	27.86	-1.2	q
7	2558	CAREY Annie	USA	T44	2	6	3	27.87	-0.6	Q AR
8	2450	STEVEN Anna	NZL	T64	2	4	4	29.13	-0.6	q SB
9	2477	DIAZ COLON Yaimillie Marie	PUR	T64	2	8	5	29.55	-0.6	
10	2482	ABRAHAMS Tezna Kirstin	RSA	T44	1	6	5	31.17	-1.2	PB
11	2478	VAZQUEZ COLLAZO Amaris Sofia	PUR	T64	1	3	6	33.02	-1.2	SB

<b>Legend:</b>	<b>AR</b> Area Record	<b>PB</b> Personal Best	<b>Pos</b> Position	<b>Q</b> Qualified by place
	<b>q</b> Qualified by time	<b>SB</b> Season Best		



## Results

### Résultats

<b>WORLD RECORD</b>	<b>56.00</b>	<b>LIU Cuiqing</b>	CHN	Beijing (CHN)	13 MAY 2018
<b>PARALYMPIC RECORD</b>	<b>56.25</b>	<b>LIU Cuiqing</b>	CHN	Tokyo (JPN)	28 AUG 2021

Rank	Athlete Bib	Name	NPC Code	Date of Birth	Sport Class	Lane	Reaction Time	Result
1	2407	<b>ISHITILE Lahja</b> Guide SHIMANDA Sem	NAM	21 JUL 1997 22 APR 1994	T11	3	0.199 0.207	<b>56.20</b> PR,AR
2	2084	<b>SIMPLICIO da SILVA Thalita Vitoria</b> Guide VELOSO da SILVA Felipe	BRA	20 AUG 1997 28 SEP 1987	T11	5	0.193 0.187	<b>57.21</b> SB
3	2119	<b>HE Shanshan</b> Guide YOU Junjie	CHN	13 AUG 1999 25 AUG 1996	T11	7	0.191 0.167	<b>58.25</b> PB
4	2167	<b>SALCEDO RODRIGUEZ Ionis Dayana</b> Guide RANGEL PALMERA Niver	COL	16 MAY 2004 14 MAY 1994	T11	1	0.253	<b>1:00.15</b>

#### Weather conditions

Temperature: 24 °C Humidity: 79 % Conditions: Overcast

<b>Legend:</b>	<b>AR</b> Area Record	<b>PB</b> Personal Best	<b>PR</b> Paralympic Record	<b>SB</b> Season Best
----------------	-----------------------	-------------------------	-----------------------------	-----------------------





## Results Progression

Progression des résultats

<b>WORLD RECORD</b>	<b>56.00</b>	<b>LIU Cuiqing</b>	CHN	Beijing (CHN)	13 MAY 2018
<b>PARALYMPIC RECORD</b>	<b>56.25</b>	<b>LIU Cuiqing</b>	CHN	Tokyo (JPN)	28 AUG 2021

Rank	Athlete Bib	Name	NPC Code	Date of Birth	Sport Class	Phase	Lane	Pos	Time		
1	2407	<b>ISHITILE Lahja</b> Guide SHIMANDA Sem	NAM	21 JUL 1997 22 APR 1994	T11	Final	3	1	<b>56.20</b>	PR,AR	
						Semi-Final 1/2	3	1	<b>57.74</b>	Q	
						Round 1 - Heat 2/4	5	1	<b>57.73</b>	Q	
2	2084	<b>SIMPLICIO da SILVA</b> Guide VELOSO da SILVA Felipe	BRA	20 AUG 1997 28 SEP 1987	T11	Final	5	2	<b>57.21</b>	SB	
						Semi-Final 2/2	5	1	YC	<b>58.56</b>	Q
						Round 1 - Heat 3/4	3	1	<b>58.96</b>	Q	
3	2119	<b>HE Shanshan</b> Guide YOU Junjie	CHN	13 AUG 1999 25 AUG 1996	T11	Final	7	3	<b>58.25</b>	PB	
						Semi-Final 1/2	7	2		<b>58.82</b>	q PB
						Round 1 - Heat 2/4	3	2		<b>58.86</b>	q PB
4	2167	<b>SALCEDO RODRIGUEZ</b> Guide RANGEL PALMERA Niver	COL	16 MAY 2004 14 MAY 1994	T11	Final	1	4	<b>1:00.15</b>		
						Semi-Final 1/2	5	3		<b>59.72</b>	q
						Round 1 - Heat 4/4	5	1		<b>1:00.03</b>	Q

**Note:**  
Yellow Card - Athlete SIMPLICIO da SILVA Thalita Vitoria - R17.5(a) - Aborted start with no valid reason.

**Legend:**

<b>AR</b>	Area Record	<b>PB</b>	Personal Best	<b>Pos</b>	Position	<b>PR</b>	Paralympic Record
<b>Q</b>	Qualified by place	<b>q</b>	Qualified by time	<b>R</b>	WPA Rule	<b>SB</b>	Season Best
<b>YC</b>	Yellow Card						



## Results

### Résultats

Qualification: First in each heat (Q) and the next 2 fastest (q) advance to the Final.

<b>WORLD RECORD</b>	<b>56.00</b>	<b>LIU Cuiqing</b>	CHN	Beijing (CHN)	13 MAY 2018
<b>PARALYMPIC RECORD</b>	<b>56.25</b>	<b>LIU Cuiqing</b>	CHN	Tokyo (JPN)	28 AUG 2021

#### Semifinal 1 Start Time: 19:38

Rank	Athlete Bib	Name	NPC Code	Date of Birth	Sport Class	Lane	Reaction Time	Result
1	2407	<b>ISHITILE Lahja</b> Guide SHIMANDA Sem	NAM	21 JUL 1997 22 APR 1994	T11	3	0.231	<b>57.74 Q</b>
2	2119	<b>HE Shanshan</b> Guide YOU Junjie	CHN	13 AUG 1999 25 AUG 1996	T11	7	0.169 0.195	<b>58.82 q PB</b>
3	2167	<b>SALCEDO RODRIGUEZ</b> Guide RANGEL PALMERA Niver	COL	16 MAY 2004 14 MAY 1994	T11	5	0.255	<b>59.72 q</b>
4	2464	<b>MAZUR Joanna</b> Guide STAWICKI Michal	POL	13 MAR 1990 5 JUL 1984	T11	1	0.226 0.200	<b>1:03.93</b>

#### Semifinal 2 Start Time: 19:46

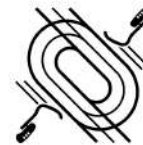
Rank	Athlete Bib	Name	NPC Code	Date of Birth	Sport Class	Lane	Reaction Time	Result
1	2084	<b>SIMPLICIO da SILVA</b> Guide VELOSO da SILVA Felipe	BRA	20 AUG 1997 28 SEP 1987	T11	5	0.232 0.194	YC <b>58.56 Q</b>
2	2125	<b>LIU Cuiqing</b> Guide CHEN Shengming	CHN	28 OCT 1991 16 FEB 2004	T11	3	0.203 0.198	<b>1:00.13</b>
3	2007	<b>MOKO Juliana Ngleya</b> Guide SAPALO Abraao Abreu	ANG	20 JUN 2000 20 FEB 2001	T11	1	0.191 0.183	<b>1:01.69 PB</b>
4	2501	<b>TANOMWONG Suneeporn</b> Guide THONGJAMROON Chaiwat	THA	29 JUN 1988 25 APR 2000	T11	7	0.219 0.231	<b>1:03.19</b>

#### Weather conditions at the beginning of the 1st heat

Temperature: 18 °C Humidity: 97 % Conditions: Light rain

**Note:**  
Yellow Card - Athlete SIMPLICIO da SILVA Thalita Vitoria - R17.5(a) - Aborted start with no valid reason.

**Legend:**  
PB Personal Best Q Qualified by place q Qualified by time YC Yellow Card



## Results Summary

### Résumé des résultats

Qualification: First in each heat (Q) and the next 2 fastest (q) advance to the Final.

<b>WORLD RECORD</b>	<b>56.00</b>	<b>LIU Cuiqing</b>	CHN	Beijing (CHN)	13 MAY 2018
<b>PARALYMPIC RECORD</b>	<b>56.25</b>	<b>LIU Cuiqing</b>	CHN	Tokyo (JPN)	28 AUG 2021

Rank	Athlete Bib	Name	NPC Code	Sport Class	Heat	Lane	Pos	Time
1	2407	<b>ISHITILE Lahja</b> Guide SHIMANDA Sem	NAM	T11	1	3	1	<b>57.74 Q</b>
2	2084	<b>SIMPLICIO da SILVA Thalita Vitoria</b> Guide VELOSO da SILVA Felipe	BRA	T11	2	5	1 YC	<b>58.56 Q</b>
3	2119	<b>HE Shanshan</b> Guide YOU Junjie	CHN	T11	1	7	2	<b>58.82 q PB</b>
4	2167	<b>SALCEDO RODRIGUEZ Ionis Dayana</b> Guide RANGEL PALMERA Niver	COL	T11	1	5	3	<b>59.72 q</b>
5	2125	<b>LIU Cuiqing</b> Guide CHEN Shengming	CHN	T11	2	3	2	<b>1:00.13</b>
6	2007	<b>MOKO Juliana Ngleya</b> Guide SAPALO Abraao Abreu	ANG	T11	2	1	3	<b>1:01.69 PB</b>
7	2501	<b>TANOMWONG Suneeporn</b> Guide THONGJAMROON Chaiwat	THA	T11	2	7	4	<b>1:03.19</b>
8	2464	<b>MAZUR Joanna</b> Guide STAWICKI Michal	POL	T11	1	1	4	<b>1:03.93</b>

**Note:**  
Yellow Card - Athlete SIMPLICIO da SILVA Thalita Vitoria - R17.5(a) - Aborted start with no valid reason.

Legend:		Pos	Position	Q	Qualified by place	q	Qualified by time
PB	Personal Best						
YC	Yellow Card						



## Results Progression

Progression des résultats

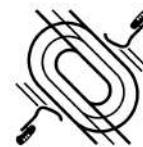
<b>WORLD RECORD</b>	<b>56.00</b>	<b>LIU Cuiqing</b>	CHN	Beijing (CHN)	13 MAY 2018
<b>PARALYMPIC RECORD</b>	<b>56.25</b>	<b>LIU Cuiqing</b>	CHN	Tokyo (JPN)	28 AUG 2021

Rank	Athlete Bib	Name	NPC Code	Date of Birth	Sport Class	Phase	Lane	Pos	Time
1	2407	<b>ISHITILE Lahja</b>	NAM	21 JUL 1997	T11	Semi-Final 1/2	3	1	<b>57.74 Q</b>
		Guide SHIMANDA Sem		22 APR 1994		Round 1 - Heat 2/4	5	1	<b>57.73 Q</b>
2	2084	<b>SIMPLICIO da SILVA</b>	BRA	20 AUG 1997	T11	Semi-Final 2/2	5	1 YC	<b>58.56 Q</b>
		Guide VELOSO da SILVA Felipe		28 SEP 1987		Round 1 - Heat 3/4	3	1	<b>58.96 Q</b>
3	2119	<b>HE Shanshan</b>	CHN	13 AUG 1999	T11	Semi-Final 1/2	7	2	<b>58.82 q PB</b>
		Guide YOU Junjie		25 AUG 1996		Round 1 - Heat 2/4	3	2	<b>58.86 q PB</b>
4	2167	<b>SALCEDO RODRIGUEZ</b>	COL	16 MAY 2004	T11	Semi-Final 1/2	5	3	<b>59.72 q</b>
		Guide RANGEL PALMERA Niver		14 MAY 1994		Round 1 - Heat 4/4	5	1	<b>1:00.03 Q</b>
5	2125	<b>LIU Cuiqing</b>	CHN	28 OCT 1991	T11	Semi-Final 2/2	3	2	<b>1:00.13</b>
		Guide CHEN Shengming		16 FEB 2004		Round 1 - Heat 1/4	1	1	<b>59.09 Q</b>
6	2007	<b>MOKO Juliana Ngleya</b>	ANG	20 JUN 2000	T11	Semi-Final 2/2	1	3	<b>1:01.69 PB</b>
		Guide SAPALO Abraao Abreu		20 FEB 2001		Round 1 - Heat 1/4	3	2	<b>1:03.78 q SB</b>
7	2501	<b>TANOMWONG Suneeporn</b>	THA	29 JUN 1988	T11	Semi-Final 2/2	7	4	<b>1:03.19</b>
		Guide THONGJAMROON C		25 APR 2000		Round 1 - Heat 3/4	7	2	<b>1:02.95 q</b>
8	2464	<b>MAZUR Joanna</b>	POL	13 MAR 1990	T11	Semi-Final 1/2	1	4	<b>1:03.93</b>
		Guide STAWICKI Michal		5 JUL 1984		Round 1 - Heat 3/4	5	3	<b>1:04.01 q</b>

**Note:**  
Yellow Card - Athlete SIMPLICIO da SILVA Thalita Vitoria - R17.5(a) - Aborted start with no valid reason.

**Legend:**

<b>PB</b>	Personal Best	<b>Pos</b>	Position	<b>Q</b>	Qualified by place	<b>q</b>	Qualified by time
<b>R</b>	WPA Rule	<b>SB</b>	Season Best	<b>YC</b>	Yellow Card		



## Results

Résultats

**REVISED**  
2 SEP 17:12

Qualification: First in each heat (Q) and the next 4 fastest (q) advance to the Semifinals.

<b>WORLD RECORD</b>	<b>56.00</b>	<b>LIU Cuiqing</b>	CHN	Beijing (CHN)	13 MAY 2018
<b>PARALYMPIC RECORD</b>	<b>56.20</b>	<b>ISHITILE Lahja</b>	NAM	Paris (FRA)	31 AUG 2024

### Heat 1 Start Time: 11:14

Rank	Athlete Bib	Name	NPC Code	Date of Birth	Sport Class	Lane	Reaction Time	Result
1	2125	<b>LIU Cuiqing</b>	CHN	28 OCT 1991	T11	1	0.150	<b>59.09 Q</b>
		Guide CHEN Shengming		16 FEB 2004			0.212	
2	2007	<b>MOKO Juliana Ngleya</b>	ANG	20 JUN 2000	T11	3	0.186	<b>1:03.78 q SB</b>
		Guide SAPALO Abraao Abreu		20 FEB 2001			0.176	
3	2077	<b>MULLER Camila</b>	BRA	29 DEC 1994	T11	7	0.283	<b>1:05.47 PB</b>
		Guide MARTINS AMADOR Vinicius		26 OCT 1990			0.308	
	2163	<b>PABON MAMIAN Angie Lizeth</b>	COL	16 JUL 1997	T11	5		<b>DNS</b>
		Guide ARIZALA OCORO Luis Dahir		4 MAY 1996				

### Heat 2 Start Time: 11:22

Rank	Athlete Bib	Name	NPC Code	Date of Birth	Sport Class	Lane	Reaction Time	Result
1	2407	<b>ISHITILE Lahja</b>	NAM	21 JUL 1997	T11	5	0.247	<b>57.73 Q</b>
		Guide SHIMANDA Sem		22 APR 1994			0.278	
2	2119	<b>HE Shanshan</b>	CHN	13 AUG 1999	T11	3		<b>58.86 q PB</b>
		Guide YOU Junjie		25 AUG 1996			0.196	
	2596	<b>MIRZAYOROVA Asila</b>	UZB	3 JUL 1999	T11	7	0.264	YC <b>DQ</b> R7.9.5
		Guide MIRZAYOROV Abduvokhid		4 MAY 2001			0.245	

### Heat 3 Start Time: 11:30

Rank	Athlete Bib	Name	NPC Code	Date of Birth	Sport Class	Lane	Reaction Time	Result
1	2084	<b>SIMPLICIO da SILVA</b>	BRA	20 AUG 1997	T11	3	0.166	<b>58.96 Q</b>
		Guide VELOSO da SILVA Felipe		28 SEP 1987			0.169	
2	2501	<b>TANOMWONG Suneeporn</b>	THA	29 JUN 1988	T11	7	0.153	<b>1:02.95 q</b>
		Guide THONGJAMROON Chaiwat		25 APR 2000			0.198	
3	2464	<b>MAZUR Joanna</b>	POL	13 MAR 1990	T11	5		<b>1:04.01 q</b>
		Guide STAWICKI Michal		5 JUL 1984			0.232	

### Heat 4 Start Time: 11:38

Rank	Athlete Bib	Name	NPC Code	Date of Birth	Sport Class	Lane	Reaction Time	Result
1	2167	<b>SALCEDO RODRIGUEZ</b>	COL	16 MAY 2004	T11	5		<b>1:00.03 Q</b>
		Guide RANGEL PALMERA Niver		14 MAY 1994			0.257	
2	2613	<b>SUAREZ DELGADO IA</b>	VEN	15 NOV 1987	T11	3		<b>1:08.25</b>
		Guide MENDEZ Victor		14 NOV 1999				
	2069	<b>dos SANTOS Jhulia Karol</b>	BRA	18 SEP 1991	T11	7	0.185	<b>DQ</b> R7.10.4
		Guide SOUZA Patrick		10 SEP 2004			0.181	

#### Weather conditions at the beginning of the 1st heat

Temperature: 18 °C Humidity: 78 % Conditions: Light rain

**Note:**  
Yellow Card - Athlete MIRZAYOROVA Asila - R7.9.5 - Failure of athlete/guide runner to comply with Rule 7.9 (i.e. releasing tether before finish, shortening tether).  
R7.10.4 - Failure to comply with Rule 7.10 (ie. Pushing, pulling, slingshotting, assistance)

**Legend:**  
DNS Did Not Start DQ Disqualified PB Personal Best Q Qualified by place  
q Qualified by time R WPA Rule SB Season Best YC Yellow Card

**REVISED** Rule number for athlete bib 2596 - MIRZAYOROVA Asila (UZB) updated.



## Results Summary

Résumé des résultats

**REVISED**  
2 SEP 17:14

Qualification: First in each heat (Q) and the next 4 fastest (q) advance to the Semifinals.

<b>WORLD RECORD</b>	<b>56.00</b>	<b>LIU Cuiqing</b>	CHN	Beijing (CHN)	13 MAY 2018
<b>PARALYMPIC RECORD</b>	<b>56.20</b>	<b>ISHITILE Lahja</b>	NAM	Paris (FRA)	31 AUG 2024

Rank	Athlete Bib	Name	NPC Code	Sport Class	Heat	Lane	Pos	Time
1	2407	<b>ISHITILE Lahja</b> Guide SHIMANDA Sem	NAM	T11	2	5	1	<b>57.73 Q</b>
2	2119	<b>HE Shanshan</b> Guide YOU Junjie	CHN	T11	2	3	2	<b>58.86 q PB</b>
3	2084	<b>SIMPLICIO da SILVA Thalita Vitoria</b> Guide VELOSO da SILVA Felipe	BRA	T11	3	3	1	<b>58.96 Q</b>
4	2125	<b>LIU Cuiqing</b> Guide CHEN Shengming	CHN	T11	1	1	1	<b>59.09 Q</b>
5	2167	<b>SALCEDO RODRIGUEZ Ionis Dayana</b> Guide RANGEL PALMERA Niver	COL	T11	4	5	1	<b>1:00.03 Q</b>
6	2501	<b>TANOMWONG Suneeporn</b> Guide THONGJAMROON Chaiwat	THA	T11	3	7	2	<b>1:02.95 q</b>
7	2007	<b>MOKO Juliana Ngleya</b> Guide SAPALO Abraao Abreu	ANG	T11	1	3	2	<b>1:03.78 q SB</b>
8	2464	<b>MAZUR Joanna</b> Guide STAWICKI Michal	POL	T11	3	5	3	<b>1:04.01 q</b>
9	2077	<b>MULLER Camila</b> Guide MARTINS AMADOR Vinicius	BRA	T11	1	7	3	<b>1:05.47 PB</b>
10	2613	<b>SUAREZ DELGADO Irene Alejandra</b> Guide MENDEZ Victor	VEN	T11	4	3	2	<b>1:08.25</b>
	2069	<b>dos SANTOS Jhulia Karol</b> Guide SOUZA Patrick	BRA	T11	4	7		<b>DQ R7.10.4</b>
	2596	<b>MIRZAYOROVA Asila</b> Guide MIRZAYOROV Abduvokhid	UZB	T11	2	7	YC	<b>DQ R7.9.5</b>
	2163	<b>PABON MAMIAN Angie Lizeth</b> Guide ARIZALA OCORO Luis Dahir	COL	T11	1	5		<b>DNS</b>

**Note:**  
Yellow Card - Athlete MIRZAYOROVA Asila - R7.9.5 - Failure of athlete/guide runner to comply with Rule 7.9 (i.e. releasing tether before finish, shortening tether).  
R7.10.4 - Failure to comply with Rule 7.10 (ie. Pushing, pulling, slingshotting, assistance)

**Legend:**  
**DNS** Did Not Start      **DQ** Disqualified      **PB** Personal Best      **Pos** Position  
**Q** Qualified by place      **q** Qualified by time      **R** WPA Rule      **SB** Season Best  
**YC** Yellow Card

**REVISED** Rule number for athlete bib 2596 - MIRZAYOROVA Asila (UZB) updated.



## Results

### Résultats

<b>WORLD RECORD</b>	<b>51.77</b>	<b>DURAND ELIAS Omara</b>	CUB	Rio de Janeiro (BRA)	17 SEP 2016
<b>PARALYMPIC RECORD</b>	<b>51.77</b>	<b>DURAND ELIAS Omara</b>	CUB	Rio de Janeiro (BRA)	17 SEP 2016

Rank	Athlete Bib	Name	NPC Code	Date of Birth	Sport Class	Lane	Reaction Time	Result
1	2178	<b>DURAND ELIAS Omara</b> Guide KINDELAN VARGAS Yuniol	CUB	26 NOV 1991 17 JUN 1994	T12	5	0.202 0.221	<b>53.59</b> SB
2	2312	<b>SAFARZADEH GHADERIJANI Hajar</b>	IRI	14 MAR 2000	T12	3	0.160	<b>55.39</b> AR
3	2539	<b>BOTURCHUK Oksana</b> Guide BARABANOV Mykyta	UKR	12 SEP 1984 26 MAY 2001	T12	7	0.190	<b>55.67</b> SB
4	2611	<b>PEREZ LOPEZ Alejandra Paola</b> Guide MANZANILLA VELASQ.	VEN	9 JUL 1998 22 DEC 1997	T12	1	0.179 0.129	<b>56.64</b>

#### Weather conditions

Temperature: 19 °C Humidity: 92 % Conditions: Overcast

<b>Legend:</b>	AR Area Record	SB Season Best
----------------	----------------	----------------



## Results Progression

Progression des résultats

<b>WORLD RECORD</b>	<b>51.77</b>	<b>DURAND ELIAS Omara</b>	CUB	Rio de Janeiro (BRA)	17 SEP 2016
<b>PARALYMPIC RECORD</b>	<b>51.77</b>	<b>DURAND ELIAS Omara</b>	CUB	Rio de Janeiro (BRA)	17 SEP 2016

Rank	Athlete Bib	Name	NPC Code	Date of Birth	Sport Class	Phase	Lane	Pos	Time	
1	2178	<b>DURAND ELIAS Omara</b> Guide KINDELAN VARGAS Yuniol	CUB	26 NOV 1991 17 JUN 1994	T12	Final	5	1	<b>53.59</b>	SB
						Semi-Final 1/2	5	1	<b>54.77</b>	Q SB
						Round 1 - Heat 3/4	7	1	<b>55.36</b>	Q SB
2	2312	<b>SAFARZADEH GHAHDE.</b>	IRI	14 MAR 2000	T12	Final	3	2	<b>55.39</b>	AR
						Semi-Final 2/2	5	1	<b>56.07</b>	Q AR
						Round 1 - Heat 2/4	5	1	<b>56.34</b>	Q AR
3	2539	<b>BOTURCHUK Oksana</b> Guide BARABANOV Mykyta	UKR	12 SEP 1984 26 MAY 2001	T12	Final	7	3	<b>55.67</b>	SB
						Semi-Final 1/2	3	2	<b>56.30</b>	q SB
						Round 1 - Heat 1/4	3	1	<b>58.22</b>	Q
4	2611	<b>PEREZ LOPEZ AP</b> Guide MANZANILLA VELASQ.	VEN	9 JUL 1998 22 DEC 1997	T12	Final	1	4	<b>56.64</b>	
						Semi-Final 2/2	3	2	<b>56.34</b>	q PB
						Round 1 - Heat 4/4	3	1	<b>56.97</b>	Q SB

<b>AR</b>	Area Record	<b>PB</b>	Personal Best	<b>Pos</b>	Position	<b>Q</b>	Qualified by place
<b>q</b>	Qualified by time	<b>SB</b>	Season Best				





## Results

### Résultats

Qualification: First in each heat (Q) and the next 2 fastest (q) advance to the Final.

<b>WORLD RECORD</b>	<b>51.77</b>	<b>DURAND ELIAS Omara</b>	CUB	Rio de Janeiro (BRA)	17 SEP 2016
<b>PARALYMPIC RECORD</b>	<b>51.77</b>	<b>DURAND ELIAS Omara</b>	CUB	Rio de Janeiro (BRA)	17 SEP 2016

#### Semifinal 1 Start Time: 20:43

Rank	Athlete Bib	Name	NPC Code	Date of Birth	Sport Class	Lane	Reaction Time	Result
1	2178	<b>DURAND ELIAS Omara</b>	CUB	26 NOV 1991	T12	5	0.190	<b>54.77</b> Q SB
		Guide KINDELAN VARGAS Yuniol		17 JUN 1994			0.198	
2	2539	<b>BOTURCHUK Oksana</b>	UKR	12 SEP 1984	T12	3	0.193	<b>56.30</b> q SB
		Guide BARABANOV Mykyta		26 MAY 2001			0.187	
3	2429	<b>KULINICH-SOROKINA Anna</b>	NPA	27 JUN 1992	T12	7	0.167	<b>56.55</b> PB
		Guide GONCHAROV Ilia		12 OCT 1997			0.160	
4	2087	<b>TEODORO Ketyla</b>	BRA	18 NOV 1995	T12	1	0.175	<b>58.94</b>
		Guide ARCANJO Rodrigo		27 DEC 1993			0.201	

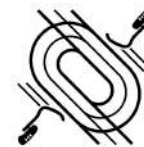
#### Semifinal 2 Start Time: 20:52

Rank	Athlete Bib	Name	NPC Code	Date of Birth	Sport Class	Lane	Reaction Time	Result
1	2312	<b>SAFARZADEH GHAHDE.</b>	IRI	14 MAR 2000	T12	5	0.152	<b>56.07</b> Q AR
2	2611	<b>PEREZ LOPEZ Alejandra Paola</b>	VEN	9 JUL 1998	T12	3	0.161	<b>56.34</b> q PB
		Guide MANZANILLA VELASQ.		22 DEC 1997			0.172	
3	2326	<b>PETRILLO Valentina</b>	ITA	2 OCT 1973	T12	7	0.164	<b>57.58</b> PB
4	2057	<b>BARROS da SILVA Clara Daniele</b>	BRA	19 JAN 1998	T12	1	0.244	<b>59.07</b>
		Guide ANDRADE Efraim		3 MAR 1999			0.208	

#### Weather conditions at the beginning of the 1st heat

Temperature: 23 °C Humidity: 58 % Conditions: Overcast

<b>Legend:</b>	<b>AR</b> Area Record	<b>PB</b> Personal Best	<b>Q</b> Qualified by place	<b>q</b> Qualified by time
	<b>SB</b> Season Best			



## Results Summary

### Résumé des résultats

Qualification: First in each heat (Q) and the next 2 fastest (q) advance to the Final.

<b>WORLD RECORD</b>	<b>51.77</b>	<b>DURAND ELIAS Omara</b>	CUB	Rio de Janeiro (BRA)	17 SEP 2016
<b>PARALYMPIC RECORD</b>	<b>51.77</b>	<b>DURAND ELIAS Omara</b>	CUB	Rio de Janeiro (BRA)	17 SEP 2016

Rank	Athlete Bib	Name	NPC Code	Sport Class	Heat	Lane	Pos	Time	
1	2178	<b>DURAND ELIAS Omara</b> Guide KINDELAN VARGAS Yuniol	CUB	T12	1	5	1	<b>54.77</b>	Q SB
2	2312	<b>SAFARZADEH GHADERIJANI Hajar</b>	IRI	T12	2	5	1	<b>56.07</b>	Q AR
3	2539	<b>BOTURCHUK Oksana</b> Guide BARABANOV Mykyta	UKR	T12	1	3	2	<b>56.30</b>	q SB
4	2611	<b>PEREZ LOPEZ Alejandra Paola</b> Guide MANZANILLA VELASQ.	VEN	T12	2	3	2	<b>56.34</b>	q PB
5	2429	<b>KULINICH-SOROKINA Anna</b> Guide GONCHAROV Iliia	NPA	T12	1	7	3	<b>56.55</b>	PB
6	2326	<b>PETRILLO Valentina</b>	ITA	T12	2	7	3	<b>57.58</b>	PB
7	2087	<b>TEODORO Ketyla</b> Guide ARCANJO Rodrigo	BRA	T12	1	1	4	<b>58.94</b>	
8	2057	<b>BARROS da SILVA Clara Daniele</b> Guide ANDRADE Efraim	BRA	T12	2	1	4	<b>59.07</b>	

<b>Legend:</b>	<b>AR</b> Area Record	<b>PB</b> Personal Best	<b>Pos</b> Position	<b>Q</b> Qualified by place
	<b>q</b> Qualified by time	<b>SB</b> Season Best		



## Results Progression

Progression des résultats

<b>WORLD RECORD</b>	<b>51.77</b>	<b>DURAND ELIAS Omara</b>	CUB	Rio de Janeiro (BRA)	17 SEP 2016
<b>PARALYMPIC RECORD</b>	<b>51.77</b>	<b>DURAND ELIAS Omara</b>	CUB	Rio de Janeiro (BRA)	17 SEP 2016

Rank	Athlete Bib	Name	NPC Code	Date of Birth	Sport Class	Phase	Lane	Pos	Time
1	2178	<b>DURAND ELIAS Omara</b>	CUB	26 NOV 1991	T12	Semi-Final 1/2	5	1	<b>54.77</b> Q SB
		Guide KINDELAN VARGAS Yuniol		17 JUN 1994		Round 1 - Heat 3/4	7	1	<b>55.36</b> Q SB
2	2312	<b>SAFARZADEH GHAHDE.</b>	IRI	14 MAR 2000	T12	Semi-Final 2/2	5	1	<b>56.07</b> Q AR
						Round 1 - Heat 2/4	5	1	<b>56.34</b> Q AR
3	2539	<b>BOTURCHUK Oksana</b>	UKR	12 SEP 1984	T12	Semi-Final 1/2	3	2	<b>56.30</b> q SB
		Guide BARABANOV Mykyta		26 MAY 2001		Round 1 - Heat 1/4	3	1	<b>58.22</b> Q
4	2611	<b>PEREZ LOPEZ AP</b>	VEN	9 JUL 1998	T12	Semi-Final 2/2	3	2	<b>56.34</b> q PB
		Guide MANZANILLA VELASQ.		22 DEC 1997		Round 1 - Heat 4/4	3	1	<b>56.97</b> Q SB
5	2429	<b>KULINICH-SOROKINA</b>	NPA	27 JUN 1992	T12	Semi-Final 1/2	7	3	<b>56.55</b> PB
		Guide GONCHAROV Ilia		12 OCT 1997		Round 1 - Heat 3/4	5	2	<b>57.26</b> q PB
6	2326	<b>PETRILLO Valentina</b>	ITA	2 OCT 1973	T12	Semi-Final 2/2	7	3	<b>57.58</b> PB
						Round 1 - Heat 4/4	7	2	<b>58.35</b> q
7	2087	<b>TEODORO Ketyla</b>	BRA	18 NOV 1995	T12	Semi-Final 1/2	1	4	<b>58.94</b>
		Guide ARCANJO Rodrigo		27 DEC 1993		Round 1 - Heat 3/4	3	3	<b>58.86</b> q SB
8	2057	<b>BARROS da SILVA CD</b>	BRA	19 JAN 1998	T12	Semi-Final 2/2	1	4	<b>59.07</b>
		Guide ANDRADE Efraim		3 MAR 1999		Round 1 - Heat 1/4	7	2	<b>58.77</b> q

<b>Legend:</b>						
<b>AR</b>	Area Record	<b>PB</b>	Personal Best	<b>Pos</b>	Position	<b>Q</b> Qualified by place
<b>q</b>	Qualified by time	<b>SB</b>	Season Best			



## Results

### Résultats

Qualification: First in each heat (Q) and the next 4 fastest (q) advance to the Semifinals.

<b>WORLD RECORD</b>	<b>51.77</b>	<b>DURAND ELIAS Omara</b>	CUB	Rio de Janeiro (BRA)	17 SEP 2016
<b>PARALYMPIC RECORD</b>	<b>51.77</b>	<b>DURAND ELIAS Omara</b>	CUB	Rio de Janeiro (BRA)	17 SEP 2016

#### Heat 1 Start Time: 10:48

Rank	Athlete Bib	Name	NPC Code	Date of Birth	Sport Class	Lane	Reaction Time	Result
1	2539	<b>BOTURCHUK Oksana</b>	UKR	12 SEP 1984	T12	3	0.217	<b>58.22 Q</b>
		Guide BARABANOV Mykyta		26 MAY 2001			0.193	
2	2057	<b>BARROS da SILVA Clara Daniele</b>	BRA	19 JAN 1998	T12	7	0.213	<b>58.77 q</b>
		Guide ANDRADE Efraim		3 MAR 1999			0.214	
	2594	<b>KHOLBEKOVA Yokutkhon</b>	UZB	6 APR 1995	T12	5		<b>DNS</b>

#### Heat 2 Start Time: 10:56

Rank	Athlete Bib	Name	NPC Code	Date of Birth	Sport Class	Lane	Reaction Time	Result
1	2312	<b>SAFARZADEH GHAHDE.</b>	IRI	14 MAR 2000	T12	5	0.147	<b>56.34 Q AR</b>
2	2074	<b>GOMES de AGUIAR Lorraine</b>	BRA	15 AUG 1997	T12	7	0.193	<b>59.99</b>
		Guide MARTINS RIBEIRO J.		4 APR 1993			0.185	
3	2394	<b>VELASCO MALDONADO</b>	MEX	24 AUG 1995	T12	3		<b>1:04.88</b>
		Guide BELMAN ORTIZ Cesar Daniel		11 DEC 1993			0.206	
	2202	<b>MARTINEZ Sara</b>	ESP	26 FEB 1990	T12	1		<b>DNS</b>
		Guide del RIO RUIZ Jaime		18 AUG 1997				

#### Heat 3 Start Time: 11:04

Rank	Athlete Bib	Name	NPC Code	Date of Birth	Sport Class	Lane	Reaction Time	Result
1	2178	<b>DURAND ELIAS Omara</b>	CUB	26 NOV 1991	T12	7	0.181	<b>55.36 Q SB</b>
		Guide KINDELAN VARGAS Yuniol		17 JUN 1994			0.194	
2	2429	<b>KULINICH-SOROKINA Anna</b>	NPA	27 JUN 1992	T12	5	0.411	<b>57.26 q PB</b>
		Guide GONCHAROV Iliia		12 OCT 1997			0.181	
3	2087	<b>TEODORO Ketyla</b>	BRA	18 NOV 1995	T12	3	0.195	<b>58.86 q SB</b>
		Guide ARCANJO Rodrigo		27 DEC 1993			0.197	

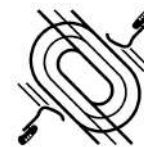
#### Heat 4 Start Time: 11:12

Rank	Athlete Bib	Name	NPC Code	Date of Birth	Sport Class	Lane	Reaction Time	Result
1	2611	<b>PEREZ LOPEZ Alejandra Paola</b>	VEN	9 JUL 1998	T12	3	0.165	<b>56.97 Q SB</b>
		Guide MANZANILLA VELASQ.		22 DEC 1997			0.195	
2	2326	<b>PETRILLO Valentina</b>	ITA	2 OCT 1973	T12	7	0.195	<b>58.35 q</b>
3	2128	<b>SHEN Yaqin</b>	CHN	11 DEC 1990	T12	5	0.193	<b>1:01.11</b>
		Guide LI Wen		4 APR 1992			0.171	

#### Weather conditions at the beginning of the 1st heat

Temperature: 22 °C Humidity: 73 % Conditions: Few clouds

<b>AR</b>	Area Record	<b>DNS</b>	Did Not Start	<b>PB</b>	Personal Best	<b>Q</b>	Qualified by place
<b>q</b>	Qualified by time	<b>SB</b>	Season Best				



## Results Summary

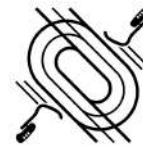
### Résumé des résultats

Qualification: First in each heat (Q) and the next 4 fastest (q) advance to the Semifinals.

<b>WORLD RECORD</b>	<b>51.77</b>	<b>DURAND ELIAS Omara</b>	CUB	Rio de Janeiro (BRA)	17 SEP 2016
<b>PARALYMPIC RECORD</b>	<b>51.77</b>	<b>DURAND ELIAS Omara</b>	CUB	Rio de Janeiro (BRA)	17 SEP 2016

Rank	Athlete Bib	Name	NPC Code	Sport Class	Heat	Lane	Pos	Time		
1	2178	<b>DURAND ELIAS Omara</b> Guide KINDELAN VARGAS Yuniol	CUB	T12	3	7	1	<b>55.36</b>	Q	SB
2	2312	<b>SAFARZADEH GHADERIJANI Hajar</b>	IRI	T12	2	5	1	<b>56.34</b>	Q	AR
3	2611	<b>PEREZ LOPEZ Alejandra Paola</b> Guide MANZANILLA VELASQ.	VEN	T12	4	3	1	<b>56.97</b>	Q	SB
4	2429	<b>KULINICH-SOROKINA Anna</b> Guide GONCHAROV Iliia	NPA	T12	3	5	2	<b>57.26</b>	q	PB
5	2539	<b>BOTURCHUK Oksana</b> Guide BARABANOV Mykyta	UKR	T12	1	3	1	<b>58.22</b>	Q	
6	2326	<b>PETRILLO Valentina</b>	ITA	T12	4	7	2	<b>58.35</b>	q	
7	2057	<b>BARROS da SILVA Clara Daniele</b> Guide ANDRADE Efraim	BRA	T12	1	7	2	<b>58.77</b>	q	
8	2087	<b>TEODORO Ketyla</b> Guide ARCANJO Rodrigo	BRA	T12	3	3	3	<b>58.86</b>	q	SB
9	2074	<b>GOMES de AGUIAR Lorraine</b> Guide MARTINS RIBEIRO JUNIOR Fernando	BRA	T12	2	7	2	<b>59.99</b>		
10	2128	<b>SHEN Yaqin</b> Guide LI Wen	CHN	T12	4	5	3	<b>1:01.11</b>		
11	2394	<b>VELASCO MALDONADO Daniela Eugenia</b> Guide BELMAN ORTIZ Cesar Daniel	MEX	T12	2	3	3	<b>1:04.88</b>		
	2594	<b>KHOLBEKOVA Yokutkhon</b>	UZB	T12	1	5		<b>DNS</b>		
	2202	<b>MARTINEZ Sara</b> Guide del RIO RUIZ Jaime	ESP	T12	2	1		<b>DNS</b>		

<b>Legend:</b>	<b>AR</b> Area Record	<b>DNS</b> Did Not Start	<b>PB</b> Personal Best	<b>Pos</b> Position
<b>Q</b> Qualified by place	<b>q</b> Qualified by time	<b>SB</b> Season Best		



## Results

### Résultats

<b>WORLD RECORD</b>	<b>54.46</b>	<b>RUNYAN Marla</b>	USA	Los Angeles (USA)	3 JAN 1995
<b>PARALYMPIC RECORD</b>	<b>55.00</b>	<b>VALIYEVA Lamiya</b>	AZE	Tokyo (JPN)	4 SEP 2021

Rank	Athlete Bib	Name	NPC Code	Date of Birth	Sport Class	Lane	Reaction Time	Result
1	2085	SOARES da SILVA Rayane	BRA	20 JAN 1997	T13	8	0.234	<b>53.55</b> WR
2	2047	VALIYEVA Lamiya	AZE	5 APR 2002	T13	5	0.135	<b>55.09</b>
3	2474	DUARTE Carolina	POR	8 JAN 1990	T13	6	0.214	<b>55.52</b>
4	2201	IGLESIAS FORNEIRO Adiaratou	ESP	6 FEB 1999	T13	3	0.152	<b>56.98</b> SB
5	2570	KERKHOFF Erin	USA	13 DEC 2000	T13	7	0.213	<b>57.19</b>
6	2225	KEITA Nantenin	FRA	5 NOV 1984	T13	9	0.204	<b>57.43</b>
7	2337	SASAKI Mana	JPN	2 SEP 1997	T13	4	0.175	<b>58.35</b> SB
8	2438	ULIANENKO Mariia	NPA	23 AUG 1997	T13	2	0.221	<b>58.96</b>

#### Weather conditions

Temperature: 17 °C Humidity: 98 % Conditions: Overcast

<b>Legend:</b>
SB Season Best                      WR World Record



## Results Progression

Progression des résultats

<b>WORLD RECORD</b>	<b>54.46</b>	<b>RUNYAN Marla</b>	USA	Los Angeles (USA)	3 JAN 1995
<b>PARALYMPIC RECORD</b>	<b>55.00</b>	<b>VALIYEVA Lamiya</b>	AZE	Tokyo (JPN)	4 SEP 2021

Rank	Athlete Bib	Name	NPC Code	Date of Birth	Sport Class	Phase	Lane	Pos	Time	
1	2085	<b>SOARES da SILVA Rayane</b>	BRA	20 JAN 1997	T13	Final Round 1 - Heat 2/2	8 6	1 1	<b>53.55</b> <b>56.44</b>	WR Q
2	2047	<b>VALIYEVA Lamiya</b>	AZE	5 APR 2002	T13	Final Round 1 - Heat 2/2	5 8	2 2	<b>55.09</b> <b>56.51</b>	Q
3	2474	<b>DUARTE Carolina</b>	POR	8 JAN 1990	T13	Final Round 1 - Heat 1/2	6 5	3 1	<b>55.52</b> <b>55.99</b>	Q
4	2201	<b>IGLESIAS FORNEIRO</b>	ESP	6 FEB 1999	T13	Final Round 1 - Heat 1/2	3 6	4 4	<b>56.98</b> <b>58.07</b>	SB q SB
5	2570	<b>KERKHOFF Erin</b>	USA	13 DEC 2000	T13	Final Round 1 - Heat 1/2	7 7	5 2	<b>57.19</b> <b>57.42</b>	Q
6	2225	<b>KEITA Nantenin</b>	FRA	5 NOV 1984	T13	Final Round 1 - Heat 1/2	9 8	6 3	<b>57.43</b> <b>57.67</b>	Q
7	2337	<b>SASAKI Mana</b>	JPN	2 SEP 1997	T13	Final Round 1 - Heat 2/2	4 7	7 3	<b>58.35</b> <b>58.77</b>	SB Q
8	2438	<b>ULIANENKO Mariia</b>	NPA	23 AUG 1997	T13	Final Round 1 - Heat 1/2	2 9	8 5	<b>58.96</b> <b>58.57</b>	q SB

<b>Legend:</b>						
<b>Pos</b>	Position	<b>Q</b>	Qualified by place	<b>q</b>	Qualified by time	<b>SB</b> Season Best
<b>WR</b>	World Record					



## Results

### Résultats

Qualification: First 3 in each heat (Q) and the next 2 fastest (q) advance to the Final.

<b>WORLD RECORD</b>	<b>54.46</b>	<b>RUNYAN Marla</b>	USA	Los Angeles (USA)	3 JAN 1995
<b>PARALYMPIC RECORD</b>	<b>55.00</b>	<b>VALIYEVA Lamiya</b>	AZE	Tokyo (JPN)	4 SEP 2021

#### Heat 1 Start Time: 21:34

Rank	Athlete Bib	Name	NPC Code	Date of Birth	Sport Class	Lane	Reaction Time	Result
1	2474	DUARTE Carolina	POR	8 JAN 1990	T13	5	0.228	<b>55.99</b> Q
2	2570	KERKHOFF Erin	USA	13 DEC 2000	T13	7	0.213	<b>57.42</b> Q
3	2225	KEITA Nantenin	FRA	5 NOV 1984	T13	8	0.190	<b>57.67</b> Q
4	2201	IGLESIAS FORNEIRO Adiaratou	ESP	6 FEB 1999	T13	6	0.193	<b>58.07</b> q SB
5	2438	ULIANENKO Mariia	NPA	23 AUG 1997	T13	9	0.241	<b>58.57</b> q SB
6	2100	GAUNT Keegan	CAN	27 APR 2000	T13	4	0.198	<b>1:03.16</b>
	2403	GOVERNO Edmilsa	MOZ	28 FEB 1998	T13	3		DNS

#### Heat 2 Start Time: 21:40

Rank	Athlete Bib	Name	NPC Code	Date of Birth	Sport Class	Lane	Reaction Time	Result
1	2085	SOARES da SILVA Rayane	BRA	20 JAN 1997	T13	6	0.200	<b>56.44</b> Q
2	2047	VALIYEVA Lamiya	AZE	5 APR 2002	T13	8	0.157	<b>56.51</b> Q
3	2337	SASAKI Mana	JPN	2 SEP 1997	T13	7	0.209	<b>58.77</b> Q
4	2561	CROSBY Kym	USA	14 FEB 1993	T13	5	0.147	<b>59.04</b>
5	2055	MAJAGA Gloria	BOT	26 AUG 2001	T13	3	0.183	<b>59.72</b> PB
6	2538	OROMA Peace	UGA	6 JUN 1996	T13	9	0.251	<b>1:01.68</b>
7	2622	MUNGA Monica	ZAM	20 AUG 1999	T13	4	0.244	<b>1:04.90</b> PB

#### Weather conditions at the beginning of the 1st heat

Temperature: 16 °C Humidity: 89 % Conditions: Overcast

<b>Legend:</b>	<b>DNS</b> Did Not Start	<b>PB</b> Personal Best	<b>Q</b> Qualified by place	<b>q</b> Qualified by time
	<b>SB</b> Season Best			





## Results Summary

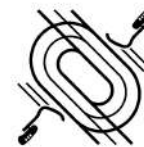
### Résumé des résultats

Qualification: First 3 in each heat (Q) and the next 2 fastest (q) advance to the Final.

<b>WORLD RECORD</b>	<b>54.46</b>	<b>RUNYAN Marla</b>	USA	Los Angeles (USA)	3 JAN 1995
<b>PARALYMPIC RECORD</b>	<b>55.00</b>	<b>VALIYEVA Lamiya</b>	AZE	Tokyo (JPN)	4 SEP 2021

Rank	Athlete Bib	Name	NPC Code	Sport Class	Heat	Lane	Pos	Time	
1	2474	<b>DUARTE Carolina</b>	POR	T13	1	5	1	<b>55.99</b>	Q
2	2085	<b>SOARES da SILVA Rayane</b>	BRA	T13	2	6	1	<b>56.44</b>	Q
3	2047	<b>VALIYEVA Lamiya</b>	AZE	T13	2	8	2	<b>56.51</b>	Q
4	2570	<b>KERKHOFF Erin</b>	USA	T13	1	7	2	<b>57.42</b>	Q
5	2225	<b>KEITA Nantenin</b>	FRA	T13	1	8	3	<b>57.67</b>	Q
6	2201	<b>IGLESIAS FORNEIRO Adiaratou</b>	ESP	T13	1	6	4	<b>58.07</b>	q SB
7	2438	<b>ULIANENKO Mariia</b>	NPA	T13	1	9	5	<b>58.57</b>	q SB
8	2337	<b>SASAKI Mana</b>	JPN	T13	2	7	3	<b>58.77</b>	Q
9	2561	<b>CROSBY Kym</b>	USA	T13	2	5	4	<b>59.04</b>	
10	2055	<b>MAJAGA Gloria</b>	BOT	T13	2	3	5	<b>59.72</b>	PB
11	2538	<b>OROMA Peace</b>	UGA	T13	2	9	6	<b>1:01.68</b>	
12	2100	<b>GAUNT Keegan</b>	CAN	T13	1	4	6	<b>1:03.16</b>	
13	2622	<b>MUNGA Monica</b>	ZAM	T13	2	4	7	<b>1:04.90</b>	PB
	2403	<b>GOVERNO Edmilsa</b>	MOZ	T13	1	3		<b>DNS</b>	

<b>Legend:</b>							
<b>DNS</b>	Did Not Start	<b>PB</b>	Personal Best	<b>Pos</b>	Position	<b>Q</b>	Qualified by place
<b>q</b>	Qualified by time	<b>SB</b>	Season Best				



## Results

### Résultats

<b>WORLD RECORD</b>	<b>54.96</b>	<b>ONDER Aysel</b>	TUR	Paris (FRA)	2 SEP 2024
<b>PARALYMPIC RECORD</b>	<b>54.96</b>	<b>ONDER Aysel</b>	TUR	Paris (FRA)	2 SEP 2024

Rank	Athlete Bib	Name	NPC Code	Date of Birth	Sport Class	Lane	Reaction Time	Result
1	2549	SHULIAR Yuliia	UKR	12 AUG 1997	T20	6	0.202	<b>55.16</b> PB
2	2526	ONDER Aysel	TUR	24 JUN 2005	T20	8	0.212	<b>55.23</b>
3	2297	JEEVANJI Deepthi	IND	27 SEP 2003	T20	7	0.164	<b>55.82</b>
4	2559	CLARK Breanna	USA	4 NOV 1994	T20	5	0.214	<b>56.43</b>
5	2616	VERA COLINA Leonela Coromoto	VEN	11 SEP 2004	T20	9	0.232	<b>57.18</b>
6	2188	ANGULO Lizanshela	ECU	21 MAR 2004	T20	3	0.146	<b>57.90</b>
7	2064	da SILVA BARROS Antonia Keyla	BRA	20 SEP 1994	T20	4	0.200	<b>58.34</b>
8	2025	BLACKSMITH Telaya	AUS	3 DEC 2007	T20	2	0.205	<b>59.37</b>

#### Weather conditions

Temperature: 21 °C Humidity: 58 % Conditions: Partly cloudy

Legend:  
PB Personal Best



## Results Progression

Progression des résultats

<b>WORLD RECORD</b>	<b>54.96</b>	<b>ONDER Aysel</b>	TUR	Paris (FRA)	2 SEP 2024
<b>PARALYMPIC RECORD</b>	<b>54.96</b>	<b>ONDER Aysel</b>	TUR	Paris (FRA)	2 SEP 2024

Rank	Athlete Bib	Name	NPC Code	Date of Birth	Sport Class	Phase	Lane	Pos	Time	
1	2549	SHULIAR Yuliia	UKR	12 AUG 1997	T20	Final Round 1 - Heat 1/2	6 4	1 2	<b>55.16</b> <b>56.49</b>	PB Q SB
2	2526	ONDER Aysel	TUR	24 JUN 2005	T20	Final Round 1 - Heat 2/2	8 5	2 1	<b>55.23</b> <b>54.96</b>	Q WR
3	2297	JEEVANJI Deepthi	IND	27 SEP 2003	T20	Final Round 1 - Heat 1/2	7 6	3 1	<b>55.82</b> <b>55.45</b>	Q
4	2559	CLARK Breanna	USA	4 NOV 1994	T20	Final Round 1 - Heat 2/2	5 6	4 2	<b>56.43</b> <b>56.32</b>	Q SB
5	2616	VERA COLINA LC	VEN	11 SEP 2004	T20	Final Round 1 - Heat 2/2	9 4	5 3	<b>57.18</b> <b>56.41</b>	Q PB
6	2188	ANGULO Lizanshela	ECU	21 MAR 2004	T20	Final Round 1 - Heat 2/2	3 7	6 4	<b>57.90</b> <b>57.35</b>	q
7	2064	da SILVA BARROS AK	BRA	20 SEP 1994	T20	Final Round 1 - Heat 1/2	4 9	7 3	<b>58.34</b> <b>57.54</b>	Q SB
8	2025	BLACKSMITH Telaya	AUS	3 DEC 2007	T20	Final Round 1 - Heat 2/2	2 8	8 5	<b>59.37</b> <b>57.96</b>	q AR

<b>AR</b>	Area Record	<b>PB</b>	Personal Best	<b>Pos</b>	Position	<b>Q</b>	Qualified by place
<b>q</b>	Qualified by time	<b>SB</b>	Season Best	<b>WR</b>	World Record		



## Results

### Résultats

Qualification: First 3 in each heat (Q) and the next 2 fastest (q) advance to the Final.

<b>WORLD RECORD</b>	<b>55.07</b>	<b>JEEVANJI Deepthi</b>	IND	Kobe (JPN)	20 MAY 2024
<b>PARALYMPIC RECORD</b>	<b>55.18</b>	<b>CLARK Breanna</b>	USA	Tokyo (JPN)	31 AUG 2021

#### Heat 1 Start Time: 20:20

Rank	Athlete Bib	Name	NPC Code	Date of Birth	Sport Class	Lane	Reaction Time	Result
1	2297	JEEVANJI Deepthi	IND	27 SEP 2003	T20	6	0.186	<b>55.45</b> Q
2	2549	SHULIAR Yuliia	UKR	12 AUG 1997	T20	4	0.229	<b>56.49</b> Q SB
3	2064	da SILVA BARROS Antonia Keyla	BRA	20 SEP 1994	T20	9	0.225	<b>57.54</b> Q SB
4	2476	PAIM Carina	POR	3 MAY 1999	T20	8	0.152	<b>58.37</b>
5	2161	MURILLO BENITEZ MA	COL	30 OCT 2004	T20	3	0.218	<b>59.52</b> SB
6	2500	KAISING Orawan	THA	31 MAR 2002	T20	5	0.215	<b>1:02.52</b>
7	2050	MAENE Kiara	BEL	9 SEP 2005	T20	7	0.234	<b>1:06.25</b>

#### Heat 2 Start Time: 20:28

Rank	Athlete Bib	Name	NPC Code	Date of Birth	Sport Class	Lane	Reaction Time	Result
1	2526	ONDER Aysel	TUR	24 JUN 2005	T20	5	0.208	<b>54.96</b> Q WR
2	2559	CLARK Breanna	USA	4 NOV 1994	T20	6	0.178	<b>56.32</b> Q SB
3	2616	VERA COLINA Leonela Coromoto	VEN	11 SEP 2004	T20	4	0.180	<b>56.41</b> Q PB
4	2188	ANGULO Lizanshela	ECU	21 MAR 2004	T20	7	0.194	<b>57.35</b> q
5	2025	BLACKSMITH Telaya	AUS	3 DEC 2007	T20	8	0.182	<b>57.96</b> q AR
6	2187	VIVENES PAULA Diana Carolina	DOM	1 NOV 2001	T20	3	0.150	<b>59.23</b>

#### Weather conditions at the beginning of the 1st heat

Temperature: 23 °C Humidity: 58 % Conditions: Overcast

<b>Legend:</b>	<b>AR</b> Area Record	<b>PB</b> Personal Best	<b>Q</b> Qualified by place	<b>q</b> Qualified by time
	<b>SB</b> Season Best	<b>WR</b> World Record		



## Results Summary

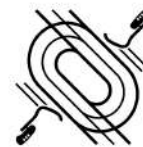
### Résumé des résultats

Qualification: First 3 in each heat (Q) and the next 2 fastest (q) advance to the Final.

<b>WORLD RECORD</b>	<b>55.07</b>	<b>JEEVANJI Deepthi</b>	IND	Kobe (JPN)	20 MAY 2024
<b>PARALYMPIC RECORD</b>	<b>55.18</b>	<b>CLARK Breanna</b>	USA	Tokyo (JPN)	31 AUG 2021

Rank	Athlete Bib	Name	NPC Code	Sport Class	Heat	Lane	Pos	Time		
1	2526	<b>ONDER Aysel</b>	TUR	T20	2	5	1	<b>54.96</b>	Q	WR
2	2297	<b>JEEVANJI Deepthi</b>	IND	T20	1	6	1	<b>55.45</b>	Q	
3	2559	<b>CLARK Breanna</b>	USA	T20	2	6	2	<b>56.32</b>	Q	SB
4	2616	<b>VERA COLINA Leonela Coromoto</b>	VEN	T20	2	4	3	<b>56.41</b>	Q	PB
5	2549	<b>SHULIAR Yuliia</b>	UKR	T20	1	4	2	<b>56.49</b>	Q	SB
6	2188	<b>ANGULO Lizanshela</b>	ECU	T20	2	7	4	<b>57.35</b>	q	
7	2064	<b>da SILVA BARROS Antonia Keyla</b>	BRA	T20	1	9	3	<b>57.54</b>	Q	SB
8	2025	<b>BLACKSMITH Telaya</b>	AUS	T20	2	8	5	<b>57.96</b>	q	AR
9	2476	<b>PAIM Carina</b>	POR	T20	1	8	4	<b>58.37</b>		
10	2187	<b>VIVENES PAULA Diana Carolina</b>	DOM	T20	2	3	6	<b>59.23</b>		
11	2161	<b>MURILLO BENITEZ Maria Alejandra</b>	COL	T20	1	3	5	<b>59.52</b>		SB
12	2500	<b>KAISING Orawan</b>	THA	T20	1	5	6	<b>1:02.52</b>		
13	2050	<b>MAENE Kiara</b>	BEL	T20	1	7	7	<b>1:06.25</b>		

<b>Legend:</b>	<b>AR</b> Area Record	<b>PB</b> Personal Best	<b>Pos</b> Position	<b>Q</b> Qualified by place
	<b>q</b> Qualified by time	<b>SB</b> Season Best	<b>WR</b> World Record	



## Results

### Résultats

<b>WORLD RECORD</b>	<b>1:00.29</b>	<b>HERMITAGE Georgina</b>	GBR	London (GBR)	20 JUL 2017
<b>PARALYMPIC RECORD</b>	<b>1:00.53</b>	<b>HERMITAGE Georgina</b>	GBR	Rio de Janeiro (BRA)	13 SEP 2016

Rank	Athlete Bib	Name	NPC Code	Date of Birth	Sport Class	Lane	Result
1	2541	KOBZAR Nataliia	UKR	19 JAN 2000	T37	8	<b>1:00.92</b> PB
2	2120	JIANG Fenfen	CHN	19 SEP 1997	T37	6	<b>1:01.88</b> SB
3	2435	SLANOVA Viktoriia	NPA	10 MAR 1997	T37	7	<b>1:03.61</b> PB
4	2485	JAMES Sheryl	RSA	11 FEB 1986	T37	5	<b>1:06.88</b>
5	2484	GOUWS Liezel	RSA	28 DEC 1998	T37	2	<b>1:08.33</b>
6	2230	USTARITZ Laure	FRA	28 DEC 1995	T37	4	<b>1:09.20</b>
7	2505	BAHI Neda	TUN	1 JAN 1992	T37	9	<b>1:11.52</b>
8	2051	van KERM Selma	BEL	26 SEP 2006	T37	3	<b>1:14.80</b>

#### Weather conditions

Temperature: 20 °C Humidity: 65 % Conditions: Overcast

<b>Legend:</b>	<b>PB</b> Personal Best	<b>SB</b> Season Best
----------------	-------------------------	-----------------------



## Results

### Résultats

#### T38 Records

<b>WORLD RECORD</b>	<b>59.40</b>	<b>PALOMEQUE MORENO Karen Tatiana</b>	COL	Kobe (JPN)	25 MAY 2024
<b>PARALYMPIC RECORD</b>	<b>59.88</b>	<b>PALOMEQUE MORENO Karen Tatiana</b>	COL	Paris (FRA)	6 SEP 2024

Rank	Athlete Bib	Name	NPC Code	Date of Birth	Sport Class	Lane	Result	
1	2164	<b>PALOMEQUE MORENO Karen Tatiana</b>	COL	1 JUL 1994	T38	8	<b>58.67</b>	WR
2	2291	<b>EKLER Luca</b>	HUN	28 OCT 1998	T38	5	<b>59.35</b>	AR
3	2260	<b>AVE Lindy</b>	GER	9 JUL 1998	T38	9	<b>1:00.37</b>	SB
4	2425	<b>GONCHAROVA Margarita</b>	NPA	14 MAR 1991	T38	7	<b>1:00.64</b>	
5	2026	<b>CLARKE Rhiannon</b>	AUS	23 JUL 2002	T38	6	<b>1:00.81</b>	AR
6	2251	<b>SMITH Ali</b>	GBR	13 DEC 1988	T38	4	<b>1:00.88</b>	PB
7	2269	<b>MOOS Nele</b>	GER	23 NOV 2001	T38	3	<b>1:00.91</b>	PB
8	2229	<b>PACE Sofia</b>	FRA	19 DEC 1994	T38	2	<b>1:02.29</b>	PB

#### Weather conditions

Temperature: 20 °C Humidity: 83 % Conditions: Overcast

<b>Legend:</b>	<b>AR</b> Area Record	<b>PB</b> Personal Best	<b>SB</b> Season Best	<b>WR</b> World Record
----------------	-----------------------	-------------------------	-----------------------	------------------------



## Results Progression

Progression des résultats

### T38 Records

<b>WORLD RECORD</b>	<b>59.40</b>	<b>PALOMEQUE MORENO Karen Tatiana</b>	COL	Kobe (JPN)	25 MAY 2024
<b>PARALYMPIC RECORD</b>	<b>59.88</b>	<b>PALOMEQUE MORENO Karen Tatiana</b>	COL	Paris (FRA)	6 SEP 2024

Rank	Athlete Bib	Name	NPC Code	Date of Birth	Sport Class	Phase	Lane	Pos	Time	
1	2164	<b>PALOMEQUE MORENO K</b>	COL	1 JUL 1994	T38	Final Round 1 - Heat 1/2	8 6	1 1	<b>58.67</b> <b>59.88</b>	WR Q PR
2	2291	<b>EKLER Luca</b>	HUN	28 OCT 1998	T38	Final Round 1 - Heat 2/2	5 5	2 1	<b>59.35</b> <b>1:01.02</b>	AR Q
3	2260	<b>AVE Lindy</b>	GER	9 JUL 1998	T38	Final Round 1 - Heat 2/2	9 4	3 3	<b>1:00.37</b> <b>1:01.58</b>	SB Q
4	2425	<b>GONCHAROVA Margarita</b>	NPA	14 MAR 1991	T38	Final Round 1 - Heat 1/2	7 8	4 2	<b>1:00.64</b> <b>1:00.82</b>	 Q
5	2026	<b>CLARKE Rhiannon</b>	AUS	23 JUL 2002	T38	Final Round 1 - Heat 2/2	6 8	5 2	<b>1:00.81</b> <b>1:01.39</b>	AR Q AR
6	2251	<b>SMITH Ali</b>	GBR	13 DEC 1988	T38	Final Round 1 - Heat 1/2	4 5	6 3	<b>1:00.88</b> <b>1:01.06</b>	PB Q PB
7	2269	<b>MOOS Nele</b>	GER	23 NOV 2001	T38	Final Round 1 - Heat 1/2	3 4	7 4	<b>1:00.91</b> <b>1:01.56</b>	PB q
8	2229	<b>PACE Sofia</b>	FRA	19 DEC 1994	T38	Final Round 1 - Heat 1/2	2 7	8 5	<b>1:02.29</b> <b>1:02.37</b>	PB q PB

<b>Legend:</b>	<b>AR</b> Area Record	<b>PB</b> Personal Best	<b>Pos</b> Position	<b>PR</b> Paralympic Record
<b>Q</b> Qualified by place	<b>q</b> Qualified by time	<b>SB</b> Season Best	<b>WR</b> World Record	





## Results

### Résultats

Qualification: First 3 in each heat (Q) and the next 2 fastest (q) advance to the Final.

#### T38 Records

<b>WORLD RECORD</b>	<b>59.40</b>	<b>PALOMEQUE MORENO Karen Tatiana</b>	COL	Kobe (JPN)	25 MAY 2024
<b>PARALYMPIC RECORD</b>	<b>1:00.00</b>	<b>AVE Lindy</b>	GER	Tokyo (JPN)	4 SEP 2021

#### Heat 1 Start Time: 21:37

Rank	Athlete Bib	Name	NPC Code	Date of Birth	Sport Class	Lane	Result
1	2164	<b>PALOMEQUE MORENO K</b>	COL	1 JUL 1994	T38	6	<b>59.88</b> Q PR
2	2425	<b>GONCHAROVA Margarita</b>	NPA	14 MAR 1991	T38	8	<b>1:00.82</b> Q
3	2251	<b>SMITH Ali</b>	GBR	13 DEC 1988	T38	5	<b>1:01.06</b> Q PB
4	2269	<b>MOOS Nele</b>	GER	23 NOV 2001	T38	4	<b>1:01.56</b> q
5	2229	<b>PACE Sofia</b>	FRA	19 DEC 1994	T38	7	<b>1:02.37</b> q PB
6	2565	<b>GUIMARAES Catarina Joao</b>	USA	19 FEB 2004	T38	3	<b>1:09.63</b>
	2215	<b>BERG Vilma</b>	FIN	23 OCT 2002	T38	9	<b>DNS</b>

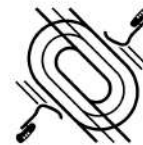
#### Heat 2 Start Time: 21:44

Rank	Athlete Bib	Name	NPC Code	Date of Birth	Sport Class	Lane	Result
1	2291	<b>EKLER Luca</b>	HUN	28 OCT 1998	T38	5	<b>1:01.02</b> Q
2	2026	<b>CLARKE Rhiannon</b>	AUS	23 JUL 2002	T38	8	<b>1:01.39</b> Q AR
3	2260	<b>AVE Lindy</b>	GER	9 JUL 1998	T38	4	<b>1:01.58</b> Q
4	2115	<b>CHEN Zimo</b>	CHN	15 DEC 2000	T38	9	<b>1:02.67</b>
5	2159	<b>JIMENEZ SANCHEZ Darian Faisury</b>	COL	6 MAR 2000	T38	3	<b>1:06.60</b>
6	2013	<b>GONZALEZ Milagros del Valle</b>	ARG	7 AUG 2003	T38	6	<b>1:07.92</b>
7	2286	<b>ESTEBAN VILLATORO</b>	GUA	12 JUL 2001	T38	7	<b>1:11.79</b> PB

#### Weather conditions at the beginning of the 1st heat

Temperature: 19 °C Humidity: 76 % Conditions: Partly cloudy

Legend:	
<b>AR</b>	Area Record
<b>Q</b>	Qualified by place
<b>DNS</b>	Did Not Start
<b>q</b>	Qualified by time
<b>PB</b>	Personal Best
<b>PR</b>	Paralympic Record



## Results Summary

### Résumé des résultats

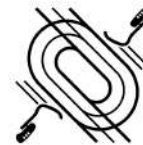
Qualification: First 3 in each heat (Q) and the next 2 fastest (q) advance to the Final.

#### T38 Records

<b>WORLD RECORD</b>	<b>59.40</b>	<b>PALOMEQUE MORENO Karen Tatiana</b>	COL	Kobe (JPN)	25 MAY 2024
<b>PARALYMPIC RECORD</b>	<b>1:00.00</b>	<b>AVE Lindy</b>	GER	Tokyo (JPN)	4 SEP 2021

Rank	Athlete Bib	Name	NPC Code	Sport Class	Heat	Lane	Pos	Time		
1	2164	<b>PALOMEQUE MORENO Karen Tatiana</b>	COL	T38	1	6	1	<b>59.88</b>	Q	PR
2	2425	<b>GONCHAROVA Margarita</b>	NPA	T38	1	8	2	<b>1:00.82</b>	Q	
3	2291	<b>EKLER Luca</b>	HUN	T38	2	5	1	<b>1:01.02</b>	Q	
4	2251	<b>SMITH Ali</b>	GBR	T38	1	5	3	<b>1:01.06</b>	Q	PB
5	2026	<b>CLARKE Rhiannon</b>	AUS	T38	2	8	2	<b>1:01.39</b>	Q	AR
6	2269	<b>MOOS Nele</b>	GER	T38	1	4	4	<b>1:01.56</b>	q	
7	2260	<b>AVE Lindy</b>	GER	T38	2	4	3	<b>1:01.58</b>	Q	
8	2229	<b>PACE Sofia</b>	FRA	T38	1	7	5	<b>1:02.37</b>	q	PB
9	2115	<b>CHEN Zimo</b>	CHN	T38	2	9	4	<b>1:02.67</b>		
10	2159	<b>JIMENEZ SANCHEZ Darian Faisury</b>	COL	T38	2	3	5	<b>1:06.60</b>		
11	2013	<b>GONZALEZ Milagros del Valle</b>	ARG	T38	2	6	6	<b>1:07.92</b>		
12	2565	<b>GUIMARAES Catarina Joao</b>	USA	T38	1	3	6	<b>1:09.63</b>		
13	2286	<b>ESTEBAN VILLATORO Ericka Violeta</b>	GUA	T38	2	7	7	<b>1:11.79</b>		PB
	2215	<b>BERG Vilma</b>	FIN	T38	1	9		<b>DNS</b>		

<b>Legend:</b>	<b>AR</b> Area Record	<b>DNS</b> Did Not Start	<b>PB</b> Personal Best	<b>Pos</b> Position
	<b>PR</b> Paralympic Record	<b>Q</b> Qualified by place	<b>q</b> Qualified by time	



## Results

### Résultats

<b>WORLD RECORD</b>	<b>55.60</b>	<b>WEYERS Anrune</b>	RSA	Huizingen (BEL)	24 AUG 2019
<b>PARALYMPIC RECORD</b>	<b>55.72</b>	<b>CASTILLO CASTILLO Yunidis</b>	CUB	London (GBR)	8 SEP 2012

Rank	Athlete Bib	Name	NPC Code	Date of Birth	Sport Class	Lane	Result
1	2062	da SILVA Fernanda Yara	BRA	15 AUG 1986	T47	6	<b>56.74</b> PB
2	2615	VERA ANDRADE Lisbeli Marina	VEN	15 SEP 2001	T47	8	<b>56.78</b> PB
3	2056	AUGUSTO da SILVA Maria Clara	BRA	5 JUN 2004	T47	4	<b>57.20</b> PB
4	2292	LUTERAN Petra	HUN	15 JUN 1997	T47	5	<b>57.41</b> PB
5	2106	RUMMERY Amanda	CAN	7 AUG 1997	T46	7	<b>58.02</b>
6	2436	SOLOVEVA Anastasiia	NPA	23 APR 1997	T47	9	<b>58.20</b> SB
7	2343	TSUJI Sae	JPN	28 OCT 1994	T47	2	<b>59.13</b> SB
8	2273	ROSS Jule	GER	15 JUN 2006	T46	3	<b>59.47</b>

#### Weather conditions

Temperature: 23 °C Humidity: 84 % Conditions: Partly cloudy

<b>Legend:</b>
<b>PB</b> Personal Best <b>SB</b> Season Best



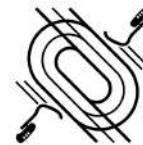
## Results Progression

Progression des résultats

<b>WORLD RECORD</b>	<b>55.60</b>	<b>WEYERS Anrune</b>	RSA	Huizingen (BEL)	24 AUG 2019
<b>PARALYMPIC RECORD</b>	<b>55.72</b>	<b>CASTILLO CASTILLO Yunidis</b>	CUB	London (GBR)	8 SEP 2012

Rank	Athlete Bib	Name	NPC Code	Date of Birth	Sport Class	Phase	Lane	Pos	Time	
1	2062	da SILVA Fernanda Yara	BRA	15 AUG 1986	T47	Final Round 1 - Heat 1/2	6 6	1 1	<b>56.74</b> <b>57.56</b>	PB Q
2	2615	VERA ANDRADE LM	VEN	15 SEP 2001	T47	Final Round 1 - Heat 2/2	8 6	2 1	<b>56.78</b> <b>58.22</b>	PB Q
3	2056	AUGUSTO da SILVA M	BRA	5 JUN 2004	T47	Final Round 1 - Heat 2/2	4 8	3 3	<b>57.20</b> <b>59.28</b>	PB Q
4	2292	LUTERAN Petra	HUN	15 JUN 1997	T47	Final Round 1 - Heat 1/2	5 2	4 2	<b>57.41</b> <b>58.93</b>	PB Q
5	2106	RUMMERY Amanda	CAN	7 AUG 1997	T46	Final Round 1 - Heat 2/2	7 7	5 2	<b>58.02</b> <b>59.24</b>	 Q
6	2436	SOLOVEVA Anastasiia	NPA	23 APR 1997	T47	Final Round 1 - Heat 1/2	9 3	6 3	<b>58.20</b> <b>59.00</b>	SB Q
7	2343	TSUJI Sae	JPN	28 OCT 1994	T47	Final Round 1 - Heat 1/2	2 8	7 4	<b>59.13</b> <b>1:00.19</b>	SB q =SB
8	2273	ROSS Jule	GER	15 JUN 2006	T46	Final Round 1 - Heat 2/2	3 3	8 4	<b>59.47</b> <b>1:01.08</b>	 q

<b>Legend:</b>	<b>=SB</b> Equal Season Best	<b>PB</b> Personal Best	<b>Pos</b> Position	<b>Q</b> Qualified by place
	<b>q</b> Qualified by time	<b>SB</b> Season Best		



## Results

### Résultats

Qualification: First 3 in each heat (Q) and the next 2 fastest (q) advance to the Final.

<b>WORLD RECORD</b>	<b>55.60</b>	<b>WEYERS Anrune</b>	RSA	Huizingen (BEL)	24 AUG 2019
<b>PARALYMPIC RECORD</b>	<b>55.72</b>	<b>CASTILLO CASTILLO Yunidis</b>	CUB	London (GBR)	8 SEP 2012

#### Heat 1 Start Time: 20:18

Rank	Athlete Bib	Name	NPC Code	Date of Birth	Sport Class	Lane	Result
1	2062	da SILVA Fernanda Yara	BRA	15 AUG 1986	T47	6	<b>57.56 Q</b>
2	2292	LUTERAN Petra	HUN	15 JUN 1997	T47	2	<b>58.93 Q</b>
3	2436	SOLOVEVA Anastasiia	NPA	23 APR 1997	T47	3	<b>59.00 Q</b>
4	2343	TSUJI Sae	JPN	28 OCT 1994	T47	8	<b>1:00.19 q =SB</b>
5	2122	LI Lu	CHN	9 DEC 1994	T46	4	<b>1:01.10</b>
6	2287	BANGOURA Kadiatou	GUI	25 MAY 1998	T46	5	<b>1:06.09</b>
7	2048	MUSHIRANZIGO Adeline	BDI	10 JAN 2002	T47	7	<b>1:19.78 SB</b>

#### Heat 2 Start Time: 20:24

Rank	Athlete Bib	Name	NPC Code	Date of Birth	Sport Class	Lane	Result
1	2615	VERA ANDRADE Lisbeli Marina	VEN	15 SEP 2001	T47	6	<b>58.22 Q</b>
2	2106	RUMMERY Amanda	CAN	7 AUG 1997	T46	7	<b>59.24 Q</b>
3	2056	AUGUSTO da SILVA Maria Clara	BRA	5 JUN 2004	T47	8	<b>59.28 Q</b>
4	2273	ROSS Jule	GER	15 JUN 2006	T46	3	<b>1:01.08 q</b>
5	2008	BRIOZZI Teresita Daiana	ARG	2 OCT 1997	T47	4	<b>1:01.85 SB</b>
6	2113	CERNA Amanda	CHI	3 SEP 1998	T47	5	<b>1:02.19</b>

#### Weather conditions at the beginning of the 1st heat

Temperature: 18 °C Humidity: 96 % Conditions: Overcast

<b>Legend:</b>	<b>=SB</b> Equal Season Best	<b>Q</b> Qualified by place	<b>q</b> Qualified by time	<b>SB</b> Season Best
----------------	------------------------------	-----------------------------	----------------------------	-----------------------



## Results Summary

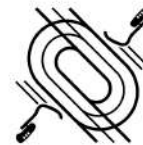
### Résumé des résultats

Qualification: First 3 in each heat (Q) and the next 2 fastest (q) advance to the Final.

<b>WORLD RECORD</b>	<b>55.60</b>	<b>WEYERS Anrune</b>	RSA	Huizingen (BEL)	24 AUG 2019
<b>PARALYMPIC RECORD</b>	<b>55.72</b>	<b>CASTILLO CASTILLO Yunidis</b>	CUB	London (GBR)	8 SEP 2012

Rank	Athlete Bib	Name	NPC Code	Sport Class	Heat	Lane	Pos	Time	
1	2062	da SILVA Fernanda Yara	BRA	T47	1	6	1	<b>57.56</b>	Q
2	2615	VERA ANDRADE Lisbeli Marina	VEN	T47	2	6	1	<b>58.22</b>	Q
3	2292	LUTERAN Petra	HUN	T47	1	2	2	<b>58.93</b>	Q
4	2436	SOLOVEVA Anastasiia	NPA	T47	1	3	3	<b>59.00</b>	Q
5	2106	RUMMERY Amanda	CAN	T46	2	7	2	<b>59.24</b>	Q
6	2056	AUGUSTO da SILVA Maria Clara	BRA	T47	2	8	3	<b>59.28</b>	Q
7	2343	TSUJI Sae	JPN	T47	1	8	4	<b>1:00.19</b>	q =SB
8	2273	ROSS Jule	GER	T46	2	3	4	<b>1:01.08</b>	q
9	2122	LI Lu	CHN	T46	1	4	5	<b>1:01.10</b>	
10	2008	BRIOZZI Teresita Daiana	ARG	T47	2	4	5	<b>1:01.85</b>	SB
11	2113	CERNA Amanda	CHI	T47	2	5	6	<b>1:02.19</b>	
12	2287	BANGOURA Kadiatou	GUI	T46	1	5	6	<b>1:06.09</b>	
13	2048	MUSHIRANZIGO Adeline	BDI	T47	1	7	7	<b>1:19.78</b>	SB

<b>Legend:</b>							
<b>=SB</b>	Equal Season Best	<b>Pos</b>	Position	<b>Q</b>	Qualified by place	<b>q</b>	Qualified by time
<b>SB</b>	Season Best						



## Results

### Résultats

#### T53 Records

<b>WORLD RECORD</b>	<b>49.43</b>	<b>DEBRUNNER Catherine</b>	SUI	Paris (FRA)	14 JUN 2024
<b>PARALYMPIC RECORD</b>	<b>54.43</b>	<b>ZHOU Hongzhuan</b>	CHN	Rio de Janeiro (BRA)	11 SEP 2016

Rank	Athlete Bib	Name	NPC Code	Date of Birth	Sport Class	Lane	Result
1	2490	DEBRUNNER Catherine	SUI	11 APR 1995	T53	5	<b>51.60</b> PR
2	2246	KINGHORN Samantha	GBR	6 JAN 1996	T53	6	<b>53.45</b>
3	2143	ZHOU Hongzhuan	CHN	12 DEC 1988	T53	7	<b>55.09</b>
4	2117	GAO Fang	CHN	6 MAR 1988	T53	8	<b>56.53</b>
5	2524	DOGANGUN Hamide	TUR	25 DEC 1993	T53	4	<b>56.90</b> SB
6	2024	BALLARD Angela	AUS	6 JUN 1982	T53	9	<b>59.12</b>
7	2053	LEWIS Jessica Cooper	BER	3 APR 1993	T53	3	<b>1:00.82</b>
8	2580	STEIN Chelsea	USA	19 MAR 2003	T53	2	<b>1:06.47</b>

#### Weather conditions

Temperature: 17 °C Humidity: 86 % Conditions: Overcast

<b>Legend:</b>	PR Paralympic Record	SB Season Best
----------------	----------------------	----------------



## Results

### Résultats

<b>WORLD RECORD</b>	<b>50.91</b>	<b>BAYEKULA Lea</b>	BEL	Paris (FRA)	14 JUN 2024
<b>PARALYMPIC RECORD</b>	<b>51.91</b>	<b>PETITCLERC Chantal</b>	CAN	Athens (GRE)	25 SEP 2004

Rank	Athlete Bib	Name	NPC Code	Date of Birth	Sport Class	Lane	Result
1	2049	BAYEKULA Lea	BEL	26 APR 1995	T54	5	<b>53.05</b>
2	2496	SCHAER Manuela	SUI	5 DEC 1984	T54	6	<b>53.14</b>
3	2145	ZHOU Zhaoqian	CHN	11 OCT 1997	T54	8	<b>54.01</b>
4	2562	DEDERICK Hannah	USA	20 NOV 2002	T54	7	<b>54.68</b>
5	2217	KOTAJA Amanda	FIN	3 JAN 1995	T54	3	<b>54.89</b>
6	2253	WOODS Melanie	GBR	12 AUG 1994	T54	9	<b>55.39</b>
7	2130	TIAN Yajuan	CHN	17 NOV 1998	T54	2	<b>55.55</b>
	2575	McFADDEN Tatyana	USA	21 APR 1989	T54	4	<b>DQ</b> R18.2(c)

#### Weather conditions

Temperature: 17 °C Humidity: 86 % Conditions: Overcast

**Note:**  
R18.2(c) - Lane infringement (races run in lanes or part of race run in lanes) - running/wheeling out of lanes

**Legend:**  
DQ Disqualified R WPA Rule





## Results Progression

Progression des résultats

<b>WORLD RECORD</b>	<b>50.91</b>	<b>BAYEKULA Lea</b>	BEL	Paris (FRA)	14 JUN 2024
<b>PARALYMPIC RECORD</b>	<b>51.91</b>	<b>PETITCLERC Chantal</b>	CAN	Athens (GRE)	25 SEP 2004

Rank	Athlete Bib	Name	NPC Code	Date of Birth	Sport Class	Phase	Lane	Pos	Time
1	2049	BAYEKULA Lea	BEL	26 APR 1995	T54	Final	5	1	<b>53.05</b>
						Round 1 - Heat 2/2	7	1	<b>52.25 Q</b>
2	2496	SCHAER Manuela	SUI	5 DEC 1984	T54	Final	6	2	<b>53.14</b>
						Round 1 - Heat 1/2	4	1	<b>53.69 Q</b>
3	2145	ZHOU Zhaoqian	CHN	11 OCT 1997	T54	Final	8	3	<b>54.01</b>
						Round 1 - Heat 1/2	3	2	<b>53.73 Q SB</b>
4	2562	DEDERICK Hannah	USA	20 NOV 2002	T54	Final	7	4	<b>54.68</b>
						Round 1 - Heat 2/2	4	2	<b>54.62 Q</b>
5	2217	KOTAJA Amanda	FIN	3 JAN 1995	T54	Final	3	5	<b>54.89</b>
						Round 1 - Heat 1/2	5	4	<b>54.28 q</b>
6	2253	WOODS Melanie	GBR	12 AUG 1994	T54	Final	9	6	<b>55.39</b>
						Round 1 - Heat 2/2	5	3	<b>55.47 Q</b>
7	2130	TIAN Yajuan	CHN	17 NOV 1998	T54	Final	2	7	<b>55.55</b>
						Round 1 - Heat 2/2	8	4	<b>55.72 q</b>
	2575	McFADDEN Tatyana	USA	21 APR 1989	T54	Final	4		<b>DQ</b> R18.2(c)
						Round 1 - Heat 1/2	8	3	<b>54.01 Q</b>

**Note:**  
R18.2(c) - Lane infringement (races run in lanes or part of race run in lanes) - running/wheeling out of lanes

**Legend:**  
**DQ** Disqualified  
**R** WPA Rule  
**Pos** Position  
**SB** Season Best  
**Q** Qualified by place  
**q** Qualified by time



## Results

### Résultats

Qualification: First 3 in each heat (Q) and the next 2 fastest (q) advance to the Final.

<b>WORLD RECORD</b>	<b>50.91</b>	<b>BAYEKULA Lea</b>	BEL	Paris (FRA)	14 JUN 2024
<b>PARALYMPIC RECORD</b>	<b>51.91</b>	<b>PETITCLERC Chantal</b>	CAN	Athens (GRE)	25 SEP 2004

#### Heat 1 Start Time: 12:57

Rank	Athlete Bib	Name	NPC Code	Date of Birth	Sport Class	Lane	Result
1	2496	SCHAER Manuela	SUI	5 DEC 1984	T54	4	53.69 Q
2	2145	ZHOU Zhaoqian	CHN	11 OCT 1997	T54	3	53.73 Q SB
3	2575	McFADDEN Tatyana	USA	21 APR 1989	T54	8	54.01 Q
4	2217	KOTAJA Amanda	FIN	3 JAN 1995	T54	5	54.28 q
5	2086	SOARES GIACOMELLI	BRA	4 MAR 1999	T54	6	56.29
6	2492	HELBLING Alexandra	SUI	25 OCT 1993	T54	7	L 57.26

#### Heat 2 Start Time: 13:03

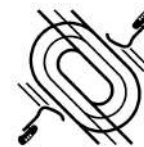
Rank	Athlete Bib	Name	NPC Code	Date of Birth	Sport Class	Lane	Result
1	2049	BAYEKULA Lea	BEL	26 APR 1995	T54	7	52.25 Q
2	2562	DEDERICK Hannah	USA	20 NOV 2002	T54	4	54.62 Q
3	2253	WOODS Melanie	GBR	12 AUG 1994	T54	5	55.47 Q
4	2130	TIAN Yajuan	CHN	17 NOV 1998	T54	8	55.72 q
5	2404	ALPHONSE Noemi	MRI	23 NOV 1995	T54	9	56.04
6	2494	MUSSINELLI Licia	SUI	14 DEC 2000	T54	6	57.96
7	2417	BABALOLA Hannah	NGR	23 SEP 1988	T54	3	1:01.37

#### Weather conditions at the beginning of the 1st heat

Temperature: 16 °C Humidity: 95 % Conditions: Light rain

**Note:**  
R18.5(c) - Lane infringement (races run in lanes or part) - on the bend touches the line or kerb on their left. Two further pushes of push-rim or two further steps.

**Legend:**  
L Lane Infringement Q Qualified by place q Qualified by time SB Season Best



## Results Summary

### Résumé des résultats

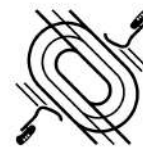
Qualification: First 3 in each heat (Q) and the next 2 fastest (q) advance to the Final.

<b>WORLD RECORD</b>	<b>50.91</b>	<b>BAYEKULA Lea</b>	BEL	Paris (FRA)	14 JUN 2024
<b>PARALYMPIC RECORD</b>	<b>51.91</b>	<b>PETITCLERC Chantal</b>	CAN	Athens (GRE)	25 SEP 2004

Rank	Athlete Bib	Name	NPC Code	Sport Class	Heat	Lane	Pos	Time
1	2049	<b>BAYEKULA Lea</b>	BEL	T54	2	7	1	<b>52.25 Q</b>
2	2496	<b>SCHAER Manuela</b>	SUI	T54	1	4	1	<b>53.69 Q</b>
3	2145	<b>ZHOU Zhaoqian</b>	CHN	T54	1	3	2	<b>53.73 Q SB</b>
4	2575	<b>McFADDEN Tatyana</b>	USA	T54	1	8	3	<b>54.01 Q</b>
5	2217	<b>KOTAJA Amanda</b>	FIN	T54	1	5	4	<b>54.28 q</b>
6	2562	<b>DEDERICK Hannah</b>	USA	T54	2	4	2	<b>54.62 Q</b>
7	2253	<b>WOODS Melanie</b>	GBR	T54	2	5	3	<b>55.47 Q</b>
8	2130	<b>TIAN Yajuan</b>	CHN	T54	2	8	4	<b>55.72 q</b>
9	2404	<b>ALPHONSE Noemi</b>	MRI	T54	2	9	5	<b>56.04</b>
10	2086	<b>SOARES GIACOMELLI Jessica Gabrieli</b>	BRA	T54	1	6	5	<b>56.29</b>
11	2492	<b>HELBLING Alexandra</b>	SUI	T54	1	7	6 L	<b>57.26</b>
12	2494	<b>MUSSINELLI Licia</b>	SUI	T54	2	6	6	<b>57.96</b>
13	2417	<b>BABALOLA Hannah</b>	NGR	T54	2	3	7	<b>1:01.37</b>

**Note:**  
R18.5(c) - Lane infringement (races run in lanes or part) - on the bend touches the line or kerb on their left. Two further pushes of push-rim or two further steps.

Legend:		Pos	Position	Q	Qualified by place	q	Qualified by time
L	Lane Infringement						
SB	Season Best						



## Results

### Résultats

<b>WORLD RECORD</b>	<b>1:44.43</b>	<b>COCKROFT Hannah</b>	GBR	Sharjah (UAE)	20 FEB 2023
<b>PARALYMPIC RECORD</b>	<b>1:48.99</b>	<b>COCKROFT Hannah</b>	GBR	Tokyo (JPN)	4 SEP 2021

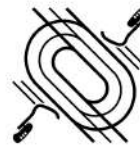
Rank	Athlete Bib	Name	NPC Code	Date of Birth	Sport Class	Lane	Result
1	2242	COCKROFT Hannah	GBR	30 JUL 1992	T34	8	<b>1:55.44</b>
2	2238	ADENEGAN Kare	GBR	29 DEC 2000	T34	5	<b>2:03.12</b>
3	2569	HOUSTON Eva	USA	24 JAN 2001	T34	7	<b>2:05.94</b>
4	2239	ANDRE Fabienne	GBR	20 SEP 1996	T34	2	<b>2:06.86</b>
5	2121	LAN Hanyu	CHN	7 JUL 2007	T34	6	<b>2:11.97</b>
6	2334	ONODERA Moe	JPN	30 DEC 2003	T34	4	<b>2:15.85</b> SB
7	2126	LIU Panpan	CHN	5 MAY 2001	T34	9	<b>2:18.82</b>
8	2564	FIELDS Lauren	USA	20 MAR 2006	T34	3	<b>2:33.51</b>

Intermediate Times      400m      57.47      2242 COCKROFT Hannah (GBR)

#### Weather conditions

Temperature: 20 °C      Humidity: 84 %      Conditions: Sunny intervals

Legend:  
SB Season Best



## Results

### Résultats

#### T53 Records

<b>WORLD RECORD</b>	<b>1:37.96</b>	<b>DEBRUNNER Catherine</b>	SUI	Sharjah (UAE)	4 FEB 2024
<b>PARALYMPIC RECORD</b>	<b>1:45.99</b>	<b>de ROZARIO Madison</b>	AUS	Tokyo (JPN)	29 AUG 2021

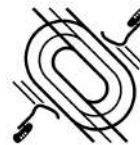
Rank	Athlete Bib	Name	NPC Code	Date of Birth	Sport Class	Lane	Result
1	2490	DEBRUNNER Catherine	SUI	11 APR 1995	T53	7	<b>1:41.04</b> PR
2	2246	KINGHORN Samantha	GBR	6 JAN 1996	T53	4	<b>1:42.96</b>
3	2143	ZHOU Hongzhuan	CHN	12 DEC 1988	T53	5	<b>1:46.83</b> AR
4	2524	DOGANGUN Hamide	TUR	25 DEC 1993	T53	8	<b>1:51.70</b> SB
5	2117	GAO Fang	CHN	6 MAR 1988	T53	3	<b>1:51.81</b> PB
6	2024	BALLARD Angela	AUS	6 JUN 1982	T53	6	<b>1:56.83</b>
7	2580	STEIN Chelsea	USA	19 MAR 2003	T53	2	<b>2:11.91</b>

Intermediate Times      400m      50.54      2490 DEBRUNNER Catherine (SUI)

#### Weather conditions

Temperature: 27 °C      Humidity: 53 %      Conditions: Partly cloudy

<b>Legend:</b>	<b>AR</b> Area Record	<b>PB</b> Personal Best	<b>PR</b> Paralympic Record	<b>SB</b> Season Best
----------------	-----------------------	-------------------------	-----------------------------	-----------------------



Results  
Résultats

**REVISED**  
1 SEP 19:35

<b>WORLD RECORD</b>	<b>1:41.47</b>	<b>SCHAER Manuela</b>	SUI	Nottwil (SUI)	18 AUG 2019
<b>PARALYMPIC RECORD</b>	<b>1:42.81</b>	<b>SCHAER Manuela</b>	SUI	Tokyo (JPN)	29 AUG 2021

Rank	Athlete Bib	Name	NPC Code	Date of Birth	Sport Class	Lane	Result
1	2496	SCHAER Manuela	SUI	5 DEC 1984	T54	6	<b>1:42.36</b> PR,SB
2	2145	ZHOU Zhaoqian	CHN	11 OCT 1997	T54	3	<b>1:43.24</b> PB
3	2579	SCARONI Susannah	USA	16 MAY 1991	T54	7	<b>1:43.42</b>
4	2575	McFADDEN Tatyana	USA	21 APR 1989	T54	5	<b>1:43.58</b> SB
5	2049	BAYEKULA Lea	BEL	26 APR 1995	T54	8 YC	<b>1:43.63</b> PB
6	2253	WOODS Melanie	GBR	12 AUG 1994	T54	4	<b>1:43.85</b> PB
7	2562	DEDERICK Hannah	USA	20 NOV 2002	T54	9	<b>1:48.20</b>
8	2130	TIAN Yajuan	CHN	17 NOV 1998	T54	2	<b>1:48.49</b>

Intermediate Times      400m      52.44      2049 BAYEKULA Lea (BEL)

Weather conditions

Temperature: 27 °C      Humidity: 53 %      Conditions: Partly cloudy

**Note:**  
Yellow Card - Athlete BAYEKULA Lea - R8.1 - Unsporting or improper conduct (may be direct to a Red Card).

**Legend:**  
PB Personal Best      PR Paralympic Record      SB Season Best      YC Yellow Card

**REVISED** Yellow Card was added for athlete BAYEKULA Lea (BEL).



## Results Progression

Progression des résultats

**REVISED**

1 SEP 19:35

<b>WORLD RECORD</b>	<b>1:41.47</b>	<b>SCHAER Manuela</b>	SUI	Nottwil (SUI)	18 AUG 2019
<b>PARALYMPIC RECORD</b>	<b>1:42.81</b>	<b>SCHAER Manuela</b>	SUI	Tokyo (JPN)	29 AUG 2021

Rank	Athlete Bib	Name	NPC Code	Date of Birth	Sport Class	Phase	Lane	Pos	Time	
1	2496	<b>SCHAER Manuela</b>	SUI	5 DEC 1984	T54	Final Round 1 - Heat 1/2	6 5	1 2	<b>1:42.36</b> <b>1:45.62</b>	PR,SB Q
2	2145	<b>ZHOU Zhaoqian</b>	CHN	11 OCT 1997	T54	Final Round 1 - Heat 2/2	3 2	2 3	<b>1:43.24</b> <b>1:47.47</b>	PB Q SB
3	2579	<b>SCARONI Susannah</b>	USA	16 MAY 1991	T54	Final Round 1 - Heat 2/2	7 5	3 2	<b>1:43.42</b> <b>1:47.37</b>	Q
4	2575	<b>McFADDEN Tatyana</b>	USA	21 APR 1989	T54	Final Round 1 - Heat 2/2	5 3	4 1	<b>1:43.58</b> <b>1:47.22</b>	SB Q
5	2049	<b>BAYEKULA Lea</b>	BEL	26 APR 1995	T54	Final Round 1 - Heat 1/2	8 7	5 YC 1	<b>1:43.63</b> <b>1:45.42</b>	PB Q
6	2253	<b>WOODS Melanie</b>	GBR	12 AUG 1994	T54	Final Round 1 - Heat 1/2	4 3	6 3	<b>1:43.85</b> <b>1:45.81</b>	PB Q PB
7	2562	<b>DEDERICK Hannah</b>	USA	20 NOV 2002	T54	Final Round 1 - Heat 1/2	9 2	7 4	<b>1:48.20</b> <b>1:46.30</b>	q PB
8	2130	<b>TIAN Yajuan</b>	CHN	17 NOV 1998	T54	Final Round 1 - Heat 1/2	2 4	8 5	<b>1:48.49</b> <b>1:47.48</b>	q SB

**Note:**  
Yellow Card - Athlete BAYEKULA Lea - R8.1 - Unsporting or improper conduct (may be direct to a Red Card).

**Legend:**  
**PB** Personal Best      **Pos** Position      **PR** Paralympic Record      **Q** Qualified by place  
**q** Qualified by time      **R** WPA Rule      **SB** Season Best      **YC** Yellow Card

**REVISED** Yellow Card was added for athlete BAYEKULA Lea (BEL).



## Results

### Résultats

Qualification: First 3 in each heat (Q) and the next 2 fastest (q) advance to the Final.

<b>WORLD RECORD</b>	<b>1:41.47</b>	<b>SCHAER Manuela</b>	SUI	Nottwil (SUI)	18 AUG 2019
<b>PARALYMPIC RECORD</b>	<b>1:42.81</b>	<b>SCHAER Manuela</b>	SUI	Tokyo (JPN)	29 AUG 2021

#### Heat 1 Start Time: 11:25

Rank	Athlete Bib	Name	NPC Code	Date of Birth	Sport Class	Lane	Result
1	2049	BAYEKULA Lea	BEL	26 APR 1995	T54	7	1:45.42 Q
2	2496	SCHAER Manuela	SUI	5 DEC 1984	T54	5	1:45.62 Q
3	2253	WOODS Melanie	GBR	12 AUG 1994	T54	3	1:45.81 Q PB
4	2562	DEDERICK Hannah	USA	20 NOV 2002	T54	2	1:46.30 q PB
5	2130	TIAN Yajuan	CHN	17 NOV 1998	T54	4	1:47.48 q SB
6	2268	MENJE Merle Marie	GER	19 AUG 2004	T54	6	1:52.83
7	2070	dos SANTOS ROCHA Aline	BRA	20 FEB 1991	T54	8	1:53.04

Intermediate Times: 400m 54.83 2049 BAYEKULA Lea (BEL)

#### Heat 2 Start Time: 11:34

Rank	Athlete Bib	Name	NPC Code	Date of Birth	Sport Class	Lane	Result
1	2575	McFADDEN Tatyana	USA	21 APR 1989	T54	3	1:47.22 Q
2	2579	SCARONI Susannah	USA	16 MAY 1991	T54	5	1:47.37 Q
3	2145	ZHOU Zhaoqian	CHN	11 OCT 1997	T54	2	1:47.47 Q SB
4	2491	EACHUS Patricia	SUI	26 SEP 1989	T54	6	1:47.60
5	2068	de SOUZA Vanessa Cristina	BRA	20 NOV 1989	T54	4	1:50.29
6	2404	ALPHONSE Noemi	MRI	23 NOV 1995	T54	7	1:51.04
7	2086	SOARES GIACOMELLI	BRA	4 MAR 1999	T54	8	1:59.55

Intermediate Times: 400m 55.15 2575 McFADDEN Tatyana (USA)

#### Weather conditions at the beginning of the 1st heat

Temperature: 26 °C Humidity: 73 % Conditions: Sunny

<b>Legend:</b>	<b>PB</b> Personal Best	<b>Q</b> Qualified by place	<b>q</b> Qualified by time	<b>SB</b> Season Best
----------------	-------------------------	-----------------------------	----------------------------	-----------------------





## Results Summary

### Résumé des résultats

Qualification: First 3 in each heat (Q) and the next 2 fastest (q) advance to the Final.

<b>WORLD RECORD</b>	<b>1:41.47</b>	<b>SCHAER Manuela</b>	SUI	Nottwil (SUI)	18 AUG 2019
<b>PARALYMPIC RECORD</b>	<b>1:42.81</b>	<b>SCHAER Manuela</b>	SUI	Tokyo (JPN)	29 AUG 2021

Rank	Athlete Bib	Name	NPC Code	Sport Class	Heat	Lane	Pos	Time
1	2049	<b>BAYEKULA Lea</b>	BEL	T54	1	7	1	<b>1:45.42 Q</b>
2	2496	<b>SCHAER Manuela</b>	SUI	T54	1	5	2	<b>1:45.62 Q</b>
3	2253	<b>WOODS Melanie</b>	GBR	T54	1	3	3	<b>1:45.81 Q PB</b>
4	2562	<b>DEDERICK Hannah</b>	USA	T54	1	2	4	<b>1:46.30 q PB</b>
5	2575	<b>McFADDEN Tatyana</b>	USA	T54	2	3	1	<b>1:47.22 Q</b>
6	2579	<b>SCARONI Susannah</b>	USA	T54	2	5	2	<b>1:47.37 Q</b>
7	2145	<b>ZHOU Zhaoqian</b>	CHN	T54	2	2	3	<b>1:47.47 Q SB</b>
8	2130	<b>TIAN Yajuan</b>	CHN	T54	1	4	5	<b>1:47.48 q SB</b>
9	2491	<b>EACHUS Patricia</b>	SUI	T54	2	6	4	<b>1:47.60</b>
10	2068	<b>de SOUZA Vanessa Cristina</b>	BRA	T54	2	4	5	<b>1:50.29</b>
11	2404	<b>ALPHONSE Noemi</b>	MRI	T54	2	7	6	<b>1:51.04</b>
12	2268	<b>MENJE Merle Marie</b>	GER	T54	1	6	6	<b>1:52.83</b>
13	2070	<b>dos SANTOS ROCHA Aline</b>	BRA	T54	1	8	7	<b>1:53.04</b>
14	2086	<b>SOARES GIACOMELLI Jessica Gabrieli</b>	BRA	T54	2	8	7	<b>1:59.55</b>

<b>Legend:</b>						
<b>PB</b>	Personal Best	<b>Pos</b>	Position	<b>Q</b>	Qualified by place	<b>q</b> Qualified by time
<b>SB</b>	Season Best					



## Results

### Résultats

<b>WORLD RECORD</b>	<b>4:31.77</b>	<b>TESFAW Yayesh Gate</b>	ETH	Kobe (JPN)	18 MAY 2024
<b>PARALYMPIC RECORD</b>	<b>4:37.40</b>	<b>RODRIGUEZ SAAVEDRA Monica Olivia</b>	MEX	Tokyo (JPN)	30 AUG 2021

Rank	Athlete Bib	Name	NPC Code	Date of Birth	Sport Class	Order	Result
1	2212	<b>TESFAW Yayesh Gate</b> Guide GIRMA Kindu Sisay	ETH	28 FEB 1997 29 OCT 1993	T11	2	<b>4:27.68</b> WR
2	2119	<b>HE Shanshan</b> Guide YOU Junjie	CHN	13 AUG 1999 25 AUG 1996	T11	6	<b>4:32.82</b> AR
3	2483	<b>COETZEE Louzanne</b> Guide BADENHORST Erasmus	RSA	18 APR 1993 11 MAY 1995	T11	4	<b>4:35.49</b> PB
4	2355	<b>NJOROGE Mary Waithera</b> Guide BOIT James	KEN	3 JAN 1984 7 AUG 1984	T11	1	<b>4:41.48</b> PB
5	2354	<b>KOECH Nancy Chelangat</b> Guide ROTICH Geoffrey Kiplangat	KEN	16 APR 1995 6 FEB 1989	T11	5	<b>4:45.10</b> SB
6	2464	<b>MAZUR Joanna</b> Guide STAWICKI Michal	POL	13 MAR 1990 5 JUL 1984	T11	3	<b>4:59.71</b>

Intermediate Times	400m	1:08.58	2355	NJOROGE Mary Waithera (KEN)
	800m	2:24.22	2355	NJOROGE Mary Waithera (KEN)
	1200m	3:38.06	2212	TESFAW Yayesh Gate (ETH)

#### Weather conditions

Temperature: 21 °C Humidity: 81 % Conditions: Sunny

<b>Legend:</b>	<b>AR</b> Area Record	<b>PB</b> Personal Best	<b>SB</b> Season Best	<b>WR</b> World Record
----------------	-----------------------	-------------------------	-----------------------	------------------------



## Results Progression

Progression des résultats

<b>WORLD RECORD</b>	<b>4:31.77</b>	<b>TESFAW Yayesh Gate</b>	ETH	Kobe (JPN)	18 MAY 2024
<b>PARALYMPIC RECORD</b>	<b>4:37.40</b>	<b>RODRIGUEZ SAAVEDRA Monica Olivia</b>	MEX	Tokyo (JPN)	30 AUG 2021

Rank	Athlete Bib	Name	NPC Code	Date of Birth	Sport Class	Phase	Pos	Time	
1	2212	<b>TESFAW Yayesh Gate</b>	ETH	28 FEB 1997	T11	Final	1	<b>4:27.68</b>	WR
				29 OCT 1993		Round 1 - Heat 1/3	1	<b>4:46.34</b>	Q
2	2119	<b>HE Shanshan</b>	CHN	13 AUG 1999	T11	Final	2	<b>4:32.82</b>	AR
				25 AUG 1996		Round 1 - Heat 3/3	1	<b>4:44.66</b>	Q
3	2483	<b>COETZEE Louzanne</b>	RSA	18 APR 1993	T11	Final	3	<b>4:35.49</b>	PB
				11 MAY 1995		Round 1 - Heat 3/3	2	<b>4:45.25</b>	q SB
4	2355	<b>NJOROGE Mary Waihera</b>	KEN	3 JAN 1984	T11	Final	4	<b>4:41.48</b>	PB
				7 AUG 1984		Round 1 - Heat 1/3	2 YC	<b>4:50.42</b>	q SB
5	2354	<b>KOECH Nancy Chelangat</b>	KEN	16 APR 1995	T11	Final	5	<b>4:45.10</b>	SB
				6 FEB 1989		Round 1 - Heat 2/3	1	<b>4:55.24</b>	Q SB
6	2464	<b>MAZUR Joanna</b>	POL	13 MAR 1990	T11	Final	6	<b>4:59.71</b>	
				5 JUL 1984		Round 1 - Heat 2/3	2	<b>4:56.30</b>	q

**Note:**

Yellow Card - Athlete NJOROGE Mary Waihera - R6.16.1 - Noncompliance of equipment – racing chairs, running frames, throwing frames, prosthetic devices, helmets, tethers and eye masks/opaque glasses.

**Legend:**

<b>AR</b>	Area Record	<b>PB</b>	Personal Best	<b>Pos</b>	Position	<b>Q</b>	Qualified by place
<b>q</b>	Qualified by time	<b>R</b>	WPA Rule	<b>SB</b>	Season Best	<b>WR</b>	World Record
<b>YC</b>	Yellow Card						



## Results

### Résultats

Qualification: First in each heat (Q) and the next 3 fastest (q) advance to the Final.

<b>WORLD RECORD</b>	<b>4:31.77</b>	<b>TESFAW Yayesh Gate</b>	ETH	Kobe (JPN)	18 MAY 2024
<b>PARALYMPIC RECORD</b>	<b>4:37.40</b>	<b>RODRIGUEZ SAAVEDRA Monica Olivia</b>	MEX	Tokyo (JPN)	30 AUG 2021

#### Heat 1 Start Time: 10:09

Rank	Athlete Bib	Name	NPC Code	Date of Birth	Sport Class	Order	Result
1	2212	<b>TESFAW Yayesh Gate</b>	ETH	28 FEB 1997	T11	3	<b>4:46.34 Q</b>
		Guide GIRMA Kindu Sisay		29 OCT 1993			
2	2355	<b>NJOROGE Mary Waithera</b>	KEN	3 JAN 1984	T11	4	YC <b>4:50.42 q SB</b>
		Guide BOIT James		7 AUG 1984			
3	2455	<b>MAMANI QUISPE Neri Roxana</b>	PER	14 JUN 1998	T11	5	<b>4:59.74 PB</b>
		Guide CUSI HUAMAN Aldo Milagro		12 SEP 1998			
4	2613	<b>SUAREZ DELGADO Irene Alejandra</b>	VEN	15 NOV 1987	T11	1	<b>5:07.13 PB</b>
		Guide MENDEZ Victor		14 NOV 1999			
5	2357	<b>ZHUZBAEVA Gulnaz</b>	KGZ	12 OCT 1983	T11	2	<b>6:11.36 PB</b>
		Guide FERNAS Iuliia		20 OCT 1984			

Intermediate Times:

400m	1:12.50	2212	TESFAW Yayesh Gate (ETH)
800m	2:31.25	2212	TESFAW Yayesh Gate (ETH)
1200m	3:50.42	2212	TESFAW Yayesh Gate (ETH)

#### Heat 2 Start Time: 10:18

Rank	Athlete Bib	Name	NPC Code	Date of Birth	Sport Class	Order	Result
1	2354	<b>KOECH Nancy Chelangat</b>	KEN	16 APR 1995	T11	2	<b>4:55.24 Q SB</b>
		Guide ROTICH Geoffrey Kiplangat		6 FEB 1989			
2	2464	<b>MAZUR Joanna</b>	POL	13 MAR 1990	T11	4	<b>4:56.30 q</b>
		Guide STAWICKI Michal		5 JUL 1984			
3	2392	<b>RODRIGUEZ SAAVEDRA</b>	MEX	14 JUN 1989	T11	3	<b>5:00.23 SB</b>
		Guide RODRIGUEZ COMPARAN		10 AUG 1990			
4	2077	<b>MULLER Camila</b>	BRA	29 DEC 1994	T11	1	<b>5:03.01 PB</b>
		Guide SILVA dos SANTOS Marcos Jose		28 AUG 2001			

Intermediate Times:

400m	1:20.03	2354	KOECH Nancy Chelangat (KEN)
800m	2:39.63	2354	KOECH Nancy Chelangat (KEN)
1200m	4:00.74	2354	KOECH Nancy Chelangat (KEN)

#### Heat 3 Start Time: 10:27

Rank	Athlete Bib	Name	NPC Code	Date of Birth	Sport Class	Order	Result
1	2119	<b>HE Shanshan</b>	CHN	13 AUG 1999	T11	1	<b>4:44.66 Q</b>
		Guide YOU Junjie		25 AUG 1996			
2	2483	<b>COETZEE Louzanne</b>	RSA	18 APR 1993	T11	2	<b>4:45.25 q SB</b>
		Guide BADENHORST Erasmus		11 MAY 1995			
3	2353	<b>JEPKEMEI Priscah</b>	KEN	28 FEB 1990	T11	3	<b>5:03.11</b>
		Guide LAGAT Kenneth		2 JAN 1985			
4	2302	<b>RAJU Rakshitha</b>	IND	15 JAN 2001	T11	4	<b>5:29.92</b>
		Guide BALAKRISHNA Rahul		25 MAY 1991			

Intermediate Times:

400m	1:09.42	2353	JEPKEMEI Priscah (KEN)
800m	2:31.62	2483	COETZEE Louzanne (RSA)
1200m	3:48.89	2483	COETZEE Louzanne (RSA)



## Results

Résultats

### Weather conditions at the beginning of the 1st heat

Temperature: 24 °C Humidity: 84 % Conditions: Sunny intervals

**Note:**  
Yellow Card - Athlete NJOROGÉ Mary Waitheira - R6.16.1 - Noncompliance of equipment – racing chairs, running frames, throwing frames, prosthetic devices, helmets, tethers and eye masks/opaque glasses.

**Legend:**  
**PB** Personal Best      **Q** Qualified by place      **q** Qualified by time      **SB** Season Best  
**YC** Yellow Card



## Results Summary

### Résumé des résultats

Qualification: First in each heat (Q) and the next 3 fastest (q) advance to the Final.

<b>WORLD RECORD</b>	<b>4:31.77</b>	<b>TESFAW Yayesh Gate</b>	ETH	Kobe (JPN)	18 MAY 2024
<b>PARALYMPIC RECORD</b>	<b>4:37.40</b>	<b>RODRIGUEZ SAAVEDRA Monica Olivia</b>	MEX	Tokyo (JPN)	30 AUG 2021

Rank	Athlete Bib	Name	NPC Code	Sport Class	Heat	Order	Pos	Time	
1	2119	<b>HE Shanshan</b> Guide YOU Junjie	CHN	T11	3	1	1	<b>4:44.66</b>	Q
2	2483	<b>COETZEE Louzanne</b> Guide BADENHORST Erasmus	RSA	T11	3	2	2	<b>4:45.25</b>	q SB
3	2212	<b>TESFAW Yayesh Gate</b> Guide GIRMA Kindu Sisay	ETH	T11	1	3	1	<b>4:46.34</b>	Q
4	2355	<b>NJOROGE Mary Waithera</b> Guide BOIT James	KEN	T11	1	4	2	<b>4:50.42</b>	q SB YC
5	2354	<b>KOECH Nancy Chelangat</b> Guide ROTICH Geoffrey Kiplangat	KEN	T11	2	2	1	<b>4:55.24</b>	Q SB
6	2464	<b>MAZUR Joanna</b> Guide STAWICKI Michal	POL	T11	2	4	2	<b>4:56.30</b>	q
7	2455	<b>MAMANI QUISPE Neri Roxana</b> Guide CUSI HUAMAN Aldo Milagro	PER	T11	1	5	3	<b>4:59.74</b>	PB
8	2392	<b>RODRIGUEZ SAAVEDRA Monica Olivia</b> Guide RODRIGUEZ COMPARAN	MEX	T11	2	3	3	<b>5:00.23</b>	SB
9	2077	<b>MULLER Camila</b> Guide SILVA dos SANTOS Marcos Jose	BRA	T11	2	1	4	<b>5:03.01</b>	PB
10	2353	<b>JEPKEMEI Priscah</b> Guide LAGAT Kenneth	KEN	T11	3	3	3	<b>5:03.11</b>	
11	2613	<b>SUAREZ DELGADO Irene Alejandra</b> Guide MENDEZ Victor	VEN	T11	1	1	4	<b>5:07.13</b>	PB
12	2302	<b>RAJU Rakshitha</b> Guide BALAKRISHNA Rahul	IND	T11	3	4	4	<b>5:29.92</b>	
13	2357	<b>ZHUZBAEVA Gulnaz</b> Guide FERNAS Iuliia	KGZ	T11	1	2	5	<b>6:11.36</b>	PB

**Note:**  
Yellow Card - Athlete NJOROGE Mary Waithera - R6.16.1 - Noncompliance of equipment – racing chairs, running frames, throwing frames, prosthetic devices, helmets, tethers and eye masks/opaque glasses.

<b>Legend:</b>	<b>PB</b> Personal Best	<b>Pos</b> Position	<b>Q</b> Qualified by place	<b>q</b> Qualified by time
	<b>SB</b> Season Best	<b>YC</b> Yellow Card		



## Results

### Résultats

#### T12 Records

<b>WORLD RECORD</b>	<b>4:19.20</b>	<b>EL HANNOUNI Assia</b>	FRA	Beijing (CHN)	14 SEP 2008
<b>PARALYMPIC RECORD</b>	<b>4:19.20</b>	<b>EL HANNOUNI Assia</b>	FRA	Beijing (CHN)	14 SEP 2008

#### T13 Records

<b>WORLD RECORD</b>	<b>4:05.27</b>	<b>RUNYAN Marla</b>	USA	Seville (ESP)	1 JAN 1999
<b>PARALYMPIC RECORD</b>	<b>4:21.45</b>	<b>BOUSAID Somaya</b>	TUN	Rio de Janeiro (BRA)	10 SEP 2016

Rank	Athlete Bib	Name	NPC Code	Date of Birth	Sport Class	Order	Result
1	2211	<b>MENIGSTU Tigist Gezahagn</b>	ETH	12 MAR 2000	T13	7	<b>4:22.39</b>
2	2372	<b>EL IDRISSE Fatima Ezzahra</b>	MAR	19 JUL 1995	T12	8	<b>4:22.98</b> SB
3	2560	<b>CORSO Liza</b>	USA	10 JUL 2003	T13	10	<b>4:23.45</b> SB
4	2317	<b>STREIMIKYTE Greta</b>	IRL	24 AUG 1995	T13	5	<b>4:32.28</b> AR
5	2510	<b>BOUSAID Somaya</b>	TUN	5 MAY 1980	T13	6	<b>4:34.87</b>
6	2538	<b>OROMA Peace</b>	UGA	6 JUN 1996	T13	2	<b>4:38.60</b> PB
7	2162	<b>OSORIO Francy</b> Guide HIGUERA OCAMPO William Jair	COL	2 JAN 1983 30 DEC 1995	T12	11 YC	<b>4:40.70</b> SB
8	2431	<b>PAUTOVA Elena</b>	NPA	22 JAN 1986	T13	9	<b>4:49.57</b> SB
9	2100	<b>GAUNT Keegan</b>	CAN	27 APR 2000	T13	1	<b>4:51.43</b>
10	2066	<b>de JESUS SANTOS Edneusa</b> Guide ANDRE Thiago	BRA	28 JUL 1976 4 AUG 1995	T12	3	<b>5:16.28</b> SB
	2394	<b>VELASCO MALDONADO</b>	MEX	24 AUG 1995	T12	4	<b>DQ</b> R7.9.5

Intermediate Times	400m	1:10.35	2211	MENIGSTU Tigist Gezahagn (ETH)
	800m	2:23.01	2211	MENIGSTU Tigist Gezahagn (ETH)
	1200m	3:33.15	2211	MENIGSTU Tigist Gezahagn (ETH)

#### Weather conditions

Temperature: 24 °C Humidity: 77 % Conditions: Overcast

<b>Note:</b> Yellow Card - Athlete OSORIO Francy - R6.16.1 - Noncompliance of equipment – racing chairs, running frames, throwing frames, prosthetic devices, helmets, tethers and eye masks/ opaque glasses. R7.9.5 - Failure of athlete/guide runner to comply with Rule 7.9 (i.e. releasing tether before finish, shortening tether)
---

<b>Legend:</b> AR Area Record SB Season Best DQ Disqualified YC Yellow Card PB Personal Best R WPA Rule
---



## Results

Résultats

<b>WORLD RECORD</b>	<b>4:23.37</b>	<b>BIEGANOWSKA-ZAJAC Barbara</b>	POL	Stadskanaal (NED)	28 JUN 2012
<b>PARALYMPIC RECORD</b>	<b>4:24.37</b>	<b>BIEGANOWSKA-ZAJAC Barbara</b>	POL	Rio de Janeiro (BRA)	16 SEP 2016

Rank	Athlete Bib	Name	NPC Code	Date of Birth	Sport Class	Order	Result	
1	2457	BIEGANOWSKA-ZAJAC Barbara	POL	1 SEP 1981	T20	8	<b>4:26.06</b>	SB
2	2540	DANYLINA Liudmyla	UKR	11 SEP 1985	T20	1	<b>4:28.40</b>	PB
3	2064	da SILVA BARROS Antonia Keyla	BRA	20 SEP 1994	T20	4	<b>4:29.40</b>	AR
4	2028	COLMAN Annabelle	AUS	2 MAR 2004	T20	7	<b>4:31.54</b>	AR
5	2252	TAUNTON Hannah	GBR	31 MAY 1991	T20	9	<b>4:38.98</b>	SB
6	2557	BOUNDS Kaitlin	USA	9 NOV 1991	T20	3	<b>4:40.30</b>	PB
7	2290	BIACSI Ilona	HUN	29 DEC 1985	T20	5	<b>4:54.41</b>	
8	2289	BIACSI Bernadett	HUN	29 DEC 1985	T20	2	<b>5:00.12</b>	
9	2344	YAMAMOTO Moeko	JPN	27 JAN 1998	T20	6	<b>5:16.70</b>	

<b>Intermediate Times</b>	400m	1:12.06	2457	BIEGANOWSKA-ZAJAC Barbara (POL)
	800m	2:26.21	2457	BIEGANOWSKA-ZAJAC Barbara (POL)
	1200m	3:38.75	2457	BIEGANOWSKA-ZAJAC Barbara (POL)

### Weather conditions

Temperature: 17 °C      Humidity: 84 %      Conditions: Partly cloudy

<b>Legend:</b>	<b>AR</b> Area Record	<b>PB</b> Personal Best	<b>SB</b> Season Best
----------------	-----------------------	-------------------------	-----------------------





## Results

### Résultats

<b>WORLD RECORD</b>	<b>3:05.41</b>	<b>DEBRUNNER Catherine</b>	SUI	Nottwil (SUI)	8 JUN 2024
<b>PARALYMPIC RECORD</b>	<b>3:19.84</b>	<b>SCARONI Susannah</b>	USA	Paris (FRA)	2 SEP 2024

Rank	Athlete Bib	Name	NPC Code	Date of Birth	Sport Class	Order	Result	
1	2490	DEBRUNNER Catherine	SUI	11 APR 1995	T53	5	<b>3:13.10</b>	PR
2	2246	KINGHORN Samantha	GBR	6 JAN 1996	T53	4	<b>3:16.01</b>	
3	2579	SCARONI Susannah	USA	16 MAY 1991	T54	9	<b>3:16.68</b>	
4	2491	EACHUS Patricia	SUI	26 SEP 1989	T54	10	<b>3:18.38</b>	
5	2031	de ROZARIO Madison	AUS	24 NOV 1993	T53	3	<b>3:20.32</b>	
6	2130	TIAN Yajuan	CHN	17 NOV 1998	T54	6	<b>3:20.54</b>	
7	2250	RAINBOW-COOPER Eden	GBR	17 MAY 2001	T54	11	<b>3:22.09</b>	
8	2253	WOODS Melanie	GBR	12 AUG 1994	T54	8	<b>3:23.37</b>	
9	2070	dos SANTOS ROCHA Aline	BRA	20 FEB 1991	T54	1	<b>3:23.43</b>	
10	2145	ZHOU Zhaoqian	CHN	11 OCT 1997	T54	2	<b>3:53.20</b>	
	2496	SCHAER Manuela	SUI	5 DEC 1984	T54	7	<b>DQ</b>	R18.4

Intermediate Times	400m	52.63	2490	DEBRUNNER Catherine (SUI)
	800m	1:46.34	2490	DEBRUNNER Catherine (SUI)
	1200m	2:36.65	2490	DEBRUNNER Catherine (SUI)

#### Weather conditions

Temperature: 19 °C      Humidity: 90 %      Conditions: Overcast

**Note:**  
R18.4 - Obstruction in wheelchair and frame running races on overtaking another athlete

**Legend:**  
DQ Disqualified      PR Paralympic Record      R WPA Rule



## Results Progression

Progression des résultats

<b>WORLD RECORD</b>	<b>3:05.41</b>	<b>DEBRUNNER Catherine</b>	SUI	Nottwil (SUI)	8 JUN 2024
<b>PARALYMPIC RECORD</b>	<b>3:19.84</b>	<b>SCARONI Susannah</b>	USA	Paris (FRA)	2 SEP 2024

Rank	Athlete Bib	Name	NPC Code	Date of Birth	Sport Class	Phase	Pos	Time	
1	2490	DEBRUNNER Catherine	SUI	11 APR 1995	T53	Final	1	<b>3:13.10</b>	PR
						Round 1 - Heat 2/2	1	<b>3:34.74</b>	Q
2	2246	KINGHORN Samantha	GBR	6 JAN 1996	T53	Final	2	<b>3:16.01</b>	
						Round 1 - Heat 2/2	2	<b>3:34.83</b>	Q
3	2579	SCARONI Susannah	USA	16 MAY 1991	T54	Final	3	<b>3:16.68</b>	
						Round 1 - Heat 1/2	1	<b>3:19.84</b>	Q PR
4	2491	EACHUS Patricia	SUI	26 SEP 1989	T54	Final	4	<b>3:18.38</b>	
						Round 1 - Heat 2/2	4	<b>3:35.12</b>	Q
5	2031	de ROZARIO Madison	AUS	24 NOV 1993	T53	Final	5	<b>3:20.32</b>	
						Round 1 - Heat 1/2	2	<b>3:20.09</b>	Q
6	2130	TIAN Yajuan	CHN	17 NOV 1998	T54	Final	6	<b>3:20.54</b>	
						Round 1 - Heat 1/2	4	<b>3:20.42</b>	Q PB
7	2250	RAINBOW-COOPER Eden	GBR	17 MAY 2001	T54	Final	7	<b>3:22.09</b>	
						Round 1 - Heat 1/2	7	<b>3:29.44</b>	qR
8	2253	WOODS Melanie	GBR	12 AUG 1994	T54	Final	8	<b>3:23.37</b>	
						Round 1 - Heat 1/2	5	<b>3:20.70</b>	Q
9	2070	dos SANTOS ROCHA Aline	BRA	20 FEB 1991	T54	Final	9	<b>3:23.43</b>	
						Round 1 - Heat 2/2	5	<b>3:35.18</b>	Q
10	2145	ZHOU Zhaoqian	CHN	11 OCT 1997	T54	Final	10	<b>3:53.20</b>	
						Round 1 - Heat 2/2	3	<b>3:34.98</b>	Q
	2496	SCHAER Manuela	SUI	5 DEC 1984	T54	Final			
						Round 1 - Heat 1/2	3	<b>DQ</b>	R18.4
								<b>3:20.20</b>	Q

**Note:**  
R18.4 - Obstruction in wheelchair and frame running races on overtaking another athlete

**Legend:**  
**DQ** Disqualified      **PB** Personal Best      **Pos** Position      **PR** Paralympic Record  
**Q** Qualified by place      **qR** Advanced to next round by Referee      **R** WPA Rule



## Results

Résultats

**REVISED**

2 SEP 12:43

Qualification: First 5 in each heat (Q) advance to the Final.

<b>WORLD RECORD</b>	<b>3:05.41</b>	<b>DEBRUNNER Catherine</b>	SUI	Nottwil (SUI)	8 JUN 2024
<b>PARALYMPIC RECORD</b>	<b>3:22.50</b>	<b>McFADDEN Tatyana</b>	USA	Rio de Janeiro (BRA)	13 SEP 2016

### Heat 1 Start Time: 11:35

Rank	Athlete Bib	Name	NPC Code	Date of Birth	Sport Class	Order	Result
1	2579	SCARONI Susannah	USA	16 MAY 1991	T54	1	<b>3:19.84</b> Q PR
2	2031	de ROZARIO Madison	AUS	24 NOV 1993	T53	7	<b>3:20.09</b> Q
3	2496	SCHAER Manuela	SUI	5 DEC 1984	T54	8	<b>3:20.20</b> Q
4	2130	TIAN Yajuan	CHN	17 NOV 1998	T54	4	<b>3:20.42</b> Q PB
5	2253	WOODS Melanie	GBR	12 AUG 1994	T54	6	<b>3:20.70</b> Q
6	2268	MENJE Merle Marie	GER	19 AUG 2004	T54	5	<b>3:21.86</b>
7	2250	RAINBOW-COOPER Eden	GBR	17 MAY 2001	T54	2	<b>3:29.44</b> qR
8	2068	de SOUZA Vanessa Cristina	BRA	20 NOV 1989	T54	3	<b>3:30.86</b>

Intermediate Times:

400m	57.06	2031	de ROZARIO Madison (AUS)
800m	1:49.50	2496	SCHAER Manuela (SUI)
1200m	2:42.37	2031	de ROZARIO Madison (AUS)

### Heat 2 Start Time: 11:43

Rank	Athlete Bib	Name	NPC Code	Date of Birth	Sport Class	Order	Result
1	2490	DEBRUNNER Catherine	SUI	11 APR 1995	T53	5	<b>3:34.74</b> Q
2	2246	KINGHORN Samantha	GBR	6 JAN 1996	T53	7	<b>3:34.83</b> Q
3	2145	ZHOU Zhaoqian	CHN	11 OCT 1997	T54	4	<b>3:34.98</b> Q
4	2491	EACHUS Patricia	SUI	26 SEP 1989	T54	2	<b>3:35.12</b> Q
5	2070	dos SANTOS ROCHA Aline	BRA	20 FEB 1991	T54	6	<b>3:35.18</b> Q
6	2314	BOCQUET Shauna	IRL	3 FEB 2004	T54	3	<b>3:35.26</b>
7	2563	FESEMYER Jenna	USA	31 JAN 1997	T54	1	<b>3:38.10</b>

Intermediate Times:

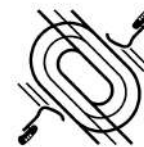
400m	1:01.62	2490	DEBRUNNER Catherine (SUI)
800m	2:02.81	2490	DEBRUNNER Catherine (SUI)
1200m	2:56.16	2490	DEBRUNNER Catherine (SUI)

#### Weather conditions at the beginning of the 1st heat

Temperature: 23 °C Humidity: 71 % Conditions: Partly cloudy

<b>Legend:</b>	<b>PB</b> Personal Best	<b>PR</b> Paralympic Record	<b>Q</b> Qualified by place
	<b>qR</b> Advanced to next round by Referee		

**REVISED** qR added for athlete bib 2068 RAINBOW-COOPER (GBR).



## Results Summary

Résumé des résultats

**REVISED**  
2 SEP 12:44

Qualification: First 5 in each heat (Q) advance to the Final.

<b>WORLD RECORD</b>	<b>3:05.41</b>	<b>DEBRUNNER Catherine</b>	SUI	Nottwil (SUI)	8 JUN 2024
<b>PARALYMPIC RECORD</b>	<b>3:22.50</b>	<b>McFADDEN Tatyana</b>	USA	Rio de Janeiro (BRA)	13 SEP 2016

Rank	Athlete Bib	Name	NPC Code	Sport Class	Heat	Order	Pos	Time	
1	2579	SCARONI Susannah	USA	T54	1	1	1	3:19.84	Q PR
2	2031	de ROZARIO Madison	AUS	T53	1	7	2	3:20.09	Q
3	2496	SCHAER Manuela	SUI	T54	1	8	3	3:20.20	Q
4	2130	TIAN Yajuan	CHN	T54	1	4	4	3:20.42	Q PB
5	2253	WOODS Melanie	GBR	T54	1	6	5	3:20.70	Q
6	2268	MENJE Merle Marie	GER	T54	1	5	6	3:21.86	
7	2250	RAINBOW-COOPER Eden	GBR	T54	1	2	7	3:29.44	qR
8	2068	de SOUZA Vanessa Cristina	BRA	T54	1	3	8	3:30.86	
9	2490	DEBRUNNER Catherine	SUI	T53	2	5	1	3:34.74	Q
10	2246	KINGHORN Samantha	GBR	T53	2	7	2	3:34.83	Q
11	2145	ZHOU Zhaoqian	CHN	T54	2	4	3	3:34.98	Q
12	2491	EACHUS Patricia	SUI	T54	2	2	4	3:35.12	Q
13	2070	dos SANTOS ROCHA Aline	BRA	T54	2	6	5	3:35.18	Q
14	2314	BOCQUET Shauna	IRL	T54	2	3	6	3:35.26	
15	2563	FESEMYER Jenna	USA	T54	2	1	7	3:38.10	

<b>Legend:</b>						
<b>PB</b>	Personal Best	<b>Pos</b>	Position	<b>PR</b>	Paralympic Record	<b>Q</b> Qualified by place
<b>qR</b>	Advanced to next round by Referee					

REVISED

qR added for athlete bib 2068 RAINBOW-COOPER (GBR).



## Results

### Résultats

<b>WORLD RECORD</b>	<b>10:25.00</b>	<b>SCARONI Susannah</b>	USA	Nottwil (SUI)	8 JUN 2024
<b>PARALYMPIC RECORD</b>	<b>10:52.57</b>	<b>SCARONI Susannah</b>	USA	Tokyo (JPN)	28 AUG 2021

Rank	Athlete Bib	Name	NPC Code	Date of Birth	Sport Class	Order	Result
1	2490	DEBRUNNER Catherine	SUI	11 APR 1995	T53	9	<b>10:43.62</b> PR
2	2579	SCARONI Susannah	USA	16 MAY 1991	T54	2	<b>10:45.18</b>
3	2031	de ROZARIO Madison	AUS	24 NOV 1993	T53	6	<b>11:10.20</b>
4	2491	EACHUS Patricia	SUI	26 SEP 1989	T54	8	<b>11:10.44</b>
5	2496	SCHAER Manuela	SUI	5 DEC 1984	T54	7	<b>11:10.52</b>
6	2130	TIAN Yajuan	CHN	17 NOV 1998	T54	10	<b>11:37.24</b> SB
7	2268	MENJE Merle Marie	GER	19 AUG 2004	T54	3	<b>11:49.97</b>
8	2314	BOCQUET Shauna	IRL	3 FEB 2004	T54	4	<b>11:50.85</b>
9	2563	FESEMYER Jenna	USA	31 JAN 1997	T54	1	<b>12:19.68</b>
	2250	RAINBOW-COOPER Eden	GBR	17 MAY 2001	T54	5	<b>DNF</b>

<b>Intermediate Times</b>	1000m	2:12.71	2579 SCARONI Susannah (USA)
	2000m	4:22.56	2579 SCARONI Susannah (USA)
	3000m	6:29.46	2490 DEBRUNNER Catherine (SUI)
	4000m	8:37.81	2490 DEBRUNNER Catherine (SUI)

#### Weather conditions

Temperature: 17 °C      Humidity: 90 %      Conditions: Overcast

<b>Legend:</b>	<b>DNF</b> Did Not Finish	<b>PR</b> Paralympic Record	<b>SB</b> Season Best
----------------	---------------------------	-----------------------------	-----------------------



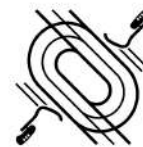
## Results Progression

Progression des résultats

<b>WORLD RECORD</b>	<b>10:25.00</b>	<b>SCARONI Susannah</b>	USA	Nottwil (SUI)	8 JUN 2024
<b>PARALYMPIC RECORD</b>	<b>10:52.57</b>	<b>SCARONI Susannah</b>	USA	Tokyo (JPN)	28 AUG 2021

Rank	Athlete Bib	Name	NPC Code	Date of Birth	Sport Class	Phase	Pos	Time	
1	2490	DEBRUNNER Catherine	SUI	11 APR 1995	T53	Final	1	<b>10:43.62</b>	PR
						Round 1 - Heat 2/2	1	<b>12:43.82</b>	Q
2	2579	SCARONI Susannah	USA	16 MAY 1991	T54	Final	2	<b>10:45.18</b>	
						Round 1 - Heat 1/2	1	<b>11:38.34</b>	Q
3	2031	de ROZARIO Madison	AUS	24 NOV 1993	T53	Final	3	<b>11:10.20</b>	
						Round 1 - Heat 1/2	2	<b>11:43.64</b>	Q
4	2491	EACHUS Patricia	SUI	26 SEP 1989	T54	Final	4	<b>11:10.44</b>	
						Round 1 - Heat 1/2	3	<b>11:45.43</b>	Q
5	2496	SCHAER Manuela	SUI	5 DEC 1984	T54	Final	5	<b>11:10.52</b>	
						Round 1 - Heat 2/2	3	<b>12:44.20</b>	Q
6	2130	TIAN Yajuan	CHN	17 NOV 1998	T54	Final	6	<b>11:37.24</b>	SB
						Round 1 - Heat 1/2	4	<b>12:13.81</b>	Q
7	2268	MENJE Merle Marie	GER	19 AUG 2004	T54	Final	7	<b>11:49.97</b>	
						Round 1 - Heat 2/2	2	<b>12:44.17</b>	Q
8	2314	BOCQUET Shauna	IRL	3 FEB 2004	T54	Final	8	<b>11:50.85</b>	
						Round 1 - Heat 2/2	4	<b>12:44.52</b>	Q
9	2563	FESEMYER Jenna	USA	31 JAN 1997	T54	Final	9	<b>12:19.68</b>	
						Round 1 - Heat 2/2	5	<b>13:33.73</b>	Q
	2250	RAINBOW-COOPER Eden	GBR	17 MAY 2001	T54	Final		<b>DNF</b>	
						Round 1 - Heat 1/2	5	<b>12:23.53</b>	Q

<b>Legend:</b>							
<b>DNF</b>	Did Not Finish	<b>Pos</b>	Position	<b>PR</b>	Paralympic Record	<b>Q</b>	Qualified by place
<b>SB</b>	Season Best						



## Results

### Résultats

Qualification: First 5 in each heat (Q) advance to the Final.

<b>WORLD RECORD</b>	<b>10:25.00</b>	<b>SCARONI Susannah</b>	USA	Nottwil (SUI)	8 JUN 2024
<b>PARALYMPIC RECORD</b>	<b>10:52.57</b>	<b>SCARONI Susannah</b>	USA	Tokyo (JPN)	28 AUG 2021

#### Heat 1 Start Time: 11:50

Rank	Athlete Bib	Name	NPC Code	Date of Birth	Sport Class	Order	Result
1	2579	SCARONI Susannah	USA	16 MAY 1991	T54	6	11:38.34 Q
2	2031	de ROZARIO Madison	AUS	24 NOV 1993	T53	5	11:43.64 Q
3	2491	EACHUS Patricia	SUI	26 SEP 1989	T54	1	11:45.43 Q
4	2130	TIAN Yajuan	CHN	17 NOV 1998	T54	3	12:13.81 Q
5	2250	RAINBOW-COOPER Eden	GBR	17 MAY 2001	T54	4	12:23.53 Q
6	2070	dos SANTOS ROCHA Aline	BRA	20 FEB 1991	T54	2	12:55.50

Intermediate Times:

1000m	2:24.42	2031	de ROZARIO Madison (AUS)
2000m	4:40.65	2579	SCARONI Susannah (USA)
3000m	7:03.99	2579	SCARONI Susannah (USA)
4000m	9:22.16	2491	EACHUS Patricia (SUI)

#### Heat 2 Start Time: 12:11

Rank	Athlete Bib	Name	NPC Code	Date of Birth	Sport Class	Order	Result
1	2490	DEBRUNNER Catherine	SUI	11 APR 1995	T53	6	12:43.82 Q
2	2268	MENJE Merle Marie	GER	19 AUG 2004	T54	5	12:44.17 Q
3	2496	SCHAER Manuela	SUI	5 DEC 1984	T54	1	12:44.20 Q
4	2314	BOCQUET Shauna	IRL	3 FEB 2004	T54	3	12:44.52 Q
5	2563	FESEMYER Jenna	USA	31 JAN 1997	T54	4	13:33.73 Q
	2068	de SOUZA Vanessa Cristina	BRA	20 NOV 1989	T54	2	DNF

Intermediate Times:

1000m	2:29.56	2490	DEBRUNNER Catherine (SUI)
2000m	5:02.92	2314	BOCQUET Shauna (IRL)
3000m	7:37.62	2268	MENJE Merle Marie (GER)
4000m	10:18.10	2314	BOCQUET Shauna (IRL)

#### Weather conditions at the beginning of the 1st heat

Temperature: 17 °C Humidity: 90 % Conditions: Overcast

<b>Legend:</b>
DNF Did Not Finish      Q Qualified by place



## Results Summary

### Résumé des résultats

Qualification: First 5 in each heat (Q) advance to the Final.

<b>WORLD RECORD</b>	<b>10:25.00</b>	<b>SCARONI Susannah</b>	USA	Nottwil (SUI)	8 JUN 2024
<b>PARALYMPIC RECORD</b>	<b>10:52.57</b>	<b>SCARONI Susannah</b>	USA	Tokyo (JPN)	28 AUG 2021

Rank	Athlete Bib	Name	NPC Code	Sport Class	Heat	Order	Pos	Time
1	2579	SCARONI Susannah	USA	T54	1	6	1	11:38.34 Q
2	2031	de ROZARIO Madison	AUS	T53	1	5	2	11:43.64 Q
3	2491	EACHUS Patricia	SUI	T54	1	1	3	11:45.43 Q
4	2130	TIAN Yajuan	CHN	T54	1	3	4	12:13.81 Q
5	2250	RAINBOW-COOPER Eden	GBR	T54	1	4	5	12:23.53 Q
6	2490	DEBRUNNER Catherine	SUI	T53	2	6	1	12:43.82 Q
7	2268	MENJE Merle Marie	GER	T54	2	5	2	12:44.17 Q
8	2496	SCHAER Manuela	SUI	T54	2	1	3	12:44.20 Q
9	2314	BOCQUET Shauna	IRL	T54	2	3	4	12:44.52 Q
10	2070	dos SANTOS ROCHA Aline	BRA	T54	1	2	6	12:55.50
11	2563	FESEMYER Jenna	USA	T54	2	4	5	13:33.73 Q
	2068	de SOUZA Vanessa Cristina	BRA	T54	2	2		DNF

<b>Legend:</b>	DNF	Did Not Finish	Pos	Position	Q	Qualified by place
----------------	-----	----------------	-----	----------	---	--------------------





**Results**  
Résultats

**T11 Records**

<b>WORLD RECORD</b>	<b>3:11:13</b>	<b>COETZEE Louzanne</b>	RSA	Tokyo (JPN)	5 SEP 2021
<b>PARALYMPIC RECORD</b>	<b>3:11:13</b>	<b>COETZEE Louzanne</b>	RSA	Tokyo (JPN)	5 SEP 2021

**T12 Records**

<b>WORLD RECORD</b>	<b>2:54:13</b>	<b>MICHISHITA Misato</b>	JPN	Hofu City (JPN)	20 DEC 2020
<b>PARALYMPIC RECORD</b>	<b>3:00:50</b>	<b>MICHISHITA Misato</b>	JPN	Tokyo (JPN)	5 SEP 2021

Rank	Athlete Bib	Name	NPC Code	Date of Birth	Sport Class	Result	Time Behind	
1	2372	<b>EL IDRISSE Fatima Ezzahra</b>	MAR	19 JUL 1995	T12	<b>2:48:36</b>		WR
2	2375	<b>EN-NOURHI Meryem</b>	MAR	6 NOV 1990	T12	<b>2:58:18</b>	9:42	PB
		Guide EL HARTI Abdelhadi		11 JUN 1982				
3	2331	<b>MICHISHITA Misato</b>	JPN	19 JAN 1977	T12	<b>3:04:23</b>	15:47	SB
4	2223	<b>GANGLOFF Rosario</b>	FRA	23 SEP 1964	T12	<b>3:13:50</b>	25:14	
5	2066	<b>de JESUS SANTOS Edneusa</b>	BRA	28 JUL 1976	T12	<b>3:17:40</b>	29:04	
		Guide SOUZA Alessandro		1 SEP 1984				
6	2366	<b>GARUNKSNYTE Ausra</b>	LTU	18 JUN 1991	T12	<b>3:18:41</b>	30:05	SB
		Guide MIKALAINIS Linas		19 FEB 1987				
7	2483	<b>COETZEE Louzanne</b>	RSA	18 APR 1993	T11	<b>3:25:53</b>	37:17	SB
		Guide KEMPEN Claus		24 MAR 1984				
8	2203	<b>PAREDES RODRIGUEZ</b>	ESP	15 JAN 1963	T12	<b>3:36:29</b>	47:53	
		Guide SANCHEZ MARTIN Lorenzo		15 APR 1959				
	2196	<b>CONGOST Elena</b>	ESP	20 SEP 1987	T12	<b>DQ</b>		R7.9.5
		Guide CAROL BRUGUERA Mia		26 JUL 1967				
	2119	<b>HE Shanshan</b>	CHN	13 AUG 1999	T11	<b>DQ</b>		R49.6(b)

**Intermediate Times**

5km	18:25	2372	EL IDRISSE Fatima Ezzahra (MAR)
10km	37:20	2372	EL IDRISSE Fatima Ezzahra (MAR)
15km	56:44	2372	EL IDRISSE Fatima Ezzahra (MAR)
20km	1:16:15	2372	EL IDRISSE Fatima Ezzahra (MAR)
Half	1:20:41	2372	EL IDRISSE Fatima Ezzahra (MAR)
25km	1:36:37	2372	EL IDRISSE Fatima Ezzahra (MAR)
30km	1:57:12	2372	EL IDRISSE Fatima Ezzahra (MAR)
35km	2:18:17	2372	EL IDRISSE Fatima Ezzahra (MAR)
40km	2:39:30	2372	EL IDRISSE Fatima Ezzahra (MAR)
Finish	2:48:36	2372	EL IDRISSE Fatima Ezzahra (MAR)

**Weather conditions**

Weather conditions	Temperature	Humidity	Heat stress indicator (WBGT)	Conditions
Start of race:	14°C	93%	14°C	Overcast
End of race:	18°C	77%	16°C	Overcast

**Note:**

R49.6(b) - Athlete must cross the finish line in front of the guide runner

R7.9.5 - Failure of athlete/guide runner to comply with Rule 7.9 (i.e. releasing tether before finish, shortening tether)

**Legend:**

<b>DQ</b>	Disqualified	<b>PB</b>	Personal Best	<b>R</b>	WPA Rule	<b>SB</b>	Season Best
<b>WR</b>	World Record						



## Race Analysis

### Analyse de la course

**T11 Records**

<b>WORLD RECORD</b>	<b>3:11:13</b>	<b>COETZEE Louzanne</b>	RSA	Tokyo (JPN)	5 SEP 2021
<b>PARALYMPIC RECORD</b>	<b>3:11:13</b>	<b>COETZEE Louzanne</b>	RSA	Tokyo (JPN)	5 SEP 2021

**T12 Records**

<b>WORLD RECORD</b>	<b>2:48:36</b>	<b>EL IDRISSE Fatima Ezzahra</b>	MAR	Paris (FRA)	8 SEP 2024
<b>PARALYMPIC RECORD</b>	<b>2:48:36</b>	<b>EL IDRISSE Fatima Ezzahra</b>	MAR	Paris (FRA)	8 SEP 2024

Rank	Athlete Bib	Name	NPC Code	Date of Birth	Sport Class	Result										Time Behind
						5km	10km	15km	20km	Half	25km	30km	35km	40km	Finish	
1	2372	<b>EL IDRISSE Fatima Ezzahra</b>	MAR	19 JUL 1995	T12	<b>2:48:36</b>										WR
	18:25 (1)	37:20 (1)	56:44 (1)	1:16:15 (1)	1:20:41 (1)	1:36:37 (1)	1:57:12 (1)	2:18:17 (1)	2:39:30 (1)	2:48:36 (1)	2:48:36 (1)	2:48:36 (1)	2:48:36 (1)	2:48:36 (1)	9:06	
		18:55	19:24	19:31	4:26	15:56	20:35	21:05	21:13							
2	2375	<b>EN-NOURHI Meryem</b>	MAR	6 NOV 1990	T12	<b>2:58:18</b>										9:42 PB
	19:44 (2)	39:58 (2)	1:00:27 (2)	1:21:06 (2)	1:25:48 (2)	1:42:30 (2)	2:04:31 (2)	2:26:18 (2)	2:48:33 (2)	2:58:18 (2)	2:58:18 (2)	2:58:18 (2)	2:58:18 (2)	2:58:18 (2)	9:45	
		20:14	20:29	20:39	4:42	16:42	22:01	21:47	22:15							
3	2331	<b>MICHISHITA Misato</b>	JPN	19 JAN 1977	T12	<b>3:04:23</b>										15:47 SB
	21:14 (4)	42:43 (4)	1:03:48 (4)	1:25:16 (4)	1:30:04 (4)	1:46:46 (4)	2:09:18 (4)	2:31:41 (4)	2:54:15 (4)	3:04:23 (4)	3:04:23 (4)	3:04:23 (4)	3:04:23 (4)	3:04:23 (4)	10:08	
		21:29	21:05	21:28	4:48	16:42	22:32	22:23	22:34							
4	2223	<b>GANGLOFF Rosario</b>	FRA	23 SEP 1964	T12	<b>3:13:50</b>										25:14
	21:46 (5)	43:01 (5)	1:04:32 (5)	1:26:21 (5)	1:31:26 (5)	1:49:16 (7)	2:12:59 (6)	2:36:20 (6)	3:01:31 (6)	3:13:50 (6)	3:13:50 (6)	3:13:50 (6)	3:13:50 (6)	3:13:50 (6)	12:19	
		21:15	21:31	21:49	5:05	17:50	23:43	23:21	25:11							
5	2066	<b>de JESUS SANTOS Edneusa</b>	BRA	28 JUL 1976	T12	<b>3:17:40</b>										29:04
	21:47 (6)	43:11 (6)	1:05:00 (6)	1:27:05 (6)	1:31:50 (7)	1:49:00 (6)	2:13:50 (7)	2:39:37 (7)	3:05:48 (7)	3:17:40 (7)	3:17:40 (7)	3:17:40 (7)	3:17:40 (7)	3:17:40 (7)	11:52	
		21:24	21:49	22:05	4:45	17:10	24:50	25:47	26:11							
6	2366	<b>GARUNKSNYTE Ausra</b>	LTU	18 JUN 1991	T12	<b>3:18:41</b>										30:05 SB
	22:25 (8)	44:58 (7)	1:07:46 (8)	1:30:35 (8)	1:35:42 (8)	1:54:00 (8)	2:18:26 (8)	2:42:42 (8)	3:07:49 (8)	3:18:41 (8)	3:18:41 (8)	3:18:41 (8)	3:18:41 (8)	3:18:41 (8)	10:52	
		22:33	22:48	22:49	5:07	18:18	24:26	24:16	25:07							
7	2483	<b>COETZEE Louzanne</b>	RSA	18 APR 1993	T11	<b>3:25:53</b>										37:17 SB
	22:12 (7)	45:08 (9)	1:08:18 (9)	1:34:00 (10)	1:39:29 (10)	1:58:18 (9)	2:23:23 (9)	2:47:53 (9)	3:14:44 (9)	3:25:53 (9)	3:25:53 (9)	3:25:53 (9)	3:25:53 (9)	3:25:53 (9)	11:09	
		22:56	23:10	25:42	5:29	18:49	25:05	24:30	26:51							
8	2203	<b>PAREDES RODRIGUEZ Maria del Carmen</b>	ESP	15 JAN 1963	T12	<b>3:36:29</b>										47:53
	22:54 (10)	45:59 (10)	1:09:38 (10)	1:33:53 (9)	1:39:19 (9)	1:58:49 (10)	2:29:23 (10)	2:55:53 (10)	3:24:28 (10)	3:36:29 (10)	3:36:29 (10)	3:36:29 (10)	3:36:29 (10)	3:36:29 (10)	12:01	
		23:05	23:39	24:15	5:26	19:30	30:34	26:30	28:35							
	2196	<b>CONGOST Elena</b>	ESP	20 SEP 1987	T12	<b>DQ</b>										R7.9.5
	20:56 (3)	42:04 (3)	1:03:13 (3)	1:24:18 (3)	1:29:06 (3)	1:45:57 (3)	2:07:42 (3)	2:29:09 (3)	2:50:59 (3)							
		21:08	21:09	21:05	4:48	16:51	21:45	21:27	21:50							
	2119	<b>HE Shanshan</b>	CHN	13 AUG 1999	T11	<b>DQ</b>										R49.6(b)
	22:26 (9)	44:58 (8)	1:06:10 (7)	1:27:07 (7)	1:31:49 (6)	1:48:08 (5)	2:10:05 (5)	2:32:18 (5)	2:55:39 (5)							
		22:32	21:12	20:57	4:42	16:19	21:57	22:13	23:21							



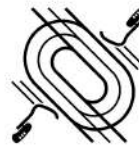
**Invalides**  
Invalides

**SUN 8 SEP 2024**  
Start Time 8:30

**Para Athletics**  
Para athlétisme

**Women's Marathon - T12**  
Marathon Femmes - T12

**Final**  
Finale



## Race Analysis

Analyse de la course

Weather conditions	Temperature	Humidity	Heat stress indicator (WBGT)	Conditions
Start of race:	14°C	93%	14°C	Overcast
End of race:	18°C	77%	16°C	Overcast

**Note:**  
R49.6(b) - Athlete must cross the finish line in front of the guide runner  
R7.9.5 - Failure of athlete/guide runner to comply with Rule 7.9 (i.e. releasing tether before finish, shortening tether)  
For DQ athletes intermediate results are not valid.

Legend:		PB	R	SB
DQ	Disqualified	Personal Best	WPA Rule	Season Best
WR	World Record			





## Results

### Résultats

<b>WORLD RECORD</b>	<b>1:34:16</b>	<b>DEBRUNNER Catherine</b>	SUI	Berlin (GER)	24 SEP 2023
<b>PARALYMPIC RECORD</b>	<b>1:38:11</b>	<b>de ROZARIO Madison</b>	AUS	Tokyo (JPN)	5 SEP 2021

Rank	Athlete Bib	Name	NPC Code	Date of Birth	Sport Class	Result	Time Behind
1	2490	DEBRUNNER Catherine	SUI	11 APR 1995	T53	<b>1:41:50</b>	
2	2031	de ROZARIO Madison	AUS	24 NOV 1993	T53	<b>1:46:13</b>	4:23
3	2579	SCARONI Susannah	USA	16 MAY 1991	T54	<b>1:46:29</b>	4:39
4	2496	SCHAER Manuela	SUI	5 DEC 1984	T54	<b>1:49:22</b>	7:32
5	2145	ZHOU Zhaoqian	CHN	11 OCT 1997	T54	<b>1:52:09</b>	10:19 SB
6	2342	TSUCHIDA Wakako	JPN	15 OCT 1974	T54	<b>1:52:39</b>	10:49
7	2575	McFADDEN Tatyana	USA	21 APR 1989	T54	<b>1:53:52</b>	12:02
8	2070	dos SANTOS ROCHA Aline	BRA	20 FEB 1991	T54	<b>1:53:54</b>	12:04
9	2268	MENJE Merle Marie	GER	19 AUG 2004	T54	<b>1:55:54</b>	14:04
10	2068	de SOUZA Vanessa Cristina	BRA	20 NOV 1989	T54	<b>1:56:33</b>	14:43
11	2491	EACHUS Patricia	SUI	26 SEP 1989	T54	<b>2:01:39</b>	19:49
12	2328	KINA Tsubasa	JPN	18 MAY 1990	T54	<b>2:04:53</b>	23:03
13	2563	FESEMYER Jenna	USA	31 JAN 1997	T54	<b>2:05:42</b>	23:52
14	2404	ALPHONSE Noemi	MRI	23 NOV 1995	T54	<b>2:07:59</b>	26:09
15	2130	TIAN Yajuan	CHN	17 NOV 1998	T54	<b>2:12:51</b>	31:01 SB
	2250	RAINBOW-COOPER Eden	GBR	17 MAY 2001	T54	<b>DNF</b>	

Intermediate Times	Distance	Time	Athlete
	5km	11:04	2490 DEBRUNNER Catherine (SUI)
	10km	22:21	2490 DEBRUNNER Catherine (SUI)
	15km	33:26	2490 DEBRUNNER Catherine (SUI)
	20km	44:32	2490 DEBRUNNER Catherine (SUI)
	Half	47:25	2490 DEBRUNNER Catherine (SUI)
	25km	57:04	2490 DEBRUNNER Catherine (SUI)
	30km	1:10:17	2490 DEBRUNNER Catherine (SUI)
	35km	1:21:43	2490 DEBRUNNER Catherine (SUI)
	40km	1:35:59	2490 DEBRUNNER Catherine (SUI)
	Finish	1:41:50	2490 DEBRUNNER Catherine (SUI)

**Weather conditions**

Start of race:  
End of race:

**Temperature**

14°C  
16°C

**Humidity**

93%  
70%

**Heat stress indicator (WBGT)**

14°C  
15°C

**Conditions**

Overcast  
Sunny

<b>Legend:</b>	<b>DNF</b> Did Not Finish	<b>SB</b> Season Best
----------------	---------------------------	-----------------------

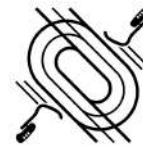


### Race Analysis

Analyse de la course

<b>WORLD RECORD</b>	<b>1:34:16</b>	<b>DEBRUNNER Catherine</b>	SUI	Berlin (GER)	24 SEP 2023
<b>PARALYMPIC RECORD</b>	<b>1:38:11</b>	<b>de ROZARIO Madison</b>	AUS	Tokyo (JPN)	5 SEP 2021

Rank	Athlete		NPC Code	Date of Birth	Sport Class	Result					Time Behind
	Bib	Name				5km	10km	15km	20km	Half	
1	2490	<b>DEBRUNNER Catherine</b>	SUI	11 APR 1995	T53	<b>1:41:50</b>					
	11:04 (1)	22:21 (1)	33:26 (1)	44:32 (1)	47:25 (1)	57:04 (1)	1:10:17 (1)	1:21:43 (1)	1:35:59 (1)	1:41:50 (1)	5:51 (1)
		11:17	11:05	11:06	2:53	9:39	13:13	11:26	14:16		
2	2031	<b>de ROZARIO Madison</b>	AUS	24 NOV 1993	T53	<b>1:46:13</b>					4:23
	11:20 (2)	23:01 (4)	34:38 (2)	46:17 (2)	49:26 (4)	59:33 (3)	1:13:29 (3)	1:25:51 (3)	1:40:18 (2)	1:46:13 (2)	5:55 (2)
		11:41	11:37	11:39	3:09	10:07	13:56	12:22	14:27		
3	2579	<b>SCARONI Susannah</b>	USA	16 MAY 1991	T54	<b>1:46:29</b>					4:39
	11:20 (3)	23:00 (3)	34:39 (3)	46:17 (3)	49:26 (2)	59:33 (2)	1:13:29 (2)	1:25:50 (2)	1:40:24 (3)	1:46:29 (3)	6:05 (3)
		11:40	11:39	11:38	3:09	10:07	13:56	12:21	14:34		
4	2496	<b>SCHAER Manuela</b>	SUI	5 DEC 1984	T54	<b>1:49:22</b>					7:32
	11:22 (5)	23:48 (6)	35:50 (6)	47:53 (5)	51:00 (5)	1:01:23 (6)	1:15:34 (5)	1:27:54 (5)	1:43:00 (4)	1:49:22 (4)	6:22 (4)
		12:26	12:02	12:03	3:07	10:23	14:11	12:20	15:06		
5	2145	<b>ZHOU Zhaoqian</b>	CHN	11 OCT 1997	T54	<b>1:52:09</b>					10:19 SB
	11:21 (4)	23:00 (2)	34:39 (4)	46:18 (4)	49:26 (3)	59:34 (4)	1:13:30 (4)	1:25:51 (4)	1:44:23 (5)	1:52:09 (5)	7:46 (5)
		11:39	11:39	11:39	3:08	10:08	13:56	12:21	18:32		
6	2342	<b>TSUCHIDA Wakako</b>	JPN	15 OCT 1974	T54	<b>1:52:39</b>					10:49
	11:30 (8)	24:09 (7)	36:31 (7)	48:40 (7)	51:57 (7)	1:02:40 (7)	1:17:27 (7)	1:30:15 (7)	1:46:03 (6)	1:52:39 (6)	6:36 (6)
		12:39	12:22	12:09	3:17	10:43	14:47	12:48	15:48		
7	2575	<b>McFADDEN Tatyana</b>	USA	21 APR 1989	T54	<b>1:53:52</b>					12:02
	11:22 (6)	23:48 (5)	35:50 (5)	47:54 (6)	51:01 (6)	1:01:22 (5)	1:15:50 (6)	1:29:00 (6)	1:46:39 (7)	1:53:52 (7)	7:13 (7)
		12:26	12:02	12:04	3:07	10:21	14:28	13:10	17:39		
8	2070	<b>dos SANTOS ROCHA Aline</b>	BRA	20 FEB 1991	T54	<b>1:53:54</b>					12:04
	11:49 (9)	24:32 (9)	37:16 (9)	49:46 (9)	53:05 (9)	1:03:44 (9)	1:18:56 (9)	1:31:42 (9)	1:47:45 (8)	1:53:54 (8)	6:09 (8)
		12:43	12:44	12:30	3:19	10:39	15:12	12:46	16:03		
9	2268	<b>MENJE Merle Marie</b>	GER	19 AUG 2004	T54	<b>1:55:54</b>					14:04
	11:49 (11)	24:32 (10)	37:17 (10)	49:47 (11)	53:05 (8)	1:03:43 (8)	1:18:55 (8)	1:31:42 (8)	1:48:44 (9)	1:55:54 (9)	7:10 (9)
		12:43	12:45	12:30	3:18	10:38	15:12	12:47	17:02		
10	2068	<b>de SOUZA Vanessa Cristina</b>	BRA	20 NOV 1989	T54	<b>1:56:33</b>					14:43
	11:49 (10)	24:33 (11)	37:17 (11)	49:46 (10)	53:05 (11)	1:03:44 (10)	1:18:56 (10)	1:31:42 (10)	1:49:08 (10)	1:56:33 (10)	7:25 (10)
		12:44	12:44	12:29	3:19	10:39	15:12	12:46	17:26		
11	2491	<b>EACHUS Patricia</b>	SUI	26 SEP 1989	T54	<b>2:01:39</b>					19:49
	12:06 (13)	25:13 (14)	38:22 (13)	51:26 (14)	55:14 (13)	1:06:37 (12)	1:23:02 (12)	1:36:54 (11)	1:54:31 (11)	2:01:39 (11)	7:08 (11)
		13:07	13:09	13:04	3:48	11:23	16:25	13:52	17:37		
12	2328	<b>KINA Tsubasa</b>	JPN	18 MAY 1990	T54	<b>2:04:53</b>					23:03
	12:46 (16)	26:25 (16)	39:34 (15)	52:33 (15)	56:14 (16)	1:08:05 (14)	1:24:27 (14)	1:38:14 (13)	1:57:42 (12)	2:04:53 (12)	7:11 (12)
		13:39	13:09	12:59	3:41	11:51	16:22	13:47	19:28		
13	2563	<b>FESEMYER Jenna</b>	USA	31 JAN 1997	T54	<b>2:05:42</b>					23:52
	11:52 (12)	24:58 (12)	38:28 (14)	51:13 (12)	55:00 (12)	1:06:38 (13)	1:23:45 (13)	1:37:45 (12)	1:57:54 (13)	2:05:42 (13)	7:48 (13)
		13:06	13:30	12:45	3:47	11:38	17:07	14:00	20:09		
14	2404	<b>ALPHONSE Noemi</b>	MRI	23 NOV 1995	T54	<b>2:07:59</b>					26:09
	12:07 (14)	26:00 (15)	39:34 (16)	52:33 (16)	56:09 (15)	1:08:49 (16)	1:25:09 (15)	1:39:30 (14)	1:59:39 (14)	2:07:59 (14)	8:20 (14)
		13:53	13:34	12:59	3:36	12:40	16:20	14:21	20:09		



## Race Analysis

Analyse de la course

Rank	Athlete Bib	Name	NPC Code					Date of Birth	Sport Class	Result		Time Behind
			5km	10km	15km	20km	Half			25km	30km	
15	2130	TIAN Yajuan	CHN					17 NOV 1998	T54	<b>2:12:51</b>		31:01 SB
			12:11 (15)	25:00 (13) 12:49	38:02 (12) 13:02	51:23 (13) 13:21	55:29 (14) 4:06			1:08:06 (15) 12:37	1:26:04 (16) 17:58	
	2250	RAINBOW-COOPER Eden	GBR					17 MAY 2001	T54	DNF		
			11:30 (7)	24:09 (8) 12:39	36:33 (8) 12:24	49:23 (8) 12:50	53:05 (10) 3:42	1:03:45 (11) 10:40	1:19:46 (11) 16:01			

### Weather conditions

Start of race:  
End of race:

### Temperature

14°C  
16°C

### Humidity

93%  
70%

### Heat stress indicator (WBGT)

14°C  
15°C

### Conditions

Overcast  
Sunny

### Note:

For DQ athletes intermediate results are not valid.

### Legend:

**DNF** Did Not Finish      **SB** Season Best



**Results**  
Résultats

<b>WORLD RECORD</b>	<b>5.46</b>	<b>COSTA de OLIVEIRA Silvania</b>	BRA	SÃO PAULO (BRA)	17 JUL 2016
<b>PARALYMPIC RECORD</b>	<b>5.07</b>	<b>ORTIZ Purificacion</b>	ESP	Atlanta (USA)	19 AUG 1996

Start Time: 10:43

End Time: 13:12

Rank	Athlete Bib	Name	NPC Code	Date of Birth	Sport Class	1	2	3	4	5	6	Result Wind
1	2596	MIRZAYOROVA Asila	UZB	3 JUL 1999	T11	5.22 -0.7	5.12 -0.6	5.19 +0.6	4.89 -0.9	5.24 +0.2	5.12 -1.6	<b>5.24</b> PR,=AR +0.2
2	2142	ZHOU Guohua	CHN	10 OCT 1990	T11	4.91 -0.2	4.83 +0.9	4.81 +0.8	4.11 +0.9	x -0.1	4.60 -0.1	<b>4.91</b> SB -0.2
3	2200	GARCIA FALAGAN Alba	ESP	16 FEB 2002	T11	4.76 -0.5	x -0.4	1.40 +0.3	4.59 +0.8	x 0.0	x +0.4	<b>4.76</b> -0.5
4	2323	DEDAJ Arjola	ITA	26 NOV 1981	T11	4.55 -0.4	x +0.3	4.47 +0.3	4.47 -0.3	4.52 +0.4	4.75 +0.5	<b>4.75</b> PB +0.5
5	2220	BOULAGHLEM Delya	FRA	26 JUL 1989	T11	4.36 -0.6	x -0.4	4.42 +0.3	x +0.1	4.48 -0.4	4.20 0.0	<b>4.48</b> -0.4
6	2067	de OLIVEIRA CORREA Alice	BRA	2 MAR 1996	T11	x -0.5	4.35 -0.7	4.26 +0.1	1.36 -0.3	4.38 +0.5	4.24 -0.7	<b>4.38</b> +0.5
7	2614	VARGAS RUIZ Franyeli Nataly	VEN	24 JUN 2001	T11	3.76 0.0	4.10 0.0	4.04 +0.7	3.16 -1.3	x -0.8	4.18 -0.4	<b>4.18</b> -0.4
8	2011	COPPOLA MOLINA RT	ARG	22 SEP 2001	T11	3.77 +0.3	3.93 -0.1	4.03 +0.3	3.87 +0.7	3.96 -0.6	4.05 +0.2	<b>4.05</b> +0.2
9	2608	COLMENARES Rosibel	VEN	22 JUL 1995	T11	3.86 +0.6	3.90 -0.6	x +0.2				<b>3.90</b> -0.6
10	2009	CASSE Sofia Valentina	ARG	9 APR 2006	T11	3.77 -0.4	3.82 -1.0	x +0.5				<b>3.82</b> -1.0
11	2083	SILVA SPOLADORE Lorena	BRA	19 DEC 1995	T11	1.40 +0.1	x -1.2	3.67 +1.0				<b>3.67</b> +1.0

Starting order	1	2	3	4	5	6	7	8	9	10	11
Initial	2608	2011	2614	2083	2200	2067	2596	2009	2220	2142	2323
After attempt 3	2011	2614	2067	2220	2323	2200	2142	2596			
After attempt 5	2011	2614	2067	2220	2323	2200	2142	2596			

**Weather conditions**

Start of the event:  
End of the event:

**Temperature**

18 °C  
17 °C

**Humidity**

78 %  
92 %

**Conditions**

Light rain  
Light rain

<b>Legend:</b>	x	Failed trial	=AR	Equal Area Record	PB	Personal Best	PR	Paralympic Record
	SB	Season Best						



## Results

### Résultats

<b>WORLD RECORD</b>	<b>6.60</b>	<b>ZUBKOVSKA Oksana</b>	UKR	London (GBR)	7 SEP 2012
<b>PARALYMPIC RECORD</b>	<b>6.60</b>	<b>ZUBKOVSKA Oksana</b>	UKR	London (GBR)	7 SEP 2012

Start Time: 10:00

End Time: 11:38

Rank	Athlete Bib	Name	NPC Code	Date of Birth	Sport Class	1	2	3	4	5	6	Result Wind
1	2550	ZUBKOVSKA Oksana	UKR	15 JUL 1981	T12	5.64 -0.4	5.75 -0.1	-	5.63 +0.2	5.78 +0.2	5.70 -0.3	<b>5.78</b> SB +0.2
2	2202	MARTINEZ Sara	ESP	26 FEB 1990	T12	5.35 0.0	5.24 0.0	x -0.1	5.26 -0.5	x 0.0	5.40 0.0	<b>5.40</b> SB 0.0
3	2004	HAMRI Lynda	ALG	8 FEB 1989	T12	5.28 -0.4	5.30 -0.7	5.28 -0.3	5.30 -0.4	5.25 0.0	x +0.3	<b>5.30</b> SB -0.7
4	2218	LOUNELA Iida	FIN	27 OCT 2003	T12	5.17 -0.1	5.18 -0.2	5.19 +0.3	5.02 +0.1	4.98 -0.1	5.17 -0.7	<b>5.19</b> =PB +0.3
5	2270	MUELLER-ROTTGARDT Katrin	GER	15 JAN 1982	T12	4.90 +0.2	4.82 0.0	4.84 +0.1	4.75 -0.1	4.91 -0.4	4.91 +0.2	<b>4.91</b> -0.4
6	2338	SAWADA Uran	JPN	24 OCT 1990	T12	4.67 +0.8	4.78 -0.1	x +0.4	4.76 +0.1	4.90 +0.3	4.67 -0.5	<b>4.90</b> +0.3
7	2198	FOKOU TAKAM Sydney	ESP	10 MAR 2003	T12	4.75 -0.5	4.55 -0.1	4.78 -0.3	4.66 +0.1	4.84 +0.6	4.64 -0.7	<b>4.84</b> +0.6
8	2197	FERNANDEZ ROLDAN Sara	ESP	5 DEC 1994	T12	4.56 -1.1	4.73 +0.6	4.75 +0.4	x +0.1	4.71 +0.6	4.59 -0.5	<b>4.75</b> +0.4
9	2594	KHOLBEKOVA Yokutkhon	UZB	6 APR 1995	T12	3.43 +0.4	2.46 -0.7	2.85 -0.3				<b>3.43</b> +0.4

Starting order	1	2	3	4	5	6	7	8	9
Initial	2270	2338	2198	2594	2202	2004	2218	2197	2550
After attempt 3	2197	2338	2198	2270	2218	2004	2202	2550	
After attempt 5	2197	2198	2338	2270	2218	2004	2202	2550	

#### Weather conditions

Start of the event:  
End of the event:

#### Temperature

24 °C  
26 °C

#### Humidity

84 %  
72 %

#### Conditions

Sunny intervals  
Sunny

<b>Legend:</b>	<b>x</b> Failed trial	- Passed trial	<b>=PB</b> Equal Personal Best	<b>SB</b> Season Best
----------------	-----------------------	----------------	--------------------------------	-----------------------





**Results**  
Résultats

<b>WORLD RECORD</b>	<b>6.21</b>	<b>KUCHARCZYK Karolina</b>	POL	Dubai (UAE)	14 NOV 2019
<b>PARALYMPIC RECORD</b>	<b>6.03</b>	<b>KUCHARCZYK Karolina</b>	POL	Tokyo (JPN)	3 SEP 2021

Start Time: 19:52      End Time: 21:46

Rank	Athlete Bib	Name	NPC Code	Date of Birth	Sport Class	1	2	3	4	5	6	Result Wind
1	2462	KUCHARCZYK Karolina	POL	24 APR 1991	T20	5.52 0.0	5.70 +0.1	5.78 -0.3	5.82 -0.1	5.68 +0.2	5.36 +0.2	<b>5.82</b> SB -0.1
2	2061	CASSIANO da SILVA Zileide	BRA	6 FEB 1998	T20	5.76 -0.4	5.72 -0.2	5.23 -0.4	5.55 -0.4	3.70 +0.1	5.54 +0.3	<b>5.76</b> -0.4
3	2520	ALTIN Fatma Damla	TUR	18 OCT 2002	T20	5.66 +0.1	5.63 -0.2	5.60 -0.1	5.73 -0.2	5.66 -0.1	x +0.6	<b>5.73</b> PB -0.2
4	2521	BAYRAK Esra	TUR	25 DEC 1998	T20	5.32 0.0	x 0.0	5.38 -0.2	x -0.2	5.20 -0.2	5.64 0.0	<b>5.64</b> PB 0.0
5	2071	FELIX BARBOSA da .	BRA	9 SEP 2003	T20	5.57 0.0	x -0.3	5.31 +0.1	5.21 -0.2	x -0.1	5.22 +0.6	<b>5.57</b> 0.0
6	2080	OLIVEIRA de LIMA Debora	BRA	29 APR 2001	T20	x -0.3	5.30 -0.1	5.49 -0.2	5.40 -0.5	5.38 -0.2	x +0.3	<b>5.49</b> -0.2
7	2475	FILIPE Ana	POR	28 AUG 1999	T20	5.35 -0.5	5.42 -0.3	5.48 -0.2	x -0.4	x -0.3	x +0.3	<b>5.48</b> SB -0.2
8	2432	RUCHKINA Aleksandra	NPA	1 JUL 1997	T20	5.22 -0.2	5.04 -0.1	5.13 0.0	5.08 -0.2	x -0.2	3.32 0.0	<b>5.22</b> -0.2
9	2025	BLACKSMITH Telaya	AUS	3 DEC 2007	T20	x -0.2	5.21 +0.1	x -0.3				<b>5.21</b> AR +0.1
10	2176	RISTOSKI Mikela	CRO	7 NOV 1989	T20	x -0.3	5.10 +0.1	5.18 -0.1				<b>5.18</b> -0.1
11	2161	MURILLO BENITEZ MA	COL	30 OCT 2004	T20	5.14 -0.1	4.95 -0.3	5.14 0.0				<b>5.14</b> -0.1
12	2527	TASDELEN Reyhan	TUR	29 SEP 2007	T20	5.11 -0.3	4.99 -0.1	4.95 -0.2				<b>5.11</b> -0.3
13	2336	SAKAI Sonomi	JPN	20 NOV 1996	T20	4.78 -0.2	3.29 +0.1	4.87 -0.1				<b>4.87</b> -0.1
14	2187	VIVENES PAULA Diana Carolina	DOM	1 NOV 2001	T20	4.54 -0.2	4.72 -0.1	3.72 0.0				<b>4.72</b> SB -0.1
15	2369	CHIO Hao Lei	MAC	27 FEB 2007	T20	3.97 -0.1	4.17 0.0	4.15 -0.2				<b>4.17</b> SB 0.0

Starting order	1	2	3	4	5	6	7	8	9	10	11	12	13	14	15
Initial	2462	2061	2176	2475	2080	2369	2187	2161	2071	2527	2432	2521	2336	2025	2520
After attempt 3	2432	2521	2475	2080	2071	2520	2061	2462							
After attempt 5	2432	2521	2475	2080	2071	2520	2061	2462							

**Weather conditions**

Start of the event:  
End of the event:

**Temperature**

21 °C  
19 °C

**Humidity**

60 %  
76 %

**Conditions**

Sunny intervals  
Partly cloudy

<b>Legend:</b>	<b>x</b> Failed trial	<b>AR</b> Area Record	<b>PB</b> Personal Best	<b>SB</b> Season Best
----------------	-----------------------	-----------------------	-------------------------	-----------------------



Results  
Résultats

<b>WORLD RECORD</b>	<b>5.45</b>	<b>WEN Xiaoyan</b>	CHN	Hangzhou (CHN)	24 OCT 2023
<b>PARALYMPIC RECORD</b>	<b>5.14</b>	<b>WEN Xiaoyan</b>	CHN	Rio de Janeiro (BRA)	14 SEP 2016

Start Time: 20:46      End Time: 22:01

Rank	Athlete Bib	Name	NPC Code	Date of Birth	Sport Class	1	2	3	4	5	6	Result Wind
1	2133	WEN Xiaoyan	CHN	12 OCT 1997	T37	5.23 -0.3	5.24 -0.1	5.27 +0.4	5.44 +0.2	5.32 0.0	x +0.2	<b>5.44</b> PR,SB +0.2
2	2578	ROBERTS Jaleen	USA	19 NOV 1998	T37	4.77 -0.5	4.25 -0.5	4.59 +0.1	4.50 0.0	4.54 +0.1	x +0.3	<b>4.77</b> -0.5
3	2224	GENEST Manon	FRA	29 DEC 1992	T37	4.45 -0.3	4.58 +0.1	4.59 +0.1	4.25 -0.2	4.47 -0.1	4.12 +0.1	<b>4.59</b> =SB +0.1
4	2437	TRETIAKOVA Elena	NPA	3 MAY 1992	T37	4.25 +0.2	4.30 -0.1	4.37 0.0	4.37 -0.3	4.11 +0.1	3.96 0.0	<b>4.37</b> -0.3
5	2222	FRANCOIS-ELIE Mandy	FRA	27 SEP 1989	T37	x -0.3	4.11 0.0	4.05 -0.2	x 0.0	3.83 +0.2	4.31 -0.2	<b>4.31</b> -0.2
6	2405	ANGELINE Anais	MRI	18 APR 1999	T37	4.19 -0.4	4.28 -0.1	4.18 +0.1	4.09 -0.1	4.14 0.0	x -0.3	<b>4.28</b> -0.1
7	2263	BURBULLA Laura	GER	19 NOV 2004	T37	3.84 -0.5	3.76 -0.3	3.77 +0.1	3.95 0.0	x +0.4	3.72 +0.1	<b>3.95</b> 0.0
8	2484	GOUWS Liezel	RSA	28 DEC 1998	T37	x -0.2	3.34 +0.2	x +0.1	3.56 0.0	3.62 +0.2	3.04 -0.1	<b>3.62</b> +0.2

Starting order	1	2	3	4	5	6	7	8
Initial	2263	2578	2222	2133	2484	2224	2437	2405
After attempt 3	2484	2263	2222	2405	2437	2224	2578	2133
After attempt 5	2484	2263	2222	2405	2437	2224	2578	2133

Weather conditions

Start of the event:  
End of the event:

Temperature

25 °C  
23 °C

Humidity

58 %  
64 %

Conditions

Few clouds  
Clear sky

<b>Legend:</b>	<b>x</b> Failed trial	<b>=SB</b> Equal Season Best	<b>PR</b> Paralympic Record	<b>SB</b> Season Best
----------------	-----------------------	------------------------------	-----------------------------	-----------------------



## Results Résultats

### T38 Records

<b>WORLD RECORD</b>	<b>5.82</b>	<b>EKLER Luca</b>	HUN	Paris (FRA)	10 JUN 2022
<b>PARALYMPIC RECORD</b>	<b>5.63</b>	<b>EKLER Luca</b>	HUN	Tokyo (JPN)	31 AUG 2021

Start Time: 10:02

End Time: 11:55

Rank	Athlete Bib	Name	NPC Code	Date of Birth	Sport Class	1	2	3	4	5	6	Result Wind
1	2291	EKLER Luca	HUN	28 OCT 1998	T38	5.52 +0.2	5.56 +0.5	x +0.1	x -0.3	x -1.4	x +1.0	<b>5.56</b> PB +0.5
2	2269	MOOS Nele	GER	23 NOV 2001	T38	4.48 +0.1	x +0.5	4.90 +0.4	x +0.1	4.93 0.0	5.13 -0.3	<b>5.13</b> PB -0.3
3	2164	PALOMEQUE MORENO K	COL	1 JUL 1994	T38	4.74 -1.2	4.89 -0.6	4.86 -0.9	4.99 +0.3	4.77 -1.4	4.74 -0.2	<b>4.99</b> AR +0.3
4	2241	BREEN Olivia	GBR	26 JUL 1996	T38	4.99 -0.4	4.79 -0.6	4.73 +0.3	4.54 +1.3	4.65 -1.7	x -1.6	<b>4.99</b> -0.4
5	2115	CHEN Zimo	CHN	15 DEC 2000	T38	4.70 -0.6	4.79 -0.7	4.98 -0.4	4.54 -0.4	4.56 -0.5	4.66 -1.3	<b>4.98</b> AR -0.4
6	2243	DOWN Maddie	GBR	7 OCT 2007	T38	4.71 +0.3	4.24 +2.3	4.65 -1.4	4.81 -0.7	4.67 -0.9	x +2.1	<b>4.81</b> PB -0.7
7	2425	GONCHAROVA Margarita	NPA	14 MAR 1991	T38	4.74 -0.2	x -0.5	4.45 -0.2	4.51 0.0	4.59 +1.0	4.62 +0.6	<b>4.74</b> -0.2
8	2565	GUIMARAES Catarina Joao	USA	19 FEB 2004	T38	x +1.6	4.30 -0.6	4.35 -0.7	4.35 -0.2	4.25 -2.0	x -0.3	<b>4.35</b> -0.7
9	2262	BROSE Friederike	GER	8 MAR 2007	T38	3.89 -0.3	4.35 0.0	4.05 +0.7				<b>4.35</b> 0.0
10	2215	BERG Vilma	FIN	23 OCT 2002	T38	4.25 +0.6	x +1.3	x -0.3				<b>4.25</b> +0.6
11	2221	DESFEUILLET Lola	FRA	21 FEB 2002	T38	4.04 +0.1	3.74 -0.4	x -1.5				<b>4.04</b> +0.1
12	2468	TRENER-WIERCIAK Anna	POL	31 MAR 1991	T38	x +1.4	3.95 +0.4	x -0.5				<b>3.95</b> +0.4

Starting order	1	2	3	4	5	6	7	8	9	10	11	12
Initial	2565	2241	2468	2215	2221	2291	2425	2164	2262	2115	2269	2243
After attempt 3	2565	2243	2425	2164	2269	2115	2241	2291				
After attempt 5	2565	2425	2243	2269	2115	2241	2164	2291				

### Weather conditions

Start of the event:  
End of the event:

### Temperature

15 °C  
16 °C

### Humidity

100 %  
99 %

### Conditions

Rain  
Overcast

### Legend:

x Failed trial      AR Area Record      PB Personal Best



Results  
Résultats

<b>WORLD RECORD</b>	<b>6.23</b>	<b>RODRIGUEZ Kiara</b>	ECU	Paris (FRA)	16 JUL 2023
<b>PARALYMPIC RECORD</b>	<b>5.76</b>	<b>GRIMALDI Anna</b>	NZL	Tokyo (JPN)	3 SEP 2021

Start Time: 9:59      End Time: 11:28

Rank	Athlete Bib	Name	NPC Code	Date of Birth	Sport Class	1	2	3	4	5	6	Result Wind
1	2193	RODRIGUEZ Kiara	ECU	12 DEC 2002	T46	6.05 +0.4	x +0.3	5.93 +0.1	x -0.2	5.86 -0.2	2.76 -0.1	<b>6.05</b> PR +0.4
2	2292	LUTERAN Petra	HUN	15 JUN 1997	T47	5.63 -0.1	5.53 -0.2	5.81 -0.1	5.62 0.0	5.66 -0.1	5.85 +0.1	<b>5.85</b> PB +0.1
3	2185	NOERREMARK Bjoerk	DEN	25 SEP 2002	T47	5.57 0.0	5.23 -0.2	5.45 -0.2	5.05 -0.5	5.18 +0.2	5.76 -0.2	<b>5.76</b> PB -0.2
4	2448	GRIMALDI Anna	NZL	12 FEB 1997	T47	x +0.5	5.65 0.0	4.03 +0.1	5.75 +0.2	5.74 -0.4	x +0.7	<b>5.75</b> +0.2
5	2609	GARCIA RAMOS Paola del Valle	VEN	1 JUN 1994	T46	5.36 +0.4	5.56 0.0	5.40 0.0	5.27 -0.3	x -0.2	x +0.1	<b>5.56</b> PB 0.0
6	2582	WILLIAMS Taleah	USA	21 FEB 1997	T47	5.28 +0.4	5.30 0.0	5.33 -0.1	5.07 -0.3	x -0.1	5.28 -0.7	<b>5.33</b> -0.1
7	2226	LANZA Angelina	FRA	6 JUN 1993	T46	5.12 +0.2	x 0.0	5.09 +0.2	x -0.3	5.20 -0.1	5.10 -0.1	<b>5.20</b> -0.1
8	2179	FELIPA ISIS Hechavarria Ferrer	CUB	31 MAR 2004	T46	4.58 0.0	x -0.2	5.15 +0.1	x 0.0	x -0.2	4.64 -0.1	<b>5.15</b> +0.1
9	2489	WICKRAMASINGHA Janani	SRI	21 JUL 2005	T47	x 0.0	x 0.0	4.96 +0.1				<b>4.96</b> +0.1
10	2014	IBANEZ Aldana Isabel	ARG	19 SEP 1997	T47	4.42 +0.1	x -0.2	4.95 -0.1				<b>4.95</b> -0.1
11	2273	ROSS Jule	GER	15 JUN 2006	T46	4.70 +0.4	4.84 0.0	4.83 -0.1				<b>4.84</b> 0.0

Starting order	1	2	3	4	5	6	7	8	9	10	11
Initial	2609	2448	2292	2273	2582	2193	2226	2014	2185	2489	2179
After attempt 3	2226	2179	2582	2609	2185	2448	2292	2193			
After attempt 5	2179	2226	2582	2609	2185	2448	2292	2193			

Weather conditions

Start of the event:  
End of the event:

Temperature

16 °C  
17 °C

Humidity

94 %  
84 %

Conditions

Partly cloudy  
Partly cloudy

<b>Legend:</b>	<b>x</b> Failed trial	<b>PB</b> Personal Best	<b>PR</b> Paralympic Record
----------------	-----------------------	-------------------------	-----------------------------



## Results Résultats

### T61 Records

<b>WORLD RECORD</b>	<b>5.33</b>	<b>LOW Vanessa</b>	AUS	Canberra (AUS)	26 JAN 2024
<b>PARALYMPIC RECORD</b>	<b>5.28</b>	<b>LOW Vanessa</b>	AUS	Tokyo (JPN)	2 SEP 2021

### T63 Records

<b>WORLD RECORD</b>	<b>5.46</b>	<b>CAIRONI Martina</b>	ITA	Paris (FRA)	10 JUN 2022
<b>PARALYMPIC RECORD</b>	<b>5.14</b>	<b>CAIRONI Martina</b>	ITA	Tokyo (JPN)	2 SEP 2021

Start Time: 18:59      End Time: 20:28

Rank	Athlete Bib	Name	NPC Code	Date of Birth	Sport Class	1	2	3	4	5	6	Result Wind
1	2036	LOW Vanessa	AUS	17 JUL 1990	T61	5.45 -0.3	5.40 -1.1	5.44 -0.3	5.28 +0.5	5.45 0.0	x +0.3	<b>5.45</b> WR -0.3
2	2321	CAIRONI Martina	ITA	13 SEP 1989	T63	x -0.8	4.63 -0.1	3.52 +0.5	x -0.6	5.06 +0.2	x 0.0	<b>5.06</b> +0.2
3	2493	KRATTER Elena	SUI	5 JUL 1996	T63	4.66 -0.4	4.80 -0.4	4.83 0.0	4.70 +0.1	4.77 -0.2	4.61 0.0	<b>4.83</b> SB 0.0
4	2571	LAMBERT Noelle	USA	24 JAN 1997	T63	x -0.3	4.66 -0.6	x +0.8	4.61 -0.5	4.47 -1.0	x -0.5	<b>4.66</b> -0.6
5	2341	TOZAWA Tomomi	JPN	14 JAN 1999	T63	4.46 +0.1	x -0.1	4.58 0.0	x -0.2	4.53 -0.9	x +0.5	<b>4.58</b> 0.0
6	2330	MAEGAWA Kaede	JPN	24 FEB 1998	T63	4.50 -0.4	4.00 -1.3	x +0.5	4.22 0.0	x 0.0	4.08 -0.1	<b>4.50</b> -0.4
7	2184	AAEN Emilie	DEN	25 NOV 2001	T63	4.16 -0.8	4.43 -0.4	4.14 -0.6	4.20 -0.2	4.48 0.0	4.28 -0.2	<b>4.48</b> 0.0
8	2573	MARCUSEN Lindi	USA	20 JUL 1996	T63	4.17 -0.8	4.09 -0.6	4.37 -0.2	4.37 -0.3	3.97 +0.4	x -0.4	<b>4.37</b> -0.3
9	2205	VILA BARGIELA Desiree	ESP	15 JUN 1998	T63	x -0.4	x -1.7	3.98 -1.5				<b>3.98</b> -1.5

Starting order	1	2	3	4	5	6	7	8	9
Initial	2205	2330	2184	2571	2321	2341	2493	2573	2036
After attempt 3	2573	2184	2330	2341	2321	2571	2493	2036	
After attempt 5	2573	2184	2330	2341	2571	2493	2321	2036	

### Weather conditions

Start of the event:  
End of the event:

### Temperature

17 °C  
17 °C

### Humidity

86 %  
85 %

### Conditions

Overcast  
Overcast

### Legend:

x Failed trial      SB Season Best      WR World Record



**Results**  
Résultats

**T44 Records**

<b>WORLD RECORD</b>	<b>4.98</b>	<b>CAREY Annie</b>	USA	Miramar (USA)	19 JUL 2024
<b>PARALYMPIC RECORD</b>		<b>vacant</b>			

**T62 Records**

<b>WORLD RECORD</b>	<b>6.74</b>	<b>JONG Fleur</b>	NED	Brussels (BEL)	8 SEP 2023
<b>PARALYMPIC RECORD</b>	<b>6.16</b>	<b>JONG Fleur</b>	NED	Tokyo (JPN)	28 AUG 2021

**T64 Records**

<b>WORLD RECORD</b>	<b>6.14</b>	<b>le FUR Marie-Amelie</b>	FRA	Dubai (UAE)	11 FEB 2021
<b>PARALYMPIC RECORD</b>	<b>6.11</b>	<b>le FUR Marie-Amelie</b>	FRA	Tokyo (JPN)	28 AUG 2021

Start Time: 11:41      End Time: 13:22

Rank	Athlete Bib	Name	NPC Code	Date of Birth	Sport Class	1	2	3	4	5	6	Result Wind
1	2412	JONG Fleur	NED	17 DEC 1995	T62	6.20 -0.9	6.52 -0.9	6.17 -1.3	x +1.1	x -0.9	6.53 +0.5	<b>6.53</b> PR,=SB +0.5
2	2416	van GANSEWINKEL Marlene	NED	11 MAR 1995	T64	5.87 +1.5	5.58 +0.2	x +0.9	5.44 +0.4	5.41 -0.5	5.82 +0.8	<b>5.87</b> PB +1.5
3	2566	HATZ B	USA	7 OCT 2000	T64	x -0.8	4.78 -0.5	5.38 -0.4	5.17 +0.6	x 0.0	5.16 +0.5	<b>5.38</b> -0.4
4	2411	HENDRIKS Kiki	NED	18 SEP 2000	T62	5.19 +0.5	5.00 -0.8	x +0.3	5.17 -0.5	5.35 +0.2	5.20 0.0	<b>5.35</b> +0.2
5	2339	TAKAKUWA Saki	JPN	26 MAY 1992	T64	x +0.6	4.89 +1.0	x -0.3	4.63 -1.3	4.90 +0.1	5.04 -0.4	<b>5.04</b> SB -0.4
6	2558	CAREY Annie	USA	2 OCT 2004	T44	4.72 -1.6	4.96 +0.1	4.53 -0.8	4.73 -0.6	4.69 +0.5	4.47 +0.7	<b>4.96</b> PR +0.1
7	2332	NAKANISHI Maya	JPN	3 JUN 1985	T64	4.91 -0.6	x -1.8	x +0.8	4.77 -0.5	x +0.7	x -0.8	<b>4.91</b> -0.6
8	2040	WALSH Sarah	AUS	14 JUL 1998	T64	4.88 -1.6	4.76 -0.2	4.84 +0.5	4.77 -0.7	x +1.2	4.85 -1.1	<b>4.88</b> -1.6
9	2324	FILIPPI Giuliana Chiara	ITA	16 SEP 2005	T64	4.49 -0.3	4.54 +0.6	x -0.7				<b>4.54</b> +0.6
10	2194	ANDRES BARRIO Sara	ESP	21 AUG 1986	T62	4.08 -0.2	4.52 +0.1	x +0.4				<b>4.52</b> +0.1
11	2482	ABRAHAMS Tezna Kirstin	RSA	15 DEC 1995	T44	4.46 -1.6	4.37 +0.1	4.35 -0.1				<b>4.46</b> AR -1.6
12	2478	VAZQUEZ COLLAZO AS	PUR	17 DEC 2004	T64	3.96 -1.5	4.10 -0.1	3.92 -0.1				<b>4.10</b> SB -0.1

Starting order	1	2	3	4	5	6	7	8	9	10	11	12
Initial	2411	2332	2194	2416	2339	2478	2412	2324	2566	2040	2482	2558
After attempt 3	2040	2339	2332	2558	2411	2566	2416	2412				
After attempt 5	2040	2339	2332	2558	2411	2566	2416	2412				

**Weather conditions**

Start of the event:  
End of the event:

**Temperature**

19 °C  
19 °C

**Humidity**

89 %  
89 %

**Conditions**

Overcast  
Overcast

<b>Legend:</b>	<b>x</b> Failed trial	<b>=SB</b> Equal Season Best	<b>AR</b> Area Record	<b>PB</b> Personal Best
	<b>PR</b> Paralympic Record	<b>SB</b> Season Best		



**Results**  
Résultats

**REVISED**  
6 SEP 20:42

**F11 Records**

<b>WORLD RECORD</b>	<b>17.32</b>	<b>LEGNANTE Assunta</b>	ITA	Padova (ITA)	6 JUL 2014
<b>PARALYMPIC RECORD</b>	<b>16.74</b>	<b>LEGNANTE Assunta</b>	ITA	London (GBR)	5 SEP 2012

**F12 Records**

<b>WORLD RECORD</b>	<b>15.05</b>	<b>BURKHANOVA Safiya</b>	UZB	Rio de Janeiro (BRA)	14 SEP 2016
<b>PARALYMPIC RECORD</b>	<b>15.05</b>	<b>BURKHANOVA Safiya</b>	UZB	Rio de Janeiro (BRA)	14 SEP 2016

Start Time: 10:03      End Time: 10:56

Rank	Athlete Bib	Name	NPC Code	Date of Birth	Sport Class	1	2	3	4	5	6	Result
1	2325	LEGNANTE Assunta	ITA	14 MAY 1978	F11	13.77	14.48	14.21	14.54	13.79	14.36	<b>14.54</b>
2	2590	BURKHANOVA Safiya	UZB	1 DEC 1989	F12 YC	13.41	x	13.76	14.05	14.12	13.93	<b>14.12</b> SB
3	2141	ZHAO Yuping	CHN	1 JAN 1994	F12	x	11.82	12.20	12.21	x	11.64	<b>12.21</b>
4	2136	XUE Enhui	CHN	6 SEP 1982	F11	10.36	9.73	10.53	10.08	10.41	10.40	<b>10.53</b>
5	2140	ZHANG Liangmin	CHN	12 OCT 1985	F11	10.13	10.51	10.46	10.39	9.97	10.23	<b>10.51</b> SB
6	2060	CAMPOS Izabela	BRA	11 APR 1981	F11	9.70	9.91	9.49	9.74	x	9.28	<b>9.91</b>

Starting order	1	2	3	4	5	6
Initial	2141	2060	2140	2325	2590	2136
After attempt 3	2060	2140	2136	2141	2590	2325
After attempt 5	2060	2140	2136	2141	2590	2325

**Weather conditions**

Start of the event:  
End of the event:

**Temperature**

16 °C  
17 °C

**Humidity**

94 %  
84 %

**Conditions**

Partly cloudy  
Partly cloudy

**Note:**  
Yellow Card - Athlete BURKHANOVA Safiya - R7.21 - Non permitted assistance in field Events by Assistant.

**Legend:**  
x Failed trial      SB Season Best      YC Yellow Card

**REVISED** removed Yellow Card - Athlete ZHANG Liangmin



## Results

### Résultats

<b>WORLD RECORD</b>	<b>14.83</b>	<b>FORTUNE Sabrina</b>	GBR	Birmingham (GBR)	21 JUL 2024
<b>PARALYMPIC RECORD</b>	<b>14.39</b>	<b>MENDES SANCHEZ Poleth Isamar</b>	ECU	Tokyo (JPN)	29 AUG 2021

Start Time: 19:00

End Time: 20:12

Rank	Athlete Bib	Name	NPC Code	Date of Birth	Sport Class	1	2	3	4	5	6	Result
1	2244	FORTUNE Sabrina	GBR	25 MAY 1997	F20	15.12	14.21	13.58	14.95	14.90	14.92	<b>15.12</b> WR
2	2219	AGBLEMAGNON Gloria	FRA	10 DEC 1997	F20	13.31	13.80	13.58	14.43	x	13.20	<b>14.43</b> PB
3	2191	MENDES SANCHEZ PI	ECU	4 FEB 1996	F20	14.31	13.87	13.97	13.50	14.03	13.90	<b>14.31</b> SB
4	2430	MIRONOVA Svetlana	NPA	24 FEB 1995	F20	13.29	13.17	13.68	13.10	13.50	13.39	<b>13.68</b>
5	2525	KESKIN Ebrar	TUR	24 JAN 2007	F20	12.70	13.66	13.15	13.47	13.51	x	<b>13.66</b>
6	2547	SHPACHYNSKA Viktoriia	UKR	7 JAN 1987	F20	13.02	13.38	13.54	x	x	x	<b>13.54</b> SB
7	2192	PADILLA Grecely	ECU	8 JAN 2001	F20	x	x	13.23	12.21	11.93	13.12	<b>13.23</b> PB
8	2441	ZAITSEVA Aleksandra	NPA	15 JAN 1999	F20	13.19	13.22	13.00	12.95	12.46	12.95	<b>13.22</b>
9	2284	MANTOUDI Zoi	GRE	21 DEC 1994	F20	11.09	13.20	12.96				<b>13.20</b> SB
10	2190	MENDES Anais	ECU	18 JAN 2000	F20	12.78	13.11	13.16				<b>13.16</b> SB
11	2543	MYSNYK Anastasiia	UKR	19 FEB 1991	F20	11.93	12.72	12.51				<b>12.72</b>
12	2545	PIVEN Svitlana	UKR	4 DEC 1994	F20	12.13	12.25	x				<b>12.25</b>
13	2529	YILDIRIM Eda	TUR	1 MAR 2003	F20	11.69	11.94	11.95				<b>11.95</b>

Starting order	1	2	3	4	5	6	7	8	9	10	11	12	13
Initial	2284	2547	2529	2545	2191	2219	2441	2190	2525	2430	2192	2244	2543
After attempt 3	2441	2192	2547	2525	2430	2219	2191	2244					
After attempt 5	2441	2192	2547	2525	2430	2191	2219	2244					

#### Weather conditions

Start of the event:  
End of the event:

#### Temperature

27 °C  
26 °C

#### Humidity

53 %  
54 %

#### Conditions

Partly cloudy  
Partly cloudy

<b>Legend:</b>	<b>x</b> Failed trial	<b>PB</b> Personal Best	<b>SB</b> Season Best	<b>WR</b> World Record
----------------	-----------------------	-------------------------	-----------------------	------------------------





**Results**  
Résultats

<b>WORLD RECORD</b>	<b>7.85</b>	<b>BRITO OLIVEIRA</b> Wanna Helena	BRA	Sao Paulo (BRA)	16 MAR 2024
<b>PARALYMPIC RECORD</b>	<b>7.61</b>	<b>MOSKALENKO</b> Anastasiia	UKR	Tokyo (JPN)	1 SEP 2021

Start Time: 18:59      End Time: 21:53

Rank	Athlete Bib	Name	NPC Code	Date of Birth	Sport Class	1	2	3	4	5	6	Result
1	2542	MOSKALENKO Anastasiia	UKR	16 AUG 2000	F32	7.52	7.98	7.75	7.71	8.00	7.91	<b>8.00</b> WR
2	2059	BRITO OLIVEIRA Wanna Helena	BRA	12 JUL 1996	F32	7.72	7.87	7.19	7.69	7.89	7.39	<b>7.89</b> AR
3	2424	GALAKTIONOVA Evgeniia	NPA	12 APR 2000	F32	7.18	6.99	6.87	7.17	7.72	7.46	<b>7.72</b> SB
4	2433	SAFAROVA Nargiza	NPA	15 FEB 1998	F32	5.54	5.77	5.76	6.02	5.92	5.84	<b>6.02</b> PB
5	2536	ALKTEBI Noura	UAE	3 DEC 1992	F32	5.36	5.87	5.92	5.56	5.81	5.82	<b>5.92</b>
6	2034	LITTLE Rosemary	AUS	27 AUG 1982	F32	5.58	x	5.38	5.91	5.75	5.44	<b>5.91</b>
7	2003	GASMI Mounia	ALG	2 JUN 1990	F32	4.91	5.64	5.89	5.63	x	5.55	<b>5.89</b> SB
8	2511	IBRAHMI Maroua	TUN	19 SEP 1988	F32	5.79	5.63	5.70	5.70	5.55	5.81	<b>5.81</b>
9	2058	BOSCOLO CASTILHO .	BRA	25 MAR 2002	F32	5.21	5.61	5.20	4.87	5.10	4.92	<b>5.61</b>
10	2027	CLIFTON-BLIGH Sarah	AUS	19 JAN 2004	F32	4.32	4.64	4.85	4.69	4.44	4.10	<b>4.85</b>
11	2513	NAYLI Saida	TUN	25 OCT 1992	F32	4.67	4.08	4.80	3.68	3.37	3.64	<b>4.80</b>
12	2535	ALKAABI Thekra	UAE	9 NOV 2001	F32	4.16	4.32	4.21	4.13	4.06	4.09	<b>4.32</b>
	2461	KOZAKOWSKA Roza	POL	26 AUG 1989	F32							<b>DNS</b>

Starting order	1	2	3	4	5	6	7	8	9	10	11	12	13
	2536	2059	2542	2424	2461	2058	2003	2513	2034	2511	2027	2433	2535

**Weather conditions**

Start of the event:  
End of the event:

**Temperature**

21 °C  
18 °C

**Humidity**

48 %  
68 %

**Conditions**

Partly cloudy  
Overcast

<b>Legend:</b>	<b>x</b> Failed trial	<b>AR</b> Area Record	<b>DNS</b> Did Not Start	<b>PB</b> Personal Best
	<b>SB</b> Season Best	<b>WR</b> World Record		



Results  
Résultats

**REVISED**  
6 SEP 15:55

<b>WORLD RECORD</b>	<b>8.23</b>	<b>COTA VERA Gilda Guadalupe</b>	MEX	Xalapa (MEX)	6 APR 2024
<b>PARALYMPIC RECORD</b>	<b>7.10</b>	<b>BOUDJADAR Asmahane</b>	ALG	Tokyo (JPN)	2 SEP 2021

Start Time: 19:32

End Time: 21:28

Rank	Athlete Bib	Name	NPC Code	Date of Birth	Sport Class	1	2	3	4	5	6	Result
1	2134	WU Qing	CHN	25 MAR 1988	F33	7.87	7.91	x	7.98	7.97	7.98	<b>7.98</b> PR,AR
2	2382	COTA VERA Gilda Guadalupe	MEX	10 SEP 1989	F33	7.85	x	7.31	7.28	7.89	7.63	<b>7.89</b>
3	2428	KRIVENOK Svetlana	NPA	19 MAR 1998	F33	7.36	7.74	7.14	7.34	7.22	4.91	<b>7.74</b> PB
4	2001	BOUDJADAR Asmahane	ALG	13 JUN 1980	F33	7.01	6.95	7.15	6.94	7.30	7.13	<b>7.30</b> PB
5	2374	EL KASSIOUI Fouzia	MAR	1 JAN 1992	F33	6.92	7.07	7.16	x	x	x	<b>7.16</b> SB
6	2102	HANES Julia	CAN	19 MAY 1995	F33	7.00	7.15	6.93	6.78	7.15	7.14	<b>7.15</b> PB
7	2465	OLEKSIUK Joanna	POL	14 JUL 1992	F33	6.38	6.52	6.46	6.54	6.47	6.58	<b>6.58</b>
8	2039	STRONG Maria	AUS	11 MAR 1971	F33	6.12	5.89	x	6.35	5.96	6.16	<b>6.35</b>
9	2479	MASOUD Sara Hamdi	QAT	14 AUG 1986	F33	4.93	4.99	5.02	4.92	4.88	5.03	<b>5.03</b>

Starting order	1	2	3	4	5	6	7	8	9
	2479	2134	2382	2428	2102	2465	2001	2374	2039

Weather conditions

Start of the event:  
End of the event:

Temperature

17 °C  
16 °C

Humidity

85 %  
89 %

Conditions

Overcast  
Overcast

Legend:

x Failed trial  
SB Season Best  
AR Area Record  
PB Personal Best  
PR Paralympic Record

REVISED

Record indicators corrected.



## Results

### Résultats

<b>WORLD RECORD</b>	<b>9.25</b>	<b>ZOU Lijuan</b>	CHN	Paris (FRA)	12 JUL 2023
<b>PARALYMPIC RECORD</b>	<b>9.19</b>	<b>ZOU Lijuan</b>	CHN	Tokyo (JPN)	31 AUG 2021

Start Time: 10:58

End Time: 12:57

Rank	Athlete Bib	Name	NPC Code	Date of Birth	Sport Class	1	2	3	4	5	6	Result
1	2146	ZOU Lijuan	CHN	6 AUG 1994	F34	8.95	8.91	8.95	8.76	9.14	8.79	<b>9.14</b> SB
2	2459	KORNOBYS Lucyna	POL	17 FEB 1978	F34	7.84	8.25	8.33	8.19	8.09	8.32	<b>8.33</b> SB
3	2370	AMOUDI Saida	MAR	1 JAN 1980	F34	7.67	7.69	7.43	7.71	7.62	7.80	<b>7.80</b> SB
4	2147	ZUO Caiyun	CHN	7 FEB 1996	F34	6.99	7.32	7.24	7.31	7.51	7.52	<b>7.52</b> PB
5	2296	JADHAV Bhagyashri Mahavrao	IND	24 MAY 1985	F34	7.05	7.23	6.42	6.90	7.00	7.28	<b>7.28</b>
6	2266	KOSCHE Charleen	GER	24 FEB 2001	F34	7.22	6.71	7.21	7.18	7.19	7.20	<b>7.22</b>
7	2509	BEN MBAREK Sawsen	TUN	3 JAN 1993	F34	6.93	6.74	6.85	6.82	6.67	6.93	<b>6.93</b>
8	2359	ALJUMAAH Sarah	KSA	14 JUL 1979	F34	6.36	6.66	6.47	6.72	6.28	6.65	<b>6.72</b> PB
9	2030	CREES Dayna	AUS	19 MAR 2002	F34	6.25	6.12	6.14	6.30	6.27	6.05	<b>6.30</b> PB

Starting order	1	2	3	4	5	6	7	8	9
	2030	2370	2296	2146	2459	2266	2147	2509	2359

**Weather conditions**

Start of the event:  
End of the event:

**Temperature**

20 °C  
19 °C

**Humidity**

94 %  
90 %

**Conditions**

Drizzle  
Overcast

<b>Legend:</b>	<b>PB</b> Personal Best	<b>SB</b> Season Best
----------------	-------------------------	-----------------------



## Results

### Résultats

<b>WORLD RECORD</b>	<b>13.91</b>	<b>WANG Jun</b>	CHN	Rio de Janeiro (BRA)	15 SEP 2016
<b>PARALYMPIC RECORD</b>	<b>13.91</b>	<b>WANG Jun</b>	CHN	Rio de Janeiro (BRA)	15 SEP 2016

Start Time: 9:59

End Time: 10:53

Rank	Athlete Bib	Name	NPC Code	Date of Birth	Sport Class	1	2	3	4	5	6	Result
1	2546	POMAZAN Mariia	UKR	15 OCT 1988	F35	12.75	10.40	11.37	12.20	12.27	12.09	<b>12.75</b> SB
2	2132	WANG Jun	CHN	30 JUN 1990	F35	11.65	x	11.94	11.79	11.62	x	<b>11.94</b>
3	2247	NICHOLSON Anna	GBR	13 APR 1995	F35	x	9.44	x	9.19	8.91	9.18	<b>9.44</b>
4	2182	LUXOVA Anna	CZE	28 MAY 1997	F35	8.69	8.99	8.91	8.26	8.80	8.48	<b>8.99</b> PB
5	2588	AKHMATKHONOVA Dilafruzkhon	UZB	23 JUN 1990	F35	8.87	8.98	8.85	8.97	x	x	<b>8.98</b>
6	2463	MALISZEWSKA Klaudia	POL	28 JAN 1992	F35	8.53	x	8.18	8.22	8.15	7.92	<b>8.53</b>
7	2427	IVANOVA Daria	NPA	3 OCT 1989	F35	7.95	7.61	7.92	7.37	x	x	<b>7.95</b>
8	2079	OLIVEIRA da NOBRE.	BRA	2 MAY 1990	F35	7.60	x	7.40	7.45	7.94	7.70	<b>7.94</b>

Starting order	1	2	3	4	5	6	7	8
Initial	2588	2182	2247	2079	2132	2463	2427	2546
After attempt 3	2079	2427	2463	2588	2182	2247	2132	2546
After attempt 5	2079	2427	2463	2588	2182	2247	2132	2546

**Weather conditions**

Start of the event:  
End of the event:

**Temperature**

15 °C  
15 °C

**Humidity**

100 %  
100 %

**Conditions**

Rain  
Light rain

<b>Legend:</b>	<b>x</b> Failed trial	<b>PB</b> Personal Best	<b>SB</b> Season Best
----------------	-----------------------	-------------------------	-----------------------



## Results

### Résultats

<b>WORLD RECORD</b>	<b>15.50</b>	<b>ADAMS Lisa</b>	NZL	Hastings (NZL)	13 SEP 2020
<b>PARALYMPIC RECORD</b>	<b>15.12</b>	<b>ADAMS Lisa</b>	NZL	Tokyo (JPN)	28 AUG 2021

Start Time: 19:00      End Time: 20:02

Rank	Athlete Bib	Name	NPC Code	Date of Birth	Sport Class	1	2	3	4	5	6	Result
1	2123	LI Yingli	CHN	24 DEC 1997	F37	12.97	13.45	12.95	13.10	x	x	<b>13.45</b>
2	2127	MI Na	CHN	5 AUG 1986	F37	12.61	13.19	x	12.31	x	11.17	<b>13.19</b> SB
3	2439	VERTINSKAYA Irina	NPA	17 SEP 1984	F37	12.35	12.86	12.67	12.65	x	11.94	<b>12.86</b>
4	2033	HOSE Ella	AUS	4 JUL 2005	F37	10.43	11.25	10.84	10.68	x	10.80	<b>11.25</b> PB
5	2180	BERNA Eva	CZE	25 MAY 1986	F37	10.71	10.46	x	x	x	10.36	<b>10.71</b> SB
6	2607	COHEN EPIEYU YDJ	VEN	25 DEC 1982	F37	x	9.86	10.67	9.95	9.51	9.58	<b>10.67</b>
7	2018	TASSI SANCHEZ Karen Melanie	ARG	18 JUL 2000	F37	10.23	10.40	x	9.61	x	9.02	<b>10.40</b> PB
8	2158	HENAO SANCHEZ Maria Salome	COL	26 APR 2006	F37	8.97	9.81	9.61	9.78	9.39	9.78	<b>9.81</b>
9	2319	GARDARSDOTTIR Ingeborg Eide	ISL	15 MAY 1996	F37	9.38	x	9.26				<b>9.38</b>

Starting order	1	2	3	4	5	6	7	8	9
Initial	2439	2158	2180	2123	2607	2319	2018	2033	2127
After attempt 3	2158	2018	2607	2180	2033	2439	2127	2123	
After attempt 5	2158	2018	2607	2180	2033	2439	2127	2123	

**Weather conditions**

Start of the event:  
End of the event:

**Temperature**

24 °C  
24 °C

**Humidity**

79 %  
79 %

**Conditions**

Overcast  
Overcast

<b>Legend:</b>	<b>x</b> Failed trial	<b>PB</b> Personal Best	<b>SB</b> Season Best
----------------	-----------------------	-------------------------	-----------------------



**Results**  
Résultats

<b>WORLD RECORD</b>	<b>9.25</b>	<b>BAARS Lara</b>	NED	Hechingen (GER)	9 MAY 2024
<b>PARALYMPIC RECORD</b>	<b>8.75</b>	<b>SLIWINSKA Renata</b>	POL	Tokyo (JPN)	4 SEP 2021

Start Time: 11:50      End Time: 13:02

Rank	Athlete Bib	Name	NPC Code	Date of Birth	Sport Class	1	2	3	4	5	6	Result
1	2409	BAARS Lara	NED	23 DEC 1996	F40	9.10	x	8.84	8.89	9.07	x	<b>9.10</b> PR
2	2467	SLIWINSKA Renata	POL	5 SEP 1996	F40	8.63	9.00	8.59	8.58	8.74	8.71	<b>9.00</b> SB
3	2512	JEBALI Raja	TUN	2 AUG 1997	F40	8.64	8.38	8.66	x	8.57	8.21	<b>8.66</b> =SB
4	2537	ALZEYODI Maryam	UAE	2 AUG 1995	F40	8.49	8.52	8.60	8.19	8.32	8.62	<b>8.62</b> AR
5	2419	ONYE Lauritta	NGR	4 JAN 1984	F40	8.50	x	7.98	x	x	7.78	<b>8.50</b> SB
6	2388	MEJIA HERNANDEZ Pauleth	MEX	6 DEC 2004	F40	8.06	7.93	7.99	7.96	7.99	7.86	<b>8.06</b>
7	2506	BELHAJ SALEM Nourhein	TUN	6 JUL 2003	F40	7.66	7.59	7.80	x	7.55	7.01	<b>7.80</b>
8	2316	FITZGERALD Mary	IRL	11 AUG 1999	F40	7.49	7.64	7.34	7.45	7.09	7.24	<b>7.64</b>
9	2522	CIRIT Rabia	TUR	16 APR 1998	F40	7.46	7.32	7.36				<b>7.46</b>
10	2160	MUNOZ NIETO Yesica Paola	COL	5 JUL 2008	F40	6.11	6.69	6.37				<b>6.69</b> SB
11	2451	AL ANBURI Sara	OMA	11 OCT 1992	F40	4.48	x	4.42				<b>4.48</b> SB

Starting order	1	2	3	4	5	6	7	8	9	10	11
Initial	2512	2522	2316	2388	2451	2160	2506	2537	2409	2467	2419
After attempt 3	2316	2506	2388	2419	2537	2512	2467	2409			
After attempt 5	2316	2506	2388	2419	2537	2512	2467	2409			

**Weather conditions**

Start of the event:  
End of the event:

**Temperature**

20 °C  
20 °C

**Humidity**

85 %  
85 %

**Conditions**

Light rain  
Light rain

<b>Legend:</b>	<b>x</b> Failed trial	<b>=SB</b> Equal Season Best	<b>AR</b> Area Record	<b>PR</b> Paralympic Record
	<b>SB</b> Season Best			



**Results**  
Résultats

<b>WORLD RECORD</b>	<b>10.55</b>	<b>TLILI Raoua</b>	TUN	Tokyo (JPN)	27 AUG 2021
<b>PARALYMPIC RECORD</b>	<b>10.55</b>	<b>TLILI Raoua</b>	TUN	Tokyo (JPN)	27 AUG 2021

Start Time: 10:39      End Time: 11:54

Rank	Athlete Bib	Name	NPC Code	Date of Birth	Sport Class	1	2	3	4	5	6	Result
1	2514	TLILI Raoua	TUN	5 OCT 1989	F41	x	10.40	9.67	9.97	x	10.01	<b>10.40</b> SB
2	2592	KHAKIMOVA Kubaro	UZB	31 JAN 2002	F41	9.98	10.36	10.19	9.72	10.06	9.07	<b>10.36</b> AR
3	2017	RUIZ DIAZ Antonella	ARG	28 DEC 1996	F41	9.33	9.35	9.45	8.87	9.58	x	<b>9.58</b> SB
4	2156	BUITRAGO ARIZA Mayerli	COL	4 NOV 1986	F41	9.00	9.39	x	x	8.99	x	<b>9.39</b>
5	2376	KARIM Youssra	MAR	26 MAR 1997	F41	8.70	x	8.77	8.57	x	8.73	<b>8.77</b>
6	2508	BEN KOELLEB Samar	TUN	15 NOV 1995	F41	x	x	8.56	x	7.72	8.52	<b>8.56</b>
7	2371	EL GARAA Hayat	MAR	2 MAR 1996	F41	x	8.11	7.97	8.32	7.85	8.11	<b>8.32</b>
8	2597	MUKHTOROVA Madina	UZB	1 NOV 2006	F41	7.59	8.10	8.09	8.04	7.51	7.88	<b>8.10</b>
9	2189	LOPEZ MACAS Estefany Gisela	ECU	31 JAN 1992	F41	5.91	7.56	8.07				<b>8.07</b> SB
10	2097	BOLTON Charlotte	CAN	27 JUN 2003	F41	x	7.92	x				<b>7.92</b>
11	2096	NDAKARA Veronica	CAF	8 NOV 2000	F41	6.70	6.66	6.67				<b>6.70</b>

Starting order	1	2	3	4	5	6	7	8	9	10	11
Initial	2156	2189	2096	2592	2097	2597	2376	2508	2017	2514	2371
After attempt 3	2597	2371	2508	2376	2156	2017	2592	2514			
After attempt 5	2597	2371	2508	2376	2156	2017	2592	2514			

**Weather conditions**

Start of the event:  
End of the event:

**Temperature**

18 °C  
17 °C

**Humidity**

78 %  
90 %

**Conditions**

Light rain  
Overcast

<b>Legend:</b>	<b>x</b> Failed trial	<b>AR</b> Area Record	<b>SB</b> Season Best
----------------	-----------------------	-----------------------	-----------------------



## Results Résultats

### F46 Records

<b>WORLD RECORD</b>	<b>13.60</b>	<b>MALKAMAKI Noelle</b>	USA	Miramar (USA)	20 JUL 2024
<b>PARALYMPIC RECORD</b>	<b>11.93</b>	<b>JAENICKE Britta</b>	GER	Sydney (AUS)	28 OCT 2000

Start Time: 11:48

End Time: 12:51

Rank	Athlete Bib	Name	NPC Code	Date of Birth	Sport Class	1	2	3	4	5	6	Result
1	2572	MALKAMAKI Noelle	USA	9 JAN 2001	F46	13.51	13.95	13.38	14.06	13.48	14.00	<b>14.06</b> WR
2	2548	SHPATKIVSKA Mariia	UKR	8 JUN 2000	F46	11.79	12.22	11.62	12.35	11.25	11.54	<b>12.35</b> AR
3	2449	ROBINSON Holly	NZL	10 DEC 1994	F46	x	11.46	11.72	11.73	11.59	11.88	<b>11.88</b>
4	2335	SAITO Yukiko	JPN	2 AUG 1993	F46	10.91	11.03	11.26	11.42	11.28	11.61	<b>11.61</b>
5	2078	NAHIRNEI Suzana	BRA	14 JUL 1994	F46	11.26	11.24	10.66	10.66	11.43	11.11	<b>11.43</b>
6	2504	AZAIIEZ Jihen	TUN	6 FEB 2003	F46	11.01	10.83	10.93	x	10.60	10.94	<b>11.01</b> AR
7	2104	PEGG Katie	CAN	19 JUN 2004	F46	10.43	10.72	10.41	10.33	10.34	10.62	<b>10.72</b>
8	2139	ZHANG Jiamin	CHN	4 OCT 2000	F46	10.66	10.46	x	x	10.40	9.72	<b>10.66</b>
9	2591	ERGASHEVA Roziyakhon	UZB	11 APR 1999	F46	9.08	9.71	9.96				<b>9.96</b> SB
10	2488	SOKOLOV Saska	SRB	15 MAY 1995	F46	9.22	9.39	9.11				<b>9.39</b>
11	2367	VAINAUSKAITE Eivyde	LTU	4 OCT 2003	F46	9.16	9.13	9.33				<b>9.33</b>
12	2599	YIGITALIEVA Shahinakhon	UZB	19 OCT 2008	F46	9.01	9.32	8.24				<b>9.32</b>
13	2285	CHARLES Ishona	GRN	15 MAY 1986	F46	8.18	8.74	9.30				<b>9.30</b> PB
14	2303	RAWAT Amisha	IND	20 MAY 2003	F46	9.25	8.72	9.00				<b>9.25</b> PB
15	2274	VASKE Kim Marie	GER	11 MAR 2005	F46	6.52	8.89	9.04				<b>9.04</b>

Starting order	1	2	3	4	5	6	7	8	9	10	11	12	13	14	15
Initial	2274	2104	2303	2078	2285	2367	2488	2548	2335	2504	2591	2139	2449	2572	2599
After attempt 3	2139	2104	2504	2335	2078	2449	2548	2572							
After attempt 5	2139	2104	2504	2335	2078	2449	2548	2572							

### Weather conditions

Start of the event:  
End of the event:

### Temperature

19 °C  
19 °C

### Humidity

73 %  
73 %

### Conditions

Overcast  
Overcast

### Legend:

x	Failed trial	AR	Area Record	PB	Personal Best	SB	Season Best
WR	World Record						





## Results Résultats

### F53 Records

<b>WORLD RECORD</b>	<b>7.75</b>	<b>RODRIGUES GOMES Elizabeth</b>	BRA	Paris (FRA)	12 JUL 2023
<b>PARALYMPIC RECORD</b>	<b>4.76</b>	<b>NEDHAM Fatema</b>	BRN	Rio de Janeiro (BRA)	12 SEP 2016

### F54 Records

<b>WORLD RECORD</b>	<b>8.33</b>	<b>MARDONES Francisca</b>	CHI	Tokyo (JPN)	30 AUG 2021
<b>PARALYMPIC RECORD</b>	<b>8.33</b>	<b>MARDONES Francisca</b>	CHI	Tokyo (JPN)	30 AUG 2021

Start Time: 11:07

End Time: 12:54

Rank	Athlete Bib	Name	NPC Code	Date of Birth	Sport Class	1	2	3	4	5	6	Result
1	2395	ZARZA GUADARRAMA Gloria	MEX	20 AUG 1984	F54	7.81	8.06	8.01	x	7.89	7.97	<b>8.06</b>
2	2082	RODRIGUES GOMES Elizabeth	BRA	15 JAN 1965	F53	7.28	x	x	7.51	7.18	7.82	<b>7.82</b> WR
3	2595	KURBANOVA Nurkhon	UZB	12 AUG 1994	F54	7.73	x	x	7.75	7.27	7.47	<b>7.75</b> SB
4	2114	MARDONES Francisca	CHI	24 SEP 1977	F54	7.02	7.35	7.38	7.07	6.40	7.59	<b>7.59</b> SB
5	2313	SALEHI Elham	IRI	23 SEP 1980	F54	7.25	7.29	7.40	7.41	7.38	7.46	<b>7.46</b> SB
6	2422	BOGACHEVA Mariia	NPA	26 APR 1977	F54	7.00	6.92	7.09	6.76	6.81	6.91	<b>7.09</b>
7	2420	UGWUNWA Flora	NGR	26 JUN 1984	F54	6.47	6.37	6.59	x	6.72	6.65	<b>6.72</b>

Starting order	1	2	3	4	5	6	7
	2420	2422	2114	2395	2313	2082	2595

### Weather conditions

Start of the event:  
End of the event:

### Temperature

22 °C  
23 °C

### Humidity

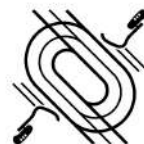
73 %  
67 %

### Conditions

Few clouds  
Partly cloudy

### Legend:

x Failed trial      SB Season Best      WR World Record



## Results Résultats

### F57 Records

<b>WORLD RECORD</b>	<b>11.62</b>	<b>DJELAL Safia</b>	ALG	Kobe (JPN)	23 MAY 2024
<b>PARALYMPIC RECORD</b>	<b>11.29</b>	<b>DJELAL Safia</b>	ALG	Tokyo (JPN)	2 SEP 2021

Start Time: 10:17

End Time: 13:08

Rank	Athlete Bib	Name	NPC Code	Date of Birth	Sport Class	1	2	3	4	5	6	Result
1	2002	DJELAL Safia	ALG	4 MAR 1983	F57	9.69	10.87	11.15	11.56	10.60	11.04	<b>11.56</b> PR
2	2135	XU Mian	CHN	10 SEP 1997	F57	9.93	10.41	10.46	10.66	10.89	10.58	<b>10.89</b>
3	2006	SAIFI Nassima	ALG	29 OCT 1988	F57	10.22	10.49	10.29	10.43	10.42	10.74	<b>10.74</b> SB
4	2391	ORTIZ HERNANDEZ M	MEX	18 FEB 1973	F57	9.96	10.33	10.11	9.97	10.23	10.23	<b>10.33</b>
5	2131	TIAN Yuxin	CHN	21 OCT 1999	F57	10.22	9.87	10.12	9.97	10.08	9.88	<b>10.22</b> PB
6	2063	da SILVA Julyana Cristina	BRA	1 MAY 1996	F57	9.61	9.41	9.40	9.45	9.36	9.36	<b>9.61</b>
7	2593	KHAMDAMOVA Mokhigul	UZB	2 OCT 1995	F57	9.52	9.44	9.18	9.31	9.05	9.09	<b>9.52</b> PB
8	2153	MAWE FOKOA Arlette	CMR	22 FEB 1989	F57	8.89	8.81	8.88	9.10	8.75	8.32	<b>9.10</b>
9	2281	ISSAH Zinabu	GHA	6 MAR 1980	F57	8.51	8.48	8.35	8.84	8.50	8.66	<b>8.84</b> PB
10	2440	VETOKHINA Ekaterina	NPA	18 SEP 1997	F57	7.86	7.76	7.85	7.63	8.12	7.90	<b>8.12</b>
11	2605	ENOCK Elie	VAN	11 JUL 1989	F57	7.05	6.70	6.95	7.27	6.97	6.53	<b>7.27</b> SB
12	2052	HOUNDALOWAN MC	BEN	19 JUL 1984	F57 YC	4.13	x	x	x	x	5.59	<b>5.59</b>
	2363	MYERS Angie	LBR	23 JUL 2004	F57							<b>DNS</b>

Starting order	1	2	3	4	5	6	7	8	9	10	11	12	13
	2052	2135	2002	2006	2391	2063	2131	2153	2593	2281	2440	2605	2363

### Weather conditions

Start of the event:  
End of the event:

### Temperature

15 °C  
16 °C

### Humidity

100 %  
95 %

### Conditions

Rain  
Light rain

### Note:

Yellow Card - Athlete HOUNDALOWAN Marina Charlotte - R6.16.1 - Noncompliance of equipment – racing chairs, running frames, throwing frames, prosthetic devices, helmets, tethers and eye masks/opaque glasses.

### Legend:

**x** Failed trial  
**SB** Season Best  
**DNS** Did Not Start  
**YC** Yellow Card  
**PB** Personal Best  
**PR** Paralympic Record



## Results

### Résultats

Qualification Criteria: 4 best performers (q) advance to the Final.

#### F56 Records

<b>WORLD RECORD</b>	<b>9.95</b>	<b>MEDJMEDJ Nadia</b>	ALG	Sharjah (UAE)	14 FEB 2019
<b>PARALYMPIC RECORD</b>	<b>9.92</b>	<b>MEDJMEDJ Nadia</b>	ALG	Rio de Janeiro (BRA)	8 SEP 2016

#### F57 Records

<b>WORLD RECORD</b>	<b>11.62</b>	<b>DJELAL Safia</b>	ALG	Kobe (JPN)	23 MAY 2024
<b>PARALYMPIC RECORD</b>	<b>11.29</b>	<b>DJELAL Safia</b>	ALG	Tokyo (JPN)	2 SEP 2021

Start Time: 10:28

End Time: 11:43

Rank	Athlete Bib	Name	NPC Code	Date of Birth	Sport Class	1	2	3	Result
1	2281	ISSAH Zinabu	GHA	6 MAR 1980	F57	x	8.49	8.67	<b>8.67</b> q PB
2	2440	VETOKHINA Ekaterina	NPA	18 SEP 1997	F57	7.71	7.93	7.89	<b>7.93</b> q
3	2363	MYERS Angie	LBR	23 JUL 2004	F57	5.16	5.86	6.42	<b>6.42</b> q PB
4	2052	HOUNDALOWAN Marina Charlotte	BEN	19 JUL 1984	F57	6.11	5.96	x	<b>6.11</b> q PB
5	2154	NSENGA SALA Nancy	COD	18 MAR 1989	F57	6.01	5.99	5.85	<b>6.01</b> PB
	2112	NGANGA Mireille	CGO	12 JAN 1976	F56	x	x	x	<b>NM</b>
	2605	ENOCK Elie	VAN	11 JUL 1989	F57				<b>DNS</b>

Starting order	1	2	3	4	5	6	7
	2154	2363	2112	2052	2605	2281	2440

#### Weather conditions

Start of the event:  
End of the event:

#### Temperature

18 °C  
19 °C

#### Humidity

85 %  
73 %

#### Conditions

Sunny intervals  
Overcast

<b>Legend:</b>	<b>x</b> Failed trial	<b>DNS</b> Did Not Start	<b>NM</b> No Mark	<b>PB</b> Personal Best
	<b>q</b> qualified by performance			



## Results Résultats

### F42 Records

<b>WORLD RECORD</b>	<b>11.64</b>	<b>NWACHUKWU Goodness Chiemerie</b>	NGR	Paris (FRA)	15 JUL 2023
<b>PARALYMPIC RECORD</b>		vacant			

### F44 Records

<b>WORLD RECORD</b>	<b>13.14</b>	<b>YAO Juan</b>	CHN	Doha (QAT)	28 OCT 2015
<b>PARALYMPIC RECORD</b>	<b>13.05</b>	<b>YAO Juan</b>	CHN	London (GBR)	3 SEP 2012

### F63 Records

<b>WORLD RECORD</b>	<b>10.64</b>	<b>NOUCHET Alexandra</b>	FRA	Kobe (JPN)	23 MAY 2024
<b>PARALYMPIC RECORD</b>	<b>10.06</b>	<b>ZHENG Baozhu</b>	CHN	Beijing (CHN)	9 SEP 2008

### F64 Records

<b>WORLD RECORD</b>	<b>11.15</b>	<b>COMBRINK Maria</b>	RSA	Port Elizabeth (RSA)	25 APR 2021
<b>PARALYMPIC RECORD</b>		vacant			

Start Time: 11:42

End Time: 13:08

Rank	Athlete Bib	Name	NPC Code	Date of Birth	Sport Class	1	2	3	4	5	6	Result
1	2138	YAO Juan	CHN	18 JUL 1984	F44	12.27	12.39	12.53	x	11.77	11.96	<b>12.53</b> SB
2	2576	MIDDLETON Arelle	USA	9 FEB 2008	F44	12.07	12.19	x	12.02	11.89	11.56	<b>12.19</b> PB
3	2137	YANG Yue	CHN	3 MAR 1983	F44	11.72	11.77	x	11.45	x	11.31	<b>11.77</b> SB
4	2418	NWACHUKWU GC	NGR	6 OCT 1998	F42	9.41	10.48	10.44	11.25	11.46	11.49	<b>11.49</b> PR,SB
5	2248	ODUWAIYE Funmi	GBR	15 JAN 2003	F44	11.06	11.27	10.90	10.90	10.85	x	<b>11.27</b>
6	2460	KOTLOWSKA Faustyna	POL	24 MAR 2001	F64	10.84	10.68	x	10.19	10.44	10.55	<b>10.84</b> PR,AR
7	2267	MARTIN WAGNER Lisa	GER	27 FEB 1993	F44	9.49	x	10.56	9.82	10.32	10.08	<b>10.56</b> PB
8	2177	de LAS HERAS CHIBAS Noraivis	CUB	19 SEP 1964	F44	9.59	10.34	9.74	9.73	9.89	9.97	<b>10.34</b> PB
9	2568	HEYISON Samantha	USA	5 AUG 2005	F44	x	10.15	10.23				<b>10.23</b>
10	2228	NOUCHET Alexandra	FRA	10 APR 1998	F63	x	9.36	9.90				<b>9.90</b>
11	2421	NESSE Ida	NOR	19 OCT 1992	F44	8.84	9.24	x				<b>9.24</b>
12	2214	VATUNISOLO Naibili	FIJ	31 OCT 1990	F42	9.19	8.94	8.76				<b>9.19</b> AR
13	2364	KHOTLELE Litsitso	LES	8 MAR 1984	F44	7.68	7.66	7.75				<b>7.75</b> PB
14	2213	SEAU Selina	FIJ	9 APR 1979	F64	7.22	7.30	7.68				<b>7.68</b> PB
15	2362	ALBAHLOUL Abraar	LBA	23 SEP 2009	F42	5.39	4.97	5.04				<b>5.39</b>

Starting order	1	2	3	4	5	6	7	8	9	10	11	12	13	14	15
Initial	2228	2213	2421	2137	2568	2138	2364	2214	2576	2460	2267	2177	2248	2418	2362
After attempt 3	2177	2418	2267	2460	2248	2137	2576	2138							
After attempt 5	2177	2267	2460	2248	2418	2137	2576	2138							



Results  
Résultats

Weather conditions

Start of the event:  
End of the event:

Temperature

16 °C  
16 °C

Humidity

99 %  
95 %

Conditions

Overcast  
Light rain

<b>Legend:</b>		<b>AR</b>	Area Record	<b>PB</b>	Personal Best	<b>PR</b>	Paralympic Record
<b>x</b>	Failed trial						
<b>SB</b>	Season Best						





Results  
Résultats

<b>WORLD RECORD</b>	<b>40.83</b>	<b>ZHANG Liangmin</b>	CHN	Tokyo (JPN)	31 AUG 2021
<b>PARALYMPIC RECORD</b>	<b>40.83</b>	<b>ZHANG Liangmin</b>	CHN	Tokyo (JPN)	31 AUG 2021

Start Time: 12:03      End Time: 13:11

Rank	Athlete Bib	Name	NPC Code	Date of Birth	Sport Class	1	2	3	4	5	6	Result
1	2140	ZHANG Liangmin	CHN	12 OCT 1985	F11	35.93	39.08	38.50	37.89	x	37.13	<b>39.08</b> SB
2	2325	LEGNANTE Assunta	ITA	14 MAY 1978	F11	x	x	36.07	38.01	30.85	34.74	<b>38.01</b> SB
3	2136	XUE Enhui	CHN	6 SEP 1982	F11	37.65	37.67	37.03	x	34.22	37.31	<b>37.67</b>
4	2060	CAMPOS Izabela	BRA	11 APR 1981	F11	x	x	x	29.93	x	34.94	<b>34.94</b>
5	2365	DOBROVOLSKAJA Oksana	LTU	6 FEB 1996	F11	33.33	33.23	34.49	33.92	x	x	<b>34.49</b>
6	2166	RESTREPO MUNOZ YM	COL	3 JUN 1982	F11	26.33	x	27.39	31.06	33.77	30.57	<b>33.77</b> SB
7	2434	SHAKH Elena	NPA	2 JUN 1997	F11	32.14	30.57	32.80	33.34	x	x	<b>33.34</b>
8	2528	TIRIKLI Busra Nur	TUR	7 DEC 1994	F11	x	26.04	x	x	26.08	x	<b>26.08</b>

Starting order	1	2	3	4	5	6	7	8
Initial	2528	2140	2365	2166	2060	2136	2434	2325
After attempt 3	2060	2528	2166	2434	2365	2325	2136	2140
After attempt 5	2528	2060	2434	2166	2365	2136	2325	2140

Weather conditions

Start of the event:  
End of the event:

Temperature

19 °C  
19 °C

Humidity

92 %  
90 %

Conditions

Overcast  
Overcast

<b>Legend:</b>
x      Failed trial <b>SB</b> Season Best



**Results**  
Résultats

**F37 Records**

<b>WORLD RECORD</b>	<b>38.73</b>	<b>MI Na</b>	CHN	Hangzhou (CHN)	27 OCT 2023
<b>PARALYMPIC RECORD</b>	<b>38.50</b>	<b>MI Na</b>	CHN	Tokyo (JPN)	4 SEP 2021

**F38 Records**

<b>WORLD RECORD</b>	<b>38.82</b>	<b>KRUGER Simone</b>	RSA	Kobe (JPN)	25 MAY 2024
<b>PARALYMPIC RECORD</b>	<b>33.73</b>	<b>CASTRO CASTRO Rosa Carolina</b>	MEX	Tokyo (JPN)	4 SEP 2021

Start Time: 20:37      End Time: 21:54

Rank	Athlete Bib	Name	NPC Code	Date of Birth	Sport Class	1	2	3	4	5	6	Result
1	2486	KRUGER Simone	RSA	14 JAN 2005	F38	37.69	38.35	38.70	37.59	x	37.44	<b>38.70</b> PR
2	2123	LI Yingli	CHN	24 DEC 1997	F37	38.46	31.58	36.90	36.96	x	38.64	<b>38.64</b> PR,PB
3	2168	SALDARRIAGA HERNA.	COL	8 AUG 2004	F38	38.27	x	36.83	38.36	38.32	37.75	<b>38.36</b> AR
4	2127	MI Na	CHN	5 AUG 1986	F37	37.25	x	37.12	37.51	x	x	<b>37.51</b>
5	2381	CASTRO CASTRO Rosa Carolina	MEX	3 FEB 2002	F38	32.84	33.04	34.50	x	x	x	<b>34.50</b>
6	2099	FOESSEL Renee Danielle	CAN	30 MAY 1995	F38	34.40	x	x	x	x	29.75	<b>34.40</b>
7	2038	SCHMIDT Samantha	AUS	10 OCT 2001	F38	29.00	29.61	33.05	x	x	32.12	<b>33.05</b> SB
8	2158	HENAO SANCHEZ Maria Salome	COL	26 APR 2006	F37	31.30	32.27	33.01	30.51	31.80	29.40	<b>33.01</b> SB
9	2439	VERTINSKAYA Irina	NPA	17 SEP 1984	F37	27.23	28.24	29.15				<b>29.15</b>
10	2175	PURKIC Ivana	CRO	13 SEP 1989	F38	26.85	x	28.67				<b>28.67</b>
11	2033	HOSE Ella	AUS	4 JUL 2005	F37	27.90	28.36	x				<b>28.36</b> PB
12	2018	TASSI SANCHEZ Karen Melanie	ARG	18 JUL 2000	F37	24.92	23.09	x				<b>24.92</b> SB
13	2607	COHEN EPIEYU YDJ	VEN	25 DEC 1982	F37	23.98	24.27	22.19				<b>24.27</b> SB
14	2497	FALEMAKA MVL	TGA	7 APR 1991	F37	16.58	16.71	15.86				<b>16.71</b> PB

Starting order	1	2	3	4	5	6	7	8	9	10	11	12	13	14
Initial	2127	2381	2175	2038	2158	2123	2607	2486	2497	2168	2439	2033	2099	2018
After attempt 3	2158	2038	2099	2381	2127	2168	2123	2486						
After attempt 5	2158	2038	2099	2381	2127	2168	2123	2486						

**Weather conditions**

Start of the event:  
End of the event:

**Temperature**

19 °C  
19 °C

**Humidity**

76 %  
76 %

**Conditions**

Partly cloudy  
Partly cloudy

<b>Legend:</b>	<b>x</b> Failed trial	<b>AR</b> Area Record	<b>PB</b> Personal Best	<b>PR</b> Paralympic Record
	<b>SB</b> Season Best			



## Results Résultats

### F40 Records

<b>WORLD RECORD</b>	<b>25.19</b>	<b>SLIWINSKA Renata</b>	POL	Warsaw (POL)	17 AUG 2024
<b>PARALYMPIC RECORD</b>	<b>24.70</b>	<b>SLIWINSKA Renata</b>	POL	Tokyo (JPN)	1 SEP 2021

### F41 Records

<b>WORLD RECORD</b>	<b>37.91</b>	<b>TLILI Raoua</b>	TUN	Tokyo (JPN)	1 SEP 2021
<b>PARALYMPIC RECORD</b>	<b>37.91</b>	<b>TLILI Raoua</b>	TUN	Tokyo (JPN)	1 SEP 2021

Start Time: 9:59

End Time: 11:12

Rank	Athlete Bib	Name	NPC Code	Date of Birth	Sport Class	1	2	3	4	5	6	Result
1	2514	TLILI Raoua	TUN	5 OCT 1989	F41	34.52	36.55	34.41	32.97	x	x	<b>36.55</b> SB
2	2376	KARIM Youssra	MAR	26 MAR 1997	F41	35.92	x	34.18	33.36	34.93	36.46	<b>36.46</b>
3	2189	LOPEZ MACAS Estefany Gisela	ECU	31 JAN 1992	F41	28.76	x	30.89	25.62	30.59	29.55	<b>30.89</b> AR
4	2371	EL GARAA Hayat	MAR	2 MAR 1996	F41	28.82	29.28	x	29.49	29.67	29.74	<b>29.74</b>
5	2508	BEN KOELLEB Samar	TUN	15 NOV 1995	F41	28.63	27.12	27.73	26.74	27.57	27.97	<b>28.63</b> PB
6	2097	BOLTON Charlotte	CAN	27 JUN 2003	F41	24.31	28.53	26.55	x	x	27.04	<b>28.53</b>
7	2017	RUIZ DIAZ Antonella	ARG	28 DEC 1996	F41	28.38	27.13	28.16	x	x	x	<b>28.38</b>
8	2503	AMAIMIA Fathia	TUN	5 SEP 1989	F41	x	25.59	25.95	27.37	26.55	x	<b>27.37</b>
9	2592	KHAKIMOVA Kubaro	UZB	31 JAN 2002	F41	21.59	25.19	x				<b>25.19</b> SB
10	2467	SLIWINSKA Renata	POL	5 SEP 1996	F40	23.61	x	21.62				<b>23.61</b>
11	2597	MUKHTOROVA Madina	UZB	1 NOV 2006	F41	19.77	19.41	18.70				<b>19.77</b> PB
12	2537	ALZEYOUNDI Maryam	UAE	2 AUG 1995	F40	17.45	16.99	x				<b>17.45</b>
	2156	BUITRAGO ARIZA Mayerli	COL	4 NOV 1986	F41							<b>DNS</b>

Starting order	1	2	3	4	5	6	7	8	9	10	11	12	13
Initial	2503	2597	2189	2097	2376	2156	2467	2514	2371	2017	2508	2592	2537
After attempt 3	2503	2017	2097	2508	2371	2189	2376	2514					
After attempt 5	2503	2017	2097	2508	2371	2189	2376	2514					

### Weather conditions

Start of the event:  
End of the event:

### Temperature

18 °C  
18 °C

### Humidity

85 %  
76 %

### Conditions

Sunny intervals  
Few clouds

<b>Legend:</b>	<b>x</b> Failed trial	<b>AR</b> Area Record	<b>DNS</b> Did Not Start	<b>PB</b> Personal Best
	<b>SB</b> Season Best			





## Results Résultats

### F51 Records

<b>WORLD RECORD</b>	<b>14.87</b>	<b>MITCHELL Cassie</b>	USA	Arizona (USA)	30 MAY 2021
<b>PARALYMPIC RECORD</b>	<b>14.37</b>	<b>OVSII Zoia</b>	UKR	Tokyo (JPN)	30 AUG 2021

### F52 Records

<b>WORLD RECORD</b>	<b>18.25</b>	<b>RODRIGUES GOMES Elizabeth</b>	BRA	Sao Paulo (BRA)	21 JUL 2022
<b>PARALYMPIC RECORD</b>	<b>17.62</b>	<b>RODRIGUES GOMES Elizabeth</b>	BRA	Tokyo (JPN)	30 AUG 2021

### F53 Records

<b>WORLD RECORD</b>	<b>18.45</b>	<b>RODRIGUES GOMES Elizabeth</b>	BRA	Sao Paulo (BRA)	29 JUN 2024
<b>PARALYMPIC RECORD</b>	<b>15.48</b>	<b>LEBIDIEVA Iana</b>	UKR	Tokyo (JPN)	30 AUG 2021

Start Time: 19:04

End Time: 21:25

Rank	Athlete Bib	Name	NPC Code	Date of Birth	Sport Class	1	2	3	4	5	6	Result
1	2082	RODRIGUES GOMES Elizabeth	BRA	15 JAN 1965	F53	13.42	15.73	16.75	14.27	17.37	17.05	<b>17.37</b> PR
2	2333	ONIDANI Keiko	JPN	21 DEC 1994	F53	15.69	15.78	15.09	15.07	14.64	15.15	<b>15.78</b> AR
3	2544	OVSII Zoia	UKR	30 AUG 1994	F51	13.63	13.58	14.06	13.54	14.17	13.33	<b>14.17</b> SB
4	2577	MITCHELL Cassie	USA	8 JUN 1981	F51	12.62	13.81	11.73	13.99	x	12.46	<b>13.99</b>
5	2426	GORLOVA Elena	NPA	13 APR 1981	F51	11.63	12.34	12.15	12.24	12.19	12.44	<b>12.44</b>
6	2390	OCHOA DELGADO Leticia	MEX	4 MAR 1979	F52	10.92	10.46	10.27	10.84	10.85	x	<b>10.92</b> SB
7	2300	LAKHANI Kanchan	IND	13 MAR 1984	F53	9.81	9.70	9.92	9.43	9.71	10.06	<b>10.06</b> PB
8	2393	SALAS MARIN Maria Estela	MEX	25 MAY 1969	F53	x	x	9.44	9.62	10.02	9.91	<b>10.02</b>

Starting order	1	2	3	4	5	6	7	8
	2082	2333	2577	2544	2426	2393	2300	2390

### Weather conditions

Start of the event:  
End of the event:

### Temperature

24 °C  
23 °C

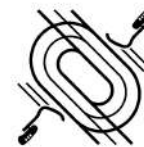
### Humidity

61 %  
58 %

### Conditions

Overcast  
Overcast

Legend:		AR	PB	PR
x	Failed trial	Area Record	Personal Best	Paralympic Record
SB	Season Best			



**Results**  
Résultats

**F54 Records**

<b>WORLD RECORD</b>	<b>20.40</b>	<b>KURBANOVA Nurkhon</b>	UZB	Tokyo (JPN)	27 AUG 2021
<b>PARALYMPIC RECORD</b>	<b>20.40</b>	<b>KURBANOVA Nurkhon</b>	UZB	Tokyo (JPN)	27 AUG 2021

**F55 Records**

<b>WORLD RECORD</b>	<b>27.80</b>	<b>BUGGENHAGEN Marianne</b>	GER	Beijing (CHN)	9 SEP 2008
<b>PARALYMPIC RECORD</b>	<b>27.80</b>	<b>BUGGENHAGEN Marianne</b>	GER	Beijing (CHN)	9 SEP 2008

Start Time: 10:03      End Time: 13:42

Rank	Athlete Bib	Name	NPC Code	Date of Birth	Sport Class	1	2	3	4	5	6	Result
1	2157	<b>CASTANO SALAZAR Erica Maria</b>	COL	9 OCT 1985	F55	24.45	26.70	25.59	24.96	26.04	25.06	<b>26.70</b>
2	2116	<b>DONG Feixia</b>	CHN	17 MAR 1989	F55	24.08	24.39	26.39	26.08	26.10	26.67	<b>26.67</b> AR
3	2384	<b>GUERRERO CAZARES R</b>	MEX	30 NOV 1984	F55	24.99	25.22	25.81	25.05	19.49	24.93	<b>25.81</b> SB
4	2361	<b>KRUMINA Diana</b>	LAT	4 FEB 1986	F55	23.74	23.87	24.31	20.63	22.83	x	<b>24.31</b>
5	2373	<b>EL KAOUI Norelhouda</b>	MAR	3 JAN 1983	F55	23.42	22.71	22.39	x	22.91	21.98	<b>23.42</b> AR
6	2093	<b>ALOMARI Rooba</b>	BRN	23 JAN 1991	F55	21.99	22.05	22.14	22.95	22.77	23.24	<b>23.24</b>
7	2389	<b>NAVARRO HERNANDEZ</b>	MEX	10 DEC 2006	F55	x	21.51	x	21.35	21.66	20.52	<b>21.66</b>
8	2299	<b>KASANA Sakshi</b>	IND	21 AUG 1996	F55	19.55	x	x	19.15	21.49	19.76	<b>21.49</b> SB
9	2298	<b>KARAMJYOTI Karam Jyoti</b>	IND	30 NOV 1987	F55	x	18.78	17.87	17.67	20.04	20.22	<b>20.22</b> SB
10	2401	<b>COULIBALY Korotoumou</b>	MLI	14 JUN 1983	F55	14.78	16.91	17.40	18.57	18.41	12.48	<b>18.57</b>
11	2595	<b>KURBANOVA Nurkhon</b>	UZB	12 AUG 1994	F54	15.33	17.01	16.69	16.46	16.71	17.26	<b>17.26</b> SB
12	2598	<b>SEMYONOVA Natalya</b>	UZB	27 DEC 1981	F55	x	11.70	13.48	11.96	x	11.86	<b>13.48</b> SB
	2453	<b>VALDES ROMERO IDR</b>	PAN	13 AUG 1977	F55							<b>DNS</b>

Starting order	1	2	3	4	5	6	7	8	9	10	11	12	13
	2598	2453	2595	2384	2298	2373	2299	2093	2361	2116	2157	2389	2401

**Weather conditions**

Start of the event:  
End of the event:

**Temperature**

18 °C  
18 °C

**Humidity**

77 %  
88 %

**Conditions**

Overcast  
Overcast

**Legend:**

x Failed trial      AR Area Record      DNS Did Not Start      SB Season Best



**Results**  
Résultats

**F57 Records**

<b>WORLD RECORD</b>	<b>35.76</b>	<b>SAIFI Nassima</b>	ALG	Dubai (UAE)	9 NOV 2019
<b>PARALYMPIC RECORD</b>	<b>33.33</b>	<b>SAIFI Nassima</b>	ALG	Rio de Janeiro (BRA)	15 SEP 2016

Start Time: 10:12

End Time: 13:04

Rank	Athlete Bib	Name	NPC Code	Date of Birth	Sport Class	1	2	3	4	5	6	Result
1	2006	SAIFI Nassima	ALG	29 OCT 1988	F57	35.55	31.73	33.14	34.20	32.81	35.00	<b>35.55</b> PR,SB
2	2135	XU Mian	CHN	10 SEP 1997	F57	31.26	31.98	x	31.90	32.81	x	<b>32.81</b> PB
3	2593	KHAMDAMOVA Mokhigul	UZB	2 OCT 1995	F57	32.13	32.75	31.63	30.51	28.24	30.20	<b>32.75</b>
4	2094	ENEVA Stela	BUL	18 JUL 1975	F57	30.22	30.59	30.13	29.48	28.67	29.89	<b>30.59</b> SB
5	2131	TIAN Yuxin	CHN	21 OCT 1999	F57	28.96	29.99	30.48	29.98	29.87	30.48	<b>30.48</b> PB
6	2165	PAREDES MURIEL Yeniffer	COL	4 JAN 1991	F57	28.42	18.95	x	28.76	30.12	28.99	<b>30.12</b> PB
7	2383	ESTRADA BERNAL Floralia	MEX	8 AUG 1990	F57	29.66	28.64	29.82	29.31	28.95	28.97	<b>29.82</b>
8	2002	DJELAL Safia	ALG	4 MAR 1983	F57	x	26.47	29.17	x	x	28.75	<b>29.17</b>
9	2063	da SILVA Julyana Cristina	BRA	1 MAY 1996	F57	24.11	24.02	25.97	19.80	25.16	22.36	<b>25.97</b>
10	2440	VETOKHINA Ekaterina	NPA	18 SEP 1997	F57	22.21	24.42	23.82	x	23.47	x	<b>24.42</b>
11	2153	MAWE FOKOA Arlette	CMR	22 FEB 1989	F57	23.03	23.53	21.44	23.94	23.52	23.76	<b>23.94</b>
12	2281	ISSAH Zinabu	GHA	6 MAR 1980	F57	23.16	23.14	x	22.52	23.69	23.85	<b>23.85</b>

Starting order	1	2	3	4	5	6	7	8	9	10	11	12
	2440	2063	2383	2593	2006	2135	2002	2094	2131	2165	2281	2153

**Weather conditions**

Start of the event:  
End of the event:

**Temperature**

17 °C  
19 °C

**Humidity**

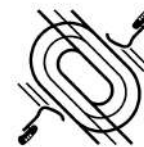
92 %  
89 %

**Conditions**

Overcast  
Overcast

**Legend:**

x Failed trial      **PB** Personal Best      **PR** Paralympic Record      **SB** Season Best



Results  
Résultats

**REVISED**  
7 SEP 8:11

Qualification Criteria: 4 best performers (q) advance to the Final.

F56 Records

<b>WORLD RECORD</b>	<b>26.93</b>	<b>MEDJMEDJ Nadia</b>	ALG	Vila Real de Santo Anto (POR)	28 NOV 2022
<b>PARALYMPIC RECORD</b>	<b>24.30</b>	<b>GUIMARAES Suely</b>	BRA	Athens (GRE)	25 SEP 2004

F57 Records

<b>WORLD RECORD</b>	<b>35.76</b>	<b>SAIFI Nassima</b>	ALG	Dubai (UAE)	9 NOV 2019
<b>PARALYMPIC RECORD</b>	<b>35.55</b>	<b>SAIFI Nassima</b>	ALG	Paris (FRA)	31 AUG 2024

Start Time: 14:07

End Time: 15:05

Rank	Athlete Bib	Name	NPC Code	Date of Birth	Sport Class	1	2	3	Result
1	2063	da SILVA Julyana Cristina	BRA	1 MAY 1996	F57	24.75	r		<b>24.75 q</b>
2	2440	VETOKHINA Ekaterina	NPA	18 SEP 1997	F57	x	24.52	x	<b>24.52 q</b>
3	2281	ISSAH Zinabu	GHA	6 MAR 1980	F57	19.30	24.39	x	<b>24.39 q</b>
4	2153	MAWE FOKOA Arlette	CMR	22 FEB 1989	F57	21.74	21.25	21.87	<b>21.87 q</b>
5	2183	OBROVA Miroslava	CZE	10 AUG 1975	F56	17.41	16.70	17.07	<b>17.41</b>
6	2236	MENGUE PAMBO Audrey Fabiola	GAB	16 MAY 1989	F57	12.28	12.37	x	<b>12.37 PB</b>

Starting order	1	2	3	4	5	6
	2236	2183	2153	2440	2281	2063

Weather conditions

Start of the event:  
End of the event:

Temperature

18 °C  
19 °C

Humidity

88 %  
87 %

Conditions

Overcast  
Light rain

Legend:

x Failed trial      PB Personal Best      q qualified by performance      r Retired

REVISED

Qualification indicators corrected.



Results  
Résultats

F44 Records

<b>WORLD RECORD</b>	<b>44.73</b>	<b>YAO Juan</b>	CHN	Tokyo (JPN)	29 AUG 2021
<b>PARALYMPIC RECORD</b>	<b>44.73</b>	<b>YAO Juan</b>	CHN	Tokyo (JPN)	29 AUG 2021

F64 Records

<b>WORLD RECORD</b>	<b>41.17</b>	<b>KOTLOWSKA Faustyna</b>	POL	Warsaw (POL)	17 AUG 2024
<b>PARALYMPIC RECORD</b>	<b>34.89</b>	<b>HEIMS Jessica</b>	USA	Tokyo (JPN)	29 AUG 2021

Start Time: 10:53

End Time: 11:55

Rank	Athlete Bib	Name	NPC Code	Date of Birth	Sport Class	1	2	3	4	5	6	Result
1	2137	YANG Yue	CHN	3 MAR 1983	F44	40.50	42.39	41.09	x	x	40.84	<b>42.39</b> SB
2	2138	YAO Juan	CHN	18 JUL 1984	F44	41.07	x	x	x	41.98	41.92	<b>41.98</b>
3	2387	MACHADO PLATA Osiris Aneth	MEX	2 JAN 2004	F44	34.66	40.01	x	39.94	39.72	x	<b>40.01</b>
4	2460	KOTLOWSKA Faustyna	POL	24 MAR 2001	F64	35.96	38.79	39.89	x	38.91	x	<b>39.89</b> PR
5	2568	HEYISON Samantha	USA	5 AUG 2005	F44	33.12	34.93	37.73	36.10	37.61	38.78	<b>38.78</b>
6	2567	HEIMS Jessica	USA	11 DEC 1998	F64	x	34.01	32.02	34.59	34.23	34.68	<b>34.68</b>
7	2032	EDMISTON Sarah	AUS	8 SEP 1975	F44	32.33	33.42	32.47	34.33	32.92	30.51	<b>34.33</b> SB
8	2248	ODUWAIYE Funmi	GBR	15 JAN 2003	F44	x	32.00	33.29	30.24	33.32	x	<b>33.32</b>
9	2421	NESSE Ida	NOR	19 OCT 1992	F44	30.35	x	32.73				<b>32.73</b>
10	2576	MIDDLETON Arelle	USA	9 FEB 2008	F44	x	30.38	30.19				<b>30.38</b>
11	2364	KHOTLELE Litsitso	LES	8 MAR 1984	F44	17.80	23.12	23.31				<b>23.31</b> SB
	2487	van der MERWE Yane	RSA	25 JAN 2000	F44	x	x	x				<b>NM</b>

Starting order	1	2	3	4	5	6	7	8	9	10	11	12
Initial	2487	2567	2138	2421	2387	2568	2248	2460	2576	2032	2364	2137
After attempt 3	2248	2032	2567	2568	2460	2387	2138	2137				
After attempt 5	2248	2032	2567	2568	2460	2387	2138	2137				

Weather conditions

Start of the event:  
End of the event:

Temperature

25 °C  
26 °C

Humidity

77 %  
72 %

Conditions

Sunny  
Sunny

Legend:

x Failed trial      **NM** No Mark      **PR** Paralympic Record      **SB** Season Best



**Results**  
Résultats

**F12 Records**

<b>WORLD RECORD</b>	<b>46.00</b>	<b>ZHAO Yuping</b>	CHN	Dubai (UAE)	11 NOV 2019
<b>PARALYMPIC RECORD</b>	<b>42.58</b>	<b>ALIYEVA Irada</b>	AZE	Rio de Janeiro (BRA)	17 SEP 2016

**F13 Records**

<b>WORLD RECORD</b>	<b>44.58</b>	<b>KAYUMOVA Nozimakhon</b>	UZB	Rio de Janeiro (BRA)	17 SEP 2016
<b>PARALYMPIC RECORD</b>	<b>44.58</b>	<b>KAYUMOVA Nozimakhon</b>	UZB	Rio de Janeiro (BRA)	17 SEP 2016

Start Time: 10:00      End Time: 11:15

Rank	Athlete Bib	Name	NPC Code	Date of Birth	Sport Class	1	2	3	4	5	6	Result
1	2141	ZHAO Yuping	CHN	1 JAN 1994	F12	44.72	47.06	43.72	x	45.34	44.71	<b>47.06</b> WR
2	2429	KULINICH-SOROKINA Anna	NPA	27 JUN 1992	F12	34.32	34.50	33.30	x	36.56	38.10	<b>38.10</b> SB
3	2046	EDER Natalija	AUT	6 AUG 1980	F12	35.40	33.51	34.46	33.56	36.35	37.22	<b>37.22</b>
4	2423	DABRAVOLSKAYA Lizaveta	NPA	21 APR 2002	F13	32.31	34.66	35.75	x	x	36.71	<b>36.71</b>
5	2352	KAIYRZHANOVA Gulbakhyt	KAZ	12 FEB 2000	F12	x	32.94	29.53	31.64	32.23	34.23	<b>34.23</b> PB
6	2502	LIU Ya-Ting	TPE	2 AUG 1991	F12	30.13	31.27	30.84	30.88	32.76	27.93	<b>32.76</b> SB
7	2105	RENNEBERG Ashlyn	CAN	26 JAN 2005	F13	27.14	30.86	30.93	30.56	x	28.96	<b>30.93</b>
8	2000	BENALLOU Bakhta	ALG	5 MAY 1990	F13	29.59	x	28.81	x	29.63	x	<b>29.63</b>
9	2356	WANYOYI Sheilla	KEN	6 JAN 1998	F12	x	28.44	18.81				<b>28.44</b>
10	2155	BLANDON ESCOBAR Yasiris	COL	13 AUG 1996	F13	26.55	x	x				<b>26.55</b> SB
	2523	DEMIRKAPU Serap	TUR	2 JAN 2000	F12							<b>DNS</b>

Starting order	1	2	3	4	5	6	7	8	9	10	11
Initial	2502	2000	2141	2429	2352	2356	2523	2046	2105	2155	2423
After attempt 3	2000	2105	2502	2352	2429	2046	2423	2141			
After attempt 5	2000	2105	2502	2352	2423	2046	2429	2141			

**Weather conditions**

Start of the event:  
End of the event:

**Temperature**

17 °C  
17 °C

**Humidity**

92 %  
90 %

**Conditions**

Overcast  
Overcast

<b>Legend:</b>	<b>x</b> Failed trial	<b>DNS</b> Did Not Start	<b>PB</b> Personal Best	<b>SB</b> Season Best
	<b>WR</b> World Record			



**Results**  
Résultats

**F33 Records**

<b>WORLD RECORD</b>	<b>16.99</b>	<b>KORNOBYS Lucyna</b>	POL	Dubai (UAE)	10 NOV 2019
<b>PARALYMPIC RECORD</b>	<b>14.18</b>	<b>EL KASSIOUI Fouzia</b>	MAR	Tokyo (JPN)	29 AUG 2021

**F34 Records**

<b>WORLD RECORD</b>	<b>22.28</b>	<b>ZOU Lijuan</b>	CHN	Tokyo (JPN)	29 AUG 2021
<b>PARALYMPIC RECORD</b>	<b>22.28</b>	<b>ZOU Lijuan</b>	CHN	Tokyo (JPN)	29 AUG 2021

Start Time: 19:35

End Time: 21:58

Rank	Athlete Bib	Name	NPC Code	Date of Birth	Sport Class	1	2	3	4	5	6	Result
1	2146	ZOU Lijuan	CHN	6 AUG 1994	F34	22.49	21.98	22.09	22.55	22.36	21.21	<b>22.55</b> WR
2	2147	ZUO Caiyun	CHN	7 FEB 1996	F34	18.19	19.42	18.73	18.49	17.69	19.44	<b>19.44</b> PB
3	2030	CREES Dayna	AUS	19 MAR 2002	F34	17.65	x	17.55	16.38	17.13	x	<b>17.65</b> AR
4	2507	BEN JEMAA Yousra	TUN	22 AUG 1986	F34	15.25	16.03	15.85	16.62	17.14	17.20	<b>17.20</b>
5	2265	HERRMANN Frances	GER	22 JUN 1989	F34	16.92	16.98	16.87	17.18	17.16	17.10	<b>17.18</b>
6	2216	HEIKKINEN Marjaana	FIN	19 APR 1967	F34	x	16.28	16.30	16.44	15.75	16.58	<b>16.58</b>
7	2374	EL KASSIOUI Fouzia	MAR	1 JAN 1992	F33	13.86	15.43	14.64	15.98	x	15.39	<b>15.98</b> PR,AR
8	2102	HANES Julia	CAN	19 MAY 1995	F33	14.38	15.34	14.53	15.28	x	13.20	<b>15.34</b>
9	2509	BEN MBAREK Sawsen	TUN	3 JAN 1993	F34	14.27	14.97	13.49	14.74	x	x	<b>14.97</b> PB
10	2370	AMOUDI Saida	MAR	1 JAN 1980	F34	14.59	13.83	13.56	14.73	14.50	x	<b>14.73</b>

Starting order	1	2	3	4	5	6	7	8	9	10
	2509	2102	2374	2146	2507	2147	2265	2216	2030	2370

**Weather conditions**

Start of the event:  
End of the event:

**Temperature**

26 °C  
23 °C

**Humidity**

54 %  
64 %

**Conditions**

Partly cloudy  
Clear sky

<b>Legend:</b>	<b>x</b> Failed trial	<b>AR</b> Area Record	<b>PB</b> Personal Best	<b>PR</b> Paralympic Record
	<b>WR</b> World Record			



**Results**  
Résultats

<b>WORLD RECORD</b>	<b>45.73</b>	<b>ROBINSON Holly</b>	NZL	Sydney (AUS)	6 APR 2019
<b>PARALYMPIC RECORD</b>	<b>43.01</b>	<b>ARNOLD Hollie</b>	GBR	Rio de Janeiro (BRA)	13 SEP 2016

Start Time: 18:59      End Time: 20:19

Rank	Athlete Bib	Name	NPC Code	Date of Birth	Sport Class	1	2	3	4	5	6	Result
1	2610	MORILLO GIL Naibys Daniela	VEN	5 MAR 2000	F46	x	41.90	39.54	37.16	40.80	43.77	<b>43.77</b> PR,AR
2	2599	YIGITALIEVA Shahinakhon	UZB	19 OCT 2008	F46	40.27	39.27	39.55	39.06	43.09	43.12	<b>43.12</b> AR
3	2240	ARNOLD Hollie	GBR	26 JUN 1994	F46	38.46	40.16	40.59	37.36	36.14	39.25	<b>40.59</b>
4	2413	ROORDA Noelle	NED	19 MAY 2000	F46	38.57	36.89	x	36.66	40.58	40.53	<b>40.58</b>
5	2295	CHAUDHARY BA	IND	1 JUN 1998	F46	37.31	36.40	39.64	39.70	x	35.39	<b>39.70</b> PB
6	2449	ROBINSON Holly	NZL	10 DEC 1994	F46	39.03	x	x	x	x	x	<b>39.03</b> SB
7	2488	SOKOLOV Saska	SRB	15 MAY 1995	F46	31.94	30.81	36.83	x	33.35	31.43	<b>36.83</b>
8	2272	PETERSEN Lise	GER	27 JUN 2005	F46	35.20	36.01	33.75	34.66	36.62	35.68	<b>36.62</b>
9	2591	ERGASHEVA Roziyakhon	UZB	11 APR 1999	F46	35.98	35.21	34.56				<b>35.98</b> SB
10	2386	LOZANO MENDEZ Kenya Nayeli	MEX	18 NOV 2002	F46	33.39	35.73	35.18				<b>35.73</b> SB
11	2285	CHARLES Ishona	GRN	15 MAY 1986	F46	28.09	30.66	25.63				<b>30.66</b> PB

Starting order	1	2	3	4	5	6	7	8	9	10	11
Initial	2449	2386	2610	2240	2599	2272	2285	2295	2413	2591	2488
After attempt 3	2272	2488	2413	2449	2295	2599	2240	2610			
After attempt 5	2272	2488	2449	2295	2413	2240	2610	2599			

**Weather conditions**

Start of the event:  
End of the event:

**Temperature**

22 °C  
21 °C

**Humidity**

55 %  
60 %

**Conditions**

Few clouds  
Sunny intervals

<b>Legend:</b>	<b>x</b> Failed trial	<b>AR</b> Area Record	<b>PB</b> Personal Best	<b>PR</b> Paralympic Record
	<b>SB</b> Season Best			





## Results Résultats

### F54 Records

<b>WORLD RECORD</b>	<b>20.73</b>	<b>KURBANOVA Nurkhon</b>	UZB	Kobe (JPN)	24 MAY 2024
<b>PARALYMPIC RECORD</b>	<b>20.25</b>	<b>UGWUNWA Flora</b>	NGR	Rio de Janeiro (BRA)	13 SEP 2016

Start Time: 10:06

End Time: 11:26

Rank	Athlete Bib	Name	NPC Code	Date of Birth	Sport Class	1	2	3	4	5	6	Result
1	2595	KURBANOVA Nurkhon	UZB	12 AUG 1994	F54	20.07	21.02	20.27	21.02	21.12	20.98	<b>21.12</b> WR
2	2420	UGWUNWA Flora	NGR	26 JUN 1984	F54	18.00	19.26	18.24	18.68	18.40	17.50	<b>19.26</b>
3	2313	SALEHI Elham	IRI	23 SEP 1980	F54	x	15.69	x	x	x	16.24	<b>16.24</b>
4	2456	ASUSANO Cendy	PHI	7 APR 1990	F54	15.05	x	14.58	14.71	14.47	x	<b>15.05</b> PB
5	2422	BOGACHEVA Mariia	NPA	26 APR 1977	F54	13.03	14.35	14.26	14.18	x	14.55	<b>14.55</b>
6	2402	RAJKOVIC Maja	MNE	26 MAY 1983	F54	12.26	12.32	11.98	12.51	x	12.63	<b>12.63</b>

Starting order	1	2	3	4	5	6
	2595	2420	2313	2422	2456	2402

### Weather conditions

Start of the event:  
End of the event:

### Temperature

17 °C  
17 °C

### Humidity

98 %  
98 %

### Conditions

Overcast  
Overcast

### Legend:

x Failed trial      **PB** Personal Best      **WR** World Record



Results  
Résultats

F55 Records

<b>WORLD RECORD</b>	<b>27.07</b>	<b>KRUMINA Diana</b>	LAT	London (GBR)	17 JUL 2017
<b>PARALYMPIC RECORD</b>	<b>24.22</b>	<b>KRUMINA Diana</b>	LAT	Tokyo (JPN)	31 AUG 2021

F56 Records

<b>WORLD RECORD</b>	<b>24.80</b>	<b>ROCHA MACHADO Raissa</b>	BRA	Sao Paulo (BRA)	13 MAR 2022
<b>PARALYMPIC RECORD</b>	<b>24.50</b>	<b>MOTAGHIAN MOAVI Hashemiyeh</b>	IRI	Tokyo (JPN)	31 AUG 2021

Start Time: 10:06      End Time: 12:38

Rank	Athlete Bib	Name	NPC Code	Date of Birth	Sport Class	1	2	3	4	5	6	Result
1	2361	KRUMINA Diana	LAT	4 FEB 1986	F55	24.99	23.67	23.99	x	23.09	24.09	<b>24.99</b> PR,SB
2	2081	ROCHA MACHADO Raissa	BRA	17 MAY 1996	F56	23.51	x	21.76	22.39	21.91	23.07	<b>23.51</b>
3	2124	LIN Sitong	CHN	19 JUN 2000	F55	x	22.35	x	21.03	21.53	20.39	<b>22.35</b>
4	2282	KERAMYDA Soultana	GRE	9 OCT 1989	F56 YC	21.70	21.48	21.33	x	x	21.96	<b>21.96</b>
5	2311	MOTAGHIAN MOAVI H	IRI	22 MAY 1986	F56	18.78	21.16	21.51	20.06	20.61	21.69	<b>21.69</b>
6	2275	WILLING Martina	GER	3 OCT 1959	F56	18.50	17.77	18.01	18.96	18.10	18.09	<b>18.96</b>
7	2005	MEDJMEDJ Nadia	ALG	20 MAR 1974	F56	x	17.51	17.49	x	17.80	17.47	<b>17.80</b>
8	2389	NAVARRO HERNANDEZ	MEX	10 DEC 2006	F55	16.17	16.76	17.36	x	16.47	17.29	<b>17.36</b> PB
9	2598	SEMYONOVA Natalya	UZB	27 DEC 1981	F55	16.96	16.06	x	16.46	x	16.77	<b>16.96</b>
10	2385	JIMENEZ PERALTA Y	MEX	19 JUN 2000	F56	15.31	15.59	16.08	16.03	16.25	15.82	<b>16.25</b>
11	2183	OBROVA Miroslava	CZE	10 AUG 1975	F56 YC	14.97	14.98	15.34	15.77	15.63	15.28	<b>15.77</b>
12	2157	CASTANO SALAZAR Erica Maria	COL	9 OCT 1985	F55	14.24	14.97	x	x	15.47	13.98	<b>15.47</b>

Starting order	1	2	3	4	5	6	7	8	9	10	11	12
	2157	2183	2311	2361	2124	2081	2282	2275	2005	2385	2598	2389

Weather conditions

Start of the event:  
End of the event:

Temperature

20 °C  
19 °C

Humidity

93 %  
90 %

Conditions

Light rain  
Overcast

Note:

Yellow Card - Athlete OBROVA Miroslava - R6.16.1 - Noncompliance of equipment – racing chairs, running frames, throwing frames, prosthetic devices, helmets, tethers and eye masks/opaque glasses.

Yellow Card - Athlete KERAMYDA Soultana - R6.16.1 - Noncompliance of equipment – racing chairs, running frames, throwing frames, prosthetic devices, helmets, tethers and eye masks/opaque glasses.

Legend:

x Failed trial      PB Personal Best      PR Paralympic Record      SB Season Best  
YC Yellow Card



## Results Résultats

Qualification Criteria: 4 best performers (q) advance to the Final.

### F55 Records

<b>WORLD RECORD</b>	<b>27.07</b>	<b>KRUMINA Diana</b>	LAT	London (GBR)	17 JUL 2017
<b>PARALYMPIC RECORD</b>	<b>24.22</b>	<b>KRUMINA Diana</b>	LAT	Tokyo (JPN)	31 AUG 2021

### F56 Records

<b>WORLD RECORD</b>	<b>24.80</b>	<b>ROCHA MACHADO Raissa</b>	BRA	Sao Paulo (BRA)	13 MAR 2022
<b>PARALYMPIC RECORD</b>	<b>24.50</b>	<b>MOTAGHIAN MOAVI Hashemiyeh</b>	IRI	Tokyo (JPN)	31 AUG 2021

Start Time: 10:18

End Time: 11:21

Rank	Athlete Bib	Name	NPC Code	Date of Birth	Sport Class	1	2	3	Result
1	2389	NAVARRO HERNANDEZ	MEX	10 DEC 2006	F55	x	17.10	16.71	<b>17.10 q</b>
2	2598	SEMYONOVA Natalya	UZB	27 DEC 1981	F55	17.00	16.86	x	<b>17.00 q</b>
3	2183	OBROVA Miroslava	CZE	10 AUG 1975	F56	15.81	15.20	16.38	<b>16.38 q</b>
4	2157	CASTANO SALAZAR Erica Maria	COL	9 OCT 1985	F55	15.98	x	16.12	<b>16.12 q SB</b>
5	2116	DONG Feixia	CHN	17 MAR 1989	F55	14.98	15.93	15.64	<b>15.93 SB</b>
6	2401	COULIBALY Korotoumou	MLI	14 JUN 1983	F55	10.69	12.01	12.66	<b>12.66</b>
	2112	NGANGA Mireille	CGO	12 JAN 1976	F56 YC	x	x	x	<b>NM</b>
	2453	VALDES ROMERO IDR	PAN	13 AUG 1977	F55				<b>DNS</b>

Starting order	1	2	3	4	5	6	7	8
	2112	2401	2453	2116	2157	2183	2389	2598

### Weather conditions

Start of the event:  
End of the event:

### Temperature

21 °C  
22 °C

### Humidity

81 %  
73 %

### Conditions

Sunny  
Few clouds

### Note:

Yellow Card - Athlete NGANGA Mireille - R6.16.1 - Noncompliance of equipment – racing chairs, running frames, throwing frames, prosthetic devices, helmets, tethers and eye masks/ opaque glasses.

### Legend:

**x** Failed trial      **DNS** Did Not Start      **NM** No Mark      **q** qualified by performance  
**SB** Season Best      **YC** Yellow Card



**Results**  
Résultats

**REVISED**  
31 AUG 0:31

**F32 Records**

<b>WORLD RECORD</b>	<b>28.77</b>	<b>KOZAKOWSKA Roza</b>	POL	Krakow (POL)	14 JUN 2024
<b>PARALYMPIC RECORD</b>	<b>28.74</b>	<b>KOZAKOWSKA Roza</b>	POL	Tokyo (JPN)	27 AUG 2021

Start Time: 18:11

End Time: 21:57

Rank	Athlete Bib	Name	NPC Code	Date of Birth	Sport Class	1	2	3	4	5	6	Result	
1	2511	IBRAHMI Maroua	TUN	19 SEP 1988	F32	22.79	27.78	27.33	26.09	25.84	29.00	<b>29.00</b>	WR
2	2310	HABIBI Parastoo	IRI	9 DEC 2002	F32	24.31	23.72	26.29	22.37	25.54	26.06	<b>26.29</b>	AR
3	2058	BOSCOLO CASTILHO .	BRA	25 MAR 2002	F32	20.04	17.44	26.01	22.56	21.80	17.07	<b>26.01</b>	
4	2542	MOSKALENKO Anastasiia	UKR	16 AUG 2000	F32	23.66	25.08	21.50	24.58	23.97	24.87	<b>25.08</b>	PB
5	2059	BRITO OLIVEIRA Wanna Helena	BRA	12 JUL 1996	F32	23.00	20.14	18.74	23.47	22.17	22.31	<b>23.47</b>	
6	2012	FERNANDEZ Marilu Romina	ARG	6 OCT 1985	F32	20.14	21.59	18.13	20.41	21.11	20.53	<b>21.59</b>	
7	2589	AKRAMOVA Maxliyo	UZB	8 SEP 2005	F32	19.63	20.41	20.78	18.84	19.83	18.74	<b>20.78</b>	
8	2536	ALKTEBI Noura	UAE	3 DEC 1992	F32	12.07	17.31	17.79	17.85	17.29	20.69	<b>20.69</b>	
9	2535	ALKAABI Thekra	UAE	9 NOV 2001	F32	19.28	20.29	16.50	15.69	19.40	18.77	<b>20.29</b>	
10	2424	GALAKTIONOVA Evgeniia	NPA	12 APR 2000	F32	18.29	20.28	17.88	15.75	19.63	19.38	<b>20.28</b>	SB
11	2377	OUBRAYM Oumaima	MAR	13 APR 1999	F32	16.86	11.55	16.82	18.82	17.98	6.32	<b>18.82</b>	
12	2003	GASMI Mounia	ALG	2 JUN 1990	F32	x	15.80	16.24	18.01	18.66	17.64	<b>18.66</b>	
13	2034	LITTLE Rosemary	AUS	27 AUG 1982	F32	x	4.71	8.77	x	16.65	x	<b>16.65</b>	AR
14	2433	SAFAROVA Nargiza	NPA	15 FEB 1998	F32	12.74	14.24	14.37	14.75	15.13	15.35	<b>15.35</b>	PB
15	2027	CLIFTON-BLIGH Sarah	AUS	19 JAN 2004	F32	14.70	14.31	13.84	9.17	9.40	13.37	<b>14.70</b>	
	2461	KOZAKOWSKA Roza	POL	26 AUG 1989	F32							<b>DQ</b>	R6.16.1

Starting order	1	2	3	4	5	6	7	8	9	10	11	12	13	14	15	16
	2034	2433	2027	2535	2059	2461	2511	2058	2310	2003	2542	2377	2589	2424	2012	2536

**Weather conditions**

Start of the event:  
End of the event:

**Temperature**

18 °C  
18 °C

**Humidity**

97 %  
96 %

**Conditions**

Heavy rain  
Overcast

**Note:**

R6.16.1 - Noncompliance of equipment – racing chairs, running frames, throwing frames, prosthetic devices, helmets, tethers and eye masks/opaque glasses

**Legend:**

**x** Failed trial      **AR** Area Record      **DQ** Disqualified      **PB** Personal Best  
**R** WPA Rule      **SB** Season Best      **WR** World Record

REVISED

**Athlete bib 2461 - KOZAKOWSKA Roza (POL) disqualified.**



Results  
Résultats

**REVISED**  
6 SEP 21:27

<b>WORLD RECORD</b>	<b>45.09</b>	<b>People's Republic of China</b>	CHN	Paris (FRA)	6 SEP 2024
<b>PARALYMPIC RECORD</b>	<b>45.09</b>	<b>People's Republic of China</b>	CHN	Paris (FRA)	6 SEP 2024

Rank	Athlete Bib	NPC Name	Gender	Sport Class	Lane	Reaction Time	Result
<b>1</b>	<b>CHN - People's Republic of China</b>				<b>5</b>		<b>45.07 WR</b>
	2142	ZHOU Guohua	F	T11		0.158	
	Guide	GU Dengpu	M			0.184	
	1152	WANG Hao	M	T46			
	2133	WEN Xiaoyan	F	T37			
	1144	HU Yang	M	T54			
<b>2</b>	<b>GBR - Great Britain</b>				<b>7</b>		<b>46.01 AR</b>
	1279	SHAW Zachary	M	T12		0.163	
	1275	PEACOCK Jonnie	M	T64			
	2251	SMITH Ali	F	T38			
	2246	KINGHORN Samantha	F	T53			
<b>3</b>	<b>USA - United States of America</b>				<b>3</b>		<b>47.32</b>
	1713	MALONE Noah	M	T12		0.177	
	1725	WOODHALL Hunter	M	T62			
	2581	SWANSON Taylor	F	T37			
	2575	McFADDEN Tatyana	F	T54			
<b>4</b>	<b>JPN - Japan</b>				<b>1</b>		<b>48.16</b>
	2338	SAWADA Uran	F	T12		0.148	
	Guide	SHIOKAWA Ryuhei	M			0.148	
	2343	TSUJI Sae	F	T47			
	1416	MATSUMOTO Takeru	M	T36			
	1408	IKOMA Tomoki	M	T54			

Weather conditions

Temperature: 19 °C Humidity: 76 % Conditions: Partly cloudy

**Note:**  
Athlete running order for each Sport Class is as follows: 1) T11-13, 2) T45-47, T42-44/61-64, 3) T35-38, 4) T51-54/33-34

**Legend:**  
AR Area Record F Female M Male WR World Record

**REVISÉD** Record indicators corrected.



## Results Progression

Progression des résultats

**REVISED**  
7 SEP 8:06

<b>WORLD RECORD</b>	<b>45.09</b>	<b>People's Republic of China</b>	CHN	Paris (FRA)	6 SEP 2024
<b>PARALYMPIC RECORD</b>	<b>45.09</b>	<b>People's Republic of China</b>	CHN	Paris (FRA)	6 SEP 2024

Rank	Name	NPC Code	Sport Class	Phase	Lane	Pos	Time	
1	People's Republic of China	CHN		Final	5	1	<b>45.07</b>	WR
				Round 1 - Heat 1/2	5	1	<b>45.09</b>	q WR
2	Great Britain	GBR		Final	7	2	<b>46.01</b>	AR
				Round 1 - Heat 1/2	7	2	<b>46.61</b>	q AR
3	United States of America	USA		Final	3	3	<b>47.32</b>	
				Round 1 - Heat 2/2	5	1	<b>46.39</b>	q SB
4	Japan	JPN		Final	1	4	<b>48.16</b>	
				Round 1 - Heat 2/2	3	2	<b>47.09</b>	q SB

**Legend:**

**AR** Area Record      **Pos** Position      **q** Qualified by time      **SB** Season Best  
**WR** World Record

REVISED

Record indicators corrected,



## Results

### Résultats

Qualification: 4 best performers (q) advance to the Final.

<b>WORLD RECORD</b>	<b>45.52</b>	<b>United States of America</b>	USA	Tokyo (JPN)	3 SEP 2021
<b>PARALYMPIC RECORD</b>	<b>45.52</b>	<b>United States of America</b>	USA	Tokyo (JPN)	3 SEP 2021

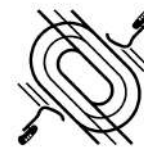
Rank	Athlete Bib	NPC Name	Gender	Sport Class	Lane	Reaction Time	Result
<b>1</b>	<b>CHN - People's Republic of China</b>				<b>5</b>		<b>45.09 q WR</b>
	2142	ZHOU Guohua	F	T11		0.138	
	Guide	GU Dengpu	M			0.178	
	1152	WANG Hao	M	T46			
	2133	WEN Xiaoyan	F	T37			
	1144	HU Yang	M	T54			
<b>2</b>	<b>GBR - Great Britain</b>				<b>7</b>		<b>46.61 q AR</b>
	1279	SHAW Zachary	M	T12		0.172	
	1275	PEACOCK Jonnie	M	T64			
	2251	SMITH Ali	F	T38			
	2246	KINGHORN Samantha	F	T53			

#### Weather conditions

Temperature: 18 °C      Humidity: 79 %      Conditions: Few clouds

**Note:**  
Athlete running order for each Sport Class is as follows: 1) T11-13, 2) T45-47, T42-44/61-64, 3) T35-38, 4) T51-54/33-34

**Legend:**  
AR Area Record      F Female      M Male      q Qualified by time  
WR World Record



## Results

### Résultats

Qualification: 4 best performers (q) advance to the Final.

<b>WORLD RECORD</b>	<b>45.52</b>	<b>United States of America</b>	USA	Tokyo (JPN)	3 SEP 2021
<b>PARALYMPIC RECORD</b>	<b>45.52</b>	<b>United States of America</b>	USA	Tokyo (JPN)	3 SEP 2021

Rank	Athlete Bib	NPC Name	Gender	Sport Class	Lane	Reaction Time	Result
<b>1</b>	<b>USA - United States of America</b>				<b>5</b>		<b>46.39 q SB</b>
	1713	MALONE Noah	M	T12		0.174	
	1698	BEST Korban	M	T47			
	2581	SWANSON Taylor	F	T37			
	2575	McFADDEN Tatyana	F	T54			
<b>2</b>	<b>JPN - Japan</b>				<b>3</b>		<b>47.09 q SB</b>
	2338	SAWADA Uran	F	T12		0.163	
	Guide	SHIOKAWA Ryuhei	M			0.164	
	2343	TSUJI Sae	F	T47			
	1416	MATSUMOTO Takeru	M	T36			
	1408	IKOMA Tomoki	M	T54			
<b>3</b>	<b>BRA - Brazil</b>				<b>7</b>		<b>51.19 SB</b>
	2083	SILVA SPOLADORE Lorena	F	T11		0.167	
	Guide	de SOUZA SILVA Wendel	M			0.155	
	1093	JUNIOR Washington	M	T47			
	2075	HIPOLITO Veronica	F	T36			
	1087	FERNANDES da SILVA Ariosvaldo	M	T53			

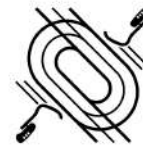
#### Weather conditions

Temperature: 22 °C      Humidity: 64 %      Conditions: Sunny intervals

**Note:**  
Athlete running order for each Sport Class is as follows: 1) T11-13, 2) T45-47, T42-44/61-64, 3) T35-38, 4) T51-54/33-34

**Legend:**  
F Female      M Male      q Qualified by time      SB Season Best





## Results Summary

Résumé des résultats

Qualification: 4 best performers (q) advance to the Final.

<b>WORLD RECORD</b>	<b>45.52</b>	<b>United States of America</b>	USA	Tokyo (JPN)	3 SEP 2021
<b>PARALYMPIC RECORD</b>	<b>45.52</b>	<b>United States of America</b>	USA	Tokyo (JPN)	3 SEP 2021

Rank	Name	NPC Code	Heat	Lane	Pos	Time		
1	People's Republic of China	CHN	1	5	1	<b>45.09</b>	q	WR
2	United States of America	USA	2	5	1	<b>46.39</b>	q	SB
3	Great Britain	GBR	1	7	2	<b>46.61</b>	q	AR
4	Japan	JPN	2	3	2	<b>47.09</b>	q	SB
5	Brazil	BRA	2	7	3	<b>51.19</b>		SB

<b>Legend:</b>							
<b>AR</b>	Area Record	<b>Pos</b>	Position	<b>q</b>	Qualified by time	<b>SB</b>	Season Best
<b>WR</b>	World Record						



## Records Set

Records établis

As of SUN 8 SEP 2024 at 13:18

Record Type	Area	Event	Phase	Date	Athlete / Team	NPC Code	Wind	Result
WR		100m — T38 Men	Final	31 AUG	BLACKWELL Jaydin	USA	+0.9	10.64
		200m — T44 Men	Final	7 SEP	MHLONGO Mpumelelo	RSA	+0.5	22.62
		400m — T36 Men	Final	3 SEP	TURNER James	AUS		51.54
=WR		400m — T38 Men	Final	3 SEP	BLACKWELL Jaydin	USA		48.49
WR		400m — T46/47 Men	Final	7 SEP	EL HADDAOUI Aymane	MAR		46.65
		1500m — T11 Men	Final	3 SEP	JACQUES Yeltsin	BRA		3:55.82
		1500m — T13 Men	Final	3 SEP	OUHDADI EL ATABY Yassine	ESP		3:46.20
		1500m — T20 Men	Final	6 SEP	SANDILANDS Ben	GBR		3:45.40
		5000m — T11 Men	Final	30 AUG	AGRIPINO dos SANTOS Julio Cesar	BRA		14:48.85
		Long Jump — T11 Men	Final	30 AUG	di Dongdong	CHN	+0.4	6.85
		Long Jump — T44 Men	Final	4 SEP	MHLONGO Mpumelelo	RSA	+0.3	7.12
		Long Jump — T63 Men	Final	31 AUG	de JONG Joel	NED	+0.5	7.68
		Shot Put — F20 Men	Final	3 SEP	YAROVYI Oleksandr	UKR	0.0	17.61
		Shot Put — F33 Men	Final	7 SEP	CAI Bingchen	CHN		12.77
		Shot Put — F36 Men	Final	4 SEP	SVIRIDOV Vladimir	NPA		17.18
		Shot Put — F53 Men	Final	1 SEP	OCHKHIKIDZE Giga	GEO		9.66
		Discus Throw — F52 Men	Final	1 SEP	GANESHAMOORTHY Rigivan	ITA		27.06
		Javelin Throw — F13 Men	Final	5 SEP	PEMBROKE Daniel	GBR		74.49
		Javelin Throw — F34 Men	Final	4 SEP	AFROOZ Saeid	IRI		41.16
		Javelin Throw — F38 Men	Final	30 AUG	LEMOS RIVAS Jose Gregorio	COL		63.81
		Javelin Throw — F44 Men	Final	2 SEP	KODITHUWAKKU Dulan	SRI		67.03
		100m — T11 Women	Semi-Final Heat 2/2	2 SEP	GEBER dos SANTOS Jerusa	BRA	+0.2	11.80
		100m — T13 Women	Final	3 SEP	VALIYEVA Lamiya	AZE	+0.2	11.76
		100m — T38 Women	Final	31 AUG	PALOMEQUE MORENO Karen Tatiana	COL	+0.8	12.26



### Records Set

Records établis

As of SUN 8 SEP 2024 at 13:18

Record Type	Area	Event	Phase	Date	Athlete / Team	NPC Code	Wind	Result
		100m — T42 Women	Final	7 SEP	TIARANI Karisma Evi	INA	+0.8	14.26
		400m — T13 Women	Final	7 SEP	SOARES da SILVA Rayane	BRA		53.55
		400m — T20 Women	Round 1 Heat 2/2	2 SEP	ONDER Aysel	TUR		54.96
		400m — T38 Women	Final	7 SEP	PALOMEQUE MORENO Karen Tatiana	COL		58.67
		1500m — T11 Women	Final	2 SEP	TESFAW Yayesh Gate	ETH		4:27.68
		Marathon — T12 Women	Final	8 SEP	EL IDRISSE Fatima Ezzahra	MAR		2:48:36
		Long Jump — T61 Women	Final	5 SEP	LOW Vanessa	AUS	-0.3	5.45
		Shot Put — F20 Women	Final	1 SEP	FORTUNE Sabrina	GBR		15.12
		Shot Put — F32 Women	Final	4 SEP	MOSKALENKO Anastasiia	UKR		8.00
		Shot Put — F46 Women	Final	4 SEP	MALKAMAKI Noelle	USA		14.06
		Shot Put — F53 Women	Final	2 SEP	RODRIGUES GOMES Elizabeth	BRA		7.82
		Javelin Throw — F12 Women	Final	31 AUG	ZHAO Yuping	CHN		47.06
		Javelin Throw — F34 Women	Final	1 SEP	ZOU Lijuan	CHN		22.55
		Javelin Throw — F54 Women	Final	7 SEP	KURBANOVA Nurkhon	UZB		21.12
		Club Throw — F32 Women	Final	30 AUG	IBRAHMI Maroua	TUN		29.00
		4x100m Universal Relay	Final	6 SEP	People's Republic of China	CHN		45.07
PR		100m — T13 Men	Final	1 SEP	ATHMANI Skander Djamil	ALG	-0.1	10.42
		100m — T34 Men	Final	2 SEP	RATTANA Chaiwat	THA	-0.8	14.76
=PR		100m — T36 Men	Final	7 SEP	TURNER James	AUS	+0.8	11.85
PR		100m — T38 Men	Final	31 AUG	BLACKWELL Jaydin	USA	+0.9	10.64
		100m — T51 Men	Final	6 SEP	FOURNIE Cody	CAN	-0.3	19.63
		100m — T52 Men	Round 1 Heat 2/2	5 SEP	CARABIN Maxime	BEL	-0.2	16.21
=PR		100m — T63 Men	Round 1 Heat 1/2	1 SEP	MABOTE Puseletso Michael	RSA	+0.2	12.05
PR		100m — T64 Men	Final	2 SEP	GUILTY GUILTY Sherman Isidro	CRC	+0.2	10.65



## Records Set

Records établis

As of SUN 8 SEP 2024 at 13:18

Record Type	Area	Event	Phase	Date	Athlete / Team	NPC Code	Wind	Result
		200m — T44 Men	Final	7 SEP	MHLONGO Mpumelelo	RSA	+0.5	22.62
		200m — T64 Men	Final	7 SEP	GUIITY GUIITY Sherman Isidro	CRC	+0.5	21.32
		400m — T36 Men	Final	3 SEP	TURNER James	AUS		51.54
		400m — T38 Men	Final	3 SEP	BLACKWELL Jaydin	USA		48.49
		400m — T46/47 Men	Final	7 SEP	EL HADDAOUI Aymane	MAR		46.65
		400m — T52 Men	Round 1 Heat 1/2	30 AUG	CARABIN Maxime	BEL		54.48
		400m — T54 Men	Final	1 SEP	DAI Yunqiang	CHN		44.55
		800m — T34 Men	Round 1 Heat 1/2	6 SEP	WANG Yang	CHN		1:38.57
		800m — T54 Men	Final	5 SEP	JIN Hua	CHN		1:28.20
		1500m — T11 Men	Final	3 SEP	JACQUES Yeltsin	BRA		3:55.82
		1500m — T12 Men	Final	3 SEP	KOSTIN Aleksandr	NPA		3:44.43
		1500m — T13 Men	Final	3 SEP	OUHDADI EL ATABY Yassine	ESP		3:46.20
		1500m — T20 Men	Final	6 SEP	SANDILANDS Ben	GBR		3:45.40
		5000m — T11 Men	Final	30 AUG	AGRIPINO dos SANTOS Julio Cesar	BRA		14:48.85
		Marathon — T11 Men	Final	8 SEP	WADA Shinya	JPN		2:29:59
		High Jump — T42 Men	Final	3 SEP	KUMAR Sharad	IND		1.88
		High Jump — T63 Men	Final	3 SEP	FRECH Ezra	USA		1.94
		High Jump — T64 Men	Final	6 SEP	LOCCIDENT Derek	USA		2.06
		Long Jump — T11 Men	Final	30 AUG	di Dongdong	CHN	+0.4	6.85
		Long Jump — T36 Men	Final	2 SEP	TORSUNOV Evgenii	NPA	+0.3	5.83
		Long Jump — T42 Men	Final	31 AUG	ASTACIO Wagner	DOM	+0.9	3.90
		Long Jump — T44 Men	Final	4 SEP	MHLONGO Mpumelelo	RSA	+0.3	7.12
		Long Jump — T63 Men	Final	31 AUG	de JONG Joel	NED	+0.5	7.68
		Shot Put — F20 Men	Final	3 SEP	YAROVYI Oleksandr	UKR	0.0	17.61



## Records Set

Records établis

As of SUN 8 SEP 2024 at 13:18

Record Type	Area	Event	Phase	Date	Athlete / Team	NPC Code	Wind	Result
		Shot Put — F33 Men	Final	7 SEP	CAI Bingchen	CHN		12.77
		Shot Put — F35 Men	Final	5 SEP	NORBEOV Khusniddin	UZB		16.82
		Shot Put — F36 Men	Final	4 SEP	SVIRIDOV Vladimir	NPA		17.18
		Shot Put — F40 Men	Final	1 SEP	MONTEIRO Miguel	POR		11.21
		Shot Put — F41 Men	Final	2 SEP	OMONOV Bobirjon	UZB		14.32
		Shot Put — F53 Men	Final	1 SEP	OCHKHIKIDZE Giga	GEO		9.66
		Shot Put — F57 Men	Final	6 SEP	KHOSRAVI Yasin	IRI		15.96
		Shot Put — F63 Men	Final	7 SEP	HABSCHEID Tom	LUX		14.97
		Discus Throw — F52 Men	Final	1 SEP	GANESHAMOORTHY Rigivan	ITA		27.06
		Discus Throw — F56 Men	Final	2 SEP	BATISTA dos SANTOS Claudiney	BRA		46.86
		Discus Throw — F64 Men	Final	5 SEP	CAMPBELL Jeremy	USA		61.14
		Javelin Throw — F13 Men	Final	5 SEP	PEMBROKE Daniel	GBR		74.49
		Javelin Throw — F34 Men	Final	4 SEP	AFROOZ Saeid	IRI		41.16
		Javelin Throw — F38 Men	Final	30 AUG	LEMOS RIVAS Jose Gregorio	COL		63.81
		Javelin Throw — F42 Men	Final	2 SEP	ROBERTO FLORIANI Edenilson	BRA		57.99
		Javelin Throw — F44 Men	Final	2 SEP	KODITHUWAKKU Dulan	SRI		67.03
		Javelin Throw — F64 Men	Final	2 SEP	SUMIT	IND		70.59
		100m — T11 Women	Semi-Final Heat 2/2	2 SEP	GEBER dos SANTOS Jerusa	BRA	+0.2	11.80
		100m — T13 Women	Final	3 SEP	VALIYEVA Lamiya	AZE	+0.2	11.76
		100m — T36 Women	Final	4 SEP	SHI Yiting	CHN	-0.6	13.39
		100m — T37 Women	Final	5 SEP	WEN Xiaoyan	CHN	-0.2	12.52
		100m — T38 Women	Final	31 AUG	PALOMEQUE MORENO Karen Tatiana	COL	+0.8	12.26
		100m — T42 Women	Final	7 SEP	TIARANI Karisma Evi	INA	+0.8	14.26
		100m — T53 Women	Final	4 SEP	KINGHORN Samantha	GBR	+1.2	15.64



### Records Set

Records établis

As of SUN 8 SEP 2024 at 13:18

Record Type	Area	Event	Phase	Date	Athlete / Team	NPC Code	Wind	Result
		100m — T54 Women	Final	4 SEP	BAYEKULA Lea	BEL	-0.1	15.50
		100m — T62 Women	Round 1 Heat 2/2	5 SEP	JONG Fleur	NED	-0.3	12.48
		100m — T64 Women	Round 1 Heat 1/2	5 SEP	ALKEMADE Kimberly	NED	-0.2	12.61
=PR		200m — T11 Women	Final	7 SEP	GEBER dos SANTOS Jerusa	BRA	+0.5	24.51
PR		200m — T36 Women	Final	1 SEP	SHI Yiting	CHN	-0.3	27.50
		200m — T37 Women	Final	30 AUG	WEN Xiaoyan	CHN	+0.1	25.86
		200m — T64 Women	Final	3 SEP	ALKEMADE Kimberly	NED	+0.5	25.42
		400m — T11 Women	Final	31 AUG	ISHITILE Lahja	NAM		56.20
		400m — T13 Women	Final	7 SEP	SOARES da SILVA Rayane	BRA		53.55
		400m — T20 Women	Round 1 Heat 2/2	2 SEP	ONDER Aysel	TUR		54.96
		400m — T38 Women	Final	7 SEP	PALOMEQUE MORENO Karen Tatiana	COL		58.67
		400m — T53 Women	Final	5 SEP	DEBRUNNER Catherine	SUI		51.60
		800m — T53 Women	Final	1 SEP	DEBRUNNER Catherine	SUI		1:41.04
		800m — T54 Women	Final	1 SEP	SCHAER Manuela	SUI		1:42.36
		1500m — T11 Women	Final	2 SEP	TESFAW Yayesh Gate	ETH		4:27.68
		1500m — T53/54 Women	Final	3 SEP	DEBRUNNER Catherine	SUI		3:13.10
		5000m — T53/54 Women	Final	31 AUG	DEBRUNNER Catherine	SUI		10:43.62
		Marathon — T12 Women	Final	8 SEP	EL IDRISSE Fatima Ezzahra	MAR		2:48:36
		Long Jump — T11 Women	Final	30 AUG	MIRZAYOROVA Asila	UZB	+0.2	5.24
		Long Jump — T37 Women	Final	1 SEP	WEN Xiaoyan	CHN	+0.2	5.44
		Long Jump — T44 Women	Final	31 AUG	CAREY Annie	USA	+0.1	4.96
		Long Jump — T46/47 Women	Final	6 SEP	RODRIGUEZ Kiara	ECU	+0.4	6.05
		Long Jump — T61 Women	Final	5 SEP	LOW Vanessa	AUS	-0.3	5.45
		Long Jump — T62 Women	Final	31 AUG	JONG Fleur	NED	+0.5	6.53



## Records Set

Records établis

As of SUN 8 SEP 2024 at 13:18

Record Type	Area	Event	Phase	Date	Athlete / Team	NPC Code	Wind	Result
		Shot Put — F20 Women	Final	1 SEP	FORTUNE Sabrina	GBR		15.12
		Shot Put — F32 Women	Final	4 SEP	MOSKALENKO Anastasiia	UKR		8.00
		Shot Put — F33 Women	Final	5 SEP	WU Qing	CHN		7.98
		Shot Put — F40 Women	Final	7 SEP	BAARS Lara	NED		9.10
		Shot Put — F42 Women	Final	5 SEP	NWACHUKWU Goodness Chiemerie	NGR		11.49
		Shot Put — F46 Women	Final	4 SEP	MALKAMAKI Noelle	USA		14.06
		Shot Put — F53 Women	Final	2 SEP	RODRIGUES GOMES Elizabeth	BRA		7.82
		Shot Put — F57 Women	Final	5 SEP	DJELAL Safia	ALG		11.56
		Shot Put — F64 Women	Final	5 SEP	KOTLOWSKA Faustyna	POL		10.84
		Discus Throw — F37 Women	Final	6 SEP	LI Yingli	CHN		38.64
		Discus Throw — F38 Women	Final	6 SEP	KRUGER Simone	RSA		38.70
		Discus Throw — F53 Women	Final	2 SEP	RODRIGUES GOMES Elizabeth	BRA		17.37
		Discus Throw — F57 Women	Final	31 AUG	SAIFI Nassima	ALG		35.55
		Discus Throw — F64 Women	Final	1 SEP	KOTLOWSKA Faustyna	POL		39.89
		Javelin Throw — F12 Women	Final	31 AUG	ZHAO Yuping	CHN		47.06
		Javelin Throw — F33 Women	Final	1 SEP	EL KASSIOUI Fouzia	MAR		15.98
		Javelin Throw — F34 Women	Final	1 SEP	ZOU Lijuan	CHN		22.55
		Javelin Throw — F46 Women	Final	6 SEP	MORILLO GIL Naibys Daniela	VEN		43.77
		Javelin Throw — F54 Women	Final	7 SEP	KURBANOVA Nurkhon	UZB		21.12
		Javelin Throw — F55 Women	Final	3 SEP	KRUMINA Diana	LAT		24.99
		Club Throw — F32 Women	Final	30 AUG	IBRAHMI Maroua	TUN		29.00
		4x100m Universal Relay	Final	6 SEP	People's Republic of China	CHN		45.07
AR	Africa	100m — T13 Men	Final	1 SEP	ATHMANI Skander Djamil	ALG	-0.1	10.42
	Africa	100m — T46/47 Men	Round 1 Heat 1/2	30 AUG	EL HADDAOUI Aymane	MAR	+0.5	10.69



## Records Set

Records établis

As of SUN 8 SEP 2024 at 13:18

Record Type	Area	Event	Phase	Date	Athlete / Team	NPC Code	Wind	Result
	Africa	100m — T62 Men	Round 1 Heat 1/2	1 SEP	DANIELS Paul	RSA	0.0	11.23
	Africa	200m — T44 Men	Final	7 SEP	MHLONGO Mpumelelo	RSA	+0.5	22.62
	Africa	400m — T36 Men	Final	3 SEP	THELAIDJIA Fakhr Eddine	ALG		53.91
	Africa	400m — T37 Men	Final	4 SEP	TISSAOUI Amen Allah	TUN		50.50
	Africa	400m — T46/47 Men	Final	7 SEP	EL HADDAOUI Aymane	MAR		46.65
	Africa	800m — T53 Men	Final	5 SEP	KHELIFI Mohamed Nidhal	TUN		1:42.50
	Africa	1500m — T12 Men	Final	3 SEP	JEBABLI Rouay	TUN		3:44.67
	Africa	1500m — T13 Men	Final	3 SEP	BAKA Abdellatif	ALG		3:47.16
	Africa	High Jump — T42 Men	Final	3 SEP	BATIFI LOUMOU Yves Noe	CMR		1.77
	Africa	High Jump — T46/47 Men	Final	1 SEP	PITSO Khumo Neo	RSA		1.98
	Africa	Long Jump — T37 Men	Final	3 SEP	OPIYO Samson	KEN	+0.3	6.20
	Africa	Long Jump — T44 Men	Final	4 SEP	MHLONGO Mpumelelo	RSA	+0.3	7.12
	Africa	Long Jump — T63 Men	Final	31 AUG	MABOTE Puseletso Michael	RSA	+0.2	6.44
	Africa	Shot Put — F12 Men	Final	31 AUG	BLOM Hermanus	RSA		13.16
	Africa	Shot Put — F34 Men	Final	7 SEP	NOUIRI Azeddine	MAR		11.70
	Africa	Shot Put — F53 Men	Final	1 SEP	GANI Abdelillah	MAR		9.22
	Africa	Javelin Throw — F41 Men	Final	7 SEP	YE Kah Michel	CIV		37.69
	Africa	Javelin Throw — F57 Men	Final	31 AUG	DIOUF Youssoupha	SEN		47.39
	Africa	100m — T11 Women	Round 1 Heat 1/4	2 SEP	ISHITILE Lahja	NAM	+0.7	12.12
	Africa	200m — T11 Women	Round 1 Heat 2/2	5 SEP	ISHITILE Lahja	NAM	+0.1	24.82
	Africa	400m — T11 Women	Final	31 AUG	ISHITILE Lahja	NAM		56.20
	Africa	1500m — T11 Women	Final	2 SEP	TESFAW Yayesh Gate	ETH		4:27.68
	Africa	Marathon — T12 Women	Final	8 SEP	EL IDRISSE Fatima Ezzahra	MAR		2:48:36
	Africa	Long Jump — T44 Women	Final	31 AUG	ABRAHAMS Tezna Kirstin	RSA	-1.6	4.46





## Records Set

Records établis

As of SUN 8 SEP 2024 at 13:18

Record Type	Area	Event	Phase	Date	Athlete / Team	NPC Code	Wind	Result
	Africa	Shot Put — F46 Women	Final	4 SEP	AZAIEZ Jihen	TUN		11.01
	Africa	Discus Throw — F55 Women	Final	30 AUG	EL KAOUI Norelhouda	MAR		23.42
	Africa	Javelin Throw — F33 Women	Final	1 SEP	EL KASSIOUI Fouzia	MAR		15.98
	Africa	Club Throw — F32 Women	Final	30 AUG	IBRAHMI Maroua	TUN		29.00
	Americas	100m — T35 Men	Final	2 SEP	CAETANO NASCIMENTO Henrique	BRA	+0.3	11.85
	Americas	100m — T38 Men	Final	31 AUG	BLACKWELL Jaydin	USA	+0.9	10.64
	Americas	100m — T44 Men	Final	1 SEP	VIVES SUARES Yamel Luis	CUB	-0.7	11.20
	Americas	100m — T51 Men	Final	6 SEP	FOURNIE Cody	CAN	-0.3	19.63
	Americas	100m — T54 Men	Final	4 SEP	CERVANTES GARCIA Juan Pablo	MEX	-0.2	13.74
	Americas	200m — T35 Men	Final	7 SEP	CAETANO NASCIMENTO Henrique	BRA	0.0	24.14
	Americas	400m — T13 Men	Final	5 SEP	BERMUDEZ VILLAR Buinder Brainer	COL		48.83
	Americas	400m — T36 Men	Final	3 SEP	CHAVEZ Alexis Sebastian	ARG		53.60
=AR	Americas	400m — T38 Men	Final	3 SEP	BLACKWELL Jaydin	USA		48.49
AR	Americas	400m — T54 Men	Final	1 SEP	ROMANCHUK Daniel	USA		45.11
	Americas	1500m — T11 Men	Final	3 SEP	JACQUES Yeltsin	BRA		3:55.82
	Americas	1500m — T13 Men	Final	3 SEP	GOMEZ Joel	USA		3:48.42
	Americas	5000m — T11 Men	Final	30 AUG	AGRIPINO dos SANTOS Julio Cesar	BRA		14:48.85
	Americas	Long Jump — T20 Men	Final	7 SEP	OBANDO ASPRILLA Jhon Sebastian	COL	+1.2	7.38
	Americas	Shot Put — F35 Men	Final	5 SEP	URRA Hernan Emanuel	ARG		16.11
	Americas	Shot Put — F42 Men	Final	7 SEP	ROBERTO FLORIANI Edenilson	BRA		14.57
	Americas	Javelin Throw — F13 Men	Final	5 SEP	AGUILERA CRUZ Ulicer	CUB		62.51
	Americas	Javelin Throw — F34 Men	Final	4 SEP	VALENCIA Mauricio	COL		39.04
	Americas	Javelin Throw — F38 Men	Final	30 AUG	LEMOS RIVAS Jose Gregorio	COL		63.81
	Americas	Javelin Throw — F46 Men	Final	3 SEP	VARONA GONZALEZ Guillermo	CUB		66.14



## Records Set

Records établis

As of SUN 8 SEP 2024 at 13:18

Record Type	Area	Event	Phase	Date	Athlete / Team	NPC Code	Wind	Result
	Americas	100m — T11 Women	Semi-Final Heat 2/2	2 SEP	GEBER dos SANTOS Jerusa	BRA	+0.2	11.80
	Americas	100m — T13 Women	Final	3 SEP	SOARES da SILVA Rayane	BRA	+0.2	11.78
	Americas	100m — T38 Women	Final	31 AUG	PALOMEQUE MORENO Karen Tatiana	COL	+0.8	12.26
	Americas	200m — T11 Women	Final	7 SEP	GEBER dos SANTOS Jerusa	BRA	+0.5	24.51
	Americas	200m — T36 Women	Final	1 SEP	ROTELA Araceli	ARG	-0.3	29.89
	Americas	200m — T44 Women	Final	3 SEP	CAREY Annie	USA	+0.5	27.62
	Americas	400m — T13 Women	Final	7 SEP	SOARES da SILVA Rayane	BRA		53.55
	Americas	400m — T38 Women	Final	7 SEP	PALOMEQUE MORENO Karen Tatiana	COL		58.67
	Americas	1500m — T20 Women	Final	6 SEP	da SILVA BARROS Antonia Keyla	BRA		4:29.40
	Americas	Long Jump — T38 Women	Final	5 SEP	PALOMEQUE MORENO Karen Tatiana	COL	+0.3	4.99
	Americas	Shot Put — F32 Women	Final	4 SEP	BRITO OLIVEIRA Wanna Helena	BRA		7.89
	Americas	Shot Put — F46 Women	Final	4 SEP	MALKAMAKI Noelle	USA		14.06
	Americas	Shot Put — F53 Women	Final	2 SEP	RODRIGUES GOMES Elizabeth	BRA		7.82
	Americas	Discus Throw — F38 Women	Final	6 SEP	SALDARRIAGA HERNANDEZ Xiomara	COL		38.36
	Americas	Discus Throw — F41 Women	Final	4 SEP	LOPEZ MACAS Estefany Gisela	ECU		30.89
	Americas	Javelin Throw — F46 Women	Final	6 SEP	MORILLO GIL Naibys Daniela	VEN		43.77
	Asia	100m — T34 Men	Final	2 SEP	RATTANA Chaiwat	THA	-0.8	14.76
	Asia	100m — T37 Men	Final	30 AUG	PURNOMO Saptoyogo	INA	+0.7	11.26
	Asia	100m — T44 Men	Final	1 SEP	BERNARD Eddy	MAS	-0.7	11.58
	Asia	100m — T64 Men	Round 1 Heat 1/2	1 SEP	OSHIMA Kengo	JPN	0.0	11.24
	Asia	400m — T11 Men	Final	1 SEP	AYADE Mohammed	IRQ		51.25
	Asia	400m — T36 Men	Final	3 SEP	MATSUMOTO Takeru	JPN		53.63
	Asia	800m — T54 Men	Final	5 SEP	JIN Hua	CHN		1:28.20
	Asia	1500m — T11 Men	Final	3 SEP	KARASAWA Kenya	JPN		4:04.40



## Records Set

Records établis

As of SUN 8 SEP 2024 at 13:18

Record Type	Area	Event	Phase	Date	Athlete / Team	NPC Code	Wind	Result
	Asia	5000m — T11 Men	Final	30 AUG	KARASAWA Kenya	JPN		14:51.48
	Asia	High Jump — T44 Men	Final	6 SEP	PRAVEEN KUMAR	IND		2.08
	Asia	Long Jump — T11 Men	Final	30 AUG	di Dongdong	CHN	+0.4	6.85
	Asia	Shot Put — F11 Men	Final	2 SEP	ALIPOUR DARBEID Amirhossein	IRI		14.78
	Asia	Shot Put — F33 Men	Final	7 SEP	CAI Bingchen	CHN		12.77
	Asia	Shot Put — F36 Men	Final	4 SEP	MUKASHBEKOV Dastan	KAZ		16.00
	Asia	Shot Put — F46 Men	Final	4 SEP	KHILARI Sachin Sarjerao	IND		16.32
	Asia	Javelin Throw — F34 Men	Final	4 SEP	AFROOZ Saeid	IRI		41.16
	Asia	Javelin Throw — F44 Men	Final	2 SEP	KODITHUWAKKU Dulan	SRI		67.03
	Asia	Javelin Throw — F57 Men	Final	31 AUG	ODILOV Yorkinbek	UZB		50.32
	Asia	Club Throw — F51 Men	Final	4 SEP	DHARAMBIR	IND		34.92
	Asia	100m — T34 Women	Final	1 SEP	LAN Hanyu	CHN	+0.2	18.45
=AR	Asia	100m — T38 Women	Round 1 Heat 2/2	31 AUG	CHEN Zimo	CHN	+0.2	12.97
AR	Asia	100m — T42 Women	Final	7 SEP	TIARANI Karisma Evi	INA	+0.8	14.26
	Asia	200m — T36 Women	Final	1 SEP	SHI Yiting	CHN	-0.3	27.50
	Asia	400m — T12 Women	Final	3 SEP	SAFARZADEH GHADERIJANI Hajar	IRI		55.39
	Asia	800m — T53 Women	Final	1 SEP	ZHOU Hongzhuan	CHN		1:46.83
	Asia	1500m — T11 Women	Final	2 SEP	HE Shanshan	CHN		4:32.82
=AR	Asia	Long Jump — T11 Women	Final	30 AUG	MIRZAYOROVA Asila	UZB	+0.2	5.24
AR	Asia	Long Jump — T38 Women	Final	5 SEP	CHEN Zimo	CHN	-0.4	4.98
	Asia	Shot Put — F33 Women	Final	5 SEP	WU Qing	CHN		7.98
	Asia	Shot Put — F40 Women	Final	7 SEP	ALZEYOUDI Maryam	UAE		8.62
	Asia	Shot Put — F41 Women	Final	30 AUG	KHAKIMOVA Kubaro	UZB		10.36
	Asia	Discus Throw — F53 Women	Final	2 SEP	ONIDANI Keiko	JPN		15.78



## Records Set

Records établis

As of SUN 8 SEP 2024 at 13:18

Record Type	Area	Event	Phase	Date	Athlete / Team	NPC Code	Wind	Result
	Asia	Discus Throw — F55 Women	Final	30 AUG	DONG Feixia	CHN		26.67
	Asia	Javelin Throw — F12 Women	Final	31 AUG	ZHAO Yuping	CHN		47.06
	Asia	Javelin Throw — F34 Women	Final	1 SEP	ZOU Lijuan	CHN		22.55
	Asia	Javelin Throw — F46 Women	Final	6 SEP	YIGITALIEVA Shahinakhon	UZB		43.12
	Asia	Javelin Throw — F54 Women	Final	7 SEP	KURBANOVA Nurkhon	UZB		21.12
	Asia	Club Throw — F32 Women	Final	30 AUG	HABIBI Parastoo	IRI		26.29
	Asia	4x100m Universal Relay	Final	6 SEP	People's Republic of China	CHN		45.07
	Europe	100m — T44 Men	Final	1 SEP	SIAPO Felicien	FRA	-0.7	11.66
	Europe	1500m — T12 Men	Final	3 SEP	KOSTIN Aleksandr	NPA		3:44.43
	Europe	1500m — T13 Men	Final	3 SEP	OUHDADI EL ATABY Yassine	ESP		3:46.20
	Europe	1500m — T20 Men	Final	6 SEP	SANDILANDS Ben	GBR		3:45.40
	Europe	High Jump — T46/47 Men	Final	1 SEP	MARGIEV Georgji	NPA		2.00
	Europe	Long Jump — T20 Men	Final	7 SEP	IAKUSHEV Matvei	NPA	+0.7	7.51
	Europe	Long Jump — T63 Men	Final	31 AUG	de JONG Joel	NED	+0.5	7.68
	Europe	Shot Put — F20 Men	Final	3 SEP	YAROVYI Oleksandr	UKR	0.0	17.61
	Europe	Shot Put — F32 Men	Final	3 SEP	KONSTANTINIDIS Athanasios	GRE		11.93
	Europe	Shot Put — F34 Men	Final	7 SEP	DUBENCHUK Nikita	NPA		11.40
	Europe	Shot Put — F35 Men	Final	5 SEP	KHABALOV Taimuraz	NPA		15.19
	Europe	Shot Put — F36 Men	Final	4 SEP	SVIRIDOV Vladimir	NPA		17.18
	Europe	Shot Put — F53 Men	Final	1 SEP	OCHKHIKIDZE Giga	GEO		9.66
	Europe	Discus Throw — F52 Men	Final	1 SEP	GANESHAMOORTHY Rigivan	ITA		27.06
	Europe	Javelin Throw — F13 Men	Final	5 SEP	PEMBROKE Daniel	GBR		74.49
	Europe	Javelin Throw — F44 Men	Final	2 SEP	NOVAK Roman	UKR		61.04
	Europe	Club Throw — F32 Men	Final	31 AUG	CHURKIN Aleksei	NPA		40.33



## Records Set

Records établis

As of SUN 8 SEP 2024 at 13:18

Record Type	Area	Event	Phase	Date	Athlete / Team	NPC Code	Wind	Result
	Europe	100m — T13 Women	Final	3 SEP	VALIYEVA Lamiya	AZE	+0.2	11.76
	Europe	400m — T20 Women	Round 1 Heat 2/2	2 SEP	ONDER Aysel	TUR		54.96
	Europe	400m — T38 Women	Final	7 SEP	EKLER Luca	HUN		59.35
	Europe	1500m — T13 Women	Final	31 AUG	STREIMIKYTE Greta	IRL		4:32.28
	Europe	Shot Put — F20 Women	Final	1 SEP	FORTUNE Sabrina	GBR		15.12
	Europe	Shot Put — F32 Women	Final	4 SEP	MOSKALENKO Anastasiia	UKR		8.00
	Europe	Shot Put — F46 Women	Final	4 SEP	SHPATKIVSKA Mariia	UKR		12.35
	Europe	Shot Put — F64 Women	Final	5 SEP	KOTLOWSKA Faustyna	POL		10.84
	Europe	4x100m Universal Relay	Final	6 SEP	Great Britain	GBR		46.01
	Oceania	100m — T13 Men	Final	1 SEP	PERRIS Chad	AUS	-0.1	10.80
	Oceania	400m — T36 Men	Final	3 SEP	TURNER James	AUS		51.54
	Oceania	Javelin Throw — F13 Men	Final	5 SEP	HAMILTON Jackson	AUS		59.20
	Oceania	100m — T38 Women	Final	31 AUG	CLARKE Rhiannon	AUS	+0.8	12.72
	Oceania	100m — T46/47 Women	Final	3 SEP	GRIMALDI Anna	NZL	0.0	12.20
	Oceania	200m — T46/47 Women	Final	7 SEP	GRIMALDI Anna	NZL	-0.3	24.72
	Oceania	400m — T20 Women	Round 1 Heat 2/2	2 SEP	BLACKSMITH Telaya	AUS		57.96
	Oceania	400m — T38 Women	Final	7 SEP	CLARKE Rhiannon	AUS		1:00.81
	Oceania	1500m — T20 Women	Final	6 SEP	COLMAN Annabelle	AUS		4:31.54
	Oceania	Long Jump — T20 Women	Final	6 SEP	BLACKSMITH Telaya	AUS	+0.1	5.21
	Oceania	Long Jump — T61 Women	Final	5 SEP	LOW Vanessa	AUS	-0.3	5.45
	Oceania	Shot Put — F42 Women	Final	5 SEP	VATUNISOLO Naibili	FIJ		9.19
	Oceania	Javelin Throw — F34 Women	Final	1 SEP	CREES Dayna	AUS		17.65
	Oceania	Club Throw — F32 Women	Final	30 AUG	LITTLE Rosemary	AUS		16.65



## Records Set

Records établis

As of SUN 8 SEP 2024 at 13:18

**Legend:**

**=AR** Equal Area Record  
**PR** Paralympic Record

**=PR** Equal Paralympic Record  
**WR** World Record

**=WR** Equal World Record

**AR** Area Record



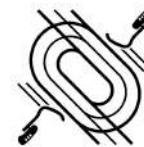
## Medallists by Event

Médaillé(e)s par épreuve

As of SUN 8 SEP 2024 at 12:46

After 164 of 164 Events

Event	Date	Medal	Name	NPC Code
Men's 100m - T11	5 SEP 2024	GOLD	GHAVELAS Athanasios Guide: NYFANTOPOULOS Ioannis	GRE
		SILVER	ADOLPHE Timothee Guide: RENARD Charles	FRA
		BRONZE	DI Dongdong Guide: LIAN Jiageng	CHN
Men's 100m - T12	31 AUG 2024	GOLD	MALONE Noah	USA
		SILVER	MARINHO de OLIVEIRA Joeferson	BRA
		BRONZE	SHAW Zachary	GBR
Men's 100m - T13	1 SEP 2024	GOLD	ATHMANI Skander Djamil	ALG
		SILVER	KASHAFALI Salum Ageze	NOR
		BRONZE	KAWAKAMI Shuta	JPN
Men's 100m - T34	2 SEP 2024	GOLD	RATTANA Chaiwat	THA
		SILVER	KTILA Walid	TUN
		BRONZE	SMEENK Austin	CAN
Men's 100m - T35	2 SEP 2024	GOLD	TSVIETOV Ihor	UKR
		SILVER	KALASHIAN Artem	NPA
		BRONZE	SAFRONOV Dmitrii	NPA
Men's 100m - T36	7 SEP 2024	GOLD	TURNER James	AUS
		SILVER	CHAVEZ Alexis Sebastian	ARG
		BRONZE	YANG Yifei	CHN
Men's 100m - T37	30 AUG 2024	GOLD	GOMES de MENDONCA Ricardo	BRA
		SILVER	PURNOMO Saptoyogo	INA
		BRONZE	VDOVIN Andrei	NPA
Men's 100m - T38	31 AUG 2024	GOLD	BLACKWELL Jaydin	USA
		SILVER	MEDRANO Ryan	USA
		BRONZE	CAMPAS SANCHEZ Juan Alejandro	COL
Men's 100m - T63	2 SEP 2024	GOLD	FRECH Ezra	USA
		SILVER	WAGNER Daniel	DEN
		BRONZE	GONCALVES RODRIGUES Vinicius	BRA
Men's 100m - T64	2 SEP 2024	GOLD	GUILTY GUILTY Sherman Isidro	CRC
		SILVER	MANU Maxcel Amo	ITA
		BRONZE	STRENG Felix	GER
Men's 100m - T47	30 AUG 2024	GOLD	FERREIRA dos SANTOS Petrucio	BRA
		SILVER	BEST Korban	USA
		BRONZE	EL HADDAOUI Aymane	MAR
Men's 100m - T51	6 SEP 2024	GOLD	FOURNIE Cody	CAN
		SILVER	GENYN Peter	BEL
		BRONZE	PIISPANEN Toni	FIN
Men's 100m - T52	6 SEP 2024	GOLD	CARABIN Maxime	BEL
		SILVER	PERRINEAU DALEY Marcus	GBR
		BRONZE	SATO Tomoki	JPN
Men's 100m - T53	4 SEP 2024	GOLD	ALQURASHI Abdulrahman	KSA
		SILVER	PAEYO Pongsakorn	THA
		BRONZE	FERNANDES da SILVA Ariosvaldo	BRA
Men's 100m - T54	4 SEP 2024	GOLD	CERVANTES GARCIA Juan Pablo	MEX
		SILVER	PAENG-NUEA Athiwat	THA
		BRONZE	TAHTI Leo-Pekka	FIN
Men's 100m - T44	1 SEP 2024	GOLD	MHLONGO Mpumelelo	RSA
		SILVER	VIVES SUARES Yamel Luis	CUB
		BRONZE	BERNARD Eddy	MAS
Men's 200m - T51	3 SEP 2024	GOLD	FOURNIE Cody	CAN
		SILVER	PIISPANEN Toni	FIN
		BRONZE	GENYN Peter	BEL
Men's 200m - T37	7 SEP 2024	GOLD	VDOVIN Andrei	NPA
		SILVER	GOMES de MENDONCA Ricardo	BRA
		BRONZE	LUIZ da COSTA Christian Gabriel	BRA



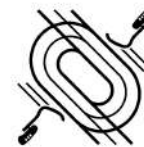
## Medallists by Event

Médaillé(e)s par épreuve

As of SUN 8 SEP 2024 at 12:46

Event	Date	Medal	Name	NPC Code
Men's 200m - T35	7 SEP 2024	GOLD	TSVIETOV Ihor	UKR
		SILVER	SAFRONOV Dmitrii	NPA
		BRONZE	KALASHIAN Artem	NPA
Men's 200m - T64	7 SEP 2024	GOLD	GUILTY GUILTY Sherman Isidro	CRC
		SILVER	VLOET Levi	NED
		BRONZE	MHLONGO Mpumelelo	RSA
Men's 400m - T11	1 SEP 2024	GOLD	SANTOS GONZALEZ Enderson German Guide: MAZA CARABALLO Eubrig Jose	VEN
		SILVER	ADOLPHE Timothee Guide: LAMI Jeffrey	FRA
		BRONZE	ATANGANA Guillaume Junior Guide: NYAMJUA Donard Ndim	RPT
Men's 400m - T12	5 SEP 2024	GOLD	BOUJA Mouncef	MAR
		SILVER	MALONE Noah	USA
		BRONZE	JEBABLI Rouay	TUN
Men's 400m - T13	5 SEP 2024	GOLD	ATHMANI Skander Djamil	ALG
		SILVER	FUKUNAGA Ryota	JPN
		BRONZE	BERMUDEZ VILLAR Buinder Brainer	COL
Men's 400m - T36	3 SEP 2024	GOLD	TURNER James	AUS
		SILVER	STEDMAN William	NZL
		BRONZE	CHAVEZ Alexis Sebastian	ARG
Men's 400m - T38	3 SEP 2024	GOLD	BLACKWELL Jaydin	USA
		SILVER	MEDRANO Ryan	USA
		BRONZE	CAMPAS SANCHEZ Juan Alejandro	COL
Men's 400m - T47	7 SEP 2024	GOLD	EL HADDAOUI Aymane	MAR
		SILVER	SADNI Ayoub	MAR
		BRONZE	de MORAES Thomaz Ruan	BRA
Men's 400m - T52	30 AUG 2024	GOLD	CARABIN Maxime	BEL
		SILVER	SATO Tomoki	JPN
		BRONZE	ITO Tomoya	JPN
Men's 400m - T53	1 SEP 2024	GOLD	PAEYO Pongsakorn	THA
		SILVER	LAKATOS Brent	CAN
		BRONZE	SIEMANN Brian	USA
Men's 400m - T54	1 SEP 2024	GOLD	DAI Yunqiang	CHN
		SILVER	PAENG-NUEA Athiwat	THA
		BRONZE	ROMANCHUK Daniel	USA
Men's 400m - T20	3 SEP 2024	GOLD	OBANDO ASPRILLA Jhon Sebastian	COL
		SILVER	PINEDA MEJIA David Jose	ESP
		BRONZE	PHILIPPE Yovanni	MRI
Men's 400m - T37	4 SEP 2024	GOLD	VDOVIN Andrei	NPA
		SILVER	da SILVA CHAVES Bartolomeu	BRA
		BRONZE	TISSAOUI Amen Allah	TUN
Men's 400m - T62	6 SEP 2024	GOLD	WOODHALL Hunter	USA
		SILVER	FLOORS Johannes	GER
		BRONZE	HENDRIKS Olivier	NED
Men's 800m - T53	5 SEP 2024	GOLD	LAKATOS Brent	CAN
		SILVER	PAEYO Pongsakorn	THA
		BRONZE	SIEMANN Brian	USA
Men's 800m - T54	5 SEP 2024	GOLD	JIN Hua	CHN
		SILVER	DAI Yunqiang	CHN
		BRONZE	HUG Marcel	SUI
Men's 800m - T34	7 SEP 2024	GOLD	SMEENK Austin	CAN
		SILVER	RATTANA Chaiwat	THA
		BRONZE	McCRACKEN Rheed	AUS
Men's 1500m - T11	3 SEP 2024	GOLD	JACQUES Yeltsin Guide: dos ANJOS SANTOS Guilherme Ademils.	BRA
		SILVER	YIGZAW Yitayal Silesh Guide: NEBERE Esubalew Bekele	ETH
		BRONZE	AGRIPINO dos SANTOS Julio Cesar Guide: BATISTA dos SANTOS Micael	BRA



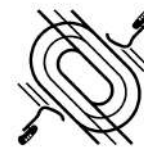


## Medallists by Event

Médaillé(e)s par épreuve

As of SUN 8 SEP 2024 at 12:46

Event	Date	Medal	Name	NPC Code
Men's 1500m - T13	3 SEP 2024	GOLD	KOSTIN Aleksandr	NPA
		SILVER	JEBABLI Rouay	TUN
		BRONZE	KULIATIN Anton	NPA
Men's 1500m - T20	6 SEP 2024	GOLD	SANDILANDS Ben	GBR
		SILVER	BAESSA Sandro	POR
		BRONZE	BRANNIGAN Michael	USA
Men's 1500m - T46	31 AUG 2024	GOLD	IAREMCHUK Aleksandr	NPA
		SILVER	ROEGER Michael	AUS
		BRONZE	PRAUD Antoine	FRA
Men's 1500m - T54	3 SEP 2024	GOLD	JIN Hua	CHN
		SILVER	HUG Marcel	SUI
		BRONZE	DAI Yunqiang	CHN
Men's 1500m - T38	7 SEP 2024	GOLD	TISSAOUI Amen Allah	TUN
		SILVER	RIECH Nate	CAN
		BRONZE	LANGDON Reece	AUS
Men's 5000m - T11	30 AUG 2024	GOLD	AGRIPINO dos SANTOS Julio Cesar	BRA
		SILVER	KARASAWA Kenya	JPN
		BRONZE	JACQUES Yeltsin	BRA
Men's 5000m - T13	31 AUG 2024	GOLD	OUHDADI EL ATABY Yassine	ESP
		SILVER	KOSTIN Aleksandr	NPA
		BRONZE	KULIATIN Anton	NPA
Men's 5000m - T54	31 AUG 2024	GOLD	ROMANCHUK Daniel	USA
		SILVER	HUG Marcel	SUI
		BRONZE	ALRAJEHI Faisal	KUW
Men's Marathon - T12	8 SEP 2024	GOLD	BOUKHILI Wajdi	TUN
		SILVER	SUAREZ LASO Alberto	ESP
		BRONZE	CHENTOUF El Amin	MAR
Men's Marathon - T54	8 SEP 2024	GOLD	HUG Marcel	SUI
		SILVER	JIN Hua	CHN
		BRONZE	SUZUKI Tomoki	JPN
Men's High Jump - T63	3 SEP 2024	GOLD	FRECH Ezra	USA
		SILVER	KUMAR Sharad	IND
		BRONZE	THANGAVELU Mariyappan	IND
Men's High Jump - T47	1 SEP 2024	GOLD	TOWNSEND Roderick	USA
		SILVER	NISHAD KUMAR	IND
		BRONZE	MARGIEV Georgii	NPA
Men's High Jump - T64	6 SEP 2024	GOLD	PRAVEEN KUMAR	IND
		SILVER	LOCCIDENT Derek	USA
		BRONZE	GIYAZOV Temurbek	UZB
		BRONZE	LEPIATO Maciej	POL
Men's Long Jump - T11	30 AUG 2024	GOLD	DI Dongdong	CHN
		SILVER	CHEN Shichang	CHN
		BRONZE	MUNAR MARTINEZ Joan	ESP
Men's Long Jump - T13	7 SEP 2024	GOLD	ASLANOV Orkhan	AZE
		SILVER	JEAN-PAUL Isaac	USA
		BRONZE	ANDRADE dos REIS Paulo Henrique	BRA
Men's Long Jump - T20	7 SEP 2024	GOLD	IAKUSHEV Matvei	NPA
		SILVER	ROMLY Abdul Latif	MAS
		BRONZE	OBANDO ASPRILLA Jhon Sebastian	COL
Men's Long Jump - T36	2 SEP 2024	GOLD	TORSUNOV Evgenii	NPA
		SILVER	ALMEIDA RAMOS Aser Mateus	BRA
		BRONZE	LYTVYVENKO Oleksandr	UKR
Men's Long Jump - T37	3 SEP 2024	GOLD	IMPELLIZZERI Brian Lionel	ARG
		SILVER	OPIYO Samson	KEN
		BRONZE	EVANGELISTA CARDOSO Mateus	BRA
Men's Long Jump - T63	31 AUG 2024	GOLD	de JONG Joel	NED
		SILVER	WAGNER Daniel	DEN
		BRONZE	MBUYAMBA Noah	NED

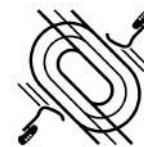


## Medallists by Event

Médaillé(e)s par épreuve

As of SUN 8 SEP 2024 at 12:46

Event	Date	Medal	Name	NPC Code
Men's Long Jump - T47	3 SEP 2024	GOLD	SOL CERVANTES Robiel Yankiel	CUB
		SILVER	WANG Hao	CHN
		BRONZE	KOTUKOV Nikita	NPA
Men's Long Jump - T12	2 SEP 2024	GOLD	NAJAFZADE Said	AZE
		SILVER	SALIEV Doniyor	UZB
		BRONZE	VAZQUEZ Fernando	ARG
Men's Long Jump - T38	4 SEP 2024	GOLD	KHINCHAGOV Khetag	NPA
		SILVER	ZHONG Huanghao	CHN
		BRONZE	LEMOs RIVAS Jose Gregorio	COL
Men's Long Jump - T64	4 SEP 2024	GOLD	REHM Markus	GER
		SILVER	LOCCIDENT Derek	USA
		BRONZE	WALLACE Jarryd	USA
Men's Shot Put - F11	2 SEP 2024	GOLD	ALIPOUR DARBEID Amirhossein	IRI
		SILVER	OLAD Mahdi	IRI
		BRONZE	del AMO CANO Alvaro	ESP
Men's Shot Put - F12	31 AUG 2024	GOLD	SULTONOV Elbek	UZB
		SILVER	PONOMARENKO Volodymyr	UKR
		BRONZE	DANYLIUK Roman	UKR
Men's Shot Put - F20	3 SEP 2024	GOLD	YAROVYI Oleksandr	UKR
		SILVER	ZOLKEFLI Muhammad Ziyad	MAS
		BRONZE	KOVAL Maksym	UKR
Men's Shot Put - F32	3 SEP 2024	GOLD	KONSTANTINIDIS Athanasios	GRE
		SILVER	CHURKIN Aleksei	NPA
		BRONZE	STEFANIDIS Lazaros	GRE
Men's Shot Put - F34	7 SEP 2024	GOLD	VALENCIA Mauricio	COL
		SILVER	NOUIRI Azeddine	MAR
		BRONZE	HINDI Ahmad	JOR
Men's Shot Put - F37	30 AUG 2024	GOLD	MARUFKHUJAEV Kudratillokhon	UZB
		SILVER	BEN MOSLAH Ahmed	TUN
		BRONZE	YULDASHEV Tolibboy	UZB
Men's Shot Put - F40	1 SEP 2024	GOLD	MONTEIRO Miguel	POR
		SILVER	TSEGMID Battulga	MGL
		BRONZE	TNAIASH Garrah	IRQ
Men's Shot Put - F46	4 SEP 2024	GOLD	STEWART Greg	CAN
		SILVER	KHILARI Sachin Sarjerao	IND
		BRONZE	BAKOVIC Luka	CRO
Men's Shot Put - F53	1 SEP 2024	GOLD	OCHKHIKIDZE Giga	GEO
		SILVER	GANI Abdelillah	MAR
		BRONZE	MOKHTARI HEMAMI Alireza	IRI
Men's Shot Put - F55	30 AUG 2024	GOLD	RUZHDI Ruzhdi	BUL
		SILVER	DURIC Nebojsa	SRB
		SILVER	ZAKER Zafar	IRI
		BRONZE	STOLTMAN Lech	POL
Men's Shot Put - F57	6 SEP 2024	GOLD	KHOSRAVI Yasin	IRI
		SILVER	PAULINO dos SANTOS Thiago	BRA
		BRONZE	HOTOZHE SEMA Hokato	IND
Men's Shot Put - F63	7 SEP 2024	GOLD	SOROUR Faisal	KUW
		SILVER	DAVIES Aled	GBR
		BRONZE	HABSCHEID Tom	LUX
Men's Shot Put - F33	7 SEP 2024	GOLD	CAI Bingchen	CHN
		SILVER	CERNI Deni	CRO
		BRONZE	DERHEM Zakariae	MAR
Men's Shot Put - F35	5 SEP 2024	GOLD	NORBEOV Khusniddin	UZB
		SILVER	URRA Hernan Emanuel	ARG
		BRONZE	JAVANMARDI Seyed Aliasghar	IRI
Men's Shot Put - F36	4 SEP 2024	GOLD	SVIRIDOV Vladimir	NPA
		SILVER	KOKOITY Alan	NPA
		BRONZE	MUKASHBEKOV Dastan	KAZ



## Medallists by Event

Médaillé(e)s par épreuve

As of SUN 8 SEP 2024 at 12:46

Event	Date	Medal	Name	NPC Code
Men's Shot Put - F41	2 SEP 2024	GOLD	OMONOV Bobirjon	UZB
		SILVER	KAPPEL Niko	GER
		BRONZE	HUANG Jun	CHN
Men's Discus Throw - F11	5 SEP 2024	GOLD	TAPIA Oney	ITA
		SILVER	BAJOULVAND Hassan	IRI
		BRONZE	del AMO CANO Alvaro	ESP
Men's Discus Throw - F37	6 SEP 2024	GOLD	YULDASHEV Tolibboy	UZB
		SILVER	ZESSEU Jesse	CAN
		BRONZE	ALI Haider	PAK
Men's Discus Throw - F64	5 SEP 2024	GOLD	CAMPBELL Jeremy	USA
		SILVER	STEWART Akeem	TTO
		BRONZE	BLAIR David	USA
Men's Discus Throw - F52	1 SEP 2024	GOLD	GANESHAMOORTHY Rigivan	ITA
		SILVER	APINIS Aigars	LAT
		BRONZE	ROCHA Andre	BRA
Men's Discus Throw - F56	2 SEP 2024	GOLD	BATISTA dos SANTOS Claudiney	BRA
		SILVER	KATHUNIYA Yogesh	IND
		BRONZE	TZOUNIS Konstantinos	GRE
Men's Javelin Throw - F13	5 SEP 2024	GOLD	PEMBROKE Daniel	GBR
		SILVER	PIROUJ Ali	IRI
		BRONZE	AGUILERA CRUZ Ulicer	CUB
Men's Javelin Throw - F34	4 SEP 2024	GOLD	AFROOZ Saeid	IRI
		SILVER	VALENCIA Mauricio	COL
		BRONZE	MENESES MEDINA Diego Fernando	COL
Men's Javelin Throw - F41	7 SEP 2024	GOLD	NAVDEEP	IND
		SILVER	SUN Pengxiang	CHN
		BRONZE	NUKHAILAWI Wildan	IRQ
Men's Javelin Throw - F64	2 SEP 2024	GOLD	SUMIT	IND
		SILVER	KODITHUWAKKU Dulan	SRI
		BRONZE	BURIAN Michal	AUS
Men's Javelin Throw - F54	6 SEP 2024	GOLD	REVENKO Ivan	NPA
		SILVER	FUENTES YANEZ Edgar Ulises	MEX
		BRONZE	STEFANOUDAKIS Emmanouil	GRE
Men's Javelin Throw - F57	31 AUG 2024	GOLD	ODILOV Yorkinbek	UZB
		SILVER	KHALVANDI Muhammet	TUR
		BRONZE	LINS NOBRE Cicero Valdiran	BRA
Men's Javelin Throw - F38	30 AUG 2024	GOLD	LEMONS RIVAS Jose Gregorio	COL
		SILVER	BILYI Vladyslav	UKR
		BRONZE	AN Dongquan	CHN
Men's Javelin Throw - F46	3 SEP 2024	GOLD	VARONA GONZALEZ Guillermo	CUB
		SILVER	AJEET SINGH	IND
		BRONZE	GURJAR Sundar Singh	IND
Men's Club Throw - F32	31 AUG 2024	GOLD	CHURKIN Aleksei	NPA
		SILVER	KONSTANTINIDIS Athanasios	GRE
		BRONZE	MEHIDEB Ahmed	ALG
Men's Club Throw - F51	4 SEP 2024	GOLD	DHARAMBIR	IND
		SILVER	SOORMA Pranav	IND
		BRONZE	DIMITRIJEVIC Zeljko	SRB
Women's 100m - T11	3 SEP 2024	GOLD	GEBER dos SANTOS Jerusa Guide: dos SANTOS GARCIA Gabriel Aparecido	BRA
		SILVER	LIU Cuiqing Guide: CHEN Shengming	CHN
		BRONZE	SILVA SPOLADORE Lorena Guide: COSTA OLIVEIRA Renato Ben Hur	BRA
Women's 100m - T12	5 SEP 2024	GOLD	DURAND ELIAS Omara Guide: KINDELAN VARGAS Yuniol	CUB
		SILVER	BOTURCHUK Oksana Guide: BARABANOV Mykyta	UKR
		BRONZE	MUELLER-ROTTGARDT Katrin Guide: FIENER Noel-Philippe	GER



## Medallists by Event

Médaille(s) par épreuve

As of SUN 8 SEP 2024 at 12:46

Event	Date	Medal	Name	NPC Code
Women's 100m - T13	3 SEP 2024	GOLD	VALIYEVA Lamiya	AZE
		SILVER	SOARES da SILVA Rayane	BRA
		BRONZE	COMERFORD Orla	IRL
Women's 100m - T37	5 SEP 2024	GOLD	WEN Xiaoyan	CHN
		SILVER	SWANSON Taylor	USA
		BRONZE	ROBERTS Jaleen	USA
Women's 100m - T38	31 AUG 2024	GOLD	PALOMEQUE MORENO Karen Tatiana	COL
		SILVER	MANTHOPOULOU Lida Maria	GRE
		BRONZE	JIMENEZ SANCHEZ Darian Faisury	COL
Women's 100m - T53	4 SEP 2024	GOLD	KINGHORN Samantha	GBR
		SILVER	DEBRUNNER Catherine	SUI
		BRONZE	GAO Fang	CHN
Women's 100m - T47	3 SEP 2024	GOLD	RODRIGUEZ Kiara	ECU
		SILVER	MASON Brittni	USA
		BRONZE	GRIMALDI Anna	NZL
Women's 100m - T63	7 SEP 2024	GOLD	CAIRONI Martina	ITA
		SILVER	TIARANI Karisma Evi	INA
		BRONZE	CONTRAFATTO Monica Graziana	ITA
		BRONZE	OKOH Ndidikama	GBR
Women's 100m - T64	6 SEP 2024	GOLD	JONG Fleur	NED
		SILVER	ALKEMADE Kimberly	NED
		BRONZE	van GANSEWINKEL Marlene	NED
Women's 100m - T54	4 SEP 2024	GOLD	BAYEKULA Lea	BEL
		SILVER	McfADDEN Tatyana	USA
		BRONZE	KOTAJA Amanda	FIN
Women's 100m - T34	1 SEP 2024	GOLD	COCKROFT Hannah	GBR
		SILVER	ADENEGAN Kare	GBR
		BRONZE	LAN Hanyu	CHN
Women's 100m - T35	30 AUG 2024	GOLD	ZHOU Xia	CHN
		SILVER	GUO Qianqian	CHN
		BRONZE	PAL Preethi	IND
Women's 100m - T36	4 SEP 2024	GOLD	SHI Yiting	CHN
		SILVER	AITCHISON Danielle	NZL
		BRONZE	HIPOLITO Veronica	BRA
Women's 200m - T11	7 SEP 2024	GOLD	GEBER dos SANTOS Jerusa Guide: dos SANTOS GARCIA Gabriel Aparecido	BRA
		SILVER	LIU Cuiqing Guide: CHEN Shengming	CHN
		BRONZE	ISHITILE Lahja Guide: SHIMANDA Sem	NAM
Women's 200m - T12	7 SEP 2024	GOLD	DURAND ELIAS Omara Guide: KINDELAN VARGAS Yuniol	CUB
		SILVER	PEREZ LOPEZ Alejandra Paola	VEN
		BRONZE	SIMRAN Guide: SINGH Abhay	IND
Women's 200m - T35	1 SEP 2024	GOLD	ZHOU Xia	CHN
		SILVER	GUO Qianqian	CHN
		BRONZE	PAL Preethi	IND
Women's 200m - T36	1 SEP 2024	GOLD	SHI Yiting	CHN
		SILVER	AITCHISON Danielle	NZL
		BRONZE	LOVELL Mali	AUS
Women's 200m - T37	30 AUG 2024	GOLD	WEN Xiaoyan	CHN
		SILVER	KOBZAR Nataliia	UKR
		BRONZE	JIANG Fenfen	CHN
Women's 200m - T47	7 SEP 2024	GOLD	GRIMALDI Anna	NZL
		SILVER	MASON Brittni	USA
		BRONZE	INTHACHOT Sasirawan	THA
Women's 200m - T64	3 SEP 2024	GOLD	ALKEMADE Kimberly	NED
		SILVER	van GANSEWINKEL Marlene	NED
		BRONZE	BENSUSAN Irmgard	GER



## Medallists by Event

Médaillé(e)s par épreuve

As of SUN 8 SEP 2024 at 12:46

Event	Date	Medal	Name	NPC Code
Women's 400m - T12	3 SEP 2024	GOLD	DURAND ELIAS Omara Guide: KINDELAN VARGAS Yuniol	CUB
		SILVER	SAFARZADEH GHAHDERIJANI Hajar	IRI
		BRONZE	BOTURCHUK Oksana Guide: BARABANOV Mykyta	UKR
Women's 400m - T13	7 SEP 2024	GOLD	SOARES da SILVA Rayane	BRA
		SILVER	VALIYEVA Lamiya	AZE
		BRONZE	DUARTE Carolina	POR
Women's 400m - T37	3 SEP 2024	GOLD	KOBZAR Natalia	UKR
		SILVER	JIANG Fenfen	CHN
		BRONZE	SLANOVA Viktoriia	NPA
Women's 400m - T47	31 AUG 2024	GOLD	da SILVA Fernanda Yara	BRA
		SILVER	VERA ANDRADE Lisbeli Marina	VEN
		BRONZE	AUGUSTO da SILVA Maria Clara	BRA
Women's 400m - T53	5 SEP 2024	GOLD	DEBRUNNER Catherine	SUI
		SILVER	KINGHORN Samantha	GBR
		BRONZE	ZHOU Hongzhuan	CHN
Women's 400m - T54	5 SEP 2024	GOLD	BAYEKULA Lea	BEL
		SILVER	SCHAER Manuela	SUI
		BRONZE	ZHOU Zhaoqian	CHN
Women's 400m - T11	31 AUG 2024	GOLD	ISHITILE Lahja Guide: SHIMANDA Sem	NAM
		SILVER	SIMPLICIO da SILVA Thalita Vitoria Guide: VELOSO da SILVA Felipe	BRA
		BRONZE	HE Shanshan Guide: YOU Junjie	CHN
Women's 400m - T20	3 SEP 2024	GOLD	SHULIAR Yuliia	UKR
		SILVER	ONDER Aysel	TUR
		BRONZE	JEEVANJI Deepthi	IND
Women's 400m - T38	7 SEP 2024	GOLD	PALOMEQUE MORENO Karen Tatiana	COL
		SILVER	EKLER Luca	HUN
		BRONZE	AVE Lindy	GER
Women's 800m - T53	1 SEP 2024	GOLD	DEBRUNNER Catherine	SUI
		SILVER	KINGHORN Samantha	GBR
		BRONZE	ZHOU Hongzhuan	CHN
Women's 800m - T54	1 SEP 2024	GOLD	SCHAER Manuela	SUI
		SILVER	ZHOU Zhaoqian	CHN
		BRONZE	SCARONI Susannah	USA
Women's 800m - T34	7 SEP 2024	GOLD	COCKROFT Hannah	GBR
		SILVER	ADENEGAN Kare	GBR
		BRONZE	HOUSTON Eva	USA
Women's 1500m - T13	31 AUG 2024	GOLD	MENIGSTU Tigist Gezahagn	ETH
		SILVER	EL IDRISSE Fatima Ezzahra	MAR
		BRONZE	CORSO Liza	USA
Women's 1500m - T20	6 SEP 2024	GOLD	BIEGANOWSKA-ZAJAC Barbara	POL
		SILVER	DANYLINA Liudmyla	UKR
		BRONZE	da SILVA BARROS Antonia Keyla	BRA
Women's 1500m - T54	3 SEP 2024	GOLD	DEBRUNNER Catherine	SUI
		SILVER	KINGHORN Samantha	GBR
		BRONZE	SCARONI Susannah	USA
Women's 1500m - T11	2 SEP 2024	GOLD	TESFAW Yayesh Gate Guide: GIRMA Kindu Sisay	ETH
		SILVER	HE Shanshan Guide: YOU Junjie	CHN
		BRONZE	COETZEE Louzanne Guide: BADENHORST Erasmus	RSA
Women's 5000m - T54	31 AUG 2024	GOLD	DEBRUNNER Catherine	SUI
		SILVER	SCARONI Susannah	USA
		BRONZE	de ROZARIO Madison	AUS



## Medallists by Event

Médaillé(e)s par épreuve

As of SUN 8 SEP 2024 at 12:46

Event	Date	Medal	Name	NPC Code
Women's Marathon - T54	8 SEP 2024	GOLD	DEBRUNNER Catherine	SUI
		SILVER	de ROZARIO Madison	AUS
		BRONZE	SCARONI Susannah	USA
Women's Marathon - T12	8 SEP 2024	GOLD	EL IDRISSE Fatima Ezzahra	MAR
		SILVER	EN-NOURHI Meryem Guide: EL HARTI Abdelhadi	MAR
		BRONZE	MICHISHITA Misato	JPN
Women's Long Jump - T11	30 AUG 2024	GOLD	MIRZAYOROVA Asila	UZB
		SILVER	ZHOU Guohua	CHN
		BRONZE	GARCIA FALAGAN Alba	ESP
Women's Long Jump - T20	6 SEP 2024	GOLD	KUCHARCZYK Karolina	POL
		SILVER	CASSIANO da SILVA Zileide	BRA
		BRONZE	ALTIN Fatma Damla	TUR
Women's Long Jump - T37	1 SEP 2024	GOLD	WEN Xiaoyan	CHN
		SILVER	ROBERTS Jaleen	USA
		BRONZE	GENEST Manon	FRA
Women's Long Jump - T63	5 SEP 2024	GOLD	LOW Vanessa	AUS
		SILVER	CAIRONI Martina	ITA
		BRONZE	KRATTER Elena	SUI
Women's Long Jump - T47	6 SEP 2024	GOLD	RODRIGUEZ Kiara	ECU
		SILVER	LUTERAN Petra	HUN
		BRONZE	NOERREMARK Bjoerk	DEN
Women's Long Jump - T12	1 SEP 2024	GOLD	ZUBKOVSKA Oksana	UKR
		SILVER	MARTINEZ Sara	ESP
		BRONZE	HAMRI Lynda	ALG
Women's Long Jump - T38	5 SEP 2024	GOLD	EKLER Luca	HUN
		SILVER	MOOS Nele	GER
		BRONZE	PALOMEQUE MORENO Karen Tatiana	COL
Women's Long Jump - T64	31 AUG 2024	GOLD	JONG Fleur	NED
		SILVER	van GANSEWINKEL Marlene	NED
		BRONZE	HATZ B	USA
Women's Shot Put - F12	6 SEP 2024	GOLD	LEGNANTE Assunta	ITA
		SILVER	BURKHANOVA Safiya	UZB
		BRONZE	ZHAO Yuping	CHN
Women's Shot Put - F20	1 SEP 2024	GOLD	FORTUNE Sabrina	GBR
		SILVER	AGBLEMAGNON Gloria	FRA
		BRONZE	MENDES SANCHEZ Poleth Isamar	ECU
Women's Shot Put - F33	5 SEP 2024	GOLD	WU Qing	CHN
		SILVER	COTA VERA Gilda Guadalupe	MEX
		BRONZE	KRIVENOK Svetlana	NPA
Women's Shot Put - F35	5 SEP 2024	GOLD	POMAZAN Mariia	UKR
		SILVER	WANG Jun	CHN
		BRONZE	NICHOLSON Anna	GBR
Women's Shot Put - F37	31 AUG 2024	GOLD	LI Yingli	CHN
		SILVER	MI Na	CHN
		BRONZE	VERTINSKAYA Irina	NPA
Women's Shot Put - F40	7 SEP 2024	GOLD	BAARS Lara	NED
		SILVER	SLIWINSKA Renata	POL
		BRONZE	JEBALI Raja	TUN
Women's Shot Put - F54	2 SEP 2024	GOLD	ZARZA GUADARRAMA Gloria	MEX
		SILVER	RODRIGUES GOMES Elizabeth	BRA
		BRONZE	KURBANOVA Nurkhon	UZB
Women's Shot Put - F57	5 SEP 2024	GOLD	DJELAL Safia	ALG
		SILVER	XU Mian	CHN
		BRONZE	SAIFI Nassima	ALG
Women's Shot Put - F32	4 SEP 2024	GOLD	MOSKALENKO Anastasiia	UKR
		SILVER	BRITO OLIVEIRA Wanna Helena	BRA
		BRONZE	GALAKTIONOVA Evgeniia	NPA



## Medallists by Event

Médaillé(e)s par épreuve

As of SUN 8 SEP 2024 at 12:46

Event	Date	Medal	Name	NPC Code
Women's Shot Put - F34	3 SEP 2024	GOLD	ZOU Lijuan	CHN
		SILVER	KORNOBYS Lucyna	POL
		BRONZE	AMOUDI Saida	MAR
Women's Shot Put - F46	4 SEP 2024	GOLD	MALKAMAKI Noelle	USA
		SILVER	SHPATKIVSKA Mariia	UKR
		BRONZE	ROBINSON Holly	NZL
Women's Shot Put - F41	30 AUG 2024	GOLD	TLILI Raoua	TUN
		SILVER	KHAKIMOVA Kubaro	UZB
		BRONZE	RUIZ DIAZ Antonella	ARG
Women's Shot Put - F64	5 SEP 2024	GOLD	YAO Juan	CHN
		SILVER	MIDDLETON Arelle	USA
		BRONZE	YANG Yue	CHN
Women's Discus Throw - F11	3 SEP 2024	GOLD	ZHANG Liangmin	CHN
		SILVER	LEGNANTE Assunta	ITA
		BRONZE	XUE Enhui	CHN
Women's Discus Throw - F38	6 SEP 2024	GOLD	KRUGER Simone	RSA
		SILVER	LI Yingli	CHN
		BRONZE	SALDARRIAGA HERNANDEZ Xiomara	COL
Women's Discus Throw - F41	4 SEP 2024	GOLD	TLILI Raoua	TUN
		SILVER	KARIM Youssra	MAR
		BRONZE	LOPEZ MACAS Estefany Gisela	ECU
Women's Discus Throw - F53	2 SEP 2024	GOLD	RODRIGUES GOMES Elizabeth	BRA
		SILVER	ONIDANI Keiko	JPN
		BRONZE	OVSII Zoia	UKR
Women's Discus Throw - F57	31 AUG 2024	GOLD	SAIFI Nassima	ALG
		SILVER	XU Mian	CHN
		BRONZE	KHAMDAMOVA Mokhigul	UZB
Women's Discus Throw - F64	1 SEP 2024	GOLD	YANG Yue	CHN
		SILVER	YAO Juan	CHN
		BRONZE	MACHADO PLATA Osiris Aneth	MEX
Women's Discus Throw - F55	30 AUG 2024	GOLD	CASTANO SALAZAR Erica Maria	COL
		SILVER	DONG Feixia	CHN
		BRONZE	GUERRERO CAZARES Rosa Maria	MEX
Women's Javelin Throw - F13	31 AUG 2024	GOLD	ZHAO Yuping	CHN
		SILVER	KULINICH-SOROKINA Anna	NPA
		BRONZE	EDER Natalija	AUT
Women's Javelin Throw - F46	6 SEP 2024	GOLD	MORILLO GIL Naibys Daniela	VEN
		SILVER	YIGITALIEVA Shahinakhon	UZB
		BRONZE	ARNOLD Hollie	GBR
Women's Javelin Throw - F54	7 SEP 2024	GOLD	KURBANOVA Nurkhon	UZB
		SILVER	UGWUNWA Flora	NGR
		BRONZE	SALEHI Elham	IRI
Women's Javelin Throw - F56	3 SEP 2024	GOLD	KRUMINA Diana	LAT
		SILVER	ROCHA MACHADO Raissa	BRA
		BRONZE	LIN Sitong	CHN
Women's Javelin Throw - F34	1 SEP 2024	GOLD	ZOU Lijuan	CHN
		SILVER	ZUO Caiyun	CHN
		BRONZE	CREES Dayna	AUS
Women's Club Throw - F32	30 AUG 2024	GOLD	IBRAHMI Maroua	TUN
		SILVER	HABIBI Parastoo	IRI
		BRONZE	BOSCOLO CASTILHO GONCALV Giovanna	BRA



### Medallists by Event

Médaillé(e)s par épreuve

As of SUN 8 SEP 2024 at 12:46

Event	Date	Medal	Name	NPC Code
4x100m Universal Relay		GOLD	ZHOU Guohua Guide: GU Dengpu WANG Hao WEN Xiaoyan HU Yang	CHN
		SILVER	SHAW Zachary PEACOCK Jonnie SMITH Ali KINGHORN Samantha	GBR
		BRONZE	MALONE Noah WOODHALL Hunter SWANSON Taylor McFADDEN Tatyana  BEST Korban	USA





## Medal Standings

Tableau des médailles

As of SUN 8 SEP 2024 at 12:46

After 164 of 164 Events

Rank	NPC	Men				Women				Mixed				Total				Rank by Total
		G	S	B	Tot	G	S	B	Tot	G	S	B	Tot	G	S	B	Tot	
1	CHN - People's Republic of China	5	6	5	16	15	16	11	42	1			1	21	22	16	59	1
2	USA - United States of America	9	7	6	22	1	7	7	15			1	1	10	14	14	38	2
3	BRA - Brazil	5	5	10	20	5	6	5	16					10	11	15	36	3
4	UKR - Ukraine	3	2	3	8	5	4	2	11					8	6	5	19	4
5	UZB - Uzbekistan	6	1	2	9	2	3	2	7					8	4	4	16	=7
6	SUI - Switzerland	1	2	1	4	6	2	1	9					7	4	2	13	=9
7	GBR - Great Britain	2	2	1	5	4	5	3	12		1		1	6	8	4	18	5
8	COL - Colombia	3	1	6	10	3		3	6					6	1	9	16	=7
9	NED - Netherlands	1	1	2	4	4	3	1	8					5	4	3	12	=11
10	TUN - Tunisia	2	3	2	7	3		1	4					5	3	3	11	=13
11	CAN - Canada	5	3	1	9									5	3	1	9	=15
12	CUB - Cuba	2	1	1	4	3			3					5	1	1	7	=21
13	IND - India	4	6	3	13			4	4					4	6	7	17	6
14	ITA - Italy	2	1		3	2	2	1	5					4	3	1	8	=17
15	BEL - Belgium	2	1	1	4	2			2					4	1	1	6	=24
16	ALG - Algeria	2		1	3	2		2	4					4		3	7	=21
17	MAR - Morocco	2	3	3	8	1	3	1	5					3	6	4	13	=9
18	IRI - Islamic Republic of Iran	3	4	2	9		2	1	3					3	6	3	12	=11
19	AUS - Australia	2	1	3	6	1	1	3	5					3	2	6	11	=13
20	AZE - Azerbaijan	2			2	1	1		2					3	1		4	=30
21	THA - Thailand	2	5		7			1	1					2	5	1	8	=17
22	GRE - Greece	2	1	3	6		1		1					2	2	3	7	=21
23	MEX - Mexico	1	1		2	1	1	2	4					2	2	2	6	=24
23	POL - Poland			2	2	2	2		4					2	2	2	6	=24
25	VEN - Venezuela	1			1	1	2		3					2	2		4	=30
26	ETH - Ethiopia		1		1	2			2					2	1		3	=35
27	ECU - Ecuador				2	2		2	4					2		2	4	=30
27	RSA - South Africa	1		1	2	1		1	2					2		2	4	=30
29	CRC - Costa Rica	2			2									2			2	=41
30	ESP - Spain	1	2	3	6		1	1	2					1	3	4	8	=17
30	GER - Germany	1	2	1	4		1	3	4					1	3	4	8	=17
32	NZL - New Zealand		1		1	1	2	2	5					1	3	2	6	=24
33	ARG - Argentina	1	2	2	5			1	1					1	2	3	6	=24
34	HUN - Hungary					1	2		3					1	2		3	=35
35	POR - Portugal	1	1		2			1	1					1	1	1	3	=35
36	LAT - Latvia		1		1	1			1					1	1		2	=41
37	KUW - Kuwait	1		1	2									1		1	2	=41
37	NAM - Namibia					1		1	2					1		1	2	=41
39	BUL - Bulgaria	1			1									1			1	=49
39	GEO - Georgia	1			1									1			1	=49
39	KSA - Saudi Arabia	1			1									1			1	=49
42	JPN - Japan		3	4	7		1	1	2						4	5	9	=15
43	FRA - France		2	1	3		1	1	2					3	2	5	29	29
44	DEN - Denmark		2		2			1	1					2	1	3	3	=35
44	MAS - Malaysia		2	1	3									2	1	3	3	=35
44	TUR - Türkiye		1		1		1	1	2					2	1	3	3	=35
47	INA - Indonesia		1		1		1		1					2		2	2	=41
48	FIN - Finland		1	2	3			1	1					1	3	4	4	=30
49	CRO - Croatia		1	1	2									1	1	2	2	=41
49	SRB - Serbia		1	1	2									1	1	2	2	=41
51	KEN - Kenya		1		1									1		1	1	=49
51	MGL - Mongolia		1		1									1		1	1	=49
51	NGR - Nigeria						1		1					1		1	1	=49
51	NOR - Norway		1		1									1		1	1	=49
51	SRI - Sri Lanka		1		1									1		1	1	=49
51	TTO - Trinidad and Tobago		1		1									1		1	1	=49
57	IRQ - Iraq			2	2											2	2	=41
58	AUT - Austria							1	1							1	1	=49
58	IRL - Ireland							1	1							1	1	=49





## Placing Table

Classement

After 164 of 164 Events

Rank	NPC	1 <sup>st</sup>		2 <sup>nd</sup>		3 <sup>rd</sup>		4 <sup>th</sup>		5 <sup>th</sup>		6 <sup>th</sup>		7 <sup>th</sup>		8 <sup>th</sup>		Total Points
		Pl.	Pts	Pl.	Pts	Pl.	Pts	Pl.	Pts	Pl.	Pts	Pl.	Pts	Pl.	Pts	Pl.	Pts	
1	CHN - People's Republic of China	21	168	22	154	16	96	14	70	11	44	10	30	3	6	7	7	575
2	USA - United States of America	10	80	14	98	14	84	14	70	7	28	11	33	10	20	5	5	418
3	BRA - Brazil	10	80	11	77	15	90	10	50	11	44	9	26.5	5	10	7	7	384.5
4	GBR - Great Britain	6	48	8	56	4	23.5	7	35	7	28	9	27	2	4	4	4	225.5
5	UKR - Ukraine	8	64	6	42	5	30	3	15	2	8	5	15	3	6	3	3	183
6	IND - India	4	32	6	42	7	42	3	15	5	20	2	6	4	8	4	4	169
7	COL - Colombia	6	48	1	7	9	54	4	20	1	4	3	9	3	6	3	3	151
8	JPN - Japan			4	28	5	30	6	30	4	16	7	21	11	22	3	3	150
9	AUS - Australia	3	24	2	14	6	36	7	35	3	12	6	18	3	6	4	4	149
10	UZB - Uzbekistan	8	64	4	28	4	23.5			3	12	2	6	3	6	3	3	142.5
11	TUN - Tunisia	5	40	3	21	3	18	2	10	5	20	2	6	7	14	4	4	133
12	SUI - Switzerland	7	56	4	28	2	12	3	15	4	16			1	2			129
13	CAN - Canada	5	40	3	21	1	6	3	15	4	16	5	15	4	8	2	2	123
14	IRI - Islamic Republic of Iran	3	24	6	41.5	3	18	4	20	4	16	1	3					122.5
15	MAR - Morocco	3	24	6	42	4	24	1	5	3	12	1	3	3	6			116
16	FRA - France			3	21	2	12	5	25	7	28	4	12	5	10	3	3	111
17	ALG - Algeria	4	32			3	18	6	30	3	12	2	6	3	6	5	5	109
18	GER - Germany	1	8	3	21	4	24	3	15	2	8	6	18	5	10	5	5	109
19	MEX - Mexico	2	16	2	14	2	12	3	15	6	24	6	18	3	6	3	3	108
20	NED - Netherlands	5	40	4	28	3	18	2	10			2	6	2	4			106
21	POL - Poland	2	16	2	14	2	11.5	2	10	4	16	8	24	3	6	2	2	99.5
22	ESP - Spain	1	8	3	21	4	24	4	20	3	12			2	4	5	5	94
23	THA - Thailand	2	16	5	35	1	6	2	10	2	8	3	9	3	6	2	2	92
24	ITA - Italy	4	32	3	21	1	5.5	2	10					1	2	2	2	72.5
25	GRE - Greece	2	16	2	14	3	18	1	5	2	8	1	3	4	8			72
26	RSA - South Africa	2	16			2	12	1	5	5	20	2	6	4	8	3	3	70
27	ARG - Argentina	1	8	2	14	3	18	2	10			3	9	4	8	1	1	68
28	VEN - Venezuela	2	16	2	14			3	15	3	12	2	6	1	2			65
29	CUB - Cuba	5	40	1	7	1	6			1	4	1	2.5			2	2	61.5
30	NZL - New Zealand	1	8	3	21	2	12	2	10			3	9			1	1	61
31	TUR - Türkiye			2	14	1	6	4	20	3	12	1	3	1	2	2	2	59
32	BEL - Belgium	4	32	1	7	1	6			2	8	1	3			1	1	57
33	ECU - Ecuador	2	16			2	12	1	5	2	8	3	9	2	4	1	1	55
34	FIN - Finland			1	7	3	18	2	10	1	4	1	3	1	2			44
35	AZE - Azerbaijan	3	24	1	7					1	4	1	3					38
36	IRQ - Iraq					2	12	4	20	1	4					1	1	37
37	HUN - Hungary	1	8	2	14			1	5	1	4			1	2	2	2	35
38	MAS - Malaysia			2	14	1	6	2	10	1	4							34
39	CRO - Croatia			1	7	1	6	1	5	1	4	1	3	3	6			31
40	SRB - Serbia			1	6.5	1	6	1	5	1	4	1	3	2	4			28.5
41	POR - Portugal	1	8	1	7	1	6			1	4			1	2			27
42	KSA - Saudi Arabia	1	8					1	5	1	4	2	6	1	2	1	1	26
43	ETH - Ethiopia	2	16	1	7									1	2			25
44	LAT - Latvia	1	8	1	7			1	5	1	4					1	1	25
45	NAM - Namibia	1	8			1	6	2	10							1	1	25
46	DEN - Denmark			2	14	1	6							1	2			22
47	INA - Indonesia			2	14					1	4	1	3			1	1	22
48	NGR - Nigeria			1	7			1	5	1	4	1	3	1	2			21
49	CRC - Costa Rica	2	16											2	4			20
50	KEN - Kenya			1	7			1	5	1	4	1	3					19
51	BUL - Bulgaria	1	8					2	10									18
52	CZE - Czechia							1	5	1	4	2	6	1	2			17
53	MRI - Mauritius					1	6	1	5			1	3			2	2	16
54	UAE - United Arab Emirates							1	5	2	8			1	2	1	1	16
55	SRI - Sri Lanka			1	7					2	8							15
56	IRL - Ireland					1	6	1	5					1	2	2	2	15
57	KUW - Kuwait	1	8			1	6											14
58	KOR - Republic of Korea									2	8			2	4	1	1	13
59	KAZ - Kazakhstan					1	6			1	4			1	2			12



## Placing Table

### Classement

Rank	NPC	1 <sup>st</sup>		2 <sup>nd</sup>		3 <sup>rd</sup>		4 <sup>th</sup>		5 <sup>th</sup>		6 <sup>th</sup>		7 <sup>th</sup>		8 <sup>th</sup>		Total Points
		Pl.	Pts	Pl.	Pts	Pl.	Pts	Pl.	Pts	Pl.	Pts	Pl.	Pts	Pl.	Pts	Pl.	Pts	
60	LTU - Lithuania									1	4	2	6	1	2			12
61	AUT - Austria					1	6					1	3			1	1	10
62	GEO - Georgia	1	8													1	1	9
63	SVK - Slovakia							1	5			1	3			1	1	9
64	DOM - Dominican Republic									1	4	1	3	1	2			9
65	CIV - Côte d'Ivoire							1	5			1	3					8
66	MGL - Mongolia			1	7													7
66	NOR - Norway			1	7													7
66	TTO - Trinidad and Tobago			1	7													7
69	JOR - Jordan					1	6											6
69	LUX - Luxembourg					1	6											6
69	PAK - Pakistan					1	6											6
69	RPT - Refugee Paralympic Team					1	6											6
73	PHI - Philippines							1	5							1	1	6
74	BER - Bermuda									1	4			1	2			6
75	CHI - Chile							1	5									5
76	EGY - Egypt											1	3	1	2			5
76	QAT - Qatar											1	3	1	2			5
78	BOT - Botswana									1	4							4
78	SEN - Senegal									1	4							4
78	SYR - Syrian Arab Republic									1	4							4
81	CMR - Cameroon											1	3			1	1	4
81	UGA - Uganda											1	3			1	1	4
83	BRN - Bahrain											1	3					3
83	MNE - Montenegro											1	3					3
83	PER - Peru											1	3					3
83	TPE - Chinese Taipei											1	3					3
87	TLS - Democratic Republic of Timor-Leste													1	2	1	1	3
88	CYP - Cyprus													1	2			2
88	GUI - Guinea													1	2			2
88	MLI - Mali													1	2			2
88	OMA - Oman													1	2			2
88	SLO - Slovenia													1	2			2
93	ARM - Armenia															1	1	1
93	EST - Estonia															1	1	1
93	KIR - Kiribati															1	1	1
93	MAW - Malawi															1	1	1
93	MDA - Republic of Moldova															1	1	1
93	NCA - Nicaragua															1	1	1
93	ZIM - Zimbabwe															1	1	1

<b>Note:</b>									
<b>Order</b>	1	2	3	4	5	6	7	8	
<b>Points</b>	8	7	6	5	4	3	2	1	
<b>Legend:</b>									
Pl.	Place	Pts	Points						



## Multi-Medallists at these Games

Multimédaillé(e)s lors de ces jeux

As of SUN 8 SEP 2024 at 12:46

Rank	Name	NPC Code	Event	Medals	
				Type	Total
1	DEBRUNNER Catherine	SUI	Women's 100m - T53	SILVER	6
			Women's 400m - T53	GOLD	
			Women's 800m - T53	GOLD	
			Women's 1500m - T54	GOLD	
			Women's 5000m - T54	GOLD	
			Women's Marathon - T54	GOLD	
2	WEN Xiaoyan	CHN	Women's 100m - T37	GOLD	4
			Women's 200m - T37	GOLD	
			Women's Long Jump - T37	GOLD	
			4x100m Universal Relay	GOLD	
3	DURAND ELIAS Omara	CUB	Women's 100m - T12	GOLD	3
			Women's 200m - T12	GOLD	
			Women's 400m - T12	GOLD	
4	JIN Hua	CHN	Men's 800m - T54	GOLD	3
			Men's 1500m - T54	GOLD	
			Men's Marathon - T54	SILVER	
5	PALOMEQUE MORENO Karen Tatiana	COL	Women's 100m - T38	GOLD	3
			Women's 400m - T38	GOLD	
			Women's Long Jump - T38	BRONZE	
5	VDOVIN Andrei	NPA	Men's 100m - T37	BRONZE	3
			Men's 200m - T37	GOLD	
			Men's 400m - T37	GOLD	
7	ATHMANI Skander Djamil	ALG	Men's 100m - T13	GOLD	2
			Men's 400m - T13	GOLD	
7	BAYEKULA Lea	BEL	Women's 100m - T54	GOLD	2
			Women's 400m - T54	GOLD	
7	BLACKWELL Jaydin	USA	Men's 100m - T38	GOLD	2
			Men's 400m - T38	GOLD	
7	CARABIN Maxime	BEL	Men's 100m - T52	GOLD	2
			Men's 400m - T52	GOLD	
7	COCKROFT Hannah	GBR	Women's 100m - T34	GOLD	2
			Women's 800m - T34	GOLD	
7	FOURNIE Cody	CAN	Men's 100m - T51	GOLD	2
			Men's 200m - T51	GOLD	
7	FRECH Ezra	USA	Men's 100m - T63	GOLD	2
			Men's High Jump - T63	GOLD	
7	GEBER dos SANTOS Jerusa	BRA	Women's 100m - T11	GOLD	2
			Women's 200m - T11	GOLD	
7	GUILTY GUILTY Sherman Isidro	CRC	Men's 100m - T64	GOLD	2
			Men's 200m - T64	GOLD	
7	JONG Fleur	NED	Women's 100m - T64	GOLD	2
			Women's Long Jump - T64	GOLD	
7	RODRIGUEZ Kiara	ECU	Women's 100m - T47	GOLD	2
			Women's Long Jump - T47	GOLD	
7	SHI Yiting	CHN	Women's 100m - T36	GOLD	2
			Women's 200m - T36	GOLD	
7	TLILI Raoua	TUN	Women's Shot Put - F41	GOLD	2
			Women's Discus Throw - F41	GOLD	



### Multi-Medallists at these Games

Multimédaillé(e)s lors de ces jeux

As of SUN 8 SEP 2024 at 12:46

Rank	Name	NPC Code	Event	Medals	
				Type	Total
7	TSVIETOV Ihor	UKR	Men's 100m - T35 Men's 200m - T35	GOLD GOLD	2
7	TURNER James	AUS	Men's 100m - T36 Men's 400m - T36	GOLD GOLD	2
7	ZHOU Xia	CHN	Women's 100m - T35 Women's 200m - T35	GOLD GOLD	2
7	ZOU Lijuan	CHN	Women's Shot Put - F34 Women's Javelin Throw - F34	GOLD GOLD	2
24	KINGHORN Samantha	GBR	Women's 100m - T53 Women's 400m - T53 Women's 800m - T53 Women's 1500m - T54 4x100m Universal Relay	GOLD SILVER SILVER SILVER SILVER	5
25	HUG Marcel	SUI	Men's 800m - T54 Men's 1500m - T54 Men's 5000m - T54 Men's Marathon - T54	BRONZE SILVER SILVER GOLD	4
26	PAEYO Pongsakorn	THA	Men's 100m - T53 Men's 400m - T53 Men's 800m - T53	SILVER GOLD SILVER	3
27	DAI Yunqiang	CHN	Men's 400m - T54 Men's 800m - T54 Men's 1500m - T54	GOLD SILVER BRONZE	3
27	MALONE Noah	USA	Men's 100m - T12 Men's 400m - T12 4x100m Universal Relay	GOLD SILVER BRONZE	3
29	ALKEMADE Kimberly	NED	Women's 100m - T64 Women's 200m - T64	SILVER GOLD	2
29	CAIRONI Martina	ITA	Women's 100m - T63 Women's Long Jump - T63	GOLD SILVER	2
29	CHURKIN Aleksei	NPA	Men's Shot Put - F32 Men's Club Throw - F32	SILVER GOLD	2
29	EKLER Luca	HUN	Women's 400m - T38 Women's Long Jump - T38	SILVER GOLD	2
29	EL IDRISSE Fatima Ezzahra	MAR	Women's 1500m - T13 Women's Marathon - T12	SILVER GOLD	2
29	GOMES de MENDONCA Ricardo	BRA	Men's 100m - T37 Men's 200m - T37	GOLD SILVER	2
29	KOBZAR Nataliia	UKR	Women's 200m - T37 Women's 400m - T37	SILVER GOLD	2
29	KONSTANTINIDIS Athanasios	GRE	Men's Shot Put - F32 Men's Club Throw - F32	GOLD SILVER	2
29	KOSTIN Aleksandr	NPA	Men's 1500m - T13 Men's 5000m - T13	GOLD SILVER	2
29	LAKATOS Brent	CAN	Men's 400m - T53 Men's 800m - T53	SILVER GOLD	2
29	LEGNANTE Assunta	ITA	Women's Shot Put - F12 Women's Discus Throw - F11	GOLD SILVER	2



### Multi-Medallists at these Games

Multimédaillé(e)s lors de ces jeux

As of SUN 8 SEP 2024 at 12:46

Rank	Name	NPC Code	Event	Medals	
				Type	Total
29	LI Yingli	CHN	Women's Shot Put - F37 Women's Discus Throw - F38	GOLD SILVER	2
29	RATTANA Chaiwat	THA	Men's 100m - T34 Men's 800m - T34	GOLD SILVER	2
29	RODRIGUES GOMES Elizabeth	BRA	Women's Shot Put - F54 Women's Discus Throw - F53	SILVER GOLD	2
29	SCHAER Manuela	SUI	Women's 400m - T54 Women's 800m - T54	SILVER GOLD	2
29	SOARES da SILVA Rayane	BRA	Women's 100m - T13 Women's 400m - T13	SILVER GOLD	2
29	VALENCIA Mauricio	COL	Men's Shot Put - F34 Men's Javelin Throw - F34	GOLD SILVER	2
29	VALIYEVA Lamiya	AZE	Women's 100m - T13 Women's 400m - T13	GOLD SILVER	2
29	WANG Hao	CHN	Men's Long Jump - T47 4x100m Universal Relay	SILVER GOLD	2
29	YAO Juan	CHN	Women's Shot Put - F64 Women's Discus Throw - F64	GOLD SILVER	2
29	ZHOU Guohua	CHN	Women's Long Jump - T11 4x100m Universal Relay	SILVER GOLD	2
50	AGRIPINO dos SANTOS Julio Cesar	BRA	Men's 1500m - T11 Men's 5000m - T11	BRONZE GOLD	2
50	DI Dongdong	CHN	Men's 100m - T11 Men's Long Jump - T11	BRONZE GOLD	2
50	EL HADDAOUI Aymane	MAR	Men's 100m - T47 Men's 400m - T47	BRONZE GOLD	2
50	GRIMALDI Anna	NZL	Women's 100m - T47 Women's 200m - T47	BRONZE GOLD	2
50	ISHITILE Lahja	NAM	Women's 200m - T11 Women's 400m - T11	BRONZE GOLD	2
50	JACQUES Yeltsin	BRA	Men's 1500m - T11 Men's 5000m - T11	GOLD BRONZE	2
50	KURBANOVA Nurkhon	UZB	Women's Shot Put - F54 Women's Javelin Throw - F54	BRONZE GOLD	2
50	LEMOS RIVAS Jose Gregorio	COL	Men's Long Jump - T38 Men's Javelin Throw - F38	BRONZE GOLD	2
50	MHLONGO Mpumelelo	RSA	Men's 100m - T44 Men's 200m - T64	GOLD BRONZE	2
50	OBANDO ASPRILLA Jhon Sebastian	COL	Men's 400m - T20 Men's Long Jump - T20	GOLD BRONZE	2
50	ROMANCHUK Daniel	USA	Men's 400m - T54 Men's 5000m - T54	BRONZE GOLD	2
50	SAIFI Nassima	ALG	Women's Shot Put - F57 Women's Discus Throw - F57	BRONZE GOLD	2
50	SMEENK Austin	CAN	Men's 100m - T34 Men's 800m - T34	BRONZE GOLD	2



### Multi-Medallists at these Games

Multimédaillé(e)s lors de ces jeux

As of SUN 8 SEP 2024 at 12:46

Rank	Name	NPC Code	Event	Medals	
				Type	Total
50	TISSAOUI Amen Allah	TUN	Men's 400m - T37 Men's 1500m - T38	BRONZE GOLD	2
50	WOODHALL Hunter	USA	Men's 400m - T62 4x100m Universal Relay	GOLD BRONZE	2
50	YANG Yue	CHN	Women's Shot Put - F64 Women's Discus Throw - F64	BRONZE GOLD	2
50	YULDASHEV Tolibboy	UZB	Men's Shot Put - F37 Men's Discus Throw - F37	BRONZE GOLD	2
50	ZHAO Yuping	CHN	Women's Shot Put - F12 Women's Javelin Throw - F13	BRONZE GOLD	2
68	van GANSEWINKEL Marlene	NED	Women's 100m - T64 Women's 200m - T64 Women's Long Jump - T64	BRONZE SILVER SILVER	3
69	ADENEGAN Kare	GBR	Women's 100m - T34 Women's 800m - T34	SILVER SILVER	2
69	ADOLPHE Timothee	FRA	Men's 100m - T11 Men's 400m - T11	SILVER SILVER	2
69	AITCHISON Danielle	NZL	Women's 100m - T36 Women's 200m - T36	SILVER SILVER	2
69	GUO Qianqian	CHN	Women's 100m - T35 Women's 200m - T35	SILVER SILVER	2
69	LIU Cuiqing	CHN	Women's 100m - T11 Women's 200m - T11	SILVER SILVER	2
69	LOCCIDENT Derek	USA	Men's High Jump - T64 Men's Long Jump - T64	SILVER SILVER	2
69	MASON Brittni	USA	Women's 100m - T47 Women's 200m - T47	SILVER SILVER	2
69	MEDRANO Ryan	USA	Men's 100m - T38 Men's 400m - T38	SILVER SILVER	2
69	PAENG-NUEA Athiwat	THA	Men's 100m - T54 Men's 400m - T54	SILVER SILVER	2
69	WAGNER Daniel	DEN	Men's 100m - T63 Men's Long Jump - T63	SILVER SILVER	2
69	XU Mian	CHN	Women's Shot Put - F57 Women's Discus Throw - F57	SILVER SILVER	2
80	SCARONI Susannah	USA	Women's 800m - T54 Women's 1500m - T54 Women's 5000m - T54 Women's Marathon - T54	BRONZE BRONZE SILVER BRONZE	4
81	BOTURCHUK Oksana	UKR	Women's 100m - T12 Women's 400m - T12	SILVER BRONZE	2
81	CHAVEZ Alexis Sebastian	ARG	Men's 100m - T36 Men's 400m - T36	SILVER BRONZE	2
81	GENYN Peter	BEL	Men's 100m - T51 Men's 200m - T51	SILVER BRONZE	2
81	HE Shanshan	CHN	Women's 400m - T11 Women's 1500m - T11	BRONZE SILVER	2





### Multi-Medallists at these Games

Multimédaillé(e)s lors de ces jeux

As of SUN 8 SEP 2024 at 12:46

Rank	Name	NPC Code	Event	Medals	
				Type	Total
81	JEBABLI Rouay	TUN	Men's 400m - T12 Men's 1500m - T13	BRONZE SILVER	2
81	JIANG Fenfen	CHN	Women's 200m - T37 Women's 400m - T37	BRONZE SILVER	2
81	KALASHIAN Artem	NPA	Men's 100m - T35 Men's 200m - T35	SILVER BRONZE	2
81	McFADDEN Tatyana	USA	Women's 100m - T54 4x100m Universal Relay	SILVER BRONZE	2
81	PIISPANEN Toni	FIN	Men's 100m - T51 Men's 200m - T51	BRONZE SILVER	2
81	ROBERTS Jaleen	USA	Women's 100m - T37 Women's Long Jump - T37	BRONZE SILVER	2
81	SAFRONOV Dmitrii	NPA	Men's 100m - T35 Men's 200m - T35	BRONZE SILVER	2
81	SATO Tomoki	JPN	Men's 100m - T52 Men's 400m - T52	BRONZE SILVER	2
81	SHAW Zachary	GBR	Men's 100m - T12 4x100m Universal Relay	BRONZE SILVER	2
81	SWANSON Taylor	USA	Women's 100m - T37 4x100m Universal Relay	SILVER BRONZE	2
81	ZHOU Zhaoqian	CHN	Women's 400m - T54 Women's 800m - T54	BRONZE SILVER	2
81	de ROZARIO Madison	AUS	Women's 5000m - T54 Women's Marathon - T54	BRONZE SILVER	2
97	CAMPAS SANCHEZ Juan Alejandro	COL	Men's 100m - T38 Men's 400m - T38	BRONZE BRONZE	2
97	KULIATIN Anton	NPA	Men's 1500m - T13 Men's 5000m - T13	BRONZE BRONZE	2
97	PAL Preethi	IND	Women's 100m - T35 Women's 200m - T35	BRONZE BRONZE	2
97	SIEMANN Brian	USA	Men's 400m - T53 Men's 800m - T53	BRONZE BRONZE	2
97	ZHOU Hongzhuan	CHN	Women's 400m - T53 Women's 800m - T53	BRONZE BRONZE	2
97	del AMO CANO Alvaro	ESP	Men's Shot Put - F11 Men's Discus Throw - F11	BRONZE BRONZE	2



**Entry List by NPC**  
Liste d'inscriptions par CNP  
As of THU 29 AUG 2024

**Men**

NPC	Athlete Bib	Name	Date of Birth	Sport Class	Event	Personal Best	Season Best	Qualifying Best
<b>ALG Algeria</b>								
	1000	ATHMANI Skander Djamil	21 JUN 1992	T13	Men's 100m - T13	10.44	10.44	10.44
					Men's 400m - T13	46.44	46.44	46.44
	1001	BAHLAZ Lahouari	12 MAR 1979	F32	Men's Shot Put - F32	11.08		10.65
	1002	BAKA Abdellatif	7 MAY 1994	T13	Men's 400m - T13	48.68	51.77	51.77
					Men's 1500m - T13	3:48.29	3:51.78	3:51.78
	1003	BERRAHAL Mohamed	24 MAY 1979	T51	Men's 100m - T51	19.95	19.95	19.95
					Men's 200m - T51	39.42	39.42	39.42
					Men's Discus Throw - F52	13.17	12.31	12.80
	1004	DIDANE Mokhtar	4 DEC 1989	T36	Men's 100m - T36	11.99	12.14	11.99
	1005	FERHAH Walid	4 MAY 1992	F32	Men's Shot Put - F32	12.11	10.19	11.73
					Men's Club Throw - F32	40.95	39.23	40.95
	1006	HAMDI Sofiane	22 AUG 1989	T37	Men's 200m - T37	23.45	24.10	24.08
					Men's 400m - T37	52.54	53.96	53.96
	1007	KARDJENA Kamel	26 MAY 1981	F33	Men's Shot Put - F33	12.24	11.00	11.00
	1008	KRAI Abdelkrim	27 FEB 1997	T38	Men's 1500m - T38	4:00.94	4:00.94	4:00.94
	1009	MEHIDEB Ahmed	18 JAN 1995	F32	Men's Shot Put - F32	9.56	9.00	9.00
					Men's Club Throw - F32	41.64	41.64	41.64
	1010	MISSOUNI Abdelhak	7 FEB 1992	F32	Men's Club Throw - F32	37.70	37.70	37.70
	1011	NOUIOUA Samir	10 JUL 1985	T46	Men's 1500m - T46	3:51.80	3:54.02	3:54.02
	1012	THELAIDJIA Fakhr Eddine	31 OCT 1999	T36	Men's 100m - T36	12.65	12.65	12.65
					Men's 400m - T36	53.91	53.91	53.91

**Total Athletes: 13**

**ANG Angola**

	1018	BEMBUA Sabino Tchipessi	12 DEC 1999	T47	Men's 400m - T47	55.26	55.26	
--	------	-------------------------	-------------	-----	------------------	-------	-------	--

**Total Athletes: 1**

**ARG Argentina**

	1019	BARRETO Hernan	14 APR 1991	T35	Men's 100m - T35	12.10	12.62	12.10
					Men's 200m - T35	25.37	26.11	25.37
	1020	CHAVEZ Alexis Sebastian	18 JUL 2002	T36	Men's 100m - T36	11.83	12.21	11.83
					Men's 400m - T36	54.57		54.57
	1021	GIMENEZ REINOSO Pablo Damian	7 SEP 1983	F57	Men's Shot Put - F57	14.20	13.95	13.95
					Men's Javelin Throw - F57	38.78	36.08	37.14
	1022	IMPELLIZZERI Brian Lionel	30 JUL 1998	T37	Men's Long Jump - T37	6.67	6.56	6.67
	1023	MARKIEVICHE Sergio	15 FEB 2003	T36	Men's Long Jump - T36	5.53	5.53	5.53
	1024	URRA Hernan Emanuel	31 OCT 1996	F35	Men's Shot Put - F35	15.90	15.37	15.77
	1025	VAZQUEZ Fernando	20 DEC 1999	T12	Men's 100m - T12	11.25		11.40
					Men's Long Jump - T12	7.14	7.14	7.14
	1026	VILLA Maximiliano	13 FEB 2007	T35	Men's 100m - T35	12.19	12.51	12.19
					Men's 200m - T35	24.66	24.97	24.66

**Total Athletes: 8**



**Entry List by NPC**  
Liste d'inscriptions par CNP  
As of THU 29 AUG 2024

**Men**

NPC	Athlete Bib	Name	Date of Birth	Sport Class	Event	Personal Best	Season Best	Qualifying Best
<b>ARM Armenia</b>								
	1027	KARAPETYAN Smbat	11 APR 1993	T54	Men's 100m - T54	16.36	16.53	
	1030	STEPANYAN Sargis	21 FEB 1983	F55	Men's Shot Put - F55	11.23	11.23	11.23
<b>Total Athletes: 2</b>								
<b>AUS Australia</b>								
	1031	ANDERSON Corey	25 MAY 2000	F38	Men's Javelin Throw - F38	58.18	49.73	49.79
	1032	BAILEY Luke	17 SEP 1997	T54	Men's 100m - T54	14.06	14.08	14.06
					Men's 400m - T54	48.14	49.06	48.14
					Men's 800m - T54	1:36.49	1:38.36	1:36.49
	1033	BURIAN Michal	27 JUN 1992	F44	Men's Javelin Throw - F64	66.29		65.21
	1034	CLIFFORD Jaryd	5 JUL 1999	T12	Men's 1500m - T13	3:41.34	3:50.33	3:42.81
					Men's 5000m - T13	14:04.88	15:15.41	14:08.08
	1035	HAMILTON Jackson	21 MAY 2003	F13	Men's Javelin Throw - F13	64.68	64.68	64.68
	1036	HENLY Guy	14 MAY 1987	F37	Men's Discus Throw - F37	53.99	49.92	52.45
	1037	HINCKSMAN Angus	31 JUL 2005	T38	Men's 1500m - T38	3:57.30	3:57.30	3:57.30
	1038	HUM Nicholas	29 JAN 1993	T20	Men's Long Jump - T20	7.39	6.91	7.05
	1039	LANGDON Reece	22 FEB 1996	T38	Men's 1500m - T38	3:52.80	3:55.58	3:54.11
	1040	McCRACKEN Rheed	20 JAN 1997	T34	Men's 100m - T34	14.79	15.73	15.57
					Men's 800m - T34	1:38.78	1:38.78	1:38.78
	1041	McINTOSH Sam	13 JUL 1990	T52	Men's 100m - T52	17.07	17.11	17.11
					Men's 400m - T52	1:06.39	1:08.13	1:06.80
	1042	PERRIS Chad	15 JUN 1992	T13	Men's 100m - T13	10.65	10.69	10.65
	1043	RIZZO Samuel	3 AUG 2000	T54	Men's 800m - T54	1:33.06	1:33.09	1:33.06
					Men's 1500m - T54	2:50.84	2:50.84	2:50.84
					Men's 5000m - T54	9:53.70	9:53.70	9:53.70
	1044	ROEGER Michael	14 MAY 1988	T46	Men's 1500m - T46	3:45.63	3:50.25	3:50.25
	1045	TURNER James	22 MAY 1996	T36	Men's 100m - T36	11.72	12.06	11.80
					Men's 400m - T36	51.71	52.74	52.26
<b>Total Athletes: 15</b>								
<b>AUT Austria</b>								
	1051	MARINKOVIC Bil	16 AUG 1973	F11	Men's Discus Throw - F11	40.96	37.82	37.82
	1052	SCHOBBER Georg	31 DEC 1989	F63	Men's Shot Put - F63	13.20	13.20	13.20
<b>Total Athletes: 2</b>								
<b>AZE Azerbaijan</b>								
	1053	ASLANOV Orkhan	24 MAR 1995	T13	Men's Long Jump - T13	7.36	7.18	7.18
	1054	MUSAYEV Olokhan	30 MAY 1979	F55	Men's Shot Put - F55	12.99	10.92	11.74
	1055	NAJAFZADE Said	14 JAN 1999	T12	Men's Long Jump - T12	7.30	7.30	7.30
	1056	RAFIYEV Rufat	29 DEC 1989	F36	Men's Shot Put - F36	14.12	13.19	14.12
<b>Total Athletes: 4</b>								



**Entry List by NPC**  
Liste d'inscriptions par CNP  
As of THU 29 AUG 2024

**Men**

NPC	Athlete Bib	Name	Date of Birth	Sport Class	Event	Personal Best	Season Best	Qualifying Best
<b>BDI Burundi</b>								
	1057	NIKOBIMEZE Remy	12 OCT 1989	T46	Men's 1500m - T46	4:04.72		
<b>Total Athletes: 1</b>								
<b>BEL Belgium</b>								
	1058	CARABIN Maxime	18 SEP 2000	T52	Men's 100m - T52	16.13	16.13	16.13
					Men's 400m - T52	52.00	52.00	52.00
	1059	CLOBERT Martin	22 FEB 1993	T12	Men's Marathon - T12	2:33:46		2:33:46
	1060	GENYN Peter	24 DEC 1976	T51	Men's 100m - T51	19.56	20.24	19.61
					Men's 200m - T51	36.40	37.68	36.40
	1061	HABSCH Roger	5 JAN 1979	T51	Men's 100m - T51	19.13	19.13	19.13
					Men's 200m - T51	35.74	35.74	35.74
<b>Total Athletes: 4</b>								
<b>BEN Benin</b>								
	1062	ATCHIBA Fayssal	1 JAN 1992	T46	Men's 100m - T47	11.35	11.43	11.35
<b>Total Athletes: 1</b>								
<b>BOT Botswana</b>								
	1067	MASUGE Edwin	4 MAR 2000	T13	Men's 400m - T13	49.93	49.93	49.93
<b>Total Athletes: 1</b>								
<b>BRA Brazil</b>								
		Brazil			4x100m Universal Relay		48.25	
	1070	AGRIPINO dos SANTOS Julio Cesar	17 JAN 1991	T11	Men's 1500m - T11	4:02.23	4:02.23	4:02.23
		Guide BATISTA dos SANTOS Micael	11 APR 1998					
	1070	AGRIPINO dos SANTOS Julio Cesar			Men's 5000m - T11	14:57.70	14:57.70	14:57.70
		Guide BATISTA dos SANTOS Micael	11 APR 1998					
		Guide de AVILA ALMEIDA Edelson	9 MAY 1996					
	1071	ALMEIDA RAMOS Aser Mateus	23 JUN 1991	T36	Men's 100m - T36	11.99	12.46	12.18
					Men's Long Jump - T36	6.00	5.78	5.86
	1072	ANDRADE dos REIS Paulo Henrique	3 JUL 1998	T13	Men's Long Jump - T13	7.14	6.92	7.14
	1073	BATISTA dos SANTOS Claudiney	13 NOV 1978	F56	Men's Discus Throw - F56	47.37	46.81	47.37
	1074	BORDIGNON Fabio	20 JUN 1992	T35	Men's 100m - T35	12.29	12.31	12.29
					Men's 200m - T35	25.40		25.40
	1075	CAETANO NASCIMENTO Henrique	11 JAN 1999	T35	Men's 100m - T35	11.91	11.91	11.91
					Men's 200m - T35	24.52	24.52	24.52
	1076	CAVALCANTE PINHEIRO Edson	3 JUN 1979	T37	Men's 100m - T37	11.08	11.26	11.26
	1077	CEZAR NETO Paulo	22 JUL 1997	T20	Men's Long Jump - T20	7.17	7.17	7.17
	1078	da SILVA Alessandro Rodrigo	28 AUG 1984	F11	Men's Shot Put - F11	14.16		13.73
					Men's Discus Throw - F11	46.24	42.43	45.30
	1079	da SILVA CHAVES Bartolomeu	20 MAR 2001	T37	Men's 200m - T37	23.61	23.61	23.61



## Entry List by NPC

Liste d'inscriptions par CNP  
As of THU 29 AUG 2024

### Men

NPC	Athlete Bib	Name	Date of Birth	Sport Class	Event	Personal Best	Season Best	Qualifying Best
	1079	da SILVA CHAVES Bartolomeu			Men's 400m - T37	50.74	50.74	50.74
	1080	de LIMA Matheus	19 NOV 2003	T44	Men's 100m - T44	11.16	11.31	11.16
					Men's 200m - T64	22.41	22.41	22.41
	1081	de MORAES Thomaz Ruan	7 AUG 2001	T47	Men's 400m - T47	47.87	48.62	48.62
	1082	de OLIVEIRA Marcos Vinicius	6 JUL 1995	T12	Men's 100m - T12	11.26	11.50	11.43
					Men's 400m - T12	49.92	49.92	49.92
	1083	de SOUSA LIMA Lucas	19 OCT 1995	T46	Men's 400m - T47	48.80	48.80	48.80
	1084	de SOUZA GOMES Felipe	26 APR 1986	T11	Men's 100m - T11	11.08	11.38	11.30
Guide		de LIMA SILVA Jonas Alexandre	19 FEB 1987					
	1084	de SOUZA GOMES Felipe			Men's 400m - T11	50.38	52.28	51.00
Guide		de LIMA SILVA Jonas Alexandre	19 FEB 1987					
	1085	dos SANTOS PEREIRA Eduardo	18 JUN 1981	F34	Men's Shot Put - F34	11.83	11.83	11.83
					Men's Javelin Throw - F34	26.11	26.11	26.11
	1086	EVANGELISTA CARDOSO Mateus	15 FEB 1994	T37	Men's Long Jump - T37	6.53	6.16	6.20
	1087	FERNANDES da SILVA Ariosvaldo	23 DEC 1976	T53	Men's 100m - T53	14.34	14.64	14.34
					Men's 400m - T53	50.32	51.92	50.34
	1088	FERREIRA dos SANTOS Petrucio	18 NOV 1996	T47	Men's 100m - T47	10.29	10.72	10.37
					Men's 400m - T47	47.87	48.87	48.87
	1089	FORTES Wallison Andre	26 JUL 1996	T64	Men's 100m - T64	11.47	11.47	11.47
					Men's 200m - T64	22.73	22.78	22.73
	1090	GOMES de MENDONCA Ricardo	31 JAN 1990	T37	Men's 100m - T37	11.05	11.09	11.09
					Men's 200m - T37	22.51	23.22	22.51
	1091	GONCALVES RODRIGUES Vinicius	28 NOV 1994	T63	Men's 100m - T63	11.95	12.41	12.16
	1092	JACQUES Yeltsin	21 SEP 1991	T11	Men's 1500m - T11	3:57.60	4:05.22	4:03.83
Guide		dos ANJOS SANTOS Guilherme Ademils.	14 MAR 1992					
	1092	JACQUES Yeltsin			Men's 5000m - T11	14:53.97	14:53.97	14:53.97
Guide		dos ANJOS SANTOS Guilherme Ademils.	14 MAR 1992					
Guide		BARRETO LIMA Antonio Henrique	26 SEP 1999					
	1093	JUNIOR Washington	20 DEC 1996	T47	Men's 100m - T47	10.58	10.76	10.70
	1094	LINS NOBRE Cicero Valdiran	23 JUN 1992	F57	Men's Javelin Throw - F57	50.18	50.18	50.18
	1095	LUIZ da COSTA Christian Gabriel	10 MAY 2002	T37	Men's 100m - T37	11.29	11.77	11.38
					Men's 200m - T37	22.85	23.43	23.02
	1096	MARINHO de OLIVEIRA Joeferson	7 JAN 1999	T12	Men's 100m - T12	10.67	10.67	10.67
	1097	MENDES da SILVA Daniel	15 JUN 1979	T11	Men's 100m - T11	11.39		11.52
Guide		de SOUZA SILVA Wendel	30 NOV 1991					
	1097	MENDES da SILVA Daniel			Men's 400m - T11	49.82	52.24	52.05
Guide		de SOUZA SILVA Wendel	30 NOV 1991					
	1098	OLIVEIRA BECKER FONTELES Alan	21 AUG 1992	T62	Men's 100m - T64	10.57	11.13	11.13
					Men's 400m - T62	48.54	48.54	48.54
	1099	OLIVEIRA CONCEICAO Samuel	20 OCT 1999	T20	Men's 400m - T20	46.48	46.91	46.48
	1100	PARREIRA da SILVA Rodrigo	9 SEP 1994	T36	Men's Long Jump - T36	5.94	5.94	5.94
	1101	PAULINO dos SANTOS Thiago	29 DEC 1985	F57	Men's Shot Put - F57	15.27	15.27	15.27
	1102	ROBERTO FLORIANI Edenilson	26 MAY 1990	F42	Men's Shot Put - F63	14.59	14.33	14.59
					Men's Javelin Throw - F64	60.79	57.46	60.79
	1103	ROCHA Andre	15 APR 1977	F52	Men's Discus Throw - F52	24.92	21.75	21.75



## Entry List by NPC

Liste d'inscriptions par CNP  
As of THU 29 AUG 2024

### Men

NPC	Athlete Bib	Name	Date of Birth	Sport Class	Event	Personal Best	Season Best	Qualifying Best
	1104	SANTOS Wallace	22 JUL 1984	F55	Men's Shot Put - F55	12.63	12.03	12.03
	1105	SOUSA PEREIRA Lucas	23 JAN 1999	T46	Men's 100m - T47	10.77	10.77	10.77
	1106	SOUZA de OLIVEIRA Emanoel Victor	8 DEC 1991	F37	Men's Shot Put - F37	14.64	14.64	14.64
	1107	TAVARES MARTINS Daniel	12 MAR 1996	T20	Men's 400m - T20	46.86	48.59	47.30
	1108	TEODORO Kesley	24 JAN 1993	T12	Men's 100m - T12	10.77	10.95	10.77
<b>Total Athletes: 39</b>								
<b>BRN</b>	<b>Bahrain</b>							
	1114	MOHAMED Husain	16 JUN 1995	T11	Men's 400m - T11	53.09	53.09	53.09
	Guide	DJIMEL Abdallah	1 JAN 2003					
<b>Total Athletes: 1</b>								
<b>BUL</b>	<b>Bulgaria</b>							
	1115	RUZHDI Ruzhdi	14 APR 1991	F55	Men's Shot Put - F55	12.68	12.04	12.68
	1116	STOYANOV Hristiyan	20 AUG 1998	T46	Men's 1500m - T46	3:49.54	3:49.54	3:49.54
<b>Total Athletes: 2</b>								
<b>CAM</b>	<b>Cambodia</b>							
	1117	VAN Vun	7 FEB 1986	T54	Men's 100m - T54	14.21		
<b>Total Athletes: 1</b>								
<b>CAN</b>	<b>Canada</b>							
		Canada			4x100m Universal Relay		48.15	
	1118	BOUCHARD Anthony	4 NOV 1992	T52	Men's 100m - T52	17.25	17.25	17.25
					Men's 400m - T52	1:01.66	1:01.66	1:01.66
	1119	FOURNIE Cody	20 AUG 1989	T51	Men's 100m - T51	20.11	20.11	20.11
					Men's 200m - T51	39.71	39.71	39.71
	1120	GINGRAS Zachary	30 JUL 2001	T38	Men's 400m - T38	50.23	51.56	50.23
	1121	LAKATOS Brent	1 JUN 1980	T53	Men's 400m - T53	46.22		46.22
					Men's 800m - T53	1:31.69		1:33.03
					Men's 1500m - T54	2:44.87	2:59.95	2:44.87
					Men's 5000m - T54	9:43.35		9:58.73
	1122	OUELLET Guillaume	3 OCT 1986	T13	Men's 5000m - T13	14:23.24	14:45.60	14:45.60
	1123	RIECH Nate	5 FEB 1995	T38	Men's 1500m - T38	3:47.89	3:55.44	3:51.42
	1124	SMEENK Austin	24 FEB 1997	T34	Men's 100m - T34	14.93	14.93	14.93
					Men's 800m - T34	1:35.59	1:35.59	1:35.59
	1125	STEWART Greg	13 JUL 1986	F46	Men's Shot Put - F46	16.75	16.14	16.14
	1126	VUCSICS Noah	25 JUN 2000	T20	Men's Long Jump - T20	7.35	7.31	7.35
	1127	ZESSEU Jesse	27 JUN 1999	F37	Men's Discus Throw - F37	54.81	54.81	54.81
<b>Total Athletes: 10</b>								



**Entry List by NPC**  
Liste d'inscriptions par CNP  
As of THU 29 AUG 2024

**Men**

NPC	Athlete Bib	Name	Date of Birth	Sport Class	Event	Personal Best	Season Best	Qualifying Best
<b>CGO Congo</b>								
	1133	MOUAMBAKO Emmanuel Grace	21 SEP 1988	T11	Men's 100m - T11	12.04	12.04	
	Guide	LOUSSANGA Sharon Victor	7 NOV 2003					
<b>Total Athletes: 1</b>								
<b>CHI Chile</b>								
	1134	ORREGO CAMPOS Mauricio Esteban	13 APR 2000	T46	Men's 1500m - T46	4:02.83	4:03.49	4:03.49
<b>Total Athletes: 1</b>								
<b>CHN People's Republic of China</b>								
		People's Republic of China			4x100m Universal Relay		45.54	
	1135	AN Dongquan	18 FEB 1987	F38	Men's Javelin Throw - F38	52.52	51.21	52.52
	1136	CAI Bingchen	5 FEB 2001	F33	Men's Shot Put - F33	12.03	11.91	12.03
	1137	CHEN Hongjie	14 FEB 1990	T46	Men's High Jump - T47	2.01	1.83	1.96
	1138	CHEN Shichang	17 AUG 2000	T11	Men's Long Jump - T11	6.62	6.62	6.62
	1139	DAI Yunqiang	20 JUL 1990	T54	Men's 400m - T54	45.71	45.78	45.71
					Men's 800m - T54	1:30.81	1:33.72	1:30.81
					Men's 1500m - T54	2:54.35	2:56.41	2:54.35
	1140	DENG Peicheng	30 MAY 1996	T36	Men's 100m - T36	11.80	11.95	11.80
					Men's Long Jump - T36	5.54	5.54	5.54
	1141	di Dongdong	29 DEC 1993	T11	Men's 100m - T11	11.03	11.28	11.07
	Guide	LIAN Jiageng	28 JAN 2000					
	1141	di Dongdong			Men's 400m - T11	51.56		52.28
	Guide	LIAN Jiageng	28 JAN 2000					
					Men's Long Jump - T11	6.65	6.50	6.65
	1142	FU Xinhan	27 NOV 1984	F35	Men's Shot Put - F35	16.53	15.55	15.96
	1143	GONG Wenhao	11 MAR 1999	T34	Men's 100m - T34	15.28	15.42	15.28
					Men's 800m - T34	1:39.22	1:42.30	1:39.22
	1144	HU Yang	1 MAY 1997	T54	Men's 100m - T54	13.84	13.95	13.84
					Men's 400m - T54	44.45	44.98	44.45
					Men's 800m - T54	1:29.72	1:34.97	1:29.72
	1145	HUANG Jun	6 JAN 2002	F41	Men's Shot Put - F41	11.42	11.42	11.42
	1146	JIN Hua	20 OCT 1999	T54	Men's 800m - T54	1:32.60		1:32.60
					Men's 1500m - T54	2:48.52	2:48.52	2:48.52
					Men's Marathon - T54	1:23:49		1:23:49
	1147	LIN Wenbang	10 MAY 1990	F34	Men's Shot Put - F34	10.82	10.82	10.82
					Men's Javelin Throw - F34	33.82	33.82	33.82
	1148	LIU Li	6 AUG 1986	F33	Men's Shot Put - F33	11.68	11.68	11.68
	1149	LUO Xingchuan	17 DEC 2002	T54	Men's 1500m - T54	2:58.83	2:58.83	2:58.83
					Men's 5000m - T54	10:09.35	10:57.98	10:09.35
					Men's Marathon - T54	1:23:49		1:23:49
	1150	MA Zhuo	14 DEC 1999	T54	Men's 5000m - T54	9:29.54		9:29.54
					Men's Marathon - T54	1:25:10		1:25:10



**Entry List by NPC**  
Liste d'inscriptions par CNP  
As of THU 29 AUG 2024

**Men**

NPC	Athlete Bib	Name	Date of Birth	Sport Class	Event	Personal Best	Season Best	Qualifying Best
	1151	SUN Pengxiang	16 JAN 1991	F41	Men's Shot Put - F41	10.93	10.68	10.93
					Men's Javelin Throw - F41	48.94	48.94	48.94
	1152	WANG Hao	1 JUN 1995	T46	Men's 100m - T47	10.74	10.88	10.88
					Men's Long Jump - T47	7.53	7.25	7.25
	1153	WANG Wei	14 JUL 1990	F40	Men's Shot Put - F40	10.10	9.73	10.10
	1154	WANG Yang	22 MAY 2003	T34	Men's 100m - T34	15.44	15.88	15.44
					Men's 800m - T34	1:36.26	1:36.26	1:36.26
	1155	XIA Zhiwei	1 APR 1990	F41	Men's Shot Put - F41	12.33	11.21	11.36
	1156	YANG Yifei	11 OCT 1991	T36	Men's 100m - T36	11.79	12.24	11.84
					Men's Long Jump - T36	5.69	5.42	5.69
	1157	YE Tao	14 FEB 1998	T11	Men's 100m - T11	11.36	11.36	11.36
Guide		TIAN Haoyu	10 SEP 2004					
					Men's Long Jump - T11	6.48	6.48	6.48
	1158	ZHANG Ying	15 DEC 1999	T54	Men's 100m - T54	13.95	14.48	14.06
					Men's 400m - T54	46.28	46.28	46.28
	1159	ZHANG Zhongqiang	3 JAN 1998	F34	Men's Javelin Throw - F34	36.96	33.12	36.96
	1160	ZHAO Yalong	18 FEB 1997	T47	Men's High Jump - T47	1.94	1.93	1.94
	1161	ZHONG Huanghao	14 SEP 1998	T38	Men's Long Jump - T38	6.80	6.66	6.70
	1162	ZHOU Peng	30 MAY 1999	T38	Men's 100m - T38	11.07	11.07	11.07
					Men's Long Jump - T38	6.56	6.42	6.56

**Total Athletes: 28**

**CIV Côte d'Ivoire**

	1168	YE Kah Michel	14 MAR 1984	F41	Men's Shot Put - F41	10.27	10.27	10.27
					Men's Javelin Throw - F41	36.63	36.63	36.63

**Total Athletes: 1**

**CMR Cameroon**

	1169	BATIFI LOUMOU Yves Noe	28 DEC 2002	T42	Men's High Jump - T63	1.76	1.76	1.76
--	------	------------------------	-------------	-----	-----------------------	------	------	------

**Total Athletes: 1**

**COD Democratic Republic of the Congo**

	1170	MAYOMBO MUKENDI Paulin	9 MAR 1986	F57	Men's Shot Put - F57	10.08	10.08	
--	------	------------------------	------------	-----	----------------------	-------	-------	--

**Total Athletes: 1**

**COL Colombia**

	1171	ACOSTA MANJARRES Yamil David	17 OCT 1997	T12	Men's 400m - T12	48.73	51.04	48.73
	1172	BERMUDEZ VILLAR Buinder Brainer	29 JUN 1996	T13	Men's 400m - T13	48.42	49.00	49.00
	1173	CAMPAS SANCHEZ Juan Alejandro	4 MAR 1993	T38	Men's 100m - T38	11.11	11.11	11.11
					Men's 400m - T38	51.29	51.29	51.29
	1174	LARA RODALLEGA Luis Fernando	18 JAN 2000	T46	Men's 100m - T47	11.32	11.32	11.32
					Men's 400m - T47	49.22	49.22	49.22
	1175	LEMONS RIVAS Jose Gregorio	4 JUN 1991	T38	Men's Long Jump - T38	6.78	6.27	6.57





**Entry List by NPC**  
Liste d'inscriptions par CNP  
As of THU 29 AUG 2024

**Men**

NPC	Athlete Bib	Name	Date of Birth	Sport Class	Event	Personal Best	Season Best	Qualifying Best
	1175	LEMOS RIVAS Jose Gregorio			Men's Javelin Throw - F38	61.76	56.75	61.76
	1176	LUCUMI VILLEGAS Luis Fernando	2 FEB 1998	F38	Men's Javelin Throw - F38	54.95	52.76	53.53
	1177	MALAMBO RACHEZ Andres	16 MAR 2004	T37	Men's 100m - T37	11.57	11.99	11.57
					Men's 200m - T37	23.65		23.65
	1178	MENESES MEDINA Diego Fernando	7 JUL 1998	F34	Men's Shot Put - F34	10.83	10.83	10.83
					Men's Javelin Throw - F34	37.84	36.54	37.84
	1179	MOSQUERA NEIRA Andres Felipe	13 MAY 1985	F44	Men's Discus Throw - F64	58.45	58.45	58.45
	1180	OBANDO ASPRILLA Jhon Sebastian	25 MAR 2001	T20	Men's 400m - T20	46.79	47.84	46.79
					Men's Long Jump - T20	7.22	6.84	7.22
	1181	SANCLEMENTE Francisco	21 APR 1988	T54	Men's Marathon - T54	1:22:07	1:22:07	1:22:07
	1182	SOLIS TORRES Santiago	20 FEB 1998	T38	Men's 100m - T38	11.19	11.24	11.19
	1183	SUAREZ CARDONA Yeferson	16 FEB 2002	T37	Men's 400m - T37	51.99	51.99	51.99
					Men's Long Jump - T37	5.39	5.39	5.39
	1184	VALENCIA Mauricio	28 DEC 1987	F34	Men's Shot Put - F34	11.98	11.39	11.68
					Men's Javelin Throw - F34	38.80	37.07	38.23

**Total Athletes: 14**

**CPV Cabo Verde**

	1190	FERNANDES SEMEDO Marilson	9 MAR 1989	F57	Men's Javelin Throw - F57	38.20	36.25	38.20
--	------	---------------------------	------------	-----	---------------------------	-------	-------	-------

**Total Athletes: 1**

**CRC Costa Rica**

	1191	FONSECA Ernesto	3 SEP 1981	T51	Men's 100m - T51	23.08	24.10	23.08
					Men's 200m - T51	43.36	47.91	44.81
	1192	GUNITY GUNITY Sherman Isidro	3 DEC 1996	T64	Men's 100m - T64	10.68	10.82	10.68
					Men's 200m - T64	21.43	22.93	21.63

**Total Athletes: 2**

**CRO Croatia**

	1193	BAKOVIC Luka	3 DEC 1997	F46	Men's Shot Put - F46	16.04	16.04	16.04
	1194	CERNI Deni	3 MAY 1993	F33	Men's Shot Put - F33	11.84	11.84	11.84
	1195	KATANUSIC Ivan	22 MAY 1991	F64	Men's Discus Throw - F64	62.13	53.89	56.72
	1196	KAURIN Erik Fabian	2 OCT 2000	F46	Men's Shot Put - F46	15.49	15.49	15.49
	1197	PRESECAN Marijan	30 AUG 1977	F53	Men's Shot Put - F53	7.70	7.50	7.50
	1198	SANDOR Velimir	6 OCT 1985	F52	Men's Discus Throw - F52	20.14	18.17	18.52
	1199	SLOUP Matija	24 JUN 1996	F40	Men's Shot Put - F40	10.60	10.20	10.46
	1200	VUCIC Miljenko	6 OCT 1981	F11	Men's Shot Put - F11	14.42	12.88	12.88

**Total Athletes: 8**

**CUB Cuba**

	1201	AGUILERA CRUZ Ulicer	29 SEP 1989	F13	Men's Javelin Throw - F13	61.11	60.10	61.11
	1202	CASTRO MARTINEZ Ever Rene	7 SEP 1993	F41	Men's Javelin Throw - F41	37.95	37.95	37.95
	1203	GONZALEZ ISIDORIA Raciél	31 MAR 1991	T46	Men's 100m - T47	10.79	10.87	10.79



**Entry List by NPC**  
Liste d'inscriptions par CNP  
As of THU 29 AUG 2024

**Men**

NPC	Athlete Bib	Name	Date of Birth	Sport Class	Event	Personal Best	Season Best	Qualifying Best
	1204	SOL CERVANTES Robiel Yankiel	1 MAY 2003	T46	Men's Long Jump - T47	7.84	7.84	7.84
	1205	VARONA GONZALEZ Guillermo	1 AUG 1995	F46	Men's Javelin Throw - F46	65.16	65.16	65.16
	1206	VIVES SUARES Yamel Luis	27 DEC 1998	T44	Men's 100m - T44	11.35	11.35	11.35
<b>Total Athletes: 6</b>								
<b>CYP</b>	<b>Cyprus</b>							
	1207	PENTARAS Viktoras	11 MAY 2000	T37	Men's Long Jump - T37	5.98	5.98	5.98
<b>Total Athletes: 1</b>								
<b>CZE</b>	<b>Czechia</b>							
	1208	ENGE Michal	17 DEC 1985	F51	Men's Club Throw - F51	31.07	29.52	30.91
	1209	KISY Ales	30 SEP 1980	F53	Men's Shot Put - F53	8.27	7.84	8.27
	1210	SERBUS Frantisek	20 JUL 1985	F32	Men's Club Throw - F32	38.15	37.23	38.15
	1211	VRATIL Petr	26 MAY 1983	F38	Men's Javelin Throw - F38	46.17	41.60	41.60
<b>Total Athletes: 4</b>								
<b>DEN</b>	<b>Denmark</b>							
	1212	OLSEN Christian	22 DEC 1993	T46	Men's 1500m - T46	4:00.16	4:01.98	4:01.98
	1213	WAGNER Daniel	3 JUN 1993	T63	Men's 100m - T63	12.26		12.26
					Men's Long Jump - T63	7.19	7.19	7.19
<b>Total Athletes: 2</b>								
<b>DOM</b>	<b>Dominican Republic</b>							
	1214	ASTACIO Wagner	23 SEP 2003	T42	Men's High Jump - T63	1.89	1.83	1.89
					Men's Long Jump - T63	4.44	4.44	4.44
	1215	VASQUEZ SEGURA Luis Andres	16 JUL 2001	T47	Men's 100m - T47	11.23	11.27	11.23
					Men's 400m - T47	49.26	49.26	49.26
<b>Total Athletes: 2</b>								
<b>ECU</b>	<b>Ecuador</b>							
	1216	CAICEDO Jimmy	26 DEC 1997	T11	Men's 1500m - T11	4:05.78	4:05.78	4:05.78
	Guide	TARAMUEL Daniel	21 OCT 2001					
	1216	CAICEDO Jimmy			Men's 5000m - T11	15:22.53	15:22.53	15:22.53
	Guide	ARELLANO Israel	2 SEP 1997					
	Guide	TARAMUEL Daniel	21 OCT 2001					
	1217	CASTRO REYES Darwin Gustavo	6 JUL 1993	T11	Men's 1500m - T11	4:10.24	4:16.27	4:14.40
	Guide	AREVALO VIZHNAY Diego Patricio	26 JAN 1998					
	1217	CASTRO REYES Darwin Gustavo			Men's 5000m - T11	15:35.64	15:46.65	15:46.65
	Guide	ROSERO Sebastian	11 DEC 1992					
	Guide	AREVALO VIZHNAY Diego Patricio	26 JAN 1998					
	1218	CHALA ESPINOZA Roberto Carlos	14 JUL 1998	T20	Men's Long Jump - T20	7.08	6.95	7.08
	1219	CONGO VILLALBA Jordi Patricio	1 NOV 1996	F20	Men's Shot Put - F20	16.16	15.80	15.87



## Entry List by NPC

Liste d'inscriptions par CNP  
As of THU 29 AUG 2024

### Men

NPC	Athlete Bib	Name	Date of Birth	Sport Class	Event	Personal Best	Season Best	Qualifying Best
	1220	MORETA CRIOLLO Sixto Roman	30 AUG 1992	T12	Men's 5000m - T13	14:57.01	15:19.16	14:57.01
	1220	MORETA CRIOLLO Sixto Roman			Men's Marathon - T12	2:24:20		2:24:20
	Guide	MONTESDEOCA Gerson	8 JUN 1997					
	Guide	MASABANDA Luis	23 JAN 1996					

**Total Athletes: 5**

### EGY Egypt

	1221	RAMADAN Karim	1 MAR 2000	T44	Men's 100m - T44	11.79	11.81	11.79
					Men's 200m - T64	23.83	24.12	23.83
	1222	SHABIB MAHMOUD Abdulrhman Yusuf	21 APR 1999	T46	Men's Long Jump - T47	6.98	6.98	6.98

**Total Athletes: 2**

### ERI Eritrea

	1223	WELDEMARIAM Sibhatu Kesete	1 JAN 1985	T54	Men's 1500m - T54	5:35.40	5:35.40	
--	------	----------------------------	------------	-----	-------------------	---------	---------	--

**Total Athletes: 1**

### ESP Spain

	1224	CABRERA LLACER Hector	9 MAR 1994	F12	Men's Shot Put - F12	13.79	11.90	11.90
					Men's Javelin Throw - F13	64.89	59.66	59.66
	1225	CANO BLANCO Ivan Jose	7 MAY 1995	T13	Men's Long Jump - T13	7.04	6.98	6.98
	1226	del AMO CANO Alvaro	20 JAN 1990	F11	Men's Shot Put - F11	13.10	13.10	13.10
					Men's Discus Throw - F11	39.20	38.74	39.20
	1227	IKHIUWU SMITH Winsdom Asisosa	26 JUL 2002	T13	Men's 100m - T13	11.31	11.49	11.31
					Men's Long Jump - T13	6.75	6.75	6.75
	1228	LOPEZ GONZALEZ Kim	4 JAN 1989	F12	Men's Shot Put - F12	17.20	15.22	15.22
	1229	MUNAR MARTINEZ Joan	1 FEB 1996	T11	Men's 100m - T11	11.81	11.81	11.81
	Guide	ROJO GIL Guillermo	11 JAN 1992					
					Men's Long Jump - T11	6.20	6.20	6.20
	1230	NIEVES Gustavo	9 MAR 1982	T12	Men's Marathon - T12	2:25:51		2:25:51
	1231	OUHDADI EL ATABY Yassine	20 AUG 1994	T13	Men's 1500m - T13	3:47.68	3:50.63	3:50.63
					Men's 5000m - T13	14:21.91	14:27.76	14:21.91
	1232	PINEDA MEJIA David Jose	18 MAR 1998	T20	Men's 400m - T20	47.03	47.03	47.03
	1233	SUAREZ LASO Alberto	19 DEC 1977	T12	Men's Marathon - T12	2:21:47		2:25:04
	1234	UCEDA NOVAS Eduardo Manuel	16 JAN 2001	T11	Men's 100m - T11	11.41	11.44	11.41
	Guide	FOLGADO MUNOZ Diego	11 MAY 2000					
					Men's 400m - T11	52.01	52.20	52.10
	Guide	FOLGADO MUNOZ Diego	11 MAY 2000					

**Total Athletes: 11**

### EST Estonia

	1240	JOESAAR Egert	7 JUN 1994	F44	Men's Discus Throw - F64	51.35	51.01	51.01
--	------	---------------	------------	-----	--------------------------	-------	-------	-------

**Total Athletes: 1**



**Entry List by NPC**  
Liste d'inscriptions par CNP  
As of THU 29 AUG 2024

**Men**

NPC	Athlete Bib	Name	Date of Birth	Sport Class	Event	Personal Best	Season Best	Qualifying Best
<b>ETH Ethiopia</b>								
	1241	DINSA Gemechu Amenu	3 MAY 2000	T46	Men's 1500m - T46	3:53.61	3:53.61	3:53.61
	1242	YIGZAW Yitayal Silesh	28 FEB 2005	T11	Men's 1500m - T11	4:03.20	4:03.20	4:03.20
	Guide	NEBERE Esubalew Bekele	24 JAN 2006					
<b>Total Athletes: 2</b>								
<b>FIN Finland</b>								
	1243	KOOPIKKA Teijo	7 OCT 1980	F57	Men's Shot Put - F57	14.80	14.74	14.80
	1244	MANNI Henry	18 JUN 1992	T34	Men's 100m - T34	15.44	15.48	15.44
					Men's 800m - T34	1:41.28	1:43.12	1:42.41
	1245	PIISPANEN Toni	24 JUL 1976	T51	Men's 100m - T51	19.86		20.15
					Men's 200m - T51	36.35		37.44
	1246	TAHTI Leo-Pekka	22 JUN 1983	T54	Men's 100m - T54	13.63	13.66	13.66
<b>Total Athletes: 4</b>								
<b>FRA France</b>								
	1247	ADOLPHE Timothee	29 DEC 1989	T11	Men's 100m - T11	10.90	11.05	11.05
	Guide	RENARD Charles	10 JUN 1996					
	1247	ADOLPHE Timothee			Men's 400m - T11	50.03	50.03	50.03
	Guide	LAMI Jeffrey	11 OCT 1994					
	1248	ASSOUMANI Arnaud	4 SEP 1985	T47	Men's Long Jump - T47	7.58	7.07	7.07
	1249	BERTRAND Valentin	28 JUL 1995	T37	Men's 100m - T37	12.34	12.34	12.34
					Men's Long Jump - T37	6.10	6.00	6.00
	1250	CLERC Renaud	1 MAY 2001	T37	Men's 1500m - T38	4:04.57	4:04.57	4:04.57
	1251	DIPOKO-EWANE Alexandre	22 FEB 1996	T46	Men's High Jump - T47	1.94	1.92	1.92
	1252	FAIRBANK Pierre	27 JUL 1971	T53	Men's 100m - T53	14.75	14.85	14.85
					Men's 400m - T53	48.53	51.30	48.53
					Men's 800m - T53	1:32.36	1:37.80	1:37.80
	1253	JOZWICKI Dimitri	8 FEB 1997	T38	Men's 100m - T38	10.99	10.99	10.99
	1254	KAVAKAVA Vitolio	6 APR 1995	F57	Men's Shot Put - F57	13.32	12.98	13.32
					Men's Javelin Throw - F57	46.63	46.63	46.63
	1255	KOUAKOU Charles-Antoine	14 JUL 1998	T20	Men's 400m - T20	47.32	47.32	47.32
	1256	MAKUNDA Gauthier	15 SEP 1983	T11	Men's 100m - T11	11.69	12.07	11.69
	Guide	BERLAND Joachim	26 NOV 2000					
	1256	MAKUNDA Gauthier			Men's 400m - T11	51.53	53.28	51.53
	Guide	MATHONAT Lucas	22 DEC 1998					
	1257	MEISSONNIER Soane Luka	7 JUL 2003	F20	Men's Shot Put - F20	16.53	16.53	16.53
	1258	PAVADE Dimitri	14 AUG 1989	T64	Men's Long Jump - T64	7.59	7.59	7.59
	1259	PRAUD Antoine	3 DEC 2003	T46	Men's 1500m - T46	3:55.39	3:55.39	3:55.39
	1260	SIAPO Felicien	6 AUG 2003	T44	Men's 100m - T44	11.64	11.64	11.64
	1261	TOUZI Badr	1 MAR 1988	F42	Men's Shot Put - F63	13.53	13.45	13.45
<b>Total Athletes: 15</b>								



## Entry List by NPC

Liste d'inscriptions par CNP  
As of THU 29 AUG 2024

### Men

NPC	Athlete Bib	Name	Date of Birth	Sport Class	Event	Personal Best	Season Best	Qualifying Best
<b>GAB Gabon</b>								
	1267	MOUKAGNI MOUKAGNI Davy Rendhel	2 MAY 1991	T46	Men's 100m - T47	12.12	13.30	
<b>Total Athletes: 1</b>								
<b>GAM Gambia</b>								
	1268	TAMBA Malang	16 MAR 1989	T54	Men's 100m - T54	17.56		
<b>Total Athletes: 1</b>								
<b>GBR Great Britain</b>								
		Great Britain			4x100m Universal Relay		47.17	
	1269	BROOM-EDWARDS Jonathan	27 MAY 1988	T44	Men's High Jump - T64	2.15	2.04	2.05
	1270	CHAN Karim	18 OCT 2000	T38	Men's Long Jump - T38	6.70	6.55	6.55
	1271	DAVIES Aled	24 MAY 1991	F42	Men's Shot Put - F63	17.52	15.82	16.39
	1272	GREAVES Dan	4 OCT 1982	F44	Men's Discus Throw - F64	63.01	58.15	58.15
	1273	MAGUIRE Nathan	27 JUL 1997	T54	Men's 400m - T54	45.62	46.11	45.62
					Men's 800m - T54	1:28.19	1:30.26	1:28.19
					Men's 1500m - T54	2:44.64	2:45.34	2:44.64
	1274	NUTTALL Luke	17 SEP 2001	T46	Men's 1500m - T46	3:53.88	3:58.65	3:53.88
	1275	PEACOCK Jonnie	28 MAY 1993	T64	Men's 100m - T64	10.64	10.83	10.79
	1276	PEMBROKE Daniel	16 JUL 1991	F13	Men's Javelin Throw - F13	70.50	66.96	70.50
	1277	PERRINEAU DALEY Marcus	17 FEB 1989	T52	Men's 100m - T52	17.38	17.38	17.38
	1278	SANDILANDS Ben	7 AUG 2003	T20	Men's 1500m - T20	3:47.02	3:48.81	3:47.02
	1279	SHAW Zachary	24 SEP 1995	T12	Men's 100m - T12	10.85	10.87	10.85
	1280	SIDBURY Daniel	3 APR 1994	T54	Men's 400m - T54	45.89	45.99	45.89
					Men's 800m - T54	1:28.22	1:29.63	1:28.22
					Men's 1500m - T54	2:43.86	2:45.87	2:43.86
					Men's 5000m - T54	9:13.92	9:13.92	9:13.92
	1281	SKINNER Zak	16 OCT 1998	T13	Men's 100m - T13	10.84	10.84	10.84
					Men's Long Jump - T13	6.97	6.89	6.97
	1282	TOWERS Isaac	1 OCT 1998	T34	Men's 800m - T34	1:39.18	1:39.91	1:39.91
	1283	WALSH Harrison	4 MAR 1996	F44	Men's Discus Throw - F64	57.25	57.25	57.25
	1284	WEIR David	5 JUN 1979	T54	Men's 1500m - T54	2:45.02	2:45.02	2:45.02
					Men's 5000m - T54	9:13.83	9:13.83	9:13.83
					Men's Marathon - T54	1:22:12	1:22:12	1:22:12
	1285	YOUNG Thomas	27 JUL 2000	T38	Men's 100m - T38	10.92	10.92	10.92
<b>Total Athletes: 17</b>								
<b>GBS Guinea-Bissau</b>								
	1291	BARI Mama Saliu	7 MAR 1994	T11	Men's 100m - T11	12.48	12.92	
	Guide	SEMEDO Klisman	16 FEB 1996					
<b>Total Athletes: 1</b>								



**Entry List by NPC**  
Liste d'inscriptions par CNP  
As of THU 29 AUG 2024

**Men**

NPC	Athlete Bib	Name	Date of Birth	Sport Class	Event	Personal Best	Season Best	Qualifying Best
-----	----------------	------	---------------	----------------	-------	------------------	----------------	--------------------

**GEO Georgia**

	1292	KAVTARADZE Davit	14 DEC 1987	F38	Men's Javelin Throw - F38	38.53	38.53	38.53
	1293	OCHKHIKIDZE Giga	14 NOV 1990	F53	Men's Shot Put - F53	8.79	8.79	8.79

**Total Athletes: 2**

**GER Germany**

	1294	BODELIER Noah	29 SEP 2003	T64	Men's Long Jump - T64	7.49	7.49	7.49
	1295	BOETTGER Marcel	6 MAY 1993	T11	Men's 100m - T11	11.22	11.22	11.22
Guide		KOSENKOW Alexander	14 MAR 1977					
	1296	FISCHER Yannis	12 FEB 2002	F40	Men's Shot Put - F40	11.43	10.89	11.43
	1297	FLOORS Johannes	8 FEB 1995	T62	Men's 100m - T64	10.54	10.77	10.77
					Men's 400m - T62	45.78	47.49	45.81
	1298	GROLLA Phil	24 JAN 2001	T47	Men's 100m - T47	10.88	10.88	10.88
	1299	KAPPEL Niko	1 MAR 1995	F41	Men's Shot Put - F41	15.07	15.07	15.07
	1300	MARZILLIER Max	5 SEP 2001	T13	Men's 100m - T13	11.06	11.45	11.31
					Men's 400m - T13	49.02	49.64	49.64
	1301	REHM Markus	22 AUG 1988	T64	Men's Long Jump - T64	8.72	8.44	8.72
	1302	SCHAEFER Leon	13 JUN 1997	T63	Men's 100m - T63	12.02	12.02	12.02
					Men's Long Jump - T63	7.25	7.23	7.25
	1303	STRENG Felix	16 FEB 1995	T64	Men's 100m - T64	10.67	10.70	10.68
					Men's 200m - T64	21.42	21.97	21.97
	1304	WALSER Andreas	9 JAN 1996	T12	Men's Long Jump - T12	6.96	6.66	6.96

**Total Athletes: 11**

**GRE Greece**

	1310	GHAVELAS Athanasios	19 DEC 1999	T11	Men's 100m - T11	10.82	11.26	10.93
Guide		NYFANTOPOULOS Ioannis	1 NOV 1990					
	1311	KONSTANTINIDIS Athanasios	29 APR 1970	F32	Men's Shot Put - F32	11.60	10.65	11.60
					Men's Club Throw - F32	27.68	27.68	27.68
	1312	MALAKOPOULOS Stylianos	13 SEP 1996	T62	Men's 400m - T62	54.65	54.65	54.65
					Men's Long Jump - T64	7.23	7.15	7.23
	1313	NIKOLAIDIS Efstratios	19 SEP 1985	F20	Men's Shot Put - F20	16.61	15.02	16.01
	1314	NTISLIS Grigorios	23 MAY 1979	F52	Men's Discus Throw - F52	19.50	19.50	19.50
	1315	PRODROMOU Athanasios	3 FEB 1994	T20	Men's Long Jump - T20	7.17	7.08	7.12
	1316	SEITIS Michail	9 JUN 1987	T64	Men's 200m - T64	22.45	22.97	22.97
	1317	STEFANIDIS Lazaros	1 FEB 1957	F32	Men's Shot Put - F32	10.39	10.18	10.18
					Men's Club Throw - F32	38.68	37.18	37.18
	1318	STEFANOUDAKIS Emmanouil	5 APR 1983	F54	Men's Javelin Throw - F54	31.50	30.14	31.50
	1319	TZOUNIS Konstantinos	4 MAY 1991	F56	Men's Discus Throw - F56	43.65	43.65	43.65
	1320	ZISIDIS Dimitrios	26 MAR 1975	F32	Men's Shot Put - F32	10.21	10.06	10.21
					Men's Club Throw - F32	38.64	38.64	38.64

**Total Athletes: 11**



**Entry List by NPC**  
Liste d'inscriptions par CNP  
As of THU 29 AUG 2024

**Men**

NPC	Athlete Bib	Name	Date of Birth	Sport Class	Event	Personal Best	Season Best	Qualifying Best
<b>GRN Grenada</b>								
	1326	SMITH Tyler	9 AUG 2007	F42	Men's Shot Put - F63	7.41	6.55	
<b>Total Athletes: 1</b>								
<b>GUI Guinea</b>								
	1327	SYLLA Yamoussa	27 OCT 2004	T47	Men's 100m - T47	12.01	12.01	
					Men's Long Jump - T47	6.03	6.03	
<b>Total Athletes: 1</b>								
<b>HAI Haiti</b>								
	1329	REGISTRE Ywenson	13 AUG 1999	F57	Men's Shot Put - F57	7.13		
<b>Total Athletes: 1</b>								
<b>HUN Hungary</b>								
	1330	SZOLLOSI Istvan	3 OCT 1995	F20	Men's Shot Put - F20	14.96	14.96	14.96
<b>Total Athletes: 1</b>								
<b>INA Indonesia</b>								
	1331	PARTIN	15 APR 2002	T42	Men's 100m - T63	12.22	12.22	12.22
	1332	PURNOMO Saptoyogo	17 SEP 1998	T37	Men's 100m - T37	11.27	11.63	11.27
					Men's 200m - T37	23.27	23.61	23.34
	1333	PURWOLAKSONO Fauzi	28 DEC 1993	F57	Men's Javelin Throw - F57	48.25	48.25	48.25
<b>Total Athletes: 3</b>								
<b>IND India</b>								
	1334	AJEET SINGH	5 SEP 1993	F46	Men's Javelin Throw - F46	65.41	62.65	65.41
	1335	ARVIND	14 JUN 1993	F35	Men's Shot Put - F35	14.77		14.05
	1336	DHARAMBIR	18 JAN 1989	F51	Men's Club Throw - F51	35.04	35.04	35.04
	1337	DIPESH KUMAR	1 FEB 2005	F54	Men's Javelin Throw - F54	27.90	27.90	27.90
	1338	GAVIT Dilip Mahadu	21 APR 2003	T46	Men's 400m - T47	49.08	50.65	49.08
	1339	GURJAR Sundar Singh	1 JAN 1996	F46	Men's Javelin Throw - F46	67.08	64.40	67.08
	1340	HOTOZHE SEMA Hokato	24 DEC 1983	F57	Men's Shot Put - F57	14.49	14.49	14.49
	1341	KATHUNIYA Yogesh	3 MAR 1997	F56	Men's Discus Throw - F56	48.34	41.80	46.79
	1342	KHILARI Sachin Sarjerao	23 OCT 1989	F46	Men's Shot Put - F46	16.37	16.33	16.33
	1343	KUMAR Amit Kumar	12 JAN 1985	F51	Men's Club Throw - F51	33.61	33.61	33.61
	1344	KUMAR Parveen	20 AUG 1992	F57	Men's Javelin Throw - F57	42.87	42.87	42.87
	1345	KUMAR Rohit	5 AUG 1992	F46	Men's Shot Put - F46	15.34	15.34	15.34
	1346	KUMAR Shailesh	8 AUG 2000	T42	Men's High Jump - T63	1.85	1.79	1.85
	1347	KUMAR Sharad	1 MAR 1992	T42	Men's High Jump - T63	1.90	1.85	1.85
	1348	MANU	28 FEB 1999	F37	Men's Shot Put - F37	14.09	14.00	14.09
	1349	MOHD YASSER	24 DEC 1993	F46	Men's Shot Put - F46	15.09	15.09	15.09
	1350	NAVDEEP	11 NOV 2000	F41	Men's Javelin Throw - F41	44.29	42.82	44.29



## Entry List by NPC

Liste d'inscriptions par CNP  
As of THU 29 AUG 2024

### Men

NPC	Athlete Bib	Name	Date of Birth	Sport Class	Event	Personal Best	Season Best	Qualifying Best
	1351	NISHAD KUMAR	3 OCT 1999	T47	Men's High Jump - T47	2.09	1.99	2.09
	1352	PRAVEEN KUMAR	15 MAY 2003	T44	Men's High Jump - T64	2.07	2.05	2.05
	1353	RAM PAL	10 JUL 1989	T47	Men's High Jump - T47	1.95	1.90	1.95
	1354	RANA Soman	16 JAN 1983	F57	Men's Shot Put - F57	15.02	15.02	15.02
	1355	RINKU	1 JAN 1999	F46	Men's Javelin Throw - F46	68.60	59.34	68.60
	1356	RONGALI Ravi	25 JUL 1996	F40	Men's Shot Put - F40	10.33	10.33	10.33
	1357	SANDEEP	10 APR 1996	F44	Men's Javelin Throw - F64	66.18	61.20	62.13
	1358	SARGAR Sandip Sanjay	13 FEB 1993	F44	Men's Javelin Throw - F64	62.82	62.82	62.82
	1359	SOORMA Pranav	4 OCT 1994	F51	Men's Club Throw - F51	35.04	35.04	35.04
	1360	SUMIT	7 JUN 1998	F64	Men's Javelin Throw - F64	73.29	69.50	73.29
	1361	THANGAVELU Mariyappan	28 JUN 1995	T42	Men's High Jump - T63	1.89	1.88	1.88

**Total Athletes: 28**

#### IRI Islamic Republic of Iran

	1367	AFROOZ Saeid	13 DEC 1990	F34	Men's Javelin Throw - F34	40.72	40.14	40.27
	1368	ALIPOUR DARBEID Amirhossein	2 MAR 2002	F11	Men's Shot Put - F11	14.61	14.61	14.61
	1369	AMIRI Hamed	6 JUN 1982	F55	Men's Shot Put - F55	12.43	12.43	12.43
	1370	BAJOUHVAND Hassan	6 MAR 1985	F11	Men's Discus Throw - F11	39.87	39.87	39.87
	1371	BEIT SAYAH Sadegh	17 DEC 1986	F41	Men's Javelin Throw - F41	47.92	47.92	47.92
	1372	BONDORI DERAZNOEI Erfan	1 JUL 1999	F54	Men's Javelin Throw - F54	30.10	30.10	30.10
	1373	JAVANMARDI Seyed Aliasghar	28 MAY 1990	F35	Men's Shot Put - F35	16.71	16.06	16.17
	1374	KHOSRAVI Yasin	23 SEP 1992	F57	Men's Shot Put - F57	16.01	15.83	16.01
	1375	MARIAN Mostafa	20 JUL 2004	F56	Men's Discus Throw - F56	42.02	42.02	42.02
	1376	MOKHTARI HEMAMI Alireza	24 OCT 1977	F53	Men's Shot Put - F53	8.73	8.43	8.59
	1377	NIKPARAST Sajad	21 SEP 1986	F13	Men's Javelin Throw - F13	63.88	62.30	63.88
	1378	OLAD Mahdi	1 APR 1986	F11	Men's Shot Put - F11	14.64	13.28	14.24
					Men's Discus Throw - F11	45.15	42.36	45.15
	1379	OLFATNIA Ali	31 OCT 1991	T37	Men's Long Jump - T37	6.24	6.24	6.24
	1380	PAPI Amanolah	3 APR 1990	F57	Men's Javelin Throw - F57	51.85		51.85
	1381	PIROUJ Ali	22 JAN 1998	F13	Men's Javelin Throw - F13	66.14	63.15	66.14
	1382	ZAKER Zafar	6 FEB 1990	F55	Men's Shot Put - F55	12.08	12.08	12.08

**Total Athletes: 16**

#### IRL Ireland

	1388	SHORTEN Aaron	23 APR 2003	T20	Men's 1500m - T20	3:59.80	4:04.13	3:59.80
--	------	---------------	-------------	-----	-------------------	---------	---------	---------

**Total Athletes: 1**

#### IRQ Iraq

	1389	AL-RIKABI Ali	23 APR 1993	T38	Men's 100m - T38	11.48	11.83	11.68
					Men's 400m - T38	50.61	51.98	50.61
	1390	AYADE Mohammed	15 JUN 1999	T11	Men's 400m - T11	52.11	52.68	52.29
	Guide	AL-KINANI Ahmed	25 JUN 1995					
	1391	KHAFAJI Hussein	3 JUL 1997	F34	Men's Javelin Throw - F34	36.60	36.60	36.60





**Entry List by NPC**  
Liste d'inscriptions par CNP  
As of THU 29 AUG 2024

**Men**

NPC	Athlete Bib	Name	Date of Birth	Sport Class	Event	Personal Best	Season Best	Qualifying Best
	1392	NUKHAILAWI Wildan	10 AUG 1986	F41	Men's Javelin Throw - F41	43.96	42.54	42.87
	1393	TNAIASH Garrah	1 JAN 1991	F40	Men's Shot Put - F40	11.28	11.15	11.28

**Total Athletes: 5**

**ISV Virgin Islands, US**

	1394	BENJAMIN Isaiah	27 SEP 2008	T46	Men's High Jump - T47	1.55	1.55	1.55
--	------	-----------------	-------------	-----	-----------------------	------	------	------

**Total Athletes: 1**

**ITA Italy**

	1395	BAGAINI Riccardo	12 OCT 2000	T47	Men's 400m - T47	49.39	49.39	49.39
	1396	BOTTAZZINI Fabio	2 MAR 2004	T64	Men's 100m - T64	11.42	11.69	11.42
					Men's 200m - T64	23.10	23.45	23.10
	1397	CICCHETTI Marco	11 APR 1999	T44	Men's 100m - T44	12.01	12.07	12.04
					Men's Long Jump - T64	6.94	6.82	6.82
	1398	DIENG Ndiaga	17 JUL 1999	T20	Men's 1500m - T20	3:50.18	3:50.18	3:50.18
	1399	GANESHAMOORTHY Rigivan	8 JUN 1999	F52	Men's Discus Throw - F52	22.91	22.91	22.91
	1400	MANU Maxcel Amo	28 FEB 1992	T64	Men's 100m - T64	10.64	10.82	10.64
					Men's 200m - T64	21.36	22.15	21.36
	1401	OSSOLA Alessandro	23 NOV 1987	T63	Men's 100m - T63	12.31	12.31	12.31
	1402	TAPIA Oney	27 FEB 1976	F11	Men's Shot Put - F11	13.60	13.38	13.38
					Men's Discus Throw - F11	46.07	43.08	43.08

**Total Athletes: 8**

**JAM Jamaica**

	1403	THOMAS Theodor Rahjane	11 DEC 2007	T20	Men's Long Jump - T20	5.99	5.99	
--	------	------------------------	-------------	-----	-----------------------	------	------	--

**Total Athletes: 1**

**JOR Jordan**

	1404	HINDI Ahmad	29 NOV 1995	F34	Men's Shot Put - F34	12.25	11.47	11.93
--	------	-------------	-------------	-----	----------------------	-------	-------	-------

**Total Athletes: 1**

**JPN Japan**

		Japan			4x100m Universal Relay		47.60	
	1405	AKAI Daiki	12 MAR 1999	T20	Men's 1500m - T20	3:50.33	3:54.66	3:52.85
	1406	FUKUNAGA Ryota	28 SEP 1998	T13	Men's 400m - T13	47.79	47.86	47.79
					Men's Long Jump - T13	7.03	6.30	7.03
	1407	HORIKOSHI Tadashi	19 JUL 1988	T12	Men's Marathon - T12	2:21:21	2:22:19	2:22:19
	1408	IKOMA Tomoki	26 APR 1992	T54	Men's 100m - T54	13.93	14.41	13.93
	1409	ISHIYAMA Daiki	5 APR 2000	T12	Men's Long Jump - T12	7.08	7.08	7.08
	1410	ITANI Shunsuke	2 APR 1995	T64	Men's 200m - T64	22.99	23.55	22.99
	1411	ITO Tatsuya	25 FEB 1986	T52	Men's 100m - T52	16.97	17.63	17.14
					Men's 400m - T52	1:00.84	1:00.93	1:00.84



**Entry List by NPC**  
Liste d'inscriptions par CNP  
As of THU 29 AUG 2024

**Men**

NPC	Athlete Bib	Name	Date of Birth	Sport Class	Event	Personal Best	Season Best	Qualifying Best
	1412	ITO Tomoya	16 AUG 1963	T52	Men's 100m - T52	17.35	17.40	17.40
					Men's 400m - T52	57.16	59.69	57.40
	1413	KARASAWA Kenya	3 JUL 1994	T11	Men's 1500m - T11	4:06.31	4:09.47	4:08.26
	Guide	KOBAYASHI Koji	16 JAN 1989					
	1413	KARASAWA Kenya			Men's 5000m - T11	14:55.39	15:03.25	15:03.25
	Guide	SHIMIZU Takuma	18 AUG 2000					
	Guide	KOBAYASHI Koji	16 JAN 1989					
	1414	KAWAKAMI Shuta	22 NOV 1998	T13	Men's 100m - T13	10.70	10.70	10.70
	1415	KUMAGAI Yutaka	14 FEB 1987	T12	Men's Marathon - T12	2:25:11	2:27:58	2:27:58
	1416	MATSUMOTO Takeru	25 AUG 2001	T36	Men's 400m - T36	55.21	55.49	55.21
	1417	OSHIMA Kengo	1 JAN 2000	T64	Men's 100m - T64	11.27	11.38	11.27
					Men's 200m - T64	23.13	23.13	23.13
	1418	SATO Tomoki	8 SEP 1989	T52	Men's 100m - T52	16.99	16.99	16.99
					Men's 400m - T52	54.54	54.54	54.54
	1419	SHIMBO Yamato	23 JUL 2000	F37	Men's Discus Throw - F37	52.13	52.13	52.13
	1420	SUZUKI Tomoki	14 JUN 1994	T54	Men's 1500m - T54	2:46.56	2:46.56	2:46.56
					Men's Marathon - T54	1:18:37	1:23:05	1:23:05
	1421	TAKAHASHI Shunya	2 JUL 1998	F46	Men's Javelin Throw - F46	61.24	59.81	59.81
	1422	TOGAWA Yuji	20 SEP 1996	T20	Men's 1500m - T20	3:52.61	3:54.63	3:53.34
	1423	WADA Shinya	9 JUL 1977	T11	Men's 5000m - T11	15:01.90	15:12.00	15:01.90
	Guide	KOWADA Hibiki	19 APR 1997					
	Guide	HASEBE Takumi	4 FEB 1997					
	1423	WADA Shinya			Men's Marathon - T12	2:23:27	2:23:27	2:23:27
	Guide	KOWADA Hibiki	19 APR 1997					
	Guide	HASEBE Takumi	4 FEB 1997					
	1424	WAKOH Yuta	25 MAY 1997	F12	Men's Javelin Throw - F13	60.03	56.84	60.03
	1425	YAMAZAKI Akihiro	23 DEC 1995	F46	Men's Javelin Throw - F46	61.24	61.02	61.24
	1426	YOSHIDA Ryota	28 SEP 1981	T54	Men's Marathon - T54	1:23:18	1:31:05	1:26:49

**Total Athletes: 22**

**KAZ Kazakhstan**

	1432	MUKASHBEKOV Dastan	31 MAY 1990	F36	Men's Shot Put - F36	15.74	14.99	15.74
	1433	ZHOLAMAN Yelaman	22 JAN 1995	F35	Men's Shot Put - F35	11.30	11.30	11.30

**Total Athletes: 2**

**KEN Kenya**

	1434	KIMANI Samwel Mushai	26 DEC 1989	T11	Men's 5000m - T11	15:16.11	15:35.59	15:35.59
	Guide	KORIR Benard	12 DEC 1992					
	Guide	KIPCHUMBA Jean	9 JUL 1997					
	1435	LOKEDI John	12 NOV 2000	T13	Men's 5000m - T13	14:57.72	14:57.72	14:57.72
	1436	OPIYO Samson	13 APR 1996	T37	Men's Long Jump - T37	5.73	5.73	5.73
	1437	SANG Wesley Kimeli	1 MAR 1994	T46	Men's 1500m - T46	3:59.34	4:05.53	3:59.34

**Total Athletes: 4**



**Entry List by NPC**  
Liste d'inscriptions par CNP  
As of THU 29 AUG 2024

**Men**

NPC	Athlete Bib	Name	Date of Birth	Sport Class	Event	Personal Best	Season Best	Qualifying Best
<b>KIR Kiribati</b>								
	1438	TIMEON Ongiou	8 JUL 1989	F11	Men's Shot Put - F11	6.90	6.75	
<b>Total Athletes: 1</b>								
<b>KOR Republic of Korea</b>								
	1439	JUNG Jisong	25 FEB 1998	F41	Men's Shot Put - F41	11.07	11.07	11.07
	1440	YOO Byunghoon	30 JUN 1972	T53	Men's 100m - T53	15.30	15.59	15.32
					Men's 400m - T53	49.29	51.10	49.41
					Men's 800m - T53	1:38.36	1:42.40	1:38.36
					Men's Marathon - T54	1:24:00		1:29:41
<b>Total Athletes: 2</b>								
<b>KOS Kosovo</b>								
	1441	BYTYCI Grevist	3 SEP 1990	T46	Men's 1500m - T46	4:38.55	4:38.55	
<b>Total Athletes: 1</b>								
<b>KSA Saudi Arabia</b>								
	1442	ALNAKHLI Ali	1 MAY 2000	T37	Men's 100m - T37	11.53	11.79	11.79
					Men's 200m - T37	23.29	23.75	23.75
	1443	ALQURASHI Abdulrahman	25 DEC 1997	T53	Men's 100m - T53	14.52	14.58	14.56
					Men's 400m - T53	50.03	50.03	50.03
	1444	ALSANA Nour	4 SEP 1984	T44	Men's 100m - T44	11.86	11.86	11.86
	1445	DAWSHI Hassan	6 JUN 1991	T20	Men's Long Jump - T20	7.03	6.81	7.03
<b>Total Athletes: 4</b>								
<b>KUW Kuwait</b>								
	1446	ALRAJEHI Faisal	23 JUL 1998	T54	Men's 400m - T54	45.64	45.64	45.64
					Men's 800m - T54	1:28.43	1:29.99	1:28.43
					Men's 1500m - T54	2:43.67	2:45.19	2:43.67
					Men's 5000m - T54	9:14.02	9:14.02	9:14.02
	1447	BUTI Dhari	3 MAR 1998	F37	Men's Shot Put - F37	13.24	12.31	13.24
	1448	SOROUR Faisal	29 SEP 1996	F42	Men's Shot Put - F63	15.73	14.84	14.84
<b>Total Athletes: 3</b>								
<b>LAO Lao People's Democratic Republic</b>								
	1449	THEPTHIDA Ken	29 NOV 1999	T13	Men's Long Jump - T13	6.06	6.06	6.06
<b>Total Athletes: 1</b>								
<b>LAT Latvia</b>								
	1450	APINIS Aigars	9 JUN 1973	F52	Men's Discus Throw - F52	21.95	19.88	20.46
	1451	DZILNA Emils	14 JUN 2000	F12	Men's Shot Put - F12	15.00	15.00	15.00



**Entry List by NPC**  
Liste d'inscriptions par CNP  
As of THU 29 AUG 2024

**Men**

NPC	Athlete Bib	Name	Date of Birth	Sport Class	Event	Personal Best	Season Best	Qualifying Best
	1452	MAKSIMS Raivo	18 JAN 1999	F46	Men's Shot Put - F46	13.47	13.12	13.47
					Men's Javelin Throw - F46	47.92	47.92	47.92
<b>Total Athletes: 3</b>								
<b>LBA</b>	<b>Libya</b>							
	1453	ASHTEEBAH Waleed	10 AUG 1980	F42	Men's Shot Put - F63	12.22		11.97
<b>Total Athletes: 1</b>								
<b>LBN</b>	<b>Lebanon</b>							
	1454	ZAHREDDINE Arz	9 OCT 1998	T64	Men's 100m - T64	12.05	12.16	
<b>Total Athletes: 1</b>								
<b>LBR</b>	<b>Liberia</b>							
	1455	KOLLIE Jutomu	2 JUN 1999	T46	Men's 100m - T47			
					Men's Long Jump - T47	5.10	5.10	
					Men's Javelin Throw - F46	37.57	37.57	
<b>Total Athletes: 1</b>								
<b>LES</b>	<b>Lesotho</b>							
	1456	KHAMOQANE Zimesele	30 OCT 2004	T11	Men's 400m - T11	57.05	57.05	
		Guide RALEJOE Komane Petrose	7 FEB 1998					
<b>Total Athletes: 1</b>								
<b>LTU</b>	<b>Lithuania</b>							
	1458	DUNDZYS Donatas	4 DEC 1991	F37	Men's Shot Put - F37	14.36	14.36	14.36
					Men's Discus Throw - F37	46.17	43.84	43.84
	1460	SKUJA Andrius	9 AUG 1992	F46	Men's Shot Put - F46	15.29	14.50	15.29
<b>Total Athletes: 2</b>								
<b>LUX</b>	<b>Luxembourg</b>							
	1463	HABSCHEID Tom	11 AUG 1986	F63	Men's Shot Put - F63	15.10	14.36	14.36
<b>Total Athletes: 1</b>								
<b>MAR</b>	<b>Morocco</b>							
	1464	BOUJA Mouncef	6 MAR 1998	T12	Men's 100m - T12	10.84	11.00	10.84
					Men's 400m - T12	48.42	48.42	48.42
	1465	CHENTOUF El Amin	8 JUN 1981	T12	Men's Marathon - T12	2:21:23		2:31:35
	1466	DERHEM Zakariae	9 OCT 1990	F33	Men's Shot Put - F33	12.38	12.03	12.05
	1467	EL HADDAOUI Aymane	13 JUN 2000	T47	Men's 100m - T47	10.84	10.84	10.84
					Men's 400m - T47	46.67	46.67	46.67
	1468	EZ ZOUHRI Zakariae	8 SEP 1999	F44	Men's Javelin Throw - F64	62.50	62.23	62.50



**Entry List by NPC**  
Liste d'inscriptions par CNP  
As of THU 29 AUG 2024

**Men**

NPC	Athlete Bib	Name	Date of Birth	Sport Class	Event	Personal Best	Season Best	Qualifying Best
	1469	GANI Abdelillah	18 SEP 1987	F53	Men's Shot Put - F53	8.84	8.84	8.84
	1470	HILI Abdeslam	19 DEC 1996	T12	Men's 400m - T12	47.59	48.30	48.30
	1471	NOUIRI Azeddine	21 JUL 1986	F34	Men's Shot Put - F34	13.10	11.34	11.34
					Men's Javelin Throw - F34	32.15	28.66	29.50
	1472	SADNI Ayoub	23 APR 1999	T47	Men's 100m - T47	11.00	11.07	11.07
					Men's 400m - T47	46.78	47.30	46.78

**Total Athletes: 9**

**MAS Malaysia**

	1473	BERNARD Eddy	12 JAN 2001	T44	Men's 100m - T44	11.77	11.77	11.77
	1474	NASRI Muhammad Nazmi	14 JAN 2003	T37	Men's Long Jump - T37	6.13	6.13	6.13
	1475	NOR AZMI Muhammad Ammar Aiman	23 MAY 2002	T20	Men's 400m - T20	47.43	47.43	47.43
	1476	ROMLY Abdul Latif	31 MAR 1997	T20	Men's Long Jump - T20	7.64	7.30	7.40
	1477	WONG Kar Gee	18 MAR 1991	T12	Men's Long Jump - T12	7.22	7.05	7.05
	1478	ZOLKEFLI Muhammad Ziyad	15 MAR 1990	F20	Men's Shot Put - F20	17.43	17.43	17.43

**Total Athletes: 6**

**MAW Malawi**

	1479	MISOYA Moses	21 SEP 2004	T13	Men's 400m - T13	55.20	58.23	
--	------	--------------	-------------	-----	------------------	-------	-------	--

**Total Athletes: 1**

**MDA Republic of Moldova**

	1481	SPINU Gheorghe	8 MAR 2002	F35	Men's Shot Put - F35	9.58	9.58	9.58
--	------	----------------	------------	-----	----------------------	------	------	------

**Total Athletes: 1**

**MDV Maldives**

	1483	ABDUL SAMAD Abdul Razzag	20 APR 1985	T12	Men's 100m - T12	13.89		
--	------	--------------------------	-------------	-----	------------------	-------	--	--

**Total Athletes: 1**

**MEX Mexico**

	1484	CERVANTES GARCIA Juan Pablo	23 JUN 1992	T54	Men's 100m - T54	13.80	13.97	13.80
					Men's 400m - T54	47.09	47.57	47.09
	1485	CHESSANI GARCIA Jose Rodolfo	23 NOV 1998	T38	Men's 400m - T38	49.99	51.19	51.19
	1486	FUENTES YANEZ Edgar Ulises	21 APR 1994	F54	Men's Javelin Throw - F54	31.90	30.25	30.32
	1487	GABRIEL BUENAVENTURA Eliezer	28 MAR 1998	F46	Men's Javelin Throw - F46	61.95	61.95	61.95
	1488	HERNANDEZ MONDRAGON Salvador	31 DEC 1963	T52	Men's 100m - T52	17.06	17.61	17.23
					Men's 400m - T52	1:02.02	1:04.25	1:03.16
	1489	LOPEZ VALENZUELA Luis Carlos	30 MAR 1999	F37	Men's Shot Put - F37	15.86	15.86	15.86
					Men's Discus Throw - F37	46.23	45.98	45.98
	1490	NAVARRO SANCHEZ Edgar Cesareo	25 MAY 1971	T51	Men's 100m - T51	20.97	21.85	21.85
					Men's 200m - T51	36.91		40.72
	1491	PEREZ JUAREZ Leonardo de Jesus	10 FEB 1993	T52	Men's 100m - T52	17.42	17.77	17.42



**Entry List by NPC**  
Liste d'inscriptions par CNP  
As of THU 29 AUG 2024

**Men**

NPC	Athlete Bib	Name	Date of Birth	Sport Class	Event	Personal Best	Season Best	Qualifying Best
	1491	PEREZ JUAREZ Leonardo de Jesus			Men's 400m - T52	1:00.01	1:01.45	1:00.96
	1492	RAMOS HERNANDEZ Mario Santana	15 APR 1981	F51	Men's Club Throw - F51	34.25	33.62	34.25
	1493	RUIZ CASTRO Jose Roman	16 AUG 1988	F36	Men's Shot Put - F36	15.82	15.43	15.82
<b>Total Athletes: 10</b>								
<b>MGL Mongolia</b>								
	1499	PUREVTSOG Enkhmanlai	9 FEB 1991	T53	Men's 100m - T53	15.89	16.14	15.89
	1500	TSEGMID Battulga	22 APR 1991	F40	Men's Shot Put - F40	9.74	9.56	9.74
<b>Total Athletes: 2</b>								
<b>MLI Mali</b>								
	1502	COULIBALY Samba	16 AUG 2006	T13	Men's 100m - T13	11.26	11.26	11.26
<b>Total Athletes: 1</b>								
<b>MLT Malta</b>								
	1503	FLORES Antonio	12 MAR 1990	T64	Men's 100m - T64	12.90		
					Men's 200m - T64	26.61		
<b>Total Athletes: 1</b>								
<b>MRI Mauritius</b>								
	1504	CAPDOR Eddy	25 SEP 1999	T20	Men's Long Jump - T20	6.87	6.87	6.87
	1505	MICHEL Roberto	29 JUN 2000	T34	Men's 100m - T34	15.26	15.64	15.26
					Men's 800m - T34	1:40.88	1:42.20	1:40.88
	1506	PHILIPPE Yovanni	2 MAY 2002	T20	Men's 400m - T20	47.38	48.89	47.38
<b>Total Athletes: 3</b>								
<b>MYA Myanmar</b>								
	1507	SOE PEA	21 MAY 1991	T64	Men's 100m - T64	11.63		11.63
					Men's 200m - T64	24.04		24.04
<b>Total Athletes: 1</b>								
<b>NAM Namibia</b>								
	1508	KARULI Petrus	21 OCT 1994	T37	Men's 100m - T37	12.45	12.70	12.45
					Men's 200m - T37	25.22	25.78	25.22
					Men's 400m - T37	54.76	56.00	55.32
	1509	KINDA Chris	9 FEB 1999	T11	Men's 100m - T11	11.42	11.54	11.42
Guide		GOAGOSEB Riwaldo	29 AUG 1999					
	1509	KINDA Chris			Men's 400m - T11	51.15	51.15	51.15
Guide		GOAGOSEB Riwaldo	29 AUG 1999					
	1510	NAMBALA Johannes	15 FEB 1991	T13	Men's 100m - T13	10.78	11.29	11.05
					Men's 400m - T13	47.21	50.53	48.14



## Entry List by NPC

Liste d'inscriptions par CNP  
As of THU 29 AUG 2024

### Men

NPC	Athlete Bib	Name	Date of Birth	Sport Class	Event	Personal Best	Season Best	Qualifying Best
	1511	SHIKONGO Ananias	21 JUL 1986	T11	Men's 100m - T11	11.11	11.55	11.11
	Guide	TJIUIJU Even	2 FEB 1992					
	1511	SHIKONGO Ananias			Men's 400m - T11	50.63	52.68	51.97
	Guide	NEKUNDI Onesmus	25 FEB 2000					
<b>Total Athletes: 4</b>								
<b>NCA</b>	<b>Nicaragua</b>							
	1512	CASTILLO Carlos Alberto	9 MAY 1994	T38	Men's 400m - T38	58.40	1:00.69	
<b>Total Athletes: 1</b>								
<b>NED</b>	<b>Netherlands</b>							
	1513	de JONG Joel	17 JAN 2002	T63	Men's 100m - T63	12.03	12.16	12.03
					Men's Long Jump - T63	7.67	7.67	7.67
	1514	HENDRIKS Olivier	28 JUL 2003	T62	Men's 100m - T64	11.10	11.10	11.10
					Men's 400m - T62	47.90	47.90	47.90
	1515	MBUYAMBA Noah	11 SEP 1998	T63	Men's Long Jump - T63	6.72	6.72	6.72
	1516	PLAT Jetze	10 JUN 1991	T54	Men's Marathon - T54	1:28:35		1:28:35
	1517	VLOET Levi	23 FEB 1996	T64	Men's 200m - T64	22.66	22.97	22.97
<b>Total Athletes: 5</b>								
<b>NGR</b>	<b>Nigeria</b>							
	1518	AMON Abraham Okechukwu	18 AUG 2001	T44	Men's High Jump - T64	1.91	1.91	1.91
<b>Total Athletes: 1</b>								
<b>NOR</b>	<b>Norway</b>							
	1519	KASHAFALI Salum Ageze	25 NOV 1993	T13	Men's 100m - T13	10.37	10.56	10.37
	1520	SVERD Vegard Dragsund	1 JUN 1999	T13	Men's 100m - T13	10.95	11.21	10.98
					Men's Long Jump - T13	6.88	6.63	6.88
<b>Total Athletes: 2</b>								
<b>NPA</b>	<b>Neutral Paralympic Athletes</b>							
	1521	BASKAKOV Igor	22 AUG 1981	F11	Men's Shot Put - F11	13.62	13.62	13.62
					Men's Discus Throw - F11	35.65	33.49	33.49
	1522	CHURKIN Aleksei	2 JUL 1998	F32	Men's Shot Put - F32	11.65	11.04	11.65
					Men's Club Throw - F32	40.12	35.18	40.12
	1523	DUBENCHUK Nikita	19 NOV 1998	F34	Men's Shot Put - F34	11.32	11.32	11.32
	1524	DZHATIEV David	16 AUG 2002	T35	Men's 100m - T35	11.76	11.76	11.76
					Men's 200m - T35	23.39	23.39	23.39
	1525	FEOKTISTOV Anton	19 OCT 2001	T37	Men's 200m - T37	23.69	23.69	23.69
					Men's 400m - T37	51.51	51.51	51.51
	1526	GAVRILOV Denis	28 JUN 1986	T12	Men's Marathon - T12	2:23:10	2:23:10	2:23:10
	1527	GNEZDILOV Denis	9 OCT 1986	F40	Men's Shot Put - F40	11.57	11.57	11.57



**Entry List by NPC**  
Liste d'inscriptions par CNP  
As of THU 29 AUG 2024

**Men**

NPC	Athlete Bib	Name	Date of Birth	Sport Class	Event	Personal Best	Season Best	Qualifying Best
	1528	HRYB Uladzislau	19 FEB 1997	F51	Men's Discus Throw - F52	12.47	12.11	12.47
					Men's Club Throw - F51	33.19	32.34	33.19
	1529	IAKUSHEV Matvei	16 OCT 2003	T20	Men's Long Jump - T20	7.41	7.41	7.41
	1530	IAREMCHUK Aleksandr	19 FEB 1995	T46	Men's 1500m - T46	3:48.87	3:48.87	3:48.87
	1531	KALASHIAN Artem	9 DEC 1996	T35	Men's 100m - T35	11.75	13.33	11.77
					Men's 200m - T35	23.75	23.81	23.81
	1532	KHABALOV Taimuraz	15 AUG 1985	F35	Men's Shot Put - F35	15.40	15.40	15.40
	1533	KHINCHAGOV Khetag	13 JUL 1997	T38	Men's Long Jump - T38	6.69	6.52	6.69
	1534	KHRUPIN Aleksandr	13 JUN 1994	F33	Men's Shot Put - F33	12.10	11.61	12.09
	1535	KOKOITY Alan	2 JUL 1988	F36	Men's Shot Put - F36	16.47	16.20	16.47
	1536	KOSTIN Aleksandr	4 JUL 1995	T12	Men's 1500m - T13	3:46.79	3:46.79	3:46.79
					Men's 5000m - T13	14:37.42	14:40.13	14:40.13
	1537	KOTUKOV Nikita	5 MAY 1999	T47	Men's Long Jump - T47	7.34	7.32	7.32
	1538	KULIATIN Anton	31 AUG 1991	T12	Men's 1500m - T13	3:46.63	3:46.63	3:46.63
					Men's 5000m - T13	14:32.11	14:32.11	14:32.11
	1539	MARGIEV Georgii	22 DEC 1994	T47	Men's High Jump - T47	1.96	1.96	1.96
	1540	REVENKO Ivan	12 APR 1986	F54	Men's Shot Put - F55	9.50	9.50	9.50
					Men's Javelin Throw - F54	29.79	29.79	29.79
	1541	RUDAKOV Fedor	28 APR 1994	T11	Men's 1500m - T11	4:03.52	4:03.52	4:03.52
Guide		SAFRONOV Andrei	16 DEC 1985					
	1541	RUDAKOV Fedor			Men's 5000m - T11	15:04.15	15:04.15	15:04.15
Guide		SAFRONOV Andrei	16 DEC 1985					
	1542	SAFRONOV Dmitrii	12 OCT 1995	T35	Men's 100m - T35	11.39	11.83	11.77
					Men's 200m - T35	23.00	23.58	23.58
	1543	SHAVRIKOV Maksim	20 OCT 1998	T11	Men's Long Jump - T11	6.43	6.43	6.43
	1544	SHVETSOV Evgenii	28 FEB 1988	T36	Men's 400m - T36	53.18	54.59	53.95
	1545	SVIRIDOV Vladimir	10 MAY 1990	F36	Men's Shot Put - F36	16.79	15.91	16.79
	1546	TARASOV Roman	19 DEC 1992	T12	Men's 100m - T12	10.77	11.13	11.13
	1547	TORSUNOV Evgenii	30 AUG 1990	T36	Men's 100m - T36	11.90	12.46	12.40
					Men's Long Jump - T36	6.05	6.05	6.05
	1548	VDOVIN Andrei	26 FEB 1994	T37	Men's 100m - T37	11.18	11.46	11.31
					Men's 200m - T37	22.24	23.09	23.09
					Men's 400m - T37	49.34	50.84	50.84

**Total Athletes: 28**

**NZL New Zealand**

	1554	JOYNT Mitchell	10 APR 1995	T64	Men's 200m - T64	23.15	23.15	23.15
	1555	STEDMAN William	5 DEC 1999	T36	Men's 100m - T36	12.40		12.40
					Men's 400m - T36	53.36	53.36	53.36
					Men's Long Jump - T36	5.85	5.85	5.85

**Total Athletes: 2**

**OMA Oman**

	1556	AL MASHAYKHI Mohammed	7 MAR 1991	F32	Men's Shot Put - F32	10.84	9.06	9.06
--	------	-----------------------	------------	-----	----------------------	-------	------	------

**Total Athletes: 1**





**Entry List by NPC**  
Liste d'inscriptions par CNP  
As of THU 29 AUG 2024

**Men**

NPC	Athlete Bib	Name	Date of Birth	Sport Class	Event	Personal Best	Season Best	Qualifying Best
<b>PAK Pakistan</b>								
	1557	ALI Haider	12 DEC 1984	F37	Men's Discus Throw - F37	55.26		51.23
<b>Total Athletes: 1</b>								
<b>PER Peru</b>								
	1559	GUILLEN Rosbil	8 AUG 1992	T11	Men's 5000m - T11	15:20.37	15:20.37	15:20.37
	Guide	ROJAS RAMOS Jose Luis	5 APR 1992					
	1559	GUILLEN Rosbil			Men's Marathon - T12	2:28:07	2:28:07	2:28:07
	Guide	ROJAS RAMOS Oliver Cristhian	3 FEB 1994					
	Guide	ROJAS RAMOS Jose Luis	5 APR 1992					
<b>Total Athletes: 1</b>								
<b>PHI Philippines</b>								
	1560	MANGLIWAN Jerrold Pete	17 OCT 1979	T52	Men's 100m - T52	18.65	19.16	18.65
					Men's 400m - T52	1:01.35	1:01.35	1:01.35
<b>Total Athletes: 1</b>								
<b>PLE Palestine</b>								
	1561	ALDEEB Fadi J S	1 SEP 1984	F55	Men's Shot Put - F55	8.84		
<b>Total Athletes: 1</b>								
<b>POL Poland</b>								
	1562	DERUS Michal	21 SEP 1990	T47	Men's 100m - T47	10.61	10.78	10.78
	1563	GORCZAK Bartosz	8 JAN 1988	F53	Men's Shot Put - F53	8.36	8.36	8.36
	1564	JACHIMOWICZ Robert	7 JUN 1967	F52	Men's Discus Throw - F52	21.44	20.13	20.13
	1566	KOSSAKOWSKI Aleksander	15 MAR 1994	T11	Men's 1500m - T11	4:08.34	4:17.32	4:08.34
	Guide	WASILEWSKI Krzysztof	1 APR 1994					
	1567	KOTKOWSKI Michal	8 DEC 1998	T37	Men's 200m - T37	23.12	23.25	23.25
					Men's 400m - T37	50.60	52.04	52.04
	1568	LEPIATO Maciej	18 AUG 1988	T44	Men's High Jump - T64	2.19	2.09	2.09
	1569	LIGEZA Damian	21 MAR 1987	F55	Men's Shot Put - F55	12.09	11.76	12.09
	1570	MAMCZARZ Lukasz	14 JUN 1988	T42	Men's High Jump - T63	1.82	1.78	1.80
	1571	MIROSLAW Jakub	8 AUG 2000	F37	Men's Shot Put - F37	14.39	13.96	14.39
	1572	PAULINSKI Tomasz	27 MAY 1989	F34	Men's Shot Put - F34	11.31	11.14	11.14
	1573	ROCKI Rafal	13 JUN 1976	F52	Men's Discus Throw - F52	19.51	18.43	18.43
	1574	STOLTMAN Lech	2 FEB 1985	F55	Men's Shot Put - F55	12.27	11.98	12.27
	1575	WIETECKI Marek	2 JUN 1983	F12	Men's Javelin Throw - F13	59.71	57.43	59.60
<b>Total Athletes: 13</b>								
<b>POR Portugal</b>								
	1581	BAESSA Sandro	29 MAR 1999	T20	Men's 1500m - T20	3:52.84	3:53.18	3:52.84



**Entry List by NPC**  
Liste d'inscriptions par CNP  
As of THU 29 AUG 2024

**Men**

NPC	Athlete Bib	Name	Date of Birth	Sport Class	Event	Personal Best	Season Best	Qualifying Best
	1582	BALDE Mamudo	7 FEB 2005	T54	Men's 100m - T54	13.80	13.80	13.80
					Men's 400m - T54	46.88	46.88	46.88
	1583	MONTEIRO Miguel	23 DEC 2000	F40	Men's Shot Put - F40	11.60	11.17	11.26

**Total Athletes: 3**

**QAT Qatar**

	1584	ARSHID Ali Radi	3 JAN 2004	T34	Men's 100m - T34	15.50	15.50	15.50
					Men's 800m - T34	1:42.46	1:42.46	1:42.46

**Total Athletes: 1**

**RPT Refugee Paralympic Team**

	1589	ABBARIKI Salman	21 SEP 1986	F34	Men's Shot Put - F34	10.91	9.03	9.03
	1590	ATANGANA Guillaume Junior	22 JAN 1999	T11	Men's 100m - T11	11.43	11.48	11.48
Guide		HARRISON Israel Malachi	17 AUG 2006					
	1590	ATANGANA Guillaume Junior			Men's 400m - T11	52.17	52.32	52.32
Guide		NYAMJUA Donard Ndim	10 JUN 1992					

**Total Athletes: 2**

**RSA South Africa**

	1591	BLOM Hermanus	21 JUL 1986	F12	Men's Shot Put - F12	15.15	15.15	15.15
	1592	DANIELS Paul	9 JUL 2002	T62	Men's 100m - T64	11.33	11.33	11.33
					Men's 400m - T62	51.24	51.24	51.24
	1593	du PLESSIS Daniel	4 NOV 1993	T62	Men's 100m - T64	11.29	11.48	11.48
					Men's 400m - T62	50.61	50.83	50.61
	1594	MABOTE Puseletso Michael	17 APR 2005	T63	Men's 100m - T63	12.04	12.04	12.04
					Men's Long Jump - T63	6.40	6.40	6.40
	1595	MAHLALELA Collen	20 DEC 1996	T47	Men's 400m - T47	48.66	48.66	48.66
	1596	MHLONGO Mpumelelo	22 MAR 1994	T44	Men's 100m - T44	11.00	11.24	11.24
					Men's 200m - T64	22.78	22.78	22.78
					Men's Long Jump - T64	7.07	7.03	7.03
	1597	NOEMDO Kerwin	12 SEP 1994	F46	Men's Shot Put - F46	16.13	16.13	16.13
	1598	PITSO Khumo Neo	3 FEB 2005	T46	Men's High Jump - T47	1.97	1.97	1.97
	1599	SMIT Jaco	5 MAR 1988	T12	Men's 100m - T12	11.00	11.04	11.00

**Total Athletes: 9**

**RWA Rwanda**

	1600	NIYIBIZI Emmanuel	3 JUL 1997	T46	Men's 1500m - T46	3:58.58	3:58.58	3:58.58
--	------	-------------------	------------	-----	-------------------	---------	---------	---------

**Total Athletes: 1**

**SEN Senegal**

	1601	DIOUF Youssoupha	31 DEC 1986	F57	Men's Javelin Throw - F57	46.20	45.42	45.42
--	------	------------------	-------------	-----	---------------------------	-------	-------	-------

**Total Athletes: 1**



**Entry List by NPC**  
Liste d'inscriptions par CNP  
As of THU 29 AUG 2024

**Men**

NPC	Athlete Bib	Name	Date of Birth	Sport Class	Event	Personal Best	Season Best	Qualifying Best
<b>SGP Singapore</b>								
	1602	NOORDIN Muhammad Diroy	25 FEB 1992	F40	Men's Shot Put - F40	10.02	10.02	10.02
<b>Total Athletes: 1</b>								
<b>SLE Sierra Leone</b>								
	1603	WYNDHAM George	23 MAR 1990	F57	Men's Javelin Throw - F57	11.77		
<b>Total Athletes: 1</b>								
<b>SLO Slovenia</b>								
	1604	PLANK Henrik	23 AUG 1974	F52	Men's Discus Throw - F52	16.68	13.83	13.83
<b>Total Athletes: 1</b>								
<b>SOL Solomon Islands</b>								
	1605	MAEFOLIA Cosmol	24 JUL 1996	F38	Men's Javelin Throw - F38	29.43		
<b>Total Athletes: 1</b>								
<b>SOM Somalia</b>								
	1606	OMAR Mahdi Abshir	4 MAY 1989	F57	Men's Shot Put - F57	5.97		
<b>Total Athletes: 1</b>								
<b>SRB Serbia</b>								
	1607	DIMITRIJEVIC Stefan	8 JUL 1989	F12	Men's Shot Put - F12	14.30	14.15	14.30
	1608	DIMITRIJEVIC Zeljko	4 JAN 1971	F51	Men's Club Throw - F51	35.29	34.43	34.43
	1609	DURIC Nebojsa	17 OCT 1987	F55	Men's Shot Put - F55	12.15	11.64	11.64
					Men's Discus Throw - F56	40.37	39.11	40.37
	1610	GRAOVAC Filip	21 APR 1984	F51	Men's Club Throw - F51	32.90	32.66	32.90
	1612	RADISIC Aleksandar	1 MAR 1984	F51	Men's Club Throw - F51	33.07	33.07	33.07
<b>Total Athletes: 5</b>								
<b>SRI Sri Lanka</b>								
	1613	GAMAGE Indika	11 OCT 1990	T44	Men's 100m - T44	11.63	11.75	11.63
	1614	HALGAHAWELA Palitha	6 SEP 1992	F42	Men's Shot Put - F63	14.27	14.27	14.27
	1616	KODITHUWAKKU Dulan	10 JUL 1990	F44	Men's Javelin Throw - F64	66.49	66.49	66.49
	1617	PUWAKPITIKANDE Pradeep	2 APR 1998	T46	Men's 1500m - T46	4:00.50	4:01.70	4:00.50
	1619	YODHA PEDIGE Anil Prasanna Jayalath	3 SEP 1985	T42	Men's 100m - T63	12.62	12.84	12.84
<b>Total Athletes: 5</b>								
<b>STP Sao Tome and Principe</b>								
	1620	ANJOS Alex	12 NOV 1990	T47	Men's 400m - T47	50.94		
<b>Total Athletes: 1</b>								



**Entry List by NPC**  
Liste d'inscriptions par CNP  
As of THU 29 AUG 2024

**Men**

NPC	Athlete Bib	Name	Date of Birth	Sport Class	Event	Personal Best	Season Best	Qualifying Best
<b>SUI Switzerland</b>								
	1621	BLUM Fabian	7 MAR 1995	T52	Men's 100m - T52	16.96	16.96	16.96
					Men's 400m - T52	1:02.89	1:03.34	1:02.89
	1622	BOESCH Beat	27 NOV 1971	T52	Men's 100m - T52	16.98	17.50	17.46
					Men's 400m - T52	1:02.11	1:03.67	1:03.44
	1623	HUG Marcel	16 JAN 1986	T54	Men's 800m - T54	1:27.76	1:29.46	1:27.76
					Men's 1500m - T54	2:43.37	2:44.91	2:43.37
					Men's 5000m - T54	9:13.81	9:13.81	9:13.81
					Men's Marathon - T54	1:15:33	1:15:33	1:15:33
<b>Total Athletes: 3</b>								
<b>SVK Slovakia</b>								
	1625	CUCHRAN Ladislav	4 AUG 1982	F54	Men's Javelin Throw - F54	30.28	28.41	29.47
	1626	KUREJA Marian	30 JUL 1980	F51	Men's Club Throw - F51	33.05	30.81	33.05
	1627	LACZKO Dusan	2 MAY 1983	F56	Men's Discus Throw - F56	43.03	41.82	43.03
<b>Total Athletes: 3</b>								
<b>SYR Syrian Arab Republic</b>								
	1628	ABDULSALAM Alaa	28 DEC 1993	F53	Men's Shot Put - F53	7.87	7.51	7.87
<b>Total Athletes: 1</b>								
<b>TAN United Republic of Tanzania</b>								
	1630	SHAWWAL Hilmy	29 SEP 1996	T54	Men's 100m - T54	15.85	15.85	
<b>Total Athletes: 1</b>								
<b>THA Thailand</b>								
	1631	ARSAE Masaberee	11 OCT 1998	T53	Men's 100m - T53	15.67	15.67	15.67
					Men's 400m - T53	49.01	50.27	50.11
					Men's 800m - T53	1:34.40	1:36.81	1:34.40
	1632	DAMMUNEE Jakkarin	20 APR 2000	T13	Men's 100m - T13	10.86	11.15	10.86
					Men's 400m - T13	49.41		49.41
	1633	KHAMTA Phalathip	21 AUG 2008	T63	Men's 100m - T63	12.77	12.77	12.77
	1634	KHONGRAK Putharet	9 OCT 1994	T54	Men's 400m - T54	46.44	46.91	46.54
					Men's 800m - T54	1:31.08	1:31.27	1:31.08
					Men's 1500m - T54	2:50.00	2:51.00	2:50.00
					Men's 5000m - T54	9:23.24	9:38.43	9:23.24
	1635	KONJEN Saichon	30 MAR 1983	T54	Men's 800m - T54	1:30.37	1:31.40	1:30.37
					Men's 1500m - T54	2:50.30	2:51.14	2:50.30
					Men's 5000m - T54	10:35.75	10:56.04	10:35.75
	1636	KRUNGGET Pichet	16 MAR 1975	T53	Men's 100m - T53	15.07	15.12	15.07
					Men's 400m - T53	48.35	48.39	48.35
					Men's 800m - T53	1:34.64	1:37.04	1:34.64



**Entry List by NPC**  
Liste d'inscriptions par CNP  
As of THU 29 AUG 2024

**Men**

NPC	Athlete Bib	Name	Date of Birth	Sport Class	Event	Personal Best	Season Best	Qualifying Best
	1637	PAENG-NUEA Athiwat	20 OCT 2002	T54	Men's 100m - T54	13.52	13.52	13.52
					Men's 400m - T54	44.62	44.74	44.62
					Men's 800m - T54	1:30.19	1:30.96	1:30.19
	1638	PAEYO Pongsakorn	1 DEC 1996	T53	Men's 100m - T53	14.20	14.85	14.51
					Men's 400m - T53	46.11	46.87	46.11
					Men's 800m - T53	1:32.10	1:33.11	1:32.25
	1639	RATTANA Chaiwat	28 MAY 1996	T34	Men's 100m - T34	14.98	14.98	14.98
					Men's 800m - T34	1:35.84	1:37.53	1:35.84
	1640	SIANGLAM Phiphatphong	4 OCT 1993	T54	Men's 100m - T54	14.25	14.63	14.54
					Men's 400m - T54	46.24	46.42	46.24
					Men's 1500m - T54	2:50.32	2:50.57	2:50.32
	1641	TISUWAN Kissanapong	3 OCT 1999	T12	Men's 400m - T12	50.49	50.77	50.49

**Total Athletes: 11**

**TLS Democratic Republic of Timor-Leste**

	1647	FREITAS Teofilo	5 MAY 1993	T38	Men's 400m - T38	53.14	55.86	55.05
					Men's 1500m - T38	4:21.75	4:22.82	4:21.75

**Total Athletes: 1**

**TOG Togo**

	1648	KANSA Ayao Severin	27 NOV 1997	T47	Men's High Jump - T47	1.79	1.79	
--	------	--------------------	-------------	-----	-----------------------	------	------	--

**Total Athletes: 1**

**TTO Trinidad and Tobago**

	1649	STEWART Akeem	4 JUL 1992	F43	Men's Discus Throw - F64	63.70	56.49	59.95
--	------	---------------	------------	-----	--------------------------	-------	-------	-------

**Total Athletes: 1**

**TUN Tunisia**

	1650	AGOUBI Bechir	7 MAY 1995	T46	Men's 1500m - T46	3:57.77	4:01.31	3:57.77
	1651	BEN MOSLAH Ahmed	6 JAN 1995	F37	Men's Shot Put - F37	15.96	15.40	15.96
	1652	BOUKHILI Wajdi	20 SEP 1998	T12	Men's Marathon - T12	2:22:01		2:22:01
	1653	CHIDA Mohamed Farhat	11 SEP 1982	T38	Men's Long Jump - T38	6.50	6.36	6.36
	1654	GHARBI Yassine	23 MAR 1990	T54	Men's 400m - T54	43.46	45.69	45.69
					Men's 800m - T54	1:30.59	1:32.55	1:32.55
					Men's 1500m - T54	2:54.18	2:59.29	2:59.29
	1655	GUENICHI Yassine	3 APR 1995	F36	Men's Shot Put - F36	16.86	16.33	16.86
	1656	JEBABLI Rouay	17 NOV 1997	T12	Men's 400m - T12	48.01	48.78	48.33
					Men's 1500m - T12	3:44.83	3:44.83	3:44.83
	1657	KHELIFI Mohamed Nidhal	12 AUG 1996	T53	Men's 100m - T53	14.81	14.81	14.81
					Men's 400m - T53	50.89	50.89	50.89
					Men's 800m - T53	1:44.02	1:44.02	1:44.02
	1658	KTILA Walid	20 JUL 1985	T34	Men's 100m - T34	14.46	14.91	14.91
					Men's 800m - T34	1:36.63	1:36.63	1:36.63



## Entry List by NPC

Liste d'inscriptions par CNP  
As of THU 29 AUG 2024

### Men

NPC	Athlete Bib	Name	Date of Birth	Sport Class	Event	Personal Best	Season Best	Qualifying Best
	1659	NASRALLAH Hatem	2 OCT 1991	T12	Men's Marathon - T12	2:25:01	2:22:01	2:25:01
	1660	SALHI Wassim	30 OCT 2003	F32	Men's Shot Put - F32	9.09	9.09	9.09
					Men's Club Throw - F32	36.32	36.32	36.32
	1661	SASSI Oussama	2 NOV 1995	F33	Men's Shot Put - F33	11.92	11.92	11.92
	1662	TISSAOUI Amen Allah	9 NOV 2004	T37	Men's 400m - T37	51.32	51.32	51.32
					Men's 1500m - T38	3:58.31	3:58.31	3:58.31

**Total Athletes: 13**

#### TUR Türkiye

	1668	AKBULUT Oguz	6 MAY 1992	T12	Men's 400m - T12	48.99	49.76	49.24
	1669	AL Mikail	2 AUG 2001	T13	Men's 1500m - T13	3:58.30	3:58.30	3:58.30
					Men's 5000m - T13	15:14.83	15:28.57	15:14.83
	1670	ATICI Muhammet	22 JUL 2002	F20	Men's Shot Put - F20	15.96	15.96	15.96
	1671	ILGAZ Abdullah	24 AUG 1998	T47	Men's High Jump - T47	1.93	1.93	1.93
	1672	KHALVANDI Muhammet	11 JAN 1990	F57	Men's Javelin Throw - F57	51.33	49.82	51.03

**Total Athletes: 5**

#### UAE United Arab Emirates

	1674	AL KAABI Mohammed	2 SEP 1996	F36	Men's Shot Put - F36	13.59	13.38	13.59
	1676	OTHMAN Mohamad	26 JAN 2004	T34	Men's 100m - T34	14.95	14.95	14.95
					Men's 800m - T34	1:42.76	1:42.76	1:42.76

**Total Athletes: 2**

#### UGA Uganda

	1677	EMONG David	10 SEP 1990	T46	Men's 1500m - T46	3:53.51	3:56.65	3:56.65
--	------	-------------	-------------	-----	-------------------	---------	---------	---------

**Total Athletes: 1**

#### UKR Ukraine

	1678	BILYI Vladyslav	26 NOV 1997	F38	Men's Javelin Throw - F38	55.34		49.08
	1679	DANYLIUK Roman	7 MAR 1993	F12	Men's Shot Put - F12	17.03		17.03
	1680	DOROSHENKO Oleksandr	1 SEP 1981	F38	Men's Javelin Throw - F38	54.87		48.86
	1681	KOVAL Maksym	26 DEC 1996	F20	Men's Shot Put - F20	17.57	17.40	17.57
	1682	LYTVYNNENKO Oleksandr	4 FEB 1990	T36	Men's 100m - T36	12.56	13.04	13.04
					Men's Long Jump - T36	5.68	5.66	5.68
	1683	NOVAK Roman	19 SEP 1988	F44	Men's Javelin Throw - F44	58.42		58.42
	1684	OKAPINSKYI Yaroslav	6 JUL 1999	T37	Men's 200m - T37	23.99	24.07	23.99
					Men's 400m - T37	52.23	54.09	52.23
	1685	PAVLYK Roman	1 DEC 1983	T36	Men's 100m - T36	12.26		13.01
					Men's Long Jump - T36	5.66		5.62
	1686	PONOMARENKO Volodymyr	22 OCT 1992	F12	Men's Shot Put - F12	15.92		15.92
	1687	RAISKYI Mykola	23 DEC 2006	T37	Men's 100m - T37	12.06	12.06	12.06
					Men's 200m - T37	23.87	23.87	23.87
					Men's 400m - T37	54.30	54.30	54.30



**Entry List by NPC**  
Liste d'inscriptions par CNP  
As of THU 29 AUG 2024

**Men**

NPC	Athlete Bib	Name	Date of Birth	Sport Class	Event	Personal Best	Season Best	Qualifying Best
	1688	TETIUKHIN Ivan	9 MAY 2005	T35	Men's 100m - T35	12.21	12.21	12.21
					Men's 200m - T35	24.93	24.93	24.93
	1689	TSVIETOV Ihor	2 MAR 1994	T35	Men's 100m - T35	11.47		11.78
					Men's 200m - T35	23.04		23.30
	1690	YAROVYI Oleksandr	27 JUN 1999	F20	Men's Shot Put - F20	17.30	17.30	17.30
	1691	ZAHREBELNYI Vladyslav	28 NOV 1991	T37	Men's 100m - T37	11.69		11.94
					Men's Long Jump - T37	6.59		6.10
	1692	ZHABNYAK Mykola	30 SEP 1979	F37	Men's Shot Put - F37	14.69	13.92	14.04
					Men's Discus Throw - F37	55.71	46.79	53.97

**Total Athletes: 15**

**USA United States of America**

		United States of America			4x100m Universal Relay		48.90	
	1698	BEST Korban	19 JUL 2003	T47	Men's 100m - T47	10.78	10.78	10.78
	1699	BLACKWELL Jaydin	16 MAR 2004	T38	Men's 100m - T38	10.72	10.72	10.72
					Men's 400m - T38	48.49	48.87	48.49
	1700	BLAIR David	25 SEP 1975	F44	Men's Discus Throw - F64	64.26	60.13	60.36
	1701	BRANNIGAN Michael	12 NOV 1996	T20	Men's 1500m - T20	3:45.50	3:47.97	3:47.97
	1702	CAMPBELL Jeremy	19 AUG 1987	F64	Men's Discus Throw - F64	65.86	62.98	62.98
	1703	CINNAMO Joshua	18 FEB 1981	F46	Men's Shot Put - F46	16.80	15.92	16.00
	1705	FRECH Ezra	11 MAY 2005	T63	Men's 100m - T63	12.26	12.26	12.26
					Men's High Jump - T63	1.97	1.97	1.97
					Men's Long Jump - T63	7.05	7.05	7.05
	1706	GOMEZ Joel	29 JUL 2003	T13	Men's 1500m - T13	3:50.80	3:53.65	3:50.80
	1707	GORE Jonathan	8 SEP 1994	T64	Men's 100m - T64	11.05	11.07	11.07
					Men's 200m - T64	22.60	23.01	23.01
	1708	GREWE Sam	10 JUN 1998	T63	Men's High Jump - T63	1.90	1.82	1.82
	1709	JACKSON Desmond	15 SEP 1999	T63	Men's 100m - T63	12.14	12.14	12.14
	1710	JEAN-PAUL Isaac	4 FEB 1993	T13	Men's 100m - T13	10.78	11.35	11.02
					Men's Long Jump - T13	7.28	6.74	7.10
	1711	LEEPER Blake	31 AUG 1989	T62	Men's 400m - T62	47.45	47.45	47.45
	1712	LOCCIDENT Derek	13 JUL 1998	T64	Men's 100m - T64	11.38	11.38	11.38
					Men's High Jump - T64	2.04	2.04	2.04
					Men's Long Jump - T64	8.13	8.13	8.13
					Men's Javelin Throw - F64	47.56	47.56	47.56
	1713	MALONE Noah	13 OCT 2001	T12	Men's 100m - T12	10.33	10.34	10.33
					Men's 400m - T12	47.93	49.91	49.91
	1714	MAYHUGH Nick	27 FEB 1996	T38	Men's 100m - T38	10.95	11.22	11.03
					Men's Long Jump - T38	6.19	6.19	6.19
	1715	MEDRANO Ryan	26 AUG 1997	T38	Men's 100m - T38	11.00	11.00	11.00
					Men's 400m - T38	50.53	50.53	50.53
					Men's Long Jump - T38	6.01	5.87	6.01
	1716	MERLE Leo	14 JAN 1998	T38	Men's 1500m - T38	4:06.13	4:06.47	4:06.13
	1717	MERRILL Trenten	18 MAY 1990	T64	Men's Long Jump - T64	7.75	7.62	7.62
	1718	PHONGSAVANH Justin	19 MAY 1997	F54	Men's Javelin Throw - F54	33.29	31.81	31.81



**Entry List by NPC**  
Liste d'inscriptions par CNP  
As of THU 29 AUG 2024

**Men**

NPC	Athlete Bib	Name	Date of Birth	Sport Class	Event	Personal Best	Season Best	Qualifying Best
	1719	PIKE Aaron	4 MAY 1986	T54	Men's 1500m - T54	2:54.97	2:55.88	2:55.88
					Men's 5000m - T54	10:00.27	10:16.48	10:16.48
					Men's Marathon - T54	1:20:59	1:28:35	1:27:34
	1720	ROMANCHUK Daniel	3 AUG 1998	T54	Men's 400m - T54	44.87	44.87	44.87
					Men's 800m - T54	1:28.64	1:28.64	1:28.64
					Men's 1500m - T54	2:50.86	2:54.65	2:54.65
					Men's 5000m - T54	9:39.54	9:39.54	9:39.54
					Men's Marathon - T54	1:20:37	1:20:37	1:20:37
	1721	SAMPLE Rayven	10 JUL 2002	T45	Men's 100m - T47	11.44	11.44	11.44
					Men's 400m - T47	49.36	49.46	49.46
	1722	SIEMANN Brian	7 OCT 1989	T53	Men's 100m - T53	14.83	14.91	14.91
					Men's 400m - T53	48.30	48.77	48.30
					Men's 800m - T53	1:34.62	1:38.14	1:36.65
					Men's 5000m - T54	10:09.51	10:18.17	10:18.17
					Men's Marathon - T54	1:26:46	1:31:45	1:31:45
	1723	TOWNSEND Roderick	1 JUL 1992	T46	Men's High Jump - T47	2.16	2.05	2.16
					Men's Long Jump - T47	7.43	6.99	7.31
	1724	WALLACE Jarryd	15 MAY 1990	T64	Men's Long Jump - T64	7.95	7.95	7.95
	1725	WOODHALL Hunter	17 FEB 1999	T62	Men's 100m - T64	10.75	10.75	10.75
					Men's 400m - T62	46.09	46.09	46.09

**Total Athletes: 27**

**UZB Uzbekistan**

	1731	AKHMEDOV Doniyorjon	29 NOV 1994	T13	Men's 100m - T13	11.14		11.35
					Men's Long Jump - T13	6.88	6.59	6.88
	1732	EGAMNAZAROV Urganchbek	21 APR 2000	T11	Men's 100m - T11	11.70	11.76	11.70
Guide		BAKHTIYOROV Sardor	15 AUG 1993					
	1732	EGAMNAZAROV Urganchbek			Men's 400m - T11	52.57	52.57	52.57
Guide		BAKHTIYOROV Sardor	15 AUG 1993					
					Men's Long Jump - T11	6.32	5.88	6.32
	1733	GIYAZOV Temurbek	15 MAR 1996	T44	Men's High Jump - T64	2.01	1.94	2.00
	1734	MARUFKHUJAEV Kudratillokhon	22 DEC 1999	F37	Men's Shot Put - F37	15.68	15.68	15.68
					Men's Discus Throw - F37	54.11	54.11	54.11
	1735	MURODULLOEV Marufjon	5 MAY 1996	T46	Men's 400m - T47	49.05	49.05	49.05
	1736	NORBEOV Khusniddin	23 MAY 1987	F35	Men's Shot Put - F35	17.32	16.37	16.78
	1737	ODILOV Yorkinbek	28 JUN 2000	F57	Men's Shot Put - F57	12.49	12.49	12.49
					Men's Javelin Throw - F57	49.39	46.84	49.39
	1738	OMONOV Bobirjon	11 OCT 2000	F41	Men's Shot Put - F41	14.73	14.11	14.73
	1739	RIKHSIMOV Mukhammad	11 JUL 1998	F42	Men's Shot Put - F63	14.52	14.48	14.52
	1740	SALIEV Doniyor	4 JUL 1994	T12	Men's Long Jump - T12	7.47	6.80	7.47
	1741	SULTONOV Elbek	31 DEC 1995	F12	Men's Shot Put - F12	15.94	14.49	15.42
	1742	TURGUNOV Izzat	7 OCT 1995	T36	Men's 100m - T36	12.38		12.38
					Men's 400m - T36	1:04.73		1:04.73
					Men's Long Jump - T36	5.75	5.57	5.75
	1743	YULDASHEV Tolibboy	4 SEP 2003	F37	Men's Shot Put - F37	14.62	14.58	14.62





**Entry List by NPC**  
Liste d'inscriptions par CNP  
As of THU 29 AUG 2024

**Men**

NPC	Athlete Bib	Name	Date of Birth	Sport Class	Event	Personal Best	Season Best	Qualifying Best
	1743	YULDASHEV Tolibboy			Men's Discus Throw - F37	51.98	51.98	51.98
<b>Total Athletes: 13</b>								
<b>VAN</b>	<b>Vanuatu</b>							
	1749	KAHU Ken	27 JUL 1999	F44	Men's Javelin Throw - F64	50.06	45.46	45.46
<b>Total Athletes: 1</b>								
<b>VEN</b>	<b>Venezuela</b>							
	1750	LOPEZ MORALES Luis Daniel	3 SEP 2001	T47	Men's 400m - T47	49.09	49.09	49.09
	1751	RODRIGUEZ BOLIVAR Luis Felipe	25 FEB 1993	T20	Men's 400m - T20	47.40	48.77	47.40
	1752	SANTOS GONZALEZ Enderson German	23 JUN 1987	T11	Men's 100m - T11	11.27	11.27	11.27
Guide		MAZA CARABALLO Eubrig Jose	6 DEC 1999					
	1752	SANTOS GONZALEZ Enderson German			Men's 400m - T11	52.03	52.03	52.03
Guide		MAZA CARABALLO Eubrig Jose	6 DEC 1999					
	1753	VARELA MEZA Edwars Alexander	21 MAY 1993	F37	Men's Discus Throw - F37	52.68	52.17	52.68
<b>Total Athletes: 4</b>								
<b>VIE</b>	<b>Vietnam</b>							
	1754	PHAM Nguyen Khanh Minh	11 JAN 1996	T12	Men's 400m - T12	49.92		50.17
<b>Total Athletes: 1</b>								
<b>YEM</b>	<b>Yemen</b>							
	1755	ALRAOAD Naseb Fateh Mohammed	20 MAY 1988	F57	Men's Shot Put - F57	7.09		
<b>Total Athletes: 1</b>								
<b>ZAM</b>	<b>Zambia</b>							
	1756	KATONGO Lassam	28 JAN 1987	T12	Men's 400m - T12	55.74		
<b>Total Athletes: 1</b>								
<b>ZIM</b>	<b>Zimbabwe</b>							
	1757	CHIGWEDERE Kudakwashe Paidamoyo	19 NOV 2002	T47	Men's 100m - T47	11.63	11.63	
<b>Total Athletes: 1</b>								



**Entry List by NPC**  
Liste d'inscriptions par CNP  
As of THU 29 AUG 2024

**Women**

NPC	Athlete Bib	Name	Date of Birth	Sport Class	Event	Personal Best	Season Best	Qualifying Best
<b>ALG Algeria</b>								
	2000	BENALLOU Bakhta	5 MAY 1990	F13	Women's Javelin Throw - F13	31.68	31.68	31.68
	2001	BOUDJADAR Asmahane	13 JUN 1980	F33	Women's Shot Put - F33	7.10	7.06	7.06
	2002	DJELAL Safia	4 MAR 1983	F57	Women's Shot Put - F57	11.62	11.62	11.62
					Women's Discus Throw - F57	31.23	30.49	31.23
	2003	GASMI Mounia	2 JUN 1990	F32	Women's Shot Put - F32	6.53	5.80	6.53
					Women's Club Throw - F32	25.85	24.58	24.58
	2004	HAMRI Lynda	8 FEB 1989	T12	Women's Long Jump - T12	5.71	5.25	5.25
	2005	MEDJMEDJ Nadia	20 MAR 1974	F56	Women's Javelin Throw - F56	21.00	18.10	19.39
	2006	SAIFI Nassima	29 OCT 1988	F57	Women's Shot Put - F57	11.18	10.66	10.66
					Women's Discus Throw - F57	42.05	33.90	34.22
<b>Total Athletes: 7</b>								
<b>ANG Angola</b>								
	2007	MOKO Juliana Ngleya	20 JUN 2000	T11	Women's 100m - T11	13.03	13.12	13.07
	Guide	SAPALO Abraao Abreu	20 FEB 2001					
	2007	MOKO Juliana Ngleya			Women's 200m - T11	26.91	27.81	26.91
	Guide	SAPALO Abraao Abreu	20 FEB 2001					
	2007	MOKO Juliana Ngleya			Women's 400m - T11	1:02.18	1:09.85	1:03.73
	Guide	SAPALO Abraao Abreu	20 FEB 2001					
<b>Total Athletes: 1</b>								
<b>ARG Argentina</b>								
	2008	BRIOZZI Teresita Daiana	2 OCT 1997	T47	Women's 200m - T47	26.42	26.55	26.42
					Women's 400m - T47	1:01.73	1:01.89	1:01.73
	2009	CASSE Sofia Valentina	9 APR 2006	T11	Women's Long Jump - T11	4.55	4.55	4.55
	2010	CERRUDO Candela	7 JUN 2000	T13	Women's 100m - T13	12.63	12.63	12.63
	2011	COPPOLA MOLINA Rosario Trinidad	22 SEP 2001	T11	Women's 100m - T11	14.37		14.48
	Guide	JASID Juan	27 FEB 1989					
					Women's Long Jump - T11	4.46	4.34	4.34
	2012	FERNANDEZ Marilu Romina	6 OCT 1985	F32	Women's Club Throw - F32	21.95	21.95	21.95
	2013	GONZALEZ Milagros del Valle	7 AUG 2003	T38	Women's 100m - T38	14.30	14.75	14.30
					Women's 400m - T38	1:07.24	1:07.24	1:07.24
	2014	IBANEZ Aldana Isabel	19 SEP 1997	T47	Women's 100m - T47	13.38		13.38
					Women's Long Jump - T47	5.28	5.28	5.28
	2015	MARTINEZ Yanina Andrea	24 DEC 1993	T36	Women's 100m - T36	14.09	15.45	14.40
	2016	ROTELA Araceli	3 JAN 2004	T36	Women's 100m - T36	14.49	14.58	14.49
					Women's 200m - T36	30.28	30.32	30.28
	2017	RUIZ DIAZ Antonella	28 DEC 1996	F41	Women's Shot Put - F41	9.89	9.28	9.89
					Women's Discus Throw - F41	28.55	28.55	28.55
	2018	TASSI SANCHEZ Karen Melanie	18 JUL 2000	F37	Women's Shot Put - F37	9.49	9.26	9.49
					Women's Discus Throw - F38	26.49	21.78	24.13
<b>Total Athletes: 11</b>								



**Entry List by NPC**  
Liste d'inscriptions par CNP  
As of THU 29 AUG 2024

**Women**

NPC	Athlete Bib	Name	Date of Birth	Sport Class	Event	Personal Best	Season Best	Qualifying Best
<b>AUS Australia</b>								
	2024	BALLARD Angela	6 JUN 1982	T53	Women's 400m - T53	54.17	56.73	56.64
					Women's 800m - T53	1:47.24	1:54.24	1:53.68
	2025	BLACKSMITH Telaya	3 DEC 2007	T20	Women's 400m - T20	58.95	58.95	58.95
					Women's Long Jump - T20	5.20	5.20	5.20
	2026	CLARKE Rhiannon	23 JUL 2002	T38	Women's 100m - T38	12.91	12.92	12.91
					Women's 400m - T38	1:02.36	1:03.03	1:02.36
	2027	CLIFTON-BLIGH Sarah	19 JAN 2004	F32	Women's Shot Put - F32	5.94	5.94	5.94
					Women's Club Throw - F32	16.59	16.59	16.59
	2028	COLMAN Annabelle	2 MAR 2004	T20	Women's 1500m - T20	4:40.58	4:40.58	4:40.58
	2029	CRASWELL Abby	17 JUL 2004	T36	Women's 100m - T36	14.42	14.42	14.42
	2030	CREES Dayna	19 MAR 2002	F34	Women's Shot Put - F34	6.26		6.26
					Women's Javelin Throw - F34	16.84	15.83	16.84
	2031	de ROZARIO Madison	24 NOV 1993	T53	Women's 1500m - T54	3:13.27	3:15.60	3:15.60
					Women's 5000m - T54	10:59.05	11:06.93	11:06.93
					Women's Marathon - T54	1:38:11	1:39:20	1:38:51
	2032	EDMISTON Sarah	8 SEP 1975	F44	Women's Discus Throw - F64	39.13	34.32	38.67
	2033	HOSE Ella	4 JUL 2005	F37	Women's Shot Put - F37	11.15	11.15	13.82
					Women's Discus Throw - F38	28.00	28.00	28.00
	2034	LITTLE Rosemary	27 AUG 1982	F32	Women's Shot Put - F32	6.33	6.13	6.33
					Women's Club Throw - F32	16.46	16.46	16.46
	2035	LOVELL Mali	3 JUN 2004	T36	Women's 100m - T36	14.68	14.68	14.68
					Women's 200m - T36	29.67	29.67	29.67
	2036	LOW Vanessa	17 JUL 1990	T61	Women's Long Jump - T63	5.33	5.33	5.33
	2037	PARDY Ella	22 DEC 1990	T38	Women's 100m - T38	12.96	13.20	12.96
	2038	SCHMIDT Samantha	10 OCT 2001	F38	Women's Discus Throw - F38	34.26	32.98	34.26
	2039	STRONG Maria	11 MAR 1971	F33	Women's Shot Put - F33	6.82	6.82	6.82
	2040	WALSH Sarah	14 JUL 1998	T64	Women's Long Jump - T64	5.49	5.14	5.30

**Total Athletes: 17**

**AUT Austria**

2046	EDER Natalija	6 AUG 1980	F12	Women's Javelin Throw - F13	40.49	38.52	38.52
------	---------------	------------	-----	-----------------------------	-------	-------	-------

**Total Athletes: 1**

**AZE Azerbaijan**

2047	VALIYEVA Lamiya	5 APR 2002	T13	Women's 100m - T13	11.89	11.94	11.89
				Women's 400m - T13	55.00	55.03	55.03

**Total Athletes: 1**

**BDI Burundi**

2048	MUSHIRANZIGO Adeline	10 JAN 2002	T47	Women's 400m - T47	1:10.12	1:27.98	
------	----------------------	-------------	-----	--------------------	---------	---------	--

**Total Athletes: 1**



**Entry List by NPC**  
Liste d'inscriptions par CNP  
As of THU 29 AUG 2024

**Women**

NPC	Athlete Bib	Name	Date of Birth	Sport Class	Event	Personal Best	Season Best	Qualifying Best
<b>BEL Belgium</b>								
	2049	BAYEKULA Lea	26 APR 1995	T54	Women's 100m - T54	15.63	15.63	15.63
					Women's 400m - T54	50.91	50.91	50.91
					Women's 800m - T54	1:44.06	1:44.06	1:44.06
	2050	MAENE Kiara	9 SEP 2005	T20	Women's 400m - T20	1:02.55	1:02.55	1:02.55
	2051	van KERM Selma	26 SEP 2006	T37	Women's 400m - T37	1:12.59	1:12.59	1:12.59
<b>Total Athletes: 3</b>								
<b>BEN Benin</b>								
	2052	HOUNDALOWAN Marina Charlotte	19 JUL 1984	F57	Women's Shot Put - F57	6.06	6.06	6.06
<b>Total Athletes: 1</b>								
<b>BER Bermuda</b>								
	2053	LEWIS Jessica Cooper	3 APR 1993	T53	Women's 100m - T53	16.12	16.12	16.12
					Women's 400m - T53	58.00	58.00	58.00
<b>Total Athletes: 1</b>								
<b>BOT Botswana</b>								
	2055	MAJAGA Gloria	26 AUG 2001	T13	Women's 100m - T13	13.41	13.41	13.41
					Women's 400m - T13	1:00.14	1:00.14	1:00.14
<b>Total Athletes: 1</b>								
<b>BRA Brazil</b>								
		Brazil			4x100m Universal Relay		48.25	
	2056	AUGUSTO da SILVA Maria Clara	5 JUN 2004	T47	Women's 100m - T47	12.59	12.79	12.59
					Women's 200m - T47	26.24	26.24	26.24
					Women's 400m - T47	58.49	59.20	58.49
	2057	BARROS da SILVA Clara Daniele	19 JAN 1998	T12	Women's 100m - T12	12.29	12.29	12.29
	Guide	ANDRADE Efraim	3 MAR 1999					
	2057	BARROS da SILVA Clara Daniele			Women's 200m - T12	25.64	25.64	25.64
	Guide	ANDRADE Efraim	3 MAR 1999					
	2057	BARROS da SILVA Clara Daniele			Women's 400m - T12	57.73	57.73	57.73
	Guide	ANDRADE Efraim	3 MAR 1999					
	2058	BOSCOLO CASTILHO GONCALV Giovanna	25 MAR 2002	F32	Women's Shot Put - F32	6.73	6.73	6.73
					Women's Club Throw - F32	26.25	26.25	26.25
	2059	BRITO OLIVEIRA Wanna Helena	12 JUL 1996	F32	Women's Shot Put - F32	7.85	7.85	7.85
					Women's Club Throw - F32	27.89	27.89	27.89
	2060	CAMPOS Izabela	11 APR 1981	F11	Women's Shot Put - F11	10.93	10.12	10.18
					Women's Discus Throw - F11	40.12	40.12	40.12
	2061	CASSIANO da SILVA Zileide	6 FEB 1998	T20	Women's Long Jump - T20	6.19	6.19	6.19
	2062	da SILVA Fernanda Yara	15 AUG 1986	T47	Women's 100m - T47	12.49		12.49
					Women's 200m - T47	25.69	25.76	25.69



## Entry List by NPC

Liste d'inscriptions par CNP  
As of THU 29 AUG 2024

### Women

NPC	Athlete Bib	Name	Date of Birth	Sport Class	Event	Personal Best	Season Best	Qualifying Best
	2062	da SILVA Fernanda Yara			Women's 400m - T47	56.89	57.35	56.89
	2063	da SILVA Julyana Cristina	1 MAY 1996	F57	Women's Shot Put - F57	10.31	10.31	10.31
					Women's Discus Throw - F57	30.50	27.52	27.69
	2064	da SILVA BARROS Antonia Keyla	20 SEP 1994	T20	Women's 400m - T20	57.11	57.78	57.11
					Women's 1500m - T20	4:26.93	4:31.81	4:26.93
	2065	da SILVA BRITO Samira	6 AUG 1989	T36	Women's 100m - T36	14.51	14.51	14.51
					Women's 200m - T36	30.45	30.79	30.45
	2066	de JESUS SANTOS Edneusa	28 JUL 1976	T12	Women's 1500m - T13	4:58.96	5:29.48	5:27.83
	Guide	SOUZA Alessandro	1 SEP 1984					
	2066	de JESUS SANTOS Edneusa			Women's Marathon - T12	3:00:48	3:01:23	3:01:23
	Guide	SOUZA Alessandro	1 SEP 1984					
	2067	de OLIVEIRA CORREA Alice	2 MAR 1996	T11	Women's Long Jump - T11	4.72	4.72	4.72
	2068	de SOUZA Vanessa Cristina	20 NOV 1989	T54	Women's 800m - T54	1:47.45	1:48.21	1:47.45
					Women's 1500m - T54	3:17.82	3:17.82	3:17.82
					Women's 5000m - T54	11:13.93	11:13.93	11:13.93
					Women's Marathon - T54	1:40:21	1:43:22	1:43:22
	2069	dos SANTOS Jhulia Karol	18 SEP 1991	T11	Women's 100m - T11	12.37	12.50	12.50
	Guide	SOUZA Patrick	10 SEP 2004					
	2069	dos SANTOS Jhulia Karol			Women's 400m - T11	57.89	57.89	57.89
	Guide	SOUZA Patrick	10 SEP 2004					
	2070	dos SANTOS ROCHA Aline	20 FEB 1991	T54	Women's 800m - T54	1:47.52	1:47.52	1:47.52
					Women's 1500m - T54	3:18.48	3:18.48	3:18.48
					Women's 5000m - T54	10:43.88	11:13.70	10:43.88
					Women's Marathon - T54	1:39:38	1:41:47	1:39:38
	2071	FELIX BARBOSA da SILVA Jardenia	9 SEP 2003	T20	Women's Long Jump - T20	5.86	5.86	5.86
	2072	FERREIRA SOARES Viviane	14 MAY 1996	T12	Women's 100m - T12	12.00	12.59	12.52
	Guide	VIEIRA de ALMEIDA JUNIOR Newton	3 FEB 1991					
	2072	FERREIRA SOARES Viviane			Women's 200m - T12	24.75	25.88	25.84
	Guide	VIEIRA de ALMEIDA JUNIOR Newton	3 FEB 1991					
	2073	GEBER dos SANTOS Jerusa	26 APR 1982	T11	Women's 100m - T11	11.83	11.93	11.83
	Guide	dos SANTOS GARCIA Gabriel Aparecido	2 OCT 1997					
	2073	GEBER dos SANTOS Jerusa			Women's 200m - T11	24.63	24.98	24.63
	Guide	dos SANTOS GARCIA Gabriel Aparecido	2 OCT 1997					
	2074	GOMES de AGUIAR Lorraine	15 AUG 1997	T12	Women's 100m - T12	12.25	12.32	12.25
	Guide	MARTINS RIBEIRO JUNIOR Fernando	4 APR 1993					
	2074	GOMES de AGUIAR Lorraine			Women's 200m - T12	25.09	25.09	25.09
	Guide	MARTINS RIBEIRO JUNIOR Fernando	4 APR 1993					
	2074	GOMES de AGUIAR Lorraine			Women's 400m - T12	57.46	57.46	57.46
	Guide	MARTINS RIBEIRO JUNIOR Fernando	4 APR 1993					
	2075	HIPOLITO Veronica	2 JUN 1996	T36	Women's 100m - T36	12.84	14.29	14.13
					Women's 200m - T36	27.49	31.35	31.35
	2076	MENDONCA FERREIRA Gabriela	21 MAY 1998	T13	Women's 100m - T13	12.50	12.59	12.59
	2077	MULLER Camila	29 DEC 1994	T11	Women's 400m - T11	1:09.98	1:09.98	1:09.98
	Guide	MARTINS AMADOR Vinicius	26 OCT 1990					



**Entry List by NPC**  
Liste d'inscriptions par CNP  
As of THU 29 AUG 2024

**Women**

NPC	Athlete Bib	Name	Date of Birth	Sport Class	Event	Personal Best	Season Best	Qualifying Best
	2077	MULLER Camila			Women's 1500m - T11	5:07.32	5:07.32	5:07.32
Guide		SILVA dos SANTOS Marcos Jose	28 AUG 2001					
	2078	NAHIRNEI Suzana	14 JUL 1994	F46	Women's Shot Put - F46	11.77	11.77	11.77
	2079	OLIVEIRA da NOBREGA Marivana	2 MAY 1990	F35	Women's Shot Put - F35	9.47	8.53	8.53
	2080	OLIVEIRA de LIMA Debora	29 APR 2001	T20	Women's Long Jump - T20	5.88	5.88	5.88
	2081	ROCHA MACHADO Raissa	17 MAY 1996	F56	Women's Javelin Throw - F56	24.80	24.22	24.22
	2082	RODRIGUES GOMES Elizabeth	15 JAN 1965	F53	Women's Shot Put - F54	7.75	7.64	7.75
					Women's Discus Throw - F53	18.45	18.45	18.45
	2083	SILVA SPOLADORE Lorena	19 DEC 1995	T11	Women's 100m - T11	12.02	12.20	12.13
Guide		COSTA OLIVEIRA Renato Ben Hur	11 JAN 1994					
	2083	SILVA SPOLADORE Lorena			Women's 200m - T11	24.82	24.82	24.82
Guide		COSTA OLIVEIRA Renato Ben Hur	11 JAN 1994					
					Women's Long Jump - T11	5.00	4.95	4.95
	2084	SIMPLICIO da SILVA Thalita Vitoria	20 AUG 1997	T11	Women's 200m - T11	24.88	24.95	24.88
Guide		VELOSO da SILVA Felipe	28 SEP 1987					
	2084	SIMPLICIO da SILVA Thalita Vitoria			Women's 400m - T11	56.60	57.45	56.60
Guide		VELOSO da SILVA Felipe	28 SEP 1987					
	2085	SOARES da SILVA Rayane	20 JAN 1997	T13	Women's 100m - T13	12.04	12.04	12.04
					Women's 400m - T13	55.90	55.90	55.90
	2086	SOARES GIACOMELLI Jessica Gabrieli	4 MAR 1999	T54	Women's 100m - T54	17.27	17.27	17.27
					Women's 400m - T54	55.73	55.88	55.73
					Women's 800m - T54	1:55.91	1:56.68	1:56.68
	2087	TEODORO Ketyla	18 NOV 1995	T12	Women's 400m - T12	57.88	59.37	59.01
Guide		ARCANJO Rodrigo	27 DEC 1993					

**Total Athletes: 32**

**BRN Bahrain**

	2093	ALOMARI Rooba	23 JAN 1991	F55	Women's Discus Throw - F55	23.69	23.53	23.69
--	------	---------------	-------------	-----	----------------------------	-------	-------	-------

**Total Athletes: 1**

**BUL Bulgaria**

	2094	ENEVA Stela	18 JUL 1975	F57	Women's Discus Throw - F57	39.84	29.79	29.79
--	------	-------------	-------------	-----	----------------------------	-------	-------	-------

**Total Athletes: 1**

**BUR Burkina Faso**

	2095	MONE Rahinatou	25 MAR 2003	T13	Women's 100m - T13	14.29	14.29	14.29
--	------	----------------	-------------	-----	--------------------	-------	-------	-------

**Total Athletes: 1**

**CAF Central African Republic**

	2096	NDAKARA Veronica	8 NOV 2000	F41	Women's Shot Put - F41	7.10	7.10	7.10
--	------	------------------	------------	-----	------------------------	------	------	------

**Total Athletes: 1**



**Entry List by NPC**  
Liste d'inscriptions par CNP  
As of THU 29 AUG 2024

**Women**

NPC	Athlete Bib	Name	Date of Birth	Sport Class	Event	Personal Best	Season Best	Qualifying Best
<b>CAN Canada</b>								
		Canada			4x100m Universal Relay		48.15	
	2097	BOLTON Charlotte	27 JUN 2003	F41	Women's Shot Put - F41	9.17	9.17	9.17
					Women's Discus Throw - F41	31.42	31.42	31.42
	2098	BORGELLA Bianca	10 JAN 2003	T13	Women's 100m - T13	11.92	11.92	11.92
	2099	FOESSEL Renee Danielle	30 MAY 1995	F38	Women's Discus Throw - F38	37.28	35.41	37.01
	2100	GAUNT Keegan	27 APR 2000	T13	Women's 400m - T13	1:02.20	1:02.20	1:02.20
					Women's 1500m - T13	4:41.62	4:46.86	4:42.17
	2101	HAASE Sheriauna	1 OCT 2006	T47	Women's 100m - T47	12.42	12.71	12.42
					Women's 200m - T47	25.55	25.55	25.55
	2102	HANES Julia	19 MAY 1995	F33	Women's Shot Put - F33	7.14	7.14	7.14
					Women's Javelin Throw - F33	15.36	15.36	15.36
	2103	PAPACONSTANTINO Marissa	13 OCT 1999	T64	Women's 100m - T64	12.90	13.01	12.90
					Women's 200m - T64	27.06	27.06	27.06
	2104	PEGG Katie	19 JUN 2004	F46	Women's Shot Put - F46	11.49	11.49	11.49
	2105	RENNEBERG Ashlyn	26 JAN 2005	F13	Women's Javelin Throw - F13	31.48	31.48	31.48
	2106	RUMMERY Amanda	7 AUG 1997	T46	Women's 400m - T46	57.99	57.99	57.99
		<b>Total Athletes: 10</b>						
<b>CGO Congo</b>								
	2112	NGANGA Mireille	12 JAN 1976	F56	Women's Shot Put - F56	5.45		5.45
					Women's Javelin Throw - F56	11.23		
		<b>Total Athletes: 1</b>						
<b>CHI Chile</b>								
	2113	CERNA Amanda	3 SEP 1998	T47	Women's 200m - T47	26.26	28.27	27.15
					Women's 400m - T47	59.25	1:01.80	59.71
	2114	MARDONES Francisca	24 SEP 1977	F54	Women's Shot Put - F54	8.33	7.17	7.44
		<b>Total Athletes: 2</b>						
<b>CHN People's Republic of China</b>								
		People's Republic of China			4x100m Universal Relay		45.54	
	2115	CHEN Zimo	15 DEC 2000	T38	Women's 100m - T38	13.01	13.24	13.01
					Women's 400m - T38	1:01.51	1:01.51	1:01.51
					Women's Long Jump - T38	4.99	4.79	4.99
	2116	DONG Feixia	17 MAR 1989	F55	Women's Discus Throw - F55	26.64	26.37	26.37
					Women's Javelin Throw - F55	16.88	15.49	15.72
	2117	GAO Fang	6 MAR 1988	T53	Women's 100m - T53	16.11	16.91	16.11
					Women's 400m - T53	53.88	55.78	53.88
					Women's 800m - T53	1:52.17	2:03.14	1:52.17
	2118	GUO Qianqian	13 APR 2004	T35	Women's 100m - T35	14.01	14.35	14.01
					Women's 200m - T35	29.77	29.77	29.77



## Entry List by NPC

Liste d'inscriptions par CNP  
As of THU 29 AUG 2024

### Women

NPC	Athlete Bib	Name	Date of Birth	Sport Class	Event	Personal Best	Season Best	Qualifying Best
	2119	HE Shanshan	13 AUG 1999	T11	Women's 400m - T11	59.86	1:00.32	59.86
	Guide	YOU Junjie	25 AUG 1996					
	2119	HE Shanshan			Women's 1500m - T11	4:34.12	4:34.12	4:34.12
	Guide	YOU Junjie	25 AUG 1996					
	2119	HE Shanshan			Women's Marathon - T12	3:01:08	3:09:51	3:01:08
	Guide	MOU Lichun	12 JAN 2001					
	Guide	YOU Junjie	25 AUG 1996					
	2120	JIANG Fenfen	19 SEP 1997	T37	Women's 100m - T37	13.17	13.26	13.26
					Women's 200m - T37	27.02	27.02	27.02
					Women's 400m - T37	1:01.36	1:02.26	1:02.48
	2121	LAN Hanyu	7 JUL 2007	T34	Women's 100m - T34	18.70	18.95	18.70
					Women's 800m - T34	2:04.99	2:04.99	2:04.99
	2122	LI Lu	9 DEC 1994	T46	Women's 100m - T47	12.50	13.15	12.51
					Women's 200m - T47	25.68	26.91	25.68
					Women's 400m - T47	57.23	59.69	58.13
	2123	LI Yingli	24 DEC 1997	F37	Women's Shot Put - F37	13.82	13.52	13.82
					Women's Discus Throw - F38	38.29	37.69	37.69
	2124	LIN Sitong	19 JUN 2000	F55	Women's Javelin Throw - F56	22.68	22.68	22.68
	2125	LIU Cuiqing	28 OCT 1991	T11	Women's 100m - T11	11.96	12.00	12.00
	Guide	CHEN Shengming	16 FEB 2004					
	2125	LIU Cuiqing			Women's 200m - T11	24.36	24.36	24.36
	Guide	CHEN Shengming	16 FEB 2004					
	2125	LIU Cuiqing			Women's 400m - T11	56.00	58.32	56.53
	Guide	CHEN Shengming	16 FEB 2004					
	2126	LIU Panpan	5 MAY 2001	T34	Women's 100m - T34	20.11	20.26	20.11
					Women's 800m - T34	2:05.69	2:05.69	2:05.69
	2127	MI Na	5 AUG 1986	F37	Women's Shot Put - F37	13.73	12.83	13.12
					Women's Discus Throw - F38	38.29	37.69	37.69
	2128	SHEN Yaqin	11 DEC 1990	T12	Women's 100m - T12	12.25	12.65	12.36
	Guide	LI Wen	4 APR 1992					
	2128	SHEN Yaqin			Women's 200m - T12	25.42	26.53	26.11
	Guide	LI Wen	4 APR 1992					
	2128	SHEN Yaqin			Women's 400m - T12	59.11	1:00.79	1:00.18
	Guide	LI Wen	4 APR 1992					
	2129	SHI Yiting	17 OCT 1997	T36	Women's 100m - T36	13.35	13.35	13.35
					Women's 200m - T36	28.06	28.06	28.06
	2130	TIAN Yajuan	17 NOV 1998	T54	Women's 400m - T54	52.03	54.92	52.03
					Women's 800m - T54	1:46.27	1:53.42	1:46.27
					Women's 1500m - T54	3:20.66	3:33.91	3:20.66
					Women's 5000m - T54	11:16.59	11:41.76	11:16.59
					Women's Marathon - T54	1:41:47		1:41:47
	2131	TIAN Yuxin	21 OCT 1999	F57	Women's Shot Put - F57	10.20	10.05	10.20
					Women's Discus Throw - F57	29.03	29.03	29.03
	2132	WANG Jun	30 JUN 1990	F35	Women's Shot Put - F35	13.91	12.06	12.06
	2133	WEN Xiaoyan	12 OCT 1997	T37	Women's 100m - T37	12.27	12.27	12.27





**Entry List by NPC**  
Liste d'inscriptions par CNP  
As of THU 29 AUG 2024

**Women**

NPC	Athlete Bib	Name	Date of Birth	Sport Class	Event	Personal Best	Season Best	Qualifying Best
	2133	WEN Xiaoyan			Women's 200m - T37	25.75	25.75	25.75
					Women's Long Jump - T37	5.45	5.42	5.45
	2134	WU Qing	25 MAR 1988	F33	Women's Shot Put - F33	7.54	7.54	7.54
	2135	XU Mian	10 SEP 1997	F57	Women's Shot Put - F57	11.06	10.93	11.06
					Women's Discus Throw - F57	31.55	31.55	31.55
	2136	XUE Enhui	6 SEP 1982	F11	Women's Shot Put - F12	11.28	11.00	11.21
					Women's Discus Throw - F11	40.58	40.24	40.24
	2137	YANG Yue	3 MAR 1983	F44	Women's Shot Put - F64	12.71	11.26	9.81
					Women's Discus Throw - F64	43.47	38.72	38.72
	2138	YAO Juan	18 JUL 1984	F44	Women's Shot Put - F64	13.14	12.50	11.86
					Women's Discus Throw - F64	44.73	43.09	43.09
	2139	ZHANG Jiamin	4 OCT 2000	F46	Women's Shot Put - F46	11.46	11.46	11.46
	2140	ZHANG Liangmin	12 OCT 1985	F11	Women's Shot Put - F12	12.29	9.15	10.57
					Women's Discus Throw - F11	40.83	38.62	40.12
	2141	ZHAO Yuping	1 JAN 1994	F12	Women's Shot Put - F12	12.87	12.71	12.78
					Women's Javelin Throw - F13	46.00	44.86	45.82
	2142	ZHOU Guohua	10 OCT 1990	T11	Women's 100m - T11	11.91	12.30	11.91
	Guide	GU Dengpu	9 AUG 1989					
					Women's Long Jump - T11	5.11	4.82	5.11
	2143	ZHOU Hongzhuan	12 DEC 1988	T53	Women's 100m - T53	16.45	16.88	16.88
					Women's 400m - T53	53.62	54.57	53.62
					Women's 800m - T53	1:47.45	1:56.54	1:49.51
					Women's Marathon - T54	1:41:57		1:41:57
	2144	ZHOU Xia	12 JUL 1999	T35	Women's 100m - T35	13.00	14.06	13.52
					Women's 200m - T35	27.17	29.45	28.08
	2145	ZHOU Zhaoqian	11 OCT 1997	T54	Women's 100m - T54	15.80	16.34	16.03
					Women's 400m - T54	53.36	53.91	53.36
					Women's 800m - T54	1:46.46	1:52.84	1:46.46
					Women's 1500m - T54	3:19.96	3:33.86	3:19.96
					Women's Marathon - T54	1:41:49		1:41:49
	2146	ZOU Lijuan	6 AUG 1994	F34	Women's Shot Put - F34	9.25	9.11	9.25
					Women's Javelin Throw - F34	22.28	21.22	21.59
	2147	ZUO Caiyun	7 FEB 1996	F34	Women's Shot Put - F34	7.24	7.24	7.24
					Women's Javelin Throw - F34	18.24	17.75	18.24

**Total Athletes: 33**

**CMR Cameroon**

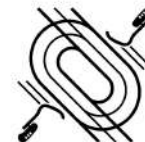
2153	MAWE FOKOA Arlette	22 FEB 1989	F57	Women's Shot Put - F57	9.49	9.20	9.49
				Women's Discus Throw - F57	26.32	25.52	25.61

**Total Athletes: 1**

**COD Democratic Republic of the Congo**

2154	NSENGA SALA Nancy	18 MAR 1989	F57	Women's Shot Put - F57	5.31		
------	-------------------	-------------	-----	------------------------	------	--	--

**Total Athletes: 1**



**Entry List by NPC**  
Liste d'inscriptions par CNP  
As of THU 29 AUG 2024

**Women**

NPC	Athlete Bib	Name	Date of Birth	Sport Class	Event	Personal Best	Season Best	Qualifying Best
<b>COL Colombia</b>								
	2155	BLANDON ESCOBAR Yasiris	13 AUG 1996	F13	Women's Javelin Throw - F13	28.05		28.05
	2156	BUITRAGO ARIZA Mayerli	4 NOV 1986	F41	Women's Shot Put - F41	9.95	9.95	9.95
					Women's Discus Throw - F41	24.75		23.80
	2157	CASTANO SALAZAR Erica Maria	9 OCT 1985	F55	Women's Discus Throw - F55	26.88	26.88	26.88
					Women's Javelin Throw - F56	17.88		16.69
	2158	HENAO SANCHEZ Maria Salome	26 APR 2006	F37	Women's Shot Put - F37	10.09	9.95	10.09
					Women's Discus Throw - F38	33.49	31.41	33.49
	2159	JIMENEZ SANCHEZ Darian Faisury	6 MAR 2000	T38	Women's 100m - T38	12.49	13.05	12.50
					Women's 400m - T38	1:00.17	1:04.37	1:04.37
	2160	MUNOZ NIETO Yesica Paola	5 JUL 2008	F40	Women's Shot Put - F40	6.72		6.72
	2161	MURILLO BENITEZ Maria Alejandra	30 OCT 2004	T20	Women's 400m - T20	56.25	59.94	56.25
					Women's Long Jump - T20	5.47	5.18	5.47
	2162	OSORIO Francy	2 JAN 1983	T12	Women's 1500m - T13	4:32.73	4:45.03	4:35.59
Guide		HIGUERA OCAMPO William Jair	30 DEC 1995					
	2163	PABON MAMIAN Angie Lizeth	16 JUL 1997	T11	Women's 100m - T11	12.29	12.51	12.29
Guide		ARIZALA OCORO Luis Dahir	4 MAY 1996					
	2163	PABON MAMIAN Angie Lizeth			Women's 200m - T11	26.02	26.53	26.53
Guide		ARIZALA OCORO Luis Dahir	4 MAY 1996					
	2163	PABON MAMIAN Angie Lizeth			Women's 400m - T11	57.46	58.59	58.22
Guide		ARIZALA OCORO Luis Dahir	4 MAY 1996					
	2164	PALOMEQUE MORENO Karen Tatiana	1 JUL 1994	T38	Women's 100m - T38	12.75	12.88	12.75
					Women's 400m - T38	59.40	59.40	59.40
					Women's Long Jump - T38	4.97	4.97	4.97
	2165	PAREDES MURIEL Yeniffer	4 JAN 1991	F57	Women's Discus Throw - F57	28.84	28.16	28.34
	2166	RESTREPO MUNOZ Yesenia Maria	3 JUN 1982	F11	Women's Discus Throw - F11	36.14	33.66	35.63
	2167	SALCEDO RODRIGUEZ Ionis Dayana	16 MAY 2004	T11	Women's 400m - T11	56.17	59.50	58.94
Guide		RANGEL PALMERA Niver	14 MAY 1994					
	2168	SALDARRIAGA HERNANDEZ Xiomara	8 AUG 2004	F38	Women's Discus Throw - F38	37.74	37.74	37.74

**Total Athletes: 14**

**CPV Cabo Verde**

	2174	OLIVEIRA LOPES Heidilene Patricia	12 JAN 1992	T12	Women's 100m - T12	13.57	14.13	13.57
Guide		DUARTE OLIVEIRA Jailson Manuel	3 NOV 1983					
	2174	OLIVEIRA LOPES Heidilene Patricia			Women's 200m - T12	27.75	29.45	27.75
Guide		DUARTE OLIVEIRA Jailson Manuel	3 NOV 1983					

**Total Athletes: 1**

**CRO Croatia**

	2175	PURKIC Ivana	13 SEP 1989	F38	Women's Discus Throw - F38	30.12	30.12	30.12
	2176	RISTOSKI Mikela	7 NOV 1989	T20	Women's Long Jump - T20	5.79	5.56	5.56

**Total Athletes: 2**



**Entry List by NPC**  
Liste d'inscriptions par CNP  
As of THU 29 AUG 2024

**Women**

NPC	Athlete Bib	Name	Date of Birth	Sport Class	Event	Personal Best	Season Best	Qualifying Best
<b>CUB Cuba</b>								
	2177	de LAS HERAS CHIBAS Noraivis	19 SEP 1964	F44	Women's Shot Put - F64	10.19	10.19	10.19
	2178	DURAND ELIAS Omara	26 NOV 1991	T12	Women's 100m - T12	11.40		11.62
	Guide	KINDELAN VARGAS Yuniol	17 JUN 1994					
	2178	DURAND ELIAS Omara			Women's 200m - T12	23.02		23.07
	Guide	KINDELAN VARGAS Yuniol	17 JUN 1994					
	2178	DURAND ELIAS Omara			Women's 400m - T12	51.77		52.82
	Guide	KINDELAN VARGAS Yuniol	17 JUN 1994					
	2179	FELIPA ISIS Hechavarría Ferrer	31 MAR 2004	T46	Women's Long Jump - T47	5.37	5.37	5.37
<b>Total Athletes: 3</b>								
<b>CZE Czechia</b>								
	2180	BERNA Eva	25 MAY 1986	F37	Women's Shot Put - F37	11.32	10.58	10.58
	2181	JAKSCHOVA Tereza	1 SEP 1995	T47	Women's 100m - T47	12.75	13.14	12.77
					Women's 200m - T47	26.38	27.23	26.38
	2182	LUXOVA Anna	28 MAY 1997	F35	Women's Shot Put - F35	8.94	8.94	8.94
	2183	OBROVA Miroslava	10 AUG 1975	F56	Women's Discus Throw - F57	20.80	20.09	20.80
					Women's Javelin Throw - F56	17.17	17.17	17.17
<b>Total Athletes: 4</b>								
<b>DEN Denmark</b>								
	2184	AAEN Emilie	25 NOV 2001	T63	Women's Long Jump - T63	4.73	4.73	4.73
	2185	NOERREMARK Bjoerk	25 SEP 2002	T47	Women's Long Jump - T47	5.64	5.64	5.64
<b>Total Athletes: 2</b>								
<b>DOM Dominican Republic</b>								
	2186	de la CRUZ SEVERINO Darlenys	2 MAY 2001	T12	Women's 100m - T12	12.02	12.43	12.02
	Guide	MEJIA NUNEZ Fary Sterlin	4 NOV 1999					
	2186	de la CRUZ SEVERINO Darlenys			Women's 200m - T12	25.03	25.08	25.03
	Guide	MEJIA NUNEZ Fary Sterlin	4 NOV 1999					
	2187	VIVENES PAULA Diana Carolina	1 NOV 2001	T20	Women's 400m - T20	58.07	58.07	58.07
					Women's Long Jump - T20	4.84		4.84
<b>Total Athletes: 2</b>								
<b>ECU Ecuador</b>								
	2188	ANGULO Lizanshela	21 MAR 2004	T20	Women's 400m - T20	56.68	56.68	56.68
	2189	LOPEZ MACAS Estefany Gisela	31 JAN 1992	F41	Women's Shot Put - F41	8.42	7.57	8.42
					Women's Discus Throw - F41	30.27	28.87	30.27
	2190	MENDES Anais	18 JAN 2000	F20	Women's Shot Put - F20	14.06		12.06
	2191	MENDES SANCHEZ Poleth Isamar	4 FEB 1996	F20	Women's Shot Put - F20	14.39	13.90	13.91
	2192	PADILLA Grecely	8 JAN 2001	F20	Women's Shot Put - F20	13.07	12.28	13.07
	2193	RODRIGUEZ Kiara	12 DEC 2002	T46	Women's 100m - T47	11.96	12.27	11.96



**Entry List by NPC**  
Liste d'inscriptions par CNP  
As of THU 29 AUG 2024

**Women**

NPC	Athlete Bib	Name	Date of Birth	Sport Class	Event	Personal Best	Season Best	Qualifying Best
	2193	RODRIGUEZ Kiara			Women's Long Jump - T47	6.23	6.17	6.23

**Total Athletes: 6**

**ESP Spain**

2194	ANDRES BARRIO Sara	21 AUG 1986	T62	Women's 100m - T64	12.78	12.81	12.78
				Women's Long Jump - T64	5.21	5.10	5.10
2195	BERGES GAMEZ Melani	28 MAY 1990	T12	Women's 100m - T12	12.58	12.64	12.58
Guide	DIAZ del CAMPO VELAZQUEZ Sergio	4 NOV 1997					
2195	BERGES GAMEZ Melani			Women's 200m - T12	25.87	25.94	25.87
Guide	DIAZ del CAMPO VELAZQUEZ Sergio	4 NOV 1997					
2196	CONGOST Elena	20 SEP 1987	T12	Women's Marathon - T12	3:01:43	3:05:08	3:05:08
Guide	CAROL BRUGUERA Mia	26 JUL 1967					
2197	FERNANDEZ ROLDAN Sara	5 DEC 1994	T12	Women's Long Jump - T12	5.01	4.93	4.93
2198	FOKOU TAKAM Sydney	10 MAR 2003	T12	Women's Long Jump - T12	4.93	4.93	4.93
2199	FOLGADO GARCIA Nagore	23 MAR 2004	T12	Women's 100m - T12	12.52	12.52	12.52
Guide	RAGA VARO Joan	5 AUG 1991					
2199	FOLGADO GARCIA Nagore			Women's 200m - T12	26.19	26.32	26.32
Guide	RAGA VARO Joan	5 AUG 1991					
2200	GARCIA FALAGAN Alba	16 FEB 2002	T11	Women's 100m - T11	12.75	14.81	12.75
Guide	FOLGADO MUNOZ Diego	11 MAY 2000					
				Women's Long Jump - T11	4.82	4.79	4.82
2201	IGLESIAS FORNEIRO Adiaratou	6 FEB 1999	T13	Women's 100m - T13	11.83		11.99
				Women's 400m - T13	55.53	58.42	58.42
2202	MARTINEZ Sara	26 FEB 1990	T12	Women's 400m - T12	1:05.52	1:05.59	1:05.59
Guide	del RIO RUIZ Jaime	18 AUG 1997					
				Women's Long Jump - T12	5.66	5.37	5.37
2203	PAREDES RODRIGUEZ Maria del Carmen	15 JAN 1963	T12	Women's Marathon - T12	2:59:22	3:10:48	3:10:48
Guide	SANCHEZ MARTIN Lorenzo	15 APR 1959					
2204	PINAR BATALLA Fiona	1 FEB 2003	T64	Women's 100m - T64	13.52	13.52	13.52
				Women's 200m - T64	27.96	27.96	27.96
2205	VILA BARGIELA Desiree	15 JUN 1998	T63	Women's Long Jump - T63	4.50	4.50	4.50

**Total Athletes: 12**

**ETH Ethiopia**

2211	MENIGSTU Tigist Gezahagn	12 MAR 2000	T13	Women's 1500m - T13	4:18.90	4:18.90	4:18.90
2212	TESFAW Yayesh Gate	28 FEB 1997	T11	Women's 1500m - T11	4:31.77	4:31.77	4:31.77
Guide	GIRMA Kindu Sisay	29 OCT 1993					

**Total Athletes: 2**

**FIJ Fiji**

2213	SEAU Selina	9 APR 1979	F64	Women's Shot Put - F64	7.38	7.38	7.38
2214	VATUNISOLO Naibili	31 OCT 1990	F42	Women's Shot Put - F64	9.05	9.05	9.05

**Total Athletes: 2**



**Entry List by NPC**  
Liste d'inscriptions par CNP  
As of THU 29 AUG 2024

**Women**

NPC	Athlete Bib	Name	Date of Birth	Sport Class	Event	Personal Best	Season Best	Qualifying Best
-----	----------------	------	---------------	----------------	-------	------------------	----------------	--------------------

**FIN Finland**

	2215	BERG Vilma	23 OCT 2002	T38	Women's 400m - T38	1:09.68	1:09.71	1:09.71
					Women's Long Jump - T38	4.40	4.37	4.40
	2216	HEIKKINEN Marjaana	19 APR 1967	F34	Women's Javelin Throw - F34	20.79	17.73	17.73
	2217	KOTAJA Amanda	3 JAN 1995	T54	Women's 100m - T54	15.36	15.53	15.36
					Women's 400m - T54	53.14	53.14	53.14
	2218	LOUNELA Iida	27 OCT 2003	T12	Women's 200m - T12	28.17	28.17	28.17
	Guide	LOUNELA Henrik	24 DEC 2006		Women's Long Jump - T12	5.19	5.00	5.19

**Total Athletes: 4**

**FRA France**

	2219	AGBLEMAGNON Gloria	10 DEC 1997	F20	Women's Shot Put - F20	13.90	13.71	13.71
	2220	BOULAGHEM Delya	26 JUL 1989	T11	Women's 100m - T11	13.08	13.08	13.08
	Guide	ACHI-YAO Harold Ernest	15 MAY 1997		Women's Long Jump - T11	4.53	4.53	4.53
	2221	DESFEUILLET Lola	21 FEB 2002	T38	Women's Long Jump - T38	4.73	4.73	4.73
	2222	FRANCOIS-ELIE Mandy	27 SEP 1989	T37	Women's 100m - T37	13.10	13.48	13.47
					Women's 200m - T37	27.24	28.08	28.08
					Women's Long Jump - T37	4.64	4.53	4.53
	2223	GANGLOFF Rosario	23 SEP 1964	T12	Women's Marathon - T12	3:08:09	3:08:09	3:08:09
	Guide	GANGLOFF Gilles	11 JUL 1964					
	Guide	LEROUX Mathieu	15 JAN 1991					
	2224	GENEST Manon	29 DEC 1992	T37	Women's Long Jump - T37	4.76	4.59	4.76
	2225	KEITA Nantenin	5 NOV 1984	T13	Women's 100m - T13	12.35	12.86	12.86
					Women's 400m - T13	55.78	57.03	57.03
	2226	LANZA Angelina	6 JUN 1993	T46	Women's 200m - T47	26.31	26.57	26.57
					Women's Long Jump - T47	5.49	5.47	5.47
	2227	NGOUSSOU NGOUYI Marie	2 DEC 2008	T46	Women's 100m - T47	12.48	12.48	12.48
					Women's 200m - T47	25.86	25.86	25.86
	2228	NOUCHET Alexandra	10 APR 1998	F63	Women's Shot Put - F64	10.64	10.64	10.64
	2229	PACE Sofia	19 DEC 1994	T38	Women's 100m - T38	13.90	13.90	13.90
					Women's 400m - T38	1:02.89	1:02.89	1:02.89
	2230	USTARITZ Laure	28 DEC 1995	T37	Women's 400m - T37	1:06.72	1:07.65	1:07.65

**Total Athletes: 12**

**GAB Gabon**

	2236	MENGUE PAMBO Audrey Fabiola	16 MAY 1989	F57	Women's Discus Throw - F57	11.10		
--	------	-----------------------------	-------------	-----	----------------------------	-------	--	--

**Total Athletes: 1**

**GAM Gambia**

	2237	SANNEH Fatou	14 FEB 1997	T54	Women's 100m - T54	23.68		
--	------	--------------	-------------	-----	--------------------	-------	--	--

**Total Athletes: 1**



**Entry List by NPC**  
Liste d'inscriptions par CNP  
As of THU 29 AUG 2024

**Women**

NPC	Athlete Bib	Name	Date of Birth	Sport Class	Event	Personal Best	Season Best	Qualifying Best
<b>GBR Great Britain</b>								
		Great Britain			4x100m Universal Relay		47.17	
	2238	ADENEGAN Kare	29 DEC 2000	T34	Women's 100m - T34	16.80	17.52	17.23
					Women's 800m - T34	1:55.88	1:56.63	1:55.88
	2239	ANDRE Fabienne	20 SEP 1996	T34	Women's 100m - T34	18.61	18.61	18.61
					Women's 800m - T34	2:01.39	2:01.39	2:01.39
	2240	ARNOLD Hollie	26 JUN 1994	F46	Women's Javelin Throw - F46	44.73	40.89	41.06
	2241	BREEN Olivia	26 JUL 1996	T38	Women's 100m - T38	12.83	12.94	12.94
					Women's Long Jump - T38	5.15	5.04	5.04
	2242	COCKROFT Hannah	30 JUL 1992	T34	Women's 100m - T34	16.31	16.67	16.31
					Women's 800m - T34	1:42.42	1:47.63	1:44.43
	2243	DOWN Maddie	7 OCT 2007	T38	Women's 100m - T38	12.97	12.97	12.97
					Women's Long Jump - T38	4.75	4.75	4.75
	2244	FORTUNE Sabrina	25 MAY 1997	F20	Women's Shot Put - F20	14.83	14.83	14.83
	2245	HAHN Sophie	23 JAN 1997	T38	Women's 100m - T38	12.38	12.55	12.55
	2246	KINGHORN Samantha	6 JAN 1996	T53	Women's 100m - T53	15.39	15.39	15.39
					Women's 400m - T53	51.40	51.40	51.40
					Women's 800m - T53	1:41.50	1:41.50	1:41.50
					Women's 1500m - T54	3:06.47	3:06.47	3:06.47
	2247	NICHOLSON Anna	13 APR 1995	F35	Women's Shot Put - F35	9.47	9.47	9.47
	2248	ODUWAIYE Funmi	15 JAN 2003	F44	Women's Shot Put - F64	11.82	11.82	11.82
					Women's Discus Throw - F64	35.95	35.95	35.95
	2249	OKOH Ndidikama	3 DEC 2002	T42	Women's 100m - T63	14.76	14.76	14.76
	2250	RAINBOW-COOPER Eden	17 MAY 2001	T54	Women's 1500m - T54	3:18.47	3:18.47	3:18.47
					Women's 5000m - T54	10:46.87	11:16.23	10:46.87
					Women's Marathon - T54	1:34:17	1:35:11	1:34:17
	2251	SMITH Ali	13 DEC 1988	T38	Women's 400m - T38	1:02.58	1:03.56	1:02.58
	2252	TAUNTON Hannah	31 MAY 1991	T20	Women's 1500m - T20	4:30.26	4:45.76	4:30.26
	2253	WOODS Melanie	12 AUG 1994	T54	Women's 400m - T54	53.96	53.96	53.96
					Women's 800m - T54	1:46.85	1:46.85	1:46.85
					Women's 1500m - T54	3:16.78	3:16.78	3:16.78

**Total Athletes: 16**

**GBS Guinea-Bissau**

	2259	DOMINGAS Na Brinbamde	15 MAY 2001	T11	Women's 100m - T11	17.54	17.54	
		Guide SEMEDO Klisman	16 FEB 1996					

**Total Athletes: 1**

**GER Germany**

	2260	AVE Lindy	9 JUL 1998	T38	Women's 100m - T38	12.77	13.21	13.21
					Women's 400m - T38	1:00.00	1:00.59	1:00.59
	2261	BENSUSAN Irmgard	24 JAN 1991	T44	Women's 100m - T64	12.72	13.09	12.93
					Women's 200m - T64	26.15	26.81	26.81



## Entry List by NPC

Liste d'inscriptions par CNP  
As of THU 29 AUG 2024

### Women

NPC	Athlete Bib	Name	Date of Birth	Sport Class	Event	Personal Best	Season Best	Qualifying Best
	2262	BROSE Friederike	8 MAR 2007	T38	Women's 100m - T38	13.73	13.73	13.73
					Women's Long Jump - T38	4.68	4.68	4.68
	2263	BURBULLA Laura	19 NOV 2004	T37	Women's 100m - T37	15.02	15.66	15.02
					Women's Long Jump - T37	4.16	4.15	4.16
	2264	FOERDER Isabelle	7 JUL 1979	T35	Women's 100m - T35	14.31	15.79	15.48
					Women's 200m - T35	30.91	33.87	33.56
	2265	HERRMANN Frances	22 JUN 1989	F34	Women's Javelin Throw - F34	18.94	17.79	17.79
	2266	KOSCHE Charleen	24 FEB 2001	F34	Women's Shot Put - F34	7.62	7.39	7.39
	2267	MARTIN WAGNER Lisa	27 FEB 1993	F44	Women's Shot Put - F64	10.44	10.44	10.44
	2268	MENJE Merle Marie	19 AUG 2004	T54	Women's 800m - T54	1:44.12	1:46.92	1:44.12
					Women's 1500m - T54	3:15.52	3:15.52	3:15.52
					Women's 5000m - T54	10:44.80	11:07.42	10:44.80
					Women's Marathon - T54	1:42:12	1:53:49	1:44:33
	2269	MOOS Nele	23 NOV 2001	T38	Women's 100m - T38	13.45	13.45	13.45
					Women's 400m - T38	1:01.49	1:01.49	1:01.49
					Women's Long Jump - T38	4.89	4.89	4.89
	2270	MUELLER-ROTTGARDT Katrin	15 JAN 1982	T12	Women's 100m - T12	11.99	12.37	12.35
Guide		FIENER Noel-Philippe	26 OCT 1997					
	2270	MUELLER-ROTTGARDT Katrin			Women's 200m - T12	24.29	25.61	25.31
Guide		FIENER Noel-Philippe	26 OCT 1997					
					Women's Long Jump - T12	5.49	5.28	5.28
	2271	NICOLEITZIK Nicole	1 AUG 1995	T36	Women's 100m - T36	14.49	15.01	14.73
					Women's 200m - T36	30.84	31.37	30.84
	2272	PETERSEN Lise	27 JUN 2005	F46	Women's Javelin Throw - F46	37.82	37.82	37.82
	2273	ROSS Jule	15 JUN 2006	T46	Women's 100m - T47	12.75	12.75	12.75
					Women's 200m - T47	26.46	26.46	26.46
					Women's 400m - T47	58.78	58.78	58.78
					Women's Long Jump - T47	5.28	5.28	5.28
	2274	VASKE Kim Marie	11 MAR 2005	T47	Women's 100m - T47	13.09	13.20	13.09
					Women's 200m - T47	27.27	27.27	27.27
					Women's Shot Put - F46	10.66	10.66	10.66
	2275	WILLING Martina	3 OCT 1959	F56	Women's Javelin Throw - F56	23.84	20.83	21.05

**Total Athletes: 16**

#### GHA Ghana

	2281	ISSAH Zinabu	6 MAR 1980	F57	Women's Shot Put - F57	8.46	8.46	8.46
					Women's Discus Throw - F57	27.27	27.27	27.27

**Total Athletes: 1**

#### GRE Greece

	2282	KERAMYDA Soutana	9 OCT 1989	F56	Women's Javelin Throw - F56	22.40	22.40	22.40
	2283	MANTHOPOULOU Lida Maria	14 JUN 2005	T38	Women's 100m - T38	12.62	12.62	12.62
	2284	MANTOUDI Zoi	21 DEC 1994	F20	Women's Shot Put - F20	13.55	12.94	13.12

**Total Athletes: 3**



**Entry List by NPC**  
Liste d'inscriptions par CNP  
As of THU 29 AUG 2024

**Women**

NPC	Athlete Bib	Name	Date of Birth	Sport Class	Event	Personal Best	Season Best	Qualifying Best
<b>GRN Grenada</b>								
	2285	CHARLES Ishona	15 MAY 1986	F46	Women's Shot Put - F46	8.06	8.06	8.06
					Women's Javelin Throw - F46	30.50		
<b>Total Athletes: 1</b>								
<b>GUA Guatemala</b>								
	2286	ESTEBAN VILLATORO Ericka Violeta	12 JUL 2001	T38	Women's 400m - T38	1:12.56	1:12.88	1:12.56
<b>Total Athletes: 1</b>								
<b>GUI Guinea</b>								
	2287	BANGOURA Kadiatou	25 MAY 1998	T46	Women's 200m - T47	28.25	28.72	
					Women's 400m - T47	1:02.66	1:03.56	1:02.66
<b>Total Athletes: 1</b>								
<b>HKG Hong Kong, China</b>								
	2288	YAM Kwok Fan	7 AUG 1997	T36	Women's 100m - T36	15.33	15.33	15.33
					Women's 200m - T36	32.84	32.84	32.84
<b>Total Athletes: 1</b>								
<b>HUN Hungary</b>								
	2289	BIACSI Bernadett	29 DEC 1985	T20	Women's 1500m - T20	4:37.93	4:46.61	4:46.61
	2290	BIACSI Ilona	29 DEC 1985	T20	Women's 1500m - T20	4:27.27	4:42.51	4:42.51
	2291	EKLER Luca	28 OCT 1998	T38	Women's 100m - T38	12.54	12.68	12.54
					Women's 400m - T38	59.74	1:00.63	59.74
					Women's Long Jump - T38	4.89	4.89	4.89
	2292	LUTERAN Petra	15 JUN 1997	T47	Women's 200m - T47	26.22	26.22	26.22
					Women's 400m - T47	58.35	58.35	58.35
					Women's Long Jump - T47	5.66	5.66	5.66
<b>Total Athletes: 4</b>								
<b>INA Indonesia</b>								
	2293	PUTRI Ni Made Arianti	4 FEB 1996	T12	Women's 100m - T12	12.52	12.77	12.52
		Guide LAKSONO Bayu Aji	8 MAY 1998					
	2294	TIARANI Karisma Evi	19 JAN 2001	T42	Women's 100m - T63	14.37	14.65	14.37
<b>Total Athletes: 2</b>								
<b>IND India</b>								
	2295	CHAUDHARY Bhavanaben Ajabaji	1 JUN 1998	F46	Women's Javelin Throw - F46	35.66	34.23	35.66
	2296	JADHAV Bhagyashri Mahavrao	24 MAY 1985	F34	Women's Shot Put - F34	7.80	7.80	7.80
	2297	JEEVANJI Deepthi	27 SEP 2003	T20	Women's 400m - T20	55.07	55.07	55.07
	2298	KARAMJYOTI Karam Jyoti	30 NOV 1987	F55	Women's Discus Throw - F55	21.55		20.99





**Entry List by NPC**  
Liste d'inscriptions par CNP  
As of THU 29 AUG 2024

**Women**

NPC	Athlete Bib	Name	Date of Birth	Sport Class	Event	Personal Best	Season Best	Qualifying Best
	2299	KASANA Sakshi	21 AUG 1996	F55	Women's Discus Throw - F55	22.06	21.45	22.06
	2300	LAKHANI Kanchan	13 MAR 1984	F53	Women's Discus Throw - F53	10.00	10.00	10.00
	2301	PAL Preethi	22 SEP 2000	T35	Women's 100m - T35	14.43	14.43	14.43
					Women's 200m - T35	30.30	30.30	30.30
	2302	RAJU Rakshitha	15 JAN 2001	T11	Women's 1500m - T11	5:16.13	5:16.13	5:16.13
	Guide	BALAKRISHNA Rahul	25 MAY 1991					
	2303	RAWAT Amisha	20 MAY 2003	F46	Women's Shot Put - F46	7.82		7.82
	2304	SIMRAN	9 NOV 1999	T12	Women's 100m - T12	12.13	12.35	12.13
	Guide	SINGH Abhay	15 JUN 2006					
	2304	SIMRAN			Women's 200m - T12	24.95	24.95	24.95
	Guide	SINGH Abhay	15 JUN 2006					

**Total Athletes: 10**

**IRI Islamic Republic of Iran**

	2310	HABIBI Parastoo	9 DEC 2002	F32	Women's Club Throw - F32	26.25	26.25	26.25
	2311	MOTAGHIAN MOAVI Hashemiyeh	22 MAY 1986	F56	Women's Javelin Throw - F56	24.76	22.74	22.95
	2312	SAFARZADEH GHADERIJANI Hajar	14 MAR 2000	T12	Women's 200m - T12	25.64	25.64	25.64
					Women's 400m - T12	57.56	57.56	57.56
	2313	SALEHI Elham	23 SEP 1980	F54	Women's Shot Put - F54	7.76	6.77	7.76
					Women's Javelin Throw - F54	17.08	16.61	17.08

**Total Athletes: 4**

**IRL Ireland**

	2314	BOCQUET Shauna	3 FEB 2004	T54	Women's 100m - T54	16.38	16.38	16.38
					Women's 1500m - T54	3:15.74	3:15.74	3:15.74
					Women's 5000m - T54	11:07.20	11:07.20	11:07.20
	2315	COMERFORD Orla	14 SEP 1997	T13	Women's 100m - T13	11.90	11.90	11.90
	2316	FITZGERALD Mary	11 AUG 1999	F40	Women's Shot Put - F40	8.87	8.87	8.87
	2317	STREIMIKYTE Greta	24 AUG 1995	T13	Women's 1500m - T13	4:29.33	4:35.84	4:29.39

**Total Athletes: 4**

**IRQ Iraq**

	2318	SUWAED Fatimah	3 MAR 2007	T35	Women's 100m - T35	14.68	14.68	14.68
					Women's 200m - T35	31.44	31.58	31.44

**Total Athletes: 1**

**ISL Iceland**

	2319	GARDARSDOTTIR Ingeborg Eide	15 MAY 1996	F37	Women's Shot Put - F37	9.83	9.83	13.82
--	------	-----------------------------	-------------	-----	------------------------	------	------	-------

**Total Athletes: 1**

**ITA Italy**

	2321	CAIRONI Martina	13 SEP 1989	T63	Women's 100m - T63	14.02	14.49	14.35
--	------	-----------------	-------------	-----	--------------------	-------	-------	-------



## Entry List by NPC

Liste d'inscriptions par CNP  
As of THU 29 AUG 2024

### Women

NPC	Athlete Bib	Name	Date of Birth	Sport Class	Event	Personal Best	Season Best	Qualifying Best
	2321	CAIRONI Martina			Women's Long Jump - T63	5.46	5.28	5.28
	2322	CONTRAFATTO Monica Graziana	9 MAR 1981	T63	Women's 100m - T63	14.41	14.41	14.41
	2323	DEDAJ Arjola	26 NOV 1981	T11	Women's 100m - T11	12.95	12.97	12.95
Guide		GALBIATI Alessandro	4 DEC 1998					
					Women's Long Jump - T11	4.68	4.51	4.68
	2324	FILIPPI Giuliana Chiara	16 SEP 2005	T64	Women's 100m - T64	13.56	13.56	13.56
					Women's Long Jump - T64	5.28	5.28	5.28
	2325	LEGNANTE Assunta	14 MAY 1978	F11	Women's Shot Put - F12	17.32	14.72	15.67
					Women's Discus Throw - F11	40.25	37.57	37.57
	2326	PETRILLO Valentina	2 OCT 1973	T12	Women's 200m - T12	25.77	25.99	25.77
					Women's 400m - T12	58.01	58.33	58.01
	2327	SABATINI Ambra	19 JAN 2002	T63	Women's 100m - T63	13.98	14.67	13.98

**Total Athletes: 7**

### JPN Japan

		Japan			4x100m Universal Relay		47.60	
	2328	KINA Tsubasa	18 MAY 1990	T54	Women's Marathon - T54	1:35:50	1:44:34	1:38:11
	2329	KITAURA Haruka	7 MAR 1992	T34	Women's 100m - T34	19.37	20.02	19.37
	2330	MAEGAWA Kaede	24 FEB 1998	T63	Women's 100m - T63	16.11	16.11	16.11
					Women's Long Jump - T63	4.66	4.66	4.66
	2331	MICHISHITA Misato	19 JAN 1977	T12	Women's Marathon - T12	2:54:13	3:04:44	3:04:44
Guide		YAMASHITA Katsutaka	17 AUG 1994					
Guide		SHIDA Jun	16 JUN 1973					
	2332	NAKANISHI Maya	3 JUN 1985	T64	Women's Long Jump - T64	5.70	5.25	5.38
	2333	ONIDANI Keiko	21 DEC 1994	F53	Women's Discus Throw - F53	14.49	14.49	14.49
	2334	ONODERA Moe	30 DEC 2003	T34	Women's 100m - T34	18.46	19.15	18.46
					Women's 800m - T34	2:15.77	2:17.18	2:15.77
	2335	SAITO Yukiko	2 AUG 1993	F46	Women's Shot Put - F46	12.47	11.72	11.72
	2336	SAKAI Sonomi	20 NOV 1996	T20	Women's Long Jump - T20	5.44	5.39	5.44
	2337	SASAKI Mana	2 SEP 1997	T13	Women's 400m - T13	57.66	58.43	58.02
	2338	SAWADA Uran	24 OCT 1990	T12	Women's 100m - T12	12.39	12.86	12.86
Guide		SHIOKAWA Ryuhei	18 NOV 1991					
					Women's Long Jump - T12	5.70	4.94	5.23
	2339	TAKAKUWA Saki	26 MAY 1992	T64	Women's 100m - T64	13.43	13.55	13.55
					Women's Long Jump - T64	5.27	4.79	4.99
	2340	TAKAMATSU Yuka	31 MAY 1993	T38	Women's 100m - T38	13.67	14.12	14.12
	2341	TOZAWA Tomomi	14 JAN 1999	T63	Women's 100m - T63	15.75	15.76	15.76
					Women's Long Jump - T63	4.82	4.82	4.82
	2342	TSUCHIDA Wakako	15 OCT 1974	T54	Women's Marathon - T54	1:34:06	1:44:22	1:37:59
	2343	TSUJI Sae	28 OCT 1994	T47	Women's 100m - T47	12.69	12.83	12.83
					Women's 400m - T47	58.45	1:00.19	59.09
	2344	YAMAMOTO Moeko	27 JAN 1998	T20	Women's 1500m - T20	4:47.85	4:55.95	4:51.27
	2345	YOSHIDA Ayano	31 DEC 2006	T34	Women's 100m - T34	19.78	19.78	19.78

**Total Athletes: 18**



**Entry List by NPC**  
Liste d'inscriptions par CNP  
As of THU 29 AUG 2024

**Women**

NPC	Athlete Bib	Name	Date of Birth	Sport Class	Event	Personal Best	Season Best	Qualifying Best
<b>KAZ Kazakhstan</b>								
	2351	ABILKHASSYMKYZY Saltanat	14 JAN 2000	T35	Women's 100m - T35	15.95	15.95	15.95
	2352	KAIYRZHANOVA Gulbakhyt	12 FEB 2000	F12	Women's Javelin Throw - F13	33.87	33.87	33.87
<b>Total Athletes: 2</b>								
<b>KEN Kenya</b>								
	2353	JEPKEMEI Priscah	28 FEB 1990	T11	Women's 1500m - T11	4:51.35	4:51.35	4:51.35
		Guide LAGAT Kenneth	2 JAN 1985					
	2354	KOECH Nancy Chelangat	16 APR 1995	T11	Women's 1500m - T11	4:42.12	5:00.83	4:46.55
		Guide ROTICH Geoffrey Kiplangat	6 FEB 1989					
	2355	NJOROGE Mary Waithera	3 JAN 1984	T11	Women's 1500m - T11	4:49.16	5:03.44	4:49.16
		Guide BOIT James	7 AUG 1984					
	2356	WANYOYI Sheilla	6 JAN 1998	F12	Women's Javelin Throw - F13	30.69	30.69	30.69
<b>Total Athletes: 4</b>								
<b>KGZ Kyrgyzstan</b>								
	2357	ZHUZBAEVA Gulnaz	12 OCT 1983	T11	Women's 1500m - T11	6:14.60	6:14.60	6:14.60
		Guide FERNAS Iuliia	20 OCT 1984					
<b>Total Athletes: 1</b>								
<b>KOR Republic of Korea</b>								
	2358	JEON Min Jae	12 JUL 1977	T36	Women's 100m - T36	14.68	15.21	15.12
					Women's 200m - T36	30.67	31.35	31.27
<b>Total Athletes: 1</b>								
<b>KSA Saudi Arabia</b>								
	2359	ALJUMAAH Sarah	14 JUL 1979	F34	Women's Shot Put - F34	6.47	6.47	6.47
<b>Total Athletes: 1</b>								
<b>LAT Latvia</b>								
	2361	KRUMINA Diana	4 FEB 1986	F55	Women's Discus Throw - F55	25.06	25.06	25.06
					Women's Javelin Throw - F56	27.07	24.79	25.81
<b>Total Athletes: 1</b>								
<b>LBA Libya</b>								
	2362	ALBAHLOUL Abraar	23 SEP 2009	F42	Women's Shot Put - F64	5.65	5.65	5.65
<b>Total Athletes: 1</b>								
<b>LBR Liberia</b>								
	2363	MYERS Angie	23 JUL 2004	F57	Women's Shot Put - F57	5.24	5.24	5.24
<b>Total Athletes: 1</b>								



## Entry List by NPC

Liste d'inscriptions par CNP  
As of THU 29 AUG 2024

### Women

NPC	Athlete Bib	Name	Date of Birth	Sport Class	Event	Personal Best	Season Best	Qualifying Best
<b>LES Lesotho</b>								
	2364	KHOTLELE Litsitso	8 MAR 1984	F44	Women's Shot Put - F64	7.17	7.13	7.13
					Women's Discus Throw - F64	24.07	22.75	23.98
<b>Total Athletes: 1</b>								
<b>LTU Lithuania</b>								
	2365	DOBROVOLSKAJA Oksana	6 FEB 1996	F11	Women's Discus Throw - F11	35.08	35.08	35.08
	2366	GARUNKSNYTE Ausra	18 JUN 1991	T12	Women's Marathon - T12	3:06:47		3:06:47
	Guide	MIKALAINIS Linas	19 FEB 1987					
	2367	VAINAUSKAITE Eivyde	4 OCT 2003	F46	Women's Shot Put - F46	9.45	9.45	9.45
<b>Total Athletes: 3</b>								
<b>LUX Luxembourg</b>								
	2368	KOHL Katrin	17 JAN 1996	T54	Women's 100m - T54	19.13	19.13	
<b>Total Athletes: 1</b>								
<b>MAC Macao, China</b>								
	2369	CHIO Hao Lei	27 FEB 2007	T20	Women's Long Jump - T20	4.27		
<b>Total Athletes: 1</b>								
<b>MAR Morocco</b>								
	2370	AMOUDI Saida	1 JAN 1980	F34	Women's Shot Put - F34	8.38	7.30	7.98
					Women's Javelin Throw - F34	16.92	15.64	15.97
	2371	EL GARAA Hayat	2 MAR 1996	F41	Women's Shot Put - F41	8.50	8.50	8.50
					Women's Discus Throw - F41	30.44	30.08	30.15
	2372	EL IDRISSE Fatima Ezzahra	19 JUL 1995	T12	Women's 1500m - T12	4:22:15	4:24:58	4:22:15
					Women's Marathon - T12	2:41:50	2:45:49	2:41:50
	2373	EL KAOUI Norelhouda	3 JAN 1983	F55	Women's Discus Throw - F55	22.63	22.63	22.63
	2374	EL KASSIOUI Fouzia	1 JAN 1992	F33	Women's Shot Put - F33	7.41	7.00	7.00
					Women's Javelin Throw - F34	15.71	15.71	15.71
	2375	EN-NOURHI Meryem	6 NOV 1990	T12	Women's Marathon - T12	2:58:34	2:58:34	2:58:34
	Guide	EL HARTI Abdelhadi	11 JUN 1982					
	2376	KARIM Youssra	26 MAR 1997	F41	Women's Shot Put - F41	9.92	9.07	9.07
					Women's Discus Throw - F41	37.66	37.66	37.66
	2377	OUBRAYM Oumaima	13 APR 1999	F32	Women's Club Throw - F32	25.26	23.23	25.26
<b>Total Athletes: 8</b>								
<b>MAW Malawi</b>								
	2378	NAGOLI Estere	26 JUN 2004	T12	Women's 200m - T12	32.14		
	Guide	PHIRI Charles Luciano	26 OCT 2002					
<b>Total Athletes: 1</b>								



**Entry List by NPC**  
Liste d'inscriptions par CNP  
As of THU 29 AUG 2024

**Women**

NPC	Athlete Bib	Name	Date of Birth	Sport Class	Event	Personal Best	Season Best	Qualifying Best
<b>MDV Maldives</b>								
	2380	IBRAHIM Fathimath	6 AUG 1991	T11	Women's 100m - T11	17.13	17.46	
<b>Total Athletes: 1</b>								
<b>MEX Mexico</b>								
	2381	CASTRO CASTRO Rosa Carolina	3 FEB 2002	F38	Women's Discus Throw - F38	36.17	36.17	36.17
	2382	COTA VERA Gilda Guadalupe	10 SEP 1989	F33	Women's Shot Put - F33	10.68	10.68	10.68
	2383	ESTRADA BERNAL Floralia	8 AUG 1990	F57	Women's Discus Throw - F57	31.10	29.99	31.10
	2384	GUERRERO CAZARES Rosa Maria	30 NOV 1984	F55	Women's Discus Throw - F55	27.17	25.80	27.17
	2385	JIMENEZ PERALTA Yessica de la Luz	19 JUN 2000	F56	Women's Javelin Throw - F56	19.32	17.27	18.23
	2386	LOZANO MENDEZ Kenya Nayeli	18 NOV 2002	F46	Women's Javelin Throw - F46	40.14	35.46	40.14
	2387	MACHADO PLATA Osiris Aneth	2 JAN 2004	F44	Women's Discus Throw - F64	41.81	41.81	41.81
	2388	MEJIA HERNANDEZ Pauleth	6 DEC 2004	F40	Women's Shot Put - F40	8.48	8.48	8.48
	2389	NAVARRO HERNANDEZ Maria Guadalupe	10 DEC 2006	F55	Women's Discus Throw - F55	22.63	22.63	22.63
					Women's Javelin Throw - F56	17.21	17.21	17.21
	2390	OCHOA DELGADO Leticia	4 MAR 1979	F52	Women's Discus Throw - F53	12.32		11.30
	2391	ORTIZ HERNANDEZ Maria de los Angel.	18 FEB 1973	F57	Women's Shot Put - F57	11.50	10.43	10.44
	2392	RODRIGUEZ SAAVEDRA Monica Olivia	14 JUN 1989	T11	Women's 1500m - T11	4:37.40	5:06.35	5:06.35
	Guide	RODRIGUEZ COMPARAN Pablo Jaciel	10 AUG 1990					
	2393	SALAS MARIN Maria Estela	25 MAY 1969	F53	Women's Discus Throw - F53	12.55	10.37	10.37
	2394	VELASCO MALDONADO Daniela Eugenia	24 AUG 1995	T12	Women's 400m - T12	58.33	1:02.50	1:02.13
	Guide	BELMAN ORTIZ Cesar Daniel	11 DEC 1993					
					Women's 1500m - T13	4:39.63	5:04.42	4:50.53
	2395	ZARZA GUADARRAMA Gloria	20 AUG 1984	F54	Women's Shot Put - F54	8.19	8.19	8.19
<b>Total Athletes: 15</b>								
<b>MLI Mali</b>								
	2401	COULIBALY Korotoumou	14 JUN 1983	F55	Women's Discus Throw - F55	19.58	19.58	19.58
					Women's Javelin Throw - F56	14.81	14.43	14.43
<b>Total Athletes: 1</b>								
<b>MNE Montenegro</b>								
	2402	RAJKOVIC Maja	26 MAY 1983	F54	Women's Javelin Throw - F54	14.24	13.37	14.24
<b>Total Athletes: 1</b>								
<b>MOZ Mozambique</b>								
	2403	GOVERNO Edmilisa	28 FEB 1998	T13	Women's 400m - T13	55.50	1:00.51	1:00.51
<b>Total Athletes: 1</b>								
<b>MRI Mauritius</b>								
	2404	ALPHONSE Noemi	23 NOV 1995	T54	Women's 100m - T54	15.62	15.84	15.62
					Women's 400m - T54	52.70	52.70	52.70



## Entry List by NPC

Liste d'inscriptions par CNP  
As of THU 29 AUG 2024

### Women

NPC	Athlete Bib	Name	Date of Birth	Sport Class	Event	Personal Best	Season Best	Qualifying Best
	2404	ALPHONSE Noemi			Women's 800m - T54	1:45.29	1:45.98	1:45.29
					Women's Marathon - T54	1:45:09	1:45:09	1:45:09
	2405	ANGELINE Anais	18 APR 1999	T37	Women's Long Jump - T37	4.52	4.52	4.52
	2406	PERRINE Marie Desirella Brandy	8 SEP 1998	T54	Women's 100m - T54	16.29	16.36	16.29

Total Athletes: 3

### NAM Namibia

	2407	ISHITILE Lahja	21 JUL 1997	T11	Women's 100m - T11	12.23	12.23	12.23
		Guide SHIMANDA Sem	22 APR 1994					
	2407	ISHITILE Lahja			Women's 200m - T11	25.35	25.35	25.35
		Guide KAMUARUUMA Sydney	3 MAR 1994					
	2407	ISHITILE Lahja			Women's 400m - T11	57.18	57.30	57.18
		Guide SHIMANDA Sem	22 APR 1994					

Total Athletes: 1

### NED Netherlands

	2408	ALKEMADE Kimberly	29 MAR 1990	T64	Women's 100m - T64	12.46	12.46	12.46
					Women's 200m - T64	25.29	25.29	25.29
	2409	BAARS Lara	23 DEC 1996	F40	Women's Shot Put - F40	9.36	9.36	9.36
	2410	BOUTHOOORN Cheyenne	8 DEC 1997	T36	Women's 100m - T36	14.65	14.65	14.65
					Women's 200m - T36	30.48	30.48	30.48
	2411	HENDRIKS Kiki	18 SEP 2000	T62	Women's Long Jump - T64	5.44	5.44	5.44
	2412	JONG Fleur	17 DEC 1995	T62	Women's 100m - T64	12.35	12.35	12.35
					Women's Long Jump - T64	6.74	6.53	6.74
	2413	ROORDA Noelle	19 MAY 2000	F46	Women's Javelin Throw - F46	42.10	42.10	42.10
	2414	TEMMINK Zara	24 NOV 2004	T13	Women's 100m - T13	12.46	12.46	12.46
	2415	TIMMER Nienke	10 FEB 1998	T35	Women's 100m - T35	15.30	15.41	15.30
	2416	van GANSEWINKEL Marlene	11 MAR 1995	T64	Women's 100m - T64	12.55	12.55	12.55
					Women's 200m - T64	25.73	25.73	25.73
					Women's Long Jump - T64	5.82	5.60	5.66

Total Athletes: 9

### NGR Nigeria

	2417	BABALOLA Hannah	23 SEP 1988	T54	Women's 100m - T54	16.70	17.34	17.34
					Women's 400m - T54	56.44	56.44	56.44
	2418	NWACHUKWU Goodness Chiemerie	6 OCT 1998	F42	Women's Shot Put - F64	11.64		11.64
	2419	ONYE Lauritta	4 JAN 1984	F40	Women's Shot Put - F40	9.02		9.02
	2420	UGWUNWA Flora	26 JUN 1984	F54	Women's Shot Put - F54	6.84	6.75	6.75
					Women's Javelin Throw - F54	20.25	19.33	19.33

Total Athletes: 4

### NOR Norway

	2421	NESSE Ida	19 OCT 1992	F44	Women's Shot Put - F64	10.00	10.00	10.00
--	------	-----------	-------------	-----	------------------------	-------	-------	-------



**Entry List by NPC**  
Liste d'inscriptions par CNP  
As of THU 29 AUG 2024

**Women**

NPC	Athlete Bib	Name	Date of Birth	Sport Class	Event	Personal Best	Season Best	Qualifying Best
	2421	NESSE Ida			Women's Discus Throw - F64	35.83	34.44	34.44

Total Athletes: 1

**NPA Neutral Paralympic Athletes**

2422	BOGACHEVA Mariia	26 APR 1977	F54	Women's Shot Put - F54	7.83	7.22	7.22
				Women's Javelin Throw - F54	16.10	15.34	15.78
2423	DABRAVOLSKAYA Lizaveta	21 APR 2002	F13	Women's Javelin Throw - F13	38.99	38.44	38.44
2424	GALAKTIONOVA Evgeniia	12 APR 2000	F32	Women's Shot Put - F32	7.83	6.97	7.83
				Women's Club Throw - F32	21.40	20.08	21.40
2425	GONCHAROVA Margarita	14 MAR 1991	T38	Women's 100m - T38	12.98	12.98	12.98
				Women's 400m - T38	1:00.14	1:00.61	1:00.61
				Women's Long Jump - T38	5.82	5.63	5.77
2426	GORLOVA Elena	13 APR 1981	F51	Women's Discus Throw - F53	13.15	12.81	12.81
2427	IVANOVA Daria	3 OCT 1989	F35	Women's Shot Put - F35	8.21	8.21	8.21
2428	KRIVENOK Svetlana	19 MAR 1998	F33	Women's Shot Put - F33	7.49	7.49	7.49
2429	KULINICH-SOROKINA Anna	27 JUN 1992	T12	Women's 200m - T12	24.73	26.58	26.58
Guide	GONCHAROV Iliia	12 OCT 1997					
2429	KULINICH-SOROKINA Anna			Women's 400m - T12	58.52	59.14	59.14
Guide	GONCHAROV Iliia	12 OCT 1997					
				Women's Javelin Throw - F13	42.66	33.80	33.80
2430	MIRONOVA Svetlana	24 FEB 1995	F20	Women's Shot Put - F20	14.26	14.26	14.26
2431	PAUTOVA Elena	22 JAN 1986	T13	Women's 1500m - T13	4:36.38	4:55.56	4:55.56
2432	RUCHKINA Aleksandra	1 JUL 1997	T20	Women's Long Jump - T20	5.69	5.42	5.42
2433	SAFAROVA Nargiza	15 FEB 1998	F32	Women's Shot Put - F32	5.89	5.89	5.89
				Women's Club Throw - F32	15.15	15.15	15.15
2434	SHAKH Elena	2 JUN 1997	F11	Women's Discus Throw - F11	35.63	34.21	35.63
2435	SLANOVA Viktoriia	10 MAR 1997	T37	Women's 100m - T37	13.48	13.48	13.48
				Women's 200m - T37	28.35	28.35	28.35
				Women's 400m - T37	1:05.46	1:05.46	1:05.48
2436	SOLOVEVA Anastasiia	23 APR 1997	T47	Women's 200m - T47	25.50	25.81	25.81
				Women's 400m - T47	57.27	58.78	58.78
2437	TRETIKOVA Elena	3 MAY 1992	T37	Women's 100m - T37	14.47	14.47	14.47
				Women's Long Jump - T37	4.46	4.46	4.46
2438	ULIANENKO Mariia	23 AUG 1997	T13	Women's 400m - T13	58.56	59.58	59.12
2439	VERTINSKAYA Irina	17 SEP 1984	F37	Women's Shot Put - F37	13.22	13.22	13.82
				Women's Discus Throw - F38	29.59	29.30	29.30
2440	VETOKHINA Ekaterina	18 SEP 1997	F57	Women's Shot Put - F57	8.54	8.54	8.54
				Women's Discus Throw - F57	27.04	27.04	27.04
2441	ZAITSEVA Aleksandra	15 JAN 1999	F20	Women's Shot Put - F20	13.60	13.60	13.60

Total Athletes: 20

**NZL New Zealand**

2447	AITCHISON Danielle	16 AUG 2001	T36	Women's 100m - T36	13.41	13.41	13.41
				Women's 200m - T36	27.47	27.47	27.47



**Entry List by NPC**  
Liste d'inscriptions par CNP  
As of THU 29 AUG 2024

**Women**

NPC	Athlete Bib	Name	Date of Birth	Sport Class	Event	Personal Best	Season Best	Qualifying Best
	2448	GRIMALDI Anna	12 FEB 1997	T47	Women's 100m - T47	12.31	12.35	12.31
					Women's 200m - T47	25.95	25.95	25.95
					Women's Long Jump - T47	5.96	5.84	5.96
	2449	ROBINSON Holly	10 DEC 1994	F46	Women's Shot Put - F46	12.25	12.25	12.25
					Women's Javelin Throw - F46	45.73	36.83	38.97
	2450	STEVEN Anna	31 AUG 2000	T64	Women's 200m - T64	28.60	29.51	28.79
<b>Total Athletes: 4</b>								
<b>OMA</b>	<b>Oman</b>							
	2451	AL ANBURI Sara	11 OCT 1992	F40	Women's Shot Put - F40	5.74	4.41	4.41
<b>Total Athletes: 1</b>								
<b>PAN</b>	<b>Panama</b>							
	2453	VALDES ROMERO Iveth del Rosario	13 AUG 1977	F55	Women's Discus Throw - F55	15.51	15.51	15.51
					Women's Javelin Throw - F56	15.63	14.44	14.44
<b>Total Athletes: 1</b>								
<b>PAR</b>	<b>Paraguay</b>							
	2454	TILLNER GALEANO Melissa Nair	26 JUN 2000	T12	Women's 100m - T12	14.77	15.92	
		Guide DUARTE ADORNO Victor	20 JUN 1989					
	2454	TILLNER GALEANO Melissa Nair			Women's 200m - T12	32.24	34.39	
		Guide DUARTE ADORNO Victor	20 JUN 1989					
<b>Total Athletes: 1</b>								
<b>PER</b>	<b>Peru</b>							
	2455	MAMANI QUISPE Neri Roxana	14 JUN 1998	T11	Women's 1500m - T11	5:01.46	5:01.46	5:01.46
		Guide CUSI HUAMAN Aldo Milagro	12 SEP 1998					
<b>Total Athletes: 1</b>								
<b>PHI</b>	<b>Philippines</b>							
	2456	ASUSANO Cendy	7 APR 1990	F54	Women's Javelin Throw - F54	15.04	14.63	15.04
<b>Total Athletes: 1</b>								
<b>POL</b>	<b>Poland</b>							
	2457	BIEGANOWSKA-ZAJAC Barbara	1 SEP 1981	T20	Women's 1500m - T20	4:23.37	4:27.36	4:27.36
	2458	KIBIL Jagoda	15 AUG 1999	T35	Women's 100m - T35	15.23	15.23	15.23
					Women's 200m - T35	31.38	31.38	31.38
	2459	KORNOBYS Lucyna	17 FEB 1978	F34	Women's Shot Put - F34	8.80	8.30	8.59
	2460	KOTLOWSKA Faustyna	24 MAR 2001	F64	Women's Shot Put - F64	10.55	10.07	10.55
					Women's Discus Throw - F64	40.39	40.39	40.39
	2461	KOZAKOWSKA Roza	26 AUG 1989	F32	Women's Shot Put - F32	7.53	7.53	7.53
					Women's Club Throw - F32	28.77	28.77	28.77





**Entry List by NPC**  
Liste d'inscriptions par CNP  
As of THU 29 AUG 2024

**Women**

NPC	Athlete Bib	Name	Date of Birth	Sport Class	Event	Personal Best	Season Best	Qualifying Best
	2462	KUCHARCZYK Karolina	24 APR 1991	T20	Women's Long Jump - T20	6.21		6.08
	2463	MALISZEWSKA Klaudia	28 JAN 1992	F35	Women's Shot Put - F35	8.81	8.81	8.81
	2464	MAZUR Joanna	13 MAR 1990	T11	Women's 400m - T11	59.05	1:02.43	1:02.43
		Guide STAWICKI Michal	5 JUL 1984					
	2464	MAZUR Joanna			Women's 1500m - T11	4:47.14	4:54.99	4:47.14
		Guide STAWICKI Michal	5 JUL 1984					
	2465	OLEKSIUK Joanna	14 JUL 1992	F33	Women's Shot Put - F33	7.10	7.10	7.10
	2466	RENECKA Ingrid	15 SEP 2004	T35	Women's 100m - T35	15.36	15.36	15.36
					Women's 200m - T35	32.32	32.32	32.32
	2467	SLIWINSKA Renata	5 SEP 1996	F40	Women's Shot Put - F40	9.35	8.60	8.60
					Women's Discus Throw - F41	24.77	23.98	24.73
	2468	TRENER-WIERCIAK Anna	31 MAR 1991	T38	Women's Long Jump - T38	5.25	5.09	5.20
<b>Total Athletes: 12</b>								
<b>POR</b>	<b>Portugal</b>							
	2474	DUARTE Carolina	8 JAN 1990	T13	Women's 400m - T13	54.72	54.72	54.72
	2475	FILIPE Ana	28 AUG 1999	T20	Women's Long Jump - T20	5.49	5.47	5.47
	2476	PAIM Carina	3 MAY 1999	T20	Women's 400m - T20	57.29	58.28	57.91
<b>Total Athletes: 3</b>								
<b>PUR</b>	<b>Puerto Rico</b>							
	2477	DIAZ COLON Yaimillie Marie	11 JAN 2004	T64	Women's 100m - T64	13.97	13.98	13.97
					Women's 200m - T64	28.92	28.92	28.92
	2478	VAZQUEZ COLLAZO Amaris Sofia	17 DEC 2004	T64	Women's 100m - T64	14.69	15.20	14.69
					Women's 200m - T64	30.57		30.57
					Women's Long Jump - T64	4.57	3.59	4.57
<b>Total Athletes: 2</b>								
<b>QAT</b>	<b>Qatar</b>							
	2479	MASOUD Sara Hamdi	14 AUG 1986	F33	Women's Shot Put - F33	5.53	5.40	5.40
<b>Total Athletes: 1</b>								
<b>RSA</b>	<b>South Africa</b>							
	2482	ABRAHAMS Tezna Kirstin	15 DEC 1995	T44	Women's 200m - T64	31.45	31.45	31.45
					Women's Long Jump - T64	4.60	4.60	4.60
	2483	COETZEE Louzanne	18 APR 1993	T11	Women's 1500m - T11	4:40.96	4:50.78	4:48.13
		Guide BADENHORST Erasmus	11 MAY 1995					
	2483	COETZEE Louzanne			Women's Marathon - T12	3:11:13		3:27:13
		Guide KEMPEN Claus	24 MAR 1984					
	2484	GOUWS Liezel	28 DEC 1998	T37	Women's 400m - T37	1:05.95	1:07.40	1:08.23
					Women's Long Jump - T37	4.32	4.32	4.32
	2485	JAMES Sheryl	11 FEB 1986	T37	Women's 100m - T37	13.53	13.65	13.57
					Women's 200m - T37	27.57	28.05	27.64



**Entry List by NPC**  
Liste d'inscriptions par CNP  
As of THU 29 AUG 2024

**Women**

NPC	Athlete Bib	Name	Date of Birth	Sport Class	Event	Personal Best	Season Best	Qualifying Best
	2485	JAMES Sheryl			Women's 400m - T37	1:03.38	1:03.38	1:05.83
	2486	KRUGER Simone	14 JAN 2005	F38	Women's Discus Throw - F38	38.82	38.82	38.82
	2487	van der MERWE Yane	25 JAN 2000	F44	Women's Discus Throw - F64	33.30	33.30	33.30

**Total Athletes: 6**

**SRB Serbia**

	2488	SOKOLOV Saska	15 MAY 1995	T46	Women's 100m - T47	12.25	12.54	12.33
					Women's 200m - T47	25.24	25.37	25.37
					Women's Shot Put - F46	11.05	11.05	11.05
					Women's Javelin Throw - F46	40.45	40.45	40.45

**Total Athletes: 1**

**SRI Sri Lanka**

	2489	WICKRAMASINGHA Janani	21 JUL 2005	T47	Women's Long Jump - T47	5.23	5.23	5.23
--	------	-----------------------	-------------	-----	-------------------------	------	------	------

**Total Athletes: 1**

**SUI Switzerland**

	2490	DEBRUNNER Catherine	11 APR 1995	T53	Women's 100m - T53	15.25	15.29	15.25
					Women's 400m - T53	49.43	49.43	49.43
					Women's 800m - T53	1:37.96	1:37.96	1:37.96
					Women's 1500m - T54	3:05.41	3:05.41	3:05.41
					Women's 5000m - T54	10:29.56	10:29.56	10:29.56
					Women's Marathon - T54	1:34:16	1:38:54	1:34:16
	2491	EACHUS Patricia	26 SEP 1989	T54	Women's 800m - T54	1:44.11	1:44.11	1:44.11
					Women's 1500m - T54	3:14.81	3:14.81	3:14.81
					Women's 5000m - T54	10:44.18	11:06.49	10:44.18
					Women's Marathon - T54	1:40:22	1:40:22	1:40:22
	2492	HELBLING Alexandra	25 OCT 1993	T54	Women's 100m - T54	16.52	16.52	16.52
					Women's 400m - T54	54.04	54.04	54.04
	2493	KRATTER Elena	5 JUL 1996	T63	Women's 100m - T63	15.02	15.18	15.13
					Women's Long Jump - T63	5.06	4.77	4.91
	2494	MUSSINELLI Licia	14 DEC 2000	T54	Women's 100m - T54	16.42	16.42	16.42
					Women's 400m - T54	55.55	55.55	55.55
	2495	RAHMANI Abassia	2 JUL 1992	T62	Women's 100m - T64	13.09	13.09	13.09
	2496	SCHAER Manuela	5 DEC 1984	T54	Women's 400m - T54	51.64	51.64	51.64
					Women's 800m - T54	1:41.47	1:43.36	1:42.25
					Women's 1500m - T54	3:06.05	3:06.05	3:06.05
					Women's 5000m - T54	10:25.24	10:25.24	10:25.24
					Women's Marathon - T54	1:28:17	1:36:41	1:34:17

**Total Athletes: 7**

**TGA Tonga**

	2497	FALEMAKA Meleane Vasitai Leaaepeni	7 APR 1991	F37	Women's Discus Throw - F38	16.51	16.51	
--	------	------------------------------------	------------	-----	----------------------------	-------	-------	--

**Total Athletes: 1**



**Entry List by NPC**  
Liste d'inscriptions par CNP  
As of THU 29 AUG 2024

**Women**

NPC	Athlete Bib	Name	Date of Birth	Sport Class	Event	Personal Best	Season Best	Qualifying Best
<b>THA Thailand</b>								
	2498	CHIMPAEN Aorawan	2 JUL 2002	T37	Women's 100m - T37	14.86	14.99	14.99
					Women's 200m - T37	30.77	31.09	30.77
	2499	INTHACHOT Sasirawan	1 JAN 2003	T47	Women's 100m - T47	12.71	13.13	12.71
					Women's 200m - T47	25.13	26.89	25.13
	2500	KAISING Orawan	31 MAR 2002	T20	Women's 400m - T20	59.00	1:01.83	59.00
	2501	TANOMWONG Suneeporn	29 JUN 1988	T11	Women's 400m - T11	1:00.18	1:00.18	1:00.18
	Guide	THONGJAMROON Chaiwat	25 APR 2000					

**Total Athletes: 4**

**TPE Chinese Taipei**

	2502	LIU Ya-Ting	2 AUG 1991	F12	Women's Javelin Throw - F13	36.98	32.36	33.40
--	------	-------------	------------	-----	-----------------------------	-------	-------	-------

**Total Athletes: 1**

**TUN Tunisia**

	2503	AMAIMIA Fathia	5 SEP 1989	F41	Women's Discus Throw - F41	29.04	28.00	28.00
	2504	AZAIEZ Jihen	6 FEB 2003	F46	Women's Shot Put - F46	11.26	11.26	11.26
	2505	BAHI Neda	1 JAN 1992	T37	Women's 400m - T37	1:03.71	1:07.40	1:07.40
	2506	BELHAJ SALEM Nourhein	6 JUL 2003	F40	Women's Shot Put - F40	9.08	8.11	8.11
	2507	BEN JEMAA Yousra	22 AUG 1986	F34	Women's Javelin Throw - F34	19.36	17.83	17.83
	2508	BEN KOELLEB Samar	15 NOV 1995	F41	Women's Shot Put - F41	9.31	9.23	9.31
					Women's Discus Throw - F41	28.43	27.34	27.86
	2509	BEN MBAREK Sawsen	3 JAN 1993	F34	Women's Shot Put - F34	7.31	7.31	7.31
					Women's Javelin Throw - F34	14.60	14.31	14.60
	2510	BOUSAID Somaya	5 MAY 1980	T13	Women's 1500m - T13	4:21.45	4:34.74	4:30.98
	2511	IBRAHMI Maroua	19 SEP 1988	F32	Women's Shot Put - F32	6.25	6.21	6.21
					Women's Club Throw - F32	27.98	26.60	27.01
	2512	JEBALI Raja	2 AUG 1997	F40	Women's Shot Put - F40	8.82	8.66	8.66
	2513	NAYLI Saida	25 OCT 1992	F32	Women's Shot Put - F32	6.36	6.25	6.36
	2514	TLILI Raoua	5 OCT 1989	F41	Women's Shot Put - F41	10.55	10.15	10.36
					Women's Discus Throw - F41	37.91	35.69	37.00

**Total Athletes: 12**

**TUR Türkiye**

	2520	ALTIN Fatma Damla	18 OCT 2002	T20	Women's Long Jump - T20	5.62	5.62	5.62
	2521	BAYRAK Esra	25 DEC 1998	T20	Women's Long Jump - T20	5.57	5.45	5.57
	2522	CIRIT Rabia	16 APR 1998	F40	Women's Shot Put - F40	8.14	7.90	7.90
	2523	DEMIRKAPU Serap	2 JAN 2000	F12	Women's Shot Put - F12	10.94	10.94	10.94
					Women's Javelin Throw - F13	31.82	31.82	31.82
	2524	DOGANGUN Hamide	25 DEC 1993	T53	Women's 100m - T53	16.47	16.62	16.47
					Women's 400m - T53	54.29	57.44	54.29
					Women's 800m - T53	1:48.94	2:00.98	1:50.38
	2525	KESKIN Ebrar	24 JAN 2007	F20	Women's Shot Put - F20	13.82	13.82	13.82



## Entry List by NPC

Liste d'inscriptions par CNP  
As of THU 29 AUG 2024

### Women

NPC	Athlete Bib	Name	Date of Birth	Sport Class	Event	Personal Best	Season Best	Qualifying Best
	2526	ONDER Aysel	24 JUN 2005	T20	Women's 400m - T20	55.19	55.19	55.19
	2527	TASDELEN Reyhan	29 SEP 2007	T20	Women's Long Jump - T20	5.42	5.42	5.42
	2528	TIRIKLI Busra Nur	7 DEC 1994	F11	Women's Discus Throw - F11	34.12	30.27	30.27
	2529	YILDIRIM Eda	1 MAR 2003	F20	Women's Shot Put - F20	12.45	12.44	12.44

Total Athletes: 10

#### UAE United Arab Emirates

2535	ALKAABI Thekra	9 NOV 2001	F32	Women's Shot Put - F32	4.71	4.54	4.69
				Women's Club Throw - F32	21.36	20.38	21.36
2536	ALKTEBI Noura	3 DEC 1992	F32	Women's Shot Put - F32	6.49	5.94	6.11
				Women's Club Throw - F32	22.14	20.97	22.14
2537	ALZEYUODI Maryam	2 AUG 1995	F40	Women's Shot Put - F40	8.49	8.49	8.49
				Women's Discus Throw - F41	22.26	22.26	22.26

Total Athletes: 3

#### UGA Uganda

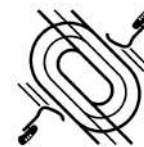
2538	OROMA Peace	6 JUN 1996	T13	Women's 400m - T13	59.09	1:00.37	59.52
				Women's 1500m - T13	4:39.59	4:40.78	4:39.59

Total Athletes: 1

#### UKR Ukraine

2539	BOTURCHUK Oksana	12 SEP 1984	T12	Women's 100m - T12	11.96	12.44	12.44
Guide	BARABANOV Mykyta	26 MAY 2001					
2539	BOTURCHUK Oksana			Women's 200m - T12	23.65	25.65	25.65
Guide	BARABANOV Mykyta	26 MAY 2001					
2539	BOTURCHUK Oksana			Women's 400m - T12	53.14	57.33	57.33
Guide	BARABANOV Mykyta	26 MAY 2001					
2540	DANYLINA Liudmyla	11 SEP 1985	T20	Women's 1500m - T20	4:28.78	4:46.79	4:32.93
2541	KOBZAR Nataliia	19 JAN 2000	T37	Women's 100m - T37	13.37		14.32
				Women's 200m - T37	27.34	28.18	27.34
				Women's 400m - T37	1:01.33	1:01.33	1:06.19
2542	MOSKALENKO Anastasiia	16 AUG 2000	F32	Women's Shot Put - F32	7.76	7.76	7.76
				Women's Club Throw - F32	24.73	23.78	23.95
2543	MYSNYK Anastasiia	19 FEB 1991	F20	Women's Shot Put - F20	14.16	12.82	13.56
2544	OVSII Zoia	30 AUG 1994	F51	Women's Discus Throw - F53	14.37	14.07	14.10
2545	PIVEN Svitlana	4 DEC 1994	F20	Women's Shot Put - F20	12.28	12.28	12.28
2546	POMAZAN Mariia	15 OCT 1988	F35	Women's Shot Put - F35	13.59		12.84
2547	SHPACHYNSKA Viktoriia	7 JAN 1987	F20	Women's Shot Put - F20	13.87	13.32	13.32
2548	SHPATKIVSKA Mariia	8 JUN 2000	F46	Women's Shot Put - F46	11.79	11.79	11.79
2549	SHULIAR Yuliia	12 AUG 1997	T20	Women's 400m - T20	56.18		56.25
2550	ZUBKOVSKA Oksana	15 JUL 1981	T12	Women's Long Jump - T12	6.60		5.78

Total Athletes: 12



## Entry List by NPC

Liste d'inscriptions par CNP  
As of THU 29 AUG 2024

### Women

NPC	Athlete Bib	Name	Date of Birth	Sport Class	Event	Personal Best	Season Best	Qualifying Best
<b>USA</b>	<b>United States of America</b>							
		United States of America			4x100m Universal Relay		48.90	
	2556	AYANBEKU Femita	30 JUN 1992	T64	Women's 100m - T64	13.33	13.33	13.33
	2557	BOUNDS Kaitlin	9 NOV 1991	T20	Women's 1500m - T20	4:45.56	4:46.82	4:45.56
	2558	CAREY Annie	2 OCT 2004	T44	Women's 100m - T64	13.35	13.35	13.35
					Women's 200m - T64	27.95	27.95	27.95
					Women's Long Jump - T64	4.98	4.98	4.98
	2559	CLARK Breanna	4 NOV 1994	T20	Women's 400m - T20	55.12	56.96	55.12
	2560	CORSO Liza	10 JUL 2003	T13	Women's 1500m - T13	4:19.54	4:26.69	4:19.54
	2561	CROSBY Kym	14 FEB 1993	T13	Women's 100m - T13	12.06	12.24	12.24
					Women's 400m - T13	56.79	58.92	58.92
	2562	DEDERICK Hannah	20 NOV 2002	T54	Women's 100m - T54	16.15	16.15	16.15
					Women's 400m - T54	53.71	53.71	53.71
					Women's 800m - T54	1:47.70	1:48.91	1:47.70
	2563	FESEMYER Jenna	31 JAN 1997	T54	Women's 1500m - T54	3:19.25	3:27.47	3:27.47
					Women's 5000m - T54	11:17.24	11:19.61	11:19.61
					Women's Marathon - T54	1:37:02	1:46:21	1:44:17
	2564	FIELDS Lauren	20 MAR 2006	T34	Women's 100m - T34	20.61	20.61	20.61
					Women's 800m - T34	2:29.70	2:29.70	2:29.70
	2565	GUIMARAES Catarina Joao	19 FEB 2004	T38	Women's 100m - T38	13.63	13.63	13.63
					Women's 400m - T38	1:07.27	1:07.27	1:07.27
					Women's Long Jump - T38	4.81	4.81	4.81
	2566	HATZ B	7 OCT 2000	T64	Women's 100m - T64	12.86	12.98	12.98
					Women's 200m - T64	26.46	26.46	26.46
					Women's Long Jump - T64	5.70	5.57	5.57
	2567	HEIMS Jessica	11 DEC 1998	F64	Women's Discus Throw - F64	40.79	40.79	40.79
	2568	HEYISON Samantha	5 AUG 2005	F44	Women's Shot Put - F64	11.18	11.18	11.18
					Women's Discus Throw - F64	39.88	39.88	39.88
	2569	HOUSTON Eva	24 JAN 2001	T34	Women's 100m - T34	18.38	18.38	18.38
					Women's 800m - T34	2:00.68	2:00.68	2:00.68
	2570	KERKHOFF Erin	13 DEC 2000	T13	Women's 100m - T13	12.70		12.81
					Women's 400m - T13	56.72	56.79	56.72
	2571	LAMBERT Noelle	24 JAN 1997	T63	Women's 100m - T63	15.12	15.12	15.12
					Women's Long Jump - T63	5.24	5.24	5.24
	2572	MALKAMAKI Noelle	9 JAN 2001	F46	Women's Shot Put - F46	13.92	13.92	13.92
	2573	MARCUSEN Lindi	20 JUL 1996	T63	Women's 100m - T63	14.95	14.95	14.95
					Women's Long Jump - T63	4.40	4.40	4.40
	2574	MASON Brittni	19 APR 1998	T46	Women's 100m - T47	11.89	12.18	12.18
					Women's 200m - T47	25.00	25.10	25.10
	2575	McFADDEN Tatyana	21 APR 1989	T54	Women's 100m - T54	15.35	15.89	15.89
					Women's 400m - T54	51.39	51.39	51.39
					Women's 800m - T54	1:42.09	1:44.28	1:44.27
					Women's Marathon - T54	1:31:30	1:45:51	1:39:37
	2576	MIDDLETON Arelle	9 FEB 2008	F44	Women's Shot Put - F64	11.84	11.84	11.84



**Entry List by NPC**  
Liste d'inscriptions par CNP  
As of THU 29 AUG 2024

**Women**

NPC	Athlete Bib	Name	Date of Birth	Sport Class	Event	Personal Best	Season Best	Qualifying Best
	2576	MIDDLETON Arelle			Women's Discus Throw - F64	31.14	31.14	31.14
	2577	MITCHELL Cassie	8 JUN 1981	F51	Women's Discus Throw - F53	14.88	14.20	14.24
	2578	ROBERTS Jaleen	19 NOV 1998	T37	Women's 100m - T37	12.94	13.55	12.94
					Women's 200m - T37	27.00	29.05	27.00
					Women's Long Jump - T37	5.08	4.99	5.00
	2579	SCARONI Susannah	16 MAY 1991	T54	Women's 800m - T54	1:42.95	1:43.24	1:42.95
					Women's 1500m - T54	3:05.79	3:05.79	3:05.79
					Women's 5000m - T54	10:25.00	10:25.00	10:25.00
					Women's Marathon - T54	1:30:42	1:41:35	1:34:31
	2580	STEIN Chelsea	19 MAR 2003	T53	Women's 100m - T53	18.27	18.27	18.27
					Women's 400m - T53	1:03.77	1:04.01	1:03.77
					Women's 800m - T53	2:08.33	2:10.57	2:08.33
	2581	SWANSON Taylor	24 OCT 1992	T37	Women's 100m - T37	12.77	12.77	12.77
					Women's 200m - T37	26.89	26.89	26.89
	2582	WILLIAMS Taleah	21 FEB 1997	T47	Women's Long Jump - T47	5.65	5.38	5.65

**Total Athletes: 27**

**UZB Uzbekistan**

	2588	AKHMATKHONOVA Dilafruzkhon	23 JUN 1990	F35	Women's Shot Put - F35	9.44	9.19	9.44
	2589	AKRAMOVA Maxiyo	8 SEP 2005	F32	Women's Club Throw - F32	22.65	22.65	22.65
	2590	BURKHANOVA Safiya	1 DEC 1989	F12	Women's Shot Put - F12	15.05	13.87	13.05
	2591	ERGASHEVA Roziyakhon	11 APR 1999	F46	Women's Shot Put - F46	10.17	9.82	10.17
					Women's Javelin Throw - F46	38.01	35.38	38.01
	2592	KHAKIMOVA Kubaro	31 JAN 2002	F41	Women's Shot Put - F41	9.88	9.88	9.88
					Women's Discus Throw - F41	26.48	24.98	26.48
	2593	KHAMDAMOVA Mokhigul	2 OCT 1995	F57	Women's Shot Put - F57	9.31	9.18	9.31
					Women's Discus Throw - F57	33.28	33.28	33.28
	2594	KHOLBEKOVA Yokutkhon	6 APR 1995	T12	Women's 200m - T12	27.77		27.77
					Women's 400m - T12	1:01.01	1:03.66	1:01.01
					Women's Long Jump - T12	5.69	5.42	5.69
					Women's Shot Put - F12	9.28	9.28	9.28
	2595	KURBANOVA Nurkhon	12 AUG 1994	F54	Women's Shot Put - F54	7.77	7.48	7.48
					Women's Discus Throw - F55	20.40		18.34
					Women's Javelin Throw - F54	20.73	20.73	20.73
	2596	MIRZAYOROVA Asila	3 JUL 1999	T11	Women's 100m - T11	13.09		13.09
Guide		MIRZAYOROV Abduvokhid	4 MAY 2001					
	2596	MIRZAYOROVA Asila			Women's 200m - T11	26.06		26.06
Guide		MIRZAYOROV Abduvokhid	4 MAY 2001					
	2596	MIRZAYOROVA Asila			Women's 400m - T11	1:00.58	1:02.42	1:00.58
Guide		MIRZAYOROV Abduvokhid	4 MAY 2001					
					Women's Long Jump - T11	5.24	5.18	5.24
	2597	MUKHTOROVA Madina	1 NOV 2006	F41	Women's Shot Put - F41	8.20	8.20	8.20
					Women's Discus Throw - F41	19.55		19.55
	2598	SEMYONOVA Natalya	27 DEC 1981	F55	Women's Discus Throw - F55	18.98		17.80
					Women's Javelin Throw - F56	18.04	17.44	17.44



## Entry List by NPC

Liste d'inscriptions par CNP  
As of THU 29 AUG 2024

### Women

NPC	Athlete Bib	Name	Date of Birth	Sport Class	Event	Personal Best	Season Best	Qualifying Best
	2599	YIGITALIEVA Shahinakhon	19 OCT 2008	F46	Women's Shot Put - F46	10.32	10.32	10.32
					Women's Javelin Throw - F46	41.01	41.01	41.01

**Total Athletes: 12**

#### VAN Vanuatu

	2605	ENOCK Elie	11 JUL 1989	F57	Women's Shot Put - F57	7.90	7.09	7.90
--	------	------------	-------------	-----	------------------------	------	------	------

**Total Athletes: 1**

#### VEN Venezuela

	2606	BARRIOS Sele	28 JUL 1999	T20	Women's 1500m - T20	5:03.13	5:03.13	5:03.13
	2607	COHEN EPIEYU Yomaira de Jesus	25 DEC 1982	F37	Women's Shot Put - F37	10.70	10.70	10.70
					Women's Discus Throw - F38	27.01	23.18	27.01
	2608	COLMENARES Rosibel	22 JUL 1995	T11	Women's Long Jump - T11	4.27	4.27	4.27
	2609	GARCIA RAMOS Paola del Valle	1 JUN 1994	T46	Women's Long Jump - T47	5.53	5.45	5.53
	2610	MORILLO GIL Naibys Daniela	5 MAR 2000	F46	Women's Javelin Throw - F46	42.45	37.04	40.48
	2611	PEREZ LOPEZ Alejandra Paola	9 JUL 1998	T12	Women's 100m - T12	12.38		12.38
Guide		MANZANILLA VELASQUEZ Markinzon Dan.	22 DEC 1997					
	2611	PEREZ LOPEZ Alejandra Paola			Women's 200m - T12	25.27	26.22	25.42
Guide		VARGAS Argenis	15 DEC 1988					
	2611	PEREZ LOPEZ Alejandra Paola			Women's 400m - T12	56.95	57.66	57.19
Guide		MANZANILLA VELASQUEZ Markinzon Dan.	22 DEC 1997					
	2612	PEREZ LOPEZ Linda Patricia	9 JUL 1998	T11	Women's 100m - T11	12.05	12.47	12.37
Guide		CASSIANI HERRERA Alvaro Luis	8 FEB 1990					
	2612	PEREZ LOPEZ Linda Patricia			Women's 200m - T11	25.27	25.68	25.68
Guide		CASSIANI HERRERA Alvaro Luis	8 FEB 1990					
	2613	SUAREZ DELGADO Irene Alejandra	15 NOV 1987	T11	Women's 400m - T11	1:01.70	1:04.32	1:04.32
Guide		MENDEZ Victor	14 NOV 1999					
	2613	SUAREZ DELGADO Irene Alejandra			Women's 1500m - T11	5:22.33	5:22.33	5:22.33
Guide		MENDEZ Victor	14 NOV 1999					
	2614	VARGAS RUIZ Franyeli Nataly	24 JUN 2001	T11	Women's Long Jump - T11	4.44	4.44	4.44
	2615	VERA ANDRADE Lisbeli Marina	15 SEP 2001	T47	Women's 100m - T47	11.97		12.54
					Women's 200m - T47	24.52	24.61	24.61
					Women's 400m - T47	57.32	58.09	58.09
	2616	VERA COLINA Leonela Coromoto	11 SEP 2004	T20	Women's 400m - T20	57.06	59.15	57.06

**Total Athletes: 11**

#### ZAM Zambia

	2622	MUNGA Monica	20 AUG 1999	T13	Women's 400m - T13	1:05.79		
--	------	--------------	-------------	-----	--------------------	---------	--	--

**Total Athletes: 1**

#### ZIM Zimbabwe

	2623	BANGO Tinotenda Nicole	27 AUG 2002	T47	Women's 100m - T47	15.63	15.63	
--	------	------------------------	-------------	-----	--------------------	-------	-------	--

**Total Athletes: 1**

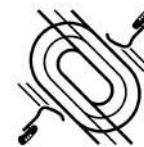


---

**Entry List by NPC**  
Liste d'inscriptions par CNP  
As of THU 29 AUG 2024

**Note:**  
Please check online for more details and the latest updates.

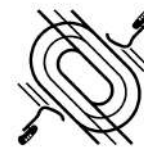




**Competition Schedule**  
Programme des compétitions  
As of SAT 7 SEP 2024

**REVISED**  
7 SEP 23:21

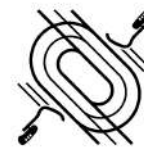
Date	Start Time	Event	Round
FRI 30 AUG	10:00	Women's Discus Throw - F55	Final
	10:06	Men's 5000m - T11	Final
	10:31	Women's Long Jump - T11	Final
	10:34	Men's 100m - T12	Round 1
	10:39	Women's Shot Put - F41	Final
	10:58	Men's 400m - T52	Round 1
	11:14	Women's 400m - T11	Round 1
	11:50	Women's 5000m - T54	Round 1
	12:09	Men's Javelin Throw - F38	Final
	12:32	Men's 100m - T37	Round 1
	12:45	Men's 5000m - T11	Victory Ceremony
	12:57	Men's 100m - T47	Round 1
	13:15	Women's 100m - T35	Final
	13:20	Women's Shot Put - F41	Victory Ceremony
	13:26	Women's Long Jump - T11	Victory Ceremony
	13:45	Women's Discus Throw - F57	Qualification
	18:00	Women's Club Throw - F32	Final
	19:05	Men's Shot Put - F55	Final
	19:08	Men's Long Jump - T11	Final
	19:12	Men's 400m - T52	Final
	19:20	Men's 100m - T37	Final
	19:29	Men's 100m - T47	Final
	19:38	Women's 400m - T11	Semi-Finals
	19:57	Women's 200m - T37	Final
	20:02	Women's Discus Throw - F55	Victory Ceremony
	20:08	Women's 100m - T35	Victory Ceremony
	20:18	Women's 400m - T47	Round 1
	20:30	Men's 400m - T52	Victory Ceremony
	20:36	Men's 100m - T37	Victory Ceremony
	20:42	Men's 100m - T47	Victory Ceremony
	20:52	Men's Shot Put - F37	Final
	21:02	Men's 5000m - T54	Round 1
	21:42	Women's 200m - T37	Victory Ceremony
	21:48	Men's Long Jump - T11	Victory Ceremony
	21:54	Men's Javelin Throw - F38	Victory Ceremony



**Competition Schedule**  
Programme des compétitions  
As of SAT 7 SEP 2024

**REVISED**  
7 SEP 23:21

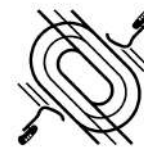
Date	Start Time	Event	Round
SAT 31 AUG	10:00	Women's Javelin Throw - F13	Final
	10:04	Men's Shot Put - F12	Final
	10:09	Women's Discus Throw - F57	Final
	10:14	Men's 5000m - T13	Final
	10:40	Women's 5000m - T54	Final
	11:11	Men's 1500m - T46	Final
	11:20	Men's Shot Put - F55	Victory Ceremony
	11:26	Men's Shot Put - F37	Victory Ceremony
	11:37	Women's Long Jump - T64	Final
	11:44	Women's 100m - T38	Round 1
	12:00	Men's 5000m - T13	Victory Ceremony
	12:06	Women's 5000m - T54	Victory Ceremony
	12:12	Men's 1500m - T46	Victory Ceremony
	12:26	Men's 400m - T11	Round 1
	13:02	Men's Shot Put - F12	Victory Ceremony
	13:08	Women's Javelin Throw - F13	Victory Ceremony
	13:14	Women's Club Throw - F32	Victory Ceremony
	19:00	Women's Shot Put - F37	Final
	19:04	Men's Club Throw - F32	Final
	19:08	Men's Javelin Throw - F57	Final
	19:13	Women's 1500m - T13	Final
	19:25	Men's 100m - T38	Final
	19:31	Women's Long Jump - T64	Victory Ceremony
	19:43	Men's 400m - T11	Semi-Finals
	19:59	Women's 400m - T11	Final
	20:11	Women's 100m - T38	Final
	20:18	Women's Discus Throw - F57	Victory Ceremony
	20:24	Women's 1500m - T13	Victory Ceremony
	20:34	Men's Long Jump - T63	Final
	20:39	Men's 5000m - T54	Final
	20:55	Men's 100m - T38	Victory Ceremony
	21:07	Men's 100m - T12	Final
	21:19	Women's 400m - T47	Final
	21:26	Women's Shot Put - F37	Victory Ceremony
	21:32	Men's 5000m - T54	Victory Ceremony
	21:38	Women's 100m - T38	Victory Ceremony
	21:50	Women's 200m - T36	Round 1
	22:04	Women's 400m - T11	Victory Ceremony
	22:16	Women's 400m - T47	Victory Ceremony



**Competition Schedule**  
Programme des compétitions  
As of SAT 7 SEP 2024

**REVISED**  
7 SEP 23:21

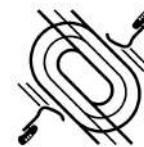
Date	Start Time	Event	Round
SUN 1 SEP	10:00	Women's Long Jump - T12	Final
	10:04	Men's Shot Put - F53	Final
	10:09	Women's 1500m - T11	Round 1
	10:36	Men's Javelin Throw - F57	Victory Ceremony
	10:42	Men's Club Throw - F32	Victory Ceremony
	10:52	Women's Discus Throw - F64	Final
	10:55	Men's 100m - T34	Round 1
	11:10	Women's 100m - T34	Round 1
	11:25	Women's 800m - T54	Round 1
	11:42	Men's Shot Put - F40	Final
	11:49	Men's 100m - T13	Round 1
	12:05	Men's 400m - T54	Round 1
	12:23	Women's 200m - T36	Final
	12:30	Men's Long Jump - T63	Victory Ceremony
	12:36	Women's Long Jump - T12	Victory Ceremony
	12:50	Men's 400m - T53	Round 1
	13:11	Women's Discus Throw - F64	Victory Ceremony
	13:17	Men's Shot Put - F40	Victory Ceremony
	19:00	Women's Shot Put - F20	Final
	19:04	Women's 800m - T53	Final
	19:10	Men's High Jump - T47	Final
	19:15	Women's 800m - T54	Final
	19:22	Men's Discus Throw - F52	Final
	19:26	Women's 100m - T34	Final
	19:32	Women's Javelin Throw - F34	Final
	19:37	Men's 100m - T44	Final
	19:47	Men's 100m - T13	Final
	19:57	Women's 200m - T35	Final
	20:07	Men's 400m - T53	Final
	20:14	Men's 400m - T54	Final
	20:21	Women's 800m - T53	Victory Ceremony
	20:27	Women's 800m - T54	Victory Ceremony
	20:33	Men's 100m - T44	Victory Ceremony
	20:41	Women's Long Jump - T37	Final
	20:45	Men's 100m - T13	Victory Ceremony
	20:51	Women's 200m - T35	Victory Ceremony
	21:05	Men's 400m - T11	Final
	21:12	Men's 400m - T53	Victory Ceremony
	21:18	Men's 400m - T54	Victory Ceremony
	21:29	Men's 100m - T64	Round 1
	21:43	Men's 100m - T63	Round 1
	21:57	Women's Shot Put - F20	Victory Ceremony
22:03	Women's 200m - T36	Victory Ceremony	
22:09	Women's 100m - T34	Victory Ceremony	
22:15	Men's Shot Put - F53	Victory Ceremony	



**Competition Schedule**  
Programme des compétitions  
As of SAT 7 SEP 2024

**REVISED**  
7 SEP 23:21

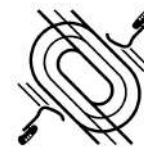
Date	Start Time	Event	Round
MON 2 SEP	10:00	Men's Long Jump - T12	Final
	10:05	Men's Discus Throw - F56	Final
	10:11	Women's 1500m - T11	Final
	10:15	Women's Javelin Throw - F56	Qualification
	10:20	Men's 1500m - T11	Round 1
	10:36	Women's Javelin Throw - F34	Victory Ceremony
	10:48	Women's 400m - T12	Round 1
	11:02	Women's Shot Put - F54	Final
	11:24	Men's 100m - T34	Final
	11:35	Women's 1500m - T54	Round 1
	11:53	Men's High Jump - T47	Victory Ceremony
	11:59	Women's 1500m - T11	Victory Ceremony
	12:06	Women's Long Jump - T37	Victory Ceremony
	12:15	Men's Shot Put - F41	Final
	12:18	Women's 100m - T11	Round 1
	12:50	Men's Discus Throw - F52	Victory Ceremony
	12:56	Men's Long Jump - T12	Victory Ceremony
	13:02	Men's 100m - T34	Victory Ceremony
	13:08	Men's 400m - T11	Victory Ceremony
	19:00	Men's Javelin Throw - F64	Final
	19:04	Women's Discus Throw - F53	Final
	19:08	Men's 100m - T35	Final
	19:15	Men's Long Jump - T36	Final
	19:20	Women's 100m - T11	Semi-Finals
	19:40	Men's 100m - T63	Final
	19:50	Men's 100m - T64	Final
	19:57	Men's Discus Throw - F56	Victory Ceremony
	20:03	Women's Shot Put - F54	Victory Ceremony
	20:09	Men's 100m - T35	Victory Ceremony
	20:20	Women's 400m - T20	Round 1
	20:35	Men's Shot Put - F11	Final
	20:43	Women's 400m - T12	Semi-Finals
	21:02	Men's Shot Put - F41	Victory Ceremony
	21:08	Men's Javelin Throw - F64	Victory Ceremony
	21:25	Men's 1500m - T54	Round 1
	21:44	Men's 100m - T63	Victory Ceremony
	21:50	Men's Long Jump - T36	Victory Ceremony



**Competition Schedule**  
Programme des compétitions  
As of SAT 7 SEP 2024

**REVISED**  
7 SEP 23:21

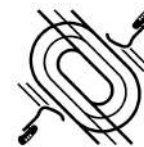
Date	Start Time	Event	Round
TUE 3 SEP	10:00	Men's Long Jump - T47	Final
	10:05	Women's Javelin Throw - F56	Final
	10:11	Men's 1500m - T11	Final
	10:23	Men's 1500m - T13	Final
	10:36	Women's 200m - T64	Round 1
	10:52	Men's 200m - T51	Final
	10:58	Women's Shot Put - F34	Final
	11:04	Women's 100m - T13	Round 1
	11:23	Men's 400m - T37	Round 1
	11:36	Women's Discus Throw - F53	Victory Ceremony
	11:42	Men's 1500m - T11	Victory Ceremony
	11:48	Men's 1500m - T13	Victory Ceremony
	12:00	Women's Discus Throw - F11	Final
	12:04	Men's 400m - T36	Final
	12:14	Women's 400m - T12	Final
	12:25	Women's 1500m - T54	Final
	12:31	Men's 100m - T64	Victory Ceremony
	12:43	Men's Shot Put - F11	Victory Ceremony
	12:52	Women's 100m - T47	Round 1
	13:06	Men's 400m - T36	Victory Ceremony
	13:12	Women's 400m - T12	Victory Ceremony
	13:18	Men's Long Jump - T47	Victory Ceremony
	19:00	Men's Long Jump - T37	Final
	19:04	Men's Shot Put - F20	Final
	19:08	Women's 400m - T20	Final
	19:16	Men's Shot Put - F32	Final
	19:20	Men's 400m - T38	Final
	19:27	Women's Discus Throw - F11	Victory Ceremony
	19:33	Women's Shot Put - F34	Victory Ceremony
	19:39	Women's Javelin Throw - F56	Victory Ceremony
	19:53	Women's 200m - T64	Final
	20:04	Women's 100m - T11	Final
	20:13	Women's 100m - T13	Final
	20:20	Men's High Jump - T63	Final
	20:23	Women's 100m - T47	Final
	20:27	Women's 400m - T20	Victory Ceremony
	20:33	Men's 400m - T38	Victory Ceremony
	20:43	Men's Javelin Throw - F46	Final
	20:47	Men's 400m - T20	Final
	20:53	Women's 200m - T64	Victory Ceremony
	20:59	Women's 100m - T11	Victory Ceremony
	21:10	Men's 1500m - T54	Final
	21:19	Women's 100m - T47	Victory Ceremony
	21:25	Women's 100m - T13	Victory Ceremony
	21:38	Women's 400m - T37	Final
	21:44	Men's 400m - T20	Victory Ceremony
21:50	Men's Long Jump - T37	Victory Ceremony	
21:56	Men's 1500m - T54	Victory Ceremony	
22:02	Men's Shot Put - F20	Victory Ceremony	
22:08	Men's 200m - T51	Victory Ceremony	



**Competition Schedule**  
Programme des compétitions  
As of SAT 7 SEP 2024

**REVISED**  
7 SEP 23:21

Date	Start Time	Event	Round
WED 4 SEP	10:00	Women's Discus Throw - F41	Final
	10:05	Men's Shot Put - F46	Final
	10:09	Men's Javelin Throw - F34	Final
	10:12	Men's 100m - T11	Round 1
	10:25	Women's Shot Put - F57	Qualification
	10:53	Men's Javelin Throw - F46	Victory Ceremony
	10:59	Men's Shot Put - F32	Victory Ceremony
	11:10	Men's 400m - T37	Final
	11:16	Men's High Jump - T63	Victory Ceremony
	11:22	Women's 400m - T37	Victory Ceremony
	11:32	Men's 100m - T53	Round 1
	11:47	Women's Shot Put - F46	Final
	11:52	Men's 100m - T54	Round 1
	11:57	Men's Long Jump - T38	Final
	12:08	Women's 100m - T54	Round 1
	12:26	Women's 100m - T36	Round 1
	12:44	Men's 400m - T12	Round 1
	13:08	Men's 400m - T37	Victory Ceremony
	13:14	Women's Discus Throw - F41	Victory Ceremony
	13:20	Men's Shot Put - F46	Victory Ceremony
	13:26	Women's 1500m - T54	Victory Ceremony
	19:00	Women's Shot Put - F32	Final
	19:04	Women's 100m - T36	Final
	19:10	Men's Shot Put - F36	Final
	19:14	Men's 100m - T53	Final
	19:20	Men's Club Throw - F51	Final
	19:25	Men's 100m - T54	Final
	19:33	Women's 100m - T12	Round 1
	20:08	Women's 100m - T53	Final
	20:13	Men's Long Jump - T38	Victory Ceremony
	20:19	Men's Javelin Throw - F34	Victory Ceremony
	20:29	Men's Long Jump - T64	Final
	20:34	Women's 100m - T54	Final
	20:40	Women's 100m - T36	Victory Ceremony
	20:46	Women's Shot Put - F46	Victory Ceremony
	20:58	Men's 100m - T11	Semi-Finals
	21:28	Men's 100m - T54	Victory Ceremony
	21:45	Women's 100m - T37	Round 1
	22:03	Women's 100m - T53	Victory Ceremony
	22:09	Women's 100m - T54	Victory Ceremony



**Competition Schedule**  
Programme des compétitions  
As of SAT 7 SEP 2024

**REVISED**  
7 SEP 23:21

Date	Start Time	Event	Round
THU 5 SEP	10:00	Women's Shot Put - F35	Final
	10:05	Women's Long Jump - T38	Final
	10:10	Men's 400m - T12	Final
	10:17	Women's Shot Put - F57	Final
	10:21	Men's 400m - T13	Final
	10:30	Women's Shot Put - F32	Victory Ceremony
	10:36	Men's Long Jump - T64	Victory Ceremony
	10:49	Women's 200m - T11	Round 1
	11:09	Women's 100m - T37	Final
	11:16	Men's Club Throw - F51	Victory Ceremony
	11:22	Men's 400m - T12	Victory Ceremony
	11:28	Men's 400m - T13	Victory Ceremony
	11:40	Women's Shot Put - F64	Final
	11:51	Women's 100m - T12	Semi-Finals
	12:06	Men's Discus Throw - F11	Final
	12:15	Men's 800m - T54	Round 1
	12:30	Women's 100m - T37	Victory Ceremony
	12:36	Women's Shot Put - F35	Victory Ceremony
	12:42	Women's Long Jump - T38	Victory Ceremony
	12:57	Women's 400m - T54	Round 1
	13:13	Men's Shot Put - F36	Victory Ceremony
	19:00	Women's Long Jump - T63	Final
	19:04	Men's Discus Throw - F64	Final
	19:08	Men's 100m - T11	Final
	19:17	Women's 100m - T12	Final
	19:26	Women's 400m - T53	Final
	19:31	Women's Shot Put - F33	Final
	19:35	Women's 400m - T54	Final
	19:40	Women's Shot Put - F64	Victory Ceremony
	19:46	Women's Shot Put - F57	Victory Ceremony
	19:58	Men's 800m - T53	Final
	20:03	Men's 100m - T11	Victory Ceremony
	20:09	Women's 100m - T12	Victory Ceremony
	20:21	Men's 800m - T54	Final
	20:26	Women's 400m - T53	Victory Ceremony
	20:32	Women's 400m - T54	Victory Ceremony
	20:42	Men's Shot Put - F35	Final
	20:46	Men's Javelin Throw - F13	Final
	20:50	Women's 100m - T64	Round 1
	21:05	Men's 100m - T52	Round 1
	21:16	Men's Discus Throw - F64	Victory Ceremony
	21:22	Men's 800m - T53	Victory Ceremony
	21:34	Women's 400m - T13	Round 1
	21:47	Men's 800m - T54	Victory Ceremony
	21:53	Women's Long Jump - T63	Victory Ceremony
21:59	Men's Shot Put - F35	Victory Ceremony	
22:05	Men's 100m - T53	Victory Ceremony	
22:11	Men's Discus Throw - F11	Victory Ceremony	

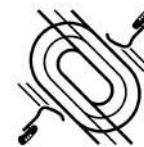


**Competition Schedule**  
Programme des compétitions  
As of SAT 7 SEP 2024

**REVISED**  
7 SEP 23:21

Date	Start Time	Event	Round
FRI 6 SEP	10:00	Women's Long Jump - T47	Final
	10:04	Women's Shot Put - F12	Final
	10:08	Women's 200m - T12	Round 1
	10:37	Men's Javelin Throw - F54	Final
	10:45	Women's Shot Put - F33	Victory Ceremony
	10:58	Men's 1500m - T20	Final
	11:08	Women's 1500m - T20	Final
	11:20	Men's 400m - T47	Round 1
	11:38	Men's 100m - T52	Final
	11:42	Men's Javelin Throw - F13	Victory Ceremony
	11:51	Men's High Jump - T64	Final
	11:58	Men's Discus Throw - F37	Final
	12:00	Men's 1500m - T20	Victory Ceremony
	12:06	Women's 1500m - T20	Victory Ceremony
	12:18	Men's 800m - T34	Round 1
	12:34	Women's Long Jump - T47	Victory Ceremony
	12:40	Women's Shot Put - F12	Victory Ceremony
	12:57	4x100m Universal Relay	Round 1
	13:17	Men's 100m - T52	Victory Ceremony
	19:00	Women's Javelin Throw - F46	Final
	19:04	Men's Shot Put - F57	Final
	19:11	Women's 100m - T64	Final
	19:14	Men's Javelin Throw - F54	Victory Ceremony
	19:20	Men's Discus Throw - F37	Victory Ceremony
	19:31	Men's 400m - T62	Final
	19:42	Women's 200m - T12	Semi-Finals
	19:48	Women's Long Jump - T20	Final
	20:09	Men's 200m - T37	Round 1
	20:20	Men's High Jump - T64	Victory Ceremony
	20:32	Women's Discus Throw - F38	Final
	20:37	Men's 100m - T36	Round 1
	20:56	4x100m Universal Relay	Final
	21:09	Men's 100m - T51	Final
	21:16	Women's 100m - T64	Victory Ceremony
	21:22	Men's 400m - T62	Victory Ceremony
	21:37	Women's 400m - T38	Round 1
	22:02	Women's Javelin Throw - F46	Victory Ceremony
	22:08	Men's 100m - T51	Victory Ceremony

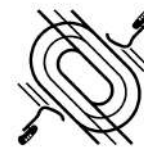




**Competition Schedule**  
Programme des compétitions  
As of SAT 7 SEP 2024

**REVISED**  
7 SEP 23:21

Date	Start Time	Event	Round
SAT 7 SEP	10:00	Men's Long Jump - T13	Final
	10:04	Men's Shot Put - F34	Final
	10:07	Women's Javelin Throw - F54	Final
	10:11	Men's 800m - T34	Final
	10:21	Women's 400m - T13	Final
	10:34	Men's 200m - T35	Final
	10:43	Men's 200m - T37	Final
	10:53	Men's 100m - T36	Final
	10:59	4x100m Universal Relay	Victory Ceremony
	11:11	Men's Shot Put - F57	Victory Ceremony
	11:17	Men's 800m - T34	Victory Ceremony
	11:28	Women's 100m - T63	Round 1
	11:40	Women's Discus Throw - F38	Victory Ceremony
	11:51	Women's Shot Put - F40	Final
	11:52	Women's 400m - T13	Victory Ceremony
	11:58	Men's 200m - T35	Victory Ceremony
	12:10	Men's 200m - T64	Round 1
	12:23	Men's 200m - T37	Victory Ceremony
	12:29	Men's 100m - T36	Victory Ceremony
	12:35	Men's Long Jump - T13	Victory Ceremony
	12:46	Women's 200m - T47	Round 1
	13:04	Women's Long Jump - T20	Victory Ceremony
	13:10	Men's Shot Put - F34	Victory Ceremony
	13:16	Women's Javelin Throw - F54	Victory Ceremony
	13:22	Women's Shot Put - F40	Victory Ceremony
	18:49	Men's 100m - T12	Victory Ceremony
	19:00	Men's Javelin Throw - F41	Final
	19:03	Men's Shot Put - F33	Final
	19:09	Men's 1500m - T38	Final
	19:20	Men's Long Jump - T20	Final
	19:25	Women's 200m - T11	Final
	19:34	Women's 200m - T12	Final
	19:43	Women's 200m - T47	Final
	19:51	Men's 200m - T64	Final
	19:58	Men's 1500m - T38	Victory Ceremony
	20:04	Women's 200m - T11	Victory Ceremony
	20:10	Women's 200m - T12	Victory Ceremony
	20:20	Men's Shot Put - F63	Final
	20:25	Women's 800m - T34	Final
	20:35	Women's 400m - T38	Final
	20:41	Women's 200m - T47	Victory Ceremony
	20:47	Men's 200m - T64	Victory Ceremony
	21:00	Men's 400m - T47	Final
	21:12	Men's Long Jump - T20	Victory Ceremony
	21:18	Women's 800m - T34	Victory Ceremony
	21:37	Women's 100m - T63	Final
	21:44	Women's 400m - T38	Victory Ceremony
	21:50	Men's 400m - T47	Victory Ceremony
	21:56	Men's Shot Put - F63	Victory Ceremony
	22:02	Women's 100m - T63	Victory Ceremony
22:08	Men's Javelin Throw - F41	Victory Ceremony	
22:14	Men's Shot Put - F33	Victory Ceremony	



**Competition Schedule**  
Programme des compétitions  
As of SAT 7 SEP 2024

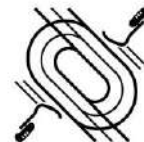
**REVISED**  
7 SEP 23:21

Date	Start Time	Event	Round
SUN 8 SEP	8:00	Men's Marathon - T54	Final
	8:15	Women's Marathon - T54	Final
	8:30	Men's Marathon - T12	Final
		Women's Marathon - T12	Final
	13:00	Men's Marathon - T54	Victory Ceremony
	13:07	Women's Marathon - T54	Victory Ceremony
	13:15	Men's Marathon - T12	Victory Ceremony
	13:22	Women's Marathon - T12	Victory Ceremony

**Note:**  
Please check online for more details and the latest updates.

**REVISED**

**Victory Ceremony times updated.**



## Competition Format and Rules

Format et règlement des compétitions

As of FRI 23 AUG 2024

### PARALYMPIC COMPETITION FORMAT

#### Events

EVENT	MEN	WOMEN
	<b>TRACK</b>	
	T11, T12, T13	T11, T12, T13
100m	T34, T35, T36, T37, T38	T34, T35, T36, T37, T38
	T44, T47	T47
	T51, T52, T53, T54	T53, T54
	T63, T64	T63, 64
200m	T35, T37	T11, T12
	T51	T35, T36, T37
	T64	T47
		T64
	T11, T12, T13	T11, T12, T13
	T20	T20
400m	T36, T37, T38	T37, T38
	T47	T47
	T52, T53, T54	T53, T54
	T62	
800m	T34	T34
	T53, T54	T53, T54
	T11, T13	T11, T13
	T20	T20
1500m	T38	T54
	T46	
	T54	
5000m	T11, T13	T54
	T54	



## Competition Format and Rules

Format et règlement des compétitions

As of FRI 23 AUG 2024

EVENT	MEN	WOMEN
-------	-----	-------

	T11-13	
4x100m	T33-34/T51-54	
Universal	T35-38	
Relay	T42-47/T61-64	

### ROAD

Marathon	T12	T12
	T54	T54

### JUMPS

High jump	T47, T63, T64	N/A
	T11, T12, T13	T11, T12
Long jump	T20	T20
	T36, T37, T38	T37, T38
	T47	T47
	T63, T64	T63, T64

### THROWS

	F11, F12	F12
	F20	F20
Shot put	F32, F33, F34, F35, F36, F37	F32, F33, F34, F35, F37
	F40, F41, F46	F40, F41, F46
	F53, F55, F57	F54, F57, F64
	F63	
Discus throw	F11	F11
	F37	F38
	F52, F56	F41
	F64	F53, F55, F57



## Competition Format and Rules

Format et règlement des compétitions

As of FRI 23 AUG 2024

EVENT	MEN	WOMEN
		F64
	F13	F13
	F34, F38	F34
Javelin throw	F41, F46	F46
	F54, F57	F54, F56
	F64	
Club throw	F32	F32
	F51	

Please see the qualification regulations section on myInfo for further details about eligible sport classes.

### Track events

In track events there will be a maximum of three rounds (first round, semifinals and final), based on the number of competitors.

### Field events

In ambulatory throws where there are more than eight athletes, each athlete will be allowed three trials and the eight athletes with the best valid performances shall be allowed three additional trials.

In seated throwing events, six consecutive trials shall be staged for each athlete. The six consecutive trials will be in reverse ranking order recorded from the relevant list of valid performances achieved during the predetermined period.

### Marathon

The marathon events will start at Georges Valbon park in the Seine Saint-Denis department located northeast of Paris. Seine Saint-Denis will host two thirds of the Paralympic marathon course before the race takes athletes to the centre of Paris and culminates on the Esplanade des Invalides.

### Competition rules

The para athletics competition will be held in accordance with the editions of the following documents that are in force at the time of the Games:

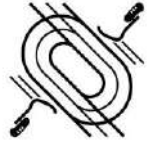
- The World Para Athletics Rules and Regulations March 2024 ([www.paralympic.org/athletics/rules](http://www.paralympic.org/athletics/rules))
- The IPC Handbook ([www.paralympic.org/the-ipc/handbook](http://www.paralympic.org/the-ipc/handbook))

World Para Athletics, working with Paris 2024 competition management, will be responsible for the technical control and direction of the athletics competition at the Paris 2024 Paralympic Games.

## CHANGES SINCE THE PARALYMPIC GAMES TOKYO 2020

The following changes have been made since the Tokyo 2020 Paralympic Games:

- There are 164 medal events at Paris 2024, compared to 167 medal events at Tokyo 2020.



## Competition Format and Rules

Format et règlement des compétitions

As of FRI 23 AUG 2024

- The following men's events have been removed: the 100m T33, 200m T61, 1500m T52, and marathon T46.
- The following women's events have been removed: shot put F36, club throw F52.
- Three new events have been added: the men's 100m T44, the women's shot put F46, the women's shot put F64.
- Classification will be completed prior to the Games.
- The marathon course will not start or finish at the para athletics competition venue, Stade de France.
- At Paris 2024, the female athlete quota will be at its highest compared to previous Games, with 485 women and 584 men competing.
- A qualification round for seated throwing events may be required for Paris 2024.

## DIFFERENCES FROM THE OLYMPIC GAMES

- Visually impaired athletes at the Paralympic Games may compete with a guide runner, and therefore races in lanes at track events (T11 and T12) will have a limited number of finalists (four athletes).
- The number of rounds is generally fewer at the Paralympic Games.
- There are many more events at the Paralympic Games due to the number of competing sports classes.
- Para athletics includes the club throw, which is not featured on the Olympic Games programme.
- Not all sport classes use starting blocks in the 100m-400m events due to different types of impairment.
- Visually impaired athletes in the long jump and throwing events will use an assistant on the field of play for orientation.
- In the marathon and 5000m, visually impaired athletes may compete with two guide runners. For marathon, these guides can only interchange at either the 10km, 20km or 21.1km (halfway) or 30km mark. For the 5000m races, the interchange can take place only on the back straight of the track.
- In the universal relay, no baton is used, and two lanes are allocated to each team.
- Athletes in the T53 and T54 classes may compete over multiple distances (from 100m to the marathon), whereas during the Olympic Games, athletes tend to specialise in just one or two events.
- Throwing event athletes in the F31-34 and F51-57 classes compete with seated throws, rather than a standing (ambulatory) position. The duration of a seated event is generally longer than their standing equivalents.

For further information, please consult: [www.paralympic.org/athletics](http://www.paralympic.org/athletics)



## Competition Officials

Officiels de compétition

As of MON 26 AUG 2024

Function	Name	Organisation
<b>International Delegates and Officials appointed by the World Para Athletics</b>		
<b>Technical Delegates</b>	SOU EI Tarek	UAE - United Arab Emirates
	JESSETT Dave	GBR - Great Britain
	LIONG Ruth	NZL - New Zealand
<b>Medical Delegate</b>	CORMIER David	CAN - Canada
<b>Press Delegate</b>	GUTIERREZ Paloma	POR - Portugal
<b>International Photo Finish Judge</b>	WERRET Margaret	GBR - Great Britain
<b>International Starter</b>	JORDAN Alison	GBR - Great Britain
<b>Call Room Referee</b>	FOULON Didier	BEL - Belgium
<b>Start Referee</b>	NICHOLLS Paul	NZL - New Zealand
<b>Video Referee</b>	SORRENTINO Roberto	ITA - Italy
	VROOM Ben	NED - Netherlands
<b>International Technical Officials</b>	VAN CAELENBERGHE Patrick (Chief)	BEL - Belgium
	BARRIOS Carlos	GUA - Guatemala
	BUSKAS Louise	CAN - Canada
	CARDONA Gio	CHI - Chili
	CLAYTON Jerry	USA - United States
	DE MANGELAERE Marnix	BEL - Belgium
	FRIDAY Alicia	CAN - Canada
	JACKMAN Caroline	AUS - Australia
	KULMALA Eero	FIN - Finland
	MACHOVA Iva	CZE - Czech Republic
	MAUGHAN Sue	GBR - Great Britain
	MYATA Aki	JPN - Japan
	OWENS Kim	AUS - Australia
	NONVIGNON Okri	BEN - Benin
	PETERS Sodja	JAM - Jamaica
	SHAW Tony	GBR - Great Britain
	STRYDOM Ernesta	RSA - South Africa
	ZHANG Su	CHN - China
<b>International Road Race Measurer</b>	WINTERMAN Maurice	NED - Netherlands
<b>Jury of Appeal</b>	SPITLLE Trevor	NZL - New Zealand
	SCHNECK Claudia	BRA - Brasil
	AYADASSEN Suren	MRI - Mauritius



## Competition Officials

Officiels de compétition

As of MON 26 AUG 2024

Function	Name	Organisation
<b>National Technical Officials - Stadium events</b>		
<b>Competition Director</b>	LEGRAND Kevin	FRA - France
<b>Competition Director Assistant</b>	JOUSSE Mickael	FRA - France
	MARECHAL Isabelle	FRA - France
<b>Meeting Manager</b>	DOUMENG Nicolas	FRA - France
<b>Meeting Manager Assistant</b>	FERRARI Marcel	FRA - France
	CHEDEVILLE Pascal	FRA - France
<b>Competition Management Assistant</b>	BROCHET Geoffrey	FRA - France
	BLOQUEL Alexandre	FRA - France
<b>Sport Equipment Coordinator</b>	CAMUS Christophe	FRA - France
<b>Sport Equipment Coordinator Deputy</b>	GIOWACHINI Loic	FRA - France
<b>Sport Equipment Coordinator Assistant</b>	JOSIEN Daniel	FRA - France
	ITRAC Justine	FRA - France
	LEYNIER Celine	FRA - France
<b>Sport Equipment Judge</b>	BENARD Martial	FRA - France
	CARRE Nathalie	FRA - France
	GARCIA Isidore	FRA - France
	LE TROCQUER Yannick	FRA - France
	MARTIN Jean-Francois	FRA - France
	THILLOU Jean-Pierre	FRA - France
<b>Implements control Judge</b>	AVIGNON Daniel	FRA - France
	BRATEAU Pierre	FRA - France
<b>Video Referee Assistant</b>	BLANCARD Pierrick	FRA - France
	MALLET Stephanie	FRA - France
<b>Post Event Control Manager</b>	QUEST Philippe	FRA - France
<b>Post Event Control Judge</b>	DELABARRE Fabrice	FRA - France
	MALLET Annick	FRA - France
	RECHE-BONCOEUR Eugenie	FRA - France
<b>Assistant Track Referee</b>	DAILLE Frederic	FRA - France
	MARIE Jean-Claude	FRA - France
<b>Chief Umpire</b>	COSENTINO Frederic	FRA - France
	GUARNERI Vincent	FRA - France
	HURTES Robert	FRA - France
	OLIVE Pierre	FRA - France
<b>Umpire</b>	ANGER Arnaud	FRA - France
	BARTHOUX Laurence	FRA - France
	CRAMPON Patrice	FRA - France
	GILLEN Dominique	FRA - France
	HARSCOQUET Pierre-Yves	FRA - France





## Competition Officials

Officiels de compétition

As of MON 26 AUG 2024

Function	Name	Organisation
<b>Umpire</b>	LAVILLE Franoise	FRA - France
	MICOUD Dominique	FRA - France
	MONACHON Michele	FRA - France
	MONTFERRAN Jean	FRA - France
	NONAT Benedicte	FRA - France
<b>Lap Scorer</b>	CHAPT Philippe	FRA - France
	CHEVAUCHE Helene	FRA - France
	TAFFOREAU Patrick	FRA - France
<b>Photo Finish Judge Assistant</b>	BLEUZET Christophe	FRA - France
	ROSSFELDER Aurelien	FRA - France
<b>Start Coordinator</b>	LEGER Vincent	FRA - France
<b>Starter/Recaller</b>	BUISSON Corentin	FRA - France
	MONGAZON Bruno	FRA - France
	NEPPER Nicolas	FRA - France
<b>Chief Starter Assistant</b>	RIBERON Benjamin	FRA - France
<b>Starter's Assistant</b>	ARTU Estelle	FRA - France
	CHAMPEAU Gwenaelle	FRA - France
	HUEBER Nadine	FRA - France
	MONTFERRAN Francoise	FRA - France
	PEDAT Patrick	FRA - France
	REYT Chantal	FRA - France
	CORNETTE Corentin	FRA - France
<b>Technical Information Centre Manager</b>		
<b>Technical Information Centre Chief-Deputy</b>	ROZE Benedicte	FRA - France
<b>Jury of Appeal Secretary Assistant</b>	BOURCIER Frederic	FRA - France
<b>Technical Information Centre Judge</b>	BRIGNAT Bernard	FRA - France
	DEMAZEAU Elsa	FRA - France
	HERVE Yann	FRA - France
<b>Chief Marshal</b>	DARGENT Bastien	FRA - France
<b>Chief Marshal Assistant</b>	DULON Philippe	FRA - France
	BENHENNA Andre	FRA - France
<b>Marshal</b>	BOUILLOUX Alain	FRA - France
	BRUIN-GAUTIER Claire	FRA - France
	CESSENAT Emmanuelle	FRA - France
	DUDIGNAT Michel	FRA - France
	LE BORGNE Michel	FRA - France
	MAHE Michel	FRA - France
	PREVOST Christian	FRA - France
	RICHARD Edith	FRA - France
	ROGER Patrice	FRA - France



## Competition Officials

Officiels de compétition

As of MON 26 AUG 2024

Function	Name	Organisation
<b>Call Room Referee</b>	BUZZI Daniel	FRA - France
<b>Call Room Manager</b>	ROLLAND Bernard	FRA - France
<b>Call Room Judge</b>	BARBOSA Manuel	FRA - France
	BRIGNAT Jacqueline	FRA - France
	CLAIRE Michel	FRA - France
	JERINTE Yolande	FRA - France
	JOUSSE Joelle	FRA - France
	LASSIGNARDIE Nicole	FRA - France
	LASSIGNARDIE Pierre	FRA - France
	LE PRIELLEC Michele	FRA - France
	LETOQUEUX Michel	FRA - France
	MONTOUT Christian	FRA - France
	MOUADDIB Valerie	FRA - France
	SANZ Bernadette	FRA - France
	TANCREL Alain	FRA - France
	VIGNERON Francoise	FRA - France
	WEILL Marie-Paule	FRA - France
<b>Warm Up Area Manager</b>	COLOMBI Bruno	FRA - France
	SCHULER Pascal	FRA - France
<b>Warm Up Area Deputy Manager</b>	OLIVIER Manon	FRA - France
<b>Field Event Judge - Group 1</b>	PASQUIER Valerie	FRA - France
	DUFOUR Myriam	FRA - France
	LABBE Martine	FRA - France
	GRANGE Jean-Marc	FRA - France
	BERGEAUD Patrick	FRA - France
	MOUQUET Aline	FRA - France
	BERNARD Joelle	FRA - France
	DELION Stephane	FRA - France
	DEREGARD Laurent	FRA - France
<b>Field Event Judge - Group 2</b>	DWORNIK Damien	FRA - France
	FLESSATI Annie	FRA - France
	BERTOLOTTI Pierre	FRA - France
	NOURY Caroline	FRA - France
	FOURREAU Serge	FRA - France
	BONEL Mylene	FRA - France
	JACQUOT Herve	FRA - France
	POLIGNE Michel	FRA - France
	POLIGNE Jackie	FRA - France
<b>Field Event Judge - Group 3</b>	BARDOT Olivier	FRA - France



## Competition Officials

Officiels de compétition

As of MON 26 AUG 2024

Function	Name	Organisation
<b>Field Event Judge - Group 3</b>	ELDIN Nathaly	FRA - France
	GIROL Marguerite	FRA - France
	ISSUREE Gabrielle	FRA - France
	NOBLET Veronique	FRA - France
	FERRE Magali	FRA - France
	PELISSIER-VANHAMME Nadine	FRA - France
	PAILLER Aurore	FRA - France
	LETURGEZ-BRUNEL Coralie	FRA - France
<b>Field Event Judge - Group 4</b>	EZEH Florence	FRA - France
	OFFREDO Philippe	FRA - France
	TREHIN Bernard	FRA - France
	PAGET Berengere	FRA - France
	LOZACH Kevin	FRA - France
	SAINT-SURIN Audrey	FRA - France
	SIMONET Marie-Edith	FRA - France
	REY Carole	FRA - France
<b>Field Event Judge - Group 5</b>	LEBRUN Sebastien	FRA - France
	BURLETT Isabelle	FRA - France
	QUENOILLERE Soazig	FRA - France
	JOUSSE Christelle	FRA - France
	GOEPFERT Anne	FRA - France
	CELLIER Loica	FRA - France
	MARANT Christian	FRA - France
	JOLY Eric	FRA - France
<b>Field Event Judge - Group 6</b>	GOEPFERT Christian	FRA - France
	DOCHE FERRARI Chantal	FRA - France
	PUJAR Edward	FRA - France
	BESSOT Yolande	FRA - France
	LEVANNIER-SACLEUX Marie-Helene	FRA - France
	VALDENNAIRE Henri	FRA - France
	HARRAULT Gilles	FRA - France
	RIGOIR-LOUVEL Aude	FRA - France
<b>Measurement Judge</b>	POCHET Jean-Philippe	FRA - France
	CODEVELLE Jean-Christophe	FRA - France
	LAFOURCADE Philippe	FRA - France
	BARBET Fabien	FRA - France
	BIGNAN Benedicte	FRA - France
	BOIVIN Pierre	FRA - France
	MASSE Dominique	FRA - France
	PUREN Severine	FRA - France



## Competition Officials

Officiels de compétition

As of MON 26 AUG 2024

Function	Name	Organisation
<b>Measurement Judge</b>	VALERO Virginie	FRA - France
	VALETTE Sandrine	FRA - France
<b>Retriever Car Team Leader</b>	PHAM Alex	FRA - France
<b>National Technical Officials – Paralympic Marathon</b>		
<b>Competition Director</b>	LEGRAND Kevin	FRA - France
<b>Competition Director Assistant</b>	JOUSSE Mickael	FRA - France
<b>Meeting Manager</b>	DOUMENG Nicolas	FRA - France
<b>Meeting Manager Assistant</b>	CHEDEVILLE Pascal	FRA - France
<b>Assistant Referee</b>	BELLESSERT Philippe	FRA - France
<b>National Road Race Measurer</b>	GRALL Jean-Marie	FRA - France
<b>Video Referee Assistant</b>	BLANCARD Pierrick	FRA - France
<b>Photo Finish Judge Assistant</b>	BLEUZET Christophe	FRA - France
<b>Starter</b>	NEPPER Nicolas	FRA - France
<b>Starter's Assistant</b>	ARTU Estelle	FRA - France
	HUEBER Nadine	FRA - France
<b>Technical Information centre Manager</b>	CORNETTE Corentin	FRA - France
<b>Technical Information Centre Judge</b>	DEMAZEAU Elsa	FRA - France
	HERVE Yann	FRA - France
<b>Call Room Referee</b>	BUZZI Daniel	FRA - France
<b>Call Room Judge</b>	BRIGNAT Jacqueline	FRA - France
	LETOQUEUX Michel	FRA - France
	MONTOUT Christian	FRA - France
	SAINT-SURIN Audrey	FRA - France
	GEORGET Philippe	FRA - France
<b>Personal Refreshment Supervisor</b>	STEINVILLE Nathalie	FRA - France
	LEPREUX Patricia	FRA - France
	THEVENON Emmanuel	FRA - France
	RACAT Isabelle	FRA - France
	LETURGEZ-BRUNEL Coralie	FRA - France
	MARRADI Dominique	FRA - France
	LE GALLO Maryse	FRA - France
	LEGEAY Isabelle	FRA - France
	KUHN Nicolas	FRA - France
	BRUNSCHWIG Philippe	FRA - France
	EMMANUELLI Pascale	FRA - France
	FORMAL Yannick	FRA - France
	FEBVRE Valerie	FRA - France
CELLIER Loica	FRA - France	



## Competition Officials

Officiels de compétition

As of MON 26 AUG 2024

Function	Name	Organisation
<b>Personal Refreshment Supervisor</b>	AUGER Alexis	FRA - France
<b>Drinking Station Supervisor</b>	PLEE Maryline	FRA - France
	DUMAS Mireille	FRA - France
	ERICHER Giele	FRA - France
	BARTHOUX Laurence	FRA - France
	LESCOT Stephane	FRA - France
	RINJONNEAU Alain	FRA - France
	HERBAUT Christian	FRA - France
	PEDAT Patrick	FRA - France
	MONACHON Michele	FRA - France
	NONAT Benedicte	FRA - France
	LAVILLE Francoise	FRA - France
	GILLEN Dominique	FRA - France
	ANGER Arnaud	FRA - France
	MICOUD Dominique	FRA - France
<b>Refreshment Transportation Supervisor</b>	HURTES Robert	FRA - France
<b>Start / Finish areas Judge</b>	MARECHAL Isabelle	FRA - France
	LACHEREST Claude	FRA - France
	AVILES Patrick	FRA - France
	WATRICE Martine	FRA - France
	DELERUE Christian	FRA - France
	CACHOU Marie-Christine	FRA - France
<b>Kit Collection Supervisor</b>	DELABARRE Fabrice	FRA - France
<b>Road Race Umpire</b>	PIN Nicolas	FRA - France
	DAUNOIS Bruno	FRA - France
	CACHOU Jean-Jacques	FRA - France
	LAZURE Dominique	FRA - France
	LUCAS Didier	FRA - France
	DESNOES Christophe	FRA - France
<b>Team tents / Warm-up Supervisor</b>	DULON Philippe	FRA - France
<b>Team tents Supervisor</b>	RICHARD Edith	FRA - France

OUVRONS GRAND  
RAND LES JEUX OUV  
EN GAMES WIDE OF  
WIDE OPEN GAMES  
OUVRONS GRAND  
RAND LES JEUX OUV  
EN GAM WIDE OF  
S WIDE O GAMES  
OUVRONS GRAND  
RAND LES JEUX OUV  
EN GAMES WIDE OF  
S WIDE OPEN GAMES  
OUVRONS GRAND  
RAND LES JEUX OUV

