

PRNVS00000000.00053 00101718:23V01U



### Bosnia & Herzegovina (BIH)

No.	Name	Medical Class	Date of Birth	Club	National Selections			
					WCH	PG	Oth	Tot
1	GODINJAK Ismet	E	17 MAR 1973					
2	MANKO Adnan	E	16 JAN 1977					
3	NUHANOVIC Sevko (C)	E	17 SEP 1958					
4	IBRAKOVIC Edin	E	6 JUL 1962					
5	MEDIC Asim	E	3 AUG 1969					
6	CAUSEVIC Fikret	E	13 MAY 1973					
7	MAHMIC Zikret	E	4 JAN 1971					
8	HAMZIC Dzevad	E	4 SEP 1968					
9	L SALKIC Nedžad	E	26 OCT 1969					
10	CISIJA Abid	E	9 JAN 1967					
11	DELALIC Sabahudin	E	17 AUG 1972					
12	ALIC Nevzet	MD	5 JAN 1961					
<b>Uniform Colors</b>		<b>Shirt</b>		<b>Shorts</b>				
<b>Main</b>		Blue/Yellow		Blue				
<b>2nd</b>		Yellow/Blue		Blue				
<b>3rd</b>								
<b>Technical Staff</b>								
<b>Team Manager</b>		KRIKO Amir						
<b>Head Coach</b>		HRUSTEMOVIC Mirza						
<b>Assistant Coach</b>		COLIC Mehmed						
<b>Doctor</b>		AVDIC Dijana						
<b>Therapist/Trainer</b>								

**Legend:**

(C) Team Captain  
L Libero Player  
E Eligible

OG Paralympic Games  
Oth Other International Competitions  
MD Minimal Disability

Tot Total  
WCH World Championship

**PROVISIONAL**

PRNVS00000001.00053 00102317:37V01U



### Australia (AUS)

No.	Name	Medical Class	Date of Birth	Club	National Selections			
					WCH	PG	Oth	Tot
1	BRAY Edward	E	22 NOV 1954					
2	LEE Albert	E	17 OCT 1962					
3	WHITEMAN Mark	E	10 MAR 1968					
4	PRICE Kevin	E	20 AUG 1948					
5	CROFT Paul	E	11 MAR 1951					
6	GAY Darren	E	28 NOV 1969					
7	ROWORTH Brett (C)	E	23 OCT 1959					
8	SOBCZAK Greg	E	11 OCT 1970					
9	THOMPSON Bruce	E	20 MAR 1960					
10	PYNE Glenn	E	8 AUG 1957					
11	L NORTH Brant	E	5 NOV 1976					
<b>Uniform Colors</b>		<b>Shirt</b>		<b>Shorts</b>				
<b>Main</b>		Gold		Blue				
<b>2nd</b>		Green		Blue				
<b>3rd</b>								
<b>Technical Staff</b>								
<b>Team Manager</b>								
<b>Head Coach</b>		WEIPING Tu						
<b>Assistant Coach</b>		GLENN Stewart						
<b>Doctor</b>								
<b>Therapist/Trainer</b>								

**Legend:**

(C) Team Captain  
L Libero Player  
E Eligible

OG Paralympic Games  
Oth Other International Competitions  
MD Minimal Disability

Tot Total  
WCH World Championship

**PROVISIONAL**





### Egypt (EGY)

No.	Name	Medical Class	Date of Birth	Club	National Selections			
					WCH	PG	Oth	Tot
1	ELSHAWIKH Hesham	E	2 FEB 1975					
2	AWED Tamer	E	9 MAR 1971					
3	HASSAN Yasser	E	14 OCT 1973					
4	ABD ALLA Ashraf	E	25 FEB 1974					
5	EL BAHAEY Taher	E	9 JUN 1972					
7	HASSANEIN Salah	E	9 SEP 1974					
8	L ABD ELLATIF Abd Elnabi	E	18 JUN 1972					
9	HUSSEIN Mohamed	E	6 JAN 1968					
10	HASSAN Adel (C)	E	19 AUG 1966					
11	ELHELBAWI Rezek	E	1 JAN 1978					
12	ABD ELYAZID Mohamed	E	29 MAR 1979					
<b>Uniform Colors</b>		<b>Shirt</b>		<b>Shorts</b>				
<b>Main</b>		White/Red		White				
<b>2nd</b>		Green/White		Green				
<b>3rd</b>								
<b>Technical Staff</b>								
<b>Team Manager</b>								
<b>Head Coach</b>		DARWISH Mansour						
<b>Assistant Coach</b>		SALAMA Mohamed						
<b>Doctor</b>								
<b>Therapist/Trainer</b>								

<b>Legend:</b>					
(C)	Team Captain	OG	Paralympic Games	Tot	Total
L	Libero Player	Oth	Other International Competitions	WCH	World Championship
E	Eligible	MD	Minimal Disability		

**PROVISIONAL**















### Korea (KOR)

No.	Name	Medical Class	Date of Birth	Club	National Selections			
					WCH	PG	Oth	Tot
1	YOON Chul-Ho	E	21 APR 1967					
2	PARK Woo-Sung (C)	E	10 JUL 1963					
3	PARK Hyun-Dong	E	22 APR 1969					
4	LEE Jun-Hmm	E	28 NOV 1969					
5	L KIM Bong-Ju	E	22 OCT 1973					
6	KANG Duck-Chan	E	12 AUG 1967					
7	JEON Seon-Ju	E	16 JUN 1968					
8	KIM Sung-Hoon	E	6 OCT 1975					
9	SEO Gu-Hwaun	E	26 DEC 1967					
10	BACK Young-Kil	E	13 DEC 1968					
11	NA Myung-Jong	E	5 APR 1973					
12	MOON Kyoung-Rok	E	24 DEC 1971					
<b>Uniform Colors</b>		<b>Shirt</b>		<b>Shorts</b>				
<b>Main</b>		Red		Blue				
<b>2nd</b>		White		Blue				
<b>3rd</b>								
<b>Technical Staff</b>								
<b>Team Manager</b>								
<b>Head Coach</b>		PARK Tae-Hyun						
<b>Assistant Coach</b>								
<b>Doctor</b>								
<b>Therapist/Trainer</b>								

**Legend:**

(C) Team Captain  
L Libero Player  
E Eligible

OG Paralympic Games  
Oth Other International Competitions  
MD Minimal Disability

Tot Total  
WCH World Championship

**PROVISIONAL**





### Netherlands (NED)

No.	Name	Medical Class	Date of Birth	Club	National Selections				
					WCH	PG	Oth	Tot	
1	TOP Pieter	E	13 FEB 1959						
3	AALDERS Henk	E	24 DEC 1955						
4	OONK Alfred	E	10 JAN 1964						
5	L VENDERBOSCH Andre	E	25 MAY 1967						
6	OOMEN Harry	E	25 JUL 1960						
7	DURGE Ron	E	17 JAN 1964						
8	TIMMERMAN Edwin	E	11 NOV 1972						
9	TIBBEN Stefan	MD	21 APR 1969						
10	LIJSSEN Martin	E	25 AUG 1967						
11	van der BROEK Edwin	E	28 JUL 1976						
12	VERSTAPPEN Johan (C)	MD	15 APR 1970						
14	REEKERS Johan	E	28 DEC 1957						
<b>Uniform Colors</b>		<b>Shirt</b>		<b>Shorts</b>					
<b>Main</b>		Orange/Blue		Blue					
<b>2nd</b>		Blue/Orange		Blue					
<b>3rd</b>		Dark Blue/Red		Blue					
<b>Technical Staff</b>									
<b>Team Manager</b>		DOST Henk							
<b>Head Coach</b>		JANSEN Kees							
<b>Assistant Coach</b>		BANFI Jozef							
<b>Doctor</b>									
<b>Therapist/Trainer</b>		BEELLEN Henkjan							

**Legend:**

(C) Team Captain  
L Libero Player  
E Eligible

OG Paralympic Games  
Oth Other International Competitions  
MD Minimal Disability

Tot Total  
WCH World Championship

**PROVISIONAL**



PRNVS00000002.00053 00101618:48V01U















### Hungary (HUN)

No.	Name	Medical Class	Date of Birth	Club	National Selections			
					WCH	PG	Oth	Tot
1	LOCSEI Sandor	E	18 MAY 1956					
2	SZIGEDI Laszlo	E	29 MAR 1967					
3	SZABO Laszlo	MD	26 DEC 1968					
4	GAL Janos	E	24 MAR 1954					
5	PERES Janos	E	16 FEB 1959					
6	KEKECS Miklos	E	30 JUL 1955					
7	DOMOKOS Andras (C)	E	24 MAY 1956					
8	STIRCZER Jozsef	E	17 SEP 1963					
9	L KOVACS Laszlo	E	4 JUN 1973					
10	SZECSENYI Lajos	E	28 APR 1961					
14	MANYAK Attila	MD	1 DEC 1972					
15	MAKAROVSKI Sandor	E	2 JUL 1966					
<b>Uniform Colors</b>		<b>Shirt</b>		<b>Shorts</b>				
<b>Main</b>		Blue		Green				
<b>2nd</b>		Blue		Red				
<b>3rd</b>								
<b>Technical Staff</b>								
<b>Team Manager</b>								
<b>Head Coach</b>								
<b>Assistant Coach</b>								
<b>Doctor</b>								
<b>Therapist/Trainer</b>								

**Legend:**

(C) Team Captain  
L Libero Player  
E Eligible

OG Paralympic Games  
Oth Other International Competitions  
MD Minimal Disability

Tot Total  
WCH World Championship

FOR USE AT PRELIMINARY ENQUIRY

**PROVISIONAL**



### Islamic Republic of Iran (IRI)

No.	Name	Medical Class	Date of Birth	Club	National Selections			
					WCH	PG	Oth	Tot
1	ESHAGHI Ali	E	11 DEC 1971					
2	RAHIMI Mohammadreza	E	12 OCT 1971					
3	PEIDAYESH Reza	MD	5 SEP 1978					
4	KASHFIA Ali (C)	E	12 DEC 1963					
5	SOLEIMANI Majid	E	9 JUN 1964					
6	GOLKAR AZGHANDI Ali	E	21 MAR 1969					
7	L ASHOURI Farshid	E	21 MAR 1964					
8	EIMERI Jalil	E	21 SEP 1972					
9	ZIRAH Isha	E	4 JUN 1979					
10	FIROUZI Parviz	E	20 FEB 1968					
11	SALAVATIAN Aliakbar	E	2 MAY 1967					
12	BEHRAVAN Hojat	E	19 DEC 1979					
<b>Uniform Colors</b>		<b>Shirt</b>		<b>Shorts</b>				
<b>Main</b>		Dark Blue		White				
<b>2nd</b>		Grey		Red				
<b>3rd</b>		Green						
<b>Technical Staff</b>								
<b>Team Manager</b>								
<b>Head Coach</b>								
<b>Assistant Coach</b>								
<b>Doctor</b>								
<b>Therapist/Trainer</b>								

**Legend:**

(C) Team Captain  
L Libero Player  
E Eligible

OG Paralympic Games  
Oth Other International Competitions  
MD Minimal Disability

Tot Total  
WCH World Championship

FOR USE AT PRELIMINARY ENQUIRY

**PROVISIONAL**









### Libyan Arab Jamahiriya (LBA)

No.	Name	Medical Class	Date of Birth	Club	National Selections			
					WCH	PG	Oth	Tot
2	L SALIL Ali Said	E	1 JAN 1975					
3	ALMEDNENE Mousbah A M	E	15 MAY 1972					
4	ELKELABE Zuhair M	E	1 JAN 1967					
5	ELGHASHIR Abulgasem	E	29 NOV 1968					
6	SAEID I Hashem	E	17 APR 1971					
7	M SUSAEN Gama	E	16 APR 1975					
8	ALAGURI Salah (C)	E	19 APR 1967					
9	ABDELGADER SALEH Saleh Ibrahim	E	2 JAN 1967					
10	ABUSETIN Mustafa	E	26 DEC 1968					
11	EMHEMED SALEM Salem	E	1 JAN 1967					
12	ZAITUNI Abdulhakim H	E	28 JAN 1969					
13	MANSUR Salem	E	2 OCT 1965					
<b>Uniform Colors</b>		<b>Shirt</b>		<b>Shorts</b>				
<b>Main</b>		White		Green				
<b>2nd</b>		Green		White				
<b>3rd</b>								
<b>Technical Staff</b>								
<b>Team Manager</b>								
<b>Head Coach</b>								
<b>Assistant Coach</b>								
<b>Doctor</b>								
<b>Therapist/Trainer</b>								

<b>Legend:</b>			
(C)	Team Captain	OG	Paralympic Games
L	Libero Player	Oth	Other International Competitions
E	Eligible	MD	Minimal Disability
		Tot	Total
		WCH	World Championship

FOR USE AT PRELIMINARY ENQUIRY

**PROVISIONAL**





PRNVS00000003.00038 00102021:25V01U

## List of Competition Officials

Reference	Function	FAMILY NAME	Given Name	G	Date of Birth	Height m/ft-in	Weight kg/lbs	ISO	R/L	Accreditation	Int. Fed. Number
<b>NPC Code : AUS</b>											
201	Linesman	Barker	Simone	M		0.00		AUS			
		<b>Print Name/Short Print Name</b>		<b>TV Name/TV Initial Name</b>				<b>Scoreboard Name 1/Scoreboard Name 2</b>			
		BARKER Simone		Simone Barker				BARKER SIMONE			
		BARKER Simone		S. Barker				BARKER S.			
202	Linesman	Bolt	Donald	M		0.00		AUS			
		<b>Print Name/Short Print Name</b>		<b>TV Name/TV Initial Name</b>				<b>Scoreboard Name 1/Scoreboard Name 2</b>			
		BOLT Donald		Donald Bolt				BOLT DONALD			
		BOLT Donald		D. Bolt				BOLT D.			
203	Linesman	Byrnes	John	M		0.00		AUS			
		<b>Print Name/Short Print Name</b>		<b>TV Name/TV Initial Name</b>				<b>Scoreboard Name 1/Scoreboard Name 2</b>			
		BYRNES John		John Byrnes				BYRNES JOHN			
		BYRNES John		J. Byrnes				BYRNES J.			
311	C. Committe	Couzner	Barry	M		0.00		AUS			
		<b>Print Name/Short Print Name</b>		<b>TV Name/TV Initial Name</b>				<b>Scoreboard Name 1/Scoreboard Name 2</b>			
		COUZNER Barry		Barry Couzner				COUZNER BARRY			
		COUZNER Barry		B. Couzner				COUZNER B.			
104	Main Referee	Davison	Andrew	M		0.00		AUS			
		<b>Print Name/Short Print Name</b>		<b>TV Name/TV Initial Name</b>				<b>Scoreboard Name 1/Scoreboard Name 2</b>			
		DAVISON Andrew		Andrew Davison				DAVISON ANDREW			
		DAVISON Andrew		A. Davison				DAVISON A.			
107	Main Referee	Fibrich	Maciek	M		0.00		AUS			
		<b>Print Name/Short Print Name</b>		<b>TV Name/TV Initial Name</b>				<b>Scoreboard Name 1/Scoreboard Name 2</b>			
		FIBRICH Maciek		Maciek Fibrich				FIBRICH MACIEK			
		FIBRICH Maciek		M. Fibrich				FIBRICH M.			
110	Main Referee	Giugni	Stephen	M		0.00		AUS			
		<b>Print Name/Short Print Name</b>		<b>TV Name/TV Initial Name</b>				<b>Scoreboard Name 1/Scoreboard Name 2</b>			
		GIUGNI Stephen		Stephen Giugni				GIUGNI STEPHEN			
		GIUGNI Stephen		S. Giugni				GIUGNI S.			
210	Linesman	James	Bronwyn	M		0.00		AUS			
		<b>Print Name/Short Print Name</b>		<b>TV Name/TV Initial Name</b>				<b>Scoreboard Name 1/Scoreboard Name 2</b>			
		JAMES Bronwyn		Bronwyn James				JAMES BRONWYN			
		JAMES Bronwyn		B. James				JAMES B.			
211	Linesman	Lentin	Kevin	M		0.00		AUS			
		<b>Print Name/Short Print Name</b>		<b>TV Name/TV Initial Name</b>				<b>Scoreboard Name 1/Scoreboard Name 2</b>			
		LENTIN Kevin		Kevin Lentin				LENTIN KEVIN			
		LENTIN Kevin		K. Lentin				LENTIN K.			
114	Main Referee	Logan	Colin	M		0.00		AUS			
		<b>Print Name/Short Print Name</b>		<b>TV Name/TV Initial Name</b>				<b>Scoreboard Name 1/Scoreboard Name 2</b>			
		LOGAN Colin		Colin Logan				LOGAN COLIN			
		LOGAN Colin		C. Logan				LOGAN C.			
312	C. Committe	Muller	Phil	M		0.00		AUS			
		<b>Print Name/Short Print Name</b>		<b>TV Name/TV Initial Name</b>				<b>Scoreboard Name 1/Scoreboard Name 2</b>			
		MULLER Phil		Phil Muller				MULLER PHIL			
		MULLER Phil		P. Muller				MULLER P.			
216	Linesman	Neal	Brian	M		0.00		AUS			
		<b>Print Name/Short Print Name</b>		<b>TV Name/TV Initial Name</b>				<b>Scoreboard Name 1/Scoreboard Name 2</b>			
		NEAL Brian		Brian Neal				NEAL BRIAN			
		NEAL Brian		B. Neal				NEAL BRIAN			

**LEGENDS**

G - Gender

R - Right Handed

L - Left Handed

M - Man

W - Woman

**PROVISIONAL**

## List of Competition Officials

Reference	Function	FAMILY NAME	Given Name	G	Date of Birth	Height m/ft-in	Weight kg/lbs	ISO	R/L	Accreditation	Int. Fed. Number
<b>NPC Code : AUS</b>											
217	Linesman	Nguyen	Phong	M		0.00		AUS			
<b>Print Name/Short Print Name</b>				<b>TV Name/TV Initial Name</b>				<b>Scoreboard Name 1/Scoreboard Name 2</b>			
		NGUYEN Phong		Phong Nguyen				NGUYEN PHONG			
		NGUYEN Phong		P. Nguyen				NGUYEN P.			
219	Linesman	Paterson	Scott	M		0.00		AUS			
<b>Print Name/Short Print Name</b>				<b>TV Name/TV Initial Name</b>				<b>Scoreboard Name 1/Scoreboard Name 2</b>			
		PATERSON Scott		Scott Paterson				PATERSON SCOTT			
		PATERSON Scott		S. Paterson				PATERSON S			
220	Linesman	Rodger	Andrew	M		0.00		AUS			
<b>Print Name/Short Print Name</b>				<b>TV Name/TV Initial Name</b>				<b>Scoreboard Name 1/Scoreboard Name 2</b>			
		RODGER Andrew		Andrew Rodger				RODGER ANDREW			
		RODGER Andrew		A. Rodger				RODGER A.			
304	C. Committe	Sadari	Amir	M		0.00		AUS			
<b>Print Name/Short Print Name</b>				<b>TV Name/TV Initial Name</b>				<b>Scoreboard Name 1/Scoreboard Name 2</b>			
		SADARI Amir		Amir Sadari				SADARI AMIR			
		SADARI Amir		A. Sadari				SADARI A.			
223	Linesman	Sekhar	Niranjan	M		0.00		AUS			
<b>Print Name/Short Print Name</b>				<b>TV Name/TV Initial Name</b>				<b>Scoreboard Name 1/Scoreboard Name 2</b>			
		SEKHAR Niranjan		Niranjan Sekhar				SEKHAR NIRANJAN			
		SEKHAR Niranjan		N. Sekhar				SEKHAR N.			
225	Linesman	Toovey	Leigh	M		0.00		AUS			
<b>Print Name/Short Print Name</b>				<b>TV Name/TV Initial Name</b>				<b>Scoreboard Name 1/Scoreboard Name 2</b>			
		TOOVEY Leigh		Leigh Toovey				TOOVEY LEIGH			
		TOOVEY Leigh		L. Toovey				TOOVEY L.			
308	C. Committe	Barron	Jenni	W		0.00		AUS			
<b>Print Name/Short Print Name</b>				<b>TV Name/TV Initial Name</b>				<b>Scoreboard Name 1/Scoreboard Name 2</b>			
		BARRON Jenni		Jenni Barron				BARRON JENNI			
		BARRON Jenni		J. Barron				BARRON J.			
204	Linesman	Clark	Lynne	W		0.00		AUS			
<b>Print Name/Short Print Name</b>				<b>TV Name/TV Initial Name</b>				<b>Scoreboard Name 1/Scoreboard Name 2</b>			
		CLARK Lynne		Lynne Clark				CLARK LYNNE			
		CLARK Lynne		L. Clark				CLARK L.			
205	Linesman	Fowler	Janet	W		0.00		AUS			
<b>Print Name/Short Print Name</b>				<b>TV Name/TV Initial Name</b>				<b>Scoreboard Name 1/Scoreboard Name 2</b>			
		FOWLER Janet		Janet Fowler				FOWLER JANET			
		FOWLER Janet		J. Fowler				FOWLER J.			
208	Linesman	Harrisson	Sarah	W		0.00		AUS			
<b>Print Name/Short Print Name</b>				<b>TV Name/TV Initial Name</b>				<b>Scoreboard Name 1/Scoreboard Name 2</b>			
		HARRISSON Sarah		Sarah Harrisson				HARRISSON SARAH			
		HARRISSON Sarah		S. Harrisson				HARRISSON			
212	Linesman	Longley	Kathryn	W		0.00		AUS			
<b>Print Name/Short Print Name</b>				<b>TV Name/TV Initial Name</b>				<b>Scoreboard Name 1/Scoreboard Name 2</b>			
		LONGLEY Kathryn		Kathryn Longley				LONGLEY KATHRYN			
		LONGLEY Kathryn		K. Longley				LONGLEY K.			
218	Linesman	Passfield	Karen	W		0.00		AUS			
<b>Print Name/Short Print Name</b>				<b>TV Name/TV Initial Name</b>				<b>Scoreboard Name 1/Scoreboard Name 2</b>			
		PASSFIELD Karen		Karen Passfield				PASSFIELD KAREN			
		PASSFIELD Karen		K. Passfield				PASSFIELD			

**LEGENDS**

G - Gender

R - Right Handed

L - Left Handed

M - Man

W - Woman

**PROVISIONAL**

## List of Competition Officials

Reference	Function	FAMILY NAME	Given Name	G	Date of Birth	Height m/ft-in	Weight kg/lbs	ISO	R/L	Accreditation	Int. Fed. Number
<b>NPC Code : AUS</b>											
222	Linesman	Schulbergs	Marika	W		0.00		AUS			
<b>Print Name/Short Print Name</b>				<b>TV Name/TV Initial Name</b>				<b>Scoreboard Name 1/Scoreboard Name 2</b>			
SCHULBERGS Marika				Marika Schulbergs				SCHULBERGS MARIKA			
SCHULBERGS Marika				M. Schulbergs				SCHULBERGS			
226	Linesman	Tweedie	Catriona	W		0.00		AUS			
<b>Print Name/Short Print Name</b>				<b>TV Name/TV Initial Name</b>				<b>Scoreboard Name 1/Scoreboard Name 2</b>			
TWEEDIE Catriona				Catriona Tweedie				TWEEDIE CATRIONA			
TWEEDIE Catriona				C. Tweedie				TWEEDIE C.			
227	Linesman	Warr	Susan	W		0.00		AUS			
<b>Print Name/Short Print Name</b>				<b>TV Name/TV Initial Name</b>				<b>Scoreboard Name 1/Scoreboard Name 2</b>			
WARR Susan				Susan Warr				WARR SUSAN			
WARR Susan				S. Warr				WARR SUSAN			
<b>NPC Code : AUT</b>											
109	Main Referee	Fuchs	Elisabeth	W		0.00		AUT			
<b>Print Name/Short Print Name</b>				<b>TV Name/TV Initial Name</b>				<b>Scoreboard Name 1/Scoreboard Name 2</b>			
FUCHS Elisabeth				Elisabeth Fuchs				FUCHS ELISABETH			
FUCHS Elisabeth				E. Fuchs				FUCHS E.			
<b>NPC Code : BIH</b>											
111	Main Referee	Helac	Senad	M		0.00		BIH			
<b>Print Name/Short Print Name</b>				<b>TV Name/TV Initial Name</b>				<b>Scoreboard Name 1/Scoreboard Name 2</b>			
HELAC Senad				Senad Helac				HELAC SENAD			
HELAC Senad				S. Helac				HELAC S.			
<b>NPC Code : CAN</b>											
105	Main Referee	Farmer	Pierre	M		0.00		CAN			
<b>Print Name/Short Print Name</b>				<b>TV Name/TV Initial Name</b>				<b>Scoreboard Name 1/Scoreboard Name 2</b>			
FARMER Pierre				Pierre Farmer				FARMER PIERRE			
FARMER Pierre				P. Farmer				FARMER P.			
<b>NPC Code : EGY</b>											
119	Main Referee	Shehata	Mohamed	M		0.00		EGY			
<b>Print Name/Short Print Name</b>				<b>TV Name/TV Initial Name</b>				<b>Scoreboard Name 1/Scoreboard Name 2</b>			
SHEHATA Mohamed				Mohamed Shehata				SHEHATA MOHAMED			
SHEHATA Mohamed				M. Shehata				SHEHATA M.			
<b>NPC Code : ESP</b>											
302	C. Committe	Pont	Juan	M		0.00		ESP			
<b>Print Name/Short Print Name</b>				<b>TV Name/TV Initial Name</b>				<b>Scoreboard Name 1/Scoreboard Name 2</b>			
PONT Juan				Juan Pont				PONT JUAN			
PONT Juan				J. Pont				PONT JUAN			
310	C. Committe	Riera	Cristina	W		0.00		ESP			
<b>Print Name/Short Print Name</b>				<b>TV Name/TV Initial Name</b>				<b>Scoreboard Name 1/Scoreboard Name 2</b>			
RIERA Cristina				Cristina Riera				RIERA CRISTINA			
RIERA Cristina				C. Riera				RIERA C.			
<b>NPC Code : FIN</b>											
120	Main Referee	Soederholm	Seppo	M		0.00		FIN			
<b>Print Name/Short Print Name</b>				<b>TV Name/TV Initial Name</b>				<b>Scoreboard Name 1/Scoreboard Name 2</b>			
SOEDERHOLM Seppo				Seppo Soederholm				SOEDERHOLM SEPPO			
SOEDERHOLM Seppo				S. Soederholm				SOEDERHOLM			

### LEGENDS

G - Gender

R - Right Handed

L - Left Handed

M - Man

W - Woman

**PROVISIONAL**



## List of Competition Officials

Volleyball - Sitting

Volleyball - Sitting

Volleyball - Sitting

Volleyball - Sitting

Volleyball - Sitting

Volleyball - Sitting

Reference	Function	FAMILY NAME	Given Name	G	Date of Birth	Height m/ft-in	Weight kg/lbs	ISO	R/L	Accreditation	Int. Fed. Number
<b>NPC Code : GBR</b>											
307	C. Committe	Walton	Steve	M		0.00		GBR			
<b>Print Name/Short Print Name</b>		<b>TV Name/TV Initial Name</b>		<b>Scoreboard Name 1/Scoreboard Name 2</b>							
WALTON Steve		Steve Walton		WALTON STEVE							
WALTON Steve		S. Walton		WALTON S.							
<b>NPC Code : GER</b>											
118	Main Referee	Probst	Anton	M		0.00		GER			
<b>Print Name/Short Print Name</b>		<b>TV Name/TV Initial Name</b>		<b>Scoreboard Name 1/Scoreboard Name 2</b>							
PROBST Anton		Anton Probst		PROBST ANTON							
PROBST Anton		A. Probst		PROBST A.							
306	C. Committe	Schonsteiner	Jurgen	M		0.00		GER			
<b>Print Name/Short Print Name</b>		<b>TV Name/TV Initial Name</b>		<b>Scoreboard Name 1/Scoreboard Name 2</b>							
SCHONSTEINER Jurgen		Jurgen Schonsteiner		SCHONSTEINER JURGEN							
SCHONSTEINER Jurgen		J. Schonsteiner		SCHONSTEI.							
108	Main Referee	Fischer	Ute Maria	W		0.00		GER			
<b>Print Name/Short Print Name</b>		<b>TV Name/TV Initial Name</b>		<b>Scoreboard Name 1/Scoreboard Name 2</b>							
FISCHER Ute Maria		Ute Maria Fischer		FISCHER UTE MARIA							
FISCHER Ute Maria		U.M. Fischer		FISCHER UM							
<b>NPC Code : HUN</b>											
112	Main Referee	Karadi	Gabor	M		0.00		HUN			
<b>Print Name/Short Print Name</b>		<b>TV Name/TV Initial Name</b>		<b>Scoreboard Name 1/Scoreboard Name 2</b>							
KARADI Gabor		Gabor Karadi		KARADI GABOR							
KARADI Gabor		G. Karadi		KARADI G.							
<b>NPC Code : IRI</b>											
113	Main Referee	Khoeini	Hossein	M		0.00		IRI			
<b>Print Name/Short Print Name</b>		<b>TV Name/TV Initial Name</b>		<b>Scoreboard Name 1/Scoreboard Name 2</b>							
KHOEINI Hossein		Hossein Khoeini		KHOEINI HOSSEIN							
KHOEINI Hossein		H. Khoeini		KHOEINI H.							
122	Main Referee	Torabialamouti	Khesrollah	M		0.00		IRI			
<b>Print Name/Short Print Name</b>		<b>TV Name/TV Initial Name</b>		<b>Scoreboard Name 1/Scoreboard Name 2</b>							
TORABIALAMOUTI Khesrollah		Khesrollah Torabialamouti		TORABIALAMOUTI K.							
TORABIALAMOUTI K.		K. Torabialamouti		TORABIALA.							
<b>NPC Code : ISR</b>											
309	C. Committe	Danziger	Aharon	M		0.00		ISR			
<b>Print Name/Short Print Name</b>		<b>TV Name/TV Initial Name</b>		<b>Scoreboard Name 1/Scoreboard Name 2</b>							
DANZIGER Aharon		Aharon Danziger		DANZIGER AHARON							
DANZIGER Aharon		A. Danziger		DANZIGER A							
115	Main Referee	Lotan	Gabriel	M		0.00		ISR			
<b>Print Name/Short Print Name</b>		<b>TV Name/TV Initial Name</b>		<b>Scoreboard Name 1/Scoreboard Name 2</b>							
LOTAN Gabriel		Gabriel Lotan		LOTAN GABRIEL							
LOTAN Gabriel		G. Lotan		LOTAN G.							
303	C. Committe	Rosenthal	Radu	M		0.00		ISR			
<b>Print Name/Short Print Name</b>		<b>TV Name/TV Initial Name</b>		<b>Scoreboard Name 1/Scoreboard Name 2</b>							
ROSENTHAL Radu		Radu Rosenthal		ROSENTHAL RADU							
ROSENTHAL Radu		R. Rosenthal		ROSENTHAL							
<b>NPC Code : LAT</b>											
200	Linesman	Alksnis	Ritvars	M		0.00		LAT			
<b>Print Name/Short Print Name</b>		<b>TV Name/TV Initial Name</b>		<b>Scoreboard Name 1/Scoreboard Name 2</b>							
ALKSNIS Ritvars		Ritvars Alksnis		ALKSNIS RITVARIS							
ALKSNIS Ritvars		R. Alksnis		ALKSNIS R.							

**LEGENDS**

G - Gender

R - Right Handed

L - Left Handed

M - Man

W - Woman

**PROVISIONAL**

## List of Competition Officials

Volleyball - Sitting

Volleyball - Sitting

Volleyball - Sitting

Volleyball - Sitting

Volleyball - Sitting

Volleyball - Sitting

Reference	Function	FAMILY NAME	Given Name	G	Date of Birth	Height m/ft-in	Weight kg/lbs	ISO	R/L	Accreditation	Int. Fed. Number
<b>NPC Code : NED</b>											
300	C. Committe	Brouwers	Gerard	M		0.00		NED			
<b>Print Name/Short Print Name</b>				<b>TV Name/TV Initial Name</b>				<b>Scoreboard Name 1/Scoreboard Name 2</b>			
BROUWERS Gerard				Gerard Brouwers				BROUWERS GERARD			
BROUWERS Gerard				G. Brouwers				BROUWERS G			
301	C. Committe	Klien	Frits	M		0.00		NED			
<b>Print Name/Short Print Name</b>				<b>TV Name/TV Initial Name</b>				<b>Scoreboard Name 1/Scoreboard Name 2</b>			
KLIEN Frits				Frits Klien				KLIEN FRITS			
KLIEN Frits				F. Klien				KLIEN F.			
215	Linesman	Meulenkamp	Martijn	M		0.00		NED			
<b>Print Name/Short Print Name</b>				<b>TV Name/TV Initial Name</b>				<b>Scoreboard Name 1/Scoreboard Name 2</b>			
MEULENKAMP Martijn				Martijn Meulenkamp				MEULENKAMP MARTIJN			
MEULENKAMP Martijn				M. Meulenkamp				MEULENKAMP			
305	C. Committe	Savelkoul	Gene	M		0.00		NED			
<b>Print Name/Short Print Name</b>				<b>TV Name/TV Initial Name</b>				<b>Scoreboard Name 1/Scoreboard Name 2</b>			
SAVELKOUL Gene				Gene Savelkoul				SAVELKOUL GENE			
SAVELKOUL Gene				G. Savelkoul				SAVELKOUL			
221	Linesman	Schipper	Eddy	M		0.00		NED			
<b>Print Name/Short Print Name</b>				<b>TV Name/TV Initial Name</b>				<b>Scoreboard Name 1/Scoreboard Name 2</b>			
SCHIPPER Eddy				Eddy Schipper				SCHIPPER EDDY			
SCHIPPER Eddy				E. Schipper				SCHIPPER E			
123	Main Referee	Van De Loo	Henricus	M		0.00		NED			
<b>Print Name/Short Print Name</b>				<b>TV Name/TV Initial Name</b>				<b>Scoreboard Name 1/Scoreboard Name 2</b>			
VAN DE LOO Henricus				Henricus Van De Loo				VAN DE LOO HENRICUS			
VAN DE LOO Henricus				H. Van De Loo				VAN DE LOO			
<b>NPC Code : NOR</b>											
121	Main Referee	Solvang	Jan Otto	M		0.00		NOR			
<b>Print Name/Short Print Name</b>				<b>TV Name/TV Initial Name</b>				<b>Scoreboard Name 1/Scoreboard Name 2</b>			
SOLVANG Jan Otto				Jan Otto Solvang				SOLVANG JAN OTTO			
SOLVANG Jan Otto				J.O. Solvang				SOLVANG JO			
<b>NPC Code : RUS</b>											
103	Main Referee	Chirchov	Stepan	M		0.00		RUS			
<b>Print Name/Short Print Name</b>				<b>TV Name/TV Initial Name</b>				<b>Scoreboard Name 1/Scoreboard Name 2</b>			
CHIRCHOV Stepan				Stepan Chirchov				CHIRCHOV STEPAN			
CHIRCHOV Stepan				S. Chirchov				CHIRCHOV S			
116	Main Referee	Ouvarov	Oleg	M		0.00		RUS			
<b>Print Name/Short Print Name</b>				<b>TV Name/TV Initial Name</b>				<b>Scoreboard Name 1/Scoreboard Name 2</b>			
OUVAROV Oleg				Oleg Ouvarov				OUVAROV OLEG			
OUVAROV Oleg				O. Ouvarov				OUVAROV O.			
<b>NPC Code : SLO</b>											
117	Main Referee	Plesnik	Janko	M		0.00		SLO			
<b>Print Name/Short Print Name</b>				<b>TV Name/TV Initial Name</b>				<b>Scoreboard Name 1/Scoreboard Name 2</b>			
PLESNIK Janko				Janko Plesnik				PLESNIK JANKO			
PLESNIK Janko				J. Plesnik				PLESNIK J.			
<b>NPC Code : SWE</b>											
100	Main Referee	Andersson	Mats	M		0.00		SWE			
<b>Print Name/Short Print Name</b>				<b>TV Name/TV Initial Name</b>				<b>Scoreboard Name 1/Scoreboard Name 2</b>			
ANDERSSON Mats				Mats Andersson				ANDERSSON MATS			
ANDERSSON Mats				M. Andersson				ANDERSSON			

### LEGENDS

G - Gender

R - Right Handed

L - Left Handed

M - Man

W - Woman

**PROVISIONAL**

## List of Competition Officials

Reference	Function	FAMILY NAME	Given Name	G	Date of Birth	Height m/ft-in	Weight kg/lbs	ISO	R/L	Accreditation	Int. Fed. Number
<b>NPC Code : THA</b>											
102	Main Referee	Chareonpong	Songsak	M		0.00		THA			
<b>Print Name/Short Print Name</b>				<b>TV Name/TV Initial Name</b>				<b>Scoreboard Name 1/Scoreboard Name 2</b>			
		CHAREONPONG Songsak		Songsak Chareonpong				CHAREONPONG SONGSAK			
		CHAREONPONG Songsak		S. Chareonpong				CHAREONPO.			
<b>NPC Code : UKR</b>											
106	Main Referee	Feldshteyn	Viktor	M		0.00		UKR			
<b>Print Name/Short Print Name</b>				<b>TV Name/TV Initial Name</b>				<b>Scoreboard Name 1/Scoreboard Name 2</b>			
		FELDSHTEYN Viktor		Viktor Feldshteyn				FELDSHTEYN VIKTOR			
		FELDSHTEYN Viktor		V. Feldshteyn				FELDSHTEYN			
<b>NPC Code : USA</b>											
101	Main Referee	Campbell	Joe	M		0.00		USA			
<b>Print Name/Short Print Name</b>				<b>TV Name/TV Initial Name</b>				<b>Scoreboard Name 1/Scoreboard Name 2</b>			
		CAMPBELL Joe		Joe Campbell				CAMPBELL JOE			
		CAMPBELL Joe		J. Campbell				CAMPBELL J			
206	Linesman	Gibbs	Mike	M		0.00		USA			
<b>Print Name/Short Print Name</b>				<b>TV Name/TV Initial Name</b>				<b>Scoreboard Name 1/Scoreboard Name 2</b>			
		GIBBS Mike		Mike Gibbs				GIBBS MIKE			
		GIBBS Mike		M. Gibbs				GIBBS MIKE			
207	Linesman	Gillete	Jacob	M		0.00		USA			
<b>Print Name/Short Print Name</b>				<b>TV Name/TV Initial Name</b>				<b>Scoreboard Name 1/Scoreboard Name 2</b>			
		GILLETE Jacob		Jacob Gillete				GILLETE JACOB			
		GILLETE Jacob		J. Gillete				GILLETE J.			
209	Linesman	Hughes	Paul	M		0.00		USA			
<b>Print Name/Short Print Name</b>				<b>TV Name/TV Initial Name</b>				<b>Scoreboard Name 1/Scoreboard Name 2</b>			
		HUGHES Paul		Paul Hughes				HUGHES PAUL			
		HUGHES Paul		P. Hughes				HUGHES P.			
224	Linesman	Thinnes	Roger	M		0.00		USA			
<b>Print Name/Short Print Name</b>				<b>TV Name/TV Initial Name</b>				<b>Scoreboard Name 1/Scoreboard Name 2</b>			
		THINNES Roger		Roger Thinnes				THINNES ROGER			
		THINNES Roger		R. Thinnes				THINNES R.			
229	Linesman	Yoe	Dee	M		0.00		USA			
<b>Print Name/Short Print Name</b>				<b>TV Name/TV Initial Name</b>				<b>Scoreboard Name 1/Scoreboard Name 2</b>			
		YOE Dee		Dee Yoe				YOE DEE			
		YOE Dee		D. Yoe				YOE DEE			
213	Linesman	McIntyre	Leisa	W		0.00		USA			
<b>Print Name/Short Print Name</b>				<b>TV Name/TV Initial Name</b>				<b>Scoreboard Name 1/Scoreboard Name 2</b>			
		MCINTYRE Leisa		Leisa McIntyre				MCINTYRE LEISA			
		MCINTYRE Leisa		L. McIntyre				MCINTYRE L			
214	Linesman	McMahon	Jeannine	W		0.00		USA			
<b>Print Name/Short Print Name</b>				<b>TV Name/TV Initial Name</b>				<b>Scoreboard Name 1/Scoreboard Name 2</b>			
		MCMAHON Jeannine		Jeannine McMahon				MCMAHON JEANNINE			
		MCMAHON Jeannine		J. McMahon				MCMAHON J.			
228	Linesman	Wilson	Elizabeth	W		0.00		USA			
<b>Print Name/Short Print Name</b>				<b>TV Name/TV Initial Name</b>				<b>Scoreboard Name 1/Scoreboard Name 2</b>			
		WILSON Elizabeth		Elizabeth Wilson				WILSON ELIZABETH			
		WILSON Elizabeth		E. Wilson				WILSON E.			

### LEGENDS

G - Gender

R - Right Handed

L - Left Handed

M - Man

W - Woman

**PROVISIONAL**

PRNVS00000004.00034 00101716:17V01U

NAME	NPC
ALKSNIS Ritvars	Latvia (LAT)
ANDERSSON Mats	Sweden (SWE)
BARKER Simone	Australia (AUS)
BARRON Jenni	Australia (AUS)
BOLT Donald	Australia (AUS)
BROUWERS Gerard	Netherlands (NED)
BYRNES John	Australia (AUS)
CAMPBELL Joe	United States of America (USA)
CHAREONPONG Songsak	Thailand (THA)
CHIRCHOV Stepan	Russian Federation (RUS)
CLARK Lynne	Australia (AUS)
DANZIGER Dr. Aharon	Israel (ISR)
DAVISON Andrew	Australia (AUS)
FARMER Pierre	Canada (CAN)
FELDSHTEYN Viktor	Ukraine (UKR)
FIBRICH Maciek	Australia (AUS)
FISCHER Ute Maria	Germany (GER)
FOWLER Janet	Australia (AUS)
FUCHS Elisabeth	Austria (AUT)
GIBBS Mike	United States of America (USA)
GILLETE Jacob	United States of America (USA)
GIUGNI Stephen	Australia (AUS)
HARRISSON Sarah	Australia (AUS)
HELAC Senad	Bosnia & Herzegovina (BIH)
HUGHES Paul	United States of America (USA)
JAMES Bronwyn	Australia (AUS)
KARADI Gabor	Hungary (HUN)
KHOEINI Hossein	Islamic Republic of Iran (IRI)
KLIEN Frits	Netherlands (NED)
LENTIN Kevin	Australia (AUS)
LOGAN Colin	Australia (AUS)
LONGLEY Kathryn	Australia (AUS)
LOTAN Gabriel	Israel (ISR)
MEULENKAMP Martijn	Netherlands (NED)
McINTYRE Leisa	United States of America (USA)
McMAHON Jeannine	United States of America (USA)
NEAL Brian	Australia (AUS)
NGUYEN Phong	Australia (AUS)

PROVISIONAL

OUVAROV Oleg	Russian Federation (RUS)
PASSFIELD Karen	Australia (AUS)
PATERSON Scott	Australia (AUS)
PLESNIK Janko	Slovenia (SLO)
PONT Juan	Spain (ESP)
PROBST Anton	Germany (GER)
RIERA Dr Cristina	Spain (ESP)
RODGER Andrew	Australia (AUS)
ROSENTHAL Radu	Israel (ISR)
SADARI Amir	Australia (AUS)
SAVELKOUL Gene	Netherlands (NED)
SCHIPPER Eddy	Netherlands (NED)
SCHONSTEINER Jurgen	Germany (GER)
SCHULBERGS Marika	Australia (AUS)
SEKHAR Niranjan	Australia (AUS)
SHEHATA Mohamed	Egypt (EGY)
SOEDERHOLM Seppo	Finland (FIN)
SOLVANG Jan Otto	Norway (NOR)
THINNES Roger	United States of America (USA)
TOOVEY Leigh	Australia (AUS)
TORABIALAMOUTI Khesrollah	Islamic Republic of Iran (IRI)
TWEEDIE Catriona	Australia (AUS)
VAN DE LOO Henricus	Netherlands (NED)
WALTON Steve	Great Britain (GBR)
WARR Susan	Australia (AUS)
WILSON Elizabeth	United States of America (USA)
YOE Dee	United States of America (USA)

PROVISIONAL

PRNVS00000005.00053 00101716:58V01U





PRNVS00000006.00053 00101718:16V01U



### Netherlands (NED)

No.	Name	Medical Class	Date of Birth	Club	National Selections				
					WCH	PG	Oth	Tot	
1	TOP Pieter	E	13 FEB 1959						
3	AALDERS Henk	E	24 DEC 1955						
4	OONK Alfred	E	10 JAN 1964						
5	L VENDERBOSCH Andre	E	25 MAY 1967						
6	OOMEN Harry	E	25 JUL 1960						
7	DURGE Ron	E	17 JAN 1964						
8	TIMMERMAN Edwin	E	11 NOV 1972						
9	TIBBEN Stefan	MD	21 APR 1969						
10	LIJSSEN Martin	E	25 AUG 1967						
11	van der BROEK Edwin	E	28 JUL 1976						
12	VERSTAPPEN Johan (C)	MD	15 APR 1970						
14	REEKERS Johan	E	28 DEC 1957						
<b>Uniform Colors</b>		<b>Shirt</b>		<b>Shorts</b>					
<b>Main</b>		Orange/Blue		Blue					
<b>2nd</b>		Blue/Orange		Blue					
<b>3rd</b>		Dark Blue/Red		Blue					
<b>Technical Staff</b>									
<b>Team Manager</b>		DOST Hemu							
<b>Head Coach</b>		JANSEN Kees							
<b>Assistant Coach</b>		BANFI Jozef							
<b>Doctor</b>									
<b>Therapist/Trainer</b>		BEELLEN Henkjan							

**Legend:**

(C) Team Captain  
L Libero Player  
E Eligible

OG Paralympic Games  
Oth Other International Competitions  
MD Minimal Disability

Tot Total  
WCH World Championship

**PROVISIONAL**

PRNVS00000007.00053 00101718:15V01U

### Islamic Republic of Iran (IRI)

No.	Name	Medical Class	Date of Birth	Club	National Selections			
					WCH	PG	Oth	Tot
1	ESHAGHI Ali	E	12 NOV 1971					
2	RAHIMI Mohammadreza	E	12 OCT 1971					
3	PEIDAYESH Reza	MD	5 SEP 1978					
4	KASHFIA Ali (C)	E	12 DEC 1963					
5	SOLEIMANI Majid	E	6 SEP 1964					
6	GOLKAR AZGHANDI Ali	E	21 MAR 1969					
7	L ASHOURI Farshid	E	21 MAR 1964					
8	EIMERI Jalil	E	21 SEP 1972					
9	ZIRAH Isha	E	4 JUN 1979					
10	FIROUZI Parviz	E	20 FEB 1969					
11	SALAVATIAN Aliakbar	E	2 MAY 1967					
12	BEHRAVAN Hojat	E	19 DEC 1979					
<b>Uniform Colors</b>		<b>Shirt</b>		<b>Shorts</b>				
<b>Main</b>		White		Dark Blue				
<b>2nd</b>		Red		Dark Grey				
<b>3rd</b>		Green						
<b>Technical Staff</b>								
<b>Team Manager</b>		MEHRAEIN Mohammad						
<b>Head Coach</b>		REZAEIGARKANI Hadi						
<b>Assistant Coach</b>		DAVALLOO Abdol Jabbar						
<b>Doctor</b>		DEGHAN Mohammadrahim						
<b>Therapist/Trainer</b>		IRANDOOST Mahmoud						

<b>Legend:</b>			
(C)	Team Captain	OG	Paralympic Games
L	Libero Player	Oth	Other International Competitions
E	Eligible	MD	Minimal Disability
		Tot	Total
		WCH	World Championship

PRNVS00000008.00053 00101717:49V01U



PRNVS00000009.00053 00101718:17V01U





PRNVS0000000A.00053 00101813:31V01U



### Australia (AUS)

No.	Name	Medical Class	Date of Birth	Club	National Selections			
					WCH	PG	Oth	Tot
1	BRAY Edward	E	22 NOV 1954					
2	LEE Albert	E	17 OCT 1962					
3	WHITEMAN Mark	E	10 MAR 1968					
4	PRICE Kevin	E	20 AUG 1948					
5	CROFT Paul	E	11 MAR 1951					
6	GAY Darren	E	28 NOV 1969					
7	ROWORTH Brett (C)	E	23 OCT 1959					
8	SOBCZAK Greg	E	11 OCT 1970					
9	THOMPSON Bruce	E	20 MAR 1960					
10	PYNE Glenn	E	8 AUG 1957					
11	L NORTH Brant	E	5 NOV 1976					
<b>Uniform Colors</b>		<b>Shirt</b>		<b>Shorts</b>				
<b>Main</b>		Gold		Blue				
<b>2nd</b>		Green		Blue				
<b>3rd</b>								
<b>Technical Staff</b>								
<b>Team Manager</b>								
<b>Head Coach</b>		WEIPING Tu						
<b>Assistant Coach</b>		GLENN Stewart						
<b>Doctor</b>								
<b>Therapist/Trainer</b>								

<b>Legend:</b>			
(C)	Team Captain	OG	Paralympic Games
L	Libero Player	Oth	Other International Competitions
E	Eligible	MD	Minimal Disability
		Tot	Total
		WCH	World Championship

**PROVISIONAL**

PRNVS0000000B.00053 00101718:18V01U



### Hungary (HUN)

No.	Name	Medical Class	Date of Birth	Club	National Selections			
					WCH	PG	Oth	Tot
1	LOCSEI Sandor	E	18 MAY 1956					
2	SZIGEDI Laszlo	E	29 MAR 1967					
3	SZABO Laszlo	MD	26 DEC 1968					
4	GAL Janos	E	24 MAR 1954					
5	PERES Janos	E	16 FEB 1959					
6	KEKECS Miklos	E	30 JUL 1955					
7	DOMOKOS Andras (C)	E	24 MAY 1956					
8	STIRCZER Jozsef	E	17 SEP 1963					
9	L KOVACS Laszlo	E	4 JUN 1973					
10	SZECSENYI Lajos	E	28 APR 1961					
14	MANYAK Attila	MD	1 DEC 1972					
15	MAKAROVSKI Sandor	E	2 JUL 1966					
<b>Uniform Colors</b>		<b>Shirt</b>		<b>Shorts</b>				
<b>Main</b>		Green		Green				
<b>2nd</b>		Red		Green				
<b>3rd</b>		Blue		Green				
<b>Technical Staff</b>								
<b>Team Manager</b>								
<b>Head Coach</b>		BALOGH Istvan						
<b>Assistant Coach</b>								
<b>Doctor</b>								
<b>Therapist/Trainer</b>								

<b>Legend:</b>			
(C)	Team Captain	OG	Paralympic Games
L	Libero Player	Oth	Other International Competitions
E	Eligible	MD	Minimal Disability
		Tot	Total
		WCH	World Championship

**PROVISIONAL**

PRNVS0000000C.00053 00101916:21V01U



PRNVS0000000D.00053 00101718:12V01U





PRNVS0000000E.00053 00101718:27V01U



PRNVS0000000F.00053 00101718:30V01U



PRNVS00000010.00053 00101814:36V010



### Australia (AUS)

No.	Name	Medical Class	Date of Birth	Club	National Selections			
					WCH	PG	Oth	Tot
1	BRAY Edward	E	22 NOV 1954					
2	LEE Albert	E	17 OCT 1962					
3	WHITEMAN Mark	E	10 MAR 1968					
4	PRICE Kevin	E	20 AUG 1948					
5	CROFT Paul	E	11 MAR 1951					
6	GAY Darren	E	28 NOV 1969					
7	ROWORTH Brett (C)	E	23 OCT 1959					
8	SOBCZAK Greg	E	11 OCT 1970					
9	THOMPSON Bruce	E	20 MAR 1960					
10	PYNE Glenn	E	8 AUG 1957					
11	L NORTH Brant	E	5 NOV 1976					
<b>Uniform Colors</b>		<b>Shirt</b>		<b>Shorts</b>				
<b>Main</b>		Gold		Blue				
<b>2nd</b>		Green		Blue				
<b>3rd</b>								
<b>Technical Staff</b>								
<b>Team Manager</b>								
<b>Head Coach</b>		WEIPING Tu						
<b>Assistant Coach</b>		GLENN Stewart						
<b>Doctor</b>								
<b>Therapist/Trainer</b>								

**Legend:**

(C) Team Captain  
L Libero Player  
E Eligible

OG Paralympic Games  
Oth Other International Competitions  
MD Minimal Disability

Tot Total  
WCH World Championship

### Bosnia & Herzegovina (BIH)

No.	Name	Medical Class	Date of Birth	Club	National Selections			
					WCH	PG	Oth	Tot
1	GODINJAK Ismet	E	17 MAR 1973					
2	MANKO Adnan	E	16 JAN 1977					
3	NUHANOVIC Sevko (C)	E	17 SEP 1958					
4	IBRAKOVIC Edin	E	6 JUL 1962					
5	MEDIC Asim	E	3 AUG 1969					
6	CAUSEVIC Fikret	E	13 MAY 1973					
7	MAHMIC Zikret	E	4 JAN 1971					
8	HAMZIC Dzevad	E	4 SEP 1968					
9	L SALKIC Nedžad	E	26 OCT 1969					
10	CISIJA Abid	E	9 JAN 1967					
11	DELALIC Sabahudin	E	17 AUG 1972					
12	ALIC Nevzet	MD	5 JAN 1961					
<b>Uniform Colors</b>		<b>Shirt</b>		<b>Shorts</b>				
<b>Main</b>		Blue/Yellow		Blue				
<b>2nd</b>		Yellow/Blue		Blue				
<b>3rd</b>								
<b>Technical Staff</b>								
<b>Team Manager</b>		KRIKO Amir						
<b>Head Coach</b>		HRUSTEMOVIC Mirza						
<b>Assistant Coach</b>		COLIC Mehmed						
<b>Doctor</b>		AVDIC Dijana						
<b>Therapist/Trainer</b>								

<b>Legend:</b>			
(C)	Team Captain	OG	Paralympic Games
L	Libero Player	Oth	Other International Competitions
E	Eligible	MD	Minimal Disability
		Tot	Total
		WCH	World Championship



### Egypt (EGY)

No.	Name	Medical Class	Date of Birth	Club	National Selections			
					WCH	PG	Oth	Tot
1	ELSHAWIKH Hesham	E	2 FEB 1975					
2	AWED Tamer	E	9 MAR 1971					
3	HASSAN Yasser	E	14 OCT 1973					
4	ABD ALLA Ashraf	E	25 FEB 1974					
5	EL BAHAEY Taher	E	9 JUN 1972					
7	HASSANEIN Salah	E	9 SEP 1974					
8	L ABD ELLATIF Abd Elnabi	E	18 JUN 1972					
9	HUSSEIN Mohamed	E	6 JAN 1968					
10	HASSAN Adel (C)	E	19 AUG 1966					
11	ELHELBAWI Rezek	E	1 JAN 1978					
12	ABD ELYAZID Mohamed	E	29 MAR 1979					
<b>Uniform Colors</b>		<b>Shirt</b>		<b>Shorts</b>				
<b>Main</b>		White/Red		White				
<b>2nd</b>		Green/White		Green				
<b>3rd</b>								
<b>Technical Staff</b>								
<b>Team Manager</b>								
<b>Head Coach</b>		DARWISH Mansour						
<b>Assistant Coach</b>		SALAMA Mohamed						
<b>Doctor</b>								
<b>Therapist/Trainer</b>								

<b>Legend:</b>					
(C)	Team Captain	OG	Paralympic Games	Tot	Total
L	Libero Player	Oth	Other International Competitions	WCH	World Championship
E	Eligible	MD	Minimal Disability		







### Germany (GER)

No.	Name	Medical Class	Date of Birth	Club	National Selections				
					WCH	PG	Oth	Tot	
1	SCHIFFLER Alexander	E	20 JAN 1982						
2	STETTNER Ferenc	E	14 MAY 1958						
3	RENGER Thomas	E	19 AUG 1972						
5	HAUSSIG Uwe	E	4 MAR 1963						
6	SOICKE Siegmund	E	12 JAN 1956						
7	von der TRENCK Stefan	E	19 MAR 1959						
8	MIMBERG Dirk	E	1 AUG 1966						
9	SCHRAPP Juergen (C)	E	27 JUL 1974						
10	WISCHNEWSKI Stefan	E	19 OCT 1969						
11	RICKMANN Martin	MD	15 OCT 1969						
12	BARSCH Steffen	E	23 JUN 1967						
<b>Uniform Colors</b>		<b>Shirt</b>		<b>Shorts</b>					
<b>Main</b>		Red/Blue		Black					
<b>2nd</b>		Blue/Blue		Black					
<b>3rd</b>		White/Blue		Black					
<b>Technical Staff</b>									
<b>Team Manager</b>									
<b>Head Coach</b>		DE HAAN Jouke							
<b>Assistant Coach</b>		WILKENS Andreas							
<b>Doctor</b>		BERNAUER Andrea							
<b>Therapist/Trainer</b>									

<b>Legend:</b>					
(C)	Team Captain	OG	Paralympic Games	Tot	Total
L	Libero Player	Oth	Other International Competitions	WCH	World Championship
E	Eligible	MD	Minimal Disability		



### Hungary (HUN)

No.	Name	Medical Class	Date of Birth	Club	National Selections			
					WCH	PG	Oth	Tot
1	LOCSEI Sandor	E	18 MAY 1956					
2	SZIGEDI Laszlo	E	29 MAR 1967					
3	SZABO Laszlo	MD	26 DEC 1968					
4	GAL Janos	E	24 MAR 1954					
5	PERES Janos	E	16 FEB 1959					
6	KEKECS Miklos	E	30 JUL 1955					
7	DOMOKOS Andras (C)	E	24 MAY 1956					
8	STIRCZER Jozsef	E	17 SEP 1963					
9	L KOVACS Laszlo	E	4 JUN 1973					
10	SZECSENYI Lajos	E	28 APR 1961					
14	MANYAK Attila	MD	1 DEC 1972					
15	MAKAROVSKI Sandor	E	2 JUL 1966					
<b>Uniform Colors</b>		<b>Shirt</b>		<b>Shorts</b>				
<b>Main</b>		Green		Green				
<b>2nd</b>		Red		Green				
<b>3rd</b>		Blue		Green				
<b>Technical Staff</b>								
<b>Team Manager</b>								
<b>Head Coach</b>		BALOGH Istvan						
<b>Assistant Coach</b>								
<b>Doctor</b>								
<b>Therapist/Trainer</b>								

**Legend:**

(C) Team Captain  
L Libero Player  
E Eligible

OG Paralympic Games  
Oth Other International Competitions  
MD Minimal Disability

Tot Total  
WCH World Championship





### Japan (JPN)

No.	Name	Medical Class	Date of Birth	Club	National Selections			
					WCH	PG	Oth	Tot
1	KATO Masahiko	E	16 APR 1969					
2	SATO Ei (C)	E	1 OCT 1963					
3	YOSHIDA Hitoshi	E	13 OCT 1966					
4	SHIKINE Toshinari	E	5 FEB 1965					
5	TAKEDA Yoshihito	E	1 JUN 1967					
6	ARIFUKU Junichi	MD	27 MAR 1963					
7	NAKAYAMA Robert	E	22 FEB 1976					
8	TANAKA Koji	E	26 AUG 1967					
9	TANABE Tsutomu	E	15 APR 1963					
10	WAKAIRO Hiroyuki	MD	21 JUL 1971					
11	YONEZAWA Atsushi	E	26 JAN 1974					
12	SASAKI Masahiro	E	12 SEP 1967					
<b>Uniform Colors</b>		<b>Shirt</b>		<b>Shorts</b>				
<b>Main</b>		White		Black				
<b>2nd</b>		Red		Black				
<b>3rd</b>								
<b>Technical Staff</b>								
<b>Team Manager</b>								
<b>Head Coach</b>		MANO Yoshihisa						
<b>Assistant Coach</b>		YAMASHITA Shin						
<b>Doctor</b>								
<b>Therapist/Trainer</b>		MORITA Tetsushi						

**Legend:**

(C) Team Captain  
L Libero Player  
E Eligible

OG Paralympic Games  
Oth Other International Competitions  
MD Minimal Disability

Tot Total  
WCH World Championship





### Libyan Arab Jamahiriya (LBA)

No.	Name	Medical Class	Date of Birth	Club	National Selections			
					WCH	PG	Oth	Tot
2	SALIL Ali Said	E	1 JAN 1975					
3	ALMEDNENE Mousbah A M	E	15 MAY 1972					
4	ELKELABE Zuhair M	E	1 JAN 1967					
5	ELGHASHIR Abulgasem	E	29 NOV 1968					
6	SAEID I Hashem	E	17 APR 1971					
7	M SUSAEEN Gama	E	16 APR 1975					
8	ALAGURI Salah (C)	E	19 APR 1967					
9	ABDELGADER SALEH Saleh Ibrahim	E	2 JAN 1967					
10	ABUSETIN Mustafa	E	26 DEC 1968					
11	EMHEMED SALEM Salem	E	1 JAN 1967					
12	ZAITUNI Abdulhakim H	E	28 JAN 1969					
13	MANSUR Salem	E	2 OCT 1965					
<b>Uniform Colors</b>		<b>Shirt</b>		<b>Shorts</b>				
<b>Main</b>		White		Green				
<b>2nd</b>		Green		White				
<b>3rd</b>								
<b>Technical Staff</b>								
<b>Team Manager</b>		LASHEHAB Fathi Ali						
<b>Head Coach</b>		NOUH Ramdans						
<b>Assistant Coach</b>		ABDUSSALAM Mohamad						
<b>Doctor</b>		GRITLY Haffed						
<b>Therapist/Trainer</b>								

<b>Legend:</b>			
(C)	Team Captain	OG	Paralympic Games
L	Libero Player	Oth	Other International Competitions
E	Eligible	MD	Minimal Disability
		Tot	Total
		WCH	World Championship



### Netherlands (NED)

No.	Name	Medical Class	Date of Birth	Club	National Selections				
					WCH	PG	Oth	Tot	
1	TOP Pieter	E	13 FEB 1959						
3	AALDERS Henk	E	24 DEC 1955						
4	OONK Alfred	E	10 JAN 1964						
5	L VENDERBOSCH Andre	E	25 MAY 1967						
6	OOMEN Harry	E	25 JUL 1960						
7	DURGE Ron	E	17 JAN 1964						
8	TIMMERMAN Edwin	E	11 NOV 1972						
9	TIBBEN Stefan	MD	21 APR 1969						
10	LIJSSEN Martin	E	25 AUG 1967						
11	van der BROEK Edwin	E	28 JUL 1976						
12	VERSTAPPEN Johan (C)	MD	15 APR 1970						
14	REEKERS Johan	E	28 DEC 1957						
<b>Uniform Colors</b>		<b>Shirt</b>		<b>Shorts</b>					
<b>Main</b>		Orange/Blue		Blue					
<b>2nd</b>		Blue/Orange		Blue					
<b>3rd</b>		Dark Blue/Red		Blue					
<b>Technical Staff</b>									
<b>Team Manager</b>		DOST Henk							
<b>Head Coach</b>		JANSEN Kees							
<b>Assistant Coach</b>		BANFI Jozef							
<b>Doctor</b>									
<b>Therapist/Trainer</b>		BEELLEN Henkjan							

<b>Legend:</b>			
(C)	Team Captain	OG	Paralympic Games
L	Libero Player	Oth	Other International Competitions
E	Eligible	MD	Minimal Disability
		Tot	Total
		WCH	World Championship





### United States of America (USA)

No.	Name	Medical Class	Date of Birth	Club	National Selections			
					WCH	PG	Oth	Tot
1	HAMIDO Essameldin Ragab	E	24 FEB 1961					
2	GLOWACKI Matthew	E	10 APR 1973					
3	LEASE Curtis	E	17 DEC 1971					
4	LANGE Tracey Joseph	E	11 MAR 1967					
5	COPPENS Matthew	E	18 APR 1971					
6	TERPENNING James	E	26 OCT 1968					
7	SMITH Kurt	E	21 DEC 1963					
8	JOHNSON Bradley	E	9 SEP 1970					
9	L DUGAN Jim	E	16 JUL 1947					
10	MORAN Paul	E	31 DEC 1966					
11	DEMBY William (C)	E	8 SEP 1950					
14	KESLER Jim	E	1 JUN 1961					
<b>Uniform Colors</b>		<b>Shirt</b>		<b>Shorts</b>				
<b>Main</b>		Red		Blue				
<b>2nd</b>		White		Blue				
<b>3rd</b>		Red		Blue				
<b>Technical Staff</b>								
<b>Team Manager</b>		DRACH Ronald						
<b>Head Coach</b>		HULETT Michael						
<b>Assistant Coach</b>		COLLINS Dixie Reese						
<b>Doctor</b>								
<b>Therapist/Trainer</b>		BLOCKMAN Tamberly						

<b>Legend:</b>			
(C)	Team Captain	OG	Paralympic Games
L	Libero Player	Oth	Other International Competitions
E	Eligible	MD	Minimal Disability
		Tot	Total
		WCH	World Championship

PRNVS00000011.00038 00101813:32V01U

# ENTRY DATA CHECKLIST



VENUE O DEPORTE

## List of Competition Officials

Reference	Function	FAMILY NAME	Given Name	G	Date of Birth	Height m/ft-in	Weight kg/lbs	ISO	R/L	Accreditation	Int. Fed. Number
<b>NPC Code :</b>		<b>FIN</b>									
120	Main Referee	Soederholm	Seppo	M		0.00		FIN			
<b>Print Name/Short Print Name</b>				<b>TV Name/TV Initial Name</b>				<b>Scoreboard Name 1/Scoreboard Name 2</b>			
SOEDERHOLM Seppo				Seppo Soederholm				SOEDERHOLM SEPP0			
SOEDERHOLM Seppo				S. Soederholm				SOEDERHOLM			

Volleyball - Sitting

Volleyball - Sitting

Volleyball - Sitting

Volleyball - Sitting

Volleyball - Sitting

Volleyball - Sitting

### LEGENDS

G - Gender

R - Right Handed

L - Left Handed

M - Man

W - Woman

**PROVISIONAL**

PRNVS00000012.00038 00101813:32V01U

## List of Competitors

Reference	Function	FAMILY NAME	Given Name	G	Date of Birth	Height m/ft-in	Weight kg/lbs	ISO	R/L	Accreditation	Int. Fed. Number
<b>NPC Code : AUS</b>											
102550	Athlete	Bray	Edward	M	22 NOV 1954	0.00		AUS		102550	
<b>Print Name/Short Print Name</b>				<b>TV Name/TV Initial Name</b>				<b>Scoreboard Name 1/Scoreboard Name 2</b>			
BRAY Edward				Edward Bray				BRAY EDWARD			
BRAY Edward				E. Bray				BRAY E.			
102653	Athlete	Croft	Paul	M	11 MAR 1951	0.00		AUS		102653	
<b>Print Name/Short Print Name</b>				<b>TV Name/TV Initial Name</b>				<b>Scoreboard Name 1/Scoreboard Name 2</b>			
CROFT Paul				Paul Croft				CROFT PAUL			
CROFT Paul				P. Croft				CROFT PAUL			
102552	Athlete	Gay	Darren	M	28 NOV 1969	0.00		AUS		102552	
<b>Print Name/Short Print Name</b>				<b>TV Name/TV Initial Name</b>				<b>Scoreboard Name 1/Scoreboard Name 2</b>			
GAY Darren				Darren Gay				GAY DARREN			
GAY Darren				D. Gay				GAY DARREN			
102554	Athlete	Lee	Albert	M	17 OCT 1962	0.00		AUS		102554	
<b>Print Name/Short Print Name</b>				<b>TV Name/TV Initial Name</b>				<b>Scoreboard Name 1/Scoreboard Name 2</b>			
LEE Albert				Albert Lee				LEE ALBERT			
LEE Albert				A. Lee				LEE ALBERT			
200157	Athlete	North	Brant	M	05 NOV 1976	0.00		AUS		200157	
<b>Print Name/Short Print Name</b>				<b>TV Name/TV Initial Name</b>				<b>Scoreboard Name 1/Scoreboard Name 2</b>			
NORTH Brant				Brant North				NORTH BRANT			
NORTH Brant				B. North				NORTH B.			
102556	Athlete	Price	Kevin	M	20 AUG 1948	0.00		AUS		102556	
<b>Print Name/Short Print Name</b>				<b>TV Name/TV Initial Name</b>				<b>Scoreboard Name 1/Scoreboard Name 2</b>			
PRICE Kevin				Kevin Price				PRICE KEVIN			
PRICE Kevin				K. Price				PRICE K.			
102546	Athlete	Pyne	Glenn	M	08 AUG 1957	0.00		AUS		102546	
<b>Print Name/Short Print Name</b>				<b>TV Name/TV Initial Name</b>				<b>Scoreboard Name 1/Scoreboard Name 2</b>			
PYNE Glenn				Glenn Pyne				PYNE GLENN			
PYNE Glenn				G. Pyne				PYNE GLENN			
102557	Athlete	Roworth	Brett	M	23 OCT 1959	0.00		AUS		102557	
<b>Print Name/Short Print Name</b>				<b>TV Name/TV Initial Name</b>				<b>Scoreboard Name 1/Scoreboard Name 2</b>			
ROWORTH Brett				Brett Roworth				ROWORTH BRETT			
ROWORTH Brett				B. Roworth				ROWORTH B.			
200158	Athlete	Sobczak	Greg	M	11 OCT 1970	0.00		AUS		200158	
<b>Print Name/Short Print Name</b>				<b>TV Name/TV Initial Name</b>				<b>Scoreboard Name 1/Scoreboard Name 2</b>			
SOBCZAK Greg				Greg Sobczak				SOBCZAK GREG			
SOBCZAK Greg				G. Sobczak				SOBCZAK G.			
102558	Athlete	Thompson	Bruce	M	20 MAR 1960	0.00		AUS		102558	
<b>Print Name/Short Print Name</b>				<b>TV Name/TV Initial Name</b>				<b>Scoreboard Name 1/Scoreboard Name 2</b>			
THOMPSON Bruce				Bruce Thompson				THOMPSON BRUCE			
THOMPSON Bruce				B. Thompson				THOMPSON B			
102560	Athlete	Whiteman	Mark	M	10 MAR 1968	0.00		AUS		102560	
<b>Print Name/Short Print Name</b>				<b>TV Name/TV Initial Name</b>				<b>Scoreboard Name 1/Scoreboard Name 2</b>			
WHITEMAN Mark				Mark Whiteman				WHITEMAN MARK			
WHITEMAN Mark				M. Whiteman				WHITEMAN M			
<b>NPC Code : BIH</b>											
102573	Athlete	Alic	Nevzet	M	05 JAN 1961	0.00		BIH		102573	
<b>Print Name/Short Print Name</b>				<b>TV Name/TV Initial Name</b>				<b>Scoreboard Name 1/Scoreboard Name 2</b>			
ALIC Nevzet				Nevzet Alic				ALIC NEVZET			
ALIC Nevzet				N. Alic				ALIC N.			

### LEGENDS

G - Gender

R - Right Handed

L - Left Handed

M - Man

W - Woman

**PROVISIONAL**

## List of Competitors

Reference	Function	FAMILY NAME	Given Name	G	Date of Birth	Height m/ft-in	Weight kg/lbs	ISO	R/L	Accreditation	Int. Fed. Number
<b>NPC Code : BIH</b>											
102567	Athlete	Causevic	Fikret	M	13 MAY 1973	0.00		BIH		102567	
<b>Print Name/Short Print Name</b>				<b>TV Name/TV Initial Name</b>				<b>Scoreboard Name 1/Scoreboard Name 2</b>			
CAUSEVIC Fikret				Fikret Causevic				CAUSEVIC FIKRET			
CAUSEVIC Fikret				F. Causevic				CAUSEVIC F			
102571	Athlete	Cisija	Abid	M	09 JAN 1967	0.00		BIH		102571	
<b>Print Name/Short Print Name</b>				<b>TV Name/TV Initial Name</b>				<b>Scoreboard Name 1/Scoreboard Name 2</b>			
CISIJA Abid				Abid Cisija				CISIJA ABID			
CISIJA Abid				A. Cisija				CISIJA A.			
102572	Athlete	Delalic	Sabahudin	M	17 AUG 1972	0.00		BIH		102572	
<b>Print Name/Short Print Name</b>				<b>TV Name/TV Initial Name</b>				<b>Scoreboard Name 1/Scoreboard Name 2</b>			
DELALIC Sabahudin				Sabahudin Delalic				DELALIC SABAHUDIN			
DELALIC Sabahudin				S. Delalic				DELALIC S.			
102562	Athlete	Godinjak	Ismet	M	17 MAR 1973	0.00		BIH		102562	
<b>Print Name/Short Print Name</b>				<b>TV Name/TV Initial Name</b>				<b>Scoreboard Name 1/Scoreboard Name 2</b>			
GODINJAK Ismet				Ismet Godinjak				GODINJAK ISMET			
GODINJAK Ismet				I. Godinjak				GODINJAK I			
102569	Athlete	Hamzic	Dzevad	M	04 SEP 1968	0.00		BIH		102569	
<b>Print Name/Short Print Name</b>				<b>TV Name/TV Initial Name</b>				<b>Scoreboard Name 1/Scoreboard Name 2</b>			
HAMZIC Dzevad				Dzevad Hamzic				HAMZIC DZEVAID			
HAMZIC Dzevad				D. Hamzic				HAMZIC D.			
102565	Athlete	Ibrakovic	Edin	M	06 JUL 1962	0.00		BIH		102565	
<b>Print Name/Short Print Name</b>				<b>TV Name/TV Initial Name</b>				<b>Scoreboard Name 1/Scoreboard Name 2</b>			
IBRAKOVIC Edin				Edin Ibrakovic				IBRAKOVIC EDIN			
IBRAKOVIC Edin				E. Ibrakovic				IBRAKOVIC			
102568	Athlete	Mahmic	Zikret	M	04 JAN 1971	0.00		BIH		102568	
<b>Print Name/Short Print Name</b>				<b>TV Name/TV Initial Name</b>				<b>Scoreboard Name 1/Scoreboard Name 2</b>			
MAHMIC Zikret				Zikret Mahmic				MAHMIC ZIKRET			
MAHMIC Zikret				Z. Mahmic				MAHMIC Z.			
102563	Athlete	Manko	Adnan	M	16 JAN 1977	0.00		BIH		102563	
<b>Print Name/Short Print Name</b>				<b>TV Name/TV Initial Name</b>				<b>Scoreboard Name 1/Scoreboard Name 2</b>			
MANKO Adnan				Adnan Manko				MANKO ADNAN			
MANKO Adnan				A. Manko				MANKO A.			
102566	Athlete	Medic	Asim	M	03 AUG 1969	0.00		BIH		102566	
<b>Print Name/Short Print Name</b>				<b>TV Name/TV Initial Name</b>				<b>Scoreboard Name 1/Scoreboard Name 2</b>			
MEDIC Asim				Asim Medic				MEDIC ASIM			
MEDIC Asim				A. Medic				MEDIC ASIM			
102564	Athlete	Nuhanovic	Sevko	M	17 SEP 1958	0.00		BIH		102564	
<b>Print Name/Short Print Name</b>				<b>TV Name/TV Initial Name</b>				<b>Scoreboard Name 1/Scoreboard Name 2</b>			
NUHANOVIC Sevko				Sevko Nuhanovic				NUHANOVIC SEVKO			
NUHANOVIC Sevko				S. Nuhanovic				NUHANOVIC			
102570	Athlete	Salkic	Nedzad	M	26 OCT 1969	0.00		BIH		102570	
<b>Print Name/Short Print Name</b>				<b>TV Name/TV Initial Name</b>				<b>Scoreboard Name 1/Scoreboard Name 2</b>			
SALKIC Nedzad				Nedzad Salkic				SALKIC NEDZAD			
SALKIC Nedzad				N. Salkic				SALKIC N.			
<b>NPC Code : EGY</b>											
201395	Athlete	Abd Alla	Ashraf	M	25 FEB 1974	0.00		EGY		201395	
<b>Print Name/Short Print Name</b>				<b>TV Name/TV Initial Name</b>				<b>Scoreboard Name 1/Scoreboard Name 2</b>			
ABD ALLA Ashraf				Ashraf Abd Alla				ABD ALLA ASHRAF			
ABD ALLA Ashraf				A. Abd Alla				ABD ALLA A			

### LEGENDS

G - Gender

R - Right Handed

L - Left Handed

M - Man

W - Woman

**PROVISIONAL**

## List of Competitors

Reference	Function	FAMILY NAME	Given Name	G	Date of Birth	Height m/ft-in	Weight kg/lbs	ISO	R/L	Accreditation	Int. Fed. Number
<b>NPC Code : EGY</b>											
102635	Athlete	Abd Ellatif	Abd Elnabi	M	18 JUN 1972	0.00		EGY		102635	
<b>Print Name/Short Print Name</b>				<b>TV Name/TV Initial Name</b>				<b>Scoreboard Name 1/Scoreboard Name 2</b>			
ABD ELLATIF Abd Elnabi				Abd Elnabi Abd Ellatif				ABD ELLATIF A.E.			
ABD ELLATIF A.E.				A.E. Abd Ellatif				ABD			
102625	Athlete	Abd Elyazid	Mohamed	M	29 MAR 1979	0.00		EGY		102625	
<b>Print Name/Short Print Name</b>				<b>TV Name/TV Initial Name</b>				<b>Scoreboard Name 1/Scoreboard Name 2</b>			
ABD ELYAZID Mohamed				Mohamed Abd Elyazid				ABD ELYAZID MOHAMED			
ABD ELYAZID Mohamed				M. Abd Elyazid				ABD			
102630	Athlete	Awed	Tamer	M	09 MAR 1971	0.00		EGY		102630	
<b>Print Name/Short Print Name</b>				<b>TV Name/TV Initial Name</b>				<b>Scoreboard Name 1/Scoreboard Name 2</b>			
AWED Tamer				Tamer Awed				AWED TAMER			
AWED Tamer				T. Awed				AWED TAMER			
102632	Athlete	El Bahaey	Taher	M	09 JUN 1972	0.00		EGY		102632	
<b>Print Name/Short Print Name</b>				<b>TV Name/TV Initial Name</b>				<b>Scoreboard Name 1/Scoreboard Name 2</b>			
EL BAHAEY Taher				Taher El Bahaey				EL BAHAEY TAHER			
EL BAHAEY Taher				T. El Bahaey				EL BAHAEY			
102629	Athlete	Elhelbawi	Rezek	M	01 JAN 1978	0.00		EGY		102629	
<b>Print Name/Short Print Name</b>				<b>TV Name/TV Initial Name</b>				<b>Scoreboard Name 1/Scoreboard Name 2</b>			
ELHELBAWI Rezek				Rezek Elhelbawi				ELHELBAWI REZEK			
ELHELBAWI Rezek				R. Elhelbawi				ELHELBAWI			
201385	Athlete	Elshawikh	Hesham	M	02 FEB 1975	0.00		EGY		201385	
<b>Print Name/Short Print Name</b>				<b>TV Name/TV Initial Name</b>				<b>Scoreboard Name 1/Scoreboard Name 2</b>			
ELSHAWIKH Hesham				Hesham Elshawikh				ELSHAWIKH HESHAM			
ELSHAWIKH Hesham				H. Elshawikh				ELSHAWIKH			
102634	Athlete	Hassan	Adel	M	19 AUG 1966	0.00		EGY		102634	
<b>Print Name/Short Print Name</b>				<b>TV Name/TV Initial Name</b>				<b>Scoreboard Name 1/Scoreboard Name 2</b>			
HASSAN Adel				Adel Hassan				HASSAN ADEL			
HASSAN Adel				A. Hassan				HASSAN A.			
102627	Athlete	Hassan	Yasser	M	14 OCT 1973	0.00		EGY		102627	
<b>Print Name/Short Print Name</b>				<b>TV Name/TV Initial Name</b>				<b>Scoreboard Name 1/Scoreboard Name 2</b>			
HASSAN Yasser				Yasser Hassan				HASSAN YASSER			
HASSAN Yasser				Y. Hassan				HASSAN Y.			
201390	Athlete	Hassanein	Salah	M	09 SEP 1974	0.00		EGY		201390	
<b>Print Name/Short Print Name</b>				<b>TV Name/TV Initial Name</b>				<b>Scoreboard Name 1/Scoreboard Name 2</b>			
HASSANEIN Salah				Salah Hassanein				HASSANEIN SALAH			
HASSANEIN Salah				S. Hassanein				HASSANEIN			
102631	Athlete	Hussein	Mohamed	M	06 JAN 1968	0.00		EGY		102631	
<b>Print Name/Short Print Name</b>				<b>TV Name/TV Initial Name</b>				<b>Scoreboard Name 1/Scoreboard Name 2</b>			
HUSSEIN Mohamed				Mohamed Hussein				HUSSEIN MOHAMED			
HUSSEIN Mohamed				M. Hussein				HUSSEIN M.			
<b>NPC Code : FIN</b>											
102435	Athlete	Haenninen	Keijo	M	06 OCT 1950	0.00		FIN		102435	
<b>Print Name/Short Print Name</b>				<b>TV Name/TV Initial Name</b>				<b>Scoreboard Name 1/Scoreboard Name 2</b>			
HAENNINEN Keijo				Keijo Haenninen				HAENNINEN KEIJO			
HAENNINEN Keijo				K. Haenninen				HAENNINEN			
102434	Athlete	Heino	Jari	M	31 MAY 1961	0.00		FIN		102434	
<b>Print Name/Short Print Name</b>				<b>TV Name/TV Initial Name</b>				<b>Scoreboard Name 1/Scoreboard Name 2</b>			
HEINO Jari				Jari Heino				HEINO JARI			
HEINO Jari				J. Heino				HEINO JARI			

### LEGENDS

G - Gender

R - Right Handed

L - Left Handed

M - Man

W - Woman

**PROVISIONAL**

## List of Competitors

Reference	Function	FAMILY NAME	Given Name	G	Date of Birth	Height m/ft-in	Weight kg/lbs	ISO	R/L	Accreditation	Int. Fed. Number
<b>NPC Code : FIN</b>											
102436	Athlete	Kapiainen	Petri	M	02 JUL 1965	0.00		FIN		102436	
<b>Print Name/Short Print Name</b>				<b>TV Name/TV Initial Name</b>				<b>Scoreboard Name 1/Scoreboard Name 2</b>			
KAPIAINEN Petri				Petri Kapiainen				KAPIAINEN PETRI			
KAPIAINEN Petri				P. Kapiainen				KAPIAINEN			
102437	Athlete	Laine	Jukka	M	10 JUL 1963	0.00		FIN		102437	
<b>Print Name/Short Print Name</b>				<b>TV Name/TV Initial Name</b>				<b>Scoreboard Name 1/Scoreboard Name 2</b>			
LAINE Jukka				Jukka Laine				LAINE JUUKA			
LAINE Jukka				J. Laine				LAINE J.			
102440	Athlete	Melanen	Lauri	M	18 JAN 1963	0.00		FIN		102440	
<b>Print Name/Short Print Name</b>				<b>TV Name/TV Initial Name</b>				<b>Scoreboard Name 1/Scoreboard Name 2</b>			
MELANEN Lauri				Lauri Melanen				MELANEN LAURI			
MELANEN Lauri				L. Melanen				MELANEN L.			
102442	Athlete	Pulli	Matti	M	23 FEB 1956	0.00		FIN		102442	
<b>Print Name/Short Print Name</b>				<b>TV Name/TV Initial Name</b>				<b>Scoreboard Name 1/Scoreboard Name 2</b>			
PULLI Matti				Matti Pulli				PULLI MATTI			
PULLI Matti				M. Pulli				PULLI M.			
102584	Athlete	Pynnoenen	Allan	M	21 JUN 1952	0.00		FIN		102584	
<b>Print Name/Short Print Name</b>				<b>TV Name/TV Initial Name</b>				<b>Scoreboard Name 1/Scoreboard Name 2</b>			
PYNNOENEN Allan				Allan Pynnoenen				PYNNOENEN ALLAN			
PYNNOENEN Allan				A. Pynnoenen				PYNNOENEN			
102444	Athlete	Tervo	Sami	M	13 NOV 1965	0.00		FIN		102444	
<b>Print Name/Short Print Name</b>				<b>TV Name/TV Initial Name</b>				<b>Scoreboard Name 1/Scoreboard Name 2</b>			
TERVO Sami				Sami Tervo				TERVO SAMI			
TERVO Sami				S. Tervo				TERVO SAMI			
102445	Athlete	Tuominen	Veli-Matti	M	30 DEC 1953	0.00		FIN		102445	
<b>Print Name/Short Print Name</b>				<b>TV Name/TV Initial Name</b>				<b>Scoreboard Name 1/Scoreboard Name 2</b>			
TUOMINEN Veli-Matti				Veli-Matti Tuominen				TUOMINEN VELI-MATTI			
TUOMINEN Veli-Matti				V.M. Tuominen				TUOMINEN V			
102446	Athlete	Venaelaieinen	Olavi	M	16 DEC 1946	0.00		FIN		102446	
<b>Print Name/Short Print Name</b>				<b>TV Name/TV Initial Name</b>				<b>Scoreboard Name 1/Scoreboard Name 2</b>			
VENAELAEINEN Olavi				Olavi Venaelaieinen				VENAELAEINEN OLAVI			
VENAELAEINEN Olavi				O. Venaelaieinen				VENAELAEI.			
102447	Athlete	Vistbacka	Aulis	M	05 OCT 1958	0.00		FIN		102447	
<b>Print Name/Short Print Name</b>				<b>TV Name/TV Initial Name</b>				<b>Scoreboard Name 1/Scoreboard Name 2</b>			
VISTBACKA Aulis				Aulis Vistbacka				VISTBACKA AULIS			
VISTBACKA Aulis				A. Vistbacka				VISTBACKA			
<b>NPC Code : GER</b>											
102448	Athlete	Barsch	Steffen	M	23 JUN 1967	0.00		GER		102448	
<b>Print Name/Short Print Name</b>				<b>TV Name/TV Initial Name</b>				<b>Scoreboard Name 1/Scoreboard Name 2</b>			
BARSCH Steffen				Steffen Barsch				BARSCH STEFFEN			
BARSCH Steffen				S. Barsch				BARSCH S.			
102452	Athlete	Haussig	Uwe	M	04 MAR 1963	0.00		GER		102452	
<b>Print Name/Short Print Name</b>				<b>TV Name/TV Initial Name</b>				<b>Scoreboard Name 1/Scoreboard Name 2</b>			
HAUSSIG Uwe				Uwe Haussig				HAUSSIG UWE			
HAUSSIG Uwe				U. Haussig				HAUSSIG U.			
202241	Athlete	Luegger	Thomas	M	03 JUN 1979	0.00		GER		202241	
<b>Print Name/Short Print Name</b>				<b>TV Name/TV Initial Name</b>				<b>Scoreboard Name 1/Scoreboard Name 2</b>			
LUEGGER Thomas				Thomas Luegger				LUEGGER THOMAS			
LUEGGER Thomas				T. Luegger				LUEGGER T.			

### LEGENDS

G - Gender

R - Right Handed

L - Left Handed

M - Man

W - Woman

**PROVISIONAL**



## List of Competitors

Reference	Function	FAMILY NAME	Given Name	G	Date of Birth	Height m/ft-in	Weight kg/lbs	ISO	R/L	Accreditation	Int. Fed. Number
<b>NPC Code : GER</b>											
202240	Athlete	Mimberg	Dirk	M	01 AUG 1966	0.00		GER		202240	
<b>Print Name/Short Print Name</b>				<b>TV Name/TV Initial Name</b>				<b>Scoreboard Name 1/Scoreboard Name 2</b>			
MIMBERG Dirk				Dirk Mimberg				MIMBERG DIRK			
MIMBERG Dirk				D. Mimberg				MIMBERG D.			
102498	Athlete	Renger	Thomas	M	19 AUG 1972	0.00		GER		102498	
<b>Print Name/Short Print Name</b>				<b>TV Name/TV Initial Name</b>				<b>Scoreboard Name 1/Scoreboard Name 2</b>			
RENGER Thomas				Thomas Renger				RENGER THOMAS			
RENGER Thomas				T. Renger				RENGER T.			
102499	Athlete	Rickmann	Martin	M	15 OCT 1969	0.00		GER		102499	
<b>Print Name/Short Print Name</b>				<b>TV Name/TV Initial Name</b>				<b>Scoreboard Name 1/Scoreboard Name 2</b>			
RICKMANN Martin				Martin Rickmann				RICKMANN MARTIN			
RICKMANN Martin				M. Rickmann				RICKMANN M			
102453	Athlete	Schiffler	Alexander	M	20 JAN 1982	0.00		GER		102453	
<b>Print Name/Short Print Name</b>				<b>TV Name/TV Initial Name</b>				<b>Scoreboard Name 1/Scoreboard Name 2</b>			
SCHIFFLER Alexander				Alexander Schiffler				SCHIFFLER ALEXANDER			
SCHIFFLER Alexander				A. Schiffler				SCHIFFLER			
102454	Athlete	Schrapp	Juergen	M	27 JUL 1974	0.00		GER		102454	
<b>Print Name/Short Print Name</b>				<b>TV Name/TV Initial Name</b>				<b>Scoreboard Name 1/Scoreboard Name 2</b>			
SCHRAPP Juergen				Juergen Schrapp				SCHRAPP JUERGEN			
SCHRAPP Juergen				J. Schrapp				SCHRAPP J.			
102456	Athlete	Soicke	Siegmund	M	12 JAN 1956	0.00		GER		102456	
<b>Print Name/Short Print Name</b>				<b>TV Name/TV Initial Name</b>				<b>Scoreboard Name 1/Scoreboard Name 2</b>			
SOICKE Siegmund				Siegmund Soicke				SOICKE SIEGMUND			
SOICKE Siegmund				S. Soicke				SOICKE S.			
102502	Athlete	Stettner	Ferenc	M	14 MAY 1958	0.00		GER		102502	
<b>Print Name/Short Print Name</b>				<b>TV Name/TV Initial Name</b>				<b>Scoreboard Name 1/Scoreboard Name 2</b>			
STETTNER Ferenc				Ferenc Stettner				STETTNER FERENC			
STETTNER Ferenc				F. Stettner				STETTNER F			
102458	Athlete	Wischnewski	Stefan	M	19 OCT 1969	0.00		GER		102458	
<b>Print Name/Short Print Name</b>				<b>TV Name/TV Initial Name</b>				<b>Scoreboard Name 1/Scoreboard Name 2</b>			
WISCHNEWSKI Stefan				Stefan Wischnewski				WISCHNEWSKI STEFAN			
WISCHNEWSKI Stefan				S. Wischnewski				WISCHNEWS.			
102503	Athlete	von der Trenck	Stefan	M	19 MAR 1959	0.00		GER		102503	
<b>Print Name/Short Print Name</b>				<b>TV Name/TV Initial Name</b>				<b>Scoreboard Name 1/Scoreboard Name 2</b>			
von der TRENCK Stefan				Stefan von der Trenck				VON DER TRENCK S.			
von der TRENCK S.				S. von der Trenck				VON			
<b>NPC Code : HUN</b>											
102582	Athlete	Domokos	Andras	M	24 MAY 1956	0.00		HUN		102582	
<b>Print Name/Short Print Name</b>				<b>TV Name/TV Initial Name</b>				<b>Scoreboard Name 1/Scoreboard Name 2</b>			
DOMOKOS Andras				Andras Domokos				DOMOKOS ANDRAS			
DOMOKOS Andras				A. Domokos				DOMOKOS A.			
202645	Athlete	Gal	Janos	M	24 MAR 1954	0.00		HUN		202645	
<b>Print Name/Short Print Name</b>				<b>TV Name/TV Initial Name</b>				<b>Scoreboard Name 1/Scoreboard Name 2</b>			
GAL Janos				Janos Gal				GAL JANOS			
GAL Janos				J. Gal				GAL JANOS			
102579	Athlete	Kekecs	Miklos	M	30 JUL 1955	0.00		HUN		102579	
<b>Print Name/Short Print Name</b>				<b>TV Name/TV Initial Name</b>				<b>Scoreboard Name 1/Scoreboard Name 2</b>			
KEKECS Miklos				Miklos Kekecs				KEKECS MIKLOS			
KEKECS Miklos				M. Kekecs				KEKECS M.			

### LEGENDS

G - Gender

R - Right Handed

L - Left Handed

M - Man

W - Woman

**PROVISIONAL**

## List of Competitors

Reference	Function	FAMILY NAME	Given Name	G	Date of Birth	Height m/ft-in	Weight kg/lbs	ISO	R/L	Accreditation	Int. Fed. Number
<b>NPC Code : HUN</b>											
102580	Athlete	Kovacs	Laszlo	M	04 JUN 1973	0.00		HUN		102580	
<b>Print Name/Short Print Name</b>				<b>TV Name/TV Initial Name</b>				<b>Scoreboard Name 1/Scoreboard Name 2</b>			
KOVACS Laszlo				Laszlo Kovacs				KOVACS LASZLO			
KOVACS Laszlo				L. Kovacs				KOVACS L.			
102581	Athlete	Locsei	Sandor	M	18 MAY 1956	0.00		HUN		102581	
<b>Print Name/Short Print Name</b>				<b>TV Name/TV Initial Name</b>				<b>Scoreboard Name 1/Scoreboard Name 2</b>			
LOCSEI Sandor				Sandor Locsei				LOCSEI SANDOR			
LOCSEI Sandor				S. Locsei				LOCSEI S.			
102577	Athlete	Makarovszki	Sandor	M	02 JUL 1966	0.00		HUN		102577	
<b>Print Name/Short Print Name</b>				<b>TV Name/TV Initial Name</b>				<b>Scoreboard Name 1/Scoreboard Name 2</b>			
MAKAROVSZKI Sandor				Sandor Makarovszki				MAKAROVSZKI SANDOR			
MAKAROVSZKI Sandor				S. Makarovszki				MAKAROVSZ.			
102574	Athlete	Manyak	Attila	M	01 DEC 1972	0.00		HUN		102574	
<b>Print Name/Short Print Name</b>				<b>TV Name/TV Initial Name</b>				<b>Scoreboard Name 1/Scoreboard Name 2</b>			
MANYAK Attila				Attila Manyak				MANYAK ATTILA			
MANYAK Attila				A. Manyak				MANYAK A.			
102576	Athlete	Peres	Janos	M	16 FEB 1959	0.00		HUN		102576	
<b>Print Name/Short Print Name</b>				<b>TV Name/TV Initial Name</b>				<b>Scoreboard Name 1/Scoreboard Name 2</b>			
PERES Janos				Janos Peres				PERES JANOS			
PERES Janos				J. Peres				PERES J.			
202646	Athlete	Stirczer	Jozsef	M	17 SEP 1963	0.00		HUN		202646	
<b>Print Name/Short Print Name</b>				<b>TV Name/TV Initial Name</b>				<b>Scoreboard Name 1/Scoreboard Name 2</b>			
STIRCZER Jozsef				Jozsef Stirczer				STIRCZER JOZSEF			
STIRCZER Jozsef				J. Stirczer				STIRCZER J			
102575	Athlete	Szabo	Laszlo	M	26 DEC 1968	0.00		HUN		102575	
<b>Print Name/Short Print Name</b>				<b>TV Name/TV Initial Name</b>				<b>Scoreboard Name 1/Scoreboard Name 2</b>			
SZABO Laszlo				Laszlo Szabo				SZABO LASZLO			
SZABO Laszlo				L. Szabo				SZABO L.			
102578	Athlete	Szecsényi	Lajos	M	28 APR 1961	0.00		HUN		102578	
<b>Print Name/Short Print Name</b>				<b>TV Name/TV Initial Name</b>				<b>Scoreboard Name 1/Scoreboard Name 2</b>			
SZECSENYI Lajos				Lajos Szecsényi				SZECSENYI LAJOS			
SZECSENYI Lajos				L. Szecsényi				SZECSENYI			
102583	Athlete	Szigedi	Laszlo	M	29 MAR 1967	0.00		HUN		102583	
<b>Print Name/Short Print Name</b>				<b>TV Name/TV Initial Name</b>				<b>Scoreboard Name 1/Scoreboard Name 2</b>			
SZIGEDI Laszlo				Laszlo Szigedi				SZIGEDI LASZLO			
SZIGEDI Laszlo				L. Szigedi				SZIGEDI L.			
<b>NPC Code : IRI</b>											
102421	Athlete	Ashouri	Farshid	M	21 MAR 1964	0.00		IRI		102421	
<b>Print Name/Short Print Name</b>				<b>TV Name/TV Initial Name</b>				<b>Scoreboard Name 1/Scoreboard Name 2</b>			
ASHOURI Farshid				Farshid Ashouri				ASHOURI FARSHID			
ASHOURI Farshid				F. Ashouri				ASHOURI F.			
102431	Athlete	Behravan	Hojat	M	19 DEC 1979	0.00		IRI		102431	
<b>Print Name/Short Print Name</b>				<b>TV Name/TV Initial Name</b>				<b>Scoreboard Name 1/Scoreboard Name 2</b>			
BEHRAVAN Hojat				Hojat Behravan				BEHRAVAN HOJAT			
BEHRAVAN Hojat				H. Behravan				BEHRAVAN H			
102420	Athlete	Eimeri	Jalil	M	21 SEP 1972	0.00		IRI		102420	
<b>Print Name/Short Print Name</b>				<b>TV Name/TV Initial Name</b>				<b>Scoreboard Name 1/Scoreboard Name 2</b>			
EIMERI Jalil				Jalil Eimeri				EIMERI JALIL			
EIMERI Jalil				J. Eimeri				EIMERI J.			

### LEGENDS

G - Gender

R - Right Handed

L - Left Handed

M - Man

W - Woman

**PROVISIONAL**

## List of Competitors

Reference	Function	FAMILY NAME	Given Name	G	Date of Birth	Height m/ft-in	Weight kg/lbs	ISO	R/L	Accreditation	Int. Fed. Number
<b>NPC Code : IRI</b>											
102430	Athlete	Eshaghi	Ali	M	12 NOV 1971	0.00		IRI		102430	
<b>Print Name/Short Print Name</b>				<b>TV Name/TV Initial Name</b>				<b>Scoreboard Name 1/Scoreboard Name 2</b>			
ESHAGHI Ali				Ali Eshaghi				ESHAGHI ALI			
ESHAGHI Ali				A. Eshaghi				ESHAGHI A.			
102423	Athlete	Firouzi	Parviz	M	20 FEB 1969	0.00		IRI		102423	
<b>Print Name/Short Print Name</b>				<b>TV Name/TV Initial Name</b>				<b>Scoreboard Name 1/Scoreboard Name 2</b>			
FIROUZI Parviz				Parviz Firouzi				FIROUZI PARVIZ			
FIROUZI Parviz				P. Firouzi				FIROUZI P.			
102428	Athlete	Golkar Azghandi	Ali	M	21 MAR 1969	0.00		IRI		102428	
<b>Print Name/Short Print Name</b>				<b>TV Name/TV Initial Name</b>				<b>Scoreboard Name 1/Scoreboard Name 2</b>			
GOLKAR AZGHANDI Ali				Ali Golkar Azghandi				GOLKAR AZGHANDI ALI			
GOLKAR AZGHANDI Ali				A. Golkar Azghandi				GOLKAR			
102418	Athlete	Kashfia	Ali	M	12 DEC 1963	0.00		IRI		102418	
<b>Print Name/Short Print Name</b>				<b>TV Name/TV Initial Name</b>				<b>Scoreboard Name 1/Scoreboard Name 2</b>			
KASHFIA Ali				Ali Kashfia				KASHFIA ALI			
KASHFIA Ali				A. Kashfia				KASHFIA A.			
102432	Athlete	Peidayesh	Reza	M	05 SEP 1978	0.00		IRI		102432	
<b>Print Name/Short Print Name</b>				<b>TV Name/TV Initial Name</b>				<b>Scoreboard Name 1/Scoreboard Name 2</b>			
PEIDAYESH Reza				Reza Peidayesh				PEIDAYESH REZA			
PEIDAYESH Reza				R. Peidayesh				PEIDAYESH			
205508	Athlete	Rahimi	Mohammadreza	M	12 OCT 1971	0.00		IRI		205508	
<b>Print Name/Short Print Name</b>				<b>TV Name/TV Initial Name</b>				<b>Scoreboard Name 1/Scoreboard Name 2</b>			
RAHIMI Mohammadreza				Mohammadreza Rahimi				RAHIMI MOHAMMADREZA			
RAHIMI Mohammadreza				M. Rahimi				RAHIMI M.			
102416	Athlete	Salavatian	Aliakbar	M	02 MAY 1967	0.00		IRI		102416	
<b>Print Name/Short Print Name</b>				<b>TV Name/TV Initial Name</b>				<b>Scoreboard Name 1/Scoreboard Name 2</b>			
SALAVATIAN Aliakbar				Aliakbar Salavatian				SALAVATIAN ALIAKBAR			
SALAVATIAN Aliakbar				A. Salavatian				SALAVATIAN			
102422	Athlete	Soleimani	Majid	M	06 SEP 1964	0.00		IRI		102422	
<b>Print Name/Short Print Name</b>				<b>TV Name/TV Initial Name</b>				<b>Scoreboard Name 1/Scoreboard Name 2</b>			
SOLEIMANI Majid				Majid Soleimani				SOLEIMANI MAJID			
SOLEIMANI Majid				M. Soleimani				SOLEIMANI			
102547	Athlete	Zirahi	Isa	M	04 JUN 1979	0.00		IRI		102547	
<b>Print Name/Short Print Name</b>				<b>TV Name/TV Initial Name</b>				<b>Scoreboard Name 1/Scoreboard Name 2</b>			
ZIRAHИ Isa				Isa Zirahi				ZIRAHИ ISA			
ZIRAHИ Isa				I. Zirahi				ZIRAHИ ISA			
<b>NPC Code : JPN</b>											
203042	Athlete	Arifuku	Junichi	M	27 MAR 1963	0.00		JPN		203042	
<b>Print Name/Short Print Name</b>				<b>TV Name/TV Initial Name</b>				<b>Scoreboard Name 1/Scoreboard Name 2</b>			
ARIFUKU Junichi				Junichi Arifuku				ARIFUKU JUNICHI			
ARIFUKU Junichi				J. Arifuku				ARIFUKU J.			
102735	Athlete	Kato	Masahiko	M	16 APR 1969	0.00		JPN		102735	
<b>Print Name/Short Print Name</b>				<b>TV Name/TV Initial Name</b>				<b>Scoreboard Name 1/Scoreboard Name 2</b>			
KATO Masahiko				Masahiko Kato				KATO MASAHIKO			
KATO Masahiko				M. Kato				KATO M.			
102733	Athlete	Nakayama	Robert	M	22 FEB 1976	0.00		JPN		102733	
<b>Print Name/Short Print Name</b>				<b>TV Name/TV Initial Name</b>				<b>Scoreboard Name 1/Scoreboard Name 2</b>			
NAKAYAMA Robert				Robert Nakayama				NAKAYAMA ROBERT			
NAKAYAMA Robert				R. Nakayama				NAKAYAMA R			

### LEGENDS

G - Gender

R - Right Handed

L - Left Handed

M - Man

W - Woman

**PROVISIONAL**

## List of Competitors

Reference	Function	FAMILY NAME	Given Name	G	Date of Birth	Height m/ft-in	Weight kg/lbs	ISO	R/L	Accreditation	Int. Fed. Number
<b>NPC Code : JPN</b>											
102744	Athlete	Sasaki	Masahiro	M	12 SEP 1967	0.00		JPN		102744	
<b>Print Name/Short Print Name</b>				<b>TV Name/TV Initial Name</b>				<b>Scoreboard Name 1/Scoreboard Name 2</b>			
SASAKI Masahiro				Masahiro Sasaki				SASAKI MASAHIRO			
SASAKI Masahiro				M. Sasaki				SASAKI M.			
102737	Athlete	Sato	Ei	M	01 OCT 1963	0.00		JPN		102737	
<b>Print Name/Short Print Name</b>				<b>TV Name/TV Initial Name</b>				<b>Scoreboard Name 1/Scoreboard Name 2</b>			
SATO Ei				Ei Sato				SATO EI			
SATO Ei				E. Sato				SATO EI			
102741	Athlete	Shikine	Toshinari	M	05 FEB 1965	0.00		JPN		102741	
<b>Print Name/Short Print Name</b>				<b>TV Name/TV Initial Name</b>				<b>Scoreboard Name 1/Scoreboard Name 2</b>			
SHIKINE Toshinari				Toshinari Shikine				SHIKINE TOSHINARI			
SHIKINE Toshinari				T. Shikine				SHIKINE T.			
102739	Athlete	Takeda	Yoshihito	M	01 JUN 1967	0.00		JPN		102739	
<b>Print Name/Short Print Name</b>				<b>TV Name/TV Initial Name</b>				<b>Scoreboard Name 1/Scoreboard Name 2</b>			
TAKEDA Yoshihito				Yoshihito Takeda				TAKEDA YOSHIHITO			
TAKEDA Yoshihito				Y. Takeda				TAKEDA Y.			
102736	Athlete	Tanabe	Tsutomu	M	15 APR 1963	0.00		JPN		102736	
<b>Print Name/Short Print Name</b>				<b>TV Name/TV Initial Name</b>				<b>Scoreboard Name 1/Scoreboard Name 2</b>			
TANABE Tsutomu				Tsutomu Tanabe				TANABE TSUTOMU			
TANABE Tsutomu				T. Tanabe				TANABE T.			
102738	Athlete	Tanaka	Koji	M	26 AUG 1967	0.00		JPN		102738	
<b>Print Name/Short Print Name</b>				<b>TV Name/TV Initial Name</b>				<b>Scoreboard Name 1/Scoreboard Name 2</b>			
TANAKA Koji				Koji Tanaka				TANAKA KOJI			
TANAKA Koji				K. Tanaka				TANAKA K.			
203043	Athlete	Wakairo	Hiroyuki	M	21 JUL 1971	0.00		JPN		203043	
<b>Print Name/Short Print Name</b>				<b>TV Name/TV Initial Name</b>				<b>Scoreboard Name 1/Scoreboard Name 2</b>			
WAKAIRO Hiroyuki				Hiroyuki Wakairo				WAKAIRO HIROYUKI			
WAKAIRO Hiroyuki				H. Wakairo				WAKAIRO H.			
102743	Athlete	Yonezawa	Atsushi	M	26 JAN 1974	0.00		JPN		102743	
<b>Print Name/Short Print Name</b>				<b>TV Name/TV Initial Name</b>				<b>Scoreboard Name 1/Scoreboard Name 2</b>			
YONEZAWA Atsushi				Atsushi Yonezawa				YONEZAWA ATSUSHI			
YONEZAWA Atsushi				A. Yonezawa				YONEZAWA A			
102734	Athlete	Yoshida	Hitoshi	M	13 OCT 1966	0.00		JPN		102734	
<b>Print Name/Short Print Name</b>				<b>TV Name/TV Initial Name</b>				<b>Scoreboard Name 1/Scoreboard Name 2</b>			
YOSHIDA Hitoshi				Hitoshi Yoshida				YOSHIDA HITOSHI			
YOSHIDA Hitoshi				H. Yoshida				YOSHIDA H.			
<b>NPC Code : KOR</b>											
203393	Athlete	Back	Young-Kil	M	13 DEC 1968	0.00		KOR		203393	
<b>Print Name/Short Print Name</b>				<b>TV Name/TV Initial Name</b>				<b>Scoreboard Name 1/Scoreboard Name 2</b>			
BACK Young-Kil				Young-Kil Back				BACK YOUNG-KIL			
BACK Young-Kil				Y.K. Back				BACK Y.K.			
102595	Athlete	Jeon	Seon-Ju	M	16 JUN 1968	0.00		KOR		102595	
<b>Print Name/Short Print Name</b>				<b>TV Name/TV Initial Name</b>				<b>Scoreboard Name 1/Scoreboard Name 2</b>			
JEON Seon-Ju				Seon-Ju Jeon				JEON SEON-JU			
JEON Seon-Ju				S.J. Jeon				JEON S.J.			
102596	Athlete	Kang	Duck-Chan	M	12 AUG 1967	0.00		KOR		102596	
<b>Print Name/Short Print Name</b>				<b>TV Name/TV Initial Name</b>				<b>Scoreboard Name 1/Scoreboard Name 2</b>			
KANG Duck-Chan				Duck-Chan Kang				KANG DUCK-CHAN			
KANG Duck-Chan				D.C. Kang				KANG D.C.			

### LEGENDS

G - Gender

R - Right Handed

L - Left Handed

M - Man

W - Woman

**PROVISIONAL**

## List of Competitors

Reference	Function	FAMILY NAME	Given Name	G	Date of Birth	Height m/ft-in	Weight kg/lbs	ISO	R/L	Accreditation	Int. Fed. Number
<b>NPC Code : KOR</b>											
102586	Athlete	Kim	Bong-Ju	M	22 OCT 1973	0.00		KOR		102586	
<b>Print Name/Short Print Name</b>		<b>TV Name/TV Initial Name</b>		<b>Scoreboard Name 1/Scoreboard Name 2</b>							
KIM Bong-Ju		Bong-Ju Kim		KIM SUNG-HOON							
KIM Bong-Ju		B.J. Kim		KIM B.J.							
102587	Athlete	Kim	Sung-Hoon	M	06 OCT 1975	0.00		KOR		102587	
<b>Print Name/Short Print Name</b>		<b>TV Name/TV Initial Name</b>		<b>Scoreboard Name 1/Scoreboard Name 2</b>							
KIM Sung-Hoon		Sung-Hoon Kim		KIM SUNG-HOON							
KIM Sung-Hoon		S.H. Kim		KIM S.H.							
203302	Athlete	Lee	Jun-Hmm	M	28 NOV 1969	0.00		KOR		203302	
<b>Print Name/Short Print Name</b>		<b>TV Name/TV Initial Name</b>		<b>Scoreboard Name 1/Scoreboard Name 2</b>							
LEE Jun-Hmm		Jun-Hmm Lee		LEE JUN-HMM							
LEE Jun-Hmm		J.H. Lee		LEE J.H.							
203394	Athlete	Moon	Kyoung-Rok	M	24 DEC 1971	0.00		KOR		203394	
<b>Print Name/Short Print Name</b>		<b>TV Name/TV Initial Name</b>		<b>Scoreboard Name 1/Scoreboard Name 2</b>							
MOON Kyoung-Rok		Kyoung-Rok Moon		MOON KYOUNG-ROK							
MOON Kyoung-Rok		K.R. Moon		MOON K.R.							
102588	Athlete	Na	Myung-Jong	M	05 APR 1973	0.00		KOR		102588	
<b>Print Name/Short Print Name</b>		<b>TV Name/TV Initial Name</b>		<b>Scoreboard Name 1/Scoreboard Name 2</b>							
NA Myung-Jong		Myung-Jong Na		NA MYUNG-JONG							
NA Myung-Jong		M.J. Na		NA M.J.							
102593	Athlete	Park	Hyun-Dong	M	22 APR 1969	0.00		KOR		102593	
<b>Print Name/Short Print Name</b>		<b>TV Name/TV Initial Name</b>		<b>Scoreboard Name 1/Scoreboard Name 2</b>							
PARK Hyun-Dong		Hyun-Dong Park		PARK HYUN-DONG							
PARK Hyun-Dong		H.D. Park		PARK H.D.							
203395	Athlete	Park	Woo-Sung	M	10 JUL 1963	0.00		KOR		203395	
<b>Print Name/Short Print Name</b>		<b>TV Name/TV Initial Name</b>		<b>Scoreboard Name 1/Scoreboard Name 2</b>							
PARK Woo-Sung		Woo-Sung Park		PARK WOO-SUNG							
PARK Woo-Sung		W.S. Park		PARK W.S.							
102594	Athlete	Seo	Gu-Hwaun	M	26 DEC 1967	0.00		KOR		102594	
<b>Print Name/Short Print Name</b>		<b>TV Name/TV Initial Name</b>		<b>Scoreboard Name 1/Scoreboard Name 2</b>							
SEO Gu-Hwaun		Gu-Hwaun Seo		SEO GU-HWAUN							
SEO Gu-Hwaun		G.H. Seo		SEO G.H.							
203392	Athlete	Yoon	Chul-Ho	M	21 APR 1967	0.00		KOR		203392	
<b>Print Name/Short Print Name</b>		<b>TV Name/TV Initial Name</b>		<b>Scoreboard Name 1/Scoreboard Name 2</b>							
YOON Chul-Ho		Chul-Ho Yoon		YOON CHUL-HO							
YOON Chul-Ho		C.H. Yoon		YOON C.H.							
<b>NPC Code : LBA</b>											
203478	Athlete	Abdelgader Saleh	Saleh Ibrahim	M	02 JAN 1967	0.00		LBA		203478	
<b>Print Name/Short Print Name</b>		<b>TV Name/TV Initial Name</b>		<b>Scoreboard Name 1/Scoreboard Name 2</b>							
ABDELGADER SALEH Saleh Ibrahim		Saleh Ibrahim Abdelgader Saleh		ABDELGADER SALEH SI							
ABDELGADER SALEH SI		S.I. Abdelgader Saleh		ABDELGADE.							
102762	Athlete	Abusetin	Mustafa	M	26 DEC 1968	0.00		LBA		102762	
<b>Print Name/Short Print Name</b>		<b>TV Name/TV Initial Name</b>		<b>Scoreboard Name 1/Scoreboard Name 2</b>							
ABUSETIN Mustafa		Mustafa Abusetin		ABUSETIN MUSTAFA							
ABUSETIN Mustafa		M. Abusetin		ABUSETIN M							
102769	Athlete	Alaguri	Salah	M	19 APR 1967	0.00		LBA		102769	
<b>Print Name/Short Print Name</b>		<b>TV Name/TV Initial Name</b>		<b>Scoreboard Name 1/Scoreboard Name 2</b>							
ALAGURI Salah		Salah Alaguri		ALAGURI SALAH							
ALAGURI Salah		S. Alaguri		ALAGURI S.							

### LEGENDS

G - Gender

R - Right Handed

L - Left Handed

M - Man

W - Woman

**PROVISIONAL**

## List of Competitors

Reference	Function	FAMILY NAME	Given Name	G	Date of Birth	Height m/ft-in	Weight kg/lbs	ISO	R/L	Accreditation	Int. Fed. Number
<b>NPC Code : LBA</b>											
102765	Athlete	Almednene	Mousbah A M	M	15 MAY 1972	0.00		LBA		102765	
<b>Print Name/Short Print Name</b>				<b>TV Name/TV Initial Name</b>				<b>Scoreboard Name 1/Scoreboard Name 2</b>			
ALMEDNENE Mousbah A M				Mousbah A M Almednene				ALMEDNENE M.A.M.			
ALMEDNENE M.A.M.				M.A.M. Almednene				ALMEDNENE			
203468	Athlete	Elghashir	Abulgasem	M	29 NOV 1968	0.00		LBA		203468	
<b>Print Name/Short Print Name</b>				<b>TV Name/TV Initial Name</b>				<b>Scoreboard Name 1/Scoreboard Name 2</b>			
ELGHASHIR Abulgasem				Abulgasem Elghashir				ELGHASHIR ABULGASEM			
ELGHASHIR Abulgasem				A. Elghashir				ELGHASHIR			
102767	Athlete	Elkelabe	Zuhair M	M	01 JAN 1967	0.00		LBA		102767	
<b>Print Name/Short Print Name</b>				<b>TV Name/TV Initial Name</b>				<b>Scoreboard Name 1/Scoreboard Name 2</b>			
ELKELABE Zuhair M				Zuhair M Elkelabe				ELKELABE ZUHAIR M			
ELKELABE Zuhair M				Z.M. Elkelabe				ELKELABE Z			
203479	Athlete	Emhemed Salem	Salem	M	01 JAN 1967	0.00		LBA		203479	
<b>Print Name/Short Print Name</b>				<b>TV Name/TV Initial Name</b>				<b>Scoreboard Name 1/Scoreboard Name 2</b>			
EMHEMED SALEM Salem				Salem Emhemed Salem				EMHEMED SALEM SALEM			
EMHEMED SALEM Salem				S. Emhemed Salem				EMHEMED			
102768	Athlete	M Susaen	Gama	M	16 APR 1975	0.00		LBA		102768	
<b>Print Name/Short Print Name</b>				<b>TV Name/TV Initial Name</b>				<b>Scoreboard Name 1/Scoreboard Name 2</b>			
M SUSAEN Gama				Gama M Susaen				M SUSAEN GAMA			
M SUSAEN Gama				G. M Susaen				M SUSAEN G			
102763	Athlete	Mansur	Salem	M	02 OCT 1965	0.00		LBA		102763	
<b>Print Name/Short Print Name</b>				<b>TV Name/TV Initial Name</b>				<b>Scoreboard Name 1/Scoreboard Name 2</b>			
MANSUR Salem				Salem Mansur				MANSUR SALEM			
MANSUR Salem				S. Mansur				MANSUR S.			
102764	Athlete	Saeid	I Hashem	M	17 APR 1971	0.00		LBA		102764	
<b>Print Name/Short Print Name</b>				<b>TV Name/TV Initial Name</b>				<b>Scoreboard Name 1/Scoreboard Name 2</b>			
SAEID I Hashem				I Hashem Saeid				SAEID I HASHEM			
SAEID I Hashem				I.H. Saeid				SAEID I.H.			
102770	Athlete	Salil	Ali Said	M	01 JAN 1975	0.00		LBA		102770	
<b>Print Name/Short Print Name</b>				<b>TV Name/TV Initial Name</b>				<b>Scoreboard Name 1/Scoreboard Name 2</b>			
SALIL Ali Said				Ali Said Salil				SALIL ALI SAID			
SALIL Ali Said				A.S. Salil				SALIL A.S.			
203475	Athlete	Zaituni	Abdulhakim H	M	28 JAN 1969	0.00		LBA		203475	
<b>Print Name/Short Print Name</b>				<b>TV Name/TV Initial Name</b>				<b>Scoreboard Name 1/Scoreboard Name 2</b>			
ZAITUNI Abdulhakim H				Abdulhakim H Zaituni				ZAITUNI ABDULHAKIM H			
ZAITUNI Abdulhakim H				A.H. Zaituni				ZAITUNI AH			
<b>NPC Code : NED</b>											
102399	Athlete	Aalders	Henk	M	24 DEC 1955	0.00		NED		102399	
<b>Print Name/Short Print Name</b>				<b>TV Name/TV Initial Name</b>				<b>Scoreboard Name 1/Scoreboard Name 2</b>			
AALDERS Henk				Henk Aalders				AALDERS HENK			
AALDERS Henk				H. Aalders				AALDERS H.			
102403	Athlete	Durge	Ron	M	17 JAN 1964	0.00		NED		102403	
<b>Print Name/Short Print Name</b>				<b>TV Name/TV Initial Name</b>				<b>Scoreboard Name 1/Scoreboard Name 2</b>			
DURGE Ron				Ron Durge				DURGE RON			
DURGE Ron				R. Durge				DURGE RON			
102414	Athlete	Lijssen	Martin	M	25 AUG 1967	0.00		NED		102414	
<b>Print Name/Short Print Name</b>				<b>TV Name/TV Initial Name</b>				<b>Scoreboard Name 1/Scoreboard Name 2</b>			
LIJSSEN Martin				Martin Lijssen				LIJSSEN MARTIN			
LIJSSEN Martin				M. Lijssen				LIJSSEN M.			

### LEGENDS

G - Gender

R - Right Handed

L - Left Handed

M - Man

W - Woman

**PROVISIONAL**

## List of Competitors

Reference	Function	FAMILY NAME	Given Name	G	Date of Birth	Height m/ft-in	Weight kg/lbs	ISO	R/L	Accreditation	Int. Fed. Number
<b>NPC Code : NED</b>											
102402	Athlete	Oomen	Harry	M	25 JUL 1960	0.00		NED		102402	
<b>Print Name/Short Print Name</b>				<b>TV Name/TV Initial Name</b>						<b>Scoreboard Name 1/Scoreboard Name 2</b>	
		OOMEN Harry				Harry Oomen				OOMEN HARRY	
		OOMEN Harry				H. Oomen				OOMEN H.	
102409	Athlete	Oonk	Alfred	M	10 JAN 1964	0.00		NED		102409	
<b>Print Name/Short Print Name</b>				<b>TV Name/TV Initial Name</b>						<b>Scoreboard Name 1/Scoreboard Name 2</b>	
		OONK Alfred				Alfred Oonk				OONK ALFRED	
		OONK Alfred				A. Oonk				OONK A.	
102407	Athlete	Reekers	Johan	M	28 DEC 1957	0.00		NED		102407	
<b>Print Name/Short Print Name</b>				<b>TV Name/TV Initial Name</b>						<b>Scoreboard Name 1/Scoreboard Name 2</b>	
		REEKERS Johan				Johan Reekers				REEKERS JOHAN	
		REEKERS Johan				J. Reekers				REEKERS J.	
102410	Athlete	Tibben	Stefan	M	21 APR 1969	0.00		NED		102410	
<b>Print Name/Short Print Name</b>				<b>TV Name/TV Initial Name</b>						<b>Scoreboard Name 1/Scoreboard Name 2</b>	
		TIBBEN Stefan				Stefan Tibben				TIBBEN STEFAN	
		TIBBEN Stefan				S. Tibben				TIBBEN S.	
102405	Athlete	Timmerman	Edwin	M	11 NOV 1972	0.00		NED		102405	
<b>Print Name/Short Print Name</b>				<b>TV Name/TV Initial Name</b>						<b>Scoreboard Name 1/Scoreboard Name 2</b>	
		TIMMERMAN Edwin				Edwin Timmerman				TIMMERMAN EDWIN	
		TIMMERMAN Edwin				E. Timmerman				TIMMERMAN	
102397	Athlete	Top	Pieter	M	13 FEB 1959	0.00		NED		102397	
<b>Print Name/Short Print Name</b>				<b>TV Name/TV Initial Name</b>						<b>Scoreboard Name 1/Scoreboard Name 2</b>	
		TOP Pieter				Pieter Top				TOP PIETER	
		TOP Pieter				P. Top				TOP PIETER	
102401	Athlete	Venderbosch	Andre	M	25 MAY 1967	0.00		NED		102401	
<b>Print Name/Short Print Name</b>				<b>TV Name/TV Initial Name</b>						<b>Scoreboard Name 1/Scoreboard Name 2</b>	
		VENDERBOSCH Andre				Andre Venderbosch				VENDERBOSCH ANDRE	
		VENDERBOSCH Andre				A. Venderbosch				VENDERBOS.	
102411	Athlete	Verstappen	Johan	M	15 APR 1970	0.00		NED		102411	
<b>Print Name/Short Print Name</b>				<b>TV Name/TV Initial Name</b>						<b>Scoreboard Name 1/Scoreboard Name 2</b>	
		VERSTAPPEN Johan				Johan Verstappen				VERSTAPPEN JOHAN	
		VERSTAPPEN Johan				J. Verstappen				VERSTAPPEN	
102406	Athlete	van der Broek	Edwin	M	28 JUL 1976	0.00		NED		102406	
<b>Print Name/Short Print Name</b>				<b>TV Name/TV Initial Name</b>						<b>Scoreboard Name 1/Scoreboard Name 2</b>	
		van der BROEK Edwin				Edwin van der Broek				VAN DER BROEK EDWIN	
		van der BROEK Edwin				E. van der Broek				VAN	
<b>NPC Code : USA</b>											
102604	Athlete	Coppens	Matthew	M	18 APR 1971	0.00		USA		102604	
<b>Print Name/Short Print Name</b>				<b>TV Name/TV Initial Name</b>						<b>Scoreboard Name 1/Scoreboard Name 2</b>	
		COPPENS Matthew				Matthew Coppens				COPPENS MATTHEW	
		COPPENS Matthew				M. Coppens				COPPENS M.	
102475	Athlete	Demby	William	M	08 SEP 1950	0.00		USA		102475	
<b>Print Name/Short Print Name</b>				<b>TV Name/TV Initial Name</b>						<b>Scoreboard Name 1/Scoreboard Name 2</b>	
		DEMBY William				William Demby				DEMBY WILLIAM	
		DEMBY William				W. Demby				DEMBY W.	
102599	Athlete	Dugan	Jim	M	16 JUL 1947	0.00		USA		102599	
<b>Print Name/Short Print Name</b>				<b>TV Name/TV Initial Name</b>						<b>Scoreboard Name 1/Scoreboard Name 2</b>	
		DUGAN Jim				Jim Dugan				DUGAN JIM	
		DUGAN Jim				J. Dugan				DUGAN JIM	

**LEGENDS**

G - Gender

R - Right Handed

L - Left Handed

M - Man

W - Woman

**PROVISIONAL**

## List of Competitors

Reference	Function	FAMILY NAME	Given Name	G	Date of Birth	Height m/ft-in	Weight kg/lbs	ISO	R/L	Accreditation	Int. Fed. Number
<b>NPC Code : USA</b>											
102483	Athlete	Glowacki	Matthew	M	10 APR 1973	0.00		USA		102483	
<b>Print Name/Short Print Name</b>				<b>TV Name/TV Initial Name</b>				<b>Scoreboard Name 1/Scoreboard Name 2</b>			
GLOWACKI Matthew				Matthew Glowacki				GLOWACKI MATTHEW			
GLOWACKI Matthew				M. Glowacki				GLOWACKI M			
102747	Athlete	Hamido	Essameldin Ragab	M	24 FEB 1961	0.00		USA		102747	
<b>Print Name/Short Print Name</b>				<b>TV Name/TV Initial Name</b>				<b>Scoreboard Name 1/Scoreboard Name 2</b>			
HAMIDO Essameldin Ragab				Essameldin Ragab Hamido				HAMIDO E.R.			
HAMIDO E.R.				E.R. Hamido				HAMIDO ER			
205233	Athlete	Johnson	Bradley	M	09 SEP 1970	0.00		USA		205233	
<b>Print Name/Short Print Name</b>				<b>TV Name/TV Initial Name</b>				<b>Scoreboard Name 1/Scoreboard Name 2</b>			
JOHNSON Bradley				Bradley Johnson				JOHNSON BRADLEY			
JOHNSON Bradley				B. Johnson				JOHNSON B.			
102602	Athlete	Kesler	Jim	M	01 JUN 1961	0.00		USA		102602	
<b>Print Name/Short Print Name</b>				<b>TV Name/TV Initial Name</b>				<b>Scoreboard Name 1/Scoreboard Name 2</b>			
KESLER Jim				Jim Kesler				KESLER JIM			
KESLER Jim				J. Kesler				KESLER JIM			
205234	Athlete	Lange	Tracey Joseph	M	11 MAR 1967	0.00		USA		205234	
<b>Print Name/Short Print Name</b>				<b>TV Name/TV Initial Name</b>				<b>Scoreboard Name 1/Scoreboard Name 2</b>			
LANGE Tracey Joseph				Tracey Joseph Lange				LANGE TRACEY JOSEPH			
LANGE Tracey Joseph				T.J. Lange				LANGE T.J.			
102473	Athlete	Lease	Curtis	M	17 DEC 1971	0.00		USA		102473	
<b>Print Name/Short Print Name</b>				<b>TV Name/TV Initial Name</b>				<b>Scoreboard Name 1/Scoreboard Name 2</b>			
LEASE Curtis				Curtis Lease				LEASE CURTIS			
LEASE Curtis				C. Lease				LEASE C.			
102478	Athlete	Moran	Paul	M	31 DEC 1966	0.00		USA		102478	
<b>Print Name/Short Print Name</b>				<b>TV Name/TV Initial Name</b>				<b>Scoreboard Name 1/Scoreboard Name 2</b>			
MORAN Paul				Paul Moran				MORAN PAUL			
MORAN Paul				P. Moran				MORAN PAUL			
102601	Athlete	Smith	Kurt	M	21 DEC 1963	0.00		USA		102601	
<b>Print Name/Short Print Name</b>				<b>TV Name/TV Initial Name</b>				<b>Scoreboard Name 1/Scoreboard Name 2</b>			
SMITH Kurt				Kurt Smith				SMITH KURT			
SMITH Kurt				K. Smith				SMITH KURT			
102480	Athlete	Terpenning	James	M	26 OCT 1968	0.00		USA		102480	
<b>Print Name/Short Print Name</b>				<b>TV Name/TV Initial Name</b>				<b>Scoreboard Name 1/Scoreboard Name 2</b>			
TERPENNING James				James Terpenning				TERPENNING JAMES			
TERPENNING James				J. Terpenning				TERPENNING			

### LEGENDS

G - Gender

R - Right Handed

L - Left Handed

M - Man

W - Woman

**PROVISIONAL**



PRNVS00000013.00038 00101813:42V01U

## List of Team Officials

Volleyball - Sitting

Reference	Function	FAMILY NAME	Given Name	G	Date of Birth	Height m/ft-in	Weight kg/lbs	ISO	R/L	Accreditation	Int. Fed. Number
<b>NPC Code : AUS</b>											
551	Assis. Coach	Glenn	Stewart	M		0.00		AUS			
<b>Print Name/Short Print Name</b>				<b>TV Name/TV Initial Name</b>				<b>Scoreboard Name 1/Scoreboard Name 2</b>			
GLENN Stewart				Stewart Glenn				GLENN STEWART			
GLENN Stewart				S. Glenn				GLENN S.			
550	Head Coach	Weiping	Tu	M		0.00		AUS			
<b>Print Name/Short Print Name</b>				<b>TV Name/TV Initial Name</b>				<b>Scoreboard Name 1/Scoreboard Name 2</b>			
WEIPING Tu				Tu Weiping				WEIPING TU			
WEIPING Tu				T. Weiping				WEIPING TU			
<b>NPC Code : BIH</b>											
593	Doctor	Avdic	Dijana	M		0.00		BIH			
<b>Print Name/Short Print Name</b>				<b>TV Name/TV Initial Name</b>				<b>Scoreboard Name 1/Scoreboard Name 2</b>			
AVDIC Dijana				Dijana Avdic				AVDIC DIJANA			
AVDIC Dijana				D. Avdic				AVDIC D.			
592	Assis. Coach	Colic	Mehmed	M		0.00		BIH			
<b>Print Name/Short Print Name</b>				<b>TV Name/TV Initial Name</b>				<b>Scoreboard Name 1/Scoreboard Name 2</b>			
COLIC Mehmed				Mehmed Colic				COLIC MEHMED			
COLIC Mehmed				M. Colic				COLIC M.			
591	Head Coach	Hrustemovic	Mirza	M		0.00		BIH			
<b>Print Name/Short Print Name</b>				<b>TV Name/TV Initial Name</b>				<b>Scoreboard Name 1/Scoreboard Name 2</b>			
HRUSTEMOVIC Mirza				Mirza Hrustemovic				HRUSTEMOVIC MIRZA			
HRUSTEMOVIC Mirza				M. Hrustemovic				HRUSTEMOV.			
590	Team Manager	Kriko	Amir	M		0.00		BIH			
<b>Print Name/Short Print Name</b>				<b>TV Name/TV Initial Name</b>				<b>Scoreboard Name 1/Scoreboard Name 2</b>			
KRIKO Amir				Amir Kriko				KRIKO AMIR			
KRIKO Amir				A. Kriko				KRIKO AMIR			
<b>NPC Code : EGY</b>											
530	Head Coach	Darwish	Mansour	M		0.00		EGY			
<b>Print Name/Short Print Name</b>				<b>TV Name/TV Initial Name</b>				<b>Scoreboard Name 1/Scoreboard Name 2</b>			
DARWISH Mansour				Mansour Darwish				DARWISH MANSOUR			
DARWISH Mansour				M. Darwish				DARWISH M.			
531	Assis. Coach	Salama	Mohamed	M		0.00		EGY			
<b>Print Name/Short Print Name</b>				<b>TV Name/TV Initial Name</b>				<b>Scoreboard Name 1/Scoreboard Name 2</b>			
SALAMA Mohamed				Mohamed Salama				SALAMA MOHAMED			
SALAMA Mohamed				M. Salama				SALAMA M.			
<b>NPC Code : FIN</b>											
601	Assis. Coach	Pulli	Ossi	M		0.00		FIN			
<b>Print Name/Short Print Name</b>				<b>TV Name/TV Initial Name</b>				<b>Scoreboard Name 1/Scoreboard Name 2</b>			
PULLI Ossi				Ossi Pulli				PULLI OSSI			
PULLI Ossi				O. Pulli				PULLI OSSI			
600	Head Coach	Vare	Timo	M		0.00		FIN			
<b>Print Name/Short Print Name</b>				<b>TV Name/TV Initial Name</b>				<b>Scoreboard Name 1/Scoreboard Name 2</b>			
VARE Timo				Timo Vare				VARE TIMO			
VARE Timo				T. Vare				VARE TIMO			
<b>NPC Code : GER</b>											
542	Doctor	Bernauer	Andrea	M		0.00		GER			
<b>Print Name/Short Print Name</b>				<b>TV Name/TV Initial Name</b>				<b>Scoreboard Name 1/Scoreboard Name 2</b>			
BERNAUER Andrea				Andrea Bernauer				BERNAUER ANDREA			
BERNAUER Andrea				A. Bernauer				BERNAUER A			

**LEGENDS**

G - Gender

R - Right Handed

L - Left Handed

M - Man

W - Woman

**PROVISIONAL**

## List of Team Officials

Volleyball - Sitting

Volleyball - Sitting

Volleyball - Sitting

Volleyball - Sitting

Volleyball - Sitting

Volleyball - Sitting

Reference	Function	FAMILY NAME	Given Name	G	Date of Birth	Height m/ft-in	Weight kg/lbs	ISO	R/L	Accreditation	Int. Fed. Number
<b>NPC Code : GER</b>											
540	Head Coach	De Haan	Jouke	M		0.00		GER			
<b>Print Name/Short Print Name</b>				<b>TV Name/TV Initial Name</b>				<b>Scoreboard Name 1/Scoreboard Name 2</b>			
DE HAAN Jouke				Jouke De Haan				DE HAAN JOUKE			
DE HAAN Jouke				J. De Haan				DE HAAN J.			
541	Assis. Coach	Wilkens	Andreas	M		0.00		GER			
<b>Print Name/Short Print Name</b>				<b>TV Name/TV Initial Name</b>				<b>Scoreboard Name 1/Scoreboard Name 2</b>			
WILKENS Andreas				Andreas Wilkens				WILKENS ANDREAS			
WILKENS Andreas				A. Wilkens				WILKENS A.			
<b>NPC Code : HUN</b>											
560	Head Coach	Balogh	Istvan	M		0.00		HUN			
<b>Print Name/Short Print Name</b>				<b>TV Name/TV Initial Name</b>				<b>Scoreboard Name 1/Scoreboard Name 2</b>			
BALOGH Istvan				Istvan Balogh				BALOGH ISTVAN			
BALOGH Istvan				I. Balogh				BALOGH I.			
<b>NPC Code : IRI</b>											
522	Assis. Coach	Davalloo	Abdol Jabbar	M		0.00		IRI			
<b>Print Name/Short Print Name</b>				<b>TV Name/TV Initial Name</b>				<b>Scoreboard Name 1/Scoreboard Name 2</b>			
DAVALLOO Abdol Jabbar				Abdol Jabbar Davaloo				DAVALLOO A.J.			
DAVALLOO A.J.				A.J. Davaloo				DAVALLOO A			
523	Doctor	Dehghan	Mohammadrahim	M		0.00		IRI			
<b>Print Name/Short Print Name</b>				<b>TV Name/TV Initial Name</b>				<b>Scoreboard Name 1/Scoreboard Name 2</b>			
DEHGHAN Mohammadrahim				Mohammadrahim Dehghan				DEHGHAN M.			
DEHGHAN M.				M. Dehghan				DEHGHAN M.			
524	Ther./Train.	Irandoost	Mahmoud	M		0.00		IRI			
<b>Print Name/Short Print Name</b>				<b>TV Name/TV Initial Name</b>				<b>Scoreboard Name 1/Scoreboard Name 2</b>			
IRANDOOST Mahmoud				Mahmoud Irandoost				IRANDOOST MAHMOUD			
IRANDOOST Mahmoud				M. Irandoost				IRANDOOST			
520	Team Manager	Mehraein	Mohammad	M		0.00		IRI			
<b>Print Name/Short Print Name</b>				<b>TV Name/TV Initial Name</b>				<b>Scoreboard Name 1/Scoreboard Name 2</b>			
MEHRAEIN Mohammad				Mohammad Mehraein				MEHRAEIN MOHAMMAD			
MEHRAEIN Mohammad				M. Mehraein				MEHRAEIN M			
521	Head Coach	Rezaeigarkani	Hadi	M		0.00		IRI			
<b>Print Name/Short Print Name</b>				<b>TV Name/TV Initial Name</b>				<b>Scoreboard Name 1/Scoreboard Name 2</b>			
REZAEIGARKANI Hadi				Hadi Rezaeigarkani				REZAEIGARKANI HADI			
REZAEIGARKANI Hadi				H. Rezaeigarkani				REZAEIGAR.			
<b>NPC Code : JPN</b>											
580	Head Coach	Mano	Yoshihisa	M		0.00		JPN			
<b>Print Name/Short Print Name</b>				<b>TV Name/TV Initial Name</b>				<b>Scoreboard Name 1/Scoreboard Name 2</b>			
MANO Yoshihisa				Yoshihisa Mano				MANO YOSHIHISA			
MANO Yoshihisa				Y. Mano				MANO Y.			
582	Ther./Train.	Morita	Tetsushi	M		0.00		JPN			
<b>Print Name/Short Print Name</b>				<b>TV Name/TV Initial Name</b>				<b>Scoreboard Name 1/Scoreboard Name 2</b>			
MORITA Tetsushi				Tetsushi Morita				MORITA TETSUSHI			
MORITA Tetsushi				T. Morita				MORITA T.			
581	Assis. Coach	Yamashita	Shin	M		0.00		JPN			
<b>Print Name/Short Print Name</b>				<b>TV Name/TV Initial Name</b>				<b>Scoreboard Name 1/Scoreboard Name 2</b>			
YAMASHITA Shin				Shin Yamashita				YAMASHITA SHIN			
YAMASHITA Shin				S. Yamashita				YAMASHITA			

**LEGENDS**

G - Gender

R - Right Handed

L - Left Handed

M - Man

W - Woman

PROVISIONAL

## List of Team Officials

Volleyball - Sitting

Volleyball - Sitting

Volleyball - Sitting

Volleyball - Sitting

Volleyball - Sitting

Volleyball - Sitting

Reference	Function	FAMILY NAME	Given Name	G	Date of Birth	Height m/ft-in	Weight kg/lbs	ISO	R/L	Accreditation	Int. Fed. Number
<b>NPC Code : KOR</b>											
500	Head Coach	Park	Tae-Hyun	M		0.00		KOR			
<b>Print Name/Short Print Name</b>		<b>TV Name/TV Initial Name</b>		<b>Scoreboard Name 1/Scoreboard Name 2</b>							
PARK Tae-Hyun		Tae-Hyun Park		PARK TAE-HYUN							
PARK Tae-Hyun		T.H. Park		PARK T.H.							
<b>NPC Code : LBA</b>											
612	Assis. Coach	Abdussalam	Mohamad	M		0.00		LBA			
<b>Print Name/Short Print Name</b>		<b>TV Name/TV Initial Name</b>		<b>Scoreboard Name 1/Scoreboard Name 2</b>							
ABDUSSALAM Mohamad		Mohamad Abdussalam		ABDUSSALAM MOHAMAD							
ABDUSSALAM Mohamad		M. Abdussalam		ABDUSSALAM							
613	Doctor	Gritly	Haffed	M		0.00		LBA			
<b>Print Name/Short Print Name</b>		<b>TV Name/TV Initial Name</b>		<b>Scoreboard Name 1/Scoreboard Name 2</b>							
GRITLY Haffed		Haffed Gritly		GRITLY HAFFED							
GRITLY Haffed		H. Gritly		GRITLY H.							
610	Team Manager	Lashehab	Fathi Ali	M		0.00		LBA			
<b>Print Name/Short Print Name</b>		<b>TV Name/TV Initial Name</b>		<b>Scoreboard Name 1/Scoreboard Name 2</b>							
LASHEHAB Fathi Ali		Fathi Ali Lashehab		LASHEHAB FATHI ALI							
LASHEHAB Fathi Ali		F.A. Lashehab		LASHEHAB F							
611	Head Coach	Nouh	Amdans	M		0.00		LBA			
<b>Print Name/Short Print Name</b>		<b>TV Name/TV Initial Name</b>		<b>Scoreboard Name 1/Scoreboard Name 2</b>							
NOUH Amdans		Amdans Nouh		NOUH AMDANS							
NOUH Amdans		A. Nouh		NOUH A.							
<b>NPC Code : NED</b>											
512	Assis. Coach	Banfi	Jozef	M		0.00		NED			
<b>Print Name/Short Print Name</b>		<b>TV Name/TV Initial Name</b>		<b>Scoreboard Name 1/Scoreboard Name 2</b>							
BANFI Jozef		Jozef Banfi		BANFI JOZEF							
BANFI Jozef		J. Banfi		BANFI J.							
513	Ther./Train.	Beelen	Henkjan	M		0.00		NED			
<b>Print Name/Short Print Name</b>		<b>TV Name/TV Initial Name</b>		<b>Scoreboard Name 1/Scoreboard Name 2</b>							
BEELEN Henkjan		Henkjan Beelen		BEELEN HENKJAN							
BEELEN Henkjan		H. Beelen		BEELEN H.							
510	Team Manager	Dost	Hemu	M		0.00		NED			
<b>Print Name/Short Print Name</b>		<b>TV Name/TV Initial Name</b>		<b>Scoreboard Name 1/Scoreboard Name 2</b>							
DOST Hemu		Hemu Dost		DOST HEMU							
DOST Hemu		H. Dost		DOST HEMU							
511	Head Coach	Jansen	Kees	M		0.00		NED			
<b>Print Name/Short Print Name</b>		<b>TV Name/TV Initial Name</b>		<b>Scoreboard Name 1/Scoreboard Name 2</b>							
JANSEN Kees		Kees Jansen		JANSEN KEES							
JANSEN Kees		K. Jansen		JANSEN K.							
<b>NPC Code : USA</b>											
573	Ther./Train.	Blockman	Tamberly	M		0.00		USA			
<b>Print Name/Short Print Name</b>		<b>TV Name/TV Initial Name</b>		<b>Scoreboard Name 1/Scoreboard Name 2</b>							
BLOCKMAN Tamberly		Tamberly Blockman		BLOCKMAN TAMBERLY							
BLOCKMAN Tamberly		T. Blockman		BLOCKMAN T							
572	Assis. Coach	Collins	Dixie Reese	M		0.00		USA			
<b>Print Name/Short Print Name</b>		<b>TV Name/TV Initial Name</b>		<b>Scoreboard Name 1/Scoreboard Name 2</b>							
COLLINS Dixie Reese		Dixie Reese Collins		COLLINS DIXIE REESE							
COLLINS Dixie Reese		D.R. Collins		COLLINS DR							

**LEGENDS**

G - Gender

R - Right Handed

L - Left Handed

M - Man

W - Woman

**PROVISIONAL**

## List of Team Officials

Reference	Function	FAMILY NAME	Given Name	G	Date of Birth	Height m/ft-in	Weight kg/lbs	ISO	R/L	Accreditation	Int. Fed. Number
<b>NPC Code : USA</b>											
570	Team Manager	Drach	Ronald	M		0.00		USA			
<b>Print Name/Short Print Name</b>				<b>TV Name/TV Initial Name</b>				<b>Scoreboard Name 1/Scoreboard Name 2</b>			
DRACH Ronald				Ronald Drach				DRACH RONALD			
DRACH Ronald				R. Drach				DRACH R.			
571	Head Coach	Hulett	Michael	M		0.00		USA			
<b>Print Name/Short Print Name</b>				<b>TV Name/TV Initial Name</b>				<b>Scoreboard Name 1/Scoreboard Name 2</b>			
HULETT Michael				Michael Hulett				HULETT MICHAEL			
HULETT Michael				M. Hulett				HULETT M.			

Volleyball - Sitting

Volleyball - Sitting

Volleyball - Sitting

Volleyball - Sitting

Volleyball - Sitting

Volleyball - Sitting

**LEGENDS**

G - Gender

R - Right Handed

L - Left Handed

M - Man

W - Woman

**PROVISIONAL**

PRNVS00000014.00053 00101814:24V010



PRNVS00000015.00053 00101814:24V010



### Netherlands (NED)

No.	Name	Medical Class	Date of Birth	Club	National Selections			
					WCH	PG	Oth	Tot
1	TOP Pieter	E	13 FEB 1959					
3	AALDERS Henk	E	24 DEC 1955					
4	OONK Alfred	E	10 JAN 1964					
5	L VENDERBOSCH Andre	E	25 MAY 1967					
6	OOMEN Harry	E	25 JUL 1960					
7	DURGE Ron	E	17 JAN 1964					
8	TIMMERMAN Edwin	E	11 NOV 1972					
9	TIBBEN Stefan	MD	21 APR 1969					
10	LIJSSEN Martin	E	25 AUG 1967					
11	van der BROEK Edwin	E	28 JUL 1976					
12	VERSTAPPEN Johan (C)	MD	15 APR 1970					
14	REEKERS Johan	E	28 DEC 1957					
<b>Uniform Colors</b>		<b>Shirt</b>		<b>Shorts</b>				
<b>Main</b>		Orange/Blue		Blue				
<b>2nd</b>		Blue/Orange		Blue				
<b>3rd</b>		Dark Blue/Red		Blue				
<b>Technical Staff</b>								
<b>Team Manager</b>		DOST Henk						
<b>Head Coach</b>		JANSEN Kees						
<b>Assistant Coach</b>		BANFI Jozef						
<b>Doctor</b>								
<b>Therapist/Trainer</b>		BEELLEN Henkjan						

<b>Legend:</b>					
(C)	Team Captain	OG	Paralympic Games	Tot	Total
L	Libero Player	Oth	Other International Competitions	WCH	World Championship
E	Eligible	MD	Minimal Disability		

PRNVS00000016.0008 00101913:30V01U

Date	Time	Match	Phase	Team	Team	Team	Team
FRI 20 OCT	10:30	1	Preliminaries A	Islamic Republic of Iran	IRI	Netherlands	NED
	12:00	2	Preliminaries B	Libyan Arab Jamahiriya	LBA	Australia	AUS
	13:30	3	Preliminaries A	United States of America	USA	Hungary	HUN
	16:00	4	Preliminaries B	Egypt	EGY	Korea	KOR
	17:30	5	Preliminaries A	Germany	GER	Japan	JPN
	19:00	6	Preliminaries B	Bosnia & Herzegovina	BIH	Finland	FIN
SAT 21 OCT	10:30	7	Preliminaries B	Egypt	EGY	Libyan Arab Jamahiriya	LBA
	12:00	8	Preliminaries A	Islamic Republic of Iran	IRI	United States of America	USA
	13:30	9	Preliminaries B	Bosnia & Herzegovina	BIH	Australia	AUS
	16:00	10	Preliminaries A	Germany	GER	Netherlands	NED
	17:30	11	Preliminaries B	Finland	FIN	Korea	KOR
	19:00	12	Preliminaries A	Japan	JPN	Hungary	HUN
SUN 22 OCT	10:30	13	Preliminaries A	Islamic Republic of Iran	IRI	Germany	GER
	12:00	14	Preliminaries B	Korea	KOR	Libyan Arab Jamahiriya	LBA
	13:30	15	Preliminaries A	Japan	JPN	United States of America	USA
	16:00	16	Preliminaries B	Bosnia & Herzegovina	BIH	Egypt	EGY
	17:30	17	Preliminaries A	Hungary	HUN	Netherlands	NED
	19:00	18	Preliminaries B	Finland	FIN	Australia	AUS
MON 23 OCT	10:30	19	Preliminaries B	Korea	KOR	Bosnia & Herzegovina	BIH
	12:00	20	Preliminaries A	Hungary	HUN	Germany	GER
	13:30	21	Preliminaries B	Finland	FIN	Libyan Arab Jamahiriya	LBA
	16:00	22	Preliminaries A	Netherlands	NED	United States of America	USA
	17:30	23	Preliminaries B	Australia	AUS	Egypt	EGY
	19:00	24	Preliminaries A	Islamic Republic of Iran	IRI	Japan	JPN
TUE 24 OCT	10:30	25	Preliminaries A	United States of America	USA	Germany	GER
	12:00	26	Preliminaries B	Australia	AUS	Korea	KOR
	13:30	27	Preliminaries A	Islamic Republic of Iran	IRI	Hungary	HUN
	16:00	28	Preliminaries B	Finland	FIN	Egypt	EGY
	17:30	29	Preliminaries A	Netherlands	NED	Japan	JPN
	19:00	30	Preliminaries B	Libyan Arab Jamahiriya	LBA	Bosnia & Herzegovina	BIH
THU 26 OCT	10:30	31	Classifications 9-12	5th of Preliminaries A		6th of Preliminaries B	
	12:00	32	Classifications 9-12	5th of Preliminaries B		6th of Preliminaries A	
	13:30	33	Quarterfinal	1st of Preliminaries A		4th of Preliminaries B	
	16:00	34	Quarterfinal	2nd of Preliminaries B		3rd of Preliminaries A	
	17:30	35	Quarterfinal	2nd of Preliminaries A		3rd of Preliminaries B	
	19:00	36	Quarterfinal	1st of Preliminaries B		4th of Preliminaries A	

Volleyball - Sitting

Volleyball - Sitting

Volleyball - Sitting

Volleyball - Sitting

Volleyball - Sitting

Volleyball - Sitting



Date	Time	Match	Phase	Team	Team
FRI 27 OCT	10:30	37	Final 11-12	Loser of match 31	Loser of match 32
	12:00	38	Final 9-10	Winner of match 31	Winner of match 32
	13:30	39	Classifications 5-8	Loser of match 33	Loser of match 34
	16:00	40	Classifications 5-8	Loser of match 35	Loser of match 36
	17:30	41	Semifinal	Winner of match 33	Winner of match 34
	19:00	42	Semifinal	Winner of match 35	Winner of match 36
SAT 28 OCT	13:00	43	Classification 7-8	Loser of match 39	Loser of match 40
	14:30	44	Classification 5-6	Winner of match 39	Winner of match 40
	17:00	45	Bronze Medal	Loser of match 41	Loser of match 42
	18:30	46	Gold Medal	Winner of match 41	Winner of match 42

PROVISIONAL

PRNVS00000017.0008 00101911:08V010

Date	Time	Match	Phase	Team	Team	Team	Team
FRI 20 OCT	10:30	1	Preliminaries A	Islamic Republic of Iran	IRI	Netherlands	NED
	12:00	2	Preliminaries B	Libyan Arab Jamahiriya	LBA	Australia	AUS
	13:30	3	Preliminaries A	United States of America	USA	Hungary	HUN
	16:00	4	Preliminaries B	Egypt	EGY	Korea	KOR
	17:30	5	Preliminaries A	Germany	GER	Japan	JPN
	19:00	6	Preliminaries B	Bosnia & Herzegovina	BIH	Finland	FIN
SAT 21 OCT	10:30	7	Preliminaries B	Egypt	EGY	Libyan Arab Jamahiriya	LBA
	12:00	8	Preliminaries A	Islamic Republic of Iran	IRI	United States of America	USA
	13:30	9	Preliminaries B	Bosnia & Herzegovina	BIH	Australia	AUS
	16:00	10	Preliminaries A	Germany	GER	Netherlands	NED
	17:30	11	Preliminaries B	Finland	FIN	Korea	KOR
	19:00	12	Preliminaries A	Japan	JPN	Hungary	HUN
SUN 22 OCT	10:30	13	Preliminaries A	Islamic Republic of Iran	IRI	Germany	GER
	12:00	14	Preliminaries B	Korea	KOR	Libyan Arab Jamahiriya	LBA
	13:30	15	Preliminaries A	Japan	JPN	United States of America	USA
	16:00	16	Preliminaries B	Bosnia & Herzegovina	BIH	Egypt	EGY
	17:30	17	Preliminaries A	Hungary	HUN	Netherlands	NED
	19:00	18	Preliminaries B	Finland	FIN	Australia	AUS
MON 23 OCT	10:30	19	Preliminaries B	Korea	KOR	Bosnia & Herzegovina	BIH
	12:00	20	Preliminaries A	Hungary	HUN	Germany	GER
	13:30	21	Preliminaries B	Finland	FIN	Libyan Arab Jamahiriya	LBA
	16:00	22	Preliminaries A	Netherlands	NED	United States of America	USA
	17:30	23	Preliminaries B	Australia	AUS	Egypt	EGY
	19:00	24	Preliminaries A	Islamic Republic of Iran	IRI	Japan	JPN
TUE 24 OCT	10:30	25	Preliminaries A	United States of America	USA	Germany	GER
	12:00	26	Preliminaries B	Australia	AUS	Korea	KOR
	13:30	27	Preliminaries A	Islamic Republic of Iran	IRI	Hungary	HUN
	16:00	28	Preliminaries B	Finland	FIN	Egypt	EGY
	17:30	29	Preliminaries A	Netherlands	NED	Japan	JPN
	19:00	30	Preliminaries B	Libyan Arab Jamahiriya	LBA	Bosnia & Herzegovina	BIH
THU 26 OCT	10:30	31	Classifications 9-12	5th of Preliminaries A		6th of Preliminaries B	
	12:00	32	Classifications 9-12	5th of Preliminaries B		6th of Preliminaries A	
	13:30	33	Quarterfinal	1st of Preliminaries A		4th of Preliminaries B	
	16:00	34	Quarterfinal	2nd of Preliminaries B		3rd of Preliminaries A	
	17:30	35	Quarterfinal	2nd of Preliminaries A		3rd of Preliminaries B	
	19:00	36	Quarterfinal	1st of Preliminaries B		4th of Preliminaries A	

Volleyball - Sitting

Volleyball - Sitting

Volleyball - Sitting

Volleyball - Sitting

Volleyball - Sitting

Volleyball - Sitting



Date	Time	Match	Phase	Team	Team
FRI 27 OCT	10:30	37	Final 11-12	Loser of match 31	Loser of match 32
	12:00	38	Final 9-10	Winner of match 31	Winner of match 32
	13:30	39	Classifications 5-8	Loser of match 33	Loser of match 34
	16:00	40	Classifications 5-8	Loser of match 35	Loser of match 36
	17:30	41	Semifinal	Winner of match 33	Winner of match 34
	19:00	42	Semifinal	Winner of match 35	Winner of match 36
SAT 28 OCT	13:00	43	Classification 7-8	Loser of match 39	Loser of match 40
	14:30	44	Classification 5-6	Winner of match 39	Winner of match 40
	17:00	45	Bronze Medal	Loser of match 41	Loser of match 42
	18:30	46	Gold Medal	Winner of match 41	Winner of match 42

PRNVS00000018.00058 00102008:50V01U



Time	Match	Phase	Team	Officials
10:30	1	Preliminaries A	Islamic Republic of Iran vs Netherlands	<p>IRI NED</p> <p><b>Referees</b> CHIRCHOV Stepan (RUS) SOLVANG Jan Otto (NOR)</p> <p><b>Control Committee</b> KLIEN Frits (NED) LOTAN Gabriel (ISR)</p> <p><b>Scorers</b> PASSFIELD Karen (AUS) BARKER Simone (AUS)</p> <p><b>Linejudges</b> BYRNES John (AUS) CLARK Lynne (AUS) GIBBS Mike (USA) McMAHON Jeannine (USA)</p>
12:00	2	Preliminaries B	Libyan Arab Jamahiriya vs Australia	<p>LBA AUS</p> <p><b>Referees</b> PLESNIK Janko (SLO) FUCHS Elisabeth (AUT)</p> <p><b>Control Committee</b> SCHONSTEINER Jurgen (GER) SOLVANG Jan Otto (NOR)</p> <p><b>Scorers</b> YOE Dee (USA) McINTYRE Leisa (USA)</p> <p><b>Linejudges</b> NEAL Brian (AUS) NGUYEN Phong (AUS) PATERSON Scott (AUS) RODGER Andrew (AUS)</p>
13:30	3	Preliminaries A	United States of America vs Hungary	<p>USA HUN</p> <p><b>Referees</b> SOEDERHOLM Seppo (FIN) DAVISON Andrew (AUS)</p> <p><b>Control Committee</b> WALTON Steve (GBR) CAMPBELL Joe (USA)</p> <p><b>Scorers</b> LONGLEY Kathryn (AUS) SCHULBERGS Marika (AUS)</p> <p><b>Linejudges</b> SCHIPPER Eddy (NED) THINNES Roger (USA) SEKHAR Niranjan (AUS) WARR Susan (AUS)</p>
16:00	4	Preliminaries B	Egypt vs Korea	<p>EGY KOR</p> <p><b>Referees</b> ANDERSSON Mats (SWE) KARADI Gabor (HUN)</p> <p><b>Control Committee</b> COUZNER Barry (AUS) ROSENTHAL Radu (ISR)</p> <p><b>Scorers</b> TWEEDIE Catriona (AUS) FOWLER Janet (AUS)</p> <p><b>Linejudges</b> ALKSNIS Ritvars (LAT) HUGHES Paul (USA) LENTIN Kevin (AUS) GILLETE Jacob (USA)</p>
17:30	5	Preliminaries A	Germany vs Japan	<p>GER JPN</p> <p><b>Referees</b> HELAC Senad (BIH) FELDSHTEYN Viktor (UKR)</p> <p><b>Control Committee</b> PONT Juan (ESP) KHOEINI Hossein (IRI)</p> <p><b>Scorers</b> JAMES Bronwyn (AUS) BYRNES John (AUS)</p> <p><b>Linejudges</b> McINTYRE Leisa (USA) BARKER Simone (AUS) MEULENKAMP Martijn (NED) PASSFIELD Karen (AUS)</p>
19:00	6	Preliminaries B	Bosnia & Herzegovina vs Finland	<p>BIH FIN</p> <p><b>Referees</b> KHOEINI Hossein (IRI) VAN DE LOO Henricus (NED)</p> <p><b>Control Committee</b> MULLER Phil (AUS) ROSENTHAL Radu (ISR)</p> <p><b>Scorers</b> HARRISSON Sarah (AUS) CLARK Lynne (AUS)</p> <p><b>Linejudges</b> LONGLEY Kathryn (AUS) WILSON Elizabeth (USA) BOLT Donald (AUS) TOOVEY Leigh (AUS)</p>

Volleyball - Sitting

Volleyball - Sitting

Volleyball - Sitting

Volleyball - Sitting

Volleyball - Sitting

Volleyball - Sitting

PRNVS00000019.00058 00101916:02V010

Time	Match	Phase	Team	Officials
10:30	1	Preliminaries A	Islamic Republic of Iran vs Netherlands	<p>IRI NED</p> <p><b>Referees</b> CHIRCHOV Stepan (RUS) SOLVANG Jan Otto (NOR)</p> <p><b>Control Committee</b> KLIEN Frits (NED) LOTAN Gabriel (ISR)</p> <p><b>Scorers</b> PASSFIELD Karen (AUS) BARKER Simone (AUS)</p> <p><b>Linejudges</b> BYRNES John (AUS) CLARK Lynne (AUS) GIBBS Mike (USA) McMAHON Jeannine (USA)</p>
12:00	2	Preliminaries B	Libyan Arab Jamahiriya vs Australia	<p>LBA AUS</p> <p><b>Referees</b> PLESNIK Janko (SLO) FUCHS Elisabeth (AUT)</p> <p><b>Control Committee</b> SCHONSTEINER Jurgen (GER) SOLVANG Jan Otto (NOR)</p> <p><b>Scorers</b> YOE Dee (USA) McINTYRE Leisa (USA)</p> <p><b>Linejudges</b> NEAL Brian (AUS) NGUYEN Phong (AUS) PATERSON Scott (AUS) RODGER Andrew (AUS)</p>
13:30	3	Preliminaries A	United States of America vs Hungary	<p>USA HUN</p> <p><b>Referees</b> SOEDERHOLM Seppo (FIN) DAVISON Andrew (AUS)</p> <p><b>Control Committee</b> WALTON Steve (GBR) CAMPBELL Joe (USA)</p> <p><b>Scorers</b> LONGLEY Kathryn (AUS) SCHULBERGS Marika (AUS)</p> <p><b>Linejudges</b> SCHIPPER Eddy (NED) THINNES Roger (USA) SEKHAR Niranjan (AUS) WARR Susan (AUS)</p>
16:00	4	Preliminaries B	Egypt vs Korea	<p>EGY KOR</p> <p><b>Referees</b> ANDERSSON Mats (SWE) KARADI Gabor (HUN)</p> <p><b>Control Committee</b> COUZNER Barry (AUS) ROSENTHAL Radu (ISR)</p> <p><b>Scorers</b> TWEEDIE Catriona (AUS) FOWLER Janet (AUS)</p> <p><b>Linejudges</b> ALKSNIS Ritvars (LAT) HUGHES Paul (USA) LENTIN Kevin (AUS) GILLETE Jacob (USA)</p>
17:30	5	Preliminaries A	Germany vs Japan	<p>GER JPN</p> <p><b>Referees</b> HELAC Senad (BIH) FELDSHTEYN Viktor (UKR)</p> <p><b>Control Committee</b> PONT Juan (ESP) KHOEINI Hossein (IRI)</p> <p><b>Scorers</b> JAMES Bronwyn (AUS) BYRNES John (AUS)</p> <p><b>Linejudges</b> McINTYRE Leisa (USA) BARKER Simone (AUS) MEULENKAMP Martijn (NED) PASSFIELD Karen (AUS)</p>
19:00	6	Preliminaries B	Bosnia & Herzegovina vs Finland	<p>BIH FIN</p> <p><b>Referees</b> KHOEINI Hossein (IRI) VAN DE LOO Henricus (NED)</p> <p><b>Control Committee</b> MULLER Phil (AUS) ROSENTHAL Radu (ISR)</p> <p><b>Scorers</b> HARRISSON Sarah (AUS) CLARK Lynne (AUS)</p> <p><b>Linejudges</b> LONGLEY Kathryn (AUS) WILSON Elizabeth (USA) BOLT Donald (AUS) TOOVEY Leigh (AUS)</p>

Volleyball - Sitting

Volleyball - Sitting

Volleyball - Sitting

Volleyball - Sitting

Volleyball - Sitting

Volleyball - Sitting

PRNVS0000001A.00053 00101916:31V010



### United States of America (USA)

No.	Name	Medical Class	Date of Birth	Club	National Selections			
					WCH	PG	Oth	Tot
1	HAMIDO Essameldin Ragab	E	24 FEB 1961					
2	GLOWACKI Matthew	E	10 APR 1973					
3	LEASE Curtis	E	17 DEC 1971					
4	LANGE Tracey Joseph	E	11 MAR 1967					
5	COPPENS Matthew	E	18 APR 1971					
6	TERPENNING James	E	26 OCT 1968					
7	SMITH Kurt	E	21 DEC 1963					
8	JOHNSON Bradley	E	9 SEP 1970					
9	L DUGAN Jim	E	16 JUL 1947					
10	MORAN Paul	E	31 DEC 1966					
11	DEMBY William (C)	E	8 SEP 1950					
14	KESLER Jim	E	1 JUN 1961					
<b>Uniform Colors</b>		<b>Shirt</b>		<b>Shorts</b>				
<b>Main</b>		Red		Blue				
<b>2nd</b>		White		Blue				
<b>3rd</b>		Blue		Blue				
<b>Technical Staff</b>								
<b>Team Manager</b>		DRACH Ronald						
<b>Head Coach</b>		HULETT Michael						
<b>Assistant Coach</b>		COLLINS Dixie Reese						
<b>Doctor</b>								
<b>Therapist/Trainer</b>		BLOCKMAN Tamberly						

**Legend:**

(C) Team Captain  
L Libero Player  
E Eligible

OG Paralympic Games  
Oth Other International Competitions  
MD Minimal Disability

Tot Total  
WCH World Championship

PRNVS0000001B.00053 00101916:32V02OC



### United States of America (USA)

No.	Name	Medical Class	Date of Birth	Club	National Selections			
					WCH	PG	Oth	Tot
1	HAMIDO Essameldin Ragab	E	24 FEB 1961					
2	GLOWACKI Matthew	E	10 APR 1973					
3	LEASE Curtis	E	17 DEC 1971					
4	LANGE Tracey Joseph	E	11 MAR 1967					
5	COPPENS Matthew	E	18 APR 1971					
6	TERPENNING James	E	26 OCT 1968					
7	SMITH Kurt	E	21 DEC 1963					
8	JOHNSON Bradley	E	9 SEP 1970					
9	L DUGAN Jim	E	16 JUL 1947					
10	MORAN Paul	E	31 DEC 1966					
11	DEMBY William (C)	E	8 SEP 1950					
14	KESLER Jim	E	1 JUN 1961					
<b>Uniform Colors</b>		<b>Shirt</b>		<b>Shorts</b>				
<b>Main</b>		Red		Blue				
<b>2nd</b>		White		Blue				
<b>3rd</b>		Blue		Blue				
<b>Technical Staff</b>								
<b>Team Manager</b>		DRACH Ronald						
<b>Head Coach</b>		HULETT Michael						
<b>Assistant Coach</b>		COLLINS Dixie Reese						
<b>Doctor</b>								
<b>Therapist/Trainer</b>		BLOCKMAN Tamberly						

<b>Legend:</b>			
(C)	Team Captain	OG	Paralympic Games
L	Libero Player	Oth	Other International Competitions
E	Eligible	MD	Minimal Disability
		Tot	Total
		WCH	World Championship

**CORRECTED**

PRNVS0000001C.00053 00101917:19V010





### United States of America (USA)

No.	Name	Medical Class	Date of Birth	Club	National Selections			
					WCH	PG	Oth	Tot
1	HAMIDO Essameldin Ragab	E	24 FEB 1961					
2	GLOWACKI Matthew	E	10 APR 1973					
3	LEASE Curtis	E	17 DEC 1971					
4	LANGE Tracey Joseph	E	11 MAR 1967					
5	COPPENS Matthew	E	18 APR 1971					
6	TERPENNING James	E	26 OCT 1968					
7	SMITH Kurt	E	21 DEC 1963					
8	JOHNSON Bradley	E	9 SEP 1970					
9	L DUGAN Jim	E	16 JUL 1947					
10	MORAN Paul	E	31 DEC 1966					
11	DEMBY William (C)	E	8 SEP 1950					
14	KESLER Jim	E	1 JUN 1961					
<b>Uniform Colors</b>		<b>Shirt</b>		<b>Shorts</b>				
<b>Main</b>		Red		Blue				
<b>2nd</b>		White		Blue				
<b>3rd</b>		Blue		Blue				
<b>Technical Staff</b>								
<b>Team Manager</b>		DRACH Ronald						
<b>Head Coach</b>		HULETT Michael						
<b>Assistant Coach</b>		COLLINS Dixie Reese						
<b>Doctor</b>								
<b>Therapist/Trainer</b>		BLOCKMAN Tamberly						

<b>Legend:</b>			
(C)	Team Captain	OG	Paralympic Games
L	Libero Player	Oth	Other International Competitions
E	Eligible	MD	Minimal Disability
		Tot	Total
		WCH	World Championship

PRNVS0000001D.00053 00101917:21V02OC



PRNVS0000001E.00030 00101920:10V010

NPC		MEN	WOMEN	TOTAL
AUS	Australia	1	0	1
BIH	Bosnia & Herzegovina	1	0	1
EGY	Egypt	1	0	1
FIN	Finland	1	0	1
GER	Germany	1	0	1
HUN	Hungary	1	0	1
IRI	Islamic Republic of Iran	1	0	1
JPN	Japan	1	0	1
KOR	Korea	1	0	1
LBA	Libyan Arab Jamahiriya	1	0	1
NED	Netherlands	1	0	1
USA	United States of America	1	0	1

PRNVS0000001F.00027 00102820:32V01U

GOODBYE FROM SITTING VOLLEYBALL

PROVISIONAL

PRNVS00000020.00051 00102009:02V010





Match No: 1  
Start Time: 10:30

IRI vs NED

First Referee: CHIRCHOV Stepan (RUS)  
Second Referee: SOLVANG Jan Otto (NOR)

### Islamic Republic of Iran (IRI)

No.	Name	Medical Class	Date of Birth	Tournament Totals				
				Attack	Block	Serve	Total	%
1	ESHAGHI Ali	E	12 NOV 1971					
2	RAHIMI Mohammadreza	E	12 OCT 1971					
3	PEIDAYESH Reza	MD	5 SEP 1978					
4	KASHFIA Ali (C)	E	12 DEC 1963					
5	SOLEIMANI Majid	E	6 SEP 1964					
6	GOLKAR AZGHANDI Ali	E	21 MAR 1969					
7	ASHOURI Farshid (L)	E	21 MAR 1964					
8	EIMERI Jalil	E	21 SEP 1972					
9	ZIRAH I Isa	E	4 JUN 1979					
10	FIROUZI Parviz	E	20 FEB 1969					
11	SALAVATIAN Aliakbar	E	2 MAY 1967					
12	BEHRAVAN Hojat	E	19 DEC 1979					

Head Coach : REZAEIGARKANI Hadi

### Netherlands (NED)

No.	Name	Medical Class	Date of Birth	Tournament Totals				
				Attack	Block	Serve	Total	%
1	TOP Pieter	E	13 FEB 1959					
3	AALDERS Henk	E	24 DEC 1955					
4	OONK Alfred	E	10 JAN 1964					
5	VENDERBOSCH Andre (L)	E	25 MAY 1967					
6	OOMEN Harry	E	25 JUL 1960					
7	DURGE Ron	E	17 JAN 1964					
8	TIMMERMAN Edwin	E	11 NOV 1972					
9	TIBBEN Stefan	MD	21 APR 1969					
10	LIJSSEN Martin	E	25 AUG 1967					
11	van der BROEK Edwin	E	28 JUL 1976					
12	VERSTAPPEN Johan (C)	MD	15 APR 1970					
14	REEKERS Johan	E	28 DEC 1957					

Head Coach : JANSSEN Kees

**Legend:**

(C) Team Captain (L) Libero Player % Percent of total team scoring  
E Eligible MD Minimal Disability

PRNVS00000021.00051 00102010:04V010

Match No: 2  
Start Time: 12:00

**LBA vs AUS**

**First Referee:** PLESNIK Janko (SLO)

**Second Referee:** FUCHS Elisabeth (AUT)

### Libyan Arab Jamahiriya (LBA)

No.	Name	Medical Class	Date of Birth	Tournament Totals				
				Attack	Block	Serve	Total	%
2	SALIL Ali Said	E	1 JAN 1975					
3	ALMEDNENE Mousbah A M	E	15 MAY 1972					
4	ELKELABE Zuhair M	E	1 JAN 1967					
5	ELGHASHIR Abulgasem	E	29 NOV 1968					
6	SAEID I Hashem	E	17 APR 1971					
7	M SUSAEN Gama	E	16 APR 1975					
8	ALAGURI Salah (C)	E	19 APR 1967					
9	ABDELGADER SALEH Saleh Ibrahim	E	2 JAN 1967					
10	ABUSETIN Mustafa	E	26 DEC 1968					
11	EMHEMED SALEM Salem	E	1 JAN 1967					
12	ZAITUNI Abdulhakim H	E	28 JAN 1969					
13	MANSUR Salem	E	2 OCT 1965					

**Head Coach :** NOUH Ramdans

### Australia (AUS)

No.	Name	Medical Class	Date of Birth	Tournament Totals				
				Attack	Block	Serve	Total	%
1	BRAY Edward	E	22 NOV 1954					
2	LEE Albert	E	17 OCT 1962					
3	WHITEMAN Mark	E	10 MAR 1968					
4	PRICE Kevin	E	20 AUG 1948					
5	CROFT Paul	E	11 MAR 1951					
6	GAY Darren	E	28 NOV 1969					
7	ROWORTH Brett (C)	E	23 OCT 1959					
8	SOBCZAK Greg	E	11 OCT 1970					
9	THOMPSON Bruce	E	20 MAR 1960					
10	PYNE Glenn	E	8 AUG 1957					
11	NORTH Brant (L)	E	5 NOV 1976					

**Head Coach :** WEIPING Tu

**Legend:**

(C) Team Captain (L) Libero Player % Percent of total team scoring  
E Eligible MD Minimal Disability

PRNVS00000022.00051 00102010:09V010



Match No: 3  
Start Time: 13:30

USA vs HUN

First Referee: SOEDERHOLM Seppo (FIN)

Second Referee: DAVISON Andrew (AUS)

## United States of America (USA)

No.	Name	Medical Class	Date of Birth	Tournament Totals				
				Attack	Block	Serve	Total	%
1	HAMIDO Essameldin Ragab	E	24 FEB 1961					
2	GLOWACKI Matthew	E	10 APR 1973					
3	LEASE Curtis	E	17 DEC 1971					
4	LANGE Tracey Joseph	E	11 MAR 1967					
5	COPPENS Matthew	E	18 APR 1971					
6	TERPENNING James	E	26 OCT 1968					
7	SMITH Kurt	E	21 DEC 1963					
8	JOHNSON Bradley	E	9 SEP 1970					
9	DUGAN Jim (L)	E	16 JUL 1947					
10	MORAN Paul	E	31 DEC 1966					
11	DEMBY William (C)	E	8 SEP 1950					
14	KESLER Jim	E	1 JUN 1961					

Head Coach : HULETT Michael

## Hungary (HUN)

No.	Name	Medical Class	Date of Birth	Tournament Totals				
				Attack	Block	Serve	Total	%
1	LOCSEI Sandor	E	18 MAY 1956					
2	SZIGEDI Laszlo	E	29 MAR 1967					
3	SZABO Laszlo	MD	26 DEC 1968					
4	GAL Janos	E	24 MAR 1954					
5	PERES Janos	E	16 FEB 1959					
6	KEKECS Miklos	E	30 JUL 1955					
7	DOMOKOS Andras (C)	E	24 MAY 1956					
8	STIRCZER Jozsef	E	17 SEP 1963					
9	KOVACS Laszlo (L)	E	4 JUN 1973					
10	SZECSENYI Lajos	E	28 APR 1961					
14	MANYAK Attila	MD	1 DEC 1972					
15	MAKAROVSZKI Sandor	E	2 JUL 1966					

Head Coach : BALOGH Istvan

**Legend:**

(C) Team Captain (L) Libero Player % Percent of total team scoring  
E Eligible MD Minimal Disability

PRNVS00000023.00051 00102010:12V010

Match No: 4  
Start Time: 16:00

EGY vs KOR

First Referee: ANDERSSON Mats (SWE)

Second Referee: KARADI Gabor (HUN)

### Egypt (EGY)

No.	Name	Medical Class	Date of Birth	Tournament Totals				
				Attack	Block	Serve	Total	%
1	ELSHAWIKH Hesham	E	2 FEB 1975					
2	AWED Tamer	E	9 MAR 1971					
3	HASSAN Yasser	E	14 OCT 1973					
4	ABD ALLA Ashraf	E	25 FEB 1974					
5	EL BAHAEY Taher	E	9 JUN 1972					
7	HASSANEIN Salah	E	9 SEP 1974					
8	ABD ELLATIF Abd Elnabi (L)	E	18 JUN 1972					
9	HUSSEIN Mohamed	E	6 JAN 1968					
10	HASSAN Adel (C)	E	19 AUG 1966					
11	ELHELBAWI Rezek	E	1 JAN 1978					
12	ABD ELYAZID Mohamed	E	29 MAR 1979					

Head Coach : DARWISH Mansour

### Korea (KOR)

No.	Name	Medical Class	Date of Birth	Tournament Totals				
				Attack	Block	Serve	Total	%
1	YOON Chul-Ho	E	21 APR 1967					
2	PARK Woo-Sung (C)	E	10 JUL 1963					
3	PARK Hyun-Dong	E	22 APR 1969					
4	LEE Jun-Hmm	E	28 NOV 1969					
5	KIM Bong-Ju (L)	E	22 OCT 1973					
6	KANG Duck-Chan	E	12 AUG 1967					
7	JEON Seon-Ju	E	16 JUN 1968					
8	KIM Sung-Hoon	E	6 OCT 1975					
9	SEO Gu-Hwaun	E	26 DEC 1967					
10	BACK Young-Kil	E	13 DEC 1968					
11	NA Myung-Jong	E	5 APR 1973					
12	MOON Kyoung-Rok	E	24 DEC 1971					

Head Coach : PARK Tae-Hyun

**Legend:**

(C) Team Captain (L) Libero Player % Percent of total team scoring  
E Eligible MD Minimal Disability

PRNVS00000024.00051 00102010:14V010



Match No: 5  
Start Time: 17:30

GER vs JPN

First Referee: HELAC Senad (BIH)  
Second Referee: FELDSHTEYN Viktor (UKR)

### Germany (GER)

No.	Name	Medical Class	Date of Birth	Tournament Totals				
				Attack	Block	Serve	Total	%
1	SCHIFFLER Alexander	E	20 JAN 1982					
2	STETTNER Ferenc	E	14 MAY 1958					
3	RENGER Thomas	E	19 AUG 1972					
5	HAUSSIG Uwe	E	4 MAR 1963					
6	SOICKE Siegmund	E	12 JAN 1956					
7	von der TRENCK Stefan	E	19 MAR 1959					
8	MIMBERG Dirk	E	1 AUG 1966					
9	SCHRAPP Juergen (C)	E	27 JUL 1974					
10	WISCHNEWSKI Stefan	E	19 OCT 1969					
11	RICKMANN Martin	MD	15 OCT 1969					
12	BARSCHE Steffen	E	23 JUN 1967					

Head Coach : DE HAAN Jouke

### Japan (JPN)

No.	Name	Medical Class	Date of Birth	Tournament Totals				
				Attack	Block	Serve	Total	%
1	KATO Masahiko	E	16 APR 1969					
2	SATO Ei (C)	E	1 OCT 1963					
3	YOSHIDA Hitoshi	E	13 OCT 1966					
4	SHIKINE Toshinari	E	5 FEB 1965					
5	TAKEDA Yoshihito	E	1 JUN 1967					
6	ARIFUKU Junichi	MD	27 MAR 1963					
7	NAKAYAMA Robert	E	22 FEB 1976					
8	TANAKA Koji	E	26 AUG 1967					
9	TANABE Tsutomu	E	15 APR 1963					
10	WAKAIRO Hiroyuki	MD	21 JUL 1971					
11	YONEZAWA Atsushi	E	26 JAN 1974					
12	SASAKI Masahiro	E	12 SEP 1967					

Head Coach : MANO Yoshihisa

**Legend:**

(C) Team Captain (L) Libero Player % Percent of total team scoring  
E Eligible MD Minimal Disability

PRNVS00000025.00051 00102010:17V010

Match No: 6  
Start Time: 19:00

BIH vs FIN

First Referee: KHOEINI Hossein (IRI)  
Second Referee: VAN DE LOO Henricus (NED)

### Bosnia & Herzegovina (BIH)

No.	Name	Medical Class	Date of Birth	Tournament Totals				
				Attack	Block	Serve	Total	%
1	GODINJAK Ismet	E	17 MAR 1973					
2	MANKO Adnan	E	16 JAN 1977					
3	NUHANOVIC Sevko (C)	E	17 SEP 1958					
4	IBRAKOVIC Edin	E	6 JUL 1962					
5	MEDIC Asim	E	3 AUG 1969					
6	CAUSEVIC Fikret	E	13 MAY 1973					
7	MAHMIC Zikret	E	4 JAN 1971					
8	HAMZIC Dzevad	E	4 SEP 1968					
9	SALKIC Nedžad (L)	E	26 OCT 1969					
10	CISIJA Abid	E	9 JAN 1967					
11	DELALIC Sabahudin	E	17 AUG 1972					
12	ALIC Nevzet	MD	5 JAN 1961					

Head Coach : HRUSTEMOVIC Mirza

### Finland (FIN)

No.	Name	Medical Class	Date of Birth	Tournament Totals				
				Attack	Block	Serve	Total	%
1	PYNNOENEN Allan	E	21 JUN 1952					
2	HAENNINEN Keijo	E	6 OCT 1950					
3	HEINO Jari (L)	E	31 MAY 1961					
4	LAINEN Jukka	E	10 JUL 1963					
6	KAPIAINEN Petri	MD	2 JUL 1965					
7	TERVO Sami	E	13 NOV 1965					
8	MELANEN Lauri	MD	18 JAN 1963					
9	TUOMINEN Veli-Matti	E	30 DEC 1953					
10	PULLI Matti (C)	E	23 FEB 1956					
11	VENAELAEINEN Olavi	E	16 DEC 1946					
12	VISTBACKA Aulis	E	5 OCT 1958					

Head Coach : VARE Timo

**Legend:**

(C) Team Captain (L) Libero Player % Percent of total team scoring  
E Eligible MD Minimal Disability

PRNVS00000026.00073 00102011:21V01P

FRI 20 OCT 2000

P2

PAVILION 3

Match No: 1  
Start Time: 10:30

IRI vs NED  
2 vs 0

Spectators:

Team	Sets	1	2	3	4	5	Total
IRI	2	25	25	0			50
NED	0	19	22	0			41
	Minutes	19	23				42

Referees: CHIRCHOV Stepan (RUS) & SOLVANG Jan Otto (NOR)

IRI Islamic Republic of Iran								NED Netherlands							
No	Name	1	2	3	4	5	Pts	No	Name	1	2	3	4	5	Pts
1	ESHAGHI Ali							1	TOP Pieter	■	■	■			5
2	RAHIMI Mohammadreza							3	AALDERS Henk	■	■	■			9
3	PEIDAYESH Reza	■	■				3	4 OONK Alfred	■	■	■			2	
4	KASHFIA Ali							5 L VENDERBOSCH Andre	L	L					
5	SOLEIMANI Majid	■	■				5	6 OOMEN Harry	┌	┌					
6	GOLKAR AZGHANDI Ali	■	■				4	7 DURGE Ron	■	■	■			3	
7 L	ASHOURI Farshid	L	L					8 TIMMERMAN Edwin	■	■	■			3	
8	EIMERI Jalil	■	■				2	9 TIBBEN Stefan	┌	■				5	
9	ZIRAH I Isa							10 LJJSSEN Martin							
10	FIROUZI Parviz	■	■				5	11 van der BROEK Edwin							
11	SALAVATIAN Aliakbar							12 VERSTAPPEN Johan	■		■			1	
12	BEHRAVAN Hojat	■	■				11	14 REEKERS Johan			┌				
<b>Head Coach:</b> REZAEIGARKANI Hadi								<b>Head Coach:</b> JANSEN Kees							
<b>Assistant:</b> DAVALLOO Abdol Jabbar								<b>Assistant:</b> BANFI Jozef							

## TEAM AND PLAYER PERFORMANCES

Won	Total Atts	No	Name	Scoring Skills	Won	Total Atts	No	Name
22	70	Total Team		Attack	26	62	Total Team	
8	19	12	BEHRAVAN Hojat		9	20	3	AALDERS Henk
4	13	6	GOLKAR AZGHANDI Ali		5	9	9	TIBBEN Stefan
4	11	10	FIROUZI Parviz		3	10	1	TOP Pieter
4	34	Total Team		Block	2	31	Total Team	
1	5	3	PEIDAYESH Reza		2	5	1	TOP Pieter
1	7	5	SOLEIMANI Majid					
1	5	10	FIROUZI Parviz	Serve		41	Total Team	
4	49	Total Team						
2	12	12	BEHRAVAN Hojat					
1	13	5	SOLEIMANI Majid					
1	8	8	EIMERI Jalil	Opp Error	13		Total Team	
20		Total Team						
50	153	Total Team						
11	11	12	BEHRAVAN Hojat	Total	41	134	Total Team	
				Best Scorer	9	9	3	AALDERS Henk

### Legend:

■ Starting line-up      ┌ Substitute      nn Team Captain      ┌ Substitute libero  
 Pts Points scored      L Libero Player      Opp Opponent      Atts Attempts

PRNVS00000027.00083 00102011:21V01P


Match No 1  
Start Time: 10:30


IRI vs NED  
2 0

Spectators:

Team	Sets	1	2	3	4	5	Total
IRI	2	25	25	0			50
NED	0	19	22	0			41
	Minutes	19	23				42

## IRI - Islamic Republic of Iran

Scoring Attackers		Rk	No	Name	Succ	Faults	Cont	Total	Succ %
		1	12	BEHRAVAN Hojat	8	1	10	19	42.11
		2	10	FIROUZI Parviz	4	2	5	11	36.36
		3	6	GOLKAR AZGHANDI Ali	4	1	8	13	30.77
		4	5	SOLEIMANI Majid	3	2	8	13	23.08
		3		PEIDAYESH Reza	2	1	5	8	
		8		EIMERI Jalil	1	-	5	6	
		7		ASHOURI Farshid	-	-	-	-	
		1		ESHAGHI Ali	-	-	-	-	
		4		KASHFIA Ali	-	-	-	-	
		2		RAHIMI Mohammadreza	-	-	-	-	
		11		SALAVATIAN Aliakbar	-	-	-	-	
	9		ZIRAH I Isa	-	-	-	-		
Limit 15.00%		Total Team			22	7	41	70	31.43

Scoring Blockers		Rk	No	Name	Succ	Faults	Cont	Total	Avg
		1	5	SOLEIMANI Majid	1	1	5	7	0.50
			12	BEHRAVAN Hojat	1	3	1	5	0.50
			10	FIROUZI Parviz	1	3	1	5	0.50
			3	PEIDAYESH Reza	1	3	1	5	0.50
		5	6	GOLKAR AZGHANDI Ali	-	4	4	8	0.00
			8	EIMERI Jalil	-	3	1	4	0.00
			7	ASHOURI Farshid	-	-	-	-	
			1	ESHAGHI Ali	-	-	-	-	
			4	KASHFIA Ali	-	-	-	-	
			2	RAHIMI Mohammadreza	-	-	-	-	
			11	SALAVATIAN Aliakbar	-	-	-	-	
		9	ZIRAH I Isa	-	-	-	-		
	Total Team			4	17	13	34	2.00	

Scoring Servers		Rk	No	Name	Succ	Faults	Cont	Total	Avg
		1	12	BEHRAVAN Hojat	2	-	10	12	1.00
		2	5	SOLEIMANI Majid	1	-	12	13	0.50
			8	EIMERI Jalil	1	-	7	8	0.50
		4	10	FIROUZI Parviz	-	2	4	6	0.00
			3	PEIDAYESH Reza	-	-	6	6	0.00
			6	GOLKAR AZGHANDI Ali	-	1	3	4	0.00
			7	ASHOURI Farshid	-	-	-	-	
			1	ESHAGHI Ali	-	-	-	-	
			4	KASHFIA Ali	-	-	-	-	
			2	RAHIMI Mohammadreza	-	-	-	-	
			11	SALAVATIAN Aliakbar	-	-	-	-	
		9	ZIRAH I Isa	-	-	-	-		
	Total Team			4	3	42	49	2.00	

Team	Opponent Errors & Team Faults	20	5

Legend:									
Rk	Rank	Succ	Successes	Cont	Continues	Succ %	Success %	Avg	Average per set


Match No 1  
Start Time: 10:30


IRI vs NED  
2 0


Spectators:

Team	Sets	1	2	3	4	5	Total
IRI	2	25	25	0			50
NED	0	19	22	0			41
	Minutes	19	23				42

## IRI - Islamic Republic of Iran

Non-Scoring Diggers		Rk	No	Name	Exc	Faults	Cont	Total	Avg
		1	5	SOLEIMANI Majid	6	1	1	8	3.00
		2	7	ASHOURI Farshid	5	1	-	6	2.50
		3	8	EIMERI Jalil	4	2	3	9	2.00
		6		GOLKAR AZGHANDI Ali	4	2	-	6	2.00
		5	10	FIROUZI Parviz	2	1	1	4	1.00
		12		BEHRAVAN Hojat	2	-	1	3	1.00
		7	3	PEIDAYESH Reza	-	1	2	3	0.00
		1		ESHAGHI Ali	-	-	-	-	-
		4		KASHFIA Ali	-	-	-	-	-
		2		RAHIMI Mohammadreza	-	-	-	-	-
		11		SALAVATIAN Aliakbar	-	-	-	-	-
	9		ZIRAH I Isa	-	-	-	-	-	
Total Team					23	8	8	39	11.50

Non-Scoring Setters		Rk	No	Name	Exc	Faults	Cont	Total	Avg
		1	6	GOLKAR AZGHANDI Ali	6	-	14	20	3.00
		2	5	SOLEIMANI Majid	5	-	9	14	2.50
		3	8	EIMERI Jalil	4	-	10	14	2.00
		4	10	FIROUZI Parviz	2	-	4	6	1.00
		5	12	BEHRAVAN Hojat	-	-	2	2	0.00
		3		PEIDAYESH Reza	-	-	1	1	0.00
		7		ASHOURI Farshid	-	-	-	-	-
		1		ESHAGHI Ali	-	-	-	-	-
		4		KASHFIA Ali	-	-	-	-	-
		2		RAHIMI Mohammadreza	-	-	-	-	-
		11		SALAVATIAN Aliakbar	-	-	-	-	-
	9		ZIRAH I Isa	-	-	-	-	-	
Total Team					17	-	40	57	8.50

Non-Scoring Receivers		Rk	No	Name	Exc	Faults	Cont	Total	Eff %
		7		ASHOURI Farshid	3	1	5	9	
		10		FIROUZI Parviz	3	-	3	6	
		6		GOLKAR AZGHANDI Ali	5	-	1	6	
		5		SOLEIMANI Majid	4	-	2	6	
		12		BEHRAVAN Hojat	4	-	1	5	
		8		EIMERI Jalil	5	-	-	5	
		1		ESHAGHI Ali	-	-	-	-	
		4		KASHFIA Ali	-	-	-	-	
		3		PEIDAYESH Reza	-	-	-	-	
		2		RAHIMI Mohammadreza	-	-	-	-	
		11		SALAVATIAN Aliakbar	-	-	-	-	
	9		ZIRAH I Isa	-	-	-	-		
Total Team					24	1	12	37	62.16

Limit

25.00%

Legend:

Rk Rank Exc Excellent Cont Continues Eff % Efficiency % Avg Average per set




Match No 1  
Start Time: 10:30


IRI vs NED  
2 0

Spectators:

Team	Sets	1	2	3	4	5	Total
IRI	2	25	25	0			50
NED	0	19	22	0			41
	Minutes	19	23				42

## NED - Netherlands

Scoring Attackers		Rk	No	Name	Succ	Faults	Cont	Total	Succ %
	1	3	AALDERS Henk	9	1	10	20	45.00	
	2	1	TOP Pieter	3	1	6	10	30.00	
		9	TIBBEN Stefan	5	3	1	9		
		8	TIMMERMAN Edwin	3	2	4	9		
		4	OONK Alfred	2	1	4	7		
		12	VERSTAPPEN Johan	1	-	3	4		
		7	DURGE Ron	3	-	-	3		
		10	LIJSSEN Martin	-	-	-	-		
		6	OOMEN Harry	-	-	-	-		
		14	REEKERS Johan	-	-	-	-		
		5	VENDERBOSCH Andre	-	-	-	-		
Limit 15.00%		11	van der BROEK Edwin	-	-	-	-		
Total Team				26	8	28	62	41.94	

Scoring Blockers		Rk	No	Name	Succ	Faults	Cont	Total	Avg
	1	1	TOP Pieter	2	1	2	5	1.00	
	2	8	TIMMERMAN Edwin	-	3	5	8	0.00	
		9	TIBBEN Stefan	-	4	3	7	0.00	
		4	OONK Alfred	-	5	1	6	0.00	
		3	AALDERS Henk	-	3	-	3	0.00	
		12	VERSTAPPEN Johan	-	2	-	2	0.00	
		7	DURGE Ron	-	-	-	-		
		10	LIJSSEN Martin	-	-	-	-		
		6	OOMEN Harry	-	-	-	-		
		14	REEKERS Johan	-	-	-	-		
		5	VENDERBOSCH Andre	-	-	-	-		
	11	van der BROEK Edwin	-	-	-	-			
Total Team				2	18	11	31	1.00	

Scoring Servers		Rk	No	Name	Succ	Faults	Cont	Total	Avg
	1	3	AALDERS Henk	-	2	10	12	0.00	
		8	TIMMERMAN Edwin	-	-	7	7	0.00	
		1	TOP Pieter	-	1	6	7	0.00	
		4	OONK Alfred	-	-	4	4	0.00	
		7	DURGE Ron	-	-	3	3	0.00	
		12	VERSTAPPEN Johan	-	-	3	3	0.00	
		14	REEKERS Johan	-	1	1	2	0.00	
		9	TIBBEN Stefan	-	-	2	2	0.00	
		6	OOMEN Harry	-	-	1	1	0.00	
		10	LIJSSEN Martin	-	-	-	-		
		5	VENDERBOSCH Andre	-	-	-	-		
	11	van der BROEK Edwin	-	-	-	-			
Total Team				-	4	37	41	0.00	

Team	Opponent Errors & Team Faults	13	9
------	-------------------------------	----	---

Legend:									
Rk	Rank	Succ	Successes	Cont	Continues	Succ %	Success %	Avg	Average per set


Match No 1  
Start Time: 10:30


IRI vs NED  
2 0


Spectators:

Team	Sets	1	2	3	4	5	Total
IRI	2	25	25	0			50
NED	0	19	22	0			41
	Minutes	19	23				42

## NED - Netherlands

Non-Scoring Diggers		Rk	No	Name	Exc	Faults	Cont	Total	Avg
		1	4	OONK Alfred	4	-	12	16	2.00
		2	7	DURGE Ron	3	-	4	7	1.50
		3	6	OOMEN Harry	2	-	2	4	1.00
		4	3	AALDERS Henk	1	3	4	8	0.50
		5	5	VENDERBOSCH Andre	1	2	1	4	0.50
		6	1	TOP Pieter	-	1	3	4	0.00
		9		TIBBEN Stefan	-	1	1	2	0.00
		10		LIJSSEN Martin	-	-	-	-	
		14		REEKERS Johan	-	-	-	-	
		8		TIMMERMAN Edwin	-	-	-	-	
		12		VERSTAPPEN Johan	-	-	-	-	
	11		van der BROEK Edwin	-	-	-	-		
Total Team					11	7	27	45	5.50

Non-Scoring Setters		Rk	No	Name	Exc	Faults	Cont	Total	Avg
		1	4	OONK Alfred	9	1	19	29	4.50
		2	6	OOMEN Harry	2	-	9	11	1.00
		3	3	AALDERS Henk	1	-	3	4	0.50
		7		DURGE Ron	1	-	2	3	0.50
		9		TIBBEN Stefan	1	-	-	1	0.50
		6	14	REEKERS Johan	-	-	1	1	0.00
		1		TOP Pieter	-	-	1	1	0.00
		5		VENDERBOSCH Andre	-	-	1	1	0.00
		10		LIJSSEN Martin	-	-	-	-	
		8		TIMMERMAN Edwin	-	-	-	-	
		12		VERSTAPPEN Johan	-	-	-	-	
	11		van der BROEK Edwin	-	-	-	-		
Total Team					14	1	36	51	7.00

Non-Scoring Receivers		Rk	No	Name	Exc	Faults	Cont	Total	Eff %
		1	5	VENDERBOSCH Andre	13	-	1	14	92.86
			1	TOP Pieter	7	-	2	9	
			7	DURGE Ron	5	1	1	7	
			3	AALDERS Henk	6	-	-	6	
			4	OONK Alfred	1	1	-	2	
			6	OOMEN Harry	-	1	-	1	
			14	REEKERS Johan	1	-	-	1	
			10	LIJSSEN Martin	-	-	-	-	
			9	TIBBEN Stefan	-	-	-	-	
			8	TIMMERMAN Edwin	-	-	-	-	
			12	VERSTAPPEN Johan	-	-	-	-	
		11	van der BROEK Edwin	-	-	-	-		
Total Team					33	3	4	40	75.00

Limit

25.00%

Legend:

Rk Rank Exc Excellent Cont Continues Eff % Efficiency % Avg Average per set

PRNVS00000028.00073 00102011:39V010

FRI 20 OCT 2000

P2

PAVILION 3

Match No: 1  
Start Time: 10:30

IRI vs NED  
3 vs 0

Spectators: 3255

Team	Sets	1	2	3	Total
IRI	3	25	25	25	75
NED	0	19	22	10	51
	Minutes	19	23	15	57

Referees: CHIRCHOV Stepan (RUS) & SOLVANG Jan Otto (NOR)

IRI Islamic Republic of Iran							NED Netherlands								
No	Name	1	2	3	4	5	Pts	No	Name	1	2	3	4	5	Pts
1	ESHAGHI Ali							1	TOP Pieter	■	■	■			6
2	RAHIMI Mohammadreza							3	AALDERS Henk	■	■	■			10
3	PEIDAYESH Reza	■	■	■			6	4	OONK Alfred	■	■	■			2
4	KASHFIA Ali							5	L VENDERBOSCH Andre	L	L	L			
5	SOLEIMANI Majid	■	■	■			8	6	OOMEN Harry	□	□	□			
6	GOLKAR AZGHANDI Ali	■	■	■			9	7	DURGE Ron	■	■	■			4
7	L ASHOURI Farshid	L	L	L				8	TIMMERMAN Edwin	■	■	■			3
8	EIMERI Jalil	■	■	■			5	9	TIBBEN Stefan	□	■	□			5
9	ZIRAH I Isa							10	LJJSSEN Martin						
10	FIROUZI Parviz	■	■	■			5	11	van der BROEK Edwin						
11	SALAVATIAN Aliakbar							12	VERSTAPPEN Johan	■		■			6
12	BEHRAVAN Hojat	■	■	■			14	14	REEKERS Johan			□			
<b>Head Coach:</b> REZAEIGARKANI Hadi							<b>Head Coach:</b> JANSEN Kees								
<b>Assistant:</b> DAVALLOO Abdol Jabbar							<b>Assistant:</b> BANFI Jozef								

## TEAM AND PLAYER PERFORMANCES

Won	Total Atts	No	Name	Scoring Skills	Won	Total Atts	No	Name
32	88	Total Team		Attack	32	79	Total Team	
10	22	12	BEHRAVAN Hojat		10	23	3	AALDERS Henk
6	16	6	GOLKAR AZGHANDI Ali		5	10	9	TIBBEN Stefan
5	12	3	PEIDAYESH Reza		4	15	1	TOP Pieter
4	41	Total Team			4	42	Total Team	
1	6	3	PEIDAYESH Reza	Block	2	7	1	TOP Pieter
1	8	5	SOLEIMANI Majid		2	6	12	VERSTAPPEN Johan
1	7	10	FIROUZI Parviz				Total Team	
11	73	Total Team		Serve		52	Total Team	
4	20	5	SOLEIMANI Majid				Total Team	
3	12	6	GOLKAR AZGHANDI Ali				Total Team	
3	18	12	BEHRAVAN Hojat	Opp Error	15		Total Team	
28		Total Team			51	173	Total Team	
75	202	Total Team					Total Team	
14	14	12	BEHRAVAN Hojat	Total	10	10	3	AALDERS Henk
		Total Team					Total Team	
		Total Team		Best Scorer			Total Team	
		Total Team					Total Team	

### Legend:

■ Starting line-up      □ Substitute      nn Team Captain      L Substitute libero  
 Pts Points scored      L Libero Player      Opp Opponent      Atts Attempts

PRNVS00000029.00083 00102011:58V010


Match No 1  
Start Time: 10:30


IRI vs NED  
3 0


Spectators: 3255

Team	Sets	1	2	3	Total
IRI	3	25	25	25	75
NED	0	19	22	10	51
	Minutes	19	23	15	57

## IRI - Islamic Republic of Iran

Scoring Attackers		Rk	No	Name	Succ	Faults	Cont	Total	Succ %
		1	12	BEHRAVAN Hojat	10	1	11	22	45.45
		2	6	GOLKAR AZGHANDI Ali	6	1	9	16	37.50
		3	5	SOLEIMANI Majid	3	2	10	15	20.00
		10		FIROUZI Parviz	4	3	5	12	
		3		PEIDAYESH Reza	5	2	5	12	
		8		EIMERI Jalil	4	-	7	11	
		7		ASHOURI Farshid	-	-	-	-	
		1		ESHAGHI Ali	-	-	-	-	
		4		KASHFIA Ali	-	-	-	-	
		2		RAHIMI Mohammadreza	-	-	-	-	
		11		SALAVATIAN Aliakbar	-	-	-	-	
Limit 15.00%		9		ZIRAH I Isa	-	-	-	-	
		Total Team			32	9	47	88	36.36

Scoring Blockers		Rk	No	Name	Succ	Faults	Cont	Total	Avg
		1	5	SOLEIMANI Majid	1	1	6	8	0.33
		10		FIROUZI Parviz	1	3	3	7	0.33
		12		BEHRAVAN Hojat	1	4	1	6	0.33
		3		PEIDAYESH Reza	1	3	2	6	0.33
		5	6	GOLKAR AZGHANDI Ali	-	5	4	9	0.00
		8		EIMERI Jalil	-	3	2	5	0.00
		7		ASHOURI Farshid	-	-	-	-	
		1		ESHAGHI Ali	-	-	-	-	
		4		KASHFIA Ali	-	-	-	-	
		2		RAHIMI Mohammadreza	-	-	-	-	
		11		SALAVATIAN Aliakbar	-	-	-	-	
	9		ZIRAH I Isa	-	-	-	-		
		Total Team			4	19	18	41	1.33

Scoring Servers		Rk	No	Name	Succ	Faults	Cont	Total	Avg
		1	5	SOLEIMANI Majid	4	-	16	20	1.33
		2	12	BEHRAVAN Hojat	3	-	15	18	1.00
			6	GOLKAR AZGHANDI Ali	3	2	7	12	1.00
		4	8	EIMERI Jalil	1	-	8	9	0.33
		5	10	FIROUZI Parviz	-	2	5	7	0.00
			3	PEIDAYESH Reza	-	-	7	7	0.00
			7	ASHOURI Farshid	-	-	-	-	
			1	ESHAGHI Ali	-	-	-	-	
			4	KASHFIA Ali	-	-	-	-	
			2	RAHIMI Mohammadreza	-	-	-	-	
			11	SALAVATIAN Aliakbar	-	-	-	-	
		9	ZIRAH I Isa	-	-	-	-		
		Total Team			11	4	58	73	3.67

Team	Opponent Errors & Team Faults	28	7
------	-------------------------------	----	---

Legend:									
Rk	Rank	Succ	Successes	Cont	Continues	Succ %	Success %	Avg	Average per set


Match No 1  
Start Time: 10:30


IRI vs NED  
3 vs 0


Spectators: 3255

Team	Sets	1	2	3	Total
IRI	3	25	25	25	75
NED	0	19	22	10	51
	Minutes	19	23	15	57

## IRI - Islamic Republic of Iran

Non-Scoring Diggers		Rk	No	Name	Exc	Faults	Cont	Total	Avg	
		1	5	SOLEIMANI Majid	7	2	3	12	2.33	
		2	8	EIMERI Jalil	5	2	5	12	1.67	
			7	ASHOURI Farshid	5	1	-	6	1.67	
		4	6	GOLKAR AZGHANDI Ali	4	3	1	8	1.33	
		5	10	FIROUZI Parviz	3	2	1	6	1.00	
		6	12	BEHRAVAN Hojat	2	-	1	3	0.67	
		7	3	PEIDAYESH Reza	1	1	2	4	0.33	
			1	ESHAGHI Ali	-	-	-	-	-	
			4	KASHFIA Ali	-	-	-	-	-	
			2	RAHIMI Mohammadreza	-	-	-	-	-	
			11	SALAVATIAN Aliakbar	-	-	-	-	-	
			9	ZIRAH I Isa	-	-	-	-	-	
			Total Team			27	11	13	51	9.00

Non-Scoring Setters		Rk	No	Name	Exc	Faults	Cont	Total	Avg	
		1	6	GOLKAR AZGHANDI Ali	7	-	15	22	2.33	
			5	SOLEIMANI Majid	7	-	10	17	2.33	
		3	8	EIMERI Jalil	4	-	10	14	1.33	
		4	10	FIROUZI Parviz	3	-	4	7	1.00	
		5	12	BEHRAVAN Hojat	1	-	3	4	0.33	
		6	7	ASHOURI Farshid	-	-	1	1	0.00	
			3	PEIDAYESH Reza	-	-	1	1	0.00	
			1	ESHAGHI Ali	-	-	-	-	-	
			4	KASHFIA Ali	-	-	-	-	-	
			2	RAHIMI Mohammadreza	-	-	-	-	-	
			11	SALAVATIAN Aliakbar	-	-	-	-	-	
			9	ZIRAH I Isa	-	-	-	-	-	
			Total Team			22	-	44	66	7.33

Non-Scoring Receivers		Rk	No	Name	Exc	Faults	Cont	Total	Eff %	
			7	ASHOURI Farshid	5	1	5	11		
			10	FIROUZI Parviz	6	-	3	9		
			12	BEHRAVAN Hojat	6	-	1	7		
			6	GOLKAR AZGHANDI Ali	5	-	2	7		
			8	EIMERI Jalil	6	-	-	6		
			5	SOLEIMANI Majid	4	-	2	6		
			1	ESHAGHI Ali	-	-	-	-		
			4	KASHFIA Ali	-	-	-	-		
			3	PEIDAYESH Reza	-	-	-	-		
			2	RAHIMI Mohammadreza	-	-	-	-		
			11	SALAVATIAN Aliakbar	-	-	-	-		
			9	ZIRAH I Isa	-	-	-	-		
			Total Team			32	1	13	46	67.39

Limit

25.00%

Legend:									
Rk	Rank	Exc	Excellent	Cont	Continues	Eff %	Efficiency %	Avg	Average per set

Match No 1  
Start Time: 10:30


IRI vs NED  
3 0


Spectators: 3255

Team	Sets	1	2	3	Total
IRI	3	25	25	25	75
NED	0	19	22	10	51
	Minutes	19	23	15	57

## NED · Netherlands

Scoring Attackers		Rk	No	Name	Succ	Faults	Cont	Total	Succ %
	1	3	AALDERS Henk	10	1	12	23	43.48	
	2	1	TOP Pieter	4	1	10	15	26.67	
		8	TIMMERMAN Edwin	3	4	4	11		
		9	TIBBEN Stefan	5	3	2	10		
		12	VERSTAPPEN Johan	4	1	3	8		
		4	OONK Alfred	2	1	4	7		
		7	DURGE Ron	4	-	1	5		
		10	LIJSSEN Martin	-	-	-	-		
		6	OOMEN Harry	-	-	-	-		
		14	REEKERS Johan	-	-	-	-		
		5	VENDERBOSCH Andre	-	-	-	-		
Limit 15.00%		11	van der BROEK Edwin	-	-	-	-		
Total Team				32	11	36	79	40.51	

Scoring Blockers		Rk	No	Name	Succ	Faults	Cont	Total	Avg
	1	1	TOP Pieter	2	2	3	7	0.67	
		12	VERSTAPPEN Johan	2	4	-	6	0.67	
	3	9	TIBBEN Stefan	-	4	5	9	0.00	
		8	TIMMERMAN Edwin	-	3	5	8	0.00	
		4	OONK Alfred	-	5	1	6	0.00	
		3	AALDERS Henk	-	3	2	5	0.00	
		14	REEKERS Johan	-	1	-	1	0.00	
		7	DURGE Ron	-	-	-	-		
		10	LIJSSEN Martin	-	-	-	-		
		6	OOMEN Harry	-	-	-	-		
		5	VENDERBOSCH Andre	-	-	-	-		
	11	van der BROEK Edwin	-	-	-	-			
Total Team				4	22	16	42	1.33	

Scoring Servers		Rk	No	Name	Succ	Faults	Cont	Total	Avg
	1	3	AALDERS Henk	-	4	10	14	0.00	
		8	TIMMERMAN Edwin	-	-	9	9	0.00	
		1	TOP Pieter	-	1	7	8	0.00	
		4	OONK Alfred	-	-	6	6	0.00	
		7	DURGE Ron	-	-	5	5	0.00	
		12	VERSTAPPEN Johan	-	-	4	4	0.00	
		6	OOMEN Harry	-	-	2	2	0.00	
		14	REEKERS Johan	-	1	1	2	0.00	
		9	TIBBEN Stefan	-	-	2	2	0.00	
		10	LIJSSEN Martin	-	-	-	-		
		5	VENDERBOSCH Andre	-	-	-	-		
	11	van der BROEK Edwin	-	-	-	-			
Total Team				-	6	46	52	0.00	

Team	Opponent Errors & Team Faults	15	15

Legend:									
Rk	Rank	Succ	Successes	Cont	Continues	Succ %	Success %	Avg	Average per set




Match No 1  
Start Time: 10:30


IRI vs NED  
3 0


Spectators: 3255

Team	Sets	1	2	3	Total
IRI	3	25	25	25	75
NED	0	19	22	10	51
	Minutes	19	23	15	57

## NED - Netherlands

Non-Scoring Diggers		Rk	No	Name	Exc	Faults	Cont	Total	Avg
	1	4	OONK Alfred	4	1	12	17	1.33	
		7	DURGE Ron	4	1	4	9	1.33	
	3	3	AALDERS Henk	2	3	4	9	0.67	
		6	OOMEN Harry	2	1	3	6	0.67	
	5	5	VENDERBOSCH Andre	1	2	1	4	0.33	
	6	1	TOP Pieter	-	2	3	5	0.00	
		9	TIBBEN Stefan	-	1	1	2	0.00	
		14	REEKERS Johan	-	-	1	1	0.00	
		10	LIJSSEN Martin	-	-	-	-	-	
		8	TIMMERMAN Edwin	-	-	-	-	-	
		12	VERSTAPPEN Johan	-	-	-	-	-	
	11	van der BROEK Edwin	-	-	-	-	-		
Total Team				13	11	29	53	4.33	

Non-Scoring Setters		Rk	No	Name	Exc	Faults	Cont	Total	Avg
	1	4	OONK Alfred	17	1	14	32	5.67	
	2	6	OOMEN Harry	6	1	11	18	2.00	
	3	3	AALDERS Henk	1	-	4	5	0.33	
		7	DURGE Ron	1	-	3	4	0.33	
		5	VENDERBOSCH Andre	1	-	2	3	0.33	
		14	REEKERS Johan	1	-	-	1	0.33	
		9	TIBBEN Stefan	1	-	-	1	0.33	
	8	1	TOP Pieter	-	-	2	2	0.00	
		8	TIMMERMAN Edwin	-	-	1	1	0.00	
		10	LIJSSEN Martin	-	-	-	-	-	
		12	VERSTAPPEN Johan	-	-	-	-	-	
	11	van der BROEK Edwin	-	-	-	-	-		
Total Team				28	2	37	67	9.33	

Non-Scoring Receivers		Rk	No	Name	Exc	Faults	Cont	Total	Eff %
	1	5	VENDERBOSCH Andre	18	-	1	19	94.74	
		1	TOP Pieter	9	-	2	11	-	
		3	AALDERS Henk	9	1	-	10	-	
		7	DURGE Ron	6	2	1	9	-	
		4	OONK Alfred	1	2	-	3	-	
		14	REEKERS Johan	2	1	-	3	-	
		6	OOMEN Harry	-	2	-	2	-	
		8	TIMMERMAN Edwin	1	-	-	1	-	
		10	LIJSSEN Martin	-	-	-	-	-	
		9	TIBBEN Stefan	-	-	-	-	-	
		12	VERSTAPPEN Johan	-	-	-	-	-	
	11	van der BROEK Edwin	-	-	-	-	-		
Total Team				46	8	4	58	65.52	

Limit

25.00%

Legend:

Rk Rank      Exc Excellent      Cont Continues      Eff % Efficiency %      Avg Average per set

PRNVS0000002A.00076A 00102418:56V010



Preliminaries A				Points per Set					Total Points	Minutes	Spectators
Match	Date	Teams	Sets	1	2	3	4	5			
1	20 Oct 2000	IRI vs NED	3-0	25-19	25-22	25-10			75-51	57	3255
3	20 Oct 2000	USA vs HUN	0-3	16-25	6-25	8-25			30-75	48	1260
5	20 Oct 2000	GER vs JPN	3-0	25-10	25-17	25-14			75-41	55	402
8	21 Oct 2000	IRI vs USA	3-0	25-6	25-16	25-9			75-31	49	1855
10	21 Oct 2000	GER vs NED	3-0	25-14	25-19	25-21			75-54	63	1355
12	21 Oct 2000	JPN vs HUN	0-3	16-25	14-25	25-27			55-77	65	1235
13	22 Oct 2000	IRI vs GER	3-0	25-20	25-18	25-18			75-56	62	2355
15	22 Oct 2000	JPN vs USA	3-0	25-15	25-14	25-16			75-45	57	2325
17	22 Oct 2000	HUN vs NED	0-3	21-25	22-25	23-25			66-75	66	1025
20	23 Oct 2000	HUN vs GER	0-3	21-25	19-25	22-25			62-75	64	3286
22	23 Oct 2000	NED vs USA	3-0	25-12	25-7	25-13			75-32	46	2640
24	23 Oct 2000	IRI vs JPN	3-0	25-12	25-14	25-18			75-44	60	570
<b>Latest Matches</b>											
25	24 Oct 2000	USA vs GER	0-3	3-25	15-25	9-25			27-75	49	2350
27	24 Oct 2000	IRI vs HUN	3-0	25-15	25-18	25-15			75-48	55	1760
29	24 Oct 2000	NED vs JPN	3-0	25-12	25-20	25-17			75-49	65	877

Preliminaries A											
Rank	NPC Code	Matches				Sets			Points		
		Pts	Total	Won	Lost	Won	Lost	Ratio	Won	Lost	Ratio
1	IRI	10	5	5	0	15	0	Max	375	230	1.63
2	GER	9	5	4	1	12	3	4.00	356	259	1.37
3	NED	8	5	3	2	9	6	1.50	330	297	1.11
4	HUN	7	5	2	3	6	9	0.67	328	310	1.06
5	JPN	6	5	1	4	3	12	0.25	264	347	0.76
6	USA	5	5	0	5	0	15	0.00	165	375	0.44

Legend:  
Pts Standings Points

PRNVS0000002B.00038 00102012:12V010

# ENTRY DATA CHECKLIST



VENUE 0 DEPORTE

## List of Team Officials

Reference	Function	FAMILY NAME	Given Name	G	Date of Birth	Height m/ft-in	Weight kg/lbs	ISO	R/L	Accreditation	Int. Fed. Number
<b>NPC Code : GER</b>											
542	Doctor	Bernauer	Andrea	M		0.00		GER			
<b>Print Name/Short Print Name</b>				<b>TV Name/TV Initial Name</b>				<b>Scoreboard Name 1/Scoreboard Name 2</b>			
BERNAUER Andrea				Andrea Bernauer				BERNAUER ANDREA			
BERNAUER Andrea				A. Bernauer				BERNAUER A			
540	Head Coach	De Haan	Jouke	M		0.00		GER			
<b>Print Name/Short Print Name</b>				<b>TV Name/TV Initial Name</b>				<b>Scoreboard Name 1/Scoreboard Name 2</b>			
DE HAAN Jouke				Jouke De Haan				DE HAAN JOUKE			
DE HAAN Jouke				J. De Haan				DE HAAN J.			
541	Assis. Coach	Wilkens	Andreas	M		0.00		GER			
<b>Print Name/Short Print Name</b>				<b>TV Name/TV Initial Name</b>				<b>Scoreboard Name 1/Scoreboard Name 2</b>			
WILKENS Andreas				Andreas Wilkens				WILKENS ANDREAS			
WILKENS Andreas				A. Wilkens				WILKENS A.			

Volleyball - Sitting

Volleyball - Sitting

Volleyball - Sitting

Volleyball - Sitting

Volleyball - Sitting

Volleyball - Sitting

### LEGENDS

G - Gender

R - Right Handed

L - Left Handed

M - Man

W - Woman

PRNVS0000002C.00053 00102012:19V010



PRNVS0000002D.00053 00102012:23V02OC





### Germany (GER)

No.	Name	Medical Class	Date of Birth	Club	National Selections				
					WCH	PG	Oth	Tot	
1	SCHIFFLER Alexander	E	20 JAN 1982						
2	STETTNER Ferenc	E	14 MAY 1958						
3	RENGER Thomas	E	19 AUG 1972						
5	HAUSSIG Uwe	E	4 MAR 1963						
6	SOICKE Siegmund	E	12 JAN 1956						
7	von der TRENCK Stefan	E	19 MAR 1959						
8	MIMBERG Dirk	E	1 AUG 1966						
9	SCHRAPP Juergen (C)	E	27 JUL 1974						
10	WISCHNEWSKI Stefan	E	19 OCT 1969						
11	RICKMANN Martin	MD	15 OCT 1969						
12	BARSCHE Steffen	E	23 JUN 1967						
<b>Uniform Colors</b>		<b>Shirt</b>		<b>Shorts</b>					
<b>Main</b>		Red/Blue		Black					
<b>2nd</b>		Blue/Blue		Black					
<b>3rd</b>		White/Blue		Black					
<b>Technical Staff</b>									
<b>Team Manager</b>									
<b>Head Coach</b>		DE HAAN Jouke							
<b>Assistant Coach</b>		WILKENS Andreas							
<b>Doctor</b>		BERNAUER Andrea							
<b>Therapist/Trainer</b>		LUEGGER Thomas							

<b>Legend:</b>			
(C)	Team Captain	OG	Paralympic Games
L	Libero Player	Oth	Other International Competitions
E	Eligible	MD	Minimal Disability
		Tot	Total
		WCH	World Championship

NEW THERAPIST

**CORRECTED**

PRNVS0000002E.00073 00102014:11V01P

FRI 20 OCT 2000

P2

PAVILION 3

Match No: 2  
Start Time: 12:00

LBA vs AUS  
3 vs 2

Spectators: 2520

Team	Sets	1	2	3	4	5	Total
LBA	3	25	23	22	25	15	110
AUS	2	18	25	25	19	12	99
	Minutes	24	26	24	22	16	112

Referees: PLESNIK Janko (SLO) & FUCHS Elisabeth (AUT)

LBA - Libyan Arab Jamahiriya							AUS - Australia								
No	Name	1	2	3	4	5	Pts	No	Name	1	2	3	4	5	Pts
2	SALIL Ali Said	■	■		■	■	8	1	BRAY Edward	□	■	■	■	■	10
3	ALMEDNENE Mousbah A M							2	LEE Albert	■	■	■	■	■	8
4	ELKELABE Zuhair M	■	■	■		■	10	3	WHITEMAN Mark	■	□	□	□	□	1
5	ELGHASHIR Abulgasem							4	PRICE Kevin	□	□	■	■	□	9
6	SAEID I Hashem	■	■	■	■	■	12	5	CROFT Paul						
7	M SUSAEN Gama		□	■	■		1	6	GAY Darren	■	■	■	■	■	7
8	ALAGURI Salah	■	■	■			5	7	ROWORTH Brett	■	■	■	■	■	18
9	ABDELGADER SALEH Saleh Ibrahim	■	■	□	■	■	5	8	SOBCZAK Greg	■	■	■	■	■	12
10	ABUSETIN Mustafa	■	■	■	■	■	5	9	THOMPSON Bruce						
11	EMHEMED SALEM Salem	□	□	■			2	10	PYNE Glenn	■	■			■	
12	ZAITUNI Abdulhakim H							11	L NORTH Brant	L	L	L	L	L	
13	MANSUR Salem			□	■	■	3								
<b>Head Coach:</b> NOUH Ramdans							<b>Head Coach:</b> WEIPING Tu								
<b>Assistant:</b> ABDUSSALAM Mohamad							<b>Assistant:</b> GLENN Stewart								

## TEAM AND PLAYER PERFORMANCES

Won	Total Atts	No	Name	Scoring Skills	Won	Total Atts	No	Name	
31	103	Total Team		Attack	39	148	Total Team		
7	24	6	SAEID I Hashem		12	30	7	ROWORTH Brett	
5	12	2	SALIL Ali Said		7	29	8	SOBCZAK Greg	
5	10	4	ELKELABE Zuhair M		6	30	1	BRAY Edward	
10	39	Total Team		Block	21	52	Total Team		
3	7	4	ELKELABE Zuhair M		5	7	7	ROWORTH Brett	
2	7	2	SALIL Ali Said		5	11	8	SOBCZAK Greg	
2	5	13	MANSUR Salem		4	9	1	BRAY Edward	
10	110	Total Team		Serve	5	99	Total Team		
4	18	6	SAEID I Hashem		2	18	2	LEE Albert	
2	18	4	ELKELABE Zuhair M		2	14	4	PRICE Kevin	
1	12	2	SALIL Ali Said		1	17	7	ROWORTH Brett	
59		Total Team		Opp Error	34		Total Team		
110	252	Total Team			Total	99	299	Total Team	
12	12	6	SAEID I Hashem		Best Scorer	18	18	7	ROWORTH Brett

### Legend:

■ Starting line-up      □ Substitute      nn Team Captain      □ Substitution libero  
 Pts Points scored      L Libero Player      Opp Opponent      Atts Attempts

PRNVS0000002F.00083 00102013:46V01P


Match No 2  
Start Time: 12:00


LBA vs AUS  
2 2


Spectators:

Team	Sets	1	2	3	4	5	Total
LBA	2	25	23	22	25	0	95
AUS	2	18	25	25	19	0	87
	Minutes	24	26	24	22		96

## LBA · Libyan Arab Jamahiriya

Scoring Attackers		Rk	No	Name	Succ	Faults	Cont	Total	Succ %
	1	6	SAEID I Hashem	7	3	13	23	30.43	
	2	8	ALAGURI Salah	4	3	8	15	26.67	
		9	ABDELGADER SALEH Saleh Ibrahim	4	1	8	13		
		10	ABUSETIN Mustafa	3	3	4	10		
		2	SALIL Ali Said	3	3	3	9		
		4	ELKELABE Zuhair M	4	2	2	8		
		7	M SUSAEN Gama	-	-	5	5		
		11	EMHEMED SALEM Salem	1	1	2	4		
		13	MANSUR Salem	-	2	1	3		
		3	ALMEDNENE Mousbah A M	-	-	-	-		
		5	ELGHASHIR Abulgasem	-	-	-	-		
		12	ZAITUNI Abdulhakim H	-	-	-	-		
Limit 15.00%	Total Team			26	18	46	90	28.89	

Scoring Blockers		Rk	No	Name	Succ	Faults	Cont	Total	Avg
	1	13	MANSUR Salem	2	1	2	5	0.50	
		4	ELKELABE Zuhair M	2	1	1	4	0.50	
	3	6	SAEID I Hashem	1	1	4	6	0.25	
		2	SALIL Ali Said	1	-	5	6	0.25	
		10	ABUSETIN Mustafa	1	-	1	2	0.25	
		7	M SUSAEN Gama	1	-	-	1	0.25	
	7	11	EMHEMED SALEM Salem	-	1	3	4	0.00	
		8	ALAGURI Salah	-	3	-	3	0.00	
		9	ABDELGADER SALEH Saleh Ibrahim	-	1	-	1	0.00	
		3	ALMEDNENE Mousbah A M	-	-	-	-		
		5	ELGHASHIR Abulgasem	-	-	-	-		
		12	ZAITUNI Abdulhakim H	-	-	-	-		
Total Team				8	8	16	32	2.00	

Scoring Servers		Rk	No	Name	Succ	Faults	Cont	Total	Avg
	1	6	SAEID I Hashem	4	1	9	14	1.00	
	2	4	ELKELABE Zuhair M	2	-	14	16	0.50	
	3	10	ABUSETIN Mustafa	1	2	16	19	0.25	
		9	ABDELGADER SALEH Saleh Ibrahim	1	1	7	9	0.25	
		11	EMHEMED SALEM Salem	1	1	3	5	0.25	
	6	7	M SUSAEN Gama	-	-	12	12	0.00	
		8	ALAGURI Salah	-	1	8	9	0.00	
		2	SALIL Ali Said	-	-	9	9	0.00	
		13	MANSUR Salem	-	1	1	2	0.00	
		3	ALMEDNENE Mousbah A M	-	-	-	-		
		5	ELGHASHIR Abulgasem	-	-	-	-		
		12	ZAITUNI Abdulhakim H	-	-	-	-		
Total Team				9	7	79	95	2.25	

Team	Opponent Errors & Team Faults	52	12
------	-------------------------------	----	----

Legend:									
Rk	Rank	Succ	Successes	Cont	Continues	Succ %	Success %	Avg	Average per set


Match No 2  
Start Time: 12:00


LBA vs AUS  
2 2


Spectators:

Team	Sets	1	2	3	4	5	Total
LBA	2	25	23	22	25	0	95
AUS	2	18	25	25	19	0	87
	Minutes	24	26	24	22		96

## LBA · Libyan Arab Jamahiriya

Non-Scoring Diggers		Rk	No	Name	Exc	Faults	Cont	Total	Avg
	1	4	ELKELABE Zuhair M	4	6	11	21	1.00	
		8	ALAGURI Salah	4	3	9	16	1.00	
	3	10	ABUSETIN Mustafa	2	5	19	26	0.50	
	4	13	MANSUR Salem	1	3	9	13	0.25	
	5	9	ABDELGADER SALEH Saleh Ibrahim	-	4	15	19	0.00	
		7	M SUSAEN Gama	-	3	12	15	0.00	
	6		SAEID I Hashem	-	5	7	12	0.00	
	2		SALIL Ali Said	-	1	7	8	0.00	
	11		EMHEMED SALEM Salem	-	1	2	3	0.00	
	3		ALMEDNENE Mousbah A M	-	-	-	-	-	
	5		ELGHASHIR Abulgasem	-	-	-	-	-	
	12		ZAITUNI Abdulhakim H	-	-	-	-	-	
Total Team				11	31	91	133	2.75	

Non-Scoring Setters		Rk	No	Name	Exc	Faults	Cont	Total	Avg
	1	6	SAEID I Hashem	3	2	13	18	0.75	
		7	M SUSAEN Gama	3	-	4	7	0.75	
	3	9	ABDELGADER SALEH Saleh Ibrahim	2	1	9	12	0.50	
		10	ABUSETIN Mustafa	2	-	8	10	0.50	
		8	ALAGURI Salah	2	1	-	3	0.50	
	6	4	ELKELABE Zuhair M	1	2	13	16	0.25	
		2	SALIL Ali Said	1	2	4	7	0.25	
	8	11	EMHEMED SALEM Salem	-	-	4	4	0.00	
		13	MANSUR Salem	-	-	1	1	0.00	
		3	ALMEDNENE Mousbah A M	-	-	-	-	-	
		5	ELGHASHIR Abulgasem	-	-	-	-	-	
		12	ZAITUNI Abdulhakim H	-	-	-	-	-	
Total Team				14	8	56	78	3.50	

Non-Scoring Receivers		Rk	No	Name	Exc	Faults	Cont	Total	Eff %
	1	8	ALAGURI Salah	12	-	3	15	80.00	
		7	M SUSAEN Gama	8	1	3	12		
		9	ABDELGADER SALEH Saleh Ibrahim	8	-	3	11		
		6	SAEID I Hashem	5	1	1	7		
		11	EMHEMED SALEM Salem	1	1	2	4		
		10	ABUSETIN Mustafa	-	-	3	3		
		4	ELKELABE Zuhair M	3	-	-	3		
		13	MANSUR Salem	1	-	2	3		
		2	SALIL Ali Said	2	-	-	2		
		3	ALMEDNENE Mousbah A M	-	-	-	-		
		5	ELGHASHIR Abulgasem	-	-	-	-		
		12	ZAITUNI Abdulhakim H	-	-	-	-		
Total Team				40	3	17	60	61.67	

Limit

25.00%

Legend:

Rk Rank Exc Excellent Cont Continues Eff % Efficiency % Avg Average per set


Match No 2  
Start Time: 12:00


LBA vs AUS  
2 2


Spectators:

Team	Sets	1	2	3	4	5	Total
LBA	2	25	23	22	25	0	95
AUS	2	18	25	25	19	0	87
	Minutes	24	26	24	22		96

## AUS - Australia

Scoring Attackers		Rk	No	Name	Succ	Faults	Cont	Total	Succ %	
	1	7	ROWORTH Brett	11	5	10	26	42.31		
	2	1	BRAY Edward	6	2	18	26	23.08		
	3	8	SOBCZAK Greg	5	3	16	24	20.83		
	4		PRICE Kevin	4	3	10	17			
	6		GAY Darren	4	1	11	16			
	2		LEE Albert	2	4	4	10			
	10		PYNE Glenn	-	1	1	2			
	5		CROFT Paul	-	-	-	-			
	11		NORTH Brant	-	-	-	-			
	9		THOMPSON Bruce	-	-	-	-			
	3		WHITEMAN Mark	-	-	-	-			
	Limit 15.00%				Total Team	32	19	70	121	26.45

Scoring Blockers		Rk	No	Name	Succ	Faults	Cont	Total	Avg
	1	8	SOBCZAK Greg	5	-	4	9	1.25	
	2	1	BRAY Edward	4	2	2	8	1.00	
		7	ROWORTH Brett	4	2	-	6	1.00	
	4	2	LEE Albert	3	1	3	7	0.75	
	5	4	PRICE Kevin	2	-	5	7	0.50	
	6	6	GAY Darren	1	3	-	4	0.25	
	7	10	PYNE Glenn	-	1	-	1	0.00	
		5	CROFT Paul	-	-	-	-		
		11	NORTH Brant	-	-	-	-		
		9	THOMPSON Bruce	-	-	-	-		
		3	WHITEMAN Mark	-	-	-	-		
	Total Team				19	9	14	42	4.75

Scoring Servers		Rk	No	Name	Succ	Faults	Cont	Total	Avg
	1	2	LEE Albert	2	1	14	17	0.50	
		4	PRICE Kevin	2	3	8	13	0.50	
	3	6	GAY Darren	-	3	13	16	0.00	
		1	BRAY Edward	-	3	10	13	0.00	
		7	ROWORTH Brett	-	3	10	13	0.00	
		8	SOBCZAK Greg	-	6	1	7	0.00	
	10		PYNE Glenn	-	2	2	4	0.00	
	3		WHITEMAN Mark	-	1	3	4	0.00	
		5	CROFT Paul	-	-	-	-		
		11	NORTH Brant	-	-	-	-		
		9	THOMPSON Bruce	-	-	-	-		
	Total Team				4	22	61	87	1.00

Team	Opponent Errors & Team Faults	32	12
------	-------------------------------	----	----

Legend:									
Rk	Rank	Succ	Successes	Cont	Continues	Succ %	Success %	Avg	Average per set

**PARTIAL**


Match No 2  
Start Time: 12:00


LBA vs AUS  
2 2


Spectators:

Team	Sets	1	2	3	4	5	Total
LBA	2	25	23	22	25	0	95
AUS	2	18	25	25	19	0	87
	Minutes	24	26	24	22		96

## AUS - Australia

Non-Scoring Diggers		Rk	No	Name	Exc	Faults	Cont	Total	Avg
		1	7	ROWORTH Brett	16	9	7	32	4.00
		2	3	WHITEMAN Mark	6	2	3	11	1.50
		2		LEE Albert	6	2	2	10	1.50
		11		NORTH Brant	6	2	1	9	1.50
		5	6	GAY Darren	5	2	10	17	1.25
		8		SOBCZAK Greg	5	1	6	12	1.25
		7	1	BRAY Edward	4	5	6	15	1.00
		8	4	PRICE Kevin	1	2	1	4	0.25
		9	10	PYNE Glenn	-	-	1	1	0.00
		5		CROFT Paul	-	-	-	-	-
	9		THOMPSON Bruce	-	-	-	-	-	
Total Team					49	25	37	111	12.25

Non-Scoring Setters		Rk	No	Name	Exc	Faults	Cont	Total	Avg
		1	6	GAY Darren	5	1	16	22	1.25
		2	1	BRAY Edward	4	-	7	11	1.00
		8		SOBCZAK Greg	4	1	5	10	1.00
		4	2	LEE Albert	2	1	24	27	0.50
		4		PRICE Kevin	2	-	9	11	0.50
		7		ROWORTH Brett	2	-	5	7	0.50
		7	10	PYNE Glenn	-	-	3	3	0.00
		11		NORTH Brant	-	-	1	1	0.00
		5		CROFT Paul	-	-	-	-	-
		9		THOMPSON Bruce	-	-	-	-	-
	3		WHITEMAN Mark	-	-	-	-	-	
Total Team					19	3	70	92	4.75

Non-Scoring Receivers		Rk	No	Name	Exc	Faults	Cont	Total	Eff %
		1	7	ROWORTH Brett	12	1	6	19	57.89
		11		NORTH Brant	9	1	3	13	
		2		LEE Albert	6	1	5	12	
		1		BRAY Edward	7	-	3	10	
		6		GAY Darren	3	2	4	9	
		8		SOBCZAK Greg	7	-	1	8	
		3		WHITEMAN Mark	2	-	3	5	
		5		CROFT Paul	-	-	-	-	
		4		PRICE Kevin	-	-	-	-	
		10		PYNE Glenn	-	-	-	-	
	9		THOMPSON Bruce	-	-	-	-		
Total Team					46	5	25	76	53.95

Limit

25.00%

Legend:									
Rk	Rank	Exc	Excellent	Cont	Continues	Eff %	Efficiency %	Avg	Average per set



PRNVS00000030.00076A 00102012:34V01U



## RESULTS TABLE PRELIMINARY ROUND

P4

PAVILION 3

Preliminaries A		Teams	Sets	Points per Set					Total Points	Minutes	Spectators
Match	Date			1	2	3	4	5			
1	20 Oct 2000	IRI vs NED	3-0	25-19	25-22	25-10			75-51	57	3255

Volleyball - Sitting

Volleyball - Sitting

Volleyball - Sitting

Volleyball - Sitting

Volleyball - Sitting

Volleyball - Sitting

### Preliminaries A

Rank	NPC Code	Matches				Sets			Points		
		Pts	Total	Won	Lost	Won	Lost	Ratio	Won	Lost	Ratio
1	IRI	2	1	1	0	3	0	Max	75	51	1.47
2	NED	1	1	0	1	0	3	0.00	51	75	0.68
3	JPN	0						-			-
	GER	0						-			-
	USA	0						-			-
	HUN	0						-			-

Legend:  
Pts Standings Points

PROVISIONAL

PRNVS00000031.00073 00102014:36V01U

FRI 20 OCT 2000

P2

PAVILION 3

Match No: 2  
Start Time: 12:00

LBA vs AUS  
3 vs 2

Spectators: 2520

Team	Sets	1	2	3	4	5	Total
LBA	3	25	23	22	25	15	110
AUS	2	18	25	25	19	12	99
	Minutes	24	26	24	22	16	112

Referees: PLESNIK Janko (SLO) & FUCHS Elisabeth (AUT)

LBA - Libyan Arab Jamahiriya							AUS - Australia								
No	Name	1	2	3	4	5	Pts	No	Name	1	2	3	4	5	Pts
2	SALIL Ali Said	■	■		■	■	8	1	BRAY Edward	□	■	■	■	■	10
3	ALMEDNENE Mousbah A M							2	LEE Albert	■	■	■	■	■	8
4	ELKELABE Zuhair M	■	■	■		■	10	3	WHITEMAN Mark	■	□	□	□	□	1
5	ELGHASHIR Abulgasem							4	PRICE Kevin	□	□	■	■	□	9
6	SAEID I Hashem	■	■	■	■	■	12	5	CROFT Paul						
7	M SUSAEN Gama		□	■	■		1	6	GAY Darren	■	■	■	■	■	7
8	ALAGURI Salah	■	■	■			5	7	ROWORTH Brett	■	■	■	■	■	18
9	ABDELGADER SALEH Saleh Ibrahim	■	■	□	■	■	5	8	SOBCZAK Greg	■	■	■	■	■	12
10	ABUSETIN Mustafa	■	■	■	■	■	5	9	THOMPSON Bruce						
11	EMHEMED SALEM Salem	□	□	■			2	10	PYNE Glenn	■	■			■	
12	ZAITUNI Abdulhakim H							11	L NORTH Brant	L	L	L	L	L	
13	MANSUR Salem			□	■	■	3								
<b>Head Coach:</b> NOUH Ramdans							<b>Head Coach:</b> WEIPING Tu								
<b>Assistant:</b> ABDUSSALAM Mohamad							<b>Assistant:</b> GLENN Stewart								

## TEAM AND PLAYER PERFORMANCES

Won	Total Atts	No	Name	Scoring Skills	Won	Total Atts	No	Name
31	103	Total Team		Attack	39	148	Total Team	
7	24	6	SAEID I Hashem		12	30	7	ROWORTH Brett
5	12	2	SALIL Ali Said		7	29	8	SOBCZAK Greg
5	10	4	ELKELABE Zuhair M		6	30	1	BRAY Edward
10	39	Total Team		Block	21	52	Total Team	
3	7	4	ELKELABE Zuhair M		5	7	7	ROWORTH Brett
2	7	2	SALIL Ali Said		5	11	8	SOBCZAK Greg
2	5	13	MANSUR Salem		4	9	1	BRAY Edward
10	108	Total Team		Serve	5	99	Total Team	
4	18	6	SAEID I Hashem		2	18	2	LEE Albert
2	16	4	ELKELABE Zuhair M		2	14	4	PRICE Kevin
1	12	2	SALIL Ali Said		1	17	7	ROWORTH Brett
59		Total Team		Opp Error	34		Total Team	
110	250	Total Team			99	299	Total Team	
12	12	6	SAEID I Hashem		<b>Best Scorer</b>	18	18	7

### Legend:

■ Starting line-up      □ Substitute      nn Team Captain      □ Substitue libero  
 Pts Points scored      L Libero Player      Opp Opponent      Atts Attempts

PROVISIONAL

PRNVS00000032.00083 00102014:51V01U

Match No 2  
Start Time: 12:00


LBA vs AUS  
3 2


Spectators: 2520

Team	Sets	1	2	3	4	5	Total
LBA	3	25	23	22	25	15	110
AUS	2	18	25	25	19	12	99
	Minutes	24	26	24	22	16	112

## LBA · Libyan Arab Jamahiriya

Scoring Attackers		Rk	No	Name	Succ	Faults	Cont	Total	Succ %
		1	8	ALAGURI Salah	5	3	8	16	31.25
		2	6	SAEID I Hashem	7	3	14	24	29.17
		3	9	ABDELGADER SALEH Saleh Ibrahim	4	2	10	16	25.00
		10		ABUSETIN Mustafa	3	3	6	12	
		2		SALIL Ali Said	5	3	4	12	
		4		ELKELABE Zuhair M	5	2	3	10	
		7		M SUSAEN Gama	-	-	5	5	
		11		EMHEMED SALEM Salem	1	1	2	4	
		13		MANSUR Salem	1	2	1	4	
		3		ALMEDNENE Mousbah A M	-	-	-	-	
		5		ELGHASHIR Abulgasem	-	-	-	-	
		12		ZAITUNI Abdulhakim H	-	-	-	-	
Limit 15.00%		Total Team			31	19	53	103	30.10

Scoring Blockers		Rk	No	Name	Succ	Faults	Cont	Total	Avg
		1	4	ELKELABE Zuhair M	3	2	2	7	0.60
		2	2	SALIL Ali Said	2	-	5	7	0.40
		13		MANSUR Salem	2	1	2	5	0.40
		4	6	SAEID I Hashem	1	2	4	7	0.20
		10		ABUSETIN Mustafa	1	-	2	3	0.20
		7		M SUSAEN Gama	1	-	-	1	0.20
		7	8	ALAGURI Salah	-	3	1	4	0.00
		11		EMHEMED SALEM Salem	-	1	3	4	0.00
		9		ABDELGADER SALEH Saleh Ibrahim	-	1	-	1	0.00
		3		ALMEDNENE Mousbah A M	-	-	-	-	
		5		ELGHASHIR Abulgasem	-	-	-	-	
		12		ZAITUNI Abdulhakim H	-	-	-	-	
	Total Team			10	10	19	39	2.00	

Scoring Servers		Rk	No	Name	Succ	Faults	Cont	Total	Avg
		1	6	SAEID I Hashem	4	1	13	18	0.80
		2	4	ELKELABE Zuhair M	2	-	14	16	0.40
		3	10	ABUSETIN Mustafa	1	2	19	22	0.20
		2		SALIL Ali Said	1	-	11	12	0.20
		9		ABDELGADER SALEH Saleh Ibrahim	1	1	8	10	0.20
		11		EMHEMED SALEM Salem	1	1	3	5	0.20
		7	7	M SUSAEN Gama	-	-	12	12	0.00
		8		ALAGURI Salah	-	1	10	11	0.00
		13		MANSUR Salem	-	1	1	2	0.00
		3		ALMEDNENE Mousbah A M	-	-	-	-	
		5		ELGHASHIR Abulgasem	-	-	-	-	
		12		ZAITUNI Abdulhakim H	-	-	-	-	
	Total Team			10	7	91	108	2.00	

Team	Opponent Errors & Team Faults	59	19
------	-------------------------------	----	----

Rk	Rank	Succ	Successes	Cont	Continues	Succ %	Success %	Avg	Average per set
----	------	------	-----------	------	-----------	--------	-----------	-----	-----------------

PROVISIONAL


Match No 2  
Start Time: 12:00


**LBA vs AUS**  
**3 2**


Spectators: 2520

Team	Sets	1	2	3	4	5	Total
LBA	3	25	23	22	25	15	110
AUS	2	18	25	25	19	12	99
	Minutes	24	26	24	22	16	112

## LBA · Libyan Arab Jamahiriya

Non-Scoring Diggers		Rk	No	Name	Exc	Faults	Cont	Total	Avg
		1	4	ELKELABE Zuhair M	5	6	11	22	1.00
		2	8	ALAGURI Salah	4	3	11	18	0.80
		3	10	ABUSETIN Mustafa	2	5	22	29	0.40
			9	ABDELGADER SALEH Saleh Ibrahim	2	4	19	25	0.40
		5	2	SALIL Ali Said	1	2	12	15	0.20
			13	MANSUR Salem	1	3	9	13	0.20
		7	7	M SUSAEN Gama	-	3	12	15	0.00
			6	SAEID I Hashem	-	6	9	15	0.00
			11	EMHEMED SALEM Salem	-	1	2	3	0.00
			3	ALMEDNENE Mousbah A M	-	-	-	-	-
			5	ELGHASHIR Abulgasem	-	-	-	-	-
			12	ZAITUNI Abdulhakim H	-	-	-	-	-
Total Team					15	33	107	155	3.00

Non-Scoring Setters		Rk	No	Name	Exc	Faults	Cont	Total	Avg
		1	6	SAEID I Hashem	4	2	13	19	0.80
		2	7	M SUSAEN Gama	3	-	4	7	0.60
		3	9	ABDELGADER SALEH Saleh Ibrahim	2	1	9	12	0.40
			10	ABUSETIN Mustafa	2	-	8	10	0.40
			8	ALAGURI Salah	2	1	1	4	0.40
		6	4	ELKELABE Zuhair M	1	2	14	17	0.20
			2	SALIL Ali Said	1	2	4	7	0.20
			13	MANSUR Salem	1	-	1	2	0.20
		9	11	EMHEMED SALEM Salem	-	-	4	4	0.00
			3	ALMEDNENE Mousbah A M	-	-	-	-	-
			5	ELGHASHIR Abulgasem	-	-	-	-	-
			12	ZAITUNI Abdulhakim H	-	-	-	-	-
Total Team					16	8	58	82	3.20

Non-Scoring Receivers		Rk	No	Name	Exc	Faults	Cont	Total	Eff %
			8	ALAGURI Salah	12	-	3	15	
			9	ABDELGADER SALEH Saleh Ibrahim	10	-	3	13	
			7	M SUSAEN Gama	8	1	3	12	
			6	SAEID I Hashem	5	1	1	7	
			4	ELKELABE Zuhair M	4	-	1	5	
			10	ABUSETIN Mustafa	1	-	3	4	
			11	EMHEMED SALEM Salem	1	1	2	4	
			2	SALIL Ali Said	3	-	1	4	
			13	MANSUR Salem	1	-	2	3	
			3	ALMEDNENE Mousbah A M	-	-	-	-	
			5	ELGHASHIR Abulgasem	-	-	-	-	
			12	ZAITUNI Abdulhakim H	-	-	-	-	
Total Team					45	3	19	67	62.69

Limit

25.00%

Legend:									
Rk	Rank	Exc	Excellent	Cont	Continues	Eff %	Efficiency %	Avg	Average per set

PROVISIONAL


Match No 2  
Start Time: 12:00


LBA vs AUS  
3 2


Spectators: 2520

Team	Sets	1	2	3	4	5	Total
LBA	3	25	23	22	25	15	110
AUS	2	18	25	25	19	12	99
	Minutes	24	26	24	22	16	112

## AUS - Australia

Scoring Attackers		Rk	No	Name	Succ	Faults	Cont	Total	Succ %	
	1	7	ROWORTH Brett	12	5	13	30	40.00		
	2	8	SOBCZAK Greg	7	4	18	29	24.14		
	3	1	BRAY Edward	6	3	21	30	20.00		
	4		PRICE Kevin	5	3	12	20			
	6		GAY Darren	5	1	13	19			
	2		LEE Albert	3	4	9	16			
	10		PYNE Glenn	-	1	1	2			
	3		WHITEMAN Mark	1	-	1	2			
	5		CROFT Paul	-	-	-	-			
	11		NORTH Brant	-	-	-	-			
	9		THOMPSON Bruce	-	-	-	-			
Limit 15.00%				Total Team		39	21	88	148	26.35

Scoring Blockers		Rk	No	Name	Succ	Faults	Cont	Total	Avg
	1	8	SOBCZAK Greg	5	2	4	11	1.00	
		7	ROWORTH Brett	5	2	-	7	1.00	
	3	1	BRAY Edward	4	3	2	9	0.80	
	4	2	LEE Albert	3	1	5	9	0.60	
	5	4	PRICE Kevin	2	1	6	9	0.40	
	6		GAY Darren	2	3	1	6	0.40	
	7	10	PYNE Glenn	-	1	-	1	0.00	
	5		CROFT Paul	-	-	-	-		
	11		NORTH Brant	-	-	-	-		
	9		THOMPSON Bruce	-	-	-	-		
3		WHITEMAN Mark	-	-	-	-			
Total Team				21	13	18	52	4.20	

Scoring Servers		Rk	No	Name	Succ	Faults	Cont	Total	Avg
	1	2	LEE Albert	2	1	15	18	0.40	
		4	PRICE Kevin	2	4	8	14	0.40	
	3	7	ROWORTH Brett	1	4	12	17	0.20	
	4	6	GAY Darren	-	4	13	17	0.00	
		1	BRAY Edward	-	3	12	15	0.00	
		8	SOBCZAK Greg	-	6	2	8	0.00	
	10		PYNE Glenn	-	2	3	5	0.00	
	3		WHITEMAN Mark	-	1	4	5	0.00	
	5		CROFT Paul	-	-	-	-		
	11		NORTH Brant	-	-	-	-		
	9		THOMPSON Bruce	-	-	-	-		
Total Team				5	25	69	99	1.00	

Team	Opponent Errors & Team Faults	34	14
------	-------------------------------	----	----

Legend:									
Rk	Rank	Succ	Successes	Cont	Continues	Succ %	Success %	Avg	Average per set

PROVISIONAL






Match No 2  
Start Time: 12:00


LBA vs AUS  
3 2


Spectators: 2520

Team	Sets	1	2	3	4	5	Total
LBA	3	25	23	22	25	15	110
AUS	2	18	25	25	19	12	99
	Minutes	24	26	24	22	16	112

## AUS - Australia

Non-Scoring Diggers		Rk	No	Name	Exc	Faults	Cont	Total	Avg
		1	7	ROWORTH Brett	16	10	8	34	3.20
		2	3	WHITEMAN Mark	8	2	3	13	1.60
			11	NORTH Brant	8	2	1	11	1.60
		4	6	GAY Darren	6	4	14	24	1.20
			2	LEE Albert	6	2	2	10	1.20
		6	8	SOBCZAK Greg	5	1	6	12	1.00
		7	1	BRAY Edward	4	6	8	18	0.80
		8	4	PRICE Kevin	1	2	1	4	0.20
		9	10	PYNE Glenn	-	-	1	1	0.00
			5	CROFT Paul	-	-	-	-	-
		9	THOMPSON Bruce	-	-	-	-	-	
Total Team					54	29	44	127	10.80

Non-Scoring Setters		Rk	No	Name	Exc	Faults	Cont	Total	Avg
		1	6	GAY Darren	6	1	20	27	1.20
		2	1	BRAY Edward	4	-	10	14	0.80
			8	SOBCZAK Greg	4	1	7	12	0.80
		4	7	ROWORTH Brett	3	-	6	9	0.60
		5	2	LEE Albert	2	1	24	27	0.40
			4	PRICE Kevin	2	-	10	12	0.40
		7	10	PYNE Glenn	1	-	4	5	0.20
		8	11	NORTH Brant	-	-	1	1	0.00
			5	CROFT Paul	-	-	-	-	-
			9	THOMPSON Bruce	-	-	-	-	-
		3	WHITEMAN Mark	-	-	-	-	-	
Total Team					22	3	82	107	4.40

Non-Scoring Receivers		Rk	No	Name	Exc	Faults	Cont	Total	Eff %
		1	7	ROWORTH Brett	14	1	7	22	59.09
			11	NORTH Brant	11	1	3	15	
		2		LEE Albert	7	1	5	13	
		1		BRAY Edward	8	-	4	12	
		6		GAY Darren	5	2	4	11	
		8		SOBCZAK Greg	7	-	1	8	
		3		WHITEMAN Mark	2	-	4	6	
		5		CROFT Paul	-	-	-	-	
		4		PRICE Kevin	-	-	-	-	
		10		PYNE Glenn	-	-	-	-	
	9		THOMPSON Bruce	-	-	-	-		
Total Team					54	5	28	87	56.32

Limit

25.00%

Legend:

Rk Rank      Exc Excellent      Cont Continues      Eff % Efficiency %      Avg Average per set

PROVISIONAL

PRNVS00000033.00073 00102014:26V010

Match No: 2  
Start Time: 12:00

LBA vs AUS  
3 vs 2

Spectators: 2520

Team	Sets	1	2	3	4	5	Total
LBA	3	25	23	22	25	15	110
AUS	2	18	25	25	19	12	99
	Minutes	24	26	24	22	16	112

Referees: PLESNIK Janko (SLO) & FUCHS Elisabeth (AUT)

LBA - Libyan Arab Jamahiriya							AUS - Australia								
No	Name	1	2	3	4	5	Pts	No	Name	1	2	3	4	5	Pts
2	SALIL Ali Said	■	■		■	■	8	1	BRAY Edward	□	■	■	■	■	10
3	ALMEDNENE Mousbah A M							2	LEE Albert	■	■	■	■	■	8
4	ELKELABE Zuhair M	■	■	■		■	10	3	WHITEMAN Mark	■	□	□	□	□	1
5	ELGHASHIR Abulgasem							4	PRICE Kevin	□	□	■	■	□	9
6	SAEID I Hashem	■	■	■	■	■	12	5	CROFT Paul						
7	M SUSAEN Gama		□	■	■		1	6	GAY Darren	■	■	■	■	■	7
8	ALAGURI Salah	■	■	■			5	7	ROWORTH Brett	■	■	■	■	■	18
9	ABDELGADER SALEH Saleh Ibrahim	■	■	□	■	■	5	8	SOBCZAK Greg	■	■	■	■	■	12
10	ABUSETIN Mustafa	■	■	■	■	■	5	9	THOMPSON Bruce						
11	EMHEMED SALEM Salem	□	□	■			2	10	PYNE Glenn	■	■			■	
12	ZAITUNI Abdulhakim H							11	L NORTH Brant	L	L	L	L	L	
13	MANSUR Salem			□	■	■	3								
<b>Head Coach:</b> NOUH Ramdans							<b>Head Coach:</b> WEIPING Tu								
<b>Assistant:</b> ABDUSSALAM Mohamad							<b>Assistant:</b> GLENN Stewart								

## TEAM AND PLAYER PERFORMANCES

Won	Total Atts	No	Name	Scoring Skills	Won	Total Atts	No	Name
31	103	Total Team		Attack	39	148	Total Team	
7	24	6	SAEID I Hashem		12	30	7	ROWORTH Brett
5	12	2	SALIL Ali Said		7	29	8	SOBCZAK Greg
5	10	4	ELKELABE Zuhair M		6	30	1	BRAY Edward
10	39	Total Team		Block	21	52	Total Team	
3	7	4	ELKELABE Zuhair M		5	7	7	ROWORTH Brett
2	7	2	SALIL Ali Said		5	11	8	SOBCZAK Greg
2	5	13	MANSUR Salem		4	9	1	BRAY Edward
10	108	Total Team		Serve	5	99	Total Team	
4	18	6	SAEID I Hashem		2	18	2	LEE Albert
2	16	4	ELKELABE Zuhair M		2	14	4	PRICE Kevin
1	12	2	SALIL Ali Said		1	17	7	ROWORTH Brett
59		Total Team		Opp Error	34		Total Team	
110	250	Total Team			99	299	Total Team	
12	12	6	SAEID I Hashem		<b>Best Scorer</b>	18	18	7

### Legend:

■ Starting line-up      □ Substitute      nn Team Captain      □ Substitution libero  
 Pts Points scored      L Libero Player      Opp Opponent      Atts Attempts

PRNVS00000034.00069 00102014:17V01U

Match No: 2  
Start Time: 12:00

LBA vs AUS  
3 2

Team	Sets	1	2	3	4	5	Total
LBA	3	25	23	22	25	15	110
AUS	2	18	25	25	19	12	99
	Minutes	24	26	24	22	16	112

### SET 1

Rally	Libyan Arab Jamahiriya				Lead	Score	Lead	Australia		
1	Attack	8 ALAGURI Salah	Success	+	1	1-0		Serve	3 WHITEMAN Mark	Continue
2	Serve	10 ABUSETIN Mustafa	Fault			1-1	+		T E A M	Fault
3	Dig	4 ELKELABE Zuhair M	Fault			1-2	1	Serve	10 PYNE Glenn	Continue
4				+		2-2		Serve	10 PYNE Glenn	Fault
5	Serve	4 ELKELABE Zuhair M	Continue		1	3-2		Block	7 ROWORTH Brett	Fault
6	Serve	4 ELKELABE Zuhair M	Continue	+	2	4-2		Set	8 SOBCZAK Greg	Fault
7	Serve	4 ELKELABE Zuhair M	Continue		1	4-3	+	Attack	7 ROWORTH Brett	Success
8	Dig	6 SAEID I Hashem	Fault	+	2	5-3		Serve	8 SOBCZAK Greg	Fault
9	Serve	8 ALAGURI Salah	Continue		3	6-3		Dig	11 NORTH Brant	Fault
10	Serve	8 ALAGURI Salah	Fault	+	2	6-4				
								Sub	3 WHITEMAN Mark	Out
									1 BRAY Edward	In
11		T E A M	Fault		1	6-5	+	Serve	7 ROWORTH Brett	Continue
12				+	2	7-5		Attack	2 LEE Albert	Success
								Serve	7 ROWORTH Brett	Fault
13	Serve	9 ABDELGADER SALEH SI	Continue		1	7-6	+	Attack	7 ROWORTH Brett	Success
14	Dig	4 ELKELABE Zuhair M	Fault	+	2	8-6		Serve	6 GAY Darren	Fault
15	Serve	2 SALIL Ali Said	Continue		3	9-6		Attack	2 LEE Albert	Fault
16	Serve	2 SALIL Ali Said	Continue	+	4	10-6		Attack	10 PYNE Glenn	Fault
17	Serve	2 SALIL Ali Said	Continue		3	10-7	+			
18	Set	4 ELKELABE Zuhair M	Fault		3	10-7		Block	1 BRAY Edward	Success
								Serve	2 LEE Albert	Continue
19	Attack	4 ELKELABE Zuhair M	Success	+	4	11-7			T E A M	Fault
									T I M E O U T	
20	Serve	6 SAEID I Hashem	Aces	+	5	12-7		Reception	6 GAY Darren	Fault
	Serve	6 SAEID I Hashem	Continue							
21				+	6	13-7		Dig	7 ROWORTH Brett	Fault
22	Serve	6 SAEID I Hashem	Continue		7	14-7		Block	10 PYNE Glenn	Fault
23	Attack	4 ELKELABE Zuhair M	Success	+	8	15-7		Reception	7 ROWORTH Brett	Fault
24	Serve	6 SAEID I Hashem	Aces	+						
	Serve	6 SAEID I Hashem	Continue		7	15-8	+	Block	1 BRAY Edward	Success
24	Dig	10 ABUSETIN Mustafa	Fault					Serve	1 BRAY Edward	Continue
25	Block	8 ALAGURI Salah	Fault		6	15-9	+			
26				+	7	16-9		Serve	1 BRAY Edward	Fault

**Legend:**

+ Point scored by team

Sub Substitution

Err/Inf Error/Infraction

## SET 1

Rally	Libyan Arab Jamahiriya			Lead	Score	Lead	Australia			
27	Serve Dig	10 ABUSETIN Mustafa 8 ALAGURI Salah	Continue Fault		6	16-10	+	Block Serve	8 SOBCZAK Greg 10 PYNE Glenn T E A M	Success Continue Fault
28	Attack	8 ALAGURI Salah	Success	+	7	17-10				
29	Serve Block	4 ELKELABE Zuhair M 8 ALAGURI Salah	Continue Fault		6	17-11	+	Attack	6 GAY Darren	Success
30				+	7	18-11		Serve	8 SOBCZAK Greg	Fault
31	Serve Dig	8 ALAGURI Salah 8 ALAGURI Salah	Continue Fault		6	18-12	+	Attack Serve	6 GAY Darren 7 ROWORTH Brett	Success Continue
32	Attack	2 SALIL Ali Said	Fault		5	18-13	+			
33	Attack Serve	2 SALIL Ali Said 9 ABDELGADER SALEH SI T E A M	Success Continue Fault	+	6	19-13		Serve Dig	7 ROWORTH Brett 1 BRAY Edward	Continue Fault
34					5	19-14	+			
								Sub	10 PYNE Glenn 4 PRICE Kevin	Out In
35	Dig	10 ABUSETIN Mustafa	Fault		4	19-15	+	Serve Attack	6 GAY Darren 4 PRICE Kevin	Continue Success
36				+	5	20-15		Serve	6 GAY Darren	Fault
37	Serve	2 SALIL Ali Said T E A M	Continue Fault		4	20-16	+	Attack Serve	8 SOBCZAK Greg 2 LEE Albert	Success Continue
38	Dig	4 ELKELABE Zuhair M	Fault		3	20-17	+			
39				+	4	21-17		Serve Dig	2 LEE Albert 7 ROWORTH Brett	Continue Fault
40	Serve	6 SAEID I Hashem T E A M	Continue Fault		3	21-18	+			
41				+	4	22-18		Serve	1 BRAY Edward	Fault
42	Serve	10 ABUSETIN Mustafa	Continue	+	5	23-18		Set	2 LEE Albert	Fault
									T I M E O U T	
	Sub	10 ABUSETIN Mustafa 11 EMHEMED SALEM Salem	Out In							
43	Serve	11 EMHEMED SALEM Salem	Aces	+	6	24-18			T E A M	Fault
44	Serve	11 EMHEMED SALEM Salem	Continue	+	7	25-18		Attack	4 PRICE Kevin	Fault

## SET 2

Rally	Libyan Arab Jamahiriya			Lead	Score	Lead	Australia				
45	Serve Attack	2 SALIL Ali Said 8 ALAGURI Salah	Continue Fault			0-1	1	+	Block	7 ROWORTH Brett	Success
46				+		1-1			Serve	10 PYNE Glenn	Fault
47	Serve	10 ABUSETIN Mustafa	Fault			1-2	1	+			
48				+		2-2			Serve	8 SOBCZAK Greg	Fault
49	Serve Attack	8 ALAGURI Salah 6 SAEID I Hashem	Continue Fault			2-3	1	+	Attack	7 ROWORTH Brett	Success
50				+		3-3			Serve	7 ROWORTH Brett	Fault
51	Serve	4 ELKELABE Zuhair M	Continue	+	1	4-3			Attack	7 ROWORTH Brett	Fault
52	Serve	4 ELKELABE Zuhair M	Aces	+	2	5-3					
53					2	5-3			Attack	1 BRAY Edward	Fault
54	Serve Attack	4 ELKELABE Zuhair M 2 SALIL Ali Said	Continue Fault		1	5-4	+	Block	2 LEE Albert	Success	

**Legend:**

+ Point scored by team

Sub Substitution

Err/Inf Error/Infraction

**PROVISIONAL**

## SET 2

Rally	Libyan Arab Jamahiriya			Lead	Score	Lead	Australia		
							Sub	10 PYNE Glenn	Out
							Serve	4 PRICE Kevin	In
55	Attack	2 SALIL Ali Said	Fault		5-5	+		6 GAY Darren	Continue
56	Attack	6 SAEID I Hashem	Success	+	1		Serve	6 GAY Darren	Continue
57	Serve	9 ABDELGADER SALEH SI	Fault				Block	1 BRAY Edward	Fault
							+		
58	Attack	2 SALIL Ali Said	Success	+	1		Serve	2 LEE Albert	Continue
59	Serve	6 SAEID I Hashem	Aces	+	2		T E A M		Fault
60							Dig	2 LEE Albert	Fault
61	Serve	6 SAEID I Hashem	Fault		1		+		
							Serve	1 BRAY Edward	Continue
62	Set	2 SALIL Ali Said	Fault				+		
							Serve	1 BRAY Edward	Continue
63	Block	10 ABUSETIN Mustafa	Success	+	1		Dig	4 PRICE Kevin	Fault
	Serve	2 SALIL Ali Said	Continue						
64	Dig	2 SALIL Ali Said	Fault				+	Block	4 PRICE Kevin
							Serve	4 PRICE Kevin	Success
65	Attack	10 ABUSETIN Mustafa	Fault				1		Continue
66				+			+	Serve	4 PRICE Kevin
								Fault	
67	Serve	10 ABUSETIN Mustafa	Continue				1	+	Block
		T E A M	Fault				+	Block	7 ROWORTH Brett
								Sub	8 SOBCZAK Greg
									3 WHITEMAN Mark
68	Attack	4 ELKELABE Zuhair M	Success	+			Serve	3 WHITEMAN Mark	Continue
	Serve	8 ALAGURI Salah	Continue				Dig	1 BRAY Edward	Fault
69				+	1			Attack	6 GAY Darren
								Fault	
70	Serve	8 ALAGURI Salah	Continue				+	Attack	7 ROWORTH Brett
	Dig	6 SAEID I Hashem	Fault					Serve	7 ROWORTH Brett
								Set	6 GAY Darren
71				+	1				Fault
	Serve	4 ELKELABE Zuhair M	Continue						
72	Attack	9 ABDELGADER SALEH SI	Success	+	2		Dig	6 GAY Darren	Fault
	Serve	4 ELKELABE Zuhair M	Continue						
73	Set	2 SALIL Ali Said	Fault		1		+		
	Sub	2 SALIL Ali Said	Out						
		7 M SUSAEEN Gama	In						
74	Attack	6 SAEID I Hashem	Fault				+	Serve	6 GAY Darren
									Continue
75	Attack	9 ABDELGADER SALEH SI	Success	+	1		Serve	6 GAY Darren	Continue
	Serve	9 ABDELGADER SALEH SI	Continue				Dig	7 ROWORTH Brett	Fault
76	Attack	6 SAEID I Hashem	Success	+	2			Dig	3 WHITEMAN Mark
	Serve	9 ABDELGADER SALEH SI	Continue						Fault
77	Dig	8 ALAGURI Salah	Fault				+	Attack	4 PRICE Kevin
								Sub	3 WHITEMAN Mark
									Out
									In
								Serve	2 LEE Albert
78	Attack	6 SAEID I Hashem	Success	+	2			T E A M	Continue
	Serve	6 SAEID I Hashem	Aces	+	3				Fault
79	Serve	6 SAEID I Hashem	Continue					Reception	2 LEE Albert
	Dig	9 ABDELGADER SALEH SI	Fault				+		Fault
80					2			Attack	4 PRICE Kevin
								Serve	1 BRAY Edward
81	Attack	8 ALAGURI Salah	Success	+	3			Dig	2 LEE Albert
									Fault
									T I M E O U T

**Legend:**

+ Point scored by team

Sub Substitution

Err/Inf Error/Infraction

**PROVISIONAL**

## SET 2

Rally	Libyan Arab Jamahiriya			Lead	Score	Lead	Australia		
82	Serve	7 M SUSAEN Gama	Continue						
	Block	8 ALAGURI Salah	Fault	2	19-17	+	Attack	7 ROWORTH Brett	Success
83				3	20-17		Serve	4 PRICE Kevin	Fault
	Sub	10 ABUSETIN Mustafa	Out						
		11 EMHEMED SALEM Salem	In						
84	Serve	11 EMHEMED SALEM Salem	Continue						
		T E A M	Fault	2	20-18	+	Attack	7 ROWORTH Brett	Success
85				3	21-18		Serve	8 SOBCZAK Greg	Fault
86	Serve	8 ALAGURI Salah	Continue						
	Attack	6 SAEID I Hashem	Fault	2	21-19	+	Block	7 ROWORTH Brett	Success
87				3	22-19		Serve	7 ROWORTH Brett	Continue
							Dig	11 NORTH Brant	Fault
88	Serve	4 ELKELABE Zuhair M	Continue						
	Attack	6 SAEID I Hashem	Success	4	23-19		Block	6 GAY Darren	Fault
89	Serve	4 ELKELABE Zuhair M	Continue						
	Block	9 ABDELGADER SALEH SI	Fault	3	23-20	+	Attack	1 BRAY Edward	Success
90	Set	8 ALAGURI Salah	Fault	2	23-21	+	Serve	6 GAY Darren	Continue
91	Attack	9 ABDELGADER SALEH SI	Fault	1	23-22	+	Serve	6 GAY Darren	Continue
92	Reception	11 EMHEMED SALEM Salem	Fault		23-23	+	Serve	6 GAY Darren	Continue
93	Set	9 ABDELGADER SALEH SI	Fault		23-24	1 +	Serve	6 GAY Darren	Continue
94		T E A M	Fault		23-25	2 +	Serve	6 GAY Darren	Continue
							Block	2 LEE Albert	Success

## SET 3

Rally	Libyan Arab Jamahiriya			Lead	Score	Lead	Australia		
95	Attack	4 ELKELABE Zuhair M	Fault		0-1	1 +	Serve	1 BRAY Edward	Continue
							Block	8 SOBCZAK Greg	Success
96				+	1-1		Serve	1 BRAY Edward	Continue
							Attack	7 ROWORTH Brett	Fault
97	Serve	10 ABUSETIN Mustafa	Continue						
	Block	4 ELKELABE Zuhair M	Success	1	2-1		Attack	7 ROWORTH Brett	Fault
98	Serve	10 ABUSETIN Mustafa	Aces	2	3-1				
99				2	3-1		Block	7 ROWORTH Brett	Fault
100	Serve	10 ABUSETIN Mustafa	Continue						
	Block	11 EMHEMED SALEM Salem	Fault	1	3-2	+	Serve	4 PRICE Kevin	Continue
101	Set	4 ELKELABE Zuhair M	Fault		3-3	+			
102	Attack	4 ELKELABE Zuhair M	Fault		3-4	1 +	Serve	4 PRICE Kevin	Continue
							Block	6 GAY Darren	Success
103	Dig	7 M SUSAEN Gama	Fault		3-5	2 +	Serve	4 PRICE Kevin	Continue
							Block	7 ROWORTH Brett	Success
104		T E A M	Fault		3-6	3 +	Serve	4 PRICE Kevin	Aces
105	Block	4 ELKELABE Zuhair M	Success	+	4-6	2	Serve	4 PRICE Kevin	Continue
	Serve	4 ELKELABE Zuhair M	Continue					T E A M	Fault
106	Attack	8 ALAGURI Salah	Success	+	5-6	1	Block	6 GAY Darren	Fault
107	Serve	4 ELKELABE Zuhair M	Continue						
	Attack	11 EMHEMED SALEM Salem	Success	+	6-6		Block	6 GAY Darren	Fault

**Legend:**

+ Point scored by team

Sub Substitution

Err/Inf Error/Infraction

**PROVISIONAL**



### SET 3

Rally		Libyan Arab Jamahiriya		Lead	Score	Lead	Australia		
108	Serve Attack	4 ELKELABE Zuhair M	Continue Fault		6-7	1 +			
109	Block	7 M SUSAEN Gama	Success	+	7-7		Serve Attack	8 SOBCZAK Greg 7 ROWORTH Brett	Continue Fault
110	Serve Block	8 ALAGURI Salah	Continue Fault		7-8	1 +	Attack	6 GAY Darren	Success
111	Dig	4 ELKELABE Zuhair M	Fault		7-9	2 +	Serve Attack	7 ROWORTH Brett 1 BRAY Edward	Continue Success
112				+	8-9	1	Serve Block	7 ROWORTH Brett 1 BRAY Edward	Continue Fault
113	Serve Set	11 EMHEMED SALEM Salem	Continue Fault		8-10	2 +			
114		6 SAEID I Hashem			8-10	2	Block	2 LEE Albert	Success
115	Attack	10 ABUSETIN Mustafa	Success	+	9-10	1	Serve	6 GAY Darren T E A M	Continue Fault
116	Serve Attack	7 M SUSAEN Gama	Continue		10-10		Dig	6 GAY Darren	Fault
117	Serve Attack	6 SAEID I Hashem	Success	+	11-10	1	Dig	8 SOBCZAK Greg	Fault
118	Serve	7 M SUSAEN Gama	Continue		12-10	2	Reception	6 GAY Darren	Fault
119	Serve	7 M SUSAEN Gama	Continue	+	13-10	3	Attack	4 PRICE Kevin	Fault
120	Serve Set	7 M SUSAEN Gama	Continue Fault		13-11	2			
121	Dig	6 SAEID I Hashem	Continue		13-12	1	Serve	2 LEE Albert	Continue
122		4 ELKELABE Zuhair M	Fault	+	14-12	2	Serve	2 LEE Albert	Fault
123	Serve Block	11 EMHEMED SALEM Salem	Fault		14-13	1	Attack	8 SOBCZAK Greg	Success
124	Attack	10 ABUSETIN Mustafa	Fault		14-14		Serve	1 BRAY Edward	Continue
125	Attack	4 ELKELABE Zuhair M	Success	+	15-14	1	Serve Dig	1 BRAY Edward 7 ROWORTH Brett	Continue Fault
126	Serve Attack	10 ABUSETIN Mustafa	Continue Fault		15-15				
127	Attack	8 ALAGURI Salah	Fault		15-16	1 +	Serve Block	4 PRICE Kevin 8 SOBCZAK Greg	Continue Success
128	Reception	6 SAEID I Hashem	Fault		15-17	2 +	Serve	4 PRICE Kevin	Aces
129				+	16-17	1	Serve	4 PRICE Kevin	Fault
130	Serve	4 ELKELABE Zuhair M	Aces	+	17-17		Reception	11 NORTH Brant	Fault
131	Serve Dig	4 ELKELABE Zuhair M	Continue Fault		17-18	1 +	Attack	6 GAY Darren	Success
132		4 ELKELABE Zuhair M		+	18-18		Serve	8 SOBCZAK Greg	Fault
133	Serve Dig	8 ALAGURI Salah	Continue Fault		18-19	1 +	Attack	7 ROWORTH Brett	Success
134	Dig	10 ABUSETIN Mustafa	Fault		18-20	2 +	Serve Attack	7 ROWORTH Brett 1 BRAY Edward	Continue Success
		T I M E O U T							
135	Attack	7 M SUSAEN Gama	Fault		18-20	1	Serve	7 ROWORTH Brett T E A M	Continue Fault
136	Serve Sub	6 SAEID I Hashem	Success	+	19-20	2			
		11 EMHEMED SALEM Salem	Fault		19-21				
		9 ABDELGADER SALEH SI	Out In				Sub	6 GAY Darren 3 WHITEMAN Mark	Out In
							Serve	3 WHITEMAN Mark	Continue

**Legend:**

+ Point scored by team

Sub Substitution

Err/Inf Error/Infraction

**PROVISIONAL**

### SET 3

Rally	Libyan Arab Jamahiriya			Lead	Score	Lead	Australia		
137				+	20-21	1	T E A M Fault		
138	Serve Block	7 M SUSAEN Gama 6 SAEID I Hashem	Continue Success	+	21-21		Dig	3 WHITEMAN Mark	Fault
							T I M E O U T		
139	Serve Dig	7 M SUSAEN Gama 4 ELKELABE Zuhair M	Continue Fault		21-22	1	+		
140				+	22-22		Serve Dig	2 LEE Albert 7 ROWORTH Brett	Continue Fault
141	Serve	6 SAEID I Hashem T E A M	Continue Fault		22-23	1	+	Attack	4 PRICE Kevin Success
	Sub	8 ALAGURI Salah 13 MANSUR Salem	Out In						
142	Attack	10 ABUSETIN Mustafa	Fault		22-24	2	+	Serve	1 BRAY Edward Continue
143	Attack	13 MANSUR Salem	Fault		22-25	3	+	Serve Attack	1 BRAY Edward 7 ROWORTH Brett Continue Success

### SET 4

Rally	Libyan Arab Jamahiriya			Lead	Score	Lead	Australia			
144	Serve	2 SALIL Ali Said	Continue	+	1	1-0		Dig	1 BRAY Edward Fault	
145	Serve Block	2 SALIL Ali Said 13 MANSUR Salem	Continue Fault			1-1	+	Attack	7 ROWORTH Brett Success	
146	Block	13 MANSUR Salem	Success	+	1	2-1		Serve Dig	4 PRICE Kevin 1 BRAY Edward Continue Fault	
147	Serve	9 ABDELGADER SALEH SI T E A M	Continue Fault			2-2	+	Attack	1 BRAY Edward Success	
148				+	1	3-2		Serve	8 SOBCZAK Greg Fault	
149	Serve	13 MANSUR Salem	Fault			3-3	+			
150				+	1	4-3		Serve Dig	7 ROWORTH Brett 7 ROWORTH Brett Continue Fault	
151	Serve Dig	7 M SUSAEN Gama 9 ABDELGADER SALEH SI	Continue Fault			4-4	+	Attack	1 BRAY Edward Success	
152				+	1	5-4		Serve	6 GAY Darren Fault	
153	Serve	10 ABUSETIN Mustafa	Continue	+	2	6-4		Attack	4 PRICE Kevin Fault	
154	Serve	10 ABUSETIN Mustafa	Continue	+	3	7-4		Attack	8 SOBCZAK Greg Fault	
155	Serve Attack	10 ABUSETIN Mustafa 9 ABDELGADER SALEH SI	Continue Success	+	4	8-4		Block	2 LEE Albert Fault	
156	Serve	10 ABUSETIN Mustafa	Continue	+	5	9-4		Attack	2 LEE Albert Fault	
157	Serve	10 ABUSETIN Mustafa	Continue	+	6	10-4		Attack	8 SOBCZAK Greg Fault	
								T I M E O U T		
158	Serve Attack	10 ABUSETIN Mustafa 2 SALIL Ali Said	Continue Success	+	7	11-4		Attack	2 LEE Albert Fault	
159	Serve Attack	10 ABUSETIN Mustafa 13 MANSUR Salem	Continue Fault		6	11-5	+	Block Serve	1 BRAY Edward 2 LEE Albert Success Continue	
160	Dig	6 SAEID I Hashem	Fault		5	11-6	+	Attack	1 BRAY Edward Success	
161				+	6	12-6		Serve	2 LEE Albert T E A M Continue Fault	
	Serve	6 SAEID I Hashem	Continue							

**Legend:**

+ Point scored by team

Sub Substitution

Err/Inf Error/Infraction

**PROVISIONAL**

## SET 4

Rally	Libyan Arab Jamahiriya			Lead	Score	Lead	Australia		
162	Dig	13 MANSUR Salem	Fault	5	12-7	+	Attack	8 SOBCZAK Greg	Success
163				6	13-7		Serve	1 BRAY Edward	Fault
164	Block	13 MANSUR Salem	Success	6	13-7				
165	Serve	2 SALIL Ali Said	Continue	5	13-8	+	Block	8 SOBCZAK Greg	Success
	Dig	7 M SUSAEN Gama	Fault	6	14-8		Serve	4 PRICE Kevin	Continue
166				6	14-8		Attack	8 SOBCZAK Greg	Fault
167	Serve	9 ABDELGADER SALEH SI	Continue	7	15-8		Dig	1 BRAY Edward	Fault
168	Attack	10 ABUSETIN Mustafa	Success	7	15-8	+			
169	Serve	9 ABDELGADER SALEH SI	Aces	8	16-8	+	T E A M		Fault
	Dig	6 SAEID I Hashem	Continue	7	16-9		Attack	7 ROWORTH Brett	Success
							Sub	8 SOBCZAK Greg	Out
170				8	17-9			3 WHITEMAN Mark	In
				8	17-9		Serve	3 WHITEMAN Mark	Fault
171	Serve	13 MANSUR Salem	Continue	7	17-10	+	Attack	7 ROWORTH Brett	Success
172	Dig	9 ABDELGADER SALEH SI	Fault	8	18-10	+	Serve	7 ROWORTH Brett	Fault
173	Serve	7 M SUSAEN Gama	Continue	9	19-10	+	Attack	1 BRAY Edward	Fault
									T I M E O U T
174	Serve	7 M SUSAEN Gama	Continue	10	20-10	+	Attack	7 ROWORTH Brett	Fault
175	Serve	7 M SUSAEN Gama	Continue	9	20-11	+	Attack	2 LEE Albert	Success
	Dig	10 ABUSETIN Mustafa	Fault	8	20-12	+	Serve	6 GAY Darren	Continue
176		T E A M	Fault	8	20-12	+			
177	Attack	6 SAEID I Hashem	Success	9	21-12	+	Serve	6 GAY Darren	Continue
	Serve	10 ABUSETIN Mustafa	Continue	10	22-12	+	Dig	7 ROWORTH Brett	Fault
178				10	22-12	+	Attack	2 LEE Albert	Fault
179	Serve	10 ABUSETIN Mustafa	Continue	11	23-12	+	Dig	7 ROWORTH Brett	Fault
	Attack	9 ABDELGADER SALEH SI	Success	10	23-13	+	Block	1 BRAY Edward	Success
180	Serve	10 ABUSETIN Mustafa	Continue				Sub	3 WHITEMAN Mark	Out
		T E A M	Fault					8 SOBCZAK Greg	In
181	Dig	6 SAEID I Hashem	Fault	9	23-14	+	Serve	2 LEE Albert	Continue
							Block	8 SOBCZAK Greg	Success
182	Dig	13 MANSUR Salem	Fault	8	23-15	+	Serve	2 LEE Albert	Continue
							Attack	8 SOBCZAK Greg	Success
183				7	23-16	+			Aces
184	Dig	10 ABUSETIN Mustafa	Fault	7	23-16	+	Serve	2 LEE Albert	Continue
185	Reception	7 M SUSAEN Gama	Fault	6	23-17	+	Serve	2 LEE Albert	Continue
186	Dig	9 ABDELGADER SALEH SI	Fault	5	23-18	+	Block	4 PRICE Kevin	Success
187	Dig	13 MANSUR Salem	Fault	4	23-19	+	Serve	2 LEE Albert	Continue
							Attack	8 SOBCZAK Greg	Success
188				5	24-19	+	Serve	2 LEE Albert	Continue
							Dig	7 ROWORTH Brett	Fault
189	Serve	6 SAEID I Hashem	Continue	6	25-19	+	Dig	4 PRICE Kevin	Fault
	Block	2 SALIL Ali Said	Success						

**Legend:**

+ Point scored by team

Sub Substitution

Err/Inf Error/Infraction

**PROVISIONAL**

## SET 5

Rally	Libyan Arab Jamahiriya			Lead	Score	Lead	Australia		
190	Serve	2 SALIL Ali Said T E A M	Continue Fault		0-1	1 +	Attack	8 SOBCZAK Greg	Success
191	Attack	4 ELKELABE Zuhair M	Success	+	1-1		Serve Block	10 PYNE Glenn 8 SOBCZAK Greg	Continue Fault
192	Serve	10 ABUSETIN Mustafa	Continue	+	2-1	1	Block	8 SOBCZAK Greg	Fault
193	Serve	10 ABUSETIN Mustafa T E A M	Continue Fault		2-2		+ Block Sub	7 ROWORTH Brett 8 SOBCZAK Greg 3 WHITEMAN Mark	Success Out In
194	Attack	13 MANSUR Salem	Success	+	3-2	1	Serve Dig	3 WHITEMAN Mark 1 BRAY Edward	Continue Fault
	Sub	13 MANSUR Salem 8 ALAGURI Salah	Out In						
195	Serve	8 ALAGURI Salah	Continue		3-3		+ Attack	7 ROWORTH Brett	Success
	Block	6 SAEID I Hashem	Fault				Serve	7 ROWORTH Brett	Continue
196	Dig	2 SALIL Ali Said	Fault		3-4	1 +	Attack	3 WHITEMAN Mark	Success
197				+	4-4		Serve	7 ROWORTH Brett	Fault
198	Serve	4 ELKELABE Zuhair M T E A M	Continue Fault		4-5	1 +	Block Sub	6 GAY Darren 10 PYNE Glenn 4 PRICE Kevin	Success Out In
199				+	5-5		Serve	6 GAY Darren	Fault
200	Serve	9 ABDELGADER SALEH SI T E A M	Continue Fault		5-6	1 +			
							Sub	3 WHITEMAN Mark 8 SOBCZAK Greg	Out In
201	Attack	2 SALIL Ali Said	Success	+	6-6		Serve Block	2 LEE Albert 4 PRICE Kevin	Continue Fault
202	Serve	6 SAEID I Hashem	Continue	+	7-6	1	Block	1 BRAY Edward	Fault
203	Serve	6 SAEID I Hashem	Continue		8-6	2	Attack	8 SOBCZAK Greg	Fault
	Block	2 SALIL Ali Said	Success	+					
204	Serve	6 SAEID I Hashem	Continue	+	9-6	3	Dig	7 ROWORTH Brett	Fault
								T I M E O U T	
205	Serve	6 SAEID I Hashem	Continue		9-7		+		
	Attack	9 ABDELGADER SALEH SI	Fault				Serve	1 BRAY Edward	Continue
206	Dig	6 SAEID I Hashem	Fault		9-8		+ Attack	8 SOBCZAK Greg	Success
207	Attack	2 SALIL Ali Said	Success	+	10-8		Serve	1 BRAY Edward	Continue
208	Serve	2 SALIL Ali Said	Aces	+	11-8		Dig	6 GAY Darren T E A M	Fault
209	Serve	2 SALIL Ali Said	Continue		11-9		+	Attack	4 PRICE Kevin
	Block	4 ELKELABE Zuhair M	Fault						Success
210				+	12-9		Serve	4 PRICE Kevin	Fault
211	Serve	10 ABUSETIN Mustafa T E A M	Continue Fault		12-10		+ Attack	6 GAY Darren	Success
							Serve	8 SOBCZAK Greg	Continue

**Legend:**

+ Point scored by team

Sub Substitution

Err/Inf Error/Infraction

**PROVISIONAL**



**SET 5**

Rally	Libyan Arab Jamahiriya					Lead	Score	Lead	Australia		
212	Attack	8 ALAGURI Salah	Success	+	3	13-10		Dig	6 GAY Darren	Fault	
								T I M E O U T			
213	Serve	8 ALAGURI Salah T E A M	Continue Fault		2	13-11	+	Attack	2 LEE Albert	Success	
214		T E A M	Fault		1	13-12	+	Serve	7 ROWORTH Brett	Aces	
		T I M E O U T									
215	Block	4 ELKELABE Zuhair M	Success	+	2	14-12		Serve	7 ROWORTH Brett T E A M	Continue Fault	
216	Serve	4 ELKELABE Zuhair M	Continue		3	15-12		Attack	1 BRAY Edward	Fault	

Volleyball - Sitting

Volleyball - Sitting

Volleyball - Sitting

Volleyball - Sitting

Volleyball - Sitting

Volleyball - Sitting

**Legend:**

+ Point scored by team

Sub Substitution

Err/Inf Error/Infraction

**PROVISIONAL**

PRNVS00000035.00073 00102014:44V010

Match No: 2  
Start Time: 12:00

LBA vs AUS  
3 vs 2

Spectators: 2520

Team	Sets	1	2	3	4	5	Total
LBA	3	25	23	22	25	15	110
AUS	2	18	25	25	19	12	99
	Minutes	24	26	24	22	16	112

Referees: PLESNIK Janko (SLO) & FUCHS Elisabeth (AUT)

LBA - Libyan Arab Jamahiriya							AUS - Australia								
No	Name	1	2	3	4	5	Pts	No	Name	1	2	3	4	5	Pts
2	SALIL Ali Said	■	■		■	■	8	1	BRAY Edward	□	■	■	■	■	10
3	ALMEDNENE Mousbah A M							2	LEE Albert	■	■	■	■	■	8
4	ELKELABE Zuhair M	■	■	■		■	10	3	WHITEMAN Mark	■	□	□	□	□	1
5	ELGHASHIR Abulgasem							4	PRICE Kevin	□	□	■	■	□	9
6	SAEID I Hashem	■	■	■	■	■	12	5	CROFT Paul						
7	M SUSAEN Gama		□	■	■		1	6	GAY Darren	■	■	■	■	■	7
8	ALAGURI Salah	■	■	■			5	7	ROWORTH Brett	■	■	■	■	■	18
9	ABDELGADER SALEH Saleh Ibrahim	■	■	□	■	■	5	8	SOBCZAK Greg	■	■	■	■	■	12
10	ABUSETIN Mustafa	■	■	■	■	■	5	9	THOMPSON Bruce						
11	EMHEMED SALEM Salem	□	□	■			2	10	PYNE Glenn	■	■			■	
12	ZAITUNI Abdulhakim H							11	L NORTH Brant	L	L	L	L	L	
13	MANSUR Salem			□	■	■	3								
<b>Head Coach:</b> NOUH Ramdans							<b>Head Coach:</b> WEIPING Tu								
<b>Assistant:</b> ABDUSSALAM Mohamad							<b>Assistant:</b> GLENN Stewart								

## TEAM AND PLAYER PERFORMANCES

Won	Total Atts	No	Name	Scoring Skills	Won	Total Atts	No	Name	
31	103	Total Team		Attack	39	148	Total Team		
7	24	6	SAEID I Hashem		12	30	7	ROWORTH Brett	
5	12	2	SALIL Ali Said		7	29	8	SOBCZAK Greg	
5	10	4	ELKELABE Zuhair M		6	30	1	BRAY Edward	
10	39	Total Team		Block	21	52	Total Team		
3	7	4	ELKELABE Zuhair M		5	7	7	ROWORTH Brett	
2	7	2	SALIL Ali Said		5	11	8	SOBCZAK Greg	
2	5	13	MANSUR Salem		4	9	1	BRAY Edward	
10	108	Total Team		Serve	5	99	Total Team		
4	18	6	SAEID I Hashem		2	18	2	LEE Albert	
2	16	4	ELKELABE Zuhair M		2	14	4	PRICE Kevin	
1	12	2	SALIL Ali Said		1	17	7	ROWORTH Brett	
59		Total Team		Opp Error	34		Total Team		
110	250	Total Team			Total	99	299	Total Team	
12	12	6	SAEID I Hashem		Best Scorer	18	18	7	ROWORTH Brett

Jury President:

Signature:

### Legend:

■ Starting line-up      □ Substitute      nn Team Captain      □ Substitution libero  
 Pts Points scored      L Libero Player      Opp Opponent      Atts Attempts

PRNVS00000036.00083 00102014:53V010




Match No 2  
Start Time: 12:00


**LBA vs AUS**  
**3 2**


Spectators: 2520

Team	Sets	1	2	3	4	5	Total
LBA	3	25	23	22	25	15	110
AUS	2	18	25	25	19	12	99
	Minutes	24	26	24	22	16	112

## LBA · Libyan Arab Jamahiriya

Scoring Attackers		Rk	No	Name	Succ	Faults	Cont	Total	Succ %
		1	8	ALAGURI Salah	5	3	8	16	31.25
		2	6	SAEID I Hashem	7	3	14	24	29.17
		3	9	ABDELGADER SALEH Saleh Ibrahim	4	2	10	16	25.00
		10		ABUSETIN Mustafa	3	3	6	12	
		2		SALIL Ali Said	5	3	4	12	
		4		ELKELABE Zuhair M	5	2	3	10	
		7		M SUSAEN Gama	-	-	5	5	
		11		EMHEMED SALEM Salem	1	1	2	4	
		13		MANSUR Salem	1	2	1	4	
		3		ALMEDNENE Mousbah A M	-	-	-	-	
		5		ELGHASHIR Abulgasem	-	-	-	-	
		12		ZAITUNI Abdulhakim H	-	-	-	-	
Limit 15.00%		Total Team			31	19	53	103	30.10

Scoring Blockers		Rk	No	Name	Succ	Faults	Cont	Total	Avg
		1	4	ELKELABE Zuhair M	3	2	2	7	0.60
		2	2	SALIL Ali Said	2	-	5	7	0.40
		13		MANSUR Salem	2	1	2	5	0.40
		4	6	SAEID I Hashem	1	2	4	7	0.20
		10		ABUSETIN Mustafa	1	-	2	3	0.20
		7		M SUSAEN Gama	1	-	-	1	0.20
		7	8	ALAGURI Salah	-	3	1	4	0.00
		11		EMHEMED SALEM Salem	-	1	3	4	0.00
		9		ABDELGADER SALEH Saleh Ibrahim	-	1	-	1	0.00
		3		ALMEDNENE Mousbah A M	-	-	-	-	
		5		ELGHASHIR Abulgasem	-	-	-	-	
		12		ZAITUNI Abdulhakim H	-	-	-	-	
	Total Team			10	10	19	39	2.00	

Scoring Servers		Rk	No	Name	Succ	Faults	Cont	Total	Avg
		1	6	SAEID I Hashem	4	1	13	18	0.80
		2	4	ELKELABE Zuhair M	2	-	14	16	0.40
		3	10	ABUSETIN Mustafa	1	2	19	22	0.20
		2		SALIL Ali Said	1	-	11	12	0.20
		9		ABDELGADER SALEH Saleh Ibrahim	1	1	8	10	0.20
		11		EMHEMED SALEM Salem	1	1	3	5	0.20
		7	7	M SUSAEN Gama	-	-	12	12	0.00
		8		ALAGURI Salah	-	1	10	11	0.00
		13		MANSUR Salem	-	1	1	2	0.00
		3		ALMEDNENE Mousbah A M	-	-	-	-	
		5		ELGHASHIR Abulgasem	-	-	-	-	
		12		ZAITUNI Abdulhakim H	-	-	-	-	
	Total Team			10	7	91	108	2.00	

Team	Opponent Errors & Team Faults	59	19
------	-------------------------------	----	----

Legend:									
Rk	Rank	Succ	Successes	Cont	Continues	Succ %	Success %	Avg	Average per set


Match No 2  
Start Time: 12:00


**LBA vs AUS**  
**3 2**


Spectators: 2520

Team	Sets	1	2	3	4	5	Total
LBA	3	25	23	22	25	15	110
AUS	2	18	25	25	19	12	99
	Minutes	24	26	24	22	16	112

## LBA · Libyan Arab Jamahiriya

Non-Scoring Diggers		Rk	No	Name	Exc	Faults	Cont	Total	Avg
		1	4	ELKELABE Zuhair M	5	6	11	22	1.00
		2	8	ALAGURI Salah	4	3	11	18	0.80
		3	10	ABUSETIN Mustafa	2	5	22	29	0.40
			9	ABDELGADER SALEH Saleh Ibrahim	2	4	19	25	0.40
		5	2	SALIL Ali Said	1	2	12	15	0.20
			13	MANSUR Salem	1	3	9	13	0.20
		7	7	M SUSAEN Gama	-	3	12	15	0.00
			6	SAEID I Hashem	-	6	9	15	0.00
			11	EMHEMED SALEM Salem	-	1	2	3	0.00
			3	ALMEDNENE Mousbah A M	-	-	-	-	-
			5	ELGHASHIR Abulgasem	-	-	-	-	-
			12	ZAITUNI Abdulhakim H	-	-	-	-	-
Total Team					15	33	107	155	3.00

Non-Scoring Setters		Rk	No	Name	Exc	Faults	Cont	Total	Avg
		1	6	SAEID I Hashem	4	2	13	19	0.80
		2	7	M SUSAEN Gama	3	-	4	7	0.60
		3	9	ABDELGADER SALEH Saleh Ibrahim	2	1	9	12	0.40
			10	ABUSETIN Mustafa	2	-	8	10	0.40
			8	ALAGURI Salah	2	1	1	4	0.40
		6	4	ELKELABE Zuhair M	1	2	14	17	0.20
			2	SALIL Ali Said	1	2	4	7	0.20
			13	MANSUR Salem	1	-	1	2	0.20
		9	11	EMHEMED SALEM Salem	-	-	4	4	0.00
			3	ALMEDNENE Mousbah A M	-	-	-	-	-
			5	ELGHASHIR Abulgasem	-	-	-	-	-
			12	ZAITUNI Abdulhakim H	-	-	-	-	-
Total Team					16	8	58	82	3.20

Non-Scoring Receivers		Rk	No	Name	Exc	Faults	Cont	Total	Eff %
			8	ALAGURI Salah	12	-	3	15	
			9	ABDELGADER SALEH Saleh Ibrahim	10	-	3	13	
			7	M SUSAEN Gama	8	1	3	12	
			6	SAEID I Hashem	5	1	1	7	
			4	ELKELABE Zuhair M	4	-	1	5	
			10	ABUSETIN Mustafa	1	-	3	4	
			11	EMHEMED SALEM Salem	1	1	2	4	
			2	SALIL Ali Said	3	-	1	4	
			13	MANSUR Salem	1	-	2	3	
			3	ALMEDNENE Mousbah A M	-	-	-	-	
			5	ELGHASHIR Abulgasem	-	-	-	-	
			12	ZAITUNI Abdulhakim H	-	-	-	-	
Total Team					45	3	19	67	62.69

Limit

25.00%

Legend:									
Rk	Rank	Exc	Excellent	Cont	Continues	Eff %	Efficiency %	Avg	Average per set


Match No 2  
Start Time: 12:00


LBA vs AUS  
3 2


Spectators: 2520

Team	Sets	1	2	3	4	5	Total
LBA	3	25	23	22	25	15	110
AUS	2	18	25	25	19	12	99
	Minutes	24	26	24	22	16	112

## AUS - Australia

Scoring Attackers		Rk	No	Name	Succ	Faults	Cont	Total	Succ %	
	1	7	ROWORTH Brett	12	5	13	30	40.00		
	2	8	SOBCZAK Greg	7	4	18	29	24.14		
	3	1	BRAY Edward	6	3	21	30	20.00		
	4		PRICE Kevin	5	3	12	20			
	6		GAY Darren	5	1	13	19			
	2		LEE Albert	3	4	9	16			
	10		PYNE Glenn	-	1	1	2			
	3		WHITEMAN Mark	1	-	1	2			
	5		CROFT Paul	-	-	-	-			
	11		NORTH Brant	-	-	-	-			
	9		THOMPSON Bruce	-	-	-	-			
Limit 15.00%				Total Team		39	21	88	148	26.35

Scoring Blockers		Rk	No	Name	Succ	Faults	Cont	Total	Avg
	1	8	SOBCZAK Greg	5	2	4	11	1.00	
		7	ROWORTH Brett	5	2	-	7	1.00	
	3	1	BRAY Edward	4	3	2	9	0.80	
	4	2	LEE Albert	3	1	5	9	0.60	
	5	4	PRICE Kevin	2	1	6	9	0.40	
	6		GAY Darren	2	3	1	6	0.40	
	7	10	PYNE Glenn	-	1	-	1	0.00	
	5		CROFT Paul	-	-	-	-		
	11		NORTH Brant	-	-	-	-		
	9		THOMPSON Bruce	-	-	-	-		
3		WHITEMAN Mark	-	-	-	-			
Total Team				21	13	18	52	4.20	

Scoring Servers		Rk	No	Name	Succ	Faults	Cont	Total	Avg
	1	2	LEE Albert	2	1	15	18	0.40	
		4	PRICE Kevin	2	4	8	14	0.40	
	3	7	ROWORTH Brett	1	4	12	17	0.20	
	4	6	GAY Darren	-	4	13	17	0.00	
		1	BRAY Edward	-	3	12	15	0.00	
		8	SOBCZAK Greg	-	6	2	8	0.00	
	10		PYNE Glenn	-	2	3	5	0.00	
	3		WHITEMAN Mark	-	1	4	5	0.00	
	5		CROFT Paul	-	-	-	-		
	11		NORTH Brant	-	-	-	-		
	9		THOMPSON Bruce	-	-	-	-		
Total Team				5	25	69	99	1.00	

Team	Opponent Errors & Team Faults	34	14
------	-------------------------------	----	----

Legend:									
Rk	Rank	Succ	Successes	Cont	Continues	Succ %	Success %	Avg	Average per set


Match No 2  
Start Time: 12:00


LBA vs AUS  
3 2


Spectators: 2520

Team	Sets	1	2	3	4	5	Total
LBA	3	25	23	22	25	15	110
AUS	2	18	25	25	19	12	99
	Minutes	24	26	24	22	16	112

## AUS - Australia

Non-Scoring Diggers		Rk	No	Name	Exc	Faults	Cont	Total	Avg
	1	7	ROWORTH Brett	16	10	8	34	3.20	
	2	3	WHITEMAN Mark	8	2	3	13	1.60	
		11	NORTH Brant	8	2	1	11	1.60	
	4	6	GAY Darren	6	4	14	24	1.20	
		2	LEE Albert	6	2	2	10	1.20	
	6	8	SOBCZAK Greg	5	1	6	12	1.00	
	7	1	BRAY Edward	4	6	8	18	0.80	
	8	4	PRICE Kevin	1	2	1	4	0.20	
	9	10	PYNE Glenn	-	-	1	1	0.00	
		5	CROFT Paul	-	-	-	-	-	-
	9	THOMPSON Bruce	-	-	-	-	-	-	
Total Team				54	29	44	127	10.80	

Non-Scoring Setters		Rk	No	Name	Exc	Faults	Cont	Total	Avg
	1	6	GAY Darren	6	1	20	27	1.20	
	2	1	BRAY Edward	4	-	10	14	0.80	
		8	SOBCZAK Greg	4	1	7	12	0.80	
	4	7	ROWORTH Brett	3	-	6	9	0.60	
	5	2	LEE Albert	2	1	24	27	0.40	
		4	PRICE Kevin	2	-	10	12	0.40	
	7	10	PYNE Glenn	1	-	4	5	0.20	
	8	11	NORTH Brant	-	-	1	1	0.00	
		5	CROFT Paul	-	-	-	-	-	
		9	THOMPSON Bruce	-	-	-	-	-	
	3	WHITEMAN Mark	-	-	-	-	-		
Total Team				22	3	82	107	4.40	

Non-Scoring Receivers		Rk	No	Name	Exc	Faults	Cont	Total	Eff %
	1	7	ROWORTH Brett	14	1	7	22	59.09	
		11	NORTH Brant	11	1	3	15		
	2		LEE Albert	7	1	5	13		
		1	BRAY Edward	8	-	4	12		
	6		GAY Darren	5	2	4	11		
	8		SOBCZAK Greg	7	-	1	8		
	3		WHITEMAN Mark	2	-	4	6		
	5		CROFT Paul	-	-	-	-		
	4		PRICE Kevin	-	-	-	-		
	10		PYNE Glenn	-	-	-	-		
	9	THOMPSON Bruce	-	-	-	-			
Total Team				54	5	28	87	56.32	

Limit

25.00%

Legend:									
Rk	Rank	Exc	Excellent	Cont	Continues	Eff %	Efficiency %	Avg	Average per set

PRNVS00000037.00073 00102014:53V01U

FRI 20 OCT 2000

P2

PAVILION 3

Match No: 3  
Start Time: 13:30

USA vs HUN  
0 1

Spectators:

Team	Sets	1	2	3	4	5	Total
USA	0	16	0				16
HUN	1	25	0				25
	Minutes	17					17

Referees: SOEDERHOLM Seppo (FIN) & DAVISON Andrew (AUS)

USA - United States of America								HUN - Hungary							
No	Name	1	2	3	4	5	Pts	No	Name	1	2	3	4	5	Pts
1	HAMIDO Essameldin Ragab	■					2	1	LOCSEI Sandor	■					1
2	GLOWACKI Matthew							2	SZIGEDI Laszlo						
3	LEASE Curtis							3	SZABO Laszlo	■					4
4	LANGE Tracey Joseph	■					1	4	GAL Janos	□					
5	COPPENS Matthew							5	PERES Janos						
6	TERPENNING James							6	KEKECS Miklos	■					2
7	SMITH Kurt						1	7	DOMOKOS Andras	■					2
8	JOHNSON Bradley	□					2	8	STIRCZER Jozsef						
9	L DUGAN Jim	L						9	L KOVACS Laszlo	L					
10	MORAN Paul	■					1	10	SZECSENYI Lajos	■					
11	DEMBY William	■					2	14	MANYAK Attila						
14	KESLER Jim	■						15	MAKAROVSKI Sandor	■					3
<b>Head Coach:</b> HULETT Michael								<b>Head Coach:</b> BALOGH Istvan							
<b>Assistant:</b> COLLINS Dixie Reese								<b>Assistant:</b>							

### TEAM AND PLAYER PERFORMANCES

Won	Total Atts	No	Name	Scoring Skills	Won	Total Atts	No	Name
4	22	Total Team		Attack	7	22	Total Team	
2	7	1	HAMIDO Essameldin Ragab		3	8	3	SZABO Laszlo
1	2	8	JOHNSON Bradley		2	6	15	MAKAROVSKI Sandor
1	2	10	MORAN Paul		1	3	1	LOCSEI Sandor
3	17	Total Team		Block	1	5	Total Team	
2	3	11	DEMBY William		1	3	15	MAKAROVSKI Sandor
1	3	8	JOHNSON Bradley	Serve	4	25	Total Team	
2	16	Total Team			2	5	7	DOMOKOS Andras
1	3	4	LANGE Tracey Joseph		1	6	3	SZABO Laszlo
1	5	7	SMITH Kurt		1	7	6	KEKECS Miklos
7		Total Team		Opp Error	13		Total Team	
16	55	Total Team		Total	25	52	Total Team	
2	2	1	HAMIDO Essameldin Ragab	Best Scorer	4	4	3	SZABO Laszlo

Jury President:

Signature:

**Legend:**

■ Starting line-up      □ Substitute      nn Team Captain      L Substitute libero  
 Pts Points scored      L Libero Player      Opp Opponent      Atts Attempts

PROVISIONAL

PRNVS00000038.00083 00102014:53V01U


Match No 3  
Start Time: 13:30


USA vs HUN  
0 1


Spectators:

Team	Sets	1	2	3	4	5	Total
USA	0	16	0				16
HUN	1	25	0				25
	Minutes	17					17

## USA - United States of America

Scoring Attackers		Rk	No	Name	Succ	Faults	Cont	Total	Succ %
		1	1	HAMIDO Essameldin Ragab	2	4	1	7	28.57
			11	DEMBY William	-	2	3	5	
			14	KESLER Jim	-	-	3	3	
			4	LANGE Tracey Joseph	-	-	3	3	
			8	JOHNSON Bradley	1	1	-	2	
			10	MORAN Paul	1	1	-	2	
			5	COPPENS Matthew	-	-	-	-	
			9	DUGAN Jim	-	-	-	-	
			2	GLOWACKI Matthew	-	-	-	-	
			3	LEASE Curtis	-	-	-	-	
			7	SMITH Kurt	-	-	-	-	
			6	TERPENNING James	-	-	-	-	
	Limit 15.00%	Total Team				4	8	10	22

Scoring Blockers		Rk	No	Name	Succ	Faults	Cont	Total	Avg
		1	11	DEMBY William	2	-	1	3	2.00
		2	8	JOHNSON Bradley	1	1	1	3	1.00
		3	14	KESLER Jim	-	3	3	6	0.00
			4	LANGE Tracey Joseph	-	-	3	3	0.00
			1	HAMIDO Essameldin Ragab	-	-	1	1	0.00
			7	SMITH Kurt	-	1	-	1	0.00
			5	COPPENS Matthew	-	-	-	-	
			9	DUGAN Jim	-	-	-	-	
			2	GLOWACKI Matthew	-	-	-	-	
			3	LEASE Curtis	-	-	-	-	
			10	MORAN Paul	-	-	-	-	
		6	TERPENNING James	-	-	-	-		
Total Team					3	5	9	17	3.00

Scoring Servers		Rk	No	Name	Succ	Faults	Cont	Total	Avg
		1	7	SMITH Kurt	1	-	4	5	1.00
			4	LANGE Tracey Joseph	1	-	2	3	1.00
		3	1	HAMIDO Essameldin Ragab	-	-	3	3	0.00
			11	DEMBY William	-	-	2	2	0.00
			10	MORAN Paul	-	-	2	2	0.00
			14	KESLER Jim	-	1	-	1	0.00
			5	COPPENS Matthew	-	-	-	-	
			9	DUGAN Jim	-	-	-	-	
			2	GLOWACKI Matthew	-	-	-	-	
			8	JOHNSON Bradley	-	-	-	-	
			3	LEASE Curtis	-	-	-	-	
			6	TERPENNING James	-	-	-	-	
	Total Team					2	1	13	16

Team	Opponent Errors & Team Faults	7
------	-------------------------------	---

Legend:									
Rk	Rank	Succ	Successes	Cont	Continues	Succ %	Success %	Avg	Average per set

PROVISIONAL



Match No 3  
Start Time: 13:30

USA vs HUN  
0 1

Spectators:

Team	Sets	1	2	3	4	5	Total
USA	0	16	0				16
HUN	1	25	0				25
	Minutes	17					17

## USA - United States of America

Non-Scoring Diggers		Rk	No	Name	Exc	Faults	Cont	Total	Avg	
	1	1	HAMIDO Essameldin Ragab	1	1	5	7	1.00		
	2	4	LANGE Tracey Joseph	-	4	3	7	0.00		
		10	MORAN Paul	-	2	2	4	0.00		
		11	DEMBY William	-	-	2	2	0.00		
		7	SMITH Kurt	-	-	1	1	0.00		
		5	COPPENS Matthew	-	-	-	-			
		9	DUGAN Jim	-	-	-	-			
		2	GLOWACKI Matthew	-	-	-	-			
		8	JOHNSON Bradley	-	-	-	-			
		14	KESLER Jim	-	-	-	-			
		3	LEASE Curtis	-	-	-	-			
		6	TERPENNING James	-	-	-	-			
	Total Team					1	7	13	21	1.00

Non-Scoring Setters		Rk	No	Name	Exc	Faults	Cont	Total	Avg
	1	10	MORAN Paul	1	-	1	2	1.00	
	2	11	DEMBY William	-	1	3	4	0.00	
		14	KESLER Jim	-	-	3	3	0.00	
		1	HAMIDO Essameldin Ragab	-	1	1	2	0.00	
		4	LANGE Tracey Joseph	-	-	2	2	0.00	
		7	SMITH Kurt	-	-	2	2	0.00	
		8	JOHNSON Bradley	-	-	1	1	0.00	
		5	COPPENS Matthew	-	-	-	-		
		9	DUGAN Jim	-	-	-	-		
		2	GLOWACKI Matthew	-	-	-	-		
		3	LEASE Curtis	-	-	-	-		
		6	TERPENNING James	-	-	-	-		
	Total Team					1	2	13	16

Non-Scoring Receivers		Rk	No	Name	Exc	Faults	Cont	Total	Eff %
	1	4	LANGE Tracey Joseph	7	1	-	8	75.00	
	2	10	MORAN Paul	4	1	-	5	60.00	
		9	DUGAN Jim	2	-	1	3		
		1	HAMIDO Essameldin Ragab	1	-	-	1		
		14	KESLER Jim	1	-	-	1		
		5	COPPENS Matthew	-	-	-	-		
		11	DEMBY William	-	-	-	-		
		2	GLOWACKI Matthew	-	-	-	-		
		8	JOHNSON Bradley	-	-	-	-		
		3	LEASE Curtis	-	-	-	-		
		7	SMITH Kurt	-	-	-	-		
		6	TERPENNING James	-	-	-	-		
	Total Team					15	2	1	18

Limit

25.00%

Legend: Rk Rank Exc Excellent Cont Continues Eff % Efficiency % Avg Average per set

PROVISIONAL



Match No 3  
Start Time: 13:30

USA vs HUN  
0 1


Spectators:

Team	Sets	1	2	3	4	5	Total
USA	0	16	0				16
HUN	1	25	0				25
	Minutes	17					17

## HUN · Hungary

Scoring Attackers		Rk	No	Name	Succ	Faults	Cont	Total	Succ %
		1	3	SZABO Laszlo	3	-	5	8	37.50
		2	15	MAKAROVSZKI Sandor	2	2	2	6	33.33
			6	KEKECS Miklos	1	-	2	3	
			1	LOCSEI Sandor	1	2	-	3	
			7	DOMOKOS Andras	-	-	1	1	
			10	SZECSENYI Lajos	-	1	-	1	
			4	GAL Janos	-	-	-	-	
			9	KOVACS Laszlo	-	-	-	-	
			14	MANYAK Attila	-	-	-	-	
			5	PERES Janos	-	-	-	-	
			8	STIRCZER Jozsef	-	-	-	-	
			2	SZIGEDI Laszlo	-	-	-	-	
	Limit 15.00%		Total Team			7	5	10	22

Scoring Blockers		Rk	No	Name	Succ	Faults	Cont	Total	Avg
		1	15	MAKAROVSZKI Sandor	1	-	2	3	1.00
		2	6	KEKECS Miklos	-	1	1	2	0.00
			7	DOMOKOS Andras	-	-	-	-	
			4	GAL Janos	-	-	-	-	
			9	KOVACS Laszlo	-	-	-	-	
			1	LOCSEI Sandor	-	-	-	-	
			14	MANYAK Attila	-	-	-	-	
			5	PERES Janos	-	-	-	-	
			8	STIRCZER Jozsef	-	-	-	-	
			3	SZABO Laszlo	-	-	-	-	
			10	SZECSENYI Lajos	-	-	-	-	
		2	SZIGEDI Laszlo	-	-	-	-		
	Total Team			1	1	3	5	1.00	

Scoring Servers		Rk	No	Name	Succ	Faults	Cont	Total	Avg
		1	7	DOMOKOS Andras	2	1	2	5	2.00
		2	6	KEKECS Miklos	1	2	4	7	1.00
			3	SZABO Laszlo	1	-	5	6	1.00
		4	1	LOCSEI Sandor	-	-	4	4	0.00
			15	MAKAROVSZKI Sandor	-	-	2	2	0.00
			10	SZECSENYI Lajos	-	-	1	1	0.00
			4	GAL Janos	-	-	-	-	
			9	KOVACS Laszlo	-	-	-	-	
			14	MANYAK Attila	-	-	-	-	
			5	PERES Janos	-	-	-	-	
			8	STIRCZER Jozsef	-	-	-	-	
			2	SZIGEDI Laszlo	-	-	-	-	
		Total Team			4	3	18	25	4.00

Team	Opponent Errors & Team Faults	13	2
------	-------------------------------	----	---

Legend:									
Rk	Rank	Succ	Successes	Cont	Continues	Succ %	Success %	Avg	Average per set

PROVISIONAL

Match No 3  
Start Time: 13:30

USA vs HUN  
0 1

Spectators:

Team	Sets	1	2	3	4	5	Total
USA	0	16	0				16
HUN	1	25	0				25
	Minutes	17					17

## HUN · Hungary

Non-Scoring Diggers		Rk	No	Name	Exc	Faults	Cont	Total	Avg
		1	1	LOCSEI Sandor	4	2	3	9	4.00
		2	6	KEKECS Miklos	1	-	2	3	1.00
			9	KOVACS Laszlo	1	-	2	3	1.00
			7	DOMOKOS Andras	1	-	-	1	1.00
		5	15	MAKAROVSKI Sandor	-	1	1	2	0.00
			4	GAL Janos	-	-	-	-	
			14	MANYAK Attila	-	-	-	-	
			5	PERES Janos	-	-	-	-	
			8	STIRCZER Jozsef	-	-	-	-	
			3	SZABO Laszlo	-	-	-	-	
			10	SZECSENYI Lajos	-	-	-	-	
			2	SZIGEDI Laszlo	-	-	-	-	
	Total Team					7	3	8	18

Non-Scoring Setters		Rk	No	Name	Exc	Faults	Cont	Total	Avg
		1	7	DOMOKOS Andras	3	-	5	8	3.00
		2	4	GAL Janos	2	-	-	2	2.00
		3	10	SZECSENYI Lajos	1	-	1	2	1.00
		4	6	KEKECS Miklos	-	-	1	1	0.00
			9	KOVACS Laszlo	-	-	1	1	0.00
			1	LOCSEI Sandor	-	-	1	1	0.00
			15	MAKAROVSKI Sandor	-	-	1	1	0.00
			14	MANYAK Attila	-	-	-	-	
			5	PERES Janos	-	-	-	-	
			8	STIRCZER Jozsef	-	-	-	-	
			3	SZABO Laszlo	-	-	-	-	
			2	SZIGEDI Laszlo	-	-	-	-	
	Total Team					6	-	10	16

Non-Scoring Receivers		Rk	No	Name	Exc	Faults	Cont	Total	Eff %
		1	6	KEKECS Miklos	5	-	-	5	100.0
			9	KOVACS Laszlo	2	1	-	3	
			1	LOCSEI Sandor	2	1	-	3	
			3	SZABO Laszlo	2	-	-	2	
			7	DOMOKOS Andras	-	-	-	-	
			4	GAL Janos	-	-	-	-	
			15	MAKAROVSKI Sandor	-	-	-	-	
			14	MANYAK Attila	-	-	-	-	
			5	PERES Janos	-	-	-	-	
			8	STIRCZER Jozsef	-	-	-	-	
			10	SZECSENYI Lajos	-	-	-	-	
			2	SZIGEDI Laszlo	-	-	-	-	
	Total Team					11	2	-	13

Limit

25.00%

Legend:

Rk Rank Exc Excellent Cont Continues Eff % Efficiency % Avg Average per set

PROVISIONAL

PRNVS00000039.00076A 00102314:33V010



P4

PAVILION 3

Preliminaries B				Points per Set					Total Points	Minutes	Spectators
Match	Date	Teams	Sets	1	2	3	4	5			
2	20 Oct 2000	LBA vs AUS	3-2	25-18	23-25	22-25	25-19	15-12	110-99	112	2520
4	20 Oct 2000	EGY vs KOR	3-0	25-18	25-9	25-14			75-41	53	2113
6	20 Oct 2000	BIH vs FIN	3-1	25-18	25-22	21-25	25-14		96-79	77	900
7	21 Oct 2000	EGY vs LBA	3-0	25-9	25-12	25-9			75-30	48	1125
9	21 Oct 2000	BIH vs AUS	3-0	25-6	25-7	25-17			75-30	49	2475
11	21 Oct 2000	FIN vs KOR	3-0	25-16	25-14	25-17			75-47	49	1035
14	22 Oct 2000	KOR vs LBA	3-1	25-16	18-25	25-14	25-17		93-72	83	2235
16	22 Oct 2000	BIH vs EGY	0-3	20-25	21-25	22-25			63-75	69	1540
18	22 Oct 2000	FIN vs AUS	3-0	25-9	25-12	25-9			75-30	47	1600
<b>Latest Matches</b>											
19	23 Oct 2000	KOR vs BIH	0-3	9-25	8-25	14-25			31-75	47	3428
21	23 Oct 2000	FIN vs LBA	3-0	25-7	25-9	25-4			75-20	43	3500

Volleyball - Sitting

Volleyball - Sitting

Volleyball - Sitting

Volleyball - Sitting

Volleyball - Sitting

Volleyball - Sitting

Preliminaries B											
Rank	NPC Code	Matches				Sets			Points		
		Pts	Total	Won	Lost	Won	Lost	Ratio	Won	Lost	Ratio
1	FIN	7	4	3	1	10	3	3.33	304	193	1.58
2	BIH	7	4	3	1	9	4	2.25	309	215	1.44
3	EGY	6	3	3	0	9	0	Max	225	134	1.68
4	LBA	5	4	1	3	4	11	0.36	232	342	0.68
5	KOR	5	4	1	3	3	10	0.30	212	297	0.71
6	AUS	3	3	0	3	2	9	0.22	159	260	0.61

Legend:  
Pts Standings Points

PRNVS0000003A.00051 00102015:07V01U



Match No: 5  
Start Time: 17:30

GER vs JPN

First Referee: HELAC Senad (BIH)  
Second Referee: FELDSHTEYN Viktor (UKR)

## Germany (GER)

No.	Name	Medical Class	Date of Birth	Tournament Totals				
				Attack	Block	Serve	Total	%
1	SCHIFFLER Alexander	E	20 JAN 1982					
2	STETTNER Ferenc	E	14 MAY 1958					
3	RENGER Thomas	E	19 AUG 1972					
5	HAUSSIG Uwe	E	4 MAR 1963					
6	SOICKE Siegmund	E	12 JAN 1956					
7	von der TRENCK Stefan	E	19 MAR 1959					
8	MIMBERG Dirk	E	1 AUG 1966					
9	SCHRAPP Juergen (C)	E	27 JUL 1974					
10	WISCHNEWSKI Stefan	E	19 OCT 1969					
11	RICKMANN Martin	MD	15 OCT 1969					
12	BARSCHE Steffen	E	23 JUN 1967					

Head Coach : DE HAAN Jouke

## Japan (JPN)

No.	Name	Medical Class	Date of Birth	Tournament Totals				
				Attack	Block	Serve	Total	%
1	KATO Masahiko	E	16 APR 1969					
2	SATO Ei (C)	E	1 OCT 1963					
3	YOSHIDA Hitoshi	E	13 OCT 1966					
4	SHIKINE Toshinari	E	5 FEB 1965					
5	TAKEDA Yoshihito	E	1 JUN 1967					
6	ARIFUKU Junichi	MD	27 MAR 1963					
7	NAKAYAMA Robert	E	22 FEB 1976					
8	TANAKA Koji	E	26 AUG 1967					
9	TANABE Tsutomu	E	15 APR 1963					
10	WAKAIRO Hiroyuki	MD	21 JUL 1971					
11	YONEZAWA Atsushi	E	26 JAN 1974					
12	SASAKI Masahiro	E	12 SEP 1967					

Head Coach : MANO Yoshihisa

**Legend:**

(C) Team Captain (L) Libero Player % Percent of total team scoring  
E Eligible MD Minimal Disability

PROVISIONAL

PRNVS0000003B.00073 00102015:32V010



FRI 20 OCT 2000

P2

PAVILION 3

Match No: 3  
Start Time: 14:34

USA vs HUN  
0 3

Spectators: 1260

Team	Sets	1	2	3	Total
USA	0	16	6	8	30
HUN	3	25	25	25	75
	Minutes	17	15	16	48

Referees: SOEDERHOLM Seppo (FIN) & DAVISON Andrew (AUS)

USA - United States of America							HUN - Hungary								
No	Name	1	2	3	4	5	Pts	No	Name	1	2	3	4	5	Pts
1	HAMIDO Essameldin Ragab	■					2	1	LOCSEI Sandor	■	■	]			1
2	GLOWACKI Matthew				]			2	SZIGEDI Laszlo		]	]			3
3	LEASE Curtis			]	■			3	SZABO Laszlo	■		■			7
4	LANGE Tracey Joseph	■	■	■			1	4	GAL Janos	]		]			1
5	COPPENS Matthew			■				5	PERES Janos		]				1
6	TERPENNING James				]			6	KEKECS Miklos	■	■	■			4
7	SMITH Kurt		■	■			1	7	DOMOKOS Andras	■	■	■			4
8	JOHNSON Bradley		]		■		5	8	STIRCZER Jozsef			■			2
9	L DUGAN Jim	L	L	L				9	L KOVACS Laszlo	L	L	L			
10	MORAN Paul	■	■				2	10	SZECSENYI Lajos	■	■	■			1
11	DEMBY William	■	■	■			3	14	MANYAK Attila			]			6
14	KESLER Jim	■	■	■			4	15	MAKAROVSKI Sandor	■	■	■			8
<b>Head Coach:</b> HULETT Michael							<b>Head Coach:</b> BALOGH Istvan								
<b>Assistant:</b> COLLINS Dixie Reese							<b>Assistant:</b>								

## TEAM AND PLAYER PERFORMANCES

Won	Total Atts	No	Name	Scoring Skills	Won	Total Atts	No	Name
10	54	Total Team		Attack	24	50	Total Team	
3	8	8	JOHNSON Bradley		6	15	3	SZABO Laszlo
3	11	14	KESLER Jim		6	11	15	MAKAROVSKI Sandor
2	7	1	HAMIDO Essameldin Ragab		3	6	6	KEKECS Miklos
4	36	Total Team		Block	4	16	Total Team	
2	9	8	JOHNSON Bradley		2	4	14	MANYAK Attila
2	5	11	DEMBY William		1	3	2	SZIGEDI Laszlo
					1	3	15	MAKAROVSKI Sandor
4	31	Total Team		Serve	10	74	Total Team	
1	5	4	LANGE Tracey Joseph		4	17	7	DOMOKOS Andras
1	6	7	SMITH Kurt		1	9	3	SZABO Laszlo
1	5	11	DEMBY William		1	2	4	GAL Janos
12		Total Team		Opp Error	37		Total Team	
30	121	Total Team			Total	75	140	Total Team
5	5	8	JOHNSON Bradley	Best Scorer	8	8	15	MAKAROVSKI Sandor

### Legend:

■ Starting line-up      ] Substitute      nn Team Captain      ]L Substitute libero  
 Pts Points scored      L Libero Player      Opp Opponent      Atts Attempts

PRNVS0000003C.00083 00102015:40V010


Match No 3  
Start Time: 14:34


USA vs HUN  
0 3


Spectators: 1260

Team	Sets	1	2	3	Total
USA	0	16	6	8	30
HUN	3	25	25	25	75
	Minutes	17	15	16	48

## USA - United States of America

Scoring Attackers		Rk	No	Name	Succ	Faults	Cont	Total	Succ %
		1	14	KESLER Jim	3	1	7	11	27.27
			11	DEMBY William	-	5	6	11	
			8	JOHNSON Bradley	3	2	3	8	
			1	HAMIDO Essameldin Ragab	2	4	1	7	
			4	LANGE Tracey Joseph	-	1	6	7	
			10	MORAN Paul	2	2	1	5	
			5	COPPENS Matthew	-	1	1	2	
			3	LEASE Curtis	-	1	1	2	
			6	TERPENNING James	-	1	-	1	
			9	DUGAN Jim	-	-	-	-	
			2	GLOWACKI Matthew	-	-	-	-	
			7	SMITH Kurt	-	-	-	-	
	Limit 15.00%		Total Team			10	18	26	54

Scoring Blockers		Rk	No	Name	Succ	Faults	Cont	Total	Avg
		1	8	JOHNSON Bradley	2	5	2	9	0.67
			11	DEMBY William	2	-	3	5	0.67
		3	14	KESLER Jim	-	4	7	11	0.00
			4	LANGE Tracey Joseph	-	-	4	4	0.00
			5	COPPENS Matthew	-	2	-	2	0.00
			10	MORAN Paul	-	2	-	2	0.00
			1	HAMIDO Essameldin Ragab	-	-	1	1	0.00
			3	LEASE Curtis	-	-	1	1	0.00
			7	SMITH Kurt	-	1	-	1	0.00
			9	DUGAN Jim	-	-	-	-	
			2	GLOWACKI Matthew	-	-	-	-	
			6	TERPENNING James	-	-	-	-	
			Total Team			4	14	18	36

Scoring Servers		Rk	No	Name	Succ	Faults	Cont	Total	Avg
		1	7	SMITH Kurt	1	1	4	6	0.33
			11	DEMBY William	1	-	4	5	0.33
			4	LANGE Tracey Joseph	1	1	3	5	0.33
			14	KESLER Jim	1	1	1	3	0.33
		5	1	HAMIDO Essameldin Ragab	-	-	3	3	0.00
			10	MORAN Paul	-	1	2	3	0.00
			5	COPPENS Matthew	-	-	2	2	0.00
			2	GLOWACKI Matthew	-	-	1	1	0.00
			8	JOHNSON Bradley	-	1	-	1	0.00
			3	LEASE Curtis	-	-	1	1	0.00
			6	TERPENNING James	-	-	1	1	0.00
			9	DUGAN Jim	-	-	-	-	
			Total Team			4	5	22	31

Team	Opponent Errors & Team Faults	12	8
------	-------------------------------	----	---

Legend:									
Rk	Rank	Succ	Successes	Cont	Continues	Succ %	Success %	Avg	Average per set


Match No 3  
Start Time: 14:34


USA vs HUN  
0 3


Spectators: 1260

Team	Sets	1	2	3	Total
USA	0	16	6	8	30
HUN	3	25	25	25	75
	Minutes	17	15	16	48

## USA - United States of America

Non-Scoring Diggers		Rk	No	Name	Exc	Faults	Cont	Total	Avg
	1	4	LANGE Tracey Joseph	1	6	7	14	0.33	
		1	HAMIDO Essameldin Ragab	1	1	5	7	0.33	
		9	DUGAN Jim	1	-	-	1	0.33	
	4	11	DEMBY William	-	3	6	9	0.00	
		10	MORAN Paul	-	4	5	9	0.00	
		14	KESLER Jim	-	1	4	5	0.00	
		5	COPPENS Matthew	-	3	1	4	0.00	
		6	TERPENNING James	-	1	2	3	0.00	
		3	LEASE Curtis	-	-	2	2	0.00	
		2	GLOWACKI Matthew	-	1	-	1	0.00	
		8	JOHNSON Bradley	-	-	1	1	0.00	
		7	SMITH Kurt	-	-	1	1	0.00	
	Total Team				3	20	34	57	1.00

Non-Scoring Setters		Rk	No	Name	Exc	Faults	Cont	Total	Avg
	1	11	DEMBY William	2	1	9	12	0.67	
	2	4	LANGE Tracey Joseph	1	-	9	10	0.33	
		10	MORAN Paul	1	-	2	3	0.33	
		5	COPPENS Matthew	1	-	-	1	0.33	
	5	14	KESLER Jim	-	-	5	5	0.00	
		7	SMITH Kurt	-	-	5	5	0.00	
		8	JOHNSON Bradley	-	-	3	3	0.00	
		1	HAMIDO Essameldin Ragab	-	1	1	2	0.00	
		3	LEASE Curtis	-	-	2	2	0.00	
		9	DUGAN Jim	-	-	-	-		
		2	GLOWACKI Matthew	-	-	-	-		
		6	TERPENNING James	-	-	-	-		
	Total Team				5	2	36	43	1.67

Non-Scoring Receivers		Rk	No	Name	Exc	Faults	Cont	Total	Eff %
		4	LANGE Tracey Joseph	12	1	-	13		
		7	SMITH Kurt	1	2	4	7		
		9	DUGAN Jim	4	-	2	6		
		8	JOHNSON Bradley	6	-	-	6		
		10	MORAN Paul	5	1	-	6		
		5	COPPENS Matthew	3	2	-	5		
		14	KESLER Jim	5	-	-	5		
		11	DEMBY William	3	1	-	4		
		3	LEASE Curtis	2	-	2	4		
		2	GLOWACKI Matthew	1	-	-	1		
		1	HAMIDO Essameldin Ragab	1	-	-	1		
		6	TERPENNING James	-	1	-	1		
	Total Team				43	8	8	59	59.32

Limit

25.00%

Legend:

Rk Rank      Exc Excellent      Cont Continues      Eff % Efficiency %      Avg Average per set

Match No 3  
Start Time: 14:34

USA vs HUN  
0 3

Spectators: 1260

Team	Sets	1	2	3	Total
USA	0	16	6	8	30
HUN	3	25	25	25	75
	Minutes	17	15	16	48

## HUN · Hungary

Scoring Attackers		Rk	No	Name	Succ	Faults	Cont	Total	Succ %
	1	15	MAKAROVSZKI Sandor	6	2	3	11	54.55	
	2	3	SZABO Laszlo	6	-	9	15	40.00	
		6	KEKECS Miklos	3	-	3	6		
		14	MANYAK Attila	3	-	2	5		
		1	LOCSEI Sandor	1	2	-	3		
		8	STIRCZER Jozsef	2	-	1	3		
		2	SZIGEDI Laszlo	2	-	1	3		
		10	SZECSENYI Lajos	-	1	1	2		
		7	DOMOKOS Andras	-	-	1	1		
		5	PERES Janos	1	-	-	1		
	4	GAL Janos	-	-	-	-			
	9	KOVACS Laszlo	-	-	-	-			
Limit 15.00%	Total Team				24	5	21	50	48.00

Scoring Blockers		Rk	No	Name	Succ	Faults	Cont	Total	Avg
	1	14	MANYAK Attila	2	-	2	4	0.67	
	2	15	MAKAROVSZKI Sandor	1	-	2	3	0.33	
		2	SZIGEDI Laszlo	1	2	-	3	0.33	
	4	7	DOMOKOS Andras	-	-	2	2	0.00	
		6	KEKECS Miklos	-	1	1	2	0.00	
		1	LOCSEI Sandor	-	-	1	1	0.00	
		3	SZABO Laszlo	-	1	-	1	0.00	
		4	GAL Janos	-	-	-	-		
		9	KOVACS Laszlo	-	-	-	-		
		5	PERES Janos	-	-	-	-		
	8	STIRCZER Jozsef	-	-	-	-			
	10	SZECSENYI Lajos	-	-	-	-			
Total Team				4	4	8	16	1.33	

Scoring Servers		Rk	No	Name	Succ	Faults	Cont	Total	Avg
	1	7	DOMOKOS Andras	4	1	12	17	1.33	
	2	6	KEKECS Miklos	1	2	11	14	0.33	
		10	SZECSENYI Lajos	1	-	10	11	0.33	
		3	SZABO Laszlo	1	1	7	9	0.33	
		15	MAKAROVSZKI Sandor	1	1	6	8	0.33	
		4	GAL Janos	1	1	-	2	0.33	
		14	MANYAK Attila	1	1	-	2	0.33	
	8	1	LOCSEI Sandor	-	-	4	4	0.00	
		5	PERES Janos	-	-	3	3	0.00	
		2	SZIGEDI Laszlo	-	1	2	3	0.00	
	8	STIRCZER Jozsef	-	-	1	1	0.00		
	9	KOVACS Laszlo	-	-	-	-			
Total Team				10	8	56	74	3.33	

Team	Opponent Errors & Team Faults	37	3
------	-------------------------------	----	---

Legend:									
Rk	Rank	Succ	Successes	Cont	Continues	Succ %	Success %	Avg	Average per set

Match No 3  
Start Time: 14:34

USA vs HUN  
0 3

Spectators: 1260

Team	Sets	1	2	3	Total
USA	0	16	6	8	30
HUN	3	25	25	25	75
	Minutes	17	15	16	48

## HUN · Hungary

Non-Scoring Diggers		Rk	No	Name	Exc	Faults	Cont	Total	Avg
		1	6	KEKECS Miklos	5	1	3	9	1.67
		2	1	LOCSEI Sandor	4	2	3	9	1.33
			14	MANYAK Attila	4	1	-	5	1.33
		4	9	KOVACS Laszlo	3	1	2	6	1.00
		5	8	STIRCZER Jozsef	2	-	-	2	0.67
		6	7	DOMOKOS Andras	1	-	1	2	0.33
			3	SZABO Laszlo	1	-	-	1	0.33
		8	15	MAKAROVSZKI Sandor	-	2	4	6	0.00
			5	PERES Janos	-	-	2	2	0.00
			4	GAL Janos	-	-	1	1	0.00
			10	SZECSENYI Lajos	-	-	-	-	-
			2	SZIGEDI Laszlo	-	-	-	-	-
Total Team					20	7	16	43	6.67

Non-Scoring Setters		Rk	No	Name	Exc	Faults	Cont	Total	Avg
		1	7	DOMOKOS Andras	10	-	10	20	3.33
		2	4	GAL Janos	3	-	1	4	1.00
		3	10	SZECSENYI Lajos	2	-	2	4	0.67
			1	LOCSEI Sandor	2	-	1	3	0.67
		5	15	MAKAROVSZKI Sandor	1	-	2	3	0.33
			3	SZABO Laszlo	1	-	-	1	0.33
		7	6	KEKECS Miklos	-	-	2	2	0.00
			9	KOVACS Laszlo	-	-	1	1	0.00
			14	MANYAK Attila	-	-	-	-	-
			5	PERES Janos	-	-	-	-	-
			8	STIRCZER Jozsef	-	-	-	-	-
			2	SZIGEDI Laszlo	-	-	-	-	-
Total Team					19	-	19	38	6.33

Non-Scoring Receivers		Rk	No	Name	Exc	Faults	Cont	Total	Eff %
		1	6	KEKECS Miklos	7	-	-	7	100.0
			9	KOVACS Laszlo	3	2	2	7	
			1	LOCSEI Sandor	2	1	-	3	
			3	SZABO Laszlo	2	-	-	2	
			14	MANYAK Attila	1	-	-	1	
			8	STIRCZER Jozsef	1	-	-	1	
			7	DOMOKOS Andras	-	-	-	-	
			4	GAL Janos	-	-	-	-	
			15	MAKAROVSZKI Sandor	-	-	-	-	
			5	PERES Janos	-	-	-	-	
			10	SZECSENYI Lajos	-	-	-	-	
			2	SZIGEDI Laszlo	-	-	-	-	
Total Team					16	3	2	21	61.90

Limit

25.00%

Legend:									
Rk	Rank	Exc	Excellent	Cont	Continues	Eff %	Efficiency %	Avg	Average per set

PRNVS0000003D.00073 00102015:59V01P

FRI 20 OCT 2000

P2

PAVILION 3

Match No: 3  
Start Time: 14:34

USA vs HUN  
0 3

Spectators: 1260

Team	Sets	1	2	3	Total
USA	0	16	6	8	30
HUN	3	25	25	25	75
	Minutes	17	15	16	48

Referees: SOEDERHOLM Seppo (FIN) & DAVISON Andrew (AUS)

USA - United States of America							HUN - Hungary								
No	Name	1	2	3	4	5	Pts	No	Name	1	2	3	4	5	Pts
1	HAMIDO Essameldin Ragab	■					2	1	LOCSEI Sandor	■	■	]			1
2	GLOWACKI Matthew				]			2	SZIGEDI Laszlo		]	]			3
3	LEASE Curtis			]	■			3	SZABO Laszlo	■		■			7
4	LANGE Tracey Joseph	■	■	■			1	4	GAL Janos	]		]			1
5	COPPENS Matthew			■				5	PERES Janos		]				1
6	TERPENNING James				]			6	KEKECS Miklos	■	■	■			4
7	SMITH Kurt		■	■			1	7	DOMOKOS Andras	■	■	■			4
8	JOHNSON Bradley	]		■	■		5	8	STIRCZER Jozsef			■			2
9	L DUGAN Jim	L	L	L				9	L KOVACS Laszlo	L	L	L			
10	MORAN Paul	■	■				2	10	SZECSENYI Lajos	■	■	■			1
11	DEMBY William	■	■	■			3	14	MANYAK Attila			]			6
14	KESLER Jim	■	■	■			4	15	MAKAROVSKI Sandor	■	■	■			8
<b>Head Coach:</b> HULETT Michael							<b>Head Coach:</b> BALOGH Istvan								
<b>Assistant:</b> COLLINS Dixie Reese							<b>Assistant:</b>								

## TEAM AND PLAYER PERFORMANCES

Won	Total Atts	No	Name	Scoring Skills	Won	Total Atts	No	Name
10	54	Total Team		Attack	24	50	Total Team	
3	8	8	JOHNSON Bradley		6	15	3	SZABO Laszlo
3	11	14	KESLER Jim		6	11	15	MAKAROVSKI Sandor
2	7	1	HAMIDO Essameldin Ragab		3	6	6	KEKECS Miklos
4	36	Total Team		Block	4	16	Total Team	
2	9	8	JOHNSON Bradley		2	4	14	MANYAK Attila
2	5	11	DEMBY William		1	3	2	SZIGEDI Laszlo
					1	3	15	MAKAROVSKI Sandor
4	31	Total Team		Serve	10	74	Total Team	
1	5	4	LANGE Tracey Joseph		4	17	7	DOMOKOS Andras
1	6	7	SMITH Kurt		1	9	3	SZABO Laszlo
1	5	11	DEMBY William		1	2	4	GAL Janos
12		Total Team		Opp Error	37		Total Team	
30	121	Total Team			Total	75	140	Total Team
5	5	8	JOHNSON Bradley	Best Scorer	8	8	15	MAKAROVSKI Sandor

### Legend:

■ Starting line-up      ] Substitute      nn Team Captain      ]\_ Substitute libero  
 Pts Points scored      L Libero Player      Opp Opponent      Atts Attempts



PRNVS0000003E.00073 00102016:46V01P

FRI 20 OCT 2000

P2

PAVILION 3

Match No: 4  
Start Time: 16:00

EGY vs KOR  
2 0

Spectators:

Team	Sets	1	2	3	4	5	Total
EGY	2	25	25	8			58
KOR	0	18	9	7			34
	Minutes	21	14				35

Referees: ANDERSSON Mats (SWE) & KARADI Gabor (HUN)

EGY ▪ Egypt							KOR ▪ Korea								
No	Name	1	2	3	4	5	Pts	No	Name	1	2	3	4	5	Pts
1	ELSHAWIKH Hesham	■	■	■			7	1	YOON Chul-Ho	■	■	■			1
2	AWED Tamer							2	PARK Woo-Sung						
3	HASSAN Yasser	■	■	■			7	3	PARK Hyun-Dong	■	■	■			5
4	ABD ALLA Ashraf							4	LEE Jun-Hmm						
5	EL BAHAEY Taher	■	■	■			1	5	L KIM Bong-Ju	L	L	L			
7	HASSANEIN Salah							6	KANG Duck-Chan	■	■	■			1
8	L ABD ELLATIF Abd Elnabi	L	L	L				7	JEON Seon-Ju						
9	HUSSEIN Mohamed	■	■	■			6	8	KIM Sung-Hoon	■	■	■			5
10	HASSAN Adel	■	■	■			3	9	SEO Gu-Hwaun						
11	ELHELBAWI Rezek							10	BACK Young-Kil	■	■	■			3
12	ABD ELYAZID Mohamed	■	■	■			4	11	NA Myung-Jong	■	■	■			
								12	MOON Kyoung-Rok						
<b>Head Coach:</b> DARWISH Mansour							<b>Head Coach:</b> PARK Tae-Hyun								
<b>Assistant:</b> SALAMA Mohamed							<b>Assistant:</b>								

## TEAM AND PLAYER PERFORMANCES

Won	Total Atts	No	Name	Scoring Skills	Won	Total Atts	No	Name
22	68	Total Team		<b>Attack</b>	13	60	Total Team	
7	15	3	HASSAN Yasser		4	9	3	PARK Hyun-Dong
5	11	1	ELSHAWIKH Hesham		4	17	8	KIM Sung-Hoon
5	18	9	HUSSEIN Mohamed		3	10	10	BACK Young-Kil
5	32	Total Team			2	28	Total Team	
2	5	12	ABD ELYAZID Mohamed	<b>Block</b>	1	7	3	PARK Hyun-Dong
1	10	1	ELSHAWIKH Hesham		1	13	8	KIM Sung-Hoon
1	2	9	HUSSEIN Mohamed				Total Team	
1	56	Total Team		<b>Serve</b>		29	Total Team	
1	14	1	ELSHAWIKH Hesham				Total Team	
28		Total Team					Total Team	
56	156	Total Team		<b>Opp Error</b>	14		Total Team	
		Total Team		<b>Total</b>	29	117	Total Team	
7	7	1	ELSHAWIKH Hesham	<b>Best Scorer</b>	5	5	3	PARK Hyun-Dong

### Legend:

■ Starting line-up      ▬ Substitute      nn Team Captain      L Substitute libero  
 Pts Points scored      L Libero Player      Opp Opponent      Atts Attempts

PRNVS0000003F.00083 00102016:45V01P

Match No 4  
Start Time: 16:00


EGY vs KOR  
2 0


Spectators:

Team	Sets	1	2	3	4	5	Total
EGY	2	25	25	6			56
KOR	0	18	9	5			32
	Minutes	21	14				35

## EGY - Egypt

Scoring Attackers		Rk	No	Name	Succ	Faults	Cont	Total	Succ %
	1	3	HASSAN Yasser	6	1	6	13	46.15	
	2	1	ELSHAWIKH Hesham	5	1	5	11	45.45	
	3	9	HUSSEIN Mohamed	5	-	12	17	29.41	
	4	10	HASSAN Adel	2	5	3	10	20.00	
	5		EL BAHAHEY Taher	1	2	4	7		
	12		ABD ELYAZID Mohamed	2	1	3	6		
	4		ABD ALLA Ashraf	-	-	-	-		
	8		ABD ELLATIF Abd Elnabi	-	-	-	-		
	2		AWED Tamer	-	-	-	-		
	11		ELHELBAWI Rezek	-	-	-	-		
	7		HASSANEIN Salah	-	-	-	-		
Limit 15.00%		Total Team			21	10	33	64	32.81

Scoring Blockers		Rk	No	Name	Succ	Faults	Cont	Total	Avg
	1	12	ABD ELYAZID Mohamed	2	1	2	5	1.00	
	2	1	ELSHAWIKH Hesham	1	1	6	8	0.50	
		9	HUSSEIN Mohamed	1	-	1	2	0.50	
	4	3	HASSAN Yasser	-	3	5	8	0.00	
	5		EL BAHAHEY Taher	-	2	2	4	0.00	
	10		HASSAN Adel	-	-	1	1	0.00	
	4		ABD ALLA Ashraf	-	-	-	-		
	8		ABD ELLATIF Abd Elnabi	-	-	-	-		
	2		AWED Tamer	-	-	-	-		
	11		ELHELBAWI Rezek	-	-	-	-		
	7		HASSANEIN Salah	-	-	-	-		
		Total Team			4	7	17	28	2.00

Scoring Servers		Rk	No	Name	Succ	Faults	Cont	Total	Avg
	1	1	ELSHAWIKH Hesham	1	-	12	13	0.50	
	2	5	EL BAHAHEY Taher	-	-	14	14	0.00	
		10	HASSAN Adel	-	-	9	9	0.00	
		9	HUSSEIN Mohamed	-	-	6	6	0.00	
		12	ABD ELYAZID Mohamed	-	-	5	5	0.00	
		3	HASSAN Yasser	-	-	4	4	0.00	
		4	ABD ALLA Ashraf	-	-	-	-		
		8	ABD ELLATIF Abd Elnabi	-	-	-	-		
		2	AWED Tamer	-	-	-	-		
		11	ELHELBAWI Rezek	-	-	-	-		
		7	HASSANEIN Salah	-	-	-	-		
		Total Team			1	-	50	51	0.50

Team	Opponent Errors & Team Faults	26	6
------	-------------------------------	----	---

Legend:									
Rk	Rank	Succ	Successes	Cont	Continues	Succ %	Success %	Avg	Average per set


Match No 4  
Start Time: 16:00


EGY vs KOR  
2 0


Spectators:

Team	Sets	1	2	3	4	5	Total
EGY	2	25	25	6			56
KOR	0	18	9	5			32
	Minutes	21	14				35

## EGY - Egypt

Non-Scoring Diggers		Rk	No	Name	Exc	Faults	Cont	Total	Avg
	1	12	ABD ELYAZID Mohamed	10	2	2	14	5.00	
	2	9	HUSSEIN Mohamed	7	1	1	9	3.50	
	3	1	ELSHAWIKH Hesham	5	-	4	9	2.50	
	4	5	EL BAHAEY Taher	4	-	1	5	2.00	
	3		HASSAN Yasser	4	-	1	5	2.00	
	6	8	ABD ELLATIF Abd Elnabi	3	-	-	3	1.50	
	7	10	HASSAN Adel	2	1	1	4	1.00	
	4		ABD ALLA Ashraf	-	-	-	-	-	
	2		AWED Tamer	-	-	-	-	-	
	11		ELHELBAWI Rezek	-	-	-	-	-	
	7		HASSANEIN Salah	-	-	-	-	-	
Total Team				35	4	10	49	17.50	

Non-Scoring Setters		Rk	No	Name	Exc	Faults	Cont	Total	Avg
	1	5	EL BAHAEY Taher	6	1	12	19	3.00	
	2	3	HASSAN Yasser	4	-	18	22	2.00	
	3	9	HUSSEIN Mohamed	1	-	3	4	0.50	
	10		HASSAN Adel	1	-	-	1	0.50	
	5	1	ELSHAWIKH Hesham	-	-	4	4	0.00	
	4		ABD ALLA Ashraf	-	-	-	-	-	
	8		ABD ELLATIF Abd Elnabi	-	-	-	-	-	
	12		ABD ELYAZID Mohamed	-	-	-	-	-	
	2		AWED Tamer	-	-	-	-	-	
	11		ELHELBAWI Rezek	-	-	-	-	-	
7		HASSANEIN Salah	-	-	-	-	-		
Total Team				12	1	37	50	6.00	

Non-Scoring Receivers		Rk	No	Name	Exc	Faults	Cont	Total	Eff %
	1	12	ABD ELYAZID Mohamed	7	-	-	7	100.0	
	8		ABD ELLATIF Abd Elnabi	5	-	-	5	100.0	
	5		EL BAHAEY Taher	3	-	-	3		
	1		ELSHAWIKH Hesham	1	-	2	3		
	9		HUSSEIN Mohamed	2	-	-	2		
	4		ABD ALLA Ashraf	-	-	-	-		
	2		AWED Tamer	-	-	-	-		
	11		ELHELBAWI Rezek	-	-	-	-		
	10		HASSAN Adel	-	-	-	-		
	3		HASSAN Yasser	-	-	-	-		
7		HASSANEIN Salah	-	-	-	-			
Total Team				18	-	2	20	90.00	

Limit

25.00%

Legend:									
Rk	Rank	Exc	Excellent	Cont	Continues	Eff %	Efficiency %	Avg	Average per set

Match No 4  
Start Time: 16:00

EGY vs KOR  
2 0

Spectators:

Team	Sets	1	2	3	4	5	Total
EGY	2	25	25	6			56
KOR	0	18	9	5			32
	Minutes	21	14				35

## KOR - Korea

Scoring Attackers		Rk	No	Name	Succ	Faults	Cont	Total	Succ %
	1	3	PARK Hyun-Dong	4	2	3	9	44.44	
	2	10	BACK Young-Kil	3	-	7	10	30.00	
	3	8	KIM Sung-Hoon	3	4	7	14	21.43	
		11	NA Myung-Jong	-	2	8	10		
		6	KANG Duck-Chan	1	2	6	9		
		1	YOON Chul-Ho	1	3	-	4		
		7	JEON Seon-Ju	-	-	-	-		
		5	KIM Bong-Ju	-	-	-	-		
		4	LEE Jun-Hmm	-	-	-	-		
		12	MOON Kyoung-Rok	-	-	-	-		
		2	PARK Woo-Sung	-	-	-	-		
		9	SEO Gu-Hwaun	-	-	-	-		
	Limit 15.00%	Total Team			12	13	31	56	21.43

Scoring Blockers		Rk	No	Name	Succ	Faults	Cont	Total	Avg
	1	8	KIM Sung-Hoon	1	8	4	13	0.50	
		3	PARK Hyun-Dong	1	3	3	7	0.50	
	3	6	KANG Duck-Chan	-	1	2	3	0.00	
		11	NA Myung-Jong	-	2	1	3	0.00	
		10	BACK Young-Kil	-	1	-	1	0.00	
		1	YOON Chul-Ho	-	1	-	1	0.00	
		7	JEON Seon-Ju	-	-	-	-		
		5	KIM Bong-Ju	-	-	-	-		
		4	LEE Jun-Hmm	-	-	-	-		
		12	MOON Kyoung-Rok	-	-	-	-		
		2	PARK Woo-Sung	-	-	-	-		
	9	SEO Gu-Hwaun	-	-	-	-			
Total Team			2	16	10	28	1.00		

Scoring Servers		Rk	No	Name	Succ	Faults	Cont	Total	Avg
	1	8	KIM Sung-Hoon	-	1	5	6	0.00	
		11	NA Myung-Jong	-	-	6	6	0.00	
		1	YOON Chul-Ho	-	1	5	6	0.00	
		6	KANG Duck-Chan	-	1	3	4	0.00	
		10	BACK Young-Kil	-	-	3	3	0.00	
		3	PARK Hyun-Dong	-	1	2	3	0.00	
		7	JEON Seon-Ju	-	-	-	-		
		5	KIM Bong-Ju	-	-	-	-		
		4	LEE Jun-Hmm	-	-	-	-		
		12	MOON Kyoung-Rok	-	-	-	-		
		2	PARK Woo-Sung	-	-	-	-		
	9	SEO Gu-Hwaun	-	-	-	-			
Total Team			-	4	24	28	0.00		

Team	Opponent Errors & Team Faults	13	6
------	-------------------------------	----	---

Legend:									
Rk	Rank	Succ	Successes	Cont	Continues	Succ %	Success %	Avg	Average per set

**PARTIAL**

Match No 4  
Start Time: 16:00

EGY vs KOR  
2 0

Spectators:

Team	Sets	1	2	3	4	5	Total
EGY	2	25	25	6			56
KOR	0	18	9	5			32
	Minutes	21	14				35

## KOR - Korea

Non-Scoring Diggers		Rk	No	Name	Exc	Faults	Cont	Total	Avg
		1	5	KIM Bong-Ju	8	2	3	13	4.00
		2	1	YOON Chul-Ho	3	1	4	8	1.50
		6		KANG Duck-Chan	3	3	1	7	1.50
		3		PARK Hyun-Dong	3	1	1	5	1.50
		5	8	KIM Sung-Hoon	2	1	2	5	1.00
		6	11	NA Myung-Jong	1	-	1	2	0.50
		7	10	BACK Young-Kil	-	2	1	3	0.00
		7		JEON Seon-Ju	-	-	-	-	-
		4		LEE Jun-Hmm	-	-	-	-	-
		12		MOON Kyoung-Rok	-	-	-	-	-
		2		PARK Woo-Sung	-	-	-	-	-
		9		SEO Gu-Hwaun	-	-	-	-	-
	Total Team					20	10	13	43

Non-Scoring Setters		Rk	No	Name	Exc	Faults	Cont	Total	Avg
		1	1	YOON Chul-Ho	3	-	10	13	1.50
		2	11	NA Myung-Jong	2	-	6	8	1.00
		3	3	PARK Hyun-Dong	1	-	6	7	0.50
		8		KIM Sung-Hoon	1	-	2	3	0.50
		5	5	KIM Bong-Ju	-	-	8	8	0.00
		6		KANG Duck-Chan	-	-	6	6	0.00
		10		BACK Young-Kil	-	-	2	2	0.00
		7		JEON Seon-Ju	-	-	-	-	-
		4		LEE Jun-Hmm	-	-	-	-	-
		12		MOON Kyoung-Rok	-	-	-	-	-
		2		PARK Woo-Sung	-	-	-	-	-
		9		SEO Gu-Hwaun	-	-	-	-	-
	Total Team					7	-	40	47

Non-Scoring Receivers		Rk	No	Name	Exc	Faults	Cont	Total	Eff %
		1	1	YOON Chul-Ho	4	-	8	12	33.33
			11	NA Myung-Jong	-	-	10	10	
			5	KIM Bong-Ju	1	-	7	8	
			3	PARK Hyun-Dong	-	-	7	7	
			6	KANG Duck-Chan	1	-	4	5	
			10	BACK Young-Kil	-	1	2	3	
			7	JEON Seon-Ju	-	-	-	-	
			8	KIM Sung-Hoon	-	-	-	-	
			4	LEE Jun-Hmm	-	-	-	-	
			12	MOON Kyoung-Rok	-	-	-	-	
			2	PARK Woo-Sung	-	-	-	-	
			9	SEO Gu-Hwaun	-	-	-	-	
	Total Team					6	1	38	45

Limit  
25.00%

Legend:									
Rk	Rank	Exc	Excellent	Cont	Continues	Eff %	Efficiency %	Avg	Average per set

PRNVS00000040.00073 00102017:01V010



FRI 20 OCT 2000

P2

PAVILION 3

Match No: 4  
Start Time: 16:00

EGY vs KOR  
3 0

Spectators: 2113

Team	Sets	1	2	3	Total
EGY	3	25	25	25	75
KOR	0	18	9	14	41
	Minutes	21	14	18	53

Referees: ANDERSSON Mats (SWE) & KARADI Gabor (HUN)

EGY ▪ Egypt							KOR ▪ Korea								
No	Name	1	2	3	4	5	Pts	No	Name	1	2	3	4	5	Pts
1	ELSHAWIKH Hesham	■	■	■			8	1	YOON Chul-Ho	■	■	■			1
2	AWED Tamer				└			2	PARK Woo-Sung						
3	HASSAN Yasser	■	■	■			11	3	PARK Hyun-Dong	■	■	■			5
4	ABD ALLA Ashraf				└			4	LEE Jun-Hmm						
5	EL BAHAEY Taher	■	■	■			2	5	L KIM Bong-Ju	L	L	L			
7	HASSANEIN Salah							6	KANG Duck-Chan	■	■	■			3
8	L ABD ELLATIF Abd Elnabi	L	L	L				7	JEON Seon-Ju				└		
9	HUSSEIN Mohamed	■	■	■			7	8	KIM Sung-Hoon	■	■	■			6
10	HASSAN Adel	■	■	■			4	9	SEO Gu-Hwaun				└		
11	ELHELBAWI Rezek							10	BACK Young-Kil	■	■	■			5
12	ABD ELYAZID Mohamed	■	■	■			6	11	NA Myung-Jong	■	■	■			
								12	MOON Kyoung-Rok						
<b>Head Coach:</b> DARWISH Mansour							<b>Head Coach:</b> PARK Tae-Hyun								
<b>Assistant:</b> SALAMA Mohamed							<b>Assistant:</b>								

## TEAM AND PLAYER PERFORMANCES

Won	Total Atts	No	Name	Scoring Skills	Won	Total Atts	No	Name
27	95	<b>Total Team</b>		<b>Attack</b>	16	80	<b>Total Team</b>	
9	19	3	HASSAN Yasser		4	11	3	PARK Hyun-Dong
6	23	9	HUSSEIN Mohamed		4	19	8	KIM Sung-Hoon
5	16	1	ELSHAWIKH Hesham		4	13	10	BACK Young-Kil
7	39	<b>Total Team</b>			4	39	<b>Total Team</b>	
2	13	1	ELSHAWIKH Hesham	<b>Block</b>	2	14	8	KIM Sung-Hoon
2	4	10	HASSAN Adel		1	9	3	PARK Hyun-Dong
2	6	12	ABD ELYAZID Mohamed		1	5	10	BACK Young-Kil
4	74	<b>Total Team</b>		<b>Serve</b>		42	<b>Total Team</b>	
2	11	3	HASSAN Yasser					
1	15	1	ELSHAWIKH Hesham					
1	9	12	ABD ELYAZID Mohamed					
37		<b>Total Team</b>		<b>Opp Error</b>	21		<b>Total Team</b>	
75	208	<b>Total Team</b>		<b>Total</b>	41	161	<b>Total Team</b>	
11	11	3	HASSAN Yasser	<b>Best Scorer</b>	6	6	8	KIM Sung-Hoon

### Legend:

■ Starting line-up      └ Substitute      nn Team Captain      L Substitute libero  
 Pts Points scored      L Libero Player      Opp Opponent      Atts Attempts

PRNVS00000041.00083 00102017:09V010


Match No 4  
Start Time: 16:00


EGY vs KOR  
3 0

Spectators: 2113

Team	Sets	1	2	3	Total
EGY	3	25	25	25	75
KOR	0	18	9	14	41
	Minutes	21	14	18	53

## EGY - Egypt

Scoring Attackers		Rk	No	Name	Succ	Faults	Cont	Total	Succ %
		1	3	HASSAN Yasser	9	3	7	19	47.37
		2	1	ELSHAWIKH Hesham	5	1	10	16	31.25
		3	9	HUSSEIN Mohamed	6	1	16	23	26.09
		10		HASSAN Adel	2	6	5	13	
		12		ABD ELYAZID Mohamed	3	2	7	12	
		5		EL BAHAEY Taher	2	2	4	8	
		4		ABD ALLA Ashraf	-	2	2	4	
		8		ABD ELLATIF Abd Elnabi	-	-	-	-	
		2		AWED Tamer	-	-	-	-	
		11		ELHELBAWI Rezek	-	-	-	-	
		7		HASSANEIN Salah	-	-	-	-	
Limit 15.00%	Total Team				27	17	51	95	28.42

Scoring Blockers		Rk	No	Name	Succ	Faults	Cont	Total	Avg
		1	1	ELSHAWIKH Hesham	2	2	9	13	0.67
		12		ABD ELYAZID Mohamed	2	1	3	6	0.67
		10		HASSAN Adel	2	-	2	4	0.67
		4	9	HUSSEIN Mohamed	1	-	1	2	0.33
		5	3	HASSAN Yasser	-	4	5	9	0.00
		5		EL BAHAEY Taher	-	2	3	5	0.00
		4		ABD ALLA Ashraf	-	-	-	-	
		8		ABD ELLATIF Abd Elnabi	-	-	-	-	
		2		AWED Tamer	-	-	-	-	
		11		ELHELBAWI Rezek	-	-	-	-	
		7		HASSANEIN Salah	-	-	-	-	
Total Team				7	9	23	39	2.33	

Scoring Servers		Rk	No	Name	Succ	Faults	Cont	Total	Avg
		1	3	HASSAN Yasser	2	-	9	11	0.67
		2	1	ELSHAWIKH Hesham	1	-	14	15	0.33
		12		ABD ELYAZID Mohamed	1	-	8	9	0.33
		4	5	EL BAHAEY Taher	-	-	16	16	0.00
		10		HASSAN Adel	-	-	11	11	0.00
		9		HUSSEIN Mohamed	-	-	9	9	0.00
		4		ABD ALLA Ashraf	-	-	3	3	0.00
		8		ABD ELLATIF Abd Elnabi	-	-	-	-	
		2		AWED Tamer	-	-	-	-	
		11		ELHELBAWI Rezek	-	-	-	-	
		7		HASSANEIN Salah	-	-	-	-	
Total Team				4	-	70	74	1.33	

Team	Opponent Errors & Team Faults	37	7
------	-------------------------------	----	---

Legend:									
Rk	Rank	Succ	Successes	Cont	Continues	Succ %	Success %	Avg	Average per set


Match No 4  
Start Time: 16:00


EGY vs KOR  
3 0


Spectators: 2113

Team	Sets	1	2	3	Total
EGY	3	25	25	25	75
KOR	0	18	9	14	41
	Minutes	21	14	18	53

## EGY - Egypt

Non-Scoring Diggers		Rk	No	Name	Exc	Faults	Cont	Total	Avg
	1	12	ABD ELYAZID Mohamed	15	2	2	19	5.00	
	2	1	ELSHAWIKH Hesham	7	-	4	11	2.33	
		9	HUSSEIN Mohamed	7	2	1	10	2.33	
	4	5	EL BAHAEY Taher	6	-	1	7	2.00	
	5	10	HASSAN Adel	4	2	1	7	1.33	
		3	HASSAN Yasser	4	-	1	5	1.33	
		8	ABD ELLATIF Abd Elnabi	4	-	-	4	1.33	
	8	4	ABD ALLA Ashraf	2	-	-	2	0.67	
	9	2	AWED Tamer	1	-	1	2	0.33	
		11	ELHELBAWI Rezek	-	-	-	-	-	
		7	HASSANEIN Salah	-	-	-	-	-	
Total Team				50	6	11	67	16.67	

Non-Scoring Setters		Rk	No	Name	Exc	Faults	Cont	Total	Avg
	1	3	HASSAN Yasser	12	-	25	37	4.00	
	2	5	EL BAHAEY Taher	8	2	12	22	2.67	
	3	9	HUSSEIN Mohamed	2	-	6	8	0.67	
	4	10	HASSAN Adel	1	-	-	1	0.33	
	5	1	ELSHAWIKH Hesham	-	-	4	4	0.00	
		4	ABD ALLA Ashraf	-	-	1	1	0.00	
		12	ABD ELYAZID Mohamed	-	-	1	1	0.00	
		8	ABD ELLATIF Abd Elnabi	-	-	-	-	-	
		2	AWED Tamer	-	-	-	-	-	
		11	ELHELBAWI Rezek	-	-	-	-	-	
		7	HASSANEIN Salah	-	-	-	-	-	
Total Team				23	2	49	74	7.67	

Non-Scoring Receivers		Rk	No	Name	Exc	Faults	Cont	Total	Eff %
	1	12	ABD ELYAZID Mohamed	11	-	-	11	100.0	
		8	ABD ELLATIF Abd Elnabi	6	-	-	6		
		5	EL BAHAEY Taher	5	-	-	5		
		1	ELSHAWIKH Hesham	3	-	2	5		
		9	HUSSEIN Mohamed	3	-	-	3		
		2	AWED Tamer	1	-	-	1		
		10	HASSAN Adel	1	-	-	1		
		4	ABD ALLA Ashraf	-	-	-	-		
		11	ELHELBAWI Rezek	-	-	-	-		
		3	HASSAN Yasser	-	-	-	-		
		7	HASSANEIN Salah	-	-	-	-		
Total Team				30	-	2	32	93.75	

Limit

25.00%

Legend:									
Rk	Rank	Exc	Excellent	Cont	Continues	Eff %	Efficiency %	Avg	Average per set

Match No 4  
Start Time: 16:00


EGY vs KOR  
3 0

Spectators: 2113

Team	Sets	1	2	3	Total
EGY	3	25	25	25	75
KOR	0	18	9	14	41
	Minutes	21	14	18	53

## KOR - Korea

Scoring Attackers		Rk	No	Name	Succ	Faults	Cont	Total	Succ %	
		1	10	BACK Young-Kil	4	1	8	13	30.77	
		2	8	KIM Sung-Hoon	4	4	11	19	21.05	
		3	6	KANG Duck-Chan	3	3	9	15	20.00	
		11		NA Myung-Jong	-	2	12	14		
		3		PARK Hyun-Dong	4	4	3	11		
		1		YOON Chul-Ho	1	4	2	7		
		7		JEON Seon-Ju	-	1	-	1		
		5		KIM Bong-Ju	-	-	-	-		
		4		LEE Jun-Hmm	-	-	-	-		
		12		MOON Kyoung-Rok	-	-	-	-		
		2		PARK Woo-Sung	-	-	-	-		
		9		SEO Gu-Hwaun	-	-	-	-		
	Limit 15.00%		Total Team			16	19	45	80	20.00

Scoring Blockers		Rk	No	Name	Succ	Faults	Cont	Total	Avg
		1	8	KIM Sung-Hoon	2	8	4	14	0.67
		2	3	PARK Hyun-Dong	1	4	4	9	0.33
		10		BACK Young-Kil	1	3	1	5	0.33
		4	11	NA Myung-Jong	-	2	2	4	0.00
		7		JEON Seon-Ju	-	1	2	3	0.00
		6		KANG Duck-Chan	-	1	2	3	0.00
		1		YOON Chul-Ho	-	1	-	1	0.00
		5		KIM Bong-Ju	-	-	-	-	
		4		LEE Jun-Hmm	-	-	-	-	
		12		MOON Kyoung-Rok	-	-	-	-	
		2		PARK Woo-Sung	-	-	-	-	
		9		SEO Gu-Hwaun	-	-	-	-	
		Total Team			4	20	15	39	1.33

Scoring Servers		Rk	No	Name	Succ	Faults	Cont	Total	Avg
		1	8	KIM Sung-Hoon	-	1	8	9	0.00
			1	YOON Chul-Ho	-	1	8	9	0.00
			11	NA Myung-Jong	-	-	8	8	0.00
			3	PARK Hyun-Dong	-	1	6	7	0.00
			6	KANG Duck-Chan	-	1	4	5	0.00
			10	BACK Young-Kil	-	-	4	4	0.00
			7	JEON Seon-Ju	-	-	-	-	
			5	KIM Bong-Ju	-	-	-	-	
			4	LEE Jun-Hmm	-	-	-	-	
			12	MOON Kyoung-Rok	-	-	-	-	
			2	PARK Woo-Sung	-	-	-	-	
			9	SEO Gu-Hwaun	-	-	-	-	
		Total Team			-	4	38	42	0.00

Team	Opponent Errors & Team Faults	21	10
------	-------------------------------	----	----

Legend:									
Rk	Rank	Succ	Successes	Cont	Continues	Succ %	Success %	Avg	Average per set

Match No 4  
Start Time: 16:00

EGY vs KOR  
3 0


Spectators: 2113

Team	Sets	1	2	3	Total
EGY	3	25	25	25	75
KOR	0	18	9	14	41
	Minutes	21	14	18	53

## KOR - Korea

Non-Scoring Diggers		Rk	No	Name	Exc	Faults	Cont	Total	Avg
		1	5	KIM Bong-Ju	10	4	5	19	3.33
		2	6	KANG Duck-Chan	5	5	2	12	1.67
		3	1	YOON Chul-Ho	4	1	4	9	1.33
		4	3	PARK Hyun-Dong	3	1	1	5	1.00
		11	NA Myung-Jong	3	-	1	4	1.00	
		6	8	KIM Sung-Hoon	2	1	2	5	0.67
		7	10	BACK Young-Kil	-	3	1	4	0.00
		7	JEON Seon-Ju	-	1	-	1	0.00	
		9	SEO Gu-Hwaun	-	1	-	1	0.00	
		4	LEE Jun-Hmm	-	-	-	-	-	-
		12	MOON Kyoung-Rok	-	-	-	-	-	-
		2	PARK Woo-Sung	-	-	-	-	-	-
	Total Team					27	17	16	60

Non-Scoring Setters		Rk	No	Name	Exc	Faults	Cont	Total	Avg
		1	1	YOON Chul-Ho	4	-	9	13	1.33
		2	11	NA Myung-Jong	3	-	9	12	1.00
		3	3	PARK Hyun-Dong	1	1	8	10	0.33
		5	KIM Bong-Ju	1	-	8	9	0.33	
		8	KIM Sung-Hoon	1	-	5	6	0.33	
		6	6	KANG Duck-Chan	-	-	6	6	0.00
		10	BACK Young-Kil	-	-	2	2	0.00	
		7	JEON Seon-Ju	-	-	2	2	0.00	
		4	LEE Jun-Hmm	-	-	-	-	-	-
		12	MOON Kyoung-Rok	-	-	-	-	-	-
		2	PARK Woo-Sung	-	-	-	-	-	-
	9	SEO Gu-Hwaun	-	-	-	-	-	-	
Total Team					10	1	49	60	3.33

Non-Scoring Receivers		Rk	No	Name	Exc	Faults	Cont	Total	Eff %
		1	1	YOON Chul-Ho	7	-	13	20	35.00
		11	NA Myung-Jong	-	-	13	13	-	-
		3	PARK Hyun-Dong	-	3	8	11	-	-
		6	KANG Duck-Chan	1	-	9	10	-	-
		5	KIM Bong-Ju	1	-	9	10	-	-
		10	BACK Young-Kil	-	1	2	3	-	-
		7	JEON Seon-Ju	-	-	-	-	-	-
		8	KIM Sung-Hoon	-	-	-	-	-	-
		4	LEE Jun-Hmm	-	-	-	-	-	-
		12	MOON Kyoung-Rok	-	-	-	-	-	-
	2	PARK Woo-Sung	-	-	-	-	-	-	
	9	SEO Gu-Hwaun	-	-	-	-	-	-	
Total Team					9	4	54	67	7.46

Limit

25.00%

Legend:

Rk Rank Exc Excellent Cont Continues Eff % Efficiency % Avg Average per set

PRNVS00000042.00073 00102018:11V01P

Match No: 5  
Start Time: 17:30

GER vs JPN  
2 0

Spectators:

Team	Sets	1	2	3	4	5	Total
GER	2	25	25	0			50
JPN	0	10	17	0			27
	Minutes	16	19				35

Referees: HELAC Senad (BIH) & FELDSHTEYN Viktor (UKR)

GER - Germany							JPN - Japan								
No	Name	1	2	3	4	5	Pts	No	Name	1	2	3	4	5	Pts
1	SCHIFFLER Alexander			■				1	KATO Masahiko	■	■	■			
2	STETTNER Ferenc	■	■				5	2	SATO Ei	■	■	■			
3	RENGER Thomas	■	■				4	3	YOSHIDA Hitoshi	■	■	■			1
5	HAUSSIG Uwe							4	4	SHIKINE Toshinari			■		
6	SOICKE Siegmund	■	■				2	5	TAKEDA Yoshihito	■	■	■			
7	von der TRENCK Stefan	□	□					6	ARIFUKU Junichi						
8	MIMBERG Dirk	■	■	■			4	7	NAKAYAMA Robert	■	■	■			1
9	SCHRAPP Juergen	■	■				9	8	TANAKA Koji			■			6
10	WISCHNEWSKI Stefan							9	TANABE Tsutomu	□	□				1
11	RICKMANN Martin	■	■				5	10	WAKAIRO Hiroyuki						
12	BARSCH Steffen	□	□				1	11	YONEZAWA Atsushi						
								12	SASAKI Masahiro						
<b>Head Coach:</b> DE HAAN Jouke							<b>Head Coach:</b> MANO Yoshihisa								
<b>Assistant:</b> WILKENS Andreas							<b>Assistant:</b> YAMASHITA Shin								

### TEAM AND PLAYER PERFORMANCES

Won	Total Atts	No	Name	Scoring Skills	Won	Total Atts	No	Name
16	41	Total Team		Attack	7	52	Total Team	
6	11	9	SCHRAPP Juergen		5	13	8	TANAKA Koji
4	7	8	MIMBERG Dirk		1	7	3	YOSHIDA Hitoshi
3	6	11	RICKMANN Martin		1	5	7	NAKAYAMA Robert
9	36	Total Team		Block	1	18	Total Team	
2	4	2	STETTNER Ferenc		1	8	8	TANAKA Koji
2	5	3	RENGER Thomas					
2	5	6	SOICKE Siegmund	Serve	1	28	Total Team	
5	48	Total Team			1	3	9	TANABE Tsutomu
3	8	9	SCHRAPP Juergen					
2	8	2	STETTNER Ferenc	Opp Error	18		Total Team	
20		Total Team			27	98	Total Team	
50	125	Total Team						
9	9	9	SCHRAPP Juergen	Total				
				Best Scorer	6	6	8	TANAKA Koji

**Legend:**

■ Starting line-up      □ Substitute      nn Team Captain      □ Substitution libero  
 Pts Points scored      L Libero Player      Opp Opponent      Atts Attempts

**PARTIAL**



PRNVS00000043.00083 00102018:11V01P

Match No 5  
Start Time: 17:30


GER vs JPN  
2 0


Spectators:

Team	Sets	1	2	3	4	5	Total
GER	2	25	25	0			50
JPN	0	10	17	0			27
	Minutes	16	19				35

## GER - Germany

Scoring Attackers		Rk	No	Name	Succ	Faults	Cont	Total	Succ %	
		1	8	MIMBERG Dirk	4	2	1	7	57.14	
		2	9	SCHRAPP Juergen	6	-	5	11	54.55	
		3	3	RENGER Thomas	2	2	5	9	22.22	
		11		RICKMANN Martin	3	2	1	6		
		12		BARSCH Steffen	-	1	2	3		
		6		SOICKE Siegmund	-	2	1	3		
		2		STETTNER Ferenc	1	-	1	2		
		5		HAUSSIG Uwe	-	-	-	-		
		1		SCHIFFLER Alexander	-	-	-	-		
		10		WISCHNEWSKI Stefan	-	-	-	-		
		7		von der TRENCK Stefan	-	-	-	-		
	Limit									
	15.00%									
Total Team					16	9	16	41	39.02	

Scoring Blockers		Rk	No	Name	Succ	Faults	Cont	Total	Avg
		1	11	RICKMANN Martin	2	2	2	6	1.00
		3		RENGER Thomas	2	2	1	5	1.00
		6		SOICKE Siegmund	2	1	2	5	1.00
		2		STETTNER Ferenc	2	-	2	4	1.00
		5	12	BARSCH Steffen	1	1	3	5	0.50
		6	9	SCHRAPP Juergen	-	2	6	8	0.00
		8		MIMBERG Dirk	-	-	2	2	0.00
		7		von der TRENCK Stefan	-	1	-	1	0.00
		5		HAUSSIG Uwe	-	-	-	-	
		1		SCHIFFLER Alexander	-	-	-	-	
		10		WISCHNEWSKI Stefan	-	-	-	-	
Total Team					9	9	18	36	4.50

Scoring Servers		Rk	No	Name	Succ	Faults	Cont	Total	Avg
		1	9	SCHRAPP Juergen	3	1	4	8	1.50
		2	2	STETTNER Ferenc	2	1	5	8	1.00
		3	8	MIMBERG Dirk	-	2	12	14	0.00
		11		RICKMANN Martin	-	1	8	9	0.00
		3		RENGER Thomas	-	1	4	5	0.00
		6		SOICKE Siegmund	-	-	4	4	0.00
		12		BARSCH Steffen	-	-	-	-	
		5		HAUSSIG Uwe	-	-	-	-	
		1		SCHIFFLER Alexander	-	-	-	-	
		10		WISCHNEWSKI Stefan	-	-	-	-	
	7		von der TRENCK Stefan	-	-	-	-		
Total Team					5	6	37	48	2.50

Team	Opponent Errors & Team Faults	20	1

Legend:									
Rk	Rank	Succ	Successes	Cont	Continues	Succ %	Success %	Avg	Average per set


Match No 5  
Start Time: 17:30


GER vs JPN  
2 0


Spectators:

Team	Sets	1	2	3	4	5	Total
GER	2	25	25	0			50
JPN	0	10	17	0			27
	Minutes	16	19				35

## GER - Germany

Non-Scoring Diggers		Rk	No	Name	Exc	Faults	Cont	Total	Avg
	1	11	RICKMANN Martin	7	-	1	8	3.50	
	2	9	SCHRAPP Juergen	3	1	-	4	1.50	
	3	8	MIMBERG Dirk	2	-	1	3	1.00	
	4	6	SOICKE Siegmund	1	-	2	3	0.50	
	3	RENGER Thomas	1	-	1	2	0.50		
	6	12	BARSCH Steffen	-	-	1	1	0.00	
	2	STETTNER Ferenc	-	1	-	1	0.00		
	5	HAUSSIG Uwe	-	-	-	-	-		
	1	SCHIFFLER Alexander	-	-	-	-	-		
	10	WISCHNEWSKI Stefan	-	-	-	-	-		
7	von der TRENCK Stefan	-	-	-	-	-			
Total Team				14	2	6	22	7.00	

Non-Scoring Setters		Rk	No	Name	Exc	Faults	Cont	Total	Avg
	1	6	SOICKE Siegmund	10	-	4	14	5.00	
	2	2	STETTNER Ferenc	5	-	8	13	2.50	
	3	11	RICKMANN Martin	1	-	2	3	0.50	
	4	9	SCHRAPP Juergen	-	-	4	4	0.00	
	8	MIMBERG Dirk	-	-	2	2	0.00		
	7	von der TRENCK Stefan	-	-	2	2	0.00		
	12	BARSCH Steffen	-	-	1	1	0.00		
	3	RENGER Thomas	-	-	1	1	0.00		
	5	HAUSSIG Uwe	-	-	-	-	-		
	1	SCHIFFLER Alexander	-	-	-	-	-		
10	WISCHNEWSKI Stefan	-	-	-	-	-			
Total Team				16	-	24	40	8.00	

Non-Scoring Receivers		Rk	No	Name	Exc	Faults	Cont	Total	Eff %
	1	11	RICKMANN Martin	8	-	1	9	88.89	
	3	RENGER Thomas	3	-	1	4			
	9	SCHRAPP Juergen	4	-	-	4			
	12	BARSCH Steffen	2	-	-	2			
	8	MIMBERG Dirk	-	-	2	2			
	6	SOICKE Siegmund	-	-	1	1			
	5	HAUSSIG Uwe	-	-	-	-			
	1	SCHIFFLER Alexander	-	-	-	-			
	2	STETTNER Ferenc	-	-	-	-			
	10	WISCHNEWSKI Stefan	-	-	-	-			
7	von der TRENCK Stefan	-	-	-	-				
Total Team				17	-	5	22	77.27	

Limit  
25.00%

Legend:		Exc	Cont	Eff %	Avg
Rk	Rank	Excellent	Continues	Efficiency %	Average per set

Match No 5  
Start Time: 17:30

GER vs JPN  
2 0

Spectators:

Team	Sets	1	2	3	4	5	Total
GER	2	25	25	0			50
JPN	0	10	17	0			27
	Minutes	16	19				35

## JPN - Japan

Scoring Attackers		Rk	No	Name	Succ	Faults	Cont	Total	Succ %
		1	8	TANAKA Koji	5	5	3	13	38.46
			1	KATO Masahiko	-	1	12	13	
			2	SATO Ei	-	5	7	12	
			3	YOSHIDA Hitoshi	1	3	3	7	
			7	NAKAYAMA Robert	1	3	1	5	
			5	TAKEDA Yoshihito	-	1	1	2	
			6	ARIFUKU Junichi	-	-	-	-	
			12	SASAKI Masahiro	-	-	-	-	
			4	SHIKINE Toshinari	-	-	-	-	
			9	TANABE Tsutomu	-	-	-	-	
			10	WAKAIRO Hiroyuki	-	-	-	-	
		11	YONEZAWA Atsushi	-	-	-	-		
Limit	15.00%								
Total Team					7	18	27	52	13.46

Scoring Blockers		Rk	No	Name	Succ	Faults	Cont	Total	Avg
		1	8	TANAKA Koji	1	1	6	8	0.50
		2	5	TAKEDA Yoshihito	-	2	2	4	0.00
			1	KATO Masahiko	-	-	2	2	0.00
			7	NAKAYAMA Robert	-	-	2	2	0.00
			2	SATO Ei	-	-	1	1	0.00
			3	YOSHIDA Hitoshi	-	1	-	1	0.00
			6	ARIFUKU Junichi	-	-	-	-	
			12	SASAKI Masahiro	-	-	-	-	
			4	SHIKINE Toshinari	-	-	-	-	
			9	TANABE Tsutomu	-	-	-	-	
			10	WAKAIRO Hiroyuki	-	-	-	-	
		11	YONEZAWA Atsushi	-	-	-	-		
Total Team					1	4	13	18	0.50

Scoring Servers		Rk	No	Name	Succ	Faults	Cont	Total	Avg
		1	9	TANABE Tsutomu	1	-	2	3	0.50
		2	7	NAKAYAMA Robert	-	-	6	6	0.00
			1	KATO Masahiko	-	-	5	5	0.00
			3	YOSHIDA Hitoshi	-	1	4	5	0.00
			2	SATO Ei	-	2	2	4	0.00
			5	TAKEDA Yoshihito	-	-	3	3	0.00
			8	TANAKA Koji	-	1	1	2	0.00
			6	ARIFUKU Junichi	-	-	-	-	
			12	SASAKI Masahiro	-	-	-	-	
			4	SHIKINE Toshinari	-	-	-	-	
			10	WAKAIRO Hiroyuki	-	-	-	-	
		11	YONEZAWA Atsushi	-	-	-	-		
Total Team					1	4	23	28	0.50

Team	Opponent Errors & Team Faults	18	3
------	-------------------------------	----	---

Legend:									
Rk	Rank	Succ	Successes	Cont	Continues	Succ %	Success %	Avg	Average per set


Match No 5  
Start Time: 17:30


GER vs JPN  
2 0


Spectators:

Team	Sets	1	2	3	4	5	Total
GER	2	25	25	0			50
JPN	0	10	17	0			27
	Minutes	16	19				35

## JPN - Japan

Non-Scoring Diggers		Rk	No	Name	Exc	Faults	Cont	Total	Avg
	1	7	NAKAYAMA Robert	4	4	3	11	2.00	
		3	YOSHIDA Hitoshi	4	1	1	6	2.00	
		8	TANAKA Koji	4	1	-	5	2.00	
	4	2	SATO Ei	2	1	-	3	1.00	
	5	5	TAKEDA Yoshihito	1	2	2	5	0.50	
	6	1	KATO Masahiko	-	6	3	9	0.00	
		9	TANABE Tsutomu	-	1	-	1	0.00	
		6	ARIFUKU Junichi	-	-	-	-	-	
		12	SASAKI Masahiro	-	-	-	-	-	
		4	SHIKINE Toshinari	-	-	-	-	-	
		10	WAKAIRO Hiroyuki	-	-	-	-	-	
	11	YONEZAWA Atsushi	-	-	-	-	-		
Total Team				15	16	9	40	7.50	

Non-Scoring Setters		Rk	No	Name	Exc	Faults	Cont	Total	Avg
	1	5	TAKEDA Yoshihito	5	-	16	21	2.50	
	2	7	NAKAYAMA Robert	2	-	16	18	1.00	
	3	3	YOSHIDA Hitoshi	-	-	4	4	0.00	
		2	SATO Ei	-	-	3	3	0.00	
		8	TANAKA Koji	-	-	3	3	0.00	
		1	KATO Masahiko	-	-	1	1	0.00	
		6	ARIFUKU Junichi	-	-	-	-	-	
		12	SASAKI Masahiro	-	-	-	-	-	
		4	SHIKINE Toshinari	-	-	-	-	-	
		9	TANABE Tsutomu	-	-	-	-	-	
		10	WAKAIRO Hiroyuki	-	-	-	-	-	
	11	YONEZAWA Atsushi	-	-	-	-	-		
Total Team				7	-	43	50	3.50	

Non-Scoring Receivers		Rk	No	Name	Exc	Faults	Cont	Total	Eff %
	1	2	SATO Ei	10	-	-	10	100.0	
		3	YOSHIDA Hitoshi	6	2	1	9		
		5	TAKEDA Yoshihito	7	1	-	8		
		1	KATO Masahiko	3	1	1	5		
		7	NAKAYAMA Robert	4	-	-	4		
		8	TANAKA Koji	1	1	-	2		
		9	TANABE Tsutomu	1	-	-	1		
		6	ARIFUKU Junichi	-	-	-	-		
		12	SASAKI Masahiro	-	-	-	-		
		4	SHIKINE Toshinari	-	-	-	-		
		10	WAKAIRO Hiroyuki	-	-	-	-		
	11	YONEZAWA Atsushi	-	-	-	-			
Total Team				32	5	2	39	69.23	

Limit

25.00%

Legend:									
Rk	Rank	Exc	Excellent	Cont	Continues	Eff %	Efficiency %	Avg	Average per set

PRNVS00000044.00073 00102018:40V010

Match No: 5  
Start Time: 17:30

GER vs JPN  
3 0

Spectators: 402

Team	Sets	1	2	3	Total
GER	3	25	25	25	75
JPN	0	10	17	14	41
	Minutes	16	19	20	55

Referees: HELAC Senad (BIH) & FELDSHTEYN Viktor (UKR)

GER - Germany							JPN - Japan								
No	Name	1	2	3	4	5	Pts	No	Name	1	2	3	4	5	Pts
1	SCHIFFLER Alexander			■			3	1	KATO Masahiko	■	■	■			1
2	STETTNER Ferenc	■	■	■			7	2	SATO Ei	■	■	■			
3	RENGER Thomas	■	■	■			5	3	YOSHIDA Hitoshi	■	■	■			2
5	HAUSSIG Uwe				┌		1	4	SHIKINE Toshinari			■			
6	SOICKE Siegmund	■	■	■			2	5	TAKEDA Yoshihito	■	■	■			
7	von der TRENCK Stefan	┌	┌					6	ARIFUKU Junichi						
8	MIMBERG Dirk	■	■	■			5	7	NAKAYAMA Robert	■	■	■			1
9	SCHRAPP Juergen	■	■	■			13	8	TANAKA Koji			■	■		10
10	WISCHNEWSKI Stefan				┌			9	TANABE Tsutomu	┌	┌				1
11	RICKMANN Martin	■	■				5	10	WAKAIRO Hiroyuki						
12	BARSCH Steffen	┌	┌	┌			3	11	YONEZAWA Atsushi						
								12	SASAKI Masahiro						
<b>Head Coach:</b> DE HAAN Jouke							<b>Head Coach:</b> MANO Yoshihisa								
<b>Assistant:</b> WILKENS Andreas							<b>Assistant:</b> YAMASHITA Shin								

### TEAM AND PLAYER PERFORMANCES

Won	Total Atts	No	Name	Scoring Skills	Won	Total Atts	No	Name
28	67	Total Team		Attack	11	86	Total Team	
10	17	9	SCHRAPP Juergen		8	27	8	TANAKA Koji
5	11	8	MIMBERG Dirk		1	22	1	KATO Masahiko
3	7	1	SCHIFFLER Alexander		1	10	3	YOSHIDA Hitoshi
9	47	Total Team		Block	2	33	Total Team	
2	4	2	STETTNER Ferenc		1	2	3	YOSHIDA Hitoshi
2	7	3	RENGER Thomas		1	10	8	TANAKA Koji
2	7	6	SOICKE Siegmund					
7	73	Total Team		Serve	2	42	Total Team	
3	13	2	STETTNER Ferenc		1	5	8	TANAKA Koji
3	16	9	SCHRAPP Juergen		1	3	9	TANABE Tsutomu
1	4	12	BARSCH Steffen					
31		Total Team		Opp Error	26		Total Team	
75	187	Total Team			41	161	Total Team	
13	13	9	SCHRAPP Juergen		<b>Best Scorer</b>	10	10	8

**Legend:**

■ Starting line-up      ┌ Substitute      nn Team Captain      ┌ Substitute libero  
 Pts Points scored      L Libero Player      Opp Opponent      Atts Attempts

PRNVS00000045.00083 00102018:44V010



Match No 5  
Start Time: 17:30


GER vs JPN  
3 0


Spectators: 402

Team	Sets	1	2	3	Total
GER	3	25	25	25	75
JPN	0	10	17	14	41
	Minutes	16	19	20	55

## GER - Germany

Scoring Attackers		Rk	No	Name	Succ	Faults	Cont	Total	Succ %	
		1	9	SCHRAPP Juergen	10	-	7	17	58.82	
		2	8	MIMBERG Dirk	5	2	4	11	45.45	
		3	3	RENGER Thomas	3	2	6	11	27.27	
			1	SCHIFFLER Alexander	3	-	4	7		
			12	BARSCHE Steffen	1	2	3	6		
			11	RICKMANN Martin	3	2	1	6		
			6	SOICKE Siegmund	-	2	2	4		
			2	STETTNER Ferenc	2	-	1	3		
			5	HAUSSIG Uwe	1	-	1	2		
			10	WISCHNEWSKI Stefan	-	-	-	-		
			7	von der TRENCK Stefan	-	-	-	-		
	Limit 15.00%		Total Team			28	10	29	67	41.79

Scoring Blockers		Rk	No	Name	Succ	Faults	Cont	Total	Avg
		1	3	RENGER Thomas	2	2	3	7	0.67
			6	SOICKE Siegmund	2	2	3	7	0.67
			11	RICKMANN Martin	2	2	2	6	0.67
			2	STETTNER Ferenc	2	-	2	4	0.67
			5	12 BARSCHE Steffen	1	1	3	5	0.33
			6	9 SCHRAPP Juergen	-	2	7	9	0.00
				8 MIMBERG Dirk	-	1	3	4	0.00
				1 SCHIFFLER Alexander	-	-	3	3	0.00
				5 HAUSSIG Uwe	-	-	1	1	0.00
				7 von der TRENCK Stefan	-	1	-	1	0.00
				10 WISCHNEWSKI Stefan	-	-	-	-	
		Total Team			9	11	27	47	3.00

Scoring Servers		Rk	No	Name	Succ	Faults	Cont	Total	Avg
		1	9	SCHRAPP Juergen	3	2	11	16	1.00
			2	STETTNER Ferenc	3	3	7	13	1.00
			3	12 BARSCHE Steffen	1	-	3	4	0.33
			4	8 MIMBERG Dirk	-	3	13	16	0.00
				11 RICKMANN Martin	-	1	8	9	0.00
				3 RENGERTHOMAS	-	1	6	7	0.00
				6 SOICKE Siegmund	-	-	6	6	0.00
				1 SCHIFFLER Alexander	-	1	1	2	0.00
				5 HAUSSIG Uwe	-	-	-	-	
				10 WISCHNEWSKI Stefan	-	-	-	-	
				7 von der TRENCK Stefan	-	-	-	-	
		Total Team			7	11	55	73	2.33

Team	Opponent Errors & Team Faults	31	2
------	-------------------------------	----	---

Legend:									
Rk	Rank	Succ	Successes	Cont	Continues	Succ %	Success %	Avg	Average per set


Match No 5  
Start Time: 17:30


GER vs JPN  
3 0


Spectators: 402

Team	Sets	1	2	3	Total
GER	3	25	25	25	75
JPN	0	10	17	14	41
	Minutes	16	19	20	55

## GER - Germany

Non-Scoring Diggers		Rk	No	Name	Exc	Faults	Cont	Total	Avg
	1	3	RENGER Thomas	7	1	2	10	2.33	
		9	SCHRAPP Juergen	7	1	1	9	2.33	
		11	RICKMANN Martin	7	-	1	8	2.33	
	4	6	SOICKE Siegmund	2	2	3	7	0.67	
		8	MIMBERG Dirk	2	-	1	3	0.67	
	6	2	STETTNER Ferenc	1	2	-	3	0.33	
		12	BARSCH Steffen	1	-	1	2	0.33	
		10	WISCHNEWSKI Stefan	1	-	1	2	0.33	
		1	SCHIFFLER Alexander	1	-	-	1	0.33	
	10	5	HAUSSIG Uwe	-	1	-	1	0.00	
		7	von der TRENCK Stefan	-	-	-	-	-	
	Total Team				29	7	10	46	9.67

Non-Scoring Setters		Rk	No	Name	Exc	Faults	Cont	Total	Avg
	1	6	SOICKE Siegmund	17	-	8	25	5.67	
	2	2	STETTNER Ferenc	8	-	18	26	2.67	
	3	11	RICKMANN Martin	1	-	2	3	0.33	
		5	HAUSSIG Uwe	1	-	-	1	0.33	
	5	9	SCHRAPP Juergen	-	-	4	4	0.00	
		8	MIMBERG Dirk	-	-	2	2	0.00	
		7	von der TRENCK Stefan	-	-	2	2	0.00	
		12	BARSCH Steffen	-	-	1	1	0.00	
		3	RENGER Thomas	-	-	1	1	0.00	
		1	SCHIFFLER Alexander	-	-	1	1	0.00	
		10	WISCHNEWSKI Stefan	-	-	1	1	0.00	
Total Team				27	-	40	67	9.00	

Non-Scoring Receivers		Rk	No	Name	Exc	Faults	Cont	Total	Eff %
	1	11	RICKMANN Martin	8	-	1	9	88.89	
	2	3	RENGER Thomas	7	-	2	9	77.78	
		9	SCHRAPP Juergen	4	-	-	4	-	
		12	BARSCH Steffen	3	-	-	3	-	
		8	MIMBERG Dirk	-	-	2	2	-	
		1	SCHIFFLER Alexander	-	-	1	2	-	
		6	SOICKE Siegmund	1	-	1	2	-	
		5	HAUSSIG Uwe	1	-	-	1	-	
		2	STETTNER Ferenc	1	-	-	1	-	
		10	WISCHNEWSKI Stefan	-	-	-	-	-	
	7	von der TRENCK Stefan	-	-	-	-	-		
Total Team				26	-	7	33	78.79	

Limit

25.00%

Legend:

Rk Rank      Exc Excellent      Cont Continues      Eff % Efficiency %      Avg Average per set


Match No 5  
Start Time: 17:30


GER vs JPN  
3 0


Spectators: 402

Team	Sets	1	2	3	Total
GER	3	25	25	25	75
JPN	0	10	17	14	41
	Minutes	16	19	20	55

## JPN - Japan

Scoring Attackers		Rk	No	Name	Succ	Faults	Cont	Total	Succ %
	1	8	TANAKA Koji	8	8	11	27	29.63	
		1	KATO Masahiko	1	2	19	22		
		2	SATO Ei	-	5	7	12		
		3	YOSHIDA Hitoshi	1	4	5	10		
		7	NAKAYAMA Robert	1	5	2	8		
		5	TAKEDA Yoshihito	-	3	1	4		
		4	SHIKINE Toshinari	-	-	3	3		
		6	ARIFUKU Junichi	-	-	-	-		
		12	SASAKI Masahiro	-	-	-	-		
		9	TANABE Tsutomu	-	-	-	-		
		10	WAKAIRO Hiroyuki	-	-	-	-		
	11	YONEZAWA Atsushi	-	-	-	-			
Limit 15.00%	Total Team			11	27	48	86	12.79	

Scoring Blockers		Rk	No	Name	Succ	Faults	Cont	Total	Avg
	1	8	TANAKA Koji	1	1	8	10	0.33	
		3	YOSHIDA Hitoshi	1	1	-	2	0.33	
	3	1	KATO Masahiko	-	3	3	6	0.00	
		4	SHIKINE Toshinari	-	3	2	5	0.00	
		5	TAKEDA Yoshihito	-	2	3	5	0.00	
		7	NAKAYAMA Robert	-	-	4	4	0.00	
		2	SATO Ei	-	-	1	1	0.00	
		6	ARIFUKU Junichi	-	-	-	-		
		12	SASAKI Masahiro	-	-	-	-		
		9	TANABE Tsutomu	-	-	-	-		
		10	WAKAIRO Hiroyuki	-	-	-	-		
	11	YONEZAWA Atsushi	-	-	-	-			
Total Team				2	10	21	33	0.67	

Scoring Servers		Rk	No	Name	Succ	Faults	Cont	Total	Avg
	1	8	TANAKA Koji	1	2	2	5	0.33	
		9	TANABE Tsutomu	1	-	2	3	0.33	
	3	7	NAKAYAMA Robert	-	-	8	8	0.00	
		1	KATO Masahiko	-	-	7	7	0.00	
		3	YOSHIDA Hitoshi	-	1	6	7	0.00	
		5	TAKEDA Yoshihito	-	-	6	6	0.00	
		2	SATO Ei	-	2	2	4	0.00	
		4	SHIKINE Toshinari	-	-	2	2	0.00	
		6	ARIFUKU Junichi	-	-	-	-		
		12	SASAKI Masahiro	-	-	-	-		
		10	WAKAIRO Hiroyuki	-	-	-	-		
	11	YONEZAWA Atsushi	-	-	-	-			
Total Team				2	5	35	42	0.67	

Team	Opponent Errors & Team Faults	26	8
------	-------------------------------	----	---

Legend:									
Rk	Rank	Succ	Successes	Cont	Continues	Succ %	Success %	Avg	Average per set


Match No 5  
Start Time: 17:30


GER vs JPN  
3 0


Spectators: 402

Team	Sets	1	2	3	Total
GER	3	25	25	25	75
JPN	0	10	17	14	41
	Minutes	16	19	20	55

## JPN - Japan

Non-Scoring Diggers		Rk	No	Name	Exc	Faults	Cont	Total	Avg
		1	8	TANAKA Koji	10	1	-	11	3.33
		2	7	NAKAYAMA Robert	5	5	4	14	1.67
		3	3	YOSHIDA Hitoshi	4	1	1	6	1.33
		4		SHIKINE Toshinari	4	-	-	4	1.33
		5	2	SATO Ei	2	1	-	3	0.67
		6	1	KATO Masahiko	1	7	5	13	0.33
		5		TAKEDA Yoshihito	1	3	2	6	0.33
		8	9	TANABE Tsutomu	-	1	-	1	0.00
		6		ARIFUKU Junichi	-	-	-	-	-
		12		SASAKI Masahiro	-	-	-	-	-
		10		WAKAIRO Hiroyuki	-	-	-	-	-
	11		YONEZAWA Atsushi	-	-	-	-	-	
Total Team					27	19	12	58	9.00

Non-Scoring Setters		Rk	No	Name	Exc	Faults	Cont	Total	Avg
		1	5	TAKEDA Yoshihito	6	-	27	33	2.00
		2	7	NAKAYAMA Robert	4	1	24	29	1.33
		3	3	YOSHIDA Hitoshi	-	-	9	9	0.00
		2		SATO Ei	-	-	3	3	0.00
		4		SHIKINE Toshinari	-	-	3	3	0.00
		8		TANAKA Koji	-	-	3	3	0.00
		1		KATO Masahiko	-	-	1	1	0.00
		6		ARIFUKU Junichi	-	-	-	-	-
		12		SASAKI Masahiro	-	-	-	-	-
		9		TANABE Tsutomu	-	-	-	-	-
		10		WAKAIRO Hiroyuki	-	-	-	-	-
	11		YONEZAWA Atsushi	-	-	-	-	-	
Total Team					10	1	70	81	3.33

Non-Scoring Receivers		Rk	No	Name	Exc	Faults	Cont	Total	Eff %
		1		KATO Masahiko	7	1	4	12	
		3		YOSHIDA Hitoshi	9	2	1	12	
		2		SATO Ei	10	-	-	10	
		5		TAKEDA Yoshihito	8	1	-	9	
		7		NAKAYAMA Robert	5	-	-	5	
		8		TANAKA Koji	4	1	-	5	
		4		SHIKINE Toshinari	2	-	-	2	
		9		TANABE Tsutomu	1	-	-	1	
		6		ARIFUKU Junichi	-	-	-	-	
		12		SASAKI Masahiro	-	-	-	-	
		10		WAKAIRO Hiroyuki	-	-	-	-	
	11		YONEZAWA Atsushi	-	-	-	-		
Total Team					46	5	5	56	73.21

Limit

25.00%

Legend:									
Rk	Rank	Exc	Excellent	Cont	Continues	Eff %	Efficiency %	Avg	Average per set

PRNVS00000046.00073 00102019:47V01P

Match No: 6  
Start Time: 19:00

BIH vs FIN  
2 vs 0

Spectators:

Team	Sets	1	2	3	4	5	Total
BIH	2	25	25	1			51
FIN	0	18	22	2			42
	Minutes	19	21				40

Referees: KHOEINI Hossein (IRI) & VAN DE LOO Henricus (NED)

BIH ▪ Bosnia & Herzegovina								FIN ▪ Finland							
No	Name	1	2	3	4	5	Pts	No	Name	1	2	3	4	5	Pts
1	GODINJAK Ismet	■	■				5	1	PYNNOENEN Allan						
2	MANKO Adnan	■	■	■			5	2	HAENNINEN Keijo						
3	NUHANOVIC Sevko	■		■			3	3	L HEINO Jari	L	L				
4	IBRAKOVIC Edin			■			1	4	LAINE Jukka	■	■	■			1
5	MEDIC Asim	■	■	■			7	6	KAPIAINEN Petri		■				2
6	CAUSEVIC Fikret			■	■			7	7	TERVO Sami					
7	MAHMIC Zikret	■					8	8	MELANEN Lauri	■			■		7
8	HAMZIC Dzevad			■				9	TUOMINEN Veli-Matti	■	■	■			3
9	L SALKIC Nedžad	L	L					10	PULLI Matti	■	■	■			1
10	CISIJA Abid							11	VENAELAEINEN Olavi	■	■	■			1
11	DELALIC Sabahudin	■	■	■			4	12	VISTBACKA Aulis	■	■	■			3
12	ALIC Nevzet														
<b>Head Coach:</b> HRUSTEMOVIC Mirza								<b>Head Coach:</b> VARE Timo							
<b>Assistant:</b> COLIC Mehmed								<b>Assistant:</b> PULLI Ossi							

### TEAM AND PLAYER PERFORMANCES

Won	Total Atts	No	Name	Scoring Skills	Won	Total Atts	No	Name
23	74	Total Team		Attack	13	65	Total Team	
7	20	7	MAHMIC Zikret		7	14	8	MELANEN Lauri
5	10	1	GODINJAK Ismet		2	6	9	TUOMINEN Veli-Matti
3	11	2	MANKO Adnan		2	10	12	VISTBACKA Aulis
9	40	Total Team			4	22	Total Team	
4	10	5	MEDIC Asim	Block	1	4	4	LAINE Jukka
2	12	2	MANKO Adnan		1	5	6	KAPIAINEN Petri
1	3	3	NUHANOVIC Sevko		1	5	10	PULLI Matti
1	49	Total Team		Serve	1	37	Total Team	
1	15	11	DELALIC Sabahudin		1	14	9	TUOMINEN Veli-Matti
18		Total Team		Opp Error	22		Total Team	
51	163	Total Team			40	124	Total Team	
8	8	7	MAHMIC Zikret		Best Scorer	7	7	8

**Legend:**

■ Starting line-up      ▬ Substitute      nn Team Captain      L Substitute libero  
 Pts Points scored      L Libero Player      Opp Opponent      Atts Attempts

**PARTIAL**

PRNVS00000047.00083 00102019:22V01P

Match No 6  
Start Time: 19:00

BIH vs FIN  
1 0


Spectators:

Team	Sets	1	2	3	4	5	Total
BIH	1	25	0				25
FIN	0	18	0				18
	Minutes	19					19

## BIH · Bosnia & Herzegovina

Scoring Attackers		Rk	No	Name	Succ	Faults	Cont	Total	Succ %
	1	7	MAHMIC Zikret	6	2	5	13	46.15	
		3	NUHANOVIC Sevko	2	1	1	4		
		1	GODINJAK Ismet	2	-	1	3		
		2	MANKO Adnan	1	-	2	3		
		5	MEDIC Asim	-	1	2	3		
		11	DELALIC Sabahudin	-	1	1	2		
		12	ALIC Nevzet	-	-	-	-		
		6	CAUSEVIC Fikret	-	-	-	-		
		10	CISIJA Abid	-	-	-	-		
		8	HAMZIC Dzevad	-	-	-	-		
		4	IBRAKOVIC Edin	-	-	-	-		
		9	SALKIC Nedzad	-	-	-	-		
	Limit 15.00%	Total Team			11	5	12	28	39.29

Scoring Blockers		Rk	No	Name	Succ	Faults	Cont	Total	Avg
	1	11	DELALIC Sabahudin	1	3	2	6	1.00	
		5	MEDIC Asim	1	2	1	4	1.00	
		7	MAHMIC Zikret	1	-	2	3	1.00	
		3	NUHANOVIC Sevko	1	1	1	3	1.00	
		5	2	MANKO Adnan	-	1	3	4	0.00
		1	GODINJAK Ismet	-	1	-	1	0.00	
		12	ALIC Nevzet	-	-	-	-		
		6	CAUSEVIC Fikret	-	-	-	-		
		10	CISIJA Abid	-	-	-	-		
		8	HAMZIC Dzevad	-	-	-	-		
		4	IBRAKOVIC Edin	-	-	-	-		
		9	SALKIC Nedzad	-	-	-	-		
	Total Team				4	8	9	21	4.00

Scoring Servers		Rk	No	Name	Succ	Faults	Cont	Total	Avg
	1	11	DELALIC Sabahudin	1	-	8	9	1.00	
		5	MEDIC Asim	1	1	1	3	1.00	
		3	2	MANKO Adnan	-	-	6	6	0.00
		3	NUHANOVIC Sevko	-	-	4	4	0.00	
		7	MAHMIC Zikret	-	-	3	3	0.00	
		1	GODINJAK Ismet	-	-	1	1	0.00	
		12	ALIC Nevzet	-	-	-	-		
		6	CAUSEVIC Fikret	-	-	-	-		
		10	CISIJA Abid	-	-	-	-		
		8	HAMZIC Dzevad	-	-	-	-		
		4	IBRAKOVIC Edin	-	-	-	-		
		9	SALKIC Nedzad	-	-	-	-		
	Total Team				2	1	23	26	2.00

Team	Opponent Errors & Team Faults	8	1
------	-------------------------------	---	---

Legend:									
Rk	Rank	Succ	Successes	Cont	Continues	Succ %	Success %	Avg	Average per set




Match No 6  
Start Time: 19:00


BIH vs FIN  
1 0


Spectators:

Team	Sets	1	2	3	4	5	Total
BIH	1	25	0				25
FIN	0	18	0				18
	Minutes	19					19

## BIH · Bosnia & Herzegovina

Non-Scoring Diggers		Rk	No	Name	Exc	Faults	Cont	Total	Avg
	1	9	SALKIC Nedzad	4	-	-	4	4.00	
	2	11	DELALIC Sabahudin	3	1	-	4	3.00	
	3	5	MEDIC Asim	2	-	1	3	2.00	
		1	GODINJAK Ismet	2	-	-	2	2.00	
		7	MAHMIC Zikret	2	-	-	2	2.00	
	6	2	MANKO Adnan	1	-	1	2	1.00	
	7	3	NUHANOVIC Sevko	-	1	-	1	0.00	
		12	ALIC Nevzet	-	-	-	-		
		6	CAUSEVIC Fikret	-	-	-	-		
		10	CISIJA Abid	-	-	-	-		
		8	HAMZIC Dzevad	-	-	-	-		
		4	IBRAKOVIC Edin	-	-	-	-		
	Total Team				14	2	2	18	14.00

Non-Scoring Setters		Rk	No	Name	Exc	Faults	Cont	Total	Avg
	1	11	DELALIC Sabahudin	6	-	6	12	6.00	
	2	1	GODINJAK Ismet	2	-	4	6	2.00	
		2	MANKO Adnan	2	-	2	4	2.00	
		5	MEDIC Asim	2	-	1	3	2.00	
		12	ALIC Nevzet	-	-	-	-		
		6	CAUSEVIC Fikret	-	-	-	-		
		10	CISIJA Abid	-	-	-	-		
		8	HAMZIC Dzevad	-	-	-	-		
		4	IBRAKOVIC Edin	-	-	-	-		
		7	MAHMIC Zikret	-	-	-	-		
		3	NUHANOVIC Sevko	-	-	-	-		
		9	SALKIC Nedzad	-	-	-	-		
	Total Team				12	-	13	25	12.00

Non-Scoring Receivers		Rk	No	Name	Exc	Faults	Cont	Total	Eff %
	1	1	GODINJAK Ismet	3	-	1	4	75.00	
		2	MANKO Adnan	1	1	3	5		
		11	DELALIC Sabahudin	3	-	-	3		
		5	MEDIC Asim	2	-	-	2		
		7	MAHMIC Zikret	1	-	-	1		
		9	SALKIC Nedzad	-	-	1	1		
		12	ALIC Nevzet	-	-	-	-		
		6	CAUSEVIC Fikret	-	-	-	-		
		10	CISIJA Abid	-	-	-	-		
		8	HAMZIC Dzevad	-	-	-	-		
		4	IBRAKOVIC Edin	-	-	-	-		
		3	NUHANOVIC Sevko	-	-	-	-		
	Total Team				10	1	5	16	56.25

Limit

25.00%

Legend:

Rk Rank      Exc Excellent      Cont Continues      Eff % Efficiency %      Avg Average per set

Match No 6  
Start Time: 19:00


BIH vs FIN  
1 0

Spectators:

Team	Sets	1	2	3	4	5	Total
BIH	1	25	0				25
FIN	0	18	0				18
	Minutes	19					19

## FIN - Finland

Scoring Attackers		Rk	No	Name	Succ	Faults	Cont	Total	Succ %
	1	8	MELANEN Lauri	4	3	4	11	36.36	
	2	11	VENAELAEINEN Olavi	1	1	4	6	16.67	
		10	PULLI Matti	-	-	5	5		
		12	VISTBACKA Aulis	1	2	2	5		
		6	KAPIAINEN Petri	-	2	2	4		
		9	TUOMINEN Veli-Matti	2	1	-	3		
		4	LAINE Jukka	-	-	1	1		
		2	HAENNINEN Keijo	-	-	-	-		
		3	HEINO Jari	-	-	-	-		
		1	PYNNOENEN Allan	-	-	-	-		
		7	TERVO Sami	-	-	-	-		
	Limit 15.00%	Total Team			8	9	18	35	22.86

Scoring Blockers		Rk	No	Name	Succ	Faults	Cont	Total	Avg
	1	10	PULLI Matti	1	-	2	3	1.00	
	2	4	LAINE Jukka	-	3	1	3	0.00	
		11	VENAELAEINEN Olavi	-	1	1	2	0.00	
		6	KAPIAINEN Petri	-	-	1	1	0.00	
		8	MELANEN Lauri	-	1	-	1	0.00	
		12	VISTBACKA Aulis	-	1	-	1	0.00	
		2	HAENNINEN Keijo	-	-	-	-		
		3	HEINO Jari	-	-	-	-		
		1	PYNNOENEN Allan	-	-	-	-		
		7	TERVO Sami	-	-	-	-		
	9	TUOMINEN Veli-Matti	-	-	-	-			
Total Team				1	6	4	11	1.00	

Scoring Servers		Rk	No	Name	Succ	Faults	Cont	Total	Avg
	1	9	TUOMINEN Veli-Matti	-	1	6	7	0.00	
		11	VENAELAEINEN Olavi	-	-	4	4	0.00	
		10	PULLI Matti	-	-	3	3	0.00	
		6	KAPIAINEN Petri	-	-	2	2	0.00	
		4	LAINE Jukka	-	-	1	1	0.00	
		12	VISTBACKA Aulis	-	-	1	1	0.00	
		2	HAENNINEN Keijo	-	-	-	-		
		3	HEINO Jari	-	-	-	-		
		8	MELANEN Lauri	-	-	-	-		
		1	PYNNOENEN Allan	-	-	-	-		
	7	TERVO Sami	-	-	-	-			
Total Team				-	1	17	18	0.00	

Team	Opponent Errors & Team Faults	9	4
------	-------------------------------	---	---

Legend:									
Rk	Rank	Succ	Successes	Cont	Continues	Succ %	Success %	Avg	Average per set


Match No 6  
Start Time: 19:00


BIH vs FIN  
1 0


Spectators:

Team	Sets	1	2	3	4	5	Total
BIH	1	25	0				25
FIN	0	18	0				18
	Minutes	19					19

## FIN - Finland

Non-Scoring Diggers		Rk	No	Name	Exc	Faults	Cont	Total	Avg
		1	1	PYNNOENEN Allan	3	-	-	3	3.00
		2	4	LAINE Jukka	2	-	1	3	2.00
		3	9	TUOMINEN Veli-Matti	1	1	3	5	1.00
			10	PULLI Matti	1	-	2	3	1.00
			11	VENAELAEINEN Olavi	1	-	1	2	1.00
		6		KAPIAINEN Petri	1	-	-	1	1.00
		7	12	VISTBACKA Aulis	-	3	-	3	0.00
		2		HAENNINEN Keijo	-	-	-	-	
		3		HEINO Jari	-	-	-	-	
		8		MELANEN Lauri	-	-	-	-	
		7		TERVO Sami	-	-	-	-	
	Total Team					9	4	7	20

Non-Scoring Setters		Rk	No	Name	Exc	Faults	Cont	Total	Avg
		1	10	PULLI Matti	4	-	13	17	4.00
		2	4	LAINE Jukka	1	-	9	10	1.00
		3	6	KAPIAINEN Petri	-	-	1	1	0.00
			11	VENAELAEINEN Olavi	-	-	1	1	0.00
		2		HAENNINEN Keijo	-	-	-	-	
		3		HEINO Jari	-	-	-	-	
		8		MELANEN Lauri	-	-	-	-	
		1		PYNNOENEN Allan	-	-	-	-	
		7		TERVO Sami	-	-	-	-	
		9		TUOMINEN Veli-Matti	-	-	-	-	
		12		VISTBACKA Aulis	-	-	-	-	
	Total Team					5	-	24	29

Non-Scoring Receivers		Rk	No	Name	Exc	Faults	Cont	Total	Eff %
		1	10	PULLI Matti	5	1	1	7	57.14
			4	LAINE Jukka	4	-	1	5	
			9	TUOMINEN Veli-Matti	4	-	1	5	
			11	VENAELAEINEN Olavi	3	-	-	3	
			1	PYNNOENEN Allan	2	-	-	2	
			8	MELANEN Lauri	1	-	-	1	
		2		HAENNINEN Keijo	-	-	-	-	
		3		HEINO Jari	-	-	-	-	
		6		KAPIAINEN Petri	-	-	-	-	
		7		TERVO Sami	-	-	-	-	
		12		VISTBACKA Aulis	-	-	-	-	
	Total Team					19	1	3	23

Limit

25.00%

Legend:

Rk Rank      Exc Excellent      Cont Continues      Eff % Efficiency %      Avg Average per set

PRNVS00000048.00073 00102020:29V010

FRI 20 OCT 2000

P2

PAVILION 3

Match No: 6  
Start Time: 19:00

BIH vs FIN  
3 vs 1

Spectators: 900

Team	Sets	1	2	3	4	Total
BIH	3	25	25	21	25	96
FIN	1	18	22	25	14	79
	Minutes	19	21	22	15	77

Referees: KHOEINI Hossein (IRI) & VAN DE LOO Henricus (NED)

BIH ▪ Bosnia & Herzegovina							FIN ▪ Finland								
No	Name	1	2	3	4	5	Pts	No	Name	1	2	3	4	5	Pts
1	GODINJAK Ismet	■	■	□	■		10	1	PYNNOENEN Allan	□	□	□	□		1
2	MANKO Adnan	■	■	■	■		14	2	HAENNINEN Keijo						
3	NUHANOVIC Sevko	■		■	■		5	3	L HEINO Jari	L	L	L	L		
4	IBRAKOVIC Edin			■	□	□	2	4	LAINE Jukka	■	■	■	■		4
5	MEDIC Asim	■	■	■	■		10	6	KAPIAINEN Petri	□	■	□	□		3
6	CAUSEVIC Fikret			■			4	7	TERVO Sami	□			□		
7	MAHMIC Zikret	■	■	□	■		12	8	MELANEN Lauri	■	□	■	■		14
8	HAMZIC Dzevad			□	■			9	TUOMINEN Veli-Matti	■	■	■	■		6
9	L SALKIC Nedžad	L	L	L	L		1	10	PULLI Matti	■	■	■	■		4
10	CISIJA Abid							11	VENAELAEINEN Olavi	■	■	■	■		7
11	DELALIC Sabahudin	■	■	■	■		6	12	VISTBACKA Aulis	■	■	■	■		4
12	ALIC Nevzet														
<b>Head Coach:</b> HRUSTEMOVIC Mirza							<b>Head Coach:</b> VARE Timo								
<b>Assistant:</b> COLIC Mehmed							<b>Assistant:</b> PULLI Ossi								

## TEAM AND PLAYER PERFORMANCES

Won	Total Atts	No	Name	Scoring Skills	Won	Total Atts	No	Name
43	145	Total Team		Attack	34	130	Total Team	
10	26	7	MAHMIC Zikret		14	33	8	MELANEN Lauri
9	20	1	GODINJAK Ismet		6	21	11	VENAELAEINEN Olavi
6	20	2	MANKO Adnan		5	14	9	TUOMINEN Veli-Matti
16	76	Total Team			7	47	Total Team	
7	26	2	MANKO Adnan	Block	2	8	10	PULLI Matti
6	17	5	MEDIC Asim		2	4	12	VISTBACKA Aulis
1	3	3	NUHANOVIC Sevko		1	8	4	LAINE Jukka
5	94	Total Team			2	80	Total Team	
1	10	1	GODINJAK Ismet		1	17	4	LAINE Jukka
1	14	2	MANKO Adnan	Serve	1	20	9	TUOMINEN Veli-Matti
1	9	3	NUHANOVIC Sevko		36		Total Team	
32		Total Team			79	257	Total Team	
96	315	Total Team						
14	14	2	MANKO Adnan		<b>Best Scorer</b>	14	14	8

### Legend:

■ Starting line-up      □ Substitute      nn Team Captain      L Substitute libero  
 Pts Points scored      L Libero Player      Opp Opponent      Atts Attempts

PRNVS00000049.00083 00102020:38V010


Match No 6  
Start Time: 19:00


BIH vs FIN  
3 1

Spectators: 900

Team	Sets	1	2	3	4	Total
BIH	3	25	25	21	25	96
FIN	1	18	22	25	14	79
	Minutes	19	21	22	15	77

## BIH · Bosnia & Herzegovina

Scoring Attackers		Rk	No	Name	Succ	Faults	Cont	Total	Succ %
		1	7	MAHMIC Zikret	10	4	12	26	38.46
			5	MEDIC Asim	4	7	17	28	
			1	GODINJAK Ismet	9	3	8	20	
			2	MANKO Adnan	6	2	12	20	
			11	DELALIC Sabahudin	4	3	7	14	
			4	IBRAKOVIC Edin	2	3	6	11	
			6	CAUSEVIC Fikret	4	2	3	9	
			8	HAMZIC Dzevad	-	4	5	9	
			3	NUHANOVIC Sevko	3	2	2	7	
			9	SALKIC Nedzad	1	-	-	1	
			12	ALIC Nevzet	-	-	-	-	
			10	CISIJA Abid	-	-	-	-	
	Limit 15.00%		Total Team			43	30	72	145

Scoring Blockers		Rk	No	Name	Succ	Faults	Cont	Total	Avg
		1	2	MANKO Adnan	7	6	13	26	1.75
		2	5	MEDIC Asim	6	6	5	17	1.50
		3	11	DELALIC Sabahudin	1	5	7	13	0.25
			7	MAHMIC Zikret	1	1	5	7	0.25
			3	NUHANOVIC Sevko	1	1	1	3	0.25
		6	1	GODINJAK Ismet	-	2	2	4	0.00
			6	CAUSEVIC Fikret	-	1	1	2	0.00
			8	HAMZIC Dzevad	-	-	2	2	0.00
			4	IBRAKOVIC Edin	-	1	1	2	0.00
			12	ALIC Nevzet	-	-	-	-	
			10	CISIJA Abid	-	-	-	-	
		9	SALKIC Nedzad	-	-	-	-		
		Total Team			16	23	37	76	4.00

Scoring Servers		Rk	No	Name	Succ	Faults	Cont	Total	Avg
		1	11	DELALIC Sabahudin	1	-	23	24	0.25
			2	MANKO Adnan	1	1	12	14	0.25
			1	GODINJAK Ismet	1	-	9	10	0.25
			7	MAHMIC Zikret	1	1	7	9	0.25
			3	NUHANOVIC Sevko	1	-	8	9	0.25
		6	5	MEDIC Asim	-	2	9	11	0.00
			4	IBRAKOVIC Edin	-	-	8	8	0.00
			8	HAMZIC Dzevad	-	-	6	6	0.00
			6	CAUSEVIC Fikret	-	-	3	3	0.00
			12	ALIC Nevzet	-	-	-	-	
			10	CISIJA Abid	-	-	-	-	
		9	SALKIC Nedzad	-	-	-	-		
		Total Team			5	4	85	94	1.25

Team	Opponent Errors & Team Faults	Succ	Faults
		32	8

Legend:									
Rk	Rank	Succ	Successes	Cont	Continues	Succ %	Success %	Avg	Average per set


Match No 6  
Start Time: 19:00


BIH vs FIN  
3 1


Spectators: 900

Team	Sets	1	2	3	4	Total
BIH	3	25	25	21	25	96
FIN	1	18	22	25	14	79
	Minutes	19	21	22	15	77

## BIH · Bosnia & Herzegovina

Non-Scoring Diggers		Rk	No	Name	Exc	Faults	Cont	Total	Avg
	1	2	MANKO Adnan	15	1	1	17	3.75	
	2	5	MEDIC Asim	11	3	4	18	2.75	
	3	11	DELALIC Sabahudin	10	2	2	14	2.50	
	4	9	SALKIC Nedzad	8	1	3	12	2.00	
	5	1	GODINJAK Ismet	7	-	1	8	1.75	
	6	7	MAHMIC Zikret	4	1	1	6	1.00	
	8	8	HAMZIC Dzevad	4	1	-	5	1.00	
	8	6	CAUSEVIC Fikret	2	1	1	4	0.50	
	9	3	NUHANOVIC Sevko	-	1	-	1	0.00	
	12		ALIC Nevzet	-	-	-	-	-	
	10		CISIJA Abid	-	-	-	-	-	
	4		IBRAKOVIC Edin	-	-	-	-	-	
	Total Team				61	11	13	85	15.25

Non-Scoring Setters		Rk	No	Name	Exc	Faults	Cont	Total	Avg
	1	11	DELALIC Sabahudin	16	-	34	50	4.00	
	2	2	MANKO Adnan	9	-	27	36	2.25	
	3	5	MEDIC Asim	4	-	6	10	1.00	
	4	1	GODINJAK Ismet	2	-	4	6	0.50	
	5	4	IBRAKOVIC Edin	-	-	2	2	0.00	
	6		CAUSEVIC Fikret	-	-	1	1	0.00	
	7		MAHMIC Zikret	-	-	1	1	0.00	
	9		SALKIC Nedzad	-	-	1	1	0.00	
	12		ALIC Nevzet	-	-	-	-	-	
	10		CISIJA Abid	-	-	-	-	-	
	8		HAMZIC Dzevad	-	-	-	-	-	
3		NUHANOVIC Sevko	-	-	-	-	-		
Total Team				31	-	76	107	7.75	

Non-Scoring Receivers		Rk	No	Name	Exc	Faults	Cont	Total	Eff %
		11	DELALIC Sabahudin	16	-	1	17		
		9	SALKIC Nedzad	13	1	3	17		
		2	MANKO Adnan	7	1	4	12		
		7	MAHMIC Zikret	9	-	1	10		
		6	CAUSEVIC Fikret	4	1	1	6		
		1	GODINJAK Ismet	4	-	1	5		
		5	MEDIC Asim	4	-	1	5		
		12	ALIC Nevzet	-	-	-	-		
		10	CISIJA Abid	-	-	-	-		
		8	HAMZIC Dzevad	-	-	-	-		
		4	IBRAKOVIC Edin	-	-	-	-		
		3	NUHANOVIC Sevko	-	-	-	-		
	Total Team				57	3	12	72	75.00

Limit

25.00%

Legend:

Rk Rank      Exc Excellent      Cont Continues      Eff % Efficiency %      Avg Average per set




Match No 6  
Start Time: 19:00


BIH vs FIN  
3 1


Spectators: 900

Team	Sets	1	2	3	4	Total
BIH	3	25	25	21	25	96
FIN	1	18	22	25	14	79
	Minutes	19	21	22	15	77

## FIN · Finland

Scoring Attackers		Rk	No	Name	Succ	Faults	Cont	Total	Succ %
	1	8	MELANEN Lauri	14	7	12	33	42.42	
	2	11	VENAELAEINEN Olavi	6	4	11	21	28.57	
		12	VISTBACKA Aulis	2	3	12	17		
		6	KAPIAINEN Petri	2	6	8	16		
		10	PULLI Matti	2	-	14	16		
		9	TUOMINEN Veli-Matti	5	1	8	14		
		4	LAINEN Jukka	2	1	5	8		
		2	HAENNINEN Keijo	-	-	3	3		
		1	PYNNOENEN Allan	1	-	-	1		
		7	TERVO Sami	-	-	1	1		
		3	HEINO Jari	-	-	-	-		
	Limit 15.00%	Total Team			34	22	74	130	26.15

Scoring Blockers		Rk	No	Name	Succ	Faults	Cont	Total	Avg
	1	10	PULLI Matti	2	1	5	8	0.50	
		12	VISTBACKA Aulis	2	1	1	4	0.50	
	3	11	VENAELAEINEN Olavi	1	3	7	11	0.25	
		4	LAINEN Jukka	1	5	2	8	0.25	
		6	KAPIAINEN Petri	1	-	5	6	0.25	
	6	8	MELANEN Lauri	-	2	2	4	0.00	
		9	TUOMINEN Veli-Matti	-	2	2	4	0.00	
		7	TERVO Sami	-	2	-	2	0.00	
		2	HAENNINEN Keijo	-	-	-	-		
		3	HEINO Jari	-	-	-	-		
		1	PYNNOENEN Allan	-	-	-	-		
Total Team			7	16	24	47	1.75		

Scoring Servers		Rk	No	Name	Succ	Faults	Cont	Total	Avg
	1	9	TUOMINEN Veli-Matti	1	1	18	20	0.25	
		4	LAINEN Jukka	1	-	16	17	0.25	
	3	10	PULLI Matti	-	-	12	12	0.00	
		6	KAPIAINEN Petri	-	-	10	10	0.00	
		11	VENAELAEINEN Olavi	-	1	9	10	0.00	
		8	MELANEN Lauri	-	1	4	5	0.00	
		12	VISTBACKA Aulis	-	-	5	5	0.00	
		2	HAENNINEN Keijo	-	-	1	1	0.00	
		3	HEINO Jari	-	-	-	-		
		1	PYNNOENEN Allan	-	-	-	-		
	7	TERVO Sami	-	-	-	-			
Total Team			2	3	75	80	0.50		

Team	Opponent Errors & Team Faults	36	27
------	-------------------------------	----	----

Legend:									
Rk	Rank	Succ	Successes	Cont	Continues	Succ %	Success %	Avg	Average per set


Match No 6  
Start Time: 19:00


BIH vs FIN  
3 1


Spectators: 900

Team	Sets	1	2	3	4	Total
BIH	3	25	25	21	25	96
FIN	1	18	22	25	14	79
	Minutes	19	21	22	15	77

## FIN - Finland

Non-Scoring Diggers		Rk	No	Name	Exc	Faults	Cont	Total	Avg
		1	11	VENAELAEINEN Olavi	10	1	5	16	2.50
		2	10	PULLI Matti	7	3	3	13	1.75
			4	LAINE Jukka	7	2	3	12	1.75
		4	1	PYNNOENEN Allan	5	-	-	5	1.25
		5	9	TUOMINEN Veli-Matti	4	5	4	13	1.00
		6	3	HEINO Jari	3	2	1	6	0.75
			8	MELANEN Lauri	3	1	-	4	0.75
		8	12	VISTBACKA Aulis	2	4	1	7	0.50
		9	6	KAPIAINEN Petri	1	1	1	3	0.25
			2	HAENNINEN Keijo	1	1	-	2	0.25
		7	TERVO Sami	-	-	-	-	-	
Total Team					43	20	18	81	10.75

Non-Scoring Setters		Rk	No	Name	Exc	Faults	Cont	Total	Avg
		1	4	LAINE Jukka	12	2	37	51	3.00
		2	10	PULLI Matti	9	1	27	37	2.25
		3	11	VENAELAEINEN Olavi	3	-	6	9	0.75
		4	6	KAPIAINEN Petri	1	-	2	3	0.25
			8	MELANEN Lauri	1	-	2	3	0.25
			7	TERVO Sami	1	-	-	1	0.25
		12	VISTBACKA Aulis	1	-	-	1	0.25	
		8	9	TUOMINEN Veli-Matti	-	-	4	4	0.00
			2	HAENNINEN Keijo	-	-	1	1	0.00
			1	PYNNOENEN Allan	-	-	1	1	0.00
		3	HEINO Jari	-	-	-	-	-	
Total Team					28	3	80	111	7.00

Non-Scoring Receivers		Rk	No	Name	Exc	Faults	Cont	Total	Eff %
			11	VENAELAEINEN Olavi	16	1	-	17	
			10	PULLI Matti	10	1	1	12	
			9	TUOMINEN Veli-Matti	11	-	1	12	
			12	VISTBACKA Aulis	10	1	-	11	
			4	LAINE Jukka	8	1	1	10	
			1	PYNNOENEN Allan	6	1	-	7	
			8	MELANEN Lauri	5	-	-	5	
			3	HEINO Jari	3	-	-	3	
			2	HAENNINEN Keijo	2	-	-	2	
			6	KAPIAINEN Petri	2	-	-	2	
		7	TERVO Sami	-	-	-	-		
Total Team					73	5	3	81	83.95

Limit

25.00%

Legend:									
Rk	Rank	Exc	Excellent	Cont	Continues	Eff %	Efficiency %	Avg	Average per set

PRNVS0000004A.00076A 00102020:42V010



P4

PAVILION 3

Preliminaries A				Points per Set					Total Points	Minutes	Spectators
Match	Date	Teams	Sets	1	2	3	4	5			
1	20 Oct 2000	IRI vs NED	3-0	25-19	25-22	25-10			75-51	57	3255
3	20 Oct 2000	USA vs HUN	0-3	16-25	6-25	8-25			30-75	48	1260
5	20 Oct 2000	GER vs JPN	3-0	25-10	25-17	25-14			75-41	55	402

Preliminaries B				Points per Set					Total Points	Minutes	Spectators
Match	Date	Teams	Sets	1	2	3	4	5			
2	20 Oct 2000	LBA vs AUS	3-2	25-18	23-25	22-25	25-19	15-12	110-99	112	2520
4	20 Oct 2000	EGY vs KOR	3-0	25-18	25-9	25-14			75-41	53	2113
6	20 Oct 2000	BIH vs FIN	3-1	25-18	25-22	21-25	25-14		96-79	77	900


Preliminaries A											
Rank	NPC Code	Matches				Sets			Points		
		Pts	Total	Won	Lost	Won	Lost	Ratio	Won	Lost	Ratio
1	HUN	2	1	1	0	3	0	Max	75	30	2.50
2	GER	2	1	1	0	3	0	Max	75	41	1.83
3	IRI	2	1	1	0	3	0	Max	75	51	1.47
4	NED	1	1	0	1	0	3	0.00	51	75	0.68
5	JPN	1	1	0	1	0	3	0.00	41	75	0.55
6	USA	1	1	0	1	0	3	0.00	30	75	0.40


Preliminaries B											
Rank	NPC Code	Matches				Sets			Points		
		Pts	Total	Won	Lost	Won	Lost	Ratio	Won	Lost	Ratio
1	EGY	2	1	1	0	3	0	Max	75	41	1.83
2	BIH	2	1	1	0	3	1	3.00	96	79	1.22
3	LBA	2	1	1	0	3	2	1.50	110	99	1.11
4	AUS	1	1	0	1	2	3	0.67	99	110	0.90
5	FIN	1	1	0	1	1	3	0.33	79	96	0.82
6	KOR	1	1	0	1	0	3	0.00	41	75	0.55


Legend:  
Pts Standings Points

PRNVS0000004B.00085A 00102021:28V010




Scoring Attackers		Rk	Name	NPC	MP	SP	Succ	Faults	Cont	Total	Succ %	
		1	Hungary	HUN	1	3	24	5	21	50	48.00	
		2	Germany	GER	1	3	28	10	29	67	41.79	
		3	Netherlands	NED	1	3	32	11	36	79	40.51	
		4	Islamic Republic of Iran	IRI	1	3	32	9	47	88	36.36	
		5	Libyan Arab Jamahiriya	LBA	1	5	31	19	53	103	30.10	
		6	Bosnia & Herzegovina	BIH	1	4	43	30	72	145	29.66	
		7	Egypt	EGY	1	3	27	17	51	95	28.42	
		8	Australia	AUS	1	5	39	21	88	148	26.35	
		9	Finland	FIN	1	4	34	22	74	130	26.15	
		10	Korea	KOR	1	3	16	19	45	80	20.00	
		11	United States of America	USA	1	3	10	18	26	54	18.52	
		12	Japan	JPN	1	3	11	27	48	86	12.79	
		Total Tournament				6	21	327	208	590	842	38.84


Scoring Blockers		Rk	Name	NPC	MP	SP	Succ	Faults	Cont	Total	Avg	
		1	Australia	AUS	1	5	21	13	18	52	4.20	
		2	Bosnia & Herzegovina	BIH	1	4	16	23	37	76	4.00	
		3	Germany	GER	1	3	9	11	27	47	3.00	
		4	Egypt	EGY	1	3	7	9	23	39	2.33	
		5	Libyan Arab Jamahiriya	LBA	1	5	10	10	19	39	2.00	
		6	Finland	FIN	1	4	7	16	24	47	1.75	
		7	Netherlands	NED	1	3	4	22	16	42	1.33	
			Islamic Republic of Iran	IRI	1	3	4	19	18	41	1.33	
			Korea	KOR	1	3	4	20	15	39	1.33	
			United States of America	USA	1	3	4	14	18	36	1.33	
			Hungary	HUN	1	3	4	4	8	16	1.33	
		12	Japan	JPN	1	3	2	10	21	33	0.67	
		Total Tournament				6	21	92	171	244	1125	4.38


Scoring Servers		Rk	Name	NPC	MP	SP	Succ	Faults	Cont	Total	Avg	
		1	Islamic Republic of Iran	IRI	1	3	11	4	58	73	3.67	
		2	Hungary	HUN	1	3	10	8	56	74	3.33	
		3	Germany	GER	1	3	7	11	55	73	2.33	
		4	Libyan Arab Jamahiriya	LBA	1	5	10	7	91	108	2.00	
		5	Egypt	EGY	1	3	4	-	70	74	1.33	
			United States of America	USA	1	3	4	5	22	31	1.33	
		7	Bosnia & Herzegovina	BIH	1	4	5	4	85	94	1.25	
		8	Australia	AUS	1	5	5	25	69	99	1.00	
		9	Japan	JPN	1	3	2	5	35	42	0.67	
		10	Finland	FIN	1	4	2	3	75	80	0.50	
		11	Netherlands	NED	1	3	-	6	46	52	0.00	
			Korea	KOR	1	3	-	4	38	42	0.00	
		Total Tournament				6	21	60	82	700	507	2.86

Legend:											
Rk	Rank	Succ	Successes	Cont	Continues	Succ %	Success %	Avg	Average per set		
MP	Matches Played	SP	Sets Played								



Non-Scoring Diggers		Rk	Name	NPC	MP	SP	Exc	Faults	Cont	Total	Avg
	1	Egypt	EGY	1	3	50	6	11	67	16.67	
	2	Bosnia & Herzegovina	BIH	1	4	61	11	13	85	15.25	
	3	Australia	AUS	1	5	54	29	44	127	10.80	
	4	Finland	FIN	1	4	43	20	18	81	10.75	
	5	Germany	GER	1	3	29	7	10	46	9.67	
	6	Korea	KOR	1	3	27	17	16	60	9.00	
		Japan	JPN	1	3	27	19	12	58	9.00	
		Islamic Republic of Iran	IRI	1	3	27	11	13	51	9.00	
	9	Hungary	HUN	1	3	20	7	16	43	6.67	
	10	Netherlands	NED	1	3	13	11	29	53	4.33	
	11	Libyan Arab Jamahiriya	LBA	1	5	15	33	107	155	3.00	
	12	United States of America	USA	1	3	3	20	34	57	1.00	
Total Tournament					6	21	369	191	323	883	17.57

Non-Scoring Setters		Rk	Name	NPC	MP	SP	Exc	Faults	Cont	Total	Avg
	1	Netherlands	NED	1	3	28	2	37	67	9.33	
	2	Germany	GER	1	3	27	-	40	67	9.00	
	3	Bosnia & Herzegovina	BIH	1	4	31	-	76	107	7.75	
	4	Egypt	EGY	1	3	23	2	49	74	7.67	
	5	Islamic Republic of Iran	IRI	1	3	22	-	44	66	7.33	
	6	Finland	FIN	1	4	28	3	80	111	7.00	
	7	Hungary	HUN	1	3	19	-	19	38	6.33	
	8	Australia	AUS	1	5	22	3	82	107	4.40	
	9	Japan	JPN	1	3	10	1	70	81	3.33	
		Korea	KOR	1	3	10	1	49	60	3.33	
	11	Libyan Arab Jamahiriya	LBA	1	5	16	8	58	82	3.20	
	12	United States of America	USA	1	3	5	2	36	43	1.67	
Total Tournament					6	21	241	22	640	903	11.48

Non-Scoring Receivers		Rk	Name	NPC	MP	SP	Exc	Faults	Cont	Total	Eff %
	1	Egypt	EGY	1	3	30	-	2	32	93.75	
	2	Finland	FIN	1	4	73	5	3	81	83.95	
	3	Germany	GER	1	3	26	-	7	33	78.79	
	4	Bosnia & Herzegovina	BIH	1	4	57	3	12	72	75.00	
	5	Japan	JPN	1	3	46	5	5	56	73.21	
	6	Islamic Republic of Iran	IRI	1	3	32	1	13	46	67.39	
	7	Netherlands	NED	1	3	46	8	4	58	65.52	
	8	Libyan Arab Jamahiriya	LBA	1	5	45	3	19	67	62.69	
	9	Hungary	HUN	1	3	16	3	2	21	61.90	
	10	United States of America	USA	1	3	43	8	8	59	59.32	
	11	Australia	AUS	1	5	54	5	28	87	56.32	
	12	Korea	KOR	1	3	9	4	54	67	7.46	
Total Tournament					6	21	477	45	157	679	63.62

Legend:										
Rk	Rank	Exc	Excellent	Cont	Continues	Eff %	Efficiency %	Avg	Average per set	
MP	Matches Played	SP	Sets Played							

PRNVS0000004C.00085B 00102021:29V010






### BEST SCORERS


Rk	No	Name	NPC	%	MP	SP	Attack	Block	Serve	Total
1	7	ROWORTH Brett	AUS	27.7	1	5	12	5	1	18
2	8	MELANEN Lauri	FIN	32.6	1	4	14	0	0	14
	12	BEHRAVAN Hojat	IRI	29.8	1	3	10	1	3	14
	2	MANKO Adnan	BIH	21.9	1	4	6	7	1	14
5	9	SCHRAPP Juergen	GER	29.5	1	3	10	0	3	13
6	7	MAHMIC Zikret	BIH	18.8	1	4	10	1	1	12
	8	SOBCZAK Greg	AUS	18.5	1	5	7	5	0	12
	6	SAEID I Hashem	LBA	23.5	1	5	7	1	4	12
9	3	HASSAN Yasser	EGY	28.9	1	3	9	0	2	11
10	3	AALDERS Henk	NED	27.8	1	3	10	0	0	10
	1	GODINJAK Ismet	BIH	15.6	1	4	9	0	1	10
	8	TANAKA Koji	JPN	66.7	1	3	8	1	1	10
	1	BRAY Edward	AUS	15.4	1	5	6	4	0	10
	4	ELKELABE Zuhair M	LBA	19.6	1	5	5	3	2	10
	5	MEDIC Asim	BIH	15.6	1	4	4	6	0	10
16	6	GOLKAR AZGHANDI Ali	IRI	19.1	1	3	6	0	3	9
	4	PRICE Kevin	AUS	13.8	1	5	5	2	2	9
18	15	MAKAROVSZKI Sandor	HUN	21.1	1	3	6	1	1	8
	2	SALIL Ali Said	LBA	15.7	1	5	5	2	1	8
	1	ELSHAWIKH Hesham	EGY	21.1	1	3	5	2	1	8
	2	LEE Albert	AUS	12.3	1	5	3	3	2	8
	5	SOLEIMANI Majid	IRI	17.0	1	3	3	1	4	8
23	9	HUSSEIN Mohamed	EGY	18.4	1	3	6	1	0	7
	11	VENAELAEINEN Olavi	FIN	16.3	1	4	6	1	0	7
	3	SZABO Laszlo	HUN	18.4	1	3	6	0	1	7
	6	GAY Darren	AUS	10.8	1	5	5	2	0	7
	2	STETTNER Ferenc	GER	15.9	1	3	2	2	3	7
28	3	PEIDAYESH Reza	IRI	12.8	1	3	5	1	0	6
	9	TUOMINEN Veli-Matti	FIN	14.0	1	4	5	0	1	6
	12	VERSTAPPEN Johan	NED	16.7	1	3	4	2	0	6
	8	KIM Sung-Hoon	KOR	30.0	1	3	4	2	0	6
	1	TOP Pieter	NED	16.7	1	3	4	2	0	6
	11	DELALIC Sabahudin	BIH	9.4	1	4	4	1	1	6
	12	ABD ELYAZID Mohamed	EGY	15.8	1	3	3	2	1	6
	14	MANYAK Attila	HUN	15.8	1	3	3	2	1	6
<b>Total Tournament</b>					6	21	327	92	60	479


NOTE: 40 players are listed; except where ties would extend the list beyond 40 in which case the tied players are not listed.

Legend:							
Rk	Rank	%	% of points won by all players in team	MP	Matches Played	SP	Team Sets Played




Scoring Attackers		Rk	No	Name	NPC	MP	SP	Succ	Faults	Cont	Total	Succ %
		1	9	SCHRAPP Juergen	GER	1	3	10	-	7	17	58.82
		2	15	MAKAROVSKI Sandor	HUN	1	3	6	2	3	11	54.55
		3	3	HASSAN Yasser	EGY	1	3	9	3	7	19	47.37
		4	12	BEHRVAN Hojat	IRI	1	3	10	1	11	22	45.45
		8	MIMBERG Dirk	GER	1	3	5	2	4	11	45.45	
		6	3	AALDERS Henk	NED	1	3	10	1	12	23	43.48
		7	8	MELANEN Lauri	FIN	1	4	14	7	12	33	42.42
		8	7	ROWORTH Brett	AUS	1	5	12	5	13	30	40.00
		3	SZABO Laszlo	HUN	1	3	6	-	9	15	40.00	
		10	7	MAHMIC Zikret	BIH	1	4	10	4	12	26	38.46
Limit Percentage 15.00%		Total Tournament				6	21	327	208	590	842	38.84


Scoring Blockers		Rk	No	Name	NPC	MP	SP	Succ	Faults	Cont	Total	Avg
		1	2	MANKO Adnan	BIH	1	4	7	6	13	26	1.75
		2	5	MEDIC Asim	BIH	1	4	6	6	5	17	1.50
		3	8	SOBCZAK Greg	AUS	1	5	5	2	4	11	1.00
		7	ROWORTH Brett	AUS	1	5	5	2	-	7	1.00	
		5	1	BRAY Edward	AUS	1	5	4	3	2	9	0.80
		Total Tournament				6	21	92	171	244	1125	4.38


Scoring Servers		Rk	No	Name	NPC	MP	SP	Succ	Faults	Cont	Total	Avg
		1	5	SOLEIMANI Majid	IRI	1	3	4	-	16	20	1.33
		7	DOMOKOS Andras	HUN	1	3	4	1	12	17	1.33	
		3	12	BEHRVAN Hojat	IRI	1	3	3	-	15	18	1.00
		9	SCHRAPP Juergen	GER	1	3	3	2	11	16	1.00	
		2	STETTNER Ferenc	GER	1	3	3	3	7	13	1.00	
		6	GOLKAR AZGHANDI Ali	IRI	1	3	3	2	7	12	1.00	
		7	6	SAEID I Hashem	LBA	1	5	4	1	13	18	0.80
		8	3	HASSAN Yasser	EGY	1	3	2	-	9	11	0.67
		Total Tournament				6	21	60	82	700	507	2.86

NOTE: 10 players are listed per skill; except where ties would extend the list beyond 10 in which case the tied players are not listed.

Legend:		Succ	Cont	Succ %	Avg
Rk	Rank	Successes	Continues	Success %	Average per set
MP	Matches Played	SP	Team Sets Played		

Non-Scoring Diggers		Rk	No	Name	NPC	MP	SP	Exc	Faults	Cont	Total	Avg	
	1	12	ABD ELYAZID Mohamed	EGY	1	3	15	2	2	19	5.00		
	2	2	MANKO Adnan	BIH	1	4	15	1	1	17	3.75		
	3	5	KIM Bong-Ju	KOR	1	3	10	4	5	19	3.33		
	8	TANAKA Koji	JPN	1	3	10	1	-	11	3.33			
	5	7	ROWORTH Brett	AUS	1	5	16	10	8	34	3.20		
	6	5	MEDIC Asim	BIH	1	4	11	3	4	18	2.75		
	7	11	VENAELAEINEN Olavi	FIN	1	4	10	1	5	16	2.50		
	11	DELALIC Sabahudin	BIH	1	4	10	2	2	14	2.50			
	Total Tournament						6	21	369	191	323	883	17.57

Non-Scoring Setters		Rk	No	Name	NPC	MP	SP	Exc	Faults	Cont	Total	Avg
	1	4	OONK Alfred	NED	1	3	17	1	14	32	5.67	
	6	SOICKE Siegmund	GER	1	3	17	-	8	25	5.67		
	3	11	DELALIC Sabahudin	BIH	1	4	16	-	34	50	4.00	
	3	HASSAN Yasser	EGY	1	3	12	-	25	37	4.00		
	5	7	DOMOKOS Andras	HUN	1	3	10	-	10	20	3.33	
	6	4	LAINÉ Jukka	FIN	1	4	12	2	37	51	3.00	
	7	2	STETTNER Ferenc	GER	1	3	8	-	18	26	2.67	
	5	EL BAHAEY Taher	EGY	1	3	8	2	12	22	2.67		
	9	6	GOLKAR AZGHANDI Ali	IRI	1	3	7	-	15	22	2.33	
	5	SOLEIMANI Majid	IRI	1	3	7	-	10	17	2.33		
	Total Tournament						6	21	241	22	640	903

Non-Scoring Receivers		Rk	No	Name	NPC	MP	SP	Exc	Faults	Cont	Total	Eff %
	1	12	ABD ELYAZID Mohamed	EGY	1	3	11	-	-	11	100.0	
	6	KEKECS Miklos	HUN	1	3	7	-	-	7	100.0		
	3	5	VENDERBOSCH Andre	NED	1	3	18	-	1	19	94.74	
	4	11	RICKMANN Martin	GER	1	3	8	-	1	9	88.89	
	5	3	RENGER Thomas	GER	1	3	7	-	2	9	77.78	
	6	7	ROWORTH Brett	AUS	1	5	14	1	7	22	59.09	
	7	1	YOON Chul-Ho	KOR	1	3	7	-	13	20	35.00	
	11	DELALIC Sabahudin	BIH	1	4	16	-	1	17			
	9	SALKIC Nedzad	BIH	1	4	13	1	3	17			
	11	VENAELAEINEN Olavi	FIN	1	4	16	1	-	17			
	Total Tournament						6	21	477	45	157	679

Limit Percentage  
25.00%

NOTE: 10 players are listed per skill; except where ties would extend the list beyond 10 in which case the tied players are not listed.

Legend:		Exc	Cont	Eff %	Avg
Rk	Rank	Excellent	Continues	Efficiency %	Average per set
MP	Matches Played	SP	Team Sets Played		

PRNVS0000004D.00058 00102021:10V01U

Time	Match	Phase	Team	Officials
10:30	1	Preliminaries A	Islamic Republic of Iran vs Netherlands	<p>IRI NED</p> <p><b>Referees</b> CHIRCHOV Stepan (RUS) SOLVANG Jan Otto (NOR)</p> <p><b>Control Committee</b> KLIEN Frits (NED) LOTAN Gabriel (ISR)</p> <p><b>Scorers</b> PASSFIELD Karen (AUS) BARKER Simone (AUS)</p> <p><b>Linejudges</b> BYRNES John (AUS) CLARK Lynne (AUS) GIBBS Mike (USA) McMAHON Jeannine (USA)</p>
12:00	2	Preliminaries B	Libyan Arab Jamahiriya vs Australia	<p>LBA AUS</p> <p><b>Referees</b> PLESNIK Janko (SLO) FUCHS Elisabeth (AUT)</p> <p><b>Control Committee</b> SCHONSTEINER Jurgen (GER) SOLVANG Jan Otto (NOR)</p> <p><b>Scorers</b> YOE Dee (USA) McINTYRE Leisa (USA)</p> <p><b>Linejudges</b> NEAL Brian (AUS) NGUYEN Phong (AUS) PATERSON Scott (AUS) RODGER Andrew (AUS)</p>
14:34	3	Preliminaries A	United States of America vs Hungary	<p>USA HUN</p> <p><b>Referees</b> SOEDERHOLM Seppo (FIN) DAVISON Andrew (AUS)</p> <p><b>Control Committee</b> WALTON Steve (GBR) CAMPBELL Joe (USA)</p> <p><b>Scorers</b> LONGLEY Kathryn (AUS) SCHULBERGS Marika (AUS)</p> <p><b>Linejudges</b> SCHIPPER Eddy (NED) THINNES Roger (USA) SEKHAR Niranjan (AUS) WARR Susan (AUS)</p>
16:00	4	Preliminaries B	Egypt vs Korea	<p>EGY KOR</p> <p><b>Referees</b> ANDERSSON Mats (SWE) KARADI Gabor (HUN)</p> <p><b>Control Committee</b> COUZNER Barry (AUS) ROSENTHAL Radu (ISR)</p> <p><b>Scorers</b> TWEEDIE Catriona (AUS) FOWLER Janet (AUS)</p> <p><b>Linejudges</b> ALKSNIS Ritvars (LAT) HUGHES Paul (USA) LENTIN Kevin (AUS) GILLETE Jacob (USA)</p>
17:30	5	Preliminaries A	Germany vs Japan	<p>GER JPN</p> <p><b>Referees</b> HELAC Senad (BIH) FELDSHTEYN Viktor (UKR)</p> <p><b>Control Committee</b> PONT Juan (ESP) KHOEINI Hossein (IRI)</p> <p><b>Scorers</b> JAMES Bronwyn (AUS) BYRNES John (AUS)</p> <p><b>Linejudges</b> McINTYRE Leisa (USA) BARKER Simone (AUS) MEULENKAMP Martijn (NED) PASSFIELD Karen (AUS)</p>
19:00	6	Preliminaries B	Bosnia & Herzegovina vs Finland	<p>BIH FIN</p> <p><b>Referees</b> KHOEINI Hossein (IRI) VAN DE LOO Henricus (NED)</p> <p><b>Control Committee</b> MULLER Phil (AUS) ROSENTHAL Radu (ISR)</p> <p><b>Scorers</b> HARRISSON Sarah (AUS) CLARK Lynne (AUS)</p> <p><b>Linejudges</b> LONGLEY Kathryn (AUS) WILSON Elizabeth (USA) BOLT Donald (AUS) TOOVEY Leigh (AUS)</p>

Volleyball - Sitting

Volleyball - Sitting

Volleyball - Sitting

Volleyball - Sitting

Volleyball - Sitting

Volleyball - Sitting

PRNVS0000004E.00074A 00102021:11V01U



M.N.	POOL	TIME	NPC		Min.	1ST	2ND	3RD	4TH	5TH	SET
1	Preliminaries A	10:30	Islamic Republic of Iran	IRI	Netherlands	NED	0:57	25-19	25-22	25-10	3-0
2	Preliminaries B	12:00	Libyan Arab Jamahiriya	LBA	Australia	AUS	1:52	25-18	23-25	22-25 25-19	15-12 3-2
3	Preliminaries A	14:34	United States of America	USA	Hungary	HUN	0:48	16-25	6-25	8-25	0-3
4	Preliminaries B	16:00	Egypt	EGY	Korea	KOR	0:53	25-18	25-9	25-14	3-0
5	Preliminaries A	17:30	Germany	GER	Japan	JPN	0:55	25-10	25-17	25-14	3-0
6	Preliminaries B	19:00	Bosnia & Herzegovina	BIH	Finland	FIN	1:17	25-18	25-22	21-25 25-14	3-1

PROVISIONAL

PRNVS0000004F.00058 00102021:52V010



Time	Match	Phase	Team	Officials
10:30	7	Preliminaries B	Egypt vs Libyan Arab Jamahiriya	<p>EGY LBA</p> <p><b>Referees</b> TORABIALAMOUTI K. (IRI) PROBST Anton (GER)</p> <p><b>Control Committee</b> SAVELKOUL Gene (NED) BROUWERS Gerard (NED)</p> <p><b>Scorers</b> FOWLER Janet (AUS) LENTIN Kevin (AUS)</p> <p><b>Linejudges</b> NEAL Brian (AUS) YOE Dee (USA) SCHULBERGS Marika (AUS) NGUYEN Phong (AUS)</p>
12:00	8	Preliminaries A	Islamic Republic of Iran vs United States of America	<p>IRI USA</p> <p><b>Referees</b> FIBRICH Maciek (AUS) HELAC Senad (BIH)</p> <p><b>Control Committee</b> SAVELKOUL Gene (NED) BROUWERS Gerard (NED)</p> <p><b>Scorers</b> BYRNES John (AUS) MEULENKAMP Martijn (NED)</p> <p><b>Linejudges</b> PASSFIELD Karen (AUS) BOLT Donald (AUS) THINNES Roger (USA) WARR Susan (AUS)</p>
13:30	9	Preliminaries B	Bosnia & Herzegovina vs Australia	<p>BIH AUS</p> <p><b>Referees</b> KARADI Gabor (HUN) FISCHER Ute Maria (GER)</p> <p><b>Control Committee</b> KLIEN Frits (NED) ROSENTHAL Radu (ISR)</p> <p><b>Scorers</b> CLARK Lynne (AUS) SCHIPPER Eddy (NED)</p> <p><b>Linejudges</b> BARKER Simone (AUS) HUGHES Paul (USA) McMAHON Jeannine (USA) TWEEDIE Catriona (AUS)</p>
16:00	10	Preliminaries A	Germany vs Netherlands	<p>GER NED</p> <p><b>Referees</b> SOLVANG Jan Otto (NOR) SOEDERHOLM Seppo (FIN)</p> <p><b>Control Committee</b> KLIEN Frits (NED) KHOEINI Hossein (IRI)</p> <p><b>Scorers</b> LENTIN Kevin (AUS) YOE Dee (USA)</p> <p><b>Linejudges</b> SCHULBERGS Marika (AUS) NGUYEN Phong (AUS) PATERSON Scott (AUS) GILLETE Jacob (USA)</p>
17:30	11	Preliminaries B	Finland vs Korea	<p>FIN KOR</p> <p><b>Referees</b> VAN DE LOO Henricus (NED) KHOEINI Hossein (IRI)</p> <p><b>Control Committee</b> WALTON Steve (GBR) SOLVANG Jan Otto (NOR)</p> <p><b>Scorers</b> JAMES Bronwyn (AUS) HARRISSON Sarah (AUS)</p> <p><b>Linejudges</b> THINNES Roger (USA) NEAL Brian (AUS) HUGHES Paul (USA) BOLT Donald (AUS)</p>
19:00	12	Preliminaries A	Japan vs Hungary	<p>JPN HUN</p> <p><b>Referees</b> SHEHATA Mohamed (EGY) OUVAROV Oleg (RUS)</p> <p><b>Control Committee</b> PONT Juan (ESP) KHOEINI Hossein (IRI)</p> <p><b>Scorers</b> MEULENKAMP Martijn (NED) TWEEDIE Catriona (AUS)</p> <p><b>Linejudges</b> PATERSON Scott (AUS) McINTYRE Leisa (USA) GILLETE Jacob (USA) GIBBS Mike (USA)</p>

Volleyball - Sitting

Volleyball - Sitting

Volleyball - Sitting

Volleyball - Sitting

Volleyball - Sitting

Volleyball - Sitting

PRNVS00000050.00051 00102108:14V010

Match No: 7  
Start Time: 10:30

EGY vs LBA

First Referee: TORABIALAMOUTI Khesrollah (IRI)

Second Referee: PROBST Anton (GER)

### Egypt (EGY)

No.	Name	Medical Class	Date of Birth	Tournament Totals				
				Attack	Block	Serve	Total	%
1	ELSHAWIKH Hesham	E	2 FEB 1975	5	2	1	8	21.05
2	AWED Tamer	E	9 MAR 1971	0	0	0	0	0.00
3	HASSAN Yasser	E	14 OCT 1973	9	0	2	11	28.95
4	ABD ALLA Ashraf	E	25 FEB 1974	0	0	0	0	0.00
5	EL BAHAHEY Taher	E	9 JUN 1972	2	0	0	2	5.26
7	HASSANEIN Salah	E	9 SEP 1974	0	0	0	0	0.00
8	ABD ELLATIF Abd Elnabi (L)	E	18 JUN 1972	0	0	0	0	0.00
9	HUSSEIN Mohamed	E	6 JAN 1968	6	1	0	7	18.42
10	HASSAN Adel (C)	E	19 AUG 1966	2	2	0	4	10.53
11	ELHELBAWI Rezek	E	1 JAN 1978	0	0	0	0	0.00
12	ABD ELYAZID Mohamed	E	29 MAR 1979	3	2	1	6	15.79

Head Coach : DARWISH Mansour

Results in these Paralympic Games

Round	Opponent	Result	Set Scores
Preliminaries B	KOR	3-0	25-18,25- 9,25-14

### Libyan Arab Jamahiriya (LBA)

No.	Name	Medical Class	Date of Birth	Tournament Totals				
				Attack	Block	Serve	Total	%
2	SALIL Ali Said	E	1 JAN 1975	5	2	1	8	15.69
3	ALMEDNENE Mousbah A M	E	15 MAY 1972	0	0	0	0	0.00
4	ELKELABE Zuhair M	E	1 JAN 1967	5	3	2	10	19.61
5	ELGHASHIR Abulgasem	E	29 NOV 1968	0	0	0	0	0.00
6	SAEID I Hashem	E	17 APR 1971	7	1	4	12	23.53
7	M SUSAEN Gama	E	16 APR 1975	0	1	0	1	1.96
8	ALAGURI Salah (C)	E	19 APR 1967	5	0	0	5	9.80
9	ABDELGADER SALEH Saleh Ibrahim	E	2 JAN 1967	4	0	1	5	9.80
10	ABUSETIN Mustafa	E	26 DEC 1968	3	1	1	5	9.80
11	EMHEMED SALEM Salem	E	1 JAN 1967	1	0	1	2	3.92
12	ZAITUNI Abdulhakim H	E	28 JAN 1969	0	0	0	0	0.00
13	MANSUR Salem	E	2 OCT 1965	1	2	0	3	5.88

Head Coach : NOUH Ramdans

Results in these Paralympic Games

Round	Opponent	Result	Set Scores
Preliminaries B	AUS	3-2	25-18,23-25,22-25,25-19,15-12

**Legend:**

(C) Team Captain (L) Libero Player % Percent of total team scoring  
E Eligible MD Minimal Disability

PRNVS00000051.00051 00102108:14V010

Match No: 8  
Start Time: 12:00

IRI vs USA

First Referee: FIBRICH Maciek (AUS)

Second Referee: HELAC Senad (BIH)

### Islamic Republic of Iran (IRI)

No.	Name	Medical Class	Date of Birth	Tournament Totals				
				Attack	Block	Serve	Total	%
1	ESHAGHI Ali	E	12 NOV 1971	0	0	0	0	0.00
2	RAHIMI Mohammadreza	E	12 OCT 1971	0	0	0	0	0.00
3	PEIDAYESH Reza	MD	5 SEP 1978	5	1	0	6	12.77
4	KASHFIA Ali (C)	E	12 DEC 1963	0	0	0	0	0.00
5	SOLEIMANI Majid	E	6 SEP 1964	3	1	4	8	17.02
6	GOLKAR AZGHANDI Ali	E	21 MAR 1969	6	0	3	9	19.15
7	ASHOURI Farshid (L)	E	21 MAR 1964	0	0	0	0	0.00
8	EIMERI Jalil	E	21 SEP 1972	4	0	1	5	10.64
9	ZIRAH Isha	E	4 JUN 1979	0	0	0	0	0.00
10	FIROUZI Parviz	E	20 FEB 1969	4	1	0	5	10.64
11	SALAVATIAN Aliakbar	E	2 MAY 1967	0	0	0	0	0.00
12	BEHRAVAN Hojat	E	19 DEC 1979	10	1	3	14	29.79

Head Coach : REZAEIGARKANI Hadi

Results in these Paralympic Games

Round	Opponent	Result	Set Scores
Preliminaries A	NED	3-0	25-19,25-22,25-10

### United States of America (USA)

No.	Name	Medical Class	Date of Birth	Tournament Totals				
				Attack	Block	Serve	Total	%
1	HAMIDO Essameldin Ragab	E	24 FEB 1961	2	0	0	2	11.11
2	GLOWACKI Matthew	E	10 APR 1973	0	0	0	0	0.00
3	LEASE Curtis	E	17 DEC 1971	0	0	0	0	0.00
4	LANGE Tracey Joseph	E	11 MAR 1967	0	0	1	1	5.56
5	COPPENS Matthew	E	18 APR 1971	0	0	0	0	0.00
6	TERPENNING James	E	26 OCT 1968	0	0	0	0	0.00
7	SMITH Kurt	E	21 DEC 1963	0	0	1	1	5.56
8	JOHNSON Bradley	E	9 SEP 1970	3	2	0	5	27.78
9	DUGAN Jim (L)	E	16 JUL 1947	0	0	0	0	0.00
10	MORAN Paul	E	31 DEC 1966	2	0	0	2	11.11
11	DEMBY William (C)	E	8 SEP 1950	0	2	1	3	16.67
14	KESLER Jim	E	1 JUN 1961	3	0	1	4	22.22

Head Coach : HULETT Michael

Results in these Paralympic Games

Round	Opponent	Result	Set Scores
Preliminaries A	HUN	0-3	16-25, 6-25, 8-25

**Legend:**

(C) Team Captain (L) Libero Player % Percent of total team scoring  
E Eligible MD Minimal Disability

PRNVS00000052.00051 00102108:14V010

Match No: 9  
Start Time: 13:30

BIH vs AUS

First Referee: KARADI Gabor (HUN)  
Second Referee: FISCHER Ute Maria (GER)

### Bosnia & Herzegovina (BIH)

No.	Name	Medical Class	Date of Birth	Tournament Totals				
				Attack	Block	Serve	Total	%
1	GODINJAK Ismet	E	17 MAR 1973	9	0	1	10	15.63
2	MANKO Adnan	E	16 JAN 1977	6	7	1	14	21.88
3	NUHANOVIC Sevko (C)	E	17 SEP 1958	3	1	1	5	7.81
4	IBRAKOVIC Edin	E	6 JUL 1962	2	0	0	2	3.13
5	MEDIC Asim	E	3 AUG 1969	4	6	0	10	15.63
6	CAUSEVIC Fikret	E	13 MAY 1973	4	0	0	4	6.25
7	MAHMIC Zikret	E	4 JAN 1971	10	1	1	12	18.75
8	HAMZIC Dzevad	E	4 SEP 1968	0	0	0	0	0.00
9	SALKIC Nedžad (L)	E	26 OCT 1969	1	0	0	1	1.56
10	CISIJA Abid	E	9 JAN 1967	0	0	0	0	0.00
11	DELALIC Sabahudin	E	17 AUG 1972	4	1	1	6	9.38
12	ALIC Nevzet	MD	5 JAN 1961	0	0	0	0	0.00

Head Coach : HRUSTEMOVIC Mirza

Results in these Paralympic Games

Round	Opponent	Result	Set Scores
Preliminaries B	FIN	3-1	25-18,25-22,21-25,25-14

### Australia (AUS)

No.	Name	Medical Class	Date of Birth	Tournament Totals				
				Attack	Block	Serve	Total	%
1	BRAY Edward	E	22 NOV 1954	6	4	0	10	15.38
2	LEE Albert	E	17 OCT 1962	3	3	2	8	12.31
3	WHITEMAN Mark	E	10 MAR 1968	1	0	0	1	1.54
4	PRICE Kevin	E	20 AUG 1948	5	2	2	9	13.85
5	CROFT Paul	E	11 MAR 1951	0	0	0	0	0.00
6	GAY Darren	E	28 NOV 1969	5	2	0	7	10.77
7	ROWORTH Brett (C)	E	23 OCT 1959	12	5	1	18	27.69
8	SOBCZAK Greg	E	11 OCT 1970	7	5	0	12	18.46
9	THOMPSON Bruce	E	20 MAR 1960	0	0	0	0	0.00
10	PYNE Glenn	E	8 AUG 1957	0	0	0	0	0.00
11	NORTH Brant (L)	E	5 NOV 1976	0	0	0	0	0.00

Head Coach : WEIPING Tu

Results in these Paralympic Games

Round	Opponent	Result	Set Scores
Preliminaries B	LBA	2-3	18-25,25-23,25-22,19-25,12-15

**Legend:**

(C) Team Captain (L) Libero Player % Percent of total team scoring  
E Eligible MD Minimal Disability

PRNVS00000053.00051 00102108:14V010



Match No: 10  
Start Time: 16:00

GER vs NED

First Referee: SOLVANG Jan Otto (NOR)

Second Referee: SOEDERHOLM Seppo (FIN)

## Germany (GER)

No.	Name	Medical Class	Date of Birth	Tournament Totals				
				Attack	Block	Serve	Total	%
1	SCHIFFLER Alexander	E	20 JAN 1982	3	0	0	3	6.82
2	STETTNER Ferenc	E	14 MAY 1958	2	2	3	7	15.91
3	RENGER Thomas	E	19 AUG 1972	3	2	0	5	11.36
5	HAUSSIG Uwe	E	4 MAR 1963	1	0	0	1	2.27
6	SOICKE Siegmund	E	12 JAN 1956	0	2	0	2	4.55
7	von der TRENCK Stefan	E	19 MAR 1959	0	0	0	0	0.00
8	MIMBERG Dirk	E	1 AUG 1966	5	0	0	5	11.36
9	SCHRAPP Juergen (C)	E	27 JUL 1974	10	0	3	13	29.55
10	WISCHNEWSKI Stefan	E	19 OCT 1969	0	0	0	0	0.00
11	RICKMANN Martin	MD	15 OCT 1969	3	2	0	5	11.36
12	BARSCHE Steffen	E	23 JUN 1967	1	1	1	3	6.82

Head Coach : DE HAAN Jouke

Results in these Paralympic Games

Round	Opponent	Result	Set Scores
Preliminaries A	JPN	3-0	25-10,25-17,25-14

## Netherlands (NED)

No.	Name	Medical Class	Date of Birth	Tournament Totals				
				Attack	Block	Serve	Total	%
1	TOP Pieter	E	13 FEB 1959	4	2	0	6	16.67
3	AALDERS Henk	E	24 DEC 1955	10	0	0	10	27.78
4	OONK Alfred	E	10 JAN 1964	2	0	0	2	5.56
5	VENDERBOSCH Andre (L)	E	25 MAY 1967	0	0	0	0	0.00
6	OOMEN Harry	E	25 JUL 1960	0	0	0	0	0.00
7	DURGE Ron	E	17 JAN 1964	4	0	0	4	11.11
8	TIMMERMAN Edwin	E	11 NOV 1972	3	0	0	3	8.33
9	TIBBEN Stefan	MD	21 APR 1969	5	0	0	5	13.89
10	LIJSSEN Martin	E	25 AUG 1967	0	0	0	0	0.00
11	van der BROEK Edwin	E	28 JUL 1976	0	0	0	0	0.00
12	VERSTAPPEN Johan (C)	MD	15 APR 1970	4	2	0	6	16.67
14	REEKERS Johan	E	28 DEC 1957	0	0	0	0	0.00

Head Coach : JANSEN Kees

Results in these Paralympic Games

Round	Opponent	Result	Set Scores
Preliminaries A	IRI	0-3	19-25,22-25,10-25

### Legend:

(C) Team Captain (L) Libero Player % Percent of total team scoring  
E Eligible MD Minimal Disability

PRNVS00000054.00051 00102108:14V010

Match No: 11  
Start Time: 17:30

FIN vs KOR

First Referee: VAN DE LOO Henricus (NED)

Second Referee: KHOEINI Hossein (IRI)

## Finland (FIN)

No.	Name	Medical Class	Date of Birth	Tournament Totals				
				Attack	Block	Serve	Total	%
1	PYNNOENEN Allan	E	21 JUN 1952	1	0	0	1	2.33
2	HAENNINEN Keijo	E	6 OCT 1950	0	0	0	0	0.00
3	HEINO Jari (L)	E	31 MAY 1961	0	0	0	0	0.00
4	LAINE Jukka	E	10 JUL 1963	2	1	1	4	9.30
6	KAPIAINEN Petri	MD	2 JUL 1965	2	1	0	3	6.98
7	TERVO Sami	E	13 NOV 1965	0	0	0	0	0.00
8	MELANEN Lauri	MD	18 JAN 1963	14	0	0	14	32.56
9	TUOMINEN Veli-Matti	E	30 DEC 1953	5	0	1	6	13.95
10	PULLI Matti (C)	E	23 FEB 1956	2	2	0	4	9.30
11	VENAELAEINEN Olavi	E	16 DEC 1946	6	1	0	7	16.28
12	VISTBACKA Aulis	E	5 OCT 1958	2	2	0	4	9.30

Head Coach : VARE Timo

Results in these Paralympic Games

Round	Opponent	Result	Set Scores
Preliminaries B	BIH	1-3	18-25,22-25,25-21,14-25

## Korea (KOR)

No.	Name	Medical Class	Date of Birth	Tournament Totals				
				Attack	Block	Serve	Total	%
1	YOON Chul-Ho	E	21 APR 1967	1	0	0	1	5.00
2	PARK Woo-Sung (C)	E	10 JUL 1963	0	0	0	0	0.00
3	PARK Hyun-Dong	E	22 APR 1969	4	1	0	5	25.00
4	LEE Jun-Hmm	E	28 NOV 1969	0	0	0	0	0.00
5	KIM Bong-Ju (L)	E	22 OCT 1973	0	0	0	0	0.00
6	KANG Duck-Chan	E	12 AUG 1967	3	0	0	3	15.00
7	JEON Seon-Ju	E	16 JUN 1968	0	0	0	0	0.00
8	KIM Sung-Hoon	E	6 OCT 1975	4	2	0	6	30.00
9	SEO Gu-Hwaun	E	26 DEC 1967	0	0	0	0	0.00
10	BACK Young-Kil	E	13 DEC 1968	4	1	0	5	25.00
11	NA Myung-Jong	E	5 APR 1973	0	0	0	0	0.00
12	MOON Kyoung-Rok	E	24 DEC 1971	0	0	0	0	0.00

Head Coach : PARK Tae-Hyun

Results in these Paralympic Games

Round	Opponent	Result	Set Scores
Preliminaries B	EGY	0-3	18-25, 9-25,14-25

### Legend:

(C) Team Captain (L) Libero Player % Percent of total team scoring  
E Eligible MD Minimal Disability

PRNVS00000055.00051 00102108:14V010

Match No: 12  
Start Time: 19:00

JPN vs HUN

First Referee: SHEHATA Mohamed (EGY)

Second Referee: OUVAROV Oleg (RUS)

## Japan (JPN)

No.	Name	Medical Class	Date of Birth	Tournament Totals				
				Attack	Block	Serve	Total	%
1	KATO Masahiko	E	16 APR 1969	1	0	0	1	6.67
2	SATO Ei (C)	E	1 OCT 1963	0	0	0	0	0.00
3	YOSHIDA Hitoshi	E	13 OCT 1966	1	1	0	2	13.33
4	SHIKINE Toshinari	E	5 FEB 1965	0	0	0	0	0.00
5	TAKEDA Yoshihito	E	1 JUN 1967	0	0	0	0	0.00
6	ARIFUKU Junichi	MD	27 MAR 1963	0	0	0	0	0.00
7	NAKAYAMA Robert	E	22 FEB 1976	1	0	0	1	6.67
8	TANAKA Koji	E	26 AUG 1967	8	1	1	10	66.67
9	TANABE Tsutomu	E	15 APR 1963	0	0	1	1	6.67
10	WAKAIRO Hiroyuki	MD	21 JUL 1971	0	0	0	0	0.00
11	YONEZAWA Atsushi	E	26 JAN 1974	0	0	0	0	0.00
12	SASAKI Masahiro	E	12 SEP 1967	0	0	0	0	0.00

Head Coach : MANO Yoshihisa

Results in these Paralympic Games

Round	Opponent	Result	Set Scores
Preliminaries A	GER	0-3	10-25, 17-25, 14-25

## Hungary (HUN)

No.	Name	Medical Class	Date of Birth	Tournament Totals				
				Attack	Block	Serve	Total	%
1	LOCSEI Sandor	E	18 MAY 1956	1	0	0	1	2.63
2	SZIGEDI Laszlo	E	29 MAR 1967	2	1	0	3	7.89
3	SZABO Laszlo	MD	26 DEC 1968	6	0	1	7	18.42
4	GAL Janos	E	24 MAR 1954	0	0	1	1	2.63
5	PERES Janos	E	16 FEB 1959	1	0	0	1	2.63
6	KEKECS Miklos	E	30 JUL 1955	3	0	1	4	10.53
7	DOMOKOS Andras (C)	E	24 MAY 1956	0	0	4	4	10.53
8	STIRCZER Jozsef	E	17 SEP 1963	2	0	0	2	5.26
9	KOVACS Laszlo (L)	E	4 JUN 1973	0	0	0	0	0.00
10	SZECSENYI Lajos	E	28 APR 1961	0	0	1	1	2.63
14	MANYAK Attila	MD	1 DEC 1972	3	2	1	6	15.79
15	MAKAROVSZKI Sandor	E	2 JUL 1966	6	1	1	8	21.05

Head Coach : BALOGH Istvan

Results in these Paralympic Games

Round	Opponent	Result	Set Scores
Preliminaries A	USA	3-0	25-16, 25-6, 25-8

### Legend:

(C) Team Captain (L) Libero Player % Percent of total team scoring  
E Eligible MD Minimal Disability

PRNVS00000056.00051 00102109:17V01U

Match No: 7  
Start Time: 10:30

EGY vs LBA

First Referee: TORABIALAMOUTI Khesrollah (IRI)

Second Referee: PROBST Anton (GER)

## Egypt (EGY)

No.	Name	Medical Class	Date of Birth	Tournament Totals				
				Attack	Block	Serve	Total	%
1	ELSHAWIKH Hesham	E	2 FEB 1975	5	2	1	8	21.05
2	AWED Tamer	E	9 MAR 1971	0	0	0	0	0.00
3	HASSAN Yasser	E	14 OCT 1973	9	0	2	11	28.95
4	ABD ALLA Ashraf	E	25 FEB 1974	0	0	0	0	0.00
5	EL BAHAHEY Taher	E	9 JUN 1972	2	0	0	2	5.26
7	HASSANEIN Salah	E	9 SEP 1974	0	0	0	0	0.00
8	ABD ELLATIF Abd Elnabi (L)	E	18 JUN 1972	0	0	0	0	0.00
9	HUSSEIN Mohamed	E	6 JAN 1968	6	1	0	7	18.42
10	HASSAN Adel (C)	E	19 AUG 1966	2	2	0	4	10.53
11	ELHELBAWI Rezek	E	1 JAN 1978	0	0	0	0	0.00
12	ABD ELYAZID Mohamed	E	29 MAR 1979	3	2	1	6	15.79

Head Coach : DARWISH Mansour

Results in these Paralympic Games

Round	Opponent	Result	Set Scores
Preliminaries B	KOR	3-0	25-18,25-9,25-14

## Libyan Arab Jamahiriya (LBA)

No.	Name	Medical Class	Date of Birth	Tournament Totals				
				Attack	Block	Serve	Total	%
2	SALIL Ali Said	E	1 JAN 1975	5	2	1	8	15.69
3	ALMEDNENE Mousbah A M	E	15 MAY 1972	0	0	0	0	0.00
4	ELKELABE Zuhair M	E	1 JAN 1967	5	3	2	10	19.61
5	ELGHASHIR Abulgasem	E	29 NOV 1968	0	0	0	0	0.00
6	SAEID I Hashem	E	17 APR 1971	7	1	4	12	23.53
7	M SUSAEN Gama	E	16 APR 1975	0	1	0	1	1.96
8	ALAGURI Salah (C)	E	19 APR 1967	5	0	0	5	9.80
9	ABDELGADER SALEH Saleh Ibrahim	E	2 JAN 1967	4	0	1	5	9.80
10	ABUSETIN Mustafa	E	26 DEC 1968	3	1	1	5	9.80
11	EMHEMED SALEM Salem	E	1 JAN 1967	1	0	1	2	3.92
12	ZAITUNI Abdulhakim H	E	28 JAN 1969	0	0	0	0	0.00
13	MANSUR Salem	E	2 OCT 1965	1	2	0	3	5.88

Head Coach : NOUH Ramdans

Results in these Paralympic Games

Round	Opponent	Result	Set Scores
Preliminaries B	AUS	3-2	25-18,23-25,22-25,25-19,15-12

### Legend:

(C) Team Captain

(L) Libero Player

% Percent of total team scoring

E Eligible

MD Minimal Disability

PROVISIONAL

PRNVS00000057.00051 00102109:17V01U



Match No: 8  
Start Time: 12:00

IRI vs USA

First Referee: FIBRICH Maciek (AUS)

Second Referee: HELAC Senad (BIH)

## Islamic Republic of Iran (IRI)

No.	Name	Medical Class	Date of Birth	Tournament Totals				
				Attack	Block	Serve	Total	%
1	ESHAGHI Ali	E	12 NOV 1971	0	0	0	0	0.00
2	RAHIMI Mohammadreza	E	12 OCT 1971	0	0	0	0	0.00
3	PEIDAYESH Reza	MD	5 SEP 1978	5	1	0	6	12.77
4	KASHFIA Ali (C)	E	12 DEC 1963	0	0	0	0	0.00
5	SOLEIMANI Majid	E	6 SEP 1964	3	1	4	8	17.02
6	GOLKAR AZGHANDI Ali	E	21 MAR 1969	6	0	3	9	19.15
7	ASHOURI Farshid (L)	E	21 MAR 1964	0	0	0	0	0.00
8	EIMERI Jalil	E	21 SEP 1972	4	0	1	5	10.64
9	ZIRAH Isha	E	4 JUN 1979	0	0	0	0	0.00
10	FIROUZI Parviz	E	20 FEB 1969	4	1	0	5	10.64
11	SALAVATIAN Aliakbar	E	2 MAY 1967	0	0	0	0	0.00
12	BEHRAVAN Hojat	E	19 DEC 1979	10	1	3	14	29.79

Head Coach : REZAEIGARKANI Hadi

Results in these Paralympic Games

Round	Opponent	Result	Set Scores
Preliminaries A	NED	3-0	25-19,25-22,25-10

## United States of America (USA)

No.	Name	Medical Class	Date of Birth	Tournament Totals				
				Attack	Block	Serve	Total	%
1	HAMIDO Essameldin Ragab	E	24 FEB 1961	2	0	0	2	11.11
2	GLOWACKI Matthew	E	10 APR 1973	0	0	0	0	0.00
3	LEASE Curtis	E	17 DEC 1971	0	0	0	0	0.00
4	LANGE Tracey Joseph	E	11 MAR 1967	0	0	1	1	5.56
5	COPPENS Matthew	E	18 APR 1971	0	0	0	0	0.00
6	TERPENNING James	E	26 OCT 1968	0	0	0	0	0.00
7	SMITH Kurt	E	21 DEC 1963	0	0	1	1	5.56
8	JOHNSON Bradley	E	9 SEP 1970	3	2	0	5	27.78
9	DUGAN Jim (L)	E	16 JUL 1947	0	0	0	0	0.00
10	MORAN Paul	E	31 DEC 1966	2	0	0	2	11.11
11	DEMBY William (C)	E	8 SEP 1950	0	2	1	3	16.67
14	KESLER Jim	E	1 JUN 1961	3	0	1	4	22.22

Head Coach : HULETT Michael

Results in these Paralympic Games

Round	Opponent	Result	Set Scores
Preliminaries A	HUN	0-3	16-25, 6-25, 8-25

**Legend:**

(C) Team Captain (L) Libero Player % Percent of total team scoring  
E Eligible MD Minimal Disability

PROVISIONAL

PRNVS00000058.00051 00102109:17V01U



Match No: 9  
Start Time: 13:30

BIH vs AUS

First Referee: KARADI Gabor (HUN)  
Second Referee: FISCHER Ute Maria (GER)

### Bosnia & Herzegovina (BIH)

No.	Name	Medical Class	Date of Birth	Tournament Totals				
				Attack	Block	Serve	Total	%
1	GODINJAK Ismet	E	17 MAR 1973	9	0	1	10	15.63
2	MANKO Adnan	E	16 JAN 1977	6	7	1	14	21.88
3	NUHANOVIC Sevko (C)	E	17 SEP 1958	3	1	1	5	7.81
4	IBRAKOVIC Edin	E	6 JUL 1962	2	0	0	2	3.13
5	MEDIC Asim	E	3 AUG 1969	4	6	0	10	15.63
6	CAUSEVIC Fikret	E	13 MAY 1973	4	0	0	4	6.25
7	MAHMIC Zikret	E	4 JAN 1971	10	1	1	12	18.75
8	HAMZIC Dzevad	E	4 SEP 1968	0	0	0	0	0.00
9	SALKIC Nedžad (L)	E	26 OCT 1969	1	0	0	1	1.56
10	CISIJA Abid	E	9 JAN 1967	0	0	0	0	0.00
11	DELALIC Sabahudin	E	17 AUG 1972	4	1	1	6	9.38
12	ALIC Nevzet	MD	5 JAN 1961	0	0	0	0	0.00

Head Coach : HRUSTEMOVIC Mirza

Results in these Paralympic Games

Round	Opponent	Result	Set Scores
Preliminaries B	FIN	3-1	25-18,25-22,21-25,25-14

### Australia (AUS)

No.	Name	Medical Class	Date of Birth	Tournament Totals				
				Attack	Block	Serve	Total	%
1	BRAY Edward	E	22 NOV 1954	6	4	0	10	15.38
2	LEE Albert	E	17 OCT 1962	3	3	2	8	12.31
3	WHITEMAN Mark	E	10 MAR 1968	1	0	0	1	1.54
4	PRICE Kevin	E	20 AUG 1948	5	2	2	9	13.85
5	CROFT Paul	E	11 MAR 1951	0	0	0	0	0.00
6	GAY Darren	E	28 NOV 1969	5	2	0	7	10.77
7	ROWORTH Brett (C)	E	23 OCT 1959	12	5	1	18	27.69
8	SOBCZAK Greg	E	11 OCT 1970	7	5	0	12	18.46
9	THOMPSON Bruce	E	20 MAR 1960	0	0	0	0	0.00
10	PYNE Glenn	E	8 AUG 1957	0	0	0	0	0.00
11	NORTH Brant (L)	E	5 NOV 1976	0	0	0	0	0.00

Head Coach : WEIPING Tu

Results in these Paralympic Games

Round	Opponent	Result	Set Scores
Preliminaries B	LBA	2-3	18-25,25-23,25-22,19-25,12-15

**Legend:**

(C) Team Captain (L) Libero Player % Percent of total team scoring  
E Eligible MD Minimal Disability

PROVISIONAL

PRNVS00000059.00051 00102109:17V01U



Match No: 10  
Start Time: 16:00

GER vs NED

First Referee: SOLVANG Jan Otto (NOR)

Second Referee: SOEDERHOLM Seppo (FIN)

## Germany (GER)

No.	Name	Medical Class	Date of Birth	Tournament Totals				
				Attack	Block	Serve	Total	%
1	SCHIFFLER Alexander	E	20 JAN 1982	3	0	0	3	6.82
2	STETTNER Ferenc	E	14 MAY 1958	2	2	3	7	15.91
3	RENGER Thomas	E	19 AUG 1972	3	2	0	5	11.36
5	HAUSSIG Uwe	E	4 MAR 1963	1	0	0	1	2.27
6	SOICKE Siegmund	E	12 JAN 1956	0	2	0	2	4.55
7	von der TRENCK Stefan	E	19 MAR 1959	0	0	0	0	0.00
8	MIMBERG Dirk	E	1 AUG 1966	5	0	0	5	11.36
9	SCHRAPP Juergen (C)	E	27 JUL 1974	10	0	3	13	29.55
10	WISCHNEWSKI Stefan	E	19 OCT 1969	0	0	0	0	0.00
11	RICKMANN Martin	MD	15 OCT 1969	3	2	0	5	11.36
12	BARSCHE Steffen	E	23 JUN 1967	1	1	1	3	6.82

Head Coach : DE HAAN Jouke

Results in these Paralympic Games

Round	Opponent	Result	Set Scores
Preliminaries A	JPN	3-0	25-10,25-17,25-14

## Netherlands (NED)

No.	Name	Medical Class	Date of Birth	Tournament Totals				
				Attack	Block	Serve	Total	%
1	TOP Pieter	E	13 FEB 1959	4	2	0	6	16.67
3	AALDERS Henk	E	24 DEC 1955	10	0	0	10	27.78
4	OONK Alfred	E	10 JAN 1964	2	0	0	2	5.56
5	VENDERBOSCH Andre (L)	E	25 MAY 1967	0	0	0	0	0.00
6	OOMEN Harry	E	25 JUL 1960	0	0	0	0	0.00
7	DURGE Ron	E	17 JAN 1964	4	0	0	4	11.11
8	TIMMERMAN Edwin	E	11 NOV 1972	3	0	0	3	8.33
9	TIBBEN Stefan	MD	21 APR 1969	5	0	0	5	13.89
10	LIJSSEN Martin	E	25 AUG 1967	0	0	0	0	0.00
11	van der BROEK Edwin	E	28 JUL 1976	0	0	0	0	0.00
12	VERSTAPPEN Johan (C)	MD	15 APR 1970	4	2	0	6	16.67
14	REEKERS Johan	E	28 DEC 1957	0	0	0	0	0.00

Head Coach : JANSEN Kees

Results in these Paralympic Games

Round	Opponent	Result	Set Scores
Preliminaries A	IRI	0-3	19-25,22-25,10-25

### Legend:

(C) Team Captain (L) Libero Player % Percent of total team scoring  
E Eligible MD Minimal Disability

PROVISIONAL

PRNVS0000005A.00051 00102109:17V01U



Match No: 11  
Start Time: 17:30

FIN vs KOR

First Referee: VAN DE LOO Henricus (NED)

Second Referee: KHOEINI Hossein (IRI)

## Finland (FIN)

No.	Name	Medical Class	Date of Birth	Tournament Totals				
				Attack	Block	Serve	Total	%
1	PYNNOENEN Allan	E	21 JUN 1952	1	0	0	1	2.33
2	HAENNINEN Keijo	E	6 OCT 1950	0	0	0	0	0.00
3	HEINO Jari (L)	E	31 MAY 1961	0	0	0	0	0.00
4	LAINE Jukka	E	10 JUL 1963	2	1	1	4	9.30
6	KAPIAINEN Petri	MD	2 JUL 1965	2	1	0	3	6.98
7	TERVO Sami	E	13 NOV 1965	0	0	0	0	0.00
8	MELANEN Lauri	MD	18 JAN 1963	14	0	0	14	32.56
9	TUOMINEN Veli-Matti	E	30 DEC 1953	5	0	1	6	13.95
10	PULLI Matti (C)	E	23 FEB 1956	2	2	0	4	9.30
11	VENAELAEINEN Olavi	E	16 DEC 1946	6	1	0	7	16.28
12	VISTBACKA Aulis	E	5 OCT 1958	2	2	0	4	9.30

Head Coach : VARE Timo

Results in these Paralympic Games

Round	Opponent	Result	Set Scores
Preliminaries B	BIH	1-3	18-25,22-25,25-21,14-25

## Korea (KOR)

No.	Name	Medical Class	Date of Birth	Tournament Totals				
				Attack	Block	Serve	Total	%
1	YOON Chul-Ho	E	21 APR 1967	1	0	0	1	5.00
2	PARK Woo-Sung (C)	E	10 JUL 1963	0	0	0	0	0.00
3	PARK Hyun-Dong	E	22 APR 1969	4	1	0	5	25.00
4	LEE Jun-Hmm	E	28 NOV 1969	0	0	0	0	0.00
5	KIM Bong-Ju (L)	E	22 OCT 1973	0	0	0	0	0.00
6	KANG Duck-Chan	E	12 AUG 1967	3	0	0	3	15.00
7	JEON Seon-Ju	E	16 JUN 1968	0	0	0	0	0.00
8	KIM Sung-Hoon	E	6 OCT 1975	4	2	0	6	30.00
9	SEO Gu-Hwaun	E	26 DEC 1967	0	0	0	0	0.00
10	BACK Young-Kil	E	13 DEC 1968	4	1	0	5	25.00
11	NA Myung-Jong	E	5 APR 1973	0	0	0	0	0.00
12	MOON Kyoung-Rok	E	24 DEC 1971	0	0	0	0	0.00

Head Coach : PARK Tae-Hyun

Results in these Paralympic Games

Round	Opponent	Result	Set Scores
Preliminaries B	EGY	0-3	18-25, 9-25,14-25

### Legend:

(C) Team Captain

(L) Libero Player

% Percent of total team scoring

E Eligible

MD Minimal Disability

PROVISIONAL

PRNVS0000005B.00051 00102109:17V01U





Match No: 12  
Start Time: 19:00

JPN vs HUN

First Referee: SHEHATA Mohamed (EGY)

Second Referee: OUVAROV Oleg (RUS)

## Japan (JPN)

No.	Name	Medical Class	Date of Birth	Tournament Totals				
				Attack	Block	Serve	Total	%
1	KATO Masahiko	E	16 APR 1969	1	0	0	1	6.67
2	SATO Ei (C)	E	1 OCT 1963	0	0	0	0	0.00
3	YOSHIDA Hitoshi	E	13 OCT 1966	1	1	0	2	13.33
4	SHIKINE Toshinari	E	5 FEB 1965	0	0	0	0	0.00
5	TAKEDA Yoshihito	E	1 JUN 1967	0	0	0	0	0.00
6	ARIFUKU Junichi	MD	27 MAR 1963	0	0	0	0	0.00
7	NAKAYAMA Robert	E	22 FEB 1976	1	0	0	1	6.67
8	TANAKA Koji	E	26 AUG 1967	8	1	1	10	66.67
9	TANABE Tsutomu	E	15 APR 1963	0	0	1	1	6.67
10	WAKAIRO Hiroyuki	MD	21 JUL 1971	0	0	0	0	0.00
11	YONEZAWA Atsushi	E	26 JAN 1974	0	0	0	0	0.00
12	SASAKI Masahiro	E	12 SEP 1967	0	0	0	0	0.00

Head Coach : MANO Yoshihisa

Results in these Paralympic Games

Round	Opponent	Result	Set Scores
Preliminaries A	GER	0-3	10-25, 17-25, 14-25

## Hungary (HUN)

No.	Name	Medical Class	Date of Birth	Tournament Totals				
				Attack	Block	Serve	Total	%
1	LOCSEI Sandor	E	18 MAY 1956	1	0	0	1	2.63
2	SZIGEDI Laszlo	E	29 MAR 1967	2	1	0	3	7.89
3	SZABO Laszlo	MD	26 DEC 1968	6	0	1	7	18.42
4	GAL Janos	E	24 MAR 1954	0	0	1	1	2.63
5	PERES Janos	E	16 FEB 1959	1	0	0	1	2.63
6	KEKECS Miklos	E	30 JUL 1955	3	0	1	4	10.53
7	DOMOKOS Andras (C)	E	24 MAY 1956	0	0	4	4	10.53
8	STIRCZER Jozsef	E	17 SEP 1963	2	0	0	2	5.26
9	KOVACS Laszlo (L)	E	4 JUN 1973	0	0	0	0	0.00
10	SZECSENYI Lajos	E	28 APR 1961	0	0	1	1	2.63
14	MANYAK Attila	MD	1 DEC 1972	3	2	1	6	15.79
15	MAKAROVSZKI Sandor	E	2 JUL 1966	6	1	1	8	21.05

Head Coach : BALOGH Istvan

Results in these Paralympic Games

Round	Opponent	Result	Set Scores
Preliminaries A	USA	3-0	25-16, 25-6, 25-8

**Legend:**

(C) Team Captain

(L) Libero Player

% Percent of total team scoring


E Eligible


MD Minimal Disability


PROVISIONAL

PRNVS0000005C.00085A 00102119:54V01U



Scoring Attackers		Rk	Name	NPC	MP	SP	Succ	Faults	Cont	Total	Succ %
	1	Hungary	HUN	1	3	24	5	21	50	48.00	
	2	Islamic Republic of Iran	IRI	2	6	59	16	64	139	42.45	
	3	Bosnia & Herzegovina	BIH	2	7	81	43	93	217	37.33	
	4	Germany	GER	2	6	63	24	87	174	36.21	
	5	Netherlands	NED	2	6	56	27	78	161	34.78	
	6	Egypt	EGY	2	6	53	27	85	165	32.12	
	7	Finland	FIN	2	7	68	33	115	216	31.48	
	8	Korea	KOR	2	6	37	38	85	160	23.13	
	9	Australia	AUS	2	8	44	33	123	200	22.00	
	10	Libyan Arab Jamahiriya	LBA	2	8	34	37	84	155	21.94	
	11	United States of America	USA	2	6	23	32	50	105	21.90	
	12	Japan	JPN	1	3	11	27	48	86	12.79	
Total Tournament					11	36	553	342	933	1407	39.30

Scoring Blockers		Rk	Name	NPC	MP	SP	Succ	Faults	Cont	Total	Avg
	1	Australia	AUS	2	8	23	28	30	81	2.88	
	2	Netherlands	NED	2	6	16	42	51	109	2.67	
		Germany	GER	2	6	16	22	49	87	2.67	
	4	Bosnia & Herzegovina	BIH	2	7	18	27	50	95	2.57	
	5	Egypt	EGY	2	6	15	15	31	61	2.50	
	6	Islamic Republic of Iran	IRI	2	6	13	25	37	75	2.17	
	7	Finland	FIN	2	7	13	27	37	77	1.86	
	8	Libyan Arab Jamahiriya	LBA	2	8	13	22	36	71	1.63	
	9	Korea	KOR	2	6	9	38	28	75	1.50	
	10	Hungary	HUN	1	3	4	4	8	16	1.33	
	11	United States of America	USA	2	6	7	29	36	72	1.17	
	12	Japan	JPN	1	3	2	10	21	33	0.67	
Total Tournament					11	36	149	289	414	1828	4.14


Scoring Servers		Rk	Name	NPC	MP	SP	Succ	Faults	Cont	Total	Avg
	1	Islamic Republic of Iran	IRI	2	6	26	6	115	147	4.33	
	2	Hungary	HUN	1	3	10	8	56	74	3.33	
	3	Bosnia & Herzegovina	BIH	2	7	16	11	140	167	2.29	
	4	Egypt	EGY	2	6	12	5	130	147	2.00	
	5	Germany	GER	2	6	11	17	118	146	1.83	
	6	Libyan Arab Jamahiriya	LBA	2	8	10	12	118	140	1.25	
	7	Finland	FIN	2	7	7	11	136	154	1.00	
		United States of America	USA	2	6	6	16	41	63	1.00	
	9	Japan	JPN	1	3	2	5	35	42	0.67	
	10	Australia	AUS	2	8	5	30	95	130	0.63	
	11	Korea	KOR	2	6	1	10	79	90	0.17	
	12	Netherlands	NED	2	6	-	10	97	107	0.00	
Total Tournament					11	36	106	141	1160	852	2.94


**Legend:**


<b>Rk</b>	Rank	<b>Succ</b>	Successes	<b>Cont</b>	Continues	<b>Succ %</b>	Success %	<b>Avg</b>	Average per set
<b>MP</b>	Matches Played	<b>SP</b>	Sets Played						

PROVISIONAL



Non-Scoring Diggers		Rk	Name	NPC	MP	SP	Exc	Faults	Cont	Total	Avg
	1	Egypt	EGY	2	6	90	12	14	116	15.00	
	2	Bosnia & Herzegovina	BIH	2	7	99	13	24	136	14.14	
	3	Finland	FIN	2	7	67	30	35	132	9.57	
	4	Islamic Republic of Iran	IRI	2	6	56	18	23	97	9.33	
	5	Japan	JPN	1	3	27	19	12	58	9.00	
	6	Germany	GER	2	6	51	22	47	120	8.50	
	7	Australia	AUS	2	8	60	50	62	172	7.50	
	8	Hungary	HUN	1	3	20	7	16	43	6.67	
	9	Korea	KOR	2	6	38	33	38	109	6.33	
	10	Netherlands	NED	2	6	22	33	58	113	3.67	
	11	Libyan Arab Jamahiriya	LBA	2	8	25	48	121	194	3.13	
	12	United States of America	USA	2	6	14	35	49	98	2.33	
Total Tournament					11	36	569	320	499	1388	15.81

Non-Scoring Setters		Rk	Name	NPC	MP	SP	Exc	Faults	Cont	Total	Avg
	1	Germany	GER	2	6	55	2	99	156	9.17	
	2	Bosnia & Herzegovina	BIH	2	7	63	2	110	175	9.00	
	3	Netherlands	NED	2	6	50	3	91	144	8.33	
	4	Finland	FIN	2	7	53	3	117	173	7.57	
	5	Egypt	EGY	2	6	42	5	84	131	7.00	
	6	Islamic Republic of Iran	IRI	2	6	42	1	66	109	7.00	
	7	Hungary	HUN	1	3	19	-	19	38	6.33	
	8	Korea	KOR	2	6	25	3	92	120	4.17	
	9	Australia	AUS	2	8	27	3	116	146	3.38	
	10	Japan	JPN	1	3	10	1	70	81	3.33	
	11	United States of America	USA	2	6	14	3	67	84	2.33	
	12	Libyan Arab Jamahiriya	LBA	2	8	18	9	98	125	2.25	
Total Tournament					11	36	418	35	1029	1482	11.61

Non-Scoring Receivers		Rk	Name	NPC	MP	SP	Exc	Faults	Cont	Total	Eff %
	1	Finland	FIN	2	7	107	6	8	121	83.47	
	2	Egypt	EGY	2	6	46	-	11	57	80.70	
	3	Bosnia & Herzegovina	BIH	2	7	78	3	15	96	78.13	
	4	Germany	GER	2	6	63	2	17	82	74.39	
	5	Japan	JPN	1	3	46	5	5	56	73.21	
	6	Netherlands	NED	2	6	91	11	13	115	69.57	
	7	Islamic Republic of Iran	IRI	2	6	44	2	18	64	65.63	
	8	Hungary	HUN	1	3	16	3	2	21	61.90	
	9	Australia	AUS	2	8	92	14	43	149	52.35	
	10	Libyan Arab Jamahiriya	LBA	2	8	80	12	38	130	52.31	
	11	United States of America	USA	2	6	67	18	33	118	41.53	
	12	Korea	KOR	2	6	33	9	88	130	18.46	
Total Tournament					11	36	763	85	291	1139	59.53

**Legend:**

<b>Rk</b>	Rank	<b>Exc</b>	Excellent	<b>Cont</b>	Continues	<b>Eff %</b>	Efficiency %	<b>Avg</b>	Average per set
<b>MP</b>	Matches Played	<b>SP</b>	Sets Played						

PROVISIONAL

PRNVS0000005D.00058 00102110:10V01U

Time	Match	Phase	Team	Officials
10:30	7	Preliminaries B	Egypt vs Libyan Arab Jamahiriya	<p>EGY LBA</p> <p><b>Referees</b> TORABIALAMOUTI K. (IRI) PROBST Anton (GER)</p> <p><b>Control Committee</b> SAVELKOUL Gene (NED) BROUWERS Gerard (NED)</p> <p><b>Scorers</b> FOWLER Janet (AUS) LENTIN Kevin (AUS)</p> <p><b>Linejudges</b> NEAL Brian (AUS) YOE Dee (USA) SCHULBERGS Marika (AUS) NGUYEN Phong (AUS)</p>
12:00	8	Preliminaries A	Islamic Republic of Iran vs United States of America	<p>IRI USA</p> <p><b>Referees</b> FIBRICH Maciek (AUS) HELAC Senad (BIH)</p> <p><b>Control Committee</b> SAVELKOUL Gene (NED) BROUWERS Gerard (NED)</p> <p><b>Scorers</b> BYRNES John (AUS) MEULENKAMP Martijn (NED)</p> <p><b>Linejudges</b> PASSFIELD Karen (AUS) BOLT Donald (AUS) THINNES Roger (USA) WARR Susan (AUS)</p>
13:30	9	Preliminaries B	Bosnia & Herzegovina vs Australia	<p>BIH AUS</p> <p><b>Referees</b> KARADI Gabor (HUN) FISCHER Ute Maria (GER)</p> <p><b>Control Committee</b> KLIEN Frits (NED) ROSENTHAL Radu (ISR)</p> <p><b>Scorers</b> CLARK Lynne (AUS) SCHIPPER Eddy (NED)</p> <p><b>Linejudges</b> BARKER Simone (AUS) HUGHES Paul (USA) McMAHON Jeannine (USA) TWEEDIE Catriona (AUS)</p>
16:00	10	Preliminaries A	Germany vs Netherlands	<p>GER NED</p> <p><b>Referees</b> SOLVANG Jan Otto (NOR) SOEDERHOLM Seppo (FIN)</p> <p><b>Control Committee</b> KLIEN Frits (NED) KHOEINI Hossein (IRI)</p> <p><b>Scorers</b> LENTIN Kevin (AUS) YOE Dee (USA)</p> <p><b>Linejudges</b> SCHULBERGS Marika (AUS) NGUYEN Phong (AUS) PATERSON Scott (AUS) GILLETE Jacob (USA)</p>
17:30	11	Preliminaries B	Finland vs Korea	<p>FIN KOR</p> <p><b>Referees</b> VAN DE LOO Henricus (NED) KHOEINI Hossein (IRI)</p> <p><b>Control Committee</b> WALTON Steve (GBR) SOLVANG Jan Otto (NOR)</p> <p><b>Scorers</b> JAMES Bronwyn (AUS) HARRISSON Sarah (AUS)</p> <p><b>Linejudges</b> THINNES Roger (USA) NEAL Brian (AUS) HUGHES Paul (USA) BOLT Donald (AUS)</p>
19:00	12	Preliminaries A	Japan vs Hungary	<p>JPN HUN</p> <p><b>Referees</b> SHEHATA Mohamed (EGY) OUVAROV Oleg (RUS)</p> <p><b>Control Committee</b> PONT Juan (ESP) KHOEINI Hossein (IRI)</p> <p><b>Scorers</b> MEULENKAMP Martijn (NED) TWEEDIE Catriona (AUS)</p> <p><b>Linejudges</b> PATERSON Scott (AUS) McINTYRE Leisa (USA) GILLETE Jacob (USA) GIBBS Mike (USA)</p>

Volleyball - Sitting

Volleyball - Sitting

Volleyball - Sitting

Volleyball - Sitting

Volleyball - Sitting

Volleyball - Sitting

PRNVS0000005E.00085B 00102119:55V01U



### BEST SCORERS

Rk	No	Name	NPC	%	MP	SP	Attack	Block	Serve	Total
1	8	MELANEN Lauri	FIN	28.4	2	7	21	1	3	25
2	9	SCHRAPP Juergen	GER	26.7	2	6	17	2	5	24
3	7	ROWORTH Brett	AUS	30.6	2	8	15	6	1	22
4	7	MAHMIC Zikret	BIH	18.3	2	7	18	1	2	21
5	1	GODINJAK Ismet	BIH	17.4	2	7	18	1	1	20
6	8	MIMBERG Dirk	GER	21.1	2	6	18	1	0	19
7	3	AALDERS Henk	NED	25.0	2	6	17	1	0	18
	1	ELSHAWIKH Hesham	EGY	22.5	2	6	11	4	3	18
	2	MANKO Adnan	BIH	15.7	2	7	9	7	2	18
10	8	KIM Sung-Hoon	KOR	36.2	2	6	13	3	1	17
	12	BEHRAVAN Hojat	IRI	17.3	2	6	13	1	3	17
12	1	TOP Pieter	NED	22.2	2	6	11	5	0	16
	3	HASSAN Yasser	EGY	20.0	2	6	11	1	4	16
14	12	BARSCHE Steffen	GER	16.7	2	6	9	4	2	15
	5	MEDIC Asim	BIH	13.0	2	7	6	7	2	15
16	10	HASSAN Adel	EGY	17.5	2	6	9	4	1	14
17	11	VENAELAEINEN Olavi	FIN	14.8	2	7	12	1	0	13
	9	HUSSEIN Mohamed	EGY	16.3	2	6	11	2	0	13
	3	PEIDAYESH Reza	IRI	13.3	2	6	10	2	1	13
	12	VERSTAPPEN Johan	NED	18.1	2	6	8	5	0	13
	8	SOBCZAK Greg	AUS	18.1	2	8	8	5	0	13
	6	SAEID I Hashem	LBA	22.8	2	8	8	1	4	13
23	3	PARK Hyun-Dong	KOR	25.5	2	6	9	3	0	12
	9	ZIRAH I Isa	IRI	12.2	2	6	5	2	5	12
25	10	PULLI Matti	FIN	12.5	2	7	8	3	0	11
	11	DELALIC Sabahudin	BIH	9.6	2	7	6	1	4	11
	4	ELKELABE Zuhair M	LBA	19.3	2	8	5	4	2	11
	12	ABD ELYAZID Mohamed	EGY	13.8	2	6	5	3	3	11
	2	STETTNER Ferenc	GER	12.2	2	6	4	3	4	11
30	8	TANAKA Koji	JPN	66.7	1	3	8	1	1	10
	12	VISTBACKA Aulis	FIN	11.4	2	7	7	2	1	10
	1	BRAY Edward	AUS	13.9	2	8	6	4	0	10
	2	RAHIMI Mohammadreza	IRI	10.2	2	6	4	1	5	10
34	14	KESLER Jim	USA	25.0	2	6	7	1	1	9
	6	GOLKAR AZGHANDI Ali	IRI	9.2	2	6	6	0	3	9
	4	LAINEN Jukka	FIN	10.2	2	7	5	3	1	9
	4	PRICE Kevin	AUS	12.5	2	8	5	2	2	9
	2	LEE Albert	AUS	12.5	2	8	3	4	2	9
<b>Total Tournament</b>					11	36	553	149	106	808


NOTE: 40 players are listed; except where ties would extend the list beyond 40 in which case the tied players are not listed.


Rk	Rank	%	% of points won by all players in team	MP	Matches Played	SP	Team Sets Played
----	------	---	--	----	----------------	----	------------------


PROVISIONAL





Scoring Attackers		Rk	No	Name	NPC	MP	SP	Succ	Faults	Cont	Total	Succ %
	1	1	GODINJAK Ismet	BIH	2	7	18	3	12	33	54.55	
		15	MAKAROVSKI Sandor	HUN	1	3	6	2	3	11	54.55	
		3	BEHRVAN Hojat	IRI	2	6	13	2	11	26	50.00	
		4	PEIDAYESH Reza	IRI	2	6	10	3	8	21	47.62	
		5	SCHRAPP Juergen	GER	2	6	17	1	20	38	44.74	
		6	MELANEN Lauri	FIN	2	7	21	9	17	47	44.68	
		7	HASSAN Yasser	EGY	2	6	11	3	11	25	44.00	
		8	MAHMIC Zikret	BIH	2	7	18	9	14	41	43.90	
		9	MIMBERG Dirk	GER	2	6	18	7	18	43	41.86	
		10	SZABO Laszlo	HUN	1	3	6	-	9	15	40.00	
Limit Percentage 15.00%				Total Tournament		11	36	553	342	933	1407	39.30

Scoring Blockers		Rk	No	Name	NPC	MP	SP	Succ	Faults	Cont	Total	Avg
	1	2	MANKO Adnan	BIH	2	7	7	7	14	28	1.00	
		5	MEDIC Asim	BIH	2	7	7	8	6	21	1.00	
		3	TOP Pieter	NED	2	6	5	5	10	20	0.83	
		12	VERSTAPPEN Johan	NED	2	6	5	5	2	12	0.83	
		5	ROWORTH Brett	AUS	2	8	6	3	2	11	0.75	
		6	ELSHAWIKH Hesham	EGY	2	6	4	3	10	17	0.67	
		12	BARSCHE Steffen	GER	2	6	4	4	7	15	0.67	
		10	HASSAN Adel	EGY	2	6	4	-	2	6	0.67	
		14	MANYAK Attila	HUN	1	3	2	-	2	4	0.67	
		10	SOBCZAK Greg	AUS	2	8	5	8	6	19	0.63	
				Total Tournament		11	36	149	289	414	1828	4.14


Scoring Servers		Rk	No	Name	NPC	MP	SP	Succ	Faults	Cont	Total	Avg
	1	7	DOMOKOS Andras	HUN	1	3	4	1	12	17	1.33	
		2	SCHRAPP Juergen	GER	2	6	5	3	21	29	0.83	
		9	ZIRAH Isha	IRI	2	6	5	-	9	14	0.83	
		2	RAHIMI Mohammadreza	IRI	2	6	5	-	7	12	0.83	
		5	HASSAN Yasser	EGY	2	6	4	2	22	28	0.67	
		3	STETTNER Ferenc	GER	2	6	4	4	18	26	0.67	
		5	SOLEIMANI Majid	IRI	2	6	4	-	16	20	0.67	
		8	DELALIC Sabahudin	BIH	2	7	4	1	39	44	0.57	
				Total Tournament		11	36	106	141	1160	852	2.94


NOTE: 10 players are listed per skill; except where ties would extend the list beyond 10 in which case the tied players are not listed.


Legend:		Succ	Cont	Succ %	Avg
Rk	Rank	Successes	Continues	Success %	Average per set
MP	Matches Played	SP	Team Sets Played		

PROVISIONAL



Non-Scoring Diggers		Rk	No	Name	NPC	MP	SP	Exc	Faults	Cont	Total	Avg
	1	12	ABD ELYAZID Mohamed	EGY	2	6	23	4	2	29	3.83	
	2	8	TANAKA Koji	JPN	1	3	10	1	-	11	3.33	
	3	2	MANKO Adnan	BIH	2	7	21	2	4	27	3.00	
	4	11	VENAELAEINEN Olavi	FIN	2	7	18	5	8	31	2.57	
	5	3	HASSAN Yasser	EGY	2	6	15	2	1	18	2.50	
	6	9	SALKIC Nedzad	BIH	2	7	17	1	5	23	2.43	
	7	5	MEDIC Asim	BIH	2	7	16	3	7	26	2.29	
	8	1	ELSHAWIKH Hesham	EGY	2	6	13	1	5	19	2.17	
	9	7	ROWORTH Brett	AUS	2	8	16	15	12	43	2.00	
	5		KIM Bong-Ju	KOR	2	6	12	10	6	28	2.00	
	Total Tournament						11	36	569	320	499	1388

Non-Scoring Setters		Rk	No	Name	NPC	MP	SP	Exc	Faults	Cont	Total	Avg
	1	6	SOICKE Siegmund	GER	2	6	34	1	36	71	5.67	
	2	4	OONK Alfred	NED	2	6	30	1	38	69	5.00	
	3	11	DELALIC Sabahudin	BIH	2	7	31	-	49	80	4.43	
	4	7	DOMOKOS Andras	HUN	1	3	10	-	10	20	3.33	
	5	3	HASSAN Yasser	EGY	2	6	18	-	40	58	3.00	
	6	10	PULLI Matti	FIN	2	7	20	1	39	60	2.86	
	2		MANKO Adnan	BIH	2	7	20	2	34	56	2.86	
	8	4	LAINÉ Jukka	FIN	2	7	17	2	42	61	2.43	
	9	2	STETTNER Ferenc	GER	2	6	14	-	37	51	2.33	
	10	5	EL BAHAËY Taher	EGY	2	6	13	3	18	34	2.17	
	Total Tournament						11	36	418	35	1029	1482

Non-Scoring Receivers		Rk	No	Name	NPC	MP	SP	Exc	Faults	Cont	Total	Eff %
	1	6	KEKECS Miklos	HUN	1	3	7	-	-	7	100.0	
	2	5	VENDERBOSCH Andre	NED	2	6	43	3	5	51	78.43	
	3	3	RENGER Thomas	GER	2	6	19	1	7	27	66.67	
	5		KIM Bong-Ju	KOR	2	6	9	2	26	37		
	7		ROWORTH Brett	AUS	2	8	17	2	12	31		
	1		YOON Chul-Ho	KOR	2	6	13	-	18	31		
	11		NORTH Brant	AUS	2	8	21	1	5	27		
	8		SOBCZAK Greg	AUS	2	8	19	3	5	27		
	9		ABDELGADER SALEH Saleh Ibrahim	LBA	2	8	16	1	7	24		
	1		TOP Pieter	NED	2	6	18	-	6	24		
	Total Tournament						11	36	763	85	291	1139
Limit Percentage		25.00%										

NOTE: 10 players are listed per skill; except where ties would extend the list beyond 10 in which case the tied players are not listed.

Legend:		Exc	Cont	Eff %	Avg
Rk	Rank	Excellent	Continues	Efficiency %	Average per set
MP	Matches Played	SP	Team Sets Played		


PROVISIONAL


PRNVS0000005F.00084A 00102110:24V01U




USA · United States of America

After First Match

Scoring Attackers		No	Name	MP	SP	Succ	Faults	Cont	Total	Succ %
	1	HAMIDO Essameldin Ragab	1	3	2	4	1	7	28.57	
	2	GLOWACKI Matthew	1	3	-	-	-	-	0.00	
	3	LEASE Curtis	1	3	-	1	1	2	0.00	
	4	LANGE Tracey Joseph	1	3	-	1	6	7	0.00	
	5	COPPENS Matthew	1	3	-	1	1	2	0.00	
	6	TERPENNING James	1	3	-	1	-	1	0.00	
	7	SMITH Kurt	1	3	-	-	-	-	0.00	
	8	JOHNSON Bradley	1	3	3	2	3	8	37.50	
	9	DUGAN Jim	1	3	-	-	-	-	0.00	
	10	MORAN Paul	1	3	2	2	1	5	40.00	
	11	DEMBY William	1	3	-	5	6	11	0.00	
	14	KESLER Jim	1	3	3	1	7	11	27.27	
	Team Totals		1	3	10	18	26	54	18.52	

Scoring Blockers		No	Name	MP	SP	Succ	Faults	Cont	Total	Avg
	1	HAMIDO Essameldin Ragab	1	3	-	-	1	1	0.00	
	2	GLOWACKI Matthew	1	3	-	-	-	-	0.00	
	3	LEASE Curtis	1	3	-	-	1	1	0.00	
	4	LANGE Tracey Joseph	1	3	-	-	4	4	0.00	
	5	COPPENS Matthew	1	3	-	2	-	2	0.00	
	6	TERPENNING James	1	3	-	-	-	-	0.00	
	7	SMITH Kurt	1	3	-	1	-	1	0.00	
	8	JOHNSON Bradley	1	3	2	5	2	9	0.67	
	9	DUGAN Jim	1	3	-	-	-	-	0.00	
	10	MORAN Paul	1	3	-	2	-	2	0.00	
	11	DEMBY William	1	3	2	-	3	5	0.67	
	14	KESLER Jim	1	3	-	4	7	11	0.00	
	Team Totals		1	3	4	14	18	36	1.33	

Scoring Servers		No	Name	MP	SP	Succ	Faults	Cont	Total	Avg
	1	HAMIDO Essameldin Ragab	1	3	-	-	3	3	0.00	
	2	GLOWACKI Matthew	1	3	-	-	1	1	0.00	
	3	LEASE Curtis	1	3	-	-	1	1	0.00	
	4	LANGE Tracey Joseph	1	3	1	1	3	5	0.33	
	5	COPPENS Matthew	1	3	-	-	2	2	0.00	
	6	TERPENNING James	1	3	-	-	1	1	0.00	
	7	SMITH Kurt	1	3	1	1	4	6	0.33	
	8	JOHNSON Bradley	1	3	-	1	-	1	0.00	
	9	DUGAN Jim	1	3	-	-	-	-	0.00	
	10	MORAN Paul	1	3	-	1	2	3	0.00	
	11	DEMBY William	1	3	1	-	4	5	0.33	
	14	KESLER Jim	1	3	1	1	1	3	0.33	
	Team Totals		1	3	4	5	22	31	1.33	

Team	Opponent Errors & Team Faults	12	8
------	-------------------------------	----	---

<b>Legend:</b>									
Succ	Successes	Cont	Continues	Succ %	Success %	Avg	Average per set	MP	Matches Played
SP	Team Sets Played								

PROVISIONAL

USA · United States of America

After First Match

Non-Scoring Diggers	No	Name	MP	SP	Exc	Faults	Cont	Total	Avg
	1	HAMIDO Essameldin Ragab	1	3	1	1	5	7	0.33
	2	GLOWACKI Matthew	1	3	-	1	-	1	0.00
	3	LEASE Curtis	1	3	-	-	2	2	0.00
	4	LANGE Tracey Joseph	1	3	1	6	7	14	0.33
	5	COPPENS Matthew	1	3	-	3	1	4	0.00
	6	TERPENNING James	1	3	-	1	2	3	0.00
	7	SMITH Kurt	1	3	-	-	1	1	0.00
	8	JOHNSON Bradley	1	3	-	-	1	1	0.00
	9	DUGAN Jim	1	3	1	-	-	1	0.33
	10	MORAN Paul	1	3	-	4	5	9	0.00
	11	DEMBY William	1	3	-	3	6	9	0.00
	14	KESLER Jim	1	3	-	1	4	5	0.00
	Team Totals		1	3	3	20	34	57	1.00

Non-Scoring Setters	No	Name	MP	SP	Exc	Faults	Cont	Total	Avg
	1	HAMIDO Essameldin Ragab	1	3	-	1	1	2	0.00
	2	GLOWACKI Matthew	1	3	-	-	-	-	0.00
	3	LEASE Curtis	1	3	-	-	2	2	0.00
	4	LANGE Tracey Joseph	1	3	1	-	9	10	0.33
	5	COPPENS Matthew	1	3	1	-	-	1	0.33
	6	TERPENNING James	1	3	-	-	-	-	0.00
	7	SMITH Kurt	1	3	-	-	5	5	0.00
	8	JOHNSON Bradley	1	3	-	-	3	3	0.00
	9	DUGAN Jim	1	3	-	-	-	-	0.00
	10	MORAN Paul	1	3	1	-	2	3	0.33
	11	DEMBY William	1	3	2	1	9	12	0.67
	14	KESLER Jim	1	3	-	-	5	5	0.00
	Team Totals		1	3	5	2	36	43	1.67

Non-Scoring Receivers	No	Name	MP	SP	Exc	Faults	Cont	Total	Eff %
	1	HAMIDO Essameldin Ragab	1	3	1	-	-	1	100.0
	2	GLOWACKI Matthew	1	3	1	-	-	1	100.0
	3	LEASE Curtis	1	3	2	-	2	4	50.00
	4	LANGE Tracey Joseph	1	3	12	1	-	13	84.62
	5	COPPENS Matthew	1	3	3	2	-	5	20.00
	6	TERPENNING James	1	3	-	1	-	1	-100.0
	7	SMITH Kurt	1	3	1	2	4	7	-14.3
	8	JOHNSON Bradley	1	3	6	-	-	6	100.0
	9	DUGAN Jim	1	3	4	-	2	6	66.67
	10	MORAN Paul	1	3	5	1	-	6	66.67
	11	DEMBY William	1	3	3	1	-	4	50.00
	14	KESLER Jim	1	3	5	-	-	5	100.0
	Team Totals		1	3	43	8	8	59	59.32

<b>Legend:</b>	<b>Exc</b> Excellent	<b>Cont</b> Continues	<b>Eff %</b> Efficiency %	<b>Avg</b> Average per set	<b>MP</b> Matches Played
	<b>SP</b> Team Sets Played				

PROVISIONAL

PRNVS00000060.00073 00102111:09V01U

Match No: 7  
Start Time: 10:30

EGY vs LBA  
2 0

Spectators:

Team	Sets	1	2	3	4	5	Total
EGY	2	25	25	0			50
LBA	0	9	12	0			21
	Minutes	18	0				18

Referees: TORABIALAMOUTI Khesrollah (IRI) & PROBST Anton (GER)

EGY ▪ Egypt								LBA ▪ Libyan Arab Jamahiriya							
No	Name	1	2	3	4	5	Pts	No	Name	1	2	3	4	5	Pts
1	ELSHAWIKH Hesham	■	■				9	2	SALIL Ali Said	■	■				
2	AWED Tamer	□	□					3	ALMEDNENE Mousbah A M						
3	HASSAN Yasser	■	■				3	4	ELKELABE Zuhair M	□	□				1
4	ABD ALLA Ashraf	□	□					5	ELGHASHIR Abulgasem						
5	EL BAHAEY Taher	■	■				1	6	SAEID I Hashem	■	□				
7	HASSANEIN Salah			□				7	M SUSAEN Gama			■			
8	L ABD ELLATIF Abd Elnabi	L	L					8	ALAGURI Salah	■	□				1
9	HUSSEIN Mohamed	■	■				2	9	ABDELGADER SALEH Saleh Ibrahim	■	■				
10	HASSAN Adel	■	■				6	10	ABUSETIN Mustafa	■	■				
11	ELHELBAWI Rezek			□			1	11	EMHEMED SALEM Salem	□	□				
12	ABD ELYAZID Mohamed	■	■				4	12	ZAITUNI Abdulhakim H			■			1
								13	MANSUR Salem	■	■				
<b>Head Coach:</b> DARWISH Mansour								<b>Head Coach:</b> NOUH Ramdans							
<b>Assistant:</b> SALAMA Mohamed								<b>Assistant:</b> ABDUSSALAM Mohamad							

### TEAM AND PLAYER PERFORMANCES

Won	Total Atts	No	Name	Scoring Skills	Won	Total Atts	No	Name	
15	46	Total Team		Attack	1	34	Total Team		
5	9	1	ELSHAWIKH Hesham		1	9	8	ALAGURI Salah	
5	6	10	HASSAN Adel		Block	2	19	Total Team	
2	8	9	HUSSEIN Mohamed			1	1	4	ELKELABE Zuhair M
4	14	Total Team		1		1	12	ZAITUNI Abdulhakim H	
2	4	1	ELSHAWIKH Hesham	Serve	23		Total Team		
1	1	10	HASSAN Adel		Opp Error	18	Total Team		
1	3	12	ABD ELYAZID Mohamed			Total	21	76	Total Team
7	49	Total Team		Best Scorer	1	1	4	ELKELABE Zuhair M	
2	8	1	ELSHAWIKH Hesham		Total		Total Team		
2	14	3	HASSAN Yasser	Total		Total Team			
2	10	12	ABD ELYAZID Mohamed	Total		Total Team			
24	Total Team		Total		Total		Total Team		
50	109	Total Team		Total		Total Team			

Jury President:  
Signature:

**Legend:**

■ Starting line-up      □ Substitute      nn Team Captain      □ Substitue libero  
Pts Points scored      L Libero Player      Opp Opponent      Atts Attempts

PROVISIONAL

PRNVS00000061.00083 00102111:32V01U




Match No 7  
Start Time: 10:30


EGY vs LBA  
3 0


Spectators: 1125

Team	Sets	1	2	3	Total
EGY	3	25	25	25	75
LBA	0	9	12	9	30
	Minutes	18	16	14	48

## EGY - Egypt

Scoring Attackers		Rk	No	Name	Succ	Faults	Cont	Total	Succ %
	1	10	HASSAN Adel	7	-	4	11	63.64	
	2	1	ELSHAWIKH Hesham	6	1	6	13	46.15	
	3	9	HUSSEIN Mohamed	5	2	6	13	38.46	
	12	ABD ELYAZID Mohamed	2	2	6	10			
	4	ABD ALLA Ashraf	3	2	4	9			
	3	HASSAN Yasser	2	-	4	6			
	5	EL BAHAHEY Taher	-	-	3	3			
	2	AWED Tamer	-	1	1	2			
	7	HASSANEIN Salah	-	2	-	2			
	11	ELHELBAWI Rezek	1	-	-	1			
	8	ABD ELLATIF Abd Elnabi	-	-	-	-			
Limit 15.00%		Total Team			26	10	34	70	37.14

Scoring Blockers		Rk	No	Name	Succ	Faults	Cont	Total	Avg
	1	1	ELSHAWIKH Hesham	2	1	1	4	0.67	
		10	HASSAN Adel	2	-	-	2	0.67	
	3	3	HASSAN Yasser	1	3	3	7	0.33	
		9	HUSSEIN Mohamed	1	2	1	4	0.33	
	12	ABD ELYAZID Mohamed	1	-	2	3	0.33		
	4	ABD ALLA Ashraf	1	-	1	2	0.33		
	8	ABD ELLATIF Abd Elnabi	-	-	-	-			
	2	AWED Tamer	-	-	-	-			
	5	EL BAHAHEY Taher	-	-	-	-			
	11	ELHELBAWI Rezek	-	-	-	-			
7	HASSANEIN Salah	-	-	-	-				
		Total Team			8	6	8	22	2.67

Scoring Servers		Rk	No	Name	Succ	Faults	Cont	Total	Avg
	1	1	ELSHAWIKH Hesham	2	2	13	17	0.67	
		3	HASSAN Yasser	2	2	13	17	0.67	
		12	ABD ELYAZID Mohamed	2	-	9	11	0.67	
	4	10	HASSAN Adel	1	-	8	9	0.33	
		5	EL BAHAHEY Taher	1	-	4	5	0.33	
	6	9	HUSSEIN Mohamed	-	-	7	7	0.00	
		4	ABD ALLA Ashraf	-	1	3	4	0.00	
		2	AWED Tamer	-	-	2	2	0.00	
		7	HASSANEIN Salah	-	-	1	1	0.00	
		8	ABD ELLATIF Abd Elnabi	-	-	-	-		
		11	ELHELBAWI Rezek	-	-	-	-		
		Total Team			8	5	60	73	2.67

Team

Opponent Errors & Team Faults 33

Legend:									
Rk	Rank	Succ	Successes	Cont	Continues	Succ %	Success %	Avg	Average per set

PROVISIONAL


Match No 7  
Start Time: 10:30


EGY vs LBA  
3 0


Spectators: 1125

Team	Sets	1	2	3	Total
EGY	3	25	25	25	75
LBA	0	9	12	9	30
	Minutes	18	16	14	48

## EGY - Egypt

Non-Scoring Diggers		Rk	No	Name	Exc	Faults	Cont	Total	Avg
		1	3	HASSAN Yasser	11	2	-	13	3.67
		2	12	ABD ELYAZID Mohamed	8	2	-	10	2.67
		3	1	ELSHAWIKH Hesham	6	1	1	8	2.00
		4	10	HASSAN Adel	5	-	1	6	1.67
		5	8	ABD ELLATIF Abd Elnabi	3	-	1	4	1.00
		9	9	HUSSEIN Mohamed	3	-	-	3	1.00
		7	5	EL BAHAEY Taher	2	1	-	3	0.67
		2	2	AWED Tamer	2	-	-	2	0.67
		4	4	ABD ALLA Ashraf	-	-	-	-	-
		11	11	ELHELBAWI Rezek	-	-	-	-	-
		7	7	HASSANEIN Salah	-	-	-	-	-
Total Team					40	6	3	49	13.33

Non-Scoring Setters		Rk	No	Name	Exc	Faults	Cont	Total	Avg
		1	3	HASSAN Yasser	6	-	15	21	2.00
		2	5	EL BAHAEY Taher	5	1	6	12	1.67
		3	9	HUSSEIN Mohamed	3	-	3	6	1.00
		4	4	ABD ALLA Ashraf	3	-	2	5	1.00
		5	8	ABD ELLATIF Abd Elnabi	2	1	-	3	0.67
		6	1	ELSHAWIKH Hesham	-	-	4	4	0.00
		2	2	AWED Tamer	-	-	2	2	0.00
		10	10	HASSAN Adel	-	1	1	2	0.00
		12	12	ABD ELYAZID Mohamed	-	-	1	1	0.00
		7	7	HASSANEIN Salah	-	-	1	1	0.00
		11	11	ELHELBAWI Rezek	-	-	-	-	-
Total Team					19	3	35	57	6.33

Non-Scoring Receivers		Rk	No	Name	Exc	Faults	Cont	Total	Eff %
		1	1	ELSHAWIKH Hesham	4	-	2	6	
		9	9	HUSSEIN Mohamed	3	-	2	5	
		8	8	ABD ELLATIF Abd Elnabi	2	-	1	3	
		11	11	ELHELBAWI Rezek	1	-	2	3	
		10	10	HASSAN Adel	3	-	-	3	
		12	12	ABD ELYAZID Mohamed	1	-	1	2	
		4	4	ABD ALLA Ashraf	1	-	-	1	
		2	2	AWED Tamer	1	-	-	1	
		3	3	HASSAN Yasser	-	-	1	1	
		5	5	EL BAHAEY Taher	-	-	-	-	
		7	7	HASSANEIN Salah	-	-	-	-	
Total Team					16	-	9	25	64.00

Limit

25.00%

Legend:

Rk Rank Exc Excellent Cont Continues Eff % Efficiency % Avg Average per set

PROVISIONAL

Match No 7  
Start Time: 10:30


EGY vs LBA  
3 0


Spectators: 1125

Team	Sets	1	2	3	Total
EGY	3	25	25	25	75
LBA	0	9	12	9	30
	Minutes	18	16	14	48

## LBA · Libyan Arab Jamahiriya

Scoring Attackers		Rk	No	Name	Succ	Faults	Cont	Total	Succ %	
		8		ALAGURI Salah	1	5	7	13		
		9		ABDELGADER SALEH Saleh Ibrahim	-	3	6	9		
		6		SAEID I Hashem	1	2	5	8		
		2		SALIL Ali Said	-	3	4	7		
		10		ABUSETIN Mustafa	-	1	3	4		
		11		EMHEMED SALEM Salem	-	1	2	3		
		13		MANSUR Salem	-	1	2	3		
		7		M SUSAEN Gama	-	1	1	2		
		12		ZAITUNI Abdulhakim H	-	1	1	2		
		5		ELGHASHIR Abulgasem	1	-	-	1		
		3		ALMEDNENE Mousbah A M	-	-	-	-		
		4		ELKELABE Zuhair M	-	-	-	-		
	Limit 15.00%		Total Team			3	18	31	52	5.77

Scoring Blockers		Rk	No	Name	Succ	Faults	Cont	Total	Avg
		1	10	ABUSETIN Mustafa	1	4	3	8	0.33
		4		ELKELABE Zuhair M	1	-	1	2	0.33
		12		ZAITUNI Abdulhakim H	1	-	-	1	0.33
	4	2		SALIL Ali Said	-	1	5	6	0.00
		9		ABDELGADER SALEH Saleh Ibrahim	-	2	2	4	0.00
		6		SAEID I Hashem	-	1	3	4	0.00
		8		ALAGURI Salah	-	2	-	2	0.00
		7		M SUSAEN Gama	-	2	-	2	0.00
		13		MANSUR Salem	-	-	2	2	0.00
		11		EMHEMED SALEM Salem	-	-	1	1	0.00
		3		ALMEDNENE Mousbah A M	-	-	-	-	
	5		ELGHASHIR Abulgasem	-	-	-	-		
	Total Team			3	12	17	32	1.00	

Scoring Servers		Rk	No	Name	Succ	Faults	Cont	Total	Avg
		1	10	ABUSETIN Mustafa	-	3	4	7	0.00
		6		SAEID I Hashem	-	-	6	6	0.00
		2		SALIL Ali Said	-	-	6	6	0.00
		4		ELKELABE Zuhair M	-	-	4	4	0.00
		9		ABDELGADER SALEH Saleh Ibrahim	-	-	3	3	0.00
		8		ALAGURI Salah	-	-	3	3	0.00
		11		EMHEMED SALEM Salem	-	1	-	1	0.00
		7		M SUSAEN Gama	-	1	-	1	0.00
		13		MANSUR Salem	-	-	1	1	0.00
		3		ALMEDNENE Mousbah A M	-	-	-	-	
		5		ELGHASHIR Abulgasem	-	-	-	-	
		12		ZAITUNI Abdulhakim H	-	-	-	-	
	Total Team			-	5	27	32	0.00	

Team	Opponent Errors & Team Faults	24	15
------	-------------------------------	----	----

Legend:									
Rk	Rank	Succ	Successes	Cont	Continues	Succ %	Success %	Avg	Average per set

PROVISIONAL


Match No 7  
Start Time: 10:30


EGY vs LBA  
3 0


Spectators: 1125

Team	Sets	1	2	3	Total
EGY	3	25	25	25	75
LBA	0	9	12	9	30
	Minutes	18	16	14	48

## LBA · Libyan Arab Jamahiriya

Non-Scoring Diggers		Rk	No	Name	Exc	Faults	Cont	Total	Avg
	1	10	ABUSETIN Mustafa	3	2	3	8	1.00	
	2	2	SALIL Ali Said	2	4	2	8	0.67	
	6	6	SAEID I Hashem	2	3	1	6	0.67	
	4	8	ALAGURI Salah	1	2	2	5	0.33	
	4	4	ELKELABE Zuhair M	1	-	3	4	0.33	
	5	5	ELGHASHIR Abulgasem	1	-	-	1	0.33	
	7	9	ABDELGADER SALEH Saleh Ibrahim	-	3	3	6	0.00	
	12	12	ZAITUNI Abdulhakim H	-	1	-	1	0.00	
	3	3	ALMEDNENE Mousbah A M	-	-	-	-	-	
	11	11	EMHEMED SALEM Salem	-	-	-	-	-	
	7	7	M SUSAEN Gama	-	-	-	-	-	
	13	13	MANSUR Salem	-	-	-	-	-	
	Total Team				10	15	14	39	3.33

Non-Scoring Setters		Rk	No	Name	Exc	Faults	Cont	Total	Avg
	1	10	ABUSETIN Mustafa	2	-	4	6	0.67	
	2	9	ABDELGADER SALEH Saleh Ibrahim	-	-	11	11	0.00	
	8	8	ALAGURI Salah	-	-	7	7	0.00	
	4	4	ELKELABE Zuhair M	-	-	5	5	0.00	
	6	6	SAEID I Hashem	-	1	4	5	0.00	
	2	2	SALIL Ali Said	-	-	4	4	0.00	
	5	5	ELGHASHIR Abulgasem	-	-	2	2	0.00	
	11	11	EMHEMED SALEM Salem	-	-	1	1	0.00	
	7	7	M SUSAEN Gama	-	-	1	1	0.00	
	12	12	ZAITUNI Abdulhakim H	-	-	1	1	0.00	
	3	3	ALMEDNENE Mousbah A M	-	-	-	-	-	
	13	13	MANSUR Salem	-	-	-	-	-	
	Total Team				2	1	40	43	0.67

Non-Scoring Receivers		Rk	No	Name	Exc	Faults	Cont	Total	Eff %
	1	10	ABUSETIN Mustafa	10	1	5	16	56.25	
	6	6	SAEID I Hashem	8	2	3	13		
	9	9	ABDELGADER SALEH Saleh Ibrahim	6	1	4	11		
	2	2	SALIL Ali Said	7	-	2	9		
	4	4	ELKELABE Zuhair M	2	1	1	4		
	7	7	M SUSAEN Gama	1	1	1	3		
	8	8	ALAGURI Salah	-	1	1	2		
	11	11	EMHEMED SALEM Salem	1	-	1	2		
	12	12	ZAITUNI Abdulhakim H	-	2	-	2		
	13	13	MANSUR Salem	-	-	1	1		
	3	3	ALMEDNENE Mousbah A M	-	-	-	-		
	5	5	ELGHASHIR Abulgasem	-	-	-	-		
	Total Team				35	9	19	63	41.27

Limit

25.00%

Legend:									
Rk	Rank	Exc	Excellent	Cont	Continues	Eff %	Efficiency %	Avg	Average per set

PROVISIONAL

PRNVS00000062.00073 00102111:29V010

Match No: 7  
Start Time: 10:30

EGY vs LBA  
3 0

Spectators: 1125

Team	Sets	1	2	3	Total
EGY	3	25	25	25	75
LBA	0	9	12	9	30
	Minutes	18	16	14	48

Referees: TORABIALAMOUTI Khesrollah (IRI) & PROBST Anton (GER)

EGY ▪ Egypt							LBA ▪ Libyan Arab Jamahiriya								
No	Name	1	2	3	4	5	Pts	No	Name	1	2	3	4	5	Pts
1	ELSHAWIKH Hesham	■	■	■			10	2	SALIL Ali Said	■	■	■			
2	AWED Tamer	□	□					3	ALMEDNENE Mousbah A M						
3	HASSAN Yasser	■	■	■			5	4	ELKELABE Zuhair M	□	□	■			1
4	ABD ALLA Ashraf	□	□	■			4	5	ELGHASHIR Abulgasem				□		1
5	EL BAHAEY Taher	■	■				1	6	SAEID I Hashem	■	□	■			1
7	HASSANEIN Salah		□					7	M SUSAEN Gama		■				
8	L ABD ELLATIF Abd Elnabi	L	L	L				8	ALAGURI Salah	■	□	■			1
9	HUSSEIN Mohamed	■	■	■			6	9	ABDELGADER SALEH Saleh Ibrahim	■	■	■			
10	HASSAN Adel	■	■	■			10	10	ABUSETIN Mustafa	■	■	■			1
11	ELHELBAWI Rezek		□	□			1	11	EMHEMED SALEM Salem	□					
12	ABD ELYAZID Mohamed	■	■	■			5	12	ZAITUNI Abdulhakim H		■				1
								13	MANSUR Salem	■	■				
<b>Head Coach:</b> DARWISH Mansour							<b>Head Coach:</b> NOUH Ramdans								
<b>Assistant:</b> SALAMA Mohamed							<b>Assistant:</b> ABDUSSALAM Mohamad								

## TEAM AND PLAYER PERFORMANCES

Won	Total Atts	No	Name	Scoring Skills	Won	Total Atts	No	Name
26	70	Total Team		Attack	3	52	Total Team	
7	11	10	HASSAN Adel		1	1	5	ELGHASHIR Abulgasem
6	13	1	ELSHAWIKH Hesham		1	8	6	SAEID I Hashem
5	13	9	HUSSEIN Mohamed		1	13	8	ALAGURI Salah
8	22	Total Team			3	32	Total Team	
2	4	1	ELSHAWIKH Hesham	Block	1	2	4	ELKELABE Zuhair M
2	2	10	HASSAN Adel		1	8	10	ABUSETIN Mustafa
1	7	3	HASSAN Yasser		1	1	12	ZAITUNI Abdulhakim H
8	73	Total Team		Serve		32	Total Team	
2	17	1	ELSHAWIKH Hesham		24		Total Team	
2	17	3	HASSAN Yasser		30	116	Total Team	
2	11	12	ABD ELYAZID Mohamed					
33		Total Team		Opp Error			Total Team	
75	165	Total Team					Total Team	
10	10	1	ELSHAWIKH Hesham	Total			Total Team	
							Total Team	
				Best Scorer	1	1	4	ELKELABE Zuhair M
							Total Team	

### Legend:

■ Starting line-up      □ Substitute      nn Team Captain      □ Substitue libero  
 Pts Points scored      L Libero Player      Opp Opponent      Atts Attempts

PRNVS00000063.00083 00102111:36V010


Match No 7  
Start Time: 10:30

EGY vs LBA  
3 0


Spectators: 1125

Team	Sets	1	2	3	Total
EGY	3	25	25	25	75
LBA	0	9	12	9	30
	Minutes	18	16	14	48

## EGY - Egypt

Scoring Attackers		Rk	No	Name	Succ	Faults	Cont	Total	Succ %
	1	10	HASSAN Adel	7	-	4	11	63.64	
	2	1	ELSHAWIKH Hesham	6	1	6	13	46.15	
	3	9	HUSSEIN Mohamed	5	2	6	13	38.46	
	12	ABD ELYAZID Mohamed	2	2	6	10			
	4	ABD ALLA Ashraf	3	2	4	9			
	3	HASSAN Yasser	2	-	4	6			
	5	EL BAHAHEY Taher	-	-	3	3			
	2	AWED Tamer	-	1	1	2			
	7	HASSANEIN Salah	-	2	-	2			
	11	ELHELBAWI Rezek	1	-	-	1			
	8	ABD ELLATIF Abd Elnabi	-	-	-	-			
	Limit 15.00%				Total Team	26	10	34	70

Scoring Blockers		Rk	No	Name	Succ	Faults	Cont	Total	Avg
	1	1	ELSHAWIKH Hesham	2	1	1	4	0.67	
	10	HASSAN Adel	2	-	2	0.67			
	3	3	HASSAN Yasser	1	3	3	7	0.33	
	9	9	HUSSEIN Mohamed	1	2	1	4	0.33	
	12	12	ABD ELYAZID Mohamed	1	-	2	3	0.33	
	4	4	ABD ALLA Ashraf	1	-	1	2	0.33	
	8	8	ABD ELLATIF Abd Elnabi	-	-	-	-		
	2	2	AWED Tamer	-	-	-	-		
	5	5	EL BAHAHEY Taher	-	-	-	-		
	11	11	ELHELBAWI Rezek	-	-	-	-		
7	7	HASSANEIN Salah	-	-	-	-			
Total Team				8	6	8	22	2.67	

Scoring Servers		Rk	No	Name	Succ	Faults	Cont	Total	Avg
	1	1	ELSHAWIKH Hesham	2	2	13	17	0.67	
	3	3	HASSAN Yasser	2	2	13	17	0.67	
	12	12	ABD ELYAZID Mohamed	2	-	9	11	0.67	
	4	10	HASSAN Adel	1	-	8	9	0.33	
	5	5	EL BAHAHEY Taher	1	-	4	5	0.33	
	6	9	HUSSEIN Mohamed	-	-	7	7	0.00	
	4	4	ABD ALLA Ashraf	-	1	3	4	0.00	
	2	2	AWED Tamer	-	-	2	2	0.00	
	7	7	HASSANEIN Salah	-	-	1	1	0.00	
	8	8	ABD ELLATIF Abd Elnabi	-	-	-	-		
	11	11	ELHELBAWI Rezek	-	-	-	-		
Total Team				8	5	60	73	2.67	

Team

Opponent Errors & Team Faults 33

Legend:									
Rk	Rank	Succ	Successes	Cont	Continues	Succ %	Success %	Avg	Average per set




Match No 7  
Start Time: 10:30


EGY vs LBA  
3 0


Spectators: 1125

Team	Sets	1	2	3	Total
EGY	3	25	25	25	75
LBA	0	9	12	9	30
	Minutes	18	16	14	48

## EGY - Egypt

Non-Scoring Diggers		Rk	No	Name	Exc	Faults	Cont	Total	Avg
		1	3	HASSAN Yasser	11	2	-	13	3.67
		2	12	ABD ELYAZID Mohamed	8	2	-	10	2.67
		3	1	ELSHAWIKH Hesham	6	1	1	8	2.00
		4	10	HASSAN Adel	5	-	1	6	1.67
		5	8	ABD ELLATIF Abd Elnabi	3	-	1	4	1.00
		9	9	HUSSEIN Mohamed	3	-	-	3	1.00
		7	5	EL BAHAEY Taher	2	1	-	3	0.67
		2	2	AWED Tamer	2	-	-	2	0.67
		4	4	ABD ALLA Ashraf	-	-	-	-	-
		11	11	ELHELBAWI Rezek	-	-	-	-	-
		7	7	HASSANEIN Salah	-	-	-	-	-
Total Team					40	6	3	49	13.33

Non-Scoring Setters		Rk	No	Name	Exc	Faults	Cont	Total	Avg
		1	3	HASSAN Yasser	6	-	15	21	2.00
		2	5	EL BAHAEY Taher	5	1	6	12	1.67
		3	9	HUSSEIN Mohamed	3	-	3	6	1.00
		4	4	ABD ALLA Ashraf	3	-	2	5	1.00
		5	8	ABD ELLATIF Abd Elnabi	2	1	-	3	0.67
		6	1	ELSHAWIKH Hesham	-	-	4	4	0.00
		2	2	AWED Tamer	-	-	2	2	0.00
		10	10	HASSAN Adel	-	1	1	2	0.00
		12	12	ABD ELYAZID Mohamed	-	-	1	1	0.00
		7	7	HASSANEIN Salah	-	-	1	1	0.00
		11	11	ELHELBAWI Rezek	-	-	-	-	-
Total Team					19	3	35	57	6.33

Non-Scoring Receivers		Rk	No	Name	Exc	Faults	Cont	Total	Eff %
		1	1	ELSHAWIKH Hesham	4	-	2	6	
		9	9	HUSSEIN Mohamed	3	-	2	5	
		8	8	ABD ELLATIF Abd Elnabi	2	-	1	3	
		11	11	ELHELBAWI Rezek	1	-	2	3	
		10	10	HASSAN Adel	3	-	-	3	
		12	12	ABD ELYAZID Mohamed	1	-	1	2	
		4	4	ABD ALLA Ashraf	1	-	-	1	
		2	2	AWED Tamer	1	-	-	1	
		3	3	HASSAN Yasser	-	-	1	1	
		5	5	EL BAHAEY Taher	-	-	-	-	
		7	7	HASSANEIN Salah	-	-	-	-	
Total Team					16	-	9	25	64.00

Limit

25.00%

Legend:

Rk Rank      Exc Excellent      Cont Continues      Eff % Efficiency %      Avg Average per set

Match No 7  
Start Time: 10:30


EGY vs LBA  
3 0

Spectators: 1125

Team	Sets	1	2	3	Total
EGY	3	25	25	25	75
LBA	0	9	12	9	30
	Minutes	18	16	14	48

## LBA · Libyan Arab Jamahiriya

Scoring Attackers		Rk	No	Name	Succ	Faults	Cont	Total	Succ %	
		8		ALAGURI Salah	1	5	7	13		
		9		ABDELGADER SALEH Saleh Ibrahim	-	3	6	9		
		6		SAEID I Hashem	1	2	5	8		
		2		SALIL Ali Said	-	3	4	7		
		10		ABUSETIN Mustafa	-	1	3	4		
		11		EMHEMED SALEM Salem	-	1	2	3		
		13		MANSUR Salem	-	1	2	3		
		7		M SUSAEN Gama	-	1	1	2		
		12		ZAITUNI Abdulhakim H	-	1	1	2		
		5		ELGHASHIR Abulgasem	1	-	-	1		
		3		ALMEDNENE Mousbah A M	-	-	-	-		
		4		ELKELABE Zuhair M	-	-	-	-		
	Limit 15.00%		Total Team			3	18	31	52	5.77

Scoring Blockers		Rk	No	Name	Succ	Faults	Cont	Total	Avg
		1	10	ABUSETIN Mustafa	1	4	3	8	0.33
		4		ELKELABE Zuhair M	1	-	1	2	0.33
		12		ZAITUNI Abdulhakim H	1	-	-	1	0.33
	4	2		SALIL Ali Said	-	1	5	6	0.00
		9		ABDELGADER SALEH Saleh Ibrahim	-	2	2	4	0.00
		6		SAEID I Hashem	-	1	3	4	0.00
		8		ALAGURI Salah	-	2	-	2	0.00
		7		M SUSAEN Gama	-	2	-	2	0.00
		13		MANSUR Salem	-	-	2	2	0.00
		11		EMHEMED SALEM Salem	-	-	1	1	0.00
		3		ALMEDNENE Mousbah A M	-	-	-	-	
	5		ELGHASHIR Abulgasem	-	-	-	-		
	Total Team			3	12	17	32	1.00	

Scoring Servers		Rk	No	Name	Succ	Faults	Cont	Total	Avg
		1	10	ABUSETIN Mustafa	-	3	4	7	0.00
		6		SAEID I Hashem	-	-	6	6	0.00
		2		SALIL Ali Said	-	-	6	6	0.00
		4		ELKELABE Zuhair M	-	-	4	4	0.00
		9		ABDELGADER SALEH Saleh Ibrahim	-	-	3	3	0.00
		8		ALAGURI Salah	-	-	3	3	0.00
		11		EMHEMED SALEM Salem	-	1	-	1	0.00
		7		M SUSAEN Gama	-	1	-	1	0.00
		13		MANSUR Salem	-	-	1	1	0.00
		3		ALMEDNENE Mousbah A M	-	-	-	-	
		5		ELGHASHIR Abulgasem	-	-	-	-	
		12		ZAITUNI Abdulhakim H	-	-	-	-	
	Total Team			-	5	27	32	0.00	

Team	Opponent Errors & Team Faults	24	15
------	-------------------------------	----	----

Legend:									
Rk	Rank	Succ	Successes	Cont	Continues	Succ %	Success %	Avg	Average per set


Match No 7  
Start Time: 10:30


EGY vs LBA  
3 0


Spectators: 1125

Team	Sets	1	2	3	Total
EGY	3	25	25	25	75
LBA	0	9	12	9	30
	Minutes	18	16	14	48

## LBA · Libyan Arab Jamahiriya

Non-Scoring Diggers		Rk	No	Name	Exc	Faults	Cont	Total	Avg
	1	10	ABUSETIN Mustafa	3	2	3	8	1.00	
	2	2	SALIL Ali Said	2	4	2	8	0.67	
	6	6	SAEID I Hashem	2	3	1	6	0.67	
	4	8	ALAGURI Salah	1	2	2	5	0.33	
	4	4	ELKELABE Zuhair M	1	-	3	4	0.33	
	5	5	ELGHASHIR Abulgasem	1	-	-	1	0.33	
	7	9	ABDELGADER SALEH Saleh Ibrahim	-	3	3	6	0.00	
	12	12	ZAITUNI Abdulhakim H	-	1	-	1	0.00	
	3	3	ALMEDNENE Mousbah A M	-	-	-	-	-	
	11	11	EMHEMED SALEM Salem	-	-	-	-	-	
	7	7	M SUSAEN Gama	-	-	-	-	-	
	13	13	MANSUR Salem	-	-	-	-	-	
	Total Team				10	15	14	39	3.33

Non-Scoring Setters		Rk	No	Name	Exc	Faults	Cont	Total	Avg
	1	10	ABUSETIN Mustafa	2	-	4	6	0.67	
	2	9	ABDELGADER SALEH Saleh Ibrahim	-	-	11	11	0.00	
	8	8	ALAGURI Salah	-	-	7	7	0.00	
	4	4	ELKELABE Zuhair M	-	-	5	5	0.00	
	6	6	SAEID I Hashem	-	1	4	5	0.00	
	2	2	SALIL Ali Said	-	-	4	4	0.00	
	5	5	ELGHASHIR Abulgasem	-	-	2	2	0.00	
	11	11	EMHEMED SALEM Salem	-	-	1	1	0.00	
	7	7	M SUSAEN Gama	-	-	1	1	0.00	
	12	12	ZAITUNI Abdulhakim H	-	-	1	1	0.00	
	3	3	ALMEDNENE Mousbah A M	-	-	-	-	-	
	13	13	MANSUR Salem	-	-	-	-	-	
	Total Team				2	1	40	43	0.67

Non-Scoring Receivers		Rk	No	Name	Exc	Faults	Cont	Total	Eff %
	1	10	ABUSETIN Mustafa	10	1	5	16	56.25	
	6	6	SAEID I Hashem	8	2	3	13		
	9	9	ABDELGADER SALEH Saleh Ibrahim	6	1	4	11		
	2	2	SALIL Ali Said	7	-	2	9		
	4	4	ELKELABE Zuhair M	2	1	1	4		
	7	7	M SUSAEN Gama	1	1	1	3		
	8	8	ALAGURI Salah	-	1	1	2		
	11	11	EMHEMED SALEM Salem	1	-	1	2		
	12	12	ZAITUNI Abdulhakim H	-	2	-	2		
	13	13	MANSUR Salem	-	-	1	1		
	3	3	ALMEDNENE Mousbah A M	-	-	-	-		
	5	5	ELGHASHIR Abulgasem	-	-	-	-		
	Total Team				35	9	19	63	41.27

Limit

25.00%


Legend:


Rk Rank      Exc Excellent      Cont Continues      Eff % Efficiency %      Avg Average per set


PRNVS00000064.00084A 00102111:39V010

## EGY · Egypt

After 2 Matches

Scoring Attackers	No	Name	MP	SP	Succ	Faults	Cont	Total	Succ %
	1	ELSHAWIKH Hesham	2	6	11	2	16	29	37.93
	2	AWED Tamer	2	6	-	1	1	2	0.00
	3	HASSAN Yasser	2	6	11	3	11	25	44.00
	4	ABD ALLA Ashraf	2	6	3	4	6	13	23.08
	5	EL BAHAHEY Taher	2	6	2	2	7	11	18.18
	7	HASSANEIN Salah	2	6	-	2	-	2	0.00
	8	ABD ELLATIF Abd Elnabi	2	6	-	-	-	-	0.00
	9	HUSSEIN Mohamed	2	6	11	3	22	36	30.56
	10	HASSAN Adel	2	6	9	6	9	24	37.50
	11	ELHELBAWI Rezek	2	6	1	-	-	1	100.0
	12	ABD ELYAZID Mohamed	2	6	5	4	13	22	22.73
	Team Totals			2	6	53	27	85	165

Scoring Blockers	No	Name	MP	SP	Succ	Faults	Cont	Total	Avg
	1	ELSHAWIKH Hesham	2	6	4	3	10	17	0.67
	2	AWED Tamer	2	6	-	-	-	-	0.00
	3	HASSAN Yasser	2	6	1	7	8	16	0.17
	4	ABD ALLA Ashraf	2	6	1	-	1	2	0.17
	5	EL BAHAHEY Taher	2	6	-	2	3	5	0.00
	7	HASSANEIN Salah	2	6	-	-	-	-	0.00
	8	ABD ELLATIF Abd Elnabi	2	6	-	-	-	-	0.00
	9	HUSSEIN Mohamed	2	6	2	2	2	6	0.33
	10	HASSAN Adel	2	6	4	-	2	6	0.67
	11	ELHELBAWI Rezek	2	6	-	-	-	-	0.00
	12	ABD ELYAZID Mohamed	2	6	3	1	5	9	0.50
	Team Totals			2	6	15	15	31	61

Scoring Servers	No	Name	MP	SP	Succ	Faults	Cont	Total	Avg
	1	ELSHAWIKH Hesham	2	6	3	2	27	32	0.50
	2	AWED Tamer	2	6	-	-	2	2	0.00
	3	HASSAN Yasser	2	6	4	2	22	28	0.67
	4	ABD ALLA Ashraf	2	6	-	1	6	7	0.00
	5	EL BAHAHEY Taher	2	6	1	-	20	21	0.17
	7	HASSANEIN Salah	2	6	-	-	1	1	0.00
	8	ABD ELLATIF Abd Elnabi	2	6	-	-	-	-	0.00
	9	HUSSEIN Mohamed	2	6	-	-	16	16	0.00
	10	HASSAN Adel	2	6	1	-	19	20	0.17
	11	ELHELBAWI Rezek	2	6	-	-	-	-	0.00
	12	ABD ELYAZID Mohamed	2	6	3	-	17	20	0.50
	Team Totals			2	6	12	5	130	147


Team	Opponent Errors & Team Faults	70	7
------	-------------------------------	----	---


Legend:


Succ	Successes	Cont	Continues	Succ %	Success %	Avg	Average per set	MP	Matches Played
SP	Team Sets Played								

## EGY - Egypt

After 2 Matches

Non-Scoring Diggers		No	Name	MP	SP	Exc	Faults	Cont	Total	Avg
		1	ELSHAWIKH Hesham	2	6	13	1	5	19	2.17
		2	AWED Tamer	2	6	3	-	1	4	0.50
		3	HASSAN Yasser	2	6	15	2	1	18	2.50
		4	ABD ALLA Ashraf	2	6	2	-	-	2	0.33
		5	EL BAHAHEY Taher	2	6	8	1	1	10	1.33
		7	HASSANEIN Salah	2	6	-	-	-	-	0.00
		8	ABD ELLATIF Abd Elnabi	2	6	7	-	1	8	1.17
		9	HUSSEIN Mohamed	2	6	10	2	1	13	1.67
		10	HASSAN Adel	2	6	9	2	2	13	1.50
		11	ELHELBAWI Rezek	2	6	-	-	-	-	0.00
		12	ABD ELYAZID Mohamed	2	6	23	4	2	29	3.83
	Team Totals				2	6	90	12	14	116

Non-Scoring Setters		No	Name	MP	SP	Exc	Faults	Cont	Total	Avg
		1	ELSHAWIKH Hesham	2	6	-	-	8	8	0.00
		2	AWED Tamer	2	6	-	-	2	2	0.00
		3	HASSAN Yasser	2	6	18	-	40	58	3.00
		4	ABD ALLA Ashraf	2	6	3	-	3	6	0.50
		5	EL BAHAHEY Taher	2	6	13	3	18	34	2.17
		7	HASSANEIN Salah	2	6	-	-	1	1	0.00
		8	ABD ELLATIF Abd Elnabi	2	6	2	1	-	3	0.33
		9	HUSSEIN Mohamed	2	6	5	-	9	14	0.83
		10	HASSAN Adel	2	6	1	1	1	3	0.17
		11	ELHELBAWI Rezek	2	6	-	-	-	-	0.00
		12	ABD ELYAZID Mohamed	2	6	-	-	2	2	0.00
	Team Totals				2	6	42	5	84	131

Non-Scoring Receivers		No	Name	MP	SP	Exc	Faults	Cont	Total	Eff %
		1	ELSHAWIKH Hesham	2	6	7	-	4	11	63.64
		2	AWED Tamer	2	6	2	-	-	2	100.0
		3	HASSAN Yasser	2	6	-	-	1	1	0.00
		4	ABD ALLA Ashraf	2	6	1	-	-	1	100.0
		5	EL BAHAHEY Taher	2	6	5	-	-	5	100.0
		7	HASSANEIN Salah	2	6	-	-	-	-	0.00
		8	ABD ELLATIF Abd Elnabi	2	6	8	-	1	9	88.89
		9	HUSSEIN Mohamed	2	6	6	-	2	8	75.00
		10	HASSAN Adel	2	6	4	-	-	4	100.0
		11	ELHELBAWI Rezek	2	6	1	-	2	3	33.33
		12	ABD ELYAZID Mohamed	2	6	12	-	1	13	92.31
	Team Totals				2	6	46	-	11	57

Legend:


Exc	Excellent	Cont	Continues	Eff %	Efficiency %	Avg	Average per set	MP	Matches Played
SP	Team Sets Played								


PRNVS00000065.00084A 00102111:39V010

## LBA · Libyan Arab Jamahiriya

After 2 Matches

Scoring Attackers		No	Name	MP	SP	Succ	Faults	Cont	Total	Succ %
		2	SALIL Ali Said	2	8	5	6	8	19	26.32
		3	ALMEDNENE Mousbah A M	2	8	-	-	-	-	0.00
		4	ELKELABE Zuhair M	2	8	5	2	3	10	50.00
		5	ELGHASHIR Abulgasem	2	8	1	-	-	1	100.0
		6	SAEID I Hashem	2	8	8	5	19	32	25.00
		7	M SUSAEN Gama	2	8	-	1	6	7	0.00
		8	ALAGURI Salah	2	8	6	8	15	29	20.69
		9	ABDELGADER SALEH Saleh Ibrahim	2	8	4	5	16	25	16.00
		10	ABUSETIN Mustafa	2	8	3	4	9	16	18.75
		11	EMHEMED SALEM Salem	2	8	1	2	4	7	14.29
		12	ZAITUNI Abdulhakim H	2	8	-	1	1	2	0.00
		13	MANSUR Salem	2	8	1	3	3	7	14.29
		<b>Team Totals</b>	<b>2</b>	<b>8</b>	<b>34</b>	<b>37</b>	<b>84</b>	<b>155</b>	<b>21.94</b>	

Scoring Blockers		No	Name	MP	SP	Succ	Faults	Cont	Total	Avg
		2	SALIL Ali Said	2	8	2	1	10	13	0.25
		3	ALMEDNENE Mousbah A M	2	8	-	-	-	-	0.00
		4	ELKELABE Zuhair M	2	8	4	2	3	9	0.50
		5	ELGHASHIR Abulgasem	2	8	-	-	-	-	0.00
		6	SAEID I Hashem	2	8	1	3	7	11	0.13
		7	M SUSAEN Gama	2	8	1	2	-	3	0.13
		8	ALAGURI Salah	2	8	-	5	1	6	0.00
		9	ABDELGADER SALEH Saleh Ibrahim	2	8	-	3	2	5	0.00
		10	ABUSETIN Mustafa	2	8	2	4	5	11	0.25
		11	EMHEMED SALEM Salem	2	8	-	1	4	5	0.00
		12	ZAITUNI Abdulhakim H	2	8	1	-	-	1	0.13
		13	MANSUR Salem	2	8	2	1	4	7	0.25
		<b>Team Totals</b>	<b>2</b>	<b>8</b>	<b>13</b>	<b>22</b>	<b>36</b>	<b>71</b>	<b>1.63</b>	

Scoring Servers		No	Name	MP	SP	Succ	Faults	Cont	Total	Avg
		2	SALIL Ali Said	2	8	1	-	17	18	0.13
		3	ALMEDNENE Mousbah A M	2	8	-	-	-	-	0.00
		4	ELKELABE Zuhair M	2	8	2	-	18	20	0.25
		5	ELGHASHIR Abulgasem	2	8	-	-	-	-	0.00
		6	SAEID I Hashem	2	8	4	1	19	24	0.50
		7	M SUSAEN Gama	2	8	-	1	12	13	0.00
		8	ALAGURI Salah	2	8	-	1	13	14	0.00
		9	ABDELGADER SALEH Saleh Ibrahim	2	8	1	1	11	13	0.13
		10	ABUSETIN Mustafa	2	8	1	5	23	29	0.13
		11	EMHEMED SALEM Salem	2	8	1	2	3	6	0.13
		12	ZAITUNI Abdulhakim H	2	8	-	-	-	-	0.00
		13	MANSUR Salem	2	8	-	1	2	3	0.00
		<b>Team Totals</b>	<b>2</b>	<b>8</b>	<b>10</b>	<b>12</b>	<b>118</b>	<b>140</b>	<b>1.25</b>	


<b>Team</b>	<b>Opponent Errors &amp; Team Faults</b>	83	34
-------------	--	----	----


<b>Legend:</b>	<b>Succ</b> Successes	<b>Cont</b> Continues	<b>Succ %</b> Success %	<b>Avg</b> Average per set	<b>MP</b> Matches Played
	<b>SP</b> Team Sets Played				




## LBA · Libyan Arab Jamahiriya

After 2 Matches

Non-Scoring Diggers		No	Name	MP	SP	Exc	Faults	Cont	Total	Avg
		2	SALIL Ali Said	2	8	3	6	14	23	0.38
		3	ALMEDNENE Mousbah A M	2	8	-	-	-	-	0.00
		4	ELKELABE Zuhair M	2	8	6	6	14	26	0.75
		5	ELGHASHIR Abulgasem	2	8	1	-	-	1	0.13
		6	SAEID I Hashem	2	8	2	9	10	21	0.25
		7	M SUSAEN Gama	2	8	-	3	12	15	0.00
		8	ALAGURI Salah	2	8	5	5	13	23	0.63
		9	ABDELGADER SALEH Saleh Ibrahim	2	8	2	7	22	31	0.25
		10	ABUSETIN Mustafa	2	8	5	7	25	37	0.63
		11	EMHEMED SALEM Salem	2	8	-	1	2	3	0.00
		12	ZAITUNI Abdulhakim H	2	8	-	1	-	1	0.00
		13	MANSUR Salem	2	8	1	3	9	13	0.13
		<b>Team Totals</b>	<b>2</b>	<b>8</b>	<b>25</b>	<b>48</b>	<b>121</b>	<b>194</b>	<b>3.13</b>	

Non-Scoring Setters		No	Name	MP	SP	Exc	Faults	Cont	Total	Avg
		2	SALIL Ali Said	2	8	1	2	8	11	0.13
		3	ALMEDNENE Mousbah A M	2	8	-	-	-	-	0.00
		4	ELKELABE Zuhair M	2	8	1	2	19	22	0.13
		5	ELGHASHIR Abulgasem	2	8	-	-	2	2	0.00
		6	SAEID I Hashem	2	8	4	3	17	24	0.50
		7	M SUSAEN Gama	2	8	3	-	5	8	0.38
		8	ALAGURI Salah	2	8	2	1	8	11	0.25
		9	ABDELGADER SALEH Saleh Ibrahim	2	8	2	1	20	23	0.25
		10	ABUSETIN Mustafa	2	8	4	-	12	16	0.50
		11	EMHEMED SALEM Salem	2	8	-	-	5	5	0.00
		12	ZAITUNI Abdulhakim H	2	8	-	-	1	1	0.00
		13	MANSUR Salem	2	8	1	-	1	2	0.13
		<b>Team Totals</b>	<b>2</b>	<b>8</b>	<b>18</b>	<b>9</b>	<b>98</b>	<b>125</b>	<b>2.25</b>	

Non-Scoring Receivers		No	Name	MP	SP	Exc	Faults	Cont	Total	Eff %
		2	SALIL Ali Said	2	8	10	-	3	13	76.92
		3	ALMEDNENE Mousbah A M	2	8	-	-	-	-	0.00
		4	ELKELABE Zuhair M	2	8	6	1	2	9	55.56
		5	ELGHASHIR Abulgasem	2	8	-	-	-	-	0.00
		6	SAEID I Hashem	2	8	13	3	4	20	50.00
		7	M SUSAEN Gama	2	8	9	2	4	15	46.67
		8	ALAGURI Salah	2	8	12	1	4	17	64.71
		9	ABDELGADER SALEH Saleh Ibrahim	2	8	16	1	7	24	62.50
		10	ABUSETIN Mustafa	2	8	11	1	8	20	50.00
		11	EMHEMED SALEM Salem	2	8	2	1	3	6	16.67
		12	ZAITUNI Abdulhakim H	2	8	-	2	-	2	-100.0
		13	MANSUR Salem	2	8	1	-	3	4	25.00
		<b>Team Totals</b>	<b>2</b>	<b>8</b>	<b>80</b>	<b>12</b>	<b>38</b>	<b>130</b>	<b>52.31</b>	

Legend:

Exc	Excellent	Cont	Continues	Exc %	Efficiency %	Avg	Average per set	MP	Matches Played
SP	Team Sets Played								

PRNVS00000066.00073 00102112:17V01U

Match No: 8  
Start Time: 12:00

IRI vs USA  
1 vs 0

Spectators:

Team	Sets	1	2	3	4	5	Total
IRI	1	25	0				25
USA	0	6	0				6
	Minutes	16					16

Referees: FIBRICH Maciek (AUS) & HELAC Senad (BIH)

IRI Islamic Republic of Iran								USA United States of America							
No	Name	1	2	3	4	5	Pts	No	Name	1	2	3	4	5	Pts
1	ESHAGHI Ali	■					1	1	HAMIDO Essameldin Ragab	■					1
2	RAHIMI Mohammadreza	■					1	2	GLOWACKI Matthew						
3	PEIDAYESH Reza	□					2	3	LEASE Curtis	□					
4	KASHFIA Ali	■					3	4	LANGE Tracey Joseph	■					
5	SOLEIMANI Majid							5	COPPENS Matthew						
6	GOLKAR AZGHANDI Ali							6	TERPENNING James						
7	L ASHOURI Farshid	L						7	SMITH Kurt	■					
8	EIMERI Jalil	■					3	8	JOHNSON Bradley	■					1
9	ZIRAH I Isa	■					8	9	L DUGAN Jim	L					
10	FIROUZI Parviz							10	MORAN Paul	■					2
11	SALAVATIAN Aliakbar	■					2	11	DEMBY William						
12	BEHRAVAN Hojat							14	KESLER Jim	■					
<b>Head Coach:</b> REZAEIGARKANI Hadi								<b>Head Coach:</b> HULETT Michael							
<b>Assistant:</b> DAVALLOO Abdol Jabbar								<b>Assistant:</b> COLLINS Dixie Reese							

### TEAM AND PLAYER PERFORMANCES

Won	Total Atts	No	Name	Scoring Skills	Won	Total Atts	No	Name	
12	19	Total Team		Attack	3	18	Total Team		
4	4	9	ZIRAH I Isa		2	2	10	MORAN Paul	
2	2	3	PEIDAYESH Reza		1	7	8	JOHNSON Bradley	
2	4	4	KASHFIA Ali		Block				
3	11	Total Team		Serve	1	14	Total Team		
1	1	4	KASHFIA Ali		1	1	1	HAMIDO Essameldin Ragab	
1	3	9	ZIRAH I Isa		Opp Error				
1	4	11	SALAVATIAN Aliakbar	Total	6		Total Team		
5	25	Total Team			2	Total Team			
3	9	9	ZIRAH I Isa	Best Scorer	6	38	Total Team		
2	6	8	EIMERI Jalil		2	2	10	MORAN Paul	
5	Total Team								
25	55	Total Team							

Jury President:  
Signature:

**Legend:**

■ Starting line-up      □ Substitute      nn Team Captain      L Substitute libero  
Pts Points scored      L Libero Player      Opp Opponent      Atts Attempts

PROVISIONAL

PRNVS00000067.00083 00102112:39V01U


Match No 8  
Start Time: 12:00


IRI vs USA  
2 vs 0


Spectators:

Team	Sets	1	2	3	4	5	Total
IRI	2	25	25	0			50
USA	0	6	16	0			22
	Minutes	16	18				34

## IRI - Islamic Republic of Iran

Scoring Attackers		Rk	No	Name	Succ	Faults	Cont	Total	Succ %
	1	2	RAHIMI Mohammadreza	4	-	3	7	57.14	
	2	3	PEIDAYESH Reza	5	1	3	9	55.56	
		9	ZIRAH Iisa	4	1	1	6		
		1	ESHAGHI Ali	2	-	3	5		
		11	SALAVATIAN Aliakbar	2	1	2	5		
		12	BEHRAVAN Hojat	3	1	-	4		
		4	KASHFIA Ali	2	-	2	4		
		8	EIMERI Jalil	1	1	-	2		
		7	ASHOURI Farshid	-	-	-	-		
		10	FIROUZI Parviz	-	-	-	-		
		6	GOLKAR AZGHANDI Ali	-	-	-	-		
		5	SOLEIMANI Majid	-	-	-	-		
	Limit	15.00%							
	Total Team				23	5	14	42	54.76

Scoring Blockers		Rk	No	Name	Succ	Faults	Cont	Total	Avg
	1	9	ZIRAH Iisa	1	1	3	5	0.50	
		11	SALAVATIAN Aliakbar	1	1	2	4	0.50	
		4	KASHFIA Ali	1	1	-	2	0.50	
		3	PEIDAYESH Reza	1	-	-	1	0.50	
	5	12	BEHRAVAN Hojat	-	-	4	4	0.00	
		2	RAHIMI Mohammadreza	-	-	4	4	0.00	
		1	ESHAGHI Ali	-	2	1	3	0.00	
		7	ASHOURI Farshid	-	-	-	-		
		8	EIMERI Jalil	-	-	-	-		
		10	FIROUZI Parviz	-	-	-	-		
		6	GOLKAR AZGHANDI Ali	-	-	-	-		
		5	SOLEIMANI Majid	-	-	-	-		
	Total Team				4	5	14	23	2.00

Scoring Servers		Rk	No	Name	Succ	Faults	Cont	Total	Avg
	1	9	ZIRAH Iisa	4	-	7	11	2.00	
	2	8	EIMERI Jalil	2	-	4	6	1.00	
		2	RAHIMI Mohammadreza	2	-	3	5	1.00	
	4	3	PEIDAYESH Reza	1	-	7	8	0.50	
	5	1	ESHAGHI Ali	-	-	6	6	0.00	
		4	KASHFIA Ali	-	1	4	5	0.00	
		11	SALAVATIAN Aliakbar	-	-	5	5	0.00	
		12	BEHRAVAN Hojat	-	-	3	3	0.00	
		7	ASHOURI Farshid	-	-	-	-		
		10	FIROUZI Parviz	-	-	-	-		
		6	GOLKAR AZGHANDI Ali	-	-	-	-		
		5	SOLEIMANI Majid	-	-	-	-		
	Total Team				9	1	39	49	4.50

Team	Opponent Errors & Team Faults	14	5
------	-------------------------------	----	---

Legend:									
Rk	Rank	Succ	Successes	Cont	Continues	Succ %	Success %	Avg	Average per set

PROVISIONAL


Match No 8  
Start Time: 12:00


IRI vs USA  
2 0


Spectators:

Team	Sets	1	2	3	4	5	Total
IRI	2	25	25	0			50
USA	0	6	16	0			22
	Minutes	16	18				34

## IRI - Islamic Republic of Iran

Non-Scoring Diggers		Rk	No	Name	Exc	Faults	Cont	Total	Avg
	1	2	RAHIMI Mohammadreza	6	1	3	10	3.00	
	2	11	SALAVATIAN Aliakbar	5	-	-	5	2.50	
	3	1	ESHAGHI Ali	4	-	-	4	2.00	
	4	9	ZIRAH Iisa	2	1	2	5	1.00	
		12	BEHRAVAN Hojat	2	-	2	4	1.00	
	8	8	EIMERI Jalil	2	2	-	4	1.00	
	7	7	ASHOURI Farshid	1	-	1	2	0.50	
		4	KASHFIA Ali	1	-	-	1	0.50	
	9	3	PEIDAYESH Reza	-	-	2	2	0.00	
		10	FIROUZI Parviz	-	-	-	-	-	
		6	GOLKAR AZGHANDI Ali	-	-	-	-	-	
		5	SOLEIMANI Majid	-	-	-	-	-	
Total Team				23	4	10	37	11.50	

Non-Scoring Setters		Rk	No	Name	Exc	Faults	Cont	Total	Avg
	1	2	RAHIMI Mohammadreza	6	-	6	12	3.00	
	2	4	KASHFIA Ali	3	-	5	8	1.50	
		11	SALAVATIAN Aliakbar	3	1	-	4	1.50	
	4	1	ESHAGHI Ali	2	-	1	3	1.00	
	5	8	EIMERI Jalil	1	-	2	3	0.50	
	6	12	BEHRAVAN Hojat	-	-	3	3	0.00	
		9	ZIRAH Iisa	-	-	1	1	0.00	
		7	ASHOURI Farshid	-	-	-	-	-	
		10	FIROUZI Parviz	-	-	-	-	-	
		6	GOLKAR AZGHANDI Ali	-	-	-	-	-	
		3	PEIDAYESH Reza	-	-	-	-	-	
		5	SOLEIMANI Majid	-	-	-	-	-	
Total Team				15	1	18	34	7.50	

Non-Scoring Receivers		Rk	No	Name	Exc	Faults	Cont	Total	Eff %
	1	9	ZIRAH Iisa	2	-	3	5	40.00	
		12	BEHRAVAN Hojat	2	1	-	3		
	2		RAHIMI Mohammadreza	1	-	1	2		
		11	SALAVATIAN Aliakbar	2	-	-	2		
		7	ASHOURI Farshid	1	-	-	1		
		1	ESHAGHI Ali	-	-	1	1		
		3	PEIDAYESH Reza	1	-	-	1		
		8	EIMERI Jalil	-	-	-	-		
		10	FIROUZI Parviz	-	-	-	-		
		6	GOLKAR AZGHANDI Ali	-	-	-	-		
		4	KASHFIA Ali	-	-	-	-		
		5	SOLEIMANI Majid	-	-	-	-		
Total Team				9	1	5	15	53.33	

Limit

25.00%

Legend:

Rk Rank Exc Excellent Cont Continues Eff % Efficiency % Avg Average per set

PROVISIONAL

Match No 8  
Start Time: 12:00


IRI vs USA  
2 0


Spectators:

Team	Sets	1	2	3	4	5	Total
IRI	2	25	25	0			50
USA	0	6	16	0			22
	Minutes	16	18				34

## USA - United States of America

Scoring Attackers		Rk	No	Name	Succ	Faults	Cont	Total	Succ %
	1	14	KESLER Jim	3	2	5	10	30.00	
	2	1	HAMIDO Essameldin Ragab	1	2	3	6	16.67	
		8	JOHNSON Bradley	1	1	6	8		
		4	LANGE Tracey Joseph	-	-	4	4		
		10	MORAN Paul	3	1	-	4		
		11	DEMBY William	2	-	1	3		
		7	SMITH Kurt	-	2	-	2		
		3	LEASE Curtis	-	1	-	1		
		5	COPPENS Matthew	-	-	-	-		
		9	DUGAN Jim	-	-	-	-		
		2	GLOWACKI Matthew	-	-	-	-		
		6	TERPENNING James	-	-	-	-		
	Limit	15.00%							
	Total Team				10	9	19	38	26.32

Scoring Blockers		Rk	No	Name	Succ	Faults	Cont	Total	Avg
	1	1	HAMIDO Essameldin Ragab	1	2	2	5	0.50	
	2	8	JOHNSON Bradley	-	2	6	8	0.00	
		14	KESLER Jim	-	2	2	4	0.00	
		10	MORAN Paul	-	2	2	4	0.00	
		7	SMITH Kurt	-	3	-	3	0.00	
		4	LANGE Tracey Joseph	-	-	2	2	0.00	
		11	DEMBY William	-	-	1	1	0.00	
		5	COPPENS Matthew	-	-	-	-		
		9	DUGAN Jim	-	-	-	-		
		2	GLOWACKI Matthew	-	-	-	-		
		3	LEASE Curtis	-	-	-	-		
		6	TERPENNING James	-	-	-	-		
	Total Team				1	11	15	27	0.50

Scoring Servers		Rk	No	Name	Succ	Faults	Cont	Total	Avg
	1	1	HAMIDO Essameldin Ragab	2	2	2	6	1.00	
	2	11	DEMBY William	-	-	4	4	0.00	
		8	JOHNSON Bradley	-	2	2	4	0.00	
		14	KESLER Jim	-	-	3	3	0.00	
		10	MORAN Paul	-	-	3	3	0.00	
		4	LANGE Tracey Joseph	-	1	1	2	0.00	
		7	SMITH Kurt	-	-	1	1	0.00	
		5	COPPENS Matthew	-	-	-	-		
		9	DUGAN Jim	-	-	-	-		
		2	GLOWACKI Matthew	-	-	-	-		
		3	LEASE Curtis	-	-	-	-		
		6	TERPENNING James	-	-	-	-		
	Total Team				2	5	16	23	1.00

Team	Opponent Errors & Team Faults	9	5
------	-------------------------------	---	---

Legend:									
Rk	Rank	Succ	Successes	Cont	Continues	Succ %	Success %	Avg	Average per set

PROVISIONAL




Match No 8  
Start Time: 12:00


IRI vs USA  
2 vs 0


Spectators:

Team	Sets	1	2	3	4	5	Total
IRI	2	25	25	0			50
USA	0	6	16	0			22
	Minutes	16	18				34

## USA - United States of America

Non-Scoring Diggers		Rk	No	Name	Exc	Faults	Cont	Total	Avg
		1	14	KESLER Jim	3	4	4	11	1.50
		2	1	HAMIDO Essameldin Ragab	2	1	3	6	1.00
		4	4	LANGE Tracey Joseph	2	2	2	6	1.00
		4	10	MORAN Paul	1	1	1	3	0.50
		8	8	JOHNSON Bradley	1	1	-	2	0.50
		7	7	SMITH Kurt	1	-	1	2	0.50
		7	6	TERPENNING James	-	2	-	2	0.00
		11	11	DEMBY William	-	1	-	1	0.00
		5	5	COPPENS Matthew	-	-	-	-	-
		9	9	DUGAN Jim	-	-	-	-	-
		2	2	GLOWACKI Matthew	-	-	-	-	-
		3	3	LEASE Curtis	-	-	-	-	-
	Total Team					10	12	11	33

Non-Scoring Setters		Rk	No	Name	Exc	Faults	Cont	Total	Avg
		1	1	HAMIDO Essameldin Ragab	3	-	9	12	1.50
		2	4	LANGE Tracey Joseph	1	-	5	6	0.50
		7	7	SMITH Kurt	1	-	5	6	0.50
		8	8	JOHNSON Bradley	1	-	-	1	0.50
		5	10	MORAN Paul	-	-	2	2	0.00
		11	11	DEMBY William	-	-	1	1	0.00
		14	14	KESLER Jim	-	-	1	1	0.00
		6	6	TERPENNING James	-	1	-	1	0.00
		5	5	COPPENS Matthew	-	-	-	-	-
		9	9	DUGAN Jim	-	-	-	-	-
		2	2	GLOWACKI Matthew	-	-	-	-	-
	3	3	LEASE Curtis	-	-	-	-	-	
Total Team					6	1	23	30	3.00

Non-Scoring Receivers		Rk	No	Name	Exc	Faults	Cont	Total	Eff %
			14	KESLER Jim	3	2	4	9	
			1	HAMIDO Essameldin Ragab	3	-	4	7	
			9	DUGAN Jim	3	-	3	6	
			10	MORAN Paul	3	2	1	6	
			4	LANGE Tracey Joseph	1	1	2	4	
			8	JOHNSON Bradley	2	1	-	3	
			6	TERPENNING James	1	-	2	3	
			7	SMITH Kurt	-	1	-	1	
			5	COPPENS Matthew	-	-	-	-	
			11	DEMBY William	-	-	-	-	
			2	GLOWACKI Matthew	-	-	-	-	
			3	LEASE Curtis	-	-	-	-	
	Total Team					16	7	16	39

Limit

25.00%

Legend:

Rk Rank      Exc Excellent      Cont Continues      Eff % Efficiency %      Avg Average per set

PROVISIONAL



PRNVS00000068.00073 00102112:39V01U

SAT 21 OCT 2000

P2

PAVILION 3

Match No: 8  
Start Time: 12:00

IRI vs USA  
2 vs 0

Spectators:

Team	Sets	1	2	3	4	5	Total
IRI	2	25	25	0			50
USA	0	6	16	0			22
	Minutes	16	18				34

Referees: FIBRICH Maciek (AUS) & HELAC Senad (BIH)

IRI Islamic Republic of Iran								USA United States of America							
No	Name	1	2	3	4	5	Pts	No	Name	1	2	3	4	5	Pts
1	ESHAGHI Ali	■	■				2	1	HAMIDO Essameldin Ragab	■	■				4
2	RAHIMI Mohammadreza	■	┌				6	2	GLOWACKI Matthew						
3	PEIDAYESH Reza	┌	■				7	3	LEASE Curtis		┌				
4	KASHFIA Ali	■	■				3	4	LANGE Tracey Joseph	■	■				
5	SOLEIMANI Majid							5	COPPENS Matthew						
6	GOLKAR AZGHANDI Ali							6	TERPENNING James				┌		
7	L ASHOURI Farshid		L	L				7	SMITH Kurt	■					
8	EIMERI Jalil	■					3	8	JOHNSON Bradley	■	■				1
9	ZIRAH I Isa	■	■				9	9	L DUGAN Jim		L	L			
10	FIROUZI Parviz							10	MORAN Paul	■	■				3
11	SALAVATIAN Aliakbar	■	■				3	11	DEMBY William		■	■			2
12	BEHRAVAN Hojat		■				3	14	KESLER Jim	■	■				3
<b>Head Coach:</b> REZAEIGARKANI Hadi								<b>Head Coach:</b> HULETT Michael							
<b>Assistant:</b> DAVALLOO Abdol Jabbar								<b>Assistant:</b> COLLINS Dixie Reese							

### TEAM AND PLAYER PERFORMANCES

Won	Total Atts	No	Name	Scoring Skills	Won	Total Atts	No	Name
23	42	Total Team		Attack	10	38	Total Team	
5	9	3	PEIDAYESH Reza		3	4	10	MORAN Paul
4	7	2	RAHIMI Mohammadreza		3	10	14	KESLER Jim
4	6	9	ZIRAH I Isa		2	3	11	DEMBY William
4	23	Total Team		Block	1	27	Total Team	
1	1	3	PEIDAYESH Reza		1	5	1	HAMIDO Essameldin Ragab
1	2	4	KASHFIA Ali					
1	5	9	ZIRAH I Isa	Serve	2	23	Total Team	
9	49	Total Team			2	6	1	HAMIDO Essameldin Ragab
4	11	9	ZIRAH I Isa					
2	5	2	RAHIMI Mohammadreza					
2	6	8	EIMERI Jalil	Opp Error	9		Total Team	
14		Total Team					Total Team	
50	114	Total Team		Total	22	88	Total Team	
9	9	9	ZIRAH I Isa	Best Scorer	4	4	1	HAMIDO Essameldin Ragab

**Legend:**

■ Starting line-up      ┌ Substitute      nn Team Captain      ┌ Substitute libero  
Pts Points scored      L Libero Player      Opp Opponent      Atts Attempts

PROVISIONAL

PRNVS00000069.00058 00102209:21V01U

Time	Match	Phase	Team	Officials
10:30	13	Preliminaries A	Islamic Republic of Iran vs Germany	IRI GER <b>Referees</b> FELDSHTEYN Viktor (UKR) SHEHATA Mohamed (EGY) <b>Control Committee</b> WALTON Steve (GBR) BROUWERS Gerard (NED) <b>Scorers</b> SCHIPPER Eddy (NED) HARRISSON Sarah (AUS) <b>Linejudges</b> McMAHON Jeannine (USA) SEKHAR Niranjan (AUS) CLARK Lynne (AUS) WILSON Elizabeth (USA)
12:00	14	Preliminaries B	Korea vs Libyan Arab Jamahiriya	KOR LBA <b>Referees</b> DAVISON Andrew (AUS) KARADI Gabor (HUN) <b>Control Committee</b> WALTON Steve (GBR) BROUWERS Gerard (NED) <b>Scorers</b> JAMES Bronwyn (AUS) FOWLER Janet (AUS) <b>Linejudges</b> LONGLEY Kathryn (AUS) BARKER Simone (AUS) RODGER Andrew (AUS) THINNES Roger (USA)
13:30	15	Preliminaries A	Japan vs United States of America	JPN USA <b>Referees</b> LOGAN Colin (AUS) SOLVANG Jan Otto (NOR) <b>Control Committee</b> PONT Juan (ESP) ROSENTHAL Radu (ISR) <b>Scorers</b> HARRISSON Sarah (AUS) WARR Susan (AUS) <b>Linejudges</b> TOOVEY Leigh (AUS) CLARK Lynne (AUS) PASSFIELD Karen (AUS) ALKSNIS Ritvars (LAT)
16:00	16	Preliminaries B	Bosnia & Herzegovina vs Egypt	BIH EGY <b>Referees</b> FARMER Pierre (CAN) VAN DE LOO Henricus (NED) <b>Control Committee</b> PONT Juan (ESP) ROSENTHAL Radu (ISR) <b>Scorers</b> FOWLER Janet (AUS) JAMES Bronwyn (AUS) <b>Linejudges</b> GIBBS Mike (USA) SCHULBERGS Marika (AUS) BARKER Simone (AUS) McINTYRE Leisa (USA)
17:30	17	Preliminaries A	Hungary vs Netherlands	HUN NED <b>Referees</b> KHOEINI Hossein (IRI) HELAC Senad (BIH) <b>Control Committee</b> COUZNER Barry (AUS) CAMPBELL Joe (USA) <b>Scorers</b> RODGER Andrew (AUS) SEKHAR Niranjan (AUS) <b>Linejudges</b> ALKSNIS Ritvars (LAT) LONGLEY Kathryn (AUS) WILSON Elizabeth (USA) McMAHON Jeannine (USA)
19:00	18	Preliminaries B	Finland vs Australia	FIN AUS <b>Referees</b> FISCHER Ute Maria (GER) CAMPBELL Joe (USA) <b>Control Committee</b> SAVELKOUL Gene (NED) LOTAN Gabriel (ISR) <b>Scorers</b> PASSFIELD Karen (AUS) SCHULBERGS Marika (AUS) <b>Linejudges</b> McINTYRE Leisa (USA) TOOVEY Leigh (AUS) WARR Susan (AUS) GIBBS Mike (USA)

Volleyball - Sitting

Volleyball - Sitting

Volleyball - Sitting

Volleyball - Sitting

Volleyball - Sitting

Volleyball - Sitting

PRNVS0000006A.00073 00102112:59V010

SAT 21 OCT 2000

P2

PAVILION 3

Match No: 8  
Start Time: 12:00

IRI vs USA  
3 vs 0

Spectators: 1855

Team	Sets	1	2	3	Total
IRI	3	25	25	25	75
USA	0	6	16	9	31
	Minutes	16	18	15	49

Referees: FIBRICH Maciek (AUS) & HELAC Senad (BIH)

IRI Islamic Republic of Iran							USA United States of America								
No	Name	1	2	3	4	5	Pts	No	Name	1	2	3	4	5	Pts
1	ESHAGHI Ali	■	■	■			4	1	HAMIDO Essameldin Ragab	■	■	■			4
2	RAHIMI Mohammadreza	■	□	■			10	2	GLOWACKI Matthew						
3	PEIDAYESH Reza	□	■				7	3	LEASE Curtis	□		□			
4	KASHFIA Ali	■	■	■			4	4	LANGE Tracey Joseph	■	■	■			
5	SOLEIMANI Majid							5	COPPENS Matthew				□		
6	GOLKAR AZGHANDI Ali							6	TERPENNING James		□	□			
7	L ASHOURI Farshid	L	L	L				7	SMITH Kurt	■					
8	EIMERI Jalil	■					3	8	JOHNSON Bradley	■	■	■			2
9	ZIRAH I Isa	■	■	■			12	9	L DUGAN Jim	L	L	L			
10	FIROUZI Parviz				■		3	10	MORAN Paul	■	■	■			5
11	SALAVATIAN Aliakbar	■	■	■			5	11	DEMBY William		■	■			2
12	BEHRAVAN Hojat		■				3	14	KESLER Jim	■	■	■			5
<b>Head Coach:</b> REZAEIGARKANI Hadi							<b>Head Coach:</b> HULETT Michael								
<b>Assistant:</b> DAVALLOO Abdol Jabbar							<b>Assistant:</b> COLLINS Dixie Reese								

## TEAM AND PLAYER PERFORMANCES

Won	Total Atts	No	Name	Scoring Skills	Won	Total Atts	No	Name
27	51	Total Team		Attack	13	51	Total Team	
5	9	3	PEIDAYESH Reza		5	6	10	MORAN Paul
5	8	9	ZIRAH I Isa		4	13	14	KESLER Jim
4	8	2	RAHIMI Mohammadreza		2	3	11	DEMBY William
9	34	Total Team		Block	3	36	Total Team	
2	7	9	ZIRAH I Isa		1	9	1	HAMIDO Essameldin Ragab
2	7	11	SALAVATIAN Aliakbar		1	10	8	JOHNSON Bradley
1	5	1	ESHAGHI Ali	1	5	14	KESLER Jim	
15	74	Total Team		Serve	2	32	Total Team	
5	12	2	RAHIMI Mohammadreza		2	8	1	HAMIDO Essameldin Ragab
5	14	9	ZIRAH I Isa					
2	6	8	EIMERI Jalil					
24		Total Team		Opp Error	13		Total Team	
75	159	Total Team			Total	31	119	Total Team
12	12	9	ZIRAH I Isa	Best Scorer	5	5	10	MORAN Paul

### Legend:

■ Starting line-up      □ Substitute      nn Team Captain      □ L Substitute libero  
 Pts Points scored      L Libero Player      Opp Opponent      Atts Attempts

PRNVS0000006B.00083 00102113:03V010


Match No 8  
Start Time: 12:00


IRI vs USA  
3 0


Spectators: 1855

Team	Sets	1	2	3	Total
IRI	3	25	25	25	75
USA	0	6	16	9	31
	Minutes	16	18	15	49

## IRI - Islamic Republic of Iran

Scoring Attackers		Rk	No	Name	Succ	Faults	Cont	Total	Succ %
	1	9	ZIRAH I Isa	5	2	1	8	62.50	
	2	3	PEIDAYESH Reza	5	1	3	9	55.56	
	3	2	RAHIMI Mohammadreza	4	-	4	8	50.00	
	11		SALAVATIAN Aliakbar	3	1	3	7		
	4		KASHFIA Ali	3	-	3	6		
	1		ESHAGHI Ali	2	-	3	5		
	12		BEHRAVAN Hojat	3	1	-	4		
	8		EIMERI Jalil	1	1	-	2		
	10		FIROUZI Parviz	1	1	-	2		
	7		ASHOURI Farshid	-	-	-	-		
	6		GOLKAR AZGHANDI Ali	-	-	-	-		
	5		SOLEIMANI Majid	-	-	-	-		
	Limit	15.00%							
	Total Team				27	7	17	51	52.94

Scoring Blockers		Rk	No	Name	Succ	Faults	Cont	Total	Avg
	1	11	SALAVATIAN Aliakbar	2	1	4	7	0.67	
		9	ZIRAH I Isa	2	1	4	7	0.67	
	3	2	RAHIMI Mohammadreza	1	1	5	7	0.33	
		1	ESHAGHI Ali	1	2	2	5	0.33	
		4	KASHFIA Ali	1	1	-	2	0.33	
		10	FIROUZI Parviz	1	-	-	1	0.33	
		3	PEIDAYESH Reza	1	-	-	1	0.33	
	8	12	BEHRAVAN Hojat	-	-	4	4	0.00	
		7	ASHOURI Farshid	-	-	-	-		
		8	EIMERI Jalil	-	-	-	-		
		6	GOLKAR AZGHANDI Ali	-	-	-	-		
		5	SOLEIMANI Majid	-	-	-	-		
	Total Team				9	6	19	34	3.00

Scoring Servers		Rk	No	Name	Succ	Faults	Cont	Total	Avg
	1	9	ZIRAH I Isa	5	-	9	14	1.67	
		2	RAHIMI Mohammadreza	5	-	7	12	1.67	
	3	8	EIMERI Jalil	2	-	4	6	0.67	
	4	1	ESHAGHI Ali	1	-	9	10	0.33	
		3	PEIDAYESH Reza	1	-	7	8	0.33	
		10	FIROUZI Parviz	1	-	2	3	0.33	
	7	11	SALAVATIAN Aliakbar	-	1	9	10	0.00	
		4	KASHFIA Ali	-	1	7	8	0.00	
		12	BEHRAVAN Hojat	-	-	3	3	0.00	
		7	ASHOURI Farshid	-	-	-	-		
		6	GOLKAR AZGHANDI Ali	-	-	-	-		
		5	SOLEIMANI Majid	-	-	-	-		
	Total Team				15	2	57	74	5.00

Team	Opponent Errors & Team Faults	24	7
------	-------------------------------	----	---

Legend:									
Rk	Rank	Succ	Successes	Cont	Continues	Succ %	Success %	Avg	Average per set




Match No 8  
Start Time: 12:00


IRI vs USA  
3 vs 0


Spectators: 1855

Team	Sets	1	2	3	Total
IRI	3	25	25	25	75
USA	0	6	16	9	31
	Minutes	16	18	15	49

## IRI - Islamic Republic of Iran

Non-Scoring Diggers		Rk	No	Name	Exc	Faults	Cont	Total	Avg
	1	2	RAHIMI Mohammadreza	9	2	3	14	3.00	
	2	1	ESHAGHI Ali	6	1	-	7	2.00	
		11	SALAVATIAN Aliakbar	6	-	-	6	2.00	
	4	9	ZIRAH Iisa	2	2	2	6	0.67	
		12	BEHRAVAN Hojat	2	-	2	4	0.67	
		8	EIMERI Jalil	2	2	-	4	0.67	
	7	7	ASHOURI Farshid	1	-	1	2	0.33	
		4	KASHFIA Ali	1	-	-	1	0.33	
	9	3	PEIDAYESH Reza	-	-	2	2	0.00	
		10	FIROUZI Parviz	-	-	-	-	-	
		6	GOLKAR AZGHANDI Ali	-	-	-	-	-	
		5	SOLEIMANI Majid	-	-	-	-	-	
Total Team				29	7	10	46	9.67	

Non-Scoring Setters		Rk	No	Name	Exc	Faults	Cont	Total	Avg
	1	2	RAHIMI Mohammadreza	8	-	5	13	2.67	
	2	1	ESHAGHI Ali	4	-	3	7	1.33	
	3	4	KASHFIA Ali	3	-	6	9	1.00	
		11	SALAVATIAN Aliakbar	3	1	1	5	1.00	
	5	8	EIMERI Jalil	1	-	2	3	0.33	
		9	ZIRAH Iisa	1	-	1	2	0.33	
	7	12	BEHRAVAN Hojat	-	-	3	3	0.00	
		10	FIROUZI Parviz	-	-	1	1	0.00	
		7	ASHOURI Farshid	-	-	-	-	-	
		6	GOLKAR AZGHANDI Ali	-	-	-	-	-	
		3	PEIDAYESH Reza	-	-	-	-	-	
		5	SOLEIMANI Majid	-	-	-	-	-	
Total Team				20	1	22	43	6.67	

Non-Scoring Receivers		Rk	No	Name	Exc	Faults	Cont	Total	Eff %
	1	9	ZIRAH Iisa	2	-	3	5	40.00	
		12	BEHRAVAN Hojat	2	1	-	3	-	
		11	SALAVATIAN Aliakbar	3	-	-	3	-	
		4	KASHFIA Ali	2	-	-	2	-	
		2	RAHIMI Mohammadreza	1	-	1	2	-	
		7	ASHOURI Farshid	1	-	-	1	-	
		1	ESHAGHI Ali	-	-	1	1	-	
		3	PEIDAYESH Reza	1	-	-	1	-	
		8	EIMERI Jalil	-	-	-	-	-	
		10	FIROUZI Parviz	-	-	-	-	-	
		6	GOLKAR AZGHANDI Ali	-	-	-	-	-	
		5	SOLEIMANI Majid	-	-	-	-	-	
Total Team				12	1	5	18	61.11	

Limit

25.00%

Legend:									
Rk	Rank	Exc	Excellent	Cont	Continues	Eff %	Efficiency %	Avg	Average per set


Match No 8  
Start Time: 12:00


IRI vs USA  
3 vs 0


Spectators: 1855

Team	Sets	1	2	3	Total
IRI	3	25	25	25	75
USA	0	6	16	9	31
	Minutes	16	18	15	49

## USA - United States of America

Scoring Attackers		Rk	No	Name	Succ	Faults	Cont	Total	Succ %	
		1	14	KESLER Jim	4	3	6	13	30.77	
			8	JOHNSON Bradley	1	1	9	11		
			1	HAMIDO Essameldin Ragab	1	5	4	10		
			10	MORAN Paul	5	1	-	6		
			4	LANGE Tracey Joseph	-	-	4	4		
			11	DEMBY William	2	-	1	3		
			3	LEASE Curtis	-	2	-	2		
			7	SMITH Kurt	-	2	-	2		
			5	COPPENS Matthew	-	-	-	-		
			9	DUGAN Jim	-	-	-	-		
			2	GLOWACKI Matthew	-	-	-	-		
			6	TERPENNING James	-	-	-	-		
	Limit 15.00%		Total Team			13	14	24	51	25.49

Scoring Blockers		Rk	No	Name	Succ	Faults	Cont	Total	Avg
		1	8	JOHNSON Bradley	1	2	7	10	0.33
			1	HAMIDO Essameldin Ragab	1	4	4	9	0.33
			14	KESLER Jim	1	2	2	5	0.33
		4	10	MORAN Paul	-	3	2	5	0.00
			7	SMITH Kurt	-	3	-	3	0.00
			11	DEMBY William	-	1	1	2	0.00
			4	LANGE Tracey Joseph	-	-	2	2	0.00
			5	COPPENS Matthew	-	-	-	-	
			9	DUGAN Jim	-	-	-	-	
			2	GLOWACKI Matthew	-	-	-	-	
			3	LEASE Curtis	-	-	-	-	
		6	TERPENNING James	-	-	-	-		
		Total Team			3	15	18	36	1.00

Scoring Servers		Rk	No	Name	Succ	Faults	Cont	Total	Avg
		1	1	HAMIDO Essameldin Ragab	2	4	2	8	0.67
		2	11	DEMBY William	-	1	5	6	0.00
			8	JOHNSON Bradley	-	3	2	5	0.00
			14	KESLER Jim	-	-	4	4	0.00
			10	MORAN Paul	-	-	4	4	0.00
			4	LANGE Tracey Joseph	-	2	1	3	0.00
			5	COPPENS Matthew	-	1	-	1	0.00
			7	SMITH Kurt	-	-	1	1	0.00
			9	DUGAN Jim	-	-	-	-	
			2	GLOWACKI Matthew	-	-	-	-	
			3	LEASE Curtis	-	-	-	-	
			6	TERPENNING James	-	-	-	-	
			Total Team			2	11	19	32

Team	Opponent Errors & Team Faults	13	9
------	-------------------------------	----	---

Legend:									
Rk	Rank	Succ	Successes	Cont	Continues	Succ %	Success %	Avg	Average per set


Match No 8  
Start Time: 12:00


IRI vs USA  
3 vs 0


Spectators: 1855

Team	Sets	1	2	3	Total
IRI	3	25	25	25	75
USA	0	6	16	9	31
	Minutes	16	18	15	49

## USA - United States of America

Non-Scoring Diggers		Rk	No	Name	Exc	Faults	Cont	Total	Avg	
		1	14	KESLER Jim	3	4	5	12	1.00	
		2	4	LANGE Tracey Joseph	2	5	3	10	0.67	
			1	HAMIDO Essameldin Ragab	2	1	4	7	0.67	
			10	MORAN Paul	2	1	2	5	0.67	
		5	8	JOHNSON Bradley	1	1	-	2	0.33	
			7	SMITH Kurt	1	-	1	2	0.33	
		7	6	TERPENNING James	-	2	-	2	0.00	
			11	DEMBY William	-	1	-	1	0.00	
			5	COPPENS Matthew	-	-	-	-	-	
			9	DUGAN Jim	-	-	-	-	-	
			2	GLOWACKI Matthew	-	-	-	-	-	
			3	LEASE Curtis	-	-	-	-	-	
			Total Team			11	15	15	41	3.67

Non-Scoring Setters		Rk	No	Name	Exc	Faults	Cont	Total	Avg
		1	1	HAMIDO Essameldin Ragab	3	-	9	12	1.00
		2	4	LANGE Tracey Joseph	2	-	6	8	0.67
			8	JOHNSON Bradley	2	-	1	3	0.67
		4	11	DEMBY William	1	-	6	7	0.33
			7	SMITH Kurt	1	-	5	6	0.33
		6	10	MORAN Paul	-	-	2	2	0.00
			14	KESLER Jim	-	-	1	1	0.00
			3	LEASE Curtis	-	-	1	1	0.00
			6	TERPENNING James	-	1	-	1	0.00
			5	COPPENS Matthew	-	-	-	-	-
			9	DUGAN Jim	-	-	-	-	-
			2	GLOWACKI Matthew	-	-	-	-	-
		Total Team			9	1	31	41	3.00

Non-Scoring Receivers		Rk	No	Name	Exc	Faults	Cont	Total	Eff %
			10	MORAN Paul	4	3	4	11	
			9	DUGAN Jim	4	-	6	10	
			1	HAMIDO Essameldin Ragab	5	-	5	10	
			4	LANGE Tracey Joseph	5	2	3	10	
			14	KESLER Jim	3	2	4	9	
			8	JOHNSON Bradley	2	1	1	4	
			6	TERPENNING James	1	-	2	3	
			3	LEASE Curtis	-	1	-	1	
			7	SMITH Kurt	-	1	-	1	
			5	COPPENS Matthew	-	-	-	-	
			11	DEMBY William	-	-	-	-	
			2	GLOWACKI Matthew	-	-	-	-	
			Total Team			24	10	25	59

Limit

25.00%

Legend:


Rk Rank      Exc Excellent      Cont Continues      Eff % Efficiency %      Avg Average per set


PRNVS0000006C.00084A 00102113:07V010

IRI · Islamic Republic of Iran

After 2 Matches

Scoring Attackers	No	Name	MP	SP	Succ	Faults	Cont	Total	Succ %
	1	ESHAGHI Ali	2	6	2	-	3	5	40.00
	2	RAHIMI Mohammadreza	2	6	4	-	4	8	50.00
	3	PEIDAYESH Reza	2	6	10	3	8	21	47.62
	4	KASHFIA Ali	2	6	3	-	3	6	50.00
	5	SOLEIMANI Majid	2	6	3	2	10	15	20.00
	6	GOLKAR AZGHANDI Ali	2	6	6	1	9	16	37.50
	7	ASHOURI Farshid	2	6	-	-	-	-	0.00
	8	EIMERI Jalil	2	6	5	1	7	13	38.46
	9	ZIRAH I Isa	2	6	5	2	1	8	62.50
	10	FIROUZI Parviz	2	6	5	4	5	14	35.71
	11	SALAVATIAN Aliakbar	2	6	3	1	3	7	42.86
	12	BEHRAVAN Hojat	2	6	13	2	11	26	50.00
Team Totals			2	6	59	16	64	139	42.45

Scoring Blockers	No	Name	MP	SP	Succ	Faults	Cont	Total	Avg
	1	ESHAGHI Ali	2	6	1	2	2	5	0.17
	2	RAHIMI Mohammadreza	2	6	1	1	5	7	0.17
	3	PEIDAYESH Reza	2	6	2	3	2	7	0.33
	4	KASHFIA Ali	2	6	1	1	-	2	0.17
	5	SOLEIMANI Majid	2	6	1	1	6	8	0.17
	6	GOLKAR AZGHANDI Ali	2	6	-	5	4	9	0.00
	7	ASHOURI Farshid	2	6	-	-	-	-	0.00
	8	EIMERI Jalil	2	6	-	3	2	5	0.00
	9	ZIRAH I Isa	2	6	2	1	4	7	0.33
	10	FIROUZI Parviz	2	6	2	3	3	8	0.33
	11	SALAVATIAN Aliakbar	2	6	2	1	4	7	0.33
	12	BEHRAVAN Hojat	2	6	1	4	5	10	0.17
Team Totals			2	6	13	25	37	75	2.17


Scoring Servers	No	Name	MP	SP	Succ	Faults	Cont	Total	Avg
	1	ESHAGHI Ali	2	6	1	-	9	10	0.17
	2	RAHIMI Mohammadreza	2	6	5	-	7	12	0.83
	3	PEIDAYESH Reza	2	6	1	-	14	15	0.17
	4	KASHFIA Ali	2	6	-	1	7	8	0.00
	5	SOLEIMANI Majid	2	6	4	-	16	20	0.67
	6	GOLKAR AZGHANDI Ali	2	6	3	2	7	12	0.50
	7	ASHOURI Farshid	2	6	-	-	-	-	0.00
	8	EIMERI Jalil	2	6	3	-	12	15	0.50
	9	ZIRAH I Isa	2	6	5	-	9	14	0.83
	10	FIROUZI Parviz	2	6	1	2	7	10	0.17
	11	SALAVATIAN Aliakbar	2	6	-	1	9	10	0.00
	12	BEHRAVAN Hojat	2	6	3	-	18	21	0.50
Team Totals			2	6	26	6	115	147	4.33


Team	Opponent Errors & Team Faults	52	14
------	-------------------------------	----	----


<b>Legend:</b>									
Succ	Successes	Cont	Continues	Succ %	Success %	Avg	Average per set	MP	Matches Played
SP	Team Sets Played								

IRI · Islamic Republic of Iran

After 2 Matches

Non-Scoring Diggers		No	Name	MP	SP	Exc	Faults	Cont	Total	Avg
		1	ESHAGHI Ali	2	6	6	1	-	7	1.00
		2	RAHIMI Mohammadreza	2	6	9	2	3	14	1.50
		3	PEIDAYESH Reza	2	6	1	1	4	6	0.17
		4	KASHFIA Ali	2	6	1	-	-	1	0.17
		5	SOLEIMANI Majid	2	6	7	2	3	12	1.17
		6	GOLKAR AZGHANDI Ali	2	6	4	3	1	8	0.67
		7	ASHOURI Farshid	2	6	6	1	1	8	1.00
		8	EIMERI Jalil	2	6	7	4	5	16	1.17
		9	ZIRAH I Isa	2	6	2	2	2	6	0.33
		10	FIROUZI Parviz	2	6	3	2	1	6	0.50
		11	SALAVATIAN Aliakbar	2	6	6	-	-	6	1.00
		12	BEHRAVAN Hojat	2	6	4	-	3	7	0.67
		Team Totals		2	6	56	18	23	97	9.33

Non-Scoring Setters		No	Name	MP	SP	Exc	Faults	Cont	Total	Avg
		1	ESHAGHI Ali	2	6	4	-	3	7	0.67
		2	RAHIMI Mohammadreza	2	6	8	-	5	13	1.33
		3	PEIDAYESH Reza	2	6	-	-	1	1	0.00
		4	KASHFIA Ali	2	6	3	-	6	9	0.50
		5	SOLEIMANI Majid	2	6	7	-	10	17	1.17
		6	GOLKAR AZGHANDI Ali	2	6	7	-	15	22	1.17
		7	ASHOURI Farshid	2	6	-	-	1	1	0.00
		8	EIMERI Jalil	2	6	5	-	12	17	0.83
		9	ZIRAH I Isa	2	6	1	-	1	2	0.17
		10	FIROUZI Parviz	2	6	3	-	5	8	0.50
		11	SALAVATIAN Aliakbar	2	6	3	1	1	5	0.50
		12	BEHRAVAN Hojat	2	6	1	-	6	7	0.17
		Team Totals		2	6	42	1	66	109	7.00


Non-Scoring Receivers		No	Name	MP	SP	Exc	Faults	Cont	Total	Eff %
		1	ESHAGHI Ali	2	6	-	-	1	1	0.00
		2	RAHIMI Mohammadreza	2	6	1	-	1	2	50.00
		3	PEIDAYESH Reza	2	6	1	-	-	1	100.0
		4	KASHFIA Ali	2	6	2	-	-	2	100.0
		5	SOLEIMANI Majid	2	6	4	-	2	6	66.67
		6	GOLKAR AZGHANDI Ali	2	6	5	-	2	7	71.43
		7	ASHOURI Farshid	2	6	6	1	5	12	41.67
		8	EIMERI Jalil	2	6	6	-	-	6	100.0
		9	ZIRAH I Isa	2	6	2	-	3	5	40.00
		10	FIROUZI Parviz	2	6	6	-	3	9	66.67
		11	SALAVATIAN Aliakbar	2	6	3	-	-	3	100.0
		12	BEHRAVAN Hojat	2	6	8	1	1	10	70.00
		Team Totals		2	6	44	2	18	64	65.63


<b>Legend:</b>										
Exc	Excellent	Cont	Continues	Exc %	Efficiency %	Avg	Average per set	MP	Matches Played	
SP	Team Sets Played									


PRNVS0000006D.00084A 00102113:07V010

# USA · United States of America

After 2 Matches

Scoring Attackers		No	Name	MP	SP	Succ	Faults	Cont	Total	Succ %
	1	HAMIDO Essameldin Ragab	2	6	3	9	5	17	17.65	
	2	GLOWACKI Matthew	2	6	-	-	-	-	0.00	
	3	LEASE Curtis	2	6	-	3	1	4	0.00	
	4	LANGE Tracey Joseph	2	6	-	1	10	11	0.00	
	5	COPPENS Matthew	2	6	-	1	1	2	0.00	
	6	TERPENNING James	2	6	-	1	-	1	0.00	
	7	SMITH Kurt	2	6	-	2	-	2	0.00	
	8	JOHNSON Bradley	2	6	4	3	12	19	21.05	
	9	DUGAN Jim	2	6	-	-	-	-	0.00	
	10	MORAN Paul	2	6	7	3	1	11	63.64	
	11	DEMBY William	2	6	2	5	7	14	14.29	
	14	KESLER Jim	2	6	7	4	13	24	29.17	
	Team Totals		2	6	23	32	50	105	21.90	

Scoring Blockers		No	Name	MP	SP	Succ	Faults	Cont	Total	Avg
	1	HAMIDO Essameldin Ragab	2	6	1	4	5	10	0.17	
	2	GLOWACKI Matthew	2	6	-	-	-	-	0.00	
	3	LEASE Curtis	2	6	-	-	1	1	0.00	
	4	LANGE Tracey Joseph	2	6	-	-	6	6	0.00	
	5	COPPENS Matthew	2	6	-	2	-	2	0.00	
	6	TERPENNING James	2	6	-	-	-	-	0.00	
	7	SMITH Kurt	2	6	-	4	-	4	0.00	
	8	JOHNSON Bradley	2	6	3	7	9	19	0.50	
	9	DUGAN Jim	2	6	-	-	-	-	0.00	
	10	MORAN Paul	2	6	-	5	2	7	0.00	
	11	DEMBY William	2	6	2	1	4	7	0.33	
	14	KESLER Jim	2	6	1	6	9	16	0.17	
	Team Totals		2	6	7	29	36	72	1.17	

Scoring Servers		No	Name	MP	SP	Succ	Faults	Cont	Total	Avg
	1	HAMIDO Essameldin Ragab	2	6	2	4	5	11	0.33	
	2	GLOWACKI Matthew	2	6	-	-	1	1	0.00	
	3	LEASE Curtis	2	6	-	-	1	1	0.00	
	4	LANGE Tracey Joseph	2	6	1	3	4	8	0.17	
	5	COPPENS Matthew	2	6	-	1	2	3	0.00	
	6	TERPENNING James	2	6	-	-	1	1	0.00	
	7	SMITH Kurt	2	6	1	1	5	7	0.17	
	8	JOHNSON Bradley	2	6	-	4	2	6	0.00	
	9	DUGAN Jim	2	6	-	-	-	-	0.00	
	10	MORAN Paul	2	6	-	1	6	7	0.00	
	11	DEMBY William	2	6	1	1	9	11	0.17	
	14	KESLER Jim	2	6	1	1	5	7	0.17	
	Team Totals		2	6	6	16	41	63	1.00	


<b>Team</b>	<b>Opponent Errors &amp; Team Faults</b>	25	17
-------------	--	----	----


<b>Legend:</b>	<b>Succ</b> Successes	<b>Cont</b> Continues	<b>Succ %</b> Success %	<b>Avg</b> Average per set	<b>MP</b> Matches Played
	<b>SP</b> Team Sets Played				




USA · United States of America

After 2 Matches

Non-Scoring Diggers	No	Name	MP	SP	Exc	Faults	Cont	Total	Avg
		1	HAMIDO Essameldin Ragab	2	6	3	2	9	14
	2	GLOWACKI Matthew	2	6	-	1	-	1	0.00
	3	LEASE Curtis	2	6	-	-	2	2	0.00
	4	LANGE Tracey Joseph	2	6	3	11	10	24	0.50
	5	COPPENS Matthew	2	6	-	3	1	4	0.00
	6	TERPENNING James	2	6	-	3	2	5	0.00
	7	SMITH Kurt	2	6	1	-	2	3	0.17
	8	JOHNSON Bradley	2	6	1	1	1	3	0.17
	9	DUGAN Jim	2	6	1	-	-	1	0.17
	10	MORAN Paul	2	6	2	5	7	14	0.33
	11	DEMBY William	2	6	-	4	6	10	0.00
	14	KESLER Jim	2	6	3	5	9	17	0.50
	Team Totals		2	6	14	35	49	98	2.33

Non-Scoring Setters	No	Name	MP	SP	Exc	Faults	Cont	Total	Avg
		1	HAMIDO Essameldin Ragab	2	6	3	1	10	14
	2	GLOWACKI Matthew	2	6	-	-	-	-	0.00
	3	LEASE Curtis	2	6	-	-	3	3	0.00
	4	LANGE Tracey Joseph	2	6	3	-	15	18	0.50
	5	COPPENS Matthew	2	6	1	-	-	1	0.17
	6	TERPENNING James	2	6	-	1	-	1	0.00
	7	SMITH Kurt	2	6	1	-	10	11	0.17
	8	JOHNSON Bradley	2	6	2	-	4	6	0.33
	9	DUGAN Jim	2	6	-	-	-	-	0.00
	10	MORAN Paul	2	6	1	-	4	5	0.17
	11	DEMBY William	2	6	3	1	15	19	0.50
	14	KESLER Jim	2	6	-	-	6	6	0.00
	Team Totals		2	6	14	3	67	84	2.33

Non-Scoring Receivers	No	Name	MP	SP	Exc	Faults	Cont	Total	Eff %
		1	HAMIDO Essameldin Ragab	2	6	6	-	5	11
	2	GLOWACKI Matthew	2	6	1	-	-	1	100.0
	3	LEASE Curtis	2	6	2	1	2	5	20.00
	4	LANGE Tracey Joseph	2	6	17	3	3	23	60.87
	5	COPPENS Matthew	2	6	3	2	-	5	20.00
	6	TERPENNING James	2	6	1	1	2	4	0.00
	7	SMITH Kurt	2	6	1	3	4	8	-25.0
	8	JOHNSON Bradley	2	6	8	1	1	10	70.00
	9	DUGAN Jim	2	6	8	-	8	16	50.00
	10	MORAN Paul	2	6	9	4	4	17	29.41
	11	DEMBY William	2	6	3	1	-	4	50.00
	14	KESLER Jim	2	6	8	2	4	14	42.86
	Team Totals		2	6	67	18	33	118	41.53

Legend:

Exc	Excellent	Cont	Continues	Exc %	Efficiency %	Avg	Average per set	MP	Matches Played
SP	Team Sets Played								

PRNVS0000006E.00073 00102113:47V01P

Match No: 9  
Start Time: 13:30

BIH vs AUS  
1 0

Spectators:

Team	Sets	1	2	3	4	5	Total
BIH	1	25	0				25
AUS	0	6	0				6
	Minutes	14					14

Referees: KARADI Gabor (HUN) & FISCHER Ute Maria (GER)

BIH - Bosnia & Herzegovina								AUS - Australia							
No	Name	1	2	3	4	5	Pts	No	Name	1	2	3	4	5	Pts
1	GODINJAK Ismet	■	■				5	1	BRAY Edward	■	■				
2	MANKO Adnan	■	■					2	LEE Albert	■	■				
3	NUHANOVIC Sevko	■	■				3	3	WHITEMAN Mark						
4	IBRAKOVIC Edin							4	PRICE Kevin						
5	MEDIC Asim	■	■				3	5	CROFT Paul						
6	CAUSEVIC Fikret	■					4	6	GAY Darren	■	■				
7	MAHMIC Zikret		■					7	ROWORTH Brett	■	■				1
8	HAMZIC Dzevad							8	SOBCZAK Greg	■	■				
9	L SALKIC Nedžad	L	L					9	THOMPSON Bruce	■	■				
10	CISIJA Abid	■						10	PYNE Glenn	■					1
11	DELALIC Sabahudin	■	■				2	11	L NORTH Brant	L	L				
12	ALIC Nevzet														
<b>Head Coach:</b> HRUSTEMOVIC Mirza								<b>Head Coach:</b> WEIPING Tu							
<b>Assistant:</b> COLIC Mehmed								<b>Assistant:</b> GLENN Stewart							

### TEAM AND PLAYER PERFORMANCES

Won	Total Atts	No	Name	Scoring Skills	Won	Total Atts	No	Name
10	15	Total Team		Attack	2	13	Total Team	
5	5	1	GODINJAK Ismet		1	2	7	ROWORTH Brett
2	4	3	NUHANOVIC Sevko		1	2	10	PYNE Glenn
2	3	6	CAUSEVIC Fikret		Total Team			
1	4	Total Team		Block	8			
1	2	5	MEDIC Asim		Total Team			
6	24	Total Team		Serve	7			
2	6	6	CAUSEVIC Fikret		Total Team			
2	9	11	DELALIC Sabahudin		Total Team			
1	4	3	NUHANOVIC Sevko		Total Team			
8		Total Team		Opp Error	4		Total Team	
25	43	Total Team			6	28	Total Team	
5	5	1	GODINJAK Ismet	Best Scorer	1	1	7	ROWORTH Brett

**Legend:**

■ Starting line-up      ▬ Substitute      nn Team Captain      ▬ Substitute libero  
 Pts Points scored      L Libero Player      Opp Opponent      Atts Attempts

PRNVS0000006F.00083 00102114:04V01P


Match No 9  
Start Time: 13:30


BIH vs AUS  
2 0

Spectators:

Team	Sets	1	2	3	4	5	Total
BIH	2	25	25	0			50
AUS	0	6	7	0			13
	Minutes	14	15				29

## BIH · Bosnia & Herzegovina

Scoring Attackers		Rk	No	Name	Succ	Faults	Cont	Total	Succ %
	1	1	GODINJAK Ismet	9	-	4	13	69.23	
	2	7	MAHMIC Zikret	4	2	2	8	50.00	
		2	MANKO Adnan	2	-	2	4		
		5	MEDIC Asim	2	-	2	4		
		3	NUHANOVIC Sevko	2	1	1	4		
		6	CAUSEVIC Fikret	2	-	1	3		
		11	DELALIC Sabahudin	-	-	1	1		
		4	IBRAKOVIC Edin	-	1	-	1		
		12	ALIC Nevzet	-	-	-	-		
		10	CISIJA Abid	-	-	-	-		
		8	HAMZIC Dzevad	-	-	-	-		
		9	SALKIC Nedzad	-	-	-	-		
	Limit 15.00%	Total Team			21	4	13	38	55.26

Scoring Blockers		Rk	No	Name	Succ	Faults	Cont	Total	Avg
	1	5	MEDIC Asim	1	2	1	4	0.50	
		1	GODINJAK Ismet	1	-	1	2	0.50	
	3	10	CISIJA Abid	-	-	1	1	0.00	
		12	ALIC Nevzet	-	-	-	-		
		6	CAUSEVIC Fikret	-	-	-	-		
		11	DELALIC Sabahudin	-	-	-	-		
		8	HAMZIC Dzevad	-	-	-	-		
		4	IBRAKOVIC Edin	-	-	-	-		
		7	MAHMIC Zikret	-	-	-	-		
		2	MANKO Adnan	-	-	-	-		
	3	NUHANOVIC Sevko	-	-	-	-			
	9	SALKIC Nedzad	-	-	-	-			
Total Team			2	2	3	7	1.00		

Scoring Servers		Rk	No	Name	Succ	Faults	Cont	Total	Avg
	1	11	DELALIC Sabahudin	2	1	10	13	1.00	
		5	MEDIC Asim	2	-	8	10	1.00	
		6	CAUSEVIC Fikret	2	1	3	6	1.00	
	4	3	NUHANOVIC Sevko	1	1	5	7	0.50	
		4	IBRAKOVIC Edin	1	-	2	3	0.50	
		2	MANKO Adnan	1	1	1	3	0.50	
	7	7	MAHMIC Zikret	-	1	3	4	0.00	
		1	GODINJAK Ismet	-	-	3	3	0.00	
		12	ALIC Nevzet	-	-	-	-		
		10	CISIJA Abid	-	-	-	-		
		8	HAMZIC Dzevad	-	-	-	-		
		9	SALKIC Nedzad	-	-	-	-		
	Total Team			9	5	35	49	4.50	

Team	Opponent Errors & Team Faults	18	1
------	-------------------------------	----	---

Legend:									
Rk	Rank	Succ	Successes	Cont	Continues	Succ %	Success %	Avg	Average per set

Match No 9  
Start Time: 13:30


BIH vs AUS  
2 0

Spectators:

Team	Sets	1	2	3	4	5	Total
BIH	2	25	25	0			50
AUS	0	6	7	0			13
	Minutes	14	15				29

## BIH · Bosnia & Herzegovina

Non-Scoring Diggers		Rk	No	Name	Exc	Faults	Cont	Total	Avg
		1	9	SALKIC Nedzad	8	-	1	9	4.00
		2	5	MEDIC Asim	5	-	3	8	2.50
		3	1	GODINJAK Ismet	3	-	1	4	1.50
			2	MANKO Adnan	3	-	-	3	1.50
		5	6	CAUSEVIC Fikret	2	-	-	2	1.00
		6	4	IBRAKOVIC Edin	1	-	-	1	0.50
		7		MAHMIC Zikret	1	-	-	1	0.50
		12		ALIC Nevzet	-	-	-	-	
		10		CISIJA Abid	-	-	-	-	
		11		DELALIC Sabahudin	-	-	-	-	
		8		HAMZIC Dzevad	-	-	-	-	
		3		NUHANOVIC Sevko	-	-	-	-	
	Total Team					23	-	5	28

Non-Scoring Setters		Rk	No	Name	Exc	Faults	Cont	Total	Avg
		1	11	DELALIC Sabahudin	9	-	10	19	4.50
		2	2	MANKO Adnan	5	1	1	7	2.50
		3	10	CISIJA Abid	3	-	1	4	1.50
		4	1	GODINJAK Ismet	1	-	-	1	0.50
		5	5	MEDIC Asim	-	-	3	3	0.00
		9		SALKIC Nedzad	-	-	2	2	0.00
		12		ALIC Nevzet	-	-	-	-	
		6		CAUSEVIC Fikret	-	-	-	-	
		8		HAMZIC Dzevad	-	-	-	-	
		4		IBRAKOVIC Edin	-	-	-	-	
		7		MAHMIC Zikret	-	-	-	-	
		3		NUHANOVIC Sevko	-	-	-	-	
	Total Team					18	1	17	36

Non-Scoring Receivers		Rk	No	Name	Exc	Faults	Cont	Total	Eff %
		6		CAUSEVIC Fikret	2	-	-	2	
		11		DELALIC Sabahudin	1	-	1	2	
		9		SALKIC Nedzad	2	-	-	2	
		1		GODINJAK Ismet	1	-	-	1	
		2		MANKO Adnan	1	-	-	1	
		5		MEDIC Asim	1	-	-	1	
		12		ALIC Nevzet	-	-	-	-	
		10		CISIJA Abid	-	-	-	-	
		8		HAMZIC Dzevad	-	-	-	-	
		4		IBRAKOVIC Edin	-	-	-	-	
		7		MAHMIC Zikret	-	-	-	-	
		3		NUHANOVIC Sevko	-	-	-	-	
	Total Team					8	-	1	9

Limit

25.00%

Legend:									
Rk	Rank	Exc	Excellent	Cont	Continues	Eff %	Efficiency %	Avg	Average per set

Match No 9  
Start Time: 13:30

BIH vs AUS  
2 0

Spectators:

Team	Sets	1	2	3	4	5	Total
BIH	2	25	25	0			50
AUS	0	6	7	0			13
	Minutes	14	15				29

## AUS - Australia

Scoring Attackers		Rk	No	Name	Succ	Faults	Cont	Total	Succ %
		1	7	ROWORTH Brett	2	3	3	8	25.00
			1	BRAY Edward	-	2	3	5	
			2	LEE Albert	-	1	4	5	
			10	PYNE Glenn	1	-	2	3	
			6	GAY Darren	-	1	1	2	
			4	PRICE Kevin	-	1	1	2	
			5	CROFT Paul	-	-	1	1	
			11	NORTH Brant	-	-	1	1	
			8	SOBCZAK Greg	-	-	1	1	
			9	THOMPSON Bruce	-	-	-	-	
			3	WHITEMAN Mark	-	-	-	-	
Limit 15.00%	Total Team				3	8	17	28	10.71

Scoring Blockers		Rk	No	Name	Succ	Faults	Cont	Total	Avg
		1	2	LEE Albert	1	3	4	8	0.50
		2	8	SOBCZAK Greg	-	3	-	3	0.00
			7	ROWORTH Brett	-	1	1	2	0.00
			1	BRAY Edward	-	1	-	1	0.00
			10	PYNE Glenn	-	1	-	1	0.00
			5	CROFT Paul	-	-	-	-	
			6	GAY Darren	-	-	-	-	
			11	NORTH Brant	-	-	-	-	
			4	PRICE Kevin	-	-	-	-	
			9	THOMPSON Bruce	-	-	-	-	
			3	WHITEMAN Mark	-	-	-	-	
	Total Team				1	9	5	15	0.50

Scoring Servers		Rk	No	Name	Succ	Faults	Cont	Total	Avg
		1	1	BRAY Edward	-	1	2	3	0.00
			9	THOMPSON Bruce	-	2	1	3	0.00
			7	ROWORTH Brett	-	-	2	2	0.00
			8	SOBCZAK Greg	-	1	1	2	0.00
			6	GAY Darren	-	-	1	1	0.00
			2	LEE Albert	-	-	1	1	0.00
			4	PRICE Kevin	-	-	1	1	0.00
			10	PYNE Glenn	-	1	-	1	0.00
			5	CROFT Paul	-	-	-	-	
			11	NORTH Brant	-	-	-	-	
			3	WHITEMAN Mark	-	-	-	-	
	Total Team				-	5	9	14	0.00

Team	Opponent Errors & Team Faults	9	5
------	-------------------------------	---	---

Legend:									
Rk	Rank	Succ	Successes	Cont	Continues	Succ %	Success %	Avg	Average per set


Match No 9  
Start Time: 13:30


BIH vs AUS  
2 0


Spectators:

Team	Sets	1	2	3	4	5	Total
BIH	2	25	25	0			50
AUS	0	6	7	0			13
	Minutes	14	15				29

## AUS - Australia

Non-Scoring Diggers		Rk	No	Name	Exc	Faults	Cont	Total	Avg
	1	8	SOBCZAK Greg	2	6	3	11	1.00	
	2	9	THOMPSON Bruce	1	3	1	5	0.50	
		6	GAY Darren	1	1	1	3	0.50	
		11	NORTH Brant	1	-	-	1	0.50	
	5	7	ROWORTH Brett	-	3	1	4	0.00	
		1	BRAY Edward	-	1	2	3	0.00	
		2	LEE Albert	-	1	2	3	0.00	
		10	PYNE Glenn	-	-	1	1	0.00	
		5	CROFT Paul	-	-	-	-	-	
		4	PRICE Kevin	-	-	-	-	-	
		3	WHITEMAN Mark	-	-	-	-	-	
	Total Team				5	15	11	31	2.50

Non-Scoring Setters		Rk	No	Name	Exc	Faults	Cont	Total	Avg
	1	2	LEE Albert	1	-	4	5	0.50	
		10	PYNE Glenn	1	-	3	4	0.50	
		1	BRAY Edward	1	-	1	2	0.50	
		9	THOMPSON Bruce	1	-	1	2	0.50	
	5	7	ROWORTH Brett	-	-	6	6	0.00	
		8	SOBCZAK Greg	-	-	3	3	0.00	
		4	PRICE Kevin	-	-	1	1	0.00	
		5	CROFT Paul	-	-	-	-	-	
		6	GAY Darren	-	-	-	-	-	
		11	NORTH Brant	-	-	-	-	-	
		3	WHITEMAN Mark	-	-	-	-	-	
Total Team				4	-	19	23	2.00	

Non-Scoring Receivers		Rk	No	Name	Exc	Faults	Cont	Total	Eff %
	1	8	SOBCZAK Greg	7	2	4	13	38.46	
		11	NORTH Brant	7	-	1	8		
		1	BRAY Edward	4	2	1	7		
		7	ROWORTH Brett	-	1	5	6		
		9	THOMPSON Bruce	1	1	2	4		
		2	LEE Albert	1	2	-	3		
		6	GAY Darren	-	-	1	1		
		5	CROFT Paul	-	-	-	-		
		4	PRICE Kevin	-	-	-	-		
		10	PYNE Glenn	-	-	-	-		
		3	WHITEMAN Mark	-	-	-	-		
Total Team				20	8	14	42	28.57	

Limit

25.00%

Legend:

Rk Rank      Exc Excellent      Cont Continues      Eff % Efficiency %      Avg Average per set



PRNVS00000070.00073 00102114:03V01P

Match No: 9  
Start Time: 13:30

BIH vs AUS  
2 vs 0

Spectators:

Team	Sets	1	2	3	4	5	Total
BIH	2	25	25	0			50
AUS	0	6	7	0			13
	Minutes	14	0				14

Referees: KARADI Gabor (HUN) & FISCHER Ute Maria (GER)

BIH - Bosnia & Herzegovina								AUS - Australia							
No	Name	1	2	3	4	5	Pts	No	Name	1	2	3	4	5	Pts
1	GODINJAK Ismet	■	■				10	1	BRAY Edward	■	■				
2	MANKO Adnan	■	■				3	2	LEE Albert	■	■				1
3	NUHANOVIC Sevko	■	■				3	3	WHITEMAN Mark						
4	IBRAKOVIC Edin			┌			1	4	PRICE Kevin			┌			
5	MEDIC Asim	■	■				5	5	CROFT Paul			┌			
6	CAUSEVIC Fikret	■					4	6	GAY Darren	■	■				
7	MAHMIC Zikret		■				4	7	ROWORTH Brett	■	■				2
8	HAMZIC Dzevad							8	SOBCZAK Greg	■	■				
9	L SALKIC Nedžad		L	L				9	THOMPSON Bruce	┌	■				
10	CISIJA Abid		┌					10	PYNE Glenn	■	┌				1
11	DELALIC Sabahudin	■	■				2	11	L NORTH Brant	L	L				
12	ALIC Nevzet														
<b>Head Coach:</b> HRUSTEMOVIC Mirza								<b>Head Coach:</b> WEIPING Tu							
<b>Assistant:</b> COLIC Mehmed								<b>Assistant:</b> GLENN Stewart							

### TEAM AND PLAYER PERFORMANCES

Won	Total Atts	No	Name	Scoring Skills	Won	Total Atts	No	Name	
21	38	Total Team		Attack	3	28	Total Team		
9	13	1	GODINJAK Ismet		2	8	7	ROWORTH Brett	
4	8	7	MAHMIC Zikret		1	3	10	PYNE Glenn	
2	4	2	MANKO Adnan						
2	7	Total Team			Block	1	15	Total Team	
1	2	1	GODINJAK Ismet	1		8	2	LEE Albert	
1	4	5	MEDIC Asim						
9	49	Total Team		Serve		14	Total Team		
2	10	5	MEDIC Asim						
2	6	6	CAUSEVIC Fikret						
2	13	11	DELALIC Sabahudin						
18		Total Team		Opp Error	9		Total Team		
50	94	Total Team			Total	13	57	Total Team	
10	10	1	GODINJAK Ismet		<b>Best Scorer</b>	2	2	7	ROWORTH Brett

Jury President:  
Signature:

**Legend:**

■ Starting line-up	┌ Substitute	nn Team Captain	┌ Substitute libero
Pts Points scored	L Libero Player	Opp Opponent	Atts Attempts

**PARTIAL**

Volleyball - Sitting

PRNVS00000071.00073 00102114:27V010

Match No: 9  
Start Time: 13:30

BIH vs AUS  
3 vs 0

Spectators: 2475

Team	Sets	1	2	3	Total
BIH	3	25	25	25	75
AUS	0	6	7	17	30
	Minutes	14	15	20	49

Referees: KARADI Gabor (HUN) & FISCHER Ute Maria (GER)

BIH - Bosnia & Herzegovina							AUS - Australia								
No	Name	1	2	3	4	5	Pts	No	Name	1	2	3	4	5	Pts
1	GODINJAK Ismet	■	■				10	1	BRAY Edward	■	■				
2	MANKO Adnan	■	■	■			4	2	LEE Albert	■	■	■			1
3	NUHANOVIC Sevko	■	■				3	3	WHITEMAN Mark			■			
4	IBRAKOVIC Edin			■	■		3	4	PRICE Kevin				■		
5	MEDIC Asim	■	■				5	5	CROFT Paul				■		
6	CAUSEVIC Fikret	■					4	6	GAY Darren	■	■	■			
7	MAHMIC Zikret			■			9	7	ROWORTH Brett	■	■	■			4
8	HAMZIC Dzevad				■		6	8	SOBCZAK Greg	■	■	■			1
9	L SALKIC Nedžad	L	L	L				9	THOMPSON Bruce		■				
10	CISIJA Abid							10	PYNE Glenn	■		■			1
11	DELALIC Sabahudin	■	■	■			5	11	L NORTH Brant	L	L	L			
12	ALIC Nevzet			■			2								
<b>Head Coach:</b> HRUSTEMOVIC Mirza							<b>Head Coach:</b> WEIPING Tu								
<b>Assistant:</b> COLIC Mehmed							<b>Assistant:</b> GLENN Stewart								

### TEAM AND PLAYER PERFORMANCES

Won	Total Atts	No	Name	Scoring Skills	Won	Total Atts	No	Name
38	72	Total Team		Attack	5	52	Total Team	
9	13	1	GODINJAK Ismet		3	13	7	ROWORTH Brett
8	15	7	MAHMIC Zikret		1	4	8	SOBCZAK Greg
6	9	8	HAMZIC Dzevad		1	5	10	PYNE Glenn
2	19	Total Team		Block	2	29	Total Team	
1	2	1	GODINJAK Ismet		1	8	2	LEE Albert
1	4	5	MEDIC Asim		1	4	7	ROWORTH Brett
11	73	Total Team		Serve		31	Total Team	
3	20	11	DELALIC Sabahudin					
2	10	5	MEDIC Asim					
2	6	6	CAUSEVIC Fikret					
24		Total Team		Opp Error	23		Total Team	
75	164	Total Team			Total	30	112	Total Team
10	10	1	GODINJAK Ismet	Best Scorer	4	4	7	ROWORTH Brett

**Legend:**

■ Starting line-up      ▬ Substitute      nn Team Captain      ▬ Substitute libero  
 Pts Points scored      L Libero Player      Opp Opponent      Atts Attempts

PRNVS00000072.00083 00102114:33V010

Match No 9  
Start Time: 13:30


BIH vs AUS  
3 0


Spectators: 2475

Team	Sets	1	2	3	Total
BIH	3	25	25	25	75
AUS	0	6	7	17	30
	Minutes	14	15	20	49

## BIH · Bosnia & Herzegovina

Scoring Attackers		Rk	No	Name	Succ	Faults	Cont	Total	Succ %
	1	1	GODINJAK Ismet	9	-	4	13	69.23	
	2	7	MAHMIC Zikret	8	5	2	15	53.33	
		12	ALIC Nevzet	2	3	5	10		
		8	HAMZIC Dzevad	6	2	1	9		
		2	MANKO Adnan	3	-	3	6		
		4	IBRAKOVIC Edin	2	2	1	5		
		5	MEDIC Asim	2	-	2	4		
		3	NUHANOVIC Sevko	2	1	1	4		
		6	CAUSEVIC Fikret	2	-	1	3		
		11	DELALIC Sabahudin	2	-	1	3		
		10	CISIJA Abid	-	-	-	-		
		9	SALKIC Nedzad	-	-	-	-		
	Limit 15.00%	Total Team			38	13	21	72	52.78

Scoring Blockers		Rk	No	Name	Succ	Faults	Cont	Total	Avg
	1	5	MEDIC Asim	1	2	1	4	0.33	
		1	GODINJAK Ismet	1	-	1	2	0.33	
	3	11	DELALIC Sabahudin	-	-	4	4	0.00	
		8	HAMZIC Dzevad	-	-	3	3	0.00	
		7	MAHMIC Zikret	-	1	1	2	0.00	
		2	MANKO Adnan	-	1	1	2	0.00	
		10	CISIJA Abid	-	-	1	1	0.00	
		4	IBRAKOVIC Edin	-	-	1	1	0.00	
		12	ALIC Nevzet	-	-	-	-		
		6	CAUSEVIC Fikret	-	-	-	-		
		3	NUHANOVIC Sevko	-	-	-	-		
	9	SALKIC Nedzad	-	-	-	-			
Total Team			2	4	13	19	0.67		

Scoring Servers		Rk	No	Name	Succ	Faults	Cont	Total	Avg
	1	11	DELALIC Sabahudin	3	1	16	20	1.00	
	2	5	MEDIC Asim	2	-	8	10	0.67	
		6	CAUSEVIC Fikret	2	1	3	6	0.67	
	4	7	MAHMIC Zikret	1	3	4	8	0.33	
		4	IBRAKOVIC Edin	1	-	6	7	0.33	
		3	NUHANOVIC Sevko	1	1	5	7	0.33	
		2	MANKO Adnan	1	1	3	5	0.33	
	8	8	HAMZIC Dzevad	-	-	4	4	0.00	
		12	ALIC Nevzet	-	-	3	3	0.00	
		1	GODINJAK Ismet	-	-	3	3	0.00	
		10	CISIJA Abid	-	-	-	-		
		9	SALKIC Nedzad	-	-	-	-		
	Total Team			11	7	55	73	3.67	

Team	Opponent Errors & Team Faults	24	2
------	-------------------------------	----	---

Legend:									
Rk	Rank	Succ	Successes	Cont	Continues	Succ %	Success %	Avg	Average per set


Match No 9  
Start Time: 13:30


BIH vs AUS  
3 0


Spectators: 2475

Team	Sets	1	2	3	Total
BIH	3	25	25	25	75
AUS	0	6	7	17	30
	Minutes	14	15	20	49

## BIH · Bosnia & Herzegovina

Non-Scoring Diggers		Rk	No	Name	Exc	Faults	Cont	Total	Avg
		1	9	SALKIC Nedzad	9	-	2	11	3.00
		2	2	MANKO Adnan	6	1	3	10	2.00
		3	5	MEDIC Asim	5	-	3	8	1.67
			12	ALIC Nevzet	5	-	-	5	1.67
		5	1	GODINJAK Ismet	3	-	1	4	1.00
			7	MAHMIC Zikret	3	1	-	4	1.00
			11	DELALIC Sabahudin	3	-	-	3	1.00
		8	6	CAUSEVIC Fikret	2	-	-	2	0.67
		9	8	HAMZIC Dzevad	1	-	2	3	0.33
			4	IBRAKOVIC Edin	1	-	-	1	0.33
			10	CISIJA Abid	-	-	-	-	-
			3	NUHANOVIC Sevko	-	-	-	-	-
	Total Team					38	2	11	51

Non-Scoring Setters		Rk	No	Name	Exc	Faults	Cont	Total	Avg
		1	11	DELALIC Sabahudin	15	-	15	30	5.00
		2	2	MANKO Adnan	11	2	7	20	3.67
		3	10	CISIJA Abid	3	-	1	4	1.00
		4	12	ALIC Nevzet	2	-	1	3	0.67
		5	1	GODINJAK Ismet	1	-	-	1	0.33
		6	7	MAHMIC Zikret	-	-	3	3	0.00
			5	MEDIC Asim	-	-	3	3	0.00
			9	SALKIC Nedzad	-	-	3	3	0.00
			8	HAMZIC Dzevad	-	-	1	1	0.00
			6	CAUSEVIC Fikret	-	-	-	-	-
			4	IBRAKOVIC Edin	-	-	-	-	-
			3	NUHANOVIC Sevko	-	-	-	-	-
	Total Team					32	2	34	68

Non-Scoring Receivers		Rk	No	Name	Exc	Faults	Cont	Total	Eff %
		1	11	DELALIC Sabahudin	3	-	3	6	50.00
			2	MANKO Adnan	4	-	-	4	-
			8	HAMZIC Dzevad	3	-	-	3	-
			7	MAHMIC Zikret	3	-	-	3	-
			9	SALKIC Nedzad	3	-	-	3	-
			6	CAUSEVIC Fikret	2	-	-	2	-
			12	ALIC Nevzet	1	-	-	1	-
			1	GODINJAK Ismet	1	-	-	1	-
			5	MEDIC Asim	1	-	-	1	-
			10	CISIJA Abid	-	-	-	-	-
			4	IBRAKOVIC Edin	-	-	-	-	-
			3	NUHANOVIC Sevko	-	-	-	-	-
	Total Team					21	-	3	24

Limit

25.00%

Legend:

Rk Rank      Exc Excellent      Cont Continues      Eff % Efficiency %      Avg Average per set


Match No 9  
Start Time: 13:30


BIH vs AUS  
3 0


Spectators: 2475

Team	Sets	1	2	3	Total
BIH	3	25	25	25	75
AUS	0	6	7	17	30
	Minutes	14	15	20	49

## AUS - Australia

Scoring Attackers		Rk	No	Name	Succ	Faults	Cont	Total	Succ %
	1	7	ROWORTH Brett	3	3	7	13	23.08	
		6	GAY Darren	-	3	5	8		
		2	LEE Albert	-	3	5	8		
		1	BRAY Edward	-	2	5	7		
		10	PYNE Glenn	1	-	4	5		
		4	PRICE Kevin	-	1	3	4		
		8	SOBCZAK Greg	1	-	3	4		
		5	CROFT Paul	-	-	1	1		
		11	NORTH Brant	-	-	1	1		
		3	WHITEMAN Mark	-	-	1	1		
		9	THOMPSON Bruce	-	-	-	-		
Limit 15.00%	Total Team			5	12	35	52	9.62	

Scoring Blockers		Rk	No	Name	Succ	Faults	Cont	Total	Avg
	1	2	LEE Albert	1	3	4	8	0.33	
		7	ROWORTH Brett	1	1	2	4	0.33	
		3	SOBCZAK Greg	-	6	2	8	0.00	
		1	BRAY Edward	-	2	2	4	0.00	
		6	GAY Darren	-	1	1	2	0.00	
		10	PYNE Glenn	-	2	-	2	0.00	
		4	PRICE Kevin	-	-	1	1	0.00	
		5	CROFT Paul	-	-	-	-		
		11	NORTH Brant	-	-	-	-		
		9	THOMPSON Bruce	-	-	-	-		
		3	WHITEMAN Mark	-	-	-	-		
Total Team			2	15	12	29	0.67		

Scoring Servers		Rk	No	Name	Succ	Faults	Cont	Total	Avg
	1	2	LEE Albert	-	-	5	5	0.00	
		7	ROWORTH Brett	-	-	5	5	0.00	
		1	BRAY Edward	-	1	3	4	0.00	
		10	PYNE Glenn	-	1	3	4	0.00	
		8	SOBCZAK Greg	-	1	3	4	0.00	
		6	GAY Darren	-	3	3	3	0.00	
		9	THOMPSON Bruce	-	2	1	3	0.00	
		3	WHITEMAN Mark	-	-	2	2	0.00	
		4	PRICE Kevin	-	-	1	1	0.00	
		5	CROFT Paul	-	-	-	-		
		11	NORTH Brant	-	-	-	-		
Total Team			-	5	26	31	0.00		

Team	Opponent Errors & Team Faults	23	13
------	-------------------------------	----	----

Legend:									
Rk	Rank	Succ	Successes	Cont	Continues	Succ %	Success %	Avg	Average per set




Match No 9  
Start Time: 13:30


BIH vs AUS  
3 0


Spectators: 2475

Team	Sets	1	2	3	Total
BIH	3	25	25	25	75
AUS	0	6	7	17	30
	Minutes	14	15	20	49

## AUS - Australia

Non-Scoring Diggers		Rk	No	Name	Exc	Faults	Cont	Total	Avg
	1	8	SOBCZAK Greg	2	6	4	12	0.67	
	2	6	GAY Darren	1	3	1	5	0.33	
		9	THOMPSON Bruce	1	3	1	5	0.33	
		11	NORTH Brant	1	-	1	2	0.33	
		3	WHITEMAN Mark	1	-	-	1	0.33	
	6	7	ROWORTH Brett	-	5	4	9	0.00	
		2	LEE Albert	-	3	4	7	0.00	
		1	BRAY Edward	-	1	2	3	0.00	
		10	PYNE Glenn	-	-	1	1	0.00	
		5	CROFT Paul	-	-	-	-	-	
		4	PRICE Kevin	-	-	-	-	-	
	Total Team				6	21	18	45	2.00

Non-Scoring Setters		Rk	No	Name	Exc	Faults	Cont	Total	Avg
	1	10	PYNE Glenn	2	-	6	8	0.67	
	2	2	LEE Albert	1	-	8	9	0.33	
		1	BRAY Edward	1	-	1	2	0.33	
		9	THOMPSON Bruce	1	-	1	2	0.33	
	5	7	ROWORTH Brett	-	-	10	10	0.00	
		8	SOBCZAK Greg	-	-	7	7	0.00	
		4	PRICE Kevin	-	-	1	1	0.00	
		5	CROFT Paul	-	-	-	-	-	
		6	GAY Darren	-	-	-	-	-	
		11	NORTH Brant	-	-	-	-	-	
		3	WHITEMAN Mark	-	-	-	-	-	
Total Team				5	-	34	39	1.67	

Non-Scoring Receivers		Rk	No	Name	Exc	Faults	Cont	Total	Eff %
	1	8	SOBCZAK Greg	12	3	4	19	47.37	
		11	NORTH Brant	10	-	2	12	-	
		1	BRAY Edward	6	2	1	9	-	
		7	ROWORTH Brett	3	1	5	9	-	
		6	GAY Darren	3	-	1	4	-	
		2	LEE Albert	2	2	-	4	-	
		9	THOMPSON Bruce	1	1	2	4	-	
		3	WHITEMAN Mark	1	-	-	1	-	
		5	CROFT Paul	-	-	-	-	-	
		4	PRICE Kevin	-	-	-	-	-	
		10	PYNE Glenn	-	-	-	-	-	
Total Team				38	9	15	62	46.77	

Limit


25.00%


Legend:									
Rk	Rank	Exc	Excellent	Cont	Continues	Eff %	Efficiency %	Avg	Average per set


PRNVS00000073.00084A 00102114:38V010

## BIH · Bosnia & Herzegovina

After 2 Matches

Scoring Attackers	No	Name	MP	SP	Succ	Faults	Cont	Total	Succ %
	1	GODINJAK Ismet	2	7	18	3	12	33	54.55
	2	MANKO Adnan	2	7	9	2	15	26	34.62
	3	NUHANOVIC Sevko	2	7	5	3	3	11	45.45
	4	IBRAKOVIC Edin	2	7	4	5	7	16	25.00
	5	MEDIC Asim	2	7	6	7	19	32	18.75
	6	CAUSEVIC Fikret	2	7	6	2	4	12	50.00
	7	MAHMIC Zikret	2	7	18	9	14	41	43.90
	8	HAMZIC Dzevad	2	7	6	6	6	18	33.33
	9	SALKIC Nedzad	2	7	1	-	-	1	100.0
	10	CISIJA Abid	2	7	-	-	-	-	0.00
	11	DELALIC Sabahudin	2	7	6	3	8	17	35.29
	12	ALIC Nevzet	2	7	2	3	5	10	20.00
Team Totals			2	7	81	43	93	217	37.33

Scoring Blockers	No	Name	MP	SP	Succ	Faults	Cont	Total	Avg
	1	GODINJAK Ismet	2	7	1	2	3	6	0.14
	2	MANKO Adnan	2	7	7	7	14	28	1.00
	3	NUHANOVIC Sevko	2	7	1	1	1	3	0.14
	4	IBRAKOVIC Edin	2	7	-	1	2	3	0.00
	5	MEDIC Asim	2	7	7	8	6	21	1.00
	6	CAUSEVIC Fikret	2	7	-	1	1	2	0.00
	7	MAHMIC Zikret	2	7	1	2	6	9	0.14
	8	HAMZIC Dzevad	2	7	-	-	5	5	0.00
	9	SALKIC Nedzad	2	7	-	-	-	-	0.00
	10	CISIJA Abid	2	7	-	-	1	1	0.00
	11	DELALIC Sabahudin	2	7	1	5	11	17	0.14
	12	ALIC Nevzet	2	7	-	-	-	-	0.00
Team Totals			2	7	18	27	50	95	2.57


Scoring Servers	No	Name	MP	SP	Succ	Faults	Cont	Total	Avg
	1	GODINJAK Ismet	2	7	1	-	12	13	0.14
	2	MANKO Adnan	2	7	2	2	15	19	0.29
	3	NUHANOVIC Sevko	2	7	2	1	13	16	0.29
	4	IBRAKOVIC Edin	2	7	1	-	14	15	0.14
	5	MEDIC Asim	2	7	2	2	17	21	0.29
	6	CAUSEVIC Fikret	2	7	2	1	6	9	0.29
	7	MAHMIC Zikret	2	7	2	4	11	17	0.29
	8	HAMZIC Dzevad	2	7	-	-	10	10	0.00
	9	SALKIC Nedzad	2	7	-	-	-	-	0.00
	10	CISIJA Abid	2	7	-	-	-	-	0.00
	11	DELALIC Sabahudin	2	7	4	1	39	44	0.57
	12	ALIC Nevzet	2	7	-	-	3	3	0.00
Team Totals			2	7	16	11	140	167	2.29


Team	Opponent Errors & Team Faults	56	10
------	-------------------------------	----	----


<b>Legend:</b>							
Succ	Successes	Cont	Continues	Succ %	Success %	Avg	Average per set
MP	Matches Played						
SP	Team Sets Played						

## BIH · Bosnia & Herzegovina

After 2 Matches

Non-Scoring Diggers	No	Name	MP	SP	Exc	Faults	Cont	Total	Avg
	1	GODINJAK Ismet	2	7	10	-	2	12	1.43
	2	MANKO Adnan	2	7	21	2	4	27	3.00
	3	NUHANOVIC Sevko	2	7	-	1	-	1	0.00
	4	IBRAKOVIC Edin	2	7	1	-	-	1	0.14
	5	MEDIC Asim	2	7	16	3	7	26	2.29
	6	CAUSEVIC Fikret	2	7	4	1	1	6	0.57
	7	MAHMIC Zikret	2	7	7	2	1	10	1.00
	8	HAMZIC Dzevad	2	7	5	1	2	8	0.71
	9	SALKIC Nedzad	2	7	17	1	5	23	2.43
	10	CISIJA Abid	2	7	-	-	-	-	0.00
	11	DELALIC Sabahudin	2	7	13	2	2	17	1.86
	12	ALIC Nevzet	2	7	5	-	-	5	0.71
Team Totals			2	7	99	13	24	136	14.14

Non-Scoring Setters	No	Name	MP	SP	Exc	Faults	Cont	Total	Avg
	1	GODINJAK Ismet	2	7	3	-	4	7	0.43
	2	MANKO Adnan	2	7	20	2	34	56	2.86
	3	NUHANOVIC Sevko	2	7	-	-	-	-	0.00
	4	IBRAKOVIC Edin	2	7	-	-	2	2	0.00
	5	MEDIC Asim	2	7	4	-	9	13	0.57
	6	CAUSEVIC Fikret	2	7	-	-	1	1	0.00
	7	MAHMIC Zikret	2	7	-	-	4	4	0.00
	8	HAMZIC Dzevad	2	7	-	-	1	1	0.00
	9	SALKIC Nedzad	2	7	-	-	4	4	0.00
	10	CISIJA Abid	2	7	3	-	1	4	0.43
	11	DELALIC Sabahudin	2	7	31	-	49	80	4.43
	12	ALIC Nevzet	2	7	2	-	1	3	0.29
Team Totals			2	7	63	2	110	175	9.00

Non-Scoring Receivers	No	Name	MP	SP	Exc	Faults	Cont	Total	Eff %
	1	GODINJAK Ismet	2	7	5	-	1	6	83.33
	2	MANKO Adnan	2	7	11	1	4	16	62.50
	3	NUHANOVIC Sevko	2	7	-	-	-	-	0.00
	4	IBRAKOVIC Edin	2	7	-	-	-	-	0.00
	5	MEDIC Asim	2	7	5	-	1	6	83.33
	6	CAUSEVIC Fikret	2	7	6	1	1	8	62.50
	7	MAHMIC Zikret	2	7	12	-	1	13	92.31
	8	HAMZIC Dzevad	2	7	3	-	-	3	100.0
	9	SALKIC Nedzad	2	7	16	1	3	20	75.00
	10	CISIJA Abid	2	7	-	-	-	-	0.00
	11	DELALIC Sabahudin	2	7	19	-	4	23	82.61
	12	ALIC Nevzet	2	7	1	-	-	1	100.0
Team Totals			2	7	78	3	15	96	78.13

Legend:


Exc	Excellent	Cont	Continues	Exc %	Efficiency %	Avg	Average per set	MP	Matches Played
SP	Team Sets Played								


PRNVS00000074.00084A 00102114:40V010




# AUS · Australia

After 2 Matches

Scoring Attackers	No	Name	MP	SP	Succ	Faults	Cont	Total	Succ %
		1	BRAY Edward	2	8	6	5	26	37
	2	LEE Albert	2	8	3	7	14	24	12.50
	3	WHITEMAN Mark	2	8	1	-	2	3	33.33
	4	PRICE Kevin	2	8	5	4	15	24	20.83
	5	CROFT Paul	2	8	-	-	1	1	0.00
	6	GAY Darren	2	8	5	4	18	27	18.52
	7	ROWORTH Brett	2	8	15	8	20	43	34.88
	8	SOBCZAK Greg	2	8	8	4	21	33	24.24
	9	THOMPSON Bruce	2	8	-	-	-	-	0.00
	10	PYNE Glenn	2	8	1	1	5	7	14.29
	11	NORTH Brant	2	8	-	-	1	1	0.00
	Team Totals		2	8	44	33	123	200	22.00

Scoring Blockers	No	Name	MP	SP	Succ	Faults	Cont	Total	Avg
		1	BRAY Edward	2	8	4	5	4	13
	2	LEE Albert	2	8	4	4	9	17	0.50
	3	WHITEMAN Mark	2	8	-	-	-	-	0.00
	4	PRICE Kevin	2	8	2	1	7	10	0.25
	5	CROFT Paul	2	8	-	-	-	-	0.00
	6	GAY Darren	2	8	2	4	2	8	0.25
	7	ROWORTH Brett	2	8	6	3	2	11	0.75
	8	SOBCZAK Greg	2	8	5	8	6	19	0.63
	9	THOMPSON Bruce	2	8	-	-	-	-	0.00
	10	PYNE Glenn	2	8	-	3	-	3	0.00
	11	NORTH Brant	2	8	-	-	-	-	0.00
	Team Totals		2	8	23	28	30	81	2.88


Scoring Servers	No	Name	MP	SP	Succ	Faults	Cont	Total	Avg
		1	BRAY Edward	2	8	-	4	15	19
	2	LEE Albert	2	8	2	1	20	23	0.25
	3	WHITEMAN Mark	2	8	-	1	6	7	0.00
	4	PRICE Kevin	2	8	2	4	9	15	0.25
	5	CROFT Paul	2	8	-	-	-	-	0.00
	6	GAY Darren	2	8	-	4	16	20	0.00
	7	ROWORTH Brett	2	8	1	4	17	22	0.13
	8	SOBCZAK Greg	2	8	-	7	5	12	0.00
	9	THOMPSON Bruce	2	8	-	2	1	3	0.00
	10	PYNE Glenn	2	8	-	3	6	9	0.00
	11	NORTH Brant	2	8	-	-	-	-	0.00
	Team Totals		2	8	5	30	95	130	0.63


Team	Opponent Errors & Team Faults	57	27
------	-------------------------------	----	----


<b>Legend:</b>							
Succ	Successes	Cont	Continues	Succ %	Success %	Avg	Average per set
MP	Matches Played						
SP	Team Sets Played						

# AUS · Australia

After 2 Matches

Non-Scoring Diggers		No	Name	MP	SP	Exc	Faults	Cont	Total	Avg
		1	BRAY Edward	2	8	4	7	10	21	0.50
		2	LEE Albert	2	8	6	5	6	17	0.75
		3	WHITEMAN Mark	2	8	9	2	3	14	1.13
		4	PRICE Kevin	2	8	1	2	1	4	0.13
		5	CROFT Paul	2	8	-	-	-	-	0.00
		6	GAY Darren	2	8	7	7	15	29	0.88
		7	ROWORTH Brett	2	8	16	15	12	43	2.00
		8	SOBCZAK Greg	2	8	7	7	10	24	0.88
		9	THOMPSON Bruce	2	8	1	3	1	5	0.13
		10	PYNE Glenn	2	8	-	-	2	2	0.00
		11	NORTH Brant	2	8	9	2	2	13	1.13
		Team Totals		2	8	60	50	62	172	7.50

Non-Scoring Setters		No	Name	MP	SP	Exc	Faults	Cont	Total	Avg
		1	BRAY Edward	2	8	5	-	11	16	0.63
		2	LEE Albert	2	8	3	1	32	36	0.38
		3	WHITEMAN Mark	2	8	-	-	-	-	0.00
		4	PRICE Kevin	2	8	2	-	11	13	0.25
		5	CROFT Paul	2	8	-	-	-	-	0.00
		6	GAY Darren	2	8	6	1	20	27	0.75
		7	ROWORTH Brett	2	8	3	-	16	19	0.38
		8	SOBCZAK Greg	2	8	4	1	14	19	0.50
		9	THOMPSON Bruce	2	8	1	-	1	2	0.13
		10	PYNE Glenn	2	8	3	-	10	13	0.38
		11	NORTH Brant	2	8	-	-	1	1	0.00
		Team Totals		2	8	27	3	116	146	3.38

Non-Scoring Receivers		No	Name	MP	SP	Exc	Faults	Cont	Total	Eff %
		1	BRAY Edward	2	8	14	2	5	21	57.14
		2	LEE Albert	2	8	9	3	5	17	35.29
		3	WHITEMAN Mark	2	8	3	-	4	7	42.86
		4	PRICE Kevin	2	8	-	-	-	-	0.00
		5	CROFT Paul	2	8	-	-	-	-	0.00
		6	GAY Darren	2	8	8	2	5	15	40.00
		7	ROWORTH Brett	2	8	17	2	12	31	48.39
		8	SOBCZAK Greg	2	8	19	3	5	27	59.26
		9	THOMPSON Bruce	2	8	1	1	2	4	0.00
		10	PYNE Glenn	2	8	-	-	-	-	0.00
		11	NORTH Brant	2	8	21	1	5	27	74.07
		Team Totals		2	8	92	14	43	149	52.35

<b>Legend:</b>	<b>Exc</b> Excellent	<b>Cont</b> Continues	<b>Eff %</b> Efficiency %	<b>Avg</b> Average per set	<b>MP</b> Matches Played
	<b>SP</b> Team Sets Played				

PRNVS00000075.00073 00102116:44V01U



Match No: 10  
Start Time: 16:00

GER vs NED  
2 0

Spectators:

Team	Sets	1	2	3	4	5	Total
GER	2	25	25	0			50
NED	0	14	19	0			33
	Minutes	18	0				18

Referees: SOLVANG Jan Otto (NOR) & SOEDERHOLM Seppo (FIN)

GER - Germany								NED - Netherlands							
No	Name	1	2	3	4	5	Pts	No	Name	1	2	3	4	5	Pts
1	SCHIFFLER Alexander							1	TOP Pieter	■	■				6
2	STETTNER Ferenc	■	■				1	3 AALDERS Henk	■	■				7	
3	RENGER Thomas	■	■				3	4 OONK Alfred	■	■					
5	HAUSSIG Uwe							5 L VENDERBOSCH Andre	L	L					
6	SOICKE Siegmund	■	■				1	6 OOMEN Harry	□	■					
7	von der TRENCK Stefan	□	□				1	7 DURGE Ron	■	□				1	
8	MIMBERG Dirk	■	■				8	8 TIMMERMAN Edwin	■	■				3	
9	SCHRAPP Juergen	■	□				9	9 TIBBEN Stefan	□	■				1	
10	WISCHNEWSKI Stefan					□		10 LJJSSEN Martin							
11	RICKMANN Martin							11 van der BROEK Edwin							
12	BARSCH Steffen	■	■				7	12 VERSTAPPEN Johan	■	□				3	
								14 REEKERS Johan							
<b>Head Coach:</b> DE HAAN Jouke								<b>Head Coach:</b> JANSEN Kees							
<b>Assistant:</b> WILKENS Andreas								<b>Assistant:</b> BANFI Jozef							

### TEAM AND PLAYER PERFORMANCES

Won	Total Atts	No	Name	Scoring Skills	Won	Total Atts	No	Name
22	71	Total Team		Attack	14	56	Total Team	
7	18	8	MIMBERG Dirk		6	21	3	AALDERS Henk
5	14	9	SCHRAPP Juergen		4	10	1	TOP Pieter
4	18	12	BARSCH Steffen		1	5	7	DURGE Ron
5	24	Total Team		Block	7	46	Total Team	
2	3	9	SCHRAPP Juergen		2	10	1	TOP Pieter
2	3	12	BARSCH Steffen		2	9	8	TIMMERMAN Edwin
1	7	8	MIMBERG Dirk	Serve	2	5	12	VERSTAPPEN Johan
3	49	Total Team					34	Total Team
2	9	9	SCHRAPP Juergen	Opp Error	12		Total Team	
1	6	12	BARSCH Steffen		33	136	Total Team	
20		Total Team		Total				
50	144	Total Team						
9	9	9	SCHRAPP Juergen	Best Scorer	7	7	3	AALDERS Henk

Jury President:  
Signature:

**Legend:**

■ Starting line-up      □ Substitute      nn Team Captain      L Substitute libero  
Pts Points scored      L Libero Player      Opp Opponent      Atts Attempts

PROVISIONAL

PRNVS00000076.00083 00102116:44V01U

Match No 10  
Start Time: 16:00


GER vs NED  
2 0


Spectators:

Team	Sets	1	2	3	4	5	Total
GER	2	25	25	0			50
NED	0	14	19	0			33
	Minutes	18	0				18

## GER - Germany

Scoring Attackers		Rk	No	Name	Succ	Faults	Cont	Total	Succ %
		1	8	MIMBERG Dirk	7	1	10	18	38.89
		2	9	SCHRAPP Juergen	5	-	9	14	35.71
		3	12	BARSCH Steffen	4	2	12	18	22.22
		3		RENGER Thomas	3	1	3	7	
		7		von der TRENCK Stefan	1	-	6	7	
		6		SOICKE Siegmund	1	2	3	6	
		2		STETTNER Ferenc	1	-	-	1	
		5		HAUSSIG Uwe	-	-	-	-	
		11		RICKMANN Martin	-	-	-	-	
		1		SCHIFFLER Alexander	-	-	-	-	
		10		WISCHNEWSKI Stefan	-	-	-	-	
Limit 15.00%	Total Team				22	6	43	71	30.99

Scoring Blockers		Rk	No	Name	Succ	Faults	Cont	Total	Avg
		1	12	BARSCH Steffen	2	-	1	3	1.00
			9	SCHRAPP Juergen	2	1	-	3	1.00
		3	8	MIMBERG Dirk	1	1	5	7	0.50
		4	6	SOICKE Siegmund	-	3	4	7	0.00
			3	RENGER Thomas	-	1	1	2	0.00
			7	von der TRENCK Stefan	-	-	2	2	0.00
			5	HAUSSIG Uwe	-	-	-	-	
		11		RICKMANN Martin	-	-	-	-	
		1		SCHIFFLER Alexander	-	-	-	-	
		2		STETTNER Ferenc	-	-	-	-	
		10		WISCHNEWSKI Stefan	-	-	-	-	
Total Team				5	6	13	24	2.50	

Scoring Servers		Rk	No	Name	Succ	Faults	Cont	Total	Avg
		1	9	SCHRAPP Juergen	2	-	7	9	1.00
		2	12	BARSCH Steffen	1	-	5	6	0.50
		3	8	MIMBERG Dirk	-	1	8	9	0.00
			6	SOICKE Siegmund	-	1	8	9	0.00
			2	STETTNER Ferenc	-	1	8	9	0.00
			3	RENGER Thomas	-	1	6	7	0.00
			5	HAUSSIG Uwe	-	-	-	-	
		11		RICKMANN Martin	-	-	-	-	
		1		SCHIFFLER Alexander	-	-	-	-	
		10		WISCHNEWSKI Stefan	-	-	-	-	
	7		von der TRENCK Stefan	-	-	-	-		
Total Team				3	4	42	49	1.50	

Team	Opponent Errors & Team Faults	20	3
------	-------------------------------	----	---

Legend:									
Rk	Rank	Succ	Successes	Cont	Continues	Succ %	Success %	Avg	Average per set

PROVISIONAL


Match No 10  
Start Time: 16:00


GER vs NED  
2 0


Spectators:

Team	Sets	1	2	3	4	5	Total
GER	2	25	25	0			50
NED	0	14	19	0			33
	Minutes	18	0				18

## GER - Germany

Non-Scoring Diggers		Rk	No	Name	Exc	Faults	Cont	Total	Avg	
		1	8	MIMBERG Dirk	6	3	2	11	3.00	
		2	2	STETTNER Ferenc	4	1	3	8	2.00	
			9	SCHRAPP Juergen	4	1	2	7	2.00	
		4	6	SOICKE Siegmund	3	1	3	7	1.50	
		5	3	RENGER Thomas	2	3	2	7	1.00	
		6	12	BARSCH Steffen	1	2	7	10	0.50	
		5		HAUSSIG Uwe	-	-	-	-		
		11		RICKMANN Martin	-	-	-	-		
		1		SCHIFFLER Alexander	-	-	-	-		
		10		WISCHNEWSKI Stefan	-	-	-	-		
		7		von der TRENCK Stefan	-	-	-	-		
	Total Team					20	11	19	50	10.00

Non-Scoring Setters		Rk	No	Name	Exc	Faults	Cont	Total	Avg
		1	6	SOICKE Siegmund	8	1	18	27	4.00
		2	2	STETTNER Ferenc	5	-	12	17	2.50
		3	9	SCHRAPP Juergen	2	-	5	7	1.00
		4	8	MIMBERG Dirk	1	1	4	6	0.50
			12	BARSCH Steffen	1	-	2	3	0.50
		5		HAUSSIG Uwe	-	-	-	-	
		3		RENGER Thomas	-	-	-	-	
		11		RICKMANN Martin	-	-	-	-	
		1		SCHIFFLER Alexander	-	-	-	-	
		10		WISCHNEWSKI Stefan	-	-	-	-	
		7		von der TRENCK Stefan	-	-	-	-	
	Total Team					17	2	41	60

Non-Scoring Receivers		Rk	No	Name	Exc	Faults	Cont	Total	Eff %
		1	12	BARSCH Steffen	5	-	3	8	62.50
		2	3	RENGER Thomas	9	1	3	13	61.54
			10	WISCHNEWSKI Stefan	5	-	-	5	
			8	MIMBERG Dirk	2	-	-	2	
			2	STETTNER Ferenc	2	-	-	2	
			6	SOICKE Siegmund	1	-	-	1	
			5	HAUSSIG Uwe	-	-	-	-	
			11	RICKMANN Martin	-	-	-	-	
			1	SCHIFFLER Alexander	-	-	-	-	
			9	SCHRAPP Juergen	-	-	-	-	
			7	von der TRENCK Stefan	-	-	-	-	
Total Team					24	1	6	31	74.19

Limit

25.00%

Legend:

Rk Rank      Exc Excellent      Cont Continues      Eff % Efficiency %      Avg Average per set

PROVISIONAL

Match No 10  
Start Time: 16:00

GER vs NED  
2 0

Spectators:

Team	Sets	1	2	3	4	5	Total
GER	2	25	25	0			50
NED	0	14	19	0			33
	Minutes	18	0				18

## NED - Netherlands

Scoring Attackers		Rk	No	Name	Succ	Faults	Cont	Total	Succ %	
	1	1	TOP Pieter	4	2	4	10	40.00		
	2	3	AALDERS Henk	6	4	11	21	28.57		
		8	TIMMERMAN Edwin	1	2	4	7			
		9	TIBBEN Stefan	1	3	2	6			
		7	DURGE Ron	1	1	3	5			
		12	VERSTAPPEN Johan	1	-	2	3			
		4	OONK Alfred	-	-	2	2			
		6	OOMEN Harry	-	-	1	1			
		5	VENDERBOSCH Andre	-	-	1	1			
		10	LIJSSEN Martin	-	-	-	-			
		14	REEKERS Johan	-	-	-	-			
		11	van der BROEK Edwin	-	-	-	-			
	Limit	15.00%								
	Total Team				14	12	30	56	25.00	

Scoring Blockers		Rk	No	Name	Succ	Faults	Cont	Total	Avg
	1	1	TOP Pieter	2	3	5	10	1.00	
		8	TIMMERMAN Edwin	2	2	5	9	1.00	
		12	VERSTAPPEN Johan	2	1	2	5	1.00	
	4	3	AALDERS Henk	1	-	3	4	0.50	
	5	4	OONK Alfred	-	3	5	8	0.00	
		7	DURGE Ron	-	2	4	6	0.00	
		9	TIBBEN Stefan	-	1	3	4	0.00	
		10	LIJSSEN Martin	-	-	-	-		
		6	OOMEN Harry	-	-	-	-		
		14	REEKERS Johan	-	-	-	-		
		5	VENDERBOSCH Andre	-	-	-	-		
		11	van der BROEK Edwin	-	-	-	-		
	Total Team				7	12	27	46	3.50

Scoring Servers		Rk	No	Name	Succ	Faults	Cont	Total	Avg
	1	8	TIMMERMAN Edwin	-	-	8	8	0.00	
		3	AALDERS Henk	-	-	5	5	0.00	
		4	OONK Alfred	-	-	5	5	0.00	
		1	TOP Pieter	-	-	4	4	0.00	
		12	VERSTAPPEN Johan	-	1	3	4	0.00	
		7	DURGE Ron	-	-	3	3	0.00	
		6	OOMEN Harry	-	1	2	3	0.00	
		9	TIBBEN Stefan	-	-	2	2	0.00	
		10	LIJSSEN Martin	-	-	-	-		
		14	REEKERS Johan	-	-	-	-		
		5	VENDERBOSCH Andre	-	-	-	-		
		11	van der BROEK Edwin	-	-	-	-		
	Total Team				-	2	32	34	0.00

Team	Opponent Errors & Team Faults	12	8
------	-------------------------------	----	---

Legend:									
Rk	Rank	Succ	Successes	Cont	Continues	Succ %	Success %	Avg	Average per set

PROVISIONAL


Match No 10  
Start Time: 16:00


GER vs NED  
2 0


Spectators:

Team	Sets	1	2	3	4	5	Total
GER	2	25	25	0			50
NED	0	14	19	0			33
	Minutes	18	0				18

## NED - Netherlands

Non-Scoring Diggers		Rk	No	Name	Exc	Faults	Cont	Total	Avg
	1	5	VENDERBOSCH Andre	3	3	2	8	1.50	
	2	3	AALDERS Henk	1	3	1	5	0.50	
		4	OONK Alfred	1	2	2	5	0.50	
	4	6	OOMEN Harry	-	1	6	7	0.00	
		1	TOP Pieter	-	1	5	6	0.00	
		7	DURGE Ron	-	1	4	5	0.00	
		8	TIMMERMAN Edwin	-	2	2	4	0.00	
		12	VERSTAPPEN Johan	-	-	1	1	0.00	
		10	LIJSSEN Martin	-	-	-	-	-	
		14	REEKERS Johan	-	-	-	-	-	
		9	TIBBEN Stefan	-	-	-	-	-	
	11	van der BROEK Edwin	-	-	-	-	-		
Total Team				5	13	23	41	2.50	

Non-Scoring Setters		Rk	No	Name	Exc	Faults	Cont	Total	Avg
	1	4	OONK Alfred	7	-	17	24	3.50	
	2	7	DURGE Ron	4	-	11	15	2.00	
	3	6	OOMEN Harry	2	1	8	11	1.00	
	4	9	TIBBEN Stefan	-	-	2	2	0.00	
		8	TIMMERMAN Edwin	-	-	1	1	0.00	
		1	TOP Pieter	-	-	1	1	0.00	
		5	VENDERBOSCH Andre	-	-	1	1	0.00	
		3	AALDERS Henk	-	-	-	-	-	
		10	LIJSSEN Martin	-	-	-	-	-	
		14	REEKERS Johan	-	-	-	-	-	
		12	VERSTAPPEN Johan	-	-	-	-	-	
	11	van der BROEK Edwin	-	-	-	-	-		
Total Team				13	1	41	55	6.50	

Non-Scoring Receivers		Rk	No	Name	Exc	Faults	Cont	Total	Eff %
	1	1	TOP Pieter	8	-	3	11	72.73	
	2	5	VENDERBOSCH Andre	15	2	3	20	65.00	
		7	DURGE Ron	3	-	-	3	-	
		6	OOMEN Harry	2	-	-	2	-	
		4	OONK Alfred	2	-	-	2	-	
		3	AALDERS Henk	-	-	-	-	-	
		10	LIJSSEN Martin	-	-	-	-	-	
		14	REEKERS Johan	-	-	-	-	-	
		9	TIBBEN Stefan	-	-	-	-	-	
		8	TIMMERMAN Edwin	-	-	-	-	-	
		12	VERSTAPPEN Johan	-	-	-	-	-	
	11	van der BROEK Edwin	-	-	-	-	-		
Total Team				30	2	6	38	73.68	

Limit  
25.00%

Legend:									
Rk	Rank	Exc	Excellent	Cont	Continues	Eff %	Efficiency %	Avg	Average per set

PROVISIONAL

PRNVS00000077.00073 00102117:11V010

Match No: 10  
Start Time: 16:00

GER vs NED  
3 0

Spectators: 1355

Team	Sets	1	2	3	Total
GER	3	25	25	25	75
NED	0	14	19	21	54
	Minutes	18	23	22	63

Referees: SOLVANG Jan Otto (NOR) & SOEDERHOLM Seppo (FIN)

GER - Germany							NED - Netherlands								
No	Name	1	2	3	4	5	Pts	No	Name	1	2	3	4	5	Pts
1	SCHIFFLER Alexander							1	TOP Pieter	■	■	■			10
2	STETTNER Ferenc	■	■	■			4	3	AALDERS Henk	■	■	■			8
3	RENGER Thomas	■	■	■			3	4	OONK Alfred	■	■	■			3
5	HAUSSIG Uwe							5	L VENDERBOSCH Andre	L	L	L			
6	SOICKE Siegmund	■	■	■			1	6	OOMEN Harry		■				
7	von der TRENCK Stefan						1	7	DURGE Ron	■		■			3
8	MIMBERG Dirk	■	■	■			14	8	TIMMERMAN Edwin	■	■	■			4
9	SCHRAPP Juergen	■	■	■			11	9	TIBBEN Stefan		■				1
10	WISCHNEWSKI Stefan							10	LJJSSEN Martin						
11	RICKMANN Martin							11	van der BROEK Edwin						
12	BARSCH Steffen	■	■	■			12	12	VERSTAPPEN Johan	■		■			7
								14	REEKERS Johan						
<b>Head Coach:</b> DE HAAN Jouke							<b>Head Coach:</b> JANSEN Kees								
<b>Assistant:</b> WILKENS Andreas							<b>Assistant:</b> BANFI Jozef								

### TEAM AND PLAYER PERFORMANCES

Won	Total Atts	No	Name	Scoring Skills	Won	Total Atts	No	Name
35	107	Total Team		Attack	24	82	Total Team	
13	32	8	MIMBERG Dirk		7	17	1	TOP Pieter
8	26	12	BARSCH Steffen		7	26	3	AALDERS Henk
7	21	9	SCHRAPP Juergen		4	11	12	VERSTAPPEN Johan
7	40	Total Team		Block	12	67	Total Team	
3	10	12	BARSCH Steffen		3	13	1	TOP Pieter
2	3	9	SCHRAPP Juergen		3	12	8	TIMMERMAN Edwin
1	3	2	STETTNER Ferenc	Serve	3	6	12	VERSTAPPEN Johan
4	73	Total Team				55	Total Team	
2	13	9	SCHRAPP Juergen					
1	13	2	STETTNER Ferenc	Opp Error			Total Team	
1	9	12	BARSCH Steffen				Total Team	
29		Total Team		Total	18		Total Team	
75	220	Total Team			54	204	Total Team	
14	14	8	MIMBERG Dirk	Best Scorer	10	10	1	TOP Pieter

**Legend:**

■ Starting line-up      □ Substitute      nn Team Captain      L Substitute libero  
 Pts Points scored      L Libero Player      Opp Opponent      Atts Attempts



PRNVS00000078.00083 00102117:21V010


Match No 10  
Start Time: 16:00

GER vs NED  
3 0


Spectators: 1355

Team	Sets	1	2	3	Total
GER	3	25	25	25	75
NED	0	14	19	21	54
	Minutes	18	23	22	63

## GER - Germany

Scoring Attackers		Rk	No	Name	Succ	Faults	Cont	Total	Succ %
		1	8	MIMBERG Dirk	13	5	14	32	40.63
		2	9	SCHRAPP Juergen	7	1	13	21	33.33
		3	12	BARSCH Steffen	8	3	15	26	30.77
		3		RENGER Thomas	3	2	4	9	
		7		von der TRENCK Stefan	1	-	8	9	
		6		SOICKE Siegmund	1	3	3	7	
		2		STETTNER Ferenc	2	-	-	2	
		1		SCHIFFLER Alexander	-	-	1	1	
		5		HAUSSIG Uwe	-	-	-	-	
		11		RICKMANN Martin	-	-	-	-	
		10		WISCHNEWSKI Stefan	-	-	-	-	
Limit 15.00%		Total Team			35	14	58	107	32.71

Scoring Blockers		Rk	No	Name	Succ	Faults	Cont	Total	Avg
		1	12	BARSCH Steffen	3	3	4	10	1.00
		2	9	SCHRAPP Juergen	2	1	-	3	0.67
		3	8	MIMBERG Dirk	1	1	7	9	0.33
		2		STETTNER Ferenc	1	1	1	3	0.33
		5	6	SOICKE Siegmund	-	3	4	7	0.00
		3		RENGER Thomas	-	2	3	5	0.00
		7		von der TRENCK Stefan	-	-	3	3	0.00
		5		HAUSSIG Uwe	-	-	-	-	
		11		RICKMANN Martin	-	-	-	-	
		1		SCHIFFLER Alexander	-	-	-	-	
	10		WISCHNEWSKI Stefan	-	-	-	-		
	Total Team			7	11	22	40	2.33	

Scoring Servers		Rk	No	Name	Succ	Faults	Cont	Total	Avg
		1	9	SCHRAPP Juergen	2	1	10	13	0.67
		2	2	STETTNER Ferenc	1	1	11	13	0.33
		12		BARSCH Steffen	1	1	7	9	0.33
		4	8	MIMBERG Dirk	-	1	13	14	0.00
		3		RENGER Thomas	-	1	12	13	0.00
		6		SOICKE Siegmund	-	1	10	11	0.00
		5		HAUSSIG Uwe	-	-	-	-	
		11		RICKMANN Martin	-	-	-	-	
		1		SCHIFFLER Alexander	-	-	-	-	
	10		WISCHNEWSKI Stefan	-	-	-	-		
	7		von der TRENCK Stefan	-	-	-	-		
	Total Team			4	6	63	73	1.33	

Team	Opponent Errors & Team Faults	29	4
------	-------------------------------	----	---

Legend:									
Rk	Rank	Succ	Successes	Cont	Continues	Succ %	Success %	Avg	Average per set

Match No 10  
Start Time: 16:00


GER vs NED  
3 0


Spectators: 1355

Team	Sets	1	2	3	Total
GER	3	25	25	25	75
NED	0	14	19	21	54
	Minutes	18	23	22	63

## GER - Germany

Non-Scoring Diggers		Rk	No	Name	Exc	Faults	Cont	Total	Avg
		1	8	MIMBERG Dirk	6	3	4	13	2.00
		2	2	STETTNER Ferenc	5	2	4	11	1.67
		3	9	SCHRAPP Juergen	4	1	6	11	1.33
		4	6	SOICKE Siegmund	3	2	7	12	1.00
		3	3	RENGER Thomas	3	3	3	9	1.00
		6	12	BARSCH Steffen	1	2	10	13	0.33
		7	10	WISCHNEWSKI Stefan	-	-	3	3	0.00
		1		SCHIFFLER Alexander	-	1	-	1	0.00
		7		von der TRENCK Stefan	-	1	-	1	0.00
		5		HAUSSIG Uwe	-	-	-	-	-
		11		RICKMANN Martin	-	-	-	-	-
Total Team					22	15	37	74	7.33

Non-Scoring Setters		Rk	No	Name	Exc	Faults	Cont	Total	Avg
		1	6	SOICKE Siegmund	17	1	28	46	5.67
		2	2	STETTNER Ferenc	6	-	19	25	2.00
		3	9	SCHRAPP Juergen	2	-	6	8	0.67
		8	8	MIMBERG Dirk	2	1	4	7	0.67
		5	12	BARSCH Steffen	1	-	2	3	0.33
		5		HAUSSIG Uwe	-	-	-	-	-
		3		RENGER Thomas	-	-	-	-	-
		11		RICKMANN Martin	-	-	-	-	-
		1		SCHIFFLER Alexander	-	-	-	-	-
		10		WISCHNEWSKI Stefan	-	-	-	-	-
		7		von der TRENCK Stefan	-	-	-	-	-
Total Team					28	2	59	89	9.33

Non-Scoring Receivers		Rk	No	Name	Exc	Faults	Cont	Total	Eff %
		1	3	RENGER Thomas	12	1	5	18	61.11
		12	12	BARSCH Steffen	5	-	3	8	
		10	10	WISCHNEWSKI Stefan	6	1	-	7	
		8	8	MIMBERG Dirk	6	-	-	6	
		9	9	SCHRAPP Juergen	4	-	1	5	
		6	6	SOICKE Siegmund	2	-	1	3	
		2	2	STETTNER Ferenc	2	-	-	2	
		5	5	HAUSSIG Uwe	-	-	-	-	
		11	11	RICKMANN Martin	-	-	-	-	
		1	1	SCHIFFLER Alexander	-	-	-	-	
		7	7	von der TRENCK Stefan	-	-	-	-	
Total Team					37	2	10	49	71.43

Limit

25.00%

Legend:

Rk Rank      Exc Excellent      Cont Continues      Eff % Efficiency %      Avg Average per set


Match No 10  
Start Time: 16:00


GER vs NED  
3 0


Spectators: 1355

Team	Sets	1	2	3	Total
GER	3	25	25	25	75
NED	0	14	19	21	54
	Minutes	18	23	22	63

## NED - Netherlands

Scoring Attackers		Rk	No	Name	Succ	Faults	Cont	Total	Succ %
	1	1	TOP Pieter	7	4	6	17	41.18	
	2	3	AALDERS Henk	7	4	15	26	26.92	
		12	VERSTAPPEN Johan	4	1	6	11		
		7	DURGE Ron	3	2	4	9		
		8	TIMMERMAN Edwin	1	2	4	7		
		9	TIBBEN Stefan	1	3	2	6		
		4	OONK Alfred	1	-	3	4		
		6	OOMEN Harry	-	-	1	1		
		5	VENDERBOSCH Andre	-	-	1	1		
		10	LIJSSEN Martin	-	-	-	-		
		14	REEKERS Johan	-	-	-	-		
		11	van der BROEK Edwin	-	-	-	-		
	Limit 15.00%	Total Team			24	16	42	82	29.27

Scoring Blockers		Rk	No	Name	Succ	Faults	Cont	Total	Avg
	1	1	TOP Pieter	3	3	7	13	1.00	
		8	TIMMERMAN Edwin	3	3	6	12	1.00	
		12	VERSTAPPEN Johan	3	1	2	6	1.00	
	4	4	OONK Alfred	2	5	7	14	0.67	
	5	3	AALDERS Henk	1	4	5	10	0.33	
	6	7	DURGE Ron	-	3	5	8	0.00	
		9	TIBBEN Stefan	-	1	3	4	0.00	
		10	LIJSSEN Martin	-	-	-	-		
		6	OOMEN Harry	-	-	-	-		
		14	REEKERS Johan	-	-	-	-		
		5	VENDERBOSCH Andre	-	-	-	-		
		11	van der BROEK Edwin	-	-	-	-		
Total Team			12	20	35	67	4.00		

Scoring Servers		Rk	No	Name	Succ	Faults	Cont	Total	Avg
	1	3	AALDERS Henk	-	-	12	12	0.00	
		8	TIMMERMAN Edwin	-	-	10	10	0.00	
		12	VERSTAPPEN Johan	-	1	9	10	0.00	
		4	OONK Alfred	-	1	6	7	0.00	
		1	TOP Pieter	-	1	5	6	0.00	
		7	DURGE Ron	-	-	5	5	0.00	
		6	OOMEN Harry	-	1	2	3	0.00	
		9	TIBBEN Stefan	-	-	2	2	0.00	
		10	LIJSSEN Martin	-	-	-	-		
		14	REEKERS Johan	-	-	-	-		
		5	VENDERBOSCH Andre	-	-	-	-		
		11	van der BROEK Edwin	-	-	-	-		
	Total Team			-	4	51	55	0.00	

Team	Opponent Errors & Team Faults	18	8
------	-------------------------------	----	---

Legend:									
Rk	Rank	Succ	Successes	Cont	Continues	Succ %	Success %	Avg	Average per set

Match No 10  
Start Time: 16:00


GER vs NED  
3 0


Spectators: 1355

Team	Sets	1	2	3	Total
GER	3	25	25	25	75
NED	0	14	19	21	54
	Minutes	18	23	22	63

## NED · Netherlands

Non-Scoring Diggers		Rk	No	Name	Exc	Faults	Cont	Total	Avg
	1	5	VENDERBOSCH Andre	3	4	4	11	1.00	
	2	1	TOP Pieter	2	3	5	10	0.67	
	3	3	AALDERS Henk	2	4	2	8	0.67	
	4	4	OONK Alfred	1	3	3	7	0.33	
	12	12	VERSTAPPEN Johan	1	-	1	2	0.33	
	6	7	DURGE Ron	-	4	6	10	0.00	
	6	6	OOMEN Harry	-	2	6	8	0.00	
	8	8	TIMMERMAN Edwin	-	2	2	4	0.00	
	10	10	LIJSSEN Martin	-	-	-	-	-	
	14	14	REEKERS Johan	-	-	-	-	-	
	9	9	TIBBEN Stefan	-	-	-	-	-	
11	11	van der BROEK Edwin	-	-	-	-	-		
Total Team				9	22	29	60	3.00	

Non-Scoring Setters		Rk	No	Name	Exc	Faults	Cont	Total	Avg
	1	4	OONK Alfred	13	-	24	37	4.33	
	2	7	DURGE Ron	5	-	14	19	1.67	
	3	6	OOMEN Harry	2	1	8	11	0.67	
	1	1	TOP Pieter	2	-	1	3	0.67	
	5	8	TIMMERMAN Edwin	-	-	3	3	0.00	
	9	9	TIBBEN Stefan	-	-	2	2	0.00	
	3	3	AALDERS Henk	-	-	1	1	0.00	
	5	5	VENDERBOSCH Andre	-	-	1	1	0.00	
	10	10	LIJSSEN Martin	-	-	-	-	-	
	14	14	REEKERS Johan	-	-	-	-	-	
	12	12	VERSTAPPEN Johan	-	-	-	-	-	
11	11	van der BROEK Edwin	-	-	-	-	-		
Total Team				22	1	54	77	7.33	

Non-Scoring Receivers		Rk	No	Name	Exc	Faults	Cont	Total	Eff %
	1	5	VENDERBOSCH Andre	25	3	4	32	68.75	
	1	1	TOP Pieter	9	-	4	13	-	
	3	3	AALDERS Henk	2	-	1	3	-	
	7	7	DURGE Ron	3	-	-	3	-	
	6	6	OOMEN Harry	2	-	-	2	-	
	4	4	OONK Alfred	2	-	-	2	-	
	12	12	VERSTAPPEN Johan	2	-	-	2	-	
	10	10	LIJSSEN Martin	-	-	-	-	-	
	14	14	REEKERS Johan	-	-	-	-	-	
	9	9	TIBBEN Stefan	-	-	-	-	-	
	8	8	TIMMERMAN Edwin	-	-	-	-	-	
11	11	van der BROEK Edwin	-	-	-	-	-		
Total Team				45	3	9	57	73.68	

Limit

25.00%

Legend:


Rk Rank      Exc Excellent      Cont Continues      Eff % Efficiency %      Avg Average per set


PRNVS00000079.00084A 00102117:24V010




## GER - Germany

After 2 Matches

Scoring Attackers	No	Name	MP	SP	Succ	Faults	Cont	Total	Succ %
		1	SCHIFFLER Alexander	2	6	3	-	5	8
	2	STETTNER Ferenc	2	6	4	-	1	5	80.00
	3	RENGER Thomas	2	6	6	4	10	20	30.00
	5	HAUSSIG Uwe	2	6	1	-	1	2	50.00
	6	SOICKE Siegmund	2	6	1	5	5	11	9.09
	7	von der TRENCK Stefan	2	6	1	-	8	9	11.11
	8	MIMBERG Dirk	2	6	18	7	18	43	41.86
	9	SCHRAPP Juergen	2	6	17	1	20	38	44.74
	10	WISCHNEWSKI Stefan	2	6	-	-	-	-	0.00
	11	RICKMANN Martin	2	6	3	2	1	6	50.00
	12	BARSCHE Steffen	2	6	9	5	18	32	28.13
	Team Totals		2	6	63	24	87	174	36.21

Scoring Blockers	No	Name	MP	SP	Succ	Faults	Cont	Total	Avg
		1	SCHIFFLER Alexander	2	6	-	-	3	3
	2	STETTNER Ferenc	2	6	3	1	3	7	0.50
	3	RENGER Thomas	2	6	2	4	6	12	0.33
	5	HAUSSIG Uwe	2	6	-	-	1	1	0.00
	6	SOICKE Siegmund	2	6	2	5	7	14	0.33
	7	von der TRENCK Stefan	2	6	-	1	3	4	0.00
	8	MIMBERG Dirk	2	6	1	2	10	13	0.17
	9	SCHRAPP Juergen	2	6	2	3	7	12	0.33
	10	WISCHNEWSKI Stefan	2	6	-	-	-	-	0.00
	11	RICKMANN Martin	2	6	2	2	2	6	0.33
	12	BARSCHE Steffen	2	6	4	4	7	15	0.67
	Team Totals		2	6	16	22	49	87	2.67

Scoring Servers	No	Name	MP	SP	Succ	Faults	Cont	Total	Avg
		1	SCHIFFLER Alexander	2	6	-	1	1	2
	2	STETTNER Ferenc	2	6	4	4	18	26	0.67
	3	RENGER Thomas	2	6	-	2	18	20	0.00
	5	HAUSSIG Uwe	2	6	-	-	-	-	0.00
	6	SOICKE Siegmund	2	6	-	1	16	17	0.00
	7	von der TRENCK Stefan	2	6	-	-	-	-	0.00
	8	MIMBERG Dirk	2	6	-	4	26	30	0.00
	9	SCHRAPP Juergen	2	6	5	3	21	29	0.83
	10	WISCHNEWSKI Stefan	2	6	-	-	-	-	0.00
	11	RICKMANN Martin	2	6	-	1	8	9	0.00
	12	BARSCHE Steffen	2	6	2	1	10	13	0.33
	Team Totals		2	6	11	17	118	146	1.83


Team	Opponent Errors & Team Faults	60	6
------	-------------------------------	----	---


Legend:


Succ	Successes	Cont	Continues	Succ %	Success %	Avg	Average per set	MP	Matches Played
SP	Team Sets Played								

## GER - Germany

After 2 Matches

Non-Scoring Diggers		No	Name	MP	SP	Exc	Faults	Cont	Total	Avg
		1	SCHIFFLER Alexander	2	6	1	1	-	2	0.17
		2	STETTNER Ferenc	2	6	6	4	4	14	1.00
		3	RENGER Thomas	2	6	10	4	5	19	1.67
		5	HAUSSIG Uwe	2	6	-	1	-	1	0.00
		6	SOICKE Siegmund	2	6	5	4	10	19	0.83
		7	von der TRENCK Stefan	2	6	-	1	-	1	0.00
		8	MIMBERG Dirk	2	6	8	3	5	16	1.33
		9	SCHRAPP Juergen	2	6	11	2	7	20	1.83
		10	WISCHNEWSKI Stefan	2	6	1	-	4	5	0.17
		11	RICKMANN Martin	2	6	7	-	1	8	1.17
		12	BARSCHE Steffen	2	6	2	2	11	15	0.33
			Team Totals		2	6	51	22	47	120

Non-Scoring Setters		No	Name	MP	SP	Exc	Faults	Cont	Total	Avg
		1	SCHIFFLER Alexander	2	6	-	-	1	1	0.00
		2	STETTNER Ferenc	2	6	14	-	37	51	2.33
		3	RENGER Thomas	2	6	-	-	1	1	0.00
		5	HAUSSIG Uwe	2	6	1	-	-	1	0.17
		6	SOICKE Siegmund	2	6	34	1	36	71	5.67
		7	von der TRENCK Stefan	2	6	-	-	2	2	0.00
		8	MIMBERG Dirk	2	6	2	1	6	9	0.33
		9	SCHRAPP Juergen	2	6	2	-	10	12	0.33
		10	WISCHNEWSKI Stefan	2	6	-	-	1	1	0.00
		11	RICKMANN Martin	2	6	1	-	2	3	0.17
		12	BARSCHE Steffen	2	6	1	-	3	4	0.17
			Team Totals		2	6	55	2	99	156

Non-Scoring Receivers		No	Name	MP	SP	Exc	Faults	Cont	Total	Eff %
		1	SCHIFFLER Alexander	2	6	1	-	1	2	50.00
		2	STETTNER Ferenc	2	6	3	-	-	3	100.0
		3	RENGER Thomas	2	6	19	1	7	27	66.67
		5	HAUSSIG Uwe	2	6	1	-	-	1	100.0
		6	SOICKE Siegmund	2	6	3	-	2	5	60.00
		7	von der TRENCK Stefan	2	6	-	-	-	-	0.00
		8	MIMBERG Dirk	2	6	6	-	2	8	75.00
		9	SCHRAPP Juergen	2	6	8	-	1	9	88.89
		10	WISCHNEWSKI Stefan	2	6	6	1	-	7	71.43
		11	RICKMANN Martin	2	6	8	-	1	9	88.89
		12	BARSCHE Steffen	2	6	8	-	3	11	72.73
			Team Totals		2	6	63	2	17	82

Legend:


Exc	Excellent	Cont	Continues	Eff %	Efficiency %	Avg	Average per set	MP	Matches Played
SP	Team Sets Played								





PRNVS0000007A.00084A 00102117:25V010

## NED · Netherlands

After 2 Matches

Scoring Attackers	No	Name	MP	SP	Succ	Faults	Cont	Total	Succ %	
	1	TOP Pieter	2	6	11	5	16	32	34.38	
	3	AALDERS Henk	2	6	17	5	27	49	34.69	
	4	OONK Alfred	2	6	3	1	7	11	27.27	
	5	VENDERBOSCH Andre	2	6	-	-	1	1	0.00	
	6	OOMEN Harry	2	6	-	-	1	1	0.00	
	7	DURGE Ron	2	6	7	2	5	14	50.00	
	8	TIMMERMAN Edwin	2	6	4	6	8	18	22.22	
	9	TIBBEN Stefan	2	6	6	6	4	16	37.50	
	10	LIJSSEN Martin	2	6	-	-	-	-	0.00	
	11	van der BROEK Edwin	2	6	-	-	-	-	0.00	
	12	VERSTAPPEN Johan	2	6	8	2	9	19	42.11	
	14	REEKERS Johan	2	6	-	-	-	-	0.00	
	Team Totals			2	6	56	27	78	161	34.78

Scoring Blockers	No	Name	MP	SP	Succ	Faults	Cont	Total	Avg	
	1	TOP Pieter	2	6	5	5	10	20	0.83	
	3	AALDERS Henk	2	6	1	7	7	15	0.17	
	4	OONK Alfred	2	6	2	10	8	20	0.33	
	5	VENDERBOSCH Andre	2	6	-	-	-	-	0.00	
	6	OOMEN Harry	2	6	-	-	-	-	0.00	
	7	DURGE Ron	2	6	-	3	5	8	0.00	
	8	TIMMERMAN Edwin	2	6	3	6	11	20	0.50	
	9	TIBBEN Stefan	2	6	-	5	8	13	0.00	
	10	LIJSSEN Martin	2	6	-	-	-	-	0.00	
	11	van der BROEK Edwin	2	6	-	-	-	-	0.00	
	12	VERSTAPPEN Johan	2	6	5	5	2	12	0.83	
	14	REEKERS Johan	2	6	-	1	-	1	0.00	
	Team Totals			2	6	16	42	51	109	2.67

Scoring Servers	No	Name	MP	SP	Succ	Faults	Cont	Total	Avg	
	1	TOP Pieter	2	6	-	2	12	14	0.00	
	3	AALDERS Henk	2	6	-	4	22	26	0.00	
	4	OONK Alfred	2	6	-	1	12	13	0.00	
	5	VENDERBOSCH Andre	2	6	-	-	-	-	0.00	
	6	OOMEN Harry	2	6	-	1	4	5	0.00	
	7	DURGE Ron	2	6	-	-	10	10	0.00	
	8	TIMMERMAN Edwin	2	6	-	-	19	19	0.00	
	9	TIBBEN Stefan	2	6	-	-	4	4	0.00	
	10	LIJSSEN Martin	2	6	-	-	-	-	0.00	
	11	van der BROEK Edwin	2	6	-	-	-	-	0.00	
	12	VERSTAPPEN Johan	2	6	-	1	13	14	0.00	
	14	REEKERS Johan	2	6	-	1	1	2	0.00	
	Team Totals			2	6	-	10	97	107	0.00


Team	Opponent Errors & Team Faults	33	23
------	-------------------------------	----	----


Legend:


Succ	Successes	Cont	Continues	Succ %	Success %	Avg	Average per set	MP	Matches Played
SP	Team Sets Played								

## NED · Netherlands

After 2 Matches

Non-Scoring Diggers	No	Name	MP	SP	Exc	Faults	Cont	Total	Avg	
	1	TOP Pieter	2	6	2	5	8	15	0.33	
	3	AALDERS Henk	2	6	4	7	6	17	0.67	
	4	OONK Alfred	2	6	5	4	15	24	0.83	
	5	VENDERBOSCH Andre	2	6	4	6	5	15	0.67	
	6	OOMEN Harry	2	6	2	3	9	14	0.33	
	7	DURGE Ron	2	6	4	5	10	19	0.67	
	8	TIMMERMAN Edwin	2	6	-	2	2	4	0.00	
	9	TIBBEN Stefan	2	6	-	1	1	2	0.00	
	10	LIJSSEN Martin	2	6	-	-	-	-	0.00	
	11	van der BROEK Edwin	2	6	-	-	-	-	0.00	
	12	VERSTAPPEN Johan	2	6	1	-	1	2	0.17	
	14	REEKERS Johan	2	6	-	-	1	1	0.00	
	Team Totals			2	6	22	33	58	113	3.67

Non-Scoring Setters	No	Name	MP	SP	Exc	Faults	Cont	Total	Avg	
	1	TOP Pieter	2	6	2	-	3	5	0.33	
	3	AALDERS Henk	2	6	1	-	5	6	0.17	
	4	OONK Alfred	2	6	30	1	38	69	5.00	
	5	VENDERBOSCH Andre	2	6	1	-	3	4	0.17	
	6	OOMEN Harry	2	6	8	2	19	29	1.33	
	7	DURGE Ron	2	6	6	-	17	23	1.00	
	8	TIMMERMAN Edwin	2	6	-	-	4	4	0.00	
	9	TIBBEN Stefan	2	6	1	-	2	3	0.17	
	10	LIJSSEN Martin	2	6	-	-	-	-	0.00	
	11	van der BROEK Edwin	2	6	-	-	-	-	0.00	
	12	VERSTAPPEN Johan	2	6	-	-	-	-	0.00	
	14	REEKERS Johan	2	6	1	-	-	1	0.17	
	Team Totals			2	6	50	3	91	144	8.33

Non-Scoring Receivers	No	Name	MP	SP	Exc	Faults	Cont	Total	Eff %	
	1	TOP Pieter	2	6	18	-	6	24	75.00	
	3	AALDERS Henk	2	6	11	1	1	13	76.92	
	4	OONK Alfred	2	6	3	2	-	5	20.00	
	5	VENDERBOSCH Andre	2	6	43	3	5	51	78.43	
	6	OOMEN Harry	2	6	2	2	-	4	0.00	
	7	DURGE Ron	2	6	9	2	1	12	58.33	
	8	TIMMERMAN Edwin	2	6	1	-	-	1	100.00	
	9	TIBBEN Stefan	2	6	-	-	-	-	0.00	
	10	LIJSSEN Martin	2	6	-	-	-	-	0.00	
	11	van der BROEK Edwin	2	6	-	-	-	-	0.00	
	12	VERSTAPPEN Johan	2	6	2	-	-	2	100.00	
	14	REEKERS Johan	2	6	2	1	-	3	33.33	
	Team Totals			2	6	91	11	13	115	69.57

Legend:									
Exc	Excellent	Cont	Continues	Eff %	Efficiency %	Avg	Average per set	MP	Matches Played
SP	Team Sets Played								

PRNVS0000007B.00073 00102118:14V01U

SAT 21 OCT 2000

P2

PAVILION 3

Match No: 11  
Start Time: 17:30

FIN vs KOR  
2 vs 0

Spectators:

Team	Sets	1	2	3	4	5	Total
FIN	2	25	25	0			50
KOR	0	16	14	0			30
	Minutes	15	0				15

Referees: VAN DE LOO Henricus (NED) & KHOEINI Hossein (IRI)

FIN ■ Finland								KOR ■ Korea							
No	Name	1	2	3	4	5	Pts	No	Name	1	2	3	4	5	Pts
1	PYNNOENEN Allan	□	■				2	1	YOON Chul-Ho	■	■				1
2	HAENNINEN Keijo							2	PARK Woo-Sung						
3	L HEINO Jari	L	L					3	PARK Hyun-Dong	■	■				3
4	LAINEN Jukka	■	■				4	4	LEE Jun-Hmm						
6	KAPIAINEN Petri	□	□				2	5	L KIM Bong-Ju	L	L				
7	TERVO Sami							6	KANG Duck-Chan	■	■				4
8	MELANEN Lauri	■	■				9	7	JEON Seon-Ju	■	■				
9	TUOMINEN Veli-Matti	■					2	8	KIM Sung-Hoon	■	■				7
10	PULLI Matti	■	■				3	9	SEO Gu-Hwaun	■	■				1
11	VENAELAEINEN Olavi	■	■				5	10	BACK Young-Kil						
12	VISTBACKA Aulis	■	■				3	11	NA Myung-Jong			□			1
								12	MOON Kyoung-Rok						
Head Coach: VARE Timo								Head Coach: PARK Tae-Hyun							
Assistant:								Assistant:							

## TEAM AND PLAYER PERFORMANCES

Won	Total Atts	No	Name	Scoring Skills	Won	Total Atts	No	Name
21	58	Total Team		Attack	12	53	Total Team	
6	13	8	MELANEN Lauri		5	10	8	KIM Sung-Hoon
5	13	11	VENAELAEINEN Olavi		3	11	6	KANG Duck-Chan
3	12	10	PULLI Matti		1	10	1	YOON Chul-Ho
5	19	Total Team		Block	4	20	Total Team	
2	7	4	LAINEN Jukka		2	3	3	PARK Hyun-Dong
1	2	1	PYNNOENEN Allan		1	4	6	KANG Duck-Chan
1	1	6	KAPIAINEN Petri		1	5	8	KIM Sung-Hoon
4	49	Total Team		Serve	1	31	Total Team	
2	10	8	MELANEN Lauri		1	6	8	KIM Sung-Hoon
1	3	6	KAPIAINEN Petri					
1	9	12	VISTBACKA Aulis					
20		Total Team		Opp Error	13		Total Team	
50	126	Total Team			Total	30	104	Total Team
9	9	8	MELANEN Lauri	Best Scorer	7	7	8	KIM Sung-Hoon

Jury President:

Signature:

### Legend:

■ Starting line-up      □ Substitute      nn Team Captain      L Substitute libero  
 Pts Points scored      L Libero Player      Opp Opponent      Atts Attempts

PROVISIONAL

PRNVS0000007C.00083 00102118:14V01U

Match No 11  
Start Time: 17:30


FIN vs KOR  
2 0

Spectators:

Team	Sets	1	2	3	4	5	Total
FIN	2	25	25	0			50
KOR	0	16	14	0			30
	Minutes	15	0				15

## FIN - Finland

Scoring Attackers		Rk	No	Name	Succ	Faults	Cont	Total	Succ %
	1	8	MELANEN Lauri	6	2	5	13	46.15	
	2	11	VENAELAEINEN Olavi	5	3	5	13	38.46	
	3	10	PULLI Matti	3	1	8	12	25.00	
	4		LAINNE Jukka	2	2	3	7		
	12		VISTBACKA Aulis	2	-	4	6		
	1		PYNNOENEN Allan	1	-	2	3		
	9		TUOMINEN Veli-Matti	2	-	1	3		
	6		KAPIAINEN Petri	-	-	1	1		
	2		HAENNINEN Keijo	-	-	-	-		
	3		HEINO Jari	-	-	-	-		
	7		TERVO Sami	-	-	-	-		
	Limit 15.00%		Total Team			21	8	29	58

Scoring Blockers		Rk	No	Name	Succ	Faults	Cont	Total	Avg
	1	4	LAINNE Jukka	2	1	4	7	1.00	
	2	8	MELANEN Lauri	1	-	1	2	0.50	
	1		PYNNOENEN Allan	1	1	-	2	0.50	
	6		KAPIAINEN Petri	1	-	-	1	0.50	
	5	10	PULLI Matti	-	2	1	3	0.00	
	12		VISTBACKA Aulis	-	1	2	3	0.00	
	9		TUOMINEN Veli-Matti	-	-	1	1	0.00	
	2		HAENNINEN Keijo	-	-	-	-		
	3		HEINO Jari	-	-	-	-		
	7		TERVO Sami	-	-	-	-		
	11		VENAELAEINEN Olavi	-	-	-	-		
		Total Team			5	5	9	19	2.50

Scoring Servers		Rk	No	Name	Succ	Faults	Cont	Total	Avg
	1	8	MELANEN Lauri	2	-	8	10	1.00	
	2	12	VISTBACKA Aulis	1	-	8	9	0.50	
	6		KAPIAINEN Petri	1	-	2	3	0.50	
	4	10	PULLI Matti	-	-	11	11	0.00	
	11		VENAELAEINEN Olavi	-	2	4	6	0.00	
	4		LAINNE Jukka	-	1	3	4	0.00	
	9		TUOMINEN Veli-Matti	-	2	2	4	0.00	
	1		PYNNOENEN Allan	-	1	1	2	0.00	
	2		HAENNINEN Keijo	-	-	-	-		
	3		HEINO Jari	-	-	-	-		
7		TERVO Sami	-	-	-	-			
		Total Team			4	6	39	49	2.00

Team	Opponent Errors & Team Faults	20	5
------	-------------------------------	----	---

Legend:									
Rk	Rank	Succ	Successes	Cont	Continues	Succ %	Success %	Avg	Average per set

PROVISIONAL

Match No 11  
Start Time: 17:30


FIN vs KOR  
2 0


Spectators:

Team	Sets	1	2	3	4	5	Total
FIN	2	25	25	0			50
KOR	0	16	14	0			30
	Minutes	15	0				15

## FIN - Finland

Non-Scoring Diggers		Rk	No	Name	Exc	Faults	Cont	Total	Avg
	1	11	VENAELAEINEN Olavi	4	3	3	10	2.00	
	2	1	PYNNOENEN Allan	3	-	1	4	1.50	
	3	8	MELANEN Lauri	2	-	2	4	1.00	
	10		PULLI Matti	2	-	1	3	1.00	
	4		LAINE Jukka	2	-	-	2	1.00	
	6	12	VISTBACKA Aulis	1	1	1	3	0.50	
	3		HEINO Jari	1	-	-	1	0.50	
	8	9	TUOMINEN Veli-Matti	-	1	3	4	0.00	
	6		KAPIAINEN Petri	-	-	1	1	0.00	
	2		HAENNINEN Keijo	-	-	-	-	-	
7		TERVO Sami	-	-	-	-	-		
Total Team				15	5	12	32	7.50	

Non-Scoring Setters		Rk	No	Name	Exc	Faults	Cont	Total	Avg
	1	10	PULLI Matti	6	-	11	17	3.00	
	2	11	VENAELAEINEN Olavi	3	-	4	7	1.50	
	3	8	MELANEN Lauri	2	-	5	7	1.00	
	4		LAINE Jukka	2	-	4	6	1.00	
	5	1	PYNNOENEN Allan	1	-	1	2	0.50	
	6	6	KAPIAINEN Petri	-	-	1	1	0.00	
	2		HAENNINEN Keijo	-	-	-	-	-	
	3		HEINO Jari	-	-	-	-	-	
	7		TERVO Sami	-	-	-	-	-	
	9		TUOMINEN Veli-Matti	-	-	-	-	-	
12		VISTBACKA Aulis	-	-	-	-	-		
Total Team				14	-	26	40	7.00	

Non-Scoring Receivers		Rk	No	Name	Exc	Faults	Cont	Total	Eff %
	4		LAINE Jukka	4	-	1	5		
	8		MELANEN Lauri	5	-	-	5		
	11		VENAELAEINEN Olavi	5	-	-	5		
	6		KAPIAINEN Petri	2	-	1	3		
	9		TUOMINEN Veli-Matti	2	1	-	3		
	1		PYNNOENEN Allan	1	-	1	2		
	12		VISTBACKA Aulis	1	-	-	1		
	2		HAENNINEN Keijo	-	-	-	-		
	3		HEINO Jari	-	-	-	-		
	10		PULLI Matti	-	-	-	-		
7		TERVO Sami	-	-	-	-			
Total Team				20	1	3	24	79.17	

Limit

25.00%

Legend:									
Rk	Rank	Exc	Excellent	Cont	Continues	Eff %	Efficiency %	Avg	Average per set

PROVISIONAL



Match No 11  
Start Time: 17:30

FIN vs KOR  
2 0


Spectators:

Team	Sets	1	2	3	4	5	Total
FIN	2	25	25	0			50
KOR	0	16	14	0			30
	Minutes	15	0				15

## KOR - Korea

Scoring Attackers		Rk	No	Name	Succ	Faults	Cont	Total	Succ %
	1	8	KIM Sung-Hoon	5	2	3	10	50.00	
	2	6	KANG Duck-Chan	3	4	4	11	27.27	
		1	YOON Chul-Ho	1	3	6	10		
		9	SEO Gu-Hwaun	1	2	5	8		
		3	PARK Hyun-Dong	1	2	4	7		
		7	JEON Seon-Ju	-	1	3	4		
		5	KIM Bong-Ju	-	-	2	2		
		11	NA Myung-Jong	1	-	-	1		
		10	BACK Young-Kil	-	-	-	-		
		4	LEE Jun-Hmm	-	-	-	-		
		12	MOON Kyoung-Rok	-	-	-	-		
		2	PARK Woo-Sung	-	-	-	-		
Limit 15.00%	Total Team			12	14	27	53	22.64	

Scoring Blockers		Rk	No	Name	Succ	Faults	Cont	Total	Avg
	1	3	PARK Hyun-Dong	2	1	-	3	1.00	
	2	8	KIM Sung-Hoon	1	2	2	5	0.50	
		6	KANG Duck-Chan	1	3	-	4	0.50	
	4	7	JEON Seon-Ju	-	-	3	3	0.00	
		9	SEO Gu-Hwaun	-	2	1	3	0.00	
		11	NA Myung-Jong	-	-	1	1	0.00	
		1	YOON Chul-Ho	-	1	-	1	0.00	
		10	BACK Young-Kil	-	-	-	-		
		5	KIM Bong-Ju	-	-	-	-		
		4	LEE Jun-Hmm	-	-	-	-		
		12	MOON Kyoung-Rok	-	-	-	-		
		2	PARK Woo-Sung	-	-	-	-		
Total Team			4	9	7	20	2.00		

Scoring Servers		Rk	No	Name	Succ	Faults	Cont	Total	Avg
	1	8	KIM Sung-Hoon	1	2	3	6	0.50	
	2	7	JEON Seon-Ju	-	-	6	6	0.00	
		1	YOON Chul-Ho	-	1	5	6	0.00	
		6	KANG Duck-Chan	-	1	3	4	0.00	
		9	SEO Gu-Hwaun	-	-	4	4	0.00	
		3	PARK Hyun-Dong	-	1	2	3	0.00	
		11	NA Myung-Jong	-	-	2	2	0.00	
		10	BACK Young-Kil	-	-	-	-		
		5	KIM Bong-Ju	-	-	-	-		
		4	LEE Jun-Hmm	-	-	-	-		
		12	MOON Kyoung-Rok	-	-	-	-		
		2	PARK Woo-Sung	-	-	-	-		
Total Team			1	5	25	31	0.50		

Team	Opponent Errors & Team Faults	13	7
------	-------------------------------	----	---

Legend:									
Rk	Rank	Succ	Successes	Cont	Continues	Succ %	Success %	Avg	Average per set

PROVISIONAL

Match No 11  
Start Time: 17:30

FIN vs KOR  
2 0


Spectators:

Team	Sets	1	2	3	4	5	Total
FIN	2	25	25	0			50
KOR	0	16	14	0			30
	Minutes	15	0				15

## KOR - Korea

Non-Scoring Diggers		Rk	No	Name	Exc	Faults	Cont	Total	Avg
		1	7	JEON Seon-Ju	3	1	2	6	1.50
		2	1	YOON Chul-Ho	2	2	7	11	1.00
		3	11	NA Myung-Jong	1	-	2	3	0.50
		6		KANG Duck-Chan	1	-	1	2	0.50
		5	5	KIM Bong-Ju	-	5	1	6	0.00
		3		PARK Hyun-Dong	-	3	3	6	0.00
		8		KIM Sung-Hoon	-	-	1	1	0.00
		10		BACK Young-Kil	-	-	-	-	-
		4		LEE Jun-Hmm	-	-	-	-	-
		12		MOON Kyoung-Rok	-	-	-	-	-
		2		PARK Woo-Sung	-	-	-	-	-
		9		SEO Gu-Hwaun	-	-	-	-	-
	Total Team					7	11	17	35

Non-Scoring Setters		Rk	No	Name	Exc	Faults	Cont	Total	Avg
		1	1	YOON Chul-Ho	4	-	9	13	2.00
		2	3	PARK Hyun-Dong	3	-	5	8	1.50
		3	6	KANG Duck-Chan	1	-	9	10	0.50
		7		JEON Seon-Ju	1	-	1	2	0.50
		9		SEO Gu-Hwaun	1	-	-	1	0.50
		6	8	KIM Sung-Hoon	-	-	2	2	0.00
		11		NA Myung-Jong	-	-	2	2	0.00
		5		KIM Bong-Ju	-	-	1	1	0.00
		10		BACK Young-Kil	-	-	-	-	-
		4		LEE Jun-Hmm	-	-	-	-	-
		12		MOON Kyoung-Rok	-	-	-	-	-
		2		PARK Woo-Sung	-	-	-	-	-
	Total Team					10	-	29	39

Non-Scoring Receivers		Rk	No	Name	Exc	Faults	Cont	Total	Eff %
			5	KIM Bong-Ju	3	2	12	17	
			1	YOON Chul-Ho	3	-	4	7	
			6	KANG Duck-Chan	4	1	1	6	
			3	PARK Hyun-Dong	2	-	3	5	
			11	NA Myung-Jong	1	-	2	3	
			7	JEON Seon-Ju	-	1	1	2	
			10	BACK Young-Kil	-	-	-	-	
			8	KIM Sung-Hoon	-	-	-	-	
			4	LEE Jun-Hmm	-	-	-	-	
			12	MOON Kyoung-Rok	-	-	-	-	
			2	PARK Woo-Sung	-	-	-	-	
			9	SEO Gu-Hwaun	-	-	-	-	
	Total Team					13	4	23	40

Limit

25.00%

Legend:									
Rk	Rank	Exc	Excellent	Cont	Continues	Eff %	Efficiency %	Avg	Average per set

PROVISIONAL

PRNVS0000007D.00073 00102118:33V010

Match No: 11  
Start Time: 17:30

FIN vs KOR  
3 vs 0

Spectators: 1035

Team	Sets	1	2	3	Total
FIN	3	25	25	25	75
KOR	0	16	14	17	47
	Minutes	15	16	18	49

Referees: VAN DE LOO Henricus (NED) & KHOEINI Hossein (IRI)

FIN ■ Finland							KOR ■ Korea								
No	Name	1	2	3	4	5	Pts	No	Name	1	2	3	4	5	Pts
1	PYNNOENEN Allan	□	■	□			2	1	YOON Chul-Ho	■	■	■			2
2	HAENNINEN Keijo			■			1	2	PARK Woo-Sung						
3	L HEINO Jari	L	L	L				3	PARK Hyun-Dong	■	■	■			7
4	LAINEN Jukka	■	■	■			5	4	LEE Jun-Hmm						
6	KAPIAINEN Petri	□	□	■			5	5	L KIM Bong-Ju	L	L	L			
7	TERVO Sami							6	KANG Duck-Chan	■	■	■			5
8	MELANEN Lauri	■	■	L			11	7	JEON Seon-Ju	■	■	■			
9	TUOMINEN Veli-Matti	■					2	8	KIM Sung-Hoon	■	■	■			11
10	PULLI Matti	■	■	■			7	9	SEO Gu-Hwaun	■	■	■			1
11	VENAELAEINEN Olavi	■	■	■			6	10	BACK Young-Kil						
12	VISTBACKA Aulis	■	■	■			6	11	NA Myung-Jong		□	■			1
								12	MOON Kyoung-Rok						
<b>Head Coach:</b> VARE Timo							<b>Head Coach:</b> PARK Tae-Hyun								
<b>Assistant:</b>							<b>Assistant:</b>								

## TEAM AND PLAYER PERFORMANCES

Won	Total Atts	No	Name	Scoring Skills	Won	Total Atts	No	Name
34	86	Total Team		Attack	21	80	Total Team	
7	14	8	MELANEN Lauri		9	19	8	KIM Sung-Hoon
6	19	10	PULLI Matti		5	12	3	PARK Hyun-Dong
6	15	11	VENAELAEINEN Olavi		4	16	6	KANG Duck-Chan
6	30	Total Team		Block	5	36	Total Team	
2	8	4	LAINEN Jukka		2	7	3	PARK Hyun-Dong
1	2	1	PYNNOENEN Allan		1	3	1	YOON Chul-Ho
1	3	6	KAPIAINEN Petri		1	6	6	KANG Duck-Chan
5	74	Total Team		Serve	1	48	Total Team	
3	13	8	MELANEN Lauri		1	9	8	KIM Sung-Hoon
1	7	6	KAPIAINEN Petri					
1	13	12	VISTBACKA Aulis					
30		Total Team		Opp Error	20		Total Team	
75	190	Total Team			Total	47	164	Total Team
11	11	8	MELANEN Lauri	Best Scorer	11	11	8	KIM Sung-Hoon

### Legend:

■ Starting line-up      □ Substitute      nn Team Captain      L Substitute libero  
 Pts Points scored      L Libero Player      Opp Opponent      Atts Attempts

PRNVS0000007E.00083 00102119:03V010


Match No 11  
Start Time: 17:30

FIN vs KOR  
3 0

Spectators: 1035

Team	Sets	1	2	3	Total
FIN	3	25	25	25	75
KOR	0	16	14	17	47
	Minutes	15	16	18	49

## FIN - Finland

Scoring Attackers		Rk	No	Name	Succ	Faults	Cont	Total	Succ %
		1	8	MELANEN Lauri	7	2	5	14	50.00
		2	11	VENAELAEINEN Olavi	6	3	6	15	40.00
		3	10	PULLI Matti	6	2	11	19	31.58
		4		LAINE Jukka	3	2	5	10	
		12		VISTBACKA Aulis	5	1	4	10	
		6		KAPIAINEN Petri	3	1	4	8	
		2		HAENNINEN Keijo	1	-	3	4	
		1		PYNNOENEN Allan	1	-	2	3	
		9		TUOMINEN Veli-Matti	2	-	1	3	
		3		HEINO Jari	-	-	-	-	
		7		TERVO Sami	-	-	-	-	
	Limit 15.00%	Total Team				34	11	41	86

Scoring Blockers		Rk	No	Name	Succ	Faults	Cont	Total	Avg
		1	4	LAINE Jukka	2	1	5	8	0.67
		2	10	PULLI Matti	1	2	2	5	0.33
		6		KAPIAINEN Petri	1	1	1	3	0.33
		8		MELANEN Lauri	1	-	1	2	0.33
		1		PYNNOENEN Allan	1	1	-	2	0.33
		6	2	HAENNINEN Keijo	-	3	1	4	0.00
		12		VISTBACKA Aulis	-	2	2	4	0.00
		9		TUOMINEN Veli-Matti	-	-	1	1	0.00
		11		VENAELAEINEN Olavi	-	1	-	1	0.00
		3		HEINO Jari	-	-	-	-	
		7		TERVO Sami	-	-	-	-	
Total Team				6	11	13	30	2.00	

Scoring Servers		Rk	No	Name	Succ	Faults	Cont	Total	Avg
		1	8	MELANEN Lauri	3	-	10	13	1.00
		2	12	VISTBACKA Aulis	1	-	12	13	0.33
		6		KAPIAINEN Petri	1	1	5	7	0.33
		4	10	PULLI Matti	-	1	14	15	0.00
		4		LAINE Jukka	-	1	8	9	0.00
		11		VENAELAEINEN Olavi	-	2	6	8	0.00
		9		TUOMINEN Veli-Matti	-	2	2	4	0.00
		2		HAENNINEN Keijo	-	-	3	3	0.00
		1		PYNNOENEN Allan	-	1	1	2	0.00
		3		HEINO Jari	-	-	-	-	
	7		TERVO Sami	-	-	-	-		
Total Team				5	8	61	74	1.67	

Team	Opponent Errors & Team Faults	30	6
------	-------------------------------	----	---

Legend:									
Rk	Rank	Succ	Successes	Cont	Continues	Succ %	Success %	Avg	Average per set

Match No 11  
Start Time: 17:30


FIN vs KOR  
3 0

Spectators: 1035

Team	Sets	1	2	3	Total
FIN	3	25	25	25	75
KOR	0	16	14	17	47
	Minutes	15	16	18	49

## FIN · Finland

Non-Scoring Diggers		Rk	No	Name	Exc	Faults	Cont	Total	Avg
		1	11	VENAELAEINEN Olavi	8	4	3	15	2.67
		2	10	PULLI Matti	5	1	1	7	1.67
		3	1	PYNNOENEN Allan	3	-	1	4	1.00
		4	8	MELANEN Lauri	2	-	2	4	0.67
		3		HEINO Jari	2	1	-	3	0.67
		4		LAINE Jukka	2	1	-	3	0.67
		7	12	VISTBACKA Aulis	1	2	2	5	0.33
		2		HAENNINEN Keijo	1	-	3	4	0.33
		9	9	TUOMINEN Veli-Matti	-	1	3	4	0.00
		6		KAPIAINEN Petri	-	-	2	2	0.00
		7		TERVO Sami	-	-	-	-	-
	Total Team					24	10	17	51

Non-Scoring Setters		Rk	No	Name	Exc	Faults	Cont	Total	Avg
		1	10	PULLI Matti	11	-	12	23	3.67
		2	4	LAINE Jukka	5	-	5	10	1.67
		3	11	VENAELAEINEN Olavi	4	-	8	12	1.33
		4	6	KAPIAINEN Petri	2	-	5	7	0.67
		8		MELANEN Lauri	2	-	5	7	0.67
		6	1	PYNNOENEN Allan	1	-	1	2	0.33
		7	12	VISTBACKA Aulis	-	-	1	1	0.00
		2		HAENNINEN Keijo	-	-	-	-	-
		3		HEINO Jari	-	-	-	-	-
		7		TERVO Sami	-	-	-	-	-
	9		TUOMINEN Veli-Matti	-	-	-	-	-	
Total Team					25	-	37	62	8.33

Non-Scoring Receivers		Rk	No	Name	Exc	Faults	Cont	Total	Eff %
		4		LAINE Jukka	7	-	1	8	
		11		VENAELAEINEN Olavi	6	-	-	6	
		6		KAPIAINEN Petri	4	-	1	5	
		8		MELANEN Lauri	5	-	-	5	
		3		HEINO Jari	3	-	1	4	
		1		PYNNOENEN Allan	3	-	1	4	
		9		TUOMINEN Veli-Matti	2	1	-	3	
		12		VISTBACKA Aulis	2	-	1	3	
		2		HAENNINEN Keijo	2	-	-	2	
		10		PULLI Matti	-	-	-	-	
	7		TERVO Sami	-	-	-	-		
Total Team					34	1	5	40	82.50

Limit

25.00%

Legend:

Rk Rank      Exc Excellent      Cont Continues      Eff % Efficiency %      Avg Average per set

Match No 11  
Start Time: 17:30

FIN vs KOR  
3 0

Spectators: 1035

Team	Sets	1	2	3	Total
FIN	3	25	25	25	75
KOR	0	16	14	17	47
	Minutes	15	16	18	49

## KOR - Korea

Scoring Attackers		Rk	No	Name	Succ	Faults	Cont	Total	Succ %
		1	8	KIM Sung-Hoon	9	3	7	19	47.37
		2	3	PARK Hyun-Dong	5	2	5	12	41.67
		3	6	KANG Duck-Chan	4	5	7	16	25.00
			1	YOON Chul-Ho	1	3	8	12	
			9	SEO Gu-Hwaun	1	3	6	10	
			11	NA Myung-Jong	1	2	2	5	
			7	JEON Seon-Ju	-	1	3	4	
			5	KIM Bong-Ju	-	-	2	2	
			10	BACK Young-Kil	-	-	-	-	
			4	LEE Jun-Hmm	-	-	-	-	
			12	MOON Kyoung-Rok	-	-	-	-	
	Limit 15.00%		2	PARK Woo-Sung	-	-	-	-	
Total Team					21	19	40	80	26.25

Scoring Blockers		Rk	No	Name	Succ	Faults	Cont	Total	Avg	
		1	3	PARK Hyun-Dong	2	3	2	7	0.67	
		2	8	KIM Sung-Hoon	1	3	3	7	0.33	
			6	KANG Duck-Chan	1	5	-	6	0.33	
			1	YOON Chul-Ho	1	1	1	3	0.33	
			5	11	NA Myung-Jong	-	2	3	5	0.00
			9	SEO Gu-Hwaun	-	4	1	5	0.00	
			7	JEON Seon-Ju	-	-	3	3	0.00	
			10	BACK Young-Kil	-	-	-	-		
			5	KIM Bong-Ju	-	-	-	-		
			4	LEE Jun-Hmm	-	-	-	-		
			12	MOON Kyoung-Rok	-	-	-	-		
			2	PARK Woo-Sung	-	-	-	-		
Total Team					5	18	13	36	1.67	

Scoring Servers		Rk	No	Name	Succ	Faults	Cont	Total	Avg
		1	8	KIM Sung-Hoon	1	2	6	9	0.33
		2	9	SEO Gu-Hwaun	-	-	9	9	0.00
			1	YOON Chul-Ho	-	1	8	9	0.00
			7	JEON Seon-Ju	-	-	6	6	0.00
			6	KANG Duck-Chan	-	1	5	6	0.00
			3	PARK Hyun-Dong	-	2	3	5	0.00
			11	NA Myung-Jong	-	-	4	4	0.00
			10	BACK Young-Kil	-	-	-	-	
			5	KIM Bong-Ju	-	-	-	-	
			4	LEE Jun-Hmm	-	-	-	-	
			12	MOON Kyoung-Rok	-	-	-	-	
			2	PARK Woo-Sung	-	-	-	-	
Total Team					1	6	41	48	0.33

Team	Opponent Errors & Team Faults	20	9
------	-------------------------------	----	---

Legend:									
Rk	Rank	Succ	Successes	Cont	Continues	Succ %	Success %	Avg	Average per set



Match No 11  
Start Time: 17:30


FIN vs KOR  
3 0


Spectators: 1035

Team	Sets	1	2	3	Total
FIN	3	25	25	25	75
KOR	0	16	14	17	47
	Minutes	15	16	18	49

## KOR - Korea

Non-Scoring Diggers		Rk	No	Name	Exc	Faults	Cont	Total	Avg
		1	7	JEON Seon-Ju	3	1	2	6	1.00
		2	1	YOON Chul-Ho	2	3	8	13	0.67
			5	KIM Bong-Ju	2	6	1	9	0.67
			6	KANG Duck-Chan	2	1	3	6	0.67
		5	11	NA Myung-Jong	1	1	3	5	0.33
			9	SEO Gu-Hwaun	1	-	-	1	0.33
		7	3	PARK Hyun-Dong	-	3	4	7	0.00
			8	KIM Sung-Hoon	-	1	1	2	0.00
			10	BACK Young-Kil	-	-	-	-	-
			4	LEE Jun-Hmm	-	-	-	-	-
			12	MOON Kyoung-Rok	-	-	-	-	-
			2	PARK Woo-Sung	-	-	-	-	-
	Total Team					11	16	22	49

Non-Scoring Setters		Rk	No	Name	Exc	Faults	Cont	Total	Avg
		1	1	YOON Chul-Ho	5	2	17	24	1.67
		2	3	PARK Hyun-Dong	3	-	5	8	1.00
			9	SEO Gu-Hwaun	3	-	1	4	1.00
		4	6	KANG Duck-Chan	1	-	11	12	0.33
			8	KIM Sung-Hoon	1	-	3	4	0.33
			11	NA Myung-Jong	1	-	3	4	0.33
			7	JEON Seon-Ju	1	-	1	2	0.33
		8	5	KIM Bong-Ju	-	-	2	2	0.00
			10	BACK Young-Kil	-	-	-	-	-
			4	LEE Jun-Hmm	-	-	-	-	-
			12	MOON Kyoung-Rok	-	-	-	-	-
			2	PARK Woo-Sung	-	-	-	-	-
	Total Team					15	2	43	60

Non-Scoring Receivers		Rk	No	Name	Exc	Faults	Cont	Total	Eff %
			5	KIM Bong-Ju	8	2	17	27	
			1	YOON Chul-Ho	6	-	5	11	
			6	KANG Duck-Chan	4	1	4	9	
			3	PARK Hyun-Dong	4	-	5	9	
			11	NA Myung-Jong	2	1	2	5	
			7	JEON Seon-Ju	-	1	1	2	
			10	BACK Young-Kil	-	-	-	-	
			8	KIM Sung-Hoon	-	-	-	-	
			4	LEE Jun-Hmm	-	-	-	-	
			12	MOON Kyoung-Rok	-	-	-	-	
		2	PARK Woo-Sung	-	-	-	-		
		9	SEO Gu-Hwaun	-	-	-	-		
Total Team					24	5	34	63	30.16

Limit


25.00%


Legend:									
Rk	Rank	Exc	Excellent	Cont	Continues	Eff %	Efficiency %	Avg	Average per set


PRNVS0000007F.00084A 00102119:08V010

## FIN · Finland

After 2 Matches

Scoring Attackers	No	Name	MP	SP	Succ	Faults	Cont	Total	Succ %
		1	PYNNOENEN Allan	2	7	2	-	2	4
	2	HAENNINEN Keijo	2	7	1	-	6	7	14.29
	3	HEINO Jari	2	7	-	-	-	-	0.00
	4	LAINEN Jukka	2	7	5	3	10	18	27.78
	6	KAPIAINEN Petri	2	7	5	7	12	24	20.83
	7	TERVO Sami	2	7	-	-	1	1	0.00
	8	MELANEN Lauri	2	7	21	9	17	47	44.68
	9	TUOMINEN Veli-Matti	2	7	7	1	9	17	41.18
	10	PULLI Matti	2	7	8	2	25	35	22.86
	11	VENAELAEINEN Olavi	2	7	12	7	17	36	33.33
	12	VISTBACKA Aulis	2	7	7	4	16	27	25.93
	Team Totals		2	7	68	33	115	216	31.48

Scoring Blockers	No	Name	MP	SP	Succ	Faults	Cont	Total	Avg
		1	PYNNOENEN Allan	2	7	1	1	-	2
	2	HAENNINEN Keijo	2	7	-	3	1	4	0.00
	3	HEINO Jari	2	7	-	-	-	-	0.00
	4	LAINEN Jukka	2	7	3	6	7	16	0.43
	6	KAPIAINEN Petri	2	7	2	1	6	9	0.29
	7	TERVO Sami	2	7	-	2	-	2	0.00
	8	MELANEN Lauri	2	7	1	2	3	6	0.14
	9	TUOMINEN Veli-Matti	2	7	-	2	3	5	0.00
	10	PULLI Matti	2	7	3	3	7	13	0.43
	11	VENAELAEINEN Olavi	2	7	1	4	7	12	0.14
	12	VISTBACKA Aulis	2	7	2	3	3	8	0.29
	Team Totals		2	7	13	27	37	77	1.86

Scoring Servers	No	Name	MP	SP	Succ	Faults	Cont	Total	Avg
		1	PYNNOENEN Allan	2	7	-	1	1	2
	2	HAENNINEN Keijo	2	7	-	-	4	4	0.00
	3	HEINO Jari	2	7	-	-	-	-	0.00
	4	LAINEN Jukka	2	7	1	1	24	26	0.14
	6	KAPIAINEN Petri	2	7	1	1	15	17	0.14
	7	TERVO Sami	2	7	-	-	-	-	0.00
	8	MELANEN Lauri	2	7	3	1	14	18	0.43
	9	TUOMINEN Veli-Matti	2	7	1	3	20	24	0.14
	10	PULLI Matti	2	7	-	1	26	27	0.00
	11	VENAELAEINEN Olavi	2	7	-	3	15	18	0.00
	12	VISTBACKA Aulis	2	7	1	-	17	18	0.14
	Team Totals		2	7	7	11	136	154	1.00

Team	Opponent Errors & Team Faults	66	33
------	-------------------------------	----	----

Legend:

Succ	Successes	Cont	Continues	Succ %	Success %	Avg	Average per set	MP	Matches Played
SP	Team Sets Played								

## FIN · Finland

After 2 Matches

Non-Scoring Diggers	No	Name	MP	SP	Exc	Faults	Cont	Total	Avg
	1	PYNNOENEN Allan	2	7	8	-	1	9	1.14
	2	HAENNINEN Keijo	2	7	2	1	3	6	0.29
	3	HEINO Jari	2	7	5	3	1	9	0.71
	4	LAINE Jukka	2	7	9	3	3	15	1.29
	6	KAPIAINEN Petri	2	7	1	1	3	5	0.14
	7	TERVO Sami	2	7	-	-	-	-	0.00
	8	MELANEN Lauri	2	7	5	1	2	8	0.71
	9	TUOMINEN Veli-Matti	2	7	4	6	7	17	0.57
	10	PULLI Matti	2	7	12	4	4	20	1.71
	11	VENAELAEINEN Olavi	2	7	18	5	8	31	2.57
	12	VISTBACKA Aulis	2	7	3	6	3	12	0.43
	Team Totals			2	7	67	30	35	132

Non-Scoring Setters	No	Name	MP	SP	Exc	Faults	Cont	Total	Avg
	1	PYNNOENEN Allan	2	7	1	-	2	3	0.14
	2	HAENNINEN Keijo	2	7	-	-	1	1	0.00
	3	HEINO Jari	2	7	-	-	-	-	0.00
	4	LAINE Jukka	2	7	17	2	42	61	2.43
	6	KAPIAINEN Petri	2	7	3	-	7	10	0.43
	7	TERVO Sami	2	7	1	-	-	1	0.14
	8	MELANEN Lauri	2	7	3	-	7	10	0.43
	9	TUOMINEN Veli-Matti	2	7	-	-	4	4	0.00
	10	PULLI Matti	2	7	20	1	39	60	2.86
	11	VENAELAEINEN Olavi	2	7	7	-	14	21	1.00
	12	VISTBACKA Aulis	2	7	1	-	1	2	0.14
	Team Totals			2	7	53	3	117	173

Non-Scoring Receivers	No	Name	MP	SP	Exc	Faults	Cont	Total	Eff %
	1	PYNNOENEN Allan	2	7	9	1	1	11	72.73
	2	HAENNINEN Keijo	2	7	4	-	-	4	100.0
	3	HEINO Jari	2	7	6	-	1	7	85.71
	4	LAINE Jukka	2	7	15	1	2	18	77.78
	6	KAPIAINEN Petri	2	7	6	-	1	7	85.71
	7	TERVO Sami	2	7	-	-	-	-	0.00
	8	MELANEN Lauri	2	7	10	-	-	10	100.0
	9	TUOMINEN Veli-Matti	2	7	13	1	1	15	80.00
	10	PULLI Matti	2	7	10	1	1	12	75.00
	11	VENAELAEINEN Olavi	2	7	22	1	-	23	91.30
	12	VISTBACKA Aulis	2	7	12	1	1	14	78.57
	Team Totals			2	7	107	6	8	121


Legend:


Exc	Excellent	Cont	Continues	Eff %	Efficiency %	Avg	Average per set	MP	Matches Played
SP	Team Sets Played								


PRNVS00000080.00084A 00102119:08V010

# KOR · Korea

After 2 Matches

Scoring Attackers 	No	Name	MP	SP	Succ	Faults	Cont	Total	Succ %
	1	YOON Chul-Ho	2	6	2	7	10	19	10.53
	2	PARK Woo-Sung	2	6	-	-	-	-	0.00
	3	PARK Hyun-Dong	2	6	9	6	8	23	39.13
	4	LEE Jun-Hmm	2	6	-	-	-	-	0.00
	5	KIM Bong-Ju	2	6	-	-	2	2	0.00
	6	KANG Duck-Chan	2	6	7	8	16	31	22.58
	7	JEON Seon-Ju	2	6	-	2	3	5	0.00
	8	KIM Sung-Hoon	2	6	13	7	18	38	34.21
	9	SEO Gu-Hwaun	2	6	1	3	6	10	10.00
	10	BACK Young-Kil	2	6	4	1	8	13	30.77
	11	NA Myung-Jong	2	6	1	4	14	19	5.26
	12	MOON Kyoung-Rok	2	6	-	-	-	-	0.00
Team Totals		2	6	37	38	85	160	23.13	

Scoring Blockers 	No	Name	MP	SP	Succ	Faults	Cont	Total	Avg
	1	YOON Chul-Ho	2	6	1	2	1	4	0.17
	2	PARK Woo-Sung	2	6	-	-	-	-	0.00
	3	PARK Hyun-Dong	2	6	3	7	6	16	0.50
	4	LEE Jun-Hmm	2	6	-	-	-	-	0.00
	5	KIM Bong-Ju	2	6	-	-	-	-	0.00
	6	KANG Duck-Chan	2	6	1	6	2	9	0.17
	7	JEON Seon-Ju	2	6	-	1	5	6	0.00
	8	KIM Sung-Hoon	2	6	3	11	7	21	0.50
	9	SEO Gu-Hwaun	2	6	-	4	1	5	0.00
	10	BACK Young-Kil	2	6	1	3	1	5	0.17
	11	NA Myung-Jong	2	6	-	4	5	9	0.00
	12	MOON Kyoung-Rok	2	6	-	-	-	-	0.00
Team Totals		2	6	9	38	28	75	1.50	


Scoring Servers 	No	Name	MP	SP	Succ	Faults	Cont	Total	Avg
	1	YOON Chul-Ho	2	6	-	2	16	18	0.00
	2	PARK Woo-Sung	2	6	-	-	-	-	0.00
	3	PARK Hyun-Dong	2	6	-	3	9	12	0.00
	4	LEE Jun-Hmm	2	6	-	-	-	-	0.00
	5	KIM Bong-Ju	2	6	-	-	-	-	0.00
	6	KANG Duck-Chan	2	6	-	2	9	11	0.00
	7	JEON Seon-Ju	2	6	-	-	6	6	0.00
	8	KIM Sung-Hoon	2	6	1	3	14	18	0.17
	9	SEO Gu-Hwaun	2	6	-	-	9	9	0.00
	10	BACK Young-Kil	2	6	-	-	4	4	0.00
	11	NA Myung-Jong	2	6	-	-	12	12	0.00
	12	MOON Kyoung-Rok	2	6	-	-	-	-	0.00
Team Totals		2	6	1	10	79	90	0.17	


Team	Opponent Errors & Team Faults	41	19
------	-------------------------------	----	----


<b>Legend:</b>							
Succ	Successes	Cont	Continues	Succ %	Success %	Avg	Average per set
MP	Matches Played						
SP	Team Sets Played						

KOR · Korea

After 2 Matches

Non-Scoring Diggers	No	Name	MP	SP	Exc	Faults	Cont	Total	Avg
	1	YOON Chul-Ho	2	6	6	4	12	22	1.00
	2	PARK Woo-Sung	2	6	-	-	-	-	0.00
	3	PARK Hyun-Dong	2	6	3	4	5	12	0.50
	4	LEE Jun-Hmm	2	6	-	-	-	-	0.00
	5	KIM Bong-Ju	2	6	12	10	6	28	2.00
	6	KANG Duck-Chan	2	6	7	6	5	18	1.17
	7	JEON Seon-Ju	2	6	3	2	2	7	0.50
	8	KIM Sung-Hoon	2	6	2	2	3	7	0.33
	9	SEO Gu-Hwaun	2	6	1	1	-	2	0.17
	10	BACK Young-Kil	2	6	-	3	1	4	0.00
	11	NA Myung-Jong	2	6	4	1	4	9	0.67
	12	MOON Kyoung-Rok	2	6	-	-	-	-	0.00
Team Totals			2	6	38	33	38	109	6.33

Non-Scoring Setters	No	Name	MP	SP	Exc	Faults	Cont	Total	Avg
	1	YOON Chul-Ho	2	6	9	2	26	37	1.50
	2	PARK Woo-Sung	2	6	-	-	-	-	0.00
	3	PARK Hyun-Dong	2	6	4	1	13	18	0.67
	4	LEE Jun-Hmm	2	6	-	-	-	-	0.00
	5	KIM Bong-Ju	2	6	1	-	10	11	0.17
	6	KANG Duck-Chan	2	6	1	-	17	18	0.17
	7	JEON Seon-Ju	2	6	1	-	3	4	0.17
	8	KIM Sung-Hoon	2	6	2	-	8	10	0.33
	9	SEO Gu-Hwaun	2	6	3	-	1	4	0.50
	10	BACK Young-Kil	2	6	-	-	2	2	0.00
	11	NA Myung-Jong	2	6	4	-	12	16	0.67
	12	MOON Kyoung-Rok	2	6	-	-	-	-	0.00
Team Totals			2	6	25	3	92	120	4.17

Non-Scoring Receivers	No	Name	MP	SP	Exc	Faults	Cont	Total	Eff %
	1	YOON Chul-Ho	2	6	13	-	18	31	41.94
	2	PARK Woo-Sung	2	6	-	-	-	-	0.00
	3	PARK Hyun-Dong	2	6	4	3	13	20	5.00
	4	LEE Jun-Hmm	2	6	-	-	-	-	0.00
	5	KIM Bong-Ju	2	6	9	2	26	37	18.92
	6	KANG Duck-Chan	2	6	5	1	13	19	21.05
	7	JEON Seon-Ju	2	6	-	1	1	2	-50.0
	8	KIM Sung-Hoon	2	6	-	-	-	-	0.00
	9	SEO Gu-Hwaun	2	6	-	-	-	-	0.00
	10	BACK Young-Kil	2	6	-	1	2	3	-33.3
	11	NA Myung-Jong	2	6	2	1	15	18	5.56
	12	MOON Kyoung-Rok	2	6	-	-	-	-	0.00
Team Totals			2	6	33	9	88	130	18.46

Legend:

Exc	Excellent	Cont	Continues	Eff %	Efficiency %	Avg	Average per set	MP	Matches Played
SP	Team Sets Played								

PRNVS00000081.00073 00102119:44V01U



Match No: 12  
 Start Time: 19:00

**JPN vs HUN**  
 0 2

Spectators:

Team	Sets	1	2	3	4	5	Total
JPN	0	16	14	0			30
HUN	2	25	25	0			50
	Minutes	20	19				39

Referees: SHEHATA Mohamed (EGY) &amp; OUVAROV Oleg (RUS)

JPN ■ Japan								HUN ■ Hungary							
No	Name	1	2	3	4	5	Pts	No	Name	1	2	3	4	5	Pts
1	KATO Masahiko	■	■				3	1	LOCSEI Sandor						4
2	SATO Ei	■	■				5	2	SZIGEDI Laszlo						
3	YOSHIDA Hitoshi	■	■				1	3	SZABO Laszlo	■					4
4	SHIKINE Toshinari							4	GAL Janos						1
5	TAKEDA Yoshihito	■	■					5	PERES Janos						
6	ARIFUKU Junichi							6	KEKECS Miklos	■	■				7
7	NAKAYAMA Robert	■	■				2	7	DOMOKOS Andras	■	■				4
8	TANAKA Koji	■	■				5	8	STIRCZER Jozsef	■	■				3
9	TANABE Tsutomu							9	L KOVACS Laszlo	L	L				
10	WAKAIRO Hiroyuki							10	SZECSENYI Lajos	■	■				
11	YONEZAWA Atsushi							14	MANYAK Attila		■	■			4
12	SASAKI Masahiro							15	MAKAROVSKI Sandor	■	■				9
Head Coach: MANO Yoshihisa								Head Coach: BALOGH Istvan							
Assistant: YAMASHITA Shin								Assistant:							

### TEAM AND PLAYER PERFORMANCES

Won	Total Atts	No	Name	Scoring Skills	Won	Total Atts	No	Name
15	74	Total Team		Attack	20	54	Total Team	
5	19	2	SATO Ei		5	14	15	MAKAROVSKI Sandor
5	20	8	TANAKA Koji		4	11	3	SZABO Laszlo
2	19	1	KATO Masahiko		4	11	6	KEKECS Miklos
	17	Total Team			12	45	Total Team	
				Block	3	8	7	DOMOKOS Andras
					3	12	15	MAKAROVSKI Sandor
					2	5	1	LOCSEI Sandor
1	31	Total Team		Serve	4	48	Total Team	
1	7	1	KATO Masahiko		1	12	6	KEKECS Miklos
					1	7	8	STIRCZER Jozsef
14		Total Team		Opp Error	1	3	14	MANYAK Attila
30	122	Total Team			14		Total Team	
				Total	50	147	Total Team	
5	5	2	SATO Ei					
				Best Scorer	9	9	15	MAKAROVSKI Sandor

Jury President:

Signature:

**Legend:**

 ■ Starting line-up  
 Pts Points scored

 — Substitute  
 L Libero Player

 nn Team Captain  
 Opp Opponent

 L Substitute libero  
 Atts Attempts

PROVISIONAL

PRNVS00000082.00083 00102119:44V01U


Match No 12  
Start Time: 19:00


JPN vs HUN  
0 2


Spectators:

Team	Sets	1	2	3	4	5	Total
JPN	0	16	14	0			30
HUN	2	25	25	0			50
	Minutes	20	19				39

## JPN - Japan

Scoring Attackers	Rk	No	Name	Succ	Faults	Cont	Total	Succ %
	1	2	SATO Ei	5	3	11	19	26.32
	2	8	TANAKA Koji	5	7	8	20	25.00
		1	KATO Masahiko	2	4	13	19	
		3	YOSHIDA Hitoshi	1	1	7	9	
		7	NAKAYAMA Robert	2	-	4	6	
		5	TAKEDA Yoshihito	-	-	1	1	
		6	ARIFUKU Junichi	-	-	-	-	
		12	SASAKI Masahiro	-	-	-	-	
		4	SHIKINE Toshinari	-	-	-	-	
		9	TANABE Tsutomu	-	-	-	-	
		10	WAKAIRO Hiroyuki	-	-	-	-	
Limit 15.00%		11	YONEZAWA Atsushi	-	-	-	-	
	Total Team			15	15	44	74	20.27

Scoring Blockers	Rk	No	Name	Succ	Faults	Cont	Total	Avg
	1	7	NAKAYAMA Robert	-	2	4	6	0.00
		1	KATO Masahiko	-	1	2	3	0.00
		3	YOSHIDA Hitoshi	-	1	2	3	0.00
		2	SATO Ei	-	1	1	2	0.00
		5	TAKEDA Yoshihito	-	-	2	2	0.00
		8	TANAKA Koji	-	-	1	1	0.00
		6	ARIFUKU Junichi	-	-	-	-	
		12	SASAKI Masahiro	-	-	-	-	
		4	SHIKINE Toshinari	-	-	-	-	
		9	TANABE Tsutomu	-	-	-	-	
		10	WAKAIRO Hiroyuki	-	-	-	-	
	11	YONEZAWA Atsushi	-	-	-	-		
	Total Team			-	5	12	17	0.00

Scoring Servers	Rk	No	Name	Succ	Faults	Cont	Total	Avg
	1	1	KATO Masahiko	1	1	5	7	0.50
	2	7	NAKAYAMA Robert	-	-	6	6	0.00
		2	SATO Ei	-	1	4	5	0.00
		5	TAKEDA Yoshihito	-	1	4	5	0.00
		9	TANABE Tsutomu	-	-	3	3	0.00
		8	TANAKA Koji	-	1	2	3	0.00
		3	YOSHIDA Hitoshi	-	-	2	2	0.00
		6	ARIFUKU Junichi	-	-	-	-	
		12	SASAKI Masahiro	-	-	-	-	
		4	SHIKINE Toshinari	-	-	-	-	
		10	WAKAIRO Hiroyuki	-	-	-	-	
	11	YONEZAWA Atsushi	-	-	-	-		
	Total Team			1	4	26	31	0.50

Team	Opponent Errors & Team Faults	14	10
------	-------------------------------	----	----

Legend:									
Rk	Rank	Succ	Successes	Cont	Continues	Succ %	Success %	Avg	Average per set

PROVISIONAL


Match No 12  
Start Time: 19:00


JPN vs HUN  
0 2


Spectators:

Team	Sets	1	2	3	4	5	Total
JPN	0	16	14	0			30
HUN	2	25	25	0			50
	Minutes	20	19				39

## JPN - Japan

Non-Scoring Diggers		Rk	No	Name	Exc	Faults	Cont	Total	Avg
		1	8	TANAKA Koji	7	-	-	7	3.50
		2	7	NAKAYAMA Robert	4	2	3	9	2.00
		3	5	TAKEDA Yoshihito	3	1	1	5	1.50
		4	2	SATO Ei	2	1	2	5	1.00
		3	3	YOSHIDA Hitoshi	2	1	1	4	1.00
		6	1	KATO Masahiko	1	4	7	12	0.50
		6		ARIFUKU Junichi	-	-	-	-	
		12		SASAKI Masahiro	-	-	-	-	
		4		SHIKINE Toshinari	-	-	-	-	
		9		TANABE Tsutomu	-	-	-	-	
		10		WAKAIRO Hiroyuki	-	-	-	-	
	11		YONEZAWA Atsushi	-	-	-	-		
Total Team					19	9	14	42	9.50

Non-Scoring Setters		Rk	No	Name	Exc	Faults	Cont	Total	Avg
		1	5	TAKEDA Yoshihito	9	-	29	38	4.50
		2	7	NAKAYAMA Robert	3	1	15	19	1.50
		3	1	KATO Masahiko	1	-	6	7	0.50
		4	8	TANAKA Koji	-	1	3	4	0.00
		9		TANABE Tsutomu	-	-	1	1	0.00
		3		YOSHIDA Hitoshi	-	-	1	1	0.00
		6		ARIFUKU Junichi	-	-	-	-	
		12		SASAKI Masahiro	-	-	-	-	
		2		SATO Ei	-	-	-	-	
		4		SHIKINE Toshinari	-	-	-	-	
		10		WAKAIRO Hiroyuki	-	-	-	-	
	11		YONEZAWA Atsushi	-	-	-	-		
Total Team					13	2	55	70	6.50

Non-Scoring Receivers		Rk	No	Name	Exc	Faults	Cont	Total	Eff %
			5	TAKEDA Yoshihito	8	1	2	11	
			7	NAKAYAMA Robert	7	-	1	8	
			1	KATO Masahiko	5	2	-	7	
			3	YOSHIDA Hitoshi	5	1	1	7	
			2	SATO Ei	3	1	2	6	
			8	TANAKA Koji	6	-	-	6	
			9	TANABE Tsutomu	1	-	-	1	
			6	ARIFUKU Junichi	-	-	-	-	
			12	SASAKI Masahiro	-	-	-	-	
			4	SHIKINE Toshinari	-	-	-	-	
			10	WAKAIRO Hiroyuki	-	-	-	-	
		11	YONEZAWA Atsushi	-	-	-	-		
Total Team					35	5	6	46	65.22

Limit

25.00%

Legend:

Rk Rank      Exc Excellent      Cont Continues      Eff % Efficiency %      Avg Average per set

PROVISIONAL

Match No 12  
Start Time: 19:00

JPN vs HUN  
0 2

Spectators:

Team	Sets	1	2	3	4	5	Total
JPN	0	16	14	0			30
HUN	2	25	25	0			50
	Minutes	20	19				39

## HUN · Hungary

Scoring Attackers		Rk	No	Name	Succ	Faults	Cont	Total	Succ %
	1	6	KEKECS Miklos	4	-	7	11	36.36	
		3	SZABO Laszlo	4	-	7	11	36.36	
	3	15	MAKAROVSZKI Sandor	5	3	6	14	35.71	
		14	MANYAK Attila	3	3	-	6		
		1	LOCSEI Sandor	2	1	2	5		
		7	DOMOKOS Andras	1	-	2	3		
		8	STIRCZER Jozsef	1	-	1	2		
		10	SZECSENYI Lajos	-	-	2	2		
		4	GAL Janos	-	-	-	-		
		9	KOVACS Laszlo	-	-	-	-		
		5	PERES Janos	-	-	-	-		
		2	SZIGEDI Laszlo	-	-	-	-		
Limit 15.00%	Total Team			20	7	27	54	37.04	

Scoring Blockers		Rk	No	Name	Succ	Faults	Cont	Total	Avg
	1	15	MAKAROVSZKI Sandor	3	4	5	12	1.50	
		7	DOMOKOS Andras	3	1	4	8	1.50	
	3	6	KEKECS Miklos	2	-	9	11	1.00	
		1	LOCSEI Sandor	2	1	2	5	1.00	
		5	8	STIRCZER Jozsef	1	-	3	4	0.50
		4	GAL Janos	1	-	-	1	0.50	
		7	10	SZECSENYI Lajos	-	2	1	3	0.00
		3	SZABO Laszlo	-	1	-	1	0.00	
		9	KOVACS Laszlo	-	-	-	-		
		14	MANYAK Attila	-	-	-	-		
		5	PERES Janos	-	-	-	-		
		2	SZIGEDI Laszlo	-	-	-	-		
Total Team			12	9	24	45	6.00		

Scoring Servers		Rk	No	Name	Succ	Faults	Cont	Total	Avg
	1	6	KEKECS Miklos	1	2	9	12	0.50	
		8	STIRCZER Jozsef	1	-	6	7	0.50	
		15	MAKAROVSZKI Sandor	1	-	5	6	0.50	
		14	MANYAK Attila	1	-	2	3	0.50	
	5	3	SZABO Laszlo	-	-	7	7	0.00	
		7	DOMOKOS Andras	-	-	5	5	0.00	
		10	SZECSENYI Lajos	-	1	4	5	0.00	
		1	LOCSEI Sandor	-	1	2	3	0.00	
		4	GAL Janos	-	-	-	-		
		9	KOVACS Laszlo	-	-	-	-		
		5	PERES Janos	-	-	-	-		
		2	SZIGEDI Laszlo	-	-	-	-		
	Total Team			4	4	40	48	2.00	

Team	Opponent Errors & Team Faults	14	2
------	-------------------------------	----	---

Legend:									
Rk	Rank	Succ	Successes	Cont	Continues	Succ %	Success %	Avg	Average per set

PROVISIONAL

Match No 12  
Start Time: 19:00

JPN vs HUN  
0 2

Spectators:

Team	Sets	1	2	3	4	5	Total
JPN	0	16	14	0			30
HUN	2	25	25	0			50
	Minutes	20	19				39

## HUN · Hungary

Non-Scoring Diggers		Rk	No	Name	Exc	Faults	Cont	Total	Avg
	1	15	MAKAROVSKI Sandor	5	-	-	5	2.50	
	2	6	KEKECS Miklos	3	1	1	5	1.50	
		3	SZABO Laszlo	3	2	-	5	1.50	
	4	9	KOVACS Laszlo	2	1	3	6	1.00	
		1	LOCSEI Sandor	2	-	3	5	1.00	
		8	STIRCZER Jozsef	2	2	1	5	1.00	
	7	14	MANYAK Attila	1	-	1	2	0.50	
		10	SZECSENYI Lajos	1	-	1	2	0.50	
	9	7	DOMOKOS Andras	-	-	1	1	0.00	
		4	GAL Janos	-	-	-	-		
		5	PERES Janos	-	-	-	-		
		2	SZIGEDI Laszlo	-	-	-	-		
Total Team				19	6	11	36	9.50	

Non-Scoring Setters		Rk	No	Name	Exc	Faults	Cont	Total	Avg
	1	10	SZECSENYI Lajos	5	-	9	14	2.50	
	2	7	DOMOKOS Andras	4	1	10	15	2.00	
	3	4	GAL Janos	2	-	1	3	1.00	
	4	15	MAKAROVSKI Sandor	1	-	1	2	0.50	
		1	LOCSEI Sandor	1	-	-	1	0.50	
	6	9	KOVACS Laszlo	-	-	4	4	0.00	
		3	SZABO Laszlo	-	-	3	3	0.00	
		6	KEKECS Miklos	-	-	1	1	0.00	
		14	MANYAK Attila	-	-	1	1	0.00	
		5	PERES Janos	-	-	-	-		
		8	STIRCZER Jozsef	-	-	-	-		
		2	SZIGEDI Laszlo	-	-	-	-		
Total Team				13	1	30	44	6.50	

Non-Scoring Receivers		Rk	No	Name	Exc	Faults	Cont	Total	Eff %
	1	9	KOVACS Laszlo	11	-	3	14	78.57	
		6	KEKECS Miklos	2	-	1	3		
		15	MAKAROVSKI Sandor	1	-	2	3		
		8	STIRCZER Jozsef	1	1	1	3		
		1	LOCSEI Sandor	-	-	2	2		
		3	SZABO Laszlo	1	-	-	1		
		7	DOMOKOS Andras	-	-	-	-		
		4	GAL Janos	-	-	-	-		
		14	MANYAK Attila	-	-	-	-		
		5	PERES Janos	-	-	-	-		
		10	SZECSENYI Lajos	-	-	-	-		
		2	SZIGEDI Laszlo	-	-	-	-		
Total Team				16	1	9	26	57.69	

Limit

25.00%

Legend:

Rk Rank Exc Excellent Cont Continues Eff % Efficiency % Avg Average per set

PROVISIONAL

PRNVS00000083.00073 00102120:13V010

Match No: 12  
Start Time: 19:00

JPN vs HUN  
0 3

Spectators: 1235

Team	Sets	1	2	3	Total
JPN	0	16	14	25	55
HUN	3	25	25	27	77
	Minutes	20	19	26	65

Referees: SHEHATA Mohamed (EGY) & OUVAROV Oleg (RUS)

JPN ■ Japan							HUN ■ Hungary								
No	Name	1	2	3	4	5	Pts	No	Name	1	2	3	4	5	Pts
1	KATO Masahiko	■	■	■			5	1	LOCSEI Sandor						5
2	SATO Ei	■	■	■			7	2	SZIGEDI Laszlo						
3	YOSHIDA Hitoshi	■	■	■			2	3	SZABO Laszlo	■		■			5
4	SHIKINE Toshinari							4	GAL Janos						1
5	TAKEDA Yoshihito	■	■	■			2	5	PERES Janos						2
6	ARIFUKU Junichi							6	KEKECS Miklos	■	■	■			11
7	NAKAYAMA Robert	■	■	■			2	7	DOMOKOS Andras	■	■	■			5
8	TANAKA Koji	■	■	■			11	8	STIRCZER Jozsef						4
9	TANABE Tsutomu							9	L KOVACS Laszlo	L	L	L			
10	WAKAIRO Hiroyuki							10	SZECSENYI Lajos	■	■	■			
11	YONEZAWA Atsushi							14	MANYAK Attila		■				10
12	SASAKI Masahiro							15	MAKAROVSKI Sandor	■	■	■			14
<b>Head Coach:</b> MANO Yoshihisa							<b>Head Coach:</b> BALOGH Istvan								
<b>Assistant:</b> YAMASHITA Shin							<b>Assistant:</b>								

### TEAM AND PLAYER PERFORMANCES

Won	Total Atts	No	Name	Scoring Skills	Won	Total Atts	No	Name
25	112	Total Team		Attack	29	82	Total Team	
11	35	8	TANAKA Koji		8	14	14	MANYAK Attila
7	26	2	SATO Ei		6	15	6	KEKECS Miklos
3	26	1	KATO Masahiko		6	20	15	MAKAROVSKI Sandor
1	25	Total Team		Block	22	73	Total Team	
1	5	1	KATO Masahiko		7	20	15	MAKAROVSKI Sandor
					4	16	6	KEKECS Miklos
3	57	Total Team		Serve	3	11	7	DOMOKOS Andras
2	9	5	TAKEDA Yoshihito		6	75	Total Team	
1	12	1	KATO Masahiko		2	8	14	MANYAK Attila
26		Total Team		Opp Error	1	16	6	KEKECS Miklos
55	194	Total Team			1	10	7	DOMOKOS Andras
				Total	20		Total Team	
					77	230	Total Team	
11	11	8	TANAKA Koji	Best Scorer	14	14	15	MAKAROVSKI Sandor

**Legend:**

■ Starting line-up      ▬ Substitute      nn Team Captain      ▬ Substitute libero  
 Pts Points scored      L Libero Player      Opp Opponent      Atts Attempts



PRNVS00000084.00083 00102120:16V010

Match No 12  
Start Time: 19:00


JPN vs HUN  
0 3


Spectators: 1235

Team	Sets	1	2	3	Total
JPN	0	16	14	25	55
HUN	3	25	25	27	77
	Minutes	20	19	26	65

## JPN - Japan

Scoring Attackers		Rk	No	Name	Succ	Faults	Cont	Total	Succ %
	1	8	TANAKA Koji	11	11	13	35	31.43	
	2	2	SATO Ei	7	4	15	26	26.92	
		1	KATO Masahiko	3	7	16	26		
		3	YOSHIDA Hitoshi	2	3	10	15		
		7	NAKAYAMA Robert	2	-	6	8		
		5	TAKEDA Yoshihito	-	-	2	2		
		6	ARIFUKU Junichi	-	-	-	-		
		12	SASAKI Masahiro	-	-	-	-		
		4	SHIKINE Toshinari	-	-	-	-		
		9	TANABE Tsutomu	-	-	-	-		
		10	WAKAIRO Hiroyuki	-	-	-	-		
Limit 15.00%		11	YONEZAWA Atsushi	-	-	-	-		
Total Team				25	25	62	112	22.32	

Scoring Blockers		Rk	No	Name	Succ	Faults	Cont	Total	Avg
	1	1	KATO Masahiko	1	1	3	5	0.33	
	2	7	NAKAYAMA Robert	-	3	6	9	0.00	
		5	TAKEDA Yoshihito	-	-	4	4	0.00	
		3	YOSHIDA Hitoshi	-	1	2	3	0.00	
		2	SATO Ei	-	1	1	2	0.00	
		8	TANAKA Koji	-	-	2	2	0.00	
		6	ARIFUKU Junichi	-	-	-	-		
		12	SASAKI Masahiro	-	-	-	-		
		4	SHIKINE Toshinari	-	-	-	-		
		9	TANABE Tsutomu	-	-	-	-		
		10	WAKAIRO Hiroyuki	-	-	-	-		
	11	YONEZAWA Atsushi	-	-	-	-			
Total Team				1	6	18	25	0.33	

Scoring Servers		Rk	No	Name	Succ	Faults	Cont	Total	Avg
	1	5	TAKEDA Yoshihito	2	1	6	9	0.67	
	2	1	KATO Masahiko	1	1	10	12	0.33	
	3	7	NAKAYAMA Robert	-	-	11	11	0.00	
		3	YOSHIDA Hitoshi	-	-	8	8	0.00	
		2	SATO Ei	-	1	6	7	0.00	
		8	TANAKA Koji	-	2	2	4	0.00	
		9	TANABE Tsutomu	-	-	3	3	0.00	
		11	YONEZAWA Atsushi	-	-	3	3	0.00	
		6	ARIFUKU Junichi	-	-	-	-		
		12	SASAKI Masahiro	-	-	-	-		
		4	SHIKINE Toshinari	-	-	-	-		
	10	WAKAIRO Hiroyuki	-	-	-	-			
Total Team				3	5	49	57	1.00	

Team	Opponent Errors & Team Faults	26	15
------	-------------------------------	----	----

Legend:									
Rk	Rank	Succ	Successes	Cont	Continues	Succ %	Success %	Avg	Average per set


Match No 12  
Start Time: 19:00


JPN vs HUN  
0 3


Spectators: 1235

Team	Sets	1	2	3	Total
JPN	0	16	14	25	55
HUN	3	25	25	27	77
	Minutes	20	19	26	65

## JPN - Japan

Non-Scoring Diggers		Rk	No	Name	Exc	Faults	Cont	Total	Avg
		1	8	TANAKA Koji	9	-	1	10	3.00
		2	7	NAKAYAMA Robert	5	3	6	14	1.67
		5		TAKEDA Yoshihito	5	2	3	10	1.67
		4	2	SATO Ei	3	4	5	12	1.00
		5	1	KATO Masahiko	2	6	8	16	0.67
		3		YOSHIDA Hitoshi	2	2	2	6	0.67
		6		ARIFUKU Junichi	-	-	-	-	
		12		SASAKI Masahiro	-	-	-	-	
		4		SHIKINE Toshinari	-	-	-	-	
		9		TANABE Tsutomu	-	-	-	-	
		10		WAKAIRO Hiroyuki	-	-	-	-	
	11		YONEZAWA Atsushi	-	-	-	-		
Total Team					26	17	25	68	8.67

Non-Scoring Setters		Rk	No	Name	Exc	Faults	Cont	Total	Avg
		1	5	TAKEDA Yoshihito	11	-	38	49	3.67
		2	7	NAKAYAMA Robert	9	1	22	32	3.00
		3	1	KATO Masahiko	1	-	10	11	0.33
		3		YOSHIDA Hitoshi	1	-	3	4	0.33
		11		YONEZAWA Atsushi	1	-	-	1	0.33
		6	8	TANAKA Koji	-	1	4	5	0.00
		2		SATO Ei	-	-	1	1	0.00
		9		TANABE Tsutomu	-	-	1	1	0.00
		6		ARIFUKU Junichi	-	-	-	-	
		12		SASAKI Masahiro	-	-	-	-	
		4		SHIKINE Toshinari	-	-	-	-	
	10		WAKAIRO Hiroyuki	-	-	-	-		
Total Team					23	2	79	104	7.67

Non-Scoring Receivers		Rk	No	Name	Exc	Faults	Cont	Total	Eff %
		5		TAKEDA Yoshihito	12	1	2	15	
		1		KATO Masahiko	8	4	1	13	
		7		NAKAYAMA Robert	11	-	2	13	
		8		TANAKA Koji	8	-	2	10	
		3		YOSHIDA Hitoshi	5	1	3	9	
		2		SATO Ei	5	1	2	8	
		9		TANABE Tsutomu	1	-	-	1	
		6		ARIFUKU Junichi	-	-	-	-	
		12		SASAKI Masahiro	-	-	-	-	
		4		SHIKINE Toshinari	-	-	-	-	
		10		WAKAIRO Hiroyuki	-	-	-	-	
	11		YONEZAWA Atsushi	-	-	-	-		
Total Team					50	7	12	69	62.32

Limit

25.00%

Legend:

Rk Rank      Exc Excellent      Cont Continues      Eff % Efficiency %      Avg Average per set

Match No 12  
Start Time: 19:00

JPN vs HUN  
0 3

Spectators: 1235

Team	Sets	1	2	3	Total
JPN	0	16	14	25	55
HUN	3	25	25	27	77
	Minutes	20	19	26	65

## HUN · Hungary

Scoring Attackers		Rk	No	Name	Succ	Faults	Cont	Total	Succ %
		1	14	MANYAK Attila	8	3	3	14	57.14
		2	6	KEKECS Miklos	6	2	7	15	40.00
		3	15	MAKAROVSZKI Sandor	6	4	10	20	30.00
		4	3	SZABO Laszlo	4	1	10	15	26.67
			1	LOCSEI Sandor	3	2	2	7	
			7	DOMOKOS Andras	1	-	2	3	
			8	STIRCZER Jozsef	1	-	2	3	
			10	SZECSENYI Lajos	-	1	2	3	
			5	PERES Janos	-	1	1	2	
			4	GAL Janos	-	-	-	-	
			9	KOVACS Laszlo	-	-	-	-	
			2	SZIGEDI Laszlo	-	-	-	-	
	Limit 15.00%		Total Team			29	14	39	82

Scoring Blockers		Rk	No	Name	Succ	Faults	Cont	Total	Avg
		1	15	MAKAROVSZKI Sandor	7	6	7	20	2.33
		2	6	KEKECS Miklos	4	-	12	16	1.33
		3	7	DOMOKOS Andras	3	2	6	11	1.00
		4	8	STIRCZER Jozsef	2	-	5	7	0.67
			1	LOCSEI Sandor	2	2	2	6	0.67
			5	PERES Janos	2	-	1	3	0.67
			7	SZABO Laszlo	1	2	-	3	0.33
			4	GAL Janos	1	-	-	1	0.33
			9	MANYAK Attila	-	2	1	3	0.00
			10	SZECSENYI Lajos	-	2	1	3	0.00
			9	KOVACS Laszlo	-	-	-	-	
			2	SZIGEDI Laszlo	-	-	-	-	
			Total Team			22	16	35	73

Scoring Servers		Rk	No	Name	Succ	Faults	Cont	Total	Avg	
		1	14	MANYAK Attila	2	-	6	8	0.67	
		2	6	KEKECS Miklos	1	2	13	16	0.33	
			7	DOMOKOS Andras	1	-	9	10	0.33	
			15	MAKAROVSZKI Sandor	1	-	8	9	0.33	
			8	STIRCZER Jozsef	1	-	7	8	0.33	
			6	1	LOCSEI Sandor	-	1	9	10	0.00
			3	SZABO Laszlo	-	-	8	8	0.00	
			10	SZECSENYI Lajos	-	1	4	5	0.00	
			5	PERES Janos	-	1	-	1	0.00	
			4	GAL Janos	-	-	-	-		
			9	KOVACS Laszlo	-	-	-	-		
			2	SZIGEDI Laszlo	-	-	-	-		
			Total Team			6	5	64	75	2.00

Team	Opponent Errors & Team Faults	20	4
------	-------------------------------	----	---

Legend:									
Rk	Rank	Succ	Successes	Cont	Continues	Succ %	Success %	Avg	Average per set

Match No 12  
Start Time: 19:00

JPN vs HUN  
0 3


Spectators: 1235

Team	Sets	1	2	3	Total
JPN	0	16	14	25	55
HUN	3	25	25	27	77
	Minutes	20	19	26	65

## HUN · Hungary

Non-Scoring Diggers		Rk	No	Name	Exc	Faults	Cont	Total	Avg
		1	9	KOVACS Laszlo	6	2	4	12	2.00
			15	MAKAROVSZKI Sandor	6	-	1	7	2.00
		3	6	KEKECS Miklos	5	2	2	9	1.67
		4	3	SZABO Laszlo	4	2	1	7	1.33
		5	1	LOCSEI Sandor	3	1	3	7	1.00
		6	8	STIRCZER Jozsef	2	4	1	7	0.67
			14	MANYAK Attila	2	-	1	3	0.67
		8	10	SZECSENYI Lajos	1	-	1	2	0.33
		9	7	DOMOKOS Andras	-	-	1	1	0.00
			5	PERES Janos	-	-	1	1	0.00
			4	GAL Janos	-	-	-	-	-
			2	SZIGEDI Laszlo	-	-	-	-	-
	Total Team					29	11	16	56

Non-Scoring Setters		Rk	No	Name	Exc	Faults	Cont	Total	Avg
		1	7	DOMOKOS Andras	11	3	13	27	3.67
		2	10	SZECSENYI Lajos	5	-	11	16	1.67
		3	1	LOCSEI Sandor	3	-	4	7	1.00
		4	4	GAL Janos	2	-	1	3	0.67
		5	15	MAKAROVSZKI Sandor	1	-	1	2	0.33
		6	6	KEKECS Miklos	-	-	4	4	0.00
			9	KOVACS Laszlo	-	-	4	4	0.00
			3	SZABO Laszlo	-	-	3	3	0.00
			14	MANYAK Attila	-	-	2	2	0.00
			8	STIRCZER Jozsef	-	-	1	1	0.00
			5	PERES Janos	-	-	-	-	-
			2	SZIGEDI Laszlo	-	-	-	-	-
	Total Team					22	3	44	69

Non-Scoring Receivers		Rk	No	Name	Exc	Faults	Cont	Total	Eff %
		1	9	KOVACS Laszlo	21	1	6	28	71.43
			8	STIRCZER Jozsef	5	1	1	7	
			6	KEKECS Miklos	3	-	2	5	
			15	MAKAROVSZKI Sandor	2	-	2	4	
			1	LOCSEI Sandor	-	-	1	1	
			3	SZABO Laszlo	1	-	-	1	
			7	DOMOKOS Andras	-	-	-	-	
			4	GAL Janos	-	-	-	-	
			14	MANYAK Attila	-	-	-	-	
			5	PERES Janos	-	-	-	-	
			10	SZECSENYI Lajos	-	-	-	-	
			2	SZIGEDI Laszlo	-	-	-	-	
	Total Team					32	2	12	46

Limit

25.00%

Legend:

Rk Rank      Exc Excellent      Cont Continues      Eff % Efficiency %      Avg Average per set

PRNVS00000085.00076A 00102120:18V020



P4

PAVILION 3

Preliminaries A				Points per Set					Total Points	Minutes	Spectators
Match	Date	Teams	Sets	1	2	3	4	5			
1	20 Oct 2000	IRI vs NED	3-0	25-19	25-22	25-10			75-51	57	3255
3	20 Oct 2000	USA vs HUN	0-3	16-25	6-25	8-25			30-75	48	1260
5	20 Oct 2000	GER vs JPN	3-0	25-10	25-17	25-14			75-41	55	402
<b>Latest Matches</b>											
8	21 Oct 2000	IRI vs USA	3-0	25-6	25-16	25-9			75-31	49	1855
10	21 Oct 2000	GER vs NED	3-0	25-14	25-19	25-21			75-54	63	1355
12	21 Oct 2000	JPN vs HUN	0-3	16-25	14-25	25-27			55-77	65	1235

Preliminaries B				Points per Set					Total Points	Minutes	Spectators
Match	Date	Teams	Sets	1	2	3	4	5			
2	20 Oct 2000	LBA vs AUS	3-2	25-18	23-25	22-25	25-19	15-12	110-99	112	2520
4	20 Oct 2000	EGY vs KOR	3-0	25-18	25-9	25-14			75-41	53	2113
6	20 Oct 2000	BIH vs FIN	3-1	25-18	25-22	21-25	25-14		96-79	77	900
<b>Latest Matches</b>											
7	21 Oct 2000	EGY vs LBA	3-0	25-9	25-12	25-9			75-30	48	1125
9	21 Oct 2000	BIH vs AUS	3-0	25-6	25-7	25-17			75-30	49	2475
11	21 Oct 2000	FIN vs KOR	3-0	25-16	25-14	25-17			75-47	49	1035

Rank	NPC Code	Matches				Sets			Points		
		Pts	Total	Won	Lost	Won	Lost	Ratio	Won	Lost	Ratio
1	IRI	4	2	2	0	6	0	Max	150	82	1.83
2	HUN	4	2	2	0	6	0	Max	152	85	1.79
3	GER	4	2	2	0	6	0	Max	150	95	1.58
4	NED	2	2	0	2	0	6	0.00	105	150	0.70
5	JPN	2	2	0	2	0	6	0.00	96	152	0.63
6	USA	2	2	0	2	0	6	0.00	61	150	0.41

Rank	NPC Code	Matches				Sets			Points		
		Pts	Total	Won	Lost	Won	Lost	Ratio	Won	Lost	Ratio
1	EGY	4	2	2	0	6	0	Max	150	71	2.11
2	BIH	4	2	2	0	6	1	6.00	171	109	1.57
3	FIN	3	2	1	1	4	3	1.33	154	143	1.08
4	LBA	3	2	1	1	3	5	0.60	140	174	0.80
5	AUS	2	2	0	2	2	6	0.33	129	185	0.70
6	KOR	2	2	0	2	0	6	0.00	88	150	0.59


Legend:  
Pts Standings Points


PRNVS00000086.00084A 00102120:21V010




# JPN · Japan

After 2 Matches

Scoring Attackers	No	Name	MP	SP	Succ	Faults	Cont	Total	Succ %
		1	KATO Masahiko	2	6	4	9	35	48
	2	SATO Ei	2	6	7	9	22	38	18.42
	3	YOSHIDA Hitoshi	2	6	3	7	15	25	12.00
	5	TAKEDA Yoshihito	2	6	-	3	3	6	0.00
	7	NAKAYAMA Robert	2	6	3	5	8	16	18.75
	4	SHIKINE Toshinari	2	6	-	-	3	3	0.00
	6	ARIFUKU Junichi	2	6	-	-	-	-	0.00
	9	TANABE Tsutomu	2	6	-	-	-	-	0.00
	8	TANAKA Koji	2	6	19	19	24	62	30.65
	12	SASAKI Masahiro	2	6	-	-	-	-	0.00
	11	YONEZAWA Atsushi	2	6	-	-	-	-	0.00
	10	WAKAIRO Hiroyuki	2	6	-	-	-	-	0.00
	Team Totals		2	6	36	52	110	198	18.18

Scoring Blockers	No	Name	MP	SP	Succ	Faults	Cont	Total	Avg
		1	KATO Masahiko	2	6	1	4	6	11
	2	SATO Ei	2	6	-	1	2	3	0.00
	3	YOSHIDA Hitoshi	2	6	1	2	2	5	0.17
	5	TAKEDA Yoshihito	2	6	-	2	7	9	0.00
	7	NAKAYAMA Robert	2	6	-	3	10	13	0.00
	4	SHIKINE Toshinari	2	6	-	3	2	5	0.00
	6	ARIFUKU Junichi	2	6	-	-	-	-	0.00
	9	TANABE Tsutomu	2	6	-	-	-	-	0.00
	8	TANAKA Koji	2	6	1	1	10	12	0.17
	12	SASAKI Masahiro	2	6	-	-	-	-	0.00
	11	YONEZAWA Atsushi	2	6	-	-	-	-	0.00
	10	WAKAIRO Hiroyuki	2	6	-	-	-	-	0.00
	Team Totals		2	6	3	16	39	58	0.50


Scoring Servers	No	Name	MP	SP	Succ	Faults	Cont	Total	Avg
		1	KATO Masahiko	2	6	1	1	17	19
	2	SATO Ei	2	6	-	3	8	11	0.00
	3	YOSHIDA Hitoshi	2	6	-	1	14	15	0.00
	5	TAKEDA Yoshihito	2	6	2	1	12	15	0.33
	7	NAKAYAMA Robert	2	6	-	-	19	19	0.00
	4	SHIKINE Toshinari	2	6	-	-	2	2	0.00
	6	ARIFUKU Junichi	2	6	-	-	-	-	0.00
	9	TANABE Tsutomu	2	6	1	-	5	6	0.17
	8	TANAKA Koji	2	6	1	4	4	9	0.17
	12	SASAKI Masahiro	2	6	-	-	-	-	0.00
	11	YONEZAWA Atsushi	2	6	-	-	3	3	0.00
	10	WAKAIRO Hiroyuki	2	6	-	-	-	-	0.00
	Team Totals		2	6	5	10	84	99	0.83


Team	Opponent Errors & Team Faults	52	23
------	-------------------------------	----	----


<b>Legend:</b>							
Succ	Successes	Cont	Continues	Succ %	Success %	Avg	Average per set
MP	Matches Played						
SP	Team Sets Played						

## JPN - Japan

After 2 Matches

Non-Scoring Diggers		No	Name	MP	SP	Exc	Faults	Cont	Total	Avg
		1	KATO Masahiko	2	6	3	13	13	29	0.50
		2	SATO Ei	2	6	5	5	5	15	0.83
		3	YOSHIDA Hitoshi	2	6	6	3	3	12	1.00
		5	TAKEDA Yoshihito	2	6	6	5	5	16	1.00
		7	NAKAYAMA Robert	2	6	10	8	10	28	1.67
		4	SHIKINE Toshinari	2	6	4	-	-	4	0.67
		6	ARIFUKU Junichi	2	6	-	-	-	-	0.00
		9	TANABE Tsutomu	2	6	-	1	-	1	0.00
		8	TANAKA Koji	2	6	19	1	1	21	3.17
		12	SASAKI Masahiro	2	6	-	-	-	-	0.00
		11	YONEZAWA Atsushi	2	6	-	-	-	-	0.00
	10	WAKAIRO Hiroyuki	2	6	-	-	-	-	0.00	
		Team Totals		2	6	53	36	37	126	8.83

Non-Scoring Setters		No	Name	MP	SP	Exc	Faults	Cont	Total	Avg
		1	KATO Masahiko	2	6	1	-	11	12	0.17
		2	SATO Ei	2	6	-	-	4	4	0.00
		3	YOSHIDA Hitoshi	2	6	1	-	12	13	0.17
		5	TAKEDA Yoshihito	2	6	17	-	65	82	2.83
		7	NAKAYAMA Robert	2	6	13	2	46	61	2.17
		4	SHIKINE Toshinari	2	6	-	-	3	3	0.00
		6	ARIFUKU Junichi	2	6	-	-	-	-	0.00
		9	TANABE Tsutomu	2	6	-	-	1	1	0.00
		8	TANAKA Koji	2	6	-	1	7	8	0.00
		12	SASAKI Masahiro	2	6	-	-	-	-	0.00
		11	YONEZAWA Atsushi	2	6	1	-	-	1	0.17
	10	WAKAIRO Hiroyuki	2	6	-	-	-	-	0.00	
		Team Totals		2	6	33	3	149	185	5.50

Non-Scoring Receivers		No	Name	MP	SP	Exc	Faults	Cont	Total	Eff %
		1	KATO Masahiko	2	6	15	5	5	25	40.00
		2	SATO Ei	2	6	15	1	2	18	77.78
		3	YOSHIDA Hitoshi	2	6	14	3	4	21	52.38
		5	TAKEDA Yoshihito	2	6	20	2	2	24	75.00
		7	NAKAYAMA Robert	2	6	16	-	2	18	88.89
		4	SHIKINE Toshinari	2	6	2	-	-	2	100.0
		6	ARIFUKU Junichi	2	6	-	-	-	-	0.00
		9	TANABE Tsutomu	2	6	2	-	-	2	100.0
		8	TANAKA Koji	2	6	12	1	2	15	73.33
		12	SASAKI Masahiro	2	6	-	-	-	-	0.00
		11	YONEZAWA Atsushi	2	6	-	-	-	-	0.00
	10	WAKAIRO Hiroyuki	2	6	-	-	-	-	0.00	
		Team Totals		2	6	96	12	17	125	67.20

Legend:


Exc	Excellent	Cont	Continues	Eff %	Efficiency %	Avg	Average per set	MP	Matches Played
SP	Team Sets Played								


PRNVS00000087.00084A 00102120:22V010




# HUN · Hungary

After 2 Matches

Scoring Attackers		No	Name	MP	SP	Succ	Faults	Cont	Total	Succ %
	1	LOCSEI Sandor	2	6	4	4	2	10	40.00	
	2	SZIGEDI Laszlo	2	6	2	-	1	3	66.67	
	3	SZABO Laszlo	2	6	10	1	19	30	33.33	
	4	GAL Janos	2	6	-	-	-	-	0.00	
	5	PERES Janos	2	6	1	1	1	3	33.33	
	6	KEKECS Miklos	2	6	9	2	10	21	42.86	
	7	DOMOKOS Andras	2	6	1	-	3	4	25.00	
	8	STIRCZER Jozsef	2	6	3	-	3	6	50.00	
	9	KOVACS Laszlo	2	6	-	-	-	-	0.00	
	10	SZECSENYI Lajos	2	6	-	2	3	5	0.00	
	14	MANYAK Attila	2	6	11	3	5	19	57.89	
	15	MAKAROVSZKI Sandor	2	6	12	6	13	31	38.71	
	Team Totals		2	6	53	19	60	132	40.15	

Scoring Blockers		No	Name	MP	SP	Succ	Faults	Cont	Total	Avg
	1	LOCSEI Sandor	2	6	2	2	3	7	0.33	
	2	SZIGEDI Laszlo	2	6	1	2	-	3	0.17	
	3	SZABO Laszlo	2	6	1	3	-	4	0.17	
	4	GAL Janos	2	6	1	-	-	1	0.17	
	5	PERES Janos	2	6	2	-	1	3	0.33	
	6	KEKECS Miklos	2	6	4	1	13	18	0.67	
	7	DOMOKOS Andras	2	6	3	2	8	13	0.50	
	8	STIRCZER Jozsef	2	6	2	-	5	7	0.33	
	9	KOVACS Laszlo	2	6	-	-	-	-	0.00	
	10	SZECSENYI Lajos	2	6	-	2	1	3	0.00	
	14	MANYAK Attila	2	6	2	2	3	7	0.33	
	15	MAKAROVSZKI Sandor	2	6	8	6	9	23	1.33	
	Team Totals		2	6	26	20	43	89	4.33	


Scoring Servers		No	Name	MP	SP	Succ	Faults	Cont	Total	Avg
	1	LOCSEI Sandor	2	6	-	1	13	14	0.00	
	2	SZIGEDI Laszlo	2	6	-	1	2	3	0.00	
	3	SZABO Laszlo	2	6	1	1	15	17	0.17	
	4	GAL Janos	2	6	1	1	-	2	0.17	
	5	PERES Janos	2	6	-	1	3	4	0.00	
	6	KEKECS Miklos	2	6	2	4	24	30	0.33	
	7	DOMOKOS Andras	2	6	5	1	21	27	0.83	
	8	STIRCZER Jozsef	2	6	1	-	8	9	0.17	
	9	KOVACS Laszlo	2	6	-	-	-	-	0.00	
	10	SZECSENYI Lajos	2	6	1	1	14	16	0.17	
	14	MANYAK Attila	2	6	3	1	6	10	0.50	
	15	MAKAROVSZKI Sandor	2	6	2	1	14	17	0.33	
	Team Totals		2	6	16	13	120	149	2.67	


Team	Opponent Errors & Team Faults	57	7
------	-------------------------------	----	---


Legend:									
Succ	Successes	Cont	Continues	Succ %	Success %	Avg	Average per set	MP	Matches Played
SP	Team Sets Played								

# HUN · Hungary

After 2 Matches

Non-Scoring Diggers	No	Name	MP	SP	Exc	Faults	Cont	Total	Avg	
	1	LOCSEI Sandor	2	6	7	3	6	16	1.17	
	2	SZIGEDI Laszlo	2	6	-	-	-	-	0.00	
	3	SZABO Laszlo	2	6	5	2	1	8	0.83	
	4	GAL Janos	2	6	-	-	1	1	0.00	
	5	PERES Janos	2	6	-	-	3	3	0.00	
	6	KEKECS Miklos	2	6	10	3	5	18	1.67	
	7	DOMOKOS Andras	2	6	1	-	2	3	0.17	
	8	STIRCZER Jozsef	2	6	4	4	1	9	0.67	
	9	KOVACS Laszlo	2	6	9	3	6	18	1.50	
	10	SZECSENYI Lajos	2	6	1	-	1	2	0.17	
	14	MANYAK Attila	2	6	6	1	1	8	1.00	
	15	MAKAROVSZKI Sandor	2	6	6	2	5	13	1.00	
	Team Totals			2	6	49	18	32	99	8.17

Non-Scoring Setters	No	Name	MP	SP	Exc	Faults	Cont	Total	Avg	
	1	LOCSEI Sandor	2	6	5	-	5	10	0.83	
	2	SZIGEDI Laszlo	2	6	-	-	-	-	0.00	
	3	SZABO Laszlo	2	6	1	-	3	4	0.17	
	4	GAL Janos	2	6	5	-	2	7	0.83	
	5	PERES Janos	2	6	-	-	-	-	0.00	
	6	KEKECS Miklos	2	6	-	-	6	6	0.00	
	7	DOMOKOS Andras	2	6	21	3	23	47	3.50	
	8	STIRCZER Jozsef	2	6	-	-	1	1	0.00	
	9	KOVACS Laszlo	2	6	-	-	5	5	0.00	
	10	SZECSENYI Lajos	2	6	7	-	13	20	1.17	
	14	MANYAK Attila	2	6	-	-	2	2	0.00	
	15	MAKAROVSZKI Sandor	2	6	2	-	3	5	0.33	
	Team Totals			2	6	41	3	63	107	6.83


Non-Scoring Receivers	No	Name	MP	SP	Exc	Faults	Cont	Total	Eff %	
	1	LOCSEI Sandor	2	6	2	1	1	4	25.00	
	2	SZIGEDI Laszlo	2	6	-	-	-	-	0.00	
	3	SZABO Laszlo	2	6	3	-	-	3	100.0	
	4	GAL Janos	2	6	-	-	-	-	0.00	
	5	PERES Janos	2	6	-	-	-	-	0.00	
	6	KEKECS Miklos	2	6	10	-	2	12	83.33	
	7	DOMOKOS Andras	2	6	-	-	-	-	0.00	
	8	STIRCZER Jozsef	2	6	6	1	1	8	62.50	
	9	KOVACS Laszlo	2	6	24	3	8	35	60.00	
	10	SZECSENYI Lajos	2	6	-	-	-	-	0.00	
	14	MANYAK Attila	2	6	1	-	-	1	100.0	
	15	MAKAROVSZKI Sandor	2	6	2	-	2	4	50.00	
	Team Totals			2	6	48	5	14	67	64.18


Legend:


Exc	Excellent	Cont	Continues	Exc %	Efficiency %	Avg	Average per set	MP	Matches Played
SP	Team Sets Played								

PRNVS00000088.00085A 00102120:25V020




Scoring Attackers		Rk	Name	NPC	MP	SP	Succ	Faults	Cont	Total	Succ %
	1	Islamic Republic of Iran	IRI	2	6	59	16	64	139	42.45	
	2	Hungary	HUN	2	6	53	19	60	132	40.15	
	3	Bosnia & Herzegovina	BIH	2	7	81	43	93	217	37.33	
	4	Germany	GER	2	6	63	24	87	174	36.21	
	5	Netherlands	NED	2	6	56	27	78	161	34.78	
	6	Egypt	EGY	2	6	53	27	85	165	32.12	
	7	Finland	FIN	2	7	68	33	115	216	31.48	
	8	Korea	KOR	2	6	37	38	85	160	23.13	
	9	Australia	AUS	2	8	44	33	123	200	22.00	
	10	Libyan Arab Jamahiriya	LBA	2	8	34	37	84	155	21.94	
	11	United States of America	USA	2	6	23	32	50	105	21.90	
	12	Japan	JPN	2	6	36	52	110	198	18.18	
Total Tournament					12	39	607	381	1034	2022	30.02


Scoring Blockers		Rk	Name	NPC	MP	SP	Succ	Faults	Cont	Total	Avg
	1	Hungary	HUN	2	6	26	20	43	89	4.33	
	2	Australia	AUS	2	8	23	28	30	81	2.88	
	3	Netherlands	NED	2	6	16	42	51	109	2.67	
	4	Germany	GER	2	6	16	22	49	87	2.67	
	5	Bosnia & Herzegovina	BIH	2	7	18	27	50	95	2.57	
	6	Egypt	EGY	2	6	15	15	31	61	2.50	
	7	Islamic Republic of Iran	IRI	2	6	13	25	37	75	2.17	
	8	Finland	FIN	2	7	13	27	37	77	1.86	
	9	Libyan Arab Jamahiriya	LBA	2	8	13	22	36	71	1.63	
	10	Korea	KOR	2	6	9	38	28	75	1.50	
	11	United States of America	USA	2	6	7	29	36	72	1.17	
	12	Japan	JPN	2	6	3	16	39	58	0.50	
Total Tournament					12	39	172	311	467	950	4.41


Scoring Servers		Rk	Name	NPC	MP	SP	Succ	Faults	Cont	Total	Avg
	1	Islamic Republic of Iran	IRI	2	6	26	6	115	147	4.33	
	2	Hungary	HUN	2	6	16	13	120	149	2.67	
	3	Bosnia & Herzegovina	BIH	2	7	16	11	140	167	2.29	
	4	Egypt	EGY	2	6	12	5	130	147	2.00	
	5	Germany	GER	2	6	11	17	118	146	1.83	
	6	Libyan Arab Jamahiriya	LBA	2	8	10	12	118	140	1.25	
	7	Finland	FIN	2	7	7	11	136	154	1.00	
	8	United States of America	USA	2	6	6	16	41	63	1.00	
	9	Japan	JPN	2	6	5	10	84	99	0.83	
	10	Australia	AUS	2	8	5	30	95	130	0.63	
	11	Korea	KOR	2	6	1	10	79	90	0.17	
	12	Netherlands	NED	2	6	-	10	97	107	0.00	
Total Tournament					12	39	115	151	1273	1539	2.95

Legend:											
Rk	Rank	Succ	Successes	Cont	Continues	Succ %	Success %	Avg	Average per set		
MP	Matches Played	SP	Sets Played								



Non-Scoring Diggers		Rk	Name	NPC	MP	SP	Exc	Faults	Cont	Total	Avg
	1	Egypt	EGY	2	6	90	12	14	116	15.00	
	2	Bosnia & Herzegovina	BIH	2	7	99	13	24	136	14.14	
	3	Finland	FIN	2	7	67	30	35	132	9.57	
	4	Islamic Republic of Iran	IRI	2	6	56	18	23	97	9.33	
	5	Japan	JPN	2	6	53	36	37	126	8.83	
	6	Germany	GER	2	6	51	22	47	120	8.50	
	7	Hungary	HUN	2	6	49	18	32	99	8.17	
	8	Australia	AUS	2	8	60	50	62	172	7.50	
	9	Korea	KOR	2	6	38	33	38	109	6.33	
	10	Netherlands	NED	2	6	22	33	58	113	3.67	
	11	Libyan Arab Jamahiriya	LBA	2	8	25	48	121	194	3.13	
	12	United States of America	USA	2	6	14	35	49	98	2.33	
Total Tournament					12	39	624	348	540	1512	16.00

Non-Scoring Setters		Rk	Name	NPC	MP	SP	Exc	Faults	Cont	Total	Avg
	1	Germany	GER	2	6	55	2	99	156	9.17	
	2	Bosnia & Herzegovina	BIH	2	7	63	2	110	175	9.00	
	3	Netherlands	NED	2	6	50	3	91	144	8.33	
	4	Finland	FIN	2	7	53	3	117	173	7.57	
	5	Egypt	EGY	2	6	42	5	84	131	7.00	
	6	Islamic Republic of Iran	IRI	2	6	42	1	66	109	7.00	
	7	Hungary	HUN	2	6	41	3	63	107	6.83	
	8	Japan	JPN	2	6	33	3	149	185	5.50	
	9	Korea	KOR	2	6	25	3	92	120	4.17	
	10	Australia	AUS	2	8	27	3	116	146	3.38	
	11	United States of America	USA	2	6	14	3	67	84	2.33	
	12	Libyan Arab Jamahiriya	LBA	2	8	18	9	98	125	2.25	
Total Tournament					12	39	463	40	1152	1655	11.87

Non-Scoring Receivers		Rk	Name	NPC	MP	SP	Exc	Faults	Cont	Total	Eff %
	1	Finland	FIN	2	7	107	6	8	121	83.47	
	2	Egypt	EGY	2	6	46	-	11	57	80.70	
	3	Bosnia & Herzegovina	BIH	2	7	78	3	15	96	78.13	
	4	Germany	GER	2	6	63	2	17	82	74.39	
	5	Netherlands	NED	2	6	91	11	13	115	69.57	
	6	Japan	JPN	2	6	96	12	17	125	67.20	
	7	Islamic Republic of Iran	IRI	2	6	44	2	18	64	65.63	
	8	Hungary	HUN	2	6	48	5	14	67	64.18	
	9	Australia	AUS	2	8	92	14	43	149	52.35	
	10	Libyan Arab Jamahiriya	LBA	2	8	80	12	38	130	52.31	
	11	United States of America	USA	2	6	67	18	33	118	41.53	
	12	Korea	KOR	2	6	33	9	88	130	18.46	
Total Tournament					12	39	845	94	315	1254	59.89

Legend:		Exc	Cont	Eff %	Avg
Rk	Rank	Excellent	Continues	Efficiency %	Average per set
MP	Matches Played	SP	Sets Played		



PRNVS00000089.00085B 00102120:25V020




### BEST SCORERS


Rk	No	Name	NPC	%	MP	SP	Attack	Block	Serve	Total
1	8	MELANEN Lauri	FIN	28.4	2	7	21	1	3	25
2	9	SCHRAPP Juergen	GER	26.7	2	6	17	2	5	24
3	7	ROWORTH Brett	AUS	30.6	2	8	15	6	1	22
	15	MAKAROVSKI Sandor	HUN	23.2	2	6	12	8	2	22
5	8	TANAKA Koji	JPN	47.7	2	6	19	1	1	21
	7	MAHMIC Zikret	BIH	18.3	2	7	18	1	2	21
7	1	GODINJAK Ismet	BIH	17.4	2	7	18	1	1	20
8	8	MIMBERG Dirk	GER	21.1	2	6	18	1	0	19
9	3	AALDERS Henk	NED	25.0	2	6	17	1	0	18
	1	ELSHAWIKH Hesham	EGY	22.5	2	6	11	4	3	18
	2	MANKO Adnan	BIH	15.7	2	7	9	7	2	18
12	8	KIM Sung-Hoon	KOR	36.2	2	6	13	3	1	17
	12	BEHRVAN Hojat	IRI	17.3	2	6	13	1	3	17
14	1	TOP Pieter	NED	22.2	2	6	11	5	0	16
	14	MANYAK Attila	HUN	16.8	2	6	11	2	3	16
	3	HASSAN Yasser	EGY	20.0	2	6	11	1	4	16
17	12	BARSCHEFF Steffen	GER	16.7	2	6	9	4	2	15
	6	KEKECS Miklos	HUN	15.8	2	6	9	4	2	15
	5	MEDIC Asim	BIH	13.0	2	7	6	7	2	15
20	10	HASSAN Adel	EGY	17.5	2	6	9	4	1	14
21	11	VENAELAEINEN Olavi	FIN	14.8	2	7	12	1	0	13
	9	HUSSEIN Mohamed	EGY	16.3	2	6	11	2	0	13
	3	PEIDAYESH Reza	IRI	13.3	2	6	10	2	1	13
	8	SOBCZAK Greg	AUS	18.1	2	8	8	5	0	13
	12	VERSTAPPEN Johan	NED	18.1	2	6	8	5	0	13
	6	SAEID I Hashem	LBA	22.8	2	8	8	1	4	13
27	3	SZABO Laszlo	HUN	12.6	2	6	10	1	1	12
	3	PARK Hyun-Dong	KOR	25.5	2	6	9	3	0	12
	9	ZIRAH I Isa	IRI	12.2	2	6	5	2	5	12
30	10	PULLI Matti	FIN	12.5	2	7	8	3	0	11
	11	DELALIC Sabahudin	BIH	9.6	2	7	6	1	4	11
	4	ELKELABE Zuhair M	LBA	19.3	2	8	5	4	2	11
	12	ABD ELYAZID Mohamed	EGY	13.8	2	6	5	3	3	11
	2	STETTNER Ferenc	GER	12.2	2	6	4	3	4	11
35	12	VISTBACKA Aulis	FIN	11.4	2	7	7	2	1	10
	1	BRAY Edward	AUS	13.9	2	8	6	4	0	10
	2	RAHIMI Mohammadreza	IRI	10.2	2	6	4	1	5	10
<b>Total Tournament</b>					12	39	607	172	115	894


NOTE: 40 players are listed; except where ties would extend the list beyond 40 in which case the tied players are not listed.

Legend:							
Rk	Rank	%	% of points won by all players in team	MP	Matches Played	SP	Team Sets Played




Scoring Attackers		Rk	No	Name	NPC	MP	SP	Succ	Faults	Cont	Total	Succ %
	1	1	GODINJAK Ismet	BIH	2	7	18	3	12	33	54.55	
	2	12	BEHAVAN Hojat	IRI	2	6	13	2	11	26	50.00	
	3	3	PEIDAYESH Reza	IRI	2	6	10	3	8	21	47.62	
	4	9	SCHRAPP Juergen	GER	2	6	17	1	20	38	44.74	
	5	8	MELANEN Lauri	FIN	2	7	21	9	17	47	44.68	
	6	3	HASSAN Yasser	EGY	2	6	11	3	11	25	44.00	
	7	7	MAHMIC Zikret	BIH	2	7	18	9	14	41	43.90	
	8	6	KEKECS Miklos	HUN	2	6	9	2	10	21	42.86	
	9	8	MIMBERG Dirk	GER	2	6	18	7	18	43	41.86	
	10	15	MAKAROVSKI Sandor	HUN	2	6	12	6	13	31	38.71	
Limit Percentage 15.00%				Total Tournament		12	39	607	381	1034	2022	30.02


Scoring Blockers		Rk	No	Name	NPC	MP	SP	Succ	Faults	Cont	Total	Avg
	1	15	MAKAROVSKI Sandor	HUN	2	6	8	6	9	23	1.33	
	2	2	MANKO Adnan	BIH	2	7	7	7	14	28	1.00	
	5		MEDIC Asim	BIH	2	7	7	8	6	21	1.00	
	4	1	TOP Pieter	NED	2	6	5	5	10	20	0.83	
	12		VERSTAPPEN Johan	NED	2	6	5	5	2	12	0.83	
	6	7	ROWORTH Brett	AUS	2	8	6	3	2	11	0.75	
	7	6	KEKECS Miklos	HUN	2	6	4	1	13	18	0.67	
	1		ELSHAWIKH Hesham	EGY	2	6	4	3	10	17	0.67	
	12		BARSCHE Steffen	GER	2	6	4	4	7	15	0.67	
	10		HASSAN Adel	EGY	2	6	4	-	2	6	0.67	
				Total Tournament		12	39	172	311	467	950	4.41


Scoring Servers		Rk	No	Name	NPC	MP	SP	Succ	Faults	Cont	Total	Avg
	1	9	SCHRAPP Juergen	GER	2	6	5	3	21	29	0.83	
	7		DOMOKOS Andras	HUN	2	6	5	1	21	27	0.83	
	9		ZIRAH Isha	IRI	2	6	5	-	9	14	0.83	
	2		RAHIMI Mohammadreza	IRI	2	6	5	-	7	12	0.83	
	5	3	HASSAN Yasser	EGY	2	6	4	2	22	28	0.67	
	2		STETTNER Ferenc	GER	2	6	4	4	18	26	0.67	
	5		SOLEIMANI Majid	IRI	2	6	4	-	16	20	0.67	
	8	11	DELALIC Sabahudin	BIH	2	7	4	1	39	44	0.57	
				Total Tournament		12	39	115	151	1273	1539	2.95

NOTE: 10 players are listed per skill; except where ties would extend the list beyond 10 in which case the tied players are not listed.

Legend:		Succ	Cont	Succ %	Avg
Rk	Rank	Successes	Continues	Success %	Average per set
MP	Matches Played	SP	Team Sets Played		

Non-Scoring Diggers		Rk No	Name	NPC	MP	SP	Exc	Faults	Cont	Total	Avg
	1	12	ABD ELYAZID Mohamed	EGY	2	6	23	4	2	29	3.83
	2	8	TANAKA Koji	JPN	2	6	19	1	1	21	3.17
	3	2	MANKO Adnan	BIH	2	7	21	2	4	27	3.00
	4	11	VENAELAEINEN Olavi	FIN	2	7	18	5	8	31	2.57
	5	3	HASSAN Yasser	EGY	2	6	15	2	1	18	2.50
	6	9	SALKIC Nedzad	BIH	2	7	17	1	5	23	2.43
	7	5	MEDIC Asim	BIH	2	7	16	3	7	26	2.29
	8	1	ELSHAWIKH Hesham	EGY	2	6	13	1	5	19	2.17
	9	7	ROWORTH Brett	AUS	2	8	16	15	12	43	2.00
		5	KIM Bong-Ju	KOR	2	6	12	10	6	28	2.00
	<b>Total Tournament</b>					12	39	624	348	540	1512

Non-Scoring Setters		Rk No	Name	NPC	MP	SP	Exc	Faults	Cont	Total	Avg
	1	6	SOICKE Siegmund	GER	2	6	34	1	36	71	5.67
	2	4	OONK Alfred	NED	2	6	30	1	38	69	5.00
	3	11	DELALIC Sabahudin	BIH	2	7	31	-	49	80	4.43
	4	7	DOMOKOS Andras	HUN	2	6	21	3	23	47	3.50
	5	3	HASSAN Yasser	EGY	2	6	18	-	40	58	3.00
	6	10	PULLI Matti	FIN	2	7	20	1	39	60	2.86
		2	MANKO Adnan	BIH	2	7	20	2	34	56	2.86
	8	5	TAKEDA Yoshihito	JPN	2	6	17	-	65	82	2.83
	9	4	LAINE Jukka	FIN	2	7	17	2	42	61	2.43
	10	2	STETTNER Ferenc	GER	2	6	14	-	37	51	2.33
	<b>Total Tournament</b>					12	39	463	40	1152	1655

Non-Scoring Receivers		Rk No	Name	NPC	MP	SP	Exc	Faults	Cont	Total	Eff %
	1	5	VENDERBOSCH Andre	NED	2	6	43	3	5	51	78.43
	2	3	RENGER Thomas	GER	2	6	19	1	7	27	66.67
	3	9	KOVACS Laszlo	HUN	2	6	24	3	8	35	60.00
		5	KIM Bong-Ju	KOR	2	6	9	2	26	37	
		7	ROWORTH Brett	AUS	2	8	17	2	12	31	
		1	YOON Chul-Ho	KOR	2	6	13	-	18	31	
		11	NORTH Brant	AUS	2	8	21	1	5	27	
		8	SOBCZAK Greg	AUS	2	8	19	3	5	27	
		1	KATO Masahiko	JPN	2	6	15	5	5	25	
		9	ABDELGADER SALEH Saleh Ibrahim	LBA	2	8	16	1	7	24	
	<b>Total Tournament</b>					12	39	845	94	315	1254

Limit Percentage  
25.00%

NOTE: 10 players are listed per skill; except where ties would extend the list beyond 10 in which case the tied players are not listed.

Legend:		Exc	Cont	Eff %	Avg
Rk	Rank	Excellent	Continues	Efficiency %	Average per set
MP	Matches Played	SP	Team Sets Played		

PRNVS0000008A.00058 00102121:00V010

Time	Match	Phase	Team	Officials
10:30	13	Preliminaries A	Islamic Republic of Iran vs Germany	IRI GER <b>Referees</b> FELDSHTEYN Viktor (UKR) SHEHATA Mohamed (EGY) <b>Control Committee</b> WALTON Steve (GBR) BROUWERS Gerard (NED) <b>Scorers</b> SCHIPPER Eddy (NED) HARRISSON Sarah (AUS) <b>Linejudges</b> McMAHON Jeannine (USA) SEKHAR Niranjan (AUS) CLARK Lynne (AUS) WILSON Elizabeth (USA)
12:00	14	Preliminaries B	Korea vs Libyan Arab Jamahiriya	KOR LBA <b>Referees</b> DAVISON Andrew (AUS) KARADI Gabor (HUN) <b>Control Committee</b> WALTON Steve (GBR) BROUWERS Gerard (NED) <b>Scorers</b> JAMES Bronwyn (AUS) FOWLER Janet (AUS) <b>Linejudges</b> LONGLEY Kathryn (AUS) BARKER Simone (AUS) RODGER Andrew (AUS) THINNES Roger (USA)
13:30	15	Preliminaries A	Japan vs United States of America	JPN USA <b>Referees</b> LOGAN Colin (AUS) SOLVANG Jan Otto (NOR) <b>Control Committee</b> PONT Juan (ESP) ROSENTHAL Radu (ISR) <b>Scorers</b> HARRISSON Sarah (AUS) WARR Susan (AUS) <b>Linejudges</b> TOOVEY Leigh (AUS) CLARK Lynne (AUS) PASSFIELD Karen (AUS) ALKSNIS Ritvars (LAT)
16:00	16	Preliminaries B	Bosnia & Herzegovina vs Egypt	BIH EGY <b>Referees</b> FARMER Pierre (CAN) VAN DE LOO Henricus (NED) <b>Control Committee</b> PONT Juan (ESP) ROSENTHAL Radu (ISR) <b>Scorers</b> FOWLER Janet (AUS) JAMES Bronwyn (AUS) <b>Linejudges</b> GIBBS Mike (USA) SCHULBERGS Marika (AUS) BARKER Simone (AUS) McINTYRE Leisa (USA)
17:30	17	Preliminaries A	Hungary vs Netherlands	HUN NED <b>Referees</b> KHOEINI Hossein (IRI) HELAC Senad (BIH) <b>Control Committee</b> COUZNER Barry (AUS) CAMPBELL Joe (USA) <b>Scorers</b> RODGER Andrew (AUS) SEKHAR Niranjan (AUS) <b>Linejudges</b> ALKSNIS Ritvars (LAT) LONGLEY Kathryn (AUS) WILSON Elizabeth (USA) McMAHON Jeannine (USA)
19:00	18	Preliminaries B	Finland vs Australia	FIN AUS <b>Referees</b> FISCHER Ute Maria (GER) CAMPBELL Joe (USA) <b>Control Committee</b> SAVELKOUL Gene (NED) LOTAN Gabriel (ISR) <b>Scorers</b> PASSFIELD Karen (AUS) SCHULBERGS Marika (AUS) <b>Linejudges</b> McINTYRE Leisa (USA) TOOVEY Leigh (AUS) WARR Susan (AUS) GIBBS Mike (USA)

Volleyball - Sitting

Volleyball - Sitting

Volleyball - Sitting

Volleyball - Sitting

Volleyball - Sitting

Volleyball - Sitting

PRNVS0000008B.00027 00102208:09V010

GOOD MORNING FROM SITTING VOLLEYBALL



PRNVS0000008C.00051 00102208:12V010

Match No: 13  
Start Time: 10:30

IRI vs GER

First Referee: FELDSHTEYN Viktor (UKR)

Second Referee: SHEHATA Mohamed (EGY)

### Islamic Republic of Iran (IRI)

No.	Name	Medical Class	Date of Birth	Tournament Totals				
				Attack	Block	Serve	Total	%
1	ESHAGHI Ali	E	12 NOV 1971	2	1	1	4	4.08
2	RAHIMI Mohammadreza	E	12 OCT 1971	4	1	5	10	10.20
3	PEIDAYESH Reza	MD	5 SEP 1978	10	2	1	13	13.27
4	KASHFIA Ali (C)	E	12 DEC 1963	3	1	0	4	4.08
5	SOLEIMANI Majid	E	6 SEP 1964	3	1	4	8	8.16
6	GOLKAR AZGHANDI Ali	E	21 MAR 1969	6	0	3	9	9.18
7	ASHOURI Farshid (L)	E	21 MAR 1964	0	0	0	0	0.00
8	EIMERI Jalil	E	21 SEP 1972	5	0	3	8	8.16
9	ZIRAH Isha	E	4 JUN 1979	5	2	5	12	12.24
10	FIROUZI Parviz	E	20 FEB 1969	5	2	1	8	8.16
11	SALAVATIAN Aliakbar	E	2 MAY 1967	3	2	0	5	5.10
12	BEHRAVAN Hojat	E	19 DEC 1979	13	1	3	17	17.35

Head Coach : REZAEIGARKANI Hadi

Results in these Paralympic Games

Round	Opponent	Result	Set Scores	Round	Opponent	Result	Set Scores
Preliminaries A	NED	3-0	25-19,25-22,25-10	Preliminaries A	USA	3-0	25-6,25-16,25-9

### Germany (GER)

No.	Name	Medical Class	Date of Birth	Tournament Totals				
				Attack	Block	Serve	Total	%
1	SCHIFFLER Alexander	E	20 JAN 1982	3	0	0	3	3.33
2	STETTNER Ferenc	E	14 MAY 1958	4	3	4	11	12.22
3	RENGER Thomas	E	19 AUG 1972	6	2	0	8	8.89
5	HAUSSIG Uwe	E	4 MAR 1963	1	0	0	1	1.11
6	SOICKE Siegmund	E	12 JAN 1956	1	2	0	3	3.33
7	von der TRENCK Stefan	E	19 MAR 1959	1	0	0	1	1.11
8	MIMBERG Dirk	E	1 AUG 1966	18	1	0	19	21.11
9	SCHRAPP Juergen (C)	E	27 JUL 1974	17	2	5	24	26.67
10	WISCHNEWSKI Stefan	E	19 OCT 1969	0	0	0	0	0.00
11	RICKMANN Martin	MD	15 OCT 1969	3	2	0	5	5.56
12	BARSCHEFF Steffen	E	23 JUN 1967	9	4	2	15	16.67

Head Coach : DE HAAN Jouke

Results in these Paralympic Games

Round	Opponent	Result	Set Scores	Round	Opponent	Result	Set Scores
Preliminaries A	JPN	3-0	25-10,25-17,25-14	Preliminaries A	NED	3-0	25-14,25-19,25-21

**Legend:**

(C) Team Captain (L) Libero Player % Percent of total team scoring  
E Eligible MD Minimal Disability

PRNVS0000008D.00051 00102208:12V010

Match No: 14  
Start Time: 12:00

**KOR vs LBA**

**First Referee:** DAVISON Andrew (AUS)

**Second Referee:** KARADI Gabor (HUN)

**Korea (KOR)**

No.	Name	Medical Class	Date of Birth	Tournament Totals				
				Attack	Block	Serve	Total	%
1	YOON Chul-Ho	E	21 APR 1967	2	1	0	3	6.38
2	PARK Woo-Sung (C)	E	10 JUL 1963	0	0	0	0	0.00
3	PARK Hyun-Dong	E	22 APR 1969	9	3	0	12	25.53
4	LEE Jun-Hmm	E	28 NOV 1969	0	0	0	0	0.00
5	KIM Bong-Ju (L)	E	22 OCT 1973	0	0	0	0	0.00
6	KANG Duck-Chan	E	12 AUG 1967	7	1	0	8	17.02
7	JEON Seon-Ju	E	16 JUN 1968	0	0	0	0	0.00
8	KIM Sung-Hoon	E	6 OCT 1975	13	3	1	17	36.17
9	SEO Gu-Hwaun	E	26 DEC 1967	1	0	0	1	2.13
10	BACK Young-Kil	E	13 DEC 1968	4	1	0	5	10.64
11	NA Myung-Jong	E	5 APR 1973	1	0	0	1	2.13
12	MOON Kyoung-Rok	E	24 DEC 1971	0	0	0	0	0.00

**Head Coach :** PARK Tae-Hyun

Results in these Paralympic Games

Round	Opponent	Result	Set Scores	Round	Opponent	Result	Set Scores
Preliminaries B	EGY	0-3	18-25, 9-25, 14-25	Preliminaries B	FIN	0-3	16-25, 14-25, 17-25

**Libyan Arab Jamahiriya (LBA)**

No.	Name	Medical Class	Date of Birth	Tournament Totals				
				Attack	Block	Serve	Total	%
2	SALIL Ali Said	E	1 JAN 1975	5	2	1	8	14.04
3	ALMEDNENE Mousbah A M	E	15 MAY 1972	0	0	0	0	0.00
4	ELKELABE Zuhair M	E	1 JAN 1967	5	4	2	11	19.30
5	ELGHASHIR Abulgasem	E	29 NOV 1968	1	0	0	1	1.75
6	SAEID I Hashem	E	17 APR 1971	8	1	4	13	22.81
7	M SUSAEN Gama	E	16 APR 1975	0	1	0	1	1.75
8	ALAGURI Salah (C)	E	19 APR 1967	6	0	0	6	10.53
9	ABDELGADER SALEH Saleh Ibrahim	E	2 JAN 1967	4	0	1	5	8.77
10	ABUSETIN Mustafa	E	26 DEC 1968	3	2	1	6	10.53
11	EMHEMED SALEM Salem	E	1 JAN 1967	1	0	1	2	3.51
12	ZAITUNI Abdulhakim H	E	28 JAN 1969	0	1	0	1	1.75
13	MANSUR Salem	E	2 OCT 1965	1	2	0	3	5.26

**Head Coach :** NOUH Ramdans

Results in these Paralympic Games

Round	Opponent	Result	Set Scores	Round	Opponent	Result	Set Scores
Preliminaries B	AUS	3-2	25-18, 23-25, 22-25, 25-19, 15-12	Preliminaries B	EGY	0-3	9-25, 12-25, 9-25

**Legend:**

(C) Team Captain (L) Libero Player % Percent of total team scoring  
E Eligible MD Minimal Disability

PRNVS0000008E.00051 00102208:12V010

Match No: 15  
Start Time: 13:30

JPN vs USA

First Referee: LOGAN Colin (AUS)  
Second Referee: SOLVANG Jan Otto (NOR)

## Japan (JPN)

No.	Name	Medical Class	Date of Birth	Tournament Totals				
				Attack	Block	Serve	Total	%
1	KATO Masahiko	E	16 APR 1969	4	1	1	6	13.64
2	SATO Ei (C)	E	1 OCT 1963	7	0	0	7	15.91
3	YOSHIDA Hitoshi	E	13 OCT 1966	3	1	0	4	9.09
4	SHIKINE Toshinari	E	5 FEB 1965	0	0	0	0	0.00
5	TAKEDA Yoshihito	E	1 JUN 1967	0	0	2	2	4.55
6	ARIFUKU Junichi	MD	27 MAR 1963	0	0	0	0	0.00
7	NAKAYAMA Robert	E	22 FEB 1976	3	0	0	3	6.82
8	TANAKA Koji	E	26 AUG 1967	19	1	1	21	47.73
9	TANABE Tsutomu	E	15 APR 1963	0	0	1	1	2.27
10	WAKAIRO Hiroyuki	MD	21 JUL 1971	0	0	0	0	0.00
11	YONEZAWA Atsushi	E	26 JAN 1974	0	0	0	0	0.00
12	SASAKI Masahiro	E	12 SEP 1967	0	0	0	0	0.00

Head Coach : MANO Yoshihisa

Results in these Paralympic Games

Round	Opponent	Result	Set Scores	Round	Opponent	Result	Set Scores
Preliminaries A	GER	0-3	10-25,17-25,14-25	Preliminaries A	HUN	0-3	16-25,14-25,25-27

## United States of America (USA)

No.	Name	Medical Class	Date of Birth	Tournament Totals				
				Attack	Block	Serve	Total	%
1	HAMIDO Essameldin Ragab	E	24 FEB 1961	3	1	2	6	16.67
2	GLOWACKI Matthew	E	10 APR 1973	0	0	0	0	0.00
3	LEASE Curtis	E	17 DEC 1971	0	0	0	0	0.00
4	LANGE Tracey Joseph	E	11 MAR 1967	0	0	1	1	2.78
5	COPPENS Matthew	E	18 APR 1971	0	0	0	0	0.00
6	TERPENNING James	E	26 OCT 1968	0	0	0	0	0.00
7	SMITH Kurt	E	21 DEC 1963	0	0	1	1	2.78
8	JOHNSON Bradley	E	9 SEP 1970	4	3	0	7	19.44
9	DUGAN Jim (L)	E	16 JUL 1947	0	0	0	0	0.00
10	MORAN Paul	E	31 DEC 1966	7	0	0	7	19.44
11	DEMBY William (C)	E	8 SEP 1950	2	2	1	5	13.89
14	KESLER Jim	E	1 JUN 1961	7	1	1	9	25.00

Head Coach : HULETT Michael

Results in these Paralympic Games

Round	Opponent	Result	Set Scores	Round	Opponent	Result	Set Scores
Preliminaries A	HUN	0-3	16-25, 6-25, 8-25	Preliminaries A	IRI	0-3	6-25,16-25, 9-25

**Legend:**

(C) Team Captain (L) Libero Player % Percent of total team scoring  
E Eligible MD Minimal Disability

PRNVS0000008F.00051 00102208:12V010

Match No: 16  
Start Time: 16:00

BIH vs EGY

First Referee: FARMER Pierre (CAN)  
Second Referee: VAN DE LOO Henricus (NED)

## Bosnia & Herzegovina (BIH)

No.	Name	Medical Class	Date of Birth	Tournament Totals				
				Attack	Block	Serve	Total	%
1	GODINJAK Ismet	E	17 MAR 1973	18	1	1	20	17.39
2	MANKO Adnan	E	16 JAN 1977	9	7	2	18	15.65
3	NUHANOVIC Sevko (C)	E	17 SEP 1958	5	1	2	8	6.96
4	IBRAKOVIC Edin	E	6 JUL 1962	4	0	1	5	4.35
5	MEDIC Asim	E	3 AUG 1969	6	7	2	15	13.04
6	CAUSEVIC Fikret	E	13 MAY 1973	6	0	2	8	6.96
7	MAHMIC Zikret	E	4 JAN 1971	18	1	2	21	18.26
8	HAMZIC Dzevad	E	4 SEP 1968	6	0	0	6	5.22
9	SALKIC Nedžad (L)	E	26 OCT 1969	1	0	0	1	0.87
10	CISIJA Abid	E	9 JAN 1967	0	0	0	0	0.00
11	DELALIC Sabahudin	E	17 AUG 1972	6	1	4	11	9.57
12	ALIC Nevzet	MD	5 JAN 1961	2	0	0	2	1.74

Head Coach : HRUSTEMOVIC Mirza

Results in these Paralympic Games

Round	Opponent	Result	Set Scores	Round	Opponent	Result	Set Scores
Preliminaries B	FIN	3-1	25-18,25-22,21-25,25-14	Preliminaries B	AUS	3-0	25- 6,25- 7,25-17

## Egypt (EGY)

No.	Name	Medical Class	Date of Birth	Tournament Totals				
				Attack	Block	Serve	Total	%
1	ELSHAWIKH Hesham	E	2 FEB 1975	11	4	3	18	22.50
2	AWED Tamer	E	9 MAR 1971	0	0	0	0	0.00
3	HASSAN Yasser	E	14 OCT 1973	11	1	4	16	20.00
4	ABD ALLA Ashraf	E	25 FEB 1974	3	1	0	4	5.00
5	EL BAHAEY Taher	E	9 JUN 1972	2	0	1	3	3.75
7	HASSANEIN Salah	E	9 SEP 1974	0	0	0	0	0.00
8	ABD ELLATIF Abd Elnabi (L)	E	18 JUN 1972	0	0	0	0	0.00
9	HUSSEIN Mohamed	E	6 JAN 1968	11	2	0	13	16.25
10	HASSAN Adel (C)	E	19 AUG 1966	9	4	1	14	17.50
11	ELHELBAWI Rezek	E	1 JAN 1978	1	0	0	1	1.25
12	ABD ELYAZID Mohamed	E	29 MAR 1979	5	3	3	11	13.75

Head Coach : DARWISH Mansour

Results in these Paralympic Games

Round	Opponent	Result	Set Scores	Round	Opponent	Result	Set Scores
Preliminaries B	KOR	3-0	25-18,25- 9,25-14	Preliminaries B	LBA	3-0	25- 9,25-12,25- 9

**Legend:**

(C) Team Captain (L) Libero Player % Percent of total team scoring  
E Eligible MD Minimal Disability



PRNVS00000090.00051 00102208:12V010

Match No: 17  
Start Time: 17:30

HUN vs NED

First Referee: KHOEINI Hossein (IRI)

Second Referee: HELAC Senad (BIH)

## Hungary (HUN)

No.	Name	Medical Class	Date of Birth	Tournament Totals				
				Attack	Block	Serve	Total	%
1	LOCSEI Sandor	E	18 MAY 1956	4	2	0	6	6.32
2	SZIGEDI Laszlo	E	29 MAR 1967	2	1	0	3	3.16
3	SZABO Laszlo	MD	26 DEC 1968	10	1	1	12	12.63
4	GAL Janos	E	24 MAR 1954	0	1	1	2	2.11
5	PERES Janos	E	16 FEB 1959	1	2	0	3	3.16
6	KEKECS Miklos	E	30 JUL 1955	9	4	2	15	15.79
7	DOMOKOS Andras (C)	E	24 MAY 1956	1	3	5	9	9.47
8	STIRCZER Jozsef	E	17 SEP 1963	3	2	1	6	6.32
9	KOVACS Laszlo (L)	E	4 JUN 1973	0	0	0	0	0.00
10	SZECSENYI Lajos	E	28 APR 1961	0	0	1	1	1.05
14	MANYAK Attila	MD	1 DEC 1972	11	2	3	16	16.84
15	MAKAROVSZKI Sandor	E	2 JUL 1966	12	8	2	22	23.16

Head Coach : BALOGH Istvan

Results in these Paralympic Games

Round	Opponent	Result	Set Scores	Round	Opponent	Result	Set Scores
Preliminaries A	USA	3-0	25-16,25- 6,25- 8	Preliminaries A	JPN	3-0	25-16,25-14,27-25

## Netherlands (NED)

No.	Name	Medical Class	Date of Birth	Tournament Totals				
				Attack	Block	Serve	Total	%
1	TOP Pieter	E	13 FEB 1959	11	5	0	16	22.22
3	AALDERS Henk	E	24 DEC 1955	17	1	0	18	25.00
4	OONK Alfred	E	10 JAN 1964	3	2	0	5	6.94
5	VENDERBOSCH Andre (L)	E	25 MAY 1967	0	0	0	0	0.00
6	OOMEN Harry	E	25 JUL 1960	0	0	0	0	0.00
7	DURGE Ron	E	17 JAN 1964	7	0	0	7	9.72
8	TIMMERMAN Edwin	E	11 NOV 1972	4	3	0	7	9.72
9	TIBBEN Stefan	MD	21 APR 1969	6	0	0	6	8.33
10	LIJSSSEN Martin	E	25 AUG 1967	0	0	0	0	0.00
11	van der BROEK Edwin	E	28 JUL 1976	0	0	0	0	0.00
12	VERSTAPPEN Johan (C)	MD	15 APR 1970	8	5	0	13	18.06
14	REEKERS Johan	E	28 DEC 1957	0	0	0	0	0.00

Head Coach : JANSEN Kees

Results in these Paralympic Games

Round	Opponent	Result	Set Scores	Round	Opponent	Result	Set Scores
Preliminaries A	IRI	0-3	19-25,22-25,10-25	Preliminaries A	GER	0-3	14-25,19-25,21-25

### Legend:

(C) Team Captain (L) Libero Player % Percent of total team scoring  
E Eligible MD Minimal Disability

PRNVS00000091.00051 00102208:12V010

Match No: 18  
Start Time: 19:00

FIN vs AUS

First Referee: FISCHER Ute Maria (GER)

Second Referee: CAMPBELL Joe (USA)

## Finland (FIN)

No.	Name	Medical Class	Date of Birth	Tournament Totals				
				Attack	Block	Serve	Total	%
1	PYNNOENEN Allan	E	21 JUN 1952	2	1	0	3	3.41
2	HAENNINEN Keijo	E	6 OCT 1950	1	0	0	1	1.14
3	HEINO Jari (L)	E	31 MAY 1961	0	0	0	0	0.00
4	LAINE Jukka	E	10 JUL 1963	5	3	1	9	10.23
6	KAPIAINEN Petri	MD	2 JUL 1965	5	2	1	8	9.09
7	TERVO Sami	E	13 NOV 1965	0	0	0	0	0.00
8	MELANEN Lauri	MD	18 JAN 1963	21	1	3	25	28.41
9	TUOMINEN Veli-Matti	E	30 DEC 1953	7	0	1	8	9.09
10	PULLI Matti (C)	E	23 FEB 1956	8	3	0	11	12.50
11	VENAELAEINEN Olavi	E	16 DEC 1946	12	1	0	13	14.77
12	VISTBACKA Aulis	E	5 OCT 1958	7	2	1	10	11.36

Head Coach : VARE Timo

Results in these Paralympic Games

Round	Opponent	Result	Set Scores	Round	Opponent	Result	Set Scores
Preliminaries B	BIH	1-3	18-25,22-25,25-21,14-25	Preliminaries B	KOR	3-0	25-16,25-14,25-17

## Australia (AUS)

No.	Name	Medical Class	Date of Birth	Tournament Totals				
				Attack	Block	Serve	Total	%
1	BRAY Edward	E	22 NOV 1954	6	4	0	10	13.89
2	LEE Albert	E	17 OCT 1962	3	4	2	9	12.50
3	WHITEMAN Mark	E	10 MAR 1968	1	0	0	1	1.39
4	PRICE Kevin	E	20 AUG 1948	5	2	2	9	12.50
5	CROFT Paul	E	11 MAR 1951	0	0	0	0	0.00
6	GAY Darren	E	28 NOV 1969	5	2	0	7	9.72
7	ROWORTH Brett (C)	E	23 OCT 1959	15	6	1	22	30.56
8	SOBCZAK Greg	E	11 OCT 1970	8	5	0	13	18.06
9	THOMPSON Bruce	E	20 MAR 1960	0	0	0	0	0.00
10	PYNE Glenn	E	8 AUG 1957	1	0	0	1	1.39
11	NORTH Brant (L)	E	5 NOV 1976	0	0	0	0	0.00

Head Coach : WEIPING Tu

Results in these Paralympic Games

Round	Opponent	Result	Set Scores	Round	Opponent	Result	Set Scores
Preliminaries B	LBA	2-3	18-25,25-23,25-22,19-25,12-15	Preliminaries B	BIH	0-3	6-25, 7-25,17-25

### Legend:

(C) Team Captain

(L) Libero Player

% Percent of total team scoring

E Eligible

MD Minimal Disability

PRNVS00000092.00073 00102211:16V01U

SUN 22 OCT 2000

P2

PAVILION 3

Match No: 13  
Start Time: 10:30

IRI vs GER  
2 vs 0

Spectators:

Team	Sets	1	2	3	4	5	Total
IRI	2	25	25	0			50
GER	0	20	18	0			38
	Minutes	20	0				20

Referees: FELDSHTEYN Viktor (UKR) & SHEHATA Mohamed (EGY)

IRI Islamic Republic of Iran								GER Germany							
No	Name	1	2	3	4	5	Pts	No	Name	1	2	3	4	5	Pts
1	ESHAGHI Ali							1	SCHIFFLER Alexander		■				1
2	RAHIMI Mohammadreza	■	■				2	2	STETTNER Ferenc	■	■				1
3	PEIDAYESH Reza		■				1	3	RENGER Thomas	■					
4	KASHFIA Ali							5	HAUSSIG Uwe			■			
5	SOLEIMANI Majid	■	■				9	6	SOICKE Siegmund	■	■				1
6	GOLKAR AZGHANDI Ali	■	■				6	7	von der TRENCK Stefan		■	■			3
7	L ASHOURI Farshid	L	L					8	MIMBERG Dirk	■	■				5
8	EIMERI Jalil							9	SCHRAPP Juergen	■	■				9
9	ZIRAH I Isa							10	WISCHNEWSKI Stefan						
10	FIROUZI Parviz	■	■				6	11	RICKMANN Martin						
11	SALAVATIAN Aliakbar	■	■				1	12	BARSCH Steffen	■	■				3
12	BEHRAVAN Hojat	■	■				3								
<b>Head Coach:</b> REZAEIGARKANI Hadi								<b>Head Coach:</b> DE HAAN Jouke							
<b>Assistant:</b> DAVALLOO Abdol Jabbar								<b>Assistant:</b> WILKENS Andreas							

## TEAM AND PLAYER PERFORMANCES

Won	Total Atts	No	Name	Scoring Skills	Won	Total Atts	No	Name
15	60	Total Team		Attack	18	76	Total Team	
5	9	6	GOLKAR AZGHANDI Ali		8	20	9	SCHRAPP Juergen
4	14	5	SOLEIMANI Majid		4	22	8	MIMBERG Dirk
4	17	10	FIROUZI Parviz		3	8	12	BARSCH Steffen
11	40	Total Team		Block	5	38	Total Team	
4	9	5	SOLEIMANI Majid		1	3	2	STETTNER Ferenc
3	4	12	BEHRAVAN Hojat		1	7	6	SOICKE Siegmund
2	6	10	FIROUZI Parviz	1	2	7	von der TRENCK Stefan	
2	48	Total Team		Serve		39	Total Team	
1	10	2	RAHIMI Mohammadreza					
1	9	5	SOLEIMANI Majid					
22		Total Team		Opp Error	15		Total Team	
50	148	Total Team			Total	38	153	Total Team
9	9	5	SOLEIMANI Majid	Best Scorer	9	9	9	SCHRAPP Juergen

### Legend:

■ Starting line-up      ■ Substitute      nn Team Captain      L Substitute libero  
 Pts Points scored      L Libero Player      Opp Opponent      Atts Attempts

PROVISIONAL

PRNVS00000093.00083 00102211:16V01U




Match No 13  
Start Time: 10:30


IRI vs GER  
2 vs 0


Spectators:

Team	Sets	1	2	3	4	5	Total
IRI	2	25	25	0			50
GER	0	20	18	0			38
	Minutes	20	0				20

## IRI - Islamic Republic of Iran

Scoring Attackers		Rk	No	Name	Succ	Faults	Cont	Total	Succ %	
		1	6	GOLKAR AZGHANDI Ali	5	2	2	9	55.56	
		2	5	SOLEIMANI Majid	4	1	9	14	28.57	
		3	10	FIROUZI Parviz	4	2	11	17	23.53	
		2		RAHIMI Mohammadreza	1	1	5	7		
		11		SALAVATIAN Aliakbar	-	1	4	5		
		3		PEIDAYESH Reza	1	2	1	4		
		12		BEHRAVAN Hojat	-	2	1	3		
		7		ASHOURI Farshid	-	-	1	1		
		8		EIMERI Jalil	-	-	-	-		
		1		ESHAGHI Ali	-	-	-	-		
		4		KASHFIA Ali	-	-	-	-		
		9		ZIRAH I Isa	-	-	-	-		
	Limit 15.00%		Total Team			15	11	34	60	25.00

Scoring Blockers		Rk	No	Name	Succ	Faults	Cont	Total	Avg
		1	5	SOLEIMANI Majid	4	3	2	9	2.00
		2	12	BEHRAVAN Hojat	3	1	-	4	1.50
		3	10	FIROUZI Parviz	2	1	3	6	1.00
		4	6	GOLKAR AZGHANDI Ali	1	2	4	7	0.50
		11		SALAVATIAN Aliakbar	1	3	3	7	0.50
		6	2	RAHIMI Mohammadreza	-	2	2	4	0.00
		3		PEIDAYESH Reza	-	-	3	3	0.00
		7		ASHOURI Farshid	-	-	-	-	
		8		EIMERI Jalil	-	-	-	-	
		1		ESHAGHI Ali	-	-	-	-	
		4		KASHFIA Ali	-	-	-	-	
		9		ZIRAH I Isa	-	-	-	-	
		Total Team			11	12	17	40	5.50

Scoring Servers		Rk	No	Name	Succ	Faults	Cont	Total	Avg
		1	2	RAHIMI Mohammadreza	1	-	9	10	0.50
			5	SOLEIMANI Majid	1	1	7	9	0.50
		3	6	GOLKAR AZGHANDI Ali	-	-	9	9	0.00
			3	PEIDAYESH Reza	-	-	6	6	0.00
			10	FIROUZI Parviz	-	-	5	5	0.00
			11	SALAVATIAN Aliakbar	-	-	5	5	0.00
			12	BEHRAVAN Hojat	-	-	4	4	0.00
			7	ASHOURI Farshid	-	-	-	-	
			8	EIMERI Jalil	-	-	-	-	
			1	ESHAGHI Ali	-	-	-	-	
			4	KASHFIA Ali	-	-	-	-	
			9	ZIRAH I Isa	-	-	-	-	
		Total Team			2	1	45	48	1.00

Team	Opponent Errors & Team Faults	22	4
------	-------------------------------	----	---

Legend:									
Rk	Rank	Succ	Successes	Cont	Continues	Succ %	Success %	Avg	Average per set

PROVISIONAL



Match No 13  
Start Time: 10:30


IRI vs GER  
2 vs 0


Spectators:

Team	Sets	1	2	3	4	5	Total
IRI	2	25	25	0			50
GER	0	20	18	0			38
	Minutes	20	0				20

## IRI - Islamic Republic of Iran

Non-Scoring Diggers		Rk	No	Name	Exc	Faults	Cont	Total	Avg
	1	5	SOLEIMANI Majid	5	1	5	11	2.50	
	2	7	ASHOURI Farshid	3	1	3	7	1.50	
		10	FIROUZI Parviz	3	1	3	7	1.50	
		6	GOLKAR AZGHANDI Ali	3	1	3	7	1.50	
	5	12	BEHRAVAN Hojat	2	-	2	4	1.00	
	6	2	RAHIMI Mohammadreza	1	4	-	5	0.50	
		11	SALAVATIAN Aliakbar	1	1	2	4	0.50	
	8	3	PEIDAYESH Reza	-	-	1	1	0.00	
		8	EIMERI Jalil	-	-	-	-	-	
		1	ESHAGHI Ali	-	-	-	-	-	
		4	KASHFIA Ali	-	-	-	-	-	
		9	ZIRAH I Isa	-	-	-	-	-	
Total Team				18	9	19	46	9.00	

Non-Scoring Setters		Rk	No	Name	Exc	Faults	Cont	Total	Avg
	1	2	RAHIMI Mohammadreza	2	1	15	18	1.00	
		6	GOLKAR AZGHANDI Ali	2	-	12	14	1.00	
		11	SALAVATIAN Aliakbar	2	-	7	9	1.00	
	4	5	SOLEIMANI Majid	1	-	3	4	0.50	
		10	FIROUZI Parviz	1	-	2	3	0.50	
	6	12	BEHRAVAN Hojat	-	-	4	4	0.00	
		7	ASHOURI Farshid	-	-	1	1	0.00	
		8	EIMERI Jalil	-	-	-	-	-	
		1	ESHAGHI Ali	-	-	-	-	-	
		4	KASHFIA Ali	-	-	-	-	-	
		3	PEIDAYESH Reza	-	-	-	-	-	
		9	ZIRAH I Isa	-	-	-	-	-	
Total Team				8	1	44	53	4.00	

Non-Scoring Receivers		Rk	No	Name	Exc	Faults	Cont	Total	Eff %
	1	7	ASHOURI Farshid	10	-	-	10	100.0	
	2	10	FIROUZI Parviz	6	-	3	9	66.67	
		2	RAHIMI Mohammadreza	5	-	1	6		
		12	BEHRAVAN Hojat	3	-	1	4		
		5	SOLEIMANI Majid	2	-	-	2		
		3	PEIDAYESH Reza	1	-	-	1		
		8	EIMERI Jalil	-	-	-	-		
		1	ESHAGHI Ali	-	-	-	-		
		6	GOLKAR AZGHANDI Ali	-	-	-	-		
		4	KASHFIA Ali	-	-	-	-		
		11	SALAVATIAN Aliakbar	-	-	-	-		
		9	ZIRAH I Isa	-	-	-	-		
Total Team				27	-	5	32	84.38	

Limit

25.00%

Legend:									
Rk	Rank	Exc	Excellent	Cont	Continues	Eff %	Efficiency %	Avg	Average per set

PROVISIONAL

Match No 13  
Start Time: 10:30


IRI vs GER  
2 0


Spectators:

Team	Sets	1	2	3	4	5	Total
IRI	2	25	25	0			50
GER	0	20	18	0			38
	Minutes	20	0				20

## GER - Germany

Scoring Attackers		Rk	No	Name	Succ	Faults	Cont	Total	Succ %
	1	9	SCHRAPP Juergen	8	3	9	20	40.00	
	2	8	MIMBERG Dirk	4	5	13	22	18.18	
		1	SCHIFFLER Alexander	1	3	6	10		
		12	BARSCH Steffen	3	2	3	8		
		3	RENGER Thomas	-	3	3	6		
		6	SOICKE Siegmund	-	-	6	6		
		2	STETTNER Ferenc	-	1	1	2		
		7	von der TRENCK Stefan	2	-	-	2		
		5	HAUSSIG Uwe	-	-	-	-		
		11	RICKMANN Martin	-	-	-	-		
	10	WISCHNEWSKI Stefan	-	-	-	-			
Limit 15.00%	Total Team			18	17	41	76	23.68	

Scoring Blockers		Rk	No	Name	Succ	Faults	Cont	Total	Avg
	1	9	SCHRAPP Juergen	1	3	3	7	0.50	
		6	SOICKE Siegmund	1	1	5	7	0.50	
		8	MIMBERG Dirk	1	1	4	6	0.50	
		2	STETTNER Ferenc	1	1	1	3	0.50	
		7	von der TRENCK Stefan	1	-	1	2	0.50	
	6	12	BARSCH Steffen	-	-	6	6	0.00	
		1	SCHIFFLER Alexander	-	1	3	4	0.00	
		3	RENGER Thomas	-	-	3	3	0.00	
		5	HAUSSIG Uwe	-	-	-	-		
		11	RICKMANN Martin	-	-	-	-		
	10	WISCHNEWSKI Stefan	-	-	-	-			
Total Team			5	7	26	38	2.50		

Scoring Servers		Rk	No	Name	Succ	Faults	Cont	Total	Avg
	1	12	BARSCH Steffen	-	3	6	9	0.00	
		2	STETTNER Ferenc	-	1	7	8	0.00	
		6	SOICKE Siegmund	-	-	7	7	0.00	
		8	MIMBERG Dirk	-	-	5	5	0.00	
		1	SCHIFFLER Alexander	-	-	5	5	0.00	
		9	SCHRAPP Juergen	-	1	3	4	0.00	
		3	RENGER Thomas	-	-	1	1	0.00	
		5	HAUSSIG Uwe	-	-	-	-		
		11	RICKMANN Martin	-	-	-	-		
	10	WISCHNEWSKI Stefan	-	-	-	-			
	7	von der TRENCK Stefan	-	-	-	-			
Total Team			-	5	34	39	0.00		

Team	Opponent Errors & Team Faults	15	7
------	-------------------------------	----	---

Legend:									
Rk	Rank	Succ	Successes	Cont	Continues	Succ %	Success %	Avg	Average per set

PROVISIONAL


Match No 13  
Start Time: 10:30


IRI vs GER  
2 vs 0


Spectators:

Team	Sets	1	2	3	4	5	Total
IRI	2	25	25	0			50
GER	0	20	18	0			38
	Minutes	20	0				20

## GER - Germany

Non-Scoring Diggers		Rk	No	Name	Exc	Faults	Cont	Total	Avg
		1	9	SCHRAPP Juergen	4	3	3	10	2.00
		2	8	MIMBERG Dirk	3	1	4	8	1.50
		12		BARSCH Steffen	3	3	-	6	1.50
		2		STETTNER Ferenc	3	1	1	5	1.50
		5	3	RENGER Thomas	2	1	-	3	1.00
		1		SCHIFFLER Alexander	2	-	-	2	1.00
		7	6	SOICKE Siegmund	1	1	2	4	0.50
		8	7	von der TRENCK Stefan	-	1	2	3	0.00
		5		HAUSSIG Uwe	-	-	-	-	-
		11		RICKMANN Martin	-	-	-	-	-
	10		WISCHNEWSKI Stefan	-	-	-	-	-	
Total Team					18	11	12	41	9.00

Non-Scoring Setters		Rk	No	Name	Exc	Faults	Cont	Total	Avg
		1	6	SOICKE Siegmund	10	-	18	28	5.00
		2	2	STETTNER Ferenc	6	1	20	27	3.00
		3	9	SCHRAPP Juergen	1	-	3	4	0.50
		4	8	MIMBERG Dirk	-	-	2	2	0.00
		1		SCHIFFLER Alexander	-	-	2	2	0.00
		12		BARSCH Steffen	-	-	1	1	0.00
		3		RENGER Thomas	-	-	1	1	0.00
		5		HAUSSIG Uwe	-	-	-	-	-
		11		RICKMANN Martin	-	-	-	-	-
		10		WISCHNEWSKI Stefan	-	-	-	-	-
	7		von der TRENCK Stefan	-	-	-	-	-	
Total Team					17	1	47	65	8.50

Non-Scoring Receivers		Rk	No	Name	Exc	Faults	Cont	Total	Eff %
			8	MIMBERG Dirk	9	-	2	11	
			3	RENGER Thomas	7	1	1	9	
			9	SCHRAPP Juergen	6	-	3	9	
			6	SOICKE Siegmund	5	1	1	7	
			12	BARSCH Steffen	4	-	1	5	
			1	SCHIFFLER Alexander	4	-	1	5	
			2	STETTNER Ferenc	1	-	1	2	
			5	HAUSSIG Uwe	-	-	-	-	
			11	RICKMANN Martin	-	-	-	-	
			10	WISCHNEWSKI Stefan	-	-	-	-	
		7	von der TRENCK Stefan	-	-	-	-		
Total Team					36	2	10	48	70.83

Limit

25.00%

Legend:

Rk Rank      Exc Excellent      Cont Continues      Eff % Efficiency %      Avg Average per set

PROVISIONAL

PRNVS00000094.00073 00102211:45V010

SUN 22 OCT 2000

P2

PAVILION 3

Match No: 13  
Start Time: 10:30

IRI vs GER  
3 vs 0

Spectators: 2355

Team	Sets	1	2	3	Total
IRI	3	25	25	25	75
GER	0	20	18	18	56
	Minutes	20	21	21	62

Referees: FELDSHTEYN Viktor (UKR) & SHEHATA Mohamed (EGY)

IRI Islamic Republic of Iran							GER Germany								
No	Name	1	2	3	4	5	Pts	No	Name	1	2	3	4	5	Pts
1	ESHAGHI Ali							1	SCHIFFLER Alexander	█	█	█			4
2	RAHIMI Mohammadreza	█	█	█			4	2	STETTNER Ferenc	█	█	█			1
3	PEIDAYESH Reza	█	█	█			1	3	RENGER Thomas	█					
4	KASHFIA Ali							5	HAUSSIG Uwe		█				
5	SOLEIMANI Majid	█	█	█			13	6	SOICKE Siegmund	█	█	█			2
6	GOLKAR AZGHANDI Ali	█	█	█			6	7	von der TRENCK Stefan	█	█	█			3
7	L ASHOURI Farshid	L	L	L				8	MIMBERG Dirk	█	█	█			7
8	EIMERI Jalil							9	SCHRAPP Juergen	█	█	█			13
9	ZIRAH I Isa							10	WISCHNEWSKI Stefan						
10	FIROUZI Parviz	█	█	█			8	11	RICKMANN Martin						
11	SALAVATIAN Aliakbar	█	█	█			3	12	BARSCH Steffen	█	█	█			5
12	BEHRAVAN Hojat	█	█	█			9								
<b>Head Coach:</b> REZAEIGARKANI Hadi							<b>Head Coach:</b> DE HAAN Jouke								
<b>Assistant:</b> DAVALLOO Abdol Jabbar							<b>Assistant:</b> WILKENS Andreas								

## TEAM AND PLAYER PERFORMANCES

Won	Total Atts	No	Name	Scoring Skills	Won	Total Atts	No	Name
24	106	Total Team		Attack	26	118	Total Team	
7	26	5	SOLEIMANI Majid		10	28	9	SCHRAPP Juergen
5	14	6	GOLKAR AZGHANDI Ali		6	31	8	MIMBERG Dirk
5	24	10	FIROUZI Parviz		5	15	12	BARSCH Steffen
17	64	Total Team			9	72	Total Team	
6	12	12	BEHRAVAN Hojat	Block	3	16	9	SCHRAPP Juergen
5	15	5	SOLEIMANI Majid		2	11	6	SOICKE Siegmund
3	7	10	FIROUZI Parviz		1	12	1	SCHIFFLER Alexander
3	73	Total Team		Serve		58	Total Team	
1	14	2	RAHIMI Mohammadreza					
1	12	5	SOLEIMANI Majid					
1	9	12	BEHRAVAN Hojat					
31		Total Team		Opp Error	21		Total Team	
75	243	Total Team			56	248	Total Team	
13	13	5	SOLEIMANI Majid		Best Scorer	13	13	9

### Legend:

█ Starting line-up      █ Substitute      nn Team Captain      L Substitute libero  
 Pts Points scored      L Libero Player      Opp Opponent      Atts Attempts

PRNVS00000095.00083 00102211:51V010


Match No 13  
Start Time: 10:30


IRI vs GER  
3 0


Spectators: 2355

Team	Sets	1	2	3	Total
IRI	3	25	25	25	75
GER	0	20	18	18	56
	Minutes	20	21	21	62

## IRI - Islamic Republic of Iran

Scoring Attackers		Rk	No	Name	Succ	Faults	Cont	Total	Succ %
	1	5	SOLEIMANI Majid	7	2	17	26	26.92	
	2	10	FIROUZI Parviz	5	4	15	24	20.83	
		12	BEHRAVAN Hojat	2	4	9	15		
		6	GOLKAR AZGHANDI Ali	5	3	6	14		
		2	RAHIMI Mohammadreza	3	2	9	14		
		11	SALAVATIAN Aliakbar	1	1	5	7		
		3	PEIDAYESH Reza	1	2	1	4		
		7	ASHOURI Farshid	-	-	1	1		
		8	EIMERI Jalil	-	-	-	-		
		1	ESHAGHI Ali	-	-	-	-		
		4	KASHFIA Ali	-	-	-	-		
		9	ZIRAH I Isa	-	-	-	-		
	Limit 15.00%	Total Team			24	18	64	106	22.64

Scoring Blockers		Rk	No	Name	Succ	Faults	Cont	Total	Avg
	1	12	BEHRAVAN Hojat	6	2	4	12	2.00	
	2	5	SOLEIMANI Majid	5	5	5	15	1.67	
	3	10	FIROUZI Parviz	3	1	3	7	1.00	
	4	11	SALAVATIAN Aliakbar	2	5	6	13	0.67	
	5	6	GOLKAR AZGHANDI Ali	1	2	5	8	0.33	
	6	2	RAHIMI Mohammadreza	-	2	4	6	0.00	
		3	PEIDAYESH Reza	-	-	3	3	0.00	
		7	ASHOURI Farshid	-	-	-	-		
		8	EIMERI Jalil	-	-	-	-		
		1	ESHAGHI Ali	-	-	-	-		
		4	KASHFIA Ali	-	-	-	-		
		9	ZIRAH I Isa	-	-	-	-		
		Total Team			17	17	30	64	5.67

Scoring Servers		Rk	No	Name	Succ	Faults	Cont	Total	Avg
	1	2	RAHIMI Mohammadreza	1	-	13	14	0.33	
		5	SOLEIMANI Majid	1	1	10	12	0.33	
		12	BEHRAVAN Hojat	1	-	8	9	0.33	
	4	6	GOLKAR AZGHANDI Ali	-	-	14	14	0.00	
		11	SALAVATIAN Aliakbar	-	-	11	11	0.00	
		10	FIROUZI Parviz	-	-	7	7	0.00	
		3	PEIDAYESH Reza	-	-	6	6	0.00	
		7	ASHOURI Farshid	-	-	-	-		
		8	EIMERI Jalil	-	-	-	-		
		1	ESHAGHI Ali	-	-	-	-		
		4	KASHFIA Ali	-	-	-	-		
		9	ZIRAH I Isa	-	-	-	-		
		Total Team			3	1	69	73	1.00

Team	Opponent Errors & Team Faults	31	6
------	-------------------------------	----	---

Legend:									
Rk	Rank	Succ	Successes	Cont	Continues	Succ %	Success %	Avg	Average per set


Match No 13  
Start Time: 10:30


IRI vs GER  
3 vs 0


Spectators: 2355

Team	Sets	1	2	3	Total
IRI	3	25	25	25	75
GER	0	20	18	18	56
	Minutes	20	21	21	62

## IRI - Islamic Republic of Iran

Non-Scoring Diggers		Rk	No	Name	Exc	Faults	Cont	Total	Avg
		1	7	ASHOURI Farshid	8	2	4	14	2.67
		2	5	SOLEIMANI Majid	6	1	5	12	2.00
		3	6	GOLKAR AZGHANDI Ali	5	2	5	12	1.67
		4	12	BEHRAVAN Hojat	4	2	6	12	1.33
		10	10	FIROUZI Parviz	4	1	5	10	1.33
		2	2	RAHIMI Mohammadreza	4	4	2	10	1.33
		7	11	SALAVATIAN Aliakbar	3	1	2	6	1.00
		8	3	PEIDAYESH Reza	-	-	2	2	0.00
		8		EIMERI Jalil	-	-	-	-	-
		1		ESHAGHI Ali	-	-	-	-	-
		4		KASHFIA Ali	-	-	-	-	-
	9		ZIRAH I Isa	-	-	-	-	-	
Total Team					34	13	31	78	11.33

Non-Scoring Setters		Rk	No	Name	Exc	Faults	Cont	Total	Avg
		1	2	RAHIMI Mohammadreza	6	1	23	30	2.00
		2	11	SALAVATIAN Aliakbar	5	-	12	17	1.67
		3	6	GOLKAR AZGHANDI Ali	4	-	14	18	1.33
		4	10	FIROUZI Parviz	2	-	4	6	0.67
		5	5	SOLEIMANI Majid	1	-	8	9	0.33
		12	12	BEHRAVAN Hojat	1	-	4	5	0.33
		7	7	ASHOURI Farshid	-	-	3	3	0.00
		8		EIMERI Jalil	-	-	-	-	-
		1		ESHAGHI Ali	-	-	-	-	-
		4		KASHFIA Ali	-	-	-	-	-
		3		PEIDAYESH Reza	-	-	-	-	-
	9		ZIRAH I Isa	-	-	-	-	-	
Total Team					19	1	68	88	6.33

Non-Scoring Receivers		Rk	No	Name	Exc	Faults	Cont	Total	Eff %
		1	7	ASHOURI Farshid	14	-	-	14	100.0
			10	FIROUZI Parviz	9	-	3	12	
			2	RAHIMI Mohammadreza	7	-	2	9	
			12	BEHRAVAN Hojat	6	-	1	7	
			6	GOLKAR AZGHANDI Ali	4	-	-	4	
			5	SOLEIMANI Majid	3	-	-	3	
			3	PEIDAYESH Reza	1	-	-	1	
			8	EIMERI Jalil	-	-	-	-	
			1	ESHAGHI Ali	-	-	-	-	
			4	KASHFIA Ali	-	-	-	-	
			11	SALAVATIAN Aliakbar	-	-	-	-	
		9	ZIRAH I Isa	-	-	-	-		
Total Team					44	-	6	50	88.00

Limit

25.00%

Legend:

Rk Rank      Exc Excellent      Cont Continues      Eff % Efficiency %      Avg Average per set




Match No 13  
Start Time: 10:30


IRI vs GER  
3 0


Spectators: 2355

Team	Sets	1	2	3	Total
IRI	3	25	25	25	75
GER	0	20	18	18	56
	Minutes	20	21	21	62

## GER - Germany

Scoring Attackers		Rk	No	Name	Succ	Faults	Cont	Total	Succ %
		1	9	SCHRAPP Juergen	10	4	14	28	35.71
		2	8	MIMBERG Dirk	6	6	19	31	19.35
		3	1	SCHIFFLER Alexander	3	5	10	18	16.67
		12		BARSCH Steffen	5	3	7	15	
		6		SOICKE Siegmund	-	2	11	13	
		3		RENGER Thomas	-	3	3	6	
		7		von der TRENCK Stefan	2	1	1	4	
		2		STETTNER Ferenc	-	1	2	3	
		5		HAUSSIG Uwe	-	-	-	-	
		11		RICKMANN Martin	-	-	-	-	
		10		WISCHNEWSKI Stefan	-	-	-	-	
	Limit 15.00%		Total Team			26	25	67	118

Scoring Blockers		Rk	No	Name	Succ	Faults	Cont	Total	Avg
		1	9	SCHRAPP Juergen	3	4	9	16	1.00
		2	6	SOICKE Siegmund	2	2	7	11	0.67
		3	1	SCHIFFLER Alexander	1	1	10	12	0.33
		8		MIMBERG Dirk	1	4	5	10	0.33
		7		von der TRENCK Stefan	1	1	4	6	0.33
		2		STETTNER Ferenc	1	1	2	4	0.33
		7	12	BARSCH Steffen	-	2	7	9	0.00
		3		RENGER Thomas	-	-	3	3	0.00
		11		RICKMANN Martin	-	-	1	1	0.00
		5		HAUSSIG Uwe	-	-	-	-	
	10		WISCHNEWSKI Stefan	-	-	-	-		
	Total Team			9	15	48	72	3.00	

Scoring Servers		Rk	No	Name	Succ	Faults	Cont	Total	Avg
		1	12	BARSCH Steffen	-	3	11	14	0.00
		2		STETTNER Ferenc	-	1	11	12	0.00
		6		SOICKE Siegmund	-	-	9	9	0.00
		8		MIMBERG Dirk	-	-	8	8	0.00
		9		SCHRAPP Juergen	-	1	7	8	0.00
		1		SCHIFFLER Alexander	-	-	6	6	0.00
		3		RENGER Thomas	-	-	1	1	0.00
		5		HAUSSIG Uwe	-	-	-	-	
		11		RICKMANN Martin	-	-	-	-	
		10		WISCHNEWSKI Stefan	-	-	-	-	
	7		von der TRENCK Stefan	-	-	-	-		
	Total Team			-	5	53	58	0.00	

Team	Opponent Errors & Team Faults	21	10
------	-------------------------------	----	----

Legend:									
Rk	Rank	Succ	Successes	Cont	Continues	Succ %	Success %	Avg	Average per set


Match No 13  
Start Time: 10:30


IRI vs GER  
3 vs 0


Spectators: 2355

Team	Sets	1	2	3	Total
IRI	3	25	25	25	75
GER	0	20	18	18	56
	Minutes	20	21	21	62

## GER - Germany

Non-Scoring Diggers		Rk	No	Name	Exc	Faults	Cont	Total	Avg
		1	9	SCHRAPP Juergen	10	4	4	18	3.33
		2	8	MIMBERG Dirk	5	2	5	12	1.67
		6		SOICKE Siegmund	5	3	3	11	1.67
		2		STETTNER Ferenc	5	1	3	9	1.67
		5	12	BARSCHE Steffen	4	3	3	10	1.33
		6	1	SCHIFFLER Alexander	2	1	1	4	0.67
		3		RENGER Thomas	2	1	-	3	0.67
		8	7	von der TRENCK Stefan	-	1	2	3	0.00
		5		HAUSSIG Uwe	-	-	-	-	-
		11		RICKMANN Martin	-	-	-	-	-
	10		WISCHNEWSKI Stefan	-	-	-	-	-	
Total Team					33	16	21	70	11.00

Non-Scoring Setters		Rk	No	Name	Exc	Faults	Cont	Total	Avg
		1	6	SOICKE Siegmund	15	-	28	43	5.00
		2	2	STETTNER Ferenc	9	1	29	39	3.00
		3	9	SCHRAPP Juergen	2	-	4	6	0.67
		4	8	MIMBERG Dirk	-	-	6	6	0.00
		12		BARSCHE Steffen	-	-	4	4	0.00
		1		SCHIFFLER Alexander	-	-	3	3	0.00
		3		RENGER Thomas	-	-	1	1	0.00
		5		HAUSSIG Uwe	-	-	-	-	-
		11		RICKMANN Martin	-	-	-	-	-
		10		WISCHNEWSKI Stefan	-	-	-	-	-
	7		von der TRENCK Stefan	-	-	-	-	-	
Total Team					26	1	75	102	8.67

Non-Scoring Receivers		Rk	No	Name	Exc	Faults	Cont	Total	Eff %
		8		MIMBERG Dirk	11	-	2	13	
		9		SCHRAPP Juergen	10	-	3	13	
		12		BARSCHE Steffen	9	1	1	11	
		3		RENGER Thomas	7	1	1	9	
		1		SCHIFFLER Alexander	7	-	2	9	
		6		SOICKE Siegmund	6	1	1	8	
		2		STETTNER Ferenc	2	-	1	3	
		11		RICKMANN Martin	2	-	-	2	
		7		von der TRENCK Stefan	-	-	2	2	
		5		HAUSSIG Uwe	-	-	-	-	
	10		WISCHNEWSKI Stefan	-	-	-	-		
Total Team					54	3	13	70	72.86

Limit

25.00%


Legend:


Rk Rank      Exc Excellent      Cont Continues      Eff % Efficiency %      Avg Average per set


PRNVS00000096.00084A 00102211:54V020

IRI · Islamic Republic of Iran

After 3 Matches

Scoring Attackers	No	Name	MP	SP	Succ	Faults	Cont	Total	Succ %
	1	ESHAGHI Ali	3	9	2	-	3	5	40.00
	2	RAHIMI Mohammadreza	3	9	7	2	13	22	31.82
	3	PEIDAYESH Reza	3	9	11	5	9	25	44.00
	4	KASHFIA Ali	3	9	3	-	3	6	50.00
	5	SOLEIMANI Majid	3	9	10	4	27	41	24.39
	6	GOLKAR AZGHANDI Ali	3	9	11	4	15	30	36.67
	7	ASHOURI Farshid	3	9	-	-	1	1	0.00
	8	EIMERI Jalil	3	9	5	1	7	13	38.46
	9	ZIRAH I Isa	3	9	5	2	1	8	62.50
	10	FIROUZI Parviz	3	9	10	8	20	38	26.32
	11	SALAVATIAN Aliakbar	3	9	4	2	8	14	28.57
	12	BEHRAVAN Hojat	3	9	15	6	20	41	36.59
	Team Totals		3	9	83	34	128	245	33.88

Scoring Blockers	No	Name	MP	SP	Succ	Faults	Cont	Total	Avg
	1	ESHAGHI Ali	3	9	1	2	2	5	0.11
	2	RAHIMI Mohammadreza	3	9	1	3	9	13	0.11
	3	PEIDAYESH Reza	3	9	2	3	5	10	0.22
	4	KASHFIA Ali	3	9	1	1	-	2	0.11
	5	SOLEIMANI Majid	3	9	6	6	11	23	0.67
	6	GOLKAR AZGHANDI Ali	3	9	1	7	9	17	0.11
	7	ASHOURI Farshid	3	9	-	-	-	-	0.00
	8	EIMERI Jalil	3	9	-	3	2	5	0.00
	9	ZIRAH I Isa	3	9	2	1	4	7	0.22
	10	FIROUZI Parviz	3	9	5	4	6	15	0.56
	11	SALAVATIAN Aliakbar	3	9	4	6	10	20	0.44
	12	BEHRAVAN Hojat	3	9	7	6	9	22	0.78
	Team Totals		3	9	30	42	67	139	3.33

Scoring Servers	No	Name	MP	SP	Succ	Faults	Cont	Total	Avg
	1	ESHAGHI Ali	3	9	1	-	9	10	0.11
	2	RAHIMI Mohammadreza	3	9	6	-	20	26	0.67
	3	PEIDAYESH Reza	3	9	1	-	20	21	0.11
	4	KASHFIA Ali	3	9	-	1	7	8	0.00
	5	SOLEIMANI Majid	3	9	5	1	26	32	0.56
	6	GOLKAR AZGHANDI Ali	3	9	3	2	21	26	0.33
	7	ASHOURI Farshid	3	9	-	-	-	-	0.00
	8	EIMERI Jalil	3	9	3	-	12	15	0.33
	9	ZIRAH I Isa	3	9	5	-	9	14	0.56
	10	FIROUZI Parviz	3	9	1	2	14	17	0.11
	11	SALAVATIAN Aliakbar	3	9	-	1	20	21	0.00
	12	BEHRAVAN Hojat	3	9	4	-	26	30	0.44
	Team Totals		3	9	29	7	184	220	3.22

Team	Opponent Errors & Team Faults	83	20
------	-------------------------------	----	----

<b>Legend:</b>							
Succ	Successes	Cont	Continues	Succ %	Success %	Avg	Average per set
MP	Matches Played						
SP	Team Sets Played						

## IRI · Islamic Republic of Iran

After 3 Matches

Non-Scoring Diggers	No	Name	MP	SP	Exc	Faults	Cont	Total	Avg
	1	ESHAGHI Ali	3	9	6	1	-	7	0.67
	2	RAHIMI Mohammadreza	3	9	13	6	5	24	1.44
	3	PEIDAYESH Reza	3	9	1	1	6	8	0.11
	4	KASHFIA Ali	3	9	1	-	-	1	0.11
	5	SOLEIMANI Majid	3	9	13	3	8	24	1.44
	6	GOLKAR AZGHANDI Ali	3	9	9	5	6	20	1.00
	7	ASHOURI Farshid	3	9	14	3	5	22	1.56
	8	EIMERI Jalil	3	9	7	4	5	16	0.78
	9	ZIRAH I Isa	3	9	2	2	2	6	0.22
	10	FIROUZI Parviz	3	9	7	3	6	16	0.78
	11	SALAVATIAN Aliakbar	3	9	9	1	2	12	1.00
	12	BEHRAVAN Hojat	3	9	8	2	9	19	0.89
	Team Totals		3	9	90	31	54	175	10.00

Non-Scoring Setters	No	Name	MP	SP	Exc	Faults	Cont	Total	Avg
	1	ESHAGHI Ali	3	9	4	-	3	7	0.44
	2	RAHIMI Mohammadreza	3	9	14	1	28	43	1.56
	3	PEIDAYESH Reza	3	9	-	-	1	1	0.00
	4	KASHFIA Ali	3	9	3	-	6	9	0.33
	5	SOLEIMANI Majid	3	9	8	-	18	26	0.89
	6	GOLKAR AZGHANDI Ali	3	9	11	-	29	40	1.22
	7	ASHOURI Farshid	3	9	-	-	4	4	0.00
	8	EIMERI Jalil	3	9	5	-	12	17	0.56
	9	ZIRAH I Isa	3	9	1	-	1	2	0.11
	10	FIROUZI Parviz	3	9	5	-	9	14	0.56
	11	SALAVATIAN Aliakbar	3	9	8	1	13	22	0.89
	12	BEHRAVAN Hojat	3	9	2	-	10	12	0.22
	Team Totals		3	9	61	2	134	197	6.78

Non-Scoring Receivers	No	Name	MP	SP	Exc	Faults	Cont	Total	Eff %
	1	ESHAGHI Ali	3	9	-	-	1	1	0.00
	2	RAHIMI Mohammadreza	3	9	8	-	3	11	72.73
	3	PEIDAYESH Reza	3	9	2	-	-	2	100.0
	4	KASHFIA Ali	3	9	2	-	-	2	100.0
	5	SOLEIMANI Majid	3	9	7	-	2	9	77.78
	6	GOLKAR AZGHANDI Ali	3	9	9	-	2	11	81.82
	7	ASHOURI Farshid	3	9	20	1	5	26	73.08
	8	EIMERI Jalil	3	9	6	-	-	6	100.0
	9	ZIRAH I Isa	3	9	2	-	3	5	40.00
	10	FIROUZI Parviz	3	9	15	-	6	21	71.43
	11	SALAVATIAN Aliakbar	3	9	3	-	-	3	100.0
	12	BEHRAVAN Hojat	3	9	14	1	2	17	76.47
	Team Totals		3	9	88	2	24	114	75.44


Legend:


Exc	Excellent	Cont	Continues	Eff %	Efficiency %	Avg	Average per set	MP	Matches Played
SP	Team Sets Played								


PRNVS00000097.00084A 00102211:55V020

## GER - Germany

After 3 Matches

Scoring Attackers	No	Name	MP	SP	Succ	Faults	Cont	Total	Succ %
	1	SCHIFFLER Alexander	3	9	6	5	15	26	23.08
	2	STETTNER Ferenc	3	9	4	1	3	8	50.00
	3	RENGER Thomas	3	9	6	7	13	26	23.08
	5	HAUSSIG Uwe	3	9	1	-	1	2	50.00
	6	SOICKE Siegmund	3	9	1	7	16	24	4.17
	7	von der TRENCK Stefan	3	9	3	1	9	13	23.08
	8	MIMBERG Dirk	3	9	24	13	37	74	32.43
	9	SCHRAPP Juergen	3	9	27	5	34	66	40.91
	10	WISCHNEWSKI Stefan	3	9	-	-	-	-	0.00
	11	RICKMANN Martin	3	9	3	2	1	6	50.00
	12	BARSCHE Steffen	3	9	14	8	25	47	29.79
	Team Totals			3	9	89	49	154	292

Scoring Blockers	No	Name	MP	SP	Succ	Faults	Cont	Total	Avg
	1	SCHIFFLER Alexander	3	9	1	1	13	15	0.11
	2	STETTNER Ferenc	3	9	4	2	5	11	0.44
	3	RENGER Thomas	3	9	2	4	9	15	0.22
	5	HAUSSIG Uwe	3	9	-	-	1	1	0.00
	6	SOICKE Siegmund	3	9	4	7	14	25	0.44
	7	von der TRENCK Stefan	3	9	1	2	7	10	0.11
	8	MIMBERG Dirk	3	9	2	6	15	23	0.22
	9	SCHRAPP Juergen	3	9	5	7	16	28	0.56
	10	WISCHNEWSKI Stefan	3	9	-	-	-	-	0.00
	11	RICKMANN Martin	3	9	2	2	3	7	0.22
	12	BARSCHE Steffen	3	9	4	6	14	24	0.44
	Team Totals			3	9	25	37	97	159

Scoring Servers	No	Name	MP	SP	Succ	Faults	Cont	Total	Avg
	1	SCHIFFLER Alexander	3	9	-	1	7	8	0.00
	2	STETTNER Ferenc	3	9	4	5	29	38	0.44
	3	RENGER Thomas	3	9	-	2	19	21	0.00
	5	HAUSSIG Uwe	3	9	-	-	-	-	0.00
	6	SOICKE Siegmund	3	9	-	1	25	26	0.00
	7	von der TRENCK Stefan	3	9	-	-	-	-	0.00
	8	MIMBERG Dirk	3	9	-	4	34	38	0.00
	9	SCHRAPP Juergen	3	9	5	4	28	37	0.56
	10	WISCHNEWSKI Stefan	3	9	-	-	-	-	0.00
	11	RICKMANN Martin	3	9	-	1	8	9	0.00
	12	BARSCHE Steffen	3	9	2	4	21	27	0.22
	Team Totals			3	9	11	22	171	204


Team	Opponent Errors & Team Faults	81	16
------	-------------------------------	----	----


Legend:


Succ	Successes	Cont	Continues	Succ %	Success %	Avg	Average per set	MP	Matches Played
SP	Team Sets Played								

GER - Germany

After 3 Matches

Non-Scoring Diggers		No	Name	MP	SP	Exc	Faults	Cont	Total	Avg
		1	SCHIFFLER Alexander	3	9	3	2	1	6	0.33
		2	STETTNER Ferenc	3	9	11	5	7	23	1.22
		3	RENGER Thomas	3	9	12	5	5	22	1.33
		5	HAUSSIG Uwe	3	9	-	1	-	1	0.00
		6	SOICKE Siegmund	3	9	10	7	13	30	1.11
		7	von der TRENCK Stefan	3	9	-	2	2	4	0.00
		8	MIMBERG Dirk	3	9	13	5	10	28	1.44
		9	SCHRAPP Juergen	3	9	21	6	11	38	2.33
		10	WISCHNEWSKI Stefan	3	9	1	-	4	5	0.11
		11	RICKMANN Martin	3	9	7	-	1	8	0.78
		12	BARSCHE Steffen	3	9	6	5	14	25	0.67
	Team Totals				3	9	84	38	68	190

Non-Scoring Setters		No	Name	MP	SP	Exc	Faults	Cont	Total	Avg
		1	SCHIFFLER Alexander	3	9	-	-	4	4	0.00
		2	STETTNER Ferenc	3	9	23	1	66	90	2.56
		3	RENGER Thomas	3	9	-	-	2	2	0.00
		5	HAUSSIG Uwe	3	9	1	-	-	1	0.11
		6	SOICKE Siegmund	3	9	49	1	64	114	5.44
		7	von der TRENCK Stefan	3	9	-	-	2	2	0.00
		8	MIMBERG Dirk	3	9	2	1	12	15	0.22
		9	SCHRAPP Juergen	3	9	4	-	14	18	0.44
		10	WISCHNEWSKI Stefan	3	9	-	-	1	1	0.00
		11	RICKMANN Martin	3	9	1	-	2	3	0.11
		12	BARSCHE Steffen	3	9	1	-	7	8	0.11
	Team Totals				3	9	81	3	174	258

Non-Scoring Receivers		No	Name	MP	SP	Exc	Faults	Cont	Total	Eff %
		1	SCHIFFLER Alexander	3	9	8	-	3	11	72.73
		2	STETTNER Ferenc	3	9	5	-	1	6	83.33
		3	RENGER Thomas	3	9	26	2	8	36	66.67
		5	HAUSSIG Uwe	3	9	1	-	-	1	100.0
		6	SOICKE Siegmund	3	9	9	1	3	13	61.54
		7	von der TRENCK Stefan	3	9	-	-	2	2	0.00
		8	MIMBERG Dirk	3	9	17	-	4	21	80.95
		9	SCHRAPP Juergen	3	9	18	-	4	22	81.82
		10	WISCHNEWSKI Stefan	3	9	6	1	-	7	71.43
		11	RICKMANN Martin	3	9	10	-	1	11	90.91
		12	BARSCHE Steffen	3	9	17	1	4	22	72.73
	Team Totals				3	9	117	5	30	152

Legend:

Exc	Excellent	Cont	Continues	Eff %	Efficiency %	Avg	Average per set	MP	Matches Played
SP	Team Sets Played								



PRNVS00000098.00051 00102212:00V02OC

Match No: 14  
Start Time: 12:00

**KOR vs LBA**

**First Referee:** DAVISON Andrew (AUS)

**Second Referee:** KARADI Gabor (HUN)

**Korea (KOR)**

No.	Name	Medical Class	Date of Birth	Tournament Totals				
				Attack	Block	Serve	Total	%
1	YOON Chul-Ho	E	21 APR 1967	2	1	0	3	6.38
2	PARK Woo-Sung (C)	E	10 JUL 1963	0	0	0	0	0.00
3	PARK Hyun-Dong	E	22 APR 1969	9	3	0	12	25.53
4	LEE Jun-Hmm	E	28 NOV 1969	0	0	0	0	0.00
5	KIM Bong-Ju (L)	E	22 OCT 1973	0	0	0	0	0.00
6	KANG Duck-Chan	E	12 AUG 1967	7	1	0	8	17.02
7	JEON Seon-Ju	E	16 JUN 1968	0	0	0	0	0.00
8	KIM Sung-Hoon	E	6 OCT 1975	13	3	1	17	36.17
9	SEO Gu-Hwaun	E	26 DEC 1967	1	0	0	1	2.13
10	BACK Young-Kil	E	13 DEC 1968	4	1	0	5	10.64
11	NA Myung-Jong	E	5 APR 1973	1	0	0	1	2.13
12	MOON Kyoung-Rok	E	24 DEC 1971	0	0	0	0	0.00

**Head Coach :** PARK Tae-Hyun

Results in these Paralympic Games

Round	Opponent	Result	Set Scores	Round	Opponent	Result	Set Scores
Preliminaries B	EGY	0-3	18-25, 9-25, 14-25	Preliminaries B	FIN	0-3	16-25, 14-25, 17-25

**Libyan Arab Jamahiriya (LBA)**

No.	Name	Medical Class	Date of Birth	Tournament Totals				
				Attack	Block	Serve	Total	%
2	SALIL Ali Said	E	1 JAN 1975	5	2	1	8	14.29
3	ALMEDNENE Mousbah A M	E	15 MAY 1972	0	0	0	0	0.00
4	ELKELABE Zuhair M	E	1 JAN 1967	5	4	2	11	19.64
5	ELGHASHIR Abulgasem	E	29 NOV 1968	1	0	0	1	1.79
6	SAEID I Hashem	E	17 APR 1971	8	1	4	13	23.21
7	M SUSAEN Gama	E	16 APR 1975	0	1	0	1	1.79
8	ALAGURI Salah (C)	E	19 APR 1967	6	0	0	6	10.71
9	ABDELGADER SALEH Saleh Ibrahim	E	2 JAN 1967	4	0	1	5	8.93
10	ABUSETIN Mustafa	E	26 DEC 1968	3	2	1	6	10.71
11	EMHEMED SALEM Salem	E	1 JAN 1967	1	0	1	2	3.57
13	MANSUR Salem	E	2 OCT 1965	1	2	0	3	5.36

**Head Coach :** NOUH Ramdans

Results in these Paralympic Games

Round	Opponent	Result	Set Scores	Round	Opponent	Result	Set Scores
Preliminaries B	AUS	3-2	25-18, 23-25, 22-25, 25-19, 15-12	Preliminaries B	EGY	0-3	9-25, 12-25, 9-25

**Legend:**

(C) Team Captain (L) Libero Player % Percent of total team scoring  
E Eligible MD Minimal Disability

PLAYER 12 FOR LIBYA WITHDRAWN FROM MATCH

**CORRECTED**

PRNVS00000099.00073 00102212:50V01U

Match No: 14  
Start Time: 12:00

KOR vs LBA  
1 1

Spectators:

Team	Sets	1	2	3	4	5	Total
KOR	1	25	18	0			43
LBA	1	16	25	0			41
	Minutes	21	20				41

Referees: DAVISON Andrew (AUS) & KARADI Gabor (HUN)

KOR ▪ Korea								LBA ▪ Libyan Arab Jamahiriya							
No	Name	1	2	3	4	5	Pts	No	Name	1	2	3	4	5	Pts
1	YOON Chul-Ho	■	■				3	2	SALIL Ali Said	■	■				3
2	PARK Woo-Sung							3	3	ALMEDNENE Mousbah A M					
3	PARK Hyun-Dong	■	■				5	4	ELKELABE Zuhair M	■	■				4
4	LEE Jun-Hmm							5	5	ELGHASHIR Abulgasem					
5	L KIM Bong-Ju	L	L					6	6	SAEID I Hashem	■	■			
6	KANG Duck-Chan	■	■				4	7	M SUSAEN Gama						
7	JEON Seon-Ju	■	■				8	8	ALAGURI Salah	L	L				3
8	KIM Sung-Hoon	■	■				5	9	ABDELGADER SALEH Saleh Ibrahim	■	■				2
9	SEO Gu-Hwaun	L					1	10	ABUSETIN Mustafa	■	■				3
10	BACK Young-Kil							11	EMHEMED SALEM Salem	■	■				
11	NA Myung-Jong	■	■				2	13	MANSUR Salem						
12	MOON Kyoung-Rok														
<b>Head Coach:</b> PARK Tae-Hyun								<b>Head Coach:</b> NOUH Ramdans							
<b>Assistant:</b>								<b>Assistant:</b> ABDUSSALAM Mohamad							

### TEAM AND PLAYER PERFORMANCES

Won	Total Atts	No	Name	Scoring Skills	Won	Total Atts	No	Name
22	83	Total Team		Attack	11	54	Total Team	
8	20	7	JEON Seon-Ju		3	13	2	SALIL Ali Said
4	6	3	PARK Hyun-Dong		3	9	4	ELKELABE Zuhair M
3	12	6	KANG Duck-Chan		3	8	10	ABUSETIN Mustafa
4	20	Total Team		Block	1	18	Total Team	
3	5	8	KIM Sung-Hoon		1	7	9	ABDELGADER SALEH Saleh Ibrahim
1	5	6	KANG Duck-Chan	Serve	3	41	Total Team	
2	43	Total Team			2	6	8	ALAGURI Salah
1	8	1	YOON Chul-Ho		1	5	4	ELKELABE Zuhair M
1	12	3	PARK Hyun-Dong	Opp Error	26		Total Team	
15		Total Team			41	113	Total Team	
43	146	Total Team		Total	4	4	4	ELKELABE Zuhair M
8	8	7	JEON Seon-Ju		4	4	4	ELKELABE Zuhair M
				Best Scorer				

**Legend:**

■ Starting line-up      ▬ Substitute      nn Team Captain      L Substitute libero  
 Pts Points scored      L Libero Player      Opp Opponent      Atts Attempts

PROVISIONAL

PRNVS0000009A.00083 00102212:50V01U


Match No 14  
Start Time: 12:00

**KOR vs LBA**  
1 1

Spectators:

Team	Sets	1	2	3	4	5	Total
KOR	1	25	18	0			43
LBA	1	16	25	0			41
	Minutes	21	20				41

## KOR - Korea

Scoring Attackers		Rk	No	Name	Succ	Faults	Cont	Total	Succ %
	1	7	JEON Seon-Ju	8	2	10	20	40.00	
	2	11	NA Myung-Jong	2	3	8	13	15.38	
		1	YOON Chul-Ho	2	2	10	14		
		6	KANG Duck-Chan	3	2	7	12		
		8	KIM Sung-Hoon	2	4	6	12		
		3	PARK Hyun-Dong	4	-	2	6		
		9	SEO Gu-Hwaun	1	1	3	5		
		2	PARK Woo-Sung	-	-	1	1		
		10	BACK Young-Kil	-	-	-	-		
		5	KIM Bong-Ju	-	-	-	-		
		4	LEE Jun-Hmm	-	-	-	-		
		12	MOON Kyoung-Rok	-	-	-	-		
Limit 15.00%	Total Team			22	14	47	83	26.51	

Scoring Blockers		Rk	No	Name	Succ	Faults	Cont	Total	Avg
	1	8	KIM Sung-Hoon	3	-	2	5	1.50	
	2	6	KANG Duck-Chan	1	3	1	5	0.50	
	3	1	YOON Chul-Ho	-	2	3	5	0.00	
		7	JEON Seon-Ju	-	1	2	3	0.00	
		3	PARK Hyun-Dong	-	-	1	1	0.00	
		9	SEO Gu-Hwaun	-	-	1	1	0.00	
		10	BACK Young-Kil	-	-	-	-		
		5	KIM Bong-Ju	-	-	-	-		
		4	LEE Jun-Hmm	-	-	-	-		
		12	MOON Kyoung-Rok	-	-	-	-		
		11	NA Myung-Jong	-	-	-	-		
		2	PARK Woo-Sung	-	-	-	-		
Total Team			4	6	10	20	2.00		

Scoring Servers		Rk	No	Name	Succ	Faults	Cont	Total	Avg
	1	3	PARK Hyun-Dong	1	2	9	12	0.50	
		1	YOON Chul-Ho	1	1	6	8	0.50	
	3	8	KIM Sung-Hoon	-	-	8	8	0.00	
		11	NA Myung-Jong	-	-	7	7	0.00	
		7	JEON Seon-Ju	-	1	2	3	0.00	
		6	KANG Duck-Chan	-	-	3	3	0.00	
		9	SEO Gu-Hwaun	-	-	2	2	0.00	
		10	BACK Young-Kil	-	-	-	-		
		5	KIM Bong-Ju	-	-	-	-		
		4	LEE Jun-Hmm	-	-	-	-		
		12	MOON Kyoung-Rok	-	-	-	-		
		2	PARK Woo-Sung	-	-	-	-		
Total Team			2	4	37	43	1.00		

Team	Opponent Errors & Team Faults	15	5
------	-------------------------------	----	---

Legend:									
Rk	Rank	Succ	Successes	Cont	Continues	Succ %	Success %	Avg	Average per set

PROVISIONAL


Match No 14  
Start Time: 12:00


KOR vs LBA  
1 1


Spectators:

Team	Sets	1	2	3	4	5	Total
KOR	1	25	18	0			43
LBA	1	16	25	0			41
	Minutes	21	20				41

## KOR - Korea

Non-Scoring Diggers		Rk	No	Name	Exc	Faults	Cont	Total	Avg
	1	11	11	NA Myung-Jong	7	2	7	16	3.50
			1	YOON Chul-Ho	7	-	6	13	3.50
			5	KIM Bong-Ju	7	1	2	10	3.50
	4	3	3	PARK Hyun-Dong	4	3	6	13	2.00
	5	6	6	KANG Duck-Chan	3	1	4	8	1.50
	6	7	7	JEON Seon-Ju	2	-	2	4	1.00
	7	9	9	SEO Gu-Hwaun	1	-	-	1	0.50
	8	8	8	KIM Sung-Hoon	-	1	-	1	0.00
		10		BACK Young-Kil	-	-	-	-	
		4		LEE Jun-Hmm	-	-	-	-	
		12		MOON Kyoung-Rok	-	-	-	-	
		2		PARK Woo-Sung	-	-	-	-	
	Total Team					31	8	27	66

Non-Scoring Setters		Rk	No	Name	Exc	Faults	Cont	Total	Avg
	1	11	11	NA Myung-Jong	3	-	8	11	1.50
			1	YOON Chul-Ho	3	-	8	11	1.50
	3	6	6	KANG Duck-Chan	2	-	8	10	1.00
			8	KIM Sung-Hoon	2	1	3	6	1.00
	5	5	5	KIM Bong-Ju	1	-	9	10	0.50
			7	JEON Seon-Ju	1	-	2	3	0.50
			9	SEO Gu-Hwaun	1	-	1	2	0.50
	8	3	3	PARK Hyun-Dong	-	-	8	8	0.00
		10		BACK Young-Kil	-	-	-	-	
		4		LEE Jun-Hmm	-	-	-	-	
		12		MOON Kyoung-Rok	-	-	-	-	
		2		PARK Woo-Sung	-	-	-	-	
	Total Team					13	1	48	62

Non-Scoring Receivers		Rk	No	Name	Exc	Faults	Cont	Total	Eff %
	1	5	5	KIM Bong-Ju	9	1	2	12	66.67
			11	NA Myung-Jong	2	-	5	7	
			3	PARK Hyun-Dong	4	1	2	7	
			6	KANG Duck-Chan	3	1	-	4	
			1	YOON Chul-Ho	3	-	1	4	
			8	KIM Sung-Hoon	1	-	-	1	
			9	SEO Gu-Hwaun	1	-	-	1	
			10	BACK Young-Kil	-	-	-	-	
			7	JEON Seon-Ju	-	-	-	-	
			4	LEE Jun-Hmm	-	-	-	-	
			12	MOON Kyoung-Rok	-	-	-	-	
			2	PARK Woo-Sung	-	-	-	-	
	Total Team					23	3	10	36

Limit

25.00%

Legend:

Rk Rank Exc Excellent Cont Continues Eff % Efficiency % Avg Average per set

PROVISIONAL


Match No 14  
Start Time: 12:00


**KOR vs LBA**  
1 1

Spectators:

Team	Sets	1	2	3	4	5	Total
KOR	1	25	18	0			43
LBA	1	16	25	0			41
	Minutes	21	20				41

## LBA · Libyan Arab Jamahiriya

Scoring Attackers		Rk	No	Name	Succ	Faults	Cont	Total	Succ %	
	1	4	ELKELABE Zuhair M	3	1	5	9	33.33		
	2	2	SALIL Ali Said	3	1	9	13	23.08		
		9	ABDELGADER SALEH Saleh Ibrahim	1	4	8	13			
		10	ABUSETIN Mustafa	3	-	5	8			
		6	SAEID I Hashem	-	1	4	5			
		11	EMHEMED SALEM Salem	-	2	2	4			
		8	ALAGURI Salah	1	-	1	2			
		3	ALMEDNENE Mousbah A M	-	-	-	-			
		5	ELGHASHIR Abulgasem	-	-	-	-			
		7	M SUSAEN Gama	-	-	-	-			
		13	MANSUR Salem	-	-	-	-			
	Limit 15.00%	Total Team				11	9	34	54	20.37

Scoring Blockers		Rk	No	Name	Succ	Faults	Cont	Total	Avg	
	1	9	ABDELGADER SALEH Saleh Ibrahim	1	-	6	7	0.50		
	2	10	ABUSETIN Mustafa	-	1	2	3	0.00		
		4	ELKELABE Zuhair M	-	-	3	3	0.00		
		6	SAEID I Hashem	-	1	2	3	0.00		
		8	ALAGURI Salah	-	-	1	1	0.00		
		2	SALIL Ali Said	-	-	1	1	0.00		
		3	ALMEDNENE Mousbah A M	-	-	-	-			
		5	ELGHASHIR Abulgasem	-	-	-	-			
		11	EMHEMED SALEM Salem	-	-	-	-			
		7	M SUSAEN Gama	-	-	-	-			
		13	MANSUR Salem	-	-	-	-			
		Total Team				1	2	15	18	0.50

Scoring Servers		Rk	No	Name	Succ	Faults	Cont	Total	Avg	
	1	8	ALAGURI Salah	2	-	4	6	1.00		
	2	4	ELKELABE Zuhair M	1	1	3	5	0.50		
	3	9	ABDELGADER SALEH Saleh Ibrahim	-	-	12	12	0.00		
		6	SAEID I Hashem	-	-	6	6	0.00		
		10	ABUSETIN Mustafa	-	-	5	5	0.00		
		2	SALIL Ali Said	-	-	4	4	0.00		
		11	EMHEMED SALEM Salem	-	-	3	3	0.00		
		3	ALMEDNENE Mousbah A M	-	-	-	-			
		5	ELGHASHIR Abulgasem	-	-	-	-			
		7	M SUSAEN Gama	-	-	-	-			
		13	MANSUR Salem	-	-	-	-			
		Total Team				3	1	37	41	1.50

Team	Opponent Errors & Team Faults	26	8
------	-------------------------------	----	---

Rk	Rank	Succ	Successes	Cont	Continues	Succ %	Success %	Avg	Average per set
----	------	------	-----------	------	-----------	--------	-----------	-----	-----------------

**PROVISIONAL**




Match No 14  
Start Time: 12:00


**KOR vs LBA**  
1 1


Spectators:

Team	Sets	1	2	3	4	5	Total
KOR	1	25	18	0			43
LBA	1	16	25	0			41
	Minutes	21	20				41

## LBA · Libyan Arab Jamahiriya

Non-Scoring Diggers		Rk	No	Name	Exc	Faults	Cont	Total	Avg
	1	2	SALIL Ali Said	4	1	4	9	2.00	
	2	8	ALAGURI Salah	3	-	2	5	1.50	
	3	9	ABDELGADER SALEH Saleh Ibrahim	2	7	4	13	1.00	
		6	SAEID I Hashem	2	7	3	12	1.00	
	5	10	ABUSETIN Mustafa	1	4	7	12	0.50	
	6	4	ELKELABE Zuhair M	-	-	6	6	0.00	
		11	EMHEMED SALEM Salem	-	1	3	4	0.00	
		3	ALMEDNENE Mousbah A M	-	-	-	-	-	
		5	ELGHASHIR Abulgasem	-	-	-	-	-	
		7	M SUSAEN Gama	-	-	-	-	-	
		13	MANSUR Salem	-	-	-	-	-	
	Total Team				12	20	29	61	6.00

Non-Scoring Setters		Rk	No	Name	Exc	Faults	Cont	Total	Avg
	1	6	SAEID I Hashem	1	-	7	8	0.50	
		2	SALIL Ali Said	1	-	7	8	0.50	
		8	ALAGURI Salah	1	-	6	7	0.50	
		9	ABDELGADER SALEH Saleh Ibrahim	1	-	5	6	0.50	
		4	ELKELABE Zuhair M	1	1	3	5	0.50	
	6	10	ABUSETIN Mustafa	-	-	6	6	0.00	
		11	EMHEMED SALEM Salem	-	-	1	1	0.00	
		3	ALMEDNENE Mousbah A M	-	-	-	-	-	
		5	ELGHASHIR Abulgasem	-	-	-	-	-	
		7	M SUSAEN Gama	-	-	-	-	-	
		13	MANSUR Salem	-	-	-	-	-	
Total Team				5	1	35	41	2.50	

Non-Scoring Receivers		Rk	No	Name	Exc	Faults	Cont	Total	Eff %
	1	2	SALIL Ali Said	7	1	1	9	66.67	
	2	10	ABUSETIN Mustafa	8	1	2	11	63.64	
		4	ELKELABE Zuhair M	5	-	2	7		
		9	ABDELGADER SALEH Saleh Ibrahim	3	-	1	4		
		6	SAEID I Hashem	2	-	1	3		
		8	ALAGURI Salah	1	-	1	2		
		11	EMHEMED SALEM Salem	-	-	1	1		
		3	ALMEDNENE Mousbah A M	-	-	-	-		
		5	ELGHASHIR Abulgasem	-	-	-	-		
		7	M SUSAEN Gama	-	-	-	-		
		13	MANSUR Salem	-	-	-	-		
	Total Team				26	2	8	36	66.67

Limit

25.00%

**Legend:**

Rk Rank      Exc Excellent      Cont Continues      Eff % Efficiency %      Avg Average per set

**PROVISIONAL**

PRNVS0000009B.00073 00102213:16V01U

Match No: 14  
Start Time: 12:00

KOR vs LBA  
2 1

Spectators:

Team	Sets	1	2	3	4	5	Total
KOR	2	25	18	25	0		68
LBA	1	16	25	14	0		55
	Minutes	21	20	21			62

Referees: DAVISON Andrew (AUS) & KARADI Gabor (HUN)

KOR - Korea							LBA - Libyan Arab Jamahiriya								
No	Name	1	2	3	4	5	Pts	No	Name	1	2	3	4	5	Pts
1	YOON Chul-Ho	■	■	■	■		5	2	SALIL Ali Said	■	■	■	■		5
2	PARK Woo-Sung							3	ALMEDNENE Mousbah A M				■		
3	PARK Hyun-Dong	■	■	■			5	4	ELKELABE Zuhair M	■	■	■			4
4	LEE Jun-Hmm							5	ELGHASHIR Abulgasem						
5	L KIM Bong-Ju	L	L	L				6	SAEID I Hashem	■	■	■	■		1
6	KANG Duck-Chan	■	■	■			9	7	M SUSAEN Gama						
7	JEON Seon-Ju	■	■	■	■		11	8	ALAGURI Salah	■	■	■	■		4
8	KIM Sung-Hoon	■	■	■	■		10	9	ABDELGADER SALEH Saleh Ibrahim	■	■	■	■		3
9	SEO Gu-Hwaun	■		■	■		2	10	ABUSETIN Mustafa	■	■	■	■		3
10	BACK Young-Kil							11	EMHEMED SALEM Salem	■	■	■	■		
11	NA Myung-Jong	■	■	■	■		4	13	MANSUR Salem						
12	MOON Kyoung-Rok														
<b>Head Coach:</b> PARK Tae-Hyun							<b>Head Coach:</b> NOUH Ramdans								
<b>Assistant:</b>							<b>Assistant:</b> ABDUSSALAM Mohamad								

### TEAM AND PLAYER PERFORMANCES

Won	Total Atts	No	Name	Scoring Skills	Won	Total Atts	No	Name
32	122	Total Team		Attack	16	83	Total Team	
10	23	7	JEON Seon-Ju		5	21	2	SALIL Ali Said
6	18	6	KANG Duck-Chan		3	13	4	ELKELABE Zuhair M
5	19	8	KIM Sung-Hoon	Block	3	11	10	ABUSETIN Mustafa
8	31	Total Team			1	27	Total Team	
5	8	8	KIM Sung-Hoon		1	9	9	ABDELGADER SALEH Saleh Ibrahim
2	7	6	KANG Duck-Chan	Serve	3	56	Total Team	
1	4	7	JEON Seon-Ju		2	7	8	ALAGURI Salah
6	67	Total Team			1	9	4	ELKELABE Zuhair M
2	14	1	YOON Chul-Ho	Opp Error	35		Total Team	
1	12	3	PARK Hyun-Dong		55	166	Total Team	
1	5	6	KANG Duck-Chan		5	5	2	SALIL Ali Said
22		Total Team		<b>Total</b>				
68	220	Total Team		<b>Best Scorer</b>				
11	11	7	JEON Seon-Ju					

Jury President:  
Signature:

<b>Legend:</b>	■ Starting line-up	— Substitute	nn Team Captain	⌊ Substitute libero
Pts Points scored	L Libero Player	Opp Opponent	Atts Attempts	

PROVISIONAL

PRNVS0000009C.00073 00102213:40V010

SUN 22 OCT 2000

P2

PAVILION 3

Match No: 14  
Start Time: 12:00

KOR vs LBA  
3 1

Spectators: 2235

Team	Sets	1	2	3	4	Total
KOR	3	25	18	25	25	93
LBA	1	16	25	14	17	72
	Minutes	21	20	21	21	83

Referees: DAVISON Andrew (AUS) & KARADI Gabor (HUN)

KOR ▪ Korea							LBA ▪ Libyan Arab Jamahiriya								
No	Name	1	2	3	4	5	Pts	No	Name	1	2	3	4	5	Pts
1	YOON Chul-Ho	■	■	■	■		11	2	SALIL Ali Said	■	■	■	■		5
2	PARK Woo-Sung							3	ALMEDNENE Mousbah A M				■		1
3	PARK Hyun-Dong	■	■	■			5	4	ELKELABE Zuhair M	■	■	■	■		4
4	LEE Jun-Hmm							5	ELGHASHIR Abulgasem						
5	L KIM Bong-Ju	L	L	L	L			6	SAEID I Hashem	■	■	■	■		1
6	KANG Duck-Chan	■	■	■	■		12	7	M SUSAEN Gama						
7	JEON Seon-Ju	■	■	■	■		14	8	ALAGURI Salah	■	■	■	■		5
8	KIM Sung-Hoon	■	■	■	■		12	9	ABDELGADER SALEH Saleh Ibrahim	■	■	■	■		4
9	SEO Gu-Hwaun	■		■	■		5	10	ABUSETIN Mustafa	■	■	■	■		5
10	BACK Young-Kil							11	EMHEMED SALEM Salem	■	■	■	■		2
11	NA Myung-Jong	■	■	■	■		6	13	MANSUR Salem						
12	MOON Kyoung-Rok														
<b>Head Coach:</b> PARK Tae-Hyun							<b>Head Coach:</b> NOUH Ramdans								
<b>Assistant:</b>							<b>Assistant:</b> ABDUSSALAM Mohamad								

## TEAM AND PLAYER PERFORMANCES

Won	Total Atts	No	Name	Scoring Skills	Won	Total Atts	No	Name
43	151	Total Team		Attack	21	104	Total Team	
11	26	7	JEON Seon-Ju		5	22	2	SALIL Ali Said
7	26	1	YOON Chul-Ho		5	17	10	ABUSETIN Mustafa
7	22	8	KIM Sung-Hoon		3	14	4	ELKELABE Zuhair M
11	45	Total Team		Block	1	32	Total Team	
5	9	8	KIM Sung-Hoon		1	9	9	ABDELGADER SALEH Saleh Ibrahim
3	8	7	JEON Seon-Ju					
2	10	6	KANG Duck-Chan	Serve	5	73	Total Team	
11	92	Total Team			2	8	8	ALAGURI Salah
4	19	1	YOON Chul-Ho		2	7	11	EMHEMED SALEM Salem
4	12	6	KANG Duck-Chan		1	11	4	ELKELABE Zuhair M
1	12	3	PARK Hyun-Dong	Opp Error	45		Total Team	
28		Total Team			72	209	Total Team	
93	288	Total Team		Total				
14	14	7	JEON Seon-Ju	Best Scorer	5	5	2	SALIL Ali Said

### Legend:

■ Starting line-up      ▬ Substitute      mn Team Captain      ▬ Substitute libero  
 Pts Points scored      L Libero Player      Opp Opponent      Atts Attempts

PRNVS0000009D.00083 00102213:43V010

Match No 14  
Start Time: 12:00


**KOR vs LBA**  
**3 1**

Spectators: 2235

Team	Sets	1	2	3	4	Total
KOR	3	25	18	25	25	93
LBA	1	16	25	14	17	72
	Minutes	21	20	21	21	83

## KOR - Korea

Scoring Attackers		Rk	No	Name	Succ	Faults	Cont	Total	Succ %
		1	7	JEON Seon-Ju	11	2	13	26	42.31
		2	1	YOON Chul-Ho	7	4	15	26	26.92
		3	11	NA Myung-Jong	5	6	17	28	17.86
		8		KIM Sung-Hoon	7	5	10	22	
		6		KANG Duck-Chan	6	3	12	21	
		9		SEO Gu-Hwaun	3	2	14	19	
		3		PARK Hyun-Dong	4	1	3	8	
		2		PARK Woo-Sung	-	-	1	1	
		10		BACK Young-Kil	-	-	-	-	
		5		KIM Bong-Ju	-	-	-	-	
		4		LEE Jun-Hmm	-	-	-	-	
		12		MOON Kyoung-Rok	-	-	-	-	
Limit 15.00%		Total Team			43	23	85	151	28.48

Scoring Blockers		Rk	No	Name	Succ	Faults	Cont	Total	Avg
		1	8	KIM Sung-Hoon	5	1	3	9	1.25
		2	7	JEON Seon-Ju	3	3	2	8	0.75
		3	6	KANG Duck-Chan	2	6	2	10	0.50
		4	9	SEO Gu-Hwaun	1	-	2	3	0.25
		5	1	YOON Chul-Ho	-	2	6	8	0.00
		11		NA Myung-Jong	-	3	3	6	0.00
		3		PARK Hyun-Dong	-	-	1	1	0.00
		10		BACK Young-Kil	-	-	-	-	
		5		KIM Bong-Ju	-	-	-	-	
		4		LEE Jun-Hmm	-	-	-	-	
		12		MOON Kyoung-Rok	-	-	-	-	
		2		PARK Woo-Sung	-	-	-	-	
	Total Team			11	15	19	45	2.75	

Scoring Servers		Rk	No	Name	Succ	Faults	Cont	Total	Avg
		1	1	YOON Chul-Ho	4	1	14	19	1.00
			6	KANG Duck-Chan	4	1	7	12	1.00
		3	11	NA Myung-Jong	1	-	12	13	0.25
			9	SEO Gu-Hwaun	1	1	11	13	0.25
			3	PARK Hyun-Dong	1	2	9	12	0.25
		6	8	KIM Sung-Hoon	-	-	15	15	0.00
			7	JEON Seon-Ju	-	2	6	8	0.00
			10	BACK Young-Kil	-	-	-	-	
			5	KIM Bong-Ju	-	-	-	-	
			4	LEE Jun-Hmm	-	-	-	-	
			12	MOON Kyoung-Rok	-	-	-	-	
			2	PARK Woo-Sung	-	-	-	-	
	Total Team			11	7	74	92	2.75	

Team	Opponent Errors & Team Faults	28	9
------	-------------------------------	----	---

Legend:									
Rk	Rank	Succ	Successes	Cont	Continues	Succ %	Success %	Avg	Average per set


Match No 14  
Start Time: 12:00

**KOR vs LBA**  
**3 1**


Spectators: 2235

Team	Sets	1	2	3	4	Total
<b>KOR</b>	<b>3</b>	25	18	25	25	93
<b>LBA</b>	<b>1</b>	16	25	14	17	72
	Minutes	21	20	21	21	83

## KOR - Korea

Non-Scoring Diggers		Rk	No	Name	Exc	Faults	Cont	Total	Avg
		1	11	NA Myung-Jong	15	3	11	29	3.75
		2	1	YOON Chul-Ho	14	2	9	25	3.50
		3	5	KIM Bong-Ju	13	1	7	21	3.25
		4	6	KANG Duck-Chan	7	1	5	13	1.75
		5	3	PARK Hyun-Dong	4	3	6	13	1.00
		6	9	SEO Gu-Hwaun	3	-	1	4	0.75
		7	7	JEON Seon-Ju	2	-	5	7	0.50
		8	8	KIM Sung-Hoon	1	1	1	3	0.25
		10		BACK Young-Kil	-	-	-	-	-
		4		LEE Jun-Hmm	-	-	-	-	-
		12		MOON Kyoung-Rok	-	-	-	-	-
		2		PARK Woo-Sung	-	-	-	-	-
	Total Team					59	11	45	115

Non-Scoring Setters		Rk	No	Name	Exc	Faults	Cont	Total	Avg
		1	1	YOON Chul-Ho	8	-	16	24	2.00
		2	11	NA Myung-Jong	5	1	17	23	1.25
		3	6	KANG Duck-Chan	4	-	15	19	1.00
			5	KIM Bong-Ju	4	-	10	14	1.00
			8	KIM Sung-Hoon	4	2	6	12	1.00
		6	9	SEO Gu-Hwaun	3	-	8	11	0.75
		7	3	PARK Hyun-Dong	1	-	7	8	0.25
			7	JEON Seon-Ju	1	-	3	4	0.25
		10		BACK Young-Kil	-	-	-	-	-
		4		LEE Jun-Hmm	-	-	-	-	-
		12		MOON Kyoung-Rok	-	-	-	-	-
		2		PARK Woo-Sung	-	-	-	-	-
	Total Team					30	3	83	116

Non-Scoring Receivers		Rk	No	Name	Exc	Faults	Cont	Total	Eff %
		1	5	KIM Bong-Ju	16	1	4	21	71.43
			11	NA Myung-Jong	5	-	6	11	
			1	YOON Chul-Ho	8	-	2	10	
			6	KANG Duck-Chan	6	1	1	8	
			3	PARK Hyun-Dong	5	1	2	8	
			9	SEO Gu-Hwaun	2	1	-	3	
			8	KIM Sung-Hoon	1	-	1	2	
			10	BACK Young-Kil	-	-	-	-	
			7	JEON Seon-Ju	-	-	-	-	
			4	LEE Jun-Hmm	-	-	-	-	
			12	MOON Kyoung-Rok	-	-	-	-	
			2	PARK Woo-Sung	-	-	-	-	
	Total Team					43	4	16	63

Limit

25.00%

Legend:									
Rk	Rank	Exc	Excellent	Cont	Continues	Eff %	Efficiency %	Avg	Average per set




Match No 14  
Start Time: 12:00


**KOR vs LBA**  
**3 1**


Spectators: 2235

Team	Sets	1	2	3	4	Total
KOR	3	25	18	25	25	93
LBA	1	16	25	14	17	72
	Minutes	21	20	21	21	83

## LBA · Libyan Arab Jamahiriya

Scoring Attackers		Rk	No	Name	Succ	Faults	Cont	Total	Succ %	
	1	10	ABUSETIN Mustafa	5	-	12	17	29.41		
	2	2	SALIL Ali Said	5	2	15	22	22.73		
		9	ABDELGADER SALEH Saleh Ibrahim	3	6	16	25			
		4	ELKELABE Zuhair M	3	3	8	14			
		6	SAEID I Hashem	1	2	11	14			
		11	EMHEMED SALEM Salem	-	2	4	6			
		8	ALAGURI Salah	3	-	2	5			
		3	ALMEDNENE Mousbah A M	1	-	-	1			
		5	ELGHASHIR Abulgasem	-	-	-	-			
		7	M SUSAEN Gama	-	-	-	-			
		13	MANSUR Salem	-	-	-	-			
	Limit 15.00%	Total Team				21	15	68	104	20.19

Scoring Blockers		Rk	No	Name	Succ	Faults	Cont	Total	Avg
	1	9	ABDELGADER SALEH Saleh Ibrahim	1	1	7	9	0.25	
	2	10	ABUSETIN Mustafa	-	3	2	5	0.00	
		4	ELKELABE Zuhair M	-	-	4	4	0.00	
		6	SAEID I Hashem	-	1	3	4	0.00	
		2	SALIL Ali Said	-	-	4	4	0.00	
		8	ALAGURI Salah	-	-	3	3	0.00	
		11	EMHEMED SALEM Salem	-	2	-	2	0.00	
		13	MANSUR Salem	-	1	-	1	0.00	
		3	ALMEDNENE Mousbah A M	-	-	-	-		
		5	ELGHASHIR Abulgasem	-	-	-	-		
	7	M SUSAEN Gama	-	-	-	-			
Total Team				1	8	23	32	0.25	

Scoring Servers		Rk	No	Name	Succ	Faults	Cont	Total	Avg
	1	8	ALAGURI Salah	2	-	6	8	0.50	
		11	EMHEMED SALEM Salem	2	-	5	7	0.50	
	3	4	ELKELABE Zuhair M	1	2	8	11	0.25	
	4	9	ABDELGADER SALEH Saleh Ibrahim	-	-	14	14	0.00	
		10	ABUSETIN Mustafa	-	-	12	12	0.00	
		6	SAEID I Hashem	-	-	11	11	0.00	
		2	SALIL Ali Said	-	-	8	8	0.00	
		3	ALMEDNENE Mousbah A M	-	1	1	2	0.00	
		5	ELGHASHIR Abulgasem	-	-	-	-		
		7	M SUSAEN Gama	-	-	-	-		
		13	MANSUR Salem	-	-	-	-		
	Total Team				5	3	65	73	1.25

Team	Opponent Errors & Team Faults	45	25
------	-------------------------------	----	----

Legend:									
Rk	Rank	Succ	Successes	Cont	Continues	Succ %	Success %	Avg	Average per set


Match No 14  
Start Time: 12:00


**KOR vs LBA**  
**3 1**


Spectators: 2235

Team	Sets	1	2	3	4	Total
KOR	3	25	18	25	25	93
LBA	1	16	25	14	17	72
	Minutes	21	20	21	21	83

## LBA · Libyan Arab Jamahiriya

Non-Scoring Diggers		Rk	No	Name	Exc	Faults	Cont	Total	Avg	
		1	8	ALAGURI Salah	5	1	5	11	1.25	
		2	2	SALIL Ali Said	4	3	7	14	1.00	
		3	6	SAEID I Hashem	3	9	9	21	0.75	
		4	9	ABDELGADER SALEH Saleh Ibrahim	2	11	13	26	0.50	
		10	10	ABUSETIN Mustafa	2	4	13	19	0.50	
		4	4	ELKELABE Zuhair M	2	2	12	16	0.50	
		7	11	EMHEMED SALEM Salem	1	1	7	9	0.25	
		8	3	ALMEDNENE Mousbah A M	-	-	1	1	0.00	
		5	5	ELGHASHIR Abulgasem	-	-	-	-	-	
		7	7	M SUSAEN Gama	-	-	-	-	-	
		13	13	MANSUR Salem	-	-	-	-	-	
			Total Team			19	31	67	117	4.75

Non-Scoring Setters		Rk	No	Name	Exc	Faults	Cont	Total	Avg	
		1	6	SAEID I Hashem	3	-	8	11	0.75	
			4	ELKELABE Zuhair M	3	1	5	9	0.75	
		3	2	SALIL Ali Said	2	-	18	20	0.50	
		4	8	ALAGURI Salah	1	1	10	12	0.25	
			10	ABUSETIN Mustafa	1	-	10	11	0.25	
			9	ABDELGADER SALEH Saleh Ibrahim	1	-	7	8	0.25	
		7	11	EMHEMED SALEM Salem	-	1	2	3	0.00	
		3	3	ALMEDNENE Mousbah A M	-	-	1	1	0.00	
		5	5	ELGHASHIR Abulgasem	-	-	-	-	-	
		7	7	M SUSAEN Gama	-	-	-	-	-	
		13	13	MANSUR Salem	-	-	-	-	-	
			Total Team			11	3	61	75	2.75

Non-Scoring Receivers		Rk	No	Name	Exc	Faults	Cont	Total	Eff %	
		1	10	ABUSETIN Mustafa	14	3	3	20	55.00	
			4	ELKELABE Zuhair M	11	-	5	16		
			2	SALIL Ali Said	10	1	2	13		
			9	ABDELGADER SALEH Saleh Ibrahim	7	1	3	11		
			11	EMHEMED SALEM Salem	-	2	4	6		
			6	SAEID I Hashem	4	1	1	6		
			8	ALAGURI Salah	3	-	-	3		
			3	ALMEDNENE Mousbah A M	1	-	-	1		
			5	ELGHASHIR Abulgasem	-	-	-	-		
			7	M SUSAEN Gama	-	-	-	-		
			13	MANSUR Salem	-	-	-	-		
			Total Team			50	8	18	76	55.26

Limit

25.00%


**Legend:**


Rk Rank      Exc Excellent      Cont Continues      Eff % Efficiency %      Avg Average per set


PRNVS0000009E.00084A 00102213:48V020

KOR · Korea

After 3 Matches

Scoring Attackers	No	Name	MP	SP	Succ	Faults	Cont	Total	Succ %
	1	YOON Chul-Ho	3	10	9	11	25	45	20.00
	2	PARK Woo-Sung	3	10	-	-	1	1	0.00
	3	PARK Hyun-Dong	3	10	13	7	11	31	41.94
	4	LEE Jun-Hmm	3	10	-	-	-	-	0.00
	5	KIM Bong-Ju	3	10	-	-	2	2	0.00
	6	KANG Duck-Chan	3	10	13	11	28	52	25.00
	7	JEON Seon-Ju	3	10	11	4	16	31	35.48
	8	KIM Sung-Hoon	3	10	20	12	28	60	33.33
	9	SEO Gu-Hwaun	3	10	4	5	20	29	13.79
	10	BACK Young-Kil	3	10	4	1	8	13	30.77
	11	NA Myung-Jong	3	10	6	10	31	47	12.77
	12	MOON Kyoung-Rok	3	10	-	-	-	-	0.00
Team Totals			3	10	80	61	170	311	25.72

Scoring Blockers	No	Name	MP	SP	Succ	Faults	Cont	Total	Avg
	1	YOON Chul-Ho	3	10	1	4	7	12	0.10
	2	PARK Woo-Sung	3	10	-	-	-	-	0.00
	3	PARK Hyun-Dong	3	10	3	7	7	17	0.30
	4	LEE Jun-Hmm	3	10	-	-	-	-	0.00
	5	KIM Bong-Ju	3	10	-	-	-	-	0.00
	6	KANG Duck-Chan	3	10	3	12	4	19	0.30
	7	JEON Seon-Ju	3	10	3	4	7	14	0.30
	8	KIM Sung-Hoon	3	10	8	12	10	30	0.80
	9	SEO Gu-Hwaun	3	10	1	4	3	8	0.10
	10	BACK Young-Kil	3	10	1	3	1	5	0.10
	11	NA Myung-Jong	3	10	-	7	8	15	0.00
	12	MOON Kyoung-Rok	3	10	-	-	-	-	0.00
Team Totals			3	10	20	53	47	120	2.00


Scoring Servers	No	Name	MP	SP	Succ	Faults	Cont	Total	Avg
	1	YOON Chul-Ho	3	10	4	3	30	37	0.40
	2	PARK Woo-Sung	3	10	-	-	-	-	0.00
	3	PARK Hyun-Dong	3	10	1	5	18	24	0.10
	4	LEE Jun-Hmm	3	10	-	-	-	-	0.00
	5	KIM Bong-Ju	3	10	-	-	-	-	0.00
	6	KANG Duck-Chan	3	10	4	3	16	23	0.40
	7	JEON Seon-Ju	3	10	-	2	12	14	0.00
	8	KIM Sung-Hoon	3	10	1	3	29	33	0.10
	9	SEO Gu-Hwaun	3	10	1	1	20	22	0.10
	10	BACK Young-Kil	3	10	-	-	4	4	0.00
	11	NA Myung-Jong	3	10	1	-	24	25	0.10
	12	MOON Kyoung-Rok	3	10	-	-	-	-	0.00
Team Totals			3	10	12	17	153	182	1.20


Team	Opponent Errors & Team Faults	69	28
------	-------------------------------	----	----


<b>Legend:</b>									
Succ	Successes	Cont	Continues	Succ %	Success %	Avg	Average per set	MP	Matches Played
SP	Team Sets Played								

## KOR · Korea

After 3 Matches

Non-Scoring Diggers	No	Name	MP	SP	Exc	Faults	Cont	Total	Avg
		1	YOON Chul-Ho	3	10	20	6	21	47
	2	PARK Woo-Sung	3	10	-	-	-	-	0.00
	3	PARK Hyun-Dong	3	10	7	7	11	25	0.70
	4	LEE Jun-Hmm	3	10	-	-	-	-	0.00
	5	KIM Bong-Ju	3	10	25	11	13	49	2.50
	6	KANG Duck-Chan	3	10	14	7	10	31	1.40
	7	JEON Seon-Ju	3	10	5	2	7	14	0.50
	8	KIM Sung-Hoon	3	10	3	3	4	10	0.30
	9	SEO Gu-Hwaun	3	10	4	1	1	6	0.40
	10	BACK Young-Kil	3	10	-	3	1	4	0.00
	11	NA Myung-Jong	3	10	19	4	15	38	1.90
	12	MOON Kyoung-Rok	3	10	-	-	-	-	0.00
	Team Totals		3	10	97	44	83	224	9.70

Non-Scoring Setters	No	Name	MP	SP	Exc	Faults	Cont	Total	Avg
		1	YOON Chul-Ho	3	10	17	2	42	61
	2	PARK Woo-Sung	3	10	-	-	-	-	0.00
	3	PARK Hyun-Dong	3	10	5	1	20	26	0.50
	4	LEE Jun-Hmm	3	10	-	-	-	-	0.00
	5	KIM Bong-Ju	3	10	5	-	20	25	0.50
	6	KANG Duck-Chan	3	10	5	-	32	37	0.50
	7	JEON Seon-Ju	3	10	2	-	6	8	0.20
	8	KIM Sung-Hoon	3	10	6	2	14	22	0.60
	9	SEO Gu-Hwaun	3	10	6	-	9	15	0.60
	10	BACK Young-Kil	3	10	-	-	2	2	0.00
	11	NA Myung-Jong	3	10	9	1	29	39	0.90
	12	MOON Kyoung-Rok	3	10	-	-	-	-	0.00
	Team Totals		3	10	55	6	175	236	5.50

Non-Scoring Receivers	No	Name	MP	SP	Exc	Faults	Cont	Total	Eff %
		1	YOON Chul-Ho	3	10	21	-	20	41
	2	PARK Woo-Sung	3	10	-	-	-	-	0.00
	3	PARK Hyun-Dong	3	10	9	4	15	28	17.86
	4	LEE Jun-Hmm	3	10	-	-	-	-	0.00
	5	KIM Bong-Ju	3	10	25	3	30	58	37.93
	6	KANG Duck-Chan	3	10	11	2	14	27	33.33
	7	JEON Seon-Ju	3	10	-	1	1	2	-50.0
	8	KIM Sung-Hoon	3	10	1	-	1	2	50.00
	9	SEO Gu-Hwaun	3	10	2	1	-	3	33.33
	10	BACK Young-Kil	3	10	-	1	2	3	-33.3
	11	NA Myung-Jong	3	10	7	1	21	29	20.69
	12	MOON Kyoung-Rok	3	10	-	-	-	-	0.00
	Team Totals		3	10	76	13	104	193	32.64

Legend:


Exc	Excellent	Cont	Continues	Eff %	Efficiency %	Avg	Average per set	MP	Matches Played
SP	Team Sets Played								


PRNVS0000009F.00084A 00102213:48V020

## LBA · Libyan Arab Jamahiriya

After 3 Matches

Scoring Attackers		No	Name	MP	SP	Succ	Faults	Cont	Total	Succ %
		2	SALIL Ali Said	3	12	10	8	23	41	24.39
		3	ALMEDNENE Mousbah A M	3	12	1	-	-	1	100.0
		4	ELKELABE Zuhair M	3	12	8	5	11	24	33.33
		5	ELGHASHIR Abulgasem	3	12	1	-	-	1	100.0
		6	SAEID I Hashem	3	12	9	7	30	46	19.57
		7	M SUSAEN Gama	3	12	-	1	6	7	0.00
		8	ALAGURI Salah	3	12	9	8	17	34	26.47
		9	ABDELGADER SALEH Saleh Ibrahim	3	12	7	11	32	50	14.00
		10	ABUSETIN Mustafa	3	12	8	4	21	33	24.24
		11	EMHEMED SALEM Salem	3	12	1	4	8	13	7.69
		12	ZAITUNI Abdulhakim H	2	12	-	1	1	2	0.00
		13	MANSUR Salem	3	12	1	3	3	7	14.29
		<b>Team Totals</b>	<b>3</b>	<b>12</b>	<b>55</b>	<b>52</b>	<b>152</b>	<b>259</b>	<b>21.24</b>	

Scoring Blockers		No	Name	MP	SP	Succ	Faults	Cont	Total	Avg
		2	SALIL Ali Said	3	12	2	1	14	17	0.17
		3	ALMEDNENE Mousbah A M	3	12	-	-	-	-	0.00
		4	ELKELABE Zuhair M	3	12	4	2	7	13	0.33
		5	ELGHASHIR Abulgasem	3	12	-	-	-	-	0.00
		6	SAEID I Hashem	3	12	1	4	10	15	0.08
		7	M SUSAEN Gama	3	12	1	2	-	3	0.08
		8	ALAGURI Salah	3	12	-	5	4	9	0.00
		9	ABDELGADER SALEH Saleh Ibrahim	3	12	1	4	9	14	0.08
		10	ABUSETIN Mustafa	3	12	2	7	7	16	0.17
		11	EMHEMED SALEM Salem	3	12	-	3	4	7	0.00
		12	ZAITUNI Abdulhakim H	2	12	1	-	-	1	0.08
		13	MANSUR Salem	3	12	2	2	4	8	0.17
		<b>Team Totals</b>	<b>3</b>	<b>12</b>	<b>14</b>	<b>30</b>	<b>59</b>	<b>103</b>	<b>1.17</b>	


Scoring Servers		No	Name	MP	SP	Succ	Faults	Cont	Total	Avg
		2	SALIL Ali Said	3	12	1	-	25	26	0.08
		3	ALMEDNENE Mousbah A M	3	12	-	1	1	2	0.00
		4	ELKELABE Zuhair M	3	12	3	2	26	31	0.25
		5	ELGHASHIR Abulgasem	3	12	-	-	-	-	0.00
		6	SAEID I Hashem	3	12	4	1	30	35	0.33
		7	M SUSAEN Gama	3	12	-	1	12	13	0.00
		8	ALAGURI Salah	3	12	2	1	19	22	0.17
		9	ABDELGADER SALEH Saleh Ibrahim	3	12	1	1	25	27	0.08
		10	ABUSETIN Mustafa	3	12	1	5	35	41	0.08
		11	EMHEMED SALEM Salem	3	12	3	2	8	13	0.25
		12	ZAITUNI Abdulhakim H	2	12	-	-	-	-	0.00
		13	MANSUR Salem	3	12	-	1	2	3	0.00
		<b>Team Totals</b>	<b>3</b>	<b>12</b>	<b>15</b>	<b>15</b>	<b>183</b>	<b>213</b>	<b>1.25</b>	


Team	Opponent Errors & Team Faults	128	59
------	-------------------------------	-----	----


Legend:									
Succ	Successes	Cont	Continues	Succ %	Success %	Avg	Average per set	MP	Matches Played
SP	Team Sets Played								

## LBA · Libyan Arab Jamahiriya

After 3 Matches

Non-Scoring Diggers		No	Name	MP	SP	Exc	Faults	Cont	Total	Avg
		2	SALIL Ali Said	3	12	7	9	21	37	0.58
		3	ALMEDNENE Mousbah A M	3	12	-	-	1	1	0.00
		4	ELKELABE Zuhair M	3	12	8	8	26	42	0.67
		5	ELGHASHIR Abulgasem	3	12	1	-	-	1	0.08
		6	SAEID I Hashem	3	12	5	18	19	42	0.42
		7	M SUSAEN Gama	3	12	-	3	12	15	0.00
		8	ALAGURI Salah	3	12	10	6	18	34	0.83
		9	ABDELGADER SALEH Saleh Ibrahim	3	12	4	18	35	57	0.33
		10	ABUSETIN Mustafa	3	12	7	11	38	56	0.58
		11	EMHEMED SALEM Salem	3	12	1	2	9	12	0.08
		12	ZAITUNI Abdulhakim H	2	12	-	1	-	1	0.00
		13	MANSUR Salem	3	12	1	3	9	13	0.08
			Team Totals		3	12	44	79	188	311

Non-Scoring Setters		No	Name	MP	SP	Exc	Faults	Cont	Total	Avg
		2	SALIL Ali Said	3	12	3	2	26	31	0.25
		3	ALMEDNENE Mousbah A M	3	12	-	-	1	1	0.00
		4	ELKELABE Zuhair M	3	12	4	3	24	31	0.33
		5	ELGHASHIR Abulgasem	3	12	-	-	2	2	0.00
		6	SAEID I Hashem	3	12	7	3	25	35	0.58
		7	M SUSAEN Gama	3	12	3	-	5	8	0.25
		8	ALAGURI Salah	3	12	3	2	18	23	0.25
		9	ABDELGADER SALEH Saleh Ibrahim	3	12	3	1	27	31	0.25
		10	ABUSETIN Mustafa	3	12	5	-	22	27	0.42
		11	EMHEMED SALEM Salem	3	12	-	1	7	8	0.00
		12	ZAITUNI Abdulhakim H	2	12	-	-	1	1	0.00
		13	MANSUR Salem	3	12	1	-	1	2	0.08
			Team Totals		3	12	29	12	159	200

Non-Scoring Receivers		No	Name	MP	SP	Exc	Faults	Cont	Total	Eff %
		2	SALIL Ali Said	3	12	20	1	5	26	73.08
		3	ALMEDNENE Mousbah A M	3	12	1	-	-	1	100.0
		4	ELKELABE Zuhair M	3	12	17	1	7	25	64.00
		5	ELGHASHIR Abulgasem	3	12	-	-	-	-	0.00
		6	SAEID I Hashem	3	12	17	4	5	26	50.00
		7	M SUSAEN Gama	3	12	9	2	4	15	46.67
		8	ALAGURI Salah	3	12	15	1	4	20	70.00
		9	ABDELGADER SALEH Saleh Ibrahim	3	12	23	2	10	35	60.00
		10	ABUSETIN Mustafa	3	12	25	4	11	40	52.50
		11	EMHEMED SALEM Salem	3	12	2	3	7	12	-8.3
		12	ZAITUNI Abdulhakim H	2	12	-	2	-	2	-100.0
		13	MANSUR Salem	3	12	1	-	3	4	25.00
			Team Totals		3	12	130	20	56	206

Legend:

Exc	Excellent	Cont	Continues	Exc %	Efficiency %	Avg	Average per set	MP	Matches Played
SP	Team Sets Played								



PRNVS000000A0.00073 00102214:45V01U

Match No: 15  
Start Time: 13:30

JPN vs USA  
2 vs 0

Spectators:

Team	Sets	1	2	3	4	5	Total
JPN	2	25	25	0			50
USA	0	15	14	0			29
	Minutes	17	0				17

Referees: LOGAN Colin (AUS) & SOLVANG Jan Otto (NOR)

JPN ■ Japan								USA ■ United States of America							
No	Name	1	2	3	4	5	Pts	No	Name	1	2	3	4	5	Pts
1	KATO Masahiko	■	■				7	1	HAMIDO Essameldin Ragab	■	■				3
2	SATO Ei	■	■				3	2	GLOWACKI Matthew						
3	YOSHIDA Hitoshi	■	■				4	3	LEASE Curtis	L	L				
4	SHIKINE Toshinari							4	4	LANGE Tracey Joseph	■	■			1
5	TAKEDA Yoshihito	■	■				3	5	COPPENS Matthew						
6	ARIFUKU Junichi							6	6	TERPENNING James					
7	NAKAYAMA Robert	■	■				4	7	SMITH Kurt	L	L				1
8	TANAKA Koji	■	■				9	8	JOHNSON Bradley	■	■				4
9	TANABE Tsutomu							9	L DUGAN Jim	L	L				
10	WAKAIRO Hiroyuki			L			1	10	MORAN Paul	■	■				
11	YONEZAWA Atsushi							11	DEMBY William	■	■				1
12	SASAKI Masahiro	L	L					14	KESLER Jim	■	■				5
<b>Head Coach:</b> MANO Yoshihisa								<b>Head Coach:</b> HULETT Michael							
<b>Assistant:</b> YAMASHITA Shin								<b>Assistant:</b> COLLINS Dixie Reese							

## TEAM AND PLAYER PERFORMANCES

Won	Total Atts	No	Name	Scoring Skills	Won	Total Atts	No	Name	
20	52	Total Team		Attack	6	47	Total Team		
7	11	8	TANAKA Koji		2	8	1	HAMIDO Essameldin Ragab	
6	10	1	KATO Masahiko		1	8	4	LANGE Tracey Joseph	
3	11	2	SATO Ei		1	3	7	SMITH Kurt	
5	14	Total Team		Block	8	27	Total Team		
2	3	5	TAKEDA Yoshihito		4	7	14	KESLER Jim	
2	4	8	TANAKA Koji		2	6	8	JOHNSON Bradley	
1	2	3	YOSHIDA Hitoshi		1	6	1	HAMIDO Essameldin Ragab	
6	49	Total Team		Serve	1	30	Total Team		
3	17	7	NAKAYAMA Robert		1	3	8	JOHNSON Bradley	
1	8	1	KATO Masahiko						
1	5	3	YOSHIDA Hitoshi						
19		Total Team		Opp Error	14		Total Team		
50	115	Total Team			Total	29	104	Total Team	
9	9	8	TANAKA Koji		Best Scorer	5	5	14	KESLER Jim

Jury President:  
Signature:

### Legend:

■ Starting line-up      L Substitute      nn Team Captain      L Substitute libero  
Pts Points scored      L Libero Player      Opp Opponent      Atts Attempts

PROVISIONAL

PRNVS000000A1.00083 00102214:45V01U

Match No 15  
Start Time: 13:30

JPN vs USA  
2 0

Spectators:

Team	Sets	1	2	3	4	5	Total
JPN	2	25	25	0			50
USA	0	15	14	0			29
	Minutes	17	19				36

## JPN - Japan

Scoring Attackers		Rk	No	Name	Succ	Faults	Cont	Total	Succ %
	1	8	TANAKA Koji	7	2	2	11	63.64	
	2	1	KATO Masahiko	6	1	3	10	60.00	
	3	2	SATO Ei	3	3	5	11	27.27	
	4	3	YOSHIDA Hitoshi	2	7	2	11	18.18	
	7		NAKAYAMA Robert	1	-	4	5		
	10		WAKAIRO Hiroyuki	1	-	2	3		
	5		TAKEDA Yoshihito	-	-	1	1		
	6		ARIFUKU Junichi	-	-	-	-		
	12		SASAKI Masahiro	-	-	-	-		
	4		SHIKINE Toshinari	-	-	-	-		
	9		TANABE Tsutomu	-	-	-	-		
11		YONEZAWA Atsushi	-	-	-	-			
Limit 15.00%		Total Team			20	13	19	52	38.46

Scoring Blockers		Rk	No	Name	Succ	Faults	Cont	Total	Avg
	1	8	TANAKA Koji	2	1	1	4	1.00	
		5	TAKEDA Yoshihito	2	1	-	3	1.00	
	3	3	YOSHIDA Hitoshi	1	1	-	2	0.50	
	4	1	KATO Masahiko	-	1	2	3	0.00	
	7		NAKAYAMA Robert	-	1	-	1	0.00	
	2		SATO Ei	-	-	1	1	0.00	
	6		ARIFUKU Junichi	-	-	-	-		
	12		SASAKI Masahiro	-	-	-	-		
	4		SHIKINE Toshinari	-	-	-	-		
	9		TANABE Tsutomu	-	-	-	-		
	10		WAKAIRO Hiroyuki	-	-	-	-		
11		YONEZAWA Atsushi	-	-	-	-			
		Total Team			5	5	4	14	2.50

Scoring Servers		Rk	No	Name	Succ	Faults	Cont	Total	Avg
	1	7	NAKAYAMA Robert	3	-	14	17	1.50	
	2	1	KATO Masahiko	1	1	6	8	0.50	
	3		YOSHIDA Hitoshi	1	-	4	5	0.50	
	5		TAKEDA Yoshihito	1	1	2	4	0.50	
	2		SATO Ei	-	-	8	8	0.00	
	8		TANAKA Koji	-	2	3	5	0.00	
	12		SASAKI Masahiro	-	-	2	2	0.00	
	6		ARIFUKU Junichi	-	-	-	-		
	4		SHIKINE Toshinari	-	-	-	-		
	9		TANABE Tsutomu	-	-	-	-		
	10		WAKAIRO Hiroyuki	-	-	-	-		
11		YONEZAWA Atsushi	-	-	-	-			
		Total Team			6	4	39	49	3.00

Team	Opponent Errors & Team Faults	19	3
------	-------------------------------	----	---

Legend:									
Rk	Rank	Succ	Successes	Cont	Continues	Succ %	Success %	Avg	Average per set

PROVISIONAL


Match No 15  
Start Time: 13:30


JPN vs USA  
2 0


Spectators:

Team	Sets	1	2	3	4	5	Total
JPN	2	25	25	0			50
USA	0	15	14	0			29
	Minutes	17	19				36

## JPN - Japan

Non-Scoring Diggers		Rk	No	Name	Exc	Faults	Cont	Total	Avg
	1	8	TANAKA Koji	7	-	1	8	3.50	
	2	1	KATO Masahiko	4	1	-	5	2.00	
	3	5	TAKEDA Yoshihito	2	1	4	7	1.00	
		7	NAKAYAMA Robert	2	-	2	4	1.00	
		3	YOSHIDA Hitoshi	2	-	2	4	1.00	
	6	2	SATO Ei	1	-	2	3	0.50	
	7	10	WAKAIRO Hiroyuki	-	1	-	1	0.00	
		6	ARIFUKU Junichi	-	-	-	-	-	
		12	SASAKI Masahiro	-	-	-	-	-	
		4	SHIKINE Toshinari	-	-	-	-	-	
		9	TANABE Tsutomu	-	-	-	-	-	
	11	YONEZAWA Atsushi	-	-	-	-	-		
Total Team				18	3	11	32	9.00	

Non-Scoring Setters		Rk	No	Name	Exc	Faults	Cont	Total	Avg
	1	7	NAKAYAMA Robert	8	-	9	17	4.00	
	2	5	TAKEDA Yoshihito	6	-	11	17	3.00	
	3	8	TANAKA Koji	2	-	-	2	1.00	
	4	2	SATO Ei	1	-	3	4	0.50	
	5	3	YOSHIDA Hitoshi	-	-	2	2	0.00	
		1	KATO Masahiko	-	-	1	1	0.00	
		6	ARIFUKU Junichi	-	-	-	-	-	
		12	SASAKI Masahiro	-	-	-	-	-	
		4	SHIKINE Toshinari	-	-	-	-	-	
		9	TANABE Tsutomu	-	-	-	-	-	
		10	WAKAIRO Hiroyuki	-	-	-	-	-	
	11	YONEZAWA Atsushi	-	-	-	-	-		
Total Team				17	-	26	43	8.50	

Non-Scoring Receivers		Rk	No	Name	Exc	Faults	Cont	Total	Eff %
		7	NAKAYAMA Robert	5	-	1	6		
		1	KATO Masahiko	3	-	1	4		
		8	TANAKA Koji	3	-	1	4		
		12	SASAKI Masahiro	3	-	-	3		
		2	SATO Ei	3	-	-	3		
		3	YOSHIDA Hitoshi	2	1	-	3		
		5	TAKEDA Yoshihito	2	-	-	2		
		6	ARIFUKU Junichi	-	-	-	-		
		4	SHIKINE Toshinari	-	-	-	-		
		9	TANABE Tsutomu	-	-	-	-		
		10	WAKAIRO Hiroyuki	-	-	-	-		
	11	YONEZAWA Atsushi	-	-	-	-			
Total Team				21	1	3	25	80.00	

Limit

25.00%

Legend:									
Rk	Rank	Exc	Excellent	Cont	Continues	Eff %	Efficiency %	Avg	Average per set

PROVISIONAL

Match No 15  
Start Time: 13:30


JPN vs USA  
2 0


Spectators:

Team	Sets	1	2	3	4	5	Total
JPN	2	25	25	0			50
USA	0	15	14	0			29
	Minutes	17	19				36

## USA - United States of America

Scoring Attackers		Rk	No	Name	Succ	Faults	Cont	Total	Succ %	
		1	1	HAMIDO Essameldin Ragab	2	1	5	8	25.00	
			14	KESLER Jim	1	7	6	14		
			4	LANGE Tracey Joseph	1	2	5	8		
			11	DEMBY William	-	1	4	5		
			8	JOHNSON Bradley	1	1	3	5		
			10	MORAN Paul	-	2	1	3		
			7	SMITH Kurt	1	2	-	3		
			3	LEASE Curtis	-	-	1	1		
			5	COPPENS Matthew	-	-	-	-		
			9	DUGAN Jim	-	-	-	-		
			2	GLOWACKI Matthew	-	-	-	-		
			6	TERPENNING James	-	-	-	-		
	Limit 15.00%		Total Team			6	16	25	47	12.77

Scoring Blockers		Rk	No	Name	Succ	Faults	Cont	Total	Avg	
		1	14	KESLER Jim	4	1	2	7	2.00	
		2	8	JOHNSON Bradley	2	2	2	6	1.00	
		3	11	DEMBY William	1	5	1	7	0.50	
			1	HAMIDO Essameldin Ragab	1	4	1	6	0.50	
			5	MORAN Paul	-	1	-	1	0.00	
			5	COPPENS Matthew	-	-	-	-		
			9	DUGAN Jim	-	-	-	-		
			2	GLOWACKI Matthew	-	-	-	-		
			4	LANGE Tracey Joseph	-	-	-	-		
			3	LEASE Curtis	-	-	-	-		
			7	SMITH Kurt	-	-	-	-		
			6	TERPENNING James	-	-	-	-		
			Total Team			8	13	6	27	4.00

Scoring Servers		Rk	No	Name	Succ	Faults	Cont	Total	Avg	
		1	8	JOHNSON Bradley	1	-	2	3	0.50	
		2	11	DEMBY William	-	-	7	7	0.00	
			1	HAMIDO Essameldin Ragab	-	2	3	5	0.00	
			7	SMITH Kurt	-	2	3	5	0.00	
			10	MORAN Paul	-	-	4	4	0.00	
			14	KESLER Jim	-	-	3	3	0.00	
			4	LANGE Tracey Joseph	-	1	1	2	0.00	
			3	LEASE Curtis	-	-	1	1	0.00	
			5	COPPENS Matthew	-	-	-	-		
			9	DUGAN Jim	-	-	-	-		
			2	GLOWACKI Matthew	-	-	-	-		
			6	TERPENNING James	-	-	-	-		
			Total Team			1	5	24	30	0.50

Team	Opponent Errors & Team Faults	14	4
------	-------------------------------	----	---

Legend:									
Rk	Rank	Succ	Successes	Cont	Continues	Succ %	Success %	Avg	Average per set

PROVISIONAL


Match No 15  
Start Time: 13:30


JPN vs USA  
2 0


Spectators:

Team	Sets	1	2	3	4	5	Total
JPN	2	25	25	0			50
USA	0	15	14	0			29
	Minutes	17	19				36

## USA - United States of America

Non-Scoring Diggers		Rk	No	Name	Exc	Faults	Cont	Total	Avg
	1	11	DEMBY William	2	1	2	5	1.00	
		8	JOHNSON Bradley	2	-	1	3	1.00	
	3	10	MORAN Paul	1	3	1	5	0.50	
		9	DUGAN Jim	1	1	1	3	0.50	
		4	LANGE Tracey Joseph	1	-	2	3	0.50	
		3	LEASE Curtis	1	-	-	1	0.50	
	7	14	KESLER Jim	-	1	2	3	0.00	
		1	HAMIDO Essameldin Ragab	-	-	1	1	0.00	
		5	COPPENS Matthew	-	-	-	-		
		2	GLOWACKI Matthew	-	-	-	-		
		7	SMITH Kurt	-	-	-	-		
		6	TERPENNING James	-	-	-	-		
	Total Team				8	6	10	24	4.00

Non-Scoring Setters		Rk	No	Name	Exc	Faults	Cont	Total	Avg
	1	11	DEMBY William	2	1	4	7	1.00	
	2	14	KESLER Jim	1	-	5	6	0.50	
		10	MORAN Paul	1	-	4	5	0.50	
	4	1	HAMIDO Essameldin Ragab	-	-	10	10	0.00	
		4	LANGE Tracey Joseph	-	-	7	7	0.00	
		7	SMITH Kurt	-	-	2	2	0.00	
		8	JOHNSON Bradley	-	-	1	1	0.00	
		3	LEASE Curtis	-	-	1	1	0.00	
		5	COPPENS Matthew	-	-	-	-		
		9	DUGAN Jim	-	-	-	-		
		2	GLOWACKI Matthew	-	-	-	-		
		6	TERPENNING James	-	-	-	-		
Total Team				4	1	34	39	2.00	

Non-Scoring Receivers		Rk	No	Name	Exc	Faults	Cont	Total	Eff %
		10	MORAN Paul	4	2	5	11		
		4	LANGE Tracey Joseph	7	1	2	10		
		8	JOHNSON Bradley	4	-	2	6		
		7	SMITH Kurt	2	-	4	6		
		14	KESLER Jim	1	2	2	5		
		9	DUGAN Jim	2	-	-	2		
		1	HAMIDO Essameldin Ragab	1	-	1	2		
		11	DEMBY William	-	-	1	1		
		5	COPPENS Matthew	-	-	-	-		
		2	GLOWACKI Matthew	-	-	-	-		
		3	LEASE Curtis	-	-	-	-		
		6	TERPENNING James	-	-	-	-		
	Total Team				21	5	17	43	37.21

Limit

25.00%

Legend:									
Rk	Rank	Exc	Excellent	Cont	Continues	Eff %	Efficiency %	Avg	Average per set

PROVISIONAL

PRNVS000000A2.00083 00102215:16V010




Match No 15  
Start Time: 13:30


**JPN vs USA**  
**3 0**


Spectators: 2325

Team	Sets	1	2	3	Total
JPN	3	25	25	25	75
USA	0	15	14	16	45
	Minutes	17	19	21	57

## JPN - Japan

Scoring Attackers		Rk	No	Name	Succ	Faults	Cont	Total	Succ %
	1	1	KATO Masahiko	8	1	4	13	61.54	
	2	8	TANAKA Koji	10	5	5	20	50.00	
		2	SATO Ei	3	3	5	11		
		3	YOSHIDA Hitoshi	2	7	2	11		
		7	NAKAYAMA Robert	1	-	6	7		
		4	SHIKINE Toshinari	3	-	4	7		
		10	WAKAIRO Hiroyuki	1	-	2	3		
		6	ARIFUKU Junichi	1	-	1	2		
		5	TAKEDA Yoshihito	-	-	1	1		
		12	SASAKI Masahiro	-	-	-	-		
		9	TANABE Tsutomu	-	-	-	-		
	11	YONEZAWA Atsushi	-	-	-	-			
Limit 15.00%	Total Team				29	16	30	75	38.67

Scoring Blockers		Rk	No	Name	Succ	Faults	Cont	Total	Avg
	1	8	TANAKA Koji	2	2	2	6	0.67	
		5	TAKEDA Yoshihito	2	1	-	3	0.67	
	3	1	KATO Masahiko	1	1	2	4	0.33	
		7	NAKAYAMA Robert	1	2	1	4	0.33	
		3	YOSHIDA Hitoshi	1	1	-	2	0.33	
		4	SHIKINE Toshinari	1	-	-	1	0.33	
	7	2	SATO Ei	-	-	1	1	0.00	
		6	ARIFUKU Junichi	-	-	-	-		
		12	SASAKI Masahiro	-	-	-	-		
		9	TANABE Tsutomu	-	-	-	-		
		10	WAKAIRO Hiroyuki	-	-	-	-		
	11	YONEZAWA Atsushi	-	-	-	-			
Total Team				8	7	6	21	2.67	

Scoring Servers		Rk	No	Name	Succ	Faults	Cont	Total	Avg
	1	7	NAKAYAMA Robert	3	-	19	22	1.00	
	2	1	KATO Masahiko	1	2	10	13	0.33	
		3	YOSHIDA Hitoshi	1	-	7	8	0.33	
		5	TAKEDA Yoshihito	1	1	4	6	0.33	
	5	2	SATO Ei	-	-	8	8	0.00	
		4	SHIKINE Toshinari	-	1	5	6	0.00	
		8	TANAKA Koji	-	3	3	6	0.00	
		12	SASAKI Masahiro	-	-	3	3	0.00	
		6	ARIFUKU Junichi	-	-	1	1	0.00	
		11	YONEZAWA Atsushi	-	1	-	1	0.00	
		9	TANABE Tsutomu	-	-	-	-		
	10	WAKAIRO Hiroyuki	-	-	-	-			
Total Team				6	8	60	74	2.00	

Team	Opponent Errors & Team Faults	32	4
------	-------------------------------	----	---

Legend:									
Rk	Rank	Succ	Successes	Cont	Continues	Succ %	Success %	Avg	Average per set


Match No 15  
Start Time: 13:30


JPN vs USA  
3 0


Spectators: 2325

Team	Sets	1	2	3	Total
JPN	3	25	25	25	75
USA	0	15	14	16	45
	Minutes	17	19	21	57

## JPN - Japan

Non-Scoring Diggers		Rk	No	Name	Exc	Faults	Cont	Total	Avg
	1	8	TANAKA Koji	9	1	1	11	3.00	
	2	1	KATO Masahiko	5	2	1	8	1.67	
	3	5	TAKEDA Yoshihito	3	3	4	10	1.00	
	7	NAKAYAMA Robert	3	1	4	8	1.00		
	5	3	YOSHIDA Hitoshi	2	1	2	5	0.67	
	4	SHIKINE Toshinari	2	-	-	2	0.67		
	7	2	SATO Ei	1	-	2	3	0.33	
	6	ARIFUKU Junichi	1	-	-	1	0.33		
	9	10	WAKAIRO Hiroyuki	-	1	-	1	0.00	
	12	SASAKI Masahiro	-	-	-	-	-		
	9	TANABE Tsutomu	-	-	-	-	-		
11	YONEZAWA Atsushi	-	-	-	-	-			
Total Team				26	9	14	49	8.67	

Non-Scoring Setters		Rk	No	Name	Exc	Faults	Cont	Total	Avg
	1	7	NAKAYAMA Robert	10	-	18	28	3.33	
	5	TAKEDA Yoshihito	10	-	16	26	3.33		
	3	8	TANAKA Koji	3	-	-	3	1.00	
	4	2	SATO Ei	1	-	3	4	0.33	
	4	SHIKINE Toshinari	1	-	1	2	0.33		
	6	3	YOSHIDA Hitoshi	-	-	2	2	0.00	
	1	KATO Masahiko	-	-	1	1	0.00		
	6	ARIFUKU Junichi	-	-	-	-	-		
	12	SASAKI Masahiro	-	-	-	-	-		
	9	TANABE Tsutomu	-	-	-	-	-		
	10	WAKAIRO Hiroyuki	-	-	-	-	-		
11	YONEZAWA Atsushi	-	-	-	-	-			
Total Team				25	-	41	66	8.33	

Non-Scoring Receivers		Rk	No	Name	Exc	Faults	Cont	Total	Eff %
	1	1	KATO Masahiko	9	-	1	10	90.00	
	7	NAKAYAMA Robert	5	-	1	6	-		
	5	TAKEDA Yoshihito	5	-	-	5	-		
	8	TANAKA Koji	3	-	1	4	-		
	3	YOSHIDA Hitoshi	3	1	-	4	-		
	12	SASAKI Masahiro	3	-	-	3	-		
	2	SATO Ei	3	-	-	3	-		
	6	ARIFUKU Junichi	-	-	2	2	-		
	4	SHIKINE Toshinari	-	-	-	-	-		
	9	TANABE Tsutomu	-	-	-	-	-		
	10	WAKAIRO Hiroyuki	-	-	-	-	-		
11	YONEZAWA Atsushi	-	-	-	-	-			
Total Team				31	1	5	37	81.08	

Limit

25.00%

Legend:									
Rk	Rank	Exc	Excellent	Cont	Continues	Eff %	Efficiency %	Avg	Average per set



SUN 22 OCT 2000

P3

PAVILION 3


Match No 15  
Start Time: 13:30


JPN vs USA  
3 0


Spectators: 2325

Team	Sets	1	2	3	Total
JPN	3	25	25	25	75
USA	0	15	14	16	45
	Minutes	17	19	21	57

## USA - United States of America

Scoring Attackers		Rk	No	Name	Succ	Faults	Cont	Total	Succ %	
		14		KESLER Jim	2	8	8	18		
		4		LANGE Tracey Joseph	1	4	6	11		
		8		JOHNSON Bradley	2	3	5	10		
		1		HAMIDO Essameldin Ragab	2	1	5	8		
		5		COPPENS Matthew	1	2	4	7		
		11		DEMBY William	-	1	4	5		
		7		SMITH Kurt	1	3	1	5		
		10		MORAN Paul	-	2	1	3		
		3		LEASE Curtis	-	1	1	2		
		2		GLOWACKI Matthew	-	1	-	1		
		9		DUGAN Jim	-	-	-	-		
		6		TERPENNING James	-	-	-	-		
	Limit 15.00%		Total Team			9	26	35	70	12.86

Scoring Blockers		Rk	No	Name	Succ	Faults	Cont	Total	Avg
		1	14	KESLER Jim	4	2	4	10	1.33
		2	8	JOHNSON Bradley	3	2	2	7	1.00
		3	11	DEMBY William	1	5	1	7	0.33
		1		HAMIDO Essameldin Ragab	1	4	1	6	0.33
		4		LANGE Tracey Joseph	1	2	2	5	0.33
		6	5	COPPENS Matthew	-	1	1	2	0.00
		3		LEASE Curtis	-	1	-	1	0.00
		10		MORAN Paul	-	1	-	1	0.00
		7		SMITH Kurt	-	-	1	1	0.00
		9		DUGAN Jim	-	-	-	-	
		2		GLOWACKI Matthew	-	-	-	-	
	6		TERPENNING James	-	-	-	-		
	Total Team			10	18	12	40	3.33	

Scoring Servers		Rk	No	Name	Succ	Faults	Cont	Total	Avg
		1	8	JOHNSON Bradley	1	-	5	6	0.33
		2	11	DEMBY William	-	-	7	7	0.00
		7		SMITH Kurt	-	2	5	7	0.00
		1		HAMIDO Essameldin Ragab	-	2	3	5	0.00
		4		LANGE Tracey Joseph	-	1	4	5	0.00
		2		GLOWACKI Matthew	-	1	3	4	0.00
		14		KESLER Jim	-	1	3	4	0.00
		10		MORAN Paul	-	-	4	4	0.00
		3		LEASE Curtis	-	1	1	2	0.00
		5		COPPENS Matthew	-	-	1	1	0.00
		6		TERPENNING James	-	1	-	1	0.00
		9		DUGAN Jim	-	-	-	-	
		Total Team			1	9	36	46	0.33

Team	Opponent Errors & Team Faults	25	7

Legend:									
Rk	Rank	Succ	Successes	Cont	Continues	Succ %	Success %	Avg	Average per set


Match No 15  
Start Time: 13:30


JPN vs USA  
3 0


Spectators: 2325

Team	Sets	1	2	3	Total
JPN	3	25	25	25	75
USA	0	15	14	16	45
	Minutes	17	19	21	57

## USA - United States of America

Non-Scoring Diggers		Rk	No	Name	Exc	Faults	Cont	Total	Avg
	1	8	JOHNSON Bradley	3	-	4	7	1.00	
	2	11	DEMBY William	2	1	2	5	0.67	
		3	LEASE Curtis	2	-	3	5	0.67	
	4	10	MORAN Paul	1	3	1	5	0.33	
		4	LANGE Tracey Joseph	1	-	3	4	0.33	
		9	DUGAN Jim	1	1	1	3	0.33	
		5	COPPENS Matthew	1	1	-	2	0.33	
	8	14	KESLER Jim	-	1	2	3	0.00	
		1	HAMIDO Essameldin Ragab	-	-	1	1	0.00	
		7	SMITH Kurt	-	-	1	1	0.00	
		6	TERPENNING James	-	-	1	1	0.00	
		2	GLOWACKI Matthew	-	-	-	-	-	-
	Total Team				11	7	19	37	3.67

Non-Scoring Setters		Rk	No	Name	Exc	Faults	Cont	Total	Avg
	1	7	SMITH Kurt	2	-	9	11	0.67	
		11	DEMBY William	2	1	4	7	0.67	
	3	4	LANGE Tracey Joseph	1	-	10	11	0.33	
		14	KESLER Jim	1	1	7	9	0.33	
		10	MORAN Paul	1	-	4	5	0.33	
	6	1	HAMIDO Essameldin Ragab	-	-	10	10	0.00	
		3	LEASE Curtis	-	1	4	5	0.00	
		5	COPPENS Matthew	-	-	1	1	0.00	
		8	JOHNSON Bradley	-	-	1	1	0.00	
		9	DUGAN Jim	-	-	-	-	-	-
		2	GLOWACKI Matthew	-	-	-	-	-	-
		6	TERPENNING James	-	-	-	-	-	-
	Total Team				7	3	50	60	2.33

Non-Scoring Receivers		Rk	No	Name	Exc	Faults	Cont	Total	Eff %
		10	MORAN Paul	4	2	5	11		
		7	SMITH Kurt	5	-	6	11		
		4	LANGE Tracey Joseph	7	1	2	10		
		8	JOHNSON Bradley	6	-	3	9		
		14	KESLER Jim	2	2	2	6		
		3	LEASE Curtis	2	-	3	5		
		5	COPPENS Matthew	1	-	3	4		
		9	DUGAN Jim	2	-	-	2		
		1	HAMIDO Essameldin Ragab	1	-	1	2		
		11	DEMBY William	-	-	1	1		
		2	GLOWACKI Matthew	1	-	-	1		
		6	TERPENNING James	-	-	-	-		
	Total Team				31	5	26	62	41.94

Limit

25.00%

Legend:

Rk Rank      Exc Excellent      Cont Continues      Eff % Efficiency %      Avg Average per set

PRNVS000000A3.00073 00102215:11V010

Match No: 15  
Start Time: 13:30

JPN vs USA  
3 vs 0

Spectators: 2325

Team	Sets	1	2	3	Total
JPN	3	25	25	25	75
USA	0	15	14	16	45
	Minutes	17	19	21	57

Referees: LOGAN Colin (AUS) & SOLVANG Jan Otto (NOR)

JPN - Japan							USA - United States of America								
No	Name	1	2	3	4	5	Pts	No	Name	1	2	3	4	5	Pts
1	KATO Masahiko	■	■	■			10	1	HAMIDO Essameldin Ragab	■	■				3
2	SATO Ei	■	■				3	2	GLOWACKI Matthew						
3	YOSHIDA Hitoshi	■	■	■			4	3	LEASE Curtis				■		
4	SHIKINE Toshinari			■			4	4	LANGE Tracey Joseph	■	■	■			2
5	TAKEDA Yoshihito	■	■	■			3	5	COPPENS Matthew				■		1
6	ARIFUKU Junichi				■		1	6	TERPENNING James					■	
7	NAKAYAMA Robert	■	■	■			5	7	SMITH Kurt				■		1
8	TANAKA Koji	■	■	■			12	8	JOHNSON Bradley	■	■	■			6
9	TANABE Tsutomu							9	L DUGAN Jim	L	L	L			
10	WAKAIRO Hiroyuki						1	10	MORAN Paul	■	■				
11	YONEZAWA Atsushi							11	DEMBY William	■	■				1
12	SASAKI Masahiro	L	L	L				14	KESLER Jim	■	■	■			6
<b>Head Coach:</b> MANO Yoshihisa							<b>Head Coach:</b> HULETT Michael								
<b>Assistant:</b> YAMASHITA Shin							<b>Assistant:</b> COLLINS Dixie Reese								

### TEAM AND PLAYER PERFORMANCES

Won	Total Atts	No	Name	Scoring Skills	Won	Total Atts	No	Name
29	75	<b>Total Team</b>		<b>Attack</b>	9	70	<b>Total Team</b>	
10	20	8	TANAKA Koji		2	8	1	HAMIDO Essameldin Ragab
8	13	1	KATO Masahiko		2	10	8	JOHNSON Bradley
3	11	2	SATO Ei		2	18	14	KESLER Jim
8	21	<b>Total Team</b>		<b>Block</b>	10	40	<b>Total Team</b>	
2	3	5	TAKEDA Yoshihito		4	10	14	KESLER Jim
2	6	8	TANAKA Koji		3	7	8	JOHNSON Bradley
1	4	1	KATO Masahiko		1	6	1	HAMIDO Essameldin Ragab
6	74	<b>Total Team</b>		<b>Serve</b>	1	46	<b>Total Team</b>	
3	22	7	NAKAYAMA Robert		1	6	8	JOHNSON Bradley
1	13	1	KATO Masahiko					
1	8	3	YOSHIDA Hitoshi					
32		<b>Total Team</b>		<b>Opp Error</b>	25		<b>Total Team</b>	
75	170	<b>Total Team</b>			45	156	<b>Total Team</b>	
12	12	8	TANAKA Koji	<b>Best Scorer</b>	6	6	8	JOHNSON Bradley


**Legend:**


■ Starting line-up      ▬ Substitute      nn Team Captain      ▬ Substitue libero  
 Pts Points scored      L Libero Player      Opp Opponent      Atts Attempts


PRNVS000000A4.00084A 00102215:20V020

# JPN · Japan

After 3 Matches

Scoring Attackers	No	Name	MP	SP	Succ	Faults	Cont	Total	Succ %
	1	KATO Masahiko	3	9	12	10	39	61	19.67
	2	SATO Ei	3	9	10	12	27	49	20.41
	3	YOSHIDA Hitoshi	3	9	5	14	17	36	13.89
	5	TAKEDA Yoshihito	3	9	-	3	4	7	0.00
	7	NAKAYAMA Robert	3	9	4	5	14	23	17.39
	4	SHIKINE Toshinari	3	9	3	-	7	10	30.00
	6	ARIFUKU Junichi	3	9	1	-	1	2	50.00
	9	TANABE Tsutomu	3	9	-	-	-	-	0.00
	8	TANAKA Koji	3	9	29	24	29	82	35.37
	12	SASAKI Masahiro	3	9	-	-	-	-	0.00
	11	YONEZAWA Atsushi	3	9	-	-	-	-	0.00
10	WAKAIRO Hiroyuki	3	9	1	-	2	3	33.33	
Team Totals			3	9	65	68	140	273	23.81

Scoring Blockers	No	Name	MP	SP	Succ	Faults	Cont	Total	Avg
	1	KATO Masahiko	3	9	2	5	8	15	0.22
	2	SATO Ei	3	9	-	1	3	4	0.00
	3	YOSHIDA Hitoshi	3	9	2	3	2	7	0.22
	5	TAKEDA Yoshihito	3	9	2	3	7	12	0.22
	7	NAKAYAMA Robert	3	9	1	5	11	17	0.11
	4	SHIKINE Toshinari	3	9	1	3	2	6	0.11
	6	ARIFUKU Junichi	3	9	-	-	-	-	0.00
	9	TANABE Tsutomu	3	9	-	-	-	-	0.00
	8	TANAKA Koji	3	9	3	3	12	18	0.33
	12	SASAKI Masahiro	3	9	-	-	-	-	0.00
	11	YONEZAWA Atsushi	3	9	-	-	-	-	0.00
10	WAKAIRO Hiroyuki	3	9	-	-	-	-	0.00	
Team Totals			3	9	11	23	45	79	1.22

Scoring Servers	No	Name	MP	SP	Succ	Faults	Cont	Total	Avg
	1	KATO Masahiko	3	9	2	3	27	32	0.22
	2	SATO Ei	3	9	-	3	16	19	0.00
	3	YOSHIDA Hitoshi	3	9	1	1	21	23	0.11
	5	TAKEDA Yoshihito	3	9	3	2	16	21	0.33
	7	NAKAYAMA Robert	3	9	3	-	38	41	0.33
	4	SHIKINE Toshinari	3	9	-	1	7	8	0.00
	6	ARIFUKU Junichi	3	9	-	-	1	1	0.00
	9	TANABE Tsutomu	3	9	1	-	5	6	0.11
	8	TANAKA Koji	3	9	1	7	7	15	0.11
	12	SASAKI Masahiro	3	9	-	-	3	3	0.00
	11	YONEZAWA Atsushi	3	9	-	1	3	4	0.00
10	WAKAIRO Hiroyuki	3	9	-	-	-	-	0.00	
Team Totals			3	9	11	18	144	173	1.22


Team	Opponent Errors & Team Faults	84	27
------	-------------------------------	----	----


<b>Legend:</b>							
Succ	Successes	Cont	Continues	Succ %	Success %	Avg	Average per set
MP	Matches Played						
SP	Team Sets Played						




## JPN - Japan

After 3 Matches

Non-Scoring Diggers	No	Name	MP	SP	Exc	Faults	Cont	Total	Avg
	1	KATO Masahiko	3	9	8	15	14	37	0.89
	2	SATO Ei	3	9	6	5	7	18	0.67
	3	YOSHIDA Hitoshi	3	9	8	4	5	17	0.89
	5	TAKEDA Yoshihito	3	9	9	8	9	26	1.00
	7	NAKAYAMA Robert	3	9	13	9	14	36	1.44
	4	SHIKINE Toshinari	3	9	6	-	-	6	0.67
	6	ARIFUKU Junichi	3	9	1	-	-	1	0.11
	9	TANABE Tsutomu	3	9	-	1	-	1	0.00
	8	TANAKA Koji	3	9	28	2	2	32	3.11
	12	SASAKI Masahiro	3	9	-	-	-	-	0.00
	11	YONEZAWA Atsushi	3	9	-	-	-	-	0.00
10	WAKAIRO Hiroyuki	3	9	-	1	-	1	0.00	
Team Totals			3	9	79	45	51	175	8.78

Non-Scoring Setters	No	Name	MP	SP	Exc	Faults	Cont	Total	Avg
	1	KATO Masahiko	3	9	1	-	12	13	0.11
	2	SATO Ei	3	9	1	-	7	8	0.11
	3	YOSHIDA Hitoshi	3	9	1	-	14	15	0.11
	5	TAKEDA Yoshihito	3	9	27	-	81	108	3.00
	7	NAKAYAMA Robert	3	9	23	2	64	89	2.56
	4	SHIKINE Toshinari	3	9	1	-	4	5	0.11
	6	ARIFUKU Junichi	3	9	-	-	-	-	0.00
	9	TANABE Tsutomu	3	9	-	1	1	1	0.00
	8	TANAKA Koji	3	9	3	1	7	11	0.33
	12	SASAKI Masahiro	3	9	-	-	-	-	0.00
	11	YONEZAWA Atsushi	3	9	1	-	-	1	0.11
10	WAKAIRO Hiroyuki	3	9	-	-	-	-	0.00	
Team Totals			3	9	58	3	190	251	6.44

Non-Scoring Receivers	No	Name	MP	SP	Exc	Faults	Cont	Total	Eff %
	1	KATO Masahiko	3	9	24	5	6	35	54.29
	2	SATO Ei	3	9	18	1	2	21	80.95
	3	YOSHIDA Hitoshi	3	9	17	4	4	25	52.00
	5	TAKEDA Yoshihito	3	9	25	2	2	29	79.31
	7	NAKAYAMA Robert	3	9	21	-	3	24	87.50
	4	SHIKINE Toshinari	3	9	2	-	-	2	100.0
	6	ARIFUKU Junichi	3	9	-	-	2	2	0.00
	9	TANABE Tsutomu	3	9	2	-	-	2	100.0
	8	TANAKA Koji	3	9	15	1	3	19	73.68
	12	SASAKI Masahiro	3	9	3	-	-	3	100.0
	11	YONEZAWA Atsushi	3	9	-	-	-	-	0.00
10	WAKAIRO Hiroyuki	3	9	-	-	-	-	0.00	
Team Totals			3	9	127	13	22	162	70.37


Legend:


Exc	Excellent	Cont	Continues	Eff %	Efficiency %	Avg	Average per set	MP	Matches Played
SP	Team Sets Played								


PRNVS000000A5.00084A 00102215:20V020

USA · United States of America

After 3 Matches

Scoring Attackers		No	Name	MP	SP	Succ	Faults	Cont	Total	Succ %
	1	HAMIDO Essameldin Ragab	3	9	5	10	10	25	20.00	
	2	GLOWACKI Matthew	3	9	-	1	-	1	0.00	
	3	LEASE Curtis	3	9	-	4	2	6	0.00	
	4	LANGE Tracey Joseph	3	9	1	5	16	22	4.55	
	5	COPPENS Matthew	3	9	1	3	5	9	11.11	
	6	TERPENNING James	3	9	-	1	-	1	0.00	
	7	SMITH Kurt	3	9	1	5	1	7	14.29	
	8	JOHNSON Bradley	3	9	6	6	17	29	20.69	
	9	DUGAN Jim	3	9	-	-	-	-	0.00	
	10	MORAN Paul	3	9	7	5	2	14	50.00	
	11	DEMBY William	3	9	2	6	11	19	10.53	
	14	KESLER Jim	3	9	9	12	21	42	21.43	
	Team Totals		3	9	32	58	85	175	18.29	

Scoring Blockers		No	Name	MP	SP	Succ	Faults	Cont	Total	Avg
	1	HAMIDO Essameldin Ragab	3	9	2	8	6	16	0.22	
	2	GLOWACKI Matthew	3	9	-	-	-	-	0.00	
	3	LEASE Curtis	3	9	-	1	1	2	0.00	
	4	LANGE Tracey Joseph	3	9	1	2	8	11	0.11	
	5	COPPENS Matthew	3	9	-	3	1	4	0.00	
	6	TERPENNING James	3	9	-	-	-	-	0.00	
	7	SMITH Kurt	3	9	-	4	1	5	0.00	
	8	JOHNSON Bradley	3	9	6	9	11	26	0.67	
	9	DUGAN Jim	3	9	-	-	-	-	0.00	
	10	MORAN Paul	3	9	-	6	2	8	0.00	
	11	DEMBY William	3	9	3	6	5	14	0.33	
	14	KESLER Jim	3	9	5	8	13	26	0.56	
	Team Totals		3	9	17	47	48	112	1.89	


Scoring Servers		No	Name	MP	SP	Succ	Faults	Cont	Total	Avg
	1	HAMIDO Essameldin Ragab	3	9	2	6	8	16	0.22	
	2	GLOWACKI Matthew	3	9	-	1	4	5	0.00	
	3	LEASE Curtis	3	9	-	1	2	3	0.00	
	4	LANGE Tracey Joseph	3	9	1	4	8	13	0.11	
	5	COPPENS Matthew	3	9	-	1	3	4	0.00	
	6	TERPENNING James	3	9	-	1	1	2	0.00	
	7	SMITH Kurt	3	9	1	3	10	14	0.11	
	8	JOHNSON Bradley	3	9	1	4	7	12	0.11	
	9	DUGAN Jim	3	9	-	-	-	-	0.00	
	10	MORAN Paul	3	9	-	1	10	11	0.00	
	11	DEMBY William	3	9	1	1	16	18	0.11	
	14	KESLER Jim	3	9	1	2	8	11	0.11	
	Team Totals		3	9	7	25	77	109	0.78	


Team	Opponent Errors & Team Faults	50	24
------	-------------------------------	----	----


<b>Legend:</b>									
Succ	Successes	Cont	Continues	Succ %	Success %	Avg	Average per set	MP	Matches Played
SP	Team Sets Played								

USA · United States of America

After 3 Matches

Non-Scoring Diggers	No	Name	MP	SP	Exc	Faults	Cont	Total	Avg
		1	HAMIDO Essameldin Ragab	3	9	3	2	10	15
	2	GLOWACKI Matthew	3	9	-	1	-	1	0.00
	3	LEASE Curtis	3	9	2	-	5	7	0.22
	4	LANGE Tracey Joseph	3	9	4	11	13	28	0.44
	5	COPPENS Matthew	3	9	1	4	1	6	0.11
	6	TERPENNING James	3	9	-	3	3	6	0.00
	7	SMITH Kurt	3	9	1	-	3	4	0.11
	8	JOHNSON Bradley	3	9	4	1	5	10	0.44
	9	DUGAN Jim	3	9	2	1	1	4	0.22
	10	MORAN Paul	3	9	3	8	8	19	0.33
	11	DEMBY William	3	9	2	5	8	15	0.22
	14	KESLER Jim	3	9	3	6	11	20	0.33
	Team Totals		3	9	25	42	68	135	2.78

Non-Scoring Setters	No	Name	MP	SP	Exc	Faults	Cont	Total	Avg
		1	HAMIDO Essameldin Ragab	3	9	3	1	20	24
	2	GLOWACKI Matthew	3	9	-	-	-	-	0.00
	3	LEASE Curtis	3	9	-	1	7	8	0.00
	4	LANGE Tracey Joseph	3	9	4	-	25	29	0.44
	5	COPPENS Matthew	3	9	1	-	1	2	0.11
	6	TERPENNING James	3	9	-	1	-	1	0.00
	7	SMITH Kurt	3	9	3	-	19	22	0.33
	8	JOHNSON Bradley	3	9	2	-	5	7	0.22
	9	DUGAN Jim	3	9	-	-	-	-	0.00
	10	MORAN Paul	3	9	2	-	8	10	0.22
	11	DEMBY William	3	9	5	2	19	26	0.56
	14	KESLER Jim	3	9	1	1	13	15	0.11
	Team Totals		3	9	21	6	117	144	2.33

Non-Scoring Receivers	No	Name	MP	SP	Exc	Faults	Cont	Total	Eff %
		1	HAMIDO Essameldin Ragab	3	9	7	-	6	13
	2	GLOWACKI Matthew	3	9	2	-	-	2	100.0
	3	LEASE Curtis	3	9	4	1	5	10	30.00
	4	LANGE Tracey Joseph	3	9	24	4	5	33	60.61
	5	COPPENS Matthew	3	9	4	2	3	9	22.22
	6	TERPENNING James	3	9	1	1	2	4	0.00
	7	SMITH Kurt	3	9	6	3	10	19	15.79
	8	JOHNSON Bradley	3	9	14	1	4	19	68.42
	9	DUGAN Jim	3	9	10	-	8	18	55.56
	10	MORAN Paul	3	9	13	6	9	28	25.00
	11	DEMBY William	3	9	3	1	1	5	40.00
	14	KESLER Jim	3	9	10	4	6	20	30.00
	Team Totals		3	9	98	23	59	180	41.67

<b>Legend:</b>	<b>Exc</b> Excellent	<b>Cont</b> Continues	<b>Eff %</b> Efficiency %	<b>Avg</b> Average per set	<b>MP</b> Matches Played
	<b>SP</b> Team Sets Played				

PRNVS000000A6.00073 00102216:23V01P

Match No: 16  
Start Time: 16:00

BIH vs EGY  
0 vs 1

Spectators:

Team	Sets	1	2	3	4	5	Total
BIH	0	20	0				20
EGY	1	25	0				25
	Minutes	22					22

Referees: FARMER Pierre (CAN) & VAN DE LOO Henricus (NED)

BIH - Bosnia & Herzegovina								EGY - Egypt							
No	Name	1	2	3	4	5	Pts	No	Name	1	2	3	4	5	Pts
1	GODINJAK Ismet	■					1	1	ELSHAWIKH Hesham	■					4
2	MANKO Adnan	■					3	2	AWED Tamer						
3	NUHANOVIC Sevko							3	HASSAN Yasser	■					
4	IBRAKOVIC Edin	■					3	4	ABD ALLA Ashraf	□					1
5	MEDIC Asim	■					3	5	EL BAHAEY Taher	■					1
6	CAUSEVIC Fikret							7	HASSANEIN Salah						
7	MAHMIC Zikret	■					1	8	L ABD ELLATIF Abd Elnabi	L					
8	HAMZIC Dzevad	□					1	9	HUSSEIN Mohamed	■					1
9	L SALKIC Nedžad	L						10	HASSAN Adel	■					
10	CISIJA Abid							11	ELHELBAWI Rezek						
11	DELALIC Sabahudin	■						12	ABD ELYAZID Mohamed	■					5
12	ALIC Nevzet														
Head Coach: HRUSTEMOVIC Mirza								Head Coach: DARWISH Mansour							
Assistant: COLIC Mehmed								Assistant: SALAMA Mohamed							

## TEAM AND PLAYER PERFORMANCES

Won	Total Atts	No	Name	Scoring Skills	Won	Total Atts	No	Name
8	48	Total Team		Attack	9	36	Total Team	
3	12	2	MANKO Adnan		4	8	12	ABD ELYAZID Mohamed
2	8	5	MEDIC Asim		2	3	1	ELSHAWIKH Hesham
1	8	1	GODINJAK Ismet		1	3	4	ABD ALLA Ashraf
2	20	Total Team			2	18	Total Team	
2	3	4	IBRAKOVIC Edin	Block	1	7	1	ELSHAWIKH Hesham
					1	4	12	ABD ELYAZID Mohamed
2	20	Total Team			1	25	Total Team	
1	4	5	MEDIC Asim	Serve	1	6	1	ELSHAWIKH Hesham
1	2	8	HAMZIC Dzevad					
8		Total Team		Opp Error	13		Total Team	
20	88	Total Team			25	79	Total Team	
3	3	2	MANKO Adnan		Best Scorer	5	5	12

Jury President:

Signature:

### Legend:

■ Starting line-up      □ Substitute      nn Team Captain      L Substitute libero  
Pts Points scored      L Libero Player      Opp Opponent      Atts Attempts

PRNVS000000A7.00083 00102216:23V01P


Match No 16  
Start Time: 16:00


BIH vs EGY  
0 1


Spectators:

Team	Sets	1	2	3	4	5	Total
BIH	0	20	0				20
EGY	1	25	0				25
	Minutes	22					22

## BIH · Bosnia & Herzegovina

Scoring Attackers		Rk	No	Name	Succ	Faults	Cont	Total	Succ %
	1	2	MANKO Adnan	3	1	8	12	25.00	
		5	MEDIC Asim	2	-	6	8	25.00	
		1	GODINJAK Ismet	1	3	4	8		
		4	IBRAKOVIC Edin	1	1	6	8		
		7	MAHMIC Zikret	1	3	3	7		
		11	DELALIC Sabahudin	-	1	4	5		
		12	ALIC Nevzet	-	-	-	-		
		6	CAUSEVIC Fikret	-	-	-	-		
		10	CISIJA Abid	-	-	-	-		
		8	HAMZIC Dzevad	-	-	-	-		
		3	NUHANOVIC Sevko	-	-	-	-		
		9	SALKIC Nedzad	-	-	-	-		
	Limit 15.00%	Total Team			8	9	31	48	16.67

Scoring Blockers		Rk	No	Name	Succ	Faults	Cont	Total	Avg
	1	4	IBRAKOVIC Edin	2	-	1	3	2.00	
	2	11	DELALIC Sabahudin	-	2	6	8	0.00	
		1	GODINJAK Ismet	-	2	2	4	0.00	
		7	MAHMIC Zikret	-	1	1	2	0.00	
		5	MEDIC Asim	-	1	1	2	0.00	
		2	MANKO Adnan	-	1	-	1	0.00	
		12	ALIC Nevzet	-	-	-	-		
		6	CAUSEVIC Fikret	-	-	-	-		
		10	CISIJA Abid	-	-	-	-		
		8	HAMZIC Dzevad	-	-	-	-		
		3	NUHANOVIC Sevko	-	-	-	-		
	9	SALKIC Nedzad	-	-	-	-			
Total Team				2	7	11	20	2.00	

Scoring Servers		Rk	No	Name	Succ	Faults	Cont	Total	Avg
	1	5	MEDIC Asim	1	-	3	4	1.00	
		8	HAMZIC Dzevad	1	1	-	2	1.00	
	3	4	IBRAKOVIC Edin	-	-	4	4	0.00	
		11	DELALIC Sabahudin	-	-	3	3	0.00	
		7	MAHMIC Zikret	-	1	2	3	0.00	
		2	MANKO Adnan	-	-	3	3	0.00	
		1	GODINJAK Ismet	-	-	1	1	0.00	
		12	ALIC Nevzet	-	-	-	-		
		6	CAUSEVIC Fikret	-	-	-	-		
		10	CISIJA Abid	-	-	-	-		
		3	NUHANOVIC Sevko	-	-	-	-		
		9	SALKIC Nedzad	-	-	-	-		
	Total Team				2	2	16	20	2.00

Team	Opponent Errors & Team Faults	8	3
------	-------------------------------	---	---

Legend:									
Rk	Rank	Succ	Successes	Cont	Continues	Succ %	Success %	Avg	Average per set



Match No 16  
Start Time: 16:00


BIH vs EGY  
0 1


Spectators:

Team	Sets	1	2	3	4	5	Total
BIH	0	20	0				20
EGY	1	25	0				25
	Minutes	22					22

## BIH · Bosnia & Herzegovina

Non-Scoring Diggers		Rk	No	Name	Exc	Faults	Cont	Total	Avg
	1	5	MEDIC Asim	4	-	1	5	4.00	
		9	SALKIC Nedzad	4	1	-	5	4.00	
	3	7	MAHMIC Zikret	2	1	3	6	2.00	
		2	MANKO Adnan	2	2	-	4	2.00	
		1	GODINJAK Ismet	2	-	1	3	2.00	
	12		ALIC Nevzet	-	-	-	-		
		6	CAUSEVIC Fikret	-	-	-	-		
		10	CISIJA Abid	-	-	-	-		
		11	DELALIC Sabahudin	-	-	-	-		
		8	HAMZIC Dzevad	-	-	-	-		
		4	IBRAKOVIC Edin	-	-	-	-		
		3	NUHANOVIC Sevko	-	-	-	-		
	Total Team				14	4	5	23	14.00

Non-Scoring Setters		Rk	No	Name	Exc	Faults	Cont	Total	Avg
	1	11	DELALIC Sabahudin	4	-	16	20	4.00	
	2	2	MANKO Adnan	2	-	3	5	2.00	
	3	7	MAHMIC Zikret	-	-	4	4	0.00	
		5	MEDIC Asim	-	-	2	2	0.00	
		1	GODINJAK Ismet	-	-	1	1	0.00	
		9	SALKIC Nedzad	-	-	1	1	0.00	
	12		ALIC Nevzet	-	-	-	-		
		6	CAUSEVIC Fikret	-	-	-	-		
		10	CISIJA Abid	-	-	-	-		
		8	HAMZIC Dzevad	-	-	-	-		
		4	IBRAKOVIC Edin	-	-	-	-		
	3	NUHANOVIC Sevko	-	-	-	-			
Total Team				6	-	27	33	6.00	

Non-Scoring Receivers		Rk	No	Name	Exc	Faults	Cont	Total	Eff %
	1	7	MAHMIC Zikret	5	-	1	6	83.33	
		11	DELALIC Sabahudin	4	-	1	5		
		2	MANKO Adnan	3	-	2	5		
		5	MEDIC Asim	2	-	1	3		
		9	SALKIC Nedzad	2	-	1	3		
		8	HAMZIC Dzevad	1	-	-	1		
	12		ALIC Nevzet	-	-	-	-		
		6	CAUSEVIC Fikret	-	-	-	-		
		10	CISIJA Abid	-	-	-	-		
		1	GODINJAK Ismet	-	-	-	-		
		4	IBRAKOVIC Edin	-	-	-	-		
		3	NUHANOVIC Sevko	-	-	-	-		
	Total Team				17	-	6	23	73.91

Limit

25.00%

Legend:

Rk Rank      Exc Excellent      Cont Continues      Eff % Efficiency %      Avg Average per set


Match No 16  
Start Time: 16:00


BIH vs EGY  
0 1


Spectators:

Team	Sets	1	2	3	4	5	Total
BIH	0	20	0				20
EGY	1	25	0				25
	Minutes	22					22

## EGY - Egypt

Scoring Attackers		Rk	No	Name	Succ	Faults	Cont	Total	Succ %
	1	12	ABD ELYAZID Mohamed	4	1	3	8	50.00	
		9	HUSSEIN Mohamed	1	2	9	12		
		5	EL BAHAEY Taher	1	-	4	5		
		4	ABD ALLA Ashraf	1	1	1	3		
		1	ELSHAWIKH Hesham	2	1	-	3		
		3	HASSAN Yasser	-	-	3	3		
		8	ABD ELLATIF Abd Elnabi	-	-	1	1		
		10	HASSAN Adel	-	-	1	1		
		2	AWED Tamer	-	-	-	-		
		11	ELHELBAWI Rezek	-	-	-	-		
		7	HASSANEIN Salah	-	-	-	-		
Limit 15.00%	Total Team			9	5	22	36	25.00	

Scoring Blockers		Rk	No	Name	Succ	Faults	Cont	Total	Avg
	1	1	ELSHAWIKH Hesham	1	2	4	7	1.00	
		12	ABD ELYAZID Mohamed	1	1	2	4	1.00	
	3	4	ABD ALLA Ashraf	-	-	2	2	0.00	
		10	HASSAN Adel	-	2	-	2	0.00	
		3	HASSAN Yasser	-	2	-	2	0.00	
		9	HUSSEIN Mohamed	-	-	1	1	0.00	
		8	ABD ELLATIF Abd Elnabi	-	-	-	-		
		2	AWED Tamer	-	-	-	-		
		5	EL BAHAEY Taher	-	-	-	-		
		11	ELHELBAWI Rezek	-	-	-	-		
		7	HASSANEIN Salah	-	-	-	-		
Total Team				2	7	9	18	2.00	

Scoring Servers		Rk	No	Name	Succ	Faults	Cont	Total	Avg
	1	1	ELSHAWIKH Hesham	1	1	4	6	1.00	
	2	3	HASSAN Yasser	-	-	6	6	0.00	
		12	ABD ELYAZID Mohamed	-	-	4	4	0.00	
		10	HASSAN Adel	-	-	4	4	0.00	
		5	EL BAHAEY Taher	-	-	3	3	0.00	
		9	HUSSEIN Mohamed	-	-	2	2	0.00	
		4	ABD ALLA Ashraf	-	-	-	-		
		8	ABD ELLATIF Abd Elnabi	-	-	-	-		
		2	AWED Tamer	-	-	-	-		
		11	ELHELBAWI Rezek	-	-	-	-		
		7	HASSANEIN Salah	-	-	-	-		
Total Team				1	1	23	25	1.00	

Team	Opponent Errors & Team Faults	13	2
------	-------------------------------	----	---

Legend:									
Rk	Rank	Succ	Successes	Cont	Continues	Succ %	Success %	Avg	Average per set

Match No 16  
Start Time: 16:00


BIH vs EGY  
0 1


Spectators:

Team	Sets	1	2	3	4	5	Total
BIH	0	20	0				20
EGY	1	25	0				25
	Minutes	22					22

## EGY - Egypt

Non-Scoring Diggers		Rk	No	Name	Exc	Faults	Cont	Total	Avg
		1	3	HASSAN Yasser	3	1	3	7	3.00
		2	12	ABD ELYAZID Mohamed	1	-	5	6	1.00
			8	ABD ELLATIF Abd Elnabi	1	1	2	4	1.00
		4	5	EL BAHAEY Taher	-	-	9	9	0.00
			1	ELSHAWIKH Hesham	-	-	3	3	0.00
			10	HASSAN Adel	-	-	2	2	0.00
			9	HUSSEIN Mohamed	-	-	2	2	0.00
			4	ABD ALLA Ashraf	-	-	-	-	-
			2	AWED Tamer	-	-	-	-	-
			11	ELHELBAWI Rezek	-	-	-	-	-
			7	HASSANEIN Salah	-	-	-	-	-
	Total Team					5	2	26	33

Non-Scoring Setters		Rk	No	Name	Exc	Faults	Cont	Total	Avg
		1	3	HASSAN Yasser	4	-	9	13	4.00
		2	5	EL BAHAEY Taher	2	-	5	7	2.00
		3	9	HUSSEIN Mohamed	1	-	3	4	1.00
		4	8	ABD ELLATIF Abd Elnabi	-	1	2	3	0.00
			12	ABD ELYAZID Mohamed	-	-	1	1	0.00
			1	ELSHAWIKH Hesham	-	-	1	1	0.00
			4	ABD ALLA Ashraf	-	-	-	-	-
			2	AWED Tamer	-	-	-	-	-
			11	ELHELBAWI Rezek	-	-	-	-	-
			10	HASSAN Adel	-	-	-	-	-
		7	HASSANEIN Salah	-	-	-	-	-	
Total Team					7	1	21	29	7.00

Non-Scoring Receivers		Rk	No	Name	Exc	Faults	Cont	Total	Eff %
		1	8	ABD ELLATIF Abd Elnabi	5	-	-	5	100.0
		2	12	ABD ELYAZID Mohamed	5	-	1	6	83.33
			1	ELSHAWIKH Hesham	2	1	-	3	
			10	HASSAN Adel	-	1	-	1	
			9	HUSSEIN Mohamed	-	-	1	1	
			4	ABD ALLA Ashraf	-	-	-	-	
			2	AWED Tamer	-	-	-	-	
			5	EL BAHAEY Taher	-	-	-	-	
			11	ELHELBAWI Rezek	-	-	-	-	
			3	HASSAN Yasser	-	-	-	-	
		7	HASSANEIN Salah	-	-	-	-		
Limit									
25.00%					12	2	2	16	62.50
Total Team									

Legend:									
Rk	Rank	Exc	Excellent	Cont	Continues	Eff %	Efficiency %	Avg	Average per set

PRNVS000000A8.00073 00102217:17V010

SUN 22 OCT 2000

P2

PAVILION 3

Match No: 16  
Start Time: 16:00

BIH vs EGY  
0 vs 3

Spectators: 1540

Team	Sets	1	2	3	Total
BIH	0	20	21	22	63
EGY	3	25	25	25	75
	Minutes	22	22	25	69

Referees: FARMER Pierre (CAN) & VAN DE LOO Henricus (NED)

BIH - Bosnia & Herzegovina							EGY - Egypt								
No	Name	1	2	3	4	5	Pts	No	Name	1	2	3	4	5	Pts
1	GODINJAK Ismet	■	■	■			8	1	ELSHAWIKH Hesham	■	■	■			13
2	MANKO Adnan	■	■	■			7	2	AWED Tamer						
3	NUHANOVIC Sevko			■				3	HASSAN Yasser	■	■	■			5
4	IBRAKOVIC Edin	■	□	■			4	4	ABD ALLA Ashraf	□	□	□			3
5	MEDIC Asim	■	■	■			6	5	EL BAHAEY Taher	■	■	■			5
6	CAUSEVIC Fikret				□		1	7	HASSANEIN Salah						
7	MAHMIC Zikret	■	■	■			13	8	L ABD ELLATIF Abd Elnabi	L	L	L			
8	HAMZIC Dzevad	□	□	□			1	9	HUSSEIN Mohamed	■	■	■			7
9	L SALKIC Nedzad	L	L	L				10	HASSAN Adel	■	■	■			4
10	CISIJA Abid							11	ELHELBAWI Rezek						
11	DELALIC Sabahudin	■	■	■			6	12	ABD ELYAZID Mohamed	■	■	■			13
12	ALIC Nevzet														
<b>Head Coach:</b> HRUSTEMOVIC Mirza							<b>Head Coach:</b> DARWISH Mansour								
<b>Assistant:</b> COLIC Mehmed							<b>Assistant:</b> SALAMA Mohamed								

### TEAM AND PLAYER PERFORMANCES

Won	Total Atts	No	Name	Scoring Skills	Won	Total Atts	No	Name	
33	132	Total Team		Attack	40	101	Total Team		
7	27	1	GODINJAK Ismet		10	14	1	ELSHAWIKH Hesham	
7	23	7	MAHMIC Zikret		9	17	12	ABD ELYAZID Mohamed	
6	25	2	MANKO Adnan		7	25	9	HUSSEIN Mohamed	
6	61	Total Team		Block	7	59	Total Team		
2	7	4	IBRAKOVIC Edin		3	16	12	ABD ELYAZID Mohamed	
2	8	7	MAHMIC Zikret		2	11	10	HASSAN Adel	
1	10	1	GODINJAK Ismet		1	13	1	ELSHAWIKH Hesham	
7	63	Total Team		Serve	3	73	Total Team		
4	15	7	MAHMIC Zikret		2	19	1	ELSHAWIKH Hesham	
1	10	5	MEDIC Asim		1	15	12	ABD ELYAZID Mohamed	
1	2	8	HAMZIC Dzevad						
17		Total Team		Opp Error	25		Total Team		
63	256	Total Team			Total	75	233	Total Team	
13	13	7	MAHMIC Zikret		Best Scorer	13	13	1	ELSHAWIKH Hesham

#### Legend:

■ Starting line-up      □ Substitute      nn Team Captain      □ Substitution libero  
 Pts Points scored      L Libero Player      Opp Opponent      Atts Attempts

PRNVS000000A9.00083 00102217:25V010

Match No 16  
Start Time: 16:00


BIH vs EGY  
0 3

Spectators: 1540

Team	Sets	1	2	3	Total
BIH	0	20	21	22	63
EGY	3	25	25	25	75
	Minutes	22	22	25	69

## BIH · Bosnia & Herzegovina

Scoring Attackers		Rk	No	Name	Succ	Faults	Cont	Total	Succ %
		1	7	MAHMIC Zikret	7	6	10	23	30.43
		2	1	GODINJAK Ismet	7	6	14	27	25.93
		3	5	MEDIC Asim	5	2	13	20	25.00
		4	2	MANKO Adnan	6	2	17	25	24.00
		4		IBRAKOVIC Edin	2	3	11	16	
		11		DELALIC Sabahudin	5	2	7	14	
		8		HAMZIC Dzevad	-	1	2	3	
		6		CAUSEVIC Fikret	1	-	1	2	
		3		NUHANOVIC Sevko	-	-	1	1	
		9		SALKIC Nedzad	-	-	1	1	
		12		ALIC Nevzet	-	-	-	-	
		10		CISIJA Abid	-	-	-	-	
	Limit 15.00%		Total Team			33	22	77	132

Scoring Blockers		Rk	No	Name	Succ	Faults	Cont	Total	Avg
		1	7	MAHMIC Zikret	2	3	3	8	0.67
			4	IBRAKOVIC Edin	2	3	2	7	0.67
		3	2	MANKO Adnan	1	5	5	11	0.33
			1	GODINJAK Ismet	1	4	5	10	0.33
		5	11	DELALIC Sabahudin	-	8	6	14	0.00
			5	MEDIC Asim	-	6	1	7	0.00
			8	HAMZIC Dzevad	-	-	3	3	0.00
			3	NUHANOVIC Sevko	-	1	-	1	0.00
		12		ALIC Nevzet	-	-	-	-	
		6		CAUSEVIC Fikret	-	-	-	-	
		10		CISIJA Abid	-	-	-	-	
	9		SALKIC Nedzad	-	-	-	-		
	Total Team			6	30	25	61	2.00	

Scoring Servers		Rk	No	Name	Succ	Faults	Cont	Total	Avg
		1	7	MAHMIC Zikret	4	1	10	15	1.33
		2	11	DELALIC Sabahudin	1	-	15	16	0.33
			5	MEDIC Asim	1	-	9	10	0.33
			8	HAMZIC Dzevad	1	1	-	2	0.33
		5	4	IBRAKOVIC Edin	-	-	7	7	0.00
			2	MANKO Adnan	-	-	7	7	0.00
			1	GODINJAK Ismet	-	-	4	4	0.00
			6	CAUSEVIC Fikret	-	-	1	1	0.00
			3	NUHANOVIC Sevko	-	-	1	1	0.00
		12		ALIC Nevzet	-	-	-	-	
		10		CISIJA Abid	-	-	-	-	
		9		SALKIC Nedzad	-	-	-	-	
		Total Team			7	2	54	63	2.33

Team	Opponent Errors & Team Faults	17	7
------	-------------------------------	----	---

Legend:									
Rk	Rank	Succ	Successes	Cont	Continues	Succ %	Success %	Avg	Average per set

Match No 16  
Start Time: 16:00


BIH vs EGY  
0 3


Spectators: 1540

Team	Sets	1	2	3	Total
BIH	0	20	21	22	63
EGY	3	25	25	25	75
	Minutes	22	22	25	69

## BIH · Bosnia & Herzegovina

Non-Scoring Diggers		Rk	No	Name	Exc	Faults	Cont	Total	Avg
		1	9	SALKIC Nedzad	12	2	-	14	4.00
		2	5	MEDIC Asim	7	-	3	10	2.33
		3	1	GODINJAK Ismet	5	3	5	13	1.67
			7	MAHMIC Zikret	5	2	4	11	1.67
		5	2	MANKO Adnan	4	3	3	10	1.33
			11	DELALIC Sabahudin	4	1	1	6	1.33
		7	8	HAMZIC Dzevad	-	-	1	1	0.00
			4	IBRAKOVIC Edin	-	1	-	1	0.00
			12	ALIC Nevzet	-	-	-	-	-
			6	CAUSEVIC Fikret	-	-	-	-	-
			10	CISIJA Abid	-	-	-	-	-
			3	NUHANOVIC Sevko	-	-	-	-	-
	Total Team					37	12	18	67

Non-Scoring Setters		Rk	No	Name	Exc	Faults	Cont	Total	Avg
		1	11	DELALIC Sabahudin	11	-	36	47	3.67
		2	2	MANKO Adnan	8	-	21	29	2.67
		3	5	MEDIC Asim	2	-	3	5	0.67
		4	1	GODINJAK Ismet	1	-	4	5	0.33
			4	IBRAKOVIC Edin	1	-	1	2	0.33
		6	7	MAHMIC Zikret	-	-	5	5	0.00
			9	SALKIC Nedzad	-	-	3	3	0.00
			8	HAMZIC Dzevad	-	-	1	1	0.00
			12	ALIC Nevzet	-	-	-	-	-
			6	CAUSEVIC Fikret	-	-	-	-	-
			10	CISIJA Abid	-	-	-	-	-
		3	NUHANOVIC Sevko	-	-	-	-	-	
Total Team					23	-	74	97	7.67

Non-Scoring Receivers		Rk	No	Name	Exc	Faults	Cont	Total	Eff %
			2	MANKO Adnan	11	1	2	14	
			9	SALKIC Nedzad	12	-	1	13	
			11	DELALIC Sabahudin	7	-	4	11	
			5	MEDIC Asim	9	1	1	11	
			1	GODINJAK Ismet	10	-	-	10	
			7	MAHMIC Zikret	8	-	1	9	
			8	HAMZIC Dzevad	1	-	-	1	
			12	ALIC Nevzet	-	-	-	-	
			6	CAUSEVIC Fikret	-	-	-	-	
			10	CISIJA Abid	-	-	-	-	
			4	IBRAKOVIC Edin	-	-	-	-	
			3	NUHANOVIC Sevko	-	-	-	-	
	Total Team					58	2	9	69

Limit

25.00%

Legend:

Rk Rank      Exc Excellent      Cont Continues      Eff % Efficiency %      Avg Average per set




Match No 16  
Start Time: 16:00


BIH vs EGY  
0 3


Spectators: 1540

Team	Sets	1	2	3	Total
BIH	0	20	21	22	63
EGY	3	25	25	25	75
	Minutes	22	22	25	69

## EGY - Egypt

Scoring Attackers		Rk	No	Name	Succ	Faults	Cont	Total	Succ %
		1	12	ABD ELYAZID Mohamed	9	2	6	17	52.94
		2	9	HUSSEIN Mohamed	7	3	15	25	28.00
			1	ELSHAWIKH Hesham	10	1	3	14	
			10	HASSAN Adel	2	3	8	13	
			3	HASSAN Yasser	5	1	7	13	
			5	EL BAHAEY Taher	4	-	6	10	
			4	ABD ALLA Ashraf	3	1	4	8	
			8	ABD ELLATIF Abd Elnabi	-	-	1	1	
			2	AWED Tamer	-	-	-	-	
			11	ELHELBAWI Rezek	-	-	-	-	
			7	HASSANEIN Salah	-	-	-	-	
Limit 15.00%	Total Team				40	11	50	101	39.60

Scoring Blockers		Rk	No	Name	Succ	Faults	Cont	Total	Avg
		1	12	ABD ELYAZID Mohamed	3	6	7	16	1.00
		2	10	HASSAN Adel	2	4	5	11	0.67
		3	1	ELSHAWIKH Hesham	1	5	7	13	0.33
			5	EL BAHAEY Taher	1	-	1	2	0.33
			5	HASSAN Yasser	-	6	3	9	0.00
			4	ABD ALLA Ashraf	-	-	4	4	0.00
			9	HUSSEIN Mohamed	-	1	3	4	0.00
			8	ABD ELLATIF Abd Elnabi	-	-	-	-	
			2	AWED Tamer	-	-	-	-	
			11	ELHELBAWI Rezek	-	-	-	-	
			7	HASSANEIN Salah	-	-	-	-	
	Total Team				7	22	30	59	2.33

Scoring Servers		Rk	No	Name	Succ	Faults	Cont	Total	Avg
		1	1	ELSHAWIKH Hesham	2	1	16	19	0.67
		2	12	ABD ELYAZID Mohamed	1	1	13	15	0.33
		3	3	HASSAN Yasser	-	-	11	11	0.00
			9	HUSSEIN Mohamed	-	-	10	10	0.00
			5	EL BAHAEY Taher	-	-	9	9	0.00
			10	HASSAN Adel	-	-	9	9	0.00
			4	ABD ALLA Ashraf	-	-	-	-	
			8	ABD ELLATIF Abd Elnabi	-	-	-	-	
			2	AWED Tamer	-	-	-	-	
			11	ELHELBAWI Rezek	-	-	-	-	
			7	HASSANEIN Salah	-	-	-	-	
	Total Team				3	2	68	73	1.00

Team	Opponent Errors & Team Faults	25	14

Legend:									
Rk	Rank	Succ	Successes	Cont	Continues	Succ %	Success %	Avg	Average per set

Match No 16  
Start Time: 16:00


BIH vs EGY  
0 3


Spectators: 1540

Team	Sets	1	2	3	Total
BIH	0	20	21	22	63
EGY	3	25	25	25	75
	Minutes	22	22	25	69

## EGY - Egypt

Non-Scoring Diggers		Rk	No	Name	Exc	Faults	Cont	Total	Avg
		1	3	HASSAN Yasser	6	1	14	21	2.00
		2	12	ABD ELYAZID Mohamed	4	1	5	10	1.33
		3	5	EL BAHAEY Taher	3	-	18	21	1.00
		4	8	ABD ELLATIF Abd Elnabi	2	2	8	12	0.67
		5	9	HUSSEIN Mohamed	1	1	7	9	0.33
			1	ELSHAWIKH Hesham	1	1	3	5	0.33
		7	10	HASSAN Adel	-	1	7	8	0.00
		4		ABD ALLA Ashraf	-	-	-	-	
		2		AWED Tamer	-	-	-	-	
		11		ELHELBAWI Rezek	-	-	-	-	
		7		HASSANEIN Salah	-	-	-	-	
Total Team					17	7	62	86	5.67

Non-Scoring Setters		Rk	No	Name	Exc	Faults	Cont	Total	Avg
		1	5	EL BAHAEY Taher	12	2	21	35	4.00
		2	3	HASSAN Yasser	10	-	15	25	3.33
		3	9	HUSSEIN Mohamed	5	-	8	13	1.67
		4	1	ELSHAWIKH Hesham	2	-	2	4	0.67
		5	8	ABD ELLATIF Abd Elnabi	1	1	3	5	0.33
		6	12	ABD ELYAZID Mohamed	-	-	2	2	0.00
		4		ABD ALLA Ashraf	-	-	1	1	0.00
		10		HASSAN Adel	-	-	1	1	0.00
		2		AWED Tamer	-	-	-	-	
		11		ELHELBAWI Rezek	-	-	-	-	
		7		HASSANEIN Salah	-	-	-	-	
Total Team					30	3	53	86	10.00

Non-Scoring Receivers		Rk	No	Name	Exc	Faults	Cont	Total	Eff %
		1	12	ABD ELYAZID Mohamed	14	-	1	15	93.33
			8	ABD ELLATIF Abd Elnabi	12	1	-	13	
			5	EL BAHAEY Taher	11	1	-	12	
			1	ELSHAWIKH Hesham	4	1	1	6	
			9	HUSSEIN Mohamed	5	-	1	6	
			10	HASSAN Adel	-	1	1	2	
			3	HASSAN Yasser	2	-	-	2	
			4	ABD ALLA Ashraf	-	-	-	-	
			2	AWED Tamer	-	-	-	-	
			11	ELHELBAWI Rezek	-	-	-	-	
			7	HASSANEIN Salah	-	-	-	-	
Total Team					48	4	4	56	78.57

Limit

25.00%


Legend:


Rk Rank      Exc Excellent      Cont Continues      Eff % Efficiency %      Avg Average per set


PRNVS000000AA.00084A 00102217:29V020

## BIH · Bosnia & Herzegovina

After 3 Matches

Scoring Attackers	No	Name	MP	SP	Succ	Faults	Cont	Total	Succ %
	1	GODINJAK Ismet	3	10	25	9	26	60	41.67
	2	MANKO Adnan	3	10	15	4	32	51	29.41
	3	NUHANOVIC Sevko	3	10	5	3	4	12	41.67
	4	IBRAKOVIC Edin	3	10	6	8	18	32	18.75
	5	MEDIC Asim	3	10	11	9	32	52	21.15
	6	CAUSEVIC Fikret	3	10	7	2	5	14	50.00
	7	MAHMIC Zikret	3	10	25	15	24	64	39.06
	8	HAMZIC Dzevad	3	10	6	7	8	21	28.57
	9	SALKIC Nedzad	3	10	1	-	1	2	50.00
	10	CISIJA Abid	3	10	-	-	-	-	0.00
	11	DELALIC Sabahudin	3	10	11	5	15	31	35.48
	12	ALIC Nevzet	3	10	2	3	5	10	20.00
Team Totals			3	10	114	65	170	349	32.66

Scoring Blockers	No	Name	MP	SP	Succ	Faults	Cont	Total	Avg
	1	GODINJAK Ismet	3	10	2	6	8	16	0.20
	2	MANKO Adnan	3	10	8	12	19	39	0.80
	3	NUHANOVIC Sevko	3	10	1	2	1	4	0.10
	4	IBRAKOVIC Edin	3	10	2	4	4	10	0.20
	5	MEDIC Asim	3	10	7	14	7	28	0.70
	6	CAUSEVIC Fikret	3	10	-	1	1	2	0.00
	7	MAHMIC Zikret	3	10	3	5	9	17	0.30
	8	HAMZIC Dzevad	3	10	-	-	8	8	0.00
	9	SALKIC Nedzad	3	10	-	-	-	-	0.00
	10	CISIJA Abid	3	10	-	-	1	1	0.00
	11	DELALIC Sabahudin	3	10	1	13	17	31	0.10
	12	ALIC Nevzet	3	10	-	-	-	-	0.00
Team Totals			3	10	24	57	75	156	2.40

Scoring Servers	No	Name	MP	SP	Succ	Faults	Cont	Total	Avg
	1	GODINJAK Ismet	3	10	1	-	16	17	0.10
	2	MANKO Adnan	3	10	2	2	22	26	0.20
	3	NUHANOVIC Sevko	3	10	2	1	14	17	0.20
	4	IBRAKOVIC Edin	3	10	1	-	21	22	0.10
	5	MEDIC Asim	3	10	3	2	26	31	0.30
	6	CAUSEVIC Fikret	3	10	2	1	7	10	0.20
	7	MAHMIC Zikret	3	10	6	5	21	32	0.60
	8	HAMZIC Dzevad	3	10	1	1	10	12	0.10
	9	SALKIC Nedzad	3	10	-	-	-	-	0.00
	10	CISIJA Abid	3	10	-	-	-	-	0.00
	11	DELALIC Sabahudin	3	10	5	1	54	60	0.50
	12	ALIC Nevzet	3	10	-	-	3	3	0.00
Team Totals			3	10	23	13	194	230	2.30

Team	Opponent Errors & Team Faults	73	17
------	-------------------------------	----	----

Legend:

Succ	Successes	Cont	Continues	Succ %	Success %	Avg	Average per set	MP	Matches Played
SP	Team Sets Played								

## BIH · Bosnia & Herzegovina

After 3 Matches

Non-Scoring Diggers	No	Name	MP	SP	Exc	Faults	Cont	Total	Avg
	1	GODINJAK Ismet	3	10	15	3	7	25	1.50
	2	MANKO Adnan	3	10	25	5	7	37	2.50
	3	NUHANOVIC Sevko	3	10	-	1	-	1	0.00
	4	IBRAKOVIC Edin	3	10	1	1	-	2	0.10
	5	MEDIC Asim	3	10	23	3	10	36	2.30
	6	CAUSEVIC Fikret	3	10	4	1	1	6	0.40
	7	MAHMIC Zikret	3	10	12	4	5	21	1.20
	8	HAMZIC Dzevad	3	10	5	1	3	9	0.50
	9	SALKIC Nedzad	3	10	29	3	5	37	2.90
	10	CISIJA Abid	3	10	-	-	-	-	0.00
	11	DELALIC Sabahudin	3	10	17	3	3	23	1.70
	12	ALIC Nevzet	3	10	5	-	-	5	0.50
	Team Totals		3	10	136	25	42	203	13.60

Non-Scoring Setters	No	Name	MP	SP	Exc	Faults	Cont	Total	Avg
	1	GODINJAK Ismet	3	10	4	-	8	12	0.40
	2	MANKO Adnan	3	10	28	2	55	85	2.80
	3	NUHANOVIC Sevko	3	10	-	-	-	-	0.00
	4	IBRAKOVIC Edin	3	10	1	-	3	4	0.10
	5	MEDIC Asim	3	10	6	-	12	18	0.60
	6	CAUSEVIC Fikret	3	10	-	-	1	1	0.00
	7	MAHMIC Zikret	3	10	-	-	9	9	0.00
	8	HAMZIC Dzevad	3	10	-	-	2	2	0.00
	9	SALKIC Nedzad	3	10	-	-	7	7	0.00
	10	CISIJA Abid	3	10	3	-	1	4	0.30
	11	DELALIC Sabahudin	3	10	42	-	85	127	4.20
	12	ALIC Nevzet	3	10	2	-	1	3	0.20
	Team Totals		3	10	86	2	184	272	8.60

Non-Scoring Receivers	No	Name	MP	SP	Exc	Faults	Cont	Total	Eff %
	1	GODINJAK Ismet	3	10	15	-	1	16	93.75
	2	MANKO Adnan	3	10	22	2	6	30	66.67
	3	NUHANOVIC Sevko	3	10	-	-	-	-	0.00
	4	IBRAKOVIC Edin	3	10	-	-	-	-	0.00
	5	MEDIC Asim	3	10	14	1	2	17	76.47
	6	CAUSEVIC Fikret	3	10	6	1	1	8	62.50
	7	MAHMIC Zikret	3	10	20	-	2	22	90.91
	8	HAMZIC Dzevad	3	10	4	-	-	4	100.0
	9	SALKIC Nedzad	3	10	28	1	4	33	81.82
	10	CISIJA Abid	3	10	-	-	-	-	0.00
	11	DELALIC Sabahudin	3	10	26	-	8	34	76.47
	12	ALIC Nevzet	3	10	1	-	-	1	100.0
	Team Totals		3	10	136	5	24	165	79.39


Legend:


Exc	Excellent	Cont	Continues	Exc %	Efficiency %	Avg	Average per set	MP	Matches Played
SP	Team Sets Played								


PRNVS000000AB.00084A 00102217:30V020

## EGY - Egypt

After 3 Matches

Scoring Attackers	No	Name	MP	SP	Succ	Faults	Cont	Total	Succ %
	1	ELSHAWIKH Hesham	3	9	21	3	19	43	48.84
	2	AWED Tamer	3	9	-	1	1	2	0.00
	3	HASSAN Yasser	3	9	16	4	18	38	42.11
	4	ABD ALLA Ashraf	3	9	6	5	10	21	28.57
	5	EL BAHAHEY Taher	3	9	6	2	13	21	28.57
	7	HASSANEIN Salah	3	9	-	2	-	2	0.00
	8	ABD ELLATIF Abd Elnabi	3	9	-	-	1	1	0.00
	9	HUSSEIN Mohamed	3	9	18	6	37	61	29.51
	10	HASSAN Adel	3	9	11	9	17	37	29.73
	11	ELHELBAWI Rezek	3	9	1	-	-	1	100.0
	12	ABD ELYAZID Mohamed	3	9	14	6	19	39	35.90
	Team Totals			3	9	93	38	135	266

Scoring Blockers	No	Name	MP	SP	Succ	Faults	Cont	Total	Avg
	1	ELSHAWIKH Hesham	3	9	5	8	17	30	0.56
	2	AWED Tamer	3	9	-	-	-	-	0.00
	3	HASSAN Yasser	3	9	1	13	11	25	0.11
	4	ABD ALLA Ashraf	3	9	1	-	5	6	0.11
	5	EL BAHAHEY Taher	3	9	1	2	4	7	0.11
	7	HASSANEIN Salah	3	9	-	-	-	-	0.00
	8	ABD ELLATIF Abd Elnabi	3	9	-	-	-	-	0.00
	9	HUSSEIN Mohamed	3	9	2	3	5	10	0.22
	10	HASSAN Adel	3	9	6	4	7	17	0.67
	11	ELHELBAWI Rezek	3	9	-	-	-	-	0.00
	12	ABD ELYAZID Mohamed	3	9	6	7	12	25	0.67
	Team Totals			3	9	22	37	61	120

Scoring Servers	No	Name	MP	SP	Succ	Faults	Cont	Total	Avg
	1	ELSHAWIKH Hesham	3	9	5	3	43	51	0.56
	2	AWED Tamer	3	9	-	-	2	2	0.00
	3	HASSAN Yasser	3	9	4	2	33	39	0.44
	4	ABD ALLA Ashraf	3	9	-	1	6	7	0.00
	5	EL BAHAHEY Taher	3	9	1	-	29	30	0.11
	7	HASSANEIN Salah	3	9	-	-	1	1	0.00
	8	ABD ELLATIF Abd Elnabi	3	9	-	-	-	-	0.00
	9	HUSSEIN Mohamed	3	9	-	-	26	26	0.00
	10	HASSAN Adel	3	9	1	-	28	29	0.11
	11	ELHELBAWI Rezek	3	9	-	-	-	-	0.00
	12	ABD ELYAZID Mohamed	3	9	4	1	30	35	0.44
	Team Totals			3	9	15	7	198	220


Team	Opponent Errors & Team Faults	95	21
------	-------------------------------	----	----


Legend:


Succ	Successes	Cont	Continues	Succ %	Success %	Avg	Average per set	MP	Matches Played
SP	Team Sets Played								

## EGY - Egypt

After 3 Matches

Non-Scoring Diggers		No	Name	MP	SP	Exc	Faults	Cont	Total	Avg
		1	ELSHAWIKH Hesham	3	9	14	2	8	24	1.56
		2	AWED Tamer	3	9	3	-	1	4	0.33
		3	HASSAN Yasser	3	9	21	3	15	39	2.33
		4	ABD ALLA Ashraf	3	9	2	-	-	2	0.22
		5	EL BAHAHEY Taher	3	9	11	1	19	31	1.22
		7	HASSANEIN Salah	3	9	-	-	-	-	0.00
		8	ABD ELLATIF Abd Elnabi	3	9	9	2	9	20	1.00
		9	HUSSEIN Mohamed	3	9	11	3	8	22	1.22
		10	HASSAN Adel	3	9	9	3	9	21	1.00
		11	ELHELBAWI Rezek	3	9	-	-	-	-	0.00
		12	ABD ELYAZID Mohamed	3	9	27	5	7	39	3.00
	Team Totals				3	9	107	19	76	202

Non-Scoring Setters		No	Name	MP	SP	Exc	Faults	Cont	Total	Avg
		1	ELSHAWIKH Hesham	3	9	2	-	10	12	0.22
		2	AWED Tamer	3	9	-	-	2	2	0.00
		3	HASSAN Yasser	3	9	28	-	55	83	3.11
		4	ABD ALLA Ashraf	3	9	3	-	4	7	0.33
		5	EL BAHAHEY Taher	3	9	25	5	39	69	2.78
		7	HASSANEIN Salah	3	9	-	-	1	1	0.00
		8	ABD ELLATIF Abd Elnabi	3	9	3	2	3	8	0.33
		9	HUSSEIN Mohamed	3	9	10	-	17	27	1.11
		10	HASSAN Adel	3	9	1	1	2	4	0.11
		11	ELHELBAWI Rezek	3	9	-	-	-	-	0.00
		12	ABD ELYAZID Mohamed	3	9	-	-	4	4	0.00
	Team Totals				3	9	72	8	137	217

Non-Scoring Receivers		No	Name	MP	SP	Exc	Faults	Cont	Total	Eff %
		1	ELSHAWIKH Hesham	3	9	11	1	5	17	58.82
		2	AWED Tamer	3	9	2	-	-	2	100.0
		3	HASSAN Yasser	3	9	2	-	1	3	66.67
		4	ABD ALLA Ashraf	3	9	1	-	-	1	100.0
		5	EL BAHAHEY Taher	3	9	16	1	-	17	88.24
		7	HASSANEIN Salah	3	9	-	-	-	-	0.00
		8	ABD ELLATIF Abd Elnabi	3	9	20	1	1	22	86.36
		9	HUSSEIN Mohamed	3	9	11	-	3	14	78.57
		10	HASSAN Adel	3	9	4	1	1	6	50.00
		11	ELHELBAWI Rezek	3	9	1	-	2	3	33.33
		12	ABD ELYAZID Mohamed	3	9	26	-	2	28	92.86
	Team Totals				3	9	94	4	15	113

Legend:

Exc	Excellent	Cont	Continues	Eff %	Efficiency %	Avg	Average per set	MP	Matches Played
SP	Team Sets Played								



PRNVS000000AC.00073 00102218:32V01P

SUN 22 OCT 2000

P2

PAVILION 3

Match No: 17  
Start Time: 17:30

HUN vs NED  
0 2

Spectators:

Team	Sets	1	2	3	4	5	Total
HUN	0	21	22	0			43
NED	2	25	25	0			50
	Minutes	21	23				44

Referees: KHOEINI Hossein (IRI) & HELAC Senad (BIH)

HUN ▪ Hungary							NED ▪ Netherlands								
No	Name	1	2	3	4	5	Pts	No	Name	1	2	3	4	5	Pts
1	LOCSEI Sandor		□				1	1	TOP Pieter	■	■				6
2	SZIGEDI Laszlo							3	AALDERS Henk	■	■				2
3	SZABO Laszlo							4	OONK Alfred	■	■				7
4	GAL Janos							5	L VENDERBOSCH Andre	L	L				
5	PERES Janos							6	OOMEN Harry	□	□				
6	KEKECS Miklos	■	■				2	7	DURGE Ron	■	■				6
7	DOMOKOS Andras	■	■				1	8	TIMMERMAN Edwin	■	■				8
8	STIRCZER Jozsef	■	■				8	9	TIBBEN Stefan	□	□				1
9	L KOVACS Laszlo	L	L					10	LJJSSEN Martin						
10	SZECSENYI Lajos	■	■				1	11	van der BROEK Edwin						
14	MANYAK Attila	■	■				13	12	VERSTAPPEN Johan	■	■				4
15	MAKAROVSKI Sandor	■	■				5	14	REEKERS Johan						
<b>Head Coach:</b> BALOGH Istvan							<b>Head Coach:</b> JANSEN Kees								
<b>Assistant:</b>							<b>Assistant:</b> BANFI Jozef								

## TEAM AND PLAYER PERFORMANCES

Won	Total Atts	No	Name	Scoring Skills	Won	Total Atts	No	Name
23	71	Total Team		Attack	25	69	Total Team	
12	32	14	MANYAK Attila		7	14	8	TIMMERMAN Edwin
5	12	8	STIRCZER Jozsef		5	12	1	TOP Pieter
2	5	6	KEKECS Miklos		4	10	4	OONK Alfred
6	37	Total Team		Block	6	36	Total Team	
3	12	15	MAKAROVSKI Sandor		3	10	4	OONK Alfred
2	7	8	STIRCZER Jozsef		1	11	1	TOP Pieter
1	7	10	SZECSENYI Lajos	Serve	1	4	8	TIMMERMAN Edwin
2	44	Total Team			3	49	Total Team	
1	9	8	STIRCZER Jozsef		2	10	7	DURGE Ron
1	10	14	MANYAK Attila	Opp Error	1	12	12	VERSTAPPEN Johan
12		Total Team			16		Total Team	
43	152	Total Team		Total	50	154	Total Team	
13	13	14	MANYAK Attila	Best Scorer	8	8	8	TIMMERMAN Edwin

### Legend:

■ Starting line-up      □ Substitute      nn Team Captain      L Substitute libero  
 Pts Points scored      L Libero Player      Opp Opponent      Atts Attempts

PRNVS000000AD.00083 00102218:32V01P

Match No 17  
Start Time: 17:30

HUN vs NED  
0 2

Spectators:

Team	Sets	1	2	3	4	5	Total
HUN	0	21	22	0			43
NED	2	25	25	0			50
	Minutes	21	23				44

## HUN · Hungary

Scoring Attackers		Rk	No	Name	Succ	Faults	Cont	Total	Succ %	
		1	8	STIRCZER Jozsef	5	1	6	12	41.67	
		2	14	MANYAK Attila	12	6	14	32	37.50	
		3	15	MAKAROVSZKI Sandor	2	1	10	13	15.38	
			7	DOMOKOS Andras	1	1	3	5		
			6	KEKECS Miklos	2	1	2	5		
			1	LOCSEI Sandor	1	-	1	2		
			10	SZECSENYI Lajos	-	-	2	2		
			4	GAL Janos	-	-	-	-		
			9	KOVACS Laszlo	-	-	-	-		
			5	PERES Janos	-	-	-	-		
			3	SZABO Laszlo	-	-	-	-		
			2	SZIGEDI Laszlo	-	-	-	-		
	Limit 15.00%		Total Team			23	10	38	71	32.39

Scoring Blockers		Rk	No	Name	Succ	Faults	Cont	Total	Avg	
		1	15	MAKAROVSZKI Sandor	3	4	5	12	1.50	
		2	8	STIRCZER Jozsef	2	2	3	7	1.00	
		3	10	SZECSENYI Lajos	1	4	2	7	0.50	
		4	6	KEKECS Miklos	-	-	4	4	0.00	
			1	LOCSEI Sandor	-	1	2	3	0.00	
			7	DOMOKOS Andras	-	1	1	2	0.00	
			14	MANYAK Attila	-	-	2	2	0.00	
			4	GAL Janos	-	-	-	-		
			9	KOVACS Laszlo	-	-	-	-		
			5	PERES Janos	-	-	-	-		
			3	SZABO Laszlo	-	-	-	-		
			2	SZIGEDI Laszlo	-	-	-	-		
			Total Team			6	12	19	37	3.00

Scoring Servers		Rk	No	Name	Succ	Faults	Cont	Total	Avg	
		1	14	MANYAK Attila	1	2	7	10	0.50	
			8	STIRCZER Jozsef	1	1	7	9	0.50	
		3	6	KEKECS Miklos	-	-	8	8	0.00	
			15	MAKAROVSZKI Sandor	-	-	8	8	0.00	
			7	DOMOKOS Andras	-	1	4	5	0.00	
			1	LOCSEI Sandor	-	1	1	2	0.00	
			10	SZECSENYI Lajos	-	1	1	2	0.00	
			4	GAL Janos	-	-	-	-		
			9	KOVACS Laszlo	-	-	-	-		
			5	PERES Janos	-	-	-	-		
			3	SZABO Laszlo	-	-	-	-		
			2	SZIGEDI Laszlo	-	-	-	-		
			Total Team			2	6	36	44	1.00

Team	Opponent Errors & Team Faults	12	10

Legend:									
Rk	Rank	Succ	Successes	Cont	Continues	Succ %	Success %	Avg	Average per set

Match No 17  
Start Time: 17:30

HUN vs NED  
0 2

Spectators:

Team	Sets	1	2	3	4	5	Total
HUN	0	21	22	0			43
NED	2	25	25	0			50
	Minutes	21	23				44

## HUN · Hungary

Non-Scoring Diggers		Rk	No	Name	Exc	Faults	Cont	Total	Avg
		1	8	STIRCZER Jozsef	2	1	9	12	1.00
		2	6	KEKECS Miklos	1	-	13	14	0.50
			15	MAKAROVSZKI Sandor	1	3	4	8	0.50
		4	9	KOVACS Laszlo	-	2	13	15	0.00
			14	MANYAK Attila	-	3	2	5	0.00
			1	LOCSEI Sandor	-	1	1	2	0.00
			10	SZECSENYI Lajos	-	-	1	1	0.00
			7	DOMOKOS Andras	-	-	-	-	-
			4	GAL Janos	-	-	-	-	-
			5	PERES Janos	-	-	-	-	-
			3	SZABO Laszlo	-	-	-	-	-
			2	SZIGEDI Laszlo	-	-	-	-	-
	Total Team					4	10	43	57

Non-Scoring Setters		Rk	No	Name	Exc	Faults	Cont	Total	Avg
		1	7	DOMOKOS Andras	8	-	7	15	4.00
		2	1	LOCSEI Sandor	6	-	5	11	3.00
		3	10	SZECSENYI Lajos	2	-	12	14	1.00
			14	MANYAK Attila	2	-	4	6	1.00
		5	6	KEKECS Miklos	1	-	3	4	0.50
			8	STIRCZER Jozsef	1	-	3	4	0.50
			15	MAKAROVSZKI Sandor	1	-	2	3	0.50
		8	9	KOVACS Laszlo	-	-	1	1	0.00
			4	GAL Janos	-	-	-	-	-
			5	PERES Janos	-	-	-	-	-
			3	SZABO Laszlo	-	-	-	-	-
			2	SZIGEDI Laszlo	-	-	-	-	-
	Total Team					21	-	37	58

Non-Scoring Receivers		Rk	No	Name	Exc	Faults	Cont	Total	Eff %
		1	6	KEKECS Miklos	9	-	2	11	81.82
		2	9	KOVACS Laszlo	13	2	-	15	73.33
			15	MAKAROVSZKI Sandor	6	-	2	8	-
			8	STIRCZER Jozsef	6	-	-	6	-
			7	DOMOKOS Andras	-	-	-	-	-
			4	GAL Janos	-	-	-	-	-
			1	LOCSEI Sandor	-	-	-	-	-
			14	MANYAK Attila	-	-	-	-	-
			5	PERES Janos	-	-	-	-	-
			3	SZABO Laszlo	-	-	-	-	-
			10	SZECSENYI Lajos	-	-	-	-	-
			2	SZIGEDI Laszlo	-	-	-	-	-
	Total Team					34	2	4	40

Limit

25.00%

Legend:									
Rk	Rank	Exc	Excellent	Cont	Continues	Eff %	Efficiency %	Avg	Average per set


Match No 17  
Start Time: 17:30


HUN vs NED  
0 2


Spectators:

Team	Sets	1	2	3	4	5	Total
HUN	0	21	22	0			43
NED	2	25	25	0			50
	Minutes	21	23				44

## NED - Netherlands

Scoring Attackers		Rk	No	Name	Succ	Faults	Cont	Total	Succ %
	1	8	TIMMERMAN Edwin	7	1	6	14	50.00	
	2	1	TOP Pieter	5	1	6	12	41.67	
		12	VERSTAPPEN Johan	2	5	7	14		
		7	DURGE Ron	4	1	5	10		
		4	OONK Alfred	4	3	3	10		
		3	AALDERS Henk	2	2	4	8		
		9	TIBBEN Stefan	1	-	-	1		
		10	LIJSSEN Martin	-	-	-	-		
		6	OOMEN Harry	-	-	-	-		
		14	REEKERS Johan	-	-	-	-		
		5	VENDERBOSCH Andre	-	-	-	-		
Limit 15.00%		11	van der BROEK Edwin	-	-	-	-		
Total Team				25	13	31	69	36.23	

Scoring Blockers		Rk	No	Name	Succ	Faults	Cont	Total	Avg
	1	4	OONK Alfred	3	3	4	10	1.50	
	2	1	TOP Pieter	1	6	4	11	0.50	
		12	VERSTAPPEN Johan	1	2	3	6	0.50	
		8	TIMMERMAN Edwin	1	1	2	4	0.50	
	5	3	AALDERS Henk	-	1	3	4	0.00	
		7	DURGE Ron	-	-	1	1	0.00	
		10	LIJSSEN Martin	-	-	-	-		
		6	OOMEN Harry	-	-	-	-		
		14	REEKERS Johan	-	-	-	-		
		9	TIBBEN Stefan	-	-	-	-		
		5	VENDERBOSCH Andre	-	-	-	-		
	11	van der BROEK Edwin	-	-	-	-			
Total Team				6	13	17	36	3.00	

Scoring Servers		Rk	No	Name	Succ	Faults	Cont	Total	Avg
	1	7	DURGE Ron	2	2	6	10	1.00	
	2	12	VERSTAPPEN Johan	1	-	11	12	0.50	
	3	3	AALDERS Henk	-	1	7	8	0.00	
		8	TIMMERMAN Edwin	-	-	7	7	0.00	
		4	OONK Alfred	-	-	5	5	0.00	
		6	OOMEN Harry	-	-	4	4	0.00	
		1	TOP Pieter	-	-	3	3	0.00	
		10	LIJSSEN Martin	-	-	-	-		
		14	REEKERS Johan	-	-	-	-		
		9	TIBBEN Stefan	-	-	-	-		
		5	VENDERBOSCH Andre	-	-	-	-		
	11	van der BROEK Edwin	-	-	-	-			
Total Team				3	3	43	49	1.50	

Team	Opponent Errors & Team Faults	16	7
------	-------------------------------	----	---

Legend:									
Rk	Rank	Succ	Successes	Cont	Continues	Succ %	Success %	Avg	Average per set


Match No 17  
Start Time: 17:30


HUN vs NED  
0 2


Spectators:

Team	Sets	1	2	3	4	5	Total
HUN	0	21	22	0			43
NED	2	25	25	0			50
	Minutes	21	23				44

## NED - Netherlands

Non-Scoring Diggers		Rk	No	Name	Exc	Faults	Cont	Total	Avg
		1	3	AALDERS Henk	5	-	4	9	2.50
		2	12	VERSTAPPEN Johan	3	2	7	12	1.50
			7	DURGE Ron	3	1	6	10	1.50
		4	1	TOP Pieter	2	1	6	9	1.00
			8	TIMMERMAN Edwin	2	1	3	6	1.00
		6	6	OOMEN Harry	1	-	2	3	0.50
			7	OONK Alfred	-	1	4	5	0.00
			5	VENDERBOSCH Andre	-	1	4	5	0.00
			10	LIJSSEN Martin	-	-	-	-	-
			14	REEKERS Johan	-	-	-	-	-
			9	TIBBEN Stefan	-	-	-	-	-
		11	van der BROEK Edwin	-	-	-	-	-	
Total Team					16	7	36	59	8.00

Non-Scoring Setters		Rk	No	Name	Exc	Faults	Cont	Total	Avg
		1	4	OONK Alfred	12	-	24	36	6.00
		2	7	DURGE Ron	2	-	8	10	1.00
		3	3	AALDERS Henk	1	-	2	3	0.50
			1	TOP Pieter	1	-	2	3	0.50
		5	6	OOMEN Harry	-	-	3	3	0.00
			8	TIMMERMAN Edwin	-	-	1	1	0.00
			5	VENDERBOSCH Andre	-	-	1	1	0.00
			10	LIJSSEN Martin	-	-	-	-	-
			14	REEKERS Johan	-	-	-	-	-
			9	TIBBEN Stefan	-	-	-	-	-
			12	VERSTAPPEN Johan	-	-	-	-	-
		11	van der BROEK Edwin	-	-	-	-	-	
Total Team					16	-	41	57	8.00

Non-Scoring Receivers		Rk	No	Name	Exc	Faults	Cont	Total	Eff %
		1	5	VENDERBOSCH Andre	11	-	2	13	84.62
			12	VERSTAPPEN Johan	6	-	1	7	
			1	TOP Pieter	5	-	-	5	
			7	DURGE Ron	4	-	-	4	
			3	AALDERS Henk	3	-	-	3	
			10	LIJSSEN Martin	-	-	-	-	
			6	OOMEN Harry	-	-	-	-	
			4	OONK Alfred	-	-	-	-	
			14	REEKERS Johan	-	-	-	-	
			9	TIBBEN Stefan	-	-	-	-	
			8	TIMMERMAN Edwin	-	-	-	-	
		11	van der BROEK Edwin	-	-	-	-		
Total Team					29	-	3	32	90.63

Limit

25.00%

Legend:

Rk Rank Exc Excellent Cont Continues Eff % Efficiency % Avg Average per set

PRNVS000000AE.00073 00102218:57V010



Match No: 17  
Start Time: 17:30

HUN vs NED  
0 3

Spectators: 1025

Team	Sets	1	2	3	Total
HUN	0	21	22	23	66
NED	3	25	25	25	75
	Minutes	21	23	22	66

Referees: KHOEINI Hossein (IRI) & HELAC Senad (BIH)

HUN ▪ Hungary							NED ▪ Netherlands								
No	Name	1	2	3	4	5	Pts	No	Name	1	2	3	4	5	Pts
1	LOCSEI Sandor						1	1	TOP Pieter	■	■	■			7
2	SZIGEDI Laszlo							3	AALDERS Henk	■	■	■			5
3	SZABO Laszlo							4	OONK Alfred	■	■	■			10
4	GAL Janos							5	L VENDERBOSCH Andre	L	L	L			
5	PERES Janos							6	OOMEN Harry						
6	KEKECS Miklos	■	■	■			2	7	DURGE Ron	■	■	■			11
7	DOMOKOS Andras	■	■	■			1	8	TIMMERMAN Edwin	■	■	■			11
8	STIRCZER Jozsef	■	■	■			11	9	TIBBEN Stefan						1
9	L KOVACS Laszlo	L	L	L				10	LJJSSEN Martin						
10	SZECSENYI Lajos	■	■	■			4	11	van der BROEK Edwin						
14	MANYAK Attila	■	■	■			24	12	VERSTAPPEN Johan	■	■	■			7
15	MAKAROVSKI Sandor	■	■	■			5	14	REEKERS Johan						
Head Coach: BALOGH Istvan							Head Coach: JANSEN Kees								
Assistant:							Assistant: BANFI Jozef								

## TEAM AND PLAYER PERFORMANCES

Won	Total Atts	No	Name	Scoring Skills	Won	Total Atts	No	Name
37	109	Total Team		Attack	38	108	Total Team	
23	54	14	MANYAK Attila		10	20	8	TIMMERMAN Edwin
6	16	8	STIRCZER Jozsef		7	18	7	DURGE Ron
2	8	6	KEKECS Miklos		6	19	1	TOP Pieter
8	62	Total Team		Block	10	56	Total Team	
3	10	8	STIRCZER Jozsef		5	16	4	OONK Alfred
3	19	15	MAKAROVSKI Sandor		2	10	12	VERSTAPPEN Johan
2	13	10	SZECSENYI Lajos		1	15	1	TOP Pieter
3	68	Total Team		Serve	4	73	Total Team	
2	18	8	STIRCZER Jozsef		3	14	7	DURGE Ron
1	12	14	MANYAK Attila		1	17	12	VERSTAPPEN Johan
18		Total Team			23		Total Team	
66	239	Total Team		Total	75	237	Total Team	
24	24	14	MANYAK Attila	Best Scorer	11	11	7	DURGE Ron

### Legend:

■ Starting line-up      □ Substitute      nn Team Captain      L Substitute libero  
 Pts Points scored      L Libero Player      Opp Opponent      Atts Attempts

PRNVS000000AF.00083 00102219:02V010

Match No 17  
Start Time: 17:30

HUN vs NED  
0 3

Spectators: 1025

Team	Sets	1	2	3	Total
HUN	0	21	22	23	66
NED	3	25	25	25	75
	Minutes	21	23	22	66

## HUN · Hungary

Scoring Attackers		Rk	No	Name	Succ	Faults	Cont	Total	Succ %	
		1	14	MANYAK Attila	23	9	22	54	42.59	
			15	MAKAROVSZKI Sandor	2	1	13	16		
			8	STIRCZER Jozsef	6	3	7	16		
			6	KEKECS Miklos	2	2	4	8		
			7	DOMOKOS Andras	1	2	4	7		
			10	SZECSENYI Lajos	2	1	3	6		
			1	LOCSEI Sandor	1	-	1	2		
			4	GAL Janos	-	-	-	-		
			9	KOVACS Laszlo	-	-	-	-		
			5	PERES Janos	-	-	-	-		
			3	SZABO Laszlo	-	-	-	-		
			2	SZIGEDI Laszlo	-	-	-	-		
	Limit 15.00%		Total Team			37	18	54	109	33.94

Scoring Blockers		Rk	No	Name	Succ	Faults	Cont	Total	Avg	
		1	15	MAKAROVSZKI Sandor	3	7	9	19	1.00	
			8	STIRCZER Jozsef	3	2	5	10	1.00	
			3	10	SZECSENYI Lajos	2	6	5	13	0.67
			4	6	KEKECS Miklos	-	-	9	9	0.00
				7	DOMOKOS Andras	-	2	3	5	0.00
				1	LOCSEI Sandor	-	1	2	3	0.00
			14	MANYAK Attila	-	-	3	3	0.00	
			4	GAL Janos	-	-	-	-		
			9	KOVACS Laszlo	-	-	-	-		
			5	PERES Janos	-	-	-	-		
			3	SZABO Laszlo	-	-	-	-		
			2	SZIGEDI Laszlo	-	-	-	-		
			Total Team			8	18	36	62	2.67

Scoring Servers		Rk	No	Name	Succ	Faults	Cont	Total	Avg	
		1	8	STIRCZER Jozsef	2	1	15	18	0.67	
		2	14	MANYAK Attila	1	3	8	12	0.33	
		3	6	KEKECS Miklos	-	-	11	11	0.00	
			15	MAKAROVSZKI Sandor	-	-	11	11	0.00	
			7	DOMOKOS Andras	-	1	9	10	0.00	
			10	SZECSENYI Lajos	-	1	3	4	0.00	
			1	LOCSEI Sandor	-	1	1	2	0.00	
			4	GAL Janos	-	-	-	-		
			9	KOVACS Laszlo	-	-	-	-		
			5	PERES Janos	-	-	-	-		
			3	SZABO Laszlo	-	-	-	-		
			2	SZIGEDI Laszlo	-	-	-	-		
			Total Team			3	7	58	68	1.00

Team	Opponent Errors & Team Faults	18	13
------	-------------------------------	----	----

Legend:									
Rk	Rank	Succ	Successes	Cont	Continues	Succ %	Success %	Avg	Average per set

Match No 17  
Start Time: 17:30


HUN vs NED  
0 3

Spectators: 1025

Team	Sets	1	2	3	Total
HUN	0	21	22	23	66
NED	3	25	25	25	75
	Minutes	21	23	22	66

## HUN · Hungary

Non-Scoring Diggers		Rk	No	Name	Exc	Faults	Cont	Total	Avg
	1	6	KEKECS Miklos	2	4	16	22	0.67	
		8	STIRCZER Jozsef	2	2	12	16	0.67	
	3	15	MAKAROVSZKI Sandor	1	3	7	11	0.33	
	4	9	KOVACS Laszlo	-	2	21	23	0.00	
	14	MANYAK Attila	-	3	3	6	0.00		
	10	SZECSENYI Lajos	-	1	2	3	0.00		
	1	LOCSEI Sandor	-	1	1	2	0.00		
	7	DOMOKOS Andras	-	-	-	-	-		
	4	GAL Janos	-	-	-	-	-		
	5	PERES Janos	-	-	-	-	-		
	3	SZABO Laszlo	-	-	-	-	-		
	2	SZIGEDI Laszlo	-	-	-	-	-		
Total Team				5	16	62	83	1.67	

Non-Scoring Setters		Rk	No	Name	Exc	Faults	Cont	Total	Avg
	1	7	DOMOKOS Andras	15	-	11	26	5.00	
	2	1	LOCSEI Sandor	6	-	5	11	2.00	
	3	10	SZECSENYI Lajos	4	-	22	26	1.33	
	4	14	MANYAK Attila	3	-	6	9	1.00	
	5	6	KEKECS Miklos	1	-	5	6	0.33	
	8	STIRCZER Jozsef	1	-	4	5	0.33		
	15	MAKAROVSZKI Sandor	1	-	3	4	0.33		
	8	9	KOVACS Laszlo	-	2	2	0.00		
	4	GAL Janos	-	-	-	-	-		
	5	PERES Janos	-	-	-	-	-		
	3	SZABO Laszlo	-	-	-	-	-		
	2	SZIGEDI Laszlo	-	-	-	-	-		
Total Team				31	-	58	89	10.33	

Non-Scoring Receivers		Rk	No	Name	Exc	Faults	Cont	Total	Eff %
	1	9	KOVACS Laszlo	20	2	1	23	78.26	
	2	6	KEKECS Miklos	12	1	4	17	64.71	
	15	MAKAROVSZKI Sandor	11	-	3	14	-		
	8	STIRCZER Jozsef	8	-	1	9	-		
	7	DOMOKOS Andras	-	-	-	-	-		
	4	GAL Janos	-	-	-	-	-		
	1	LOCSEI Sandor	-	-	-	-	-		
	14	MANYAK Attila	-	-	-	-	-		
	5	PERES Janos	-	-	-	-	-		
	3	SZABO Laszlo	-	-	-	-	-		
	10	SZECSENYI Lajos	-	-	-	-	-		
	2	SZIGEDI Laszlo	-	-	-	-	-		
Total Team				51	3	9	63	76.19	

Limit

25.00%

Legend:

Rk Rank      Exc Excellent      Cont Continues      Eff % Efficiency %      Avg Average per set


Match No 17  
Start Time: 17:30


HUN vs NED  
0 3


Spectators: 1025

Team	Sets	1	2	3	Total
HUN	0	21	22	23	66
NED	3	25	25	25	75
	Minutes	21	23	22	66

## NED - Netherlands

Scoring Attackers		Rk	No	Name	Succ	Faults	Cont	Total	Succ %
		1	8	TIMMERMAN Edwin	10	1	9	20	50.00
		2	7	DURGE Ron	7	3	8	18	38.89
		3	1	TOP Pieter	6	2	11	19	31.58
		4	12	VERSTAPPEN Johan	4	6	11	21	19.05
		3		AALDERS Henk	5	3	7	15	
		4		OONK Alfred	5	4	5	14	
		9		TIBBEN Stefan	1	-	-	1	
		10		LIJSSEN Martin	-	-	-	-	
		6		OOMEN Harry	-	-	-	-	
		14		REEKERS Johan	-	-	-	-	
		5		VENDERBOSCH Andre	-	-	-	-	
Limit 15.00%		11	van der BROEK Edwin	-	-	-	-		
		Total Team			38	19	51	108	35.19

Scoring Blockers		Rk	No	Name	Succ	Faults	Cont	Total	Avg
		1	4	OONK Alfred	5	6	5	16	1.67
		2	12	VERSTAPPEN Johan	2	4	4	10	0.67
		3	1	TOP Pieter	1	7	7	15	0.33
		7		DURGE Ron	1	3	1	5	0.33
		8		TIMMERMAN Edwin	1	1	2	4	0.33
		6	3	AALDERS Henk	-	2	4	6	0.00
		10		LIJSSEN Martin	-	-	-	-	
		6		OOMEN Harry	-	-	-	-	
		14		REEKERS Johan	-	-	-	-	
		9		TIBBEN Stefan	-	-	-	-	
		5		VENDERBOSCH Andre	-	-	-	-	
	11		van der BROEK Edwin	-	-	-	-		
		Total Team			10	23	23	56	3.33

Scoring Servers		Rk	No	Name	Succ	Faults	Cont	Total	Avg
		1	7	DURGE Ron	3	2	9	14	1.00
		2	12	VERSTAPPEN Johan	1	-	16	17	0.33
		3	8	TIMMERMAN Edwin	-	-	13	13	0.00
		3		AALDERS Henk	-	1	11	12	0.00
		4		OONK Alfred	-	-	7	7	0.00
		6		OOMEN Harry	-	1	4	5	0.00
		1		TOP Pieter	-	-	5	5	0.00
		10		LIJSSEN Martin	-	-	-	-	
		14		REEKERS Johan	-	-	-	-	
		9		TIBBEN Stefan	-	-	-	-	
		5		VENDERBOSCH Andre	-	-	-	-	
	11		van der BROEK Edwin	-	-	-	-		
		Total Team			4	4	65	73	1.33

Team	Opponent Errors & Team Faults	23	8
------	-------------------------------	----	---

Legend:									
Rk	Rank	Succ	Successes	Cont	Continues	Succ %	Success %	Avg	Average per set


Match No 17  
Start Time: 17:30


HUN vs NED  
0 3


Spectators: 1025

Team	Sets	1	2	3	Total
HUN	0	21	22	23	66
NED	3	25	25	25	75
	Minutes	21	23	22	66

## NED · Netherlands

Non-Scoring Diggers		Rk	No	Name	Exc	Faults	Cont	Total	Avg
		1	3	AALDERS Henk	7	-	6	13	2.33
		2	12	VERSTAPPEN Johan	4	4	8	16	1.33
		3	7	DURGE Ron	3	3	9	15	1.00
			1	TOP Pieter	3	1	10	14	1.00
		5	4	OONK Alfred	2	1	7	10	0.67
			5	VENDERBOSCH Andre	2	1	5	8	0.67
			8	TIMMERMAN Edwin	2	1	4	7	0.67
		8	6	OOMEN Harry	1	-	2	3	0.33
			10	LIJSSEN Martin	-	-	-	-	-
			14	REEKERS Johan	-	-	-	-	-
			9	TIBBEN Stefan	-	-	-	-	-
		11	van der BROEK Edwin	-	-	-	-	-	
Total Team					24	11	51	86	8.00

Non-Scoring Setters		Rk	No	Name	Exc	Faults	Cont	Total	Avg
		1	4	OONK Alfred	18	-	39	57	6.00
		2	7	DURGE Ron	6	-	11	17	2.00
		3	3	AALDERS Henk	2	-	2	4	0.67
		4	1	TOP Pieter	1	-	3	4	0.33
		5	6	OOMEN Harry	-	-	3	3	0.00
			12	VERSTAPPEN Johan	-	-	2	2	0.00
			8	TIMMERMAN Edwin	-	-	1	1	0.00
			5	VENDERBOSCH Andre	-	-	1	1	0.00
			10	LIJSSEN Martin	-	-	-	-	-
			14	REEKERS Johan	-	-	-	-	-
			9	TIBBEN Stefan	-	-	-	-	-
		11	van der BROEK Edwin	-	-	-	-	-	
Total Team					27	-	62	89	9.00

Non-Scoring Receivers		Rk	No	Name	Exc	Faults	Cont	Total	Eff %
		1	5	VENDERBOSCH Andre	15	-	3	18	83.33
			12	VERSTAPPEN Johan	11	-	1	12	-
			3	AALDERS Henk	9	1	-	10	-
			1	TOP Pieter	7	-	-	7	-
			7	DURGE Ron	6	-	-	6	-
			4	OONK Alfred	1	-	-	1	-
			10	LIJSSEN Martin	-	-	-	-	-
			6	OOMEN Harry	-	-	-	-	-
			14	REEKERS Johan	-	-	-	-	-
			9	TIBBEN Stefan	-	-	-	-	-
			8	TIMMERMAN Edwin	-	-	-	-	-
		11	van der BROEK Edwin	-	-	-	-	-	
Total Team					49	1	4	54	88.89

Limit

25.00%

Legend:


Rk Rank      Exc Excellent      Cont Continues      Eff % Efficiency %      Avg Average per set


PRNVS000000B0.00084A 00102219:07V020




# HUN · Hungary

After 3 Matches

Scoring Attackers		No	Name	MP	SP	Succ	Faults	Cont	Total	Succ %
	1	LOCSEI Sandor	3	9	5	4	3	12	41.67	
	2	SZIGEDI Laszlo	3	9	2	-	1	3	66.67	
	3	SZABO Laszlo	3	9	10	1	19	30	33.33	
	4	GAL Janos	3	9	-	-	-	-	0.00	
	5	PERES Janos	3	9	1	1	1	3	33.33	
	6	KEKECS Miklos	3	9	11	4	14	29	37.93	
	7	DOMOKOS Andras	3	9	2	2	7	11	18.18	
	8	STIRCZER Jozsef	3	9	9	3	10	22	40.91	
	9	KOVACS Laszlo	3	9	-	-	-	-	0.00	
	10	SZECSENYI Lajos	3	9	2	3	6	11	18.18	
	14	MANYAK Attila	3	9	34	12	27	73	46.58	
	15	MAKAROVSZKI Sandor	3	9	14	7	26	47	29.79	
	Team Totals		3	9	90	37	114	241	37.34	

Scoring Blockers		No	Name	MP	SP	Succ	Faults	Cont	Total	Avg
	1	LOCSEI Sandor	3	9	2	3	5	10	0.22	
	2	SZIGEDI Laszlo	3	9	1	2	-	3	0.11	
	3	SZABO Laszlo	3	9	1	3	-	4	0.11	
	4	GAL Janos	3	9	1	-	-	1	0.11	
	5	PERES Janos	3	9	2	-	1	3	0.22	
	6	KEKECS Miklos	3	9	4	1	22	27	0.44	
	7	DOMOKOS Andras	3	9	3	4	11	18	0.33	
	8	STIRCZER Jozsef	3	9	5	2	10	17	0.56	
	9	KOVACS Laszlo	3	9	-	-	-	-	0.00	
	10	SZECSENYI Lajos	3	9	2	8	6	16	0.22	
	14	MANYAK Attila	3	9	2	2	6	10	0.22	
	15	MAKAROVSZKI Sandor	3	9	11	13	18	42	1.22	
	Team Totals		3	9	34	38	79	151	3.78	

Scoring Servers		No	Name	MP	SP	Succ	Faults	Cont	Total	Avg
	1	LOCSEI Sandor	3	9	-	2	14	16	0.00	
	2	SZIGEDI Laszlo	3	9	-	1	2	3	0.00	
	3	SZABO Laszlo	3	9	1	1	15	17	0.11	
	4	GAL Janos	3	9	1	1	-	2	0.11	
	5	PERES Janos	3	9	-	1	3	4	0.00	
	6	KEKECS Miklos	3	9	2	4	35	41	0.22	
	7	DOMOKOS Andras	3	9	5	2	30	37	0.56	
	8	STIRCZER Jozsef	3	9	3	1	23	27	0.33	
	9	KOVACS Laszlo	3	9	-	-	-	-	0.00	
	10	SZECSENYI Lajos	3	9	1	2	17	20	0.11	
	14	MANYAK Attila	3	9	4	4	14	22	0.44	
	15	MAKAROVSZKI Sandor	3	9	2	1	25	28	0.22	
	Team Totals		3	9	19	20	178	217	2.11	


Team	Opponent Errors & Team Faults	75	20
------	-------------------------------	----	----


Legend:									
Succ	Successes	Cont	Continues	Succ %	Success %	Avg	Average per set	MP	Matches Played
SP	Team Sets Played								




# HUN · Hungary

After 3 Matches

Non-Scoring Diggers		No	Name	MP	SP	Exc	Faults	Cont	Total	Avg	
		1	LOCSEI Sandor	3	9	7	4	7	18	0.78	
		2	SZIGEDI Laszlo	3	9	-	-	-	-	0.00	
		3	SZABO Laszlo	3	9	5	2	1	8	0.56	
		4	GAL Janos	3	9	-	-	1	1	0.00	
		5	PERES Janos	3	9	-	-	3	3	0.00	
		6	KEKECS Miklos	3	9	12	7	21	40	1.33	
		7	DOMOKOS Andras	3	9	1	-	2	3	0.11	
		8	STIRCZER Jozsef	3	9	6	6	13	25	0.67	
		9	KOVACS Laszlo	3	9	9	5	27	41	1.00	
		10	SZECSENYI Lajos	3	9	1	1	3	5	0.11	
		14	MANYAK Attila	3	9	6	4	4	14	0.67	
		15	MAKAROVSZKI Sandor	3	9	7	5	12	24	0.78	
		Team Totals			3	9	54	34	94	182	6.00

Non-Scoring Setters		No	Name	MP	SP	Exc	Faults	Cont	Total	Avg	
		1	LOCSEI Sandor	3	9	11	-	10	21	1.22	
		2	SZIGEDI Laszlo	3	9	-	-	-	-	0.00	
		3	SZABO Laszlo	3	9	1	-	3	4	0.11	
		4	GAL Janos	3	9	5	-	2	7	0.56	
		5	PERES Janos	3	9	-	-	-	-	0.00	
		6	KEKECS Miklos	3	9	1	-	11	12	0.11	
		7	DOMOKOS Andras	3	9	36	3	34	73	4.00	
		8	STIRCZER Jozsef	3	9	1	-	5	6	0.11	
		9	KOVACS Laszlo	3	9	-	-	7	7	0.00	
		10	SZECSENYI Lajos	3	9	11	-	35	46	1.22	
		14	MANYAK Attila	3	9	3	-	8	11	0.33	
		15	MAKAROVSZKI Sandor	3	9	3	-	6	9	0.33	
		Team Totals			3	9	72	3	121	196	8.00

Non-Scoring Receivers		No	Name	MP	SP	Exc	Faults	Cont	Total	Eff %	
		1	LOCSEI Sandor	3	9	2	1	1	4	25.00	
		2	SZIGEDI Laszlo	3	9	-	-	-	-	0.00	
		3	SZABO Laszlo	3	9	3	-	-	3	100.0	
		4	GAL Janos	3	9	-	-	-	-	0.00	
		5	PERES Janos	3	9	-	-	-	-	0.00	
		6	KEKECS Miklos	3	9	22	1	6	29	72.41	
		7	DOMOKOS Andras	3	9	-	-	-	-	0.00	
		8	STIRCZER Jozsef	3	9	14	1	2	17	76.47	
		9	KOVACS Laszlo	3	9	44	5	9	58	67.24	
		10	SZECSENYI Lajos	3	9	-	-	-	-	0.00	
		14	MANYAK Attila	3	9	1	-	-	1	100.0	
		15	MAKAROVSZKI Sandor	3	9	13	-	5	18	72.22	
		Team Totals			3	9	99	8	23	130	70.00

Legend:


Exc	Excellent	Cont	Continues	Exc %	Efficiency %	Avg	Average per set	MP	Matches Played
SP	Team Sets Played								


PRNVS000000B1.00084A 00102219:07V020




## NED · Netherlands

After 3 Matches

Scoring Attackers	No	Name	MP	SP	Succ	Faults	Cont	Total	Succ %	
	1	TOP Pieter	3	9	17	7	27	51	33.33	
	3	AALDERS Henk	3	9	22	8	34	64	34.38	
	4	OONK Alfred	3	9	8	5	12	25	32.00	
	5	VENDERBOSCH Andre	3	9	-	-	1	1	0.00	
	6	OOMEN Harry	3	9	-	-	1	1	0.00	
	7	DURGE Ron	3	9	14	5	13	32	43.75	
	8	TIMMERMAN Edwin	3	9	14	7	17	38	36.84	
	9	TIBBEN Stefan	3	9	7	6	4	17	41.18	
	10	LIJSSEN Martin	3	9	-	-	-	-	0.00	
	11	van der BROEK Edwin	3	9	-	-	-	-	0.00	
	12	VERSTAPPEN Johan	3	9	12	8	20	40	30.00	
	14	REEKERS Johan	3	9	-	-	-	-	0.00	
	Team Totals			3	9	94	46	129	269	34.94

Scoring Blockers	No	Name	MP	SP	Succ	Faults	Cont	Total	Avg	
	1	TOP Pieter	3	9	6	12	17	35	0.67	
	3	AALDERS Henk	3	9	1	9	11	21	0.11	
	4	OONK Alfred	3	9	7	16	13	36	0.78	
	5	VENDERBOSCH Andre	3	9	-	-	-	-	0.00	
	6	OOMEN Harry	3	9	-	-	-	-	0.00	
	7	DURGE Ron	3	9	1	6	6	13	0.11	
	8	TIMMERMAN Edwin	3	9	4	7	13	24	0.44	
	9	TIBBEN Stefan	3	9	5	8	8	13	0.00	
	10	LIJSSEN Martin	3	9	-	-	-	-	0.00	
	11	van der BROEK Edwin	3	9	-	-	-	-	0.00	
	12	VERSTAPPEN Johan	3	9	7	9	6	22	0.78	
	14	REEKERS Johan	3	9	-	1	-	1	0.00	
	Team Totals			3	9	26	65	74	165	2.89


Scoring Servers	No	Name	MP	SP	Succ	Faults	Cont	Total	Avg	
	1	TOP Pieter	3	9	-	2	17	19	0.00	
	3	AALDERS Henk	3	9	-	5	33	38	0.00	
	4	OONK Alfred	3	9	-	1	19	20	0.00	
	5	VENDERBOSCH Andre	3	9	-	-	-	-	0.00	
	6	OOMEN Harry	3	9	-	2	8	10	0.00	
	7	DURGE Ron	3	9	3	2	19	24	0.33	
	8	TIMMERMAN Edwin	3	9	-	-	32	32	0.00	
	9	TIBBEN Stefan	3	9	-	-	4	4	0.00	
	10	LIJSSEN Martin	3	9	-	-	-	-	0.00	
	11	van der BROEK Edwin	3	9	-	-	-	-	0.00	
	12	VERSTAPPEN Johan	3	9	1	1	29	31	0.11	
	14	REEKERS Johan	3	9	-	1	1	2	0.00	
	Team Totals			3	9	4	14	162	180	0.44


Team	Opponent Errors & Team Faults	56	31
------	-------------------------------	----	----


<b>Legend:</b>							
Succ	Successes	Cont	Continues	Succ %	Success %	Avg	Average per set
MP	Matches Played						
SP	Team Sets Played						

## NED · Netherlands

After 3 Matches

Non-Scoring Diggers	No	Name	MP	SP	Exc	Faults	Cont	Total	Avg	
	1	TOP Pieter	3	9	5	6	18	29	0.56	
	3	AALDERS Henk	3	9	11	7	12	30	1.22	
	4	OONK Alfred	3	9	7	5	22	34	0.78	
	5	VENDERBOSCH Andre	3	9	6	7	10	23	0.67	
	6	OOMEN Harry	3	9	3	3	11	17	0.33	
	7	DURGE Ron	3	9	7	8	19	34	0.78	
	8	TIMMERMAN Edwin	3	9	2	3	6	11	0.22	
	9	TIBBEN Stefan	3	9	-	1	1	2	0.00	
	10	LIJSSEN Martin	3	9	-	-	-	-	0.00	
	11	van der BROEK Edwin	3	9	-	-	-	-	0.00	
	12	VERSTAPPEN Johan	3	9	5	4	9	18	0.56	
	14	REEKERS Johan	3	9	-	-	1	1	0.00	
	Team Totals			3	9	46	44	109	199	5.11

Non-Scoring Setters	No	Name	MP	SP	Exc	Faults	Cont	Total	Avg	
	1	TOP Pieter	3	9	3	-	6	9	0.33	
	3	AALDERS Henk	3	9	3	-	7	10	0.33	
	4	OONK Alfred	3	9	48	1	77	126	5.33	
	5	VENDERBOSCH Andre	3	9	1	-	4	5	0.11	
	6	OOMEN Harry	3	9	8	2	22	32	0.89	
	7	DURGE Ron	3	9	12	-	28	40	1.33	
	8	TIMMERMAN Edwin	3	9	-	-	5	5	0.00	
	9	TIBBEN Stefan	3	9	1	-	2	3	0.11	
	10	LIJSSEN Martin	3	9	-	-	-	-	0.00	
	11	van der BROEK Edwin	3	9	-	-	-	-	0.00	
	12	VERSTAPPEN Johan	3	9	-	-	2	2	0.00	
	14	REEKERS Johan	3	9	1	-	-	1	0.11	
	Team Totals			3	9	77	3	153	233	8.56

Non-Scoring Receivers	No	Name	MP	SP	Exc	Faults	Cont	Total	Eff %	
	1	TOP Pieter	3	9	25	-	6	31	80.65	
	3	AALDERS Henk	3	9	20	2	1	23	78.26	
	4	OONK Alfred	3	9	4	2	-	6	33.33	
	5	VENDERBOSCH Andre	3	9	58	3	8	69	79.71	
	6	OOMEN Harry	3	9	2	2	-	4	0.00	
	7	DURGE Ron	3	9	15	2	1	18	72.22	
	8	TIMMERMAN Edwin	3	9	1	-	-	1	100.0	
	9	TIBBEN Stefan	3	9	-	-	-	-	0.00	
	10	LIJSSEN Martin	3	9	-	-	-	-	0.00	
	11	van der BROEK Edwin	3	9	-	-	-	-	0.00	
	12	VERSTAPPEN Johan	3	9	13	-	1	14	92.86	
	14	REEKERS Johan	3	9	2	1	-	3	33.33	
	Team Totals			3	9	140	12	17	169	75.74

Legend:									
Exc	Excellent	Cont	Continues	Eff %	Efficiency %	Avg	Average per set	MP	Matches Played
SP	Team Sets Played								

PRNVS000000B2.00073 00102219:44V01U

Match No: 18  
Start Time: 19:00

FIN vs AUS  
1 0

Spectators:

Team	Sets	1	2	3	4	5	Total
FIN	1	25	0				25
AUS	0	9	0				9
	Minutes	15					15

Referees: FISCHER Ute Maria (GER) & CAMPBELL Joe (USA)

FIN ■ Finland								AUS ■ Australia							
No	Name	1	2	3	4	5	Pts	No	Name	1	2	3	4	5	Pts
1	PYNNOENEN Allan	■	■				2	1	BRAY Edward	■	■				
2	HAENNINEN Keijo							2	2	LEE Albert	■	■			
3	L HEINO Jari	L	L					3	3	WHITEMAN Mark	┌				
4	LAINEN Jukka	■	■					4	4	PRICE Kevin					
6	KAPIAINEN Petri	┌	■				2	5	CROFT Paul						
7	TERVO Sami							6	6	GAY Darren	■	■			
8	MELANEN Lauri	■					6	7	ROWORTH Brett	■	■				2
9	TUOMINEN Veli-Matti	■	■				4	8	SOBCZAK Greg	■	■				3
10	PULLI Matti	■	■				2	9	THOMPSON Bruce						
11	VENAELAEINEN Olavi	■	■				1	10	PYNE Glenn	■	■				1
12	VISTBACKA Aulis	┌						11	L NORTH Brant	L	L				
<b>Head Coach:</b> VARE Timo								<b>Head Coach:</b> WEIPING Tu							
<b>Assistant:</b> PULLI Ossi								<b>Assistant:</b> GLENN Stewart							

### TEAM AND PLAYER PERFORMANCES

Won	Total Atts	No	Name	Scoring Skills	Won	Total Atts	No	Name
13	32	Total Team		Attack	3	22	Total Team	
5	8	8	MELANEN Lauri		2	3	8	SOBCZAK Greg
2	3	1	PYNNOENEN Allan		1	5	7	ROWORTH Brett
2	5	6	KAPIAINEN Petri		3		20	Total Team
2	7	Total Team		Block	1	7	7	ROWORTH Brett
1	2	9	TUOMINEN Veli-Matti		1	6	8	SOBCZAK Greg
1	4	10	PULLI Matti		1	3	10	PYNE Glenn
2	25	Total Team		Serve	9		Total Team	
1	9	8	MELANEN Lauri		3		Total Team	
1	2	9	TUOMINEN Veli-Matti	9		51	Total Team	
8		Total Team		Opp Error	3		Total Team	
25	64	Total Team			9		51	Total Team
6	6	8	MELANEN Lauri	Best Scorer	3	3	8	SOBCZAK Greg

**Legend:**

■ Starting line-up      ┌ Substitute      nn Team Captain      ┌ Substitute libero  
 Pts Points scored      L Libero Player      Opp Opponent      Atts Attempts

PROVISIONAL

PRNVS000000B3.00083 00102220:05V01U



SUN 22 OCT 2000

P3

PAVILION 3

Match No 18  
Start Time: 19:00


FIN vs AUS  
2 0


Spectators:

Team	Sets	1	2	3	4	5	Total
FIN	2	25	25	1			51
AUS	0	9	12	0			21
	Minutes	15	17				32

## FIN · Finland

Scoring Attackers		Rk	No	Name	Succ	Faults	Cont	Total	Succ %
	1	8	MELANEN Lauri	6	1	4	11	54.55	
	2	6	KAPIAINEN Petri	6	3	5	14	42.86	
		10	PULLI Matti	2	1	6	9		
		1	PYNNOENEN Allan	4	-	3	7		
		9	TUOMINEN Veli-Matti	3	1	3	7		
		11	VENAELAEINEN Olavi	2	1	4	7		
		4	LAINE Jukka	2	1	3	6		
		12	VISTBACKA Aulis	-	-	1	1		
		2	HAENNINEN Keijo	-	-	-	-		
		3	HEINO Jari	-	-	-	-		
		7	TERVO Sami	-	-	-	-		
	Limit	15.00%							
	Total Team				25	8	29	62	40.32

Scoring Blockers		Rk	No	Name	Succ	Faults	Cont	Total	Avg
	1	6	KAPIAINEN Petri	2	-	1	3	1.00	
		9	TUOMINEN Veli-Matti	2	-	1	3	1.00	
	3	10	PULLI Matti	1	2	5	8	0.50	
	4	8	MELANEN Lauri	-	1	-	1	0.00	
		1	PYNNOENEN Allan	-	-	1	1	0.00	
		2	HAENNINEN Keijo	-	-	-	-		
		3	HEINO Jari	-	-	-	-		
		4	LAINE Jukka	-	-	-	-		
		7	TERVO Sami	-	-	-	-		
		11	VENAELAEINEN Olavi	-	-	-	-		
		12	VISTBACKA Aulis	-	-	-	-		
	Total Team				5	3	8	16	2.50

Scoring Servers		Rk	No	Name	Succ	Faults	Cont	Total	Avg
	1	9	TUOMINEN Veli-Matti	2	1	3	6	1.00	
	2	4	LAINE Jukka	1	-	11	12	0.50	
		8	MELANEN Lauri	1	-	11	12	0.50	
		1	PYNNOENEN Allan	1	1	3	5	0.50	
	5	10	PULLI Matti	-	1	7	8	0.00	
		11	VENAELAEINEN Olavi	-	-	4	4	0.00	
		6	KAPIAINEN Petri	-	-	3	3	0.00	
		2	HAENNINEN Keijo	-	-	-	-		
		3	HEINO Jari	-	-	-	-		
		7	TERVO Sami	-	-	-	-		
		12	VISTBACKA Aulis	-	-	-	-		
	Total Team				5	3	42	50	2.50

Team	Opponent Errors & Team Faults	16	5
------	-------------------------------	----	---

Legend:									
Rk	Rank	Succ	Successes	Cont	Continues	Succ %	Success %	Avg	Average per set

PROVISIONAL



Match No 18  
Start Time: 19:00


FIN vs AUS  
2 0

Spectators:

Team	Sets	1	2	3	4	5	Total
FIN	2	25	25	1			51
AUS	0	9	12	0			21
	Minutes	15	17				32

## FIN · Finland

Non-Scoring Diggers		Rk	No	Name	Exc	Faults	Cont	Total	Avg
	1	11	VENAELAEINEN Olavi	7	-	1	8	3.50	
	2	8	MELANEN Lauri	5	-	-	5	2.50	
	3	6	KAPIAINEN Petri	4	-	1	5	2.00	
	4	4	LAINE Jukka	3	1	3	7	1.50	
		1	PYNNOENEN Allan	3	-	3	6	1.50	
		10	PULLI Matti	3	-	1	4	1.50	
	7	12	VISTBACKA Aulis	2	1	1	4	1.00	
		9	TUOMINEN Veli-Matti	2	-	1	3	1.00	
		3	HEINO Jari	2	-	-	2	1.00	
		2	HAENNINEN Keijo	-	-	-	-	-	
		7	TERVO Sami	-	-	-	-	-	
	Total Team				31	2	11	44	15.50

Non-Scoring Setters		Rk	No	Name	Exc	Faults	Cont	Total	Avg
	1	10	PULLI Matti	9	-	16	25	4.50	
	2	4	LAINE Jukka	5	-	3	8	2.50	
	3	8	MELANEN Lauri	2	-	5	7	1.00	
	4	11	VENAELAEINEN Olavi	1	-	2	3	0.50	
		12	VISTBACKA Aulis	1	-	-	1	0.50	
	6	9	TUOMINEN Veli-Matti	-	-	2	2	0.00	
		3	HEINO Jari	-	-	1	1	0.00	
		2	HAENNINEN Keijo	-	-	-	-	-	
		6	KAPIAINEN Petri	-	-	-	-	-	
		1	PYNNOENEN Allan	-	-	-	-	-	
	7	TERVO Sami	-	-	-	-	-		
Total Team				18	-	29	47	9.00	

Non-Scoring Receivers		Rk	No	Name	Exc	Faults	Cont	Total	Eff %
		3	HEINO Jari	3	-	1	4		
		11	VENAELAEINEN Olavi	4	-	-	4		
		4	LAINE Jukka	1	-	2	3		
		9	TUOMINEN Veli-Matti	3	-	-	3		
		10	PULLI Matti	2	-	-	2		
		1	PYNNOENEN Allan	2	-	-	2		
		12	VISTBACKA Aulis	1	-	-	1		
		2	HAENNINEN Keijo	-	-	-	-		
		6	KAPIAINEN Petri	-	-	-	-		
		8	MELANEN Lauri	-	-	-	-		
	7	TERVO Sami	-	-	-	-			
Total Team				16	-	3	19	84.21	

Limit  
25.00%

Legend:									
Rk	Rank	Exc	Excellent	Cont	Continues	Eff %	Efficiency %	Avg	Average per set

PROVISIONAL




Match No 18  
Start Time: 19:00


FIN vs AUS  
2 0


Spectators:

Team	Sets	1	2	3	4	5	Total
FIN	2	25	25	1			51
AUS	0	9	12	0			21
	Minutes	15	17				32

## AUS - Australia

Scoring Attackers		Rk	No	Name	Succ	Faults	Cont	Total	Succ %
	1	7	ROWORTH Brett	5	2	4	11	45.45	
	2	8	SOBCZAK Greg	3	1	6	10	30.00	
		1	BRAY Edward	-	3	9	12		
		6	GAY Darren	-	2	5	7		
		2	LEE Albert	-	2	3	5		
		11	NORTH Brant	-	-	2	2		
		4	PRICE Kevin	-	1	1	2		
		10	PYNE Glenn	-	-	1	1		
		5	CROFT Paul	-	-	-	-		
		9	THOMPSON Bruce	-	-	-	-		
		3	WHITEMAN Mark	-	-	-	-		
	Limit 15.00%	Total Team			8	11	31	50	16.00

Scoring Blockers		Rk	No	Name	Succ	Faults	Cont	Total	Avg
	1	8	SOBCZAK Greg	2	4	5	11	1.00	
		7	ROWORTH Brett	2	2	4	8	1.00	
	3	10	PYNE Glenn	1	1	1	3	0.50	
		1	BRAY Edward	1	-	1	2	0.50	
	5	6	GAY Darren	-	3	1	4	0.00	
		2	LEE Albert	-	-	2	2	0.00	
		4	PRICE Kevin	-	-	1	1	0.00	
		5	CROFT Paul	-	-	-	-		
		11	NORTH Brant	-	-	-	-		
		9	THOMPSON Bruce	-	-	-	-		
		3	WHITEMAN Mark	-	-	-	-		
		Total Team			6	10	15	31	3.00

Scoring Servers		Rk	No	Name	Succ	Faults	Cont	Total	Avg
	1	10	PYNE Glenn	-	-	6	6	0.00	
		7	ROWORTH Brett	-	2	2	4	0.00	
		8	SOBCZAK Greg	-	-	4	4	0.00	
		1	BRAY Edward	-	-	3	3	0.00	
		6	GAY Darren	-	1	1	2	0.00	
		2	LEE Albert	-	-	2	2	0.00	
		3	WHITEMAN Mark	-	-	1	1	0.00	
		5	CROFT Paul	-	-	-	-		
		11	NORTH Brant	-	-	-	-		
		4	PRICE Kevin	-	-	-	-		
		9	THOMPSON Bruce	-	-	-	-		
		Total Team			-	3	19	22	0.00

Team	Opponent Errors & Team Faults	7	8

Legend:									
Rk	Rank	Succ	Successes	Cont	Continues	Succ %	Success %	Avg	Average per set

PROVISIONAL


Match No 18  
Start Time: 19:00


FIN vs AUS  
2 0


Spectators:

Team	Sets	1	2	3	4	5	Total
FIN	2	25	25	1			51
AUS	0	9	12	0			21
	Minutes	15	17				32

## AUS - Australia

Non-Scoring Diggers		Rk	No	Name	Exc	Faults	Cont	Total	Avg
	1	1	BRAY Edward	1	3	4	8	0.50	
		6	GAY Darren	1	1	6	8	0.50	
	3	8	SOBCZAK Greg	-	6	5	11	0.00	
		7	ROWORTH Brett	-	3	3	6	0.00	
		2	LEE Albert	-	-	3	3	0.00	
		11	NORTH Brant	-	1	1	2	0.00	
		10	PYNE Glenn	-	1	1	2	0.00	
		5	CROFT Paul	-	-	-	-	-	
		4	PRICE Kevin	-	-	-	-	-	
		9	THOMPSON Bruce	-	-	-	-	-	
		3	WHITEMAN Mark	-	-	-	-	-	
	Total Team				2	15	23	40	1.00

Non-Scoring Setters		Rk	No	Name	Exc	Faults	Cont	Total	Avg
	1	10	PYNE Glenn	2	-	4	6	1.00	
	2	8	SOBCZAK Greg	1	1	3	5	0.50	
	3	7	ROWORTH Brett	-	1	7	8	0.00	
		6	GAY Darren	-	-	7	7	0.00	
		2	LEE Albert	-	-	4	4	0.00	
		1	BRAY Edward	-	-	3	3	0.00	
		5	CROFT Paul	-	-	-	-	-	
		11	NORTH Brant	-	-	-	-	-	
		4	PRICE Kevin	-	-	-	-	-	
		9	THOMPSON Bruce	-	-	-	-	-	
		3	WHITEMAN Mark	-	-	-	-	-	
	Total Team				3	2	28	33	1.50

Non-Scoring Receivers		Rk	No	Name	Exc	Faults	Cont	Total	Eff %
	1	11	NORTH Brant	16	1	1	18	83.33	
		2	LEE Albert	7	-	2	9		
		7	ROWORTH Brett	5	-	-	5		
		8	SOBCZAK Greg	4	-	-	4		
		6	GAY Darren	2	-	1	3		
		1	BRAY Edward	1	-	1	2		
		5	CROFT Paul	-	-	-	-		
		4	PRICE Kevin	-	-	-	-		
		10	PYNE Glenn	-	-	-	-		
		9	THOMPSON Bruce	-	-	-	-		
		3	WHITEMAN Mark	-	-	-	-		
	Total Team				35	1	5	41	82.93

Limit  
25.00%

Legend:									
Rk	Rank	Exc	Excellent	Cont	Continues	Eff %	Efficiency %	Avg	Average per set

PROVISIONAL

PRNVS000000B4.00073 00102220:04V01U

SUN 22 OCT 2000

P2

PAVILION 3

Match No: 18  
Start Time: 19:00

FIN vs AUS  
2 vs 0

Spectators:

Team	Sets	1	2	3	4	5	Total
FIN	2	25	25	0			50
AUS	0	9	12	0			21
	Minutes	15	17				32

Referees: FISCHER Ute Maria (GER) & CAMPBELL Joe (USA)

FIN - Finland							AUS - Australia								
No	Name	1	2	3	4	5	Pts	No	Name	1	2	3	4	5	Pts
1	PYNNOENEN Allan	■	■				5	1	BRAY Edward	■	■				1
2	HAENNINEN Keijo							2	LEE Albert	■	■	■			
3	L HEINO Jari	L	L	L				3	WHITEMAN Mark	□		■			
4	LAINEN Jukka	■	■	■			3	4	PRICE Kevin		□				
6	KAPIAINEN Petri	□	■				8	5	CROFT Paul						
7	TERVO Sami							6	GAY Darren	■	■	■			
8	MELANEN Lauri	■	□	■			6	7	ROWORTH Brett	■	■	■			7
9	TUOMINEN Veli-Matti	■	■	■			7	8	SOBCZAK Greg	■	■	■			5
10	PULLI Matti	■	■	■			3	9	THOMPSON Bruce						
11	VENAELAEINEN Olavi	■	■	■			2	10	PYNE Glenn	■	■	■			1
12	VISTBACKA Aulis	□	□	■				11	L NORTH Brant	L	L	L			
<b>Head Coach:</b> VARE Timo							<b>Head Coach:</b> WEIPING Tu								
<b>Assistant:</b> PULLI Ossi							<b>Assistant:</b> GLENN Stewart								

## TEAM AND PLAYER PERFORMANCES

Won	Total Atts	No	Name	Scoring Skills	Won	Total Atts	No	Name
24	60	Total Team		Attack	8	50	Total Team	
6	14	6	KAPIAINEN Petri		5	11	7	ROWORTH Brett
5	9	8	MELANEN Lauri		3	10	8	SOBCZAK Greg
4	7	1	PYNNOENEN Allan		6	31	Total Team	
5	16	Total Team		Block	2	8	7	ROWORTH Brett
2	3	6	KAPIAINEN Petri		2	11	8	SOBCZAK Greg
2	3	9	TUOMINEN Veli-Matti		1	2	1	BRAY Edward
1	8	10	PULLI Matti				22	Total Team
5	49	Total Team		Serve			Total Team	
2	6	9	TUOMINEN Veli-Matti		7		Total Team	
1	5	1	PYNNOENEN Allan		21	103	Total Team	
1	11	4	LAINEN Jukka				Total Team	
16		Total Team		Opp Error			Total Team	
50	125	Total Team					Total Team	
8	8	6	KAPIAINEN Petri				Total Team	
		Total Team			<b>Best Scorer</b>	7	7	7

Jury President:

Signature:

### Legend:

■ Starting line-up      □ Substitute      nn Team Captain      □ L Substitute libero  
 Pts Points scored      L Libero Player      Opp Opponent      Atts Attempts

PROVISIONAL

PRNVS000000B5.00073 00102220:23V010

Match No: 18  
Start Time: 19:00

FIN vs AUS  
3 vs 0

Spectators: 1600

Team	Sets	1	2	3	Total
FIN	3	25	25	25	75
AUS	0	9	12	9	30
	Minutes	15	17	15	47

Referees: FISCHER Ute Maria (GER) & CAMPBELL Joe (USA)

FIN ■ Finland							AUS ■ Australia								
No	Name	1	2	3	4	5	Pts	No	Name	1	2	3	4	5	Pts
1	PYNNOENEN Allan	■	■				5	1	BRAY Edward	■	■	□			1
2	HAENNINEN Keijo							2	LEE Albert	■	■	■			2
3	L HEINO Jari	L	L	L				3	WHITEMAN Mark	□		■			
4	LAINEN Jukka	■	■	■			3	PRICE Kevin		□					
6	KAPIAINEN Petri	□	■				8	5	CROFT Paul						
7	TERVO Sami							6	GAY Darren	■	■	■			2
8	MELANEN Lauri	■	□	■			10	7	ROWORTH Brett	■	■	■			8
9	TUOMINEN Veli-Matti	■	■	■			10	8	SOBCZAK Greg	■	■	■			5
10	PULLI Matti	■	■	■			4	9	THOMPSON Bruce				□		
11	VENAELAEINEN Olavi	■	■	■			4	10	PYNE Glenn	■	■	■			2
12	VISTBACKA Aulis	□	□	■			2	11	L NORTH Brant	L	L	L			
<b>Head Coach:</b> VARE Timo							<b>Head Coach:</b> WEIPING Tu								
<b>Assistant:</b> PULLI Ossi							<b>Assistant:</b> GLENN Stewart								

## TEAM AND PLAYER PERFORMANCES

Won	Total Atts	No	Name	Scoring Skills	Won	Total Atts	No	Name	
32	81	Total Team		Attack	13	77	Total Team		
8	15	8	MELANEN Lauri		6	17	7	ROWORTH Brett	
6	14	6	KAPIAINEN Petri		3	18	8	SOBCZAK Greg	
4	7	1	PYNNOENEN Allan		2	9	2	LEE Albert	
7	26	Total Team		Block	7	45	Total Team		
2	3	6	KAPIAINEN Petri		2	12	7	ROWORTH Brett	
2	4	9	TUOMINEN Veli-Matti		2	13	8	SOBCZAK Greg	
1	3	8	MELANEN Lauri		1	4	1	BRAY Edward	
7	74	Total Team		Serve		31	Total Team		
4	12	9	TUOMINEN Veli-Matti						
1	5	1	PYNNOENEN Allan						
1	18	4	LAINEN Jukka						
29		Total Team		Opp Error	10		Total Team		
75	181	Total Team			Total	30	153	Total Team	
10	10	8	MELANEN Lauri		Best Scorer	8	8	7	ROWORTH Brett

### Legend:

■ Starting line-up      □ Substitute      nn Team Captain      □ L Substitute libero  
 Pts Points scored      L Libero Player      Opp Opponent      Atts Attempts

PRNVS000000B6.00083 00102220:26V010



Match No 18  
Start Time: 19:00


FIN vs AUS  
3 0


Spectators: 1600

Team	Sets	1	2	3	Total
FIN	3	25	25	25	75
AUS	0	9	12	9	30
	Minutes	15	17	15	47

## FIN - Finland

Scoring Attackers		Rk	No	Name	Succ	Faults	Cont	Total	Succ %
	1	8	MELANEN Lauri	8	2	5	15	53.33	
	2	6	KAPIAINEN Petri	6	3	5	14	42.86	
	3	10	PULLI Matti	3	2	8	13	23.08	
		11	VENAELAEINEN Olavi	4	1	6	11		
		9	TUOMINEN Veli-Matti	4	1	5	10		
		4	LAINEN Jukka	2	1	4	7		
		1	PYNNOENEN Allan	4	-	3	7		
		12	VISTBACKA Aulis	1	-	3	4		
		2	HAENNINEN Keijo	-	-	-	-		
		3	HEINO Jari	-	-	-	-		
		7	TERVO Sami	-	-	-	-		
	Limit 15.00%	Total Team				32	10	39	81

Scoring Blockers		Rk	No	Name	Succ	Faults	Cont	Total	Avg
	1	9	TUOMINEN Veli-Matti	2	-	2	4	0.67	
		6	KAPIAINEN Petri	2	-	1	3	0.67	
	3	10	PULLI Matti	1	3	6	10	0.33	
		8	MELANEN Lauri	1	2	-	3	0.33	
		12	VISTBACKA Aulis	1	-	1	2	0.33	
	6	11	VENAELAEINEN Olavi	-	-	3	3	0.00	
		1	PYNNOENEN Allan	-	-	1	1	0.00	
		2	HAENNINEN Keijo	-	-	-	-		
		3	HEINO Jari	-	-	-	-		
		4	LAINEN Jukka	-	-	-	-		
		7	TERVO Sami	-	-	-	-		
	Total Team				7	5	14	26	2.33

Scoring Servers		Rk	No	Name	Succ	Faults	Cont	Total	Avg
	1	9	TUOMINEN Veli-Matti	4	2	6	12	1.33	
	2	4	LAINEN Jukka	1	-	17	18	0.33	
		8	MELANEN Lauri	1	-	16	17	0.33	
		1	PYNNOENEN Allan	1	1	3	5	0.33	
	5	10	PULLI Matti	-	1	9	10	0.00	
		11	VENAELAEINEN Olavi	-	-	8	8	0.00	
		6	KAPIAINEN Petri	-	-	3	3	0.00	
		12	VISTBACKA Aulis	-	-	1	1	0.00	
		2	HAENNINEN Keijo	-	-	-	-		
		3	HEINO Jari	-	-	-	-		
		7	TERVO Sami	-	-	-	-		
	Total Team				7	4	63	74	2.33

Team	Opponent Errors & Team Faults	29	6
------	-------------------------------	----	---

Legend:									
Rk	Rank	Succ	Successes	Cont	Continues	Succ %	Success %	Avg	Average per set


Match No 18  
Start Time: 19:00


FIN vs AUS  
3 0

Spectators: 1600

Team	Sets	1	2	3	Total
FIN	3	25	25	25	75
AUS	0	9	12	9	30
	Minutes	15	17	15	47

## FIN - Finland

Non-Scoring Diggers		Rk	No	Name	Exc	Faults	Cont	Total	Avg
		1	11	VENAELAEINEN Olavi	9	1	2	12	3.00
		2	3	HEINO Jari	8	-	1	9	2.67
		3	8	MELANEN Lauri	7	1	2	10	2.33
		4	4	LAINNE Jukka	5	1	3	9	1.67
		5	6	KAPIAINEN Petri	4	-	1	5	1.33
		10		PULLI Matti	4	-	1	5	1.33
		7	1	PYNNOENEN Allan	3	-	3	6	1.00
		8	12	VISTBACKA Aulis	2	2	3	7	0.67
		9		TUOMINEN Veli-Matti	2	-	1	3	0.67
		2		HAENNINEN Keijo	-	-	-	-	-
	7		TERVO Sami	-	-	-	-	-	
Total Team					44	5	17	66	14.67

Non-Scoring Setters		Rk	No	Name	Exc	Faults	Cont	Total	Avg
		1	10	PULLI Matti	14	-	18	32	4.67
		2	4	LAINNE Jukka	6	-	5	11	2.00
		3	8	MELANEN Lauri	3	-	6	9	1.00
		4	11	VENAELAEINEN Olavi	1	-	4	5	0.33
		12		VISTBACKA Aulis	1	-	-	1	0.33
		6	9	TUOMINEN Veli-Matti	-	-	3	3	0.00
		3		HEINO Jari	-	-	2	2	0.00
		2		HAENNINEN Keijo	-	-	-	-	-
		6		KAPIAINEN Petri	-	-	-	-	-
		1		PYNNOENEN Allan	-	-	-	-	-
	7		TERVO Sami	-	-	-	-	-	
Total Team					25	-	38	63	8.33

Non-Scoring Receivers		Rk	No	Name	Exc	Faults	Cont	Total	Eff %
			3	HEINO Jari	5	-	1	6	
			11	VENAELAEINEN Olavi	5	-	-	5	
			9	TUOMINEN Veli-Matti	3	-	1	4	
			4	LAINNE Jukka	1	-	2	3	
			8	MELANEN Lauri	2	-	-	2	
			10	PULLI Matti	2	-	-	2	
			1	PYNNOENEN Allan	2	-	-	2	
			12	VISTBACKA Aulis	1	-	-	1	
			2	HAENNINEN Keijo	-	-	-	-	
			6	KAPIAINEN Petri	-	-	-	-	
		7	TERVO Sami	-	-	-	-		
Total Team					21	-	4	25	84.00

Limit

25.00%

Legend:

Rk Rank      Exc Excellent      Cont Continues      Eff % Efficiency %      Avg Average per set

Match No 18  
Start Time: 19:00


FIN vs AUS  
3 0


Spectators: 1600

Team	Sets	1	2	3	Total
FIN	3	25	25	25	75
AUS	0	9	12	9	30
	Minutes	15	17	15	47

## AUS - Australia

Scoring Attackers		Rk	No	Name	Succ	Faults	Cont	Total	Succ %
	1	7	ROWORTH Brett	6	5	6	17	35.29	
	2	8	SOBCZAK Greg	3	2	13	18	16.67	
		1	BRAY Edward	-	3	12	15		
		6	GAY Darren	1	2	6	9		
		2	LEE Albert	2	2	5	9		
		10	PYNE Glenn	1	1	3	5		
		11	NORTH Brant	-	-	2	2		
		4	PRICE Kevin	-	1	1	2		
		5	CROFT Paul	-	-	-	-		
		9	THOMPSON Bruce	-	-	-	-		
		3	WHITEMAN Mark	-	-	-	-		
	Limit 15.00%	Total Team			13	16	48	77	16.88

Scoring Blockers		Rk	No	Name	Succ	Faults	Cont	Total	Avg
	1	8	SOBCZAK Greg	2	6	5	13	0.67	
		7	ROWORTH Brett	2	3	7	12	0.67	
	3	6	GAY Darren	1	5	1	7	0.33	
		10	PYNE Glenn	1	1	3	5	0.33	
		1	BRAY Edward	1	1	2	4	0.33	
	6	2	LEE Albert	-	-	3	3	0.00	
		4	PRICE Kevin	-	-	1	1	0.00	
		5	CROFT Paul	-	-	-	-		
		11	NORTH Brant	-	-	-	-		
		9	THOMPSON Bruce	-	-	-	-		
		3	WHITEMAN Mark	-	-	-	-		
	Total Team			7	16	22	45	2.33	

Scoring Servers		Rk	No	Name	Succ	Faults	Cont	Total	Avg
	1	10	PYNE Glenn	-	-	8	8	0.00	
		8	SOBCZAK Greg	-	-	6	6	0.00	
		7	ROWORTH Brett	-	2	3	5	0.00	
		1	BRAY Edward	-	1	3	4	0.00	
		6	GAY Darren	-	1	3	4	0.00	
		2	LEE Albert	-	-	2	2	0.00	
		9	THOMPSON Bruce	-	-	1	1	0.00	
		3	WHITEMAN Mark	-	-	1	1	0.00	
		5	CROFT Paul	-	-	-	-		
		11	NORTH Brant	-	-	-	-		
		4	PRICE Kevin	-	-	-	-		
	Total Team			-	4	27	31	0.00	

Team	Opponent Errors & Team Faults	10	14

Legend:									
Rk	Rank	Succ	Successes	Cont	Continues	Succ %	Success %	Avg	Average per set


Match No 18  
Start Time: 19:00


FIN vs AUS  
3 0


Spectators: 1600

Team	Sets	1	2	3	Total
FIN	3	25	25	25	75
AUS	0	9	12	9	30
	Minutes	15	17	15	47

## AUS - Australia

Non-Scoring Diggers		Rk	No	Name	Exc	Faults	Cont	Total	Avg
	1	8	SOBCZAK Greg	1	6	8	15	0.33	
		6	GAY Darren	1	3	7	11	0.33	
		1	BRAY Edward	1	3	5	9	0.33	
		7	ROWORTH Brett	1	4	3	8	0.33	
	5	2	LEE Albert	-	-	4	4	0.00	
		11	NORTH Brant	-	1	1	2	0.00	
		10	PYNE Glenn	-	1	1	2	0.00	
		3	WHITEMAN Mark	-	-	1	1	0.00	
		5	CROFT Paul	-	-	-	-	-	
		4	PRICE Kevin	-	-	-	-	-	
		9	THOMPSON Bruce	-	-	-	-	-	
Total Team				4	18	30	52	1.33	

Non-Scoring Setters		Rk	No	Name	Exc	Faults	Cont	Total	Avg
	1	10	PYNE Glenn	2	1	10	13	0.67	
		8	SOBCZAK Greg	2	1	6	9	0.67	
	3	6	GAY Darren	1	-	9	10	0.33	
		7	ROWORTH Brett	1	1	8	10	0.33	
	5	1	BRAY Edward	-	-	5	5	0.00	
		2	LEE Albert	-	-	5	5	0.00	
		9	THOMPSON Bruce	-	1	3	4	0.00	
		5	CROFT Paul	-	-	-	-	-	
		11	NORTH Brant	-	-	-	-	-	
		4	PRICE Kevin	-	-	-	-	-	
		3	WHITEMAN Mark	-	-	-	-	-	
Total Team				6	4	46	56	2.00	

Non-Scoring Receivers		Rk	No	Name	Exc	Faults	Cont	Total	Eff %
	1	11	NORTH Brant	17	1	3	21	76.19	
		2	LEE Albert	10	1	2	13		
		1	BRAY Edward	6	-	1	7		
		7	ROWORTH Brett	6	-	-	6		
		8	SOBCZAK Greg	6	-	-	6		
		6	GAY Darren	4	-	1	5		
		9	THOMPSON Bruce	-	1	1	2		
		3	WHITEMAN Mark	2	-	-	2		
		5	CROFT Paul	-	-	-	-		
		4	PRICE Kevin	-	-	-	-		
		10	PYNE Glenn	-	-	-	-		
Total Team				51	3	8	62	77.42	

Limit

25.00%

Legend:

Rk Rank      Exc Excellent      Cont Continues      Eff % Efficiency %      Avg Average per set

PRNVS000000B7.00076A 00102220:28V030



Preliminaries A				Points per Set					Total Points	Minutes	Spectators
Match	Date	Teams	Sets	1	2	3	4	5			
1	20 Oct 2000	IRI vs NED	3-0	25-19	25-22	25-10			75-51	57	3255
3	20 Oct 2000	USA vs HUN	0-3	16-25	6-25	8-25			30-75	48	1260
5	20 Oct 2000	GER vs JPN	3-0	25-10	25-17	25-14			75-41	55	402
8	21 Oct 2000	IRI vs USA	3-0	25-6	25-16	25-9			75-31	49	1855
10	21 Oct 2000	GER vs NED	3-0	25-14	25-19	25-21			75-54	63	1355
12	21 Oct 2000	JPN vs HUN	0-3	16-25	14-25	25-27			55-77	65	1235

Latest Matches				Points per Set					Total Points	Minutes	Spectators
Match	Date	Teams	Sets	1	2	3	4	5			
13	22 Oct 2000	IRI vs GER	3-0	25-20	25-18	25-18			75-56	62	2355
15	22 Oct 2000	JPN vs USA	3-0	25-15	25-14	25-16			75-45	57	2325
17	22 Oct 2000	HUN vs NED	0-3	21-25	22-25	23-25			66-75	66	1025

Preliminaries B				Points per Set					Total Points	Minutes	Spectators
Match	Date	Teams	Sets	1	2	3	4	5			
2	20 Oct 2000	LBA vs AUS	3-2	25-18	23-25	22-25	25-19	15-12	110-99	112	2520
4	20 Oct 2000	EGY vs KOR	3-0	25-18	25-9	25-14			75-41	53	2113
6	20 Oct 2000	BIH vs FIN	3-1	25-18	25-22	21-25	25-14		96-79	77	900
7	21 Oct 2000	EGY vs LBA	3-0	25-9	25-12	25-9			75-30	48	1125
9	21 Oct 2000	BIH vs AUS	3-0	25-6	25-7	25-17			75-30	49	2475
11	21 Oct 2000	FIN vs KOR	3-0	25-16	25-14	25-17			75-47	49	1035

Latest Matches				Points per Set					Total Points	Minutes	Spectators
Match	Date	Teams	Sets	1	2	3	4	5			
14	22 Oct 2000	KOR vs LBA	3-1	25-16	18-25	25-14	25-17		93-72	83	2235
16	22 Oct 2000	BIH vs EGY	0-3	20-25	21-25	22-25			63-75	69	1540
18	22 Oct 2000	FIN vs AUS	3-0	25-9	25-12	25-9			75-30	47	1600

Preliminaries A											
Rank	NPC Code	Matches				Sets			Points		
		Pts	Total	Won	Lost	Won	Lost	Ratio	Won	Lost	Ratio
1	IRI	6	3	3	0	9	0	Max	225	138	1.63
2	HUN	5	3	2	1	6	3	2.00	218	160	1.36
3	GER	5	3	2	1	6	3	2.00	206	170	1.21
4	JPN	4	3	1	2	3	6	0.50	171	197	0.87
5	NED	4	3	1	2	3	6	0.50	180	216	0.83
6	USA	3	3	0	3	0	9	0.00	106	225	0.47

Preliminaries B											
Rank	NPC Code	Matches				Sets			Points		
		Pts	Total	Won	Lost	Won	Lost	Ratio	Won	Lost	Ratio
1	EGY	6	3	3	0	9	0	Max	225	134	1.68
2	FIN	5	3	2	1	7	3	2.33	229	173	1.32
3	BIH	5	3	2	1	6	4	1.50	234	184	1.27
4	LBA	4	3	1	2	4	8	0.50	212	267	0.79
5	KOR	4	3	1	2	3	7	0.43	181	222	0.82
6	AUS	3	3	0	3	2	9	0.22	159	260	0.61


Legend:  
Pts Standings Points


PRNVS000000B8.00084A 00102220:30V020



## FIN · Finland

After 3 Matches

Scoring Attackers	No	Name	MP	SP	Succ	Faults	Cont	Total	Succ %
		1	PYNNOENEN Allan	3	10	6	-	5	11
	2	HAENNINEN Keijo	3	10	1	-	6	7	14.29
	3	HEINO Jari	3	10	-	-	-	-	0.00
	4	LAINEN Jukka	3	10	7	4	14	25	28.00
	6	KAPIAINEN Petri	3	10	11	10	17	38	28.95
	7	TERVO Sami	3	10	-	-	1	1	0.00
	8	MELANEN Lauri	3	10	29	11	22	62	46.77
	9	TUOMINEN Veli-Matti	3	10	11	2	14	27	40.74
	10	PULLI Matti	3	10	11	4	33	48	22.92
	11	VENAELAEINEN Olavi	3	10	16	8	23	47	34.04
	12	VISTBACKA Aulis	3	10	8	4	19	31	25.81
	Team Totals		3	10	100	43	154	297	33.67

Scoring Blockers	No	Name	MP	SP	Succ	Faults	Cont	Total	Avg
		1	PYNNOENEN Allan	3	10	1	1	1	3
	2	HAENNINEN Keijo	3	10	-	3	1	4	0.00
	3	HEINO Jari	3	10	-	-	-	-	0.00
	4	LAINEN Jukka	3	10	3	6	7	16	0.30
	6	KAPIAINEN Petri	3	10	4	1	7	12	0.40
	7	TERVO Sami	3	10	-	2	-	2	0.00
	8	MELANEN Lauri	3	10	2	4	3	9	0.20
	9	TUOMINEN Veli-Matti	3	10	2	2	5	9	0.20
	10	PULLI Matti	3	10	4	6	13	23	0.40
	11	VENAELAEINEN Olavi	3	10	1	4	10	15	0.10
	12	VISTBACKA Aulis	3	10	3	3	4	10	0.30
	Team Totals		3	10	20	32	51	103	2.00

Scoring Servers	No	Name	MP	SP	Succ	Faults	Cont	Total	Avg
		1	PYNNOENEN Allan	3	10	1	2	4	7
	2	HAENNINEN Keijo	3	10	-	-	4	4	0.00
	3	HEINO Jari	3	10	-	-	-	-	0.00
	4	LAINEN Jukka	3	10	2	1	41	44	0.20
	6	KAPIAINEN Petri	3	10	1	1	18	20	0.10
	7	TERVO Sami	3	10	-	-	-	-	0.00
	8	MELANEN Lauri	3	10	4	1	30	35	0.40
	9	TUOMINEN Veli-Matti	3	10	5	5	26	36	0.50
	10	PULLI Matti	3	10	-	2	35	37	0.00
	11	VENAELAEINEN Olavi	3	10	-	3	23	26	0.00
	12	VISTBACKA Aulis	3	10	1	-	18	19	0.10
	Team Totals		3	10	14	15	199	228	1.40

Team	Opponent Errors & Team Faults	95	39
------	-------------------------------	----	----


Legend:


Succ	Successes	Cont	Continues	Succ %	Success %	Avg	Average per set	MP	Matches Played
SP	Team Sets Played								




## FIN · Finland

After 3 Matches

Non-Scoring Diggers	No	Name	MP	SP	Exc	Faults	Cont	Total	Avg
	1	PYNNOENEN Allan	3	10	11	-	4	15	1.10
	2	HAENNINEN Keijo	3	10	2	1	3	6	0.20
	3	HEINO Jari	3	10	13	3	2	18	1.30
	4	LAINE Jukka	3	10	14	4	6	24	1.40
	6	KAPIAINEN Petri	3	10	5	1	4	10	0.50
	7	TERVO Sami	3	10	-	-	-	-	0.00
	8	MELANEN Lauri	3	10	12	2	4	18	1.20
	9	TUOMINEN Veli-Matti	3	10	6	6	8	20	0.60
	10	PULLI Matti	3	10	16	4	5	25	1.60
	11	VENAELAEINEN Olavi	3	10	27	6	10	43	2.70
	12	VISTBACKA Aulis	3	10	5	8	6	19	0.50
	Team Totals			3	10	111	35	52	198

Non-Scoring Setters	No	Name	MP	SP	Exc	Faults	Cont	Total	Avg
	1	PYNNOENEN Allan	3	10	1	-	2	3	0.10
	2	HAENNINEN Keijo	3	10	-	-	1	1	0.00
	3	HEINO Jari	3	10	-	-	2	2	0.00
	4	LAINE Jukka	3	10	23	2	47	72	2.30
	6	KAPIAINEN Petri	3	10	3	-	7	10	0.30
	7	TERVO Sami	3	10	1	-	-	1	0.10
	8	MELANEN Lauri	3	10	6	-	13	19	0.60
	9	TUOMINEN Veli-Matti	3	10	-	-	7	7	0.00
	10	PULLI Matti	3	10	34	1	57	92	3.40
	11	VENAELAEINEN Olavi	3	10	8	-	18	26	0.80
	12	VISTBACKA Aulis	3	10	2	-	1	3	0.20
	Team Totals			3	10	78	3	155	236

Non-Scoring Receivers	No	Name	MP	SP	Exc	Faults	Cont	Total	Eff %
	1	PYNNOENEN Allan	3	10	11	1	1	13	76.92
	2	HAENNINEN Keijo	3	10	4	-	-	4	100.0
	3	HEINO Jari	3	10	11	-	2	13	84.62
	4	LAINE Jukka	3	10	16	1	4	21	71.43
	6	KAPIAINEN Petri	3	10	6	-	1	7	85.71
	7	TERVO Sami	3	10	-	-	-	-	0.00
	8	MELANEN Lauri	3	10	12	-	-	12	100.0
	9	TUOMINEN Veli-Matti	3	10	16	1	2	19	78.95
	10	PULLI Matti	3	10	12	1	1	14	78.57
	11	VENAELAEINEN Olavi	3	10	27	1	-	28	92.86
	12	VISTBACKA Aulis	3	10	13	1	1	15	80.00
	Team Totals			3	10	128	6	12	146

Legend:


Exc	Excellent	Cont	Continues	Eff %	Efficiency %	Avg	Average per set	MP	Matches Played
SP	Team Sets Played								


PRNVS000000B9.00084A 00102220:31V020




# AUS · Australia

After 3 Matches

Scoring Attackers	No	Name	MP	SP	Succ	Faults	Cont	Total	Succ %
		1	BRAY Edward	3	11	6	8	38	52
	2	LEE Albert	3	11	5	9	19	33	15.15
	3	WHITEMAN Mark	3	11	1	-	2	3	33.33
	4	PRICE Kevin	3	11	5	5	16	26	19.23
	5	CROFT Paul	3	11	-	-	1	1	0.00
	6	GAY Darren	3	11	6	6	24	36	16.67
	7	ROWORTH Brett	3	11	21	13	26	60	35.00
	8	SOBCZAK Greg	3	11	11	6	34	51	21.57
	9	THOMPSON Bruce	3	11	-	-	-	-	0.00
	10	PYNE Glenn	3	11	2	2	8	12	16.67
	11	NORTH Brant	3	11	-	-	3	3	0.00
	Team Totals		3	11	57	49	171	277	20.58

Scoring Blockers	No	Name	MP	SP	Succ	Faults	Cont	Total	Avg
		1	BRAY Edward	3	11	5	6	6	17
	2	LEE Albert	3	11	4	4	12	20	0.36
	3	WHITEMAN Mark	3	11	-	-	-	-	0.00
	4	PRICE Kevin	3	11	2	1	8	11	0.18
	5	CROFT Paul	3	11	-	-	-	-	0.00
	6	GAY Darren	3	11	3	9	3	15	0.27
	7	ROWORTH Brett	3	11	8	6	9	23	0.73
	8	SOBCZAK Greg	3	11	7	14	11	32	0.64
	9	THOMPSON Bruce	3	11	-	-	-	-	0.00
	10	PYNE Glenn	3	11	1	4	3	8	0.09
	11	NORTH Brant	3	11	-	-	-	-	0.00
	Team Totals		3	11	30	44	52	126	2.73

Scoring Servers	No	Name	MP	SP	Succ	Faults	Cont	Total	Avg
		1	BRAY Edward	3	11	-	5	18	23
	2	LEE Albert	3	11	2	1	22	25	0.18
	3	WHITEMAN Mark	3	11	-	1	7	8	0.00
	4	PRICE Kevin	3	11	2	4	9	15	0.18
	5	CROFT Paul	3	11	-	-	-	-	0.00
	6	GAY Darren	3	11	-	5	19	24	0.00
	7	ROWORTH Brett	3	11	1	6	20	27	0.09
	8	SOBCZAK Greg	3	11	-	7	11	18	0.00
	9	THOMPSON Bruce	3	11	-	2	2	4	0.00
	10	PYNE Glenn	3	11	-	3	14	17	0.00
	11	NORTH Brant	3	11	-	-	-	-	0.00
	Team Totals		3	11	5	34	122	161	0.45


Team	Opponent Errors & Team Faults	67	41
------	-------------------------------	----	----


Legend:


Succ	Successes	Cont	Continues	Succ %	Success %	Avg	Average per set	MP	Matches Played
SP	Team Sets Played								

# AUS · Australia

After 3 Matches

Non-Scoring Diggers		No	Name	MP	SP	Exc	Faults	Cont	Total	Avg
		1	BRAY Edward	3	11	5	10	15	30	0.45
		2	LEE Albert	3	11	6	5	10	21	0.55
		3	WHITEMAN Mark	3	11	9	2	4	15	0.82
		4	PRICE Kevin	3	11	1	2	1	4	0.09
		5	CROFT Paul	3	11	-	-	-	-	0.00
		6	GAY Darren	3	11	8	10	22	40	0.73
		7	ROWORTH Brett	3	11	17	19	15	51	1.55
		8	SOBCZAK Greg	3	11	8	13	18	39	0.73
		9	THOMPSON Bruce	3	11	1	3	1	5	0.09
		10	PYNE Glenn	3	11	-	1	3	4	0.00
		11	NORTH Brant	3	11	9	3	3	15	0.82
Team Totals				3	11	64	68	92	224	5.82

Non-Scoring Setters		No	Name	MP	SP	Exc	Faults	Cont	Total	Avg
		1	BRAY Edward	3	11	5	-	16	21	0.45
		2	LEE Albert	3	11	3	1	37	41	0.27
		3	WHITEMAN Mark	3	11	-	-	-	-	0.00
		4	PRICE Kevin	3	11	2	-	11	13	0.18
		5	CROFT Paul	3	11	-	-	-	-	0.00
		6	GAY Darren	3	11	7	1	29	37	0.64
		7	ROWORTH Brett	3	11	4	1	24	29	0.36
		8	SOBCZAK Greg	3	11	6	2	20	28	0.55
		9	THOMPSON Bruce	3	11	1	1	4	6	0.09
		10	PYNE Glenn	3	11	5	1	20	26	0.45
		11	NORTH Brant	3	11	-	-	1	1	0.00
Team Totals				3	11	33	7	162	202	3.00


Non-Scoring Receivers		No	Name	MP	SP	Exc	Faults	Cont	Total	Eff %
		1	BRAY Edward	3	11	20	2	6	28	64.29
		2	LEE Albert	3	11	19	4	7	30	50.00
		3	WHITEMAN Mark	3	11	5	-	4	9	55.56
		4	PRICE Kevin	3	11	-	-	-	-	0.00
		5	CROFT Paul	3	11	-	-	-	-	0.00
		6	GAY Darren	3	11	12	2	6	20	50.00
		7	ROWORTH Brett	3	11	23	2	12	37	56.76
		8	SOBCZAK Greg	3	11	25	3	5	33	66.67
		9	THOMPSON Bruce	3	11	1	2	3	6	-16.7
		10	PYNE Glenn	3	11	-	-	-	-	0.00
		11	NORTH Brant	3	11	38	2	8	48	75.00
Team Totals				3	11	143	17	51	211	59.72


Legend:


Exc	Excellent	Cont	Continues	Eff %	Efficiency %	Avg	Average per set	MP	Matches Played
SP	Team Sets Played								

PRNVS000000BA.00085A 00102220:32V030




Scoring Attackers		Rk	Name	NPC	MP	SP	Succ	Faults	Cont	Total	Succ %
	1	Hungary	HUN	3	9	90	37	114	241	37.34	
	2	Egypt	EGY	3	9	93	38	135	266	34.96	
	3	Netherlands	NED	3	9	94	46	129	269	34.94	
	4	Islamic Republic of Iran	IRI	3	9	83	34	128	245	33.88	
	5	Finland	FIN	3	10	100	43	154	297	33.67	
	6	Bosnia & Herzegovina	BIH	3	10	114	65	170	349	32.66	
	7	Germany	GER	3	9	89	49	154	292	30.48	
	8	Korea	KOR	3	10	80	61	170	311	25.72	
	9	Japan	JPN	3	9	65	68	140	273	23.81	
	10	Libyan Arab Jamahiriya	LBA	3	12	55	52	152	259	21.24	
	11	Australia	AUS	3	11	57	49	171	277	20.58	
	12	United States of America	USA	3	9	32	58	85	175	18.29	
Total Tournament					18	58	952	600	1702	3254	29.26


Scoring Blockers		Rk	Name	NPC	MP	SP	Succ	Faults	Cont	Total	Avg
	1	Hungary	HUN	3	9	34	38	79	151	3.78	
	2	Islamic Republic of Iran	IRI	3	9	30	42	67	139	3.33	
	3	Netherlands	NED	3	9	26	65	74	165	2.89	
	4	Germany	GER	3	9	25	37	97	159	2.78	
	5	Australia	AUS	3	11	30	44	52	126	2.73	
	6	Egypt	EGY	3	9	22	37	61	120	2.44	
	7	Bosnia & Herzegovina	BIH	3	10	24	57	75	156	2.40	
	8	Korea	KOR	3	10	20	53	47	120	2.00	
		Finland	FIN	3	10	20	32	51	103	2.00	
	10	United States of America	USA	3	9	17	47	48	112	1.89	
	11	Japan	JPN	3	9	11	23	45	79	1.22	
	12	Libyan Arab Jamahiriya	LBA	3	12	14	30	59	103	1.17	
Total Tournament					18	58	273	505	755	1533	4.71


Scoring Servers		Rk	Name	NPC	MP	SP	Succ	Faults	Cont	Total	Avg
	1	Islamic Republic of Iran	IRI	3	9	29	7	184	220	3.22	
	2	Bosnia & Herzegovina	BIH	3	10	23	13	194	230	2.30	
	3	Hungary	HUN	3	9	19	20	178	217	2.11	
	4	Egypt	EGY	3	9	15	7	198	220	1.67	
	5	Finland	FIN	3	10	14	15	199	228	1.40	
	6	Libyan Arab Jamahiriya	LBA	3	12	15	15	183	213	1.25	
	7	Germany	GER	3	9	11	22	171	204	1.22	
		Japan	JPN	3	9	11	18	144	173	1.22	
	9	Korea	KOR	3	10	12	17	153	182	1.20	
	10	United States of America	USA	3	9	7	25	77	109	0.78	
	11	Australia	AUS	3	11	5	34	122	161	0.45	
	12	Netherlands	NED	3	9	4	14	162	180	0.44	
Total Tournament					18	58	165	207	1965	2337	2.84

Legend:		Rk	Rank	Succ	Successes	Cont	Continues	Succ %	Success %	Avg	Average per set
MP	Matches Played	SP	Sets Played								



Non-Scoring Diggers		Rk	Name	NPC	MP	SP	Exc	Faults	Cont	Total	Avg
	1	Bosnia & Herzegovina	BIH	3	10	136	25	42	203	13.60	
	2	Egypt	EGY	3	9	107	19	76	202	11.89	
	3	Finland	FIN	3	10	111	35	52	198	11.10	
	4	Islamic Republic of Iran	IRI	3	9	90	31	54	175	10.00	
	5	Korea	KOR	3	10	97	44	83	224	9.70	
	6	Germany	GER	3	9	84	38	68	190	9.33	
	7	Japan	JPN	3	9	79	45	51	175	8.78	
	8	Hungary	HUN	3	9	54	34	94	182	6.00	
	9	Australia	AUS	3	11	64	68	92	224	5.82	
	10	Netherlands	NED	3	9	46	44	109	199	5.11	
	11	Libyan Arab Jamahiriya	LBA	3	12	44	79	188	311	3.67	
	12	United States of America	USA	3	9	25	42	68	135	2.78	
Total Tournament					18	58	937	504	977	2418	16.16

Non-Scoring Setters		Rk	Name	NPC	MP	SP	Exc	Faults	Cont	Total	Avg
	1	Germany	GER	3	9	81	3	174	258	9.00	
	2	Bosnia & Herzegovina	BIH	3	10	86	2	184	272	8.60	
	3	Netherlands	NED	3	9	77	3	153	233	8.56	
	4	Egypt	EGY	3	9	72	8	137	217	8.00	
	5	Hungary	HUN	3	9	72	3	121	196	8.00	
	6	Finland	FIN	3	10	78	3	155	236	7.80	
	7	Islamic Republic of Iran	IRI	3	9	61	2	134	197	6.78	
	8	Japan	JPN	3	9	58	3	190	251	6.44	
	9	Korea	KOR	3	10	55	6	175	236	5.50	
	10	Australia	AUS	3	11	33	7	162	202	3.00	
	11	Libyan Arab Jamahiriya	LBA	3	12	29	12	159	200	2.42	
	12	United States of America	USA	3	9	21	6	117	144	2.33	
Total Tournament					18	58	723	58	1861	2642	12.47

Non-Scoring Receivers		Rk	Name	NPC	MP	SP	Exc	Faults	Cont	Total	Eff %
	1	Finland	FIN	3	10	128	6	12	146	83.56	
	2	Egypt	EGY	3	9	94	4	15	113	79.65	
	3	Bosnia & Herzegovina	BIH	3	10	136	5	24	165	79.39	
	4	Netherlands	NED	3	9	140	12	17	169	75.74	
	5	Islamic Republic of Iran	IRI	3	9	88	2	24	114	75.44	
	6	Germany	GER	3	9	117	5	30	152	73.68	
	7	Japan	JPN	3	9	127	13	22	162	70.37	
	8	Hungary	HUN	3	9	99	8	23	130	70.00	
	9	Australia	AUS	3	11	143	17	51	211	59.72	
	10	Libyan Arab Jamahiriya	LBA	3	12	130	20	56	206	53.40	
	11	United States of America	USA	3	9	98	23	59	180	41.67	
	12	Korea	KOR	3	10	76	13	104	193	32.64	
Total Tournament					18	58	1376	128	437	1941	64.30

Legend:										
Rk	Rank	Exc	Excellent	Cont	Continues	Eff %	Efficiency %	Avg	Average per set	
MP	Matches Played	SP	Sets Played							

PRNVS000000BB.00085B 00102220:33V030






### BEST SCORERS


Rk	No	Name	NPC	%	MP	SP	Attack	Block	Serve	Total
1	14	MANYAK Attila	HUN	28.0	3	9	34	2	4	40
2	9	SCHRAPP Juergen	GER	29.6	3	9	27	5	5	37
3	8	MELANEN Lauri	FIN	26.1	3	10	29	2	4	35
4	7	MAHMIC Zikret	BIH	21.1	3	10	25	3	6	34
5	8	TANAKA Koji	JPN	37.9	3	9	29	3	1	33
6	1	ELSHAWIKH Hesham	EGY	23.8	3	9	21	5	5	31
7	7	ROWORTH Brett	AUS	32.6	3	11	21	8	1	30
8	8	KIM Sung-Hoon	KOR	25.9	3	10	20	8	1	29
9	1	GODINJAK Ismet	BIH	17.4	3	10	25	2	1	28
10	15	MAKAROVSZKI Sandor	HUN	18.9	3	9	14	11	2	27
11	8	MIMBERG Dirk	GER	20.8	3	9	24	2	0	26
	12	BEHRVAN Hojat	IRI	18.3	3	9	15	7	4	26
13	2	MANKO Adnan	BIH	15.5	3	10	15	8	2	25
14	12	ABD ELYAZID Mohamed	EGY	18.5	3	9	14	6	4	24
15	3	AALDERS Henk	NED	18.5	3	9	22	1	0	23
	1	TOP Pieter	NED	18.5	3	9	17	6	0	23
17	3	HASSAN Yasser	EGY	16.2	3	9	16	1	4	21
	5	MEDIC Asim	BIH	13.0	3	10	11	7	3	21
	5	SOLEIMANI Majid	IRI	14.8	3	9	10	6	5	21
20	9	HUSSEIN Mohamed	EGY	15.4	3	9	18	2	0	20
	12	BARSCHE Steffen	GER	16.0	3	9	14	4	2	20
	6	KANG Duck-Chan	KOR	17.9	3	10	13	3	4	20
	12	VERSTAPPEN Johan	NED	16.1	3	9	12	7	1	20
24	8	TIMMERMAN Edwin	NED	14.5	3	9	14	4	0	18
	7	DURGE Ron	NED	14.5	3	9	14	1	3	18
	8	SOBCZAK Greg	AUS	19.6	3	11	11	7	0	18
	10	HASSAN Adel	EGY	13.8	3	9	11	6	1	18
	9	TUOMINEN Veli-Matti	FIN	13.4	3	10	11	2	5	18
29	11	VENAELAEINEN Olavi	FIN	12.7	3	10	16	1	0	17
	3	PARK Hyun-Dong	KOR	15.2	3	10	13	3	1	17
	6	KEKECS Miklos	HUN	11.9	3	9	11	4	2	17
	11	DELALIC Sabahudin	BIH	10.6	3	10	11	1	5	17
	8	STIRCZER Jozsef	HUN	11.9	3	9	9	5	3	17
34	1	KATO Masahiko	JPN	18.4	3	9	12	2	2	16
	6	KAPIAINEN Petri	FIN	11.9	3	10	11	4	1	16
	10	FIROUZI Parviz	IRI	11.3	3	9	10	5	1	16
<b>Total Tournament</b>					18	58	952	273	165	1390


NOTE: 40 players are listed; except where ties would extend the list beyond 40 in which case the tied players are not listed.

Legend:							
Rk	Rank	%	% of points won by all players in team	MP	Matches Played	SP	Team Sets Played




Scoring Attackers		Rk	No	Name	NPC	MP	SP	Succ	Faults	Cont	Total	Succ %
	1	1	ELSHAWIKH Hesham	EGY	3	9	21	3	19	43	48.84	
	2	8	MELANEN Lauri	FIN	3	10	29	11	22	62	46.77	
	3	14	MANYAK Attila	HUN	3	9	34	12	27	73	46.58	
	4	1	GODINJAK Ismet	BIH	3	10	25	9	26	60	41.67	
	5	9	SCHRAPP Juergen	GER	3	9	27	5	34	66	40.91	
	6	7	MAHMIC Zikret	BIH	3	10	25	15	24	64	39.06	
	7	12	BEHRVAN Hojat	IRI	3	9	15	6	20	41	36.59	
	8	8	TANAKA Koji	JPN	3	9	29	24	29	82	35.37	
	9	7	ROWORTH Brett	AUS	3	11	21	13	26	60	35.00	
	10	3	AALDERS Henk	NED	3	9	22	8	34	64	34.38	
Limit Percentage 15.00%				Total Tournament		18	58	952	600	1702	3254	29.26


Scoring Blockers		Rk	No	Name	NPC	MP	SP	Succ	Faults	Cont	Total	Avg
	1	15	MAKAROVSZKI Sandor	HUN	3	9	11	13	18	42	1.22	
	2	2	MANKO Adnan	BIH	3	10	8	12	19	39	0.80	
	8		KIM Sung-Hoon	KOR	3	10	8	12	10	30	0.80	
	4	4	OONK Alfred	NED	3	9	7	16	13	36	0.78	
	12		BEHRVAN Hojat	IRI	3	9	7	6	9	22	0.78	
	12		VERSTAPPEN Johan	NED	3	9	7	9	6	22	0.78	
	7	7	ROWORTH Brett	AUS	3	11	8	6	9	23	0.73	
	8	5	MEDIC Asim	BIH	3	10	7	14	7	28	0.70	
				Total Tournament		18	58	273	505	755	1533	4.71


Scoring Servers		Rk	No	Name	NPC	MP	SP	Succ	Faults	Cont	Total	Avg
	1	2	RAHIMI Mohammadreza	IRI	3	9	6	-	20	26	0.67	
	2	7	MAHMIC Zikret	BIH	3	10	6	5	21	32	0.60	
	3	1	ELSHAWIKH Hesham	EGY	3	9	5	3	43	51	0.56	
	7		DOMOKOS Andras	HUN	3	9	5	2	30	37	0.56	
	9		SCHRAPP Juergen	GER	3	9	5	4	28	37	0.56	
	5		SOLEIMANI Majid	IRI	3	9	5	1	26	32	0.56	
	9		ZIRAH Ilsa	IRI	3	9	5	-	9	14	0.56	
	8	11	DELALIC Sabahudin	BIH	3	10	5	1	54	60	0.50	
	9		TUOMINEN Veli-Matti	FIN	3	10	5	5	26	36	0.50	
				Total Tournament		18	58	165	207	1965	2337	2.84

NOTE: 10 players are listed per skill; except where ties would extend the list beyond 10 in which case the tied players are not listed.

Legend:		Succ	Cont	Succ %	Avg
Rk	Rank	Successes	Continues	Success %	Average per set
MP	Matches Played	SP	Team Sets Played		

Non-Scoring Diggers		Rk	No	Name	NPC	MP	SP	Exc	Faults	Cont	Total	Avg
	1	8	TANAKA Koji	JPN	3	9	28	2	2	32	3.11	
	2	12	ABD ELYAZID Mohamed	EGY	3	9	27	5	7	39	3.00	
	3	9	SALKIC Nedzad	BIH	3	10	29	3	5	37	2.90	
	4	11	VENAELAEINEN Olavi	FIN	3	10	27	6	10	43	2.70	
	5	5	KIM Bong-Ju	KOR	3	10	25	11	13	49	2.50	
	2	MANKO Adnan	BIH	3	10	25	5	7	37	2.50		
	7	3	HASSAN Yasser	EGY	3	9	21	3	15	39	2.33	
	9	SCHRAPP Juergen	GER	3	9	21	6	11	38	2.33		
	9	5	MEDIC Asim	BIH	3	10	23	3	10	36	2.30	
	10	1	YOON Chul-Ho	KOR	3	10	20	6	21	47	2.00	
Total Tournament						18	58	937	504	977	2418	16.16

Non-Scoring Setters		Rk	No	Name	NPC	MP	SP	Exc	Faults	Cont	Total	Avg
	1	6	SOICKE Siegmund	GER	3	9	49	1	64	114	5.44	
	2	4	OONK Alfred	NED	3	9	48	1	77	126	5.33	
	3	11	DELALIC Sabahudin	BIH	3	10	42	-	85	127	4.20	
	4	7	DOMOKOS Andras	HUN	3	9	36	3	34	73	4.00	
	5	10	PULLI Matti	FIN	3	10	34	1	57	92	3.40	
	6	3	HASSAN Yasser	EGY	3	9	28	-	55	83	3.11	
	7	5	TAKEDA Yoshihito	JPN	3	9	27	-	81	108	3.00	
	8	2	MANKO Adnan	BIH	3	10	28	2	55	85	2.80	
	9	5	EL BAHAHEY Taher	EGY	3	9	25	5	39	69	2.78	
Total Tournament						18	58	723	58	1861	2642	12.47

Non-Scoring Receivers		Rk	No	Name	NPC	MP	SP	Exc	Faults	Cont	Total	Eff %
	1	5	VENDERBOSCH Andre	NED	3	9	58	3	8	69	79.71	
	2	9	KOVACS Laszlo	HUN	3	9	44	5	9	58	67.24	
	3	5	KIM Bong-Ju	KOR	3	10	25	3	30	58	37.93	
	11	NORTH Brant	AUS	3	11	38	2	8	48			
	1	YOON Chul-Ho	KOR	3	10	21	-	20	41			
	10	ABUSETIN Mustafa	LBA	3	12	25	4	11	40			
	7	ROWORTH Brett	AUS	3	11	23	2	12	37			
	3	RENGER Thomas	GER	3	9	26	2	8	36			
	9	ABDELGADER SALEH Saleh Ibrahim	LBA	3	12	23	2	10	35			
	1	KATO Masahiko	JPN	3	9	24	5	6	35			
Total Tournament						18	58	1376	128	437	1941	64.30
Limit Percentage 25.00%												

NOTE: 10 players are listed per skill; except where ties would extend the list beyond 10 in which case the tied players are not listed.

Legend:											
Rk	Rank	Exc	Excellent	Cont	Continues	Eff %	Efficiency %	Avg	Average per set		
MP	Matches Played		SP	Team Sets Played							

PRNVS000000BC.00058 00102220:52V010

Time	Match	Phase	Team	Officials
10:30	19	Preliminaries B	Korea vs Bosnia & Herzegovina	KOR BIH <b>Referees</b> FISCHER Ute Maria (GER) ANDERSSON Mats (SWE) <b>Control Committee</b> KLIEN Frits (NED) BROUWERS Gerard (NED) <b>Scorers</b> BYRNES John (AUS) LONGLEY Kathryn (AUS) <b>Linejudges</b> TWEEDIE Catriona (AUS) WILSON Elizabeth (USA) PATERSON Scott (AUS) NGUYEN Phong (AUS)
12:00	20	Preliminaries A	Hungary vs Germany	HUN GER <b>Referees</b> SOLVANG Jan Otto (NOR) CHIRCHOV Stepan (RUS) <b>Control Committee</b> KLIEN Frits (NED) BROUWERS Gerard (NED) <b>Scorers</b> GILLETE Jacob (USA) MEULENKAMP Martijn (NED) <b>Linejudges</b> WARR Susan (AUS) SCHULBERGS Marika (AUS) ALKSNIS Ritvars (LAT) YOE Dee (USA)
13:30	21	Preliminaries B	Finland vs Libyan Arab Jamahiriya	FIN LBA <b>Referees</b> PLESNIK Janko (SLO) TORABIALAMOUTI K. (IRI) <b>Control Committee</b> SAVELKOUL Gene (NED) SOLVANG Jan Otto (NOR) <b>Scorers</b> LENTIN Kevin (AUS) BYRNES John (AUS) <b>Linejudges</b> PATERSON Scott (AUS) NEAL Brian (AUS) BOLT Donald (AUS) THINNES Roger (USA)
16:00	22	Preliminaries A	Netherlands vs United States of America	NED USA <b>Referees</b> HELAC Senad (BIH) LOGAN Colin (AUS) <b>Control Committee</b> SAVELKOUL Gene (NED) SOLVANG Jan Otto (NOR) <b>Scorers</b> McINTYRE Leisa (USA) MEULENKAMP Martijn (NED) <b>Linejudges</b> CLARK Lynne (AUS) HUGHES Paul (USA) NGUYEN Phong (AUS) TWEEDIE Catriona (AUS)
17:30	23	Preliminaries B	Australia vs Egypt	AUS EGY <b>Referees</b> KARADI Gabor (HUN) KHOEINI Hossein (IRI) <b>Control Committee</b> MULLER Phil (AUS) ROSENTHAL Radu (ISR) <b>Scorers</b> ALKSNIS Ritvars (LAT) LENTIN Kevin (AUS) <b>Linejudges</b> BOLT Donald (AUS) THINNES Roger (USA) WILSON Elizabeth (USA) GILLETE Jacob (USA)
19:00	24	Preliminaries A	Islamic Republic of Iran vs Japan	IRI JPN <b>Referees</b> GIUGNI Stephen (AUS) TORABIALAMOUTI K. (IRI) <b>Control Committee</b> SCHONSTEINER Jurgen (GER) ROSENTHAL Radu (ISR) <b>Scorers</b> CLARK Lynne (AUS) NEAL Brian (AUS) <b>Linejudges</b> McINTYRE Leisa (USA) YOE Dee (USA) HUGHES Paul (USA) WARR Susan (AUS)

Volleyball - Sitting

Volleyball - Sitting

Volleyball - Sitting

Volleyball - Sitting

Volleyball - Sitting

Volleyball - Sitting

PRNVS000000BD.00051 00102308:29V010

Match No: 19  
Start Time: 10:30

**KOR vs BIH**

**First Referee:** FISCHER Ute Maria (GER)

**Second Referee:** ANDERSSON Mats (SWE)

### Korea (KOR)

No.	Name	Medical Class	Date of Birth	Tournament Totals				
				Attack	Block	Serve	Total	%
1	YOON Chul-Ho	E	21 APR 1967	9	1	4	14	12.50
2	PARK Woo-Sung (C)	E	10 JUL 1963	0	0	0	0	0.00
3	PARK Hyun-Dong	E	22 APR 1969	13	3	1	17	15.18
4	LEE Jun-Hmm	E	28 NOV 1969	0	0	0	0	0.00
5	KIM Bong-Ju (L)	E	22 OCT 1973	0	0	0	0	0.00
6	KANG Duck-Chan	E	12 AUG 1967	13	3	4	20	17.86
7	JEON Seon-Ju	E	16 JUN 1968	11	3	0	14	12.50
8	KIM Sung-Hoon	E	6 OCT 1975	20	8	1	29	25.89
9	SEO Gu-Hwaun	E	26 DEC 1967	4	1	1	6	5.36
10	BACK Young-Kil	E	13 DEC 1968	4	1	0	5	4.46
11	NA Myung-Jong	E	5 APR 1973	6	0	1	7	6.25
12	MOON Kyoung-Rok	E	24 DEC 1971	0	0	0	0	0.00

**Head Coach :** PARK Tae-Hyun

Results in these Paralympic Games

Round	Opponent	Result	Set Scores	Round	Opponent	Result	Set Scores
Preliminaries B	EGY	0-3	18-25, 9-25, 14-25	Preliminaries B	FIN	0-3	16-25, 14-25, 17-25
				Preliminaries B	LBA	3-1	25-16, 18-25, 25-14, 25-17

### Bosnia & Herzegovina (BIH)

No.	Name	Medical Class	Date of Birth	Tournament Totals				
				Attack	Block	Serve	Total	%
1	GODINJAK Ismet	E	17 MAR 1973	25	2	1	28	17.39
2	MANKO Adnan	E	16 JAN 1977	15	8	2	25	15.53
3	NUHANOVIC Sevko (C)	E	17 SEP 1958	5	1	2	8	4.97
4	IBRAKOVIC Edin	E	6 JUL 1962	6	2	1	9	5.59
5	MEDIC Asim	E	3 AUG 1969	11	7	3	21	13.04
6	CAUSEVIC Fikret	E	13 MAY 1973	7	0	2	9	5.59
7	MAHMIC Zikret	E	4 JAN 1971	25	3	6	34	21.12
8	HAMZIC Dzevad	E	4 SEP 1968	6	0	1	7	4.35
9	SALKIC Nedžad (L)	E	26 OCT 1969	1	0	0	1	0.62
10	CISIJA Abid	E	9 JAN 1967	0	0	0	0	0.00
11	DELALIC Sabahudin	E	17 AUG 1972	11	1	5	17	10.56
12	ALIC Nevzet	MD	5 JAN 1961	2	0	0	2	1.24

**Head Coach :** HRUSTEMOVIC Mirza

Results in these Paralympic Games

Round	Opponent	Result	Set Scores	Round	Opponent	Result	Set Scores
Preliminaries B	FIN	3-1	25-18, 25-22, 21-25, 25-14	Preliminaries B	AUS	3-0	25-6, 25-7, 25-17
				Preliminaries B	EGY	0-3	20-25, 21-25, 22-25

**Legend:**

(C) Team Captain

(L) Libero Player

% Percent of total team scoring

E Eligible

MD Minimal Disability

PRNVS000000BE.00051 00102308:29V010



Match No: 20  
Start Time: 12:00

HUN vs GER

First Referee: SOLVANG Jan Otto (NOR)

Second Referee: CHIRCHOV Stepan (RUS)

## Hungary (HUN)

No.	Name	Medical Class	Date of Birth	Tournament Totals				
				Attack	Block	Serve	Total	%
1	LOCSEI Sandor	E	18 MAY 1956	5	2	0	7	4.90
2	SZIGEDI Laszlo	E	29 MAR 1967	2	1	0	3	2.10
3	SZABO Laszlo	MD	26 DEC 1968	10	1	1	12	8.39
4	GAL Janos	E	24 MAR 1954	0	1	1	2	1.40
5	PERES Janos	E	16 FEB 1959	1	2	0	3	2.10
6	KEKECS Miklos	E	30 JUL 1955	11	4	2	17	11.89
7	DOMOKOS Andras (C)	E	24 MAY 1956	2	3	5	10	6.99
8	STIRCZER Jozsef	E	17 SEP 1963	9	5	3	17	11.89
9	KOVACS Laszlo (L)	E	4 JUN 1973	0	0	0	0	0.00
10	SZECSENYI Lajos	E	28 APR 1961	2	2	1	5	3.50
14	MANYAK Attila	MD	1 DEC 1972	34	2	4	40	27.97
15	MAKAROVSZKI Sandor	E	2 JUL 1966	14	11	2	27	18.88

Head Coach : BALOGH Istvan

Results in these Paralympic Games

Round	Opponent	Result	Set Scores	Round	Opponent	Result	Set Scores
Preliminaries A	USA	3-0	25-16,25- 6,25- 8	Preliminaries A	JPN	3-0	25-16,25-14,27-25
				Preliminaries A	NED	0-3	21-25,22-25,23-25

## Germany (GER)

No.	Name	Medical Class	Date of Birth	Tournament Totals				
				Attack	Block	Serve	Total	%
1	SCHIFFLER Alexander	E	20 JAN 1982	6	1	0	7	5.60
2	STETTNER Ferenc	E	14 MAY 1958	4	4	4	12	9.60
3	RENGER Thomas	E	19 AUG 1972	6	2	0	8	6.40
5	HAUSSIG Uwe	E	4 MAR 1963	1	0	0	1	0.80
6	SOICKE Siegmund	E	12 JAN 1956	1	4	0	5	4.00
7	von der TRENCK Stefan	E	19 MAR 1959	3	1	0	4	3.20
8	MIMBERG Dirk	E	1 AUG 1966	24	2	0	26	20.80
9	SCHRAPP Juergen (C)	E	27 JUL 1974	27	5	5	37	29.60
10	WISCHNEWSKI Stefan	E	19 OCT 1969	0	0	0	0	0.00
11	RICKMANN Martin	MD	15 OCT 1969	3	2	0	5	4.00
12	BARSCHE Steffen	E	23 JUN 1967	14	4	2	20	16.00

Head Coach : DE HAAN Jouke

Results in these Paralympic Games

Round	Opponent	Result	Set Scores	Round	Opponent	Result	Set Scores
Preliminaries A	JPN	3-0	25-10,25-17,25-14	Preliminaries A	NED	3-0	25-14,25-19,25-21
				Preliminaries A	IRI	0-3	20-25,18-25,18-25

**Legend:**

(C) Team Captain

(L) Libero Player

% Percent of total team scoring

E Eligible

MD Minimal Disability

PRNVS000000BF.00051 00102308:30V010

Match No: 21  
Start Time: 13:30

FIN vs LBA

First Referee: PLESNIK Janko (SLO)  
Second Referee: TORABIALAMOUTI Khesrollah (IRI)

## Finland (FIN)

No.	Name	Medical Class	Date of Birth	Tournament Totals				
				Attack	Block	Serve	Total	%
1	PYNNOENEN Allan	E	21 JUN 1952	6	1	1	8	5.97
2	HAENNINEN Keijo	E	6 OCT 1950	1	0	0	1	0.75
3	HEINO Jari (L)	E	31 MAY 1961	0	0	0	0	0.00
4	LAINE Jukka	E	10 JUL 1963	7	3	2	12	8.96
6	KAPIAINEN Petri	MD	2 JUL 1965	11	4	1	16	11.94
7	TERVO Sami	E	13 NOV 1965	0	0	0	0	0.00
8	MELANEN Lauri	MD	18 JAN 1963	29	2	4	35	26.12
9	TUOMINEN Veli-Matti	E	30 DEC 1953	11	2	5	18	13.43
10	PULLI Matti (C)	E	23 FEB 1956	11	4	0	15	11.19
11	VENAELAEINEN Olavi	E	16 DEC 1946	16	1	0	17	12.69
12	VISTBACKA Aulis	E	5 OCT 1958	8	3	1	12	8.96

Head Coach : VARE Timo

Results in these Paralympic Games

Round	Opponent	Result	Set Scores	Round	Opponent	Result	Set Scores
Preliminaries B	BIH	1-3	18-25,22-25,25-21,14-25	Preliminaries B	KOR	3-0	25-16,25-14,25-17
				Preliminaries B	AUS	3-0	25-9,25-12,25-9

## Libyan Arab Jamahiriya (LBA)

No.	Name	Medical Class	Date of Birth	Tournament Totals				
				Attack	Block	Serve	Total	%
2	SALIL Ali Said	E	1 JAN 1975	10	2	1	13	15.48
3	ALMEDNENE Mousbah A M	E	15 MAY 1972	1	0	0	1	1.19
4	ELKELABE Zuhair M	E	1 JAN 1967	8	4	3	15	17.86
5	ELGHASHIR Abulgasem	E	29 NOV 1968	1	0	0	1	1.19
6	SAEID I Hashem	E	17 APR 1971	9	1	4	14	16.67
7	M SUSAEN Gama	E	16 APR 1975	0	1	0	1	1.19
8	ALAGURI Salah (C)	E	19 APR 1967	9	0	2	11	13.10
9	ABDELGADER SALEH Saleh Ibrahim	E	2 JAN 1967	7	1	1	9	10.71
10	ABUSETIN Mustafa	E	26 DEC 1968	8	2	1	11	13.10
11	EMHEMED SALEM Salem	E	1 JAN 1967	1	0	3	4	4.76
12	ZAITUNI Abdulhakim H	E	28 JAN 1969	0	1	0	1	1.19
13	MANSUR Salem	E	2 OCT 1965	1	2	0	3	3.57

Head Coach : NOUH Ramdans

Results in these Paralympic Games

Round	Opponent	Result	Set Scores	Round	Opponent	Result	Set Scores
Preliminaries B	AUS	3-2	25-18,23-25,22-25,25-19,15-12	Preliminaries B	EGY	0-3	9-25,12-25,9-25
				Preliminaries B	KOR	1-3	16-25,25-18,14-25,17-25

### Legend:

(C) Team Captain (L) Libero Player % Percent of total team scoring  
E Eligible MD Minimal Disability

PRNVS000000C0.00051 00102308:30V010

Match No: 22  
Start Time: 16:00

**NED vs USA**

**First Referee:** HELAC Senad (BIH)  
**Second Referee:** LOGAN Colin (AUS)

**Netherlands (NED)**

No.	Name	Medical Class	Date of Birth	Tournament Totals				
				Attack	Block	Serve	Total	%
1	TOP Pieter	E	13 FEB 1959	17	6	0	23	18.55
3	AALDERS Henk	E	24 DEC 1955	22	1	0	23	18.55
4	OONK Alfred	E	10 JAN 1964	8	7	0	15	12.10
5	VENDERBOSCH Andre (L)	E	25 MAY 1967	0	0	0	0	0.00
6	OOMEN Harry	E	25 JUL 1960	0	0	0	0	0.00
7	DURGE Ron	E	17 JAN 1964	14	1	3	18	14.52
8	TIMMERMAN Edwin	E	11 NOV 1972	14	4	0	18	14.52
9	TIBBEN Stefan	MD	21 APR 1969	7	0	0	7	5.65
10	LIJSSSEN Martin	E	25 AUG 1967	0	0	0	0	0.00
11	van der BROEK Edwin	E	28 JUL 1976	0	0	0	0	0.00
12	VERSTAPPEN Johan (C)	MD	15 APR 1970	12	7	1	20	16.13
14	REEKERS Johan	E	28 DEC 1957	0	0	0	0	0.00

**Head Coach :** JANSEN Kees

Results in these Paralympic Games

Round	Opponent	Result	Set Scores	Round	Opponent	Result	Set Scores
Preliminaries A	IRI	0-3	19-25,22-25,10-25	Preliminaries A	GER	0-3	14-25,19-25,21-25
				Preliminaries A	HUN	3-0	25-21,25-22,25-23

**United States of America (USA)**

No.	Name	Medical Class	Date of Birth	Tournament Totals				
				Attack	Block	Serve	Total	%
1	HAMIDO Essameldin Ragab	E	24 FEB 1961	5	2	2	9	16.07
2	GLOWACKI Matthew	E	10 APR 1973	0	0	0	0	0.00
3	LEASE Curtis	E	17 DEC 1971	0	0	0	0	0.00
4	LANGE Tracey Joseph	E	11 MAR 1967	1	1	1	3	5.36
5	COPPENS Matthew	E	18 APR 1971	1	0	0	1	1.79
6	TERPENNING James	E	26 OCT 1968	0	0	0	0	0.00
7	SMITH Kurt	E	21 DEC 1963	1	0	1	2	3.57
8	JOHNSON Bradley	E	9 SEP 1970	6	6	1	13	23.21
9	DUGAN Jim (L)	E	16 JUL 1947	0	0	0	0	0.00
10	MORAN Paul	E	31 DEC 1966	7	0	0	7	12.50
11	DEMBY William (C)	E	8 SEP 1950	2	3	1	6	10.71
14	KESLER Jim	E	1 JUN 1961	9	5	1	15	26.79

**Head Coach :** HULETT Michael

Results in these Paralympic Games

Round	Opponent	Result	Set Scores	Round	Opponent	Result	Set Scores
Preliminaries A	HUN	0-3	16-25, 6-25, 8-25	Preliminaries A	IRI	0-3	6-25,16-25, 9-25
				Preliminaries A	JPN	0-3	15-25,14-25,16-25

**Legend:**

(C) Team Captain (L) Libero Player % Percent of total team scoring  
E Eligible MD Minimal Disability

PRNVS000000C1.00051 00102308:30V010

Match No: 23  
Start Time: 17:30

**AUS vs EGY**

**First Referee:** KARADI Gabor (HUN)

**Second Referee:** KHOEINI Hossein (IRI)

## Australia (AUS)

No.	Name	Medical Class	Date of Birth	Tournament Totals				
				Attack	Block	Serve	Total	%
1	BRAY Edward	E	22 NOV 1954	6	5	0	11	11.96
2	LEE Albert	E	17 OCT 1962	5	4	2	11	11.96
3	WHITEMAN Mark	E	10 MAR 1968	1	0	0	1	1.09
4	PRICE Kevin	E	20 AUG 1948	5	2	2	9	9.78
5	CROFT Paul	E	11 MAR 1951	0	0	0	0	0.00
6	GAY Darren	E	28 NOV 1969	6	3	0	9	9.78
7	ROWORTH Brett (C)	E	23 OCT 1959	21	8	1	30	32.61
8	SOBCZAK Greg	E	11 OCT 1970	11	7	0	18	19.57
9	THOMPSON Bruce	E	20 MAR 1960	0	0	0	0	0.00
10	PYNE Glenn	E	8 AUG 1957	2	1	0	3	3.26
11	NORTH Brant (L)	E	5 NOV 1976	0	0	0	0	0.00

**Head Coach :** WEIPING Tu

Results in these Paralympic Games

Round	Opponent	Result	Set Scores	Round	Opponent	Result	Set Scores
Preliminaries B	LBA	2-3	18-25,25-23,25-22,19-25,12-15	Preliminaries B	BIH	0-3	6-25, 7-25,17-25
				Preliminaries B	FIN	0-3	9-25,12-25, 9-25

## Egypt (EGY)

No.	Name	Medical Class	Date of Birth	Tournament Totals				
				Attack	Block	Serve	Total	%
1	ELSHAWIKH Hesham	E	2 FEB 1975	21	5	5	31	23.85
2	AWED Tamer	E	9 MAR 1971	0	0	0	0	0.00
3	HASSAN Yasser	E	14 OCT 1973	16	1	4	21	16.15
4	ABD ALLA Ashraf	E	25 FEB 1974	6	1	0	7	5.38
5	EL BAHAEY Taher	E	9 JUN 1972	6	1	1	8	6.15
7	HASSANEIN Salah	E	9 SEP 1974	0	0	0	0	0.00
8	ABD ELLATIF Abd Elnabi (L)	E	18 JUN 1972	0	0	0	0	0.00
9	HUSSEIN Mohamed	E	6 JAN 1968	18	2	0	20	15.38
10	HASSAN Adel (C)	E	19 AUG 1966	11	6	1	18	13.85
11	ELHELBAWI Rezek	E	1 JAN 1978	1	0	0	1	0.77
12	ABD ELYAZID Mohamed	E	29 MAR 1979	14	6	4	24	18.46

**Head Coach :** DARWISH Mansour

Results in these Paralympic Games

Round	Opponent	Result	Set Scores	Round	Opponent	Result	Set Scores
Preliminaries B	KOR	3-0	25-18,25- 9,25-14	Preliminaries B	LBA	3-0	25- 9,25-12,25- 9
				Preliminaries B	BIH	3-0	25-20,25-21,25-22

**Legend:**

(C) Team Captain

(L) Libero Player

% Percent of total team scoring

E Eligible

MD Minimal Disability

PRNVS000000C2.00051 00102308:31V010



Match No: 24  
Start Time: 19:00

IRI vs JPN

First Referee: GIUGNI Stephen (AUS)  
Second Referee: TORABIALAMOUTI Khesrollah (IRI)

### Islamic Republic of Iran (IRI)

No.	Name	Medical Class	Date of Birth	Tournament Totals				
				Attack	Block	Serve	Total	%
1	ESHAGHI Ali	E	12 NOV 1971	2	1	1	4	2.82
2	RAHIMI Mohammadreza	E	12 OCT 1971	7	1	6	14	9.86
3	PEIDAYESH Reza	MD	5 SEP 1978	11	2	1	14	9.86
4	KASHFIA Ali (C)	E	12 DEC 1963	3	1	0	4	2.82
5	SOLEIMANI Majid	E	6 SEP 1964	10	6	5	21	14.79
6	GOLKAR AZGHANDI Ali	E	21 MAR 1969	11	1	3	15	10.56
7	ASHOURI Farshid (L)	E	21 MAR 1964	0	0	0	0	0.00
8	EIMERI Jalil	E	21 SEP 1972	5	0	3	8	5.63
9	ZIRAH Isha	E	4 JUN 1979	5	2	5	12	8.45
10	FIROUZI Parviz	E	20 FEB 1969	10	5	1	16	11.27
11	SALAVATIAN Aliakbar	E	2 MAY 1967	4	4	0	8	5.63
12	BEHRAVAN Hojat	E	19 DEC 1979	15	7	4	26	18.31

Head Coach : REZAEIGARKANI Hadi

Results in these Paralympic Games

Round	Opponent	Result	Set Scores	Round	Opponent	Result	Set Scores
Preliminaries A	NED	3-0	25-19,25-22,25-10	Preliminaries A	USA	3-0	25-6,25-16,25-9
				Preliminaries A	GER	3-0	25-20,25-18,25-18

### Japan (JPN)

No.	Name	Medical Class	Date of Birth	Tournament Totals				
				Attack	Block	Serve	Total	%
1	KATO Masahiko	E	16 APR 1969	12	2	2	16	18.39
2	SATO Ei (C)	E	1 OCT 1963	10	0	0	10	11.49
3	YOSHIDA Hitoshi	E	13 OCT 1966	5	2	1	8	9.20
4	SHIKINE Toshinari	E	5 FEB 1965	3	1	0	4	4.60
5	TAKEDA Yoshihito	E	1 JUN 1967	0	2	3	5	5.75
6	ARIFUKU Junichi	MD	27 MAR 1963	1	0	0	1	1.15
7	NAKAYAMA Robert	E	22 FEB 1976	4	1	3	8	9.20
8	TANAKA Koji	E	26 AUG 1967	29	3	1	33	37.93
9	TANABE Tsutomu	E	15 APR 1963	0	0	1	1	1.15
10	WAKAIRO Hiroyuki	MD	21 JUL 1971	1	0	0	1	1.15
11	YONEZAWA Atsushi	E	26 JAN 1974	0	0	0	0	0.00
12	SASAKI Masahiro	E	12 SEP 1967	0	0	0	0	0.00

Head Coach : MANO Yoshihisa

Results in these Paralympic Games

Round	Opponent	Result	Set Scores	Round	Opponent	Result	Set Scores
Preliminaries A	GER	0-3	10-25,17-25,14-25	Preliminaries A	HUN	0-3	16-25,14-25,25-27
				Preliminaries A	USA	3-0	25-15,25-14,25-16

**Legend:**

(C) Team Captain (L) Libero Player % Percent of total team scoring  
E Eligible MD Minimal Disability

PRNVS000000C3.00058 00102309:22V010

Time	Match	Phase	Team	Officials
10:30	19	Preliminaries B	Korea vs Bosnia & Herzegovina	KOR BIH <b>Referees</b> FISCHER Ute Maria (GER) ANDERSSON Mats (SWE) <b>Control Committee</b> KLIEN Frits (NED) BROUWERS Gerard (NED) <b>Scorers</b> BYRNES John (AUS) LONGLEY Kathryn (AUS) <b>Linejudges</b> TWEEDIE Catriona (AUS) WILSON Elizabeth (USA) PATERSON Scott (AUS) NGUYEN Phong (AUS)
12:00	20	Preliminaries A	Hungary vs Germany	HUN GER <b>Referees</b> SOLVANG Jan Otto (NOR) CHIRCHOV Stepan (RUS) <b>Control Committee</b> KLIEN Frits (NED) BROUWERS Gerard (NED) <b>Scorers</b> GILLETE Jacob (USA) MEULENKAMP Martijn (NED) <b>Linejudges</b> WARR Susan (AUS) SCHULBERGS Marika (AUS) ALKSNIS Ritvars (LAT) YOE Dee (USA)
13:30	21	Preliminaries B	Finland vs Libyan Arab Jamahiriya	FIN LBA <b>Referees</b> PLESNIK Janko (SLO) TORABIALAMOUTI K. (IRI) <b>Control Committee</b> SAVELKOUL Gene (NED) SOLVANG Jan Otto (NOR) <b>Scorers</b> LENTIN Kevin (AUS) BYRNES John (AUS) <b>Linejudges</b> PATERSON Scott (AUS) NEAL Brian (AUS) BOLT Donald (AUS) THINNES Roger (USA)
16:00	22	Preliminaries A	Netherlands vs United States of America	NED USA <b>Referees</b> HELAC Senad (BIH) LOGAN Colin (AUS) <b>Control Committee</b> SAVELKOUL Gene (NED) SOLVANG Jan Otto (NOR) <b>Scorers</b> McINTYRE Leisa (USA) MEULENKAMP Martijn (NED) <b>Linejudges</b> CLARK Lynne (AUS) HUGHES Paul (USA) NGUYEN Phong (AUS) TWEEDIE Catriona (AUS)
17:30	23	Preliminaries B	Australia vs Egypt	AUS EGY <b>Referees</b> KARADI Gabor (HUN) KHOEINI Hossein (IRI) <b>Control Committee</b> MULLER Phil (AUS) ROSENTHAL Radu (ISR) <b>Scorers</b> ALKSNIS Ritvars (LAT) LENTIN Kevin (AUS) <b>Linejudges</b> BOLT Donald (AUS) THINNES Roger (USA) WILSON Elizabeth (USA) GILLETE Jacob (USA)
19:00	24	Preliminaries A	Islamic Republic of Iran vs Japan	IRI JPN <b>Referees</b> GIUGNI Stephen (AUS) TORABIALAMOUTI K. (IRI) <b>Control Committee</b> SCHONSTEINER Jurgen (GER) ROSENTHAL Radu (ISR) <b>Scorers</b> CLARK Lynne (AUS) NEAL Brian (AUS) <b>Linejudges</b> McINTYRE Leisa (USA) YOE Dee (USA) HUGHES Paul (USA) WARR Susan (AUS)

Volleyball - Sitting

Volleyball - Sitting

Volleyball - Sitting

Volleyball - Sitting

Volleyball - Sitting

Volleyball - Sitting

PRNVS000000C4.00073 00102310:50V01P

Match No: 19  
Start Time: 10:30

KOR vs BIH  
0 1

Spectators:

Team	Sets	1	2	3	4	5	Total
KOR	0	9	0				9
BIH	1	25	0				25
	Minutes	15					15

Referees: FISCHER Ute Maria (GER) & ANDERSSON Mats (SWE)

KOR ■ Korea								BIH ■ Bosnia & Herzegovina							
No	Name	1	2	3	4	5	Pts	No	Name	1	2	3	4	5	Pts
1	YOON Chul-Ho	■	■				1	1	GODINJAK Ismet		■				
2	PARK Woo-Sung							2	MANKO Adnan	■	■				2
3	PARK Hyun-Dong	■	■					3	NUHANOVIC Sevko						
4	LEE Jun-Hmm							4	IBRAKOVIC Edin	■	■				5
5	L KIM Bong-Ju	L	L					5	MEDIC Asim		■				
6	KANG Duck-Chan	■						6	CAUSEVIC Fikret	■					3
7	JEON Seon-Ju							7	MAHMIC Zikret		■				
8	KIM Sung-Hoon	■	■				4	8	HAMZIC Dzevad	■					
9	SEO Gu-Hwaun							9	L SALKIC Nedzad	L	L				
10	BACK Young-Kil	■	■				1	10	CISJAJ Abid	■					1
11	NA Myung-Jong	■	■					11	DELALIC Sabahudin		■				
12	MOON Kyoung-Rok							12	ALIC Nevzet	■					4
Head Coach: PARK Tae-Hyun								Head Coach: HRUSTEMOVIC Mirza							
Assistant:								Assistant: COLIC Mehmed							

### TEAM AND PLAYER PERFORMANCES

Won	Total Atts	No	Name	Scoring Skills	Won	Total Atts	No	Name
4	26	Total Team		Attack	11	22	Total Team	
2	6	8	KIM Sung-Hoon		5	8	4	IBRAKOVIC Edin
1	2	1	YOON Chul-Ho		3	5	12	ALIC Nevzet
1	7	10	BACK Young-Kil		2	3	6	CAUSEVIC Fikret
2	13	Total Team			2	14	Total Team	
2	4	8	KIM Sung-Hoon	Block	1	2	2	MANKO Adnan
					1	5	12	ALIC Nevzet
	10	Total Team			2	24	Total Team	
				Serve	1	4	2	MANKO Adnan
					1	7	6	CAUSEVIC Fikret
3		Total Team			10		Total Team	
9	49	Total Team		Opp Error	25	60	Total Team	
4	4	8	KIM Sung-Hoon	Total				
				Best Scorer	5	5	4	IBRAKOVIC Edin

Jury President:  
Signature:

Legend:

■ Starting line-up	— Substitute	nn Team Captain	L Substitute libero
Pts Points scored	L Libero Player	Opp Opponent	Atts Attempts

**PARTIAL**

Volleyball - Sitting

PRNVS000000C5.00083 00102310:50V01P

Match No 19  
Start Time: 10:30

KOR vs BIH  
0 1


Spectators:

Team	Sets	1	2	3	4	5	Total
KOR	0	9	0				9
BIH	1	25	0				25
	Minutes	15					15

## KOR - Korea

Scoring Attackers		Rk	No	Name	Succ	Faults	Cont	Total	Succ %
		1	8	KIM Sung-Hoon	2	2	2	6	33.33
			10	BACK Young-Kil	1	1	5	7	
			11	NA Myung-Jong	-	-	5	5	
			6	KANG Duck-Chan	-	1	3	4	
			3	PARK Hyun-Dong	-	1	1	2	
			1	YOON Chul-Ho	1	-	1	2	
			7	JEON Seon-Ju	-	-	-	-	
			5	KIM Bong-Ju	-	-	-	-	
			4	LEE Jun-Hmm	-	-	-	-	
			12	MOON Kyoung-Rok	-	-	-	-	
			2	PARK Woo-Sung	-	-	-	-	
			9	SEO Gu-Hwaun	-	-	-	-	
	Limit 15.00%	Total Team				4	5	17	26

Scoring Blockers		Rk	No	Name	Succ	Faults	Cont	Total	Avg
		1	8	KIM Sung-Hoon	2	-	2	4	2.00
		2	10	BACK Young-Kil	-	2	1	3	0.00
			6	KANG Duck-Chan	-	1	2	3	0.00
			5	KIM Bong-Ju	-	1	-	1	0.00
			11	NA Myung-Jong	-	-	1	1	0.00
			3	PARK Hyun-Dong	-	1	-	1	0.00
			7	JEON Seon-Ju	-	-	-	-	
			4	LEE Jun-Hmm	-	-	-	-	
			12	MOON Kyoung-Rok	-	-	-	-	
			2	PARK Woo-Sung	-	-	-	-	
			9	SEO Gu-Hwaun	-	-	-	-	
		1	YOON Chul-Ho	-	-	-	-		
Total Team					2	5	6	13	2.00

Scoring Servers		Rk	No	Name	Succ	Faults	Cont	Total	Avg
		1	10	BACK Young-Kil	-	-	3	3	0.00
			1	YOON Chul-Ho	-	-	3	3	0.00
			6	KANG Duck-Chan	-	-	1	1	0.00
			8	KIM Sung-Hoon	-	-	1	1	0.00
			11	NA Myung-Jong	-	-	1	1	0.00
			3	PARK Hyun-Dong	-	1	-	1	0.00
			7	JEON Seon-Ju	-	-	-	-	
			5	KIM Bong-Ju	-	-	-	-	
			4	LEE Jun-Hmm	-	-	-	-	
			12	MOON Kyoung-Rok	-	-	-	-	
		2	PARK Woo-Sung	-	-	-	-		
		9	SEO Gu-Hwaun	-	-	-	-		
Total Team					-	1	9	10	0.00

Team	Opponent Errors & Team Faults	3	4

Legend:									
Rk	Rank	Succ	Successes	Cont	Continues	Succ %	Success %	Avg	Average per set


Match No 19  
Start Time: 10:30


KOR vs BIH  
0 1


Spectators:

Team	Sets	1	2	3	4	5	Total
KOR	0	9	0				9
BIH	1	25	0				25
	Minutes	15					15

## KOR - Korea

Non-Scoring Diggers		Rk	No	Name	Exc	Faults	Cont	Total	Avg
	1	3	PARK Hyun-Dong	1	3	3	7	1.00	
		5	KIM Bong-Ju	1	2	1	4	1.00	
		1	YOON Chul-Ho	1	2	1	4	1.00	
	4	11	NA Myung-Jong	-	1	1	2	0.00	
		10	BACK Young-Kil	-	-	1	1	0.00	
		7	JEON Seon-Ju	-	-	-	-		
		6	KANG Duck-Chan	-	-	-	-		
		8	KIM Sung-Hoon	-	-	-	-		
		4	LEE Jun-Hmm	-	-	-	-		
		12	MOON Kyoung-Rok	-	-	-	-		
		2	PARK Woo-Sung	-	-	-	-		
		9	SEO Gu-Hwaun	-	-	-	-		
Total Team				3	8	7	18	3.00	

Non-Scoring Setters		Rk	No	Name	Exc	Faults	Cont	Total	Avg
	1	6	KANG Duck-Chan	2	-	-	2	2.00	
	2	11	NA Myung-Jong	1	-	2	3	1.00	
	3	1	YOON Chul-Ho	-	-	8	8	0.00	
		3	PARK Hyun-Dong	-	-	4	4	0.00	
		10	BACK Young-Kil	-	-	1	1	0.00	
		7	JEON Seon-Ju	-	-	-	-		
		5	KIM Bong-Ju	-	-	-	-		
		8	KIM Sung-Hoon	-	-	-	-		
		4	LEE Jun-Hmm	-	-	-	-		
		12	MOON Kyoung-Rok	-	-	-	-		
	2	PARK Woo-Sung	-	-	-	-			
	9	SEO Gu-Hwaun	-	-	-	-			
Total Team				3	-	15	18	3.00	

Non-Scoring Receivers		Rk	No	Name	Exc	Faults	Cont	Total	Eff %
	1	6	KANG Duck-Chan	9	-	-	9	100.0	
	2	11	NA Myung-Jong	4	2	-	6	33.33	
		1	YOON Chul-Ho	3	-	2	5		
		5	KIM Bong-Ju	2	-	-	2		
		3	PARK Hyun-Dong	1	-	-	1		
		10	BACK Young-Kil	-	-	-	-		
		7	JEON Seon-Ju	-	-	-	-		
		8	KIM Sung-Hoon	-	-	-	-		
		4	LEE Jun-Hmm	-	-	-	-		
		12	MOON Kyoung-Rok	-	-	-	-		
	2	PARK Woo-Sung	-	-	-	-			
	9	SEO Gu-Hwaun	-	-	-	-			
Total Team				19	2	2	23	73.91	

Limit

25.00%

Legend:

Rk Rank      Exc Excellent      Cont Continues      Eff % Efficiency %      Avg Average per set



Match No 19  
Start Time: 10:30


KOR vs BIH  
0 1


Spectators:

Team	Sets	1	2	3	4	5	Total
KOR	0	9	0				9
BIH	1	25	0				25
	Minutes	15					15

## BIH · Bosnia & Herzegovina

Scoring Attackers		Rk	No	Name	Succ	Faults	Cont	Total	Succ %
	1	4	IBRAKOVIC Edin	5	1	2	8	62.50	
	2	12	ALIC Nevzet	3	1	1	5	60.00	
		6	CAUSEVIC Fikret	2	1	-	3		
		10	CISIJA Abid	1	-	2	3		
		8	HAMZIC Dzevad	-	-	3	3		
		11	DELALIC Sabahudin	-	-	-	-		
		1	GODINJAK Ismet	-	-	-	-		
		7	MAHMIC Zikret	-	-	-	-		
		2	MANKO Adnan	-	-	-	-		
		5	MEDIC Asim	-	-	-	-		
		3	NUHANOVIC Sevko	-	-	-	-		
		9	SALKIC Nedzad	-	-	-	-		
	Limit	15.00%							
	Total Team				11	3	8	22	50.00

Scoring Blockers		Rk	No	Name	Succ	Faults	Cont	Total	Avg
	1	12	ALIC Nevzet	1	1	3	5	1.00	
		2	MANKO Adnan	1	-	1	2	1.00	
	3	4	IBRAKOVIC Edin	-	-	5	5	0.00	
		6	CAUSEVIC Fikret	-	1	-	1	0.00	
		10	CISIJA Abid	-	1	-	1	0.00	
		11	DELALIC Sabahudin	-	-	-	-		
		1	GODINJAK Ismet	-	-	-	-		
		8	HAMZIC Dzevad	-	-	-	-		
		7	MAHMIC Zikret	-	-	-	-		
		5	MEDIC Asim	-	-	-	-		
		3	NUHANOVIC Sevko	-	-	-	-		
		9	SALKIC Nedzad	-	-	-	-		
	Total Team				2	3	9	14	2.00

Scoring Servers		Rk	No	Name	Succ	Faults	Cont	Total	Avg
	1	6	CAUSEVIC Fikret	1	-	6	7	1.00	
		2	MANKO Adnan	1	-	3	4	1.00	
	3	10	CISIJA Abid	-	-	6	6	0.00	
		8	HAMZIC Dzevad	-	-	3	3	0.00	
		4	IBRAKOVIC Edin	-	-	3	3	0.00	
		12	ALIC Nevzet	-	-	1	1	0.00	
		11	DELALIC Sabahudin	-	-	-	-		
		1	GODINJAK Ismet	-	-	-	-		
		7	MAHMIC Zikret	-	-	-	-		
		5	MEDIC Asim	-	-	-	-		
		3	NUHANOVIC Sevko	-	-	-	-		
		9	SALKIC Nedzad	-	-	-	-		
	Total Team				2	-	22	24	2.00

Team	Opponent Errors & Team Faults	10	1

Legend:									
Rk	Rank	Succ	Successes	Cont	Continues	Succ %	Success %	Avg	Average per set

Match No 19  
Start Time: 10:30


KOR vs BIH  
0 1

Spectators:

Team	Sets	1	2	3	4	5	Total
KOR	0	9	0				9
BIH	1	25	0				25
	Minutes	15					15

## BIH · Bosnia & Herzegovina

Non-Scoring Diggers		Rk	No	Name	Exc	Faults	Cont	Total	Avg
	1	8	HAMZIC Dzevad	3	-	3	6	3.00	
		12	ALIC Nevzet	3	-	-	3	3.00	
	3	2	MANKO Adnan	2	-	1	3	2.00	
	4	4	IBRAKOVIC Edin	1	1	-	2	1.00	
		6	CAUSEVIC Fikret	-	-	-	-	-	
		10	CISIJA Abid	-	-	-	-	-	
		11	DELALIC Sabahudin	-	-	-	-	-	
		1	GODINJAK Ismet	-	-	-	-	-	
		7	MAHMIC Zikret	-	-	-	-	-	
		5	MEDIC Asim	-	-	-	-	-	
		3	NUHANOVIC Sevko	-	-	-	-	-	
		9	SALKIC Nedzad	-	-	-	-	-	
	Total Team				9	1	4	14	9.00

Non-Scoring Setters		Rk	No	Name	Exc	Faults	Cont	Total	Avg
	1	2	MANKO Adnan	7	1	3	11	7.00	
	2	10	CISIJA Abid	3	-	1	4	3.00	
	3	4	IBRAKOVIC Edin	-	-	1	1	0.00	
		12	ALIC Nevzet	-	-	-	-	-	
		6	CAUSEVIC Fikret	-	-	-	-	-	
		11	DELALIC Sabahudin	-	-	-	-	-	
		1	GODINJAK Ismet	-	-	-	-	-	
		8	HAMZIC Dzevad	-	-	-	-	-	
		7	MAHMIC Zikret	-	-	-	-	-	
		5	MEDIC Asim	-	-	-	-	-	
Total Team				10	1	5	16	10.00	

Non-Scoring Receivers		Rk	No	Name	Exc	Faults	Cont	Total	Eff %
	1	9	SALKIC Nedzad	3	-	-	3	100.0	
		8	HAMZIC Dzevad	2	-	-	2	100.0	
		12	ALIC Nevzet	1	-	-	1	-	
		4	IBRAKOVIC Edin	1	-	-	1	-	
		6	CAUSEVIC Fikret	-	-	-	-	-	
		10	CISIJA Abid	-	-	-	-	-	
		11	DELALIC Sabahudin	-	-	-	-	-	
		1	GODINJAK Ismet	-	-	-	-	-	
		7	MAHMIC Zikret	-	-	-	-	-	
		2	MANKO Adnan	-	-	-	-	-	
		5	MEDIC Asim	-	-	-	-	-	
		3	NUHANOVIC Sevko	-	-	-	-	-	
	Total Team				7	-	-	7	100.0

Limit

25.00%

Legend:									
Rk	Rank	Exc	Excellent	Cont	Continues	Eff %	Efficiency %	Avg	Average per set

PRNVS000000C6.00073 00102311:05V01P

MON 23 OCT 2000

P2

PAVILION 3

Match No: 19  
Start Time: 10:30

KOR vs BIH  
0 2

Spectators:

Team	Sets	1	2	3	4	5	Total
KOR	0	9	8	0			17
BIH	2	25	25	0			50
	Minutes	15	15				30

Referees: FISCHER Ute Maria (GER) & ANDERSSON Mats (SWE)

KOR ■ Korea								BIH ■ Bosnia & Herzegovina							
No	Name	1	2	3	4	5	Pts	No	Name	1	2	3	4	5	Pts
1	YOON Chul-Ho	■	■				1	1	GODINJAK Ismet		■				3
2	PARK Woo-Sung							2	MANKO Adnan	■	■				4
3	PARK Hyun-Dong	■	■				1	3	NUHANOVIC Sevkco						
4	LEE Jun-Hmm				┌			4	IBRAKOVIC Edin	■	■				9
5	L KIM Bong-Ju		L	L				5	MEDIC Asim			■			3
6	KANG Duck-Chan	■						6	CAUSEVIC Fikret	■					3
7	JEON Seon-Ju							7	MAHMIC Zikret			■			6
8	KIM Sung-Hoon	■	■				4	8	HAMZIC Dzevad	■					
9	SEO Gu-Hwaun							9	L SALKIC Nedzad		L	L			
10	BACK Young-Kil	■	■				1	10	CISJAJ Abid	■					1
11	NA Myung-Jong	■	■					11	DELALIC Sabahudin			■			1
12	MOON Kyoung-Rok							12	ALIC Nevzet	■					4
Head Coach: PARK Tae-Hyun								Head Coach: HRUSTEMOVIC Mirza							
Assistant:								Assistant: COLIC Mehmed							

## TEAM AND PLAYER PERFORMANCES

Won	Total Atts	No	Name	Scoring Skills	Won	Total Atts	No	Name
5	47	Total Team		Attack	24	47	Total Team	
2	8	8	KIM Sung-Hoon		8	15	4	IBRAKOVIC Edin
1	8	1	YOON Chul-Ho		4	4	7	MAHMIC Zikret
1	7	3	PARK Hyun-Dong		3	4	5	MEDIC Asim
2	23	Total Team			4	21	Total Team	
2	4	8	KIM Sung-Hoon	Block	1	2	2	MANKO Adnan
					1	8	4	IBRAKOVIC Edin
					1	2	11	DELALIC Sabahudin
	18	Total Team		Serve	6	49	Total Team	
					2	6	2	MANKO Adnan
					2	10	7	MAHMIC Zikret
					1	6	1	GODINJAK Ismet
10		Total Team		Opp Error	16		Total Team	
17	88	Total Team			50	117	Total Team	
4	4	8	KIM Sung-Hoon	Total				
					9	9	4	IBRAKOVIC Edin
				Best Scorer				

### Legend:

■ Starting line-up      ┌ Substitute      nn Team Captain      ┌ Substitute libero  
Pts Points scored      L Libero Player      Opp Opponent      Atts Attempts

PRNVS000000C7.00073 00102311:26V010

MON 23 OCT 2000

P2

PAVILION 3

Match No: 19  
Start Time: 10:30

KOR vs BIH  
0 3

Spectators: 3428

Team	Sets	1	2	3	Total
KOR	0	9	8	14	31
BIH	3	25	25	25	75
	Minutes	15	15	17	47

Referees: FISCHER Ute Maria (GER) & ANDERSSON Mats (SWE)

KOR - Korea							BIH - Bosnia & Herzegovina								
No	Name	1	2	3	4	5	Pts	No	Name	1	2	3	4	5	Pts
1	YOON Chul-Ho	■	■	■			3	1	GODINJAK Ismet		■	■			5
2	PARK Woo-Sung			┌				2	MANKO Adnan	■	■	■			5
3	PARK Hyun-Dong	■	■	■			2	3	NUHANOVIC Sevkco			■			3
4	LEE Jun-Hmm		┌	┌			1	4	IBRAKOVIC Edin	■	■	┌			9
5	L KIM Bong-Ju	L	L	L				5	MEDIC Asim		■	■			7
6	KANG Duck-Chan	■						6	CAUSEVIC Fikret	■		■			4
7	JEON Seon-Ju			■				7	MAHMIC Zikret		■	┌			8
8	KIM Sung-Hoon	■	■	■			4	8	HAMZIC Dzevad	■		┌			3
9	SEO Gu-Hwaun		■					9	L SALKIC Nedzad	L	L	L			
10	BACK Young-Kil	■	■	■			1	10	CISJAJ Abid	■					1
11	NA Myung-Jong	■	■	■			2	11	DELALIC Sabahudin		■	■			3
12	MOON Kyoung-Rok		┌	┌				12	ALIC Nevzet	■					4
Head Coach: PARK Tae-Hyun							Head Coach: HRUSTEMOVIC Mirza								
Assistant:							Assistant: COLIC Mehmed								

### TEAM AND PLAYER PERFORMANCES

Won	Total Atts	No	Name	Scoring Skills	Won	Total Atts	No	Name		
9	68	Total Team		Attack	36	76	Total Team			
2	11	1	YOON Chul-Ho		8	15	4	IBRAKOVIC Edin		
2	12	3	PARK Hyun-Dong		5	6	7	MAHMIC Zikret		
2	11	8	KIM Sung-Hoon		4	10	1	GODINJAK Ismet		
3	36	Total Team			6	33	Total Team			
2	8	8	KIM Sung-Hoon	Block	2	4	2	MANKO Adnan		
1	6	11	NA Myung-Jong		2	5	11	DELALIC Sabahudin		
1	33	Total Team			1	8	4	IBRAKOVIC Edin		
1	8	1	YOON Chul-Ho	Serve	10	73	Total Team			
18	Total Team		3		11	5	MEDIC Asim			
31	137	Total Team		3	12	7	MAHMIC Zikret			
4	4	8	KIM Sung-Hoon	2	8	2	MANKO Adnan			
				Opp Error	23	Total Team				
				Total	75	182	Total Team			
				Best Scorer	9	9	4	IBRAKOVIC Edin		

#### Legend:

■ Starting line-up      ┌ Substitute      nn Team Captain      ┌ Substitute libero  
 Pts Points scored      L Libero Player      Opp Opponent      Atts Attempts

PRNVS000000C8.00083 00102311:30V010

Match No 19  
Start Time: 10:30

**KOR vs BIH**  
0 3

Spectators: 3428

Team	Sets	1	2	3	Total
KOR	0	9	8	14	31
BIH	3	25	25	25	75
	Minutes	15	15	17	47

## KOR - Korea

Scoring Attackers		Rk	No	Name	Succ	Faults	Cont	Total	Succ %
	1	8	KIM Sung-Hoon	2	4	5	11	18.18	
	1	1	YOON Chul-Ho	2	1	8	11	18.18	
	3	3	PARK Hyun-Dong	2	4	6	12	16.67	
	10	10	BACK Young-Kil	1	2	7	10		
	11	11	NA Myung-Jong	1	-	8	9		
	7	7	JEON Seon-Ju	-	1	3	4		
	6	6	KANG Duck-Chan	-	1	3	4		
	9	9	SEO Gu-Hwaun	-	-	4	4		
	5	5	KIM Bong-Ju	-	-	1	1		
	4	4	LEE Jun-Hmm	1	-	-	1		
	12	12	MOON Kyoung-Rok	-	-	1	1		
	2	2	PARK Woo-Sung	-	-	-	-		
	Limit 15.00%		Total Team		9	13	46	68	13.24

Scoring Blockers		Rk	No	Name	Succ	Faults	Cont	Total	Avg
	1	8	KIM Sung-Hoon	2	2	4	8	0.67	
	2	11	NA Myung-Jong	1	4	1	6	0.33	
	3	3	PARK Hyun-Dong	-	2	4	6	0.00	
	1	1	YOON Chul-Ho	-	3	2	5	0.00	
	10	10	BACK Young-Kil	-	2	2	4	0.00	
	6	6	KANG Duck-Chan	-	1	2	3	0.00	
	9	9	SEO Gu-Hwaun	-	2	-	2	0.00	
	5	5	KIM Bong-Ju	-	1	-	1	0.00	
	12	12	MOON Kyoung-Rok	-	-	1	1	0.00	
	7	7	JEON Seon-Ju	-	-	-	-		
	4	4	LEE Jun-Hmm	-	-	-	-		
	2	2	PARK Woo-Sung	-	-	-	-		
	Total Team		3	17	16	36	1.00		

Scoring Servers		Rk	No	Name	Succ	Faults	Cont	Total	Avg
	1	1	YOON Chul-Ho	1	-	7	8	0.33	
	2	10	BACK Young-Kil	-	-	7	7	0.00	
	8	8	KIM Sung-Hoon	-	1	5	6	0.00	
	3	3	PARK Hyun-Dong	-	2	3	5	0.00	
	11	11	NA Myung-Jong	-	-	3	3	0.00	
	7	7	JEON Seon-Ju	-	1	1	2	0.00	
	6	6	KANG Duck-Chan	-	-	1	1	0.00	
	9	9	SEO Gu-Hwaun	-	1	-	1	0.00	
	5	5	KIM Bong-Ju	-	-	-	-		
	4	4	LEE Jun-Hmm	-	-	-	-		
	12	12	MOON Kyoung-Rok	-	-	-	-		
	2	2	PARK Woo-Sung	-	-	-	-		
	Total Team		1	5	27	33	0.33		

Team	Opponent Errors & Team Faults	18	10
------	-------------------------------	----	----

Legend:									
Rk	Rank	Succ	Successes	Cont	Continues	Succ %	Success %	Avg	Average per set



Match No 19  
Start Time: 10:30


**KOR vs BIH**  
**0 3**


Spectators: 3428

Team	Sets	1	2	3	Total
KOR	0	9	8	14	31
BIH	3	25	25	25	75
	Minutes	15	15	17	47

## KOR - Korea

Non-Scoring Diggers		Rk	No	Name	Exc	Faults	Cont	Total	Avg
		1	5	KIM Bong-Ju	2	4	4	10	0.67
		2	3	PARK Hyun-Dong	1	5	7	13	0.33
			1	YOON Chul-Ho	1	4	3	8	0.33
		4	4	LEE Jun-Hmm	-	3	4	7	0.00
		10		BACK Young-Kil	-	2	4	6	0.00
		11		NA Myung-Jong	-	3	3	6	0.00
		8		KIM Sung-Hoon	-	1	4	5	0.00
		7		JEON Seon-Ju	-	-	1	1	0.00
		2		PARK Woo-Sung	-	-	1	1	0.00
		6		KANG Duck-Chan	-	-	-	-	-
		12		MOON Kyoung-Rok	-	-	-	-	-
		9		SEO Gu-Hwaun	-	-	-	-	-
Total Team					4	22	31	57	1.33

Non-Scoring Setters		Rk	No	Name	Exc	Faults	Cont	Total	Avg
		1	6	KANG Duck-Chan	2	-	-	2	0.67
		2	1	YOON Chul-Ho	1	-	13	14	0.33
		11		NA Myung-Jong	1	-	10	11	0.33
		10		BACK Young-Kil	1	-	2	3	0.33
		7		JEON Seon-Ju	1	-	1	2	0.33
		5		KIM Bong-Ju	1	-	1	2	0.33
		7	3	PARK Hyun-Dong	-	-	6	6	0.00
		4		LEE Jun-Hmm	-	-	4	4	0.00
		8		KIM Sung-Hoon	-	-	2	2	0.00
		2		PARK Woo-Sung	-	-	1	1	0.00
		12		MOON Kyoung-Rok	-	-	-	-	-
		9		SEO Gu-Hwaun	-	-	-	-	-
Total Team					7	-	40	47	2.33

Non-Scoring Receivers		Rk	No	Name	Exc	Faults	Cont	Total	Eff %
			1	YOON Chul-Ho	11	-	2	13	
			11	NA Myung-Jong	8	2	-	10	
			6	KANG Duck-Chan	9	-	-	9	
			5	KIM Bong-Ju	9	-	-	9	
			4	LEE Jun-Hmm	6	-	-	6	
			9	SEO Gu-Hwaun	3	2	-	5	
			3	PARK Hyun-Dong	3	1	-	4	
			10	BACK Young-Kil	-	2	1	3	
			7	JEON Seon-Ju	1	1	-	2	
			12	MOON Kyoung-Rok	-	-	2	2	
			2	PARK Woo-Sung	-	-	1	1	
			8	KIM Sung-Hoon	-	-	-	-	
Total Team					50	8	6	64	65.63

Limit

25.00%

**Legend:**

Rk Rank      Exc Excellent      Cont Continues      Eff % Efficiency %      Avg Average per set

Match No 19  
Start Time: 10:30

**KOR vs BIH**  
**0 3**

Spectators: 3428

Team	Sets	1	2	3	Total
KOR	0	9	8	14	31
BIH	3	25	25	25	75
	Minutes	15	15	17	47

## BIH · Bosnia & Herzegovina

Scoring Attackers		Rk	No	Name	Succ	Faults	Cont	Total	Succ %	
		1	4	IBRAKOVIC Edin	8	2	5	15	53.33	
			1	GODINJAK Ismet	4	1	5	10		
			5	MEDIC Asim	4	1	3	8		
			8	HAMZIC Dzevad	3	1	3	7		
			6	CAUSEVIC Fikret	3	3	-	6		
			7	MAHMIC Zikret	5	1	-	6		
			3	NUHANOVIC Sevko	3	1	2	6		
			12	ALIC Nevzet	3	1	1	5		
			11	DELALIC Sabahudin	1	1	3	5		
			2	MANKO Adnan	1	1	3	5		
			10	CISIJA Abid	1	-	2	3		
			9	SALKIC Nedzad	-	-	-	-		
	Limit 15.00%		Total Team			36	13	27	76	47.37

Scoring Blockers		Rk	No	Name	Succ	Faults	Cont	Total	Avg	
		1	11	DELALIC Sabahudin	2	2	1	5	0.67	
			2	MANKO Adnan	2	-	2	4	0.67	
			3	IBRAKOVIC Edin	1	-	7	8	0.33	
			12	ALIC Nevzet	1	1	3	5	0.33	
			5	MEDIC Asim	-	1	2	3	0.00	
			6	CAUSEVIC Fikret	-	1	1	2	0.00	
			1	GODINJAK Ismet	-	-	2	2	0.00	
			3	NUHANOVIC Sevko	-	2	-	2	0.00	
			10	CISIJA Abid	-	1	-	1	0.00	
			8	HAMZIC Dzevad	-	-	1	1	0.00	
			7	MAHMIC Zikret	-	-	-	-		
			9	SALKIC Nedzad	-	-	-	-		
			Total Team			6	8	19	33	2.00

Scoring Servers		Rk	No	Name	Succ	Faults	Cont	Total	Avg	
		1	7	MAHMIC Zikret	3	1	8	12	1.00	
			5	MEDIC Asim	3	1	7	11	1.00	
			3	MANKO Adnan	2	1	5	8	0.67	
			4	CAUSEVIC Fikret	1	-	7	8	0.33	
			1	GODINJAK Ismet	1	-	5	6	0.33	
			6	IBRAKOVIC Edin	-	1	8	9	0.00	
			10	CISIJA Abid	-	-	6	6	0.00	
			11	DELALIC Sabahudin	-	1	5	6	0.00	
			8	HAMZIC Dzevad	-	-	5	5	0.00	
			12	ALIC Nevzet	-	-	1	1	0.00	
			3	NUHANOVIC Sevko	-	-	1	1	0.00	
			9	SALKIC Nedzad	-	-	-	-		
			Total Team			10	5	58	73	3.33

Team	Opponent Errors & Team Faults	23	3
------	-------------------------------	----	---

Legend:									
Rk	Rank	Succ	Successes	Cont	Continues	Succ %	Success %	Avg	Average per set


Match No 19  
Start Time: 10:30

**KOR vs BIH**  
**0 3**

Spectators: 3428

Team	Sets	1	2	3	Total
KOR	0	9	8	14	31
BIH	3	25	25	25	75
	Minutes	15	15	17	47

## BIH · Bosnia & Herzegovina

Non-Scoring Diggers		Rk	No	Name	Exc	Faults	Cont	Total	Avg
		1	5	MEDIC Asim	7	-	3	10	2.33
		2	1	GODINJAK Ismet	5	-	1	6	1.67
		3	8	HAMZIC Dzevad	4	-	3	7	1.33
			2	MANKO Adnan	4	-	3	7	1.33
		5	12	ALIC Nevzet	3	-	-	3	1.00
		6	4	IBRAKOVIC Edin	2	1	1	4	0.67
			7	MAHMIC Zikret	2	-	-	2	0.67
			9	SALKIC Nedzad	2	-	-	2	0.67
		9	11	DELALIC Sabahudin	1	-	3	4	0.33
		10	6	CAUSEVIC Fikret	-	-	1	1	0.00
			10	CISIJA Abid	-	-	-	-	-
			3	NUHANOVIC Sevko	-	-	-	-	-
	Total Team					30	1	15	46

Non-Scoring Setters		Rk	No	Name	Exc	Faults	Cont	Total	Avg
		1	2	MANKO Adnan	13	1	10	24	4.33
		2	11	DELALIC Sabahudin	9	-	11	20	3.00
		3	10	CISIJA Abid	3	-	1	4	1.00
		4	5	MEDIC Asim	2	-	1	3	0.67
		5	7	MAHMIC Zikret	-	-	2	2	0.00
			1	GODINJAK Ismet	-	-	1	1	0.00
			4	IBRAKOVIC Edin	-	-	1	1	0.00
			9	SALKIC Nedzad	-	-	1	1	0.00
		12		ALIC Nevzet	-	-	-	-	-
		6		CAUSEVIC Fikret	-	-	-	-	-
		8		HAMZIC Dzevad	-	-	-	-	-
		3		NUHANOVIC Sevko	-	-	-	-	-
	Total Team					27	1	28	56

Non-Scoring Receivers		Rk	No	Name	Exc	Faults	Cont	Total	Eff %
		1	2	MANKO Adnan	6	-	-	6	100.0
			8	HAMZIC Dzevad	3	-	1	4	
			9	SALKIC Nedzad	4	-	-	4	
			7	MAHMIC Zikret	3	-	-	3	
			11	DELALIC Sabahudin	1	-	1	2	
			12	ALIC Nevzet	1	-	-	1	
			6	CAUSEVIC Fikret	1	-	-	1	
			1	GODINJAK Ismet	1	-	-	1	
			4	IBRAKOVIC Edin	1	-	-	1	
			5	MEDIC Asim	1	-	-	1	
			10	CISIJA Abid	-	-	-	-	
			3	NUHANOVIC Sevko	-	-	-	-	
	Total Team					22	-	2	24

Limit

25.00%


**Legend:**


Rk Rank      Exc Excellent      Cont Continues      Eff % Efficiency %      Avg Average per set


PRNVS000000C9.00084A 00102311:34V030

KOR · Korea

After 4 Matches

 Scoring Attackers	No	Name	MP	SP	Succ	Faults	Cont	Total	Succ %
	1	YOON Chul-Ho	4	13	11	12	33	56	19.64
	2	PARK Woo-Sung	4	13	-	-	1	1	0.00
	3	PARK Hyun-Dong	4	13	15	11	17	43	34.88
	4	LEE Jun-Hmm	4	13	1	-	-	1	100.0
	5	KIM Bong-Ju	4	13	-	-	3	3	0.00
	6	KANG Duck-Chan	4	13	13	12	31	56	23.21
	7	JEON Seon-Ju	4	13	11	5	19	35	31.43
	8	KIM Sung-Hoon	4	13	22	16	33	71	30.99
	9	SEO Gu-Hwaun	4	13	4	5	24	33	12.12
	10	BACK Young-Kil	4	13	5	3	15	23	21.74
	11	NA Myung-Jong	4	13	7	10	39	56	12.50
	12	MOON Kyoung-Rok	4	13	-	-	1	1	0.00
Team Totals		4	13	89	74	216	379	23.48	

 Scoring Blockers	No	Name	MP	SP	Succ	Faults	Cont	Total	Avg
	1	YOON Chul-Ho	4	13	1	7	9	17	0.08
	2	PARK Woo-Sung	4	13	-	-	-	-	0.00
	3	PARK Hyun-Dong	4	13	3	9	11	23	0.23
	4	LEE Jun-Hmm	4	13	-	-	-	-	0.00
	5	KIM Bong-Ju	4	13	-	1	-	1	0.00
	6	KANG Duck-Chan	4	13	3	13	6	22	0.23
	7	JEON Seon-Ju	4	13	3	4	7	14	0.23
	8	KIM Sung-Hoon	4	13	10	14	14	38	0.77
	9	SEO Gu-Hwaun	4	13	1	6	3	10	0.08
	10	BACK Young-Kil	4	13	1	5	3	9	0.08
	11	NA Myung-Jong	4	13	1	11	9	21	0.08
	12	MOON Kyoung-Rok	4	13	-	-	1	1	0.00
Team Totals		4	13	23	70	63	156	1.77	


 Scoring Servers	No	Name	MP	SP	Succ	Faults	Cont	Total	Avg
	1	YOON Chul-Ho	4	13	5	3	37	45	0.38
	2	PARK Woo-Sung	4	13	-	-	-	-	0.00
	3	PARK Hyun-Dong	4	13	1	7	21	29	0.08
	4	LEE Jun-Hmm	4	13	-	-	-	-	0.00
	5	KIM Bong-Ju	4	13	-	-	-	-	0.00
	6	KANG Duck-Chan	4	13	4	3	17	24	0.31
	7	JEON Seon-Ju	4	13	-	3	13	16	0.00
	8	KIM Sung-Hoon	4	13	1	4	34	39	0.08
	9	SEO Gu-Hwaun	4	13	1	2	20	23	0.08
	10	BACK Young-Kil	4	13	-	-	11	11	0.00
	11	NA Myung-Jong	4	13	1	-	27	28	0.08
	12	MOON Kyoung-Rok	4	13	-	-	-	-	0.00
Team Totals		4	13	13	22	180	215	1.00	


Team	Opponent Errors & Team Faults	87	38
------	-------------------------------	----	----

<b>Legend:</b>							
Succ	Successes	Cont	Continues	Succ %	Success %	Avg	Average per set
MP	Matches Played						
SP	Team Sets Played						

KOR · Korea

After 4 Matches

Non-Scoring Diggers 	No	Name	MP	SP	Exc	Faults	Cont	Total	Avg
	1	YOON Chul-Ho	4	13	21	10	24	55	1.62
	2	PARK Woo-Sung	4	13	-	-	1	1	0.00
	3	PARK Hyun-Dong	4	13	8	12	18	38	0.62
	4	LEE Jun-Hmm	4	13	-	3	4	7	0.00
	5	KIM Bong-Ju	4	13	27	15	17	59	2.08
	6	KANG Duck-Chan	4	13	14	7	10	31	1.08
	7	JEON Seon-Ju	4	13	5	2	8	15	0.38
	8	KIM Sung-Hoon	4	13	3	4	8	15	0.23
	9	SEO Gu-Hwaun	4	13	4	1	1	6	0.31
	10	BACK Young-Kil	4	13	-	5	5	10	0.00
	11	NA Myung-Jong	4	13	19	7	18	44	1.46
	12	MOON Kyoung-Rok	4	13	-	-	-	-	0.00
Team Totals		4	13	101	66	114	281	7.77	

Non-Scoring Setters 	No	Name	MP	SP	Exc	Faults	Cont	Total	Avg
	1	YOON Chul-Ho	4	13	18	2	55	75	1.38
	2	PARK Woo-Sung	4	13	-	-	1	1	0.00
	3	PARK Hyun-Dong	4	13	5	1	26	32	0.38
	4	LEE Jun-Hmm	4	13	-	-	4	4	0.00
	5	KIM Bong-Ju	4	13	6	-	21	27	0.46
	6	KANG Duck-Chan	4	13	7	-	32	39	0.54
	7	JEON Seon-Ju	4	13	3	-	7	10	0.23
	8	KIM Sung-Hoon	4	13	6	2	16	24	0.46
	9	SEO Gu-Hwaun	4	13	6	-	9	15	0.46
	10	BACK Young-Kil	4	13	1	-	4	5	0.08
	11	NA Myung-Jong	4	13	10	1	39	50	0.77
	12	MOON Kyoung-Rok	4	13	-	-	-	-	0.00
Team Totals		4	13	62	6	215	283	4.77	

Non-Scoring Receivers 	No	Name	MP	SP	Exc	Faults	Cont	Total	Eff %
	1	YOON Chul-Ho	4	13	32	-	22	54	59.26
	2	PARK Woo-Sung	4	13	-	-	1	1	0.00
	3	PARK Hyun-Dong	4	13	12	5	15	32	21.88
	4	LEE Jun-Hmm	4	13	6	-	-	6	100.0
	5	KIM Bong-Ju	4	13	34	3	30	67	46.27
	6	KANG Duck-Chan	4	13	20	2	14	36	50.00
	7	JEON Seon-Ju	4	13	1	2	1	4	-25.0
	8	KIM Sung-Hoon	4	13	1	-	1	2	50.00
	9	SEO Gu-Hwaun	4	13	5	3	-	8	25.00
	10	BACK Young-Kil	4	13	-	3	3	6	-50.0
	11	NA Myung-Jong	4	13	15	3	21	39	30.77
	12	MOON Kyoung-Rok	4	13	-	-	2	2	0.00
Team Totals		4	13	126	21	110	257	40.86	


Legend:


Exc	Excellent	Cont	Continues	Eff %	Efficiency %	Avg	Average per set	MP	Matches Played
SP	Team Sets Played								


PRNVS000000CA.00084A 00102311:34V030

## BIH · Bosnia & Herzegovina

After 4 Matches

 Scoring Attackers	No	Name	MP	SP	Succ	Faults	Cont	Total	Succ %
	1	GODINJAK Ismet	4	13	29	10	31	70	41.43
	2	MANKO Adnan	4	13	16	5	35	56	28.57
	3	NUHANOVIC Sevko	4	13	8	4	6	18	44.44
	4	IBRAKOVIC Edin	4	13	14	10	23	47	29.79
	5	MEDIC Asim	4	13	15	10	35	60	25.00
	6	CAUSEVIC Fikret	4	13	10	5	5	20	50.00
	7	MAHMIC Zikret	4	13	30	16	24	70	42.86
	8	HAMZIC Dzevad	4	13	9	8	11	28	32.14
	9	SALKIC Nedzad	4	13	1	-	1	2	50.00
	10	CISIJA Abid	4	13	1	-	2	3	33.33
	11	DELALIC Sabahudin	4	13	12	6	18	36	33.33
	12	ALIC Nevzet	4	13	5	4	6	15	33.33
Team Totals		4	13	150	78	197	425	35.29	

 Scoring Blockers	No	Name	MP	SP	Succ	Faults	Cont	Total	Avg
	1	GODINJAK Ismet	4	13	2	6	10	18	0.15
	2	MANKO Adnan	4	13	10	12	21	43	0.77
	3	NUHANOVIC Sevko	4	13	1	4	1	6	0.08
	4	IBRAKOVIC Edin	4	13	3	4	11	18	0.23
	5	MEDIC Asim	4	13	7	15	9	31	0.54
	6	CAUSEVIC Fikret	4	13	-	2	2	4	0.00
	7	MAHMIC Zikret	4	13	3	5	9	17	0.23
	8	HAMZIC Dzevad	4	13	-	-	9	9	0.00
	9	SALKIC Nedzad	4	13	-	-	-	-	0.00
	10	CISIJA Abid	4	13	-	1	1	2	0.00
	11	DELALIC Sabahudin	4	13	3	15	18	36	0.23
	12	ALIC Nevzet	4	13	1	1	3	5	0.08
Team Totals		4	13	30	65	94	189	2.31	

 Scoring Servers	No	Name	MP	SP	Succ	Faults	Cont	Total	Avg
	1	GODINJAK Ismet	4	13	2	-	21	23	0.15
	2	MANKO Adnan	4	13	4	3	27	34	0.31
	3	NUHANOVIC Sevko	4	13	2	1	15	18	0.15
	4	IBRAKOVIC Edin	4	13	1	1	29	31	0.08
	5	MEDIC Asim	4	13	6	3	33	42	0.46
	6	CAUSEVIC Fikret	4	13	3	1	14	18	0.23
	7	MAHMIC Zikret	4	13	9	6	29	44	0.69
	8	HAMZIC Dzevad	4	13	1	1	15	17	0.08
	9	SALKIC Nedzad	4	13	-	-	-	-	0.00
	10	CISIJA Abid	4	13	-	-	6	6	0.00
	11	DELALIC Sabahudin	4	13	5	2	59	66	0.38
	12	ALIC Nevzet	4	13	-	-	4	4	0.00
Team Totals		4	13	33	18	252	303	2.54	

Team	Opponent Errors & Team Faults	96	20
------	-------------------------------	----	----


Legend:


Succ	Successes	Cont	Continues	Succ %	Success %	Avg	Average per set	MP	Matches Played
SP	Team Sets Played								




## BIH · Bosnia & Herzegovina

After 4 Matches

Non-Scoring Diggers	No	Name	MP	SP	Exc	Faults	Cont	Total	Avg
		1	GODINJAK Ismet	4	13	20	3	8	31
	2	MANKO Adnan	4	13	29	5	10	44	2.23
	3	NUHANOVIC Sevko	4	13	-	1	-	1	0.00
	4	IBRAKOVIC Edin	4	13	3	2	1	6	0.23
	5	MEDIC Asim	4	13	30	3	13	46	2.31
	6	CAUSEVIC Fikret	4	13	4	1	2	7	0.31
	7	MAHMIC Zikret	4	13	14	4	5	23	1.08
	8	HAMZIC Dzevad	4	13	9	1	6	16	0.69
	9	SALKIC Nedzad	4	13	31	3	5	39	2.38
	10	CISIJA Abid	4	13	-	-	-	-	0.00
	11	DELALIC Sabahudin	4	13	18	3	6	27	1.38
	12	ALIC Nevzet	4	13	8	-	-	8	0.62
	Team Totals		4	13	166	26	57	249	12.77

Non-Scoring Setters	No	Name	MP	SP	Exc	Faults	Cont	Total	Avg
		1	GODINJAK Ismet	4	13	4	-	9	13
	2	MANKO Adnan	4	13	41	3	65	109	3.15
	3	NUHANOVIC Sevko	4	13	-	-	-	-	0.00
	4	IBRAKOVIC Edin	4	13	1	-	4	5	0.08
	5	MEDIC Asim	4	13	8	-	13	21	0.62
	6	CAUSEVIC Fikret	4	13	-	-	1	1	0.00
	7	MAHMIC Zikret	4	13	-	-	11	11	0.00
	8	HAMZIC Dzevad	4	13	-	-	2	2	0.00
	9	SALKIC Nedzad	4	13	-	-	8	8	0.00
	10	CISIJA Abid	4	13	6	-	2	8	0.46
	11	DELALIC Sabahudin	4	13	51	-	96	147	3.92
	12	ALIC Nevzet	4	13	2	-	1	3	0.15
	Team Totals		4	13	113	3	212	328	8.69

Non-Scoring Receivers	No	Name	MP	SP	Exc	Faults	Cont	Total	Eff %
		1	GODINJAK Ismet	4	13	16	-	1	17
	2	MANKO Adnan	4	13	28	2	6	36	72.22
	3	NUHANOVIC Sevko	4	13	-	-	-	-	0.00
	4	IBRAKOVIC Edin	4	13	1	-	-	1	100.0
	5	MEDIC Asim	4	13	15	1	2	18	77.78
	6	CAUSEVIC Fikret	4	13	7	1	1	9	66.67
	7	MAHMIC Zikret	4	13	23	-	2	25	92.00
	8	HAMZIC Dzevad	4	13	7	-	1	8	87.50
	9	SALKIC Nedzad	4	13	32	1	4	37	83.78
	10	CISIJA Abid	4	13	-	-	-	-	0.00
	11	DELALIC Sabahudin	4	13	27	-	9	36	75.00
	12	ALIC Nevzet	4	13	2	-	-	2	100.0
	Team Totals		4	13	158	5	26	189	80.95

Legend:

Exc	Excellent	Cont	Continues	Exc %	Efficiency %	Avg	Average per set	MP	Matches Played
SP	Team Sets Played								

PRNVS000000CB.00073 00102312:46V01P

Match No: 20  
Start Time: 12:00

HUN vs GER  
0 2

Spectators:

Team	Sets	1	2	3	4	5	Total
HUN	0	21	19	0			40
GER	2	25	25	0			50
	Minutes	21	20				41

Referees: SOLVANG Jan Otto (NOR) & CHIRCHOV Stepan (RUS)

HUN ▪ Hungary								GER ▪ Germany							
No	Name	1	2	3	4	5	Pts	No	Name	1	2	3	4	5	Pts
1	LOCSEI Sandor	□	□					1	SCHIFFLER Alexander	■	■				1
2	SZIGEDI Laszlo	□	□					3	RENGER Thomas	■	■				6
3	SZABO Laszlo	□	□					5	HAUSSIG Uwe	■	■				2
4	GAL Janos							7	von der TRENCK Stefan	□	□				
5	PERES Janos							8	MIMBERG Dirk	■	■				13
6	KEKECS Miklos	■	■				2	9	SCHRAPP Juergen	■	■				10
7	DOMOKOS Andras	■	■				4	10	WISCHNEWSKI Stefan						
8	STIRCZER Jozsef	■	■					11	RICKMANN Martin						
9	L KOVACS Laszlo	L	L					12	BARSCH Steffen	■	■				7
10	SZECSENYI Lajos	■	■												
14	MANYAK Attila	■	■				11								
15	MAKAROVSKI Sandor	■	■				6								
Head Coach: BALOGH Istvan								Head Coach: DE HAAN Jouke							
Assistant:								Assistant: WILKENS Andreas							

### TEAM AND PLAYER PERFORMANCES

Won	Total Atts	No	Name	Scoring Skills	Won	Total Atts	No	Name	
16	56	Total Team		Attack	30	79	Total Team		
9	21	14	MANYAK Attila		9	20	8	MIMBERG Dirk	
4	14	15	MAKAROVSKI Sandor		9	19	9	SCHRAPP Juergen	
1	2	2	SZIGEDI Laszlo		7	13	12	BARSCH Steffen	
7	51	Total Team			7	27	Total Team		
2	12	7	DOMOKOS Andras	Block	3	7	8	MIMBERG Dirk	
2	10	14	MANYAK Attila		1	5	2	STETTNER Ferenc	
2	11	15	MAKAROVSKI Sandor		1	4	3	RENGER Thomas	
1	41	Total Team		Serve	2	49	Total Team		
1	6	7	DOMOKOS Andras		1	10	6	SOICKE Siegmund	
					1	5	8	MIMBERG Dirk	
16		Total Team		Opp Error	11		Total Team		
40	148	Total Team			Total	50	155	Total Team	
11	11	14	MANYAK Attila		Best Scorer	13	13	8	MIMBERG Dirk

Jury President:  
Signature:

Legend:	■ Starting line-up	□ Substitute	nn Team Captain	□ Substitute libero
Pts Points scored	L Libero Player	Opp Opponent	Atts Attempts	

**PARTIAL**

PRNVS000000CC.00083 00102312:47V01P

Match No 20  
Start Time: 12:00

HUN vs GER  
0 2


Spectators:

Team	Sets	1	2	3	4	5	Total
HUN	0	21	19	0			40
GER	2	25	25	0			50
	Minutes	21	20				41

## HUN · Hungary

Scoring Attackers		Rk	No	Name	Succ	Faults	Cont	Total	Succ %
	1	14	MANYAK Attila	9	2	10	21	42.86	
	2	15	MAKAROVSZKI Sandor	4	3	7	14	28.57	
		6	KEKECS Miklos	1	2	4	7		
		8	STIRCZER Jozsef	-	2	3	5		
		7	DOMOKOS Andras	1	-	2	3		
		3	SZABO Laszlo	-	-	2	2		
		2	SZIGEDI Laszlo	1	1	-	2		
		1	LOCSEI Sandor	-	-	1	1		
		10	SZECSENYI Lajos	-	1	-	1		
		4	GAL Janos	-	-	-	-		
		9	KOVACS Laszlo	-	-	-	-		
		5	PERES Janos	-	-	-	-		
	Limit	15.00%							
	Total Team				16	11	29	56	28.57

Scoring Blockers		Rk	No	Name	Succ	Faults	Cont	Total	Avg
	1	7	DOMOKOS Andras	2	2	8	12	1.00	
		15	MAKAROVSZKI Sandor	2	5	4	11	1.00	
		14	MANYAK Attila	2	-	8	10	1.00	
	4	6	KEKECS Miklos	1	-	2	3	0.50	
	5	2	SZIGEDI Laszlo	-	2	4	6	0.00	
		8	STIRCZER Jozsef	-	3	1	4	0.00	
		10	SZECSENYI Lajos	-	1	2	3	0.00	
		1	LOCSEI Sandor	1	1	1	2	0.00	
		4	GAL Janos	-	-	-	-		
		9	KOVACS Laszlo	-	-	-	-		
		5	PERES Janos	-	-	-	-		
		3	SZABO Laszlo	-	-	-	-		
	Total Team				7	14	30	51	3.50

Scoring Servers		Rk	No	Name	Succ	Faults	Cont	Total	Avg
	1	7	DOMOKOS Andras	1	-	5	6	0.50	
	2	15	MAKAROVSZKI Sandor	-	1	7	8	0.00	
		6	KEKECS Miklos	-	-	6	6	0.00	
		8	STIRCZER Jozsef	-	-	6	6	0.00	
		10	SZECSENYI Lajos	-	1	3	4	0.00	
		2	SZIGEDI Laszlo	-	-	4	4	0.00	
		14	MANYAK Attila	-	-	3	3	0.00	
		3	SZABO Laszlo	-	1	2	3	0.00	
		1	LOCSEI Sandor	-	-	1	1	0.00	
		4	GAL Janos	-	-	-	-		
		9	KOVACS Laszlo	-	-	-	-		
		5	PERES Janos	-	-	-	-		
	Total Team				1	3	37	41	0.50

Team	Opponent Errors & Team Faults	16	7
------	-------------------------------	----	---

Legend:									
Rk	Rank	Succ	Successes	Cont	Continues	Succ %	Success %	Avg	Average per set

Match No 20  
Start Time: 12:00

HUN vs GER  
0 2

Spectators:

Team	Sets	1	2	3	4	5	Total
HUN	0	21	19	0			40
GER	2	25	25	0			50
	Minutes	21	20				41

## HUN · Hungary

Non-Scoring Diggers		Rk	No	Name	Exc	Faults	Cont	Total	Avg
		1	9	KOVACS Laszlo	7	3	4	14	3.50
		2	14	MANYAK Attila	5	2	5	12	2.50
		3	8	STIRCZER Jozsef	4	3	2	9	2.00
		4	6	KEKECS Miklos	2	2	1	5	1.00
			2	SZIGEDI Laszlo	2	-	1	3	1.00
		6	15	MAKAROVSZKI Sandor	1	2	4	7	0.50
			3	SZABO Laszlo	1	-	-	1	0.50
		8	7	DOMOKOS Andras	-	1	2	3	0.00
			10	SZECSENYI Lajos	-	1	-	1	0.00
			4	GAL Janos	-	-	-	-	
			1	LOCSEI Sandor	-	-	-	-	
			5	PERES Janos	-	-	-	-	
	Total Team					22	14	19	55

Non-Scoring Setters		Rk	No	Name	Exc	Faults	Cont	Total	Avg
		1	7	DOMOKOS Andras	6	-	12	18	3.00
		2	10	SZECSENYI Lajos	2	-	14	16	1.00
			1	LOCSEI Sandor	2	-	4	6	1.00
		4	14	MANYAK Attila	1	-	-	1	0.50
		5	8	STIRCZER Jozsef	-	-	3	3	0.00
			9	KOVACS Laszlo	-	-	2	2	0.00
			15	MAKAROVSZKI Sandor	-	-	2	2	0.00
			6	KEKECS Miklos	-	-	1	1	0.00
			2	SZIGEDI Laszlo	-	-	1	1	0.00
			4	GAL Janos	-	-	-	-	
			5	PERES Janos	-	-	-	-	
			3	SZABO Laszlo	-	-	-	-	
	Total Team					11	-	39	50

Non-Scoring Receivers		Rk	No	Name	Exc	Faults	Cont	Total	Eff %
		1	9	KOVACS Laszlo	10	1	3	14	64.29
			15	MAKAROVSZKI Sandor	6	-	3	9	
			14	MANYAK Attila	-	-	4	4	
			6	KEKECS Miklos	1	-	2	3	
			8	STIRCZER Jozsef	1	-	2	3	
			3	SZABO Laszlo	1	-	1	2	
			2	SZIGEDI Laszlo	-	-	2	2	
			7	DOMOKOS Andras	-	-	-	-	
			4	GAL Janos	-	-	-	-	
			1	LOCSEI Sandor	-	-	-	-	
			5	PERES Janos	-	-	-	-	
		10	SZECSENYI Lajos	-	-	-	-		
Total Team					19	1	17	37	48.65

Limit

25.00%

Legend:									
Rk	Rank	Exc	Excellent	Cont	Continues	Eff %	Efficiency %	Avg	Average per set

Match No 20  
Start Time: 12:00


HUN vs GER  
0 2


Spectators:

Team	Sets	1	2	3	4	5	Total
HUN	0	21	19	0			40
GER	2	25	25	0			50
	Minutes	21	20				41

## GER - Germany

Scoring Attackers		Rk	No	Name	Succ	Faults	Cont	Total	Succ %
		1	12	BARSCH Steffen	7	3	3	13	53.85
		2	9	SCHRAPP Juergen	9	4	6	19	47.37
		3	8	MIMBERG Dirk	9	3	8	20	45.00
		4	3	RENGER Thomas	5	2	6	13	38.46
		7		von der TRENCK Stefan	-	2	6	8	
		6		SOICKE Siegmund	-	1	3	4	
		2		STETTNER Ferenc	-	-	2	2	
		5		HAUSSIG Uwe	-	-	-	-	
		11		RICKMANN Martin	-	-	-	-	
		1		SCHIFFLER Alexander	-	-	-	-	
	10		WISCHNEWSKI Stefan	-	-	-	-		
Limit 15.00%	Total Team				30	15	34	79	37.97

Scoring Blockers		Rk	No	Name	Succ	Faults	Cont	Total	Avg
		1	8	MIMBERG Dirk	3	2	2	7	1.50
		2	9	SCHRAPP Juergen	1	1	3	5	0.50
		2		STETTNER Ferenc	1	-	4	5	0.50
		3		RENGER Thomas	1	2	1	4	0.50
		6		SOICKE Siegmund	1	1	1	3	0.50
		6	12	BARSCH Steffen	-	3	-	3	0.00
		5		HAUSSIG Uwe	-	-	-	-	
		11		RICKMANN Martin	-	-	-	-	
		1		SCHIFFLER Alexander	-	-	-	-	
	10		WISCHNEWSKI Stefan	-	-	-	-		
	7		von der TRENCK Stefan	-	-	-	-		
Total Team				7	9	11	27	3.50	

Scoring Servers		Rk	No	Name	Succ	Faults	Cont	Total	Avg
		1	6	SOICKE Siegmund	1	-	9	10	0.50
			8	MIMBERG Dirk	1	1	3	5	0.50
		3	12	BARSCH Steffen	-	1	9	10	0.00
		3		RENGER Thomas	-	1	8	9	0.00
		9		SCHRAPP Juergen	-	-	8	8	0.00
		2		STETTNER Ferenc	-	1	6	7	0.00
		5		HAUSSIG Uwe	-	-	-	-	
		11		RICKMANN Martin	-	-	-	-	
		1		SCHIFFLER Alexander	-	-	-	-	
	10		WISCHNEWSKI Stefan	-	-	-	-		
	7		von der TRENCK Stefan	-	-	-	-		
Total Team				2	4	43	49	1.00	

Team	Opponent Errors & Team Faults	11	2

Legend:									
Rk	Rank	Succ	Successes	Cont	Continues	Succ %	Success %	Avg	Average per set

Match No 20  
Start Time: 12:00


HUN vs GER  
0 2


Spectators:

Team	Sets	1	2	3	4	5	Total
HUN	0	21	19	0			40
GER	2	25	25	0			50
	Minutes	21	20				41

## GER - Germany

Non-Scoring Diggers		Rk	No	Name	Exc	Faults	Cont	Total	Avg
	1	9	SCHRAPP Juergen	2	-	13	15	1.00	
		12	BARSCH Steffen	2	2	7	11	1.00	
	3	8	MIMBERG Dirk	1	3	7	11	0.50	
		7	von der TRENCK Stefan	1	-	-	1	0.50	
	5	3	RENGER Thomas	-	-	15	15	0.00	
		6	SOICKE Siegmund	-	-	9	9	0.00	
		2	STETTNER Ferenc	-	3	3	6	0.00	
		5	HAUSSIG Uwe	-	-	-	-		
		11	RICKMANN Martin	-	-	-	-		
		1	SCHIFFLER Alexander	-	-	-	-		
	10	WISCHNEWSKI Stefan	-	-	-	-			
Total Team				6	8	54	68	3.00	

Non-Scoring Setters		Rk	No	Name	Exc	Faults	Cont	Total	Avg
	1	6	SOICKE Siegmund	11	-	16	27	5.50	
	2	2	STETTNER Ferenc	10	-	16	26	5.00	
	3	12	BARSCH Steffen	1	1	4	6	0.50	
		8	MIMBERG Dirk	1	-	2	3	0.50	
		3	RENGER Thomas	1	-	2	3	0.50	
		9	SCHRAPP Juergen	1	-	2	3	0.50	
		5	HAUSSIG Uwe	-	-	-	-		
		11	RICKMANN Martin	-	-	-	-		
		1	SCHIFFLER Alexander	-	-	-	-		
		10	WISCHNEWSKI Stefan	-	-	-	-		
	7	von der TRENCK Stefan	-	-	-	-			
Total Team				25	1	42	68	12.50	

Non-Scoring Receivers		Rk	No	Name	Exc	Faults	Cont	Total	Eff %
	1	8	MIMBERG Dirk	11	1	-	12	83.33	
		12	BARSCH Steffen	7	-	-	7		
		3	RENGER Thomas	7	-	-	7		
		9	SCHRAPP Juergen	7	-	-	7		
		6	SOICKE Siegmund	4	-	-	4		
		2	STETTNER Ferenc	1	-	-	1		
		5	HAUSSIG Uwe	-	-	-	-		
		11	RICKMANN Martin	-	-	-	-		
		1	SCHIFFLER Alexander	-	-	-	-		
		10	WISCHNEWSKI Stefan	-	-	-	-		
	7	von der TRENCK Stefan	-	-	-	-			
Total Team				37	1	-	38	94.74	

Limit

25.00%

Legend:		Exc	Cont	Eff %	Avg
Rk	Rank	Excellent	Continues	Efficiency %	Average per set



PRNVS000000CD.00073 00102313:16V010

MON 23 OCT 2000

P2

PAVILION 3

Match No: 20  
Start Time: 12:00

HUN vs GER  
0 3

Spectators: 3286

Team	Sets	1	2	3	Total
HUN	0	21	19	22	62
GER	3	25	25	25	75
	Minutes	21	20	23	64

Referees: SOLVANG Jan Otto (NOR) & CHIRCHOV Stepan (RUS)

HUN ▪ Hungary							GER ▪ Germany								
No	Name	1	2	3	4	5	Pts	No	Name	1	2	3	4	5	Pts
1	LOCSEI Sandor	□	□	□			2	1	SCHIFFLER Alexander			□			2
2	SZIGEDI Laszlo		□				1	2	STETTNER Ferenc	■	■	■			2
3	SZABO Laszlo	□	□					3	RENGER Thomas	■	■	■			8
4	GAL Janos							5	HAUSSIG Uwe						
5	PERES Janos							6	SOICKE Siegmund	■	■	■			4
6	KEKECS Miklos	■	■	■			3	7	von der TRENCK Stefan	□	□	□			
7	DOMOKOS Andras	■	■	■			4	8	MIMBERG Dirk	■	■	■			17
8	STIRCZER Jozsef	■	■	■				9	SCHRAPP Juergen	■	■	■			16
9	L KOVACS Laszlo	L	L	L				10	WISCHNEWSKI Stefan						
10	SZECSENYI Lajos	■	■	■				11	RICKMANN Martin						
14	MANYAK Attila	■	■	■			16	12	BARSCH Steffen	■	■	■			7
15	MAKAROVSKI Sandor	■	■	■			9								
<b>Head Coach:</b> BALOGH Istvan							<b>Head Coach:</b> DE HAAN Jouke								
<b>Assistant:</b>							<b>Assistant:</b> WILKENS Andreas								

## TEAM AND PLAYER PERFORMANCES

Won	Total Atts	No	Name	Scoring Skills	Won	Total Atts	No	Name
20	81	Total Team		Attack	43	127	Total Team	
12	32	14	MANYAK Attila		14	28	9	SCHRAPP Juergen
5	19	15	MAKAROVSKI Sandor		13	35	8	MIMBERG Dirk
1	2	2	SZIGEDI Laszlo		7	19	3	RENGER Thomas
14	79	Total Team			10	36	Total Team	
4	15	14	MANYAK Attila	Block	3	7	6	SOICKE Siegmund
4	18	15	MAKAROVSKI Sandor		3	8	8	MIMBERG Dirk
2	9	1	LOCSEI Sandor		2	7	2	STETTNER Ferenc
1	64	Total Team		Serve	3	73	Total Team	
1	12	7	DOMOKOS Andras		1	12	6	SOICKE Siegmund
27		Total Team			1	7	8	MIMBERG Dirk
62	224	Total Team		Opp Error	1	17	9	SCHRAPP Juergen
16	16	14	MANYAK Attila		19		Total Team	
				Total	75	236	Total Team	
					Best Scorer	17	17	8

### Legend:

■ Starting line-up      □ Substitute      nn Team Captain      □ Substitue libero  
 Pts Points scored      L Libero Player      Opp Opponent      Atts Attempts

PRNVS000000CE.00083 00102313:21V010

Match No 20  
Start Time: 12:00

HUN vs GER  
0 3


Spectators: 3286

Team	Sets	1	2	3	Total
HUN	0	21	19	22	62
GER	3	25	25	25	75
	Minutes	21	20	23	64

## HUN · Hungary

Scoring Attackers		Rk	No	Name	Succ	Faults	Cont	Total	Succ %	
		1	14	MANYAK Attila	12	5	15	32	37.50	
		2	15	MAKAROVSZKI Sandor	5	4	10	19	26.32	
			6	KEKECS Miklos	1	3	6	10		
			8	STIRCZER Jozsef	-	3	6	9		
			7	DOMOKOS Andras	1	-	2	3		
			1	LOCSEI Sandor	-	1	2	3		
			3	SZABO Laszlo	-	-	2	2		
			2	SZIGEDI Laszlo	1	1	-	2		
			10	SZECSENYI Lajos	-	1	-	1		
			4	GAL Janos	-	-	-	-		
			9	KOVACS Laszlo	-	-	-	-		
			5	PERES Janos	-	-	-	-		
	Limit 15.00%		Total Team			20	18	43	81	24.69

Scoring Blockers		Rk	No	Name	Succ	Faults	Cont	Total	Avg
		1	15	MAKAROVSZKI Sandor	4	6	8	18	1.33
			14	MANYAK Attila	4	2	9	15	1.33
		3	7	DOMOKOS Andras	2	2	12	16	0.67
			1	LOCSEI Sandor	2	4	3	9	0.67
			6	KEKECS Miklos	2	1	3	6	0.67
		6	8	STIRCZER Jozsef	-	4	2	6	0.00
			2	SZIGEDI Laszlo	-	2	4	6	0.00
			10	SZECSENYI Lajos	-	1	2	3	0.00
			4	GAL Janos	-	-	-	-	
			9	KOVACS Laszlo	-	-	-	-	
			5	PERES Janos	-	-	-	-	
			3	SZABO Laszlo	-	-	-	-	
		Total Team			14	22	43	79	4.67

Scoring Servers		Rk	No	Name	Succ	Faults	Cont	Total	Avg
		1	7	DOMOKOS Andras	1	-	11	12	0.33
		2	15	MAKAROVSZKI Sandor	-	1	10	11	0.00
			6	KEKECS Miklos	-	-	9	9	0.00
			8	STIRCZER Jozsef	-	-	9	9	0.00
			14	MANYAK Attila	-	-	7	7	0.00
			1	LOCSEI Sandor	-	-	5	5	0.00
			10	SZECSENYI Lajos	-	1	3	4	0.00
			2	SZIGEDI Laszlo	-	-	4	4	0.00
			3	SZABO Laszlo	-	1	2	3	0.00
			4	GAL Janos	-	-	-	-	
			9	KOVACS Laszlo	-	-	-	-	
			5	PERES Janos	-	-	-	-	
		Total Team			1	3	60	64	0.33

Team	Opponent Errors & Team Faults	27	11
------	-------------------------------	----	----

Legend:									
Rk	Rank	Succ	Successes	Cont	Continues	Succ %	Success %	Avg	Average per set

Match No 20  
Start Time: 12:00


HUN vs GER  
0 3

Spectators: 3286

Team	Sets	1	2	3	Total
HUN	0	21	19	22	62
GER	3	25	25	25	75
	Minutes	21	20	23	64

## HUN · Hungary

Non-Scoring Diggers		Rk	No	Name	Exc	Faults	Cont	Total	Avg	
		1	9	KOVACS Laszlo	9	5	4	18	3.00	
		2	14	MANYAK Attila	7	3	5	15	2.33	
			8	STIRCZER Jozsef	7	4	4	15	2.33	
		4	6	KEKECS Miklos	5	2	3	10	1.67	
		5	15	MAKAROVSZKI Sandor	3	2	5	10	1.00	
		6	2	SZIGEDI Laszlo	2	-	1	3	0.67	
		7	7	DOMOKOS Andras	1	2	3	6	0.33	
			3	SZABO Laszlo	1	-	-	1	0.33	
		9	1	LOCSEI Sandor	-	-	3	3	0.00	
		10		SZECSENYI Lajos	-	1	-	1	0.00	
		4		GAL Janos	-	-	-	-	-	
		5		PERES Janos	-	-	-	-	-	
			Total Team			35	19	28	82	11.67

Non-Scoring Setters		Rk	No	Name	Exc	Faults	Cont	Total	Avg
		1	7	DOMOKOS Andras	8	-	16	24	2.67
		2	1	LOCSEI Sandor	5	-	16	21	1.67
		3	10	SZECSENYI Lajos	2	-	14	16	0.67
		4	14	MANYAK Attila	1	-	3	4	0.33
			15	MAKAROVSZKI Sandor	1	-	1	2	0.33
		6	9	KOVACS Laszlo	-	-	3	3	0.00
			8	STIRCZER Jozsef	-	-	3	3	0.00
			6	KEKECS Miklos	-	-	1	1	0.00
			2	SZIGEDI Laszlo	-	-	1	1	0.00
			4	GAL Janos	-	-	-	-	-
			5	PERES Janos	-	-	-	-	-
			3	SZABO Laszlo	-	-	-	-	-
			Total Team			17	-	58	75

Non-Scoring Receivers		Rk	No	Name	Exc	Faults	Cont	Total	Eff %
		1	9	KOVACS Laszlo	13	1	6	20	60.00
			15	MAKAROVSZKI Sandor	8	1	3	12	
			14	MANYAK Attila	3	-	5	8	
			8	STIRCZER Jozsef	1	-	6	7	
			6	KEKECS Miklos	1	-	3	4	
			3	SZABO Laszlo	1	-	1	2	
			2	SZIGEDI Laszlo	-	-	2	2	
			7	DOMOKOS Andras	-	-	-	-	
			4	GAL Janos	-	-	-	-	
			1	LOCSEI Sandor	-	-	-	-	
		5	PERES Janos	-	-	-	-		
		10	SZECSENYI Lajos	-	-	-	-		
		Total Team			27	2	26	55	45.45

Limit

25.00%

Legend:

Rk Rank      Exc Excellent      Cont Continues      Eff % Efficiency %      Avg Average per set


Match No 20  
Start Time: 12:00


HUN vs GER  
0 3


Spectators: 3286

Team	Sets	1	2	3	Total
HUN	0	21	19	22	62
GER	3	25	25	25	75
	Minutes	21	20	23	64

## GER - Germany

Scoring Attackers		Rk	No	Name	Succ	Faults	Cont	Total	Succ %
		1	9	SCHRAPP Juergen	14	6	8	28	50.00
		2	8	MIMBERG Dirk	13	10	12	35	37.14
		3		RENGER Thomas	7	3	9	19	
		12		BARSCH Steffen	7	4	7	18	
		7		von der TRENCK Stefan	-	2	8	10	
		1		SCHIFFLER Alexander	2	1	3	6	
		2		STETTNER Ferenc	-	1	5	6	
		6		SOICKE Siegmund	-	2	3	5	
		5		HAUSSIG Uwe	-	-	-	-	
		11		RICKMANN Martin	-	-	-	-	
		10		WISCHNEWSKI Stefan	-	-	-	-	
	Limit 15.00%		Total Team			43	29	55	127

Scoring Blockers		Rk	No	Name	Succ	Faults	Cont	Total	Avg
		1	8	MIMBERG Dirk	3	2	3	8	1.00
			6	SOICKE Siegmund	3	1	3	7	1.00
		3	2	STETTNER Ferenc	2	-	5	7	0.67
		4	9	SCHRAPP Juergen	1	1	4	6	0.33
			3	RENGER Thomas	1	2	1	4	0.33
		6	12	BARSCH Steffen	-	4	-	4	0.00
		5		HAUSSIG Uwe	-	-	-	-	
		11		RICKMANN Martin	-	-	-	-	
		1		SCHIFFLER Alexander	-	-	-	-	
		10		WISCHNEWSKI Stefan	-	-	-	-	
	7		von der TRENCK Stefan	-	-	-	-		
	Total Team			10	10	16	36	3.33	

Scoring Servers		Rk	No	Name	Succ	Faults	Cont	Total	Avg
		1	9	SCHRAPP Juergen	1	-	16	17	0.33
			6	SOICKE Siegmund	1	-	11	12	0.33
			8	MIMBERG Dirk	1	1	5	7	0.33
		4	3	RENGER Thomas	-	1	12	13	0.00
		2		STETTNER Ferenc	-	2	10	12	0.00
		12		BARSCH Steffen	-	1	10	11	0.00
		1		SCHIFFLER Alexander	-	-	1	1	0.00
		5		HAUSSIG Uwe	-	-	-	-	
		11		RICKMANN Martin	-	-	-	-	
		10		WISCHNEWSKI Stefan	-	-	-	-	
	7		von der TRENCK Stefan	-	-	-	-		
	Total Team			3	5	65	73	1.00	

Team	Opponent Errors & Team Faults	19	6
------	-------------------------------	----	---

Legend:									
Rk	Rank	Succ	Successes	Cont	Continues	Succ %	Success %	Avg	Average per set

Match No 20  
Start Time: 12:00


HUN vs GER  
0 3


Spectators: 3286

Team	Sets	1	2	3	Total
HUN	0	21	19	22	62
GER	3	25	25	25	75
	Minutes	21	20	23	64

## GER - Germany

Non-Scoring Diggers		Rk	No	Name	Exc	Faults	Cont	Total	Avg
	1	9	SCHRAPP Juergen	3	-	17	20	1.00	
	2	12	BARSCH Steffen	2	2	12	16	0.67	
	3	8	MIMBERG Dirk	1	3	12	16	0.33	
	6	6	SOICKE Siegmund	1	1	11	13	0.33	
	7	7	von der TRENCK Stefan	1	-	-	1	0.33	
	6	3	RENGER Thomas	-	-	22	22	0.00	
	2	2	STETTNER Ferenc	-	4	8	12	0.00	
	1	1	SCHIFFLER Alexander	-	-	1	1	0.00	
	5	5	HAUSSIG Uwe	-	-	-	-	-	
	11	11	RICKMANN Martin	-	-	-	-	-	
10	10	WISCHNEWSKI Stefan	-	-	-	-	-		
Total Team				8	10	83	101	2.67	

Non-Scoring Setters		Rk	No	Name	Exc	Faults	Cont	Total	Avg
	1	2	STETTNER Ferenc	19	-	23	42	6.33	
	2	6	SOICKE Siegmund	18	-	24	42	6.00	
	3	12	BARSCH Steffen	1	1	4	6	0.33	
	3	3	RENGER Thomas	1	-	5	6	0.33	
	9	9	SCHRAPP Juergen	1	-	4	5	0.33	
	8	8	MIMBERG Dirk	1	-	3	4	0.33	
	7	1	SCHIFFLER Alexander	-	-	1	1	0.00	
	5	5	HAUSSIG Uwe	-	-	-	-	-	
	11	11	RICKMANN Martin	-	-	-	-	-	
	10	10	WISCHNEWSKI Stefan	-	-	-	-	-	
7	7	von der TRENCK Stefan	-	-	-	-	-		
Total Team				41	1	64	106	13.67	

Non-Scoring Receivers		Rk	No	Name	Exc	Faults	Cont	Total	Eff %
	1	8	MIMBERG Dirk	17	1	-	18	88.89	
	3	3	RENGER Thomas	13	-	1	14	-	
	12	12	BARSCH Steffen	10	-	1	11	-	
	9	9	SCHRAPP Juergen	8	-	-	8	-	
	6	6	SOICKE Siegmund	5	-	-	5	-	
	1	1	SCHIFFLER Alexander	1	-	1	2	-	
	2	2	STETTNER Ferenc	2	-	-	2	-	
	7	7	von der TRENCK Stefan	1	-	-	1	-	
	5	5	HAUSSIG Uwe	-	-	-	-	-	
	11	11	RICKMANN Martin	-	-	-	-	-	
10	10	WISCHNEWSKI Stefan	-	-	-	-	-		
Total Team				57	1	3	61	91.80	

Limit

25.00%

Legend:


Rk Rank      Exc Excellent      Cont Continues      Eff % Efficiency %      Avg Average per set


PRNVS000000CF.00084A 00102313:25V030




## HUN · Hungary

After 4 Matches

Scoring Attackers	No	Name	MP	SP	Succ	Faults	Cont	Total	Succ %
		1	LOCSEI Sandor	4	12	5	5	5	15
	2	SZIGEDI Laszlo	4	12	3	1	1	5	60.00
	3	SZABO Laszlo	4	12	10	1	21	32	31.25
	4	GAL Janos	4	12	-	-	-	-	0.00
	5	PERES Janos	4	12	1	1	1	3	33.33
	6	KEKECS Miklos	4	12	12	7	20	39	30.77
	7	DOMOKOS Andras	4	12	3	2	9	14	21.43
	8	STIRCZER Jozsef	4	12	9	6	16	31	29.03
	9	KOVACS Laszlo	4	12	-	-	-	-	0.00
	10	SZECSENYI Lajos	4	12	2	4	6	12	16.67
	14	MANYAK Attila	4	12	46	17	42	105	43.81
	15	MAKAROVSZKI Sandor	4	12	19	11	36	66	28.79
	Team Totals		4	12	110	55	157	322	34.16

Scoring Blockers	No	Name	MP	SP	Succ	Faults	Cont	Total	Avg
		1	LOCSEI Sandor	4	12	4	7	8	19
	2	SZIGEDI Laszlo	4	12	1	4	4	9	0.08
	3	SZABO Laszlo	4	12	1	3	-	4	0.08
	4	GAL Janos	4	12	1	-	-	1	0.08
	5	PERES Janos	4	12	2	-	1	3	0.17
	6	KEKECS Miklos	4	12	6	2	25	33	0.50
	7	DOMOKOS Andras	4	12	5	6	23	34	0.42
	8	STIRCZER Jozsef	4	12	5	6	12	23	0.42
	9	KOVACS Laszlo	4	12	-	-	-	-	0.00
	10	SZECSENYI Lajos	4	12	2	9	8	19	0.17
	14	MANYAK Attila	4	12	6	4	15	25	0.50
	15	MAKAROVSZKI Sandor	4	12	15	19	26	60	1.25
	Team Totals		4	12	48	60	122	230	4.00

Scoring Servers	No	Name	MP	SP	Succ	Faults	Cont	Total	Avg
		1	LOCSEI Sandor	4	12	-	2	19	21
	2	SZIGEDI Laszlo	4	12	-	1	6	7	0.00
	3	SZABO Laszlo	4	12	1	2	17	20	0.08
	4	GAL Janos	4	12	1	1	-	2	0.08
	5	PERES Janos	4	12	-	1	3	4	0.00
	6	KEKECS Miklos	4	12	2	4	44	50	0.17
	7	DOMOKOS Andras	4	12	6	2	41	49	0.50
	8	STIRCZER Jozsef	4	12	3	1	32	36	0.25
	9	KOVACS Laszlo	4	12	-	-	-	-	0.00
	10	SZECSENYI Lajos	4	12	1	3	20	24	0.08
	14	MANYAK Attila	4	12	4	4	21	29	0.33
	15	MAKAROVSZKI Sandor	4	12	2	2	35	39	0.17
	Team Totals		4	12	20	23	238	281	1.67


Team	Opponent Errors & Team Faults	102	31
------	-------------------------------	-----	----


Legend:


Succ	Successes	Cont	Continues	Succ %	Success %	Avg	Average per set	MP	Matches Played
SP	Team Sets Played								

## HUN · Hungary

After 4 Matches

Non-Scoring Diggers		No	Name	MP	SP	Exc	Faults	Cont	Total	Avg	
		1	LOCSEI Sandor	4	12	7	4	10	21	0.58	
		2	SZIGEDI Laszlo	4	12	2	-	1	3	0.17	
		3	SZABO Laszlo	4	12	6	2	1	9	0.50	
		4	GAL Janos	4	12	-	-	1	1	0.00	
		5	PERES Janos	4	12	-	-	3	3	0.00	
		6	KEKECS Miklos	4	12	17	9	24	50	1.42	
		7	DOMOKOS Andras	4	12	2	2	5	9	0.17	
		8	STIRCZER Jozsef	4	12	13	10	17	40	1.08	
		9	KOVACS Laszlo	4	12	18	10	31	59	1.50	
		10	SZECSENYI Lajos	4	12	1	2	3	6	0.08	
		14	MANYAK Attila	4	12	13	7	9	29	1.08	
		15	MAKAROVSKI Sandor	4	12	10	7	17	34	0.83	
			Team Totals		4	12	89	53	122	264	7.42

Non-Scoring Setters		No	Name	MP	SP	Exc	Faults	Cont	Total	Avg	
		1	LOCSEI Sandor	4	12	16	-	26	42	1.33	
		2	SZIGEDI Laszlo	4	12	-	-	1	1	0.00	
		3	SZABO Laszlo	4	12	1	-	3	4	0.08	
		4	GAL Janos	4	12	5	-	2	7	0.42	
		5	PERES Janos	4	12	-	-	-	-	0.00	
		6	KEKECS Miklos	4	12	1	-	12	13	0.08	
		7	DOMOKOS Andras	4	12	44	3	50	97	3.67	
		8	STIRCZER Jozsef	4	12	1	-	8	9	0.08	
		9	KOVACS Laszlo	4	12	-	-	10	10	0.00	
		10	SZECSENYI Lajos	4	12	13	-	49	62	1.08	
		14	MANYAK Attila	4	12	4	-	11	15	0.33	
		15	MAKAROVSKI Sandor	4	12	4	-	7	11	0.33	
			Team Totals		4	12	89	3	179	271	7.42

Non-Scoring Receivers		No	Name	MP	SP	Exc	Faults	Cont	Total	Eff %	
		1	LOCSEI Sandor	4	12	2	1	1	4	25.00	
		2	SZIGEDI Laszlo	4	12	-	-	2	2	0.00	
		3	SZABO Laszlo	4	12	4	-	1	5	80.00	
		4	GAL Janos	4	12	-	-	-	-	0.00	
		5	PERES Janos	4	12	-	-	-	-	0.00	
		6	KEKECS Miklos	4	12	23	1	9	33	66.67	
		7	DOMOKOS Andras	4	12	-	-	-	-	0.00	
		8	STIRCZER Jozsef	4	12	15	1	8	24	58.33	
		9	KOVACS Laszlo	4	12	57	6	15	78	65.38	
		10	SZECSENYI Lajos	4	12	-	-	-	-	0.00	
		14	MANYAK Attila	4	12	4	-	5	9	44.44	
		15	MAKAROVSKI Sandor	4	12	21	1	8	30	66.67	
			Team Totals		4	12	126	10	49	185	62.70


Legend:


Exc	Excellent	Cont	Continues	Eff %	Efficiency %	Avg	Average per set	MP	Matches Played
SP	Team Sets Played								

PRNVS000000D0.00084A 00102313:26V030

## GER - Germany

After 4 Matches

Scoring Attackers	No	Name	MP	SP	Succ	Faults	Cont	Total	Succ %
		1	SCHIFFLER Alexander	4	12	8	6	18	32
	2	STETTNER Ferenc	4	12	4	2	8	14	28.57
	3	RENGER Thomas	4	12	13	10	22	45	28.89
	5	HAUSSIG Uwe	4	12	1	-	1	2	50.00
	6	SOICKE Siegmund	4	12	1	9	19	29	3.45
	7	von der TRENCK Stefan	4	12	3	3	17	23	13.04
	8	MIMBERG Dirk	4	12	37	23	49	109	33.94
	9	SCHRAPP Juergen	4	12	41	11	42	94	43.62
	10	WISCHNEWSKI Stefan	4	12	-	-	-	-	0.00
	11	RICKMANN Martin	4	12	3	2	1	6	50.00
	12	BARSCHE Steffen	4	12	21	12	32	65	32.31
	Team Totals		4	12	132	78	209	419	31.50

Scoring Blockers	No	Name	MP	SP	Succ	Faults	Cont	Total	Avg
		1	SCHIFFLER Alexander	4	12	1	1	13	15
	2	STETTNER Ferenc	4	12	6	2	10	18	0.50
	3	RENGER Thomas	4	12	3	6	10	19	0.25
	5	HAUSSIG Uwe	4	12	-	-	1	1	0.00
	6	SOICKE Siegmund	4	12	7	8	17	32	0.58
	7	von der TRENCK Stefan	4	12	1	2	7	10	0.08
	8	MIMBERG Dirk	4	12	5	8	18	31	0.42
	9	SCHRAPP Juergen	4	12	6	8	20	34	0.50
	10	WISCHNEWSKI Stefan	4	12	-	-	-	-	0.00
	11	RICKMANN Martin	4	12	2	2	3	7	0.17
	12	BARSCHE Steffen	4	12	4	10	14	28	0.33
	Team Totals		4	12	35	47	113	195	2.92

Scoring Servers	No	Name	MP	SP	Succ	Faults	Cont	Total	Avg
		1	SCHIFFLER Alexander	4	12	-	1	8	9
	2	STETTNER Ferenc	4	12	4	7	39	50	0.33
	3	RENGER Thomas	4	12	-	3	31	34	0.00
	5	HAUSSIG Uwe	4	12	-	-	-	-	0.00
	6	SOICKE Siegmund	4	12	1	1	36	38	0.08
	7	von der TRENCK Stefan	4	12	-	-	-	-	0.00
	8	MIMBERG Dirk	4	12	1	5	39	45	0.08
	9	SCHRAPP Juergen	4	12	6	4	44	54	0.50
	10	WISCHNEWSKI Stefan	4	12	-	-	-	-	0.00
	11	RICKMANN Martin	4	12	-	1	8	9	0.00
	12	BARSCHE Steffen	4	12	2	5	31	38	0.17
	Team Totals		4	12	14	27	236	277	1.17


Team	Opponent Errors & Team Faults	100	22
------	-------------------------------	-----	----


Legend:

Succ	Successes	Cont	Continues	Succ %	Success %	Avg	Average per set	MP	Matches Played
SP	Team Sets Played								

## GER - Germany

After 4 Matches

Non-Scoring Diggers		No	Name	MP	SP	Exc	Faults	Cont	Total	Avg
		1	SCHIFFLER Alexander	4	12	3	2	2	7	0.25
		2	STETTNER Ferenc	4	12	11	9	15	35	0.92
		3	RENGER Thomas	4	12	12	5	27	44	1.00
		5	HAUSSIG Uwe	4	12	-	1	-	1	0.00
		6	SOICKE Siegmund	4	12	11	8	24	43	0.92
		7	von der TRENCK Stefan	4	12	1	2	2	5	0.08
		8	MIMBERG Dirk	4	12	14	8	22	44	1.17
		9	SCHRAPP Juergen	4	12	24	6	28	58	2.00
		10	WISCHNEWSKI Stefan	4	12	1	-	4	5	0.08
		11	RICKMANN Martin	4	12	7	-	1	8	0.58
		12	BARSCHE Steffen	4	12	8	7	26	41	0.67
	Team Totals				4	12	92	48	151	291

Non-Scoring Setters		No	Name	MP	SP	Exc	Faults	Cont	Total	Avg
		1	SCHIFFLER Alexander	4	12	-	-	5	5	0.00
		2	STETTNER Ferenc	4	12	42	1	89	132	3.50
		3	RENGER Thomas	4	12	1	-	7	8	0.08
		5	HAUSSIG Uwe	4	12	1	-	-	1	0.08
		6	SOICKE Siegmund	4	12	67	1	88	156	5.58
		7	von der TRENCK Stefan	4	12	-	-	2	2	0.00
		8	MIMBERG Dirk	4	12	3	1	15	19	0.25
		9	SCHRAPP Juergen	4	12	5	-	18	23	0.42
		10	WISCHNEWSKI Stefan	4	12	-	-	1	1	0.00
		11	RICKMANN Martin	4	12	1	-	2	3	0.08
		12	BARSCHE Steffen	4	12	2	1	11	14	0.17
	Team Totals				4	12	122	4	238	364

Non-Scoring Receivers		No	Name	MP	SP	Exc	Faults	Cont	Total	Eff %
		1	SCHIFFLER Alexander	4	12	9	-	4	13	69.23
		2	STETTNER Ferenc	4	12	7	-	1	8	87.50
		3	RENGER Thomas	4	12	39	2	9	50	74.00
		5	HAUSSIG Uwe	4	12	1	-	-	1	100.0
		6	SOICKE Siegmund	4	12	14	1	3	18	72.22
		7	von der TRENCK Stefan	4	12	1	-	2	3	33.33
		8	MIMBERG Dirk	4	12	34	1	4	39	84.62
		9	SCHRAPP Juergen	4	12	26	-	4	30	86.67
		10	WISCHNEWSKI Stefan	4	12	6	1	-	7	71.43
		11	RICKMANN Martin	4	12	10	-	1	11	90.91
		12	BARSCHE Steffen	4	12	27	1	5	33	78.79
	Team Totals				4	12	174	6	33	213

Legend:

Exc	Excellent	Cont	Continues	Eff %	Efficiency %	Avg	Average per set	MP	Matches Played
SP	Team Sets Played								

PRNVS000000D1.00073 00102314:10V01P

MON 23 OCT 2000

P2

PAVILION 3

Match No: 21  
Start Time: 13:30

FIN vs LBA  
2 vs 0

Spectators:

Team	Sets	1	2	3	4	5	Total
FIN	2	25	25	0			50
LBA	0	7	9	0			16
	Minutes	14	17				31

Referees: PLESNIK Janko (SLO) & TORABIALAMOUTI Khesrollah (IRI)

FIN ■ Finland							LBA ■ Libyan Arab Jamahiriya								
No	Name	1	2	3	4	5	Pts	No	Name	1	2	3	4	5	Pts
1	PYNNOENEN Allan							2	SALIL Ali Said	■	■				
2	HAENNINEN Keijo		■				5	3	ALMEDNENE Mousbah A M						
3	L HEINO Jari	L	L					4	4	ELKELABE Zuhair M	■	■			
4	LAINEN Jukka	■	■				4	5	ELGHASHIR Abulgasem						
6	KAPIAINEN Petri	■	■				3	6	SAEID I Hashem	■	■				3
7	TERVO Sami							7	7	M SUSAEN Gama					
8	MELANEN Lauri							8	8	ALAGURI Salah	■	■			1
9	TUOMINEN Veli-Matti	■	■				8	9	ABDELGADER SALEH Saleh Ibrahim	■	■				
10	PULLI Matti	■	■				8	10	ABUSETIN Mustafa	■	■				
11	VENAELAEINEN Olavi	■	■				7	11	EMHEMED SALEM Salem						
12	VISTBACKA Aulis	■					2	12	ZAITUNI Abdulhakim H	■	■				
								13	MANSUR Salem	■	■				
<b>Head Coach:</b> VARE Timo							<b>Head Coach:</b> NOUH Ramdans								
<b>Assistant:</b> PULLI Ossi							<b>Assistant:</b> ABDUSSALAM Mohamad								

## TEAM AND PLAYER PERFORMANCES

Won	Total Atts	No	Name	Scoring Skills	Won	Total Atts	No	Name
27	46	Total Team		Attack	2	46	Total Team	
6	10	10	PULLI Matti		1	4	6	SAEID I Hashem
5	7	9	TUOMINEN Veli-Matti		1	4	8	ALAGURI Salah
5	8	11	VENAELAEINEN Olavi	Block		11	Total Team	
6	17	Total Team			2	17	Total Team	
2	3	10	PULLI Matti		2	4	6	SAEID I Hashem
1	3	2	HAENNINEN Keijo	Serve			Total Team	
1	7	9	TUOMINEN Veli-Matti		12		Total Team	
4	49	Total Team			16	74	Total Team	
2	11	9	TUOMINEN Veli-Matti	Opp Error			Total Team	
1	4	2	HAENNINEN Keijo		3	3	6	SAEID I Hashem
1	7	11	VENAELAEINEN Olavi				Total Team	
13		Total Team		Total			Total Team	
50	112	Total Team					Total Team	
8	8	9	TUOMINEN Veli-Matti				Total Team	
				Best Scorer			Total Team	

Jury President:

Signature:

### Legend:

■ Starting line-up      ▬ Substitute      nn Team Captain      L Substitute libero  
 Pts Points scored      L Libero Player      Opp Opponent      Atts Attempts

PRNVS000000D2.00083 00102314:11V01P



Match No 21  
Start Time: 13:30


FIN vs LBA  
2 0


Spectators:

Team	Sets	1	2	3	4	5	Total
FIN	2	25	25	0			50
LBA	0	7	9	0			16
	Minutes	14	17				31

## FIN · Finland

Scoring Attackers		Rk	No	Name	Succ	Faults	Cont	Total	Succ %	
	1	9	TUOMINEN Veli-Matti	5	-	2	7	71.43		
	2	11	VENAELAEINEN Olavi	5	1	2	8	62.50		
	3	10	PULLI Matti	6	-	4	10	60.00		
	4	6	KAPIAINEN Petri	3	1	5	9	33.33		
	2		HAENNINEN Keijo	3	-	1	4			
	4		LAINE Jukka	4	-	-	4			
	12		VISTBACKA Aulis	1	1	2	4			
	3		HEINO Jari	-	-	-	-			
	8		MELANEN Lauri	-	-	-	-			
	1		PYNNOENEN Allan	-	-	-	-			
	7		TERVO Sami	-	-	-	-			
	Limit 15.00%		Total Team			27	3	16	46	58.70

Scoring Blockers		Rk	No	Name	Succ	Faults	Cont	Total	Avg
	1	10	PULLI Matti	2	1	-	3	1.00	
	2	9	TUOMINEN Veli-Matti	1	2	4	7	0.50	
	2		HAENNINEN Keijo	1	1	1	3	0.50	
	11		VENAELAEINEN Olavi	1	-	1	2	0.50	
	12		VISTBACKA Aulis	1	-	1	2	0.50	
	3		HEINO Jari	-	-	-	-		
	6		KAPIAINEN Petri	-	-	-	-		
	4		LAINE Jukka	-	-	-	-		
	8		MELANEN Lauri	-	-	-	-		
	1		PYNNOENEN Allan	-	-	-	-		
	7		TERVO Sami	-	-	-	-		
		Total Team			6	4	7	17	3.00

Scoring Servers		Rk	No	Name	Succ	Faults	Cont	Total	Avg
	1	9	TUOMINEN Veli-Matti	2	2	7	11	1.00	
	2	11	VENAELAEINEN Olavi	1	-	6	7	0.50	
	2		HAENNINEN Keijo	1	-	3	4	0.50	
	4	6	KAPIAINEN Petri	-	-	20	20	0.00	
	4		LAINE Jukka	-	-	3	3	0.00	
	10		PULLI Matti	-	-	3	3	0.00	
	12		VISTBACKA Aulis	-	1	-	1	0.00	
	3		HEINO Jari	-	-	-	-		
	8		MELANEN Lauri	-	-	-	-		
	1		PYNNOENEN Allan	-	-	-	-		
	7		TERVO Sami	-	-	-	-		
		Total Team			4	3	42	49	2.00

Team	Opponent Errors & Team Faults	13	1
------	-------------------------------	----	---

Legend:									
Rk	Rank	Succ	Successes	Cont	Continues	Succ %	Success %	Avg	Average per set

Match No 21  
Start Time: 13:30


FIN vs LBA  
2 0

Spectators:

Team	Sets	1	2	3	4	5	Total
FIN	2	25	25	0			50
LBA	0	7	9	0			16
	Minutes	14	17				31

## FIN - Finland

Non-Scoring Diggers		Rk	No	Name	Exc	Faults	Cont	Total	Avg
		1	11	VENAELAEINEN Olavi	9	1	5	15	4.50
		2	6	KAPIAINEN Petri	6	1	3	10	3.00
			3	HEINO Jari	6	1	-	7	3.00
		4	10	PULLI Matti	4	-	2	6	2.00
			2	HAENNINEN Keijo	4	-	1	5	2.00
		6	4	LAINEN Jukka	2	-	1	3	1.00
		7	12	VISTBACKA Aulis	1	-	1	2	0.50
		8	9	TUOMINEN Veli-Matti	-	1	4	5	0.00
			8	MELANEN Lauri	-	-	-	-	-
			1	PYNNOENEN Allan	-	-	-	-	-
			7	TERVO Sami	-	-	-	-	-
	Total Team					32	4	17	53

Non-Scoring Setters		Rk	No	Name	Exc	Faults	Cont	Total	Avg
		1	4	LAINEN Jukka	8	-	6	14	4.00
		2	10	PULLI Matti	5	-	8	13	2.50
		3	6	KAPIAINEN Petri	3	-	5	8	1.50
		4	2	HAENNINEN Keijo	1	-	1	2	0.50
		5	3	HEINO Jari	-	-	1	1	0.00
			8	MELANEN Lauri	-	-	-	-	-
			1	PYNNOENEN Allan	-	-	-	-	-
			7	TERVO Sami	-	-	-	-	-
			9	TUOMINEN Veli-Matti	-	-	-	-	-
			11	VENAELAEINEN Olavi	-	-	-	-	-
			12	VISTBACKA Aulis	-	-	-	-	-
	Total Team					17	-	21	38

Non-Scoring Receivers		Rk	No	Name	Exc	Faults	Cont	Total	Eff %
		1	3	HEINO Jari	4	-	-	4	100.0
		2	6	KAPIAINEN Petri	2	1	1	4	25.00
			10	PULLI Matti	2	-	1	3	
			11	VENAELAEINEN Olavi	-	-	2	2	
			4	LAINEN Jukka	1	-	-	1	
			2	HAENNINEN Keijo	-	-	-	-	
			8	MELANEN Lauri	-	-	-	-	
			1	PYNNOENEN Allan	-	-	-	-	
			7	TERVO Sami	-	-	-	-	
			9	TUOMINEN Veli-Matti	-	-	-	-	
			12	VISTBACKA Aulis	-	-	-	-	
	Total Team					9	1	4	14

Limit

25.00%

Legend:

Rk Rank      Exc Excellent      Cont Continues      Eff % Efficiency %      Avg Average per set

Match No 21  
Start Time: 13:30


FIN vs LBA  
2 0


Spectators:

Team	Sets	1	2	3	4	5	Total
FIN	2	25	25	0			50
LBA	0	7	9	0			16
	Minutes	14	17				31

## LBA · Libyan Arab Jamahiriya

Scoring Attackers		Rk	No	Name	Succ	Faults	Cont	Total	Succ %	
		10		ABUSETIN Mustafa	-	2	9	11		
		4		ELKELABE Zuhair M	-	4	7	11		
		2		SALIL Ali Said	-	2	6	8		
		9		ABDELGADER SALEH Saleh Ibrahim	-	1	4	5		
		8		ALAGURI Salah	1	1	2	4		
		6		SAEID I Hashem	1	1	2	4		
		12		ZAITUNI Abdulhakim H	-	1	1	2		
		13		MANSUR Salem	-	-	1	1		
		3		ALMEDNENE Mousbah A M	-	-	-	-		
		5		ELGHASHIR Abulgasem	-	-	-	-		
		11		EMHEMED SALEM Salem	-	-	-	-		
		7		M SUSAEN Gama	-	-	-	-		
	Limit 15.00%		Total Team			2	12	32	46	4.35

Scoring Blockers		Rk	No	Name	Succ	Faults	Cont	Total	Avg
	1	10		ABUSETIN Mustafa	-	2	2	4	0.00
		6		SAEID I Hashem	-	2	1	3	0.00
		4		ELKELABE Zuhair M	-	1	1	2	0.00
		13		MANSUR Salem	-	1	-	1	0.00
		12		ZAITUNI Abdulhakim H	-	1	-	1	0.00
		9		ABDELGADER SALEH Saleh Ibrahim	-	-	-	-	
		8		ALAGURI Salah	-	-	-	-	
		3		ALMEDNENE Mousbah A M	-	-	-	-	
		5		ELGHASHIR Abulgasem	-	-	-	-	
		11		EMHEMED SALEM Salem	-	-	-	-	
		7		M SUSAEN Gama	-	-	-	-	
		2		SALIL Ali Said	-	-	-	-	
	Total Team				-	7	4	11	0.00

Scoring Servers		Rk	No	Name	Succ	Faults	Cont	Total	Avg
	1	6		SAEID I Hashem	2	-	2	4	1.00
	2	9		ABDELGADER SALEH Saleh Ibrahim	-	-	3	3	0.00
		10		ABUSETIN Mustafa	-	1	2	3	0.00
		2		SALIL Ali Said	-	-	3	3	0.00
		8		ALAGURI Salah	-	-	2	2	0.00
		4		ELKELABE Zuhair M	-	-	2	2	0.00
		3		ALMEDNENE Mousbah A M	-	-	-	-	
		5		ELGHASHIR Abulgasem	-	-	-	-	
		11		EMHEMED SALEM Salem	-	-	-	-	
		7		M SUSAEN Gama	-	-	-	-	
		13		MANSUR Salem	-	-	-	-	
		12		ZAITUNI Abdulhakim H	-	-	-	-	
	Total Team				2	1	14	17	1.00

Team	Opponent Errors & Team Faults	12	16

Legend:									
Rk	Rank	Succ	Successes	Cont	Continues	Succ %	Success %	Avg	Average per set


Match No 21  
Start Time: 13:30


FIN vs LBA  
2 vs 0


Spectators:

Team	Sets	1	2	3	4	5	Total
FIN	2	25	25	0			50
LBA	0	7	9	0			16
	Minutes	14	17				31

## LBA · Libyan Arab Jamahiriya

Non-Scoring Diggers		Rk	No	Name	Exc	Faults	Cont	Total	Avg
	1	9	ABDELGADER SALEH Saleh Ibrahim	4	1	2	7	2.00	
	2	2	SALIL Ali Said	3	2	3	8	1.50	
	3	10	ABUSETIN Mustafa	1	2	4	7	0.50	
	4	4	ELKELABE Zuhair M	1	2	3	6	0.50	
	5	6	SAEID I Hashem	-	2	5	7	0.00	
	12	12	ZAITUNI Abdulhakim H	-	1	2	3	0.00	
	8	8	ALAGURI Salah	-	-	1	1	0.00	
	3	3	ALMEDNENE Mousbah A M	-	-	-	-	-	
	5	5	ELGHASHIR Abulgasem	-	-	-	-	-	
	11	11	EMHEMED SALEM Salem	-	-	-	-	-	
	7	7	M SUSAEN Gama	-	-	-	-	-	
	13	13	MANSUR Salem	-	-	-	-	-	
	Total Team				9	10	20	39	4.50

Non-Scoring Setters		Rk	No	Name	Exc	Faults	Cont	Total	Avg
	1	6	SAEID I Hashem	1	1	13	15	0.50	
	10	10	ABUSETIN Mustafa	1	-	5	6	0.50	
	4	4	ELKELABE Zuhair M	1	-	3	4	0.50	
	4	8	ALAGURI Salah	-	-	5	5	0.00	
	2	2	SALIL Ali Said	-	-	4	4	0.00	
	13	13	MANSUR Salem	-	2	1	3	0.00	
	9	9	ABDELGADER SALEH Saleh Ibrahim	-	-	-	-	-	
	3	3	ALMEDNENE Mousbah A M	-	-	-	-	-	
	5	5	ELGHASHIR Abulgasem	-	-	-	-	-	
	11	11	EMHEMED SALEM Salem	-	-	-	-	-	
	7	7	M SUSAEN Gama	-	-	-	-	-	
	12	12	ZAITUNI Abdulhakim H	-	-	-	-	-	
Total Team				3	3	31	37	1.50	

Non-Scoring Receivers		Rk	No	Name	Exc	Faults	Cont	Total	Eff %
	1	9	ABDELGADER SALEH Saleh Ibrahim	16	-	-	16	100.0	
	2	10	ABUSETIN Mustafa	11	-	2	13	84.62	
	4	4	ELKELABE Zuhair M	4	-	-	4	-	
	6	6	SAEID I Hashem	2	1	1	4	-	
	2	2	SALIL Ali Said	3	-	-	3	-	
	8	8	ALAGURI Salah	1	-	1	2	-	
	3	3	ALMEDNENE Mousbah A M	-	-	-	-	-	
	5	5	ELGHASHIR Abulgasem	-	-	-	-	-	
	11	11	EMHEMED SALEM Salem	-	-	-	-	-	
	7	7	M SUSAEN Gama	-	-	-	-	-	
	13	13	MANSUR Salem	-	-	-	-	-	
	12	12	ZAITUNI Abdulhakim H	-	-	-	-	-	
Total Team				37	1	4	42	85.71	

Limit

25.00%

Legend:

Rk Rank      Exc Excellent      Cont Continues      Eff % Efficiency %      Avg Average per set

PRNVS000000D3.00073 00102314:27V010

MON 23 OCT 2000

P2

PAVILION 3

Match No: 21  
Start Time: 13:30

FIN vs LBA  
3 vs 0

Spectators: 3500

Team	Sets	1	2	3	Total
FIN	3	25	25	25	75
LBA	0	7	9	4	20
	Minutes	14	17	12	43

Referees: PLESNIK Janko (SLO) & TORABIALAMOUTI Khesrollah (IRI)

FIN ■ Finland							LBA ■ Libyan Arab Jamahiriya								
No	Name	1	2	3	4	5	Pts	No	Name	1	2	3	4	5	Pts
1	PYNNOENEN Allan							2	SALIL Ali Said	■	■	■			
2	HAENNINEN Keijo		■				5	3	ALMEDNENE Mousbah A M						
3	L HEINO Jari	L	L	L				4	ELKELABE Zuhair M	■	■	■			
4	LAINEN Jukka	■	■	■			7	5	ELGHASHIR Abulgasem						
6	KAPIAINEN Petri	■	■	■			5	6	SAEID I Hashem	■	■	■			3
7	TERVO Sami				■		3	7	M SUSAEN Gama						
8	MELANEN Lauri							8	ALAGURI Salah		■				1
9	TUOMINEN Veli-Matti	■	■	■			14	9	ABDELGADER SALEH Saleh Ibrahim	■	■	■			1
10	PULLI Matti	■	■	■			9	10	ABUSETIN Mustafa	■	■				
11	VENAELAEINEN Olavi	■	■	■			9	11	EMHEMED SALEM Salem						
12	VISTBACKA Aulis	■					6	12	ZAITUNI Abdulhakim H						
								13	MANSUR Salem	■					
<b>Head Coach:</b> VARE Timo							<b>Head Coach:</b> NOUH Ramdans								
<b>Assistant:</b> PULLI Ossi							<b>Assistant:</b> ABDUSSALAM Mohamad								

## TEAM AND PLAYER PERFORMANCES

Won	Total Atts	No	Name	Scoring Skills	Won	Total Atts	No	Name
35	61	Total Team		Attack	2	62	Total Team	
7	11	9	TUOMINEN Veli-Matti		1	6	6	SAEID I Hashem
7	11	10	PULLI Matti		1	4	8	ALAGURI Salah
7	10	11	VENAELAEINEN Olavi					
12	26	Total Team		Block	1	14	Total Team	
5	13	9	TUOMINEN Veli-Matti		1	1	9	ABDELGADER SALEH Saleh Ibrahim
2	4	10	PULLI Matti					
1	3	2	HAENNINEN Keijo					
11	73	Total Team		Serve	2	22	Total Team	
4	13	12	VISTBACKA Aulis		2	6	6	SAEID I Hashem
3	8	7	TERVO Sami					
2	11	9	TUOMINEN Veli-Matti					
17		Total Team		Opp Error	15		Total Team	
75	160	Total Team			20	98	Total Team	
14	14	9	TUOMINEN Veli-Matti	Best Scorer	3	3	6	SAEID I Hashem

### Legend:

■ Starting line-up      ▬ Substitute      nn Team Captain      ▬ Substitute libero  
 Pts Points scored      L Libero Player      Opp Opponent      Atts Attempts

PRNVS000000D4.00083 00102314:31V010


Match No 21  
Start Time: 13:30


FIN vs LBA  
3 0


Spectators: 3500

Team	Sets	1	2	3	Total
FIN	3	25	25	25	75
LBA	0	7	9	4	20
	Minutes	14	17	12	43

## FIN · Finland

Scoring Attackers		Rk	No	Name	Succ	Faults	Cont	Total	Succ %
	1	11	VENAELAEINEN Olavi	7	1	2	10	70.00	
	2	10	PULLI Matti	7	-	4	11	63.64	
		9	TUOMINEN Veli-Matti	7	-	4	11	63.64	
	4	6	KAPIAINEN Petri	4	1	8	13	30.77	
		4	LAINE Jukka	6	-	-	6		
		2	HAENNINEN Keijo	3	-	1	4		
		12	VISTBACKA Aulis	1	1	2	4		
		7	TERVO Sami	-	1	1	2		
		3	HEINO Jari	-	-	-	-		
		8	MELANEN Lauri	-	-	-	-		
		1	PYNNOENEN Allan	-	-	-	-		
	Limit 15.00%	Total Team			35	4	22	61	57.38

Scoring Blockers		Rk	No	Name	Succ	Faults	Cont	Total	Avg
	1	9	TUOMINEN Veli-Matti	5	3	5	13	1.67	
	2	10	PULLI Matti	2	1	1	4	0.67	
	3	2	HAENNINEN Keijo	1	1	1	3	0.33	
		11	VENAELAEINEN Olavi	1	-	1	2	0.33	
		12	VISTBACKA Aulis	1	-	1	2	0.33	
		6	KAPIAINEN Petri	1	-	-	1	0.33	
		4	LAINE Jukka	1	-	-	1	0.33	
		3	HEINO Jari	-	-	-	-		
		8	MELANEN Lauri	-	-	-	-		
		1	PYNNOENEN Allan	-	-	-	-		
	7	TERVO Sami	-	-	-	-			
Total Team			12	5	9	26	4.00		

Scoring Servers		Rk	No	Name	Succ	Faults	Cont	Total	Avg
	1	12	VISTBACKA Aulis	4	1	8	13	1.33	
	2	7	TERVO Sami	3	-	5	8	1.00	
	3	9	TUOMINEN Veli-Matti	2	2	7	11	0.67	
	4	11	VENAELAEINEN Olavi	1	-	6	7	0.33	
		2	HAENNINEN Keijo	1	-	3	4	0.33	
	6	6	KAPIAINEN Petri	-	-	21	21	0.00	
		10	PULLI Matti	-	-	6	6	0.00	
		4	LAINE Jukka	-	-	3	3	0.00	
		3	HEINO Jari	-	-	-	-		
		8	MELANEN Lauri	-	-	-	-		
		1	PYNNOENEN Allan	-	-	-	-		
Total Team			11	3	59	73	3.67		

Team	Opponent Errors & Team Faults	17	3
------	-------------------------------	----	---

Legend:									
Rk	Rank	Succ	Successes	Cont	Continues	Succ %	Success %	Avg	Average per set




Match No 21  
Start Time: 13:30


FIN vs LBA  
3 0


Spectators: 3500

Team	Sets	1	2	3	Total
FIN	3	25	25	25	75
LBA	0	7	9	4	20
	Minutes	14	17	12	43

## FIN · Finland

Non-Scoring Diggers		Rk	No	Name	Exc	Faults	Cont	Total	Avg
	1	11	VENAELAEINEN Olavi	9	1	5	15	3.00	
	2	6	KAPIAINEN Petri	8	1	3	12	2.67	
		10	PULLI Matti	8	-	2	10	2.67	
		3	HEINO Jari	8	1	-	9	2.67	
	5	2	HAENNINEN Keijo	4	-	1	5	1.33	
	6	12	VISTBACKA Aulis	3	-	1	4	1.00	
	7	9	TUOMINEN Veli-Matti	2	1	4	7	0.67	
		4	LAINNE Jukka	2	-	1	3	0.67	
		7	TERVO Sami	2	-	-	2	0.67	
		8	MELANEN Lauri	-	-	-	-	-	
		1	PYNNOENEN Allan	-	-	-	-	-	
	Total Team				46	4	17	67	15.33

Non-Scoring Setters		Rk	No	Name	Exc	Faults	Cont	Total	Avg
	1	4	LAINNE Jukka	10	-	10	20	3.33	
	2	10	PULLI Matti	9	-	10	19	3.00	
	3	6	KAPIAINEN Petri	4	-	5	9	1.33	
	4	2	HAENNINEN Keijo	2	-	-	2	0.67	
	5	3	HEINO Jari	-	-	1	1	0.00	
		8	MELANEN Lauri	-	-	-	-	-	
		1	PYNNOENEN Allan	-	-	-	-	-	
		7	TERVO Sami	-	-	-	-	-	
		9	TUOMINEN Veli-Matti	-	-	-	-	-	
		11	VENAELAEINEN Olavi	-	-	-	-	-	
		12	VISTBACKA Aulis	-	-	-	-	-	
	Total Team				25	-	26	51	8.33

Non-Scoring Receivers		Rk	No	Name	Exc	Faults	Cont	Total	Eff %
	1	3	HEINO Jari	4	-	1	5	80.00	
	2	6	KAPIAINEN Petri	3	1	1	5	40.00	
		10	PULLI Matti	2	-	1	3		
		11	VENAELAEINEN Olavi	-	-	2	2		
		4	LAINNE Jukka	1	-	-	1		
		9	TUOMINEN Veli-Matti	-	-	1	1		
		2	HAENNINEN Keijo	-	-	-	-		
		8	MELANEN Lauri	-	-	-	-		
		1	PYNNOENEN Allan	-	-	-	-		
		7	TERVO Sami	-	-	-	-		
		12	VISTBACKA Aulis	-	-	-	-		
	Total Team				10	1	6	17	52.94

Limit

25.00%

Legend:

Rk Rank      Exc Excellent      Cont Continues      Eff % Efficiency %      Avg Average per set


Match No 21  
Start Time: 13:30


FIN vs LBA  
3 0


Spectators: 3500

Team	Sets	1	2	3	Total
FIN	3	25	25	25	75
LBA	0	7	9	4	20
	Minutes	14	17	12	43

## LBA · Libyan Arab Jamahiriya

Scoring Attackers		Rk	No	Name	Succ	Faults	Cont	Total	Succ %
		4	4	ELKELABE Zuhair M	-	4	9	13	
		10	10	ABUSETIN Mustafa	-	2	10	12	
		9	9	ABDELGADER SALEH Saleh Ibrahim	-	3	7	10	
		2	2	SALIL Ali Said	-	3	6	9	
		6	6	SAEID I Hashem	1	2	3	6	
		8	8	ALAGURI Salah	1	1	2	4	
		3	3	ALMEDNENE Mousbah A M	-	2	1	3	
		11	11	EMHEMED SALEM Salem	-	1	1	2	
		12	12	ZAITUNI Abdulhakim H	-	1	1	2	
		13	13	MANSUR Salem	-	1	1	1	
		5	5	ELGHASHIR Abulgasem	-	-	-	-	
		7	7	M SUSAEN Gama	-	-	-	-	
	Limit 15.00%		Total Team		2	19	41	62	3.23

Scoring Blockers		Rk	No	Name	Succ	Faults	Cont	Total	Avg
		1	9	ABDELGADER SALEH Saleh Ibrahim	1	-	-	1	0.33
		2	10	ABUSETIN Mustafa	-	3	2	5	0.00
		6	6	SAEID I Hashem	-	2	1	3	0.00
		4	4	ELKELABE Zuhair M	-	1	1	2	0.00
		3	3	ALMEDNENE Mousbah A M	-	1	-	1	0.00
		13	13	MANSUR Salem	-	1	-	1	0.00
		12	12	ZAITUNI Abdulhakim H	-	1	-	1	0.00
		8	8	ALAGURI Salah	-	-	-	-	
		5	5	ELGHASHIR Abulgasem	-	-	-	-	
		11	11	EMHEMED SALEM Salem	-	-	-	-	
		7	7	M SUSAEN Gama	-	-	-	-	
		2	2	SALIL Ali Said	-	-	-	-	
		Total Team		1	9	4	14	0.33	

Scoring Servers		Rk	No	Name	Succ	Faults	Cont	Total	Avg
		1	6	SAEID I Hashem	2	-	4	6	0.67
		2	10	ABUSETIN Mustafa	-	2	2	4	0.00
		2	2	SALIL Ali Said	-	-	4	4	0.00
		9	9	ABDELGADER SALEH Saleh Ibrahim	-	-	3	3	0.00
		4	4	ELKELABE Zuhair M	-	-	3	3	0.00
		8	8	ALAGURI Salah	-	-	2	2	0.00
		3	3	ALMEDNENE Mousbah A M	-	-	-	-	
		5	5	ELGHASHIR Abulgasem	-	-	-	-	
		11	11	EMHEMED SALEM Salem	-	-	-	-	
		7	7	M SUSAEN Gama	-	-	-	-	
		13	13	MANSUR Salem	-	-	-	-	
		12	12	ZAITUNI Abdulhakim H	-	-	-	-	
		Total Team		2	2	18	22	0.67	

Team	Opponent Errors & Team Faults	15	23

Legend:									
Rk	Rank	Succ	Successes	Cont	Continues	Succ %	Success %	Avg	Average per set


Match No 21  
Start Time: 13:30


FIN vs LBA  
3 vs 0


Spectators: 3500

Team	Sets	1	2	3	Total
FIN	3	25	25	25	75
LBA	0	7	9	4	20
	Minutes	14	17	12	43

## LBA · Libyan Arab Jamahiriya

Non-Scoring Diggers		Rk	No	Name	Exc	Faults	Cont	Total	Avg
	1	9	ABDELGADER SALEH Saleh Ibrahim	4	1	4	9	1.33	
	2	10	ABUSETIN Mustafa	3	2	6	11	1.00	
		2	SALIL Ali Said	3	2	4	9	1.00	
	4	4	ELKELABE Zuhair M	1	3	5	9	0.33	
	5	6	SAEID I Hashem	-	2	6	8	0.00	
		11	EMHEMED SALEM Salem	-	1	2	3	0.00	
		12	ZAITUNI Abdulhakim H	-	1	2	3	0.00	
		8	ALAGURI Salah	-	-	1	1	0.00	
		3	ALMEDNENE Mousbah A M	-	-	-	-	-	
		5	ELGHASHIR Abulgasem	-	-	-	-	-	
		7	M SUSAEN Gama	-	-	-	-	-	
		13	MANSUR Salem	-	-	-	-	-	
	Total Team				11	12	30	53	3.67

Non-Scoring Setters		Rk	No	Name	Exc	Faults	Cont	Total	Avg
	1	6	SAEID I Hashem	1	1	13	15	0.33	
		10	ABUSETIN Mustafa	1	-	5	6	0.33	
		4	ELKELABE Zuhair M	1	-	3	4	0.33	
	4	8	ALAGURI Salah	-	-	7	7	0.00	
		2	SALIL Ali Said	-	-	7	7	0.00	
		9	ABDELGADER SALEH Saleh Ibrahim	-	-	4	4	0.00	
		13	MANSUR Salem	-	2	1	3	0.00	
		11	EMHEMED SALEM Salem	-	-	1	1	0.00	
		3	ALMEDNENE Mousbah A M	-	-	-	-	-	
		5	ELGHASHIR Abulgasem	-	-	-	-	-	
		7	M SUSAEN Gama	-	-	-	-	-	
		12	ZAITUNI Abdulhakim H	-	-	-	-	-	
Total Team				3	3	41	47	1.00	

Non-Scoring Receivers		Rk	No	Name	Exc	Faults	Cont	Total	Eff %
	1	9	ABDELGADER SALEH Saleh Ibrahim	18	-	-	18	100.0	
	2	10	ABUSETIN Mustafa	13	3	5	21	47.62	
		4	ELKELABE Zuhair M	6	1	1	8		
		2	SALIL Ali Said	5	2	1	8		
		6	SAEID I Hashem	4	1	2	7		
		8	ALAGURI Salah	1	-	1	2		
		3	ALMEDNENE Mousbah A M	-	-	-	-		
		5	ELGHASHIR Abulgasem	-	-	-	-		
		11	EMHEMED SALEM Salem	-	-	-	-		
		7	M SUSAEN Gama	-	-	-	-		
		13	MANSUR Salem	-	-	-	-		
		12	ZAITUNI Abdulhakim H	-	-	-	-		
Total Team				47	7	10	64	62.50	

Limit

25.00%


Legend:


Rk Rank Exc Excellent Cont Continues Eff % Efficiency % Avg Average per set

PRNVS000000D5.00084A 00102314:36V030

## FIN · Finland

After 4 Matches

 Scoring Attackers	No	Name	MP	SP	Succ	Faults	Cont	Total	Succ %
	1	PYNNOENEN Allan	4	13	6	-	5	11	54.55
	2	HAENNINEN Keijo	4	13	4	-	7	11	36.36
	3	HEINO Jari	4	13	-	-	-	-	0.00
	4	LAINEN Jukka	4	13	13	4	14	31	41.94
	6	KAPIAINEN Petri	4	13	15	11	25	51	29.41
	7	TERVO Sami	4	13	-	1	2	3	0.00
	8	MELANEN Lauri	4	13	29	11	22	62	46.77
	9	TUOMINEN Veli-Matti	4	13	18	2	18	38	47.37
	10	PULLI Matti	4	13	18	4	37	59	30.51
	11	VENAELAEINEN Olavi	4	13	23	9	25	57	40.35
	12	VISTBACKA Aulis	4	13	9	5	21	35	25.71
	Team Totals			4	13	135	47	176	358

 Scoring Blockers	No	Name	MP	SP	Succ	Faults	Cont	Total	Avg
	1	PYNNOENEN Allan	4	13	1	1	1	3	0.08
	2	HAENNINEN Keijo	4	13	1	4	2	7	0.08
	3	HEINO Jari	4	13	-	-	-	-	0.00
	4	LAINEN Jukka	4	13	4	6	7	17	0.31
	6	KAPIAINEN Petri	4	13	5	1	7	13	0.38
	7	TERVO Sami	4	13	-	2	-	2	0.00
	8	MELANEN Lauri	4	13	2	4	3	9	0.15
	9	TUOMINEN Veli-Matti	4	13	7	5	10	22	0.54
	10	PULLI Matti	4	13	6	7	14	27	0.46
	11	VENAELAEINEN Olavi	4	13	2	4	11	17	0.15
	12	VISTBACKA Aulis	4	13	4	3	5	12	0.31
	Team Totals			4	13	32	37	60	129

 Scoring Servers	No	Name	MP	SP	Succ	Faults	Cont	Total	Avg
	1	PYNNOENEN Allan	4	13	1	2	4	7	0.08
	2	HAENNINEN Keijo	4	13	1	-	7	8	0.08
	3	HEINO Jari	4	13	-	-	-	-	0.00
	4	LAINEN Jukka	4	13	2	1	44	47	0.15
	6	KAPIAINEN Petri	4	13	1	1	39	41	0.08
	7	TERVO Sami	4	13	3	-	5	8	0.23
	8	MELANEN Lauri	4	13	4	1	30	35	0.31
	9	TUOMINEN Veli-Matti	4	13	7	7	33	47	0.54
	10	PULLI Matti	4	13	-	2	41	43	0.00
	11	VENAELAEINEN Olavi	4	13	1	3	29	33	0.08
	12	VISTBACKA Aulis	4	13	5	1	26	32	0.38
	Team Totals			4	13	25	18	258	301


Team	Opponent Errors & Team Faults	112	42
------	-------------------------------	-----	----


Legend:

Succ	Successes	Cont	Continues	Succ %	Success %	Avg	Average per set	MP	Matches Played
SP	Team Sets Played								

## FIN · Finland

After 4 Matches

Non-Scoring Diggers	No	Name	MP	SP	Exc	Faults	Cont	Total	Avg
		1	PYNNOENEN Allan	4	13	11	-	4	15
	2	HAENNINEN Keijo	4	13	6	1	4	11	0.46
	3	HEINO Jari	4	13	21	4	2	27	1.62
	4	LAINEN Jukka	4	13	16	4	7	27	1.23
	6	KAPIAINEN Petri	4	13	13	2	7	22	1.00
	7	TERVO Sami	4	13	2	-	-	2	0.15
	8	MELANEN Lauri	4	13	12	2	4	18	0.92
	9	TUOMINEN Veli-Matti	4	13	8	7	12	27	0.62
	10	PULLI Matti	4	13	24	4	7	35	1.85
	11	VENAELAEINEN Olavi	4	13	36	7	15	58	2.77
	12	VISTBACKA Aulis	4	13	8	8	7	23	0.62
	Team Totals		4	13	157	39	69	265	12.08

Non-Scoring Setters	No	Name	MP	SP	Exc	Faults	Cont	Total	Avg
		1	PYNNOENEN Allan	4	13	1	-	2	3
	2	HAENNINEN Keijo	4	13	2	-	1	3	0.15
	3	HEINO Jari	4	13	-	-	3	3	0.00
	4	LAINEN Jukka	4	13	33	2	57	92	2.54
	6	KAPIAINEN Petri	4	13	7	-	12	19	0.54
	7	TERVO Sami	4	13	1	-	-	1	0.08
	8	MELANEN Lauri	4	13	6	-	13	19	0.46
	9	TUOMINEN Veli-Matti	4	13	-	-	7	7	0.00
	10	PULLI Matti	4	13	43	1	67	111	3.31
	11	VENAELAEINEN Olavi	4	13	8	-	18	26	0.62
	12	VISTBACKA Aulis	4	13	2	-	1	3	0.15
	Team Totals		4	13	103	3	181	287	7.92

Non-Scoring Receivers	No	Name	MP	SP	Exc	Faults	Cont	Total	Eff %
		1	PYNNOENEN Allan	4	13	11	1	1	13
	2	HAENNINEN Keijo	4	13	4	-	-	4	100.0
	3	HEINO Jari	4	13	15	-	3	18	83.33
	4	LAINEN Jukka	4	13	17	1	4	22	72.73
	6	KAPIAINEN Petri	4	13	9	1	2	12	66.67
	7	TERVO Sami	4	13	-	-	-	-	0.00
	8	MELANEN Lauri	4	13	12	-	-	12	100.0
	9	TUOMINEN Veli-Matti	4	13	16	1	3	20	75.00
	10	PULLI Matti	4	13	14	1	2	17	76.47
	11	VENAELAEINEN Olavi	4	13	27	1	2	30	86.67
	12	VISTBACKA Aulis	4	13	13	1	1	15	80.00
	Team Totals		4	13	138	7	18	163	80.37

Legend:


Exc	Excellent	Cont	Continues	Eff %	Efficiency %	Avg	Average per set	MP	Matches Played
SP	Team Sets Played								


PRNVS000000D6.00084A 00102314:36V030

## LBA · Libyan Arab Jamahiriya

After 4 Matches

Scoring Attackers		No	Name	MP	SP	Succ	Faults	Cont	Total	Succ %
		2	SALIL Ali Said	4	15	10	11	29	50	20.00
		3	ALMEDNENE Mousbah A M	4	15	1	2	1	4	25.00
		4	ELKELABE Zuhair M	4	15	8	9	20	37	21.62
		5	ELGHASHIR Abulgasem	4	15	1	-	-	1	100.0
		6	SAEID I Hashem	4	15	10	9	33	52	19.23
		7	M SUSAEN Gama	4	15	-	1	6	7	0.00
		8	ALAGURI Salah	4	15	10	9	19	38	26.32
		9	ABDELGADER SALEH Saleh Ibrahim	4	15	7	14	39	60	11.67
		10	ABUSETIN Mustafa	4	15	8	6	31	45	17.78
		11	EMHEMED SALEM Salem	4	15	1	5	9	15	6.67
		12	ZAITUNI Abdulhakim H	3	15	-	2	2	4	0.00
		13	MANSUR Salem	4	15	1	3	4	8	12.50
		<b>Team Totals</b>	4	15	57	71	193	321	17.76	

Scoring Blockers		No	Name	MP	SP	Succ	Faults	Cont	Total	Avg
		2	SALIL Ali Said	4	15	2	1	14	17	0.13
		3	ALMEDNENE Mousbah A M	4	15	-	1	-	1	0.00
		4	ELKELABE Zuhair M	4	15	4	3	8	15	0.27
		5	ELGHASHIR Abulgasem	4	15	-	-	-	-	0.00
		6	SAEID I Hashem	4	15	1	6	11	18	0.07
		7	M SUSAEN Gama	4	15	1	2	-	3	0.07
		8	ALAGURI Salah	4	15	-	5	4	9	0.00
		9	ABDELGADER SALEH Saleh Ibrahim	4	15	2	4	9	15	0.13
		10	ABUSETIN Mustafa	4	15	2	10	9	21	0.13
		11	EMHEMED SALEM Salem	4	15	-	3	4	7	0.00
		12	ZAITUNI Abdulhakim H	3	15	1	1	-	2	0.07
		13	MANSUR Salem	4	15	2	3	4	9	0.13
		<b>Team Totals</b>	4	15	15	39	63	117	1.00	

Scoring Servers		No	Name	MP	SP	Succ	Faults	Cont	Total	Avg
		2	SALIL Ali Said	4	15	1	-	29	30	0.07
		3	ALMEDNENE Mousbah A M	4	15	-	1	1	2	0.00
		4	ELKELABE Zuhair M	4	15	3	2	29	34	0.20
		5	ELGHASHIR Abulgasem	4	15	-	-	-	-	0.00
		6	SAEID I Hashem	4	15	6	1	34	41	0.40
		7	M SUSAEN Gama	4	15	-	1	12	13	0.00
		8	ALAGURI Salah	4	15	2	1	21	24	0.13
		9	ABDELGADER SALEH Saleh Ibrahim	4	15	1	1	28	30	0.07
		10	ABUSETIN Mustafa	4	15	1	7	37	45	0.07
		11	EMHEMED SALEM Salem	4	15	3	2	8	13	0.20
		12	ZAITUNI Abdulhakim H	3	15	-	-	-	-	0.00
		13	MANSUR Salem	4	15	-	1	2	3	0.00
		<b>Team Totals</b>	4	15	17	17	201	235	1.13	


Team	Opponent Errors & Team Faults	143	82
------	-------------------------------	-----	----


Legend:									
Succ	Successes	Cont	Continues	Succ %	Success %	Avg	Average per set	MP	Matches Played
SP	Team Sets Played								




## LBA · Libyan Arab Jamahiriya

After 4 Matches

Non-Scoring Diggers		No	Name	MP	SP	Exc	Faults	Cont	Total	Avg
		2	SALIL Ali Said	4	15	10	11	25	46	0.67
		3	ALMEDNENE Mousbah A M	4	15	-	-	1	1	0.00
		4	ELKELABE Zuhair M	4	15	9	11	31	51	0.60
		5	ELGHASHIR Abulgasem	4	15	1	-	-	1	0.07
		6	SAEID I Hashem	4	15	5	20	25	50	0.33
		7	M SUSAEN Gama	4	15	-	3	12	15	0.00
		8	ALAGURI Salah	4	15	10	6	19	35	0.67
		9	ABDELGADER SALEH Saleh Ibrahim	4	15	8	19	39	66	0.53
		10	ABUSETIN Mustafa	4	15	10	13	44	67	0.67
		11	EMHEMED SALEM Salem	4	15	1	3	11	15	0.07
		12	ZAITUNI Abdulhakim H	3	15	-	2	2	4	0.00
		13	MANSUR Salem	4	15	1	3	9	13	0.07
			Team Totals		4	15	55	91	218	364

Non-Scoring Setters		No	Name	MP	SP	Exc	Faults	Cont	Total	Avg
		2	SALIL Ali Said	4	15	3	2	33	38	0.20
		3	ALMEDNENE Mousbah A M	4	15	-	-	1	1	0.00
		4	ELKELABE Zuhair M	4	15	5	3	27	35	0.33
		5	ELGHASHIR Abulgasem	4	15	-	-	2	2	0.00
		6	SAEID I Hashem	4	15	8	4	38	50	0.53
		7	M SUSAEN Gama	4	15	3	-	5	8	0.20
		8	ALAGURI Salah	4	15	3	2	25	30	0.20
		9	ABDELGADER SALEH Saleh Ibrahim	4	15	3	1	31	35	0.20
		10	ABUSETIN Mustafa	4	15	6	-	27	33	0.40
		11	EMHEMED SALEM Salem	4	15	-	1	8	9	0.00
		12	ZAITUNI Abdulhakim H	3	15	-	-	1	1	0.00
		13	MANSUR Salem	4	15	1	2	2	5	0.07
			Team Totals		4	15	32	15	200	247

Non-Scoring Receivers		No	Name	MP	SP	Exc	Faults	Cont	Total	Eff %
		2	SALIL Ali Said	4	15	25	3	6	34	64.71
		3	ALMEDNENE Mousbah A M	4	15	1	-	-	1	100.00
		4	ELKELABE Zuhair M	4	15	23	2	8	33	63.64
		5	ELGHASHIR Abulgasem	4	15	-	-	-	-	0.00
		6	SAEID I Hashem	4	15	21	5	7	33	48.48
		7	M SUSAEN Gama	4	15	9	2	4	15	46.67
		8	ALAGURI Salah	4	15	16	1	5	22	68.18
		9	ABDELGADER SALEH Saleh Ibrahim	4	15	41	2	10	53	73.58
		10	ABUSETIN Mustafa	4	15	38	7	16	61	50.82
		11	EMHEMED SALEM Salem	4	15	2	3	7	12	-8.3
		12	ZAITUNI Abdulhakim H	3	15	-	2	-	2	-100.00
		13	MANSUR Salem	4	15	1	-	3	4	25.00
			Team Totals		4	15	177	27	66	270

Legend:

Exc	Excellent	Cont	Continues	Exc %	Efficiency %	Avg	Average per set	MP	Matches Played
SP	Team Sets Played								

PRNVS000000D7.00073 00102316:54V010

MON 23 OCT 2000

P2

PAVILION 3

Match No: 22  
Start Time: 16:00

NED vs USA  
3 0

Spectators: 2640

Team	Sets	1	2	3	Total
NED	3	25	25	25	75
USA	0	12	7	13	32
	Minutes	15	16	15	46

Referees: HELAC Senad (BIH) & LOGAN Colin (AUS)

NED ■ Netherlands							USA ■ United States of America								
No	Name	1	2	3	4	5	Pts	No	Name	1	2	3	4	5	Pts
1	TOP Pieter	■	■	■			12	1	HAMIDO Essameldin Ragab		■				1
3	AALDERS Henk	■	■				3	2	GLOWACKI Matthew						1
4	OONK Alfred	■	■				1	3	LEASE Curtis	■			■		4
5	L VENDERBOSCH Andre	L	L	L				4	4	LANGE Tracey Joseph	■	■			2
6	OOMEN Harry				■		1	5	COPPENS Matthew		■	■			2
7	DURGE Ron	■	■				4	6	TERPENNING James				■		
8	TIMMERMAN Edwin	■	■	■			7	7	SMITH Kurt			■			
9	TIBBEN Stefan				■		6	8	JOHNSON Bradley	■	■	■			9
10	LIJSSEN Martin							9	L DUGAN Jim	L	L	L			
11	van der BROEK Edwin				■			10	MORAN Paul			■	■		2
12	VERSTAPPEN Johan	■	■				6	11	DEMBY William	■		■			2
14	REEKERS Johan				■		4	14	KESLER Jim	■	■				
<b>Head Coach:</b> JANSEN Kees							<b>Head Coach:</b> HULETT Michael								
<b>Assistant:</b> BANFI Jozef							<b>Assistant:</b> COLLINS Dixie Reese								

## TEAM AND PLAYER PERFORMANCES

Won	Total Atts	No	Name	Scoring Skills	Won	Total Atts	No	Name
23	54	<b>Total Team</b>		<b>Attack</b>	13	64	<b>Total Team</b>	
5	17	1	TOP Pieter		6	18	8	JOHNSON Bradley
5	9	9	TIBBEN Stefan		3	8	3	LEASE Curtis
4	8	8	TIMMERMAN Edwin		2	6	11	DEMBY William
10	30	<b>Total Team</b>		<b>Block</b>	9	34	<b>Total Team</b>	
4	8	1	TOP Pieter		3	7	8	JOHNSON Bradley
3	9	8	TIMMERMAN Edwin		2	4	5	COPPENS Matthew
1	3	7	DURGE Ron	<b>Serve</b>	1	3	1	HAMIDO Essameldin Ragab
11	74	<b>Total Team</b>			1	33	<b>Total Team</b>	
3	14	1	TOP Pieter	<b>Opp Error</b>	1	2	2	GLOWACKI Matthew
2	6	3	AALDERS Henk		9		<b>Total Team</b>	
2	18	12	VERSTAPPEN Johan	<b>Total</b>	32	131	<b>Total Team</b>	
31		<b>Total Team</b>			9	9	8	JOHNSON Bradley
75	158	<b>Total Team</b>		<b>Best Scorer</b>				
12	12	1	TOP Pieter					

### Legend:

■ Starting line-up      ▬ Substitute      nn Team Captain      L Substitute libero  
 Pts Points scored      L Libero Player      Opp Opponent      Atts Attempts

PRNVS000000D8.00083 00102316:57V010


Match No 22  
Start Time: 16:00


**NED vs USA**  
**3 0**


Spectators: 2640

Team	Sets	1	2	3	Total
<b>NED</b>	<b>3</b>	25	25	25	75
<b>USA</b>	<b>0</b>	12	7	13	32
	Minutes	15	16	15	46

## NED · Netherlands

Scoring Attackers		Rk	No	Name	Succ	Faults	Cont	Total	Succ %
	1	9	TIBBEN Stefan	5	3	1	9	55.56	
	2	1	TOP Pieter	5	1	11	17	29.41	
		8	TIMMERMAN Edwin	4	3	1	8		
		7	DURGE Ron	2	1	4	7		
		12	VERSTAPPEN Johan	3	1	1	5		
		3	AALDERS Henk	1	1	1	3		
		10	LIJSSEN Martin	-	-	2	2		
		14	REEKERS Johan	2	-	-	2		
		6	OOMEN Harry	1	-	-	1		
		4	OONK Alfred	-	-	-	-		
		5	VENDERBOSCH Andre	-	-	-	-		
Limit 15.00%	11	van der BROEK Edwin	-	-	-	-			
Total Team				23	10	21	54	42.59	

Scoring Blockers		Rk	No	Name	Succ	Faults	Cont	Total	Avg
	1	1	TOP Pieter	4	2	2	8	1.33	
	2	8	TIMMERMAN Edwin	3	2	4	9	1.00	
	3	9	TIBBEN Stefan	1	-	3	4	0.33	
		7	DURGE Ron	1	-	2	3	0.33	
		12	VERSTAPPEN Johan	1	-	-	1	0.33	
	6	11	van der BROEK Edwin	-	1	1	2	0.00	
		3	AALDERS Henk	-	-	1	1	0.00	
		6	OOMEN Harry	-	-	1	1	0.00	
		4	OONK Alfred	-	-	1	1	0.00	
		10	LIJSSEN Martin	-	-	-	-		
	14	REEKERS Johan	-	-	-	-			
	5	VENDERBOSCH Andre	-	-	-	-			
Total Team				10	5	15	30	3.33	

Scoring Servers		Rk	No	Name	Succ	Faults	Cont	Total	Avg
	1	1	TOP Pieter	3	-	11	14	1.00	
	2	12	VERSTAPPEN Johan	2	-	16	18	0.67	
		14	REEKERS Johan	2	1	13	16	0.67	
		3	AALDERS Henk	2	-	4	6	0.67	
	5	4	OONK Alfred	1	-	8	9	0.33	
		7	DURGE Ron	1	-	2	3	0.33	
	7	6	OOMEN Harry	-	-	3	3	0.00	
		8	TIMMERMAN Edwin	-	-	2	2	0.00	
		11	van der BROEK Edwin	-	-	2	2	0.00	
		9	TIBBEN Stefan	-	-	1	1	0.00	
	10	LIJSSEN Martin	-	-	-	-			
	5	VENDERBOSCH Andre	-	-	-	-			
Total Team				11	1	62	74	3.67	

Team	Opponent Errors & Team Faults	31	7
------	-------------------------------	----	---

Legend:									
Rk	Rank	Succ	Successes	Cont	Continues	Succ %	Success %	Avg	Average per set


Match No 22  
Start Time: 16:00


**NED vs USA**  
**3 0**


Spectators: 2640

Team	Sets	1	2	3	Total
<b>NED</b>	<b>3</b>	25	25	25	75
<b>USA</b>	<b>0</b>	12	7	13	32
	Minutes	15	16	15	46

## NED · Netherlands

Non-Scoring Diggers		Rk	No	Name	Exc	Faults	Cont	Total	Avg
	1	3	AALDERS Henk	4	1	1	6	1.33	
		11	van der BROEK Edwin	4	1	1	6	1.33	
		6	OOMEN Harry	4	-	-	4	1.33	
	4	5	VENDERBOSCH Andre	3	3	-	6	1.00	
		1	TOP Pieter	3	-	-	3	1.00	
	6	4	OONK Alfred	2	-	2	4	0.67	
		12	VERSTAPPEN Johan	2	-	-	2	0.67	
	8	8	TIMMERMAN Edwin	1	-	5	6	0.33	
		9	TIBBEN Stefan	1	-	-	1	0.33	
	10	7	DURGE Ron	-	1	2	3	0.00	
		14	REEKERS Johan	-	1	1	2	0.00	
		10	LIJSSEN Martin	-	1	-	1	0.00	
<b>Total Team</b>				24	8	12	44	8.00	

Non-Scoring Setters		Rk	No	Name	Exc	Faults	Cont	Total	Avg
	1	4	OONK Alfred	8	-	7	15	2.67	
	2	6	OOMEN Harry	5	1	4	10	1.67	
	3	14	REEKERS Johan	4	-	6	10	1.33	
	4	12	VERSTAPPEN Johan	1	-	-	1	0.33	
	5	3	AALDERS Henk	-	-	3	3	0.00	
		8	TIMMERMAN Edwin	-	-	2	2	0.00	
		7	DURGE Ron	-	-	1	1	0.00	
		1	TOP Pieter	-	-	1	1	0.00	
		5	VENDERBOSCH Andre	-	-	1	1	0.00	
		11	van der BROEK Edwin	-	-	1	1	0.00	
		10	LIJSSEN Martin	-	-	-	-	-	
		9	TIBBEN Stefan	-	-	-	-	-	
<b>Total Team</b>				18	1	26	45	6.00	

Non-Scoring Receivers		Rk	No	Name	Exc	Faults	Cont	Total	Eff %
	1	1	TOP Pieter	6	-	-	6	100.0	
		5	VENDERBOSCH Andre	6	-	-	6	100.0	
		3	AALDERS Henk	2	-	1	3		
		7	DURGE Ron	2	-	-	2		
		6	OOMEN Harry	2	-	-	2		
		8	TIMMERMAN Edwin	1	-	-	1		
		12	VERSTAPPEN Johan	1	-	-	1		
		10	LIJSSEN Martin	-	-	-	-		
		4	OONK Alfred	-	-	-	-		
		14	REEKERS Johan	-	-	-	-		
		9	TIBBEN Stefan	-	-	-	-		
		11	van der BROEK Edwin	-	-	-	-		
<b>Total Team</b>				20	-	1	21	95.24	

Limit

25.00%

**Legend:**

Rk Rank      Exc Excellent      Cont Continues      Eff % Efficiency %      Avg Average per set


Match No 22  
Start Time: 16:00


**NED vs USA**  
**3 0**


Spectators: 2640

Team	Sets	1	2	3	Total
NED	3	25	25	25	75
USA	0	12	7	13	32
	Minutes	15	16	15	46

## USA - United States of America

Scoring Attackers		Rk	No	Name	Succ	Faults	Cont	Total	Succ %	
		1	8	JOHNSON Bradley	6	4	8	18	33.33	
			4	LANGE Tracey Joseph	1	5	4	10		
			3	LEASE Curtis	3	-	5	8		
			10	MORAN Paul	1	4	3	8		
			11	DEMBY William	2	2	2	6		
			14	KESLER Jim	-	2	4	6		
			5	COPPENS Matthew	-	2	1	3		
			1	HAMIDO Essameldin Ragab	-	1	2	3		
			6	TERPENNING James	-	-	2	2		
			9	DUGAN Jim	-	-	-	-		
			2	GLOWACKI Matthew	-	-	-	-		
			7	SMITH Kurt	-	-	-	-		
	Limit	15.00%	Total Team			13	20	31	64	20.31

Scoring Blockers		Rk	No	Name	Succ	Faults	Cont	Total	Avg
		1	8	JOHNSON Bradley	3	2	2	7	1.00
		2	5	COPPENS Matthew	2	1	1	4	0.67
		3	3	LEASE Curtis	1	5	-	6	0.33
			1	HAMIDO Essameldin Ragab	1	1	1	3	0.33
			10	MORAN Paul	1	1	1	3	0.33
			4	LANGE Tracey Joseph	1	-	1	2	0.33
		7	14	KESLER Jim	-	2	3	5	0.00
			6	TERPENNING James	-	-	2	2	0.00
			11	DEMBY William	-	1	-	1	0.00
			7	SMITH Kurt	-	-	1	1	0.00
			9	DUGAN Jim	-	-	-	-	
			2	GLOWACKI Matthew	-	-	-	-	
	Total Team					9	13	12	34

Scoring Servers		Rk	No	Name	Succ	Faults	Cont	Total	Avg	
		1	2	GLOWACKI Matthew	1	-	1	2	0.33	
		2	3	LEASE Curtis	-	1	5	6	0.00	
			11	DEMBY William	-	-	4	4	0.00	
			8	JOHNSON Bradley	-	3	1	4	0.00	
			7	SMITH Kurt	-	1	3	4	0.00	
			5	COPPENS Matthew	-	2	1	3	0.00	
			10	MORAN Paul	-	-	3	3	0.00	
			6	TERPENNING James	-	1	2	3	0.00	
			14	KESLER Jim	-	-	2	2	0.00	
			1	HAMIDO Essameldin Ragab	-	-	1	1	0.00	
			4	LANGE Tracey Joseph	-	1	-	1	0.00	
			9	DUGAN Jim	-	-	-	-		
	Total Team					1	9	23	33	0.33

Team	Opponent Errors & Team Faults	9	5
------	-------------------------------	---	---

Legend:									
Rk	Rank	Succ	Successes	Cont	Continues	Succ %	Success %	Avg	Average per set




Match No 22  
Start Time: 16:00


**NED vs USA**  
**3 0**


Spectators: 2640

Team	Sets	1	2	3	Total
<b>NED</b>	<b>3</b>	25	25	25	75
<b>USA</b>	<b>0</b>	12	7	13	32
	Minutes	15	16	15	46

## USA - United States of America

Non-Scoring Diggers		Rk	No	Name	Exc	Faults	Cont	Total	Avg
	1	10	MORAN Paul	5	1	3	9	1.67	
	2	9	DUGAN Jim	3	-	2	5	1.00	
	3	2	GLOWACKI Matthew	2	-	-	2	0.67	
	4	1	HAMIDO Essameldin Ragab	1	2	3	6	0.33	
	3	LEASE Curtis	1	3	-	4	0.33		
	14	KESLER Jim	1	1	1	3	0.33		
	5	COPPENS Matthew	1	1	-	2	0.33		
	8	7	SMITH Kurt	-	3	2	5	0.00	
	4	LANGE Tracey Joseph	-	4	-	4	0.00		
	11	DEMBY William	-	1	1	2	0.00		
	8	JOHNSON Bradley	-	2	-	2	0.00		
6	TERPENNING James	-	-	-	-	-	-		
<b>Total Team</b>				14	18	12	44	4.67	

Non-Scoring Setters		Rk	No	Name	Exc	Faults	Cont	Total	Avg
	1	11	DEMBY William	2	-	5	7	0.67	
	3	LEASE Curtis	2	-	1	3	0.67		
	3	6	TERPENNING James	1	-	11	12	0.33	
	14	KESLER Jim	1	-	8	9	0.33		
	8	JOHNSON Bradley	1	-	6	7	0.33		
	4	LANGE Tracey Joseph	1	1	4	6	0.33		
	10	MORAN Paul	1	-	2	3	0.33		
	5	COPPENS Matthew	1	1	-	2	0.33		
	9	2	GLOWACKI Matthew	-	-	2	2	0.00	
	1	HAMIDO Essameldin Ragab	-	-	2	2	0.00		
	9	DUGAN Jim	-	-	-	-	-		
7	SMITH Kurt	-	-	-	-	-			
<b>Total Team</b>				10	2	41	53	3.33	

Non-Scoring Receivers		Rk	No	Name	Exc	Faults	Cont	Total	Eff %
	3	LEASE Curtis	4	-	6	10			
	2	GLOWACKI Matthew	4	2	3	9			
	10	MORAN Paul	6	-	3	9			
	1	HAMIDO Essameldin Ragab	2	1	4	7			
	7	SMITH Kurt	2	2	3	7			
	11	DEMBY William	5	1	-	6			
	9	DUGAN Jim	-	1	2	3			
	8	JOHNSON Bradley	-	1	2	3			
	14	KESLER Jim	2	-	1	3			
	4	LANGE Tracey Joseph	2	-	1	3			
	6	TERPENNING James	1	-	2	3			
5	COPPENS Matthew	1	-	-	1				
<b>Total Team</b>				29	8	27	64	32.81	

Limit

25.00%

**Legend:**

Rk Rank      Exc Excellent      Cont Continues      Eff % Efficiency %      Avg Average per set





PRNVS000000D9.00084A 00102317:01V03O

## NED · Netherlands

After 4 Matches

Scoring Attackers	No	Name	MP	SP	Succ	Faults	Cont	Total	Succ %
		1	TOP Pieter	4	12	22	8	38	68
	3	AALDERS Henk	4	12	23	9	35	67	34.33
	4	OONK Alfred	4	12	8	5	12	25	32.00
	5	VENDERBOSCH Andre	4	12	-	-	1	1	0.00
	6	OOMEN Harry	4	12	1	-	1	2	50.00
	7	DURGE Ron	4	12	16	6	17	39	41.03
	8	TIMMERMAN Edwin	4	12	18	10	18	46	39.13
	9	TIBBEN Stefan	4	12	12	9	5	26	46.15
	10	LIJSSEN Martin	4	12	-	-	2	2	0.00
	11	van der BROEK Edwin	4	12	-	-	-	-	0.00
	12	VERSTAPPEN Johan	4	12	15	9	21	45	33.33
	14	REEKERS Johan	4	12	2	-	-	2	100.0
	Team Totals		4	12	117	56	150	323	36.22

Scoring Blockers	No	Name	MP	SP	Succ	Faults	Cont	Total	Avg
		1	TOP Pieter	4	12	10	14	19	43
	3	AALDERS Henk	4	12	1	9	12	22	0.08
	4	OONK Alfred	4	12	7	16	14	37	0.58
	5	VENDERBOSCH Andre	4	12	-	-	-	-	0.00
	6	OOMEN Harry	4	12	-	-	1	1	0.00
	7	DURGE Ron	4	12	2	6	8	16	0.17
	8	TIMMERMAN Edwin	4	12	7	9	17	33	0.58
	9	TIBBEN Stefan	4	12	1	5	11	17	0.08
	10	LIJSSEN Martin	4	12	-	-	-	-	0.00
	11	van der BROEK Edwin	4	12	-	1	1	2	0.00
	12	VERSTAPPEN Johan	4	12	8	9	6	23	0.67
	14	REEKERS Johan	4	12	-	1	-	1	0.00
	Team Totals		4	12	36	70	89	195	3.00

Scoring Servers	No	Name	MP	SP	Succ	Faults	Cont	Total	Avg
		1	TOP Pieter	4	12	3	2	28	33
	3	AALDERS Henk	4	12	2	5	37	44	0.17
	4	OONK Alfred	4	12	1	1	27	29	0.08
	5	VENDERBOSCH Andre	4	12	-	-	-	-	0.00
	6	OOMEN Harry	4	12	-	2	11	13	0.00
	7	DURGE Ron	4	12	4	2	21	27	0.33
	8	TIMMERMAN Edwin	4	12	-	-	34	34	0.00
	9	TIBBEN Stefan	4	12	-	-	5	5	0.00
	10	LIJSSEN Martin	4	12	-	-	-	-	0.00
	11	van der BROEK Edwin	4	12	-	-	2	2	0.00
	12	VERSTAPPEN Johan	4	12	3	1	45	49	0.25
	14	REEKERS Johan	4	12	2	2	14	18	0.17
	Team Totals		4	12	15	15	224	254	1.25


Team	Opponent Errors & Team Faults	87	38
------	-------------------------------	----	----


Legend:


Succ	Successes	Cont	Continues	Succ %	Success %	Avg	Average per set	MP	Matches Played
SP	Team Sets Played								

## NED · Netherlands

After 4 Matches

Non-Scoring Diggers	No	Name	MP	SP	Exc	Faults	Cont	Total	Avg	
	1	TOP Pieter	4	12	8	6	18	32	0.67	
	3	AALDERS Henk	4	12	15	8	13	36	1.25	
	4	OONK Alfred	4	12	9	5	24	38	0.75	
	5	VENDERBOSCH Andre	4	12	9	10	10	29	0.75	
	6	OOMEN Harry	4	12	7	3	11	21	0.58	
	7	DURGE Ron	4	12	7	9	21	37	0.58	
	8	TIMMERMAN Edwin	4	12	3	3	11	17	0.25	
	9	TIBBEN Stefan	4	12	1	1	1	3	0.08	
	10	LIJSSEN Martin	4	12	-	1	-	1	0.00	
	11	van der BROEK Edwin	4	12	4	1	1	6	0.33	
	12	VERSTAPPEN Johan	4	12	7	4	9	20	0.58	
	14	REEKERS Johan	4	12	-	1	2	3	0.00	
	Team Totals			4	12	70	52	121	243	5.83

Non-Scoring Setters	No	Name	MP	SP	Exc	Faults	Cont	Total	Avg	
	1	TOP Pieter	4	12	3	-	7	10	0.25	
	3	AALDERS Henk	4	12	3	-	10	13	0.25	
	4	OONK Alfred	4	12	56	1	84	141	4.67	
	5	VENDERBOSCH Andre	4	12	1	-	5	6	0.08	
	6	OOMEN Harry	4	12	13	3	26	42	1.08	
	7	DURGE Ron	4	12	12	-	29	41	1.00	
	8	TIMMERMAN Edwin	4	12	-	-	7	7	0.00	
	9	TIBBEN Stefan	4	12	1	-	2	3	0.08	
	10	LIJSSEN Martin	4	12	-	-	-	-	0.00	
	11	van der BROEK Edwin	4	12	-	-	1	1	0.00	
	12	VERSTAPPEN Johan	4	12	1	-	2	3	0.08	
	14	REEKERS Johan	4	12	5	-	6	11	0.42	
	Team Totals			4	12	95	4	179	278	7.92


Non-Scoring Receivers	No	Name	MP	SP	Exc	Faults	Cont	Total	Eff %	
	1	TOP Pieter	4	12	31	-	6	37	83.78	
	3	AALDERS Henk	4	12	22	2	2	26	76.92	
	4	OONK Alfred	4	12	4	2	-	6	33.33	
	5	VENDERBOSCH Andre	4	12	64	3	8	75	81.33	
	6	OOMEN Harry	4	12	4	2	-	6	33.33	
	7	DURGE Ron	4	12	17	2	1	20	75.00	
	8	TIMMERMAN Edwin	4	12	2	-	-	2	100.00	
	9	TIBBEN Stefan	4	12	-	-	-	-	0.00	
	10	LIJSSEN Martin	4	12	-	-	-	-	0.00	
	11	van der BROEK Edwin	4	12	-	-	-	-	0.00	
	12	VERSTAPPEN Johan	4	12	14	-	1	15	93.33	
	14	REEKERS Johan	4	12	2	1	-	3	33.33	
	Team Totals			4	12	160	12	18	190	77.89


Legend:									
Exc	Excellent	Cont	Continues	Exc %	Efficiency %	Avg	Average per set	MP	Matches Played
SP	Team Sets Played								


PRNVS000000DA.00084A 00102317:01V03O

USA · United States of America

After 4 Matches

Scoring Attackers		No	Name	MP	SP	Succ	Faults	Cont	Total	Succ %
	1	HAMIDO Essameldin Ragab	4	12	5	11	12	28	17.86	
	2	GLOWACKI Matthew	4	12	-	1	-	1	0.00	
	3	LEASE Curtis	4	12	3	4	7	14	21.43	
	4	LANGE Tracey Joseph	4	12	2	10	20	32	6.25	
	5	COPPENS Matthew	4	12	1	5	6	12	8.33	
	6	TERPENNING James	4	12	-	1	2	3	0.00	
	7	SMITH Kurt	4	12	1	5	1	7	14.29	
	8	JOHNSON Bradley	4	12	12	10	25	47	25.53	
	9	DUGAN Jim	4	12	-	-	-	-	0.00	
	10	MORAN Paul	4	12	8	9	5	22	36.36	
	11	DEMBY William	4	12	4	8	13	25	16.00	
	14	KESLER Jim	4	12	9	14	25	48	18.75	
	Team Totals		4	12	45	78	116	239	18.83	

Scoring Blockers		No	Name	MP	SP	Succ	Faults	Cont	Total	Avg
	1	HAMIDO Essameldin Ragab	4	12	3	9	7	19	0.25	
	2	GLOWACKI Matthew	4	12	-	-	-	-	0.00	
	3	LEASE Curtis	4	12	1	6	1	8	0.08	
	4	LANGE Tracey Joseph	4	12	2	2	9	13	0.17	
	5	COPPENS Matthew	4	12	2	4	2	8	0.17	
	6	TERPENNING James	4	12	-	-	2	2	0.00	
	7	SMITH Kurt	4	12	-	4	2	6	0.00	
	8	JOHNSON Bradley	4	12	9	11	13	33	0.75	
	9	DUGAN Jim	4	12	-	-	-	-	0.00	
	10	MORAN Paul	4	12	1	7	3	11	0.08	
	11	DEMBY William	4	12	3	7	5	15	0.25	
	14	KESLER Jim	4	12	5	10	16	31	0.42	
	Team Totals		4	12	26	60	60	146	2.17	


Scoring Servers		No	Name	MP	SP	Succ	Faults	Cont	Total	Avg
	1	HAMIDO Essameldin Ragab	4	12	2	6	9	17	0.17	
	2	GLOWACKI Matthew	4	12	1	1	5	7	0.08	
	3	LEASE Curtis	4	12	-	2	7	9	0.00	
	4	LANGE Tracey Joseph	4	12	1	5	8	14	0.08	
	5	COPPENS Matthew	4	12	-	3	4	7	0.00	
	6	TERPENNING James	4	12	-	2	3	5	0.00	
	7	SMITH Kurt	4	12	1	4	13	18	0.08	
	8	JOHNSON Bradley	4	12	1	7	8	16	0.08	
	9	DUGAN Jim	4	12	-	-	-	-	0.00	
	10	MORAN Paul	4	12	-	1	13	14	0.00	
	11	DEMBY William	4	12	1	1	20	22	0.08	
	14	KESLER Jim	4	12	1	2	10	13	0.08	
	Team Totals		4	12	8	34	100	142	0.67	


Team	Opponent Errors & Team Faults	59	29
------	-------------------------------	----	----


<b>Legend:</b>							
Succ	Successes	Cont	Continues	Succ %	Success %	Avg	Average per set
MP	Matches Played						
SP	Team Sets Played						

USA · United States of America

After 4 Matches

Non-Scoring Diggers	No	Name	MP	SP	Exc	Faults	Cont	Total	Avg
		1	HAMIDO Essameldin Ragab	4	12	4	4	13	21
	2	GLOWACKI Matthew	4	12	2	1	-	3	0.17
	3	LEASE Curtis	4	12	3	3	5	11	0.25
	4	LANGE Tracey Joseph	4	12	4	15	13	32	0.33
	5	COPPENS Matthew	4	12	2	5	1	8	0.17
	6	TERPENNING James	4	12	-	3	3	6	0.00
	7	SMITH Kurt	4	12	1	3	5	9	0.08
	8	JOHNSON Bradley	4	12	4	3	5	12	0.33
	9	DUGAN Jim	4	12	5	1	3	9	0.42
	10	MORAN Paul	4	12	8	9	11	28	0.67
	11	DEMBY William	4	12	2	6	9	17	0.17
	14	KESLER Jim	4	12	4	7	12	23	0.33
	Team Totals		4	12	39	60	80	179	3.25

Non-Scoring Setters	No	Name	MP	SP	Exc	Faults	Cont	Total	Avg
		1	HAMIDO Essameldin Ragab	4	12	3	1	22	26
	2	GLOWACKI Matthew	4	12	-	-	2	2	0.00
	3	LEASE Curtis	4	12	2	1	8	11	0.17
	4	LANGE Tracey Joseph	4	12	5	1	29	35	0.42
	5	COPPENS Matthew	4	12	2	1	1	4	0.17
	6	TERPENNING James	4	12	1	1	11	13	0.08
	7	SMITH Kurt	4	12	3	-	19	22	0.25
	8	JOHNSON Bradley	4	12	3	-	11	14	0.25
	9	DUGAN Jim	4	12	-	-	-	-	0.00
	10	MORAN Paul	4	12	3	-	10	13	0.25
	11	DEMBY William	4	12	7	2	24	33	0.58
	14	KESLER Jim	4	12	2	1	21	24	0.17
	Team Totals		4	12	31	8	158	197	2.58

Non-Scoring Receivers	No	Name	MP	SP	Exc	Faults	Cont	Total	Eff %
		1	HAMIDO Essameldin Ragab	4	12	9	1	10	20
	2	GLOWACKI Matthew	4	12	6	2	3	11	36.36
	3	LEASE Curtis	4	12	8	1	11	20	35.00
	4	LANGE Tracey Joseph	4	12	26	4	6	36	61.11
	5	COPPENS Matthew	4	12	5	2	3	10	30.00
	6	TERPENNING James	4	12	2	1	4	7	14.29
	7	SMITH Kurt	4	12	8	5	13	26	11.54
	8	JOHNSON Bradley	4	12	14	2	6	22	54.55
	9	DUGAN Jim	4	12	10	1	10	21	42.86
	10	MORAN Paul	4	12	19	6	12	37	35.14
	11	DEMBY William	4	12	8	2	1	11	54.55
	14	KESLER Jim	4	12	12	4	7	23	34.78
	Team Totals		4	12	127	31	86	244	39.34

Legend:

Exc	Excellent	Cont	Continues	Exc %	Efficiency %	Avg	Average per set	MP	Matches Played
SP	Team Sets Played								

PRNVS000000DB.00032 00102317:39V010





PRNVS000000DC.00053 00102317:40V010



### United States of America (USA)

No.	Name	Medical Class	Date of Birth	Club	National Selections			
					WCH	PG	Oth	Tot
1	HAMIDO Essameldin Ragab	E	24 FEB 1961					
2	GLOWACKI Matthew	E	10 APR 1973					
3	LEASE Curtis	E	17 DEC 1971					
4	LANGE Tracey Joseph	E	11 MAR 1967					
5	COPPENS Matthew	E	18 APR 1971					
6	TERPENNING James	E	26 OCT 1968					
7	SMITH Kurt	E	21 DEC 1963					
8	JOHNSON Bradley	E	9 SEP 1970					
9	L DUGAN Jim	E	16 JUL 1947					
10	MORAN Paul	E	31 DEC 1966					
11	DEMBY William (C)	E	8 SEP 1950					
14	KESLER Jim	E	1 JUN 1961					
<b>Uniform Colors</b>		<b>Shirt</b>		<b>Shorts</b>				
<b>Main</b>		Red		Blue				
<b>2nd</b>		White		Blue				
<b>3rd</b>		Blue		Blue				
<b>Technical Staff</b>								
<b>Team Manager</b>		DRACH Ronald						
<b>Head Coach</b>		HULETT Michael						
<b>Assistant Coach</b>		COLLINS Dixie Reese						
<b>Doctor</b>								
<b>Therapist/Trainer</b>		BLOCKMAN Tamberly						

**Legend:**

(C) Team Captain  
L Libero Player  
E Eligible

OG Paralympic Games  
Oth Other International Competitions  
MD Minimal Disability

Tot Total  
WCH World Championship

PRNVS000000DD.00073 00102318:10V01U

Match No: 23  
Start Time: 17:30

AUS vs EGY  
0 vs 2

Spectators:

Team	Sets	1	2	3	4	5	Total
AUS	0	8	8	0			16
EGY	2	25	25	0			50
	Minutes	18	0				18

Referees: KARADI Gabor (HUN) & KHOEINI Hossein (IRI)

AUS - Australia								EGY - Egypt							
No	Name	1	2	3	4	5	Pts	No	Name	1	2	3	4	5	Pts
1	BRAY Edward	□	□				1	1	ELSHAWIKH Hesham	■	■				7
2	LEE Albert	■						2	AWED Tamer	□	□				2
3	WHITEMAN Mark	■	■					3	HASSAN Yasser	■	■				6
4	PRICE Kevin			□				4	ABD ALLA Ashraf	■	■				6
5	CROFT Paul							5	EL BAHAEY Taher						
6	GAY Darren	■	■					7	HASSANEIN Salah	□	□				1
7	ROWORTH Brett	■	■				2	8 L ABD ELLATIF Abd Elnabi	L	L					
8	SOBCZAK Greg	■	■				1	9 HUSSEIN Mohamed	■	■					6
9	THOMPSON Bruce	□	■				1	10 HASSAN Adel	■	■					3
10	PYNE Glenn	■	■					11 ELHELBAWI Rezek	□	□					3
11	L NORTH Brant	L	L					12 ABD ELYAZID Mohamed	■	■					2
<b>Head Coach:</b> WEIPING Tu								<b>Head Coach:</b> DARWISH Mansour							
<b>Assistant:</b> GLENN Stewart								<b>Assistant:</b> SALAMA Mohamed							

### TEAM AND PLAYER PERFORMANCES

Won	Total Atts	No	Name	Scoring Skills	Won	Total Atts	No	Name
5	37	Total Team		<b>Attack</b>	30	48	Total Team	
2	9	7	ROWORTH Brett		7	10	1	ELSHAWIKH Hesham
1	2	1	BRAY Edward		6	9	4	ABD ALLA Ashraf
1	9	8	SOBCZAK Greg		6	10	9	HUSSEIN Mohamed
	20	Total Team			<b>Block</b>	2	13	Total Team
				<b>Block</b>	1	3	3	HASSAN Yasser
				<b>Block</b>	1	3	10	HASSAN Adel
	17	Total Team		<b>Serve</b>	4	49	Total Team	
				<b>Serve</b>	2	10	12	ABD ELYAZID Mohamed
				<b>Serve</b>	1	13	2	AWED Tamer
				<b>Serve</b>	1	7	3	HASSAN Yasser
11		Total Team		<b>Opp Error</b>	14		Total Team	
16	74	Total Team		<b>Total</b>	50	110	Total Team	
				<b>Total</b>				
2	2	7	ROWORTH Brett	<b>Best Scorer</b>	7	7	1	ELSHAWIKH Hesham

Jury President:  
Signature:

**Legend:**

■ Starting line-up	□ Substitute	nn Team Captain	L Substitute libero
Pts Points scored	L Libero Player	Opp Opponent	Atts Attempts

PROVISIONAL

Volleyball - Sitting

PRNVS000000DE.00083 00102318:11V01U


Match No 23  
Start Time: 17:30


**AUS vs EGY**  
0 2


Spectators:

Team	Sets	1	2	3	4	5	Total
AUS	0	8	8	0			16
EGY	2	25	25	0			50
	Minutes	18	17				35

## AUS · Australia

Scoring Attackers		Rk	No	Name	Succ	Faults	Cont	Total	Succ %
	1	7	ROWORTH Brett	2	3	4	9	22.22	
		8	SOBCZAK Greg	1	2	6	9		
		6	GAY Darren	-	1	7	8		
		9	THOMPSON Bruce	1	1	1	3		
		1	BRAY Edward	1	-	1	2		
		2	LEE Albert	-	1	1	2		
		5	CROFT Paul	-	-	1	1		
		11	NORTH Brant	-	-	1	1		
		10	PYNE Glenn	-	-	1	1		
		3	WHITEMAN Mark	-	-	1	1		
		4	PRICE Kevin	-	-	-	-		
	Limit 15.00%	Total Team			5	8	24	37	13.51

Scoring Blockers		Rk	No	Name	Succ	Faults	Cont	Total	Avg
	1	6	GAY Darren	-	3	3	6	0.00	
		7	ROWORTH Brett	-	2	2	4	0.00	
		1	BRAY Edward	-	-	3	3	0.00	
		8	SOBCZAK Greg	-	1	2	3	0.00	
		10	PYNE Glenn	-	2	-	2	0.00	
		2	LEE Albert	-	1	-	1	0.00	
		9	THOMPSON Bruce	-	1	-	1	0.00	
		5	CROFT Paul	-	-	-	-		
		11	NORTH Brant	-	-	-	-		
		4	PRICE Kevin	-	-	-	-		
		3	WHITEMAN Mark	-	-	-	-		
Total Team			-	10	10	20	0.00		

Scoring Servers		Rk	No	Name	Succ	Faults	Cont	Total	Avg
	1	10	PYNE Glenn	-	1	3	4	0.00	
		7	ROWORTH Brett	-	-	3	3	0.00	
		3	WHITEMAN Mark	-	-	3	3	0.00	
		6	GAY Darren	-	-	2	2	0.00	
		8	SOBCZAK Greg	-	-	2	2	0.00	
		1	BRAY Edward	-	-	1	1	0.00	
		2	LEE Albert	-	-	1	1	0.00	
		9	THOMPSON Bruce	-	-	1	1	0.00	
		5	CROFT Paul	-	-	-	-		
		11	NORTH Brant	-	-	-	-		
		4	PRICE Kevin	-	-	-	-		
Total Team			-	1	16	17	0.00		

Team	Opponent Errors & Team Faults	11	14

Legend:									
Rk	Rank	Succ	Successes	Cont	Continues	Succ %	Success %	Avg	Average per set

PROVISIONAL


Match No 23  
Start Time: 17:30


AUS vs EGY  
0 2


Spectators:

Team	Sets	1	2	3	4	5	Total
AUS	0	8	8	0			16
EGY	2	25	25	0			50
	Minutes	18	17				35

## AUS - Australia

Non-Scoring Diggers		Rk	No	Name	Exc	Faults	Cont	Total	Avg
	1	6	GAY Darren	1	3	3	7	0.50	
		11	NORTH Brant	1	2	1	4	0.50	
		8	SOBCZAK Greg	1	3	-	4	0.50	
		7	ROWORTH Brett	1	2	-	3	0.50	
		3	WHITEMAN Mark	1	-	1	2	0.50	
		9	THOMPSON Bruce	1	-	-	1	0.50	
	7	1	BRAY Edward	-	1	1	2	0.00	
		2	LEE Albert	-	2	-	2	0.00	
		5	CROFT Paul	-	-	-	-	-	
		4	PRICE Kevin	-	-	-	-	-	
	10	PYNE Glenn	-	-	-	-	-		
Total Team				6	13	6	25	3.00	

Non-Scoring Setters		Rk	No	Name	Exc	Faults	Cont	Total	Avg
	1	6	GAY Darren	1	-	1	2	0.50	
		2	LEE Albert	1	-	1	2	0.50	
		3	WHITEMAN Mark	1	-	-	1	0.50	
	4	8	SOBCZAK Greg	-	1	8	9	0.00	
		10	PYNE Glenn	-	-	8	8	0.00	
		7	ROWORTH Brett	-	-	6	6	0.00	
		9	THOMPSON Bruce	-	-	4	4	0.00	
		1	BRAY Edward	-	1	1	2	0.00	
		5	CROFT Paul	-	-	-	-	-	
		11	NORTH Brant	-	-	-	-	-	
	4	PRICE Kevin	-	-	-	-	-		
Total Team				3	2	29	34	1.50	

Non-Scoring Receivers		Rk	No	Name	Exc	Faults	Cont	Total	Eff %
	1	11	NORTH Brant	15	-	1	16	93.75	
		3	WHITEMAN Mark	8	-	-	8		
		7	ROWORTH Brett	5	-	1	6		
		1	BRAY Edward	3	-	-	3		
		9	THOMPSON Bruce	1	2	-	3		
		6	GAY Darren	2	-	-	2		
		8	SOBCZAK Greg	2	-	-	2		
		5	CROFT Paul	-	-	-	-		
		2	LEE Albert	-	-	-	-		
		4	PRICE Kevin	-	-	-	-		
	10	PYNE Glenn	-	-	-	-			
Total Team				36	2	2	40	85.00	

Limit  
25.00%

Legend:									
Rk	Rank	Exc	Excellent	Cont	Continues	Eff %	Efficiency %	Avg	Average per set

PROVISIONAL

Match No 23  
Start Time: 17:30


AUS vs EGY  
0 2


Spectators:

Team	Sets	1	2	3	4	5	Total
AUS	0	8	8	0			16
EGY	2	25	25	0			50
	Minutes	18	17				35

## EGY - Egypt

Scoring Attackers		Rk	No	Name	Succ	Faults	Cont	Total	Succ %	
		1	1	ELSHAWIKH Hesham	7	2	1	10	70.00	
		2	4	ABD ALLA Ashraf	6	1	2	9	66.67	
		3	9	HUSSEIN Mohamed	6	1	3	10	60.00	
		3		HASSAN Yasser	4	1	1	6		
		11		ELHELBAWI Rezek	3	-	2	5		
		12		ABD ELYAZID Mohamed	-	1	2	3		
		10		HASSAN Adel	2	-	1	3		
		2		AWED Tamer	1	-	-	1		
		7		HASSANEIN Salah	1	-	-	1		
		8		ABD ELLATIF Abd Elnabi	-	-	-	-		
		5		EL BAHAHEY Taher	-	-	-	-		
	Limit 15.00%	Total Team				30	6	12	48	62.50

Scoring Blockers		Rk	No	Name	Succ	Faults	Cont	Total	Avg
		1	10	HASSAN Adel	1	-	2	3	0.50
		3		HASSAN Yasser	1	-	2	3	0.50
		3	4	ABD ALLA Ashraf	-	1	2	3	0.00
		9		HUSSEIN Mohamed	-	-	2	2	0.00
		12		ABD ELYAZID Mohamed	-	1	-	1	0.00
		1		ELSHAWIKH Hesham	-	-	1	1	0.00
		8		ABD ELLATIF Abd Elnabi	-	-	-	-	
		2		AWED Tamer	-	-	-	-	
		5		EL BAHAHEY Taher	-	-	-	-	
		11		ELHELBAWI Rezek	-	-	-	-	
	7		HASSANEIN Salah	-	-	-	-		
Total Team				2	2	9	13	1.00	

Scoring Servers		Rk	No	Name	Succ	Faults	Cont	Total	Avg
		1	12	ABD ELYAZID Mohamed	2	-	8	10	1.00
		2	2	AWED Tamer	1	-	12	13	0.50
		3		HASSAN Yasser	1	1	5	7	0.50
		4	1	ELSHAWIKH Hesham	-	1	6	7	0.00
		4		ABD ALLA Ashraf	-	1	5	6	0.00
		9		HUSSEIN Mohamed	-	-	5	5	0.00
		10		HASSAN Adel	-	-	1	1	0.00
		8		ABD ELLATIF Abd Elnabi	-	-	-	-	
		5		EL BAHAHEY Taher	-	-	-	-	
		11		ELHELBAWI Rezek	-	-	-	-	
	7		HASSANEIN Salah	-	-	-	-		
Total Team				4	3	42	49	2.00	

Team	Opponent Errors & Team Faults	14
------	-------------------------------	----

Legend:									
Rk	Rank	Succ	Successes	Cont	Continues	Succ %	Success %	Avg	Average per set

PROVISIONAL




Match No 23  
Start Time: 17:30


AUS vs EGY  
0 2


Spectators:

Team	Sets	1	2	3	4	5	Total
AUS	0	8	8	0			16
EGY	2	25	25	0			50
	Minutes	18	17				35

## EGY - Egypt

Non-Scoring Diggers		Rk	No	Name	Exc	Faults	Cont	Total	Avg
	1	12	ABD ELYAZID Mohamed	7	-	-	7	3.50	
	2	10	HASSAN Adel	6	1	-	7	3.00	
	3	2	AWED Tamer	5	-	-	5	2.50	
	4	3	HASSAN Yasser	4	-	1	5	2.00	
		1	ELSHAWIKH Hesham	4	-	-	4	2.00	
	6	8	ABD ELLATIF Abd Elnabi	3	1	-	4	1.50	
	7	9	HUSSEIN Mohamed	2	1	-	3	1.00	
		11	ELHELBAWI Rezek	2	-	-	2	1.00	
	9	7	HASSANEIN Salah	-	1	-	1	0.00	
		4	ABD ALLA Ashraf	-	-	-	-	-	
		5	EL BAHAEY Taher	-	-	-	-	-	
Total Team				33	4	1	38	16.50	

Non-Scoring Setters		Rk	No	Name	Exc	Faults	Cont	Total	Avg
	1	3	HASSAN Yasser	16	-	9	25	8.00	
	2	7	HASSANEIN Salah	3	-	-	3	1.50	
	3	9	HUSSEIN Mohamed	2	1	5	8	1.00	
	4	12	ABD ELYAZID Mohamed	1	-	2	3	0.50	
		4	ABD ALLA Ashraf	1	-	1	2	0.50	
		8	ABD ELLATIF Abd Elnabi	1	-	-	1	0.50	
		10	HASSAN Adel	1	-	-	1	0.50	
		2	AWED Tamer	-	-	-	-	-	
		5	EL BAHAEY Taher	-	-	-	-	-	
		11	ELHELBAWI Rezek	-	-	-	-	-	
	1	ELSHAWIKH Hesham	-	-	-	-	-		
Total Team				25	1	17	43	12.50	

Non-Scoring Receivers		Rk	No	Name	Exc	Faults	Cont	Total	Eff %
	1	8	ABD ELLATIF Abd Elnabi	4	-	-	4	100.0	
		12	ABD ELYAZID Mohamed	3	-	-	3		
		9	HUSSEIN Mohamed	3	-	-	3		
		1	ELSHAWIKH Hesham	2	-	-	2		
		10	HASSAN Adel	2	-	-	2		
		7	HASSANEIN Salah	1	-	-	1		
		4	ABD ALLA Ashraf	-	-	-	-		
		2	AWED Tamer	-	-	-	-		
		5	EL BAHAEY Taher	-	-	-	-		
		11	ELHELBAWI Rezek	-	-	-	-		
	3	HASSAN Yasser	-	-	-	-			
Total Team				15	-	-	15	100.0	

Limit

25.00%

Legend:									
Rk	Rank	Exc	Excellent	Cont	Continues	Eff %	Efficiency %	Avg	Average per set

PROVISIONAL

PRNVS000000DF.00073 00102318:28V010

Match No: 23  
Start Time: 17:30

AUS vs EGY  
0 vs 3

Spectators: 1600

Team	Sets	1	2	3	Total
AUS	0	8	8	8	24
EGY	3	25	25	25	75
	Minutes	18	17	15	50

Referees: KARADI Gabor (HUN) & KHOEINI Hossein (IRI)

AUS - Australia							EGY - Egypt								
No	Name	1	2	3	4	5	Pts	No	Name	1	2	3	4	5	Pts
1	BRAY Edward	□	□	■			2	1	ELSHAWIKH Hesham	■	■	■			10
2	LEE Albert	■		■				2	AWED Tamer	□	□	□			3
3	WHITEMAN Mark	■	■					3	HASSAN Yasser	■	■	■			8
4	PRICE Kevin			□				4	ABD ALLA Ashraf	■	■	■			9
5	CROFT Paul							5	EL BAHAEY Taher						
6	GAY Darren	■	■	■			1	7	HASSANEIN Salah	□	□	□			1
7	ROWORTH Brett	■	■	■			2	8	L ABD ELLATIF Abd Elnabi	L	L	L			
8	SOBCZAK Greg	■	■	■			2	9	HUSSEIN Mohamed	■	■	■			11
9	THOMPSON Bruce	□	■				1	10	HASSAN Adel	■	■	■			4
10	PYNE Glenn	■	■	■				11	ELHELBAWI Rezek	□	□	□			5
11	L NORTH Brant	L	L	L				12	ABD ELYAZID Mohamed	■	■	■			5
<b>Head Coach:</b> WEIPING Tu							<b>Head Coach:</b> DARWISH Mansour								
<b>Assistant:</b> GLENN Stewart							<b>Assistant:</b> SALAMA Mohamed								

### TEAM AND PLAYER PERFORMANCES

Won	Total Atts	No	Name	Scoring Skills	Won	Total Atts	No	Name
6	56	Total Team		<b>Attack</b>	46	79	Total Team	
2	5	1	BRAY Edward		10	16	1	ELSHAWIKH Hesham
2	14	7	ROWORTH Brett		9	16	9	HUSSEIN Mohamed
1	13	8	SOBCZAK Greg		8	11	4	ABD ALLA Ashraf
2	36	Total Team		<b>Block</b>	2	18	Total Team	
1	11	6	GAY Darren		1	5	3	HASSAN Yasser
1	6	8	SOBCZAK Greg		1	4	10	HASSAN Adel
	25	Total Team		<b>Serve</b>	8	74	Total Team	
					2	12	3	HASSAN Yasser
					2	11	9	HUSSEIN Mohamed
					2	16	12	ABD ELYAZID Mohamed
16		Total Team		<b>Opp Error</b>	19		Total Team	
24	117	Total Team			<b>Total</b>	75	171	Total Team
2	2	1	BRAY Edward	<b>Best Scorer</b>	11	11	9	HUSSEIN Mohamed

**Legend:**

■ Starting line-up      □ Substitute      nn Team Captain      □ Substitution libero  
 Pts Points scored      L Libero Player      Opp Opponent      Atts Attempts

PRNVS000000E0.00083 00102318:32V010


Match No 23  
Start Time: 17:30


**AUS vs EGY**  
0 3


Spectators: 1600

Team	Sets	1	2	3	Total
AUS	0	8	8	8	24
EGY	3	25	25	25	75
	Minutes	18	17	15	50

## AUS - Australia

Scoring Attackers		Rk	No	Name	Succ	Faults	Cont	Total	Succ %
			7	ROWORTH Brett	2	3	9	14	
			8	SOBCZAK Greg	1	2	10	13	
			6	GAY Darren	-	2	8	10	
			1	BRAY Edward	2	1	2	5	
			2	LEE Albert	-	1	4	5	
			10	PYNE Glenn	-	-	3	3	
			9	THOMPSON Bruce	1	1	1	3	
			5	CROFT Paul	-	-	1	1	
			11	NORTH Brant	-	-	1	1	
			3	WHITEMAN Mark	-	-	1	1	
			4	PRICE Kevin	-	-	-	-	
	Limit 15.00%	Total Team				6	10	40	56

Scoring Blockers		Rk	No	Name	Succ	Faults	Cont	Total	Avg
		1	6	GAY Darren	1	4	6	11	0.33
			8	SOBCZAK Greg	1	2	3	6	0.33
		3	7	ROWORTH Brett	-	6	2	8	0.00
			1	BRAY Edward	-	1	3	4	0.00
			10	PYNE Glenn	-	3	1	4	0.00
			2	LEE Albert	-	2	-	2	0.00
			9	THOMPSON Bruce	-	1	-	1	0.00
			5	CROFT Paul	-	-	-	-	
			11	NORTH Brant	-	-	-	-	
			4	PRICE Kevin	-	-	-	-	
		3	WHITEMAN Mark	-	-	-	-		
Total Team				2	19	15	36	0.67	

Scoring Servers		Rk	No	Name	Succ	Faults	Cont	Total	Avg
		1	10	PYNE Glenn	-	1	6	7	0.00
			7	ROWORTH Brett	-	-	4	4	0.00
			6	GAY Darren	-	-	3	3	0.00
			8	SOBCZAK Greg	-	-	3	3	0.00
			3	WHITEMAN Mark	-	-	3	3	0.00
			1	BRAY Edward	-	-	2	2	0.00
			2	LEE Albert	-	-	2	2	0.00
			9	THOMPSON Bruce	-	-	1	1	0.00
			5	CROFT Paul	-	-	-	-	
			11	NORTH Brant	-	-	-	-	
			4	PRICE Kevin	-	-	-	-	
Total Team				-	1	24	25	0.00	

Team	Opponent Errors & Team Faults	16	19
------	-------------------------------	----	----

Legend:									
Rk	Rank	Succ	Successes	Cont	Continues	Succ %	Success %	Avg	Average per set


Match No 23  
Start Time: 17:30


**AUS vs EGY**  
0 3


Spectators: 1600

Team	Sets	1	2	3	Total
AUS	0	8	8	8	24
EGY	3	25	25	25	75
	Minutes	18	17	15	50

## AUS - Australia

Non-Scoring Diggers		Rk	No	Name	Exc	Faults	Cont	Total	Avg
	1	11	NORTH Brant	3	4	1	8	1.00	
		8	SOBCZAK Greg	3	4	-	7	1.00	
	3	7	ROWORTH Brett	2	3	-	5	0.67	
	4	6	GAY Darren	1	3	3	7	0.33	
		1	BRAY Edward	1	2	2	5	0.33	
		3	WHITEMAN Mark	1	-	1	2	0.33	
		9	THOMPSON Bruce	1	-	-	1	0.33	
	8	2	LEE Albert	-	2	1	3	0.00	
		10	PYNE Glenn	-	1	-	1	0.00	
		5	CROFT Paul	-	-	-	-	-	
		4	PRICE Kevin	-	-	-	-	-	
Total Team				12	19	8	39	4.00	

Non-Scoring Setters		Rk	No	Name	Exc	Faults	Cont	Total	Avg
	1	6	GAY Darren	1	-	4	5	0.33	
		2	LEE Albert	1	-	3	4	0.33	
		3	WHITEMAN Mark	1	-	-	1	0.33	
	4	10	PYNE Glenn	-	1	11	12	0.00	
		8	SOBCZAK Greg	-	1	8	9	0.00	
		7	ROWORTH Brett	-	-	8	8	0.00	
		1	BRAY Edward	-	1	4	5	0.00	
		9	THOMPSON Bruce	-	-	4	4	0.00	
		11	NORTH Brant	-	1	1	2	0.00	
		5	CROFT Paul	-	-	-	-	-	
		4	PRICE Kevin	-	-	-	-	-	
Total Team				3	4	43	50	1.00	

Non-Scoring Receivers		Rk	No	Name	Exc	Faults	Cont	Total	Eff %
	1	11	NORTH Brant	21	1	2	24	83.33	
		1	BRAY Edward	8	-	1	9		
		7	ROWORTH Brett	6	-	2	8		
		3	WHITEMAN Mark	8	-	-	8		
		9	THOMPSON Bruce	1	2	-	3		
		6	GAY Darren	2	-	-	2		
		8	SOBCZAK Greg	2	-	-	2		
		2	LEE Albert	1	-	-	1		
		5	CROFT Paul	-	-	-	-		
		4	PRICE Kevin	-	-	-	-		
		10	PYNE Glenn	-	-	-	-		
Total Team				49	3	5	57	80.70	

Limit

25.00%

Legend:									
Rk	Rank	Exc	Excellent	Cont	Continues	Eff %	Efficiency %	Avg	Average per set


Match No 23  
Start Time: 17:30


AUS vs EGY  
0 3


Spectators: 1600

Team	Sets	1	2	3	Total
AUS	0	8	8	8	24
EGY	3	25	25	25	75
	Minutes	18	17	15	50

## EGY - Egypt

Scoring Attackers		Rk	No	Name	Succ	Faults	Cont	Total	Succ %
	1	1	ELSHAWIKH Hesham	10	3	3	16	62.50	
	2	9	HUSSEIN Mohamed	9	2	5	16	56.25	
		4	ABD ALLA Ashraf	8	1	2	11		
		12	ABD ELYAZID Mohamed	3	3	3	9		
		11	ELHELBAWI Rezek	5	-	4	9		
		3	HASSAN Yasser	5	1	3	9		
		10	HASSAN Adel	3	1	1	5		
		2	AWED Tamer	2	-	1	3		
		7	HASSANEIN Salah	1	-	-	1		
		8	ABD ELLATIF Abd Elnabi	-	-	-	-		
		5	EL BAHAHEY Taher	-	-	-	-		
	Limit	15.00%							
	Total Team				46	11	22	79	58.23

Scoring Blockers		Rk	No	Name	Succ	Faults	Cont	Total	Avg
	1	3	HASSAN Yasser	1	-	4	5	0.33	
		10	HASSAN Adel	1	-	3	4	0.33	
	3	4	ABD ALLA Ashraf	-	1	2	3	0.00	
		1	ELSHAWIKH Hesham	-	-	2	2	0.00	
		9	HUSSEIN Mohamed	-	-	2	2	0.00	
		12	ABD ELYAZID Mohamed	-	1	-	1	0.00	
		11	ELHELBAWI Rezek	-	-	1	1	0.00	
		8	ABD ELLATIF Abd Elnabi	-	-	-	-		
		2	AWED Tamer	-	-	-	-		
		5	EL BAHAHEY Taher	-	-	-	-		
		7	HASSANEIN Salah	-	-	-	-		
Total Team				2	2	14	18	0.67	

Scoring Servers		Rk	No	Name	Succ	Faults	Cont	Total	Avg
	1	12	ABD ELYAZID Mohamed	2	1	13	16	0.67	
		3	HASSAN Yasser	2	2	8	12	0.67	
		9	HUSSEIN Mohamed	2	-	9	11	0.67	
	4	2	AWED Tamer	1	-	12	13	0.33	
		4	ABD ALLA Ashraf	1	1	6	8	0.33	
	6	1	ELSHAWIKH Hesham	-	1	6	7	0.00	
		10	HASSAN Adel	-	-	5	5	0.00	
		7	HASSANEIN Salah	-	-	2	2	0.00	
		8	ABD ELLATIF Abd Elnabi	-	-	-	-		
		5	EL BAHAHEY Taher	-	-	-	-		
		11	ELHELBAWI Rezek	-	-	-	-		
Total Team				8	5	61	74	2.67	

Team

Opponent Errors & Team Faults 19

Legend:									
Rk	Rank	Succ	Successes	Cont	Continues	Succ %	Success %	Avg	Average per set


Match No 23  
Start Time: 17:30


**AUS vs EGY**  
0 3


Spectators: 1600

Team	Sets	1	2	3	Total
AUS	0	8	8	8	24
EGY	3	25	25	25	75
	Minutes	18	17	15	50

## EGY - Egypt

Non-Scoring Diggers		Rk	No	Name	Exc	Faults	Cont	Total	Avg
		1	12	ABD ELYAZID Mohamed	12	-	-	12	4.00
		2	3	HASSAN Yasser	8	-	2	10	2.67
		3	8	ABD ELLATIF Abd Elnabi	7	1	1	9	2.33
			1	ELSHAWIKH Hesham	7	-	-	7	2.33
		5	10	HASSAN Adel	6	1	1	8	2.00
			2	AWED Tamer	6	-	-	6	2.00
		7	9	HUSSEIN Mohamed	3	1	-	4	1.00
		8	11	ELHELBAWI Rezek	2	1	-	3	0.67
		9	7	HASSANEIN Salah	1	1	-	2	0.33
			4	ABD ALLA Ashraf	1	-	-	1	0.33
			5	EL BAHAEY Taher	-	-	-	-	-
Total Team					53	5	4	62	17.67

Non-Scoring Setters		Rk	No	Name	Exc	Faults	Cont	Total	Avg
		1	3	HASSAN Yasser	25	-	18	43	8.33
		2	7	HASSANEIN Salah	3	-	-	3	1.00
		3	9	HUSSEIN Mohamed	2	1	6	9	0.67
			12	ABD ELYAZID Mohamed	2	-	3	5	0.67
			8	ABD ELLATIF Abd Elnabi	2	-	1	3	0.67
		6	4	ABD ALLA Ashraf	1	-	3	4	0.33
			10	HASSAN Adel	1	-	1	2	0.33
			2	AWED Tamer	-	-	-	-	-
			5	EL BAHAEY Taher	-	-	-	-	-
			11	ELHELBAWI Rezek	-	-	-	-	-
		1	ELSHAWIKH Hesham	-	-	-	-	-	
Total Team					36	1	32	69	12.00

Non-Scoring Receivers		Rk	No	Name	Exc	Faults	Cont	Total	Eff %
		1	8	ABD ELLATIF Abd Elnabi	6	-	-	6	100.0
			12	ABD ELYAZID Mohamed	4	-	-	4	
			1	ELSHAWIKH Hesham	3	-	-	3	
			7	HASSANEIN Salah	3	-	-	3	
			9	HUSSEIN Mohamed	3	-	-	3	
			10	HASSAN Adel	2	-	-	2	
			4	ABD ALLA Ashraf	-	-	1	1	
			11	ELHELBAWI Rezek	1	-	-	1	
			2	AWED Tamer	-	-	-	-	
			5	EL BAHAEY Taher	-	-	-	-	
			3	HASSAN Yasser	-	-	-	-	
Total Team					22	-	1	23	95.65

Limit

25.00%

Legend:									
Rk	Rank	Exc	Excellent	Cont	Continues	Eff %	Efficiency %	Avg	Average per set



PRNVS000000E1.00076A 00102420:28V020



P4

PAVILION 3

Preliminaries B				Points per Set					Total	Minutes	Spectators
Match	Date	Teams	Sets	1	2	3	4	5	Points		
2	20 Oct 2000	LBA vs AUS	3-2	25-18	23-25	22-25	25-19	15-12	110-99	112	2520
4	20 Oct 2000	EGY vs KOR	3-0	25-18	25-9	25-14			75-41	53	2113
6	20 Oct 2000	BIH vs FIN	3-1	25-18	25-22	21-25	25-14		96-79	77	900
7	21 Oct 2000	EGY vs LBA	3-0	25-9	25-12	25-9			75-30	48	1125
9	21 Oct 2000	BIH vs AUS	3-0	25-6	25-7	25-17			75-30	49	2475
11	21 Oct 2000	FIN vs KOR	3-0	25-16	25-14	25-17			75-47	49	1035
14	22 Oct 2000	KOR vs LBA	3-1	25-16	18-25	25-14	25-17		93-72	83	2235
16	22 Oct 2000	BIH vs EGY	0-3	20-25	21-25	22-25			63-75	69	1540
18	22 Oct 2000	FIN vs AUS	3-0	25-9	25-12	25-9			75-30	47	1600
19	23 Oct 2000	KOR vs BIH	0-3	9-25	8-25	14-25			31-75	47	3428
21	23 Oct 2000	FIN vs LBA	3-0	25-7	25-9	25-4			75-20	43	3500
23	23 Oct 2000	AUS vs EGY	0-3	8-25	8-25	8-25			24-75	50	1600
<b>Latest Matches</b>											
26	24 Oct 2000	AUS vs KOR	0-3	16-25	18-25	23-25			57-75	69	3500
28	24 Oct 2000	FIN vs EGY	0-3	14-25	22-25	23-25			59-75	64	1025
30	24 Oct 2000	LBA vs BIH	3-0	25-17	25-17	25-19			75-53	51	700

### Preliminaries B

Rank	NPC Code	Matches				Sets			Points		
		Pts	Total	Won	Lost	Won	Lost	Ratio	Won	Lost	Ratio
1	EGY	10	5	5	0	15	0	Max	375	217	1.73
2	FIN	8	5	3	2	10	6	1.67	363	268	1.35
3	BIH	8	5	3	2	9	7	1.29	362	290	1.25
4	LBA	7	5	2	3	7	11	0.64	307	395	0.78
5	KOR	7	5	2	3	6	10	0.60	287	354	0.81
6	AUS	5	5	0	5	2	15	0.13	240	410	0.59


**Legend:**


Pts Standings Points


PRNVS000000E2.00084A 00102318:35V030

# AUS · Australia

After 4 Matches

Scoring Attackers	No	Name	MP	SP	Succ	Faults	Cont	Total	Succ %
		1	BRAY Edward	4	14	8	9	40	57
	2	LEE Albert	4	14	5	10	23	38	13.16
	3	WHITEMAN Mark	4	14	1	-	3	4	25.00
	4	PRICE Kevin	4	14	5	5	16	26	19.23
	5	CROFT Paul	4	14	-	-	2	2	0.00
	6	GAY Darren	4	14	6	8	32	46	13.04
	7	ROWORTH Brett	4	14	23	16	35	74	31.08
	8	SOBCZAK Greg	4	14	12	8	44	64	18.75
	9	THOMPSON Bruce	4	14	1	1	1	3	33.33
	10	PYNE Glenn	4	14	2	2	11	15	13.33
	11	NORTH Brant	4	14	-	-	4	4	0.00
	Team Totals		4	14	63	59	211	333	18.92

Scoring Blockers	No	Name	MP	SP	Succ	Faults	Cont	Total	Avg
		1	BRAY Edward	4	14	5	7	9	21
	2	LEE Albert	4	14	4	6	12	22	0.29
	3	WHITEMAN Mark	4	14	-	-	-	-	0.00
	4	PRICE Kevin	4	14	2	1	8	11	0.14
	5	CROFT Paul	4	14	-	-	-	-	0.00
	6	GAY Darren	4	14	4	13	9	26	0.29
	7	ROWORTH Brett	4	14	8	12	11	31	0.57
	8	SOBCZAK Greg	4	14	8	16	14	38	0.57
	9	THOMPSON Bruce	4	14	-	1	-	1	0.00
	10	PYNE Glenn	4	14	1	7	4	12	0.07
	11	NORTH Brant	4	14	-	-	-	-	0.00
	Team Totals		4	14	32	63	67	162	2.29

Scoring Servers	No	Name	MP	SP	Succ	Faults	Cont	Total	Avg
		1	BRAY Edward	4	14	-	5	20	25
	2	LEE Albert	4	14	2	1	24	27	0.14
	3	WHITEMAN Mark	4	14	-	1	10	11	0.00
	4	PRICE Kevin	4	14	2	4	9	15	0.14
	5	CROFT Paul	4	14	-	-	-	-	0.00
	6	GAY Darren	4	14	-	5	22	27	0.00
	7	ROWORTH Brett	4	14	1	6	24	31	0.07
	8	SOBCZAK Greg	4	14	-	7	14	21	0.00
	9	THOMPSON Bruce	4	14	-	2	3	5	0.00
	10	PYNE Glenn	4	14	-	4	20	24	0.00
	11	NORTH Brant	4	14	-	-	-	-	0.00
	Team Totals		4	14	5	35	146	186	0.36

Team	Opponent Errors & Team Faults	83	60
------	-------------------------------	----	----

Legend:

Succ	Successes	Cont	Continues	Succ %	Success %	Avg	Average per set	MP	Matches Played
SP	Team Sets Played								

# AUS · Australia

After 4 Matches

Non-Scoring Diggers	No	Name	MP	SP	Exc	Faults	Cont	Total	Avg
	1	BRAY Edward	4	14	6	12	17	35	0.43
	2	LEE Albert	4	14	6	7	11	24	0.43
	3	WHITEMAN Mark	4	14	10	2	5	17	0.71
	4	PRICE Kevin	4	14	1	2	1	4	0.07
	5	CROFT Paul	4	14	-	-	-	-	0.00
	6	GAY Darren	4	14	9	13	25	47	0.64
	7	ROWORTH Brett	4	14	19	22	15	56	1.36
	8	SOBCZAK Greg	4	14	11	17	18	46	0.79
	9	THOMPSON Bruce	4	14	2	3	1	6	0.14
	10	PYNE Glenn	4	14	-	2	3	5	0.00
11	NORTH Brant	4	14	12	7	4	23	0.86	
Team Totals			4	14	76	87	100	263	5.43

Non-Scoring Setters	No	Name	MP	SP	Exc	Faults	Cont	Total	Avg
	1	BRAY Edward	4	14	5	1	20	26	0.36
	2	LEE Albert	4	14	4	1	40	45	0.29
	3	WHITEMAN Mark	4	14	1	-	-	1	0.07
	4	PRICE Kevin	4	14	2	-	11	13	0.14
	5	CROFT Paul	4	14	-	-	-	-	0.00
	6	GAY Darren	4	14	8	1	33	42	0.57
	7	ROWORTH Brett	4	14	4	1	32	37	0.29
	8	SOBCZAK Greg	4	14	6	3	28	37	0.43
	9	THOMPSON Bruce	4	14	1	1	8	10	0.07
	10	PYNE Glenn	4	14	5	2	31	38	0.36
11	NORTH Brant	4	14	-	1	2	3	0.00	
Team Totals			4	14	36	11	205	252	2.57

Non-Scoring Receivers	No	Name	MP	SP	Exc	Faults	Cont	Total	Eff %
	1	BRAY Edward	4	14	28	2	7	37	70.27
	2	LEE Albert	4	14	20	4	7	31	51.61
	3	WHITEMAN Mark	4	14	13	-	4	17	76.47
	4	PRICE Kevin	4	14	-	-	-	-	0.00
	5	CROFT Paul	4	14	-	-	-	-	0.00
	6	GAY Darren	4	14	14	2	6	22	54.55
	7	ROWORTH Brett	4	14	29	2	14	45	60.00
	8	SOBCZAK Greg	4	14	27	3	5	35	68.57
	9	THOMPSON Bruce	4	14	2	4	3	9	-22.2
	10	PYNE Glenn	4	14	-	-	-	-	0.00
11	NORTH Brant	4	14	59	3	10	72	77.78	
Team Totals			4	14	192	20	56	268	64.18


Legend:


Exc	Excellent	Cont	Continues	Eff %	Efficiency %	Avg	Average per set	MP	Matches Played
SP	Team Sets Played								


PRNVS000000E3.00084A 00102318:36V030

## EGY - Egypt

After 4 Matches

Scoring Attackers		No	Name	MP	SP	Succ	Faults	Cont	Total	Succ %
		1	ELSHAWIKH Hesham	4	12	31	6	22	59	52.54
		2	AWED Tamer	4	12	2	1	2	5	40.00
		3	HASSAN Yasser	4	12	21	5	21	47	44.68
		4	ABD ALLA Ashraf	4	12	14	6	12	32	43.75
		5	EL BAHAHEY Taher	4	12	6	2	13	21	28.57
		7	HASSANEIN Salah	4	12	1	2	-	3	33.33
		8	ABD ELLATIF Abd Elnabi	4	12	-	-	1	1	0.00
		9	HUSSEIN Mohamed	4	12	27	8	42	77	35.06
		10	HASSAN Adel	4	12	14	10	18	42	33.33
		11	ELHELBAWI Rezek	4	12	6	-	4	10	60.00
		12	ABD ELYAZID Mohamed	4	12	17	9	22	48	35.42
		Team Totals				4	12	139	49	157

Scoring Blockers		No	Name	MP	SP	Succ	Faults	Cont	Total	Avg
		1	ELSHAWIKH Hesham	4	12	5	8	19	32	0.42
		2	AWED Tamer	4	12	-	-	-	-	0.00
		3	HASSAN Yasser	4	12	2	13	15	30	0.17
		4	ABD ALLA Ashraf	4	12	1	1	7	9	0.08
		5	EL BAHAHEY Taher	4	12	1	2	4	7	0.08
		7	HASSANEIN Salah	4	12	-	-	-	-	0.00
		8	ABD ELLATIF Abd Elnabi	4	12	-	-	-	-	0.00
		9	HUSSEIN Mohamed	4	12	2	3	7	12	0.17
		10	HASSAN Adel	4	12	7	4	10	21	0.58
		11	ELHELBAWI Rezek	4	12	-	-	1	1	0.00
		12	ABD ELYAZID Mohamed	4	12	6	8	12	26	0.50
		Team Totals				4	12	24	39	75

Scoring Servers		No	Name	MP	SP	Succ	Faults	Cont	Total	Avg
		1	ELSHAWIKH Hesham	4	12	5	4	49	58	0.42
		2	AWED Tamer	4	12	1	-	14	15	0.08
		3	HASSAN Yasser	4	12	6	4	41	51	0.50
		4	ABD ALLA Ashraf	4	12	1	2	12	15	0.08
		5	EL BAHAHEY Taher	4	12	1	-	29	30	0.08
		7	HASSANEIN Salah	4	12	-	-	3	3	0.00
		8	ABD ELLATIF Abd Elnabi	4	12	-	-	-	-	0.00
		9	HUSSEIN Mohamed	4	12	2	-	35	37	0.17
		10	HASSAN Adel	4	12	1	-	33	34	0.08
		11	ELHELBAWI Rezek	4	12	-	-	-	-	0.00
		12	ABD ELYAZID Mohamed	4	12	6	2	43	51	0.50
		Team Totals				4	12	23	12	259


Team	Opponent Errors & Team Faults	114	21
------	-------------------------------	-----	----


Legend:

Succ	Successes	Cont	Continues	Succ %	Success %	Avg	Average per set	MP	Matches Played
SP	Team Sets Played								

## EGY - Egypt

After 4 Matches

Non-Scoring Diggers	No	Name	MP	SP	Exc	Faults	Cont	Total	Avg
	1	ELSHAWIKH Hesham	4	12	21	2	8	31	1.75
	2	AWED Tamer	4	12	9	-	1	10	0.75
	3	HASSAN Yasser	4	12	29	3	17	49	2.42
	4	ABD ALLA Ashraf	4	12	3	-	-	3	0.25
	5	EL BAHAEY Taher	4	12	11	1	19	31	0.92
	7	HASSANEIN Salah	4	12	1	1	-	2	0.08
	8	ABD ELLATIF Abd Elnabi	4	12	16	3	10	29	1.33
	9	HUSSEIN Mohamed	4	12	14	4	8	26	1.17
	10	HASSAN Adel	4	12	15	4	10	29	1.25
	11	ELHELBAWI Rezek	4	12	2	1	-	3	0.17
	12	ABD ELYAZID Mohamed	4	12	39	5	7	51	3.25
	Team Totals			4	12	160	24	80	264

Non-Scoring Setters	No	Name	MP	SP	Exc	Faults	Cont	Total	Avg
	1	ELSHAWIKH Hesham	4	12	2	-	10	12	0.17
	2	AWED Tamer	4	12	-	-	2	2	0.00
	3	HASSAN Yasser	4	12	53	-	73	126	4.42
	4	ABD ALLA Ashraf	4	12	4	-	7	11	0.33
	5	EL BAHAEY Taher	4	12	25	5	39	69	2.08
	7	HASSANEIN Salah	4	12	3	-	1	4	0.25
	8	ABD ELLATIF Abd Elnabi	4	12	5	2	4	11	0.42
	9	HUSSEIN Mohamed	4	12	12	1	23	36	1.00
	10	HASSAN Adel	4	12	2	1	3	6	0.17
	11	ELHELBAWI Rezek	4	12	-	-	-	-	0.00
	12	ABD ELYAZID Mohamed	4	12	2	-	7	9	0.17
	Team Totals			4	12	108	9	169	286

Non-Scoring Receivers	No	Name	MP	SP	Exc	Faults	Cont	Total	Eff %
	1	ELSHAWIKH Hesham	4	12	14	1	5	20	65.00
	2	AWED Tamer	4	12	2	-	-	2	100.0
	3	HASSAN Yasser	4	12	2	-	1	3	66.67
	4	ABD ALLA Ashraf	4	12	1	-	1	2	50.00
	5	EL BAHAEY Taher	4	12	16	1	-	17	88.24
	7	HASSANEIN Salah	4	12	3	-	-	3	100.0
	8	ABD ELLATIF Abd Elnabi	4	12	26	1	1	28	89.29
	9	HUSSEIN Mohamed	4	12	14	-	3	17	82.35
	10	HASSAN Adel	4	12	6	1	1	8	62.50
	11	ELHELBAWI Rezek	4	12	2	-	2	4	50.00
	12	ABD ELYAZID Mohamed	4	12	30	-	2	32	93.75
	Team Totals			4	12	116	4	16	136

Legend:

Exc	Excellent	Cont	Continues	Eff %	Efficiency %	Avg	Average per set	MP	Matches Played
SP	Team Sets Played								



PRNVS000000E4.00073 00102319:41V01U

# MEN'S SITTING PRELIMINARIES A MATCH RESULTS



MON 23 OCT 2000

P2

PAVILION 3

Match No: 24  
Start Time: 19:00

IRI vs JPN  
2 vs 0

Spectators:

Team	Sets	1	2	3	4	5	Total
IRI	2	25	25	0			50
JPN	0	12	14	0			26
	Minutes	17	20				37

Referees: GIUGNI Stephen (AUS) & TORABIALAMOUTI Khesrollah (IRI)

IRI Islamic Republic of Iran								JPN Japan							
No	Name	1	2	3	4	5	Pts	No	Name	1	2	3	4	5	Pts
1	ESHAGHI Ali	■	■				5	1	KATO Masahiko	■	■				5
2	RAHIMI Mohammadreza							2	SATO Ei	■	■				2
3	PEIDAYESH Reza	■	■				6	3	YOSHIDA Hitoshi	■	■				
4	KASHFIA Ali	■	■				1	4	SHIKINE Toshinari						
5	SOLEIMANI Majid					┌	1	5	TAKEDA Yoshihito	■	■				2
6	GOLKAR AZGHANDI Ali							6	ARIFUKU Junichi						
7	L ASHOURI Farshid	L	L					7	NAKAYAMA Robert	■	■				
8	EIMERI Jalil	■	■				5	8	TANAKA Koji	■	■				5
9	ZIRAH I Isa	■	■				2	9	TANABE Tsutomu					┌	1
10	FIROUZI Parviz							10	WAKAIRO Hiroyuki					┌	
11	SALAVATIAN Aliakbar					┌	2	11	YONEZAWA Atsushi					┌	1
12	BEHRAVAN Hojat	■	■				6	12	SASAKI Masahiro						
<b>Head Coach:</b> REZAEIGARKANI Hadi								<b>Head Coach:</b> MANO Yoshihisa							
<b>Assistant:</b> DAVALLOO Abdol Jabbar								<b>Assistant:</b> YAMASHITA Shin							

## TEAM AND PLAYER PERFORMANCES

Won	Total Atts	No	Name	Scoring Skills	Won	Total Atts	No	Name
20	60	Total Team		Attack	10	54	Total Team	
6	11	12	BEHRAVAN Hojat		3	16	1	KATO Masahiko
5	9	3	PEIDAYESH Reza		3	10	8	TANAKA Koji
3	12	8	EIMERI Jalil		2	12	2	SATO Ei
5	27	Total Team		Block	3	27	Total Team	
2	5	1	ESHAGHI Ali		2	5	8	TANAKA Koji
1	6	3	PEIDAYESH Reza		1	2	1	KATO Masahiko
1	4	4	KASHFIA Ali	Serve	3	26	Total Team	
3	49	Total Team			1	6	1	KATO Masahiko
2	13	1	ESHAGHI Ali		1	1	9	TANABE Tsutomu
1	11	8	EIMERI Jalil		1	2	11	YONEZAWA Atsushi
22		Total Team		Opp Error	10		Total Team	
50	136	Total Team			26	107	Total Team	
6	6	3	PEIDAYESH Reza	Total	5	5	1	KATO Masahiko
					Best Scorer			

Jury President:

Signature:

### Legend:

■ Starting line-up      ┌ Substitute      nn Team Captain      ┌ Substitute libero  
Pts Points scored      L Libero Player      Opp Opponent      Atts Attempts

PROVISIONAL

PRNVS000000E5.00083 00102319:41V01U


Match No 24  
Start Time: 19:00

IRI vs JPN  
2 0


Spectators:

Team	Sets	1	2	3	4	5	Total
IRI	2	25	25	0			50
JPN	0	12	14	0			26
	Minutes	17	20				37

## IRI - Islamic Republic of Iran

Scoring Attackers		Rk	No	Name	Succ	Faults	Cont	Total	Succ %
		1	3	PEIDAYESH Reza	5	2	2	9	55.56
		2	12	BEHRAVAN Hojat	6	1	4	11	54.55
		3	8	EIMERI Jalil	3	1	8	12	25.00
		4	9	ZIRAH I Isa	2	2	6	10	20.00
			1	ESHAGHI Ali	1	-	4	5	
			4	KASHFIA Ali	-	1	4	5	
			5	SOLEIMANI Majid	1	-	4	5	
			11	SALAVATIAN Aliakbar	2	-	1	3	
			7	ASHOURI Farshid	-	-	-	-	
			10	FIROUZI Parviz	-	-	-	-	
			6	GOLKAR AZGHANDI Ali	-	-	-	-	
Limit 15.00%		2	RAHIMI Mohammadreza	-	-	-	-		
Total Team					20	7	33	60	33.33

Scoring Blockers		Rk	No	Name	Succ	Faults	Cont	Total	Avg
		1	1	ESHAGHI Ali	2	1	2	5	1.00
		2	3	PEIDAYESH Reza	1	2	3	6	0.50
			8	EIMERI Jalil	1	1	2	4	0.50
			4	KASHFIA Ali	1	1	2	4	0.50
		5	12	BEHRAVAN Hojat	-	1	2	3	0.00
			9	ZIRAH I Isa	-	3	-	3	0.00
			11	SALAVATIAN Aliakbar	-	-	1	1	0.00
			5	SOLEIMANI Majid	-	-	1	1	0.00
			7	ASHOURI Farshid	-	-	-	-	
			10	FIROUZI Parviz	-	-	-	-	
			6	GOLKAR AZGHANDI Ali	-	-	-	-	
		2	RAHIMI Mohammadreza	-	-	-	-		
Total Team					5	9	13	27	2.50

Scoring Servers		Rk	No	Name	Succ	Faults	Cont	Total	Avg
		1	1	ESHAGHI Ali	2	1	10	13	1.00
		2	8	EIMERI Jalil	1	1	9	11	0.50
		3	4	KASHFIA Ali	-	-	9	9	0.00
			12	BEHRAVAN Hojat	-	-	5	5	0.00
			9	ZIRAH I Isa	-	1	4	5	0.00
			3	PEIDAYESH Reza	-	-	3	3	0.00
			5	SOLEIMANI Majid	-	-	3	3	0.00
			7	ASHOURI Farshid	-	-	-	-	
			10	FIROUZI Parviz	-	-	-	-	
			6	GOLKAR AZGHANDI Ali	-	-	-	-	
			2	RAHIMI Mohammadreza	-	-	-	-	
		11	SALAVATIAN Aliakbar	-	-	-	-		
Total Team					3	3	43	49	1.50

Team	Opponent Errors & Team Faults	22	3
------	-------------------------------	----	---

Legend:									
Rk	Rank	Succ	Successes	Cont	Continues	Succ %	Success %	Avg	Average per set

PROVISIONAL


Match No 24  
Start Time: 19:00


IRI vs JPN  
2 vs 0


Spectators:

Team	Sets	1	2	3	4	5	Total
IRI	2	25	25	0			50
JPN	0	12	14	0			26
	Minutes	17	20				37

## IRI - Islamic Republic of Iran

Non-Scoring Diggers		Rk	No	Name	Exc	Faults	Cont	Total	Avg
	1	8	EIMERI Jalil	8	-	-	8	4.00	
	2	1	ESHAGHI Ali	5	-	1	6	2.50	
	3	12	BEHRVAN Hojat	4	1	-	5	2.00	
	4		KASHFIA Ali	4	-	-	4	2.00	
	9		ZIRAH I Isa	4	-	-	4	2.00	
	6	7	ASHOURI Farshid	3	-	-	3	1.50	
	7	3	PEIDAYESH Reza	1	1	-	2	0.50	
	5		SOLEIMANI Majid	1	-	1	2	0.50	
	11		SALAVATIAN Aliakbar	1	-	-	1	0.50	
	10		FIROUZI Parviz	-	-	-	-	-	
	6		GOLKAR AZGHANDI Ali	-	-	-	-	-	
	2		RAHIMI Mohammadreza	-	-	-	-	-	
Total Team				31	2	2	35	15.50	

Non-Scoring Setters		Rk	No	Name	Exc	Faults	Cont	Total	Avg
	1	1	ESHAGHI Ali	6	1	8	15	3.00	
	2	8	EIMERI Jalil	3	-	10	13	1.50	
	4	4	KASHFIA Ali	3	-	8	11	1.50	
	4	9	ZIRAH I Isa	1	-	3	4	0.50	
	5	12	BEHRVAN Hojat	-	-	4	4	0.00	
	5		SOLEIMANI Majid	-	-	2	2	0.00	
	3		PEIDAYESH Reza	-	-	1	1	0.00	
	7		ASHOURI Farshid	-	-	-	-	-	
	10		FIROUZI Parviz	-	-	-	-	-	
	6		GOLKAR AZGHANDI Ali	-	-	-	-	-	
	2		RAHIMI Mohammadreza	-	-	-	-	-	
11		SALAVATIAN Aliakbar	-	-	-	-	-		
Total Team				13	1	36	50	6.50	

Non-Scoring Receivers		Rk	No	Name	Exc	Faults	Cont	Total	Eff %
	1	7	ASHOURI Farshid	7	1	1	9	66.67	
	8		EIMERI Jalil	3	-	1	4		
	1		ESHAGHI Ali	2	-	1	3		
	5		SOLEIMANI Majid	1	-	1	2		
	12		BEHRVAN Hojat	1	-	-	1		
	4		KASHFIA Ali	1	-	-	1		
	3		PEIDAYESH Reza	1	-	-	1		
	11		SALAVATIAN Aliakbar	1	-	-	1		
	9		ZIRAH I Isa	-	-	1	1		
	10		FIROUZI Parviz	-	-	-	-		
	6		GOLKAR AZGHANDI Ali	-	-	-	-		
	2		RAHIMI Mohammadreza	-	-	-	-		
	Total Team				17	1	5	23	69.57

Limit

25.00%

Legend:

Rk Rank Exc Excellent Cont Continues Eff % Efficiency % Avg Average per set

PROVISIONAL


Match No 24  
Start Time: 19:00


IRI vs JPN  
2 vs 0

Spectators:

Team	Sets	1	2	3	4	5	Total
IRI	2	25	25	0			50
JPN	0	12	14	0			26
	Minutes	17	20				37

## JPN - Japan

Scoring Attackers		Rk	No	Name	Succ	Faults	Cont	Total	Succ %
		1	8	TANAKA Koji	3	1	6	10	30.00
		2	1	KATO Masahiko	3	6	7	16	18.75
		3	2	SATO Ei	2	6	4	12	16.67
			3	YOSHIDA Hitoshi	-	2	3	5	
			5	TAKEDA Yoshihito	2	-	2	4	
			10	WAKAIRO Hiroyuki	-	-	4	4	
			7	NAKAYAMA Robert	-	-	3	3	
			6	ARIFUKU Junichi	-	-	-	-	
			12	SASAKI Masahiro	-	-	-	-	
			4	SHIKINE Toshinari	-	-	-	-	
			9	TANABE Tsutomu	-	-	-	-	
		11	YONEZAWA Atsushi	-	-	-	-		
Limit 15.00%	Total Team				10	15	29	54	18.52

Scoring Blockers		Rk	No	Name	Succ	Faults	Cont	Total	Avg
		1	8	TANAKA Koji	2	1	2	5	1.00
		2	1	KATO Masahiko	1	1	-	2	0.50
		3	5	TAKEDA Yoshihito	-	6	2	8	0.00
			7	NAKAYAMA Robert	-	2	4	6	0.00
			3	YOSHIDA Hitoshi	-	1	2	3	0.00
			2	SATO Ei	-	2	-	2	0.00
			10	WAKAIRO Hiroyuki	-	-	1	1	0.00
			6	ARIFUKU Junichi	-	-	-	-	
			12	SASAKI Masahiro	-	-	-	-	
			4	SHIKINE Toshinari	-	-	-	-	
			9	TANABE Tsutomu	-	-	-	-	
		11	YONEZAWA Atsushi	-	-	-	-		
Total Team					3	13	11	27	1.50

Scoring Servers		Rk	No	Name	Succ	Faults	Cont	Total	Avg
		1	1	KATO Masahiko	1	-	5	6	0.50
			11	YONEZAWA Atsushi	1	-	1	2	0.50
			9	TANABE Tsutomu	1	-	-	1	0.50
		4	7	NAKAYAMA Robert	-	-	6	6	0.00
			2	SATO Ei	-	-	3	3	0.00
			5	TAKEDA Yoshihito	-	-	3	3	0.00
			8	TANAKA Koji	-	1	2	3	0.00
			3	YOSHIDA Hitoshi	-	-	2	2	0.00
			6	ARIFUKU Junichi	-	-	-	-	
			12	SASAKI Masahiro	-	-	-	-	
			4	SHIKINE Toshinari	-	-	-	-	
		10	WAKAIRO Hiroyuki	-	-	-	-		
Total Team					3	1	22	26	1.50

Team	Opponent Errors & Team Faults	10	8

Legend:									
Rk	Rank	Succ	Successes	Cont	Continues	Succ %	Success %	Avg	Average per set

PROVISIONAL

Match No 24  
Start Time: 19:00

IRI vs JPN  
2 vs 0

Spectators:

Team	Sets	1	2	3	4	5	Total
IRI	2	25	25	0			50
JPN	0	12	14	0			26
	Minutes	17	20				37

## JPN - Japan

Non-Scoring Diggers		Rk	No	Name	Exc	Faults	Cont	Total	Avg
	1	7	NAKAYAMA Robert	5	3	1	9	2.50	
	2	SATO Ei	5	-	1	6	2.50		
	3	1	KATO Masahiko	2	-	5	7	1.00	
	5	TAKEDA Yoshihito	2	3	2	7	1.00		
	8	TANAKA Koji	2	1	3	6	1.00		
	6	3	YOSHIDA Hitoshi	1	1	4	6	0.50	
	6	ARIFUKU Junichi	-	-	-	-	-	-	
	12	SASAKI Masahiro	-	-	-	-	-	-	
	4	SHIKINE Toshinari	-	-	-	-	-	-	
	9	TANABE Tsutomu	-	-	-	-	-	-	
	10	WAKAIRO Hiroyuki	-	-	-	-	-	-	
11	YONEZAWA Atsushi	-	-	-	-	-	-		
Total Team				17	8	16	41	8.50	

Non-Scoring Setters		Rk	No	Name	Exc	Faults	Cont	Total	Avg
	1	7	NAKAYAMA Robert	7	-	16	23	3.50	
	2	5	TAKEDA Yoshihito	1	1	17	19	0.50	
	3	3	YOSHIDA Hitoshi	1	1	3	5	0.50	
	4	1	KATO Masahiko	-	-	2	2	0.00	
	8	TANAKA Koji	-	-	2	2	0.00		
	2	SATO Ei	-	-	1	1	0.00		
	6	ARIFUKU Junichi	-	-	-	-	-		
	12	SASAKI Masahiro	-	-	-	-	-		
	4	SHIKINE Toshinari	-	-	-	-	-		
	9	TANABE Tsutomu	-	-	-	-	-		
	10	WAKAIRO Hiroyuki	-	-	-	-	-		
11	YONEZAWA Atsushi	-	-	-	-	-			
Total Team				9	2	41	52	4.50	

Non-Scoring Receivers		Rk	No	Name	Exc	Faults	Cont	Total	Eff %
	1	2	SATO Ei	9	-	2	11	81.82	
	8	TANAKA Koji	7	2	1	10			
	1	KATO Masahiko	3	-	4	7			
	3	YOSHIDA Hitoshi	4	1	1	6			
	5	TAKEDA Yoshihito	4	-	1	5			
	7	NAKAYAMA Robert	3	-	-	3			
	9	TANABE Tsutomu	1	-	-	1			
	10	WAKAIRO Hiroyuki	-	-	1	1			
	6	ARIFUKU Junichi	-	-	-	-			
	12	SASAKI Masahiro	-	-	-	-			
	4	SHIKINE Toshinari	-	-	-	-			
11	YONEZAWA Atsushi	-	-	-	-				
Total Team				31	3	10	44	63.64	

Limit  
25.00%

Legend:									
Rk	Rank	Exc	Excellent	Cont	Continues	Eff %	Efficiency %	Avg	Average per set

PROVISIONAL

PRNVS000000E6.00073 00102320:09V010



MON 23 OCT 2000

P2

PAVILION 3

Match No: 24  
Start Time: 19:00

IRI vs JPN  
3 vs 0

Spectators: 570

Team	Sets	1	2	3	Total
IRI	3	25	25	25	75
JPN	0	12	14	18	44
	Minutes	17	20	23	60

Referees: GIUGNI Stephen (AUS) & TORABIALAMOUTI Khesrollah (IRI)

IRI Islamic Republic of Iran							JPN Japan								
No	Name	1	2	3	4	5	Pts	No	Name	1	2	3	4	5	Pts
1	ESHAGHI Ali	■	■				5	1	KATO Masahiko	■	■	■			8
2	RAHIMI Mohammadreza			■			2	2	SATO Ei	■	■	■			2
3	PEIDAYESH Reza	■	■				6	3	YOSHIDA Hitoshi	■	■	□			
4	KASHFIA Ali	■	■	■			2	4	SHIKINE Toshinari			■			2
5	SOLEIMANI Majid			□	■		6	5	TAKEDA Yoshihito	■	■	■			2
6	GOLKAR AZGHANDI Ali				□		1	6	ARIFUKU Junichi			□			
7	L ASHOURI Farshid	L	L	L				7	NAKAYAMA Robert	■	■	■			
8	EIMERI Jalil	■	■	■			6	8	TANAKA Koji	■	■	■			10
9	ZIRAH I Isa	■	■				2	9	TANABE Tsutomu	□					1
10	FIROUZI Parviz			■			4	10	WAKAIRO Hiroyuki		□	□			1
11	SALAVATIAN Aliakbar			□			2	11	YONEZAWA Atsushi	□					1
12	BEHRAVAN Hojat	■	■	■			8	12	SASAKI Masahiro						
<b>Head Coach:</b> REZAEIGARKANI Hadi							<b>Head Coach:</b> MANO Yoshihisa								
<b>Assistant:</b> DAVALLOO Abdol Jabbar							<b>Assistant:</b> YAMASHITA Shin								

## TEAM AND PLAYER PERFORMANCES

Won	Total Atts	No	Name	Scoring Skills	Won	Total Atts	No	Name
31	100	Total Team		Attack	20	98	Total Team	
8	17	12	BEHRAVAN Hojat		7	27	8	TANAKA Koji
5	9	3	PEIDAYESH Reza		6	21	1	KATO Masahiko
5	9	5	SOLEIMANI Majid		2	18	2	SATO Ei
10	58	Total Team		Block	4	41	Total Team	
3	8	10	FIROUZI Parviz		3	8	8	TANAKA Koji
2	5	1	ESHAGHI Ali		1	4	1	KATO Masahiko
1	7	2	RAHIMI Mohammadreza	Serve	3	46	Total Team	
3	73	Total Team			1	12	1	KATO Masahiko
2	13	1	ESHAGHI Ali		1	2	9	TANABE Tsutomu
1	15	8	EIMERI Jalil	1	2	11	YONEZAWA Atsushi	
31		Total Team		Opp Error	17		Total Team	
75	231	Total Team		Total	44	185	Total Team	
8	8	12	BEHRAVAN Hojat	Best Scorer	10	10	8	TANAKA Koji

### Legend:

■ Starting line-up      □ Substitute      nn Team Captain      □ Substitution libero  
 Pts Points scored      L Libero Player      Opp Opponent      Atts Attempts

PRNVS000000E7.00083 00102320:14V010


Match No 24  
Start Time: 19:00


IRI vs JPN  
3 0


Spectators: 570

Team	Sets	1	2	3	Total
IRI	3	25	25	25	75
JPN	0	12	14	18	44
	Minutes	17	20	23	60

## IRI - Islamic Republic of Iran

Scoring Attackers		Rk	No	Name	Succ	Faults	Cont	Total	Succ %
	1	12	BEHRAVAN Hojat	8	3	6	17	47.06	
	2	8	EIMERI Jalil	4	1	15	20	20.00	
		9	ZIRAH I Isa	2	2	6	10		
		3	PEIDAYESH Reza	5	2	2	9		
		5	SOLEIMANI Majid	5	-	4	9		
		4	KASHFIA Ali	1	1	6	8		
		10	FIROUZI Parviz	1	1	5	7		
		2	RAHIMI Mohammadreza	1	1	5	7		
		1	ESHAGHI Ali	1	-	4	5		
		6	GOLKAR AZGHANDI Ali	1	2	2	5		
		11	SALAVATIAN Aliakbar	2	-	1	3		
Limit 15.00%	7	ASHOURI Farshid	-	-	-	-	-		
Total Team				31	13	56	100	31.00	

Scoring Blockers		Rk	No	Name	Succ	Faults	Cont	Total	Avg
	1	10	FIROUZI Parviz	3	1	4	8	1.00	
	2	1	ESHAGHI Ali	2	1	2	5	0.67	
	3	8	EIMERI Jalil	1	5	3	9	0.33	
		4	KASHFIA Ali	1	1	7	9	0.33	
		2	RAHIMI Mohammadreza	1	-	6	7	0.33	
		3	PEIDAYESH Reza	1	2	3	6	0.33	
		5	SOLEIMANI Majid	1	1	3	5	0.33	
	8	12	BEHRAVAN Hojat	-	2	2	4	0.00	
		9	ZIRAH I Isa	-	3	-	3	0.00	
		6	GOLKAR AZGHANDI Ali	-	-	1	1	0.00	
		11	SALAVATIAN Aliakbar	-	-	1	1	0.00	
	7	ASHOURI Farshid	-	-	-	-	-		
Total Team				10	16	32	58	3.33	

Scoring Servers		Rk	No	Name	Succ	Faults	Cont	Total	Avg
	1	1	ESHAGHI Ali	2	1	10	13	0.67	
	2	8	EIMERI Jalil	1	1	13	15	0.33	
	3	4	KASHFIA Ali	-	-	13	13	0.00	
		12	BEHRAVAN Hojat	-	1	9	10	0.00	
		10	FIROUZI Parviz	-	1	7	8	0.00	
		9	ZIRAH I Isa	-	1	4	5	0.00	
		5	SOLEIMANI Majid	-	-	4	4	0.00	
		3	PEIDAYESH Reza	-	-	3	3	0.00	
		2	RAHIMI Mohammadreza	-	-	2	2	0.00	
		7	ASHOURI Farshid	-	-	-	-	-	
		6	GOLKAR AZGHANDI Ali	-	-	-	-	-	
	11	SALAVATIAN Aliakbar	-	-	-	-	-		
Total Team				3	5	65	73	1.00	

Team	Opponent Errors & Team Faults	31	4
------	-------------------------------	----	---

Legend:									
Rk	Rank	Succ	Successes	Cont	Continues	Succ %	Success %	Avg	Average per set


Match No 24  
Start Time: 19:00


IRI vs JPN  
3 vs 0


Spectators: 570

Team	Sets	1	2	3	Total
IRI	3	25	25	25	75
JPN	0	12	14	18	44
	Minutes	17	20	23	60

## IRI - Islamic Republic of Iran

Non-Scoring Diggers		Rk	No	Name	Exc	Faults	Cont	Total	Avg
	1	8	EIMERI Jalil	10	-	2	12	3.33	
		7	ASHOURI Farshid	10	-	-	10	3.33	
	3	12	BEHRAVAN Hojat	7	1	1	9	2.33	
	4	5	SOLEIMANI Majid	6	-	1	7	2.00	
	5	1	ESHAGHI Ali	5	-	1	6	1.67	
	6	4	KASHFIA Ali	4	1	-	5	1.33	
		9	ZIRAH I Isa	4	-	-	4	1.33	
	8	2	RAHIMI Mohammadreza	3	-	-	3	1.00	
	9	10	FIROUZI Parviz	1	1	1	3	0.33	
		3	PEIDAYESH Reza	1	1	-	2	0.33	
		11	SALAVATIAN Aliakbar	1	-	-	1	0.33	
		12	6	GOLKAR AZGHANDI Ali	-	-	2	2	0.00
Total Team				52	4	8	64	17.33	

Non-Scoring Setters		Rk	No	Name	Exc	Faults	Cont	Total	Avg
	1	1	ESHAGHI Ali	7	1	7	15	2.33	
	2	2	RAHIMI Mohammadreza	6	-	2	8	2.00	
	3	8	EIMERI Jalil	5	-	17	22	1.67	
	4	4	KASHFIA Ali	4	-	21	25	1.33	
	5	12	BEHRAVAN Hojat	2	-	4	6	0.67	
	6	9	ZIRAH I Isa	1	-	3	4	0.33	
	7	5	SOLEIMANI Majid	-	-	4	4	0.00	
		6	GOLKAR AZGHANDI Ali	-	-	2	2	0.00	
		3	PEIDAYESH Reza	-	-	1	1	0.00	
		7	ASHOURI Farshid	-	-	-	-	-	-
		10	FIROUZI Parviz	-	-	-	-	-	-
	11	SALAVATIAN Aliakbar	-	-	-	-	-	-	
Total Team				25	1	61	87	8.33	

Non-Scoring Receivers		Rk	No	Name	Exc	Faults	Cont	Total	Eff %
	1	7	ASHOURI Farshid	12	1	3	16	68.75	
		8	EIMERI Jalil	6	-	1	7		
		5	SOLEIMANI Majid	4	-	2	6		
		1	ESHAGHI Ali	2	-	1	3		
		12	BEHRAVAN Hojat	1	-	-	1		
		6	GOLKAR AZGHANDI Ali	1	-	-	1		
		4	KASHFIA Ali	1	-	-	1		
		3	PEIDAYESH Reza	1	-	-	1		
		11	SALAVATIAN Aliakbar	1	-	-	1		
		9	ZIRAH I Isa	-	-	1	1		
		10	FIROUZI Parviz	-	-	-	-		
		2	RAHIMI Mohammadreza	-	-	-	-		
	Total Team				29	1	8	38	73.68

Limit

25.00%

Legend:

Rk Rank      Exc Excellent      Cont Continues      Eff % Efficiency %      Avg Average per set


Match No 24  
Start Time: 19:00


IRI vs JPN  
3 0


Spectators: 570

Team	Sets	1	2	3	Total
IRI	3	25	25	25	75
JPN	0	12	14	18	44
	Minutes	17	20	23	60

## JPN - Japan

Scoring Attackers		Rk	No	Name	Succ	Faults	Cont	Total	Succ %
	1	1	KATO Masahiko	6	6	9	21	28.57	
	2	8	TANAKA Koji	7	4	16	27	25.93	
		2	SATO Ei	2	6	10	18		
		4	SHIKINE Toshinari	2	4	5	11		
		10	WAKAIRO Hiroyuki	1	-	5	6		
		7	NAKAYAMA Robert	-	-	5	5		
		5	TAKEDA Yoshihito	2	-	3	5		
		3	YOSHIDA Hitoshi	-	2	3	5		
		6	ARIFUKU Junichi	-	-	-	-		
		12	SASAKI Masahiro	-	-	-	-		
		9	TANABE Tsutomu	-	-	-	-		
Limit 15.00%		11	YONEZAWA Atsushi	-	-	-	-		
Total Team				20	22	56	98	20.41	

Scoring Blockers		Rk	No	Name	Succ	Faults	Cont	Total	Avg
	1	8	TANAKA Koji	3	2	3	8	1.00	
	2	1	KATO Masahiko	1	3	-	4	0.33	
	3	5	TAKEDA Yoshihito	-	7	5	12	0.00	
		7	NAKAYAMA Robert	-	2	8	10	0.00	
		3	YOSHIDA Hitoshi	-	1	2	3	0.00	
		2	SATO Ei	-	2	-	2	0.00	
		4	SHIKINE Toshinari	-	-	1	1	0.00	
		10	WAKAIRO Hiroyuki	-	-	1	1	0.00	
		6	ARIFUKU Junichi	-	-	-	-		
		12	SASAKI Masahiro	-	-	-	-		
		9	TANABE Tsutomu	-	-	-	-		
	11	YONEZAWA Atsushi	-	-	-	-			
Total Team				4	17	20	41	1.33	

Scoring Servers		Rk	No	Name	Succ	Faults	Cont	Total	Avg
	1	1	KATO Masahiko	1	1	10	12	0.33	
		9	TANABE Tsutomu	1	-	1	2	0.33	
		11	YONEZAWA Atsushi	1	-	1	2	0.33	
	4	7	NAKAYAMA Robert	-	-	9	9	0.00	
		2	SATO Ei	-	-	6	6	0.00	
		5	TAKEDA Yoshihito	-	1	4	5	0.00	
		8	TANAKA Koji	-	2	2	4	0.00	
		3	YOSHIDA Hitoshi	-	-	3	3	0.00	
		4	SHIKINE Toshinari	-	-	2	2	0.00	
		6	ARIFUKU Junichi	-	-	1	1	0.00	
		12	SASAKI Masahiro	-	-	-	-		
	10	WAKAIRO Hiroyuki	-	-	-	-			
Total Team				3	4	39	46	1.00	

Team	Opponent Errors & Team Faults	17	10
------	-------------------------------	----	----

Legend:									
Rk	Rank	Succ	Successes	Cont	Continues	Succ %	Success %	Avg	Average per set


Match No 24  
Start Time: 19:00


IRI vs JPN  
3 0


Spectators: 570

Team	Sets	1	2	3	Total
IRI	3	25	25	25	75
JPN	0	12	14	18	44
	Minutes	17	20	23	60

## JPN - Japan

Non-Scoring Diggers		Rk	No	Name	Exc	Faults	Cont	Total	Avg
	1	7	NAKAYAMA Robert	10	4	3	17	3.33	
	2	SATO Ei	10	1	2	13	3.33		
	3	8	TANAKA Koji	6	4	4	14	2.00	
	4	5	TAKEDA Yoshihito	4	4	5	13	1.33	
	1	KATO Masahiko	4	1	6	11	1.33		
	4	SHIKINE Toshinari	4	2	5	11	1.33		
	7	3	YOSHIDA Hitoshi	1	1	4	6	0.33	
	6	ARIFUKU Junichi	-	-	-	-	-		
	12	SASAKI Masahiro	-	-	-	-	-		
	9	TANABE Tsutomu	-	-	-	-	-		
	10	WAKAIRO Hiroyuki	-	-	-	-	-		
11	YONEZAWA Atsushi	-	-	-	-	-			
Total Team				39	17	29	85	13.00	

Non-Scoring Setters		Rk	No	Name	Exc	Faults	Cont	Total	Avg
	1	7	NAKAYAMA Robert	11	-	29	40	3.67	
	2	5	TAKEDA Yoshihito	3	1	30	34	1.00	
	3	3	YOSHIDA Hitoshi	1	1	3	5	0.33	
	8	TANAKA Koji	1	-	3	4	0.33		
	2	SATO Ei	1	-	2	3	0.33		
	6	1	KATO Masahiko	-	-	5	5	0.00	
	4	SHIKINE Toshinari	-	-	3	3	0.00		
	6	ARIFUKU Junichi	-	-	-	-	-		
	12	SASAKI Masahiro	-	-	-	-	-		
	9	TANABE Tsutomu	-	-	-	-	-		
	10	WAKAIRO Hiroyuki	-	-	-	-	-		
11	YONEZAWA Atsushi	-	-	-	-	-			
Total Team				17	2	75	94	5.67	

Non-Scoring Receivers		Rk	No	Name	Exc	Faults	Cont	Total	Eff %
	1	2	SATO Ei	15	-	3	18	83.33	
	1	KATO Masahiko	7	-	5	12			
	8	TANAKA Koji	8	2	1	11			
	5	TAKEDA Yoshihito	5	-	2	7			
	3	YOSHIDA Hitoshi	5	1	1	7			
	7	NAKAYAMA Robert	6	-	1	6			
	4	SHIKINE Toshinari	3	-	-	3			
	9	TANABE Tsutomu	1	-	-	1			
	10	WAKAIRO Hiroyuki	-	-	1	1			
	6	ARIFUKU Junichi	-	-	-	-			
	12	SASAKI Masahiro	-	-	-	-			
11	YONEZAWA Atsushi	-	-	-	-				
Total Team				50	3	13	66	71.21	

Limit

25.00%

Legend:

Rk Rank      Exc Excellent      Cont Continues      Eff % Efficiency %      Avg Average per set

PRNVS000000E8.00076A 00102320:17V040

Preliminaries A				Points per Set					Total Points	Minutes	Spectators
Match	Date	Teams	Sets	1	2	3	4	5			
1	20 Oct 2000	IRI vs NED	3-0	25-19	25-22	25-10			75-51	57	3255
3	20 Oct 2000	USA vs HUN	0-3	16-25	6-25	8-25			30-75	48	1260
5	20 Oct 2000	GER vs JPN	3-0	25-10	25-17	25-14			75-41	55	402
8	21 Oct 2000	IRI vs USA	3-0	25-6	25-16	25-9			75-31	49	1855
10	21 Oct 2000	GER vs NED	3-0	25-14	25-19	25-21			75-54	63	1355
12	21 Oct 2000	JPN vs HUN	0-3	16-25	14-25	25-27			55-77	65	1235
13	22 Oct 2000	IRI vs GER	3-0	25-20	25-18	25-18			75-56	62	2355
15	22 Oct 2000	JPN vs USA	3-0	25-15	25-14	25-16			75-45	57	2325
17	22 Oct 2000	HUN vs NED	0-3	21-25	22-25	23-25			66-75	66	1025

#### Latest Matches

20	23 Oct 2000	HUN vs GER	0-3	21-25	19-25	22-25			62-75	64	3286
22	23 Oct 2000	NED vs USA	3-0	25-12	25-7	25-13			75-32	46	2640
24	23 Oct 2000	IRI vs JPN	3-0	25-12	25-14	25-18			75-44	60	570

Preliminaries B				Points per Set					Total Points	Minutes	Spectators
Match	Date	Teams	Sets	1	2	3	4	5			
2	20 Oct 2000	LBA vs AUS	3-2	25-18	23-25	22-25	25-19	15-12	110-99	112	2520
4	20 Oct 2000	EGY vs KOR	3-0	25-18	25-9	25-14			75-41	53	2113
6	20 Oct 2000	BIH vs FIN	3-1	25-18	25-22	21-25	25-14		96-79	77	900
7	21 Oct 2000	EGY vs LBA	3-0	25-9	25-12	25-9			75-30	48	1125
9	21 Oct 2000	BIH vs AUS	3-0	25-6	25-7	25-17			75-30	49	2475
11	21 Oct 2000	FIN vs KOR	3-0	25-16	25-14	25-17			75-47	49	1035
14	22 Oct 2000	KOR vs LBA	3-1	25-16	18-25	25-14	25-17		93-72	83	2235
16	22 Oct 2000	BIH vs EGY	0-3	20-25	21-25	22-25			63-75	69	1540
18	22 Oct 2000	FIN vs AUS	3-0	25-9	25-12	25-9			75-30	47	1600

#### Latest Matches

19	23 Oct 2000	KOR vs BIH	0-3	9-25	8-25	14-25			31-75	47	3428
21	23 Oct 2000	FIN vs LBA	3-0	25-7	25-9	25-4			75-20	43	3500
23	23 Oct 2000	AUS vs EGY	0-3	8-25	8-25	8-25			24-75	50	1600

Preliminaries A											
Rank	NPC Code	Matches				Sets			Points		
		Pts	Total	Won	Lost	Won	Lost	Ratio	Won	Lost	Ratio
1	IRI	8	4	4	0	12	0	Max	300	182	1.65
2	GER	7	4	3	1	9	3	3.00	281	232	1.21
3	HUN	6	4	2	2	6	6	1.00	280	235	1.19
4	NED	6	4	2	2	6	6	1.00	255	248	1.03
5	JPN	5	4	1	3	3	9	0.33	215	272	0.79
6	USA	4	4	0	4	0	12	0.00	138	300	0.46

Preliminaries B											
Rank	NPC Code	Matches				Sets			Points		
		Pts	Total	Won	Lost	Won	Lost	Ratio	Won	Lost	Ratio
1	EGY	8	4	4	0	12	0	Max	300	158	1.90
2	FIN	7	4	3	1	10	3	3.33	304	193	1.58
3	BIH	7	4	3	1	9	4	2.25	309	215	1.44
4	LBA	5	4	1	3	4	11	0.36	232	342	0.68
5	KOR	5	4	1	3	3	10	0.30	212	297	0.71
6	AUS	4	4	0	4	2	12	0.17	183	335	0.55

Legend:  
Pts Standings Points




PRNVS000000E9.00084A 00102320:20V030

**IRI · Islamic Republic of Iran**

After 4 Matches

Scoring Attackers	No	Name	MP	SP	Succ	Faults	Cont	Total	Succ %
	1	ESHAGHI Ali	4	12	3	-	7	10	30.00
	2	RAHIMI Mohammadreza	4	12	8	3	18	29	27.59
	3	PEIDAYESH Reza	4	12	16	7	11	34	47.06
	4	KASHFIA Ali	4	12	4	1	9	14	28.57
	5	SOLEIMANI Majid	4	12	15	4	31	50	30.00
	6	GOLKAR AZGHANDI Ali	4	12	12	6	17	35	34.29
	7	ASHOURI Farshid	4	12	-	-	1	1	0.00
	8	EIMERI Jalil	4	12	9	2	22	33	27.27
	9	ZIRAH I Isa	4	12	7	4	7	18	38.89
	10	FIROUZI Parviz	4	12	11	9	25	45	24.44
	11	SALAVATIAN Aliakbar	4	12	6	2	9	17	35.29
	12	BEHRAVAN Hojat	4	12	23	9	26	58	39.66
Team Totals			4	12	114	47	184	345	33.04

Scoring Blockers	No	Name	MP	SP	Succ	Faults	Cont	Total	Avg
	1	ESHAGHI Ali	4	12	3	3	4	10	0.25
	2	RAHIMI Mohammadreza	4	12	2	3	15	20	0.17
	3	PEIDAYESH Reza	4	12	3	5	8	16	0.25
	4	KASHFIA Ali	4	12	2	2	7	11	0.17
	5	SOLEIMANI Majid	4	12	7	7	14	28	0.58
	6	GOLKAR AZGHANDI Ali	4	12	1	7	10	18	0.08
	7	ASHOURI Farshid	4	12	-	-	-	-	0.00
	8	EIMERI Jalil	4	12	1	8	5	14	0.08
	9	ZIRAH I Isa	4	12	2	4	4	10	0.17
	10	FIROUZI Parviz	4	12	8	5	10	23	0.67
	11	SALAVATIAN Aliakbar	4	12	4	6	11	21	0.33
	12	BEHRAVAN Hojat	4	12	7	8	11	26	0.58
Team Totals			4	12	40	58	99	197	3.33


Scoring Servers	No	Name	MP	SP	Succ	Faults	Cont	Total	Avg
	1	ESHAGHI Ali	4	12	3	1	19	23	0.25
	2	RAHIMI Mohammadreza	4	12	6	-	22	28	0.50
	3	PEIDAYESH Reza	4	12	1	-	23	24	0.08
	4	KASHFIA Ali	4	12	-	1	20	21	0.00
	5	SOLEIMANI Majid	4	12	5	1	30	36	0.42
	6	GOLKAR AZGHANDI Ali	4	12	3	2	21	26	0.25
	7	ASHOURI Farshid	4	12	-	-	-	-	0.00
	8	EIMERI Jalil	4	12	4	1	25	30	0.33
	9	ZIRAH I Isa	4	12	5	1	13	19	0.42
	10	FIROUZI Parviz	4	12	1	3	21	25	0.08
	11	SALAVATIAN Aliakbar	4	12	-	1	20	21	0.00
	12	BEHRAVAN Hojat	4	12	4	1	35	40	0.33
Team Totals			4	12	32	12	249	293	2.67


<b>Team</b>	<b>Opponent Errors &amp; Team Faults</b>	114	24
-------------	--	-----	----


<b>Legend:</b>	<b>Succ</b> Successes	<b>Cont</b> Continues	<b>Succ %</b> Success %	<b>Avg</b> Average per set	<b>MP</b> Matches Played
	<b>SP</b> Team Sets Played				

IRI · Islamic Republic of Iran

After 4 Matches

Non-Scoring Diggers	No	Name	MP	SP	Exc	Faults	Cont	Total	Avg
		1	ESHAGHI Ali	4	12	11	1	1	13
	2	RAHIMI Mohammadreza	4	12	16	6	5	27	1.33
	3	PEIDAYESH Reza	4	12	2	2	6	10	0.17
	4	KASHFIA Ali	4	12	5	1	-	6	0.42
	5	SOLEIMANI Majid	4	12	19	3	9	31	1.58
	6	GOLKAR AZGHANDI Ali	4	12	9	5	8	22	0.75
	7	ASHOURI Farshid	4	12	24	3	5	32	2.00
	8	EIMERI Jalil	4	12	17	4	7	28	1.42
	9	ZIRAH I Isa	4	12	6	2	2	10	0.50
	10	FIROUZI Parviz	4	12	8	4	7	19	0.67
	11	SALAVATIAN Aliakbar	4	12	10	1	2	13	0.83
	12	BEHRAVAN Hojat	4	12	15	3	10	28	1.25
	Team Totals		4	12	142	35	62	239	11.83

Non-Scoring Setters	No	Name	MP	SP	Exc	Faults	Cont	Total	Avg
		1	ESHAGHI Ali	4	12	11	1	10	22
	2	RAHIMI Mohammadreza	4	12	20	1	30	51	1.67
	3	PEIDAYESH Reza	4	12	-	-	2	2	0.00
	4	KASHFIA Ali	4	12	7	-	27	34	0.58
	5	SOLEIMANI Majid	4	12	8	-	22	30	0.67
	6	GOLKAR AZGHANDI Ali	4	12	11	-	31	42	0.92
	7	ASHOURI Farshid	4	12	-	-	4	4	0.00
	8	EIMERI Jalil	4	12	10	-	29	39	0.83
	9	ZIRAH I Isa	4	12	2	-	4	6	0.17
	10	FIROUZI Parviz	4	12	5	-	9	14	0.42
	11	SALAVATIAN Aliakbar	4	12	8	1	13	22	0.67
	12	BEHRAVAN Hojat	4	12	4	-	14	18	0.33
	Team Totals		4	12	86	3	195	284	7.17


Non-Scoring Receivers	No	Name	MP	SP	Exc	Faults	Cont	Total	Eff %
		1	ESHAGHI Ali	4	12	2	-	2	4
	2	RAHIMI Mohammadreza	4	12	8	-	3	11	72.73
	3	PEIDAYESH Reza	4	12	3	-	-	3	100.0
	4	KASHFIA Ali	4	12	3	-	-	3	100.0
	5	SOLEIMANI Majid	4	12	11	-	4	15	73.33
	6	GOLKAR AZGHANDI Ali	4	12	10	-	2	12	83.33
	7	ASHOURI Farshid	4	12	32	2	8	42	71.43
	8	EIMERI Jalil	4	12	12	-	1	13	92.31
	9	ZIRAH I Isa	4	12	2	-	4	6	33.33
	10	FIROUZI Parviz	4	12	15	-	6	21	71.43
	11	SALAVATIAN Aliakbar	4	12	4	-	-	4	100.0
	12	BEHRAVAN Hojat	4	12	15	1	2	18	77.78
	Team Totals		4	12	117	3	32	152	75.00


Legend:										
Exc	Excellent	Cont	Continues	Exc %	Efficiency %	Avg	Average per set	MP	Matches Played	
SP	Team Sets Played									


PRNVS000000EA.00084A 00102320:20V030

JPN · Japan

After 4 Matches

Scoring Attackers	No	Name	MP	SP	Succ	Faults	Cont	Total	Succ %
		1	KATO Masahiko	4	12	18	16	48	82
	2	SATO Ei	4	12	12	18	37	67	17.91
	3	YOSHIDA Hitoshi	4	12	5	16	20	41	12.20
	5	TAKEDA Yoshihito	4	12	2	3	7	12	16.67
	7	NAKAYAMA Robert	4	12	4	5	19	28	14.29
	4	SHIKINE Toshinari	4	12	5	4	12	21	23.81
	6	ARIFUKU Junichi	4	12	1	-	1	2	50.00
	9	TANABE Tsutomu	4	12	-	-	-	-	0.00
	8	TANAKA Koji	4	12	36	28	45	109	33.03
	12	SASAKI Masahiro	4	12	-	-	-	-	0.00
	11	YONEZAWA Atsushi	4	12	-	-	-	-	0.00
	10	WAKAIRO Hiroyuki	4	12	2	-	7	9	22.22
	Team Totals		4	12	85	90	196	371	22.91

Scoring Blockers	No	Name	MP	SP	Succ	Faults	Cont	Total	Avg
		1	KATO Masahiko	4	12	3	8	8	19
	2	SATO Ei	4	12	-	3	3	6	0.00
	3	YOSHIDA Hitoshi	4	12	2	4	4	10	0.17
	5	TAKEDA Yoshihito	4	12	2	10	12	24	0.17
	7	NAKAYAMA Robert	4	12	1	7	19	27	0.08
	4	SHIKINE Toshinari	4	12	1	3	3	7	0.08
	6	ARIFUKU Junichi	4	12	-	-	-	-	0.00
	9	TANABE Tsutomu	4	12	-	-	-	-	0.00
	8	TANAKA Koji	4	12	6	5	15	26	0.50
	12	SASAKI Masahiro	4	12	-	-	-	-	0.00
	11	YONEZAWA Atsushi	4	12	-	-	-	-	0.00
	10	WAKAIRO Hiroyuki	4	12	-	-	1	1	0.00
	Team Totals		4	12	15	40	65	120	1.25

Scoring Servers	No	Name	MP	SP	Succ	Faults	Cont	Total	Avg
		1	KATO Masahiko	4	12	3	4	37	44
	2	SATO Ei	4	12	-	3	22	25	0.00
	3	YOSHIDA Hitoshi	4	12	1	1	24	26	0.08
	5	TAKEDA Yoshihito	4	12	3	3	20	26	0.25
	7	NAKAYAMA Robert	4	12	3	-	47	50	0.25
	4	SHIKINE Toshinari	4	12	-	1	9	10	0.00
	6	ARIFUKU Junichi	4	12	-	-	2	2	0.00
	9	TANABE Tsutomu	4	12	2	-	6	8	0.17
	8	TANAKA Koji	4	12	1	9	9	19	0.08
	12	SASAKI Masahiro	4	12	-	-	3	3	0.00
	11	YONEZAWA Atsushi	4	12	1	1	4	6	0.08
	10	WAKAIRO Hiroyuki	4	12	-	-	-	-	0.00
	Team Totals		4	12	14	22	183	219	1.17


Team	Opponent Errors & Team Faults	101	37
------	-------------------------------	-----	----


Legend:			
Succ	Successes	Cont	Continues
Succ %	Success %	Avg	Average per set
MP	Matches Played		
SP	Team Sets Played		

JPN · Japan

After 4 Matches

Non-Scoring Diggers		No	Name	MP	SP	Exc	Faults	Cont	Total	Avg
		1	KATO Masahiko	4	12	12	16	20	48	1.00
		2	SATO Ei	4	12	16	6	9	31	1.33
		3	YOSHIDA Hitoshi	4	12	9	5	9	23	0.75
		5	TAKEDA Yoshihito	4	12	13	12	14	39	1.08
		7	NAKAYAMA Robert	4	12	23	13	17	53	1.92
		4	SHIKINE Toshinari	4	12	10	2	5	17	0.83
		6	ARIFUKU Junichi	4	12	1	-	-	1	0.08
		9	TANABE Tsutomu	4	12	-	1	-	1	0.00
		8	TANAKA Koji	4	12	34	6	6	46	2.83
		12	SASAKI Masahiro	4	12	-	-	-	-	0.00
		11	YONEZAWA Atsushi	4	12	-	-	-	-	0.00
	10	WAKAIRO Hiroyuki	4	12	-	1	-	1	0.00	
		Team Totals		4	12	118	62	80	260	9.83

Non-Scoring Setters		No	Name	MP	SP	Exc	Faults	Cont	Total	Avg
		1	KATO Masahiko	4	12	1	-	17	18	0.08
		2	SATO Ei	4	12	2	-	9	11	0.17
		3	YOSHIDA Hitoshi	4	12	2	1	17	20	0.17
		5	TAKEDA Yoshihito	4	12	30	1	111	142	2.50
		7	NAKAYAMA Robert	4	12	34	2	93	129	2.83
		4	SHIKINE Toshinari	4	12	1	-	7	8	0.08
		6	ARIFUKU Junichi	4	12	-	-	-	-	0.00
		9	TANABE Tsutomu	4	12	-	-	1	1	0.00
		8	TANAKA Koji	4	12	4	1	10	15	0.33
		12	SASAKI Masahiro	4	12	-	-	-	-	0.00
		11	YONEZAWA Atsushi	4	12	1	-	-	1	0.08
	10	WAKAIRO Hiroyuki	4	12	-	-	-	-	0.00	
		Team Totals		4	12	75	5	265	345	6.25


Non-Scoring Receivers		No	Name	MP	SP	Exc	Faults	Cont	Total	Eff %
		1	KATO Masahiko	4	12	31	5	11	47	55.32
		2	SATO Ei	4	12	33	1	5	39	82.05
		3	YOSHIDA Hitoshi	4	12	22	5	5	32	53.13
		5	TAKEDA Yoshihito	4	12	30	2	4	36	77.78
		7	NAKAYAMA Robert	4	12	27	-	3	30	90.00
		4	SHIKINE Toshinari	4	12	5	-	-	5	100.0
		6	ARIFUKU Junichi	4	12	-	-	2	2	0.00
		9	TANABE Tsutomu	4	12	3	-	-	3	100.0
		8	TANAKA Koji	4	12	23	3	4	30	66.67
		12	SASAKI Masahiro	4	12	3	-	-	3	100.0
		11	YONEZAWA Atsushi	4	12	-	-	-	-	0.00
	10	WAKAIRO Hiroyuki	4	12	-	-	1	1	0.00	
		Team Totals		4	12	177	16	35	228	70.61


Legend:


Exc	Excellent	Cont	Continues	Eff %	Efficiency %	Avg	Average per set	MP	Matches Played
SP	Team Sets Played								

PRNVS000000EB.00085A 00102320:22V040



Scoring Attackers		Rk	Name	NPC	MP	SP	Succ	Faults	Cont	Total	Succ %
	1	Egypt	EGY	4	12	139	49	157	345	40.29	
	2	Finland	FIN	4	13	135	47	176	358	37.71	
	3	Netherlands	NED	4	12	117	56	150	323	36.22	
	4	Bosnia & Herzegovina	BIH	4	13	150	78	197	425	35.29	
	5	Hungary	HUN	4	12	110	55	157	322	34.16	
	6	Islamic Republic of Iran	IRI	4	12	114	47	184	345	33.04	
	7	Germany	GER	4	12	132	78	209	419	31.50	
	8	Korea	KOR	4	13	89	74	216	379	23.48	
	9	Japan	JPN	4	12	85	90	196	371	22.91	
	10	Australia	AUS	4	14	63	59	211	333	18.92	
	11	United States of America	USA	4	12	45	78	116	239	18.83	
	12	Libyan Arab Jamahiriya	LBA	4	15	57	71	193	321	17.76	
Total Tournament					24	76	1236	782	2162	4180	29.57


Scoring Blockers		Rk	Name	NPC	MP	SP	Succ	Faults	Cont	Total	Avg
	1	Hungary	HUN	4	12	48	60	122	230	4.00	
	2	Islamic Republic of Iran	IRI	4	12	40	58	99	197	3.33	
	3	Netherlands	NED	4	12	36	70	89	195	3.00	
	4	Germany	GER	4	12	35	47	113	195	2.92	
	5	Finland	FIN	4	13	32	37	60	129	2.46	
	6	Bosnia & Herzegovina	BIH	4	13	30	65	94	189	2.31	
	7	Australia	AUS	4	14	32	63	67	162	2.29	
	8	United States of America	USA	4	12	26	60	60	146	2.17	
	9	Egypt	EGY	4	12	24	39	75	138	2.00	
	10	Korea	KOR	4	13	23	70	63	156	1.77	
	11	Japan	JPN	4	12	15	40	65	120	1.25	
	12	Libyan Arab Jamahiriya	LBA	4	15	15	39	63	117	1.00	
Total Tournament					24	76	356	648	970	1974	4.68


Scoring Servers		Rk	Name	NPC	MP	SP	Succ	Faults	Cont	Total	Avg
	1	Islamic Republic of Iran	IRI	4	12	32	12	249	293	2.67	
	2	Bosnia & Herzegovina	BIH	4	13	33	18	252	303	2.54	
	3	Finland	FIN	4	13	25	18	258	301	1.92	
		Egypt	EGY	4	12	23	12	259	294	1.92	
	5	Hungary	HUN	4	12	20	23	238	281	1.67	
	6	Netherlands	NED	4	12	15	15	224	254	1.25	
	7	Germany	GER	4	12	14	27	236	277	1.17	
		Japan	JPN	4	12	14	22	183	219	1.17	
	9	Libyan Arab Jamahiriya	LBA	4	15	17	17	201	235	1.13	
	10	Korea	KOR	4	13	13	22	180	215	1.00	
	11	United States of America	USA	4	12	8	34	100	142	0.67	
	12	Australia	AUS	4	14	5	35	146	186	0.36	
Total Tournament					24	76	219	255	2526	3000	2.88


Legend:											
Rk	Rank	Succ	Successes	Cont	Continues	Succ %	Success %	Avg	Average per set		
MP	Matches Played	SP	Sets Played								





Non-Scoring Diggers		Rk	Name	NPC	MP	SP	Exc	Faults	Cont	Total	Avg
	1	Egypt	EGY	4	12	160	24	80	264	13.33	
	2	Bosnia & Herzegovina	BIH	4	13	166	26	57	249	12.77	
	3	Finland	FIN	4	13	157	39	69	265	12.08	
	4	Islamic Republic of Iran	IRI	4	12	142	35	62	239	11.83	
	5	Japan	JPN	4	12	118	62	80	260	9.83	
	6	Korea	KOR	4	13	101	66	114	281	7.77	
	7	Germany	GER	4	12	92	48	151	291	7.67	
	8	Hungary	HUN	4	12	89	53	122	264	7.42	
	9	Netherlands	NED	4	12	70	52	121	243	5.83	
	10	Australia	AUS	4	14	76	87	100	263	5.43	
	11	Libyan Arab Jamahiriya	LBA	4	15	55	91	218	364	3.67	
	12	United States of America	USA	4	12	39	60	80	179	3.25	
Total Tournament					24	76	1265	643	1254	3162	16.64

Non-Scoring Setters		Rk	Name	NPC	MP	SP	Exc	Faults	Cont	Total	Avg
	1	Germany	GER	4	12	122	4	238	364	10.17	
	2	Egypt	EGY	4	12	108	9	169	286	9.00	
	3	Bosnia & Herzegovina	BIH	4	13	113	3	212	328	8.69	
	4	Finland	FIN	4	13	103	3	181	287	7.92	
	5	Netherlands	NED	4	12	95	4	179	278	7.92	
	6	Hungary	HUN	4	12	89	3	179	271	7.42	
	7	Islamic Republic of Iran	IRI	4	12	86	3	195	284	7.17	
	8	Japan	JPN	4	12	75	5	265	345	6.25	
	9	Korea	KOR	4	13	62	6	215	283	4.77	
	10	United States of America	USA	4	12	31	8	158	197	2.58	
	11	Australia	AUS	4	14	36	11	205	252	2.57	
	12	Libyan Arab Jamahiriya	LBA	4	15	32	15	200	247	2.13	
Total Tournament					24	76	952	74	2396	3422	12.53

Non-Scoring Receivers		Rk	Name	NPC	MP	SP	Exc	Faults	Cont	Total	Eff %
	1	Egypt	EGY	4	12	116	4	16	136	82.35	
	2	Bosnia & Herzegovina	BIH	4	13	158	5	26	189	80.95	
	3	Finland	FIN	4	13	138	7	18	163	80.37	
	4	Germany	GER	4	12	174	6	33	213	78.87	
	5	Netherlands	NED	4	12	160	12	18	190	77.89	
	6	Islamic Republic of Iran	IRI	4	12	117	3	32	152	75.00	
	7	Japan	JPN	4	12	177	16	35	228	70.61	
	8	Australia	AUS	4	14	192	20	56	268	64.18	
	9	Hungary	HUN	4	12	126	10	49	185	62.70	
	10	Libyan Arab Jamahiriya	LBA	4	15	177	27	66	270	55.56	
	11	Korea	KOR	4	13	126	21	110	257	40.86	
	12	United States of America	USA	4	12	127	31	86	244	39.34	
Total Tournament					24	76	1788	162	545	2495	65.17

Legend:										
Rk	Rank	Exc	Excellent	Cont	Continues	Eff %	Efficiency %	Avg	Average per set	
MP	Matches Played	SP	Sets Played							

PRNVS000000EC.00085B 00102320:22V040





### BEST SCORERS


Rk	No	Name	NPC	%	MP	SP	Attack	Block	Serve	Total
1	14	MANYAK Attila	HUN	31.5	4	12	46	6	4	56
2	9	SCHRAPP Juergen	GER	29.3	4	12	41	6	6	53
3	8	MIMBERG Dirk	GER	23.8	4	12	37	5	1	43
	8	TANAKA Koji	JPN	37.7	4	12	36	6	1	43
5	7	MAHMIC Zikret	BIH	19.7	4	13	30	3	9	42
6	1	ELSHAWIKH Hesham	EGY	22.0	4	12	31	5	5	41
7	15	MAKAROVSZKI Sandor	HUN	20.2	4	12	19	15	2	36
8	8	MELANEN Lauri	FIN	18.2	4	13	29	2	4	35
	1	TOP Pieter	NED	20.8	4	12	22	10	3	35
10	12	BEHRAMAN Hojat	IRI	18.3	4	12	23	7	4	34
11	1	GODINJAK Ismet	BIH	15.5	4	13	29	2	2	33
	8	KIM Sung-Hoon	KOR	26.4	4	13	22	10	1	33
13	7	ROWORTH Brett	AUS	32.0	4	14	23	8	1	32
	9	TUOMINEN Veli-Matti	FIN	16.7	4	13	18	7	7	32
15	9	HUSSEIN Mohamed	EGY	16.7	4	12	27	2	2	31
16	2	MANKO Adnan	BIH	14.1	4	13	16	10	4	30
17	3	HASSAN Yasser	EGY	15.6	4	12	21	2	6	29
	12	ABD ELYAZID Mohamed	EGY	15.6	4	12	17	6	6	29
19	5	MEDIC Asim	BIH	13.1	4	13	15	7	6	28
20	12	BARSCHE Steffen	GER	14.9	4	12	21	4	2	27
	5	SOLEIMANI Majid	IRI	14.5	4	12	15	7	5	27
22	11	VENAELAEINEN Olavi	FIN	13.5	4	13	23	2	1	26
	3	AALDERS Henk	NED	15.5	4	12	23	1	2	26
	12	VERSTAPPEN Johan	NED	15.5	4	12	15	8	3	26
25	8	TIMMERMAN Edwin	NED	14.9	4	12	18	7	0	25
26	10	PULLI Matti	FIN	12.5	4	13	18	6	0	24
	1	KATO Masahiko	JPN	21.1	4	12	18	3	3	24
28	7	DURGE Ron	NED	13.1	4	12	16	2	4	22
	10	HASSAN Adel	EGY	11.8	4	12	14	7	1	22
	8	JOHNSON Bradley	USA	27.8	4	12	12	9	1	22
31	6	KAPIAINEN Petri	FIN	10.9	4	13	15	5	1	21
32	3	PEIDAYESH Reza	IRI	10.8	4	12	16	3	1	20
	6	KANG Duck-Chan	KOR	16.0	4	13	13	3	4	20
	8	SOBCZAK Greg	AUS	20.0	4	14	12	8	0	20
	6	KEKECS Miklos	HUN	11.2	4	12	12	6	2	20
	11	DELALIC Sabahudin	BIH	9.4	4	13	12	3	5	20
	10	FIROUZI Parviz	IRI	10.8	4	12	11	8	1	20
38	3	PARK Hyun-Dong	KOR	15.2	4	13	15	3	1	19
	4	LAINEN Jukka	FIN	9.9	4	13	13	4	2	19
<b>Total Tournament</b>					24	76	1236	356	219	1811

NOTE: 40 players are listed; except where ties would extend the list beyond 40 in which case the tied players are not listed.

Legend:									
Rk	Rank	%	% of points won by all players in team	MP	Matches Played	SP	Team Sets Played		

Scoring Attackers		Rk	No	Name	NPC	MP	SP	Succ	Faults	Cont	Total	Succ %
	1	1	ELSHAWIKH Hesham	EGY	4	12	31	6	22	59	52.54	
	2	8	MELANEN Lauri	FIN	4	13	29	11	22	62	46.77	
	3	14	MANYAK Attila	HUN	4	12	46	17	42	105	43.81	
	4	9	SCHRAPP Juergen	GER	4	12	41	11	42	94	43.62	
	5	7	MAHMIC Zikret	BIH	4	13	30	16	24	70	42.86	
	6	1	GODINJAK Ismet	BIH	4	13	29	10	31	70	41.43	
	7	11	VENAELAEINEN Olavi	FIN	4	13	23	9	25	57	40.35	
	8	12	BEHRAVAN Hojat	IRI	4	12	23	9	26	58	39.66	
	9	9	HUSSEIN Mohamed	EGY	4	12	27	8	42	77	35.06	
	10	3	AALDERS Henk	NED	4	12	23	9	35	67	34.33	
Limit Percentage 15.00%				Total Tournament		24	76	1236	782	2162	4180	29.57


Scoring Blockers		Rk	No	Name	NPC	MP	SP	Succ	Faults	Cont	Total	Avg
	1	15	MAKAROVSKI Sandor	HUN	4	12	15	19	26	60	1.25	
	2	1	TOP Pieter	NED	4	12	10	14	19	43	0.83	
	3	2	MANKO Adnan	BIH	4	13	10	12	21	43	0.77	
	8		KIM Sung-Hoon	KOR	4	13	10	14	14	38	0.77	
	5	8	JOHNSON Bradley	USA	4	12	9	11	13	33	0.75	
	6	10	FIROUZI Parviz	IRI	4	12	8	5	10	23	0.67	
	12		VERSTAPPEN Johan	NED	4	12	8	9	6	23	0.67	
				Total Tournament		24	76	356	648	970	1974	4.68


Scoring Servers		Rk	No	Name	NPC	MP	SP	Succ	Faults	Cont	Total	Avg
	1	7	MAHMIC Zikret	BIH	4	13	9	6	29	44	0.69	
	2	9	TUOMINEN Veli-Matti	FIN	4	13	7	7	33	47	0.54	
	3	9	SCHRAPP Juergen	GER	4	12	6	4	44	54	0.50	
	12		ABD ELYAZID Mohamed	EGY	4	12	6	2	43	51	0.50	
	3		HASSAN Yasser	EGY	4	12	6	4	41	51	0.50	
	7		DOMOKOS Andras	HUN	4	12	6	2	41	49	0.50	
	2		RAHIMI Mohammadreza	IRI	4	12	6	-	22	28	0.50	
	8	5	MEDIC Asim	BIH	4	13	6	3	33	42	0.46	
				Total Tournament		24	76	219	255	2526	3000	2.88


NOTE: 10 players are listed per skill; except where ties would extend the list beyond 10 in which case the tied players are not listed.

Legend:		Succ	Cont	Succ %	Avg
Rk	Rank	Successes	Continues	Success %	Average per set
MP	Matches Played	SP	Team Sets Played		



Non-Scoring Diggers		Rk No	Name	NPC	MP	SP	Exc	Faults	Cont	Total	Avg
	1	12	ABD ELYAZID Mohamed	EGY	4	12	39	5	7	51	3.25
	2	8	TANAKA Koji	JPN	4	12	34	6	6	46	2.83
	3	11	VENAELAEINEN Olavi	FIN	4	13	36	7	15	58	2.77
	4	3	HASSAN Yasser	EGY	4	12	29	3	17	49	2.42
	5	9	SALKIC Nedzad	BIH	4	13	31	3	5	39	2.38
	6	5	MEDIC Asim	BIH	4	13	30	3	13	46	2.31
	7	2	MANKO Adnan	BIH	4	13	29	5	10	44	2.23
	8	5	KIM Bong-Ju	KOR	4	13	27	15	17	59	2.08
	9	9	SCHRAPP Juergen	GER	4	12	24	6	28	58	2.00
	7	7	ASHOURI Farshid	IRI	4	12	24	3	5	32	2.00
<b>Total Tournament</b>					24	76	1265	643	1254	3162	16.64

Non-Scoring Setters		Rk No	Name	NPC	MP	SP	Exc	Faults	Cont	Total	Avg
	1	6	SOICKE Siegmund	GER	4	12	67	1	88	156	5.58
	2	4	OONK Alfred	NED	4	12	56	1	84	141	4.67
	3	3	HASSAN Yasser	EGY	4	12	53	-	73	126	4.42
	4	11	DELALIC Sabahudin	BIH	4	13	51	-	96	147	3.92
	5	7	DOMOKOS Andras	HUN	4	12	44	3	50	97	3.67
	6	2	STETTNER Ferenc	GER	4	12	42	1	89	132	3.50
	7	10	PULLI Matti	FIN	4	13	43	1	67	111	3.31
	8	2	MANKO Adnan	BIH	4	13	41	3	65	109	3.15
	9	7	NAKAYAMA Robert	JPN	4	12	34	2	93	129	2.83
	10	4	LAINÉ Jukka	FIN	4	13	33	2	57	92	2.54
<b>Total Tournament</b>					24	76	952	74	2396	3422	12.53

Non-Scoring Receivers		Rk No	Name	NPC	MP	SP	Exc	Faults	Cont	Total	Eff %
	1	5	VENDERBOSCH Andre	NED	4	12	64	3	8	75	81.33
	2	11	NORTH Brant	AUS	4	14	59	3	10	72	77.78
	3	7	ASHOURI Farshid	IRI	4	12	32	2	8	42	71.43
	4	9	KOVACS Laszlo	HUN	4	12	57	6	15	78	65.38
	5	5	KIM Bong-Ju	KOR	4	13	34	3	30	67	46.27
	10	10	ABUSETIN Mustafa	LBA	4	15	38	7	16	61	
	1	1	YOON Chul-Ho	KOR	4	13	32	-	22	54	
	9	9	ABDELGADER SALEH Saleh Ibrahim	LBA	4	15	41	2	10	53	
	3	3	RENGER Thomas	GER	4	12	39	2	9	50	
	1	1	KATO Masahiko	JPN	4	12	31	5	11	47	
<b>Total Tournament</b>					24	76	1788	162	545	2495	65.17
Limit Percentage 25.00%											

NOTE: 10 players are listed per skill; except where ties would extend the list beyond 10 in which case the tied players are not listed.

Legend:											
Rk	Rank	Exc	Excellent	Cont	Continues	Eff %	Efficiency %	Avg	Average per set		
MP	Matches Played		SP	Team Sets Played							

PRNVS000000ED.00058 00102320:47V010

Time	Match	Phase	Team	Officials
10:30	25	Preliminaries A	United States of America vs Germany	USA GER <b>Referees</b> FIBRICH Maciek (AUS) FELDSHTEYN Viktor (UKR) <b>Control Committee</b> PONT Juan (ESP) BROUWERS Gerard (NED)
				<b>Scorers</b> SCHULBERGS Marika (AUS) RODGER Andrew (AUS) <b>Linejudges</b> McMAHON Jeannine (USA) GIBBS Mike (USA) ALKSNIS Ritvars (LAT) LONGLEY Kathryn (AUS)
12:00	26	Preliminaries B	Australia vs Korea	AUS KOR <b>Referees</b> TORABIALAMOUTI K. (IRI) FISCHER Ute Maria (GER) <b>Control Committee</b> PONT Juan (ESP) BROUWERS Gerard (NED)
				<b>Scorers</b> JAMES Bronwyn (AUS) PASSFIELD Karen (AUS) <b>Linejudges</b> TOOVEY Leigh (AUS) BARKER Simone (AUS) McINTYRE Leisa (USA) WARR Susan (AUS)
13:30	27	Preliminaries A	Islamic Republic of Iran vs Hungary	IRI HUN <b>Referees</b> ANDERSSON Mats (SWE) GIUGNI Stephen (AUS) <b>Control Committee</b> MULLER Phil (AUS) LOTAN Gabriel (ISR)
				<b>Scorers</b> FOWLER Janet (AUS) SCHIPPER Eddy (NED) <b>Linejudges</b> CLARK Lynne (AUS) WILSON Elizabeth (USA) SEKHAR Niranjan (AUS) SCHULBERGS Marika (AUS)
16:00	28	Preliminaries B	Finland vs Egypt	FIN EGY <b>Referees</b> CHAREONPONG Songsak (THA) KHOEINI Hossein (IRI) <b>Control Committee</b> COUZNER Barry (AUS) LOTAN Gabriel (ISR)
				<b>Scorers</b> HARRISSON Sarah (AUS) JAMES Bronwyn (AUS) <b>Linejudges</b> McINTYRE Leisa (USA) PASSFIELD Karen (AUS) WARR Susan (AUS) THINNES Roger (USA)
17:30	29	Preliminaries A	Netherlands vs Japan	NED JPN <b>Referees</b> DAVISON Andrew (AUS) PROBST Anton (GER) <b>Control Committee</b> SCHONSTEINER Jurgen (GER) KHOEINI Hossein (IRI)
				<b>Scorers</b> NEAL Brian (AUS) FOWLER Janet (AUS) <b>Linejudges</b> ALKSNIS Ritvars (LAT) SEKHAR Niranjan (AUS) BARKER Simone (AUS) RODGER Andrew (AUS)
19:00	30	Preliminaries B	Libyan Arab Jamahiriya vs Bosnia & Herzegovina	LBA BIH <b>Referees</b> FUCHS Elisabeth (AUT) PLESNIK Janko (SLO) <b>Control Committee</b> COUZNER Barry (AUS) KHOEINI Hossein (IRI)
				<b>Scorers</b> SCHIPPER Eddy (NED) HARRISSON Sarah (AUS) <b>Linejudges</b> THINNES Roger (USA) TOOVEY Leigh (AUS) GIBBS Mike (USA) CLARK Lynne (AUS)

PRNVS000000EE.00027 00102408:15V020



GOOD MORNING FROM SITTING VOLLEYBALL

PRNVS000000EF.00051 00102408:22V010

Match No: 25  
Start Time: 10:30

USA vs GER

First Referee: FIBRICH Maciek (AUS)  
Second Referee: FELDSHTEYN Viktor (UKR)

## United States of America (USA)

No.	Name	Medical Class	Date of Birth	Tournament Totals				
				Attack	Block	Serve	Total	%
1	HAMIDO Essameldin Ragab	E	24 FEB 1961	5	3	2	10	12.66
2	GLOWACKI Matthew	E	10 APR 1973	0	0	1	1	1.27
3	LEASE Curtis	E	17 DEC 1971	3	1	0	4	5.06
4	LANGE Tracey Joseph	E	11 MAR 1967	2	2	1	5	6.33
5	COPPENS Matthew	E	18 APR 1971	1	2	0	3	3.80
6	TERPENNING James	E	26 OCT 1968	0	0	0	0	0.00
7	SMITH Kurt	E	21 DEC 1963	1	0	1	2	2.53
8	JOHNSON Bradley	E	9 SEP 1970	12	9	1	22	27.85
9	DUGAN Jim (L)	E	16 JUL 1947	0	0	0	0	0.00
10	MORAN Paul	E	31 DEC 1966	8	1	0	9	11.39
11	DEMBY William (C)	E	8 SEP 1950	4	3	1	8	10.13
14	KESLER Jim	E	1 JUN 1961	9	5	1	15	18.99

Head Coach : HULETT Michael

Results in these Paralympic Games

Round	Opponent	Result	Set Scores	Round	Opponent	Result	Set Scores
Preliminaries A	HUN	0-3	16-25, 6-25, 8-25	Preliminaries A	JPN	0-3	15-25, 14-25, 16-25
Preliminaries A	IRI	0-3	6-25, 16-25, 9-25	Preliminaries A	NED	0-3	12-25, 7-25, 13-25

## Germany (GER)

No.	Name	Medical Class	Date of Birth	Tournament Totals				
				Attack	Block	Serve	Total	%
1	SCHIFFLER Alexander	E	20 JAN 1982	8	1	0	9	4.97
2	STETTNER Ferenc	E	14 MAY 1958	4	6	4	14	7.73
3	RENGER Thomas	E	19 AUG 1972	13	3	0	16	8.84
5	HAUSSIG Uwe	E	4 MAR 1963	1	0	0	1	0.55
6	SOICKE Siegmund	E	12 JAN 1956	1	7	1	9	4.97
7	von der TRENCK Stefan	E	19 MAR 1959	3	1	0	4	2.21
8	MIMBERG Dirk	E	1 AUG 1966	37	5	1	43	23.76
9	SCHRAPP Juergen (C)	E	27 JUL 1974	41	6	6	53	29.28
10	WISCHNEWSKI Stefan	E	19 OCT 1969	0	0	0	0	0.00
11	RICKMANN Martin	MD	15 OCT 1969	3	2	0	5	2.76
12	BARSCHE Steffen	E	23 JUN 1967	21	4	2	27	14.92

Head Coach : DE HAAN Jouke

Results in these Paralympic Games

Round	Opponent	Result	Set Scores	Round	Opponent	Result	Set Scores
Preliminaries A	JPN	3-0	25-10, 25-17, 25-14	Preliminaries A	IRI	0-3	20-25, 18-25, 18-25
Preliminaries A	NED	3-0	25-14, 25-19, 25-21	Preliminaries A	HUN	3-0	25-21, 25-19, 25-22

**Legend:**

(C) Team Captain (L) Libero Player % Percent of total team scoring  
E Eligible MD Minimal Disability

PRNVS000000F0.00051 00102408:22V010

Match No: 26  
Start Time: 12:00

**AUS vs KOR**

**First Referee:** TORABIALAMOUTI Khesrollah (IRI)

**Second Referee:** FISCHER Ute Maria (GER)

## Australia (AUS)

No.	Name	Medical Class	Date of Birth	Tournament Totals				
				Attack	Block	Serve	Total	%
1	BRAY Edward	E	22 NOV 1954	8	5	0	13	13.00
2	LEE Albert	E	17 OCT 1962	5	4	2	11	11.00
3	WHITEMAN Mark	E	10 MAR 1968	1	0	0	1	1.00
4	PRICE Kevin	E	20 AUG 1948	5	2	2	9	9.00
5	CROFT Paul	E	11 MAR 1951	0	0	0	0	0.00
6	GAY Darren	E	28 NOV 1969	6	4	0	10	10.00
7	ROWORTH Brett (C)	E	23 OCT 1959	23	8	1	32	32.00
8	SOBCZAK Greg	E	11 OCT 1970	12	8	0	20	20.00
9	THOMPSON Bruce	E	20 MAR 1960	1	0	0	1	1.00
10	PYNE Glenn	E	8 AUG 1957	2	1	0	3	3.00
11	NORTH Brant (L)	E	5 NOV 1976	0	0	0	0	0.00

**Head Coach :** WEIPING Tu

Results in these Paralympic Games

Round	Opponent	Result	Set Scores	Round	Opponent	Result	Set Scores
Preliminaries B	LBA	2-3	18-25, 25-23, 25-22, 19-25, 12-15	Preliminaries B	FIN	0-3	9-25, 12-25, 9-25
Preliminaries B	BIH	0-3	6-25, 7-25, 17-25	Preliminaries B	EGY	0-3	8-25, 8-25, 8-25

## Korea (KOR)

No.	Name	Medical Class	Date of Birth	Tournament Totals				
				Attack	Block	Serve	Total	%
1	YOON Chul-Ho	E	21 APR 1967	11	1	5	17	13.60
2	PARK Woo-Sung (C)	E	10 JUL 1963	0	0	0	0	0.00
3	PARK Hyun-Dong	E	22 APR 1969	15	3	1	19	15.20
4	LEE Jun-Hmm	E	28 NOV 1969	1	0	0	1	0.80
5	KIM Bong-Ju (L)	E	22 OCT 1973	0	0	0	0	0.00
6	KANG Duck-Chan	E	12 AUG 1967	13	3	4	20	16.00
7	JEON Seon-Ju	E	16 JUN 1968	11	3	0	14	11.20
8	KIM Sung-Hoon	E	6 OCT 1975	22	10	1	33	26.40
9	SEO Gu-Hwaun	E	26 DEC 1967	4	1	1	6	4.80
10	BACK Young-Kil	E	13 DEC 1968	5	1	0	6	4.80
11	NA Myung-Jong	E	5 APR 1973	7	1	1	9	7.20
12	MOON Kyoung-Rok	E	24 DEC 1971	0	0	0	0	0.00

**Head Coach :** PARK Tae-Hyun

Results in these Paralympic Games

Round	Opponent	Result	Set Scores	Round	Opponent	Result	Set Scores
Preliminaries B	EGY	0-3	18-25, 9-25, 14-25	Preliminaries B	LBA	3-1	25-16, 18-25, 25-14, 25-17
Preliminaries B	FIN	0-3	16-25, 14-25, 17-25	Preliminaries B	BIH	0-3	9-25, 8-25, 14-25

**Legend:**

(C) Team Captain

(L) Libero Player

% Percent of total team scoring

E Eligible

MD Minimal Disability

PRNVS000000F1.00051 00102408:22V010

Match No: 27  
Start Time: 13:30

IRI vs HUN

First Referee: ANDERSSON Mats (SWE)

Second Referee: GIUGNI Stephen (AUS)

## Islamic Republic of Iran (IRI)

No.	Name	Medical Class	Date of Birth	Tournament Totals				
				Attack	Block	Serve	Total	%
1	ESHAGHI Ali	E	12 NOV 1971	3	3	3	9	4.84
2	RAHIMI Mohammadreza	E	12 OCT 1971	8	2	6	16	8.60
3	PEIDAYESH Reza	MD	5 SEP 1978	16	3	1	20	10.75
4	KASHFIA Ali (C)	E	12 DEC 1963	4	2	0	6	3.23
5	SOLEIMANI Majid	E	6 SEP 1964	15	7	5	27	14.52
6	GOLKAR AZGHANDI Ali	E	21 MAR 1969	12	1	3	16	8.60
7	ASHOURI Farshid (L)	E	21 MAR 1964	0	0	0	0	0.00
8	EIMERI Jalil	E	21 SEP 1972	9	1	4	14	7.53
9	ZIRAH Isha	E	4 JUN 1979	7	2	5	14	7.53
10	FIROUZI Parviz	E	20 FEB 1969	11	8	1	20	10.75
11	SALAVATIAN Aliakbar	E	2 MAY 1967	6	4	0	10	5.38
12	BEHRAVAN Hojat	E	19 DEC 1979	23	7	4	34	18.28

Head Coach : REZAEIGARKANI Hadi

Results in these Paralympic Games

Round	Opponent	Result	Set Scores	Round	Opponent	Result	Set Scores
Preliminaries A	NED	3-0	25-19,25-22,25-10	Preliminaries A	GER	3-0	25-20,25-18,25-18
Preliminaries A	USA	3-0	25- 6,25-16,25- 9	Preliminaries A	JPN	3-0	25-12,25-14,25-18

## Hungary (HUN)

No.	Name	Medical Class	Date of Birth	Tournament Totals				
				Attack	Block	Serve	Total	%
1	LOCSEI Sandor	E	18 MAY 1956	5	4	0	9	5.06
2	SZIGEDI Laszlo	E	29 MAR 1967	3	1	0	4	2.25
3	SZABO Laszlo	MD	26 DEC 1968	10	1	1	12	6.74
4	GAL Janos	E	24 MAR 1954	0	1	1	2	1.12
5	PERES Janos	E	16 FEB 1959	1	2	0	3	1.69
6	KEKECS Miklos	E	30 JUL 1955	12	6	2	20	11.24
7	DOMOKOS Andras (C)	E	24 MAY 1956	3	5	6	14	7.87
8	STIRCZER Jozsef	E	17 SEP 1963	9	5	3	17	9.55
9	KOVACS Laszlo (L)	E	4 JUN 1973	0	0	0	0	0.00
10	SZECSENYI Lajos	E	28 APR 1961	2	2	1	5	2.81
14	MANYAK Attila	MD	1 DEC 1972	46	6	4	56	31.46
15	MAKAROVSKI Sandor	E	2 JUL 1966	19	15	2	36	20.22

Head Coach : BALOGH Istvan

Results in these Paralympic Games

Round	Opponent	Result	Set Scores	Round	Opponent	Result	Set Scores
Preliminaries A	USA	3-0	25-16,25- 6,25- 8	Preliminaries A	NED	0-3	21-25,22-25,23-25
Preliminaries A	JPN	3-0	25-16,25-14,27-25	Preliminaries A	GER	0-3	21-25,19-25,22-25

**Legend:**

(C) Team Captain (L) Libero Player % Percent of total team scoring  
E Eligible MD Minimal Disability

PRNVS000000F2.00051 00102408:23V010



Match No: 28  
Start Time: 16:00

FIN vs EGY

First Referee: CHAREONPONG Songsak (THA)

Second Referee: KHOEINI Hossein (IRI)

## Finland (FIN)

No.	Name	Medical Class	Date of Birth	Tournament Totals				
				Attack	Block	Serve	Total	%
1	PYNNOENEN Allan	E	21 JUN 1952	6	1	1	8	4.17
2	HAENNINEN Keijo	E	6 OCT 1950	4	1	1	6	3.13
3	HEINO Jari (L)	E	31 MAY 1961	0	0	0	0	0.00
4	LAINE Jukka	E	10 JUL 1963	13	4	2	19	9.90
6	KAPIAINEN Petri	MD	2 JUL 1965	15	5	1	21	10.94
7	TERVO Sami	E	13 NOV 1965	0	0	3	3	1.56
8	MELANEN Lauri	MD	18 JAN 1963	29	2	4	35	18.23
9	TUOMINEN Veli-Matti	E	30 DEC 1953	18	7	7	32	16.67
10	PULLI Matti (C)	E	23 FEB 1956	18	6	0	24	12.50
11	VENAELAEINEN Olavi	E	16 DEC 1946	23	2	1	26	13.54
12	VISTBACKA Aulis	E	5 OCT 1958	9	4	5	18	9.38

Head Coach : VARE Timo

Results in these Paralympic Games

Round	Opponent	Result	Set Scores	Round	Opponent	Result	Set Scores
Preliminaries B	BIH	1-3	18-25,22-25,25-21,14-25	Preliminaries B	AUS	3-0	25-9,25-12,25-9
Preliminaries B	KOR	3-0	25-16,25-14,25-17	Preliminaries B	LBA	3-0	25-7,25-9,25-4

## Egypt (EGY)

No.	Name	Medical Class	Date of Birth	Tournament Totals				
				Attack	Block	Serve	Total	%
1	ELSHAWIKH Hesham	E	2 FEB 1975	31	5	5	41	22.04
2	AWED Tamer	E	9 MAR 1971	2	0	1	3	1.61
3	HASSAN Yasser	E	14 OCT 1973	21	2	6	29	15.59
4	ABD ALLA Ashraf	E	25 FEB 1974	14	1	1	16	8.60
5	EL BAHAEY Taher	E	9 JUN 1972	6	1	1	8	4.30
7	HASSANEIN Salah	E	9 SEP 1974	1	0	0	1	0.54
8	ABD ELLATIF Abd Elnabi (L)	E	18 JUN 1972	0	0	0	0	0.00
9	HUSSEIN Mohamed	E	6 JAN 1968	27	2	2	31	16.67
10	HASSAN Adel (C)	E	19 AUG 1966	14	7	1	22	11.83
11	ELHELBAWI Rezek	E	1 JAN 1978	6	0	0	6	3.23
12	ABD ELYAZID Mohamed	E	29 MAR 1979	17	6	6	29	15.59

Head Coach : DARWISH Mansour

Results in these Paralympic Games

Round	Opponent	Result	Set Scores	Round	Opponent	Result	Set Scores
Preliminaries B	KOR	3-0	25-18,25-9,25-14	Preliminaries B	BIH	3-0	25-20,25-21,25-22
Preliminaries B	LBA	3-0	25-9,25-12,25-9	Preliminaries B	AUS	3-0	25-8,25-8,25-8

### Legend:

(C) Team Captain (L) Libero Player % Percent of total team scoring  
E Eligible MD Minimal Disability

PRNVS000000F3.00051 00102408:23V010

Match No: 29  
Start Time: 17:30

**NED vs JPN**

**First Referee:** DAVISON Andrew (AUS)

**Second Referee:** PROBST Anton (GER)

## Netherlands (NED)

No.	Name	Medical Class	Date of Birth	Tournament Totals				
				Attack	Block	Serve	Total	%
1	TOP Pieter	E	13 FEB 1959	22	10	3	35	20.83
3	AALDERS Henk	E	24 DEC 1955	23	1	2	26	15.48
4	OONK Alfred	E	10 JAN 1964	8	7	1	16	9.52
5	VENDERBOSCH Andre (L)	E	25 MAY 1967	0	0	0	0	0.00
6	OOMEN Harry	E	25 JUL 1960	1	0	0	1	0.60
7	DURGE Ron	E	17 JAN 1964	16	2	4	22	13.10
8	TIMMERMAN Edwin	E	11 NOV 1972	18	7	0	25	14.88
9	TIBBEN Stefan	MD	21 APR 1969	12	1	0	13	7.74
10	LIJSSSEN Martin	E	25 AUG 1967	0	0	0	0	0.00
11	van der BROEK Edwin	E	28 JUL 1976	0	0	0	0	0.00
12	VERSTAPPEN Johan (C)	MD	15 APR 1970	15	8	3	26	15.48
14	REEKERS Johan	E	28 DEC 1957	2	0	2	4	2.38

**Head Coach :** JANSEN Kees

Results in these Paralympic Games

Round	Opponent	Result	Set Scores	Round	Opponent	Result	Set Scores
Preliminaries A	IRI	0-3	19-25,22-25,10-25	Preliminaries A	HUN	3-0	25-21,25-22,25-23
Preliminaries A	GER	0-3	14-25,19-25,21-25	Preliminaries A	USA	3-0	25-12,25-7,25-13

## Japan (JPN)

No.	Name	Medical Class	Date of Birth	Tournament Totals				
				Attack	Block	Serve	Total	%
1	KATO Masahiko	E	16 APR 1969	18	3	3	24	21.05
2	SATO Ei (C)	E	1 OCT 1963	12	0	0	12	10.53
3	YOSHIDA Hitoshi	E	13 OCT 1966	5	2	1	8	7.02
4	SHIKINE Toshinari	E	5 FEB 1965	5	1	0	6	5.26
5	TAKEDA Yoshihito	E	1 JUN 1967	2	2	3	7	6.14
6	ARIFUKU Junichi	MD	27 MAR 1963	1	0	0	1	0.88
7	NAKAYAMA Robert	E	22 FEB 1976	4	1	3	8	7.02
8	TANAKA Koji	E	26 AUG 1967	36	6	1	43	37.72
9	TANABE Tsutomu	E	15 APR 1963	0	0	2	2	1.75
10	WAKAIRO Hiroyuki	MD	21 JUL 1971	2	0	0	2	1.75
11	YONEZAWA Atsushi	E	26 JAN 1974	0	0	1	1	0.88
12	SASAKI Masahiro	E	12 SEP 1967	0	0	0	0	0.00

**Head Coach :** MANO Yoshihisa

Results in these Paralympic Games

Round	Opponent	Result	Set Scores	Round	Opponent	Result	Set Scores
Preliminaries A	GER	0-3	10-25,17-25,14-25	Preliminaries A	USA	3-0	25-15,25-14,25-16
Preliminaries A	HUN	0-3	16-25,14-25,25-27	Preliminaries A	IRI	0-3	12-25,14-25,18-25

**Legend:**

(C) Team Captain

(L) Libero Player

% Percent of total team scoring

E Eligible

MD Minimal Disability

PRNVS000000F4.00051 00102408:23V010

Match No: 30  
Start Time: 19:00

**LBA vs BIH**

**First Referee:** FUCHS Elisabeth (AUT)

**Second Referee:** PLESNIK Janko (SLO)

### Libyan Arab Jamahiriya (LBA)

No.	Name	Medical Class	Date of Birth	Tournament Totals				
				Attack	Block	Serve	Total	%
2	SALIL Ali Said	E	1 JAN 1975	10	2	1	13	14.61
3	ALMEDNENE Mousbah A M	E	15 MAY 1972	1	0	0	1	1.12
4	ELKELABE Zuhair M	E	1 JAN 1967	8	4	3	15	16.85
5	ELGHASHIR Abulgasem	E	29 NOV 1968	1	0	0	1	1.12
6	SAEID I Hashem	E	17 APR 1971	10	1	6	17	19.10
7	M SUSAEN Gama	E	16 APR 1975	0	1	0	1	1.12
8	ALAGURI Salah (C)	E	19 APR 1967	10	0	2	12	13.48
9	ABDELGADER SALEH Saleh Ibrahim	E	2 JAN 1967	7	2	1	10	11.24
10	ABUSETIN Mustafa	E	26 DEC 1968	8	2	1	11	12.36
11	EMHEMED SALEM Salem	E	1 JAN 1967	1	0	3	4	4.49
12	ZAITUNI Abdulhakim H	E	28 JAN 1969	0	1	0	1	1.12
13	MANSUR Salem	E	2 OCT 1965	1	2	0	3	3.37

**Head Coach :** NOUH Ramdans

Results in these Paralympic Games

Round	Opponent	Result	Set Scores	Round	Opponent	Result	Set Scores
Preliminaries B	AUS	3-2	25-18,23-25,22-25,25-19,15-12	Preliminaries B	KOR	1-3	16-25,25-18,14-25,17-25
Preliminaries B	EGY	0-3	9-25,12-25, 9-25	Preliminaries B	FIN	0-3	7-25, 9-25, 4-25

### Bosnia & Herzegovina (BIH)

No.	Name	Medical Class	Date of Birth	Tournament Totals				
				Attack	Block	Serve	Total	%
1	GODINJAK Ismet	E	17 MAR 1973	29	2	2	33	15.49
2	MANKO Adnan	E	16 JAN 1977	16	10	4	30	14.08
3	NUHANOVIC Sevko (C)	E	17 SEP 1958	8	1	2	11	5.16
4	IBRAKOVIC Edin	E	6 JUL 1962	14	3	1	18	8.45
5	MEDIC Asim	E	3 AUG 1969	15	7	6	28	13.15
6	CAUSEVIC Fikret	E	13 MAY 1973	10	0	3	13	6.10
7	MAHMIC Zikret	E	4 JAN 1971	30	3	9	42	19.72
8	HAMZIC Dzevad	E	4 SEP 1968	9	0	1	10	4.69
9	SALKIC Nedžad (L)	E	26 OCT 1969	1	0	0	1	0.47
10	CISIJA Abid	E	9 JAN 1967	1	0	0	1	0.47
11	DELALIC Sabahudin	E	17 AUG 1972	12	3	5	20	9.39
12	ALIC Nevzet	MD	5 JAN 1961	5	1	0	6	2.82

**Head Coach :** HRUSTEMOVIC Mirza

Results in these Paralympic Games

Round	Opponent	Result	Set Scores	Round	Opponent	Result	Set Scores
Preliminaries B	FIN	3-1	25-18,25-22,21-25,25-14	Preliminaries B	EGY	0-3	20-25,21-25,22-25
Preliminaries B	AUS	3-0	25- 6,25- 7,25-17	Preliminaries B	KOR	3-0	25- 9,25- 8,25-14

**Legend:**

(C) Team Captain

(L) Libero Player

% Percent of total team scoring

E Eligible

MD Minimal Disability

PRNVS000000F5.00058 00102408:41V01U



Time	Match	Phase	Team	Officials
10:30	25	Preliminaries A	United States of America vs Germany	USA GER <b>Referees</b> FIBRICH Maciek (AUS) FELDSHTEYN Viktor (UKR) <b>Control Committee</b> PONT Juan (ESP) BROUWERS Gerard (NED)
				<b>Scorers</b> SCHULBERGS Marika (AUS) RODGER Andrew (AUS) <b>Linejudges</b> McMAHON Jeannine (USA) GIBBS Mike (USA) ALKSNIS Ritvars (LAT) LONGLEY Kathryn (AUS)
12:00	26	Preliminaries B	Australia vs Korea	AUS KOR <b>Referees</b> TORABIALAMOUTI K. (IRI) FISCHER Ute Maria (GER) <b>Control Committee</b> PONT Juan (ESP) BROUWERS Gerard (NED)
				<b>Scorers</b> JAMES Bronwyn (AUS) PASSFIELD Karen (AUS) <b>Linejudges</b> TOOVEY Leigh (AUS) BARKER Simone (AUS) McINTYRE Leisa (USA) WARR Susan (AUS)
13:30	27	Preliminaries A	Islamic Republic of Iran vs Hungary	IRI HUN <b>Referees</b> ANDERSSON Mats (SWE) GIUGNI Stephen (AUS) <b>Control Committee</b> MULLER Phil (AUS) LOTAN Gabriel (ISR)
				<b>Scorers</b> FOWLER Janet (AUS) SCHIPPER Eddy (NED) <b>Linejudges</b> CLARK Lynne (AUS) WILSON Elizabeth (USA) SEKHAR Niranjan (AUS) SCHULBERGS Marika (AUS)
16:00	28	Preliminaries B	Finland vs Egypt	FIN EGY <b>Referees</b> CHAREONPONG Songsak (THA) KHOEINI Hossein (IRI) <b>Control Committee</b> COUZNER Barry (AUS) LOTAN Gabriel (ISR)
				<b>Scorers</b> HARRISSON Sarah (AUS) JAMES Bronwyn (AUS) <b>Linejudges</b> McINTYRE Leisa (USA) PASSFIELD Karen (AUS) WARR Susan (AUS) THINNES Roger (USA)
17:30	29	Preliminaries A	Netherlands vs Japan	NED JPN <b>Referees</b> DAVISON Andrew (AUS) PROBST Anton (GER) <b>Control Committee</b> SCHONSTEINER Jurgen (GER) KHOEINI Hossein (IRI)
				<b>Scorers</b> NEAL Brian (AUS) FOWLER Janet (AUS) <b>Linejudges</b> ALKSNIS Ritvars (LAT) SEKHAR Niranjan (AUS) BARKER Simone (AUS) RODGER Andrew (AUS)
19:00	30	Preliminaries B	Libyan Arab Jamahiriya vs Bosnia & Herzegovina	LBA BIH <b>Referees</b> FUCHS Elisabeth (AUT) PLESNIK Janko (SLO) <b>Control Committee</b> COUZNER Barry (AUS) KHOEINI Hossein (IRI)
				<b>Scorers</b> SCHIPPER Eddy (NED) HARRISSON Sarah (AUS) <b>Linejudges</b> THINNES Roger (USA) TOOVEY Leigh (AUS) GIBBS Mike (USA) CLARK Lynne (AUS)

Volleyball - Sitting

Volleyball - Sitting

Volleyball - Sitting

Volleyball - Sitting

Volleyball - Sitting

Volleyball - Sitting

PRNVS000000F6.00051 00102410:17V02OC



Match No: 25  
Start Time: 10:30

USA vs GER

First Referee: FIBRICH Maciek (AUS)  
Second Referee: FELDSHTEYN Viktor (UKR)

### United States of America (USA)

No.	Name	Medical Class	Date of Birth	Tournament Totals				
				Attack	Block	Serve	Total	%
1	HAMIDO Essameldin Ragab	E	24 FEB 1961	5	3	2	10	12.66
2	GLOWACKI Matthew	E	10 APR 1973	0	0	1	1	1.27
3	LEASE Curtis	E	17 DEC 1971	3	1	0	4	5.06
4	LANGE Tracey Joseph	E	11 MAR 1967	2	2	1	5	6.33
5	COPPENS Matthew	E	18 APR 1971	1	2	0	3	3.80
6	TERPENNING James	E	26 OCT 1968	0	0	0	0	0.00
7	SMITH Kurt	E	21 DEC 1963	1	0	1	2	2.53
9	DUGAN Jim (L)	E	16 JUL 1947	0	0	0	0	0.00
10	MORAN Paul	E	31 DEC 1966	8	1	0	9	11.39
11	DEMBY William (C)	E	8 SEP 1950	4	3	1	8	10.13
14	KESLER Jim	E	1 JUN 1961	9	5	1	15	18.99
15	JOHNSON Bradley	E	9 SEP 1970	12	9	1	22	27.85

Head Coach : HULETT Michael

Results in these Paralympic Games

Round	Opponent	Result	Set Scores	Round	Opponent	Result	Set Scores
Preliminaries A	HUN	0-3	16-25, 6-25, 8-25	Preliminaries A	JPN	0-3	15-25, 14-25, 16-25
Preliminaries A	IRI	0-3	6-25, 16-25, 9-25	Preliminaries A	NED	0-3	12-25, 7-25, 13-25

### Germany (GER)

No.	Name	Medical Class	Date of Birth	Tournament Totals				
				Attack	Block	Serve	Total	%
1	SCHIFFLER Alexander	E	20 JAN 1982	8	1	0	9	4.97
2	STETTNER Ferenc	E	14 MAY 1958	4	6	4	14	7.73
3	RENGER Thomas	E	19 AUG 1972	13	3	0	16	8.84
5	HAUSSIG Uwe	E	4 MAR 1963	1	0	0	1	0.55
6	SOICKE Siegmund	E	12 JAN 1956	1	7	1	9	4.97
7	von der TRENCK Stefan	E	19 MAR 1959	3	1	0	4	2.21
8	MIMBERG Dirk	E	1 AUG 1966	37	5	1	43	23.76
9	SCHRAPP Juergen (C)	E	27 JUL 1974	41	6	6	53	29.28
10	WISCHNEWSKI Stefan	E	19 OCT 1969	0	0	0	0	0.00
11	RICKMANN Martin	MD	15 OCT 1969	3	2	0	5	2.76
12	BARSCHE Steffen	E	23 JUN 1967	21	4	2	27	14.92

Head Coach : DE HAAN Jouke

Results in these Paralympic Games

Round	Opponent	Result	Set Scores	Round	Opponent	Result	Set Scores
Preliminaries A	JPN	3-0	25-10, 25-17, 25-14	Preliminaries A	IRI	0-3	20-25, 18-25, 18-25
Preliminaries A	NED	3-0	25-14, 25-19, 25-21	Preliminaries A	HUN	3-0	25-21, 25-19, 25-22

**Legend:**

(C) Team Captain (L) Libero Player % Percent of total team scoring  
E Eligible MD Minimal Disability

SHIRT NUMBER FOR JOHNSON(USA) CHANGED  
WITH APPROVAL OF WOVD

**CORRECTED**

PRNVS000000F7.00073 00102411:06V01P

Match No: 25  
Start Time: 10:30

USA vs GER  
0 2

Spectators:

Team	Sets	1	2	3	4	5	Total
USA	0	3	15	0			18
GER	2	25	25	0			50
	Minutes	13	0				13

Referees: FIBRICH Maciek (AUS) & FELDSHTEYN Viktor (UKR)

USA - United States of America								GER - Germany							
No	Name	1	2	3	4	5	Pts	No	Name	1	2	3	4	5	Pts
1	HAMIDO Essameldin Ragab	■						1	SCHIFFLER Alexander	■	■				6
2	GLOWACKI Matthew			┌				2	STETTNER Ferenc		■				
3	LEASE Curtis	■	■				2	3	RENGER Thomas	■					3
4	LANGE Tracey Joseph	■					1	5	HAUSSIG Uwe	■	■				2
5	COPPENS Matthew			■			1	6	SOICKE Siegmund	■					
6	TERPENNING James			■				7	von der TRENCK Stefan	┌	┌				
7	SMITH Kurt			■			2	8	MIMBERG Dirk	■	■				5
9	L DUGAN Jim		┌	┌				9	SCHRAPP Juergen						
10	MORAN Paul			■			1	10	WISCHNEWSKI Stefan	┌	■				4
11	DEMBY William	■						11	RICKMANN Martin	┌	┌				3
14	KESLER Jim	■						12	BARSCH Steffen	■	■				7
15	JOHNSON Bradley	■	■				2								
<b>Head Coach:</b> HULETT Michael								<b>Head Coach:</b> DE HAAN Jouke							
<b>Assistant:</b> COLLINS Dixie Reese								<b>Assistant:</b> WILKENS Andreas							

## TEAM AND PLAYER PERFORMANCES

Won	Total Atts	No	Name	Scoring Skills	Won	Total Atts	No	Name
3	40	<b>Total Team</b>		<b>Attack</b>	17	43	<b>Total Team</b>	
1	3	4	LANGE Tracey Joseph		5	9	8	MIMBERG Dirk
1	7	10	MORAN Paul		3	5	3	RENGER Thomas
1	8	15	JOHNSON Bradley		2	9	1	SCHIFFLER Alexander
3	36	<b>Total Team</b>		<b>Block</b>	4	13	<b>Total Team</b>	
1	7	3	LEASE Curtis		3	4	12	BARSCH Steffen
1	5	5	COPPENS Matthew		1	4	1	SCHIFFLER Alexander
1	2	7	SMITH Kurt	<b>Serve</b>	9	49	<b>Total Team</b>	
3	19	<b>Total Team</b>			3	8	1	SCHIFFLER Alexander
1	4	3	LEASE Curtis		2	6	10	WISCHNEWSKI Stefan
1	7	7	SMITH Kurt		2	10	12	BARSCH Steffen
1	3	15	JOHNSON Bradley	<b>Opp Error</b>	20		<b>Total Team</b>	
9		<b>Total Team</b>			50	105	<b>Total Team</b>	
18	95	<b>Total Team</b>		<b>Total</b>			<b>Total Team</b>	
2	2	3	LEASE Curtis		7	7	12	BARSCH Steffen
				<b>Best Scorer</b>				

Jury President:

Signature:

### Legend:

■ Starting line-up      ┌ Substitute      nn Team Captain      ┌ Substitute libero  
 Pts Points scored      L Libero Player      Opp Opponent      Atts Attempts

PRNVS000000F8.00083 00102411:06V01P



Match No 25  
Start Time: 10:30

USA vs GER  
0 2

Spectators:

Team	Sets	1	2	3	4	5	Total
USA	0	3	15	0			18
GER	2	25	25	0			50
	Minutes	13	0				13

## USA - United States of America

Scoring Attackers		Rk	No	Name	Succ	Faults	Cont	Total	Succ %
		15		JOHNSON Bradley	1	3	4	8	
		10		MORAN Paul	1	-	6	7	
		3		LEASE Curtis	-	1	5	6	
		5		COPPENS Matthew	-	1	4	5	
		7		SMITH Kurt	-	1	3	4	
		11		DEMBY William	-	-	3	3	
		4		LANGER Tracey Joseph	1	1	1	3	
		14		KESLER Jim	-	2	-	2	
		1		HAMIDO Essameldin Ragab	-	-	1	1	
		6		TERPENNING James	-	1	-	1	
		9		DUGAN Jim	-	-	-	-	
		2		GLOWACKI Matthew	-	-	-	-	
	Limit 15.00%	Total Team				3	10	27	40

Scoring Blockers		Rk	No	Name	Succ	Faults	Cont	Total	Avg
		1	3	LEASE Curtis	1	1	5	7	0.50
			5	COPPENS Matthew	1	1	3	5	0.50
			7	SMITH Kurt	1	1	-	2	0.50
		4	15	JOHNSON Bradley	-	1	5	6	0.00
			6	TERPENNING James	-	1	4	5	0.00
			14	KESLER Jim	-	2	2	4	0.00
			11	DEMBY William	-	1	1	2	0.00
			1	HAMIDO Essameldin Ragab	-	1	1	2	0.00
			10	MORAN Paul	-	2	-	2	0.00
			4	LANGER Tracey Joseph	-	1	-	1	0.00
			9	DUGAN Jim	-	-	-	-	
			2	GLOWACKI Matthew	-	-	-	-	
		Total Team				3	12	21	36

Scoring Servers		Rk	No	Name	Succ	Faults	Cont	Total	Avg
		1	7	SMITH Kurt	1	2	4	7	0.50
			3	LEASE Curtis	1	1	2	4	0.50
			15	JOHNSON Bradley	1	1	1	3	0.50
		4	5	COPPENS Matthew	-	-	1	1	0.00
			11	DEMBY William	-	1	-	1	0.00
			2	GLOWACKI Matthew	-	-	1	1	0.00
			10	MORAN Paul	-	1	-	1	0.00
			6	TERPENNING James	-	1	-	1	0.00
			9	DUGAN Jim	-	-	-	-	
			1	HAMIDO Essameldin Ragab	-	-	-	-	
			14	KESLER Jim	-	-	-	-	
			4	LANGER Tracey Joseph	-	-	-	-	
		Total Team				3	7	9	19

Team	Opponent Errors & Team Faults	9	5
------	-------------------------------	---	---

Legend:									
Rk	Rank	Succ	Successes	Cont	Continues	Succ %	Success %	Avg	Average per set




Match No 25  
Start Time: 10:30


USA vs GER  
0 2


Spectators:

Team	Sets	1	2	3	4	5	Total
USA	0	3	15	0			18
GER	2	25	25	0			50
	Minutes	13	0				13

## USA - United States of America

Non-Scoring Diggers		Rk	No	Name	Exc	Faults	Cont	Total	Avg
	1	1	HAMIDO Essameldin Ragab	4	-	1	5	2.00	
	2	3	LEASE Curtis	3	1	1	5	1.50	
	3	7	SMITH Kurt	2	3	1	6	1.00	
	5		COPPENS Matthew	2	-	1	3	1.00	
	15		JOHNSON Bradley	2	-	-	2	1.00	
	6	6	TERPENNING James	1	-	1	2	0.50	
	2		GLOWACKI Matthew	1	-	-	1	0.50	
	8	10	MORAN Paul	-	2	1	3	0.00	
	11		DEMBY William	-	1	1	2	0.00	
	9		DUGAN Jim	-	1	-	1	0.00	
	14		KESLER Jim	-	-	-	-	-	
	4		LANGE Tracey Joseph	-	-	-	-	-	
	Total Team				15	8	7	30	7.50

Non-Scoring Setters		Rk	No	Name	Exc	Faults	Cont	Total	Avg
	1	14	KESLER Jim	1	-	3	4	0.50	
	7		SMITH Kurt	1	-	1	2	0.50	
	3	3	LEASE Curtis	-	1	5	6	0.00	
	4		LANGE Tracey Joseph	-	2	2	4	0.00	
	6		TERPENNING James	-	-	4	4	0.00	
	5		COPPENS Matthew	-	-	3	3	0.00	
	11		DEMBY William	-	-	3	3	0.00	
	10		MORAN Paul	-	-	3	3	0.00	
	1		HAMIDO Essameldin Ragab	-	-	2	2	0.00	
	15		JOHNSON Bradley	-	-	2	2	0.00	
	9		DUGAN Jim	-	-	-	-	-	
	2		GLOWACKI Matthew	-	-	-	-	-	
	Total Team				2	3	28	33	1.00

Non-Scoring Receivers		Rk	No	Name	Exc	Faults	Cont	Total	Eff %
	1	7	SMITH Kurt	5	-	5	10	50.00	
	9		DUGAN Jim	2	1	1	4		
	1		HAMIDO Essameldin Ragab	1	1	2	4		
	15		JOHNSON Bradley	3	-	-	3		
	3		LEASE Curtis	-	2	1	3		
	6		TERPENNING James	2	1	-	3		
	2		GLOWACKI Matthew	2	-	-	2		
	14		KESLER Jim	2	-	-	2		
	4		LANGE Tracey Joseph	2	-	-	2		
	10		MORAN Paul	1	-	1	2		
	5		COPPENS Matthew	1	-	-	1		
	11		DEMBY William	1	-	-	1		
	Total Team				22	5	10	37	45.95

Limit

25.00%

Legend:

Rk Rank Exc Excellent Cont Continues Eff % Efficiency % Avg Average per set

Match No 25  
Start Time: 10:30


USA vs GER  
0 2


Spectators:

Team	Sets	1	2	3	4	5	Total
USA	0	3	15	0			18
GER	2	25	25	0			50
	Minutes	13	0				13

## GER - Germany

Scoring Attackers		Rk	No	Name	Succ	Faults	Cont	Total	Succ %
	1	8	MIMBERG Dirk	5	-	4	9	55.56	
	2	1	SCHIFFLER Alexander	2	5	2	9	22.22	
		5	HAUSSIG Uwe	1	1	3	5		
		3	RENGER Thomas	3	-	2	5		
		12	BARSCH Steffen	2	-	2	4		
		11	RICKMANN Martin	2	-	2	4		
		7	von der TRENCK Stefan	-	1	2	3		
		2	STETTNER Ferenc	-	-	2	2		
		10	WISCHNEWSKI Stefan	2	-	-	2		
		9	SCHRAPP Juergen	-	-	-	-		
		6	SOICKE Siegmund	-	-	-	-		
Limit 15.00%	Total Team			17	7	19	43	39.53	

Scoring Blockers		Rk	No	Name	Succ	Faults	Cont	Total	Avg
	1	12	BARSCH Steffen	3	-	1	4	1.50	
	2	1	SCHIFFLER Alexander	1	1	2	4	0.50	
	3	2	STETTNER Ferenc	-	-	2	2	0.00	
		5	HAUSSIG Uwe	-	1	-	1	0.00	
		11	RICKMANN Martin	-	-	1	1	0.00	
		10	WISCHNEWSKI Stefan	-	-	1	1	0.00	
		8	MIMBERG Dirk	-	-	-	-		
		3	RENGER Thomas	-	-	-	-		
		9	SCHRAPP Juergen	-	-	-	-		
		6	SOICKE Siegmund	-	-	-	-		
	7	von der TRENCK Stefan	-	-	-	-			
Total Team			4	2	7	13	2.00		

Scoring Servers		Rk	No	Name	Succ	Faults	Cont	Total	Avg
	1	1	SCHIFFLER Alexander	3	1	4	8	1.50	
	2	12	BARSCH Steffen	2	1	7	10	1.00	
		10	WISCHNEWSKI Stefan	2	-	4	6	1.00	
	4	5	HAUSSIG Uwe	1	2	10	13	0.50	
		11	RICKMANN Martin	1	-	1	2	0.50	
	6	6	SOICKE Siegmund	-	-	5	5	0.00	
		2	STETTNER Ferenc	-	-	3	3	0.00	
		7	von der TRENCK Stefan	-	-	2	2	0.00	
		8	MIMBERG Dirk	-	-	-	-		
		3	RENGER Thomas	-	-	-	-		
		9	SCHRAPP Juergen	-	-	-	-		
Total Team			9	4	36	49	4.50		

Team	Opponent Errors & Team Faults	20	1
------	-------------------------------	----	---

Legend:									
Rk	Rank	Succ	Successes	Cont	Continues	Succ %	Success %	Avg	Average per set


Match No 25  
Start Time: 10:30


USA vs GER  
0 2


Spectators:

Team	Sets	1	2	3	4	5	Total
USA	0	3	15	0			18
GER	2	25	25	0			50
	Minutes	13	0				13

## GER - Germany

Non-Scoring Diggers		Rk	No	Name	Exc	Faults	Cont	Total	Avg
	1	12	BARSCH Steffen	7	-	3	10	3.50	
	2	10	WISCHNEWSKI Stefan	6	-	-	6	3.00	
	3	1	SCHIFFLER Alexander	4	-	2	6	2.00	
	8		MIMBERG Dirk	4	-	1	5	2.00	
	2		STETTNER Ferenc	4	-	1	5	2.00	
	6	3	RENGER Thomas	3	-	-	3	1.50	
	7	5	HAUSSIG Uwe	2	1	1	4	1.00	
	8	6	SOICKE Siegmund	1	-	2	3	0.50	
	11		RICKMANN Martin	1	-	1	2	0.50	
	7		von der TRENCK Stefan	1	-	-	1	0.50	
	9		SCHRAPP Juergen	-	-	-	-	-	-
Total Team				33	1	11	45	16.50	

Non-Scoring Setters		Rk	No	Name	Exc	Faults	Cont	Total	Avg
	1	2	STETTNER Ferenc	5	-	8	13	2.50	
	2	6	SOICKE Siegmund	4	-	5	9	2.00	
	3	12	BARSCH Steffen	1	-	1	2	0.50	
	8		MIMBERG Dirk	1	-	1	2	0.50	
	1		SCHIFFLER Alexander	1	-	1	2	0.50	
	6	5	HAUSSIG Uwe	-	-	6	6	0.00	
	11		RICKMANN Martin	-	-	1	1	0.00	
	10		WISCHNEWSKI Stefan	-	-	1	1	0.00	
	3		RENGER Thomas	-	-	-	-	-	
	9		SCHRAPP Juergen	-	-	-	-	-	
	7		von der TRENCK Stefan	-	-	-	-	-	
Total Team				12	-	24	36	6.00	

Non-Scoring Receivers		Rk	No	Name	Exc	Faults	Cont	Total	Eff %
	1	10	WISCHNEWSKI Stefan	5	1	-	6	66.67	
	2	12	BARSCH Steffen	2	1	-	3	33.33	
	11		RICKMANN Martin	2	-	-	2	-	
	8		MIMBERG Dirk	-	1	-	1	-	
	5		HAUSSIG Uwe	-	-	-	-	-	
	3		RENGER Thomas	-	-	-	-	-	
	1		SCHIFFLER Alexander	-	-	-	-	-	
	9		SCHRAPP Juergen	-	-	-	-	-	
	6		SOICKE Siegmund	-	-	-	-	-	
	2		STETTNER Ferenc	-	-	-	-	-	
	7		von der TRENCK Stefan	-	-	-	-	-	
Total Team				9	3	-	12	50.00	

Limit  
25.00%

Legend:									
Rk	Rank	Exc	Excellent	Cont	Continues	Eff %	Efficiency %	Avg	Average per set



PRNVS000000F9.00073 00102411:28V010

Match No: 25  
Start Time: 10:30

USA vs GER  
0 3

Spectators: 2350

Team	Sets	1	2	3	Total
USA	0	3	15	9	27
GER	3	25	25	25	75
	Minutes	13	18	18	49

Referees: FIBRICH Maciek (AUS) & FELDSHTEYN Viktor (UKR)

USA - United States of America							GER - Germany								
No	Name	1	2	3	4	5	Pts	No	Name	1	2	3	4	5	Pts
1	HAMIDO Essameldin Ragab	■						1	SCHIFFLER Alexander	■	■	■			10
2	GLOWACKI Matthew		┌	■				2	STETTNER Ferenc		■	■			1
3	LEASE Curtis	■	■	■			3	3	RENGER Thomas	■					3
4	LANGE Tracey Joseph	■			┌		1	5	HAUSSIG Uwe	■	■	■			7
5	COPPENS Matthew			■	■		2	6	SOICKE Siegmund	■					
6	TERPENNING James			■	■			7	von der TRENCK Stefan	┌	┌	┌			
7	SMITH Kurt		┌	■			2	8	MIMBERG Dirk	■	■				5
9	L DUGAN Jim		┌	┌	┌			9	SCHRAPP Juergen						
10	MORAN Paul			■	■		2	10	WISCHNEWSKI Stefan	┌	■	■			10
11	DEMBY William	■						11	RICKMANN Martin	┌	┌	■			8
14	KESLER Jim	■			┌		2	12	BARSCH Steffen	■	■	■			9
15	JOHNSON Bradley	■	■	■			4								
<b>Head Coach:</b> HULETT Michael							<b>Head Coach:</b> DE HAAN Jouke								
<b>Assistant:</b> COLLINS Dixie Reese							<b>Assistant:</b> WILKENS Andreas								

### TEAM AND PLAYER PERFORMANCES

Won	Total Atts	No	Name	Scoring Skills	Won	Total Atts	No	Name
7	65	<b>Total Team</b>		<b>Attack</b>	25	65	<b>Total Team</b>	
2	4	14	KESLER Jim		5	9	8	MIMBERG Dirk
2	14	15	JOHNSON Bradley		4	7	10	WISCHNEWSKI Stefan
1	8	3	LEASE Curtis		4	10	11	RICKMANN Martin
6	51	<b>Total Team</b>		<b>Block</b>	9	27	<b>Total Team</b>	
2	7	5	COPPENS Matthew		3	4	12	BARSCH Steffen
1	11	3	LEASE Curtis		2	9	1	SCHIFFLER Alexander
1	2	7	SMITH Kurt		2	5	11	RICKMANN Martin
3	28	<b>Total Team</b>		<b>Serve</b>	19	74	<b>Total Team</b>	
1	5	3	LEASE Curtis		5	14	1	SCHIFFLER Alexander
1	7	7	SMITH Kurt		5	11	10	WISCHNEWSKI Stefan
1	4	15	JOHNSON Bradley		4	18	5	HAUSSIG Uwe
11		<b>Total Team</b>		<b>Opp Error</b>	22		<b>Total Team</b>	
27	144	<b>Total Team</b>			75	166	<b>Total Team</b>	
4	4	15	JOHNSON Bradley		10	10	1	SCHIFFLER Alexander
				<b>Best Scorer</b>				

**Legend:**

■ Starting line-up      ┌ Substitute      nn Team Captain      ┌ Substitute libero  
 Pts Points scored      L Libero Player      Opp Opponent      Atts Attempts

PRNVS000000FA.00083 00102411:33V010


Match No 25  
Start Time: 10:30


USA vs GER  
0 3


Spectators: 2350

Team	Sets	1	2	3	Total
USA	0	3	15	9	27
GER	3	25	25	25	75
	Minutes	13	18	18	49

## USA - United States of America

Scoring Attackers		Rk	No	Name	Succ	Faults	Cont	Total	Succ %	
		15		JOHNSON Bradley	2	3	9	14		
		10		MORAN Paul	1	-	8	9		
		5		COPPENS Matthew	-	2	6	8		
		3		LEASE Curtis	1	1	6	8		
		4		LANG Tracey Joseph	1	3	2	6		
		2		GLOWACKI Matthew	-	2	2	4		
		14		KESLER Jim	2	2	-	4		
		7		SMITH Kurt	-	1	3	4		
		6		TERPENNING James	-	1	3	4		
		11		DEMBY William	-	-	3	3		
		1		HAMIDO Essameldin Ragab	-	-	1	1		
		9		DUGAN Jim	-	-	-	-		
	Limit 15.00%		Total Team			7	15	43	65	10.77

Scoring Blockers		Rk	No	Name	Succ	Faults	Cont	Total	Avg
		1	5	COPPENS Matthew	2	1	4	7	0.67
		2	3	LEASE Curtis	1	4	6	11	0.33
			15	JOHNSON Bradley	1	2	6	9	0.33
			10	MORAN Paul	1	3	-	4	0.33
			7	SMITH Kurt	1	1	-	2	0.33
		6	14	KESLER Jim	-	2	3	5	0.00
			6	TERPENNING James	-	1	4	5	0.00
			4	LANG Tracey Joseph	-	2	1	3	0.00
			11	DEMBY William	-	1	1	2	0.00
			1	HAMIDO Essameldin Ragab	-	1	1	2	0.00
			2	GLOWACKI Matthew	-	-	1	1	0.00
			9	DUGAN Jim	-	-	-	-	
		Total Team			6	18	27	51	2.00

Scoring Servers		Rk	No	Name	Succ	Faults	Cont	Total	Avg
		1	7	SMITH Kurt	1	2	4	7	0.33
			3	LEASE Curtis	1	2	2	5	0.33
			15	JOHNSON Bradley	1	1	2	4	0.33
		4	5	COPPENS Matthew	-	-	3	3	0.00
			2	GLOWACKI Matthew	-	-	3	3	0.00
			6	TERPENNING James	-	1	2	3	0.00
			10	MORAN Paul	-	1	1	2	0.00
			11	DEMBY William	-	1	-	1	0.00
			9	DUGAN Jim	-	-	-	-	
			1	HAMIDO Essameldin Ragab	-	-	-	-	
			14	KESLER Jim	-	-	-	-	
			4	LANG Tracey Joseph	-	-	-	-	
		Total Team			3	8	17	28	1.00

Team	Opponent Errors & Team Faults	11	8
------	-------------------------------	----	---

Legend:									
Rk	Rank	Succ	Successes	Cont	Continues	Succ %	Success %	Avg	Average per set




Match No 25  
Start Time: 10:30


USA vs GER  
0 3


Spectators: 2350

Team	Sets	1	2	3	Total
USA	0	3	15	9	27
GER	3	25	25	25	75
	Minutes	13	18	18	49

## USA - United States of America

Non-Scoring Diggers		Rk	No	Name	Exc	Faults	Cont	Total	Avg	
		1	5	COPPENS Matthew	5	-	2	7	1.67	
		2	2	GLOWACKI Matthew	4	1	-	5	1.33	
			1	HAMIDO Essameldin Ragab	4	-	1	5	1.33	
			15	JOHNSON Bradley	4	-	-	4	1.33	
		5	3	LEASE Curtis	3	1	2	6	1.00	
		6	7	SMITH Kurt	2	3	1	6	0.67	
			6	TERPENNING James	2	-	1	3	0.67	
		8	10	MORAN Paul	1	2	2	5	0.33	
		9	11	DEMBY William	-	1	1	2	0.00	
			9	DUGAN Jim	-	1	-	1	0.00	
			14	KESLER Jim	-	-	-	-	-	
			4	LANGE Tracey Joseph	-	-	-	-	-	
			Total Team			25	9	10	44	8.33

Non-Scoring Setters		Rk	No	Name	Exc	Faults	Cont	Total	Avg	
		1	3	LEASE Curtis	1	1	7	9	0.33	
			4	LANGE Tracey Joseph	1	2	5	8	0.33	
			10	MORAN Paul	1	-	7	8	0.33	
			14	KESLER Jim	1	-	5	6	0.33	
			7	SMITH Kurt	1	-	1	2	0.33	
		6	5	COPPENS Matthew	-	-	7	7	0.00	
			6	TERPENNING James	-	-	6	6	0.00	
			11	DEMBY William	-	-	3	3	0.00	
			15	JOHNSON Bradley	-	-	3	3	0.00	
			1	HAMIDO Essameldin Ragab	-	-	2	2	0.00	
			2	GLOWACKI Matthew	-	-	1	1	0.00	
			9	DUGAN Jim	-	-	-	-	-	
			Total Team			5	3	47	55	1.67

Non-Scoring Receivers		Rk	No	Name	Exc	Faults	Cont	Total	Eff %	
			3	LEASE Curtis	2	6	4	12		
			7	SMITH Kurt	5	-	5	10		
			6	TERPENNING James	4	2	-	6		
			2	GLOWACKI Matthew	3	1	1	5		
			15	JOHNSON Bradley	5	-	-	5		
			5	COPPENS Matthew	2	2	-	4		
			9	DUGAN Jim	2	1	1	4		
			1	HAMIDO Essameldin Ragab	1	1	2	4		
			10	MORAN Paul	2	1	1	4		
			14	KESLER Jim	2	-	-	2		
			4	LANGE Tracey Joseph	2	-	-	2		
			11	DEMBY William	1	-	-	1		
			Total Team			31	14	14	59	28.81

Limit

25.00%

Legend:

Rk Rank      Exc Excellent      Cont Continues      Eff % Efficiency %      Avg Average per set

Match No 25  
Start Time: 10:30


USA vs GER  
0 3


Spectators: 2350

Team	Sets	1	2	3	Total
USA	0	3	15	9	27
GER	3	25	25	25	75
	Minutes	13	18	18	49

## GER - Germany

Scoring Attackers		Rk	No	Name	Succ	Faults	Cont	Total	Succ %
	1	11	RICKMANN Martin	4	1	5	10	40.00	
	2	1	SCHIFFLER Alexander	3	7	4	14	21.43	
		8	MIMBERG Dirk	5	-	4	9		
		5	HAUSSIG Uwe	2	1	5	8		
		10	WISCHNEWSKI Stefan	4	-	3	7		
		12	BARSCH Steffen	3	-	2	5		
		3	RENGER Thomas	3	-	2	5		
		7	von der TRENCK Stefan	-	1	3	4		
		2	STETTNER Ferenc	1	-	2	3		
		9	SCHRAPP Juergen	-	-	-	-		
		6	SOICKE Siegmund	-	-	-	-		
	Limit 15.00%	Total Team			25	10	30	65	38.46

Scoring Blockers		Rk	No	Name	Succ	Faults	Cont	Total	Avg
	1	12	BARSCH Steffen	3	-	1	4	1.00	
	2	1	SCHIFFLER Alexander	2	1	6	9	0.67	
		11	RICKMANN Martin	2	2	1	5	0.67	
	4	5	HAUSSIG Uwe	1	1	1	3	0.33	
		10	WISCHNEWSKI Stefan	1	-	1	2	0.33	
	6	2	STETTNER Ferenc	-	-	4	4	0.00	
		8	MIMBERG Dirk	-	-	-	-		
		3	RENGER Thomas	-	-	-	-		
		9	SCHRAPP Juergen	-	-	-	-		
		6	SOICKE Siegmund	-	-	-	-		
	7	von der TRENCK Stefan	-	-	-	-			
Total Team			9	4	14	27	3.00		

Scoring Servers		Rk	No	Name	Succ	Faults	Cont	Total	Avg
	1	1	SCHIFFLER Alexander	5	1	8	14	1.67	
		10	WISCHNEWSKI Stefan	5	-	6	11	1.67	
	3	5	HAUSSIG Uwe	4	2	12	18	1.33	
	4	12	BARSCH Steffen	3	1	9	13	1.00	
	5	11	RICKMANN Martin	2	1	4	7	0.67	
	6	6	SOICKE Siegmund	-	-	5	5	0.00	
		2	STETTNER Ferenc	-	-	4	4	0.00	
		7	von der TRENCK Stefan	-	-	2	2	0.00	
		8	MIMBERG Dirk	-	-	-	-		
		3	RENGER Thomas	-	-	-	-		
	9	SCHRAPP Juergen	-	-	-	-			
Total Team			19	5	50	74	6.33		

Team	Opponent Errors & Team Faults	22	1
------	-------------------------------	----	---

Legend:									
Rk	Rank	Succ	Successes	Cont	Continues	Succ %	Success %	Avg	Average per set

Match No 25  
Start Time: 10:30


USA vs GER  
0 3


Spectators: 2350

Team	Sets	1	2	3	Total
USA	0	3	15	9	27
GER	3	25	25	25	75
	Minutes	13	18	18	49

## GER - Germany

Non-Scoring Diggers		Rk	No	Name	Exc	Faults	Cont	Total	Avg
	1	12	BARSCH Steffen	9	1	3	13	3.00	
	2	10	WISCHNEWSKI Stefan	8	-	2	10	2.67	
	3	1	SCHIFFLER Alexander	7	-	4	11	2.33	
	4	5	HAUSSIG Uwe	5	2	1	8	1.67	
	6	2	STETTNER Ferenc	5	-	1	6	1.67	
	8	8	MIMBERG Dirk	4	-	1	5	1.33	
	7	11	RICKMANN Martin	3	1	2	6	1.00	
	3	3	RENGER Thomas	3	-	-	3	1.00	
	9	7	von der TRENCK Stefan	2	-	2	4	0.67	
	10	6	SOICKE Siegmund	1	-	2	3	0.33	
	9	SCHRAPP Juergen	-	-	-	-	-	-	
Total Team				47	4	18	69	15.67	

Non-Scoring Setters		Rk	No	Name	Exc	Faults	Cont	Total	Avg
	1	2	STETTNER Ferenc	9	-	10	19	3.00	
	2	6	SOICKE Siegmund	4	-	5	9	1.33	
	3	5	HAUSSIG Uwe	3	-	12	15	1.00	
	4	10	WISCHNEWSKI Stefan	2	-	2	4	0.67	
	5	1	SCHIFFLER Alexander	1	-	2	3	0.33	
	12	12	BARSCH Steffen	1	-	1	2	0.33	
	8	8	MIMBERG Dirk	1	-	1	2	0.33	
	11	11	RICKMANN Martin	-	-	3	3	0.00	
	3	3	RENGER Thomas	-	-	-	-	-	
	9	9	SCHRAPP Juergen	-	-	-	-	-	
7	7	von der TRENCK Stefan	-	-	-	-	-		
Total Team				21	-	36	57	7.00	

Non-Scoring Receivers		Rk	No	Name	Exc	Faults	Cont	Total	Eff %
	1	10	WISCHNEWSKI Stefan	7	1	-	8	75.00	
	12	12	BARSCH Steffen	3	1	-	4		
	1	1	SCHIFFLER Alexander	2	-	1	3		
	11	11	RICKMANN Martin	2	-	-	2		
	5	5	HAUSSIG Uwe	-	-	1	1		
	8	8	MIMBERG Dirk	-	1	-	1		
	3	3	RENGER Thomas	-	-	-	-		
	9	9	SCHRAPP Juergen	-	-	-	-		
	6	6	SOICKE Siegmund	-	-	-	-		
	2	2	STETTNER Ferenc	-	-	-	-		
7	7	von der TRENCK Stefan	-	-	-	-			
Total Team				14	3	2	19	57.89	

Limit

25.00%

Legend:


Rk Rank      Exc Excellent      Cont Continues      Eff % Efficiency %      Avg Average per set


PRNVS000000FB.00084A 00102411:40V040




# USA · United States of America

After 5 Matches

Scoring Attackers		No	Name	MP	SP	Succ	Faults	Cont	Total	Succ %
	1	HAMIDO Essameldin Ragab	5	15	5	11	13	29	17.24	
	2	GLOWACKI Matthew	5	15	-	3	2	5	0.00	
	3	LEASE Curtis	5	15	4	5	13	22	18.18	
	4	LANGE Tracey Joseph	5	15	3	13	22	38	7.89	
	5	COPPENS Matthew	5	15	1	7	12	20	5.00	
	6	TERPENNING James	5	15	-	2	5	7	0.00	
	7	SMITH Kurt	5	15	1	6	4	11	9.09	
	8	JOHNSON Bradley	5	15	14	13	34	61	22.95	
	9	DUGAN Jim	5	15	-	-	-	-	0.00	
	10	MORAN Paul	5	15	9	9	13	31	29.03	
	11	DEMBY William	5	15	4	8	16	28	14.29	
	14	KESLER Jim	5	15	11	16	25	52	21.15	
	Team Totals		5	15	52	93	159	304	17.11	

Scoring Blockers		No	Name	MP	SP	Succ	Faults	Cont	Total	Avg
	1	HAMIDO Essameldin Ragab	5	15	3	10	8	21	0.20	
	2	GLOWACKI Matthew	5	15	-	-	1	1	0.00	
	3	LEASE Curtis	5	15	2	10	7	19	0.13	
	4	LANGE Tracey Joseph	5	15	2	4	10	16	0.13	
	5	COPPENS Matthew	5	15	4	5	6	15	0.27	
	6	TERPENNING James	5	15	-	1	6	7	0.00	
	7	SMITH Kurt	5	15	1	5	2	8	0.07	
	8	JOHNSON Bradley	5	15	10	13	19	42	0.67	
	9	DUGAN Jim	5	15	-	-	-	-	0.00	
	10	MORAN Paul	5	15	2	10	3	15	0.13	
	11	DEMBY William	5	15	3	8	6	17	0.20	
	14	KESLER Jim	5	15	5	12	19	36	0.33	
	Team Totals		5	15	32	78	87	197	2.13	


Scoring Servers		No	Name	MP	SP	Succ	Faults	Cont	Total	Avg
	1	HAMIDO Essameldin Ragab	5	15	2	6	9	17	0.13	
	2	GLOWACKI Matthew	5	15	1	1	8	10	0.07	
	3	LEASE Curtis	5	15	1	4	9	14	0.07	
	4	LANGE Tracey Joseph	5	15	1	5	8	14	0.07	
	5	COPPENS Matthew	5	15	-	3	7	10	0.00	
	6	TERPENNING James	5	15	-	3	5	8	0.00	
	7	SMITH Kurt	5	15	2	6	17	25	0.13	
	8	JOHNSON Bradley	5	15	2	8	10	20	0.13	
	9	DUGAN Jim	5	15	-	-	-	-	0.00	
	10	MORAN Paul	5	15	-	2	14	16	0.00	
	11	DEMBY William	5	15	1	2	20	23	0.07	
	14	KESLER Jim	5	15	1	2	10	13	0.07	
	Team Totals		5	15	11	42	117	170	0.73	


Team	Opponent Errors & Team Faults	70	37
------	-------------------------------	----	----


<b>Legend:</b>									
Succ	Successes	Cont	Continues	Succ %	Success %	Avg	Average per set	MP	Matches Played
SP	Team Sets Played								

USA · United States of America

After 5 Matches

Non-Scoring Diggers	No	Name	MP	SP	Exc	Faults	Cont	Total	Avg
		1	HAMIDO Essameldin Ragab	5	15	8	4	14	26
	2	GLOWACKI Matthew	5	15	6	2	-	8	0.40
	3	LEASE Curtis	5	15	6	4	7	17	0.40
	4	LANGE Tracey Joseph	5	15	4	15	13	32	0.27
	5	COPPENS Matthew	5	15	7	5	3	15	0.47
	6	TERPENNING James	5	15	2	3	4	9	0.13
	7	SMITH Kurt	5	15	3	6	6	15	0.20
	8	JOHNSON Bradley	5	15	8	3	5	16	0.53
	9	DUGAN Jim	5	15	5	2	3	10	0.33
	10	MORAN Paul	5	15	9	11	13	33	0.60
	11	DEMBY William	5	15	2	7	10	19	0.13
	14	KESLER Jim	5	15	4	7	12	23	0.27
	Team Totals		5	15	64	69	90	223	4.27

Non-Scoring Setters	No	Name	MP	SP	Exc	Faults	Cont	Total	Avg
		1	HAMIDO Essameldin Ragab	5	15	3	1	24	28
	2	GLOWACKI Matthew	5	15	-	-	3	3	0.00
	3	LEASE Curtis	5	15	3	2	15	20	0.20
	4	LANGE Tracey Joseph	5	15	6	3	34	43	0.40
	5	COPPENS Matthew	5	15	2	1	8	11	0.13
	6	TERPENNING James	5	15	1	1	17	19	0.07
	7	SMITH Kurt	5	15	4	-	20	24	0.27
	8	JOHNSON Bradley	5	15	3	-	14	17	0.20
	9	DUGAN Jim	5	15	-	-	-	-	0.00
	10	MORAN Paul	5	15	4	-	17	21	0.27
	11	DEMBY William	5	15	7	2	27	36	0.47
	14	KESLER Jim	5	15	3	1	26	30	0.20
	Team Totals		5	15	36	11	205	252	2.40

Non-Scoring Receivers	No	Name	MP	SP	Exc	Faults	Cont	Total	Eff %
		1	HAMIDO Essameldin Ragab	5	15	10	2	12	24
	2	GLOWACKI Matthew	5	15	9	3	4	16	37.50
	3	LEASE Curtis	5	15	10	7	15	32	9.38
	4	LANGE Tracey Joseph	5	15	28	4	6	38	63.16
	5	COPPENS Matthew	5	15	7	4	3	14	21.43
	6	TERPENNING James	5	15	6	3	4	13	23.08
	7	SMITH Kurt	5	15	13	5	18	36	22.22
	8	JOHNSON Bradley	5	15	19	2	6	27	62.96
	9	DUGAN Jim	5	15	12	2	11	25	40.00
	10	MORAN Paul	5	15	21	7	13	41	34.15
	11	DEMBY William	5	15	9	2	1	12	58.33
	14	KESLER Jim	5	15	14	4	7	25	40.00
	Team Totals		5	15	158	45	100	303	37.29


Legend:


Exc	Excellent	Cont	Continues	Exc %	Efficiency %	Avg	Average per set	MP	Matches Played
SP	Team Sets Played								

PRNVS000000FC.00084A 00102411:41V04O

## GER - Germany

After 5 Matches

 Scoring Attackers	No	Name	MP	SP	Succ	Faults	Cont	Total	Succ %
	1	SCHIFFLER Alexander	5	15	11	13	22	46	23.91
	2	STETTNER Ferenc	5	15	5	2	10	17	29.41
	3	RENGER Thomas	5	15	16	10	24	50	32.00
	5	HAUSSIG Uwe	5	15	3	1	6	10	30.00
	6	SOICKE Siegmund	5	15	1	9	19	29	3.45
	7	von der TRENCK Stefan	5	15	3	4	20	27	11.11
	8	MIMBERG Dirk	5	15	42	23	53	118	35.59
	9	SCHRAPP Juergen	5	15	41	11	42	94	43.62
	10	WISCHNEWSKI Stefan	5	15	4	-	3	7	57.14
	11	RICKMANN Martin	5	15	7	3	6	16	43.75
	12	BARSCHE Steffen	5	15	24	12	34	70	34.29
	Team Totals			5	15	157	88	239	484

 Scoring Blockers	No	Name	MP	SP	Succ	Faults	Cont	Total	Avg
	1	SCHIFFLER Alexander	5	15	3	2	19	24	0.20
	2	STETTNER Ferenc	5	15	6	2	14	22	0.40
	3	RENGER Thomas	5	15	3	6	10	19	0.20
	5	HAUSSIG Uwe	5	15	1	1	2	4	0.07
	6	SOICKE Siegmund	5	15	7	8	17	32	0.47
	7	von der TRENCK Stefan	5	15	1	2	7	10	0.07
	8	MIMBERG Dirk	5	15	5	8	18	31	0.33
	9	SCHRAPP Juergen	5	15	6	8	20	34	0.40
	10	WISCHNEWSKI Stefan	5	15	1	-	1	2	0.07
	11	RICKMANN Martin	5	15	4	4	4	12	0.27
	12	BARSCHE Steffen	5	15	7	10	15	32	0.47
	Team Totals			5	15	44	51	127	222

 Scoring Servers	No	Name	MP	SP	Succ	Faults	Cont	Total	Avg
	1	SCHIFFLER Alexander	5	15	5	2	16	23	0.33
	2	STETTNER Ferenc	5	15	4	7	43	54	0.27
	3	RENGER Thomas	5	15	-	3	31	34	0.00
	5	HAUSSIG Uwe	5	15	4	2	12	18	0.27
	6	SOICKE Siegmund	5	15	1	1	41	43	0.07
	7	von der TRENCK Stefan	5	15	-	-	2	2	0.00
	8	MIMBERG Dirk	5	15	1	5	39	45	0.07
	9	SCHRAPP Juergen	5	15	6	4	44	54	0.40
	10	WISCHNEWSKI Stefan	5	15	5	-	6	11	0.33
	11	RICKMANN Martin	5	15	2	2	12	16	0.13
	12	BARSCHE Steffen	5	15	5	6	40	51	0.33
	Team Totals			5	15	33	32	286	351


<b>Team</b>	<b>Opponent Errors &amp; Team Faults</b>	122	23
-------------	--	-----	----


Legend:

Succ	Successes	Cont	Continues	Succ %	Success %	Avg	Average per set	MP	Matches Played
SP	Team Sets Played								

## GER - Germany

After 5 Matches

Non-Scoring Diggers		No	Name	MP	SP	Exc	Faults	Cont	Total	Avg
		1	SCHIFFLER Alexander	5	15	10	2	6	18	0.67
		2	STETTNER Ferenc	5	15	16	9	16	41	1.07
		3	RENGER Thomas	5	15	15	5	27	47	1.00
		5	HAUSSIG Uwe	5	15	5	3	1	9	0.33
		6	SOICKE Siegmund	5	15	12	8	26	46	0.80
		7	von der TRENCK Stefan	5	15	3	2	4	9	0.20
		8	MIMBERG Dirk	5	15	18	8	23	49	1.20
		9	SCHRAPP Juergen	5	15	24	6	28	58	1.60
		10	WISCHNEWSKI Stefan	5	15	9	-	6	15	0.60
		11	RICKMANN Martin	5	15	10	1	3	14	0.67
		12	BARSCHE Steffen	5	15	17	8	29	54	1.13
	Team Totals				5	15	139	52	169	360

Non-Scoring Setters		No	Name	MP	SP	Exc	Faults	Cont	Total	Avg
		1	SCHIFFLER Alexander	5	15	1	-	7	8	0.07
		2	STETTNER Ferenc	5	15	51	1	99	151	3.40
		3	RENGER Thomas	5	15	1	-	7	8	0.07
		5	HAUSSIG Uwe	5	15	4	-	12	16	0.27
		6	SOICKE Siegmund	5	15	71	1	93	165	4.73
		7	von der TRENCK Stefan	5	15	-	-	2	2	0.00
		8	MIMBERG Dirk	5	15	4	1	16	21	0.27
		9	SCHRAPP Juergen	5	15	5	-	18	23	0.33
		10	WISCHNEWSKI Stefan	5	15	2	-	3	5	0.13
		11	RICKMANN Martin	5	15	1	-	5	6	0.07
		12	BARSCHE Steffen	5	15	3	1	12	16	0.20
	Team Totals				5	15	143	4	274	421

Non-Scoring Receivers		No	Name	MP	SP	Exc	Faults	Cont	Total	Eff %
		1	SCHIFFLER Alexander	5	15	11	-	5	16	68.75
		2	STETTNER Ferenc	5	15	7	-	1	8	87.50
		3	RENGER Thomas	5	15	39	2	9	50	74.00
		5	HAUSSIG Uwe	5	15	1	-	1	2	50.00
		6	SOICKE Siegmund	5	15	14	1	3	18	72.22
		7	von der TRENCK Stefan	5	15	1	-	2	3	33.33
		8	MIMBERG Dirk	5	15	34	2	4	40	80.00
		9	SCHRAPP Juergen	5	15	26	-	4	30	86.67
		10	WISCHNEWSKI Stefan	5	15	13	2	-	15	73.33
		11	RICKMANN Martin	5	15	12	-	1	13	92.31
		12	BARSCHE Steffen	5	15	30	2	5	37	75.68
	Team Totals				5	15	188	9	35	232

Legend:

Exc	Excellent	Cont	Continues	Eff %	Efficiency %	Avg	Average per set	MP	Matches Played
SP	Team Sets Played								

PRNVS000000FD.00073 00102412:47V01U

Match No: 26  
Start Time: 12:00

AUS vs KOR  
0 2

Spectators:

Team	Sets	1	2	3	4	5	Total
AUS	0	16	18	0			34
KOR	2	25	25	0			50
	Minutes	21	22				43

Referees: TORABIALAMOUTI Khesrollah (IRI) & FISCHER Ute Maria (GER)

AUS - Australia								KOR - Korea							
No	Name	1	2	3	4	5	Pts	No	Name	1	2	3	4	5	Pts
1	BRAY Edward	■	■				5	1	YOON Chul-Ho	■	■				7
2	LEE Albert	■	□				1	2	PARK Woo-Sung	□					
3	WHITEMAN Mark			■				3	PARK Hyun-Dong	■	■				6
4	PRICE Kevin			□			1	4	LEE Jun-Hmm			□			
5	CROFT Paul							5	L KIM Bong-Ju	L	L				
6	GAY Darren	■	■				1	6	KANG Duck-Chan	■	■				5
7	ROWORTH Brett	■	■				1	7	JEON Seon-Ju						
8	SOBCZAK Greg	■	■				5	8	KIM Sung-Hoon	■	■				8
9	THOMPSON Bruce							9	SEO Gu-Hwaun						
10	PYNE Glenn	■	■				2	10	BACK Young-Kil	■	■				4
11	L NORTH Brant	L	L					11	NA Myung-Jong	■	■				4
								12	MOON Kyoung-Rok						
<b>Head Coach:</b> WEIPING Tu								<b>Head Coach:</b> PARK Tae-Hyun							
<b>Assistant:</b> GLENN Stewart								<b>Assistant:</b>							

### TEAM AND PLAYER PERFORMANCES

Won	Total Atts	No	Name	Scoring Skills	Won	Total Atts	No	Name	
9	49	Total Team		Attack	29	67	Total Team		
3	11	1	BRAY Edward		7	14	8	KIM Sung-Hoon	
2	11	8	SOBCZAK Greg		5	10	1	YOON Chul-Ho	
2	6	10	PYNE Glenn		5	13	3	PARK Hyun-Dong	
6	33	Total Team		Block	1	12	Total Team		
2	7	1	BRAY Edward		1	1	1	YOON Chul-Ho	
2	8	8	SOBCZAK Greg						
1	1	4	PRICE Kevin	Serve	4	49	Total Team		
1	35	Total Team			1	12	1	YOON Chul-Ho	
1	6	8	SOBCZAK Greg		1	6	3	PARK Hyun-Dong	
					1	7	8	KIM Sung-Hoon	
18		Total Team		Opp Error	16		Total Team		
34	117	Total Team			Total	50	128	Total Team	
5	5	1	BRAY Edward	Best Scorer	8	8	8	KIM Sung-Hoon	

Jury President:  
Signature:

<b>Legend:</b>	■ Starting line-up	□ Substitute	nn Team Captain	L Substitute libero
Pts Points scored	L Libero Player	Opp Opponent	Atts Attempts	

PROVISIONAL

Volleyball - Sitting

PRNVS000000FE.00083 00102412:47V01U






Match No 26  
Start Time: 12:00


AUS vs KOR  
0 2


Spectators:

Team	Sets	1	2	3	4	5	Total
AUS	0	16	18	0			34
KOR	2	25	25	0			50
	Minutes	21	22				43

## AUS - Australia

Scoring Attackers		Rk	No	Name	Succ	Faults	Cont	Total	Succ %
	1	1	BRAY Edward	3	2	6	11	27.27	
	2	8	SOBCZAK Greg	2	2	7	11	18.18	
		7	ROWORTH Brett	1	2	8	11		
		10	PYNE Glenn	2	1	3	6		
		6	GAY Darren	-	2	3	5		
		2	LEE Albert	1	1	2	4		
		4	PRICE Kevin	-	-	1	1		
		5	CROFT Paul	-	-	-	-		
		11	NORTH Brant	-	-	-	-		
		9	THOMPSON Bruce	-	-	-	-		
		3	WHITEMAN Mark	-	-	-	-		
	Limit	15.00%							
	Total Team				9	10	30	49	18.37

Scoring Blockers		Rk	No	Name	Succ	Faults	Cont	Total	Avg
	1	8	SOBCZAK Greg	2	3	3	8	1.00	
		1	BRAY Edward	2	1	4	7	1.00	
	3	6	GAY Darren	1	1	2	4	0.50	
		4	PRICE Kevin	1	-	-	1	0.50	
	5	7	ROWORTH Brett	-	3	3	6	0.00	
		2	LEE Albert	-	4	-	4	0.00	
		10	PYNE Glenn	-	1	2	3	0.00	
		5	CROFT Paul	-	-	-	-		
		11	NORTH Brant	-	-	-	-		
		9	THOMPSON Bruce	-	-	-	-		
		3	WHITEMAN Mark	-	-	-	-		
	Total Team				6	13	14	33	3.00

Scoring Servers		Rk	No	Name	Succ	Faults	Cont	Total	Avg
	1	8	SOBCZAK Greg	1	2	3	6	0.50	
	2	10	PYNE Glenn	-	-	8	8	0.00	
		1	BRAY Edward	-	1	5	6	0.00	
		2	LEE Albert	-	1	5	6	0.00	
		6	GAY Darren	-	1	4	5	0.00	
		7	ROWORTH Brett	-	-	4	4	0.00	
		5	CROFT Paul	-	-	-	-		
		11	NORTH Brant	-	-	-	-		
		4	PRICE Kevin	-	-	-	-		
		9	THOMPSON Bruce	-	-	-	-		
		3	WHITEMAN Mark	-	-	-	-		
	Total Team				1	5	29	35	0.50

Team	Opponent Errors & Team Faults	18	3
------	-------------------------------	----	---

Legend:									
Rk	Rank	Succ	Successes	Cont	Continues	Succ %	Success %	Avg	Average per set

PROVISIONAL


Match No 26  
Start Time: 12:00


AUS vs KOR  
0 2


Spectators:

Team	Sets	1	2	3	4	5	Total
AUS	0	16	18	0			34
KOR	2	25	25	0			50
	Minutes	21	22				43

## AUS - Australia

Non-Scoring Diggers		Rk	No	Name	Exc	Faults	Cont	Total	Avg
	1	7	ROWORTH Brett	7	-	4	11	3.50	
	2	6	GAY Darren	4	3	4	11	2.00	
	3	2	LEE Albert	3	2	1	6	1.50	
	4	8	SOBCZAK Greg	2	3	1	6	1.00	
	5	1	BRAY Edward	1	6	2	9	0.50	
		11	NORTH Brant	1	1	1	3	0.50	
		3	WHITEMAN Mark	1	1	-	2	0.50	
	8	10	PYNE Glenn	-	-	2	2	0.00	
		5	CROFT Paul	-	-	-	-	-	
		4	PRICE Kevin	-	-	-	-	-	
		9	THOMPSON Bruce	-	-	-	-	-	
Total Team				19	16	15	50	9.50	

Non-Scoring Setters		Rk	No	Name	Exc	Faults	Cont	Total	Avg
	1	10	PYNE Glenn	4	-	9	13	2.00	
	2	2	LEE Albert	1	-	3	4	0.50	
	3	7	ROWORTH Brett	-	-	9	9	0.00	
		1	BRAY Edward	-	-	4	4	0.00	
		6	GAY Darren	-	-	4	4	0.00	
		11	NORTH Brant	-	-	2	2	0.00	
		8	SOBCZAK Greg	-	-	2	2	0.00	
		4	PRICE Kevin	-	-	1	1	0.00	
		5	CROFT Paul	-	-	-	-	-	
		9	THOMPSON Bruce	-	-	-	-	-	
	3	WHITEMAN Mark	-	-	-	-	-		
Total Team				5	-	34	39	2.50	

Non-Scoring Receivers		Rk	No	Name	Exc	Faults	Cont	Total	Eff %
	1	11	NORTH Brant	8	-	2	10	80.00	
		6	GAY Darren	4	1	1	6		
		1	BRAY Edward	3	1	1	5		
		2	LEE Albert	4	-	1	5		
		7	ROWORTH Brett	3	-	2	5		
		8	SOBCZAK Greg	3	1	1	5		
		3	WHITEMAN Mark	1	-	-	1		
		5	CROFT Paul	-	-	-	-		
		4	PRICE Kevin	-	-	-	-		
		10	PYNE Glenn	-	-	-	-		
	9	THOMPSON Bruce	-	-	-	-			
Total Team				26	3	8	37	62.16	

Limit  
25.00%

Legend:									
Rk	Rank	Exc	Excellent	Cont	Continues	Eff %	Efficiency %	Avg	Average per set

PROVISIONAL


Match No 26  
Start Time: 12:00

AUS vs KOR  
0 2

Spectators:

Team	Sets	1	2	3	4	5	Total
AUS	0	16	18	0			34
KOR	2	25	25	0			50
	Minutes	21	22				43

## KOR - Korea

Scoring Attackers		Rk	No	Name	Succ	Faults	Cont	Total	Succ %
		1	8	KIM Sung-Hoon	7	1	6	14	50.00
		2	3	PARK Hyun-Dong	5	2	6	13	38.46
		3	10	BACK Young-Kil	3	2	6	11	27.27
			1	YOON Chul-Ho	5	1	4	10	
			11	NA Myung-Jong	4	1	4	9	
			6	KANG Duck-Chan	5	1	2	8	
			12	MOON Kyoung-Rok	-	1	1	2	
			7	JEON Seon-Ju	-	-	-	-	
			5	KIM Bong-Ju	-	-	-	-	
			4	LEE Jun-Hmm	-	-	-	-	
			2	PARK Woo-Sung	-	-	-	-	
			9	SEO Gu-Hwaun	-	-	-	-	
	Limit 15.00%		Total Team			29	9	29	67

Scoring Blockers		Rk	No	Name	Succ	Faults	Cont	Total	Avg
		1	1	YOON Chul-Ho	1	-	-	1	0.50
		2	6	KANG Duck-Chan	-	1	3	4	0.00
			10	BACK Young-Kil	-	1	2	3	0.00
			8	KIM Sung-Hoon	-	-	3	3	0.00
			11	NA Myung-Jong	-	1	-	1	0.00
			7	JEON Seon-Ju	-	-	-	-	
			5	KIM Bong-Ju	-	-	-	-	
			4	LEE Jun-Hmm	-	-	-	-	
			12	MOON Kyoung-Rok	-	-	-	-	
			3	PARK Hyun-Dong	-	-	-	-	
		2	PARK Woo-Sung	-	-	-	-		
		9	SEO Gu-Hwaun	-	-	-	-		
		Total Team			1	3	8	12	0.50

Scoring Servers		Rk	No	Name	Succ	Faults	Cont	Total	Avg
		1	1	YOON Chul-Ho	1	4	7	12	0.50
			10	BACK Young-Kil	1	3	6	10	0.50
			8	KIM Sung-Hoon	1	2	4	7	0.50
			3	PARK Hyun-Dong	1	1	4	6	0.50
		5	6	KANG Duck-Chan	-	-	9	9	0.00
			11	NA Myung-Jong	-	1	4	5	0.00
			7	JEON Seon-Ju	-	-	-	-	
			5	KIM Bong-Ju	-	-	-	-	
			4	LEE Jun-Hmm	-	-	-	-	
			12	MOON Kyoung-Rok	-	-	-	-	
			2	PARK Woo-Sung	-	-	-	-	
			9	SEO Gu-Hwaun	-	-	-	-	
			Total Team			4	11	34	49

Team	Opponent Errors & Team Faults	16	2
------	-------------------------------	----	---

Legend:									
Rk	Rank	Succ	Successes	Cont	Continues	Succ %	Success %	Avg	Average per set

PROVISIONAL


Match No 26  
Start Time: 12:00


AUS vs KOR  
0 2


Spectators:

Team	Sets	1	2	3	4	5	Total
AUS	0	16	18	0			34
KOR	2	25	25	0			50
	Minutes	21	22				43

## KOR - Korea

Non-Scoring Diggers		Rk	No	Name	Exc	Faults	Cont	Total	Avg
		1	5	KIM Bong-Ju	10	-	2	12	5.00
		2	1	YOON Chul-Ho	7	-	-	7	3.50
		3	3	PARK Hyun-Dong	5	1	-	6	2.50
		4	11	NA Myung-Jong	3	1	3	7	1.50
			10	BACK Young-Kil	3	-	1	4	1.50
		6	6	KANG Duck-Chan	2	4	1	7	1.00
		7	8	KIM Sung-Hoon	1	-	-	1	0.50
		8	12	MOON Kyoung-Rok	-	1	1	2	0.00
			7	JEON Seon-Ju	-	-	-	-	-
			4	LEE Jun-Hmm	-	-	-	-	-
			2	PARK Woo-Sung	-	-	-	-	-
			9	SEO Gu-Hwaun	-	-	-	-	-
Total Team					31	7	8	46	15.50

Non-Scoring Setters		Rk	No	Name	Exc	Faults	Cont	Total	Avg
		1	1	YOON Chul-Ho	9	-	9	18	4.50
		2	3	PARK Hyun-Dong	7	-	5	12	3.50
		3	5	KIM Bong-Ju	2	-	2	4	1.00
		4	10	BACK Young-Kil	1	-	4	5	0.50
			8	KIM Sung-Hoon	1	-	4	5	0.50
		6	6	KANG Duck-Chan	-	1	5	6	0.00
			11	NA Myung-Jong	-	-	5	5	0.00
			7	JEON Seon-Ju	-	-	-	-	-
			4	LEE Jun-Hmm	-	-	-	-	-
			12	MOON Kyoung-Rok	-	-	-	-	-
			2	PARK Woo-Sung	-	-	-	-	-
			9	SEO Gu-Hwaun	-	-	-	-	-
Total Team					20	1	34	55	10.00

Non-Scoring Receivers		Rk	No	Name	Exc	Faults	Cont	Total	Eff %
		1	3	PARK Hyun-Dong	8	-	3	11	72.73
		2	6	KANG Duck-Chan	6	1	-	7	71.43
			5	KIM Bong-Ju	2	-	1	3	
			11	NA Myung-Jong	2	-	-	2	
			8	KIM Sung-Hoon	-	-	1	1	
			12	MOON Kyoung-Rok	1	-	-	1	
			1	YOON Chul-Ho	1	-	-	1	
			10	BACK Young-Kil	-	-	-	-	
			7	JEON Seon-Ju	-	-	-	-	
			4	LEE Jun-Hmm	-	-	-	-	
			2	PARK Woo-Sung	-	-	-	-	
			9	SEO Gu-Hwaun	-	-	-	-	
Total Team					20	1	5	26	73.08

Limit


25.00%


Legend:									
Rk	Rank	Exc	Excellent	Cont	Continues	Eff %	Efficiency %	Avg	Average per set


PROVISIONAL

PRNVS000000FF.00085A 00102621:56V010




Scoring Attackers		Rk	Name	NPC	MP	SP	Succ	Faults	Cont	Total	Succ %
	1	Egypt	EGY	6	18	218	92	286	596	36.58	
	2	Islamic Republic of Iran	IRI	6	18	198	82	264	544	36.40	
	3	Bosnia & Herzegovina	BIH	6	20	228	140	301	669	34.08	
	4	Germany	GER	6	19	214	125	311	650	32.92	
	5	Finland	FIN	6	21	217	101	351	669	32.44	
	6	Netherlands	NED	6	20	193	97	320	610	31.64	
	7	Hungary	HUN	6	18	155	91	254	500	31.00	
	8	Korea	KOR	6	19	154	102	305	561	27.45	
	9	Japan	JPN	6	19	159	149	320	628	25.32	
	10	Australia	AUS	6	21	102	91	326	519	19.65	
	11	United States of America	USA	6	18	73	112	200	385	18.96	
	12	Libyan Arab Jamahiriya	LBA	6	21	76	92	250	418	18.18	
Total Tournament					36	116	1987	1274	3488	6749	29.44


Scoring Blockers		Rk	Name	NPC	MP	SP	Succ	Faults	Cont	Total	Avg
	1	Hungary	HUN	6	18	70	103	183	356	3.89	
	2	Netherlands	NED	6	20	68	109	159	336	3.40	
	3	Germany	GER	6	19	57	76	160	293	3.00	
	4	Islamic Republic of Iran	IRI	6	18	51	64	124	239	2.83	
	5	Australia	AUS	6	21	55	112	114	281	2.62	
	6	Finland	FIN	6	21	54	80	131	265	2.57	
	7	Bosnia & Herzegovina	BIH	6	20	47	103	148	298	2.35	
	8	Egypt	EGY	6	18	39	73	126	238	2.17	
	9	United States of America	USA	6	18	38	87	108	233	2.11	
	10	Korea	KOR	6	19	32	88	88	208	1.68	
	11	Japan	JPN	6	19	18	54	102	174	0.95	
	12	Libyan Arab Jamahiriya	LBA	6	21	17	67	74	158	0.81	
Total Tournament					36	116	546	1016	1517	3079	4.71


Scoring Servers		Rk	Name	NPC	MP	SP	Succ	Faults	Cont	Total	Avg
	1	Islamic Republic of Iran	IRI	6	18	59	19	362	440	3.28	
	2	Germany	GER	6	19	38	39	371	448	2.00	
	3	Bosnia & Herzegovina	BIH	6	20	38	30	393	461	1.90	
	4	Egypt	EGY	6	18	29	17	398	444	1.61	
	5	Korea	KOR	6	19	29	39	294	362	1.53	
	6	Hungary	HUN	6	18	27	31	341	399	1.50	
	7	Finland	FIN	6	21	31	23	410	464	1.48	
	8	Japan	JPN	6	19	25	30	310	365	1.32	
	9	Netherlands	NED	6	20	21	27	384	432	1.05	
		Libyan Arab Jamahiriya	LBA	6	21	22	23	287	332	1.05	
	11	United States of America	USA	6	18	17	56	149	222	0.94	
	12	Australia	AUS	6	21	19	50	252	321	0.90	
Total Tournament					36	116	355	384	3951	4690	3.06

Legend:											
Rk	Rank	Succ	Successes	Cont	Continues	Succ %	Success %	Avg	Average per set		
MP	Matches Played		SP	Sets Played							



Non-Scoring Diggers		Rk	Name	NPC	MP	SP	Exc	Faults	Cont	Total	Avg
	1	Egypt	EGY	6	18	275	48	109	432	15.28	
	2	Islamic Republic of Iran	IRI	6	18	258	43	71	372	14.33	
	3	Japan	JPN	6	19	241	103	111	455	12.68	
	4	Finland	FIN	6	21	266	87	147	500	12.67	
	5	Bosnia & Herzegovina	BIH	6	20	242	61	98	401	12.10	
	6	Germany	GER	6	19	215	73	196	484	11.32	
	7	Korea	KOR	6	19	198	93	135	426	10.42	
	8	Hungary	HUN	6	18	181	89	169	439	10.06	
	9	Netherlands	NED	6	20	201	81	150	432	10.05	
	10	Australia	AUS	6	21	154	134	139	427	7.33	
	11	United States of America	USA	6	18	87	90	118	295	4.83	
	12	Libyan Arab Jamahiriya	LBA	6	21	76	128	244	448	3.62	
Total Tournament					36	116	2394	1030	1687	5111	20.64

Non-Scoring Setters		Rk	Name	NPC	MP	SP	Exc	Faults	Cont	Total	Avg
	1	Germany	GER	6	19	193	8	370	571	10.16	
	2	Egypt	EGY	6	18	169	11	303	483	9.39	
	3	Bosnia & Herzegovina	BIH	6	20	176	6	353	535	8.80	
	4	Islamic Republic of Iran	IRI	6	18	153	5	293	451	8.50	
	5	Netherlands	NED	6	20	155	5	349	509	7.75	
	6	Finland	FIN	6	21	159	6	346	511	7.57	
	7	Japan	JPN	6	19	140	9	429	578	7.37	
	8	Hungary	HUN	6	18	121	6	295	422	6.72	
	9	Korea	KOR	6	19	113	8	304	425	5.95	
	10	United States of America	USA	6	18	50	11	253	314	2.78	
	11	Australia	AUS	6	21	58	14	323	395	2.76	
	12	Libyan Arab Jamahiriya	LBA	6	21	45	17	258	320	2.14	
Total Tournament					36	116	1532	106	3876	5514	13.21

Non-Scoring Receivers		Rk	Name	NPC	MP	SP	Exc	Faults	Cont	Total	Eff %
	1	Egypt	EGY	6	18	215	7	29	251	82.87	
	2	Netherlands	NED	6	20	281	14	28	323	82.66	
	3	Finland	FIN	6	21	275	10	36	321	82.55	
	4	Germany	GER	6	19	280	10	38	328	82.32	
	5	Islamic Republic of Iran	IRI	6	18	173	5	38	216	77.78	
	6	Bosnia & Herzegovina	BIH	6	20	254	12	69	335	72.24	
	7	Japan	JPN	6	19	268	27	66	361	66.76	
	8	Australia	AUS	6	21	290	34	87	411	62.29	
	9	Hungary	HUN	6	18	207	20	75	302	61.92	
	10	Libyan Arab Jamahiriya	LBA	6	21	240	37	94	371	54.72	
	11	Korea	KOR	6	19	175	28	133	336	43.75	
	12	United States of America	USA	6	18	185	52	127	364	36.54	
Total Tournament					36	116	2843	256	820	3919	66.01

Legend:										
Rk	Rank	Exc	Excellent	Cont	Continues	Eff %	Efficiency %	Avg	Average per set	
MP	Matches Played	SP	Sets Played							

PRNVS00000100.00085B 00102621:57V010







### BEST SCORERS


Rk	No	Name	NPC	%	MP	SP	Attack	Block	Serve	Total
1	14	MANYAK Attila	HUN	35.3	6	18	71	11	7	89
2	9	SCHRAPP Juergen	GER	23.6	6	19	56	10	7	73
3	8	TANAKA Koji	JPN	33.7	6	19	60	6	2	68
	8	MIMBERG Dirk	GER	22.0	6	19	58	9	1	68
5	1	TOP Pieter	NED	23.4	6	20	45	18	3	66
6	1	ELSHAWIKH Hesham	EGY	22.4	6	18	47	12	5	64
7	8	MELANEN Lauri	FIN	20.5	6	21	50	6	6	62
8	7	MAHMIC Zikret	BIH	19.2	6	20	46	5	9	60
9	3	AALDERS Henk	NED	20.2	6	20	46	6	5	57
10	8	KIM Sung-Hoon	KOR	25.6	6	19	38	12	5	55
11	9	TUOMINEN Veli-Matti	FIN	17.9	6	21	36	10	8	54
12	12	BARSCHE Steffen	GER	16.5	6	19	36	8	7	51
	12	ABD ELYAZID Mohamed	EGY	17.8	6	18	34	9	8	51
14	1	GODINJAK Ismet	BIH	15.7	6	20	45	2	2	49
	1	KATO Masahiko	JPN	24.3	6	19	40	5	4	49
	15	MAKAROVSKI Sandor	HUN	19.4	6	18	24	22	3	49
17	8	SOBCZAK Greg	AUS	26.1	6	21	21	16	9	46
18	9	HUSSEIN Mohamed	EGY	15.7	6	18	41	2	2	45
	7	ROWORTH Brett	AUS	25.6	6	21	31	9	5	45
	5	MEDIC Asim	BIH	14.4	6	20	28	10	7	45
21	5	SOLEIMANI Majid	IRI	14.3	6	18	21	9	14	44
22	12	BEHRVAN Hojat	IRI	14.0	6	18	30	7	6	43
23	10	FIROUZI Parviz	IRI	13.0	6	18	27	10	3	40
	12	VERSTAPPEN Johan	NED	14.2	6	20	24	11	5	40
	2	MANKO Adnan	BIH	12.8	6	20	22	13	5	40
26	11	VENAELAEINEN Olavi	FIN	12.9	6	21	30	7	2	39
27	3	HASSAN Yasser	EGY	13.3	6	18	29	3	6	38
	10	PULLI Matti	FIN	12.6	6	21	27	11	0	38
29	6	KANG Duck-Chan	KOR	17.2	6	19	24	7	6	37
	15	JOHNSON Bradley	USA	28.9	6	18	22	12	3	37
31	1	YOON Chul-Ho	KOR	15.8	6	19	23	2	9	34
32	8	TIMMERMAN Edwin	NED	11.7	6	20	23	10	0	33
33	3	PARK Hyun-Dong	KOR	14.9	6	19	24	4	4	32
	10	HASSAN Adel	EGY	11.2	6	18	20	10	2	32
35	4	LAINEN Jukka	FIN	10.3	6	21	23	5	3	31
36	3	PEIDAYESH Reza	IRI	9.7	6	18	26	3	1	30
	6	KAPIAINEN Petri	FIN	9.9	6	21	22	6	2	30
	11	DELALIC Sabahudin	BIH	9.6	6	20	20	5	5	30
	1	BRAY Edward	AUS	17.0	6	21	17	12	1	30
<b>Total Tournament</b>					36	116	1987	546	355	2888

NOTE: 40 players are listed; except where ties would extend the list beyond 40 in which case the tied players are not listed.

Legend:							
Rk	Rank	%	% of points won by all players in team	MP	Matches Played	SP	Team Sets Played


Scoring Attackers		Rk	No	Name	NPC	MP	SP	Succ	Faults	Cont	Total	Succ %
		1	1	ELSHAWIKH Hesham	EGY	6	18	47	14	48	109	43.12
		2	7	MAHMIC Zikret	BIH	6	20	46	28	34	108	42.59
		3	9	SCHRAPP Juergen	GER	6	19	56	22	63	141	39.72
		4	1	GODINJAK Ismet	BIH	6	20	45	22	48	115	39.13
		5	14	MANYAK Attila	HUN	6	18	71	30	81	182	39.01
		6	12	BARSCH Steffen	GER	6	19	36	17	45	98	36.73
		7	8	MIMBERG Dirk	GER	6	19	58	30	70	158	36.71
		8	8	TANAKA Koji	JPN	6	19	60	46	60	166	36.14
		9	8	MELANEN Lauri	FIN	6	21	50	21	69	140	35.71
		10	8	KIM Sung-Hoon	KOR	6	19	38	22	49	109	34.86
Limit Percentage 15.00%				Total Tournament		36	116	1987	1274	3488	6749	29.44


Scoring Blockers		Rk	No	Name	NPC	MP	SP	Succ	Faults	Cont	Total	Avg
		1	15	MAKAROVSKI Sandor	HUN	6	18	22	28	43	93	1.22
		2	1	TOP Pieter	NED	6	20	18	17	30	65	0.90
		3	8	SOBCZAK Greg	AUS	6	21	16	30	31	77	0.76
		4	1	ELSHAWIKH Hesham	EGY	6	18	12	16	39	67	0.67
		15	JOHNSON Bradley	USA	6	18	12	14	25	51	67	0.67
		6	2	MANKO Adnan	BIH	6	20	13	20	33	66	0.65
		7	8	KIM Sung-Hoon	KOR	6	19	12	18	21	51	0.63
		8	14	MANYAK Attila	HUN	6	18	11	15	29	55	0.61
		9	4	OONK Alfred	NED	6	20	12	23	30	65	0.60
		10	1	BRAY Edward	AUS	6	21	12	15	17	44	0.57
				Total Tournament		36	116	546	1016	1517	3079	4.71


Scoring Servers		Rk	No	Name	NPC	MP	SP	Succ	Faults	Cont	Total	Avg
		1	5	SOLEIMANI Majid	IRI	6	18	14	2	49	65	0.78
		2	1	YOON Chul-Ho	KOR	6	19	9	7	64	80	0.47
		3	7	MAHMIC Zikret	BIH	6	20	9	8	42	59	0.45
		4	12	ABD ELYAZID Mohamed	EGY	6	18	8	4	69	81	0.44
		6	GOLKAR AZGHANDI Ali	IRI	6	18	8	2	37	47	0.44	
		6	8	SOBCZAK Greg	AUS	6	21	9	13	31	53	0.43
		7	14	MANYAK Attila	HUN	6	18	7	5	36	48	0.39
		8	9	TUOMINEN Veli-Matti	FIN	6	21	8	9	57	74	0.38
				Total Tournament		36	116	355	384	3951	4690	3.06

NOTE: 10 players are listed per skill; except where ties would extend the list beyond 10 in which case the tied players are not listed.

Legend:		Succ	Cont	Succ %	Avg
Rk	Rank	Successes	Continues	Success %	Average per set
MP	Matches Played	SP	Team Sets Played		

Non-Scoring Diggers		Rk	No	Name	NPC	MP	SP	Exc	Faults	Cont	Total	Avg
	1	12	ABD ELYAZID Mohamed	EGY	6	18	59	11	11	81	3.28	
	2	8	TANAKA Koji	JPN	6	19	56	9	15	80	2.95	
	3	5	KIM Bong-Ju	KOR	6	19	52	18	20	90	2.74	
	4	11	VENAELAEINEN Olavi	FIN	6	21	56	19	31	106	2.67	
	5	9	KOVACS Laszlo	HUN	6	18	41	13	44	98	2.28	
	6	7	NAKAYAMA Robert	JPN	6	19	43	21	23	87	2.26	
	7	7	ROWORTH Brett	AUS	6	21	47	30	26	103	2.24	
	8	3	HASSAN Yasser	EGY	6	18	40	5	23	68	2.22	
	9	1	YOON Chul-Ho	KOR	6	19	42	13	30	85	2.21	
	10	8	ABD ELLATIF Abd Elnabi	EGY	6	18	39	6	13	58	2.17	
Total Tournament						36	116	2394	1030	1687	5111	20.64

Non-Scoring Setters		Rk	No	Name	NPC	MP	SP	Exc	Faults	Cont	Total	Avg
	1	6	SOICKE Siegmund	GER	6	19	96	2	139	237	5.05	
	2	4	OONK Alfred	NED	6	20	94	2	174	270	4.70	
	3	3	HASSAN Yasser	EGY	6	18	81	-	118	199	4.50	
	4	11	DELALIC Sabahudin	BIH	6	20	87	-	168	255	4.35	
	5	2	STETTNER Ferenc	GER	6	19	74	2	133	209	3.89	
	6	10	PULLI Matti	FIN	6	21	70	1	137	208	3.33	
	7	7	NAKAYAMA Robert	JPN	6	19	63	2	157	222	3.32	
	8	7	DOMOKOS Andras	HUN	6	18	58	3	90	151	3.22	
	9	5	EL BAHAHEY Taher	EGY	6	18	51	5	90	146	2.83	
	10	2	MANKO Adnan	BIH	6	20	55	4	93	152	2.75	
Total Tournament						36	116	1532	106	3876	5514	13.21

Non-Scoring Receivers		Rk	No	Name	NPC	MP	SP	Exc	Faults	Cont	Total	Eff %
	1	5	VENDERBOSCH Andre	NED	6	20	99	3	10	112	85.71	
	2	11	NORTH Brant	AUS	6	21	101	5	14	120	80.00	
	3	9	KOVACS Laszlo	HUN	6	18	82	9	20	111	65.77	
	4	5	KIM Bong-Ju	KOR	6	19	47	3	35	85	51.76	
	9	ABDELGADER SALEH Saleh Ibrahim	LBA	6	21	55	5	17	77			
	10	ABUSETIN Mustafa	LBA	6	21	45	9	21	75			
	3	RENGER Thomas	GER	6	19	61	2	10	73			
	9	SALKIC Nedzad	BIH	6	20	55	4	11	70			
	1	TOP Pieter	NED	6	20	59	1	8	68			
	1	KATO Masahiko	JPN	6	19	47	7	13	67			
Total Tournament						36	116	2843	256	820	3919	66.01

Limit Percentage  
25.00%

NOTE: 10 players are listed per skill; except where ties would extend the list beyond 10 in which case the tied players are not listed.

Legend:		Exc	Cont	Eff %	Avg
Rk	Rank	Excellent	Continues	Efficiency %	Average per set
MP	Matches Played	SP	Team Sets Played		

PRNVS00000101.00073 00102413:17V010

Match No: 26  
Start Time: 12:00

**AUS vs KOR**  
0 3

Spectators: 3500

Team	Sets	1	2	3	Total
AUS	0	16	18	23	57
KOR	3	25	25	25	75
	Minutes	21	22	26	69

Referees: TORABIALAMOUTI Khesrollah (IRI) & FISCHER Ute Maria (GER)

AUS - Australia							KOR - Korea								
No	Name	1	2	3	4	5	Pts	No	Name	1	2	3	4	5	Pts
1	BRAY Edward	■	■	■			6	1	YOON Chul-Ho	■	■	■			9
2	LEE Albert	■	□	■			3	2	PARK Woo-Sung	□	□	□			
3	WHITEMAN Mark			■				3	PARK Hyun-Dong	■	■	■			9
4	PRICE Kevin		□	□			1	4	LEE Jun-Hmm		□	□			
5	CROFT Paul							5	L KIM Bong-Ju	L	L	L			
6	GAY Darren	■	■	■			3	6	KANG Duck-Chan	■	■	■			8
7	ROWORTH Brett	■	■	■			2	7	JEON Seon-Ju						
8	SOBCZAK Greg	■	■	■			13	8	KIM Sung-Hoon	■	■	■			11
9	THOMPSON Bruce							9	SEO Gu-Hwaun			□			
10	PYNE Glenn	■	■	■			2	10	BACK Young-Kil	■	■	■			6
11	L NORTH Brant	L	L	L				11	NA Myung-Jong	■	■	■			5
								12	MOON Kyoung-Rok			□			
<b>Head Coach:</b> WEIPING Tu							<b>Head Coach:</b> PARK Tae-Hyun								
<b>Assistant:</b> GLENN Stewart							<b>Assistant:</b>								

### TEAM AND PLAYER PERFORMANCES

Won	Total Atts	No	Name	Scoring Skills	Won	Total Atts	No	Name
14	77	Total Team		Attack	37	101	Total Team	
4	14	1	BRAY Edward		9	18	8	KIM Sung-Hoon
3	16	8	SOBCZAK Greg		7	15	6	KANG Duck-Chan
2	9	2	LEE Albert		6	15	1	YOON Chul-Ho
11	53	Total Team		Block	4	22	Total Team	
5	17	8	SOBCZAK Greg		1	3	1	YOON Chul-Ho
2	8	1	BRAY Edward		1	4	3	PARK Hyun-Dong
2	8	6	GAY Darren	Serve	1	5	6	KANG Duck-Chan
5	59	Total Team			7	73	Total Team	
5	15	8	SOBCZAK Greg		2	18	1	YOON Chul-Ho
27		Total Team		Opp Error	2	10	3	PARK Hyun-Dong
57	189	Total Team			1	9	8	KIM Sung-Hoon
13	13	8	SOBCZAK Greg	Total	27		Total Team	
					75	196	Total Team	
				Best Scorer	11	11	8	KIM Sung-Hoon

**Legend:**

■ Starting line-up      □ Substitute      nn Team Captain      □ L Substitute libero  
 Pts Points scored      L Libero Player      Opp Opponent      Atts Attempts

PRNVS00000102.00083 00102413:22V010


Match No 26  
Start Time: 12:00


**AUS vs KOR**  
0 3


Spectators: 3500

Team	Sets	1	2	3	Total
AUS	0	16	18	23	57
KOR	3	25	25	25	75
	Minutes	21	22	26	69

## AUS - Australia

Scoring Attackers		Rk	No	Name	Succ	Faults	Cont	Total	Succ %
	1	1	BRAY Edward	4	2	8	14	28.57	
	2	8	SOBCZAK Greg	3	4	9	16	18.75	
		7	ROWORTH Brett	2	4	11	17		
		6	GAY Darren	1	3	8	12		
		2	LEE Albert	2	2	5	9		
		10	PYNE Glenn	2	2	4	8		
		4	PRICE Kevin	-	-	1	1		
		5	CROFT Paul	-	-	-	-		
		11	NORTH Brant	-	-	-	-		
		9	THOMPSON Bruce	-	-	-	-		
		3	WHITEMAN Mark	-	-	-	-		
	Limit 15.00%	Total Team			14	17	46	77	18.18

Scoring Blockers		Rk	No	Name	Succ	Faults	Cont	Total	Avg
	1	8	SOBCZAK Greg	5	5	7	17	1.67	
	2	1	BRAY Edward	2	2	4	8	0.67	
		6	GAY Darren	2	2	4	8	0.67	
	4	2	LEE Albert	1	5	2	8	0.33	
		4	PRICE Kevin	1	-	1	2	0.33	
	6	7	ROWORTH Brett	-	3	4	7	0.00	
		10	PYNE Glenn	-	1	2	3	0.00	
		5	CROFT Paul	-	-	-	-		
		11	NORTH Brant	-	-	-	-		
		9	THOMPSON Bruce	-	-	-	-		
		3	WHITEMAN Mark	-	-	-	-		
Total Team			11	18	24	53	3.67		

Scoring Servers		Rk	No	Name	Succ	Faults	Cont	Total	Avg
	1	8	SOBCZAK Greg	5	3	7	15	1.67	
	2	10	PYNE Glenn	-	-	11	11	0.00	
		6	GAY Darren	-	1	8	9	0.00	
		2	LEE Albert	-	1	8	9	0.00	
		1	BRAY Edward	-	1	7	8	0.00	
		7	ROWORTH Brett	-	1	6	7	0.00	
		5	CROFT Paul	-	-	-	-		
		11	NORTH Brant	-	-	-	-		
		4	PRICE Kevin	-	-	-	-		
		9	THOMPSON Bruce	-	-	-	-		
		3	WHITEMAN Mark	-	-	-	-		
Total Team			5	7	47	59	1.67		

Team	Opponent Errors & Team Faults	27	5
------	-------------------------------	----	---

Legend:									
Rk	Rank	Succ	Successes	Cont	Continues	Succ %	Success %	Avg	Average per set


Match No 26  
Start Time: 12:00


**AUS vs KOR**  
0 3


Spectators: 3500

Team	Sets	1	2	3	Total
AUS	0	16	18	23	57
KOR	3	25	25	25	75
	Minutes	21	22	26	69

## AUS - Australia

Non-Scoring Diggers		Rk	No	Name	Exc	Faults	Cont	Total	Avg
	1	7	ROWORTH Brett	14	2	7	23	4.67	
	2	6	GAY Darren	5	5	5	15	1.67	
		2	LEE Albert	5	3	5	13	1.67	
	4	8	SOBCZAK Greg	4	3	2	9	1.33	
	5	11	NORTH Brant	3	1	1	5	1.00	
	6	1	BRAY Edward	2	7	2	11	0.67	
	7	10	PYNE Glenn	1	-	2	3	0.33	
		3	WHITEMAN Mark	1	1	-	2	0.33	
		5	CROFT Paul	-	-	-	-	-	
		4	PRICE Kevin	-	-	-	-	-	
	9	THOMPSON Bruce	-	-	-	-	-		
Total Team				35	22	24	81	11.67	

Non-Scoring Setters		Rk	No	Name	Exc	Faults	Cont	Total	Avg
	1	10	PYNE Glenn	4	-	10	14	1.33	
	2	7	ROWORTH Brett	1	-	15	16	0.33	
		2	LEE Albert	1	-	3	4	0.33	
	4	1	BRAY Edward	-	-	12	12	0.00	
		6	GAY Darren	-	-	5	5	0.00	
		8	SOBCZAK Greg	-	-	4	4	0.00	
		11	NORTH Brant	-	-	2	2	0.00	
		4	PRICE Kevin	-	-	1	1	0.00	
		5	CROFT Paul	-	-	-	-	-	
		9	THOMPSON Bruce	-	-	-	-	-	
	3	WHITEMAN Mark	-	-	-	-	-		
Total Team				6	-	52	58	2.00	

Non-Scoring Receivers		Rk	No	Name	Exc	Faults	Cont	Total	Eff %
	1	11	NORTH Brant	14	1	2	17	76.47	
		8	SOBCZAK Greg	8	2	2	12		
		2	LEE Albert	6	-	2	8		
		1	BRAY Edward	4	1	2	7		
		6	GAY Darren	4	1	1	6		
		7	ROWORTH Brett	3	1	2	6		
		3	WHITEMAN Mark	1	-	-	1		
		5	CROFT Paul	-	-	-	-		
		4	PRICE Kevin	-	-	-	-		
		10	PYNE Glenn	-	-	-	-		
	9	THOMPSON Bruce	-	-	-	-			
Total Team				40	6	11	57	59.65	

Limit

25.00%

**Legend:**

Rk Rank      Exc Excellent      Cont Continues      Eff % Efficiency %      Avg Average per set




Match No 26  
Start Time: 12:00


AUS vs KOR  
0 3


Spectators: 3500

Team	Sets	1	2	3	Total
AUS	0	16	18	23	57
KOR	3	25	25	25	75
	Minutes	21	22	26	69

## KOR - Korea

Scoring Attackers		Rk	No	Name	Succ	Faults	Cont	Total	Succ %
		1	8	KIM Sung-Hoon	9	2	7	18	50.00
		2	3	PARK Hyun-Dong	6	3	9	18	33.33
		3	10	BACK Young-Kil	5	3	11	19	26.32
			6	KANG Duck-Chan	7	2	6	15	
			1	YOON Chul-Ho	6	1	8	15	
			11	NA Myung-Jong	4	2	8	14	
			12	MOON Kyoung-Rok	-	1	1	2	
			7	JEON Seon-Ju	-	-	-	-	
			5	KIM Bong-Ju	-	-	-	-	
			4	LEE Jun-Hmm	-	-	-	-	
			2	PARK Woo-Sung	-	-	-	-	
			9	SEO Gu-Hwaun	-	-	-	-	
	Limit 15.00%		Total Team			37	14	50	101

Scoring Blockers		Rk	No	Name	Succ	Faults	Cont	Total	Avg
		1	6	KANG Duck-Chan	1	1	3	5	0.33
			8	KIM Sung-Hoon	1	-	3	4	0.33
			3	PARK Hyun-Dong	1	2	1	4	0.33
			1	YOON Chul-Ho	1	1	1	3	0.33
		5	10	BACK Young-Kil	-	1	3	4	0.00
			11	NA Myung-Jong	-	1	1	2	0.00
			7	JEON Seon-Ju	-	-	-	-	
			5	KIM Bong-Ju	-	-	-	-	
			4	LEE Jun-Hmm	-	-	-	-	
			12	MOON Kyoung-Rok	-	-	-	-	
			2	PARK Woo-Sung	-	-	-	-	
		9	SEO Gu-Hwaun	-	-	-	-		
		Total Team			4	6	12	22	1.33

Scoring Servers		Rk	No	Name	Succ	Faults	Cont	Total	Avg
		1	1	YOON Chul-Ho	2	4	12	18	0.67
			3	PARK Hyun-Dong	2	1	7	10	0.67
		3	10	BACK Young-Kil	1	3	8	12	0.33
			11	NA Myung-Jong	1	1	10	12	0.33
			8	KIM Sung-Hoon	1	4	4	9	0.33
		6	6	KANG Duck-Chan	-	-	12	12	0.00
			7	JEON Seon-Ju	-	-	-	-	
			5	KIM Bong-Ju	-	-	-	-	
			4	LEE Jun-Hmm	-	-	-	-	
			12	MOON Kyoung-Rok	-	-	-	-	
			2	PARK Woo-Sung	-	-	-	-	
			9	SEO Gu-Hwaun	-	-	-	-	
			Total Team			7	13	53	73

Team	Opponent Errors & Team Faults	27	5
------	-------------------------------	----	---

Legend:									
Rk	Rank	Succ	Successes	Cont	Continues	Succ %	Success %	Avg	Average per set


Match No 26  
Start Time: 12:00


AUS vs KOR  
0 3


Spectators: 3500

Team	Sets	1	2	3	Total
AUS	0	16	18	23	57
KOR	3	25	25	25	75
	Minutes	21	22	26	69

## KOR - Korea

Non-Scoring Diggers		Rk	No	Name	Exc	Faults	Cont	Total	Avg
		1	5	KIM Bong-Ju	14	2	2	18	4.67
		2	1	YOON Chul-Ho	11	1	2	14	3.67
		3	10	BACK Young-Kil	7	1	1	9	2.33
		4	3	PARK Hyun-Dong	6	1	-	7	2.00
		5	6	KANG Duck-Chan	4	5	2	11	1.33
			11	NA Myung-Jong	4	2	3	9	1.33
		7	8	KIM Sung-Hoon	3	-	-	3	1.00
		8	12	MOON Kyoung-Rok	-	1	1	2	0.00
			2	PARK Woo-Sung	-	1	-	1	0.00
			7	JEON Seon-Ju	-	-	-	-	-
			4	LEE Jun-Hmm	-	-	-	-	-
			9	SEO Gu-Hwaun	-	-	-	-	-
Total Team					49	14	11	74	16.33

Non-Scoring Setters		Rk	No	Name	Exc	Faults	Cont	Total	Avg
		1	1	YOON Chul-Ho	13	-	11	24	4.33
		2	3	PARK Hyun-Dong	9	-	6	15	3.00
		3	6	KANG Duck-Chan	3	1	9	13	1.00
			5	KIM Bong-Ju	3	-	3	6	1.00
		5	8	KIM Sung-Hoon	2	-	5	7	0.67
		6	11	NA Myung-Jong	1	-	10	11	0.33
			10	BACK Young-Kil	1	-	4	5	0.33
			7	JEON Seon-Ju	-	-	-	-	-
			4	LEE Jun-Hmm	-	-	-	-	-
			12	MOON Kyoung-Rok	-	-	-	-	-
			2	PARK Woo-Sung	-	-	-	-	-
			9	SEO Gu-Hwaun	-	-	-	-	-
Total Team					32	1	48	81	10.67

Non-Scoring Receivers		Rk	No	Name	Exc	Faults	Cont	Total	Eff %
		1	3	PARK Hyun-Dong	9	1	3	13	61.54
			6	KANG Duck-Chan	8	1	2	11	
			5	KIM Bong-Ju	6	-	2	8	
			11	NA Myung-Jong	5	-	-	5	
			9	SEO Gu-Hwaun	1	2	1	4	
			1	YOON Chul-Ho	2	-	-	2	
			8	KIM Sung-Hoon	-	-	1	1	
			12	MOON Kyoung-Rok	1	-	-	1	
			2	PARK Woo-Sung	-	-	1	1	
			10	BACK Young-Kil	-	-	-	-	
			7	JEON Seon-Ju	-	-	-	-	
			4	LEE Jun-Hmm	-	-	-	-	
Total Team					32	4	10	46	60.87

Limit

25.00%


Legend:									
Rk	Rank	Exc	Excellent	Cont	Continues	Eff %	Efficiency %	Avg	Average per set


PRNVS00000103.00084A 00102413:26V040




# AUS · Australia

After 5 Matches

 Scoring Attackers	No	Name	MP	SP	Succ	Faults	Cont	Total	Succ %
	1	BRAY Edward	5	17	12	11	48	71	16.90
	2	LEE Albert	5	17	7	12	28	47	14.89
	3	WHITEMAN Mark	5	17	1	-	3	4	25.00
	4	PRICE Kevin	5	17	5	5	17	27	18.52
	5	CROFT Paul	5	17	-	-	2	2	0.00
	6	GAY Darren	5	17	7	11	40	58	12.07
	7	ROWORTH Brett	5	17	25	20	46	91	27.47
	8	SOBCZAK Greg	5	17	15	12	53	80	18.75
	9	THOMPSON Bruce	5	17	1	1	1	3	33.33
	10	PYNE Glenn	5	17	4	4	15	23	17.39
	11	NORTH Brant	5	17	-	-	4	4	0.00
Team Totals			5	17	77	76	257	410	18.78

 Scoring Blockers	No	Name	MP	SP	Succ	Faults	Cont	Total	Avg
	1	BRAY Edward	5	17	7	9	13	29	0.41
	2	LEE Albert	5	17	5	11	14	30	0.29
	3	WHITEMAN Mark	5	17	-	-	-	-	0.00
	4	PRICE Kevin	5	17	3	1	9	13	0.18
	5	CROFT Paul	5	17	-	-	-	-	0.00
	6	GAY Darren	5	17	6	15	13	34	0.35
	7	ROWORTH Brett	5	17	8	15	15	38	0.47
	8	SOBCZAK Greg	5	17	13	21	21	55	0.76
	9	THOMPSON Bruce	5	17	-	1	-	1	0.00
	10	PYNE Glenn	5	17	1	8	6	15	0.06
	11	NORTH Brant	5	17	-	-	-	-	0.00
Team Totals			5	17	43	81	91	215	2.53

 Scoring Servers	No	Name	MP	SP	Succ	Faults	Cont	Total	Avg
	1	BRAY Edward	5	17	-	6	27	33	0.00
	2	LEE Albert	5	17	2	2	32	36	0.12
	3	WHITEMAN Mark	5	17	-	1	10	11	0.00
	4	PRICE Kevin	5	17	2	4	9	15	0.12
	5	CROFT Paul	5	17	-	-	-	-	0.00
	6	GAY Darren	5	17	-	6	30	36	0.00
	7	ROWORTH Brett	5	17	1	7	30	38	0.06
	8	SOBCZAK Greg	5	17	5	10	21	36	0.29
	9	THOMPSON Bruce	5	17	-	2	3	5	0.00
	10	PYNE Glenn	5	17	-	4	31	35	0.00
	11	NORTH Brant	5	17	-	-	-	-	0.00
Team Totals			5	17	10	42	193	245	0.59


Team	Opponent Errors & Team Faults	110	65
------	-------------------------------	-----	----


Legend:


Succ	Successes	Cont	Continues	Succ %	Success %	Avg	Average per set	MP	Matches Played
SP	Team Sets Played								

# AUS · Australia

After 5 Matches

Non-Scoring Diggers		No	Name	MP	SP	Exc	Faults	Cont	Total	Avg
		1	BRAY Edward	5	17	8	19	19	46	0.47
		2	LEE Albert	5	17	11	10	16	37	0.65
		3	WHITEMAN Mark	5	17	11	3	5	19	0.65
		4	PRICE Kevin	5	17	1	2	1	4	0.06
		5	CROFT Paul	5	17	-	-	-	-	0.00
		6	GAY Darren	5	17	14	18	30	62	0.82
		7	ROWORTH Brett	5	17	33	24	22	79	1.94
		8	SOBCZAK Greg	5	17	15	20	20	55	0.88
		9	THOMPSON Bruce	5	17	2	3	1	6	0.12
		10	PYNE Glenn	5	17	1	2	5	8	0.06
		11	NORTH Brant	5	17	15	8	5	28	0.88
Team Totals				5	17	111	109	124	344	6.53

Non-Scoring Setters		No	Name	MP	SP	Exc	Faults	Cont	Total	Avg
		1	BRAY Edward	5	17	5	1	32	38	0.29
		2	LEE Albert	5	17	5	1	43	49	0.29
		3	WHITEMAN Mark	5	17	1	-	-	1	0.06
		4	PRICE Kevin	5	17	2	-	12	14	0.12
		5	CROFT Paul	5	17	-	-	-	-	0.00
		6	GAY Darren	5	17	8	1	38	47	0.47
		7	ROWORTH Brett	5	17	5	1	47	53	0.29
		8	SOBCZAK Greg	5	17	6	3	32	41	0.35
		9	THOMPSON Bruce	5	17	1	1	8	10	0.06
		10	PYNE Glenn	5	17	9	2	41	52	0.53
		11	NORTH Brant	5	17	-	1	4	5	0.00
Team Totals				5	17	42	11	257	310	2.47

Non-Scoring Receivers		No	Name	MP	SP	Exc	Faults	Cont	Total	Eff %
		1	BRAY Edward	5	17	32	3	9	44	65.91
		2	LEE Albert	5	17	26	4	9	39	56.41
		3	WHITEMAN Mark	5	17	14	-	4	18	77.78
		4	PRICE Kevin	5	17	-	-	-	-	0.00
		5	CROFT Paul	5	17	-	-	-	-	0.00
		6	GAY Darren	5	17	18	3	7	28	53.57
		7	ROWORTH Brett	5	17	32	3	16	51	56.86
		8	SOBCZAK Greg	5	17	35	5	7	47	63.83
		9	THOMPSON Bruce	5	17	2	4	3	9	-22.2
		10	PYNE Glenn	5	17	-	-	-	-	0.00
		11	NORTH Brant	5	17	73	4	12	89	77.53
Team Totals				5	17	232	26	67	325	63.38

<b>Legend:</b>										
Exc	Excellent	Cont	Continues	Eff %	Efficiency %	Avg	Average per set	MP	Matches Played	
SP	Team Sets Played									

PRNVS00000104.00084A 00102413:27V040

## KOR · Korea

After 5 Matches

 Scoring Attackers	No	Name	MP	SP	Succ	Faults	Cont	Total	Succ %
	1	YOON Chul-Ho	5	16	17	13	41	71	23.94
	2	PARK Woo-Sung	5	16	-	-	1	1	0.00
	3	PARK Hyun-Dong	5	16	21	14	26	61	34.43
	4	LEE Jun-Hmm	5	16	1	-	-	1	100.0
	5	KIM Bong-Ju	5	16	-	-	3	3	0.00
	6	KANG Duck-Chan	5	16	20	14	37	71	28.17
	7	JEON Seon-Ju	5	16	11	5	19	35	31.43
	8	KIM Sung-Hoon	5	16	31	18	40	89	34.83
	9	SEO Gu-Hwaun	5	16	4	5	24	33	12.12
	10	BACK Young-Kil	5	16	10	6	26	42	23.81
	11	NA Myung-Jong	5	16	11	12	47	70	15.71
	12	MOON Kyoung-Rok	5	16	-	1	2	3	0.00
Team Totals		5	16	126	88	266	480	26.25	

 Scoring Blockers	No	Name	MP	SP	Succ	Faults	Cont	Total	Avg
	1	YOON Chul-Ho	5	16	2	8	10	20	0.13
	2	PARK Woo-Sung	5	16	-	-	-	-	0.00
	3	PARK Hyun-Dong	5	16	4	11	12	27	0.25
	4	LEE Jun-Hmm	5	16	-	-	-	-	0.00
	5	KIM Bong-Ju	5	16	-	1	-	1	0.00
	6	KANG Duck-Chan	5	16	4	14	9	27	0.25
	7	JEON Seon-Ju	5	16	3	4	7	14	0.19
	8	KIM Sung-Hoon	5	16	11	14	17	42	0.69
	9	SEO Gu-Hwaun	5	16	1	6	3	10	0.06
	10	BACK Young-Kil	5	16	1	6	6	13	0.06
	11	NA Myung-Jong	5	16	1	12	10	23	0.06
	12	MOON Kyoung-Rok	5	16	-	-	1	1	0.00
Team Totals		5	16	27	76	75	178	1.69	

 Scoring Servers	No	Name	MP	SP	Succ	Faults	Cont	Total	Avg
	1	YOON Chul-Ho	5	16	7	7	49	63	0.44
	2	PARK Woo-Sung	5	16	-	-	-	-	0.00
	3	PARK Hyun-Dong	5	16	3	8	28	39	0.19
	4	LEE Jun-Hmm	5	16	-	-	-	-	0.00
	5	KIM Bong-Ju	5	16	-	-	-	-	0.00
	6	KANG Duck-Chan	5	16	4	3	29	36	0.25
	7	JEON Seon-Ju	5	16	-	3	13	16	0.00
	8	KIM Sung-Hoon	5	16	2	8	38	48	0.13
	9	SEO Gu-Hwaun	5	16	1	2	20	23	0.06
	10	BACK Young-Kil	5	16	1	3	19	23	0.06
	11	NA Myung-Jong	5	16	2	1	37	40	0.13
	12	MOON Kyoung-Rok	5	16	-	-	-	-	0.00
Team Totals		5	16	20	35	233	288	1.25	

Team	Opponent Errors & Team Faults	114	43
------	-------------------------------	-----	----

Legend:

Succ	Successes	Cont	Continues	Succ %	Success %	Avg	Average per set	MP	Matches Played
SP	Team Sets Played								

## KOR · Korea

After 5 Matches

Non-Scoring Diggers	No	Name	MP	SP	Exc	Faults	Cont	Total	Avg
	1	YOON Chul-Ho	5	16	32	11	26	69	2.00
	2	PARK Woo-Sung	5	16	-	1	1	2	0.00
	3	PARK Hyun-Dong	5	16	14	13	18	45	0.88
	4	LEE Jun-Hmm	5	16	-	3	4	7	0.00
	5	KIM Bong-Ju	5	16	41	17	19	77	2.56
	6	KANG Duck-Chan	5	16	18	12	12	42	1.13
	7	JEON Seon-Ju	5	16	5	2	8	15	0.31
	8	KIM Sung-Hoon	5	16	6	4	8	18	0.38
	9	SEO Gu-Hwaun	5	16	4	1	1	6	0.25
	10	BACK Young-Kil	5	16	7	6	6	19	0.44
	11	NA Myung-Jong	5	16	23	9	21	53	1.44
	12	MOON Kyoung-Rok	5	16	-	1	1	2	0.00
Team Totals		5	16	150	80	125	355	9.38	

Non-Scoring Setters	No	Name	MP	SP	Exc	Faults	Cont	Total	Avg
	1	YOON Chul-Ho	5	16	31	2	66	99	1.94
	2	PARK Woo-Sung	5	16	-	-	1	1	0.00
	3	PARK Hyun-Dong	5	16	14	1	32	47	0.88
	4	LEE Jun-Hmm	5	16	-	-	4	4	0.00
	5	KIM Bong-Ju	5	16	9	-	24	33	0.56
	6	KANG Duck-Chan	5	16	10	1	41	52	0.63
	7	JEON Seon-Ju	5	16	3	-	7	10	0.19
	8	KIM Sung-Hoon	5	16	8	2	21	31	0.50
	9	SEO Gu-Hwaun	5	16	6	-	9	15	0.38
	10	BACK Young-Kil	5	16	2	-	8	10	0.13
	11	NA Myung-Jong	5	16	11	1	49	61	0.69
	12	MOON Kyoung-Rok	5	16	-	-	-	-	0.00
Team Totals		5	16	94	7	263	364	5.88	

Non-Scoring Receivers	No	Name	MP	SP	Exc	Faults	Cont	Total	Eff %
	1	YOON Chul-Ho	5	16	34	-	22	56	60.71
	2	PARK Woo-Sung	5	16	-	-	2	2	0.00
	3	PARK Hyun-Dong	5	16	21	6	18	45	33.33
	4	LEE Jun-Hmm	5	16	6	-	-	6	100.0
	5	KIM Bong-Ju	5	16	40	3	32	75	49.33
	6	KANG Duck-Chan	5	16	28	3	16	47	53.19
	7	JEON Seon-Ju	5	16	1	2	1	4	-25.0
	8	KIM Sung-Hoon	5	16	1	-	2	3	33.33
	9	SEO Gu-Hwaun	5	16	6	5	1	12	8.33
	10	BACK Young-Kil	5	16	-	3	3	6	-50.0
	11	NA Myung-Jong	5	16	20	3	21	44	38.64
	12	MOON Kyoung-Rok	5	16	1	-	2	3	33.33
Team Totals		5	16	158	25	120	303	43.89	

Legend:

Exc	Excellent	Cont	Continues	Eff %	Efficiency %	Avg	Average per set	MP	Matches Played
SP	Team Sets Played								



PRNVS00000105.00073 00102414:02V01P

Match No: 27  
Start Time: 13:30

IRI vs HUN  
1 vs 0

Spectators:

Team	Sets	1	2	3	4	5	Total
IRI	1	25	0				25
HUN	0	15	0				15
	Minutes	0					0

Referees: ANDERSSON Mats (SWE) & GIUGNI Stephen (AUS)

IRI Islamic Republic of Iran								HUN Hungary							
No	Name	1	2	3	4	5	Pts	No	Name	1	2	3	4	5	Pts
1	ESHAGHI Ali							1	LOCSEI Sandor	■					1
2	RAHIMI Mohammadreza	■					1	2	SZIGEDI Laszlo						
3	PEIDAYESH Reza							3	SZABO Laszlo						
4	KASHFIA Ali							4	GAL Janos						
5	SOLEIMANI Majid	■					4	5	PERES Janos						
6	GOLKAR AZGHANDI Ali	■						6	KEKECS Miklos	■					3
7	L ASHOURI Farshid	L						7	DOMOKOS Andras	■					1
8	EIMERI Jalil	■					5	8	STIRCZER Jozsef	■					
9	ZIRAH I Isa							9	L KOVACS Laszlo	L					
10	FIROUZI Parviz	■					6	10	SZECSENYI Lajos						
11	SALAVATIAN Aliakbar	■					2	14	MANYAK Attila	■					5
12	BEHRAVAN Hojat							15	MAKAROVSKI Sandor	■					
Head Coach: REZAEIGARKANI Hadi								Head Coach: BALOGH Istvan							
Assistant: DAVALLOO Abdol Jabbar								Assistant:							

## TEAM AND PLAYER PERFORMANCES

Won	Total Atts	No	Name	Scoring Skills	Won	Total Atts	No	Name	
12	38	Total Team		Attack	7	27	Total Team		
5	7	10	FIROUZI Parviz		4	11	14	MANYAK Attila	
3	8	8	EIMERI Jalil		2	5	6	KEKECS Miklos	
2	9	5	SOLEIMANI Majid		1	2	7	DOMOKOS Andras	
3	11	Total Team		Block	2	19	Total Team		
2	2	8	EIMERI Jalil		1	3	6	KEKECS Miklos	
1	3	10	FIROUZI Parviz		1	4	14	MANYAK Attila	
3	24	Total Team		Serve	1	16	Total Team		
2	5	5	SOLEIMANI Majid		1	5	1	LOCSEI Sandor	
1	8	11	SALAVATIAN Aliakbar	Opp Error	5		Total Team		
7		Total Team			Total	15	62	Total Team	
25	73	Total Team			Best Scorer	5	5	14	MANYAK Attila
6	6	10	FIROUZI Parviz						

Jury President:

Signature:

### Legend:

■ Starting line-up      ▬ Substitute      nn Team Captain      L Substitute libero  
Pts Points scored      L Libero Player      Opp Opponent      Atts Attempts

PRNVS00000106.00083 00102414:02V01P

Match No 27  
Start Time: 13:30

IRI vs HUN  
1 0

Spectators:

Team	Sets	1	2	3	4	5	Total
IRI	1	25	0				25
HUN	0	15	0				15
	Minutes	0					0

## IRI - Islamic Republic of Iran

Scoring Attackers		Rk	No	Name	Succ	Faults	Cont	Total	Succ %
		1	10	FIROUZI Parviz	5	2	-	7	71.43
		2	8	EIMERI Jalil	3	-	5	8	37.50
		3	5	SOLEIMANI Majid	2	2	5	9	22.22
		6		GOLKAR AZGHANDI Ali	-	1	5	6	
		2		RAHIMI Mohammadreza	1	2	1	4	
		11		SALAVATIAN Aliakbar	1	-	3	4	
		7		ASHOURI Farshid	-	-	-	-	
		12		BEHRAVAN Hojat	-	-	-	-	
		1		ESHAGHI Ali	-	-	-	-	
		4		KASHFIA Ali	-	-	-	-	
		3		PEIDAYESH Reza	-	-	-	-	
		9		ZIRAH I Isa	-	-	-	-	
Limit 15.00%	Total Team				12	7	19	38	31.58

Scoring Blockers		Rk	No	Name	Succ	Faults	Cont	Total	Avg
		1	8	EIMERI Jalil	2	-	-	2	2.00
		2	10	FIROUZI Parviz	1	1	1	3	1.00
		3	6	GOLKAR AZGHANDI Ali	-	-	4	4	0.00
		11		SALAVATIAN Aliakbar	-	1	-	1	0.00
		5		SOLEIMANI Majid	-	-	1	1	0.00
		7		ASHOURI Farshid	-	-	-	-	
		12		BEHRAVAN Hojat	-	-	-	-	
		1		ESHAGHI Ali	-	-	-	-	
		4		KASHFIA Ali	-	-	-	-	
		3		PEIDAYESH Reza	-	-	-	-	
	2		RAHIMI Mohammadreza	-	-	-	-		
	9		ZIRAH I Isa	-	-	-	-		
Total Team				3	2	6	11	3.00	

Scoring Servers		Rk	No	Name	Succ	Faults	Cont	Total	Avg
		1	5	SOLEIMANI Majid	2	-	3	5	2.00
		2	11	SALAVATIAN Aliakbar	1	-	7	8	1.00
		3	6	GOLKAR AZGHANDI Ali	-	-	5	5	0.00
		10		FIROUZI Parviz	-	-	3	3	0.00
		8		EIMERI Jalil	-	-	2	2	0.00
		2		RAHIMI Mohammadreza	-	-	1	1	0.00
		7		ASHOURI Farshid	-	-	-	-	
		12		BEHRAVAN Hojat	-	-	-	-	
		1		ESHAGHI Ali	-	-	-	-	
		4		KASHFIA Ali	-	-	-	-	
		3		PEIDAYESH Reza	-	-	-	-	
		9		ZIRAH I Isa	-	-	-	-	
Total Team				3	-	21	24	3.00	

Team	Opponent Errors & Team Faults	7	3
------	-------------------------------	---	---

Legend:									
Rk	Rank	Succ	Successes	Cont	Continues	Succ %	Success %	Avg	Average per set

Match No 27  
Start Time: 13:30


IRI vs HUN  
1 0


Spectators:

Team	Sets	1	2	3	4	5	Total
IRI	1	25	0				25
HUN	0	15	0				15
	Minutes	0					0

## IRI - Islamic Republic of Iran

Non-Scoring Diggers		Rk	No	Name	Exc	Faults	Cont	Total	Avg
		1	6	GOLKAR AZGHANDI Ali	8	-	-	8	8.00
		2	8	EIMERI Jalil	5	-	-	5	5.00
		3	10	FIROUZI Parviz	4	-	-	4	4.00
		4	11	SALAVATIAN Aliakbar	3	-	-	3	3.00
		5	5	SOLEIMANI Majid	2	1	-	3	2.00
			2	RAHIMI Mohammadreza	2	-	-	2	2.00
		7	7	ASHOURI Farshid	-	1	-	1	0.00
		12		BEHRAVAN Hojat	-	-	-	-	
		1		ESHAGHI Ali	-	-	-	-	
		4		KASHFIA Ali	-	-	-	-	
		3		PEIDAYESH Reza	-	-	-	-	
		9		ZIRAH I Isa	-	-	-	-	
Total Team					24	2	-	26	24.00

Non-Scoring Setters		Rk	No	Name	Exc	Faults	Cont	Total	Avg
		1	6	GOLKAR AZGHANDI Ali	4	-	2	6	4.00
		2	2	RAHIMI Mohammadreza	2	-	11	13	2.00
		3	11	SALAVATIAN Aliakbar	1	-	7	8	1.00
			8	EIMERI Jalil	1	-	3	4	1.00
		5	5	SOLEIMANI Majid	-	-	2	2	0.00
		7		ASHOURI Farshid	-	-	-	-	
		12		BEHRAVAN Hojat	-	-	-	-	
		1		ESHAGHI Ali	-	-	-	-	
		10		FIROUZI Parviz	-	-	-	-	
		4		KASHFIA Ali	-	-	-	-	
	3		PEIDAYESH Reza	-	-	-	-		
	9		ZIRAH I Isa	-	-	-	-		
Total Team					8	-	25	33	8.00

Non-Scoring Receivers		Rk	No	Name	Exc	Faults	Cont	Total	Eff %
		1	2	RAHIMI Mohammadreza	4	-	-	4	100.0
		2	10	FIROUZI Parviz	3	1	-	4	50.00
		7		ASHOURI Farshid	2	-	1	3	
		6		GOLKAR AZGHANDI Ali	1	-	-	1	
		11		SALAVATIAN Aliakbar	1	-	-	1	
		5		SOLEIMANI Majid	-	-	1	1	
		12		BEHRAVAN Hojat	-	-	-	-	
		8		EIMERI Jalil	-	-	-	-	
		1		ESHAGHI Ali	-	-	-	-	
		4		KASHFIA Ali	-	-	-	-	
	3		PEIDAYESH Reza	-	-	-	-		
	9		ZIRAH I Isa	-	-	-	-		
Total Team					11	1	2	14	71.43

Limit

25.00%

Legend:									
Rk	Rank	Exc	Excellent	Cont	Continues	Eff %	Efficiency %	Avg	Average per set

**PARTIAL**

Match No 27  
Start Time: 13:30

IRI vs HUN  
1 0

Spectators:

Team	Sets	1	2	3	4	5	Total
IRI	1	25	0				25
HUN	0	15	0				15
	Minutes	0					0

## HUN · Hungary

Scoring Attackers		Rk	No	Name	Succ	Faults	Cont	Total	Succ %
	1	6	KEKECS Miklos	2	2	1	5	40.00	
	2	14	MANYAK Attila	4	2	5	11	36.36	
		1	LOCSEI Sandor	-	3	2	5		
		7	DOMOKOS Andras	1	-	1	2		
		15	MAKAROVSZKI Sandor	-	-	2	2		
		8	STIRCZER Jozsef	-	1	1	2		
		4	GAL Janos	-	-	-	-		
		9	KOVACS Laszlo	-	-	-	-		
		5	PERES Janos	-	-	-	-		
		3	SZABO Laszlo	-	-	-	-		
		10	SZECSENYI Lajos	-	-	-	-		
		2	SZIGEDI Laszlo	-	-	-	-		
Limit 15.00%	Total Team			7	8	12	27	25.93	

Scoring Blockers		Rk	No	Name	Succ	Faults	Cont	Total	Avg
	1	14	MANYAK Attila	1	1	2	4	1.00	
		6	KEKECS Miklos	1	-	2	3	1.00	
	3	15	MAKAROVSZKI Sandor	-	2	5	7	0.00	
		1	LOCSEI Sandor	-	3	-	3	0.00	
		7	DOMOKOS Andras	-	1	1	2	0.00	
		4	GAL Janos	-	-	-	-		
		9	KOVACS Laszlo	-	-	-	-		
		5	PERES Janos	-	-	-	-		
		8	STIRCZER Jozsef	-	-	-	-		
		3	SZABO Laszlo	-	-	-	-		
		10	SZECSENYI Lajos	-	-	-	-		
		2	SZIGEDI Laszlo	-	-	-	-		
Total Team				2	7	10	19	2.00	

Scoring Servers		Rk	No	Name	Succ	Faults	Cont	Total	Avg
	1	1	LOCSEI Sandor	1	-	4	5	1.00	
	2	7	DOMOKOS Andras	-	1	2	3	0.00	
		8	STIRCZER Jozsef	-	-	3	3	0.00	
		15	MAKAROVSZKI Sandor	-	-	2	2	0.00	
		14	MANYAK Attila	-	-	2	2	0.00	
		6	KEKECS Miklos	-	-	1	1	0.00	
		4	GAL Janos	-	-	-	-		
		9	KOVACS Laszlo	-	-	-	-		
		5	PERES Janos	-	-	-	-		
		3	SZABO Laszlo	-	-	-	-		
		10	SZECSENYI Lajos	-	-	-	-		
		2	SZIGEDI Laszlo	-	-	-	-		
Total Team				1	1	14	16	1.00	

Team	Opponent Errors & Team Faults	5	4

Legend:									
Rk	Rank	Succ	Successes	Cont	Continues	Succ %	Success %	Avg	Average per set

Match No 27  
Start Time: 13:30

IRI vs HUN  
1 0

Spectators:

Team	Sets	1	2	3	4	5	Total
IRI	1	25	0				25
HUN	0	15	0				15
	Minutes	0					0

## HUN · Hungary

Non-Scoring Diggers		Rk	No	Name	Exc	Faults	Cont	Total	Avg	
		1	9	KOVACS Laszlo	4	-	1	5	4.00	
		2	6	KEKECS Miklos	3	1	3	7	3.00	
			8	STIRCZER Jozsef	3	-	1	4	3.00	
		4	14	MANYAK Attila	2	-	2	4	2.00	
			1	LOCSEI Sandor	2	1	-	3	2.00	
		6	7	DOMOKOS Andras	1	-	-	1	1.00	
		7	15	MAKAROVSZKI Sandor	-	1	1	2	0.00	
			4	GAL Janos	-	-	-	-		
			5	PERES Janos	-	-	-	-		
			3	SZABO Laszlo	-	-	-	-		
			10	SZECSENYI Lajos	-	-	-	-		
			2	SZIGEDI Laszlo	-	-	-	-		
	Total Team					15	3	8	26	15.00

Non-Scoring Setters		Rk	No	Name	Exc	Faults	Cont	Total	Avg
		1	6	KEKECS Miklos	1	-	3	4	1.00
			8	STIRCZER Jozsef	1	-	3	4	1.00
		3	7	DOMOKOS Andras	-	-	10	10	0.00
			15	MAKAROVSZKI Sandor	-	-	6	6	0.00
			14	MANYAK Attila	-	-	2	2	0.00
			1	LOCSEI Sandor	-	-	1	1	0.00
			4	GAL Janos	-	-	-	-	
			9	KOVACS Laszlo	-	-	-	-	
			5	PERES Janos	-	-	-	-	
			3	SZABO Laszlo	-	-	-	-	
			10	SZECSENYI Lajos	-	-	-	-	
			2	SZIGEDI Laszlo	-	-	-	-	
Total Team					2	-	25	27	2.00

Non-Scoring Receivers		Rk	No	Name	Exc	Faults	Cont	Total	Eff %
		1	15	MAKAROVSZKI Sandor	3	-	2	5	60.00
			6	KEKECS Miklos	1	1	2	4	
			9	KOVACS Laszlo	1	1	2	4	
			8	STIRCZER Jozsef	1	-	2	3	
			14	MANYAK Attila	1	-	1	2	
			7	DOMOKOS Andras	-	-	1	1	
			1	LOCSEI Sandor	1	-	-	1	
			4	GAL Janos	-	-	-	-	
			5	PERES Janos	-	-	-	-	
			3	SZABO Laszlo	-	-	-	-	
			10	SZECSENYI Lajos	-	-	-	-	
			2	SZIGEDI Laszlo	-	-	-	-	
	Total Team					8	2	10	20

Limit

25.00%

Legend:

Rk Rank Exc Excellent Cont Continues Eff % Efficiency % Avg Average per set

PRNVS00000107.00073 00102414:24V01U



TUE 24 OCT 2000

P2

PAVILION 3

Match No: 27  
Start Time: 13:30

IRI vs HUN  
2 vs 0

Spectators:

Team	Sets	1	2	3	4	5	Total
IRI	2	25	25	0			50
HUN	0	15	18	0			33
	Minutes	18	19				37

Referees: ANDERSSON Mats (SWE) & GIUGNI Stephen (AUS)

IRI Islamic Republic of Iran							HUN Hungary								
No	Name	1	2	3	4	5	Pts	No	Name	1	2	3	4	5	Pts
1	ESHAGHI Ali							1	LOCSEI Sandor	■	■				2
2	RAHIMI Mohammadreza	■	■				2	2 SZIGEDI Laszlo		┌					
3	PEIDAYESH Reza			┌			1	3 SZABO Laszlo			┌				
4	KASHFIA Ali							4 GAL Janos							
5	SOLEIMANI Majid	■	■				5	5 PERES Janos							
6	GOLKAR AZGHANDI Ali	■	■				6	6 KEKECS Miklos	■	■				5	
7	L ASHOURI Farshid	L	L					7 DOMOKOS Andras	■	■				1	
8	EIMERI Jalil	■	■				9	8 STIRCZER Jozsef	■	■					
9	ZIRAH I Isa							9 L KOVACS Laszlo	L	L					
10	FIROUZI Parviz	■	■				12	10 SZECSENYI Lajos							
11	SALAVATIAN Aliakbar	■	■				4	14 MANYAK Attila	■	■				7	
12	BEHRAVAN Hojat							15 MAKAROVSKI Sandor	■	■				4	
<b>Head Coach:</b> REZAEIGARKANI Hadi							<b>Head Coach:</b> BALOGH Istvan								
<b>Assistant:</b> DAVALLOO Abdol Jabbar							<b>Assistant:</b>								

## TEAM AND PLAYER PERFORMANCES

Won	Total Atts	No	Name	Scoring Skills	Won	Total Atts	No	Name
28	91	<b>Total Team</b>		<b>Attack</b>	10	50	<b>Total Team</b>	
10	26	10	FIROUZI Parviz		6	21	14	MANYAK Attila
6	15	8	EIMERI Jalil		3	9	6	KEKECS Miklos
4	18	6	GOLKAR AZGHANDI Ali		1	2	7	DOMOKOS Andras
5	22	<b>Total Team</b>		<b>Block</b>	7	48	<b>Total Team</b>	
3	4	8	EIMERI Jalil		3	15	15	MAKAROVSKI Sandor
2	7	10	FIROUZI Parviz		2	10	6	KEKECS Miklos
6	49	<b>Total Team</b>		<b>Serve</b>	1	4	1	LOCSEI Sandor
2	9	5	SOLEIMANI Majid		2	34	<b>Total Team</b>	
2	13	6	GOLKAR AZGHANDI Ali		1	5	1	LOCSEI Sandor
2	18	11	SALAVATIAN Aliakbar	1	4	15	MAKAROVSKI Sandor	
11		<b>Total Team</b>		<b>Opp Error</b>	14		<b>Total Team</b>	
50	162	<b>Total Team</b>		<b>Total</b>	33	132	<b>Total Team</b>	
12	12	10	FIROUZI Parviz	<b>Best Scorer</b>	7	7	14	MANYAK Attila

### Legend:

■ Starting line-up      ┌ Substitute      nn Team Captain      ┌ Substitute libero  
 Pts Points scored      L Libero Player      Opp Opponent      Atts Attempts

PROVISIONAL

PRNVS00000108.00083 00102414:33V01U

Match No 27  
Start Time: 13:30


IRI vs HUN  
2 vs 0

Spectators:

Team	Sets	1	2	3	4	5	Total
IRI	2	25	25	9			59
HUN	0	15	18	5			38
	Minutes	18	19				37

## IRI - Islamic Republic of Iran

Scoring Attackers		Rk	No	Name	Succ	Faults	Cont	Total	Succ %
	1	10	FIROUZI Parviz	11	7	11	29	37.93	
	2	6	GOLKAR AZGHANDI Ali	5	5	13	23	21.74	
		8	EIMERI Jalil	6	-	9	15		
		5	SOLEIMANI Majid	3	4	5	12		
		11	SALAVATIAN Aliakbar	2	-	8	10		
		3	PEIDAYESH Reza	4	3	1	8		
		2	RAHIMI Mohammadreza	2	3	3	8		
		12	BEHRAVAN Hojat	1	-	-	1		
		7	ASHOURI Farshid	-	-	-	-		
		1	ESHAGHI Ali	-	-	-	-		
		4	KASHFIA Ali	-	-	-	-		
		9	ZIRAH I Isa	-	-	-	-		
Limit 15.00%	Total Team			34	22	50	106	32.08	

Scoring Blockers		Rk	No	Name	Succ	Faults	Cont	Total	Avg
	1	8	EIMERI Jalil	3	-	1	4	1.50	
	2	10	FIROUZI Parviz	2	2	4	8	1.00	
	3	6	GOLKAR AZGHANDI Ali	-	-	7	7	0.00	
		11	SALAVATIAN Aliakbar	-	2	1	3	0.00	
		5	SOLEIMANI Majid	-	-	1	1	0.00	
		7	ASHOURI Farshid	-	-	-	-		
		12	BEHRAVAN Hojat	-	-	-	-		
		1	ESHAGHI Ali	-	-	-	-		
		4	KASHFIA Ali	-	-	-	-		
		3	PEIDAYESH Reza	-	-	-	-		
		2	RAHIMI Mohammadreza	-	-	-	-		
		9	ZIRAH I Isa	-	-	-	-		
Total Team			5	4	14	23	2.50		

Scoring Servers		Rk	No	Name	Succ	Faults	Cont	Total	Avg
	1	6	GOLKAR AZGHANDI Ali	4	-	11	15	2.00	
	2	5	SOLEIMANI Majid	3	-	11	14	1.50	
	3	11	SALAVATIAN Aliakbar	2	1	15	18	1.00	
	4	10	FIROUZI Parviz	-	-	4	4	0.00	
		8	EIMERI Jalil	-	-	3	3	0.00	
		2	RAHIMI Mohammadreza	-	-	2	2	0.00	
		3	PEIDAYESH Reza	-	-	1	1	0.00	
		7	ASHOURI Farshid	-	-	-	-		
		12	BEHRAVAN Hojat	-	-	-	-		
		1	ESHAGHI Ali	-	-	-	-		
		4	KASHFIA Ali	-	-	-	-		
		9	ZIRAH I Isa	-	-	-	-		
Total Team			9	1	47	57	4.50		

Team	Opponent Errors & Team Faults	11	3

Legend:									
Rk	Rank	Succ	Successes	Cont	Continues	Succ %	Success %	Avg	Average per set

PROVISIONAL


Match No 27  
Start Time: 13:30


IRI vs HUN  
2 vs 0


Spectators:

Team	Sets	1	2	3	4	5	Total
IRI	2	25	25	9			59
HUN	0	15	18	5			38
	Minutes	18	19				37

## IRI - Islamic Republic of Iran

Non-Scoring Diggers		Rk	No	Name	Exc	Faults	Cont	Total	Avg
		1	6	GOLKAR AZGHANDI Ali	13	1	-	14	6.50
		2	8	EIMERI Jalil	11	1	1	13	5.50
		3	10	FIROUZI Parviz	9	1	1	11	4.50
			5	SOLEIMANI Majid	9	1	-	10	4.50
		5	2	RAHIMI Mohammadreza	8	-	-	8	4.00
		6	11	SALAVATIAN Aliakbar	4	-	-	4	2.00
		7	7	ASHOURI Farshid	2	1	1	4	1.00
		3		PEIDAYESH Reza	2	-	-	2	1.00
		12		BEHRAVAN Hojat	-	-	-	-	-
		1		ESHAGHI Ali	-	-	-	-	-
		4		KASHFIA Ali	-	-	-	-	-
		9		ZIRAH I Isa	-	-	-	-	-
Total Team					58	5	3	66	29.00

Non-Scoring Setters		Rk	No	Name	Exc	Faults	Cont	Total	Avg
		1	6	GOLKAR AZGHANDI Ali	10	-	10	20	5.00
		2	8	EIMERI Jalil	5	-	13	18	2.50
			11	SALAVATIAN Aliakbar	5	-	9	14	2.50
		4	2	RAHIMI Mohammadreza	4	-	21	25	2.00
		5	5	SOLEIMANI Majid	-	-	6	6	0.00
			10	FIROUZI Parviz	-	1	1	2	0.00
			3	PEIDAYESH Reza	-	-	1	1	0.00
			7	ASHOURI Farshid	-	-	-	-	-
		12		BEHRAVAN Hojat	-	-	-	-	-
		1		ESHAGHI Ali	-	-	-	-	-
		4		KASHFIA Ali	-	-	-	-	-
		9		ZIRAH I Isa	-	-	-	-	-
Total Team					24	1	61	86	12.00

Non-Scoring Receivers		Rk	No	Name	Exc	Faults	Cont	Total	Eff %
			2	RAHIMI Mohammadreza	7	-	-	7	
			5	SOLEIMANI Majid	5	-	2	7	
			8	EIMERI Jalil	5	1	-	6	
			10	FIROUZI Parviz	4	1	1	6	
			11	SALAVATIAN Aliakbar	4	-	1	5	
			7	ASHOURI Farshid	3	-	1	4	
			6	GOLKAR AZGHANDI Ali	2	-	-	2	
			12	BEHRAVAN Hojat	-	-	-	-	
			1	ESHAGHI Ali	-	-	-	-	
			4	KASHFIA Ali	-	-	-	-	
			3	PEIDAYESH Reza	-	-	-	-	
			9	ZIRAH I Isa	-	-	-	-	
Total Team					30	2	5	37	75.68

Limit

25.00%

Legend:

Rk Rank      Exc Excellent      Cont Continues      Eff % Efficiency %      Avg Average per set

PROVISIONAL

Match No 27  
Start Time: 13:30

IRI vs HUN  
2 vs 0

Spectators:

Team	Sets	1	2	3	4	5	Total
IRI	2	25	25	9			59
HUN	0	15	18	5			38
	Minutes	18	19				37

## HUN · Hungary

Scoring Attackers		Rk	No	Name	Succ	Faults	Cont	Total	Succ %
		1	6	KEKECS Miklos	3	3	3	9	33.33
		2	14	MANYAK Attila	7	3	13	23	30.43
			1	LOCSEI Sandor	-	3	3	6	
			15	MAKAROVSZKI Sandor	-	-	5	5	
			8	STIRCZER Jozsef	-	1	4	5	
			7	DOMOKOS Andras	1	-	1	2	
			2	SZIGEDI Laszlo	-	2	-	2	
			4	GAL Janos	-	-	-	-	
			9	KOVACS Laszlo	-	-	-	-	
			5	PERES Janos	-	-	-	-	
Limit		3	SZABO Laszlo	-	-	-	-		
15.00%		10	SZECSENYI Lajos	-	-	-	-		
Total Team					11	12	29	52	21.15

Scoring Blockers		Rk	No	Name	Succ	Faults	Cont	Total	Avg
		1	15	MAKAROVSZKI Sandor	4	5	11	20	2.00
		2	14	MANYAK Attila	2	5	7	14	1.00
			6	KEKECS Miklos	2	2	6	10	1.00
		4	1	LOCSEI Sandor	1	3	-	4	0.50
			10	SZECSENYI Lajos	1	-	-	1	0.50
		6	7	DOMOKOS Andras	-	2	2	4	0.00
			2	SZIGEDI Laszlo	-	1	3	4	0.00
			8	STIRCZER Jozsef	-	1	1	2	0.00
			4	GAL Janos	-	-	-	-	
			9	KOVACS Laszlo	-	-	-	-	
		5	PERES Janos	-	-	-	-		
		3	SZABO Laszlo	-	-	-	-		
Total Team					10	19	30	59	5.00

Scoring Servers		Rk	No	Name	Succ	Faults	Cont	Total	Avg
		1	1	LOCSEI Sandor	1	-	4	5	0.50
			15	MAKAROVSZKI Sandor	1	-	3	4	0.50
		3	7	DOMOKOS Andras	-	1	8	9	0.00
			6	KEKECS Miklos	-	-	9	9	0.00
			14	MANYAK Attila	-	-	7	7	0.00
			8	STIRCZER Jozsef	-	-	5	5	0.00
			2	SZIGEDI Laszlo	-	-	1	1	0.00
			4	GAL Janos	-	-	-	-	
			9	KOVACS Laszlo	-	-	-	-	
			5	PERES Janos	-	-	-	-	
		3	SZABO Laszlo	-	-	-	-		
		10	SZECSENYI Lajos	-	-	-	-		
Total Team					2	1	37	40	1.00

Team	Opponent Errors & Team Faults	15	9
------	-------------------------------	----	---

Legend:									
Rk	Rank	Succ	Successes	Cont	Continues	Succ %	Success %	Avg	Average per set

PROVISIONAL

Match No 27  
Start Time: 13:30

IRI vs HUN  
2 vs 0


Spectators:

Team	Sets	1	2	3	4	5	Total
IRI	2	25	25	9			59
HUN	0	15	18	5			38
	Minutes	18	19				37

## HUN · Hungary

Non-Scoring Diggers		Rk	No	Name	Exc	Faults	Cont	Total	Avg
	1	9	KOVACS Laszlo	8	-	6	14	4.00	
	2	8	STIRCZER Jozsef	7	3	6	16	3.50	
	3	6	KEKECS Miklos	4	1	6	11	2.00	
		14	MANYAK Attila	4	1	3	8	2.00	
	5	15	MAKAROVSKZI Sandor	2	3	4	9	1.00	
		1	LOCSEI Sandor	2	1	-	3	1.00	
	7	3	SZABO Laszlo	1	1	1	3	0.50	
		7	DOMOKOS Andras	1	1	-	2	0.50	
		4	GAL Janos	-	-	-	-	-	
		5	PERES Janos	-	-	-	-	-	
		10	SZECSENYI Lajos	-	-	-	-	-	
		2	SZIGEDI Laszlo	-	-	-	-	-	
Total Team				29	11	26	66	14.50	

Non-Scoring Setters		Rk	No	Name	Exc	Faults	Cont	Total	Avg
	1	7	DOMOKOS Andras	2	-	13	15	1.00	
	2	6	KEKECS Miklos	1	1	6	8	0.50	
		15	MAKAROVSKZI Sandor	1	-	6	7	0.50	
		8	STIRCZER Jozsef	1	-	6	7	0.50	
		9	KOVACS Laszlo	1	-	-	1	0.50	
	6	1	LOCSEI Sandor	-	-	5	5	0.00	
		14	MANYAK Attila	-	-	4	4	0.00	
		10	SZECSENYI Lajos	-	-	1	1	0.00	
		4	GAL Janos	-	-	-	-	-	
		5	PERES Janos	-	-	-	-	-	
		3	SZABO Laszlo	-	-	-	-	-	
		2	SZIGEDI Laszlo	-	-	-	-	-	
Total Team				6	1	41	48	3.00	

Non-Scoring Receivers		Rk	No	Name	Exc	Faults	Cont	Total	Eff %
	1	9	KOVACS Laszlo	5	2	3	10	30.00	
		15	MAKAROVSKZI Sandor	3	3	7	13		
		6	KEKECS Miklos	2	1	3	6		
		8	STIRCZER Jozsef	3	-	3	6		
		14	MANYAK Attila	1	-	1	2		
		7	DOMOKOS Andras	-	-	1	1		
		1	LOCSEI Sandor	1	-	-	1		
		3	SZABO Laszlo	1	-	-	1		
		4	GAL Janos	-	-	-	-		
		5	PERES Janos	-	-	-	-		
		10	SZECSENYI Lajos	-	-	-	-		
		2	SZIGEDI Laszlo	-	-	-	-		
Total Team				16	6	18	40	25.00	

Limit

25.00%

Legend:

Rk Rank      Exc Excellent      Cont Continues      Eff % Efficiency %      Avg Average per set

PROVISIONAL

PRNVS00000109.00073 00102414:33V01U

Match No: 27  
Start Time: 13:30

IRI vs HUN  
2 vs 0

Spectators:

Team	Sets	1	2	3	4	5	Total
IRI	2	25	25	8			58
HUN	0	15	18	5			38
	Minutes	18	19				37

Referees: ANDERSSON Mats (SWE) & GIUGNI Stephen (AUS)

IRI Islamic Republic of Iran							HUN Hungary								
No	Name	1	2	3	4	5	Pts	No	Name	1	2	3	4	5	Pts
1	ESHAGHI Ali							1	LOCSEI Sandor	■	■				2
2	RAHIMI Mohammadreza	■	■	■			2	2 SZIGEDI Laszlo		┌					
3	PEIDAYESH Reza			┌	■		4	3 SZABO Laszlo			┌				
4	KASHFIA Ali							4 GAL Janos							
5	SOLEIMANI Majid	■	■	■			6	5 PERES Janos							
6	GOLKAR AZGHANDI Ali	■	■	■			8	6 KEKECS Miklos	■	■	■			5	
7	L ASHOURI Farshid	L	L	L				7 DOMOKOS Andras	■	■	■			1	
8	EIMERI Jalil	■	■	■			9	8 STIRCZER Jozsef	■	■	■				
9	ZIRAH I Isa							9 L KOVACS Laszlo	L	L	L				
10	FIROUZI Parviz	■	■	■			13	10 SZECSENYI Lajos				■		1	
11	SALAVATIAN Aliakbar	■	■				4	14 MANYAK Attila	■	■	■			9	
12	BEHRAVAN Hojat				┌		1	15 MAKAROVSKI Sandor	■	■	■			5	
<b>Head Coach:</b> REZAEIGARKANI Hadi							<b>Head Coach:</b> BALOGH Istvan								
<b>Assistant:</b> DAVALLOO Abdol Jabbar							<b>Assistant:</b>								

## TEAM AND PLAYER PERFORMANCES

Won	Total Atts	No	Name	Scoring Skills	Won	Total Atts	No	Name
34	106	<b>Total Team</b>		<b>Attack</b>	11	52	<b>Total Team</b>	
11	29	10	FIROUZI Parviz		7	23	14	MANYAK Attila
6	15	8	EIMERI Jalil		3	9	6	KEKECS Miklos
5	23	6	GOLKAR AZGHANDI Ali		1	2	7	DOMOKOS Andras
5	23	<b>Total Team</b>		<b>Block</b>	10	59	<b>Total Team</b>	
3	4	8	EIMERI Jalil		4	20	15	MAKAROVSKI Sandor
2	8	10	FIROUZI Parviz		2	10	6	KEKECS Miklos
8	56	<b>Total Team</b>		<b>Serve</b>	2	40	<b>Total Team</b>	
3	14	5	SOLEIMANI Majid		1	5	1	LOCSEI Sandor
3	14	6	GOLKAR AZGHANDI Ali		1	4	15	MAKAROVSKI Sandor
2	18	11	SALAVATIAN Aliakbar	<b>Opp Error</b>	15		<b>Total Team</b>	
11		<b>Total Team</b>			38	151	<b>Total Team</b>	
58	185	<b>Total Team</b>		<b>Total</b>	9	9	14	MANYAK Attila
13	13	10	FIROUZI Parviz		<b>Best Scorer</b>			

Jury President:

Signature:

### Legend:

■ Starting line-up      ┌ Substitute      nn Team Captain      ┌ Substitute libero  
Pts Points scored      L Libero Player      Opp Opponent      Atts Attempts

PROVISIONAL



PRNVS0000010A.00073 00102414:45V010

Match No: 27  
Start Time: 13:30

IRI vs HUN  
3 vs 0

Spectators: 1760

Team	Sets	1	2	3	Total
IRI	3	25	25	25	75
HUN	0	15	18	15	48
	Minutes	18	19	18	55

Referees: ANDERSSON Mats (SWE) & GIUGNI Stephen (AUS)

IRI Islamic Republic of Iran							HUN Hungary								
No	Name	1	2	3	4	5	Pts	No	Name	1	2	3	4	5	Pts
1	ESHAGHI Ali							1	LOCSEI Sandor	■	■				2
2	RAHIMI Mohammadreza	■	■	■			2	2	SZIGEDI Laszlo						
3	PEIDAYESH Reza			■			8	3	SZABO Laszlo						
4	KASHFIA Ali				■		1	4	GAL Janos						
5	SOLEIMANI Majid	■	■	■			6	5	PERES Janos						
6	GOLKAR AZGHANDI Ali	■	■	■			11	6	KEKECS Miklos	■	■	■			5
7	L ASHOURI Farshid	L	L	L				7	DOMOKOS Andras	■	■	■			3
8	EIMERI Jalil	■	■	■			9	8	STIRCZER Jozsef	■	■	■			
9	ZIRAH I Isa				■		1	9	L KOVACS Laszlo	L	L	L			
10	FIROUZI Parviz	■	■	■			13	10	SZECSENYI Lajos				■		2
11	SALAVATIAN Aliakbar	■	■				4	14	MANYAK Attila	■	■	■			10
12	BEHRAVAN Hojat				■		5	15	MAKAROVSKI Sandor	■	■	■			8
<b>Head Coach:</b> REZAEIGARKANI Hadi							<b>Head Coach:</b> BALOGH Istvan								
<b>Assistant:</b> DAVALLOO Abdol Jabbar							<b>Assistant:</b>								

## TEAM AND PLAYER PERFORMANCES

Won	Total Atts	No	Name	Scoring Skills	Won	Total Atts	No	Name
43	131	<b>Total Team</b>		<b>Attack</b>	15	68	<b>Total Team</b>	
11	32	10	FIROUZI Parviz		8	29	14	MANYAK Attila
8	15	3	PEIDAYESH Reza		3	12	6	KEKECS Miklos
6	25	6	GOLKAR AZGHANDI Ali		2	3	7	DOMOKOS Andras
5	27	<b>Total Team</b>		<b>Block</b>	13	71	<b>Total Team</b>	
3	4	8	EIMERI Jalil		6	24	15	MAKAROVSKI Sandor
2	8	10	FIROUZI Parviz		2	12	6	KEKECS Miklos
12	73	<b>Total Team</b>		<b>Serve</b>	2	14	14	MANYAK Attila
5	18	6	GOLKAR AZGHANDI Ali		2	50	<b>Total Team</b>	
3	14	5	SOLEIMANI Majid		1	5	1	LOCSEI Sandor
2	18	11	SALAVATIAN Aliakbar	1	6	15	MAKAROVSKI Sandor	
15		<b>Total Team</b>		<b>Opp Error</b>	18		<b>Total Team</b>	
75	231	<b>Total Team</b>			48	189	<b>Total Team</b>	
13	13	10	FIROUZI Parviz	<b>Best Scorer</b>	10	10	14	MANYAK Attila

### Legend:

■ Starting line-up      ▬ Substitute      nn Team Captain      ▬ Substitute libero  
 Pts Points scored      L Libero Player      Opp Opponent      Atts Attempts

PRNVS0000010B.00083 00102414:56V010


Match No 27  
Start Time: 13:30


IRI vs HUN  
3 0


Spectators: 1760

Team	Sets	1	2	3	Total
IRI	3	25	25	25	75
HUN	0	15	18	15	48
	Minutes	18	19	18	55

## IRI - Islamic Republic of Iran

Scoring Attackers		Rk	No	Name	Succ	Faults	Cont	Total	Succ %	
	1	10	FIROUZI Parviz	11	7	14	32	34.38		
	2	6	GOLKAR AZGHANDI Ali	6	6	13	25	24.00		
	8		EIMERI Jalil	6	-	9	15			
	3		PEIDAYESH Reza	8	5	2	15			
	5		SOLEIMANI Majid	3	4	6	13			
	2		RAHIMI Mohammadreza	2	3	6	11			
	11		SALAVATIAN Aliakbar	2	-	8	10			
	12		BEHRAVAN Hojat	3	1	1	5			
	9		ZIRAH I Isa	1	1	1	3			
	4		KASHFIA Ali	1	-	1	2			
	7		ASHOURI Farshid	-	-	-	-			
	1		ESHAGHI Ali	-	-	-	-			
	Limit							15.00%		
Total Team				43	27	61	131	32.82		

Scoring Blockers		Rk	No	Name	Succ	Faults	Cont	Total	Avg
	1	8	EIMERI Jalil	3	-	1	4	1.00	
	2	10	FIROUZI Parviz	2	2	4	8	0.67	
	3	6	GOLKAR AZGHANDI Ali	-	-	7	7	0.00	
	11		SALAVATIAN Aliakbar	-	2	1	3	0.00	
	3		PEIDAYESH Reza	-	1	1	2	0.00	
	5		SOLEIMANI Majid	-	-	2	2	0.00	
	12		BEHRAVAN Hojat	-	-	1	1	0.00	
	7		ASHOURI Farshid	-	-	-	-		
	1		ESHAGHI Ali	-	-	-	-		
	4		KASHFIA Ali	-	-	-	-		
	2		RAHIMI Mohammadreza	-	-	-	-		
	9		ZIRAH I Isa	-	-	-	-		
	Total Team				5	5	17	27	1.67

Scoring Servers		Rk	No	Name	Succ	Faults	Cont	Total	Avg
	1	6	GOLKAR AZGHANDI Ali	5	-	13	18	1.67	
	2	5	SOLEIMANI Majid	3	-	11	14	1.00	
	3	11	SALAVATIAN Aliakbar	2	1	15	18	0.67	
	12		BEHRAVAN Hojat	2	-	7	9	0.67	
	5	10	FIROUZI Parviz	-	-	5	5	0.00	
	8		EIMERI Jalil	-	-	3	3	0.00	
	2		RAHIMI Mohammadreza	-	-	2	2	0.00	
	9		ZIRAH I Isa	-	1	1	2	0.00	
	4		KASHFIA Ali	-	-	1	1	0.00	
	3		PEIDAYESH Reza	-	-	1	1	0.00	
	7		ASHOURI Farshid	-	-	-	-		
	1		ESHAGHI Ali	-	-	-	-		
	Total Team				12	2	59	73	4.00

Team	Opponent Errors & Team Faults	15	6

Legend:									
Rk	Rank	Succ	Successes	Cont	Continues	Succ %	Success %	Avg	Average per set


Match No 27  
Start Time: 13:30


IRI vs HUN  
3 vs 0


Spectators: 1760

Team	Sets	1	2	3	Total
IRI	3	25	25	25	75
HUN	0	15	18	15	48
	Minutes	18	19	18	55

## IRI - Islamic Republic of Iran

Non-Scoring Diggers		Rk	No	Name	Exc	Faults	Cont	Total	Avg
		1	6	GOLKAR AZGHANDI Ali	19	1	-	20	6.33
		2	8	EIMERI Jalil	11	1	1	13	3.67
		3	10	FIROUZI Parviz	10	1	1	12	3.33
		4	5	SOLEIMANI Majid	9	1	-	10	3.00
		2		RAHIMI Mohammadreza	9	-	-	9	3.00
		6	12	BEHRAVAN Hojat	5	-	-	5	1.67
		7	11	SALAVATIAN Aliakbar	4	-	-	4	1.33
		8	7	ASHOURI Farshid	3	1	1	5	1.00
		3		PEIDAYESH Reza	3	-	1	4	1.00
		10	4	KASHFIA Ali	1	-	-	1	0.33
	1		ESHAGHI Ali	-	-	-	-	-	-
	9		ZIRAH I Isa	-	-	-	-	-	-
Total Team					74	5	4	83	24.67

Non-Scoring Setters		Rk	No	Name	Exc	Faults	Cont	Total	Avg
		1	6	GOLKAR AZGHANDI Ali	13	-	10	23	4.33
		2	2	RAHIMI Mohammadreza	6	-	25	31	2.00
		3	8	EIMERI Jalil	5	-	13	18	1.67
		11		SALAVATIAN Aliakbar	5	-	9	14	1.67
		5	4	KASHFIA Ali	4	-	3	7	1.33
		6	5	SOLEIMANI Majid	2	-	7	9	0.67
		7	12	BEHRAVAN Hojat	-	-	2	2	0.00
		10		FIROUZI Parviz	-	1	1	2	0.00
		3		PEIDAYESH Reza	-	-	2	2	0.00
		7		ASHOURI Farshid	-	-	-	-	-
	1		ESHAGHI Ali	-	-	-	-	-	-
	9		ZIRAH I Isa	-	-	-	-	-	-
Total Team					35	1	72	108	11.67

Non-Scoring Receivers		Rk	No	Name	Exc	Faults	Cont	Total	Eff %
		10		FIROUZI Parviz	8	1	1	10	
		2		RAHIMI Mohammadreza	7	-	-	7	
		5		SOLEIMANI Majid	5	-	2	7	
		7		ASHOURI Farshid	5	-	1	6	
		8		EIMERI Jalil	5	1	-	6	
		11		SALAVATIAN Aliakbar	4	-	1	5	
		6		GOLKAR AZGHANDI Ali	2	-	1	3	
		12		BEHRAVAN Hojat	2	-	-	2	
		1		ESHAGHI Ali	-	-	-	-	
		4		KASHFIA Ali	-	-	-	-	
	3		PEIDAYESH Reza	-	-	-	-		
	9		ZIRAH I Isa	-	-	-	-		
Total Team					38	2	6	46	78.26

Limit

25.00%

Legend:

Rk Rank Exc Excellent Cont Continues Eff % Efficiency % Avg Average per set



Match No 27  
Start Time: 13:30

IRI vs HUN  
3 0

Spectators: 1760

Team	Sets	1	2	3	Total
IRI	3	25	25	25	75
HUN	0	15	18	15	48
	Minutes	18	19	18	55

## HUN · Hungary

Scoring Attackers		Rk	No	Name	Succ	Faults	Cont	Total	Succ %
		1	14	MANYAK Attila	8	4	17	29	27.59
		2	6	KEKECS Miklos	3	3	6	12	25.00
			8	STIRCZER Jozsef	-	2	7	9	
			1	LOCSEI Sandor	-	3	3	6	
			15	MAKAROVSZKI Sandor	1	-	5	6	
			7	DOMOKOS Andras	2	-	1	3	
			2	SZIGEDI Laszlo	-	2	-	2	
			10	SZECSENYI Lajos	1	-	-	1	
			4	GAL Janos	-	-	-	-	
			9	KOVACS Laszlo	-	-	-	-	
			5	PERES Janos	-	-	-	-	
			3	SZABO Laszlo	-	-	-	-	
	Limit 15.00%		Total Team			15	14	39	68

Scoring Blockers		Rk	No	Name	Succ	Faults	Cont	Total	Avg
		1	15	MAKAROVSZKI Sandor	6	6	12	24	2.00
		2	14	MANYAK Attila	2	5	7	14	0.67
			6	KEKECS Miklos	2	3	7	12	0.67
			4	DOMOKOS Andras	1	3	5	9	0.33
			1	LOCSEI Sandor	1	3	-	4	0.33
			10	SZECSENYI Lajos	1	-	-	1	0.33
			7	SZIGEDI Laszlo	-	1	3	4	0.00
			8	STIRCZER Jozsef	-	2	1	3	0.00
			4	GAL Janos	-	-	-	-	
			9	KOVACS Laszlo	-	-	-	-	
			5	PERES Janos	-	-	-	-	
			3	SZABO Laszlo	-	-	-	-	
			Total Team			13	23	35	71

Scoring Servers		Rk	No	Name	Succ	Faults	Cont	Total	Avg	
		1	15	MAKAROVSZKI Sandor	1	-	5	6	0.33	
			1	LOCSEI Sandor	1	-	4	5	0.33	
			3	6	KEKECS Miklos	-	-	12	12	0.00
				7	DOMOKOS Andras	-	2	8	10	0.00
				14	MANYAK Attila	-	-	7	7	0.00
				8	STIRCZER Jozsef	-	-	7	7	0.00
				10	SZECSENYI Lajos	-	-	2	2	0.00
				2	SZIGEDI Laszlo	-	-	1	1	0.00
				4	GAL Janos	-	-	-	-	
				9	KOVACS Laszlo	-	-	-	-	
				5	PERES Janos	-	-	-	-	
				3	SZABO Laszlo	-	-	-	-	
			Total Team			2	2	46	50	0.67

Team	Opponent Errors & Team Faults	18	11
------	-------------------------------	----	----

Legend:									
Rk	Rank	Succ	Successes	Cont	Continues	Succ %	Success %	Avg	Average per set

Match No 27  
Start Time: 13:30

IRI vs HUN  
3 vs 0

Spectators: 1760

Team	Sets	1	2	3	Total
IRI	3	25	25	25	75
HUN	0	15	18	15	48
	Minutes	18	19	18	55

## HUN · Hungary

Non-Scoring Diggers		Rk	No	Name	Exc	Faults	Cont	Total	Avg
		1	9	KOVACS Laszlo	13	1	8	22	4.33
		2	8	STIRCZER Jozsef	7	5	7	19	2.33
			14	MANYAK Attila	7	1	3	11	2.33
		4	6	KEKECS Miklos	6	1	7	14	2.00
		5	15	MAKAROVSZKI Sandor	3	3	4	10	1.00
		6	1	LOCSEI Sandor	2	1	-	3	0.67
		7	7	DOMOKOS Andras	1	2	1	4	0.33
			3	SZABO Laszlo	1	1	1	3	0.33
			4	GAL Janos	-	-	-	-	-
			5	PERES Janos	-	-	-	-	-
			10	SZECSENYI Lajos	-	-	-	-	-
			2	SZIGEDI Laszlo	-	-	-	-	-
Total Team					40	15	31	86	13.33

Non-Scoring Setters		Rk	No	Name	Exc	Faults	Cont	Total	Avg
		1	7	DOMOKOS Andras	3	-	17	20	1.00
		2	8	STIRCZER Jozsef	2	-	6	8	0.67
			10	SZECSENYI Lajos	2	1	2	5	0.67
		4	6	KEKECS Miklos	1	1	8	10	0.33
			15	MAKAROVSZKI Sandor	1	-	7	8	0.33
			9	KOVACS Laszlo	1	-	-	1	0.33
		7	1	LOCSEI Sandor	-	-	5	5	0.00
			14	MANYAK Attila	-	-	4	4	0.00
			4	GAL Janos	-	-	-	-	-
			5	PERES Janos	-	-	-	-	-
			3	SZABO Laszlo	-	-	-	-	-
			2	SZIGEDI Laszlo	-	-	-	-	-
Total Team					10	2	49	61	3.33

Non-Scoring Receivers		Rk	No	Name	Exc	Faults	Cont	Total	Eff %
			15	MAKAROVSZKI Sandor	3	4	8	15	
			9	KOVACS Laszlo	5	3	4	12	
			8	STIRCZER Jozsef	4	-	4	8	
			6	KEKECS Miklos	2	1	3	6	
			14	MANYAK Attila	1	-	4	5	
			3	SZABO Laszlo	3	-	-	3	
			7	DOMOKOS Andras	-	-	1	1	
			1	LOCSEI Sandor	1	-	-	1	
			4	GAL Janos	-	-	-	-	
			5	PERES Janos	-	-	-	-	
			10	SZECSENYI Lajos	-	-	-	-	
			2	SZIGEDI Laszlo	-	-	-	-	
Total Team					19	8	24	51	21.57

Limit

25.00%

Legend:

Rk Rank      Exc Excellent      Cont Continues      Eff % Efficiency %      Avg Average per set

PRNVS0000010C.00084A 00102415:00V040




IRI · Islamic Republic of Iran

After 5 Matches

Scoring Attackers	No	Name	MP	SP	Succ	Faults	Cont	Total	Succ %
		1	ESHAGHI Ali	5	15	3	-	7	10
	2	RAHIMI Mohammadreza	5	15	10	6	24	40	25.00
	3	PEIDAYESH Reza	5	15	24	12	13	49	48.98
	4	KASHFIA Ali	5	15	5	1	10	16	31.25
	5	SOLEIMANI Majid	5	15	18	8	37	63	28.57
	6	GOLKAR AZGHANDI Ali	5	15	18	12	30	60	30.00
	7	ASHOURI Farshid	5	15	-	-	1	1	0.00
	8	EIMERI Jalil	5	15	15	2	31	48	31.25
	9	ZIRAH I Isa	5	15	8	5	8	21	38.10
	10	FIROUZI Parviz	5	15	22	16	39	77	28.57
	11	SALAVATIAN Aliakbar	5	15	8	2	17	27	29.63
	12	BEHRAVAN Hojat	5	15	26	10	27	63	41.27
	Team Totals		5	15	157	74	245	476	32.98

Scoring Blockers	No	Name	MP	SP	Succ	Faults	Cont	Total	Avg
		1	ESHAGHI Ali	5	15	3	3	4	10
	2	RAHIMI Mohammadreza	5	15	2	3	15	20	0.13
	3	PEIDAYESH Reza	5	15	3	6	9	18	0.20
	4	KASHFIA Ali	5	15	2	2	7	11	0.13
	5	SOLEIMANI Majid	5	15	7	7	16	30	0.47
	6	GOLKAR AZGHANDI Ali	5	15	1	7	17	25	0.07
	7	ASHOURI Farshid	5	15	-	-	-	-	0.00
	8	EIMERI Jalil	5	15	4	8	6	18	0.27
	9	ZIRAH I Isa	5	15	2	4	4	10	0.13
	10	FIROUZI Parviz	5	15	10	7	14	31	0.67
	11	SALAVATIAN Aliakbar	5	15	4	8	12	24	0.27
	12	BEHRAVAN Hojat	5	15	7	8	12	27	0.47
	Team Totals		5	15	45	63	116	224	3.00

Scoring Servers	No	Name	MP	SP	Succ	Faults	Cont	Total	Avg
		1	ESHAGHI Ali	5	15	3	1	19	23
	2	RAHIMI Mohammadreza	5	15	6	-	24	30	0.40
	3	PEIDAYESH Reza	5	15	1	-	24	25	0.07
	4	KASHFIA Ali	5	15	-	1	21	22	0.00
	5	SOLEIMANI Majid	5	15	8	1	41	50	0.53
	6	GOLKAR AZGHANDI Ali	5	15	8	2	34	44	0.53
	7	ASHOURI Farshid	5	15	-	-	-	-	0.00
	8	EIMERI Jalil	5	15	4	1	28	33	0.27
	9	ZIRAH I Isa	5	15	5	2	14	21	0.33
	10	FIROUZI Parviz	5	15	1	3	26	30	0.07
	11	SALAVATIAN Aliakbar	5	15	2	2	35	39	0.13
	12	BEHRAVAN Hojat	5	15	6	1	42	49	0.40
	Team Totals		5	15	44	14	308	366	2.93

Team	Opponent Errors & Team Faults	129	30
------	-------------------------------	-----	----


<b>Legend:</b>							
Succ	Successes	Cont	Continues	Succ %	Success %	Avg	Average per set
MP	Matches Played						
SP	Team Sets Played						

## IRI · Islamic Republic of Iran

After 5 Matches

Non-Scoring Diggers	No	Name	MP	SP	Exc	Faults	Cont	Total	Avg
		1	ESHAGHI Ali	5	15	11	1	1	13
	2	RAHIMI Mohammadreza	5	15	25	6	5	36	1.67
	3	PEIDAYESH Reza	5	15	5	2	7	14	0.33
	4	KASHFIA Ali	5	15	6	1	-	7	0.40
	5	SOLEIMANI Majid	5	15	28	4	9	41	1.87
	6	GOLKAR AZGHANDI Ali	5	15	28	6	8	42	1.87
	7	ASHOURI Farshid	5	15	27	4	6	37	1.80
	8	EIMERI Jalil	5	15	28	5	8	41	1.87
	9	ZIRAH I Isa	5	15	6	2	2	10	0.40
	10	FIROUZI Parviz	5	15	18	5	8	31	1.20
	11	SALAVATIAN Aliakbar	5	15	14	1	2	17	0.93
	12	BEHRAVAN Hojat	5	15	20	3	10	33	1.33
	Team Totals		5	15	216	40	66	322	14.40

Non-Scoring Setters	No	Name	MP	SP	Exc	Faults	Cont	Total	Avg
		1	ESHAGHI Ali	5	15	11	1	10	22
	2	RAHIMI Mohammadreza	5	15	26	1	55	82	1.73
	3	PEIDAYESH Reza	5	15	-	-	4	4	0.00
	4	KASHFIA Ali	5	15	11	-	30	41	0.73
	5	SOLEIMANI Majid	5	15	10	-	29	39	0.67
	6	GOLKAR AZGHANDI Ali	5	15	24	-	41	65	1.60
	7	ASHOURI Farshid	5	15	-	-	4	4	0.00
	8	EIMERI Jalil	5	15	15	-	42	57	1.00
	9	ZIRAH I Isa	5	15	2	-	4	6	0.13
	10	FIROUZI Parviz	5	15	5	1	10	16	0.33
	11	SALAVATIAN Aliakbar	5	15	13	1	22	36	0.87
	12	BEHRAVAN Hojat	5	15	4	-	16	20	0.27
	Team Totals		5	15	121	4	267	392	8.07

Non-Scoring Receivers	No	Name	MP	SP	Exc	Faults	Cont	Total	Eff %
		1	ESHAGHI Ali	5	15	2	-	2	4
	2	RAHIMI Mohammadreza	5	15	15	-	3	18	83.33
	3	PEIDAYESH Reza	5	15	3	-	-	3	100.0
	4	KASHFIA Ali	5	15	3	-	-	3	100.0
	5	SOLEIMANI Majid	5	15	16	-	6	22	72.73
	6	GOLKAR AZGHANDI Ali	5	15	12	-	3	15	80.00
	7	ASHOURI Farshid	5	15	37	2	9	48	72.92
	8	EIMERI Jalil	5	15	17	1	1	19	84.21
	9	ZIRAH I Isa	5	15	2	-	4	6	33.33
	10	FIROUZI Parviz	5	15	23	1	7	31	70.97
	11	SALAVATIAN Aliakbar	5	15	8	-	1	9	88.89
	12	BEHRAVAN Hojat	5	15	17	1	2	20	80.00
	Team Totals		5	15	155	5	38	198	75.76

Legend:


Exc	Excellent	Cont	Continues	Eff %	Efficiency %	Avg	Average per set	MP	Matches Played
SP	Team Sets Played								


PRNVS0000010D.00084A 00102415:00V040




# HUN · Hungary

After 5 Matches

Scoring Attackers	No	Name	MP	SP	Succ	Faults	Cont	Total	Succ %	
	1	LOCSEI Sandor	5	15	5	8	8	21	23.81	
	2	SZIGEDI Laszlo	5	15	3	3	1	7	42.86	
	3	SZABO Laszlo	5	15	10	1	21	32	31.25	
	4	GAL Janos	5	15	-	-	-	-	0.00	
	5	PERES Janos	5	15	1	1	1	3	33.33	
	6	KEKECS Miklos	5	15	15	10	26	51	29.41	
	7	DOMOKOS Andras	5	15	5	2	10	17	29.41	
	8	STIRCZER Jozsef	5	15	9	8	23	40	22.50	
	9	KOVACS Laszlo	5	15	-	-	-	-	0.00	
	10	SZECSENYI Lajos	5	15	3	4	6	13	23.08	
	14	MANYAK Attila	5	15	54	21	59	134	40.30	
	15	MAKAROVSZKI Sandor	5	15	20	11	41	72	27.78	
	Team Totals			5	15	125	69	196	390	32.05

Scoring Blockers	No	Name	MP	SP	Succ	Faults	Cont	Total	Avg	
	1	LOCSEI Sandor	5	15	5	10	8	23	0.33	
	2	SZIGEDI Laszlo	5	15	1	5	7	13	0.07	
	3	SZABO Laszlo	5	15	1	3	-	4	0.07	
	4	GAL Janos	5	15	1	-	-	1	0.07	
	5	PERES Janos	5	15	2	-	1	3	0.13	
	6	KEKECS Miklos	5	15	8	5	32	45	0.53	
	7	DOMOKOS Andras	5	15	6	9	28	43	0.40	
	8	STIRCZER Jozsef	5	15	5	8	13	26	0.33	
	9	KOVACS Laszlo	5	15	-	-	-	-	0.00	
	10	SZECSENYI Lajos	5	15	3	9	8	20	0.20	
	14	MANYAK Attila	5	15	8	9	22	39	0.53	
	15	MAKAROVSZKI Sandor	5	15	21	25	38	84	1.40	
	Team Totals			5	15	61	83	157	301	4.07


Scoring Servers	No	Name	MP	SP	Succ	Faults	Cont	Total	Avg	
	1	LOCSEI Sandor	5	15	1	2	23	26	0.07	
	2	SZIGEDI Laszlo	5	15	-	1	7	8	0.00	
	3	SZABO Laszlo	5	15	1	2	17	20	0.07	
	4	GAL Janos	5	15	1	1	-	2	0.07	
	5	PERES Janos	5	15	-	1	3	4	0.00	
	6	KEKECS Miklos	5	15	2	4	56	62	0.13	
	7	DOMOKOS Andras	5	15	6	4	49	59	0.40	
	8	STIRCZER Jozsef	5	15	3	1	39	43	0.20	
	9	KOVACS Laszlo	5	15	-	-	-	-	0.00	
	10	SZECSENYI Lajos	5	15	1	3	22	26	0.07	
	14	MANYAK Attila	5	15	4	4	28	36	0.27	
	15	MAKAROVSZKI Sandor	5	15	3	2	40	45	0.20	
	Team Totals			5	15	22	25	284	331	1.47


Team	Opponent Errors & Team Faults	120	42
------	-------------------------------	-----	----


Legend:	
Succ	Successes
Cont	Continues
Succ %	Success %
Avg	Average per set
MP	Matches Played
SP	Team Sets Played

## HUN · Hungary

After 5 Matches

Non-Scoring Diggers		No	Name	MP	SP	Exc	Faults	Cont	Total	Avg	
		1	LOCSEI Sandor	5	15	9	5	10	24	0.60	
		2	SZIGEDI Laszlo	5	15	2	-	1	3	0.13	
		3	SZABO Laszlo	5	15	7	3	2	12	0.47	
		4	GAL Janos	5	15	-	-	1	1	0.00	
		5	PERES Janos	5	15	-	-	3	3	0.00	
		6	KEKECS Miklos	5	15	23	10	31	64	1.53	
		7	DOMOKOS Andras	5	15	3	4	6	13	0.20	
		8	STIRCZER Jozsef	5	15	20	15	24	59	1.33	
		9	KOVACS Laszlo	5	15	31	11	39	81	2.07	
		10	SZECSENYI Lajos	5	15	1	2	3	6	0.07	
		14	MANYAK Attila	5	15	20	8	12	40	1.33	
		15	MAKAROVSKI Sandor	5	15	13	10	21	44	0.87	
			Team Totals		5	15	129	68	153	350	8.60

Non-Scoring Setters		No	Name	MP	SP	Exc	Faults	Cont	Total	Avg	
		1	LOCSEI Sandor	5	15	16	-	31	47	1.07	
		2	SZIGEDI Laszlo	5	15	-	-	1	1	0.00	
		3	SZABO Laszlo	5	15	1	-	3	4	0.07	
		4	GAL Janos	5	15	5	-	2	7	0.33	
		5	PERES Janos	5	15	-	-	-	-	0.00	
		6	KEKECS Miklos	5	15	2	1	20	23	0.13	
		7	DOMOKOS Andras	5	15	47	3	67	117	3.13	
		8	STIRCZER Jozsef	5	15	3	-	14	17	0.20	
		9	KOVACS Laszlo	5	15	1	-	10	11	0.07	
		10	SZECSENYI Lajos	5	15	15	1	51	67	1.00	
		14	MANYAK Attila	5	15	4	-	15	19	0.27	
		15	MAKAROVSKI Sandor	5	15	5	-	14	19	0.33	
			Team Totals		5	15	99	5	228	332	6.60

Non-Scoring Receivers		No	Name	MP	SP	Exc	Faults	Cont	Total	Eff %	
		1	LOCSEI Sandor	5	15	3	1	1	5	40.00	
		2	SZIGEDI Laszlo	5	15	-	-	2	2	0.00	
		3	SZABO Laszlo	5	15	7	-	1	8	87.50	
		4	GAL Janos	5	15	-	-	-	-	0.00	
		5	PERES Janos	5	15	-	-	-	-	0.00	
		6	KEKECS Miklos	5	15	25	2	12	39	58.97	
		7	DOMOKOS Andras	5	15	-	-	1	1	0.00	
		8	STIRCZER Jozsef	5	15	19	1	12	32	56.25	
		9	KOVACS Laszlo	5	15	62	9	19	90	58.89	
		10	SZECSENYI Lajos	5	15	-	-	-	-	0.00	
		14	MANYAK Attila	5	15	5	-	9	14	35.71	
		15	MAKAROVSKI Sandor	5	15	24	5	16	45	42.22	
			Team Totals		5	15	145	18	73	236	53.81

Legend:										
Exc	Excellent	Cont	Continues	Exc %	Efficiency %	Avg	Average per set	MP	Matches Played	
SP	Team Sets Played									

PRNVS0000010E.00073 00102416:45V01P

Match No: 28  
Start Time: 16:00

FIN vs EGY  
0 vs 2

Spectators:

Team	Sets	1	2	3	4	5	Total
FIN	0	14	22	0			36
EGY	2	25	25	0			50
	Minutes	17	23				40

Referees: CHAREONPONG Songsak (THA) & KHOEINI Hossein (IRI)

FIN ■ Finland								EGY ■ Egypt							
No	Name	1	2	3	4	5	Pts	No	Name	1	2	3	4	5	Pts
1	PYNNOENEN Allan	□	□					1	ELSHAWIKH Hesham	■	■				11
2	HAENNINEN Keijo		■				2	2 AWED Tamer							
3	L HEINO Jari	L	L					3 HASSAN Yasser	■	■				1	
4	LAINEN Jukka	■	■				4	4 ABD ALLA Ashraf		□					
6	KAPIAINEN Petri	□	■				3	5 EL BAHAEY Taher	■	■				11	
7	TERVO Sami							7 HASSANEIN Salah							
8	MELANEN Lauri	■	□				2	8 L ABD ELLATIF Abd Elnabi		L	L				
9	TUOMINEN Veli-Matti	■	■				4	9 HUSSEIN Mohamed	■	■				6	
10	PULLI Matti	■	■				2	10 HASSAN Adel	■	■				6	
11	VENAELAEINEN Olavi	■	■				5	11 ELHELBAWI Rezek							
12	VISTBACKA Aulis	■	□					12 ABD ELYAZID Mohamed	■	■				6	
<b>Head Coach:</b> VARE Timo								<b>Head Coach:</b> DARWISH Mansour							
<b>Assistant:</b> PULLI Ossi								<b>Assistant:</b> SALAMA Mohamed							

## TEAM AND PLAYER PERFORMANCES

Won	Total Atts	No	Name	Scoring Skills	Won	Total Atts	No	Name
18	69	Total Team		Attack	30	78	Total Team	
4	12	9	TUOMINEN Veli-Matti		10	14	5	EL BAHAEY Taher
3	5	4	LAINEN Jukka		6	17	1	ELSHAWIKH Hesham
3	14	6	KAPIAINEN Petri		6	16	9	HUSSEIN Mohamed
4	30	Total Team		Block	9	42	Total Team	
2	3	11	VENAELAEINEN Olavi		5	19	1	ELSHAWIKH Hesham
1	3	4	LAINEN Jukka		3	6	10	HASSAN Adel
1	4	8	MELANEN Lauri		1	10	12	ABD ELYAZID Mohamed
	37	Total Team		Serve	2	49	Total Team	
					1	9	5	EL BAHAEY Taher
					1	12	12	ABD ELYAZID Mohamed
14		Total Team		Opp Error	9		Total Team	
36	136	Total Team			50	169	Total Team	
5	5	11	VENAELAEINEN Olavi	Total			Total Team	
				Best Scorer	11	11	1	ELSHAWIKH Hesham

### Legend:

Starting line-up     
  Substitute     
  Team Captain     
  Substitute libero  
 Pts Points scored     
 L Libero Player     
 Opp Opponent     
 Atts Attempts

PRNVS0000010F.00083 00102416:46V01P



Match No 28  
Start Time: 16:00


FIN vs EGY  
0 2

Spectators:

Team	Sets	1	2	3	4	5	Total
FIN	0	14	22	0			36
EGY	2	25	25	0			50
	Minutes	17	23				40

## FIN · Finland

Scoring Attackers		Rk	No	Name	Succ	Faults	Cont	Total	Succ %
		1	9	TUOMINEN Veli-Matti	4	3	5	12	33.33
		2	6	KAPIAINEN Petri	3	2	9	14	21.43
		3	10	PULLI Matti	2	2	8	12	16.67
		11		VENAELAEINEN Olavi	3	-	7	10	
		2		HAENNINEN Keijo	2	2	3	7	
		8		MELANEN Lauri	1	1	5	7	
		4		LAINEN Jukka	3	2	-	5	
		3		HEINO Jari	-	-	1	1	
		12		VISTBACKA Aulis	-	-	1	1	
		1		PYNNOENEN Allan	-	-	-	-	
		7		TERVO Sami	-	-	-	-	
	Limit 15.00%	Total Team				18	12	39	69

Scoring Blockers		Rk	No	Name	Succ	Faults	Cont	Total	Avg
		1	11	VENAELAEINEN Olavi	2	-	1	3	1.00
		2	8	MELANEN Lauri	1	-	3	4	0.50
		4		LAINEN Jukka	1	1	1	3	0.50
		4	10	PULLI Matti	-	3	4	7	0.00
		9		TUOMINEN Veli-Matti	-	4	3	7	0.00
		2		HAENNINEN Keijo	-	1	3	4	0.00
		6		KAPIAINEN Petri	-	-	2	2	0.00
		3		HEINO Jari	-	-	-	-	
		1		PYNNOENEN Allan	-	-	-	-	
		7		TERVO Sami	-	-	-	-	
		12		VISTBACKA Aulis	-	-	-	-	
		Total Team				4	9	17	30

Scoring Servers		Rk	No	Name	Succ	Faults	Cont	Total	Avg
		1	4	LAINEN Jukka	-	-	7	7	0.00
			10	PULLI Matti	-	-	7	7	0.00
			8	MELANEN Lauri	-	-	6	6	0.00
			6	KAPIAINEN Petri	-	-	5	5	0.00
			9	TUOMINEN Veli-Matti	-	1	4	5	0.00
			2	HAENNINEN Keijo	-	-	3	3	0.00
			11	VENAELAEINEN Olavi	-	-	3	3	0.00
			12	VISTBACKA Aulis	-	-	1	1	0.00
			3	HEINO Jari	-	-	-	-	
			1	PYNNOENEN Allan	-	-	-	-	
			7	TERVO Sami	-	-	-	-	
		Total Team				-	1	36	37

Team	Opponent Errors & Team Faults	14	10
------	-------------------------------	----	----

Legend:									
Rk	Rank	Succ	Successes	Cont	Continues	Succ %	Success %	Avg	Average per set


Match No 28  
Start Time: 16:00


FIN vs EGY  
0 2


Spectators:

Team	Sets	1	2	3	4	5	Total
FIN	0	14	22	0			36
EGY	2	25	25	0			50
	Minutes	17	23				40

## FIN · Finland

Non-Scoring Diggers		Rk	No	Name	Exc	Faults	Cont	Total	Avg
	1	3	HEINO Jari	4	1	1	6	2.00	
	2	10	PULLI Matti	3	3	3	9	1.50	
		6	KAPIAINEN Petri	3	2	2	7	1.50	
		9	TUOMINEN Veli-Matti	3	1	1	5	1.50	
	5	4	LAINEN Jukka	2	3	4	9	1.00	
		11	VENAELAEINEN Olavi	2	3	1	6	1.00	
		12	VISTBACKA Aulis	2	2	1	5	1.00	
		2	HAENNINEN Keijo	2	2	-	4	1.00	
		8	MELANEN Lauri	2	-	-	2	1.00	
		1	PYNNOENEN Allan	-	-	-	-	-	
		7	TERVO Sami	-	-	-	-	-	
	Total Team				23	17	13	53	11.50

Non-Scoring Setters		Rk	No	Name	Exc	Faults	Cont	Total	Avg
	1	10	PULLI Matti	5	-	13	18	2.50	
	2	4	LAINEN Jukka	3	-	11	14	1.50	
	3	6	KAPIAINEN Petri	1	-	6	7	0.50	
		8	MELANEN Lauri	1	-	1	2	0.50	
	5	9	TUOMINEN Veli-Matti	-	1	2	3	0.00	
		2	HAENNINEN Keijo	-	-	2	2	0.00	
		11	VENAELAEINEN Olavi	-	-	2	2	0.00	
		3	HEINO Jari	-	-	1	1	0.00	
		1	PYNNOENEN Allan	-	-	-	-	-	
		7	TERVO Sami	-	-	-	-	-	
		12	VISTBACKA Aulis	-	-	-	-	-	
	Total Team				10	1	38	49	5.00

Non-Scoring Receivers		Rk	No	Name	Exc	Faults	Cont	Total	Eff %
		9	TUOMINEN Veli-Matti	8	-	1	9		
		4	LAINEN Jukka	7	-	-	7		
		11	VENAELAEINEN Olavi	6	-	-	6		
		3	HEINO Jari	5	-	-	5		
		10	PULLI Matti	3	-	1	4		
		1	PYNNOENEN Allan	3	-	-	3		
		6	KAPIAINEN Petri	2	-	-	2		
		12	VISTBACKA Aulis	2	-	-	2		
		2	HAENNINEN Keijo	1	-	-	1		
		8	MELANEN Lauri	1	-	-	1		
		7	TERVO Sami	-	-	-	-		
	Total Team				38	-	2	40	95.00

Limit

25.00%

Legend:

Rk Rank      Exc Excellent      Cont Continues      Eff % Efficiency %      Avg Average per set


Match No 28  
Start Time: 16:00


FIN vs EGY  
0 2


Spectators:

Team	Sets	1	2	3	4	5	Total
FIN	0	14	22	0			36
EGY	2	25	25	0			50
	Minutes	17	23				40

## EGY - Egypt

Scoring Attackers		Rk	No	Name	Succ	Faults	Cont	Total	Succ %
		1	5	EL BAHAHEY Taher	10	1	3	14	71.43
		2	9	HUSSEIN Mohamed	6	-	10	16	37.50
		3	1	ELSHAWIKH Hesham	6	3	8	17	35.29
		4	12	ABD ELYAZID Mohamed	4	3	7	14	28.57
			3	HASSAN Yasser	1	5	3	9	
			10	HASSAN Adel	3	1	2	6	
			4	ABD ALLA Ashraf	-	1	1	2	
			8	ABD ELLATIF Abd Elnabi	-	-	-	-	
			2	AWED Tamer	-	-	-	-	
			11	ELHELBAWI Rezek	-	-	-	-	
			7	HASSANEIN Salah	-	-	-	-	
	Limit 15.00%	Total Team				30	14	34	78

Scoring Blockers		Rk	No	Name	Succ	Faults	Cont	Total	Avg
		1	1	ELSHAWIKH Hesham	5	4	10	19	2.50
		2	10	HASSAN Adel	3	-	3	6	1.50
		3	12	ABD ELYAZID Mohamed	1	5	4	10	0.50
		4	9	HUSSEIN Mohamed	-	1	3	4	0.00
			3	HASSAN Yasser	-	-	2	2	0.00
			5	EL BAHAHEY Taher	-	1	-	1	0.00
			4	ABD ALLA Ashraf	-	-	-	-	
			8	ABD ELLATIF Abd Elnabi	-	-	-	-	
			2	AWED Tamer	-	-	-	-	
			11	ELHELBAWI Rezek	-	-	-	-	
		7	HASSANEIN Salah	-	-	-	-		
Total Team				9	11	22	42	4.50	

Scoring Servers		Rk	No	Name	Succ	Faults	Cont	Total	Avg
		1	12	ABD ELYAZID Mohamed	1	1	10	12	0.50
			5	EL BAHAHEY Taher	1	1	7	9	0.50
		3	10	HASSAN Adel	-	-	10	10	0.00
			1	ELSHAWIKH Hesham	-	-	7	7	0.00
			3	HASSAN Yasser	-	-	6	6	0.00
			9	HUSSEIN Mohamed	-	-	5	5	0.00
			4	ABD ALLA Ashraf	-	-	-	-	
			8	ABD ELLATIF Abd Elnabi	-	-	-	-	
			2	AWED Tamer	-	-	-	-	
			11	ELHELBAWI Rezek	-	-	-	-	
			7	HASSANEIN Salah	-	-	-	-	
Total Team				2	2	45	49	1.00	

Team	Opponent Errors & Team Faults	9	4
------	-------------------------------	---	---

Legend:									
Rk	Rank	Succ	Successes	Cont	Continues	Succ %	Success %	Avg	Average per set

Match No 28  
Start Time: 16:00


FIN vs EGY  
0 2


Spectators:

Team	Sets	1	2	3	4	5	Total
FIN	0	14	22	0			36
EGY	2	25	25	0			50
	Minutes	17	23				40

## EGY - Egypt

Non-Scoring Diggers		Rk	No	Name	Exc	Faults	Cont	Total	Avg
		1	9	HUSSEIN Mohamed	8	1	1	10	4.00
		2	12	ABD ELYAZID Mohamed	6	-	2	8	3.00
		3	3	HASSAN Yasser	4	2	4	10	2.00
		8		ABD ELLATIF Abd Elnabi	4	2	-	6	2.00
		5	5	EL BAHAHEY Taher	2	-	4	6	1.00
		1		ELSHAWIKH Hesham	2	-	3	5	1.00
		10		HASSAN Adel	2	-	-	2	1.00
		4		ABD ALLA Ashraf	-	-	-	-	
		2		AWED Tamer	-	-	-	-	
		11		ELHELBAWI Rezek	-	-	-	-	
		7		HASSANEIN Salah	-	-	-	-	
Total Team					28	5	14	47	14.00

Non-Scoring Setters		Rk	No	Name	Exc	Faults	Cont	Total	Avg
		1	5	EL BAHAHEY Taher	10	-	15	25	5.00
		2	3	HASSAN Yasser	6	-	12	18	3.00
		3	8	ABD ELLATIF Abd Elnabi	1	-	2	3	0.50
		1		ELSHAWIKH Hesham	1	-	1	2	0.50
		5	9	HUSSEIN Mohamed	-	-	5	5	0.00
		12		ABD ELYAZID Mohamed	-	-	4	4	0.00
		10		HASSAN Adel	-	-	3	3	0.00
		4		ABD ALLA Ashraf	-	-	1	1	0.00
		2		AWED Tamer	-	-	-	-	
		11		ELHELBAWI Rezek	-	-	-	-	
	7		HASSANEIN Salah	-	-	-	-		
Total Team					18	-	43	61	9.00

Non-Scoring Receivers		Rk	No	Name	Exc	Faults	Cont	Total	Eff %
		1	8	ABD ELLATIF Abd Elnabi	12	-	-	12	100.0
		2	9	HUSSEIN Mohamed	8	-	2	10	80.00
		3		HASSAN Yasser	5	-	1	6	
		12		ABD ELYAZID Mohamed	3	-	1	4	
		1		ELSHAWIKH Hesham	2	-	-	2	
		4		ABD ALLA Ashraf	-	-	-	-	
		2		AWED Tamer	-	-	-	-	
		5		EL BAHAHEY Taher	-	-	-	-	
		11		ELHELBAWI Rezek	-	-	-	-	
	10		HASSAN Adel	-	-	-	-		
	7		HASSANEIN Salah	-	-	-	-		
Total Team					30	-	4	34	88.24

Limit

25.00%

Legend:

Rk Rank      Exc Excellent      Cont Continues      Eff % Efficiency %      Avg Average per set

PRNVS00000110.00073 00102417:14V010

Match No: 28  
 Start Time: 16:00

**FIN vs EGY**  
 0 vs 3

Spectators: 1025

Team	Sets	1	2	3	Total
FIN	0	14	22	23	59
EGY	3	25	25	25	75
	Minutes	17	23	24	64

**Referees:** CHAREONPONG Songsak (THA) & KHOEINI Hossein (IRI)

FIN ■ Finland							EGY ■ Egypt								
No	Name	1	2	3	4	5	Pts	No	Name	1	2	3	4	5	Pts
1	PYNNOENEN Allan	□	□	□				1	ELSHAWIKH Hesham	■	■	■			14
2	HAENNINEN Keijo		■				2	2	AWED Tamer						
3	L HEINO Jari	L	L	L				3	HASSAN Yasser	■	■	■			5
4	LAINEN Jukka	■	■	■			5	4	ABD ALLA Ashraf		□	□			
6	KAPIAINEN Petri	□	■	□			5	5	EL BAHAHEY Taher	■	■	■			13
7	TERVO Sami				□		1	7	HASSANEIN Salah						
8	MELANEN Lauri	■	□	■			9	8	L ABD ELLATIF Abd Elnabi	L	L	L			
9	TUOMINEN Veli-Matti	■	■	■			6	9	HUSSEIN Mohamed	■	■	■			9
10	PULLI Matti	■	■	■			4	10	HASSAN Adel	■	■	■			7
11	VENAELAEINEN Olavi	■	■	■			7	11	ELHELBAWI Rezek						
12	VISTBACKA Aulis	■	□	■			2	12	ABD ELYAZID Mohamed	■	■	■			10
<b>Head Coach:</b> VARE Timo							<b>Head Coach:</b> DARWISH Mansour								
<b>Assistant:</b> PULLI Ossi							<b>Assistant:</b> SALAMA Mohamed								

### TEAM AND PLAYER PERFORMANCES

Won	Total Atts	No	Name	Scoring Skills	Won	Total Atts	No	Name	
30	112	Total Team		Attack	46	127	Total Team		
6	20	8	MELANEN Lauri		11	17	5	EL BAHAHEY Taher	
5	16	6	KAPIAINEN Petri		9	26	1	ELSHAWIKH Hesham	
5	19	9	TUOMINEN Veli-Matti		9	28	9	HUSSEIN Mohamed	
10	50	Total Team		Block	9	58	Total Team		
3	6	11	VENAELAEINEN Olavi		5	21	1	ELSHAWIKH Hesham	
2	9	8	MELANEN Lauri		3	8	10	HASSAN Adel	
2	12	10	PULLI Matti		1	16	12	ABD ELYAZID Mohamed	
1	60	Total Team		Serve	3	74	Total Team		
1	14	8	MELANEN Lauri		2	15	5	EL BAHAHEY Taher	
					1	17	12	ABD ELYAZID Mohamed	
18		Total Team		Opp Error	17		Total Team		
59	222	Total Team			Total	75	259	Total Team	
9	9	8	MELANEN Lauri		Best Scorer	14	14	1	ELSHAWIKH Hesham

**Legend:**

Starting line-up     
  Substitute     
  Team Captain     
  Substitute libero  
 Pts Points scored     
 L Libero Player     
 Opp Opponent     
 Atts Attempts

PRNVS00000111.00083 00102417:18V010

Match No 28  
Start Time: 16:00


FIN vs EGY  
0 3


Spectators: 1025

Team	Sets	1	2	3	Total
FIN	0	14	22	23	59
EGY	3	25	25	25	75
	Minutes	17	23	24	64

## FIN - Finland

Scoring Attackers		Rk	No	Name	Succ	Faults	Cont	Total	Succ %
	1	8	MELANEN Lauri	6	3	11	20	30.00	
	2	9	TUOMINEN Veli-Matti	5	4	10	19	26.32	
	6		KAPIAINEN Petri	5	2	9	16		
	10		PULLI Matti	2	4	10	16		
	11		VENAELAEINEN Olavi	4	3	9	16		
	4		LAINNE Jukka	4	2	5	11		
	2		HAENNINEN Keijo	2	2	3	7		
	12		VISTBACKA Aulis	1	-	4	5		
	3		HEINO Jari	-	-	1	1		
	7		TERVO Sami	-	-	-	1		
	1		PYNNOENEN Allan	-	-	-	-		
	Limit	15.00%							
	Total Team				30	20	62	112	26.79

Scoring Blockers		Rk	No	Name	Succ	Faults	Cont	Total	Avg
	1	11	VENAELAEINEN Olavi	3	2	1	6	1.00	
	2	10	PULLI Matti	2	4	6	12	0.67	
	8		MELANEN Lauri	2	2	5	9	0.67	
	4	9	TUOMINEN Veli-Matti	1	4	6	11	0.33	
	4		LAINNE Jukka	1	1	2	4	0.33	
	12		VISTBACKA Aulis	1	-	1	2	0.33	
	7	2	HAENNINEN Keijo	-	1	3	4	0.00	
	6		KAPIAINEN Petri	-	-	2	2	0.00	
	3		HEINO Jari	-	-	-	-		
	1		PYNNOENEN Allan	-	-	-	-		
	7		TERVO Sami	-	-	-	-		
Total Team				10	14	26	50	3.33	

Scoring Servers		Rk	No	Name	Succ	Faults	Cont	Total	Avg
	1	8	MELANEN Lauri	1	-	13	14	0.33	
	2	4	LAINNE Jukka	-	-	11	11	0.00	
	10		PULLI Matti	-	-	9	9	0.00	
	9		TUOMINEN Veli-Matti	-	1	7	8	0.00	
	6		KAPIAINEN Petri	-	-	7	7	0.00	
	11		VENAELAEINEN Olavi	-	-	6	6	0.00	
	2		HAENNINEN Keijo	-	-	3	3	0.00	
	12		VISTBACKA Aulis	-	-	2	2	0.00	
	3		HEINO Jari	-	-	-	-		
	1		PYNNOENEN Allan	-	-	-	-		
7		TERVO Sami	-	-	-	-			
Total Team				1	1	58	60	0.33	

Team	Opponent Errors & Team Faults	18	13
------	-------------------------------	----	----

Legend:									
Rk	Rank	Succ	Successes	Cont	Continues	Succ %	Success %	Avg	Average per set




Match No 28  
Start Time: 16:00


FIN vs EGY  
0 3


Spectators: 1025

Team	Sets	1	2	3	Total
FIN	0	14	22	23	59
EGY	3	25	25	25	75
	Minutes	17	23	24	64

## FIN - Finland

Non-Scoring Diggers		Rk	No	Name	Exc	Faults	Cont	Total	Avg
	1	11	VENAELAEINEN Olavi	6	7	5	18	2.00	
	2	4	LAINNE Jukka	5	4	6	15	1.67	
		3	HEINO Jari	5	1	2	8	1.67	
	4	10	PULLI Matti	4	5	3	12	1.33	
		8	MELANEN Lauri	4	-	-	4	1.33	
	6	6	KAPIAINEN Petri	3	2	2	7	1.00	
		12	VISTBACKA Aulis	3	3	1	7	1.00	
		9	TUOMINEN Veli-Matti	3	1	2	6	1.00	
	9	2	HAENNINEN Keijo	2	2	-	4	0.67	
	10	1	PYNNOENEN Allan	1	1	-	1	0.33	
	7	TERVO Sami	-	-	-	-	-		
Total Team				36	25	21	82	12.00	

Non-Scoring Setters		Rk	No	Name	Exc	Faults	Cont	Total	Avg
	1	10	PULLI Matti	10	-	23	33	3.33	
	2	4	LAINNE Jukka	8	-	17	25	2.67	
	3	6	KAPIAINEN Petri	1	-	6	7	0.33	
		8	MELANEN Lauri	1	-	4	5	0.33	
		12	VISTBACKA Aulis	1	-	-	1	0.33	
	6	11	VENAELAEINEN Olavi	-	-	5	5	0.00	
		9	TUOMINEN Veli-Matti	-	1	2	3	0.00	
		2	HAENNINEN Keijo	-	-	2	2	0.00	
		3	HEINO Jari	-	-	1	1	0.00	
		1	PYNNOENEN Allan	-	-	-	-	-	
	7	TERVO Sami	-	-	-	-	-		
Total Team				21	1	60	82	7.00	

Non-Scoring Receivers		Rk	No	Name	Exc	Faults	Cont	Total	Eff %
		11	VENAELAEINEN Olavi	11	-	-	11		
		4	LAINNE Jukka	10	-	-	10		
		3	HEINO Jari	9	-	-	9		
		9	TUOMINEN Veli-Matti	8	-	1	9		
		10	PULLI Matti	7	-	1	8		
		12	VISTBACKA Aulis	6	1	-	7		
		1	PYNNOENEN Allan	4	-	-	4		
		8	MELANEN Lauri	3	-	-	3		
		6	KAPIAINEN Petri	2	-	-	2		
		2	HAENNINEN Keijo	1	-	-	1		
	7	TERVO Sami	-	-	-	-			
Total Team				61	1	2	64	93.75	

Limit

25.00%

Legend:

Rk Rank      Exc Excellent      Cont Continues      Eff % Efficiency %      Avg Average per set


Match No 28  
Start Time: 16:00


FIN vs EGY  
0 vs 3


Spectators: 1025

Team	Sets	1	2	3	Total
FIN	0	14	22	23	59
EGY	3	25	25	25	75
	Minutes	17	23	24	64

## EGY - Egypt

Scoring Attackers		Rk	No	Name	Succ	Faults	Cont	Total	Succ %
	1	12	ABD ELYAZID Mohamed	8	4	10	22	36.36	
	2	1	ELSHAWIKH Hesham	9	4	13	26	34.62	
	3	9	HUSSEIN Mohamed	9	3	16	28	32.14	
	4	3	HASSAN Yasser	5	6	9	20	25.00	
	5		EL BAHAEY Taher	11	2	4	17		
	10		HASSAN Adel	4	2	6	12		
	4		ABD ALLA Ashraf	-	1	1	2		
	8		ABD ELLATIF Abd Elnabi	-	-	-	-		
	2		AWED Tamer	-	-	-	-		
	11		ELHELBAWI Rezek	-	-	-	-		
	7		HASSANEIN Salah	-	-	-	-		
	Limit	15.00%							
Total Team				46	22	59	127	36.22	

Scoring Blockers		Rk	No	Name	Succ	Faults	Cont	Total	Avg
	1	1	ELSHAWIKH Hesham	5	5	11	21	1.67	
	2	10	HASSAN Adel	3	1	4	8	1.00	
	3	12	ABD ELYAZID Mohamed	1	7	8	16	0.33	
	4	9	HUSSEIN Mohamed	-	2	4	6	0.00	
	3		HASSAN Yasser	-	1	4	5	0.00	
	5		EL BAHAEY Taher	-	2	-	2	0.00	
	4		ABD ALLA Ashraf	-	-	-	-		
	8		ABD ELLATIF Abd Elnabi	-	-	-	-		
	2		AWED Tamer	-	-	-	-		
	11		ELHELBAWI Rezek	-	-	-	-		
7		HASSANEIN Salah	-	-	-	-			
Total Team				9	18	31	58	3.00	

Scoring Servers		Rk	No	Name	Succ	Faults	Cont	Total	Avg
	1	5	EL BAHAEY Taher	2	1	12	15	0.67	
	2	12	ABD ELYAZID Mohamed	1	1	15	17	0.33	
	3	10	HASSAN Adel	-	-	12	12	0.00	
	1		ELSHAWIKH Hesham	-	1	9	10	0.00	
	3		HASSAN Yasser	-	-	10	10	0.00	
	9		HUSSEIN Mohamed	-	-	10	10	0.00	
	4		ABD ALLA Ashraf	-	-	-	-		
	8		ABD ELLATIF Abd Elnabi	-	-	-	-		
	2		AWED Tamer	-	-	-	-		
	11		ELHELBAWI Rezek	-	-	-	-		
	7		HASSANEIN Salah	-	-	-	-		
Total Team				3	3	68	74	1.00	

Team	Opponent Errors & Team Faults	17	6
------	-------------------------------	----	---

Legend:									
Rk	Rank	Succ	Successes	Cont	Continues	Succ %	Success %	Avg	Average per set


Match No 28  
Start Time: 16:00


FIN vs EGY  
0 3


Spectators: 1025

Team	Sets	1	2	3	Total
FIN	0	14	22	23	59
EGY	3	25	25	25	75
	Minutes	17	23	24	64

## EGY - Egypt

Non-Scoring Diggers		Rk	No	Name	Exc	Faults	Cont	Total	Avg
		1	9	HUSSEIN Mohamed	15	1	3	19	5.00
		2	12	ABD ELYAZID Mohamed	10	2	2	14	3.33
		3	8	ABD ELLATIF Abd Elnabi	6	2	1	9	2.00
		4	3	HASSAN Yasser	5	2	6	13	1.67
		5	5	EL BAHAHEY Taher	5	1	6	12	1.67
		6	1	ELSHAWIKH Hesham	2	1	4	7	0.67
		10		HASSAN Adel	2	1	-	3	0.67
		4		ABD ALLA Ashraf	-	-	-	-	
		2		AWED Tamer	-	-	-	-	
		11		ELHELBAWI Rezek	-	-	-	-	
		7		HASSANEIN Salah	-	-	-	-	
Total Team					45	10	22	77	15.00

Non-Scoring Setters		Rk	No	Name	Exc	Faults	Cont	Total	Avg
		1	5	EL BAHAHEY Taher	18	-	30	48	6.00
		2	3	HASSAN Yasser	12	-	17	29	4.00
		3	9	HUSSEIN Mohamed	1	-	6	7	0.33
		10		HASSAN Adel	1	-	4	5	0.33
		8		ABD ELLATIF Abd Elnabi	1	-	3	4	0.33
		1		ELSHAWIKH Hesham	1	-	1	2	0.33
		7	12	ABD ELYAZID Mohamed	-	-	4	4	0.00
		4		ABD ALLA Ashraf	-	-	1	1	0.00
		2		AWED Tamer	-	-	-	-	
		11		ELHELBAWI Rezek	-	-	-	-	
		7		HASSANEIN Salah	-	-	-	-	
Total Team					34	-	66	100	11.33

Non-Scoring Receivers		Rk	No	Name	Exc	Faults	Cont	Total	Eff %
		1	8	ABD ELLATIF Abd Elnabi	14	-	1	15	93.33
			9	HUSSEIN Mohamed	11	-	3	14	
			12	ABD ELYAZID Mohamed	9	-	1	10	
			1	ELSHAWIKH Hesham	8	-	-	8	
			3	HASSAN Yasser	6	-	1	7	
			5	EL BAHAHEY Taher	2	-	-	2	
			10	HASSAN Adel	1	-	-	1	
			4	ABD ALLA Ashraf	-	-	-	-	
			2	AWED Tamer	-	-	-	-	
			11	ELHELBAWI Rezek	-	-	-	-	
			7	HASSANEIN Salah	-	-	-	-	
Total Team					51	-	6	57	89.47

Limit

25.00%

Legend:

Rk Rank      Exc Excellent      Cont Continues      Eff % Efficiency %      Avg Average per set

PRNVS00000112.00084A 00102417:22V04O

## FIN · Finland

After 5 Matches

Scoring Attackers	No	Name	MP	SP	Succ	Faults	Cont	Total	Succ %
		1	PYNNOENEN Allan	5	16	6	-	5	11
	2	HAENNINEN Keijo	5	16	6	2	10	18	33.33
	3	HEINO Jari	5	16	-	-	1	1	0.00
	4	LAINEN Jukka	5	16	17	6	19	42	40.48
	6	KAPIAINEN Petri	5	16	20	13	34	67	29.85
	7	TERVO Sami	5	16	1	1	2	4	25.00
	8	MELANEN Lauri	5	16	35	14	33	82	42.68
	9	TUOMINEN Veli-Matti	5	16	23	6	28	57	40.35
	10	PULLI Matti	5	16	20	8	47	75	26.67
	11	VENAELAEINEN Olavi	5	16	27	12	34	73	36.99
	12	VISTBACKA Aulis	5	16	10	5	25	40	25.00
	Team Totals		5	16	165	67	238	470	35.11

Scoring Blockers	No	Name	MP	SP	Succ	Faults	Cont	Total	Avg
		1	PYNNOENEN Allan	5	16	1	1	1	3
	2	HAENNINEN Keijo	5	16	1	5	5	11	0.06
	3	HEINO Jari	5	16	-	-	-	-	0.00
	4	LAINEN Jukka	5	16	5	7	9	21	0.31
	6	KAPIAINEN Petri	5	16	5	1	9	15	0.31
	7	TERVO Sami	5	16	-	2	-	2	0.00
	8	MELANEN Lauri	5	16	4	6	8	18	0.25
	9	TUOMINEN Veli-Matti	5	16	8	9	16	33	0.50
	10	PULLI Matti	5	16	8	11	20	39	0.50
	11	VENAELAEINEN Olavi	5	16	5	6	12	23	0.31
	12	VISTBACKA Aulis	5	16	5	3	6	14	0.31
	Team Totals		5	16	42	51	86	179	2.63

Scoring Servers	No	Name	MP	SP	Succ	Faults	Cont	Total	Avg
		1	PYNNOENEN Allan	5	16	1	2	4	7
	2	HAENNINEN Keijo	5	16	1	-	10	11	0.06
	3	HEINO Jari	5	16	-	-	-	-	0.00
	4	LAINEN Jukka	5	16	2	1	55	58	0.13
	6	KAPIAINEN Petri	5	16	1	1	46	48	0.06
	7	TERVO Sami	5	16	3	-	5	8	0.19
	8	MELANEN Lauri	5	16	5	1	43	49	0.31
	9	TUOMINEN Veli-Matti	5	16	7	8	40	55	0.44
	10	PULLI Matti	5	16	-	2	50	52	0.00
	11	VENAELAEINEN Olavi	5	16	1	3	35	39	0.06
	12	VISTBACKA Aulis	5	16	5	1	28	34	0.31
	Team Totals		5	16	26	19	316	361	1.63


Team	Opponent Errors & Team Faults	130	55
------	-------------------------------	-----	----


Legend:

Succ	Successes	Cont	Continues	Succ %	Success %	Avg	Average per set	MP	Matches Played
SP	Team Sets Played								

## FIN · Finland

After 5 Matches

Non-Scoring Diggers	No	Name	MP	SP	Exc	Faults	Cont	Total	Avg
	1	PYNNOENEN Allan	5	16	12	-	4	16	0.75
	2	HAENNINEN Keijo	5	16	8	3	4	15	0.50
	3	HEINO Jari	5	16	26	5	4	35	1.63
	4	LAINEN Jukka	5	16	21	8	13	42	1.31
	6	KAPIAINEN Petri	5	16	16	4	9	29	1.00
	7	TERVO Sami	5	16	2	-	-	2	0.13
	8	MELANEN Lauri	5	16	16	2	4	22	1.00
	9	TUOMINEN Veli-Matti	5	16	11	8	14	33	0.69
	10	PULLI Matti	5	16	28	9	10	47	1.75
	11	VENAELAEINEN Olavi	5	16	42	14	20	76	2.63
	12	VISTBACKA Aulis	5	16	11	11	8	30	0.69
	Team Totals			5	16	193	64	90	347

Non-Scoring Setters	No	Name	MP	SP	Exc	Faults	Cont	Total	Avg
	1	PYNNOENEN Allan	5	16	1	-	2	3	0.06
	2	HAENNINEN Keijo	5	16	2	-	3	5	0.13
	3	HEINO Jari	5	16	-	-	4	4	0.00
	4	LAINEN Jukka	5	16	41	2	74	117	2.56
	6	KAPIAINEN Petri	5	16	8	-	18	26	0.50
	7	TERVO Sami	5	16	1	-	-	1	0.06
	8	MELANEN Lauri	5	16	7	-	17	24	0.44
	9	TUOMINEN Veli-Matti	5	16	-	1	9	10	0.00
	10	PULLI Matti	5	16	53	1	90	144	3.31
	11	VENAELAEINEN Olavi	5	16	8	-	23	31	0.50
	12	VISTBACKA Aulis	5	16	3	-	1	4	0.19
	Team Totals			5	16	124	4	241	369

Non-Scoring Receivers	No	Name	MP	SP	Exc	Faults	Cont	Total	Eff %
	1	PYNNOENEN Allan	5	16	15	1	1	17	82.35
	2	HAENNINEN Keijo	5	16	5	-	-	5	100.0
	3	HEINO Jari	5	16	24	-	3	27	88.89
	4	LAINEN Jukka	5	16	27	1	4	32	81.25
	6	KAPIAINEN Petri	5	16	11	1	2	14	71.43
	7	TERVO Sami	5	16	-	-	-	-	0.00
	8	MELANEN Lauri	5	16	15	-	-	15	100.0
	9	TUOMINEN Veli-Matti	5	16	24	1	4	29	79.31
	10	PULLI Matti	5	16	21	1	3	25	80.00
	11	VENAELAEINEN Olavi	5	16	38	1	2	41	90.24
	12	VISTBACKA Aulis	5	16	19	2	1	22	77.27
	Team Totals			5	16	199	8	20	227


Legend:


Exc	Excellent	Cont	Continues	Eff %	Efficiency %	Avg	Average per set	MP	Matches Played
SP	Team Sets Played								


PRNVS00000113.00084A 00102417:23V04O

## EGY - Egypt

After 5 Matches

Scoring Attackers	No	Name	MP	SP	Succ	Faults	Cont	Total	Succ %
	1	ELSHAWIKH Hesham	5	15	40	10	35	85	47.06
	2	AWED Tamer	5	15	2	1	2	5	40.00
	3	HASSAN Yasser	5	15	26	11	30	67	38.81
	4	ABD ALLA Ashraf	5	15	14	7	13	34	41.18
	5	EL BAHAEY Taher	5	15	17	4	17	38	44.74
	7	HASSANEIN Salah	5	15	1	2	-	3	33.33
	8	ABD ELLATIF Abd Elnabi	5	15	-	-	1	1	0.00
	9	HUSSEIN Mohamed	5	15	36	11	58	105	34.29
	10	HASSAN Adel	5	15	18	12	24	54	33.33
	11	ELHELBAWI Rezek	5	15	6	-	4	10	60.00
	12	ABD ELYAZID Mohamed	5	15	25	13	32	70	35.71
	Team Totals			5	15	185	71	216	472

Scoring Blockers	No	Name	MP	SP	Succ	Faults	Cont	Total	Avg
	1	ELSHAWIKH Hesham	5	15	10	13	30	53	0.67
	2	AWED Tamer	5	15	-	-	-	-	0.00
	3	HASSAN Yasser	5	15	2	14	19	35	0.13
	4	ABD ALLA Ashraf	5	15	1	1	7	9	0.07
	5	EL BAHAEY Taher	5	15	1	4	4	9	0.07
	7	HASSANEIN Salah	5	15	-	-	-	-	0.00
	8	ABD ELLATIF Abd Elnabi	5	15	-	-	-	-	0.00
	9	HUSSEIN Mohamed	5	15	2	5	11	18	0.13
	10	HASSAN Adel	5	15	10	5	14	29	0.67
	11	ELHELBAWI Rezek	5	15	-	-	1	1	0.00
	12	ABD ELYAZID Mohamed	5	15	7	15	20	42	0.47
	Team Totals			5	15	33	57	106	196

Scoring Servers	No	Name	MP	SP	Succ	Faults	Cont	Total	Avg
	1	ELSHAWIKH Hesham	5	15	5	5	58	68	0.33
	2	AWED Tamer	5	15	1	-	14	15	0.07
	3	HASSAN Yasser	5	15	6	4	51	61	0.40
	4	ABD ALLA Ashraf	5	15	1	2	12	15	0.07
	5	EL BAHAEY Taher	5	15	3	1	41	45	0.20
	7	HASSANEIN Salah	5	15	-	-	3	3	0.00
	8	ABD ELLATIF Abd Elnabi	5	15	-	-	-	-	0.00
	9	HUSSEIN Mohamed	5	15	2	-	45	47	0.13
	10	HASSAN Adel	5	15	1	-	45	46	0.07
	11	ELHELBAWI Rezek	5	15	-	-	-	-	0.00
	12	ABD ELYAZID Mohamed	5	15	7	3	58	68	0.47
	Team Totals			5	15	26	15	327	368

Team	Opponent Errors & Team Faults	131	27
------	-------------------------------	-----	----


Legend:


Succ	Successes	Cont	Continues	Succ %	Success %	Avg	Average per set	MP	Matches Played
SP	Team Sets Played								



## EGY - Egypt

After 5 Matches

Non-Scoring Diggers		No	Name	MP	SP	Exc	Faults	Cont	Total	Avg
		1	ELSHAWIKH Hesham	5	15	23	3	12	38	1.53
		2	AWED Tamer	5	15	9	-	1	10	0.60
		3	HASSAN Yasser	5	15	34	5	23	62	2.27
		4	ABD ALLA Ashraf	5	15	3	-	-	3	0.20
		5	EL BAHAHEY Taher	5	15	16	2	25	43	1.07
		7	HASSANEIN Salah	5	15	1	1	-	2	0.07
		8	ABD ELLATIF Abd Elnabi	5	15	22	5	11	38	1.47
		9	HUSSEIN Mohamed	5	15	29	5	11	45	1.93
		10	HASSAN Adel	5	15	17	5	10	32	1.13
		11	ELHELBAWI Rezek	5	15	2	1	-	3	0.13
		12	ABD ELYAZID Mohamed	5	15	49	7	9	65	3.27
	Team Totals				5	15	205	34	102	341

Non-Scoring Setters		No	Name	MP	SP	Exc	Faults	Cont	Total	Avg
		1	ELSHAWIKH Hesham	5	15	3	-	11	14	0.20
		2	AWED Tamer	5	15	-	-	2	2	0.00
		3	HASSAN Yasser	5	15	65	-	90	155	4.33
		4	ABD ALLA Ashraf	5	15	4	-	8	12	0.27
		5	EL BAHAHEY Taher	5	15	43	5	69	117	2.87
		7	HASSANEIN Salah	5	15	3	-	1	4	0.20
		8	ABD ELLATIF Abd Elnabi	5	15	6	2	7	15	0.40
		9	HUSSEIN Mohamed	5	15	13	1	29	43	0.87
		10	HASSAN Adel	5	15	3	1	7	11	0.20
		11	ELHELBAWI Rezek	5	15	-	-	-	-	0.00
		12	ABD ELYAZID Mohamed	5	15	2	-	11	13	0.13
	Team Totals				5	15	142	9	235	386

Non-Scoring Receivers		No	Name	MP	SP	Exc	Faults	Cont	Total	Eff %
		1	ELSHAWIKH Hesham	5	15	22	1	5	28	75.00
		2	AWED Tamer	5	15	2	-	-	2	100.00
		3	HASSAN Yasser	5	15	8	-	2	10	80.00
		4	ABD ALLA Ashraf	5	15	1	-	1	2	50.00
		5	EL BAHAHEY Taher	5	15	18	1	-	19	89.47
		7	HASSANEIN Salah	5	15	3	-	-	3	100.00
		8	ABD ELLATIF Abd Elnabi	5	15	40	1	2	43	90.70
		9	HUSSEIN Mohamed	5	15	25	-	6	31	80.65
		10	HASSAN Adel	5	15	7	1	1	9	66.67
		11	ELHELBAWI Rezek	5	15	2	-	2	4	50.00
		12	ABD ELYAZID Mohamed	5	15	39	-	3	42	92.86
	Team Totals				5	15	167	4	22	193

Legend:

Exc	Excellent	Cont	Continues	Eff %	Efficiency %	Avg	Average per set	MP	Matches Played
SP	Team Sets Played								

PRNVS00000114.00073 00102418:25V01P

TUE 24 OCT 2000

P2

PAVILION 3

Match No: 29  
Start Time: 17:30

NED vs JPN  
2 0

Spectators:

Team	Sets	1	2	3	4	5	Total
NED	2	25	25	0			50
JPN	0	12	20	0			32
	Minutes	18	25				43

Referees: DAVISON Andrew (AUS) & PROBST Anton (GER)

NED ■ Netherlands								JPN ■ Japan							
No	Name	1	2	3	4	5	Pts	No	Name	1	2	3	4	5	Pts
1	TOP Pieter	■	■				10	1	KATO Masahiko	■	■				7
3	AALDERS Henk	■	■				6	2	SATO Ei	■	■				4
4	OONK Alfred	■	■				5	3	YOSHIDA Hitoshi	■	■				2
5	L VENDERBOSCH Andre	L	L					4	4	SHIKINE Toshinari					
6	OOMEN Harry	□	□					5	5	TAKEDA Yoshihito	■				1
7	DURGE Ron	■	■				1	6	ARIFUKU Junichi			□			
8	TIMMERMAN Edwin	■	■				2	7	NAKAYAMA Robert	■	■				
9	TIBBEN Stefan							8	TANAKA Koji	■	■			4	
10	LIJSSEN Martin							9	TANABE Tsutomu		■				
11	van der BROEK Edwin							10	WAKAIRO Hiroyuki	□	□				
12	VERSTAPPEN Johan	■	■				5	11	YONEZAWA Atsushi	□	□				
14	REEKERS Johan							12	SASAKI Masahiro						
Head Coach: JANSEN Kees								Head Coach: MANO Yoshihisa							
Assistant: BANFI Jozef								Assistant: YAMASHITA Shin							

## TEAM AND PLAYER PERFORMANCES

Won	Total Atts	No	Name	Scoring Skills	Won	Total Atts	No	Name
16	61	Total Team		Attack	16	74	Total Team	
7	18	1	TOP Pieter		6	13	1	KATO Masahiko
5	14	3	AALDERS Henk		4	15	8	TANAKA Koji
2	7	8	TIMMERMAN Edwin		3	14	2	SATO Ei
11	38	Total Team		Block	2	17	Total Team	
3	6	1	TOP Pieter		1	4	1	KATO Masahiko
3	8	4	OONK Alfred		1	1	2	SATO Ei
3	6	12	VERSTAPPEN Johan	Serve		33	Total Team	
2	49	Total Team						
1	6	4	OONK Alfred					
1	8	12	VERSTAPPEN Johan	Opp Error	14		Total Team	
21		Total Team			Total	32	124	Total Team
50	148	Total Team		Best Scorer				
10	10	1	TOP Pieter		7	7	1	KATO Masahiko

Jury President:

Signature:

### Legend:

■ Starting line-up      □ Substitute      nn Team Captain      L Substitute libero  
 Pts Points scored      L Libero Player      Opp Opponent      Atts Attempts

PRNVS00000115.00083 00102418:25V01P

Match No 29  
Start Time: 17:30


NED vs JPN  
2 0

Spectators:

Team	Sets	1	2	3	4	5	Total
NED	2	25	25	0			50
JPN	0	12	20	0			32
	Minutes	18	25				43

## NED · Netherlands

Scoring Attackers		Rk	No	Name	Succ	Faults	Cont	Total	Succ %
	1	1	TOP Pieter	7	2	9	18	38.89	
	2	3	AALDERS Henk	5	3	6	14	35.71	
		12	VERSTAPPEN Johan	1	3	7	11		
		4	OONK Alfred	1	-	6	7		
		8	TIMMERMAN Edwin	2	2	3	7		
		7	DURGE Ron	-	1	3	4		
		10	LIJSSEN Martin	-	-	-	-		
		6	OOMEN Harry	-	-	-	-		
		14	REEKERS Johan	-	-	-	-		
		9	TIBBEN Stefan	-	-	-	-		
		5	VENDERBOSCH Andre	-	-	-	-		
Limit		11	van der BROEK Edwin	-	-	-	-		
15.00%	Total Team			16	11	34	61	26.23	

Scoring Blockers		Rk	No	Name	Succ	Faults	Cont	Total	Avg
	1	4	OONK Alfred	3	-	5	8	1.50	
		1	TOP Pieter	3	1	2	6	1.50	
		12	VERSTAPPEN Johan	3	2	1	6	1.50	
	4	3	AALDERS Henk	1	4	3	8	0.50	
		7	DURGE Ron	1	3	1	5	0.50	
	6	14	REEKERS Johan	-	1	2	3	0.00	
		8	TIMMERMAN Edwin	-	2	-	2	0.00	
		10	LIJSSEN Martin	-	-	-	-		
		6	OOMEN Harry	-	-	-	-		
		9	TIBBEN Stefan	-	-	-	-		
		5	VENDERBOSCH Andre	-	-	-	-		
	11	van der BROEK Edwin	-	-	-	-			
Total Team				11	13	14	38	5.50	

Scoring Servers		Rk	No	Name	Succ	Faults	Cont	Total	Avg
	1	12	VERSTAPPEN Johan	1	3	4	8	0.50	
		4	OONK Alfred	1	2	3	6	0.50	
	3	3	AALDERS Henk	-	-	10	10	0.00	
		8	TIMMERMAN Edwin	-	-	10	10	0.00	
		7	DURGE Ron	-	-	4	4	0.00	
		6	OOMEN Harry	-	-	4	4	0.00	
		1	TOP Pieter	-	-	4	4	0.00	
		14	REEKERS Johan	-	-	3	3	0.00	
		10	LIJSSEN Martin	-	-	-	-		
		9	TIBBEN Stefan	-	-	-	-		
		5	VENDERBOSCH Andre	-	-	-	-		
	11	van der BROEK Edwin	-	-	-	-			
Total Team				2	5	42	49	1.00	

Team	Opponent Errors & Team Faults	21	2
------	-------------------------------	----	---

Legend:									
Rk	Rank	Succ	Successes	Cont	Continues	Succ %	Success %	Avg	Average per set


Match No 29  
Start Time: 17:30


**NED vs JPN**  
2 0


Spectators:

Team	Sets	1	2	3	4	5	Total
<b>NED</b>	<b>2</b>	25	25	0			50
<b>JPN</b>	<b>0</b>	12	20	0			32
	Minutes	18	25				43

## NED · Netherlands

Non-Scoring Diggers		Rk	No	Name	Exc	Faults	Cont	Total	Avg
		1	5	VENDERBOSCH Andre	6	1	-	7	3.00
		2	7	DURGE Ron	5	-	-	5	2.50
			12	VERSTAPPEN Johan	5	-	-	5	2.50
		4	3	AALDERS Henk	4	-	1	5	2.00
			4	OONK Alfred	4	-	1	5	2.00
		6	1	TOP Pieter	2	-	1	3	1.00
			7	OOMEN Harry	1	-	-	1	0.50
			10	LIJSSEN Martin	-	-	-	-	
			14	REEKERS Johan	-	-	-	-	
			9	TIBBEN Stefan	-	-	-	-	
			8	TIMMERMAN Edwin	-	-	-	-	
		11	van der BROEK Edwin	-	-	-	-		
<b>Total Team</b>					27	1	3	31	13.50

Non-Scoring Setters		Rk	No	Name	Exc	Faults	Cont	Total	Avg
		1	4	OONK Alfred	8	-	27	35	4.00
		2	7	DURGE Ron	2	-	5	7	1.00
			6	OOMEN Harry	2	-	2	4	1.00
		4	12	VERSTAPPEN Johan	1	-	3	4	0.50
			1	TOP Pieter	1	-	1	2	0.50
		6	3	AALDERS Henk	-	-	1	1	0.00
			5	VENDERBOSCH Andre	-	-	1	1	0.00
			10	LIJSSEN Martin	-	-	-	-	
			14	REEKERS Johan	-	-	-	-	
			9	TIBBEN Stefan	-	-	-	-	
			8	TIMMERMAN Edwin	-	-	-	-	
		11	van der BROEK Edwin	-	-	-	-		
<b>Total Team</b>					14	-	40	54	7.00

Non-Scoring Receivers		Rk	No	Name	Exc	Faults	Cont	Total	Eff %
			5	VENDERBOSCH Andre	6	-	1	7	
			3	AALDERS Henk	6	-	-	6	
			1	TOP Pieter	6	-	-	6	
			7	DURGE Ron	4	-	-	4	
			4	OONK Alfred	3	-	1	4	
			12	VERSTAPPEN Johan	2	-	-	2	
			10	LIJSSEN Martin	-	-	-	-	
			6	OOMEN Harry	-	-	-	-	
			14	REEKERS Johan	-	-	-	-	
			9	TIBBEN Stefan	-	-	-	-	
			8	TIMMERMAN Edwin	-	-	-	-	
		11	van der BROEK Edwin	-	-	-	-		
<b>Total Team</b>					27	-	2	29	93.10

Limit

25.00%

Legend:									
Rk	Rank	Exc	Excellent	Cont	Continues	Eff %	Efficiency %	Avg	Average per set

Match No 29  
Start Time: 17:30


NED vs JPN  
2 0


Spectators:

Team	Sets	1	2	3	4	5	Total
NED	2	25	25	0			50
JPN	0	12	20	0			32
	Minutes	18	25				43

## JPN - Japan

Scoring Attackers		Rk	No	Name	Succ	Faults	Cont	Total	Succ %
	1	1	KATO Masahiko	6	3	4	13	46.15	
	2	8	TANAKA Koji	4	5	6	15	26.67	
	3	2	SATO Ei	3	4	7	14	21.43	
		3	YOSHIDA Hitoshi	2	5	9	16		
		7	NAKAYAMA Robert	-	-	6	6		
		5	TAKEDA Yoshihito	1	-	3	4		
		10	WAKAIRO Hiroyuki	-	2	2	4		
		9	TANABE Tsutomu	-	1	1	2		
		6	ARIFUKU Junichi	-	-	-	-		
		12	SASAKI Masahiro	-	-	-	-		
		4	SHIKINE Toshinari	-	-	-	-		
Limit 15.00%		11	YONEZAWA Atsushi	-	-	-	-		
Total Team				16	20	38	74	21.62	

Scoring Blockers		Rk	No	Name	Succ	Faults	Cont	Total	Avg
	1	1	KATO Masahiko	1	-	3	4	0.50	
		2	SATO Ei	1	-	-	1	0.50	
	3	8	TANAKA Koji	-	-	6	6	0.00	
		7	NAKAYAMA Robert	-	-	3	3	0.00	
		5	TAKEDA Yoshihito	-	1	2	3	0.00	
		6	ARIFUKU Junichi	-	-	-	-		
		12	SASAKI Masahiro	-	-	-	-		
		4	SHIKINE Toshinari	-	-	-	-		
		9	TANABE Tsutomu	-	-	-	-		
		10	WAKAIRO Hiroyuki	-	-	-	-		
		11	YONEZAWA Atsushi	-	-	-	-		
	3	YOSHIDA Hitoshi	-	-	-	-			
Total Team				2	1	14	17	1.00	

Scoring Servers		Rk	No	Name	Succ	Faults	Cont	Total	Avg
	1	6	ARIFUKU Junichi	-	1	6	7	0.00	
		3	YOSHIDA Hitoshi	-	-	5	5	0.00	
		1	KATO Masahiko	-	1	3	4	0.00	
		7	NAKAYAMA Robert	-	-	4	4	0.00	
		8	TANAKA Koji	-	-	4	4	0.00	
		2	SATO Ei	-	-	3	3	0.00	
		9	TANABE Tsutomu	-	1	2	3	0.00	
		11	YONEZAWA Atsushi	-	-	2	2	0.00	
		5	TAKEDA Yoshihito	-	-	1	1	0.00	
		12	SASAKI Masahiro	-	-	-	-		
		4	SHIKINE Toshinari	-	-	-	-		
	10	WAKAIRO Hiroyuki	-	-	-	-			
Total Team				-	3	30	33	0.00	

Team	Opponent Errors & Team Faults	14	5
------	-------------------------------	----	---

Legend:									
Rk	Rank	Succ	Successes	Cont	Continues	Succ %	Success %	Avg	Average per set

Match No 29  
Start Time: 17:30

NED vs JPN  
2 0

Spectators:

Team	Sets	1	2	3	4	5	Total
NED	2	25	25	0			50
JPN	0	12	20	0			32
	Minutes	18	25				43

## JPN - Japan

Non-Scoring Diggers		Rk	No	Name	Exc	Faults	Cont	Total	Avg
		1	2	SATO Ei	8	3	2	13	4.00
		2	8	TANAKA Koji	7	-	2	9	3.50
		3	9	TANABE Tsutomu	5	-	-	5	2.50
		4	7	NAKAYAMA Robert	4	5	1	10	2.00
			1	KATO Masahiko	4	2	1	7	2.00
		6	3	YOSHIDA Hitoshi	3	1	2	6	1.50
		7	6	ARIFUKU Junichi	2	-	-	2	1.00
		8	5	TAKEDA Yoshihito	-	3	1	4	0.00
			11	YONEZAWA Atsushi	-	1	-	1	0.00
			12	SASAKI Masahiro	-	-	-	-	-
			4	SHIKINE Toshinari	-	-	-	-	-
			10	WAKAIRO Hiroyuki	-	-	-	-	-
	Total Team					33	15	9	57

Non-Scoring Setters		Rk	No	Name	Exc	Faults	Cont	Total	Avg
		1	7	NAKAYAMA Robert	7	-	15	22	3.50
		2	9	TANABE Tsutomu	4	-	12	16	2.00
		3	5	TAKEDA Yoshihito	2	-	11	13	1.00
			2	SATO Ei	2	3	3	8	1.00
		5	1	KATO Masahiko	-	-	7	7	0.00
			3	YOSHIDA Hitoshi	-	1	1	2	0.00
			8	TANAKA Koji	-	-	1	1	0.00
			6	ARIFUKU Junichi	-	-	-	-	-
			12	SASAKI Masahiro	-	-	-	-	-
			4	SHIKINE Toshinari	-	-	-	-	-
			10	WAKAIRO Hiroyuki	-	-	-	-	-
			11	YONEZAWA Atsushi	-	-	-	-	-
	Total Team					15	4	50	69

Non-Scoring Receivers		Rk	No	Name	Exc	Faults	Cont	Total	Eff %
		1	7	NAKAYAMA Robert	10	-	3	13	76.92
		2	3	YOSHIDA Hitoshi	6	2	3	11	36.36
			1	KATO Masahiko	4	-	-	4	-
			2	SATO Ei	2	-	2	4	-
			9	TANABE Tsutomu	2	-	2	4	-
			8	TANAKA Koji	3	-	1	4	-
			6	ARIFUKU Junichi	1	-	1	2	-
			11	YONEZAWA Atsushi	2	-	-	2	-
			12	SASAKI Masahiro	-	-	-	-	-
			4	SHIKINE Toshinari	-	-	-	-	-
			5	TAKEDA Yoshihito	-	-	-	-	-
			10	WAKAIRO Hiroyuki	-	-	-	-	-
	Total Team					30	2	12	44

Limit  
25.00%

Legend:									
Rk	Rank	Exc	Excellent	Cont	Continues	Eff %	Efficiency %	Avg	Average per set



PRNVS00000116.00076A 00102418:37V01U



Preliminaries A				Points per Set					Total	Minutes	Spectators
Match	Date	Teams	Sets	1	2	3	4	5	Points		
1	20 Oct 2000	IRI vs NED	3-0	25-19	25-22	25-10			75-51	57	3255
3	20 Oct 2000	USA vs HUN	0-3	16-25	6-25	8-25			30-75	48	1260
5	20 Oct 2000	GER vs JPN	3-0	25-10	25-17	25-14			75-41	55	402
8	21 Oct 2000	IRI vs USA	3-0	25-6	25-16	25-9			75-31	49	1855
10	21 Oct 2000	GER vs NED	3-0	25-14	25-19	25-21			75-54	63	1355
12	21 Oct 2000	JPN vs HUN	0-3	16-25	14-25	25-27			55-77	65	1235
13	22 Oct 2000	IRI vs GER	3-0	25-20	25-18	25-18			75-56	62	2355
15	22 Oct 2000	JPN vs USA	3-0	25-15	25-14	25-16			75-45	57	2325
17	22 Oct 2000	HUN vs NED	0-3	21-25	22-25	23-25			66-75	66	1025
20	23 Oct 2000	HUN vs GER	0-3	21-25	19-25	22-25			62-75	64	3286
22	23 Oct 2000	NED vs USA	3-0	25-12	25-7	25-13			75-32	46	2640
24	23 Oct 2000	IRI vs JPN	3-0	25-12	25-14	25-18			75-44	60	570
<b>Latest Matches</b>											
25	24 Oct 2000	USA vs GER	0-3	3-25	15-25	9-25			27-75	49	2350
27	24 Oct 2000	IRI vs HUN	3-0	25-15	25-18	25-15			75-48	55	1760

Preliminaries A											
Rank	NPC Code	Matches				Sets			Points		
		Pts	Total	Won	Lost	Won	Lost	Ratio	Won	Lost	Ratio
1	IRI	10	5	5	0	15	0	Max	375	230	1.63
2	GER	9	5	4	1	12	3	4.00	356	259	1.37
3	HUN	7	5	2	3	6	9	0.67	328	310	1.06
4	NED	6	4	2	2	6	6	1.00	255	248	1.03
5	JPN	5	4	1	3	3	9	0.33	215	272	0.79
6	USA	5	5	0	5	0	15	0.00	165	375	0.44

Legend:  
Pts Standings Points

PROVISIONAL

PRNVS00000117.00073 00102418:48V010

TUE 24 OCT 2000

P2

PAVILION 3

Match No: 29  
Start Time: 17:30

NED vs JPN  
3 vs 0

Spectators: 877

Team	Sets	1	2	3	Total
NED	3	25	25	25	75
JPN	0	12	20	17	49
	Minutes	18	25	22	65

Referees: DAVISON Andrew (AUS) & PROBST Anton (GER)

NED ■ Netherlands							JPN ■ Japan								
No	Name	1	2	3	4	5	Pts	No	Name	1	2	3	4	5	Pts
1	TOP Pieter	■	■	■			15	1	KATO Masahiko	■	■	■			11
3	AALDERS Henk	■	■	■			13	2	SATO Ei	■	■				4
4	OONK Alfred	■	■	■			6	3	YOSHIDA Hitoshi	■	■	■			3
5	L VENDERBOSCH Andre	L	L	L				4	4	SHIKINE Toshinari			■		1
6	OOMEN Harry	□	□					5	5	TAKEDA Yoshihito	■				1
7	DURGE Ron	■	■	■			4	6	ARIFUKU Junichi		□				
8	TIMMERMAN Edwin	■	■				2	7	NAKAYAMA Robert	■	■	■			
9	TIBBEN Stefan			■			4	8	TANAKA Koji	■	■	■			8
10	LIJSSEN Martin							9	TANABE Tsutomu		■	■			
11	van der BROEK Edwin			■			1	10	WAKAIRO Hiroyuki	□	□	□			
12	VERSTAPPEN Johan	■	■				5	11	YONEZAWA Atsushi	□	□	□			
14	REEKERS Johan		□					12	SASAKI Masahiro						
<b>Head Coach:</b> JANSEN Kees							<b>Head Coach:</b> MANO Yoshihisa								
<b>Assistant:</b> BANFI Jozef							<b>Assistant:</b> YAMASHITA Shin								

## TEAM AND PLAYER PERFORMANCES

Won	Total Atts	No	Name	Scoring Skills	Won	Total Atts	No	Name
28	89	<b>Total Team</b>		<b>Attack</b>	25	106	<b>Total Team</b>	
11	23	1	TOP Pieter		10	22	1	KATO Masahiko
8	26	3	AALDERS Henk		7	24	8	TANAKA Koji
2	11	4	OONK Alfred		3	14	2	SATO Ei
18	55	<b>Total Team</b>		<b>Block</b>	2	29	<b>Total Team</b>	
4	8	1	TOP Pieter		1	8	1	KATO Masahiko
3	15	3	AALDERS Henk		1	1	2	SATO Ei
3	8	4	OONK Alfred	<b>Serve</b>	1	50	<b>Total Team</b>	
4	73	<b>Total Team</b>			1	6	8	TANAKA Koji
2	16	3	AALDERS Henk					
1	8	4	OONK Alfred					
1	8	12	VERSTAPPEN Johan	<b>Opp Error</b>	21		<b>Total Team</b>	
25		<b>Total Team</b>			49	185	<b>Total Team</b>	
75	217	<b>Total Team</b>		<b>Total</b>				
15	15	1	TOP Pieter	<b>Best Scorer</b>	11	11	1	KATO Masahiko

### Legend:

■ Starting line-up      □ Substitute      nn Team Captain      □ L Substitute libero  
 Pts Points scored      L Libero Player      Opp Opponent      Atts Attempts

PRNVS00000118.00083 00102418:54V010


Match No 29  
Start Time: 17:30


NED vs JPN  
3 0


Spectators: 877

Team	Sets	1	2	3	Total
NED	3	25	25	25	75
JPN	0	12	20	17	49
	Minutes	18	25	22	65

## NED · Netherlands

Scoring Attackers		Rk	No	Name	Succ	Faults	Cont	Total	Succ %
	1	1	TOP Pieter	11	2	10	23	47.83	
	2	3	AALDERS Henk	8	4	14	26	30.77	
		4	OONK Alfred	2	1	8	11		
		12	VERSTAPPEN Johan	1	3	7	11		
		7	DURGE Ron	2	2	3	7		
		8	TIMMERMAN Edwin	2	2	3	7		
		11	van der BROEK Edwin	1	2	-	3		
		9	TIBBEN Stefan	1	-	-	1		
		10	LIJSSEN Martin	-	-	-	-		
		6	OOMEN Harry	-	-	-	-		
		14	REEKERS Johan	-	-	-	-		
	Limit	5	VENDERBOSCH Andre	-	-	-	-		
	15.00%	Total Team			28	16	45	89	31.46

Scoring Blockers		Rk	No	Name	Succ	Faults	Cont	Total	Avg
	1	1	TOP Pieter	4	1	3	8	1.33	
	2	3	AALDERS Henk	3	7	5	15	1.00	
		4	OONK Alfred	3	-	5	8	1.00	
		12	VERSTAPPEN Johan	3	2	1	6	1.00	
		9	TIBBEN Stefan	3	1	-	4	1.00	
	6	7	DURGE Ron	2	5	1	8	0.67	
	7	14	REEKERS Johan	-	1	2	3	0.00	
		8	TIMMERMAN Edwin	-	2	-	2	0.00	
		11	van der BROEK Edwin	-	-	1	1	0.00	
		10	LIJSSEN Martin	-	-	-	-		
		6	OOMEN Harry	-	-	-	-		
	5	VENDERBOSCH Andre	-	-	-	-			
Total Team			18	19	18	55	6.00		

Scoring Servers		Rk	No	Name	Succ	Faults	Cont	Total	Avg
	1	3	AALDERS Henk	2	-	14	16	0.67	
	2	4	OONK Alfred	1	2	5	8	0.33	
		12	VERSTAPPEN Johan	1	3	4	8	0.33	
	4	1	TOP Pieter	-	-	13	13	0.00	
		8	TIMMERMAN Edwin	-	-	10	10	0.00	
		7	DURGE Ron	-	-	6	6	0.00	
		6	OOMEN Harry	-	-	4	4	0.00	
		14	REEKERS Johan	-	-	3	3	0.00	
		9	TIBBEN Stefan	-	-	3	3	0.00	
		11	van der BROEK Edwin	-	-	2	2	0.00	
		10	LIJSSEN Martin	-	-	-	-		
	5	VENDERBOSCH Andre	-	-	-	-			
Total Team			4	5	64	73	1.33		

Team	Opponent Errors & Team Faults	25	4

Legend:									
Rk	Rank	Succ	Successes	Cont	Continues	Succ %	Success %	Avg	Average per set


Match No 29  
Start Time: 17:30


**NED vs JPN**  
**3 0**


Spectators: 877

Team	Sets	1	2	3	Total
<b>NED</b>	<b>3</b>	25	25	25	75
<b>JPN</b>	<b>0</b>	12	20	17	49
	Minutes	18	25	22	65

## NED · Netherlands

Non-Scoring Diggers		Rk	No	Name	Exc	Faults	Cont	Total	Avg
	1	5	VENDERBOSCH Andre	8	2	-	10	2.67	
	2	7	DURGE Ron	6	1	-	7	2.00	
	3	1	TOP Pieter	5	1	2	8	1.67	
	4		OONK Alfred	5	1	1	7	1.67	
		12	VERSTAPPEN Johan	5	-	-	5	1.67	
	6	3	AALDERS Henk	4	-	2	6	1.33	
		11	van der BROEK Edwin	4	-	1	5	1.33	
	8	6	OOMEN Harry	1	-	-	1	0.33	
		10	LIJSSEN Martin	-	-	-	-	-	
		14	REEKERS Johan	-	-	-	-	-	
		9	TIBBEN Stefan	-	-	-	-	-	
		8	TIMMERMAN Edwin	-	-	-	-	-	
<b>Total Team</b>				38	5	6	49	12.67	

Non-Scoring Setters		Rk	No	Name	Exc	Faults	Cont	Total	Avg
	1	4	OONK Alfred	14	-	38	52	4.67	
	2	7	DURGE Ron	4	-	7	11	1.33	
	3	6	OOMEN Harry	2	-	2	4	0.67	
	4	12	VERSTAPPEN Johan	1	-	3	4	0.33	
		1	TOP Pieter	1	-	2	3	0.33	
		3	AALDERS Henk	1	-	1	2	0.33	
	7	5	VENDERBOSCH Andre	-	-	1	1	0.00	
		10	LIJSSEN Martin	-	-	-	-	-	
		14	REEKERS Johan	-	-	-	-	-	
		9	TIBBEN Stefan	-	-	-	-	-	
		8	TIMMERMAN Edwin	-	-	-	-	-	
	11	van der BROEK Edwin	-	-	-	-	-		
<b>Total Team</b>				23	-	54	77	7.67	

Non-Scoring Receivers		Rk	No	Name	Exc	Faults	Cont	Total	Eff %
	1	5	VENDERBOSCH Andre	11	-	1	12	91.67	
		3	AALDERS Henk	9	-	-	9	-	
		1	TOP Pieter	7	-	-	7	-	
		7	DURGE Ron	6	-	-	6	-	
		4	OONK Alfred	3	-	1	4	-	
		12	VERSTAPPEN Johan	2	-	-	2	-	
		11	van der BROEK Edwin	2	-	-	2	-	
		10	LIJSSEN Martin	-	-	-	-	-	
		6	OOMEN Harry	-	-	-	-	-	
		14	REEKERS Johan	-	-	-	-	-	
		9	TIBBEN Stefan	-	-	-	-	-	
		8	TIMMERMAN Edwin	-	-	-	-	-	
	<b>Total Team</b>				40	-	2	42	95.24

Limit

25.00%

**Legend:**

Rk Rank      Exc Excellent      Cont Continues      Eff % Efficiency %      Avg Average per set


Match No 29  
Start Time: 17:30


NED vs JPN  
3 0


Spectators: 877

Team	Sets	1	2	3	Total
NED	3	25	25	25	75
JPN	0	12	20	17	49
	Minutes	18	25	22	65

## JPN - Japan

Scoring Attackers		Rk	No	Name	Succ	Faults	Cont	Total	Succ %
	1	1	KATO Masahiko	10	4	8	22	45.45	
	2	8	TANAKA Koji	7	10	7	24	29.17	
	3	3	YOSHIDA Hitoshi	3	6	14	23		
	2	2	SATO Ei	3	4	7	14		
	7	7	NAKAYAMA Robert	-	-	7	7		
	10	10	WAKAIRO Hiroyuki	-	2	4	6		
	4	4	SHIKINE Toshinari	1	1	2	4		
	5	5	TAKEDA Yoshihito	1	-	3	4		
	9	9	TANABE Tsutomu	-	1	1	2		
	6	6	ARIFUKU Junichi	-	-	-	-		
	12	12	SASAKI Masahiro	-	-	-	-		
11	11	YONEZAWA Atsushi	-	-	-	-			
Limit	15.00%								
Total Team				25	28	53	106	23.58	

Scoring Blockers		Rk	No	Name	Succ	Faults	Cont	Total	Avg
	1	1	KATO Masahiko	1	1	6	8	0.33	
	2	2	SATO Ei	1	-	-	1	0.33	
	3	8	TANAKA Koji	-	-	8	9	0.00	
	7	7	NAKAYAMA Robert	-	-	4	4	0.00	
	5	5	TAKEDA Yoshihito	-	1	2	3	0.00	
	4	4	SHIKINE Toshinari	-	-	1	1	0.00	
	9	9	TANABE Tsutomu	-	1	-	1	0.00	
	10	10	WAKAIRO Hiroyuki	-	-	1	1	0.00	
	3	3	YOSHIDA Hitoshi	-	-	1	1	0.00	
	6	6	ARIFUKU Junichi	-	-	-	-		
	12	12	SASAKI Masahiro	-	-	-	-		
11	11	YONEZAWA Atsushi	-	-	-	-			
Total Team				2	4	23	29	0.67	

Scoring Servers		Rk	No	Name	Succ	Faults	Cont	Total	Avg
	1	8	TANAKA Koji	1	1	4	6	0.33	
	2	3	YOSHIDA Hitoshi	-	-	8	8	0.00	
	6	6	ARIFUKU Junichi	-	1	6	7	0.00	
	1	1	KATO Masahiko	-	1	5	6	0.00	
	4	4	SHIKINE Toshinari	-	-	6	6	0.00	
	7	7	NAKAYAMA Robert	-	-	5	5	0.00	
	9	9	TANABE Tsutomu	-	1	4	5	0.00	
	2	2	SATO Ei	-	-	3	3	0.00	
	11	11	YONEZAWA Atsushi	-	-	3	3	0.00	
	5	5	TAKEDA Yoshihito	-	-	1	1	0.00	
	12	12	SASAKI Masahiro	-	-	-	-		
10	10	WAKAIRO Hiroyuki	-	-	-	-			
Total Team				1	4	45	50	0.33	

Team	Opponent Errors & Team Faults	21	8
------	-------------------------------	----	---

Legend:									
Rk	Rank	Succ	Successes	Cont	Continues	Succ %	Success %	Avg	Average per set




Match No 29  
Start Time: 17:30


**NED vs JPN**  
**3 0**


Spectators: 877

Team	Sets	1	2	3	Total
<b>NED</b>	<b>3</b>	25	25	25	75
<b>JPN</b>	<b>0</b>	12	20	17	49
	Minutes	18	25	22	65

## JPN - Japan

Non-Scoring Diggers		Rk	No	Name	Exc	Faults	Cont	Total	Avg
		1	9	TANABE Tsutomu	9	4	-	13	3.00
		2	2	SATO Ei	8	3	2	13	2.67
			8	TANAKA Koji	8	1	4	13	2.67
		4	7	NAKAYAMA Robert	5	6	2	13	1.67
			1	KATO Masahiko	5	3	1	9	1.67
		6	3	YOSHIDA Hitoshi	3	1	2	6	1.00
		7	6	ARIFUKU Junichi	2	-	-	2	0.67
		8	4	SHIKINE Toshinari	1	1	1	3	0.33
		9	5	TAKEDA Yoshihito	-	3	1	4	0.00
			11	YONEZAWA Atsushi	-	1	-	1	0.00
		12	SASAKI Masahiro	-	-	-	-	-	-
		10	WAKAIRO Hiroyuki	-	-	-	-	-	-
Total Team					41	23	13	77	13.67

Non-Scoring Setters		Rk	No	Name	Exc	Faults	Cont	Total	Avg
		1	7	NAKAYAMA Robert	9	-	25	34	3.00
		2	9	TANABE Tsutomu	8	-	18	26	2.67
		3	5	TAKEDA Yoshihito	2	-	11	13	0.67
			2	SATO Ei	2	3	3	8	0.67
		5	8	TANAKA Koji	1	-	1	2	0.33
		6	1	KATO Masahiko	-	-	9	9	0.00
			4	SHIKINE Toshinari	-	-	2	2	0.00
			10	WAKAIRO Hiroyuki	-	-	2	2	0.00
			3	YOSHIDA Hitoshi	-	1	1	2	0.00
			6	ARIFUKU Junichi	-	-	-	-	-
		12	SASAKI Masahiro	-	-	-	-	-	-
		11	YONEZAWA Atsushi	-	-	-	-	-	-
Total Team					22	4	72	98	7.33

Non-Scoring Receivers		Rk	No	Name	Exc	Faults	Cont	Total	Eff %
		1	7	NAKAYAMA Robert	15	1	3	19	73.68
			3	YOSHIDA Hitoshi	10	2	3	15	-
			1	KATO Masahiko	8	-	1	9	-
			8	TANAKA Koji	6	-	3	9	-
			9	TANABE Tsutomu	4	-	2	6	-
			2	SATO Ei	2	-	2	4	-
			6	ARIFUKU Junichi	1	-	1	2	-
			4	SHIKINE Toshinari	-	1	1	2	-
			11	YONEZAWA Atsushi	2	-	-	2	-
			12	SASAKI Masahiro	-	-	-	-	-
		5	TAKEDA Yoshihito	-	-	-	-	-	
		10	WAKAIRO Hiroyuki	-	-	-	-	-	
Total Team					48	4	16	68	64.71

Limit


25.00%


Legend:									
Rk	Rank	Exc	Excellent	Cont	Continues	Eff %	Efficiency %	Avg	Average per set


PRNVS00000119.00084A 00102418:58V040

## NED · Netherlands

After 5 Matches

Scoring Attackers	No	Name	MP	SP	Succ	Faults	Cont	Total	Succ %
		1	TOP Pieter	5	15	33	10	48	91
	3	AALDERS Henk	5	15	31	13	49	93	33.33
	4	OONK Alfred	5	15	10	6	20	36	27.78
	5	VENDERBOSCH Andre	5	15	-	-	1	1	0.00
	6	OOMEN Harry	5	15	1	-	1	2	50.00
	7	DURGE Ron	5	15	18	8	20	46	39.13
	8	TIMMERMAN Edwin	5	15	20	12	21	53	37.74
	9	TIBBEN Stefan	5	15	13	9	5	27	48.15
	10	LIJSSEN Martin	5	15	-	-	2	2	0.00
	11	van der BROEK Edwin	5	15	1	2	-	3	33.33
	12	VERSTAPPEN Johan	5	15	16	12	28	56	28.57
	14	REEKERS Johan	5	15	2	-	-	2	100.0
	Team Totals		5	15	145	72	195	412	35.19

Scoring Blockers	No	Name	MP	SP	Succ	Faults	Cont	Total	Avg
		1	TOP Pieter	5	15	14	15	22	51
	3	AALDERS Henk	5	15	4	16	17	37	0.27
	4	OONK Alfred	5	15	10	16	19	45	0.67
	5	VENDERBOSCH Andre	5	15	-	-	-	-	0.00
	6	OOMEN Harry	5	15	-	-	1	1	0.00
	7	DURGE Ron	5	15	4	11	9	24	0.27
	8	TIMMERMAN Edwin	5	15	7	11	17	35	0.47
	9	TIBBEN Stefan	5	15	4	6	11	21	0.27
	10	LIJSSEN Martin	5	15	-	-	-	-	0.00
	11	van der BROEK Edwin	5	15	-	1	2	3	0.00
	12	VERSTAPPEN Johan	5	15	11	11	7	29	0.73
	14	REEKERS Johan	5	15	-	2	2	4	0.00
	Team Totals		5	15	54	89	107	250	3.60

Scoring Servers	No	Name	MP	SP	Succ	Faults	Cont	Total	Avg
		1	TOP Pieter	5	15	3	2	41	46
	3	AALDERS Henk	5	15	4	5	51	60	0.27
	4	OONK Alfred	5	15	2	3	32	37	0.13
	5	VENDERBOSCH Andre	5	15	-	-	-	-	0.00
	6	OOMEN Harry	5	15	-	2	15	17	0.00
	7	DURGE Ron	5	15	4	2	27	33	0.27
	8	TIMMERMAN Edwin	5	15	-	-	44	44	0.00
	9	TIBBEN Stefan	5	15	-	-	8	8	0.00
	10	LIJSSEN Martin	5	15	-	-	-	-	0.00
	11	van der BROEK Edwin	5	15	-	-	4	4	0.00
	12	VERSTAPPEN Johan	5	15	4	4	49	57	0.27
	14	REEKERS Johan	5	15	2	2	17	21	0.13
	Team Totals		5	15	19	20	288	327	1.27


Team	Opponent Errors & Team Faults	112	42
------	-------------------------------	-----	----


Legend:


Succ	Successes	Cont	Continues	Succ %	Success %	Avg	Average per set	MP	Matches Played
SP	Team Sets Played								

## NED · Netherlands

After 5 Matches

Non-Scoring Diggers		No	Name	MP	SP	Exc	Faults	Cont	Total	Avg	
		1	TOP Pieter	5	15	13	7	20	40	0.87	
		3	AALDERS Henk	5	15	19	8	15	42	1.27	
		4	OONK Alfred	5	15	14	6	25	45	0.93	
		5	VENDERBOSCH Andre	5	15	17	12	10	39	1.13	
		6	OOMEN Harry	5	15	8	3	11	22	0.53	
		7	DURGE Ron	5	15	13	10	21	44	0.87	
		8	TIMMERMAN Edwin	5	15	3	3	11	17	0.20	
		9	TIBBEN Stefan	5	15	1	1	1	3	0.07	
		10	LIJSSEN Martin	5	15	-	1	-	1	0.00	
		11	van der BROEK Edwin	5	15	8	1	2	11	0.53	
		12	VERSTAPPEN Johan	5	15	12	4	9	25	0.80	
		14	REEKERS Johan	5	15	-	1	2	3	0.00	
			Team Totals		5	15	108	57	127	292	7.20

Non-Scoring Setters		No	Name	MP	SP	Exc	Faults	Cont	Total	Avg	
		1	TOP Pieter	5	15	4	-	9	13	0.27	
		3	AALDERS Henk	5	15	4	-	11	15	0.27	
		4	OONK Alfred	5	15	70	1	122	193	4.67	
		5	VENDERBOSCH Andre	5	15	1	-	6	7	0.07	
		6	OOMEN Harry	5	15	15	3	28	46	1.00	
		7	DURGE Ron	5	15	16	-	36	52	1.07	
		8	TIMMERMAN Edwin	5	15	-	-	7	7	0.00	
		9	TIBBEN Stefan	5	15	1	-	2	3	0.07	
		10	LIJSSEN Martin	5	15	-	-	-	-	0.00	
		11	van der BROEK Edwin	5	15	-	-	1	1	0.00	
		12	VERSTAPPEN Johan	5	15	2	-	5	7	0.13	
		14	REEKERS Johan	5	15	5	-	6	11	0.33	
			Team Totals		5	15	118	4	233	355	7.87

Non-Scoring Receivers		No	Name	MP	SP	Exc	Faults	Cont	Total	Eff %	
		1	TOP Pieter	5	15	38	-	6	44	86.36	
		3	AALDERS Henk	5	15	31	2	2	35	82.86	
		4	OONK Alfred	5	15	7	2	1	10	50.00	
		5	VENDERBOSCH Andre	5	15	75	3	9	87	82.76	
		6	OOMEN Harry	5	15	4	2	-	6	33.33	
		7	DURGE Ron	5	15	23	2	1	26	80.77	
		8	TIMMERMAN Edwin	5	15	2	-	-	2	100.0	
		9	TIBBEN Stefan	5	15	-	-	-	-	0.00	
		10	LIJSSEN Martin	5	15	-	-	-	-	0.00	
		11	van der BROEK Edwin	5	15	2	-	-	2	100.0	
		12	VERSTAPPEN Johan	5	15	16	-	1	17	94.12	
		14	REEKERS Johan	5	15	2	1	-	3	33.33	
			Team Totals		5	15	200	12	20	232	81.03


Legend:


Exc	Excellent	Cont	Continues	Exc %	Efficiency %	Avg	Average per set	MP	Matches Played
SP	Team Sets Played								


PRNVS0000011A.00084A 00102418:59V040

# JPN - Japan

After 5 Matches

Scoring Attackers	No	Name	MP	SP	Succ	Faults	Cont	Total	Succ %
		1	KATO Masahiko	5	15	28	20	56	104
	2	SATO Ei	5	15	15	22	44	81	18.52
	3	YOSHIDA Hitoshi	5	15	8	22	34	64	12.50
	5	TAKEDA Yoshihito	5	15	3	3	10	16	18.75
	7	NAKAYAMA Robert	5	15	4	5	26	35	11.43
	4	SHIKINE Toshinari	5	15	6	5	14	25	24.00
	6	ARIFUKU Junichi	5	15	1	-	1	2	50.00
	9	TANABE Tsutomu	5	15	-	1	1	2	0.00
	8	TANAKA Koji	5	15	43	38	52	133	32.33
	12	SASAKI Masahiro	5	15	-	-	-	-	0.00
	11	YONEZAWA Atsushi	5	15	-	-	-	-	0.00
	10	WAKAIRO Hiroyuki	5	15	2	2	11	15	13.33
	Team Totals		5	15	110	118	249	477	23.06

Scoring Blockers	No	Name	MP	SP	Succ	Faults	Cont	Total	Avg
		1	KATO Masahiko	5	15	4	9	14	27
	2	SATO Ei	5	15	1	3	3	7	0.07
	3	YOSHIDA Hitoshi	5	15	2	4	5	11	0.13
	5	TAKEDA Yoshihito	5	15	2	11	14	27	0.13
	7	NAKAYAMA Robert	5	15	1	7	23	31	0.07
	4	SHIKINE Toshinari	5	15	1	3	4	8	0.07
	6	ARIFUKU Junichi	5	15	-	-	-	-	0.00
	9	TANABE Tsutomu	5	15	-	1	-	1	0.00
	8	TANAKA Koji	5	15	6	6	23	35	0.40
	12	SASAKI Masahiro	5	15	-	-	-	-	0.00
	11	YONEZAWA Atsushi	5	15	-	-	-	-	0.00
	10	WAKAIRO Hiroyuki	5	15	-	-	2	2	0.00
	Team Totals		5	15	17	44	88	149	1.13

Scoring Servers	No	Name	MP	SP	Succ	Faults	Cont	Total	Avg
		1	KATO Masahiko	5	15	3	5	42	50
	2	SATO Ei	5	15	-	3	25	28	0.00
	3	YOSHIDA Hitoshi	5	15	1	1	32	34	0.07
	5	TAKEDA Yoshihito	5	15	3	3	21	27	0.20
	7	NAKAYAMA Robert	5	15	3	-	52	55	0.20
	4	SHIKINE Toshinari	5	15	-	1	15	16	0.00
	6	ARIFUKU Junichi	5	15	-	1	8	9	0.00
	9	TANABE Tsutomu	5	15	2	1	10	13	0.13
	8	TANAKA Koji	5	15	2	10	13	25	0.13
	12	SASAKI Masahiro	5	15	-	-	3	3	0.00
	11	YONEZAWA Atsushi	5	15	1	1	7	9	0.07
	10	WAKAIRO Hiroyuki	5	15	-	-	-	-	0.00
	Team Totals		5	15	15	26	228	269	1.00


Team	Opponent Errors & Team Faults	122	45
------	-------------------------------	-----	----


<b>Legend:</b>							
Succ	Successes	Cont	Continues	Succ %	Success %	Avg	Average per set
MP	Matches Played						
SP	Team Sets Played						

## JPN - Japan

After 5 Matches

Non-Scoring Diggers	No	Name	MP	SP	Exc	Faults	Cont	Total	Avg
	1	KATO Masahiko	5	15	17	19	21	57	1.13
	2	SATO Ei	5	15	24	9	11	44	1.60
	3	YOSHIDA Hitoshi	5	15	12	6	11	29	0.80
	5	TAKEDA Yoshihito	5	15	13	15	15	43	0.87
	7	NAKAYAMA Robert	5	15	28	19	19	66	1.87
	4	SHIKINE Toshinari	5	15	11	3	6	20	0.73
	6	ARIFUKU Junichi	5	15	3	-	-	3	0.20
	9	TANABE Tsutomu	5	15	9	5	-	14	0.60
	8	TANAKA Koji	5	15	42	7	10	59	2.80
	12	SASAKI Masahiro	5	15	-	-	-	-	0.00
	11	YONEZAWA Atsushi	5	15	-	1	-	1	0.00
10	WAKAIRO Hiroyuki	5	15	-	1	-	1	0.00	
Team Totals			5	15	159	85	93	337	10.60

Non-Scoring Setters	No	Name	MP	SP	Exc	Faults	Cont	Total	Avg
	1	KATO Masahiko	5	15	1	-	26	27	0.07
	2	SATO Ei	5	15	4	3	12	19	0.27
	3	YOSHIDA Hitoshi	5	15	2	2	18	22	0.13
	5	TAKEDA Yoshihito	5	15	32	1	122	155	2.13
	7	NAKAYAMA Robert	5	15	43	2	118	163	2.87
	4	SHIKINE Toshinari	5	15	1	-	9	10	0.07
	6	ARIFUKU Junichi	5	15	-	-	-	-	0.00
	9	TANABE Tsutomu	5	15	8	-	19	27	0.53
	8	TANAKA Koji	5	15	5	1	11	17	0.33
	12	SASAKI Masahiro	5	15	-	-	-	-	0.00
	11	YONEZAWA Atsushi	5	15	1	-	-	1	0.07
10	WAKAIRO Hiroyuki	5	15	-	-	2	2	0.00	
Team Totals			5	15	97	9	337	443	6.47

Non-Scoring Receivers	No	Name	MP	SP	Exc	Faults	Cont	Total	Eff %
	1	KATO Masahiko	5	15	39	5	12	56	60.71
	2	SATO Ei	5	15	35	1	7	43	79.07
	3	YOSHIDA Hitoshi	5	15	32	7	8	47	53.19
	5	TAKEDA Yoshihito	5	15	30	2	4	36	77.78
	7	NAKAYAMA Robert	5	15	42	1	6	49	83.67
	4	SHIKINE Toshinari	5	15	5	1	1	7	57.14
	6	ARIFUKU Junichi	5	15	1	-	3	4	25.00
	9	TANABE Tsutomu	5	15	7	-	2	9	77.78
	8	TANAKA Koji	5	15	29	3	7	39	66.67
	12	SASAKI Masahiro	5	15	3	-	-	3	100.0
	11	YONEZAWA Atsushi	5	15	2	-	-	2	100.0
10	WAKAIRO Hiroyuki	5	15	-	-	1	1	0.00	
Team Totals			5	15	225	20	51	296	69.26

Legend:

Exc	Excellent	Cont	Continues	Eff %	Efficiency %	Avg	Average per set	MP	Matches Played
SP	Team Sets Played								

PRNVS0000011B.00073 00102419:57V01P



TUE 24 OCT 2000

P2

PAVILION 3

Match No: 30  
Start Time: 19:00

LBA vs BIH  
2 vs 0

Spectators:

Team	Sets	1	2	3	4	5	Total
LBA	2	25	25	0			50
BIH	0	17	17	1			35
	Minutes	17	17				34

Referees: FUCHS Elisabeth (AUT) & PLESNIK Janko (SLO)

LBA - Libyan Arab Jamahiriya							BIH - Bosnia & Herzegovina								
No	Name	1	2	3	4	5	Pts	No	Name	1	2	3	4	5	Pts
2	SALIL Ali Said	■	■	■			3	1	GODINJAK Ismet	■	■				2
3	ALMEDNENE Mousbah A M							2	2	MANKO Adnan	■	■			
4	ELKELABE Zuhair M	■	■	■			2	3	NUHANOVIC Sevko	■					3
5	ELGHASHIR Abulgasem							4	4	IBRAKOVIC Edin		■	■		
6	SAEID I Hashem	■		■			1	5	MEDIC Asim	■	■				1
7	M SUSAEN Gama							6	6	CAUSEVIC Fikret			■		1
8	ALAGURI Salah	■	■	■			5	7	MAHMIC Zikret	■	■				4
9	ABDELGADER SALEH Saleh Ibrahim	■	■	■			2	8	HAMZIC Dzevad			■			6
10	ABUSETIN Mustafa	■	■	■			1	9	L SALKIC Nedzad	L	L	L			
11	EMHEMED SALEM Salem		■					10	CISJA Abid			■			1
12	ZAITUNI Abdulhakim H							11	DELALIC Sabahudin	■	■	■			4
13	MANSUR Salem							12	ALIC Nevzet			■			2
<b>Head Coach:</b> NOUH Ramdans							<b>Head Coach:</b> HRUSTEMOVIC Mirza								
<b>Assistant:</b> ABDUSSALAM Mohamad							<b>Assistant:</b> COLIC Mehmed								

### TEAM AND PLAYER PERFORMANCES

Won	Total Atts	No	Name	Scoring Skills	Won	Total Atts	No	Name
9	35	Total Team		Attack	16	52	Total Team	
3	7	8	ALAGURI Salah		4	13	7	MAHMIC Zikret
2	4	2	SALIL Ali Said		3	7	8	HAMZIC Dzevad
2	8	4	ELKELABE Zuhair M		3	8	11	DELALIC Sabahudin
2	6	Total Team		Block	6	19	Total Team	
2	4	8	ALAGURI Salah		2	3	8	HAMZIC Dzevad
					1	1	3	NUHANOVIC Sevko
3	50	Total Team		Serve	1	1	5	MEDIC Asim
1	11	2	SALIL Ali Said		2	37	Total Team	
1	5	6	SAEID I Hashem		1	2	8	HAMZIC Dzevad
1	7	10	ABUSETIN Mustafa	1	3	10	CISJA Abid	
36		Total Team		Opp Error	12		Total Team	
50	91	Total Team			Total	36	108	Total Team
5	5	8	ALAGURI Salah	Best Scorer	6	6	8	HAMZIC Dzevad

**Legend:**

■ Starting line-up      ▬ Substitute      nn Team Captain      L Substitute libero  
 Pts Points scored      L Libero Player      Opp Opponent      Atts Attempts

PRNVS0000011C.00083 00102419:58V01P

Match No 30  
Start Time: 19:00


LBA vs BIH  
2 0


Spectators:

Team	Sets	1	2	3	4	5	Total
LBA	2	25	25	0			50
BIH	0	17	17	1			35
	Minutes	17	17				34

## LBA · Libyan Arab Jamahiriya

Scoring Attackers		Rk	No	Name	Succ	Faults	Cont	Total	Succ %
		1	8	ALAGURI Salah	3	2	2	7	42.86
		2	4	ELKELABE Zuhair M	2	2	4	8	25.00
		3	9	ABDELGADER SALEH Saleh Ibrahim	2	3	5	10	20.00
		2		SALIL Ali Said	2	1	1	4	
		11		EMHEMED SALEM Salem	-	-	3	3	
		10		ABUSETIN Mustafa	-	-	2	2	
		6		SAEID I Hashem	-	1	-	1	
		3		ALMEDNENE Mousbah A M	-	-	-	-	
		5		ELGHASHIR Abulgasem	-	-	-	-	
		7		M SUSAEN Gama	-	-	-	-	
		13		MANSUR Salem	-	-	-	-	
		12		ZAITUNI Abdulhakim H	-	-	-	-	
	Limit 15.00%		Total Team			9	9	17	35

Scoring Blockers		Rk	No	Name	Succ	Faults	Cont	Total	Avg
		1	8	ALAGURI Salah	2	2	-	4	1.00
		2	10	ABUSETIN Mustafa	-	1	-	1	0.00
		2		SALIL Ali Said	-	1	-	1	0.00
		9		ABDELGADER SALEH Saleh Ibrahim	-	-	-	-	
		3		ALMEDNENE Mousbah A M	-	-	-	-	
		5		ELGHASHIR Abulgasem	-	-	-	-	
		4		ELKELABE Zuhair M	-	-	-	-	
		11		EMHEMED SALEM Salem	-	-	-	-	
		7		M SUSAEN Gama	-	-	-	-	
		13		MANSUR Salem	-	-	-	-	
		6		SAEID I Hashem	-	-	-	-	
		12		ZAITUNI Abdulhakim H	-	-	-	-	
	Total Team			2	4	-	6	1.00	

Scoring Servers		Rk	No	Name	Succ	Faults	Cont	Total	Avg
		1	10	ABUSETIN Mustafa	2	1	5	8	1.00
		2	2	SALIL Ali Said	1	-	10	11	0.50
		6		SAEID I Hashem	1	1	3	5	0.50
		4	9	ABDELGADER SALEH Saleh Ibrahim	-	-	9	9	0.00
		4		ELKELABE Zuhair M	-	-	8	8	0.00
		8		ALAGURI Salah	-	-	6	6	0.00
		11		EMHEMED SALEM Salem	-	1	3	4	0.00
		3		ALMEDNENE Mousbah A M	-	-	-	-	
		5		ELGHASHIR Abulgasem	-	-	-	-	
		7		M SUSAEN Gama	-	-	-	-	
		13		MANSUR Salem	-	-	-	-	
		12		ZAITUNI Abdulhakim H	-	-	-	-	
		Total Team			4	3	44	51	2.00

Team	Opponent Errors & Team Faults	37	7
------	-------------------------------	----	---

Legend:									
Rk	Rank	Succ	Successes	Cont	Continues	Succ %	Success %	Avg	Average per set


Match No 30  
Start Time: 19:00


LBA vs BIH  
2 0


Spectators:

Team	Sets	1	2	3	4	5	Total
LBA	2	25	25	0			50
BIH	0	17	17	1			35
	Minutes	17	17				34

## LBA · Libyan Arab Jamahiriya

Non-Scoring Diggers		Rk	No	Name	Exc	Faults	Cont	Total	Avg
	1	11	EMHEMED SALEM Salem	3	1	-	4	1.50	
	2	9	ABDELGADER SALEH Saleh Ibrahim	2	2	2	6	1.00	
	3	4	ELKELABE Zuhair M	1	2	2	5	0.50	
	8		ALAGURI Salah	1	3	-	4	0.50	
	2		SALIL Ali Said	1	3	-	4	0.50	
	6	10	ABUSETIN Mustafa	-	1	1	2	0.00	
	3		ALMEDNENE Mousbah A M	-	-	-	-		
	5		ELGHASHIR Abulgasem	-	-	-	-		
	7		M SUSAEN Gama	-	-	-	-		
	13		MANSUR Salem	-	-	-	-		
	6		SAEID I Hashem	-	-	-	-		
	12		ZAITUNI Abdulhakim H	-	-	-	-		
	Total Team				8	12	5	25	4.00

Non-Scoring Setters		Rk	No	Name	Exc	Faults	Cont	Total	Avg
	1	10	ABUSETIN Mustafa	-	-	8	8	0.00	
	8		ALAGURI Salah	-	-	8	8	0.00	
	9		ABDELGADER SALEH Saleh Ibrahim	-	-	5	5	0.00	
	2		SALIL Ali Said	-	-	3	3	0.00	
	4		ELKELABE Zuhair M	-	-	2	2	0.00	
	6		SAEID I Hashem	-	-	2	2	0.00	
	11		EMHEMED SALEM Salem	-	-	1	1	0.00	
	3		ALMEDNENE Mousbah A M	-	-	-	-		
	5		ELGHASHIR Abulgasem	-	-	-	-		
	7		M SUSAEN Gama	-	-	-	-		
	13		MANSUR Salem	-	-	-	-		
	12		ZAITUNI Abdulhakim H	-	-	-	-		
	Total Team				-	-	29	29	0.00

Non-Scoring Receivers		Rk	No	Name	Exc	Faults	Cont	Total	Eff %
		8	ALAGURI Salah	7	-	-	7		
		9	ABDELGADER SALEH Saleh Ibrahim	4	-	1	5		
		4	ELKELABE Zuhair M	5	-	-	5		
		10	ABUSETIN Mustafa	4	-	-	4		
		11	EMHEMED SALEM Salem	3	1	-	4		
		2	SALIL Ali Said	3	-	1	4		
		6	SAEID I Hashem	1	-	-	1		
		3	ALMEDNENE Mousbah A M	-	-	-	-		
		5	ELGHASHIR Abulgasem	-	-	-	-		
		7	M SUSAEN Gama	-	-	-	-		
		13	MANSUR Salem	-	-	-	-		
		12	ZAITUNI Abdulhakim H	-	-	-	-		
	Total Team				27	1	2	30	86.67

Limit

25.00%

Legend:									
Rk	Rank	Exc	Excellent	Cont	Continues	Eff %	Efficiency %	Avg	Average per set

Match No 30  
Start Time: 19:00

LBA vs BIH  
2 0

Spectators:

Team	Sets	1	2	3	4	5	Total
LBA	2	25	25	0			50
BIH	0	17	17	1			35
	Minutes	17	17				34

## BIH · Bosnia & Herzegovina

Scoring Attackers		Rk	No	Name	Succ	Faults	Cont	Total	Succ %	
		1	11	DELALIC Sabahudin	3	4	1	8	37.50	
		2	7	MAHMIC Zikret	4	6	3	13	30.77	
		3	1	GODINJAK Ismet	2	6	2	10	20.00	
		8		HAMZIC Dzevad	3	2	2	7		
		12		ALIC Nevzet	1	2	1	4		
		4		IBRAKOVIC Edin	-	2	1	3		
		6		CAUSEVIC Fikret	1	1	-	2		
		3		NUHANOVIC Sevko	2	-	-	2		
		9		SALKIC Nedzad	-	1	1	2		
		2		MANKO Adnan	-	1	-	1		
		10		CISIJA Abid	-	-	-	-		
		5		MEDIC Asim	-	-	-	-		
	Limit 15.00%		Total Team			16	25	11	52	30.77

Scoring Blockers		Rk	No	Name	Succ	Faults	Cont	Total	Avg
		1	8	HAMZIC Dzevad	2	1	-	3	1.00
		2	11	DELALIC Sabahudin	1	4	1	6	0.50
		12		ALIC Nevzet	1	1	-	2	0.50
		5		MEDIC Asim	1	-	-	1	0.50
		3		NUHANOVIC Sevko	1	-	-	1	0.50
		6	1	GODINJAK Ismet	-	3	-	3	0.00
		2		MANKO Adnan	-	-	2	2	0.00
		4		IBRAKOVIC Edin	-	-	1	1	0.00
		6		CAUSEVIC Fikret	-	-	-	-	
		10		CISIJA Abid	-	-	-	-	
		7		MAHMIC Zikret	-	-	-	-	
		9		SALKIC Nedzad	-	-	-	-	
		Total Team			6	9	4	19	3.00

Scoring Servers		Rk	No	Name	Succ	Faults	Cont	Total	Avg
		1	10	CISIJA Abid	1	1	1	3	0.50
		8		HAMZIC Dzevad	1	-	1	2	0.50
		3	12	ALIC Nevzet	-	1	5	6	0.00
		4		IBRAKOVIC Edin	-	-	6	6	0.00
		11		DELALIC Sabahudin	-	-	4	4	0.00
		1		GODINJAK Ismet	-	-	4	4	0.00
		2		MANKO Adnan	-	1	3	4	0.00
		7		MAHMIC Zikret	-	-	3	3	0.00
		5		MEDIC Asim	-	1	2	3	0.00
		3		NUHANOVIC Sevko	-	-	2	2	0.00
		6		CAUSEVIC Fikret	-	-	-	-	
		9		SALKIC Nedzad	-	-	-	-	
		Total Team			2	4	31	37	1.00

Team	Opponent Errors & Team Faults	12	2

Legend:									
Rk	Rank	Succ	Successes	Cont	Continues	Succ %	Success %	Avg	Average per set

Match No 30  
Start Time: 19:00

LBA vs BIH  
2 0


Spectators:

Team	Sets	1	2	3	4	5	Total
LBA	2	25	25	0			50
BIH	0	17	17	1			35
	Minutes	17	17				34

## BIH · Bosnia & Herzegovina

Non-Scoring Diggers		Rk	No	Name	Exc	Faults	Cont	Total	Avg
	1	1	GODINJAK Ismet	3	1	3	7	1.50	
		8	HAMZIC Dzevad	3	1	2	6	1.50	
	3	7	MAHMIC Zikret	2	1	1	4	1.00	
		12	ALIC Nevzet	2	-	-	2	1.00	
		9	SALKIC Nedzad	2	-	-	2	1.00	
	6	11	DELALIC Sabahudin	1	1	3	5	0.50	
	7	10	CISIJA Abid	-	-	1	1	0.00	
		3	NUHANOVIC Sevko	-	-	1	1	0.00	
		6	CAUSEVIC Fikret	-	-	-	-	-	
		4	IBRAKOVIC Edin	-	-	-	-	-	
		2	MANKO Adnan	-	-	-	-	-	
		5	MEDIC Asim	-	-	-	-	-	
	Total Team				13	4	11	28	6.50

Non-Scoring Setters		Rk	No	Name	Exc	Faults	Cont	Total	Avg
	1	11	DELALIC Sabahudin	5	-	19	24	2.50	
	2	10	CISIJA Abid	3	-	8	11	1.50	
		2	MANKO Adnan	3	1	3	7	1.50	
	4	1	GODINJAK Ismet	1	1	1	3	0.50	
		7	MAHMIC Zikret	1	1	1	3	0.50	
		12	ALIC Nevzet	1	-	-	1	0.50	
	7	4	IBRAKOVIC Edin	-	-	1	1	0.00	
		9	SALKIC Nedzad	-	-	1	1	0.00	
		6	CAUSEVIC Fikret	-	-	-	-	-	
		8	HAMZIC Dzevad	-	-	-	-	-	
		5	MEDIC Asim	-	-	-	-	-	
		3	NUHANOVIC Sevko	-	-	-	-	-	
	Total Team				14	3	34	51	7.00

Non-Scoring Receivers		Rk	No	Name	Exc	Faults	Cont	Total	Eff %
		11	DELALIC Sabahudin	8	-	1	9		
		9	SALKIC Nedzad	7	-	2	9		
		2	MANKO Adnan	4	1	2	7		
		6	CAUSEVIC Fikret	3	-	2	5		
		1	GODINJAK Ismet	1	1	2	4		
		7	MAHMIC Zikret	3	1	-	4		
		12	ALIC Nevzet	2	-	1	3		
		8	HAMZIC Dzevad	2	-	-	2		
		10	CISIJA Abid	1	-	-	1		
		4	IBRAKOVIC Edin	-	-	-	-		
		5	MEDIC Asim	-	-	-	-		
		3	NUHANOVIC Sevko	-	-	-	-		
	Total Team				31	3	10	44	63.64

Limit  
25.00%

Legend:									
Rk	Rank	Exc	Excellent	Cont	Continues	Eff %	Efficiency %	Avg	Average per set

PRNVS0000011D.00073 00102420:16V010

TUE 24 OCT 2000

P2

PAVILION 3

Match No: 30  
Start Time: 19:00

LBA vs BIH  
3 vs 0

Spectators: 700

Team	Sets	1	2	3	Total
LBA	3	25	25	25	75
BIH	0	17	17	19	53
	Minutes	17	17	17	51

Referees: FUCHS Elisabeth (AUT) & PLESNIK Janko (SLO)

LBA - Libyan Arab Jamahiriya							BIH - Bosnia & Herzegovina								
No	Name	1	2	3	4	5	Pts	No	Name	1	2	3	4	5	Pts
2	SALIL Ali Said	■	■	■			4	1	GODINJAK Ismet	■	■	□			3
3	ALMEDNENE Mousbah A M							2	MANKO Adnan	■	■	□			1
4	ELKELABE Zuhair M	■	■	■			3	3	NUHANOVIC Sevko	■					3
5	ELGHASHIR Abulgasem							4	IBRAKOVIC Edin		■	■			
6	SAEID I Hashem	■		■			3	5	MEDIC Asim	■	■				1
7	M SUSAEN Gama							6	CAUSEVIC Fikret		□	■			2
8	ALAGURI Salah	■	■	■			5	7	MAHMIC Zikret	■	■	□			7
9	ABDELGADER SALEH Saleh Ibrahim	■	■	■			3	8	HAMZIC Dzevad		□				10
10	ABUSETIN Mustafa	■	■	■			4	9	L SALKIC Nedzad	L	L	L			
11	EMHEMED SALEM Salem		■					10	CISJA Abid		□	■			1
12	ZAITUNI Abdulhakim H							11	DELALIC Sabahudin	■	■	■			6
13	MANSUR Salem							12	ALIC Nevzet	□		■			3
<b>Head Coach:</b> NOUH Ramdans							<b>Head Coach:</b> HRUSTEMOVIC Mirza								
<b>Assistant:</b> ABDUSSALAM Mohamad							<b>Assistant:</b> COLIC Mehmed								

## TEAM AND PLAYER PERFORMANCES

Won	Total Atts	No	Name	Scoring Skills	Won	Total Atts	No	Name
15	49	Total Team		Attack	27	86	Total Team	
3	10	4	ELKELABE Zuhair M		7	18	7	MAHMIC Zikret
3	7	8	ALAGURI Salah		6	18	8	HAMZIC Dzevad
3	12	9	ABDELGADER SALEH Saleh Ibrahim		5	11	11	DELALIC Sabahudin
2	12	Total Team		Block	6	22	Total Team	
2	4	8	ALAGURI Salah		2	3	8	HAMZIC Dzevad
					1	1	3	NUHANOVIC Sevko
5	74	Total Team		Serve	1	1	5	MEDIC Asim
2	15	2	SALIL Ali Said		4	53	Total Team	
2	14	10	ABUSETIN Mustafa		2	5	8	HAMZIC Dzevad
1	7	6	SAEID I Hashem		1	6	2	MANKO Adnan
53		Total Team		Opp Error	1	3	10	CISJA Abid
75	135	Total Team			16		Total Team	
		Total Team			53	161	Total Team	
5	5	8	ALAGURI Salah	Best Scorer	10	10	8	HAMZIC Dzevad

### Legend:


■ Starting line-up      □ Substitute      nn Team Captain      □ L Substitute libero  
 Pts Points scored      L Libero Player      Opp Opponent      Atts Attempts





PRNVS0000011E.00084A 00102420:19V01U

## BIH · Bosnia & Herzegovina

After 4 Matches

Scoring Attackers		No	Name	MP	SP	Succ	Faults	Cont	Total	Succ %
	1	GODINJAK Ismet	4	13	29	10	31	70	41.43	
	2	MANKO Adnan	4	13	16	5	35	56	28.57	
	3	NUHANOVIC Sevko	4	13	8	4	6	18	44.44	
	4	IBRAKOVIC Edin	4	13	14	10	23	47	29.79	
	5	MEDIC Asim	4	13	15	10	35	60	25.00	
	6	CAUSEVIC Fikret	4	13	10	5	5	20	50.00	
	7	MAHMIC Zikret	4	13	30	16	24	70	42.86	
	8	HAMZIC Dzevad	4	13	9	8	11	28	32.14	
	9	SALKIC Nedzad	4	13	1	-	1	2	50.00	
	10	CISIJA Abid	4	13	1	-	2	3	33.33	
	11	DELALIC Sabahudin	4	13	12	6	18	36	33.33	
	12	ALIC Nevzet	4	13	5	4	6	15	33.33	
Team Totals		4	13	150	78	197	425	35.29		

Scoring Blockers		No	Name	MP	SP	Succ	Faults	Cont	Total	Avg
	1	GODINJAK Ismet	4	13	2	6	10	18	0.15	
	2	MANKO Adnan	4	13	10	12	21	43	0.77	
	3	NUHANOVIC Sevko	4	13	1	4	1	6	0.08	
	4	IBRAKOVIC Edin	4	13	3	4	11	18	0.23	
	5	MEDIC Asim	4	13	7	15	9	31	0.54	
	6	CAUSEVIC Fikret	4	13	-	2	2	4	0.00	
	7	MAHMIC Zikret	4	13	3	5	9	17	0.23	
	8	HAMZIC Dzevad	4	13	-	-	9	9	0.00	
	9	SALKIC Nedzad	4	13	-	-	-	-	0.00	
	10	CISIJA Abid	4	13	-	1	1	2	0.00	
	11	DELALIC Sabahudin	4	13	3	15	18	36	0.23	
	12	ALIC Nevzet	4	13	1	1	3	5	0.08	
Team Totals		4	13	30	65	94	189	2.31		

Scoring Servers		No	Name	MP	SP	Succ	Faults	Cont	Total	Avg
	1	GODINJAK Ismet	4	13	2	-	21	23	0.15	
	2	MANKO Adnan	4	13	4	3	27	34	0.31	
	3	NUHANOVIC Sevko	4	13	2	1	15	18	0.15	
	4	IBRAKOVIC Edin	4	13	1	1	29	31	0.08	
	5	MEDIC Asim	4	13	6	3	33	42	0.46	
	6	CAUSEVIC Fikret	4	13	3	1	14	18	0.23	
	7	MAHMIC Zikret	4	13	9	6	29	44	0.69	
	8	HAMZIC Dzevad	4	13	1	1	15	17	0.08	
	9	SALKIC Nedzad	4	13	-	-	-	-	0.00	
	10	CISIJA Abid	4	13	-	-	6	6	0.00	
	11	DELALIC Sabahudin	4	13	5	2	59	66	0.38	
	12	ALIC Nevzet	4	13	-	-	4	4	0.00	
Team Totals		4	13	33	18	252	303	2.54		


Team	Opponent Errors & Team Faults	96	20
------	-------------------------------	----	----


Legend:									
Succ	Successes	Cont	Continues	Succ %	Success %	Avg	Average per set	MP	Matches Played
SP	Team Sets Played								


PROVISIONAL

## BIH · Bosnia & Herzegovina

After 4 Matches

Non-Scoring Diggers		No	Name	MP	SP	Exc	Faults	Cont	Total	Avg
		1	GODINJAK Ismet	4	13	20	3	8	31	1.54
		2	MANKO Adnan	4	13	29	5	10	44	2.23
		3	NUHANOVIC Sevko	4	13	-	1	-	1	0.00
		4	IBRAKOVIC Edin	4	13	3	2	1	6	0.23
		5	MEDIC Asim	4	13	30	3	13	46	2.31
		6	CAUSEVIC Fikret	4	13	4	1	2	7	0.31
		7	MAHMIC Zikret	4	13	14	4	5	23	1.08
		8	HAMZIC Dzevad	4	13	9	1	6	16	0.69
		9	SALKIC Nedzad	4	13	31	3	5	39	2.38
		10	CISIJA Abid	4	13	-	-	-	-	0.00
		11	DELALIC Sabahudin	4	13	18	3	6	27	1.38
		12	ALIC Nevzet	4	13	8	-	-	8	0.62
		Team Totals		4	13	166	26	57	249	12.77

Non-Scoring Setters		No	Name	MP	SP	Exc	Faults	Cont	Total	Avg
		1	GODINJAK Ismet	4	13	4	-	9	13	0.31
		2	MANKO Adnan	4	13	41	3	65	109	3.15
		3	NUHANOVIC Sevko	4	13	-	-	-	-	0.00
		4	IBRAKOVIC Edin	4	13	1	-	4	5	0.08
		5	MEDIC Asim	4	13	8	-	13	21	0.62
		6	CAUSEVIC Fikret	4	13	-	-	1	1	0.00
		7	MAHMIC Zikret	4	13	-	-	11	11	0.00
		8	HAMZIC Dzevad	4	13	-	-	2	2	0.00
		9	SALKIC Nedzad	4	13	-	-	8	8	0.00
		10	CISIJA Abid	4	13	6	-	2	8	0.46
		11	DELALIC Sabahudin	4	13	51	-	96	147	3.92
		12	ALIC Nevzet	4	13	2	-	1	3	0.15
		Team Totals		4	13	113	3	212	328	8.69

Non-Scoring Receivers		No	Name	MP	SP	Exc	Faults	Cont	Total	Eff %
		1	GODINJAK Ismet	4	13	16	-	1	17	94.12
		2	MANKO Adnan	4	13	28	2	6	36	72.22
		3	NUHANOVIC Sevko	4	13	-	-	-	-	0.00
		4	IBRAKOVIC Edin	4	13	1	-	-	1	100.0
		5	MEDIC Asim	4	13	15	1	2	18	77.78
		6	CAUSEVIC Fikret	4	13	7	1	1	9	66.67
		7	MAHMIC Zikret	4	13	23	-	2	25	92.00
		8	HAMZIC Dzevad	4	13	7	-	1	8	87.50
		9	SALKIC Nedzad	4	13	32	1	4	37	83.78
		10	CISIJA Abid	4	13	-	-	-	-	0.00
		11	DELALIC Sabahudin	4	13	27	-	9	36	75.00
		12	ALIC Nevzet	4	13	2	-	-	2	100.0
		Team Totals		4	13	158	5	26	189	80.95

Legend:

Exc	Excellent	Cont	Continues	Exc %	Efficiency %	Avg	Average per set	MP	Matches Played
SP	Team Sets Played								

PRNVS0000011F.00083 00102420:20V01U

Match No 30  
Start Time: 19:00


**LBA vs BIH**  
**3 0**

Spectators: 700

Team	Sets	1	2	3	Total
LBA	3	25	25	25	75
BIH	0	17	17	19	53
	Minutes	17	17	17	51

## LBA · Libyan Arab Jamahiriya

Scoring Attackers		Rk	No	Name	Succ	Faults	Cont	Total	Succ %
	1	4	ELKELABE Zuhair M	3	2	5	10	30.00	
	2	9	ABDELGADER SALEH Saleh Ibrahim	3	3	6	12	25.00	
		10	ABUSETIN Mustafa	2	-	5	7		
		8	ALAGURI Salah	3	2	2	7		
		2	SALIL Ali Said	2	2	2	6		
		6	SAEID I Hashem	2	1	1	4		
		11	EMHEMED SALEM Salem	-	-	3	3		
		3	ALMEDNENE Mousbah A M	-	-	-	-		
		5	ELGHASHIR Abulgasem	-	-	-	-		
		7	M SUSAEN Gama	-	-	-	-		
		13	MANSUR Salem	-	-	-	-		
		12	ZAITUNI Abdulhakim H	-	-	-	-		
	Limit 15.00%	Total Team			15	10	24	49	30.61

Scoring Blockers		Rk	No	Name	Succ	Faults	Cont	Total	Avg
	1	8	ALAGURI Salah	2	2	-	4	0.67	
	2	10	ABUSETIN Mustafa	-	4	-	4	0.00	
		9	ABDELGADER SALEH Saleh Ibrahim	-	3	-	3	0.00	
		2	SALIL Ali Said	-	1	-	1	0.00	
		3	ALMEDNENE Mousbah A M	-	-	-	-		
		5	ELGHASHIR Abulgasem	-	-	-	-		
		4	ELKELABE Zuhair M	-	-	-	-		
		11	EMHEMED SALEM Salem	-	-	-	-		
		7	M SUSAEN Gama	-	-	-	-		
		13	MANSUR Salem	-	-	-	-		
		6	SAEID I Hashem	-	-	-	-		
		12	ZAITUNI Abdulhakim H	-	-	-	-		
		Total Team			2	10	-	12	0.67

Scoring Servers		Rk	No	Name	Succ	Faults	Cont	Total	Avg
	1	2	SALIL Ali Said	2	-	13	15	0.67	
		10	ABUSETIN Mustafa	2	1	11	14	0.67	
	3	6	SAEID I Hashem	1	1	5	7	0.33	
	4	9	ABDELGADER SALEH Saleh Ibrahim	-	-	14	14	0.00	
		4	ELKELABE Zuhair M	-	-	12	12	0.00	
		8	ALAGURI Salah	-	-	8	8	0.00	
		11	EMHEMED SALEM Salem	-	1	3	4	0.00	
		3	ALMEDNENE Mousbah A M	-	-	-	-		
		5	ELGHASHIR Abulgasem	-	-	-	-		
		7	M SUSAEN Gama	-	-	-	-		
		13	MANSUR Salem	-	-	-	-		
		12	ZAITUNI Abdulhakim H	-	-	-	-		
		Total Team			5	3	66	74	1.67

Team	Opponent Errors & Team Faults	53	11
------	-------------------------------	----	----

Legend:									
Rk	Rank	Succ	Successes	Cont	Continues	Succ %	Success %	Avg	Average per set

**PROVISIONAL**


Match No 30  
Start Time: 19:00


**LBA vs BIH**  
**3 0**


Spectators: 700

Team	Sets	1	2	3	Total
LBA	3	25	25	25	75
BIH	0	17	17	19	53
	Minutes	17	17	17	51

## LBA · Libyan Arab Jamahiriya

Non-Scoring Diggers		Rk	No	Name	Exc	Faults	Cont	Total	Avg
	1	8	ALAGURI Salah	3	4	1	8	1.00	
		11	EMHEMED SALEM Salem	3	1	-	4	1.00	
	3	9	ABDELGADER SALEH Saleh Ibrahim	2	4	3	9	0.67	
		2	SALIL Ali Said	2	5	2	9	0.67	
	5	4	ELKELABE Zuhair M	1	2	3	6	0.33	
	6	10	ABUSETIN Mustafa	-	2	4	6	0.00	
		6	SAEID I Hashem	-	-	3	3	0.00	
		3	ALMEDNENE Mousbah A M	-	-	-	-	-	
		5	ELGHASHIR Abulgasem	-	-	-	-	-	
		7	M SUSAEN Gama	-	-	-	-	-	
		13	MANSUR Salem	-	-	-	-	-	
		12	ZAITUNI Abdulhakim H	-	-	-	-	-	
	Total Team				11	18	16	45	3.67

Non-Scoring Setters		Rk	No	Name	Exc	Faults	Cont	Total	Avg
	1	10	ABUSETIN Mustafa	3	-	6	9	1.00	
		9	ABDELGADER SALEH Saleh Ibrahim	3	-	2	5	1.00	
	3	4	ELKELABE Zuhair M	2	-	2	4	0.67	
		6	SAEID I Hashem	2	-	2	4	0.67	
	5	8	ALAGURI Salah	1	-	9	10	0.33	
	6	2	SALIL Ali Said	-	-	3	3	0.00	
		11	EMHEMED SALEM Salem	-	-	1	1	0.00	
		3	ALMEDNENE Mousbah A M	-	-	-	-	-	
		5	ELGHASHIR Abulgasem	-	-	-	-	-	
		7	M SUSAEN Gama	-	-	-	-	-	
		13	MANSUR Salem	-	-	-	-	-	
		12	ZAITUNI Abdulhakim H	-	-	-	-	-	
	Total Team				11	-	25	36	3.67

Non-Scoring Receivers		Rk	No	Name	Exc	Faults	Cont	Total	Eff %
		8	ALAGURI Salah	10	-	-	10		
		4	ELKELABE Zuhair M	6	-	1	7		
		9	ABDELGADER SALEH Saleh Ibrahim	5	-	1	6		
		10	ABUSETIN Mustafa	5	-	1	6		
		2	SALIL Ali Said	4	-	1	5		
		11	EMHEMED SALEM Salem	3	1	-	4		
		6	SAEID I Hashem	3	-	-	3		
		3	ALMEDNENE Mousbah A M	-	-	-	-		
		5	ELGHASHIR Abulgasem	-	-	-	-		
		7	M SUSAEN Gama	-	-	-	-		
		13	MANSUR Salem	-	-	-	-		
		12	ZAITUNI Abdulhakim H	-	-	-	-		
	Total Team				36	1	4	41	85.37

Limit

25.00%

Legend:									
Rk	Rank	Exc	Excellent	Cont	Continues	Eff %	Efficiency %	Avg	Average per set

PROVISIONAL

Match No 30  
Start Time: 19:00


LBA vs BIH  
3 0


Spectators: 700

Team	Sets	1	2	3	Total
LBA	3	25	25	25	75
BIH	0	17	17	19	53
	Minutes	17	17	17	51

## BIH · Bosnia & Herzegovina

Scoring Attackers		Rk	No	Name	Succ	Faults	Cont	Total	Succ %	
		1	7	MAHMIC Zikret	7	7	4	18	38.89	
		2	8	HAMZIC Dzevad	6	7	5	18	33.33	
		3	1	GODINJAK Ismet	3	7	3	13	23.08	
		11		DELALIC Sabahudin	5	4	2	11		
		6		CAUSEVIC Fikret	2	3	3	8		
		12		ALIC Nevzet	2	4	1	7		
		4		IBRAKOVIC Edin	-	3	2	5		
		3		NUHANOVIC Sevko	2	-	-	2		
		9		SALKIC Nedzad	-	1	1	2		
		10		CISIJA Abid	-	-	1	1		
		2		MANKO Adnan	-	1	-	1		
		5		MEDIC Asim	-	-	-	-		
	Limit 15.00%		Total Team			27	37	22	86	31.40

Scoring Blockers		Rk	No	Name	Succ	Faults	Cont	Total	Avg
		1	8	HAMZIC Dzevad	2	1	-	3	0.67
		2	11	DELALIC Sabahudin	1	4	1	6	0.33
		12		ALIC Nevzet	1	1	-	2	0.33
		5		MEDIC Asim	1	-	-	1	0.33
		3		NUHANOVIC Sevko	1	-	-	1	0.33
		6	1	GODINJAK Ismet	-	3	1	4	0.00
		4		IBRAKOVIC Edin	-	1	1	2	0.00
		2		MANKO Adnan	-	-	2	2	0.00
		6		CAUSEVIC Fikret	-	-	1	1	0.00
		10		CISIJA Abid	-	-	-	-	
		7		MAHMIC Zikret	-	-	-	-	
	9		SALKIC Nedzad	-	-	-	-		
	Total Team			6	10	6	22	2.00	

Scoring Servers		Rk	No	Name	Succ	Faults	Cont	Total	Avg
		1	8	HAMZIC Dzevad	2	-	3	5	0.67
		2	2	MANKO Adnan	1	1	4	6	0.33
		10		CISIJA Abid	1	1	1	3	0.33
		4	4	IBRAKOVIC Edin	-	-	9	9	0.00
		12		ALIC Nevzet	-	1	6	7	0.00
		11		DELALIC Sabahudin	-	-	5	5	0.00
		1		GODINJAK Ismet	-	1	4	5	0.00
		6		CAUSEVIC Fikret	-	1	3	4	0.00
		7		MAHMIC Zikret	-	-	4	4	0.00
		5		MEDIC Asim	-	1	2	3	0.00
		3		NUHANOVIC Sevko	-	-	2	2	0.00
		9		SALKIC Nedzad	-	-	-	-	
		Total Team			4	6	43	53	1.33

Team	Opponent Errors & Team Faults	16	7
------	-------------------------------	----	---

Legend:									
Rk	Rank	Succ	Successes	Cont	Continues	Succ %	Success %	Avg	Average per set

PROVISIONAL


Match No 30  
Start Time: 19:00


LBA vs BIH  
3 0


Spectators: 700

Team	Sets	1	2	3	Total
LBA	3	25	25	25	75
BIH	0	17	17	19	53
	Minutes	17	17	17	51

## BIH · Bosnia & Herzegovina

Non-Scoring Diggers		Rk	No	Name	Exc	Faults	Cont	Total	Avg	
		1	8	HAMZIC Dzevad	5	2	3	10	1.67	
		2	1	GODINJAK Ismet	4	1	4	9	1.33	
			7	MAHMIC Zikret	4	2	1	7	1.33	
		4	11	DELALIC Sabahudin	3	2	5	10	1.00	
		5	12	ALIC Nevzet	2	-	-	2	0.67	
			9	SALKIC Nedzad	2	-	-	2	0.67	
		7	10	CISIJA Abid	1	1	1	3	0.33	
			6	CAUSEVIC Fikret	1	-	1	2	0.33	
		9	2	MANKO Adnan	-	-	1	1	0.00	
			3	NUHANOVIC Sevko	-	-	1	1	0.00	
			4	IBRAKOVIC Edin	-	-	-	-	-	
			5	MEDIC Asim	-	-	-	-	-	
			Total Team			22	8	17	47	7.33

Non-Scoring Setters		Rk	No	Name	Exc	Faults	Cont	Total	Avg
		1	11	DELALIC Sabahudin	11	-	28	39	3.67
		2	2	MANKO Adnan	4	1	10	15	1.33
		3	10	CISIJA Abid	3	-	8	11	1.00
		4	1	GODINJAK Ismet	2	1	5	8	0.67
		5	7	MAHMIC Zikret	1	1	1	3	0.33
			4	IBRAKOVIC Edin	1	-	1	2	0.33
			12	ALIC Nevzet	1	-	-	1	0.33
		8	9	SALKIC Nedzad	-	-	2	2	0.00
			8	HAMZIC Dzevad	-	-	1	1	0.00
			6	CAUSEVIC Fikret	-	-	-	-	-
			5	MEDIC Asim	-	-	-	-	-
			3	NUHANOVIC Sevko	-	-	-	-	-
			Total Team			23	3	56	82

Non-Scoring Receivers		Rk	No	Name	Exc	Faults	Cont	Total	Eff %
			9	SALKIC Nedzad	10	1	3	14	
			11	DELALIC Sabahudin	10	-	2	12	
			6	CAUSEVIC Fikret	4	-	4	8	
			7	MAHMIC Zikret	7	1	-	8	
			2	MANKO Adnan	4	1	2	7	
			1	GODINJAK Ismet	3	1	2	6	
			10	CISIJA Abid	2	-	2	4	
			8	HAMZIC Dzevad	4	-	-	4	
			12	ALIC Nevzet	2	-	1	3	
			4	IBRAKOVIC Edin	1	-	-	1	
			5	MEDIC Asim	-	-	-	-	
			3	NUHANOVIC Sevko	-	-	-	-	
			Total Team			47	4	16	67

Limit

25.00%

Legend:

Rk Rank      Exc Excellent      Cont Continues      Eff % Efficiency %      Avg Average per set

PROVISIONAL



PRNVS00000120.00083 00102420:25V010


Match No 30  
Start Time: 19:00


**LBA vs BIH**  
**3 0**


Spectators: 700

Team	Sets	1	2	3	Total
LBA	3	25	25	25	75
BIH	0	17	17	19	53
	Minutes	17	17	17	51

## LBA · Libyan Arab Jamahiriya

Scoring Attackers		Rk	No	Name	Succ	Faults	Cont	Total	Succ %
	1	4	ELKELABE Zuhair M	3	2	5	10	30.00	
	2	9	ABDELGADER SALEH Saleh Ibrahim	3	3	6	12	25.00	
		10	ABUSETIN Mustafa	2	-	5	7		
		8	ALAGURI Salah	3	2	2	7		
		2	SALIL Ali Said	2	2	2	6		
		6	SAEID I Hashem	2	1	1	4		
		11	EMHEMED SALEM Salem	-	-	3	3		
		3	ALMEDNENE Mousbah A M	-	-	-	-		
		5	ELGHASHIR Abulgasem	-	-	-	-		
		7	M SUSAEN Gama	-	-	-	-		
		13	MANSUR Salem	-	-	-	-		
		12	ZAITUNI Abdulhakim H	-	-	-	-		
	Limit 15.00%	Total Team			15	10	24	49	30.61

Scoring Blockers		Rk	No	Name	Succ	Faults	Cont	Total	Avg
	1	8	ALAGURI Salah	2	2	-	4	0.67	
	2	10	ABUSETIN Mustafa	-	4	-	4	0.00	
		9	ABDELGADER SALEH Saleh Ibrahim	-	3	-	3	0.00	
		2	SALIL Ali Said	-	1	-	1	0.00	
		3	ALMEDNENE Mousbah A M	-	-	-	-		
		5	ELGHASHIR Abulgasem	-	-	-	-		
		4	ELKELABE Zuhair M	-	-	-	-		
		11	EMHEMED SALEM Salem	-	-	-	-		
		7	M SUSAEN Gama	-	-	-	-		
		13	MANSUR Salem	-	-	-	-		
		6	SAEID I Hashem	-	-	-	-		
		12	ZAITUNI Abdulhakim H	-	-	-	-		
		Total Team			2	10	-	12	0.67

Scoring Servers		Rk	No	Name	Succ	Faults	Cont	Total	Avg
	1	2	SALIL Ali Said	2	-	13	15	0.67	
		10	ABUSETIN Mustafa	2	1	11	14	0.67	
	3	6	SAEID I Hashem	1	1	5	7	0.33	
	4	9	ABDELGADER SALEH Saleh Ibrahim	-	-	14	14	0.00	
		4	ELKELABE Zuhair M	-	-	12	12	0.00	
		8	ALAGURI Salah	-	-	8	8	0.00	
		11	EMHEMED SALEM Salem	-	1	3	4	0.00	
		3	ALMEDNENE Mousbah A M	-	-	-	-		
		5	ELGHASHIR Abulgasem	-	-	-	-		
		7	M SUSAEN Gama	-	-	-	-		
		13	MANSUR Salem	-	-	-	-		
		12	ZAITUNI Abdulhakim H	-	-	-	-		
		Total Team			5	3	66	74	1.67

Team	Opponent Errors & Team Faults	53	11
------	-------------------------------	----	----

Legend:									
Rk	Rank	Succ	Successes	Cont	Continues	Succ %	Success %	Avg	Average per set


Match No 30  
Start Time: 19:00


**LBA vs BIH**  
**3 0**


Spectators: 700

Team	Sets	1	2	3	Total
LBA	3	25	25	25	75
BIH	0	17	17	19	53
	Minutes	17	17	17	51

## LBA · Libyan Arab Jamahiriya

Non-Scoring Diggers		Rk	No	Name	Exc	Faults	Cont	Total	Avg
	1	8	ALAGURI Salah	3	4	1	8	1.00	
		11	EMHEMED SALEM Salem	3	1	-	4	1.00	
	3	9	ABDELGADER SALEH Saleh Ibrahim	2	4	3	9	0.67	
		2	SALIL Ali Said	2	5	2	9	0.67	
	5	4	ELKELABE Zuhair M	1	2	3	6	0.33	
	6	10	ABUSETIN Mustafa	-	2	4	6	0.00	
		6	SAEID I Hashem	-	-	3	3	0.00	
		3	ALMEDNENE Mousbah A M	-	-	-	-	-	
		5	ELGHASHIR Abulgasem	-	-	-	-	-	
		7	M SUSAEN Gama	-	-	-	-	-	
		13	MANSUR Salem	-	-	-	-	-	
		12	ZAITUNI Abdulhakim H	-	-	-	-	-	
	Total Team				11	18	16	45	3.67

Non-Scoring Setters		Rk	No	Name	Exc	Faults	Cont	Total	Avg
	1	10	ABUSETIN Mustafa	3	-	6	9	1.00	
		9	ABDELGADER SALEH Saleh Ibrahim	3	-	2	5	1.00	
	3	4	ELKELABE Zuhair M	2	-	2	4	0.67	
		6	SAEID I Hashem	2	-	2	4	0.67	
	5	8	ALAGURI Salah	1	-	9	10	0.33	
	6	2	SALIL Ali Said	-	-	3	3	0.00	
		11	EMHEMED SALEM Salem	-	-	1	1	0.00	
		3	ALMEDNENE Mousbah A M	-	-	-	-	-	
		5	ELGHASHIR Abulgasem	-	-	-	-	-	
		7	M SUSAEN Gama	-	-	-	-	-	
		13	MANSUR Salem	-	-	-	-	-	
		12	ZAITUNI Abdulhakim H	-	-	-	-	-	
	Total Team				11	-	25	36	3.67

Non-Scoring Receivers		Rk	No	Name	Exc	Faults	Cont	Total	Eff %
		8	ALAGURI Salah	10	-	-	10		
		4	ELKELABE Zuhair M	6	-	1	7		
		9	ABDELGADER SALEH Saleh Ibrahim	5	-	1	6		
		10	ABUSETIN Mustafa	5	-	1	6		
		2	SALIL Ali Said	4	-	1	5		
		11	EMHEMED SALEM Salem	3	1	-	4		
		6	SAEID I Hashem	3	-	-	3		
		3	ALMEDNENE Mousbah A M	-	-	-	-		
		5	ELGHASHIR Abulgasem	-	-	-	-		
		7	M SUSAEN Gama	-	-	-	-		
		13	MANSUR Salem	-	-	-	-		
		12	ZAITUNI Abdulhakim H	-	-	-	-		
	Total Team				36	1	4	41	85.37

Limit

25.00%

**Legend:**

Rk Rank      Exc Excellent      Cont Continues      Eff % Efficiency %      Avg Average per set

Match No 30  
Start Time: 19:00


LBA vs BIH  
3 0


Spectators: 700

Team	Sets	1	2	3	Total
LBA	3	25	25	25	75
BIH	0	17	17	19	53
	Minutes	17	17	17	51

## BIH · Bosnia & Herzegovina

Scoring Attackers		Rk	No	Name	Succ	Faults	Cont	Total	Succ %
	1	7	MAHMIC Zikret	7	7	4	18	38.89	
	2	8	HAMZIC Dzevad	6	7	5	18	33.33	
	3	1	GODINJAK Ismet	3	7	3	13	23.08	
	11		DELALIC Sabahudin	5	4	2	11		
	6		CAUSEVIC Fikret	2	3	3	8		
	12		ALIC Nevzet	2	4	1	7		
	4		IBRAKOVIC Edin	-	3	2	5		
	3		NUHANOVIC Sevko	2	-	-	2		
	9		SALKIC Nedzad	-	1	1	2		
	10		CISIJA Abid	-	-	1	1		
	2		MANKO Adnan	-	1	-	1		
	5		MEDIC Asim	-	-	-	-		
	Limit								
	15.00%								
	Total Team				27	37	22	86	31.40

Scoring Blockers		Rk	No	Name	Succ	Faults	Cont	Total	Avg
	1	8	HAMZIC Dzevad	2	1	-	3	0.67	
	2	11	DELALIC Sabahudin	1	4	1	6	0.33	
	12		ALIC Nevzet	1	1	-	2	0.33	
	5		MEDIC Asim	1	-	-	1	0.33	
	3		NUHANOVIC Sevko	1	-	-	1	0.33	
	6	1	GODINJAK Ismet	-	3	1	4	0.00	
	4		IBRAKOVIC Edin	-	1	1	2	0.00	
	2		MANKO Adnan	-	-	2	2	0.00	
	6		CAUSEVIC Fikret	-	-	1	1	0.00	
	10		CISIJA Abid	-	-	-	-		
	7		MAHMIC Zikret	-	-	-	-		
9		SALKIC Nedzad	-	-	-	-			
Total Team				6	10	6	22	2.00	

Scoring Servers		Rk	No	Name	Succ	Faults	Cont	Total	Avg
	1	8	HAMZIC Dzevad	2	-	3	5	0.67	
	2	2	MANKO Adnan	1	1	4	6	0.33	
	10		CISIJA Abid	1	1	1	3	0.33	
	4	4	IBRAKOVIC Edin	-	-	9	9	0.00	
	12		ALIC Nevzet	-	1	6	7	0.00	
	11		DELALIC Sabahudin	-	-	5	5	0.00	
	1		GODINJAK Ismet	-	1	4	5	0.00	
	6		CAUSEVIC Fikret	-	1	3	4	0.00	
	7		MAHMIC Zikret	-	-	4	4	0.00	
	5		MEDIC Asim	-	1	2	3	0.00	
	3		NUHANOVIC Sevko	-	-	2	2	0.00	
	9		SALKIC Nedzad	-	-	-	-		
	Total Team				4	6	43	53	1.33

Team	Opponent Errors & Team Faults	16	7
------	-------------------------------	----	---

Legend:									
Rk	Rank	Succ	Successes	Cont	Continues	Succ %	Success %	Avg	Average per set


Match No 30  
Start Time: 19:00


**LBA vs BIH**  
**3 0**


Spectators: 700

Team	Sets	1	2	3	Total
LBA	3	25	25	25	75
BIH	0	17	17	19	53
	Minutes	17	17	17	51

## BIH · Bosnia & Herzegovina

Non-Scoring Diggers		Rk	No	Name	Exc	Faults	Cont	Total	Avg	
		1	8	HAMZIC Dzevad	5	2	3	10	1.67	
		2	1	GODINJAK Ismet	4	1	4	9	1.33	
			7	MAHMIC Zikret	4	2	1	7	1.33	
		4	11	DELALIC Sabahudin	3	2	5	10	1.00	
		5	12	ALIC Nevzet	2	-	-	2	0.67	
			9	SALKIC Nedzad	2	-	-	2	0.67	
		7	10	CISIJA Abid	1	1	1	3	0.33	
			6	CAUSEVIC Fikret	1	-	1	2	0.33	
		9	2	MANKO Adnan	-	-	1	1	0.00	
			3	NUHANOVIC Sevko	-	-	1	1	0.00	
			4	IBRAKOVIC Edin	-	-	-	-	-	
			5	MEDIC Asim	-	-	-	-	-	
			Total Team			22	8	17	47	7.33

Non-Scoring Setters		Rk	No	Name	Exc	Faults	Cont	Total	Avg	
		1	11	DELALIC Sabahudin	11	-	28	39	3.67	
		2	2	MANKO Adnan	4	1	10	15	1.33	
		3	10	CISIJA Abid	3	-	8	11	1.00	
		4	1	GODINJAK Ismet	2	1	5	8	0.67	
		5	7	MAHMIC Zikret	1	1	1	3	0.33	
			4	IBRAKOVIC Edin	1	-	1	2	0.33	
			12	ALIC Nevzet	1	-	-	1	0.33	
		8	9	SALKIC Nedzad	-	-	2	2	0.00	
			8	HAMZIC Dzevad	-	-	1	1	0.00	
			6	CAUSEVIC Fikret	-	-	-	-	-	
			5	MEDIC Asim	-	-	-	-	-	
			3	NUHANOVIC Sevko	-	-	-	-	-	
			Total Team			23	3	56	82	7.67

Non-Scoring Receivers		Rk	No	Name	Exc	Faults	Cont	Total	Eff %	
			9	SALKIC Nedzad	10	1	3	14		
			11	DELALIC Sabahudin	10	-	2	12		
			6	CAUSEVIC Fikret	4	-	4	8		
			7	MAHMIC Zikret	7	1	-	8		
			2	MANKO Adnan	4	1	2	7		
			1	GODINJAK Ismet	3	1	2	6		
			10	CISIJA Abid	2	-	2	4		
			8	HAMZIC Dzevad	4	-	-	4		
			12	ALIC Nevzet	2	-	1	3		
			4	IBRAKOVIC Edin	1	-	-	1		
			5	MEDIC Asim	-	-	-	-		
			3	NUHANOVIC Sevko	-	-	-	-		
			Total Team			47	4	16	67	64.18

Limit

25.00%

**Legend:**

Rk Rank      Exc Excellent      Cont Continues      Eff % Efficiency %      Avg Average per set

PRNVS00000121.00076A 00102420:27V050

Preliminaries A				Points per Set					Total Points	Minutes	Spectators
Match	Date	Teams	Sets	1	2	3	4	5			
1	20 Oct 2000	IRI vs NED	3-0	25-19	25-22	25-10			75-51	57	3255
3	20 Oct 2000	USA vs HUN	0-3	16-25	6-25	8-25			30-75	48	1260
5	20 Oct 2000	GER vs JPN	3-0	25-10	25-17	25-14			75-41	55	402
8	21 Oct 2000	IRI vs USA	3-0	25-6	25-16	25-9			75-31	49	1855
10	21 Oct 2000	GER vs NED	3-0	25-14	25-19	25-21			75-54	63	1355
12	21 Oct 2000	JPN vs HUN	0-3	16-25	14-25	25-27			55-77	65	1235
13	22 Oct 2000	IRI vs GER	3-0	25-20	25-18	25-18			75-56	62	2355
15	22 Oct 2000	JPN vs USA	3-0	25-15	25-14	25-16			75-45	57	2325
17	22 Oct 2000	HUN vs NED	0-3	21-25	22-25	23-25			66-75	66	1025
20	23 Oct 2000	HUN vs GER	0-3	21-25	19-25	22-25			62-75	64	3286
22	23 Oct 2000	NED vs USA	3-0	25-12	25-7	25-13			75-32	46	2640
24	23 Oct 2000	IRI vs JPN	3-0	25-12	25-14	25-18			75-44	60	570

**Latest Matches**

25	24 Oct 2000	USA vs GER	0-3	3-25	15-25	9-25			27-75	49	2350
27	24 Oct 2000	IRI vs HUN	3-0	25-15	25-18	25-15			75-48	55	1760
29	24 Oct 2000	NED vs JPN	3-0	25-12	25-20	25-17			75-49	65	877

Preliminaries B				Points per Set					Total Points	Minutes	Spectators
Match	Date	Teams	Sets	1	2	3	4	5			
2	20 Oct 2000	LBA vs AUS	3-2	25-18	23-25	22-25	25-19	15-12	110-99	112	2520
4	20 Oct 2000	EGY vs KOR	3-0	25-18	25-9	25-14			75-41	53	2113
6	20 Oct 2000	BIH vs FIN	3-1	25-18	25-22	21-25	25-14		96-79	77	900
7	21 Oct 2000	EGY vs LBA	3-0	25-9	25-12	25-9			75-30	48	1125
9	21 Oct 2000	BIH vs AUS	3-0	25-6	25-7	25-17			75-30	49	2475
11	21 Oct 2000	FIN vs KOR	3-0	25-16	25-14	25-17			75-47	49	1035
14	22 Oct 2000	KOR vs LBA	3-1	25-16	18-25	25-14	25-17		93-72	83	2235
16	22 Oct 2000	BIH vs EGY	0-3	20-25	21-25	22-25			63-75	69	1540
18	22 Oct 2000	FIN vs AUS	3-0	25-9	25-12	25-9			75-30	47	1600
19	23 Oct 2000	KOR vs BIH	0-3	9-25	8-25	14-25			31-75	47	3428
21	23 Oct 2000	FIN vs LBA	3-0	25-7	25-9	25-4			75-20	43	3500
23	23 Oct 2000	AUS vs EGY	0-3	8-25	8-25	8-25			24-75	50	1600

**Latest Matches**

26	24 Oct 2000	AUS vs KOR	0-3	16-25	18-25	23-25			57-75	69	3500
28	24 Oct 2000	FIN vs EGY	0-3	14-25	22-25	23-25			59-75	64	1025
30	24 Oct 2000	LBA vs BIH	3-0	25-17	25-17	25-19			75-53	51	700

Preliminaries A											
Rank	NPC Code	Matches				Sets			Points		
		Pts	Total	Won	Lost	Won	Lost	Ratio	Won	Lost	Ratio
1	IRI	10	5	5	0	15	0	Max	375	230	1.63
2	GER	9	5	4	1	12	3	4.00	356	259	1.37
3	NED	8	5	3	2	9	6	1.50	330	297	1.11
4	HUN	7	5	2	3	6	9	0.67	328	310	1.06
5	JPN	6	5	1	4	3	12	0.25	264	347	0.76
6	USA	5	5	0	5	0	15	0.00	165	375	0.44

Preliminaries B											
Rank	NPC Code	Matches				Sets			Points		
		Pts	Total	Won	Lost	Won	Lost	Ratio	Won	Lost	Ratio
1	EGY	10	5	5	0	15	0	Max	375	217	1.73
2	FIN	8	5	3	2	10	6	1.67	363	268	1.35
3	BIH	8	5	3	2	9	7	1.29	362	290	1.25
4	LBA	7	5	2	3	7	11	0.64	307	395	0.78
5	KOR	7	5	2	3	6	10	0.60	287	354	0.81
6	AUS	5	5	0	5	2	15	0.13	240	410	0.59

Legend:  
Pts Standings Points


PRNVS00000122.00084A 00102420:30V040




## LBA · Libyan Arab Jamahiriya

After 5 Matches

Scoring Attackers		No	Name	MP	SP	Succ	Faults	Cont	Total	Succ %
		2	SALIL Ali Said	5	18	12	13	31	56	21.43
		3	ALMEDNENE Mousbah A M	5	18	1	2	1	4	25.00
		4	ELKELABE Zuhair M	5	18	11	11	25	47	23.40
		5	ELGHASHIR Abulgasem	5	18	1	-	-	1	100.0
		6	SAEID I Hashem	5	18	12	10	34	56	21.43
		7	M SUSAEN Gama	5	18	-	1	6	7	0.00
		8	ALAGURI Salah	5	18	13	11	21	45	28.89
		9	ABDELGADER SALEH Saleh Ibrahim	5	18	10	17	45	72	13.89
		10	ABUSETIN Mustafa	5	18	10	6	36	52	19.23
		11	EMHEMED SALEM Salem	5	18	1	5	12	18	5.56
		12	ZAITUNI Abdulhakim H	4	18	-	2	2	4	0.00
		13	MANSUR Salem	5	18	1	3	4	8	12.50
		<b>Team Totals</b>	<b>5</b>	<b>18</b>	<b>72</b>	<b>81</b>	<b>217</b>	<b>370</b>	<b>19.46</b>	

Scoring Blockers		No	Name	MP	SP	Succ	Faults	Cont	Total	Avg
		2	SALIL Ali Said	5	18	2	2	14	18	0.11
		3	ALMEDNENE Mousbah A M	5	18	-	1	-	1	0.00
		4	ELKELABE Zuhair M	5	18	4	3	8	15	0.22
		5	ELGHASHIR Abulgasem	5	18	-	-	-	-	0.00
		6	SAEID I Hashem	5	18	1	6	11	18	0.06
		7	M SUSAEN Gama	5	18	1	2	-	3	0.06
		8	ALAGURI Salah	5	18	2	7	4	13	0.11
		9	ABDELGADER SALEH Saleh Ibrahim	5	18	2	7	9	18	0.11
		10	ABUSETIN Mustafa	5	18	2	14	9	25	0.11
		11	EMHEMED SALEM Salem	5	18	-	3	4	7	0.00
		12	ZAITUNI Abdulhakim H	4	18	1	1	-	2	0.06
		13	MANSUR Salem	5	18	2	3	4	9	0.11
		<b>Team Totals</b>	<b>5</b>	<b>18</b>	<b>17</b>	<b>49</b>	<b>63</b>	<b>129</b>	<b>0.94</b>	


Scoring Servers		No	Name	MP	SP	Succ	Faults	Cont	Total	Avg
		2	SALIL Ali Said	5	18	3	-	42	45	0.17
		3	ALMEDNENE Mousbah A M	5	18	-	1	1	2	0.00
		4	ELKELABE Zuhair M	5	18	3	2	41	46	0.17
		5	ELGHASHIR Abulgasem	5	18	-	-	-	-	0.00
		6	SAEID I Hashem	5	18	7	2	39	48	0.39
		7	M SUSAEN Gama	5	18	-	1	12	13	0.00
		8	ALAGURI Salah	5	18	2	1	29	32	0.11
		9	ABDELGADER SALEH Saleh Ibrahim	5	18	1	1	42	44	0.06
		10	ABUSETIN Mustafa	5	18	3	8	48	59	0.17
		11	EMHEMED SALEM Salem	5	18	3	3	11	17	0.17
		12	ZAITUNI Abdulhakim H	4	18	-	-	-	-	0.00
		13	MANSUR Salem	5	18	-	1	2	3	0.00
		<b>Team Totals</b>	<b>5</b>	<b>18</b>	<b>22</b>	<b>20</b>	<b>267</b>	<b>309</b>	<b>1.22</b>	


<b>Team</b>	<b>Opponent Errors &amp; Team Faults</b>	196	93
-------------	--	-----	----


<b>Legend:</b>	<b>Succ</b> Successes	<b>Cont</b> Continues	<b>Succ %</b> Success %	<b>Avg</b> Average per set	<b>MP</b> Matches Played
	<b>SP</b> Team Sets Played				

## LBA · Libyan Arab Jamahiriya

After 5 Matches

Non-Scoring Diggers		No	Name	MP	SP	Exc	Faults	Cont	Total	Avg
		2	SALIL Ali Said	5	18	12	16	27	55	0.67
		3	ALMEDNENE Mousbah A M	5	18	-	-	1	1	0.00
		4	ELKELABE Zuhair M	5	18	10	13	34	57	0.56
		5	ELGHASHIR Abulgasem	5	18	1	-	-	1	0.06
		6	SAEID I Hashem	5	18	5	20	28	53	0.28
		7	M SUSAEN Gama	5	18	-	3	12	15	0.00
		8	ALAGURI Salah	5	18	13	10	20	43	0.72
		9	ABDELGADER SALEH Saleh Ibrahim	5	18	10	23	42	75	0.56
		10	ABUSETIN Mustafa	5	18	10	15	48	73	0.56
		11	EMHEMED SALEM Salem	5	18	4	4	11	19	0.22
		12	ZAITUNI Abdulhakim H	4	18	-	2	2	4	0.00
		13	MANSUR Salem	5	18	1	3	9	13	0.06
			Team Totals		5	18	66	109	234	409

Non-Scoring Setters		No	Name	MP	SP	Exc	Faults	Cont	Total	Avg
		2	SALIL Ali Said	5	18	3	2	36	41	0.17
		3	ALMEDNENE Mousbah A M	5	18	-	-	1	1	0.00
		4	ELKELABE Zuhair M	5	18	7	3	29	39	0.39
		5	ELGHASHIR Abulgasem	5	18	-	-	2	2	0.00
		6	SAEID I Hashem	5	18	10	4	40	54	0.56
		7	M SUSAEN Gama	5	18	3	-	5	8	0.17
		8	ALAGURI Salah	5	18	4	2	34	40	0.22
		9	ABDELGADER SALEH Saleh Ibrahim	5	18	6	1	33	40	0.33
		10	ABUSETIN Mustafa	5	18	9	-	33	42	0.50
		11	EMHEMED SALEM Salem	5	18	-	1	9	10	0.00
		12	ZAITUNI Abdulhakim H	4	18	-	-	1	1	0.00
		13	MANSUR Salem	5	18	1	2	2	5	0.06
			Team Totals		5	18	43	15	225	283

Non-Scoring Receivers		No	Name	MP	SP	Exc	Faults	Cont	Total	Eff %
		2	SALIL Ali Said	5	18	29	3	7	39	66.67
		3	ALMEDNENE Mousbah A M	5	18	1	-	-	1	100.0
		4	ELKELABE Zuhair M	5	18	29	2	9	40	67.50
		5	ELGHASHIR Abulgasem	5	18	-	-	-	-	0.00
		6	SAEID I Hashem	5	18	24	5	7	36	52.78
		7	M SUSAEN Gama	5	18	9	2	4	15	46.67
		8	ALAGURI Salah	5	18	26	1	5	32	78.13
		9	ABDELGADER SALEH Saleh Ibrahim	5	18	46	2	11	59	74.58
		10	ABUSETIN Mustafa	5	18	43	7	17	67	53.73
		11	EMHEMED SALEM Salem	5	18	5	4	7	16	6.25
		12	ZAITUNI Abdulhakim H	4	18	-	2	-	2	-100.0
		13	MANSUR Salem	5	18	1	-	3	4	25.00
			Team Totals		5	18	213	28	70	311


Legend:


Exc	Excellent	Cont	Continues	Exc %	Efficiency %	Avg	Average per set	MP	Matches Played
SP	Team Sets Played								

PRNVS00000123.00084A 00102420:31V040

## BIH · Bosnia & Herzegovina

After 5 Matches

Scoring Attackers	No	Name	MP	SP	Succ	Faults	Cont	Total	Succ %
		1	GODINJAK Ismet	5	16	32	17	34	83
	2	MANKO Adnan	5	16	16	6	35	57	28.07
	3	NUHANOVIC Sevko	5	16	10	4	6	20	50.00
	4	IBRAKOVIC Edin	5	16	14	13	25	52	26.92
	5	MEDIC Asim	5	16	15	10	35	60	25.00
	6	CAUSEVIC Fikret	5	16	12	8	8	28	42.86
	7	MAHMIC Zikret	5	16	37	23	28	88	42.05
	8	HAMZIC Dzevad	5	16	15	15	16	46	32.61
	9	SALKIC Nedzad	5	16	1	1	2	4	25.00
	10	CISIJA Abid	5	16	1	-	3	4	25.00
	11	DELALIC Sabahudin	5	16	17	10	20	47	36.17
	12	ALIC Nevzet	5	16	7	8	7	22	31.82
	Team Totals		5	16	177	115	219	511	34.64

Scoring Blockers	No	Name	MP	SP	Succ	Faults	Cont	Total	Avg
		1	GODINJAK Ismet	5	16	2	9	11	22
	2	MANKO Adnan	5	16	10	12	23	45	0.63
	3	NUHANOVIC Sevko	5	16	2	4	1	7	0.13
	4	IBRAKOVIC Edin	5	16	3	5	12	20	0.19
	5	MEDIC Asim	5	16	8	15	9	32	0.50
	6	CAUSEVIC Fikret	5	16	-	2	3	5	0.00
	7	MAHMIC Zikret	5	16	3	5	9	17	0.19
	8	HAMZIC Dzevad	5	16	2	1	9	12	0.13
	9	SALKIC Nedzad	5	16	-	-	-	-	0.00
	10	CISIJA Abid	5	16	-	1	1	2	0.00
	11	DELALIC Sabahudin	5	16	4	19	19	42	0.25
	12	ALIC Nevzet	5	16	2	2	3	7	0.13
	Team Totals		5	16	36	75	100	211	2.25

Scoring Servers	No	Name	MP	SP	Succ	Faults	Cont	Total	Avg
		1	GODINJAK Ismet	5	16	2	1	25	28
	2	MANKO Adnan	5	16	5	4	31	40	0.31
	3	NUHANOVIC Sevko	5	16	2	1	17	20	0.13
	4	IBRAKOVIC Edin	5	16	1	1	38	40	0.06
	5	MEDIC Asim	5	16	6	4	35	45	0.38
	6	CAUSEVIC Fikret	5	16	3	2	17	22	0.19
	7	MAHMIC Zikret	5	16	9	6	33	48	0.56
	8	HAMZIC Dzevad	5	16	3	1	18	22	0.19
	9	SALKIC Nedzad	5	16	-	-	-	-	0.00
	10	CISIJA Abid	5	16	1	1	7	9	0.06
	11	DELALIC Sabahudin	5	16	5	2	64	71	0.31
	12	ALIC Nevzet	5	16	-	1	10	11	0.00
	Team Totals		5	16	37	24	295	356	2.31

Team	Opponent Errors & Team Faults	112	27
------	-------------------------------	-----	----

Legend:	
Succ	Successes
Cont	Continues
Succ %	Success %
Avg	Average per set
MP	Matches Played
SP	Team Sets Played

## BIH · Bosnia & Herzegovina

After 5 Matches

Non-Scoring Diggers	No	Name	MP	SP	Exc	Faults	Cont	Total	Avg
	1	GODINJAK Ismet	5	16	24	4	12	40	1.50
	2	MANKO Adnan	5	16	29	5	11	45	1.81
	3	NUHANOVIC Sevko	5	16	-	1	1	2	0.00
	4	IBRAKOVIC Edin	5	16	3	2	1	6	0.19
	5	MEDIC Asim	5	16	30	3	13	46	1.88
	6	CAUSEVIC Fikret	5	16	5	1	3	9	0.31
	7	MAHMIC Zikret	5	16	18	6	6	30	1.13
	8	HAMZIC Dzevad	5	16	14	3	9	26	0.88
	9	SALKIC Nedzad	5	16	33	3	5	41	2.06
	10	CISIJA Abid	5	16	1	1	1	3	0.06
	11	DELALIC Sabahudin	5	16	21	5	11	37	1.31
	12	ALIC Nevzet	5	16	10	-	-	10	0.63
	Team Totals		5	16	188	34	74	296	11.75

Non-Scoring Setters	No	Name	MP	SP	Exc	Faults	Cont	Total	Avg
	1	GODINJAK Ismet	5	16	6	1	14	21	0.38
	2	MANKO Adnan	5	16	45	4	75	124	2.81
	3	NUHANOVIC Sevko	5	16	-	-	-	-	0.00
	4	IBRAKOVIC Edin	5	16	2	-	5	7	0.13
	5	MEDIC Asim	5	16	8	-	13	21	0.50
	6	CAUSEVIC Fikret	5	16	-	-	1	1	0.00
	7	MAHMIC Zikret	5	16	1	1	12	14	0.06
	8	HAMZIC Dzevad	5	16	-	-	3	3	0.00
	9	SALKIC Nedzad	5	16	-	-	10	10	0.00
	10	CISIJA Abid	5	16	9	-	10	19	0.56
	11	DELALIC Sabahudin	5	16	62	-	124	186	3.88
	12	ALIC Nevzet	5	16	3	-	1	4	0.19
	Team Totals		5	16	136	6	268	410	8.50


Non-Scoring Receivers	No	Name	MP	SP	Exc	Faults	Cont	Total	Eff %
	1	GODINJAK Ismet	5	16	19	1	3	23	78.26
	2	MANKO Adnan	5	16	32	3	8	43	67.44
	3	NUHANOVIC Sevko	5	16	-	-	-	-	0.00
	4	IBRAKOVIC Edin	5	16	2	-	-	2	100.00
	5	MEDIC Asim	5	16	15	1	2	18	77.78
	6	CAUSEVIC Fikret	5	16	11	1	5	17	58.82
	7	MAHMIC Zikret	5	16	30	1	2	33	87.88
	8	HAMZIC Dzevad	5	16	11	-	1	12	91.67
	9	SALKIC Nedzad	5	16	42	2	7	51	78.43
	10	CISIJA Abid	5	16	2	-	2	4	50.00
	11	DELALIC Sabahudin	5	16	37	-	11	48	77.08
	12	ALIC Nevzet	5	16	4	-	1	5	80.00
	Team Totals		5	16	205	9	42	256	76.56


Legend:


Exc	Excellent	Cont	Continues	Exc %	Efficiency %	Avg	Average per set	MP	Matches Played
SP	Team Sets Played								

PRNVS00000124.00085A 00102420:38V050




Scoring Attackers		Rk	Name	NPC	MP	SP	Succ	Faults	Cont	Total	Succ %
	1	Egypt	EGY	5	15	185	71	216	472	39.19	
	2	Netherlands	NED	5	15	145	72	195	412	35.19	
	3	Finland	FIN	5	16	165	67	238	470	35.11	
	4	Bosnia & Herzegovina	BIH	5	16	177	115	219	511	34.64	
	5	Islamic Republic of Iran	IRI	5	15	157	74	245	476	32.98	
	6	Germany	GER	5	15	157	88	239	484	32.44	
	7	Hungary	HUN	5	15	125	69	196	390	32.05	
	8	Korea	KOR	5	16	126	88	266	480	26.25	
	9	Japan	JPN	5	15	110	118	249	477	23.06	
	10	Libyan Arab Jamahiriya	LBA	5	18	72	81	217	370	19.46	
	11	Australia	AUS	5	17	77	76	257	410	18.78	
	12	United States of America	USA	5	15	52	93	159	304	17.11	
Total Tournament					30	94	1548	1012	2696	5256	29.45


Scoring Blockers		Rk	Name	NPC	MP	SP	Succ	Faults	Cont	Total	Avg
	1	Hungary	HUN	5	15	61	83	157	301	4.07	
	2	Netherlands	NED	5	15	54	89	107	250	3.60	
	3	Islamic Republic of Iran	IRI	5	15	45	63	116	224	3.00	
	4	Germany	GER	5	15	44	51	127	222	2.93	
	5	Finland	FIN	5	16	42	51	86	179	2.63	
	6	Australia	AUS	5	17	43	81	91	215	2.53	
	7	Bosnia & Herzegovina	BIH	5	16	36	75	100	211	2.25	
	8	Egypt	EGY	5	15	33	57	106	196	2.20	
	9	United States of America	USA	5	15	32	78	87	197	2.13	
	10	Korea	KOR	5	16	27	76	75	178	1.69	
	11	Japan	JPN	5	15	17	44	88	149	1.13	
	12	Libyan Arab Jamahiriya	LBA	5	18	17	49	63	129	0.94	
Total Tournament					30	94	451	797	1203	2451	4.80


Scoring Servers		Rk	Name	NPC	MP	SP	Succ	Faults	Cont	Total	Avg
	1	Islamic Republic of Iran	IRI	5	15	44	14	308	366	2.93	
	2	Bosnia & Herzegovina	BIH	5	16	37	24	295	356	2.31	
	3	Germany	GER	5	15	33	32	286	351	2.20	
	4	Egypt	EGY	5	15	26	15	327	368	1.73	
	5	Finland	FIN	5	16	26	19	316	361	1.63	
	6	Hungary	HUN	5	15	22	25	284	331	1.47	
	7	Netherlands	NED	5	15	19	20	288	327	1.27	
	8	Korea	KOR	5	16	20	35	233	288	1.25	
	9	Libyan Arab Jamahiriya	LBA	5	18	22	20	267	309	1.22	
	10	Japan	JPN	5	15	15	26	228	269	1.00	
	11	United States of America	USA	5	15	11	42	117	170	0.73	
	12	Australia	AUS	5	17	10	42	193	245	0.59	
Total Tournament					30	94	285	314	3142	3741	3.03

Legend:											
Rk	Rank	Succ	Successes	Cont	Continues	Succ %	Success %	Avg	Average per set		
MP	Matches Played	SP	Sets Played								



Non-Scoring Diggers		Rk	Name	NPC	MP	SP	Exc	Faults	Cont	Total	Avg
	1	Islamic Republic of Iran	IRI	5	15	216	40	66	322	14.40	
	2	Egypt	EGY	5	15	205	34	102	341	13.67	
	3	Finland	FIN	5	16	193	64	90	347	12.06	
	4	Bosnia & Herzegovina	BIH	5	16	188	34	74	296	11.75	
	5	Japan	JPN	5	15	159	85	93	337	10.60	
	6	Korea	KOR	5	16	150	80	125	355	9.38	
	7	Germany	GER	5	15	139	52	169	360	9.27	
	8	Hungary	HUN	5	15	129	68	153	350	8.60	
	9	Netherlands	NED	5	15	108	57	127	292	7.20	
	10	Australia	AUS	5	17	111	109	124	344	6.53	
	11	United States of America	USA	5	15	64	69	90	223	4.27	
	12	Libyan Arab Jamahiriya	LBA	5	18	66	109	234	409	3.67	
Total Tournament					30	94	1728	801	1447	3976	18.38

Non-Scoring Setters		Rk	Name	NPC	MP	SP	Exc	Faults	Cont	Total	Avg
	1	Germany	GER	5	15	143	4	274	421	9.53	
	2	Egypt	EGY	5	15	142	9	235	386	9.47	
	3	Bosnia & Herzegovina	BIH	5	16	136	6	268	410	8.50	
	4	Islamic Republic of Iran	IRI	5	15	121	4	267	392	8.07	
	5	Netherlands	NED	5	15	118	4	233	355	7.87	
	6	Finland	FIN	5	16	124	4	241	369	7.75	
	7	Hungary	HUN	5	15	99	5	228	332	6.60	
	8	Japan	JPN	5	15	97	9	337	443	6.47	
	9	Korea	KOR	5	16	94	7	263	364	5.88	
	10	Australia	AUS	5	17	42	11	257	310	2.47	
	11	United States of America	USA	5	15	36	11	205	252	2.40	
	12	Libyan Arab Jamahiriya	LBA	5	18	43	15	225	283	2.39	
Total Tournament					30	94	1195	89	3033	4317	12.71

Non-Scoring Receivers		Rk	Name	NPC	MP	SP	Exc	Faults	Cont	Total	Eff %
	1	Egypt	EGY	5	15	167	4	22	193	84.46	
	2	Finland	FIN	5	16	199	8	20	227	84.14	
	3	Netherlands	NED	5	15	200	12	20	232	81.03	
	4	Germany	GER	5	15	188	9	35	232	77.16	
	5	Bosnia & Herzegovina	BIH	5	16	205	9	42	256	76.56	
	6	Islamic Republic of Iran	IRI	5	15	155	5	38	198	75.76	
	7	Japan	JPN	5	15	225	20	51	296	69.26	
	8	Australia	AUS	5	17	232	26	67	325	63.38	
	9	Libyan Arab Jamahiriya	LBA	5	18	213	28	70	311	59.49	
	10	Hungary	HUN	5	15	145	18	73	236	53.81	
	11	Korea	KOR	5	16	158	25	120	303	43.89	
	12	United States of America	USA	5	15	158	45	100	303	37.29	
Total Tournament					30	94	2245	209	658	3112	65.42

Legend:										
Rk	Rank	Exc	Excellent	Cont	Continues	Eff %	Efficiency %	Avg	Average per set	
MP	Matches Played	SP	Sets Played							



PRNVS00000125.00076B 00102420:33V010

# MEN'S SITTING

## RESULTS TABLE FINAL ROUND



P4

PAVILION 3

Match	Phase	Date	Teams	Sets	Points per Set					Total		Spectators
					1	2	3	4	5	Points	Minutes	
31	Classifications 9-12	26 Oct 2000	JPN vs AUS									
32	Classifications 9-12	26 Oct 2000	KOR vs USA									
33	Quarterfinal	26 Oct 2000	IRI vs LBA									
34	Quarterfinal	26 Oct 2000	FIN vs NED									
35	Quarterfinal	26 Oct 2000	GER vs BIH									
36	Quarterfinal	26 Oct 2000	EGY vs HUN									
37	Final 11-12	27 Oct 2000										
38	Final 9-10	27 Oct 2000										
39	Classifications 5-8	27 Oct 2000										
40	Classifications 5-8	27 Oct 2000										
41	Semifinal	27 Oct 2000										
42	Semifinal	27 Oct 2000										
43	Classification 7-8	28 Oct 2000										
44	Classification 5-6	28 Oct 2000										
45	Bronze Medal	28 Oct 2000										
46	Gold Medal	28 Oct 2000										

Quarterfinal

Semifinal

Final

1st of POOL A	IRI <sup>(33)</sup>	26-Oct-13:30			
4th of POOL B	LBA	Pavilion 3			
2nd of POOL B	FIN <sup>(34)</sup>	26-Oct-16:00	(41)	27-Oct-17:30	
3rd of POOL A	NED	Pavilion 3		Pavilion 3	
2nd of POOL A	GER <sup>(35)</sup>	26-Oct-17:30			(46) 28-Oct-18:30
3rd of POOL B	BIH	Pavilion 3			Pavilion 3
1st of POOL B	EGY <sup>(36)</sup>	26-Oct-19:00	(42)	27-Oct-19:00	
4th of POOL A	HUN	Pavilion 3		Pavilion 3	
				Loser of #41	
				Loser of #42	(45) 28-Oct-17:00
					Pavilion 3

Loser of #33		27-Oct-13:30	(39)		
Loser of #34		Pavilion 3			(44) 28-Oct-14:30
Loser of #35		27-Oct-16:00	(40)		Pavilion 3
Loser of #36		Pavilion 3			
Loser of #39				(43) 28-Oct-13:00	
Loser of #40				Pavilion 3	
5th of POOL A	JPN <sup>(31)</sup>	26-Oct-10:30			
6th of POOL B	AUS	Pavilion 3			(38) 27-Oct-12:00
5th of POOL B	KOR <sup>(32)</sup>	26-Oct-12:00			Pavilion 3
6th of POOL A	USA	Pavilion 3			
Loser of #31				(37) 27-Oct-10:30	
Loser of #32				Pavilion 3	

PRNVS00000126.00085B 00102420:38V050




### BEST SCORERS


Rk	No	Name	NPC	%	MP	SP	Attack	Block	Serve	Total
1	14	MANYAK Attila	HUN	31.7	5	15	54	8	4	66
2	1	ELSHAWIKH Hesham	EGY	22.5	5	15	40	10	5	55
3	9	SCHRAPP Juergen	GER	22.6	5	15	41	6	6	53
4	8	TANAKA Koji	JPN	35.9	5	15	43	6	2	51
5	1	TOP Pieter	NED	22.9	5	15	33	14	3	50
6	7	MAHMIC Zikret	BIH	19.6	5	16	37	3	9	49
7	8	MIMBERG Dirk	GER	20.5	5	15	42	5	1	48
8	8	MELANEN Lauri	FIN	18.9	5	16	35	4	5	44
	8	KIM Sung-Hoon	KOR	25.4	5	16	31	11	2	44
	15	MAKAROVSZKI Sandor	HUN	21.2	5	15	20	21	3	44
11	9	HUSSEIN Mohamed	EGY	16.4	5	15	36	2	2	40
12	3	AALDERS Henk	NED	17.9	5	15	31	4	4	39
	12	BEHRAVAN Hojat	IRI	15.9	5	15	26	7	6	39
	12	ABD ELYAZID Mohamed	EGY	16.0	5	15	25	7	7	39
15	9	TUOMINEN Veli-Matti	FIN	16.3	5	16	23	8	7	38
16	1	GODINJAK Ismet	BIH	14.4	5	16	32	2	2	36
	12	BARSCHE Steffen	GER	15.4	5	15	24	7	5	36
18	1	KATO Masahiko	JPN	24.6	5	15	28	4	3	35
19	3	HASSAN Yasser	EGY	13.9	5	15	26	2	6	34
	7	ROWORTH Brett	AUS	26.2	5	17	25	8	1	34
21	11	VENAELAEINEN Olavi	FIN	14.2	5	16	27	5	1	33
	10	FIROUZI Parviz	IRI	13.4	5	15	22	10	1	33
	5	SOLEIMANI Majid	IRI	13.4	5	15	18	7	8	33
	8	SOBCZAK Greg	AUS	25.4	5	17	15	13	5	33
25	12	VERSTAPPEN Johan	NED	14.2	5	15	16	11	4	31
	2	MANKO Adnan	BIH	12.4	5	16	16	10	5	31
27	10	HASSAN Adel	EGY	11.9	5	15	18	10	1	29
	5	MEDIC Asim	BIH	11.6	5	16	15	8	6	29
29	3	PEIDAYESH Reza	IRI	11.4	5	15	24	3	1	28
	3	PARK Hyun-Dong	KOR	16.2	5	16	21	4	3	28
	10	PULLI Matti	FIN	12.0	5	16	20	8	0	28
	6	KANG Duck-Chan	KOR	16.2	5	16	20	4	4	28
33	8	TIMMERMAN Edwin	NED	12.4	5	15	20	7	0	27
	6	GOLKAR AZGHANDI Ali	IRI	11.0	5	15	18	1	8	27
35	6	KAPIAINEN Petri	FIN	11.2	5	16	20	5	1	26
	7	DURGE Ron	NED	11.9	5	15	18	4	4	26
	11	DELALIC Sabahudin	BIH	10.4	5	16	17	4	5	26
	1	YOON Chul-Ho	KOR	15.0	5	16	17	2	7	26
	8	JOHNSON Bradley	USA	27.4	5	15	14	10	2	26
40	6	KEKECS Miklos	HUN	12.0	5	15	15	8	2	25
<b>Total Tournament</b>					30	94	1548	451	285	2284


NOTE: 40 players are listed; except where ties would extend the list beyond 40 in which case the tied players are not listed.

Legend:							
Rk	Rank	%	% of points won by all players in team	MP	Matches Played	SP	Team Sets Played




Scoring Attackers		Rk	No	Name	NPC	MP	SP	Succ	Faults	Cont	Total	Succ %
	1	1	ELSHAWIKH Hesham	EGY	5	15	40	10	35	85	47.06	
	2	9	SCHRAPP Juergen	GER	5	15	41	11	42	94	43.62	
	3	8	MELANEN Lauri	FIN	5	16	35	14	33	82	42.68	
	4	7	MAHMIC Zikret	BIH	5	16	37	23	28	88	42.05	
	5	14	MANYAK Attila	HUN	5	15	54	21	59	134	40.30	
	6	1	GODINJAK Ismet	BIH	5	16	32	17	34	83	38.55	
	7	11	VENAELAEINEN Olavi	FIN	5	16	27	12	34	73	36.99	
	8	1	TOP Pieter	NED	5	15	33	10	48	91	36.26	
	9	8	MIMBERG Dirk	GER	5	15	42	23	53	118	35.59	
	10	8	KIM Sung-Hoon	KOR	5	16	31	18	40	89	34.83	
Limit Percentage 15.00%				Total Tournament		30	94	1548	1012	2696	5256	29.45


Scoring Blockers		Rk	No	Name	NPC	MP	SP	Succ	Faults	Cont	Total	Avg
	1	15	MAKAROVSKI Sandor	HUN	5	15	21	25	38	84	1.40	
	2	1	TOP Pieter	NED	5	15	14	15	22	51	0.93	
	3	8	SOBCZAK Greg	AUS	5	17	13	21	21	55	0.76	
	4	12	VERSTAPPEN Johan	NED	5	15	11	11	7	29	0.73	
	5	8	KIM Sung-Hoon	KOR	5	16	11	14	17	42	0.69	
	6	1	ELSHAWIKH Hesham	EGY	5	15	10	13	30	53	0.67	
	4		OONK Alfred	NED	5	15	10	16	19	45	0.67	
	8		JOHNSON Bradley	USA	5	15	10	13	19	42	0.67	
	10		FIROUZI Parviz	IRI	5	15	10	7	14	31	0.67	
	10		HASSAN Adel	EGY	5	15	10	5	14	29	0.67	
				Total Tournament		30	94	451	797	1203	2451	4.80


Scoring Servers		Rk	No	Name	NPC	MP	SP	Succ	Faults	Cont	Total	Avg
	1	7	MAHMIC Zikret	BIH	5	16	9	6	33	48	0.56	
	2	5	SOLEIMANI Majid	IRI	5	15	8	1	41	50	0.53	
	6		GOLKAR AZGHANDI Ali	IRI	5	15	8	2	34	44	0.53	
	4	12	ABD ELYAZID Mohamed	EGY	5	15	7	3	58	68	0.47	
	5	1	YOON Chul-Ho	KOR	5	16	7	7	49	63	0.44	
	9		TUOMINEN Veli-Matti	FIN	5	16	7	8	40	55	0.44	
				Total Tournament		30	94	285	314	3142	3741	3.03

NOTE: 10 players are listed per skill; except where ties would extend the list beyond 10 in which case the tied players are not listed.

Legend:		Succ	Cont	Succ %	Avg
Rk	Rank	Successes	Continues	Success %	Average per set
MP	Matches Played	SP	Team Sets Played		

Non-Scoring Diggers		Rk No	Name	NPC	MP	SP	Exc	Faults	Cont	Total	Avg
	1	12	ABD ELYAZID Mohamed	EGY	5	15	49	7	9	65	3.27
	2	8	TANAKA Koji	JPN	5	15	42	7	10	59	2.80
	3	11	VENAELAEINEN Olavi	FIN	5	16	42	14	20	76	2.63
	4	5	KIM Bong-Ju	KOR	5	16	41	17	19	77	2.56
	5	3	HASSAN Yasser	EGY	5	15	34	5	23	62	2.27
	6	9	KOVACS Laszlo	HUN	5	15	31	11	39	81	2.07
	7	9	SALKIC Nedzad	BIH	5	16	33	3	5	41	2.06
	8	1	YOON Chul-Ho	KOR	5	16	32	11	26	69	2.00
	9	7	ROWORTH Brett	AUS	5	17	33	24	22	79	1.94
	10	9	HUSSEIN Mohamed	EGY	5	15	29	5	11	45	1.93
Total Tournament					30	94	1728	801	1447	3976	18.38

Non-Scoring Setters		Rk No	Name	NPC	MP	SP	Exc	Faults	Cont	Total	Avg
	1	6	SOICKE Siegmund	GER	5	15	71	1	93	165	4.73
	2	4	OONK Alfred	NED	5	15	70	1	122	193	4.67
	3	3	HASSAN Yasser	EGY	5	15	65	-	90	155	4.33
	4	11	DELALIC Sabahudin	BIH	5	16	62	-	124	186	3.88
	5	2	STETTNER Ferenc	GER	5	15	51	1	99	151	3.40
	6	10	PULLI Matti	FIN	5	16	53	1	90	144	3.31
	7	7	DOMOKOS Andras	HUN	5	15	47	3	67	117	3.13
	8	7	NAKAYAMA Robert	JPN	5	15	43	2	118	163	2.87
		5	EL BAHAEY Taher	EGY	5	15	43	5	69	117	2.87
	10	2	MANKO Adnan	BIH	5	16	45	4	75	124	2.81
Total Tournament					30	94	1195	89	3033	4317	12.71

Non-Scoring Receivers		Rk No	Name	NPC	MP	SP	Exc	Faults	Cont	Total	Eff %
	1	5	VENDERBOSCH Andre	NED	5	15	75	3	9	87	82.76
	2	11	NORTH Brant	AUS	5	17	73	4	12	89	77.53
	3	9	KOVACS Laszlo	HUN	5	15	62	9	19	90	58.89
		5	KIM Bong-Ju	KOR	5	16	40	3	32	75	
		10	ABUSETIN Mustafa	LBA	5	18	43	7	17	67	
		9	ABDELGADER SALEH Saleh Ibrahim	LBA	5	18	46	2	11	59	
		1	KATO Masahiko	JPN	5	15	39	5	12	56	
		1	YOON Chul-Ho	KOR	5	16	34	-	22	56	
		7	ROWORTH Brett	AUS	5	17	32	3	16	51	
		9	SALKIC Nedzad	BIH	5	16	42	2	7	51	
Limit Percentage 25.00%											
Total Tournament					30	94	2245	209	658	3112	65.42

NOTE: 10 players are listed per skill; except where ties would extend the list beyond 10 in which case the tied players are not listed.

Legend:		Exc	Cont	Eff %	Avg
Rk	Rank	Excellent	Continues	Efficiency %	Average per set
MP	Matches Played	SP	Team Sets Played		

PRNVS00000127.00058 00102420:50V010

Time	Match	Phase	Team	Officials
10:30	31	Classifications 9-12	Japan vs Australia	<p>JPN AUS</p> <p><b>Referees</b> FUCHS Elisabeth (AUT) SHEHATA Mohamed (EGY)</p> <p><b>Control Committee</b> SCHONSTEINER Jurgen (GER) BROUWERS Gerard (NED)</p> <p><b>Scorers</b> MEULENKAMP Martijn (NED) WILSON Elizabeth (USA)</p> <p><b>Linejudges</b> PATERSON Scott (AUS) BOLT Donald (AUS) NEAL Brian (AUS) TOOVEY Leigh (AUS)</p>
12:00	32	Classifications 9-12	Korea vs United States of America	<p>KOR USA</p> <p><b>Referees</b> FISCHER Ute Maria (GER) ANDERSSON Mats (SWE)</p> <p><b>Control Committee</b> SCHONSTEINER Jurgen (GER) ROSENTHAL Radu (ISR)</p> <p><b>Scorers</b> WARR Susan (AUS) LENTIN Kevin (AUS)</p> <p><b>Linejudges</b> HUGHES Paul (USA) SCHULBERGS Marika (AUS) SEKHAR Niranjan (AUS) NGUYEN Phong (AUS)</p>
13:30	33	Quarterfinal	Islamic Republic of Iran vs Libyan Arab Jamahiriya	<p>IRI LBA</p> <p><b>Referees</b> KARADI Gabor (HUN) SOLVANG Jan Otto (NOR)</p> <p><b>Control Committee</b> PONT Juan (ESP) ROSENTHAL Radu (ISR)</p> <p><b>Scorers</b> BYRNES John (AUS) SCHIPPER Eddy (NED)</p> <p><b>Linejudges</b> TWEEDIE Catriona (AUS) NEAL Brian (AUS) McINTYRE Leisa (USA) GILLETE Jacob (USA)</p>
16:00	34	Quarterfinal	Finland vs Netherlands	<p>FIN NED</p> <p><b>Referees</b> CHIRCHOV Stepan (RUS) PROBST Anton (GER)</p> <p><b>Control Committee</b> PONT Juan (ESP) LOTAN Gabriel (ISR)</p> <p><b>Scorers</b> SEKHAR Niranjan (AUS) THINNES Roger (USA)</p> <p><b>Linejudges</b> LONGLEY Kathryn (AUS) YOE Dee (USA) BOLT Donald (AUS) WILSON Elizabeth (USA)</p>
17:30	35	Quarterfinal	Germany vs Bosnia & Herzegovina	<p>GER BIH</p> <p><b>Referees</b> PLESNIK Janko (SLO) KHOEINI Hossein (IRI)</p> <p><b>Control Committee</b> SAVELKOUL Gene (NED) BROUWERS Gerard (NED)</p> <p><b>Scorers</b> LENTIN Kevin (AUS) GILLETE Jacob (USA)</p> <p><b>Linejudges</b> WARR Susan (AUS) NGUYEN Phong (AUS) PATERSON Scott (AUS) McINTYRE Leisa (USA)</p>
19:00	36	Quarterfinal	Egypt vs Hungary	<p>EGY HUN</p> <p><b>Referees</b> GIUGNI Stephen (AUS) VAN DE LOO Henricus (NED)</p> <p><b>Control Committee</b> SAVELKOUL Gene (NED) LOTAN Gabriel (ISR)</p> <p><b>Scorers</b> THINNES Roger (USA) BYRNES John (AUS)</p> <p><b>Linejudges</b> YOE Dee (USA) LONGLEY Kathryn (AUS) HUGHES Paul (USA) TWEEDIE Catriona (AUS)</p>

Volleyball - Sitting

Volleyball - Sitting

Volleyball - Sitting

Volleyball - Sitting

Volleyball - Sitting

Volleyball - Sitting



PRNVS00000128.00051 00102608:21V010

Match No: 31  
Start Time: 10:30

JPN vs AUS

First Referee: FUCHS Elisabeth (AUT)  
Second Referee: SHEHATA Mohamed (EGY)

## Japan (JPN)

No.	Name	Medical Class	Date of Birth	Tournament Totals				
				Attack	Block	Serve	Total	%
1	KATO Masahiko	E	16 APR 1969	28	4	3	35	24.65
2	SATO Ei (C)	E	1 OCT 1963	15	1	0	16	11.27
3	YOSHIDA Hitoshi	E	13 OCT 1966	8	2	1	11	7.75
4	SHIKINE Toshinari	E	5 FEB 1965	6	1	0	7	4.93
5	TAKEDA Yoshihito	E	1 JUN 1967	3	2	3	8	5.63
6	ARIFUKU Junichi	MD	27 MAR 1963	1	0	0	1	0.70
7	NAKAYAMA Robert	E	22 FEB 1976	4	1	3	8	5.63
8	TANAKA Koji	E	26 AUG 1967	43	6	2	51	35.92
9	TANABE Tsutomu	E	15 APR 1963	0	0	2	2	1.41
10	WAKAIRO Hiroyuki	MD	21 JUL 1971	2	0	0	2	1.41
11	YONEZAWA Atsushi	E	26 JAN 1974	0	0	1	1	0.70
12	SASAKI Masahiro	E	12 SEP 1967	0	0	0	0	0.00

Head Coach : MANO Yoshihisa

Results in these Paralympic Games

Round	Opponent	Result	Set Scores	Round	Opponent	Result	Set Scores
Preliminaries A	GER	0-3	10-25,17-25,14-25	Preliminaries A	USA	3-0	25-15,25-14,25-16
Preliminaries A	HUN	0-3	16-25,14-25,25-27	Preliminaries A	IRI	0-3	12-25,14-25,18-25
				Preliminaries A	NED	0-3	12-25,20-25,17-25

## Australia (AUS)

No.	Name	Medical Class	Date of Birth	Tournament Totals				
				Attack	Block	Serve	Total	%
1	BRAY Edward	E	22 NOV 1954	12	7	0	19	14.62
2	LEE Albert	E	17 OCT 1962	7	5	2	14	10.77
3	WHITEMAN Mark	E	10 MAR 1968	1	0	0	1	0.77
4	PRICE Kevin	E	20 AUG 1948	5	3	2	10	7.69
5	CROFT Paul	E	11 MAR 1951	0	0	0	0	0.00
6	GAY Darren	E	28 NOV 1969	7	6	0	13	10.00
7	ROWORTH Brett (C)	E	23 OCT 1959	25	8	1	34	26.15
8	SOBCZAK Greg	E	11 OCT 1970	15	13	5	33	25.38
9	THOMPSON Bruce	E	20 MAR 1960	1	0	0	1	0.77
10	PYNE Glenn	E	8 AUG 1957	4	1	0	5	3.85
11	NORTH Brant (L)	E	5 NOV 1976	0	0	0	0	0.00

Head Coach : WEIPING Tu

Results in these Paralympic Games

Round	Opponent	Result	Set Scores	Round	Opponent	Result	Set Scores
Preliminaries B	LBA	2-3	18-25,25-23,25-22,19-25,12-15	Preliminaries B	FIN	0-3	9-25,12-25,9-25
Preliminaries B	BIH	0-3	6-25,7-25,17-25	Preliminaries B	EGY	0-3	8-25,8-25,8-25
				Preliminaries B	KOR	0-3	16-25,18-25,23-25

**Legend:**

(C) Team Captain (L) Libero Player % Percent of total team scoring  
E Eligible MD Minimal Disability

PRNVS00000129.00051 00102608:41V010



PRNVS0000012A.00051 00102608:21V010

Match No: 33  
Start Time: 13:30

IRI vs LBA

First Referee: KARADI Gabor (HUN)  
Second Referee: SOLVANG Jan Otto (NOR)

### Islamic Republic of Iran (IRI)

No.	Name	Medical Class	Date of Birth	Tournament Totals				
				Attack	Block	Serve	Total	%
1	ESHAGHI Ali	E	12 NOV 1971	3	3	3	9	3.66
2	RAHIMI Mohammadreza	E	12 OCT 1971	10	2	6	18	7.32
3	PEIDAYESH Reza	MD	5 SEP 1978	24	3	1	28	11.38
4	KASHFIA Ali (C)	E	12 DEC 1963	5	2	0	7	2.85
5	SOLEIMANI Majid	E	6 SEP 1964	18	7	8	33	13.41
6	GOLKAR AZGHANDI Ali	E	21 MAR 1969	18	1	8	27	10.98
7	ASHOURI Farshid (L)	E	21 MAR 1964	0	0	0	0	0.00
8	EIMERI Jalil	E	21 SEP 1972	15	4	4	23	9.35
9	ZIRAH Isha	E	4 JUN 1979	8	2	5	15	6.10
10	FIROUZI Parviz	E	20 FEB 1969	22	10	1	33	13.41
11	SALAVATIAN Aliakbar	E	2 MAY 1967	8	4	2	14	5.69
12	BEHRAVAN Hojat	E	19 DEC 1979	26	7	6	39	15.85

Head Coach : REZAEIGARKANI Hadi

Results in these Paralympic Games

Round	Opponent	Result	Set Scores	Round	Opponent	Result	Set Scores
Preliminaries A	NED	3-0	25-19,25-22,25-10	Preliminaries A	GER	3-0	25-20,25-18,25-18
Preliminaries A	USA	3-0	25-6,25-16,25-9	Preliminaries A	JPN	3-0	25-12,25-14,25-18
				Preliminaries A	HUN	3-0	25-15,25-18,25-15

### Libyan Arab Jamahiriya (LBA)

No.	Name	Medical Class	Date of Birth	Tournament Totals				
				Attack	Block	Serve	Total	%
2	SALIL Ali Said	E	1 JAN 1975	12	2	3	17	15.32
3	ALMEDNENE Mousbah A M	E	15 MAY 1972	1	0	0	1	0.90
4	ELKELABE Zuhair M	E	1 JAN 1967	11	4	3	18	16.22
5	ELGHASHIR Abulgasem	E	29 NOV 1968	1	0	0	1	0.90
6	SAEID I Hashem	E	17 APR 1971	12	1	7	20	18.02
7	M SUSAEN Gama	E	16 APR 1975	0	1	0	1	0.90
8	ALAGURI Salah (C)	E	19 APR 1967	13	2	2	17	15.32
9	ABDELGADER SALEH Saleh Ibrahim	E	2 JAN 1967	10	2	1	13	11.71
10	ABUSETIN Mustafa	E	26 DEC 1968	10	2	3	15	13.51
11	EMHEMED SALEM Salem	E	1 JAN 1967	1	0	3	4	3.60
12	ZAITUNI Abdulhakim H	E	28 JAN 1969	0	1	0	1	0.90
13	MANSUR Salem	E	2 OCT 1965	1	2	0	3	2.70

Head Coach : NOUH Ramdans

Results in these Paralympic Games

Round	Opponent	Result	Set Scores	Round	Opponent	Result	Set Scores
Preliminaries B	AUS	3-2	25-18,23-25,22-25,25-19,15-12	Preliminaries B	KOR	1-3	16-25,25-18,14-25,17-25
Preliminaries B	EGY	0-3	9-25,12-25,9-25	Preliminaries B	FIN	0-3	7-25,9-25,4-25
				Preliminaries B	BIH	3-0	25-17,25-17,25-19

**Legend:**

(C) Team Captain (L) Libero Player % Percent of total team scoring  
E Eligible MD Minimal Disability

PRNVS0000012B.00051 00102608:21V010

Match No: 34  
Start Time: 16:00

FIN vs NED

First Referee: CHIRCHOV Stepan (RUS)

Second Referee: PROBST Anton (GER)

## Finland (FIN)

No.	Name	Medical Class	Date of Birth	Tournament Totals				
				Attack	Block	Serve	Total	%
1	PYNNOENEN Allan	E	21 JUN 1952	6	1	1	8	3.43
2	HAENNINEN Keijo	E	6 OCT 1950	6	1	1	8	3.43
3	HEINO Jari (L)	E	31 MAY 1961	0	0	0	0	0.00
4	LAINE Jukka	E	10 JUL 1963	17	5	2	24	10.30
6	KAPIAINEN Petri	MD	2 JUL 1965	20	5	1	26	11.16
7	TERVO Sami	E	13 NOV 1965	1	0	3	4	1.72
8	MELANEN Lauri	MD	18 JAN 1963	35	4	5	44	18.88
9	TUOMINEN Veli-Matti	E	30 DEC 1953	23	8	7	38	16.31
10	PULLI Matti (C)	E	23 FEB 1956	20	8	0	28	12.02
11	VENAELAEINEN Olavi	E	16 DEC 1946	27	5	1	33	14.16
12	VISTBACKA Aulis	E	5 OCT 1958	10	5	5	20	8.58

Head Coach : VARE Timo

Results in these Paralympic Games

Round	Opponent	Result	Set Scores	Round	Opponent	Result	Set Scores
Preliminaries B	BIH	1-3	18-25,22-25,25-21,14-25	Preliminaries B	AUS	3-0	25-9,25-12,25-9
Preliminaries B	KOR	3-0	25-16,25-14,25-17	Preliminaries B	LBA	3-0	25-7,25-9,25-4
				Preliminaries B	EGY	0-3	14-25,22-25,23-25

## Netherlands (NED)

No.	Name	Medical Class	Date of Birth	Tournament Totals				
				Attack	Block	Serve	Total	%
1	TOP Pieter	E	13 FEB 1959	33	14	3	50	22.94
3	AALDERS Henk	E	24 DEC 1955	31	4	4	39	17.89
4	OONK Alfred	E	10 JAN 1964	10	10	2	22	10.09
5	VENDERBOSCH Andre (L)	E	25 MAY 1967	0	0	0	0	0.00
6	OOMEN Harry	E	25 JUL 1960	1	0	0	1	0.46
7	DURGE Ron	E	17 JAN 1964	18	4	4	26	11.93
8	TIMMERMAN Edwin	E	11 NOV 1972	20	7	0	27	12.39
9	TIBBEN Stefan	MD	21 APR 1969	13	4	0	17	7.80
10	LJJSSEN Martin	E	25 AUG 1967	0	0	0	0	0.00
11	van der BROEK Edwin	E	28 JUL 1976	1	0	0	1	0.46
12	VERSTAPPEN Johan (C)	MD	15 APR 1970	16	11	4	31	14.22
14	REEKERS Johan	E	28 DEC 1957	2	0	2	4	1.83

Head Coach : JANSEN Kees

Results in these Paralympic Games

Round	Opponent	Result	Set Scores	Round	Opponent	Result	Set Scores
Preliminaries A	IRI	0-3	19-25,22-25,10-25	Preliminaries A	HUN	3-0	25-21,25-22,25-23
Preliminaries A	GER	0-3	14-25,19-25,21-25	Preliminaries A	USA	3-0	25-12,25-7,25-13
				Preliminaries A	JPN	3-0	25-12,25-20,25-17

### Legend:

(C) Team Captain

(L) Libero Player

% Percent of total team scoring

E Eligible

MD Minimal Disability



PRNVS0000012C.00051 00102608:21V010

Match No: 35  
Start Time: 17:30

GER vs BIH

First Referee: PLESNIK Janko (SLO)

Second Referee: KHOEINI Hossein (IRI)

## Germany (GER)

No.	Name	Medical Class	Date of Birth	Tournament Totals				
				Attack	Block	Serve	Total	%
1	SCHIFFLER Alexander	E	20 JAN 1982	11	3	5	19	8.12
2	STETTNER Ferenc	E	14 MAY 1958	5	6	4	15	6.41
3	RENGER Thomas	E	19 AUG 1972	16	3	0	19	8.12
5	HAUSSIG Uwe	E	4 MAR 1963	3	1	4	8	3.42
6	SOICKE Siegmund	E	12 JAN 1956	1	7	1	9	3.85
7	von der TRENCK Stefan	E	19 MAR 1959	3	1	0	4	1.71
8	MIMBERG Dirk	E	1 AUG 1966	42	5	1	48	20.51
9	SCHRAPP Juergen (C)	E	27 JUL 1974	41	6	6	53	22.65
10	WISCHNEWSKI Stefan	E	19 OCT 1969	4	1	5	10	4.27
11	RICKMANN Martin	MD	15 OCT 1969	7	4	2	13	5.56
12	BARSCHE Steffen	E	23 JUN 1967	24	7	5	36	15.38

Head Coach : DE HAAN Jouke

Results in these Paralympic Games

Round	Opponent	Result	Set Scores	Round	Opponent	Result	Set Scores
Preliminaries A	JPN	3-0	25-10,25-17,25-14	Preliminaries A	IRI	0-3	20-25,18-25,18-25
Preliminaries A	NED	3-0	25-14,25-19,25-21	Preliminaries A	HUN	3-0	25-21,25-19,25-22
				Preliminaries A	USA	3-0	25-3,25-15,25-9

## Bosnia & Herzegovina (BIH)

No.	Name	Medical Class	Date of Birth	Tournament Totals				
				Attack	Block	Serve	Total	%
1	GODINJAK Ismet	E	17 MAR 1973	32	2	2	36	14.40
2	MANKO Adnan	E	16 JAN 1977	16	10	5	31	12.40
3	NUHANOVIC Sevko (C)	E	17 SEP 1958	10	2	2	14	5.60
4	IBRAKOVIC Edin	E	6 JUL 1962	14	3	1	18	7.20
5	MEDIC Asim	E	3 AUG 1969	15	8	6	29	11.60
6	CAUSEVIC Fikret	E	13 MAY 1973	12	0	3	15	6.00
7	MAHMIC Zikret	E	4 JAN 1971	37	3	9	49	19.60
8	HAMZIC Dzevad	E	4 SEP 1968	15	2	3	20	8.00
9	SALKIC Nedžad (L)	E	26 OCT 1969	1	0	0	1	0.40
10	CISIJA Abid	E	9 JAN 1967	1	0	1	2	0.80
11	DELALIC Sabahudin	E	17 AUG 1972	17	4	5	26	10.40
12	ALIC Nevzet	MD	5 JAN 1961	7	2	0	9	3.60

Head Coach : HRUSTEMOVIC Mirza

Results in these Paralympic Games

Round	Opponent	Result	Set Scores	Round	Opponent	Result	Set Scores
Preliminaries B	FIN	3-1	25-18,25-22,21-25,25-14	Preliminaries B	EGY	0-3	20-25,21-25,22-25
Preliminaries B	AUS	3-0	25-6,25-7,25-17	Preliminaries B	KOR	3-0	25-9,25-8,25-14
				Preliminaries B	LBA	0-3	17-25,17-25,19-25

### Legend:

(C) Team Captain

(L) Libero Player

% Percent of total team scoring

E Eligible

MD Minimal Disability

PRNVS0000012D.00051 00102608:22V010

Match No: 36  
Start Time: 19:00

EGY vs HUN

First Referee: GIUGNI Stephen (AUS)

Second Referee: VAN DE LOO Henricus (NED)

## Egypt (EGY)

No.	Name	Medical Class	Date of Birth	Tournament Totals				
				Attack	Block	Serve	Total	%
1	ELSHAWIKH Hesham	E	2 FEB 1975	40	10	5	55	22.54
2	AWED Tamer	E	9 MAR 1971	2	0	1	3	1.23
3	HASSAN Yasser	E	14 OCT 1973	26	2	6	34	13.93
4	ABD ALLA Ashraf	E	25 FEB 1974	14	1	1	16	6.56
5	EL BAHAEY Taher	E	9 JUN 1972	17	1	3	21	8.61
7	HASSANEIN Salah	E	9 SEP 1974	1	0	0	1	0.41
8	ABD ELLATIF Abd Elnabi (L)	E	18 JUN 1972	0	0	0	0	0.00
9	HUSSEIN Mohamed	E	6 JAN 1968	36	2	2	40	16.39
10	HASSAN Adel (C)	E	19 AUG 1966	18	10	1	29	11.89
11	ELHELBAWI Rezek	E	1 JAN 1978	6	0	0	6	2.46
12	ABD ELYAZID Mohamed	E	29 MAR 1979	25	7	7	39	15.98

Head Coach : DARWISH Mansour

Results in these Paralympic Games

Round	Opponent	Result	Set Scores	Round	Opponent	Result	Set Scores
Preliminaries B	KOR	3-0	25-18,25-9,25-14	Preliminaries B	BIH	3-0	25-20,25-21,25-22
Preliminaries B	LBA	3-0	25-9,25-12,25-9	Preliminaries B	AUS	3-0	25-8,25-8,25-8
				Preliminaries B	FIN	3-0	25-14,25-22,25-23

## Hungary (HUN)

No.	Name	Medical Class	Date of Birth	Tournament Totals				
				Attack	Block	Serve	Total	%
1	LOCSEI Sandor	E	18 MAY 1956	5	5	1	11	5.29
2	SZIGEDI Laszlo	E	29 MAR 1967	3	1	0	4	1.92
3	SZABO Laszlo	MD	26 DEC 1968	10	1	1	12	5.77
4	GAL Janos	E	24 MAR 1954	0	1	1	2	0.96
5	PERES Janos	E	16 FEB 1959	1	2	0	3	1.44
6	KEKECS Miklos	E	30 JUL 1955	15	8	2	25	12.02
7	DOMOKOS Andras (C)	E	24 MAY 1956	5	6	6	17	8.17
8	STIRCZER Jozsef	E	17 SEP 1963	9	5	3	17	8.17
9	KOVACS Laszlo (L)	E	4 JUN 1973	0	0	0	0	0.00
10	SZECSENYI Lajos	E	28 APR 1961	3	3	1	7	3.37
14	MANYAK Attila	MD	1 DEC 1972	54	8	4	66	31.73
15	MAKAROVSKI Sandor	E	2 JUL 1966	20	21	3	44	21.15

Head Coach : BALOGH Istvan

Results in these Paralympic Games

Round	Opponent	Result	Set Scores	Round	Opponent	Result	Set Scores
Preliminaries A	USA	3-0	25-16,25-6,25-8	Preliminaries A	NED	0-3	21-25,22-25,23-25
Preliminaries A	JPN	3-0	25-16,25-14,27-25	Preliminaries A	GER	0-3	21-25,19-25,22-25
				Preliminaries A	IRI	0-3	15-25,18-25,15-25

### Legend:

(C) Team Captain

(L) Libero Player

% Percent of total team scoring

E Eligible

MD Minimal Disability

PRNVS0000012E.00058 00102614:03V01U



Time	Match	Phase	Team	Officials
13:30	33	Quarterfinal	Islamic Republic of Iran vs Libyan Arab Jamahiriya IRI LBA	<b>Referees</b> KARADI Gabor (HUN) SOLVANG Jan Otto (NOR) <b>Control Committee</b> PONT Juan (ESP) ROSENTHAL Radu (ISR) <b>Scorers</b> BYRNES John (AUS) SCHIPPER Eddy (NED) <b>Linejudges</b> TWEEDIE Catriona (AUS) NEAL Brian (AUS) McINTYRE Leisa (USA) GILLETE Jacob (USA)
16:00	34	Quarterfinal	Finland vs Netherlands FIN NED	<b>Referees</b> CHIRCHOV Stepan (RUS) PROBST Anton (GER) <b>Control Committee</b> PONT Juan (ESP) LOTAN Gabriel (ISR) <b>Scorers</b> SEKHAR Niranjan (AUS) THINNES Roger (USA) <b>Linejudges</b> LONGLEY Kathryn (AUS) YOE Dee (USA) BOLT Donald (AUS) WILSON Elizabeth (USA)
17:30	35	Quarterfinal	Germany vs Bosnia & Herzegovina GER BIH	<b>Referees</b> PLESNIK Janko (SLO) KHOEINI Hossein (IRI) <b>Control Committee</b> SAVELKOUL Gene (NED) BROUWERS Gerard (NED) <b>Scorers</b> LENTIN Kevin (AUS) GILLETE Jacob (USA) <b>Linejudges</b> WARR Susan (AUS) NGUYEN Phong (AUS) PATERSON Scott (AUS) McINTYRE Leisa (USA)
19:00	36	Quarterfinal	Egypt vs Hungary EGY HUN	<b>Referees</b> GIUGNI Stephen (AUS) VAN DE LOO Henricus (NED) <b>Control Committee</b> SAVELKOUL Gene (NED) LOTAN Gabriel (ISR) <b>Scorers</b> THINNES Roger (USA) BYRNES John (AUS) <b>Linejudges</b> YOE Dee (USA) LONGLEY Kathryn (AUS) HUGHES Paul (USA) TWEEDIE Catriona (AUS)

Volleyball - Sitting

Volleyball - Sitting

Volleyball - Sitting

Volleyball - Sitting

Volleyball - Sitting

Volleyball - Sitting

PRNVS0000012F.00076B 00102610:29V01U





PRNVS00000130.00073 00102611:45V01U

# MEN'S SITTING CLASSIFICATIONS 9-12 MATCH RESULTS



THU 26 OCT 2000

P2

PAVILION 3

Match No: 31  
Start Time: 10:30

JPN vs AUS  
2 vs 1

Spectators:

Team	Sets	1	2	3	4	5	Total
JPN	2	25	22	25	0		72
AUS	1	17	25	13	0		55
	Minutes	21	27	0			48

Referees: FUCHS Elisabeth (AUT) & SHEHATA Mohamed (EGY)

JPN - Japan							AUS - Australia								
No	Name	1	2	3	4	5	Pts	No	Name	1	2	3	4	5	Pts
1	KATO Masahiko	■	■	■			14	1	BRAY Edward	■	■	■			8
2	SATO Ei	■					6	2	LEE Albert	□	■	□			2
3	YOSHIDA Hitoshi	■	■	■			8	3	WHITEMAN Mark		□	■			
4	SHIKINE Toshinari			□	■		2	4	PRICE Kevin	□	□				
5	TAKEDA Yoshihito	■		■			3	5	CROFT Paul				□		
6	ARIFUKU Junichi		■					6	GAY Darren	■	■	■			5
7	NAKAYAMA Robert	■	■	■			1	7	ROWORTH Brett	■	■	■			7
8	TANAKA Koji	■	■	■			11	8	SOBCZAK Greg	■	■	■			7
9	TANABE Tsutomu		■				2	9	THOMPSON Bruce	■	□				1
10	WAKAIRO Hiroyuki			□				10	PYNE Glenn	■	■	■			1
11	YONEZAWA Atsushi	□	□					11	L NORTH Brant	L	L	L			
12	SASAKI Masahiro	□													
<b>Head Coach:</b> MANO Yoshihisa							<b>Head Coach:</b> WEIPING Tu								
<b>Assistant:</b> YAMASHITA Shin							<b>Assistant:</b> GLENN Stewart								

## TEAM AND PLAYER PERFORMANCES

Won	Total Atts	No	Name	Scoring Skills	Won	Total Atts	No	Name
37	111	<b>Total Team</b>		<b>Attack</b>	16	76	<b>Total Team</b>	
12	34	1	KATO Masahiko		4	17	1	BRAY Edward
11	22	8	TANAKA Koji		3	9	6	GAY Darren
6	11	2	SATO Ei		3	12	7	ROWORTH Brett
1	16	<b>Total Team</b>		<b>Block</b>	9	52	<b>Total Team</b>	
1	3	1	KATO Masahiko		4	12	1	BRAY Edward
					2	8	6	GAY Darren
9	72	<b>Total Team</b>		<b>Serve</b>	1	3	2	LEE Albert
4	16	3	YOSHIDA Hitoshi		6	54	<b>Total Team</b>	
2	11	9	TANABE Tsutomu		3	9	7	ROWORTH Brett
1	10	1	KATO Masahiko	3	14	8	SOBCZAK Greg	
25		<b>Total Team</b>		<b>Opp Error</b>	24		<b>Total Team</b>	
72	199	<b>Total Team</b>			55	182	<b>Total Team</b>	
14	14	1	KATO Masahiko	<b>Best Scorer</b>	8	8	1	BRAY Edward

**Legend:**

■ Starting line-up      □ Substitute      nn Team Captain      □ Substitue libero  
 Pts Points scored      L Libero Player      Opp Opponent      Atts Attempts

PROVISIONAL

PRNVS00000131.00083 00102611:45V01U

# MEN'S SITTING CLASSIFICATIONS 9-12 MATCH STATISTICS



THU 26 OCT 2000

P3

PAVILION 3


Match No 31  
Start Time: 10:30


**JPN vs AUS**  
2                      1

Spectators:

Team	Sets	1	2	3	4	5	Total
<b>JPN</b>	<b>2</b>	25	22	25	0		72
<b>AUS</b>	<b>1</b>	17	25	13	0		55
<b>Minutes</b>	<b></b>	21	27	19			67

## JPN - Japan

	Rk	No	Name	Succ	Faults	Cont	Total	Succ %
	1	8	TANAKA Koji	11	6	5	22	50.00
	2	1	KATO Masahiko	12	4	18	34	35.29
	3	3	YOSHIDA Hitoshi	4	8	9	21	19.05
		2	SATO Ei	6	1	4	11	
		4	SHIKINE Toshinari	2	-	5	7	
	10		WAKAIRO Hiroyuki	-	4	1	5	
	5		TAKEDA Yoshihito	2	-	2	4	
	6		ARIFUKU Junichi	-	2	1	3	
	7		NAKAYAMA Robert	-	-	3	3	
	9		TANABE Tsutomu	-	-	1	1	
	12		SASAKI Masahiro	-	-	-	-	
	11	YONEZAWA Atsushi	-	-	-	-		
<b>Total Team</b>				<b>37</b>	<b>25</b>	<b>49</b>	<b>111</b>	<b>33.33</b>

	Rk	No	Name	Succ	Faults	Cont	Total	Avg
	1	1	KATO Masahiko	1	1	1	3	0.33
	2	8	TANAKA Koji	-	2	3	5	0.00
		7	NAKAYAMA Robert	-	2	2	4	0.00
		3	YOSHIDA Hitoshi	-	1	1	2	0.00
		6	ARIFUKU Junichi	-	-	1	1	0.00
		5	TAKEDA Yoshihito	-	-	1	1	0.00
	12		SASAKI Masahiro	-	-	-	-	
		2	SATO Ei	-	-	-	-	
		4	SHIKINE Toshinari	-	-	-	-	
		9	TANABE Tsutomu	-	-	-	-	
		10	WAKAIRO Hiroyuki	-	-	-	-	
	11	YONEZAWA Atsushi	-	-	-	-		
<b>Total Team</b>				<b>1</b>	<b>6</b>	<b>9</b>	<b>16</b>	<b>0.33</b>

	Rk	No	Name	Succ	Faults	Cont	Total	Avg
	1	3	YOSHIDA Hitoshi	4	-	12	16	1.33
	2	9	TANABE Tsutomu	2	-	9	11	0.67
	3	7	NAKAYAMA Robert	1	-	11	12	0.33
		1	KATO Masahiko	1	-	9	10	0.33
		5	TAKEDA Yoshihito	1	1	4	6	0.33
	6	2	SATO Ei	-	-	5	5	0.00
		8	TANAKA Koji	-	1	4	5	0.00
		4	SHIKINE Toshinari	-	1	2	3	0.00
		11	YONEZAWA Atsushi	-	-	2	2	0.00
		6	ARIFUKU Junichi	-	-	1	1	0.00
		12	SASAKI Masahiro	-	-	1	1	0.00
		10	WAKAIRO Hiroyuki	-	-	-	-	
	<b>Total Team</b>				<b>9</b>	<b>3</b>	<b>60</b>	<b>72</b>

<b>Team</b>	<b>Opponent Errors &amp; Team Faults</b>	25	4
-------------	--	----	---

<b>Legend:</b>									
Rk	Rank	Succ	Successes	Cont	Continues	Succ %	Success %	Avg	Average per set

**PROVISIONAL**




Match No 31  
Start Time: 10:30


**JPN vs AUS**  
2                      1


Spectators:

Team	Sets	1	2	3	4	5	Total
<b>JPN</b>	<b>2</b>	25	22	25	0		72
<b>AUS</b>	<b>1</b>	17	25	13	0		55
	<b>Minutes</b>	21	27	19			67

## JPN - Japan

	Rk	No	Name	Exc	Faults	Cont	Total	Avg
	1	7	NAKAYAMA Robert	14	1	3	18	4.67
	2	1	KATO Masahiko	11	2	1	14	3.67
	3	8	TANAKA Koji	9	2	4	15	3.00
	4	4	SHIKINE Toshinari	7	1	-	8	2.33
	5	2	SATO Ei	4	1	1	6	1.33
		5	TAKEDA Yoshihito	4	-	-	4	1.33
	7	9	TANABE Tsutomu	3	1	1	5	1.00
		11	YONEZAWA Atsushi	3	1	-	4	1.00
	9	6	ARIFUKU Junichi	2	1	2	5	0.67
		3	YOSHIDA Hitoshi	2	2	1	5	0.67
	12	SASAKI Masahiro	-	-	-	-	-	-
	10	WAKAIRO Hiroyuki	-	-	-	-	-	-
<b>Total Team</b>				59	12	13	84	19.67

	Rk	No	Name	Exc	Faults	Cont	Total	Avg	
	1	7	NAKAYAMA Robert	13	-	26	39	4.33	
	2	5	TAKEDA Yoshihito	10	-	15	25	3.33	
	3	9	TANABE Tsutomu	4	-	9	13	1.33	
		1	KATO Masahiko	4	-	2	6	1.33	
	5	8	TANAKA Koji	2	-	2	4	0.67	
	6	3	YOSHIDA Hitoshi	-	-	9	9	0.00	
		4	SHIKINE Toshinari	-	-	3	3	0.00	
		2	SATO Ei	-	-	1	1	0.00	
		10	WAKAIRO Hiroyuki	-	-	1	1	0.00	
		6	ARIFUKU Junichi	-	-	-	-	-	-
		12	SASAKI Masahiro	-	-	-	-	-	-
	11	YONEZAWA Atsushi	-	-	-	-	-	-	
<b>Total Team</b>				33	-	68	101	11.00	

	Rk	No	Name	Exc	Faults	Cont	Total	Eff %
	1	7	NAKAYAMA Robert	12	-	4	16	75.00
		1	KATO Masahiko	6	1	1	8	
		3	YOSHIDA Hitoshi	5	3	-	8	
		8	TANAKA Koji	3	1	1	5	
		9	TANABE Tsutomu	3	-	1	4	
		6	ARIFUKU Junichi	1	-	2	3	
		2	SATO Ei	1	-	-	1	
		4	SHIKINE Toshinari	1	-	-	1	
		5	TAKEDA Yoshihito	1	-	-	1	
		11	YONEZAWA Atsushi	1	-	-	1	
		12	SASAKI Masahiro	-	-	-	-	
		10	WAKAIRO Hiroyuki	-	-	-	-	
	<b>Total Team</b>				34	5	9	48

Limit

25.00%

**Legend:**

Rk	Rank	Exc	Excellent	Cont	Continues	Eff %	Efficiency %	Avg	Average per set
----	------	-----	-----------	------	-----------	-------	--------------	-----	-----------------

PROVISIONAL



THU 26 OCT 2000

P3

PAVILION 3


Match No 31  
Start Time: 10:30


**JPN vs AUS**  
2                      1


Spectators:

Team	Sets	1	2	3	4	5	Total
<b>JPN</b>	<b>2</b>	25	22	25	0		72
<b>AUS</b>	<b>1</b>	17	25	13	0		55
Minutes		21	27	19			67

## AUS · Australia

	Rk	No	Name	Succ	Faults	Cont	Total	Succ %
	1	7	ROWORTH Brett	3	1	8	12	25.00
	2	1	BRAY Edward	4	2	11	17	23.53
	3	8	SOBCZAK Greg	3	4	11	18	16.67
	10		PYNE Glenn	1	1	8	10	
	6		GAY Darren	3	1	5	9	
	2		LEE Albert	1	1	3	5	
	11		NORTH Brant	-	-	2	2	
	9		THOMPSON Bruce	1	-	1	2	
	4		PRICE Kevin	-	-	1	1	
	5		CROFT Paul	-	-	-	-	
	3		WHITEMAN Mark	-	-	-	-	
Total Team				16	10	50	76	21.05

	Rk	No	Name	Succ	Faults	Cont	Total	Avg
	1	1	BRAY Edward	4	5	3	12	1.33
	2	6	GAY Darren	2	4	2	8	0.67
	3	8	SOBCZAK Greg	1	7	7	15	0.33
	7		ROWORTH Brett	1	6	1	8	0.33
	2		LEE Albert	1	1	1	3	0.33
	6	4	PRICE Kevin	-	-	2	2	0.00
	10		PYNE Glenn	-	2	-	2	0.00
	9		THOMPSON Bruce	-	1	1	2	0.00
	5		CROFT Paul	-	-	-	-	
	11		NORTH Brant	-	-	-	-	
	3		WHITEMAN Mark	-	-	-	-	
Total Team				9	26	17	52	3.00

	Rk	No	Name	Succ	Faults	Cont	Total	Avg
	1	8	SOBCZAK Greg	3	2	9	14	1.00
		7	ROWORTH Brett	3	-	6	9	1.00
	3	1	BRAY Edward	-	1	10	11	0.00
	10		PYNE Glenn	-	1	6	7	0.00
	6		GAY Darren	-	-	4	4	0.00
	9		THOMPSON Bruce	-	1	3	4	0.00
	2		LEE Albert	-	1	1	2	0.00
	4		PRICE Kevin	-	-	2	2	0.00
	3		WHITEMAN Mark	-	-	1	1	0.00
	5		CROFT Paul	-	-	-	-	
	11		NORTH Brant	-	-	-	-	
Total Team				6	6	42	54	2.00

<b>Team</b>	<b>Opponent Errors &amp; Team Faults</b>	24	4
-------------	--	----	---

<b>Legend:</b>									
Rk	Rank	Succ	Successes	Cont	Continues	Succ %	Success %	Avg	Average per set

PROVISIONAL

# MEN'S SITTING CLASSIFICATIONS 9-12 MATCH STATISTICS



THU 26 OCT 2000

P3

PAVILION 3


Match No 31  
Start Time: 10:30


JPN vs AUS  
2 1


Spectators:

Team	Sets	1	2	3	4	5	Total
JPN	2	25	22	25	0		72
AUS	1	17	25	13	0		55
	Minutes	21	27	19			67

## AUS - Australia

Non-Scoring Diggers		Rk	No	Name	Exc	Faults	Cont	Total	Avg
	1	7	ROWORTH Brett	9	3	3	15	3.00	
	2	8	SOBCZAK Greg	6	3	3	12	2.00	
	3	11	NORTH Brant	5	-	1	6	1.67	
	4	1	BRAY Edward	2	3	2	7	0.67	
	6		GAY Darren	2	3	1	6	0.67	
	10		PYNE Glenn	2	3	-	5	0.67	
	2		LEE Albert	2	-	-	2	0.67	
	8	3	WHITEMAN Mark	1	1	-	2	0.33	
	5		CROFT Paul	1	-	-	1	0.33	
	10	9	THOMPSON Bruce	-	1	-	1	0.00	
4		PRICE Kevin	-	-	-	-	-	-	
Total Team				30	17	10	57	10.00	

Non-Scoring Setters		Rk	No	Name	Exc	Faults	Cont	Total	Avg
	1	10	PYNE Glenn	2	-	4	6	0.67	
	8		SOBCZAK Greg	2	-	1	3	0.67	
	3	6	GAY Darren	1	-	13	14	0.33	
	7		ROWORTH Brett	1	1	10	12	0.33	
	1		BRAY Edward	1	-	7	8	0.33	
	4		PRICE Kevin	1	-	6	7	0.33	
	9		THOMPSON Bruce	1	-	4	5	0.33	
	11		NORTH Brant	1	-	2	3	0.33	
	3		WHITEMAN Mark	1	-	2	3	0.33	
	2		LEE Albert	1	-	-	1	0.33	
5		CROFT Paul	-	-	-	-	-	-	
Total Team				12	1	49	62	4.00	

Non-Scoring Receivers		Rk	No	Name	Exc	Faults	Cont	Total	Eff %
	1	11	NORTH Brant	19	1	2	22	81.82	
	7		ROWORTH Brett	5	1	4	10		
	1		BRAY Edward	3	-	3	6		
	6		GAY Darren	2	2	2	6		
	8		SOBCZAK Greg	4	1	-	5		
	3		WHITEMAN Mark	1	2	2	5		
	9		THOMPSON Bruce	3	-	1	4		
	5		CROFT Paul	-	-	2	2		
	2		LEE Albert	2	-	-	2		
	10		PYNE Glenn	1	1	-	2		
4		PRICE Kevin	-	-	-	-			
Limit 25.00%									
Total Team				40	8	16	64	50.00	

Legend: Rk Rank Exc Excellent Cont Continues Eff % Efficiency % Avg Average per set

PROVISIONAL

PRNVS00000132.00073 00102612:14V010



# MEN'S SITTING CLASSIFICATIONS 9-12 MATCH RESULTS



THU 26 OCT 2000

P2

PAVILION 3

Match No: 31  
Start Time: 10:30

JPN vs AUS  
3 vs 1

Spectators: 3500

Team	Sets	1	2	3	4	Total
JPN	3	25	22	25	25	97
AUS	1	17	25	13	21	76
	Minutes	21	27	19	25	92

Referees: FUCHS Elisabeth (AUT) & SHEHATA Mohamed (EGY)

JPN ■ Japan							AUS ■ Australia								
No	Name	1	2	3	4	5	Pts	No	Name	1	2	3	4	5	Pts
1	KATO Masahiko	■	■	■	■		14	1	BRAY Edward	■	■	■	■		11
2	SATO Ei	■					8	2	LEE Albert		■				3
3	YOSHIDA Hitoshi	■	■	■			10	3	WHITEMAN Mark			■	■		
4	SHIKINE Toshinari				■	■	2	4	PRICE Kevin						
5	TAKEDA Yoshihito	■		■	■		5	5	CROFT Paul						
6	ARIFUKU Junichi		■		■			6	6	GAY Darren	■	■	■	■	6
7	NAKAYAMA Robert	■	■	■	■		2	7	ROWORTH Brett	■	■	■	■		11
8	TANAKA Koji	■	■	■	■		17	8	SOBCZAK Greg	■	■	■	■		13
9	TANABE Tsutomu		■				2	9	THOMPSON Bruce	■					1
10	WAKAIRO Hiroyuki							10	PYNE Glenn	■	■	■	■		1
11	YONEZAWA Atsushi							11	L NORTH Brant	L	L	L	L		
12	SASAKI Masahiro														
<b>Head Coach:</b> MANO Yoshihisa							<b>Head Coach:</b> WEIPING Tu								
<b>Assistant:</b> YAMASHITA Shin							<b>Assistant:</b> GLENN Stewart								

## TEAM AND PLAYER PERFORMANCES

Won	Total Atts	No	Name	Scoring Skills	Won	Total Atts	No	Name
49	151	Total Team		Attack	25	109	Total Team	
17	33	8	TANAKA Koji		6	22	7	ROWORTH Brett
12	39	1	KATO Masahiko		6	26	8	SOBCZAK Greg
8	17	2	SATO Ei		5	20	1	BRAY Edward
1	25	Total Team		Block	12	66	Total Team	
1	3	1	KATO Masahiko		5	15	1	BRAY Edward
					3	22	8	SOBCZAK Greg
10	96	Total Team		Serve	2	10	6	GAY Darren
4	19	3	YOSHIDA Hitoshi		9	76	Total Team	
2	10	5	TAKEDA Yoshihito		4	11	7	ROWORTH Brett
2	11	9	TANABE Tsutomu	4	17	8	SOBCZAK Greg	
37		Total Team		1	20	1	BRAY Edward	
97	272	Total Team		30		Total Team		
		Total Team		76	251	Total Team		
17	17	8	TANAKA Koji	Best Scorer	13	13	8	SOBCZAK Greg

### Legend:

■ Starting line-up      ▬ Substitute      mn Team Captain      ▬ Substitute libero  
 Pts Points scored      L Libero Player      Opp Opponent      Atts Attempts

PRNVS00000133.00083 00102612:21V010


Match No 31  
Start Time: 10:30


**JPN vs AUS**  
**3            1**

Spectators: 3500

Team	Sets	1	2	3	4	Total
<b>JPN</b>	<b>3</b>	25	22	25	25	97
<b>AUS</b>	<b>1</b>	17	25	13	21	76
<b>Minutes</b>		21	27	19	25	92

## JPN · Japan

	Rk	No	Name	Succ	Faults	Cont	Total	Succ %
	1	8	TANAKA Koji	17	8	8	33	51.52
	2	1	KATO Masahiko	12	5	22	39	30.77
	3	3	YOSHIDA Hitoshi	6	9	12	27	22.22
	2		SATO Ei	8	1	8	17	
	4		SHIKINE Toshinari	2	1	10	13	
	7		NAKAYAMA Robert	1	1	4	6	
	5		TAKEDA Yoshihito	3	-	3	6	
	10		WAKAIRO Hiroyuki	-	4	1	5	
	6		ARIFUKU Junichi	-	2	2	4	
	9		TANABE Tsutomu	-	-	1	1	
	12		SASAKI Masahiro	-	-	-	-	
11		YONEZAWA Atsushi	-	-	-	-		
<b>Total Team</b>				49	31	71	151	32.45

	Rk	No	Name	Succ	Faults	Cont	Total	Avg
	1	1	KATO Masahiko	1	1	1	3	0.25
	2	8	TANAKA Koji	-	3	4	7	0.00
	7		NAKAYAMA Robert	-	3	3	6	0.00
	4		SHIKINE Toshinari	-	2	1	3	0.00
	3		YOSHIDA Hitoshi	-	1	2	3	0.00
	5		TAKEDA Yoshihito	-	-	2	2	0.00
	6		ARIFUKU Junichi	-	-	1	1	0.00
	12		SASAKI Masahiro	-	-	-	-	
	2		SATO Ei	-	-	-	-	
	9		TANABE Tsutomu	-	-	-	-	
	10		WAKAIRO Hiroyuki	-	-	-	-	
11		YONEZAWA Atsushi	-	-	-	-		
<b>Total Team</b>				1	10	14	25	0.25

	Rk	No	Name	Succ	Faults	Cont	Total	Avg
	1	3	YOSHIDA Hitoshi	4	-	15	19	1.00
	2	9	TANABE Tsutomu	2	-	9	11	0.50
	5		TAKEDA Yoshihito	2	1	7	10	0.50
	4	1	KATO Masahiko	1	-	13	14	0.25
	7		NAKAYAMA Robert	1	-	13	14	0.25
	6	8	TANAKA Koji	-	1	13	14	0.00
	2		SATO Ei	-	1	5	6	0.00
	4		SHIKINE Toshinari	-	1	2	3	0.00
	11		YONEZAWA Atsushi	-	-	3	3	0.00
	6		ARIFUKU Junichi	-	-	1	1	0.00
	12		SASAKI Masahiro	-	-	1	1	0.00
	10		WAKAIRO Hiroyuki	-	-	-	-	
	<b>Total Team</b>				10	4	82	96

<b>Team</b>	<b>Opponent Errors &amp; Team Faults</b>	37	6
-------------	--	----	---

<b>Legend:</b>									
Rk	Rank	Succ	Successes	Cont	Continues	Succ %	Success %	Avg	Average per set

# MEN'S SITTING CLASSIFICATIONS 9-12 MATCH STATISTICS



THU 26 OCT 2000

P3

PAVILION 3


Match No 31  
Start Time: 10:30


JPN vs AUS  
3 1


Spectators: 3500

Team	Sets	1	2	3	4	Total
JPN	3	25	22	25	25	97
AUS	1	17	25	13	21	76
	Minutes	21	27	19	25	92

## JPN - Japan

Non-Scoring Diggers		Rk	No	Name	Exc	Faults	Cont	Total	Avg
		1	1	KATO Masahiko	18	2	1	21	4.50
		2	7	NAKAYAMA Robert	15	2	4	21	3.75
		3	8	TANAKA Koji	14	2	5	21	3.50
		4	4	SHIKINE Toshinari	9	1	1	11	2.25
		5	5	TAKEDA Yoshihito	6	2	2	10	1.50
			2	SATO Ei	6	2	1	9	1.50
		7	3	YOSHIDA Hitoshi	4	3	1	8	1.00
			11	YONEZAWA Atsushi	4	1	-	5	1.00
		9	6	ARIFUKU Junichi	3	2	2	7	0.75
			9	TANABE Tsutomu	3	1	1	5	0.75
		12	SASAKI Masahiro	-	-	-	-	-	-
		10	WAKAIRO Hiroyuki	-	-	-	-	-	-
Total Team					82	18	18	118	20.50

Non-Scoring Setters		Rk	No	Name	Exc	Faults	Cont	Total	Avg
		1	7	NAKAYAMA Robert	20	-	39	59	5.00
		2	5	TAKEDA Yoshihito	12	-	22	34	3.00
		3	9	TANABE Tsutomu	4	-	9	13	1.00
			1	KATO Masahiko	4	-	3	7	1.00
		5	8	TANAKA Koji	3	-	3	6	0.75
		6	3	YOSHIDA Hitoshi	-	-	10	10	0.00
			4	SHIKINE Toshinari	-	-	3	3	0.00
			6	ARIFUKU Junichi	-	-	1	1	0.00
			2	SATO Ei	-	-	1	1	0.00
			10	WAKAIRO Hiroyuki	-	-	1	1	0.00
			12	SASAKI Masahiro	-	-	-	-	-
		11	YONEZAWA Atsushi	-	-	-	-	-	-
Total Team					43	-	92	135	10.75

Non-Scoring Receivers		Rk	No	Name	Exc	Faults	Cont	Total	Eff %
			7	NAKAYAMA Robert	12	-	4	16	
			3	YOSHIDA Hitoshi	9	3	1	13	
			1	KATO Masahiko	8	2	1	11	
			8	TANAKA Koji	4	1	2	7	
			6	ARIFUKU Junichi	1	-	4	5	
			5	TAKEDA Yoshihito	3	-	2	5	
			9	TANABE Tsutomu	3	-	1	4	
			2	SATO Ei	1	1	-	2	
			4	SHIKINE Toshinari	1	-	-	1	
			11	YONEZAWA Atsushi	1	-	-	1	
		12	SASAKI Masahiro	-	-	-	-		
		10	WAKAIRO Hiroyuki	-	-	-	-		
Total Team					43	7	15	65	55.38

Limit

25.00%

Legend:

Rk Rank      Exc Excellent      Cont Continues      Eff % Efficiency %      Avg Average per set

# MEN'S SITTING CLASSIFICATIONS 9-12 MATCH STATISTICS



THU 26 OCT 2000

P3

PAVILION 3


Match No 31  
Start Time: 10:30


JPN vs AUS  
3 1


Spectators: 3500

Team	Sets	1	2	3	4	Total
JPN	3	25	22	25	25	97
AUS	1	17	25	13	21	76
	Minutes	21	27	19	25	92

## AUS - Australia

Scoring Attackers		Rk	No	Name	Succ	Faults	Cont	Total	Succ %		
	1	7	ROWORTH Brett	6	2	14	22	27.27			
	2	1	BRAY Edward	5	3	12	20	25.00			
	3	8	SOBCZAK Greg	6	4	16	26	23.08			
	6		GAY Darren	4	4	7	15				
	10		PYNE Glenn	1	1	8	10				
	2		LEE Albert	2	1	5	8				
	4		PRICE Kevin	-	-	3	3				
	11		NORTH Brant	-	-	2	2				
	9		THOMPSON Bruce	1	-	1	2				
	3		WHITEMAN Mark	-	-	1	1				
	5		CROFT Paul	-	-	-	-				
	Limit 15.00%				Total Team		25	15	69	109	22.94

Scoring Blockers		Rk	No	Name	Succ	Faults	Cont	Total	Avg
	1	1	BRAY Edward	5	6	4	15	1.25	
	2	8	SOBCZAK Greg	3	9	10	22	0.75	
	3	6	GAY Darren	2	5	3	10	0.50	
	4	7	ROWORTH Brett	1	6	1	8	0.25	
	2		LEE Albert	1	2	1	4	0.25	
	6	10	PYNE Glenn	-	2	1	3	0.00	
	4		PRICE Kevin	-	-	2	2	0.00	
	9		THOMPSON Bruce	-	1	1	2	0.00	
	5		CROFT Paul	-	-	-	-		
	11		NORTH Brant	-	-	-	-		
	3		WHITEMAN Mark	-	-	-	-		
Total Team				12	31	23	66	3.00	

Scoring Servers		Rk	No	Name	Succ	Faults	Cont	Total	Avg
	1	8	SOBCZAK Greg	4	3	10	17	1.00	
	7		ROWORTH Brett	4	-	7	11	1.00	
	3	1	BRAY Edward	1	1	18	20	0.25	
	4	10	PYNE Glenn	-	1	8	9	0.00	
	2		LEE Albert	-	1	5	6	0.00	
	6		GAY Darren	-	-	5	5	0.00	
	9		THOMPSON Bruce	-	1	3	4	0.00	
	4		PRICE Kevin	-	-	2	2	0.00	
	3		WHITEMAN Mark	-	1	1	2	0.00	
	5		CROFT Paul	-	-	-	-		
	11		NORTH Brant	-	-	-	-		
Total Team				9	8	59	76	2.25	

Team	Opponent Errors & Team Faults	30	7
------	-------------------------------	----	---

Legend:									
Rk	Rank	Succ	Successes	Cont	Continues	Succ %	Success %	Avg	Average per set



THU 26 OCT 2000

P3

PAVILION 3


Match No 31  
Start Time: 10:30


**JPN vs AUS**  
**3            1**


Spectators: 3500

Team	Sets	1	2	3	4	Total
JPN	3	25	22	25	25	97
AUS	1	17	25	13	21	76
	Minutes	21	27	19	25	92

## AUS - Australia

Non-Scoring Diggers		Rk	No	Name	Exc	Faults	Cont	Total	Avg
		1	7	ROWORTH Brett	14	6	4	24	3.50
		2	8	SOBCZAK Greg	7	5	3	15	1.75
		3	3	WHITEMAN Mark	6	1	2	9	1.50
		4	11	NORTH Brant	5	1	1	7	1.25
		5	6	GAY Darren	3	3	2	8	0.75
		10		PYNE Glenn	3	3	-	6	0.75
		7	1	BRAY Edward	2	5	3	10	0.50
		2		LEE Albert	2	-	-	2	0.50
		9	5	CROFT Paul	1	-	-	1	0.25
		10	9	THOMPSON Bruce	-	1	-	1	0.00
	4		PRICE Kevin	-	-	-	-	-	
Total Team					43	25	15	83	10.75

Non-Scoring Setters		Rk	No	Name	Exc	Faults	Cont	Total	Avg
		1	10	PYNE Glenn	6	-	8	14	1.50
		2	8	SOBCZAK Greg	2	1	3	6	0.50
		3	7	ROWORTH Brett	1	1	15	17	0.25
		6		GAY Darren	1	-	14	15	0.25
		1		BRAY Edward	1	-	11	12	0.25
		4		PRICE Kevin	1	-	6	7	0.25
		9		THOMPSON Bruce	1	-	4	5	0.25
		3		WHITEMAN Mark	1	-	3	4	0.25
		11		NORTH Brant	1	-	2	3	0.25
		2		LEE Albert	1	1	-	2	0.25
	5		CROFT Paul	-	-	-	-	-	
Total Team					16	3	66	85	4.00

Non-Scoring Receivers		Rk	No	Name	Exc	Faults	Cont	Total	Eff %
		1	11	NORTH Brant	28	1	2	31	87.10
		7		ROWORTH Brett	7	1	5	13	
		1		BRAY Edward	5	-	4	9	
		6		GAY Darren	3	2	4	9	
		3		WHITEMAN Mark	5	2	2	9	
		8		SOBCZAK Greg	4	1	-	5	
		9		THOMPSON Bruce	3	-	1	4	
		5		CROFT Paul	-	-	2	2	
		2		LEE Albert	2	-	-	2	
		10		PYNE Glenn	1	1	-	2	
	4		PRICE Kevin	-	-	-	-		
Total Team					58	8	20	86	58.14

Limit


25.00%


Legend:									
Rk	Rank	Exc	Excellent	Cont	Continues	Eff %	Efficiency %	Avg	Average per set


PRNVS00000134.00084A 00102612:24V050

## JPN - Japan

After 6 Matches

Scoring Attackers	No	Name	MP	SP	Succ	Faults	Cont	Total	Succ %
		1	KATO Masahiko	6	19	40	25	78	143
	2	SATO Ei	6	19	23	23	52	98	23.47
	3	YOSHIDA Hitoshi	6	19	14	31	46	91	15.38
	5	TAKEDA Yoshihito	6	19	6	3	13	22	27.27
	7	NAKAYAMA Robert	6	19	5	6	30	41	12.20
	4	SHIKINE Toshinari	6	19	8	6	24	38	21.05
	6	ARIFUKU Junichi	6	19	1	2	3	6	16.67
	9	TANABE Tsutomu	6	19	-	1	2	3	0.00
	8	TANAKA Koji	6	19	60	46	60	166	36.14
	12	SASAKI Masahiro	6	19	-	-	-	-	0.00
	11	YONEZAWA Atsushi	6	19	-	-	-	-	0.00
	10	WAKAIRO Hiroyuki	6	19	2	6	12	20	10.00
	Team Totals		6	19	159	149	320	628	25.32

Scoring Blockers	No	Name	MP	SP	Succ	Faults	Cont	Total	Avg
		1	KATO Masahiko	6	19	5	10	15	30
	2	SATO Ei	6	19	1	3	3	7	0.05
	3	YOSHIDA Hitoshi	6	19	2	5	7	14	0.11
	5	TAKEDA Yoshihito	6	19	2	11	16	29	0.11
	7	NAKAYAMA Robert	6	19	1	10	26	37	0.05
	4	SHIKINE Toshinari	6	19	1	5	5	11	0.05
	6	ARIFUKU Junichi	6	19	-	-	1	1	0.00
	9	TANABE Tsutomu	6	19	-	1	-	1	0.00
	8	TANAKA Koji	6	19	6	9	27	42	0.32
	12	SASAKI Masahiro	6	19	-	-	-	-	0.00
	11	YONEZAWA Atsushi	6	19	-	-	-	-	0.00
	10	WAKAIRO Hiroyuki	6	19	-	-	2	2	0.00
	Team Totals		6	19	18	54	102	174	0.95

Scoring Servers	No	Name	MP	SP	Succ	Faults	Cont	Total	Avg
		1	KATO Masahiko	6	19	4	5	55	64
	2	SATO Ei	6	19	-	4	30	34	0.00
	3	YOSHIDA Hitoshi	6	19	5	1	47	53	0.26
	5	TAKEDA Yoshihito	6	19	5	4	28	37	0.26
	7	NAKAYAMA Robert	6	19	4	-	65	69	0.21
	4	SHIKINE Toshinari	6	19	-	2	17	19	0.00
	6	ARIFUKU Junichi	6	19	-	1	9	10	0.00
	9	TANABE Tsutomu	6	19	4	1	19	24	0.21
	8	TANAKA Koji	6	19	2	11	26	39	0.11
	12	SASAKI Masahiro	6	19	-	-	4	4	0.00
	11	YONEZAWA Atsushi	6	19	1	1	10	12	0.05
	10	WAKAIRO Hiroyuki	6	19	-	-	-	-	0.00
	Team Totals		6	19	25	30	310	365	1.32

Team	Opponent Errors & Team Faults	159	51
------	-------------------------------	-----	----

Legend:


Succ	Successes	Cont	Continues	Succ %	Success %	Avg	Average per set	MP	Matches Played
SP	Team Sets Played								




JPN · Japan

After 6 Matches

Non-Scoring Diggers	No	Name	MP	SP	Exc	Faults	Cont	Total	Avg
	1	KATO Masahiko	6	19	35	21	22	78	1.84
	2	SATO Ei	6	19	30	11	12	53	1.58
	3	YOSHIDA Hitoshi	6	19	16	9	12	37	0.84
	5	TAKEDA Yoshihito	6	19	19	17	17	53	1.00
	7	NAKAYAMA Robert	6	19	43	21	23	87	2.26
	4	SHIKINE Toshinari	6	19	20	4	7	31	1.05
	6	ARIFUKU Junichi	6	19	6	2	2	10	0.32
	9	TANABE Tsutomu	6	19	12	6	1	19	0.63
	8	TANAKA Koji	6	19	56	9	15	80	2.95
	12	SASAKI Masahiro	6	19	-	-	-	-	0.00
	11	YONEZAWA Atsushi	6	19	4	2	-	6	0.21
10	WAKAIRO Hiroyuki	6	19	-	1	-	1	0.00	
Team Totals			6	19	241	103	111	455	12.68

Non-Scoring Setters	No	Name	MP	SP	Exc	Faults	Cont	Total	Avg
	1	KATO Masahiko	6	19	5	-	29	34	0.26
	2	SATO Ei	6	19	4	3	13	20	0.21
	3	YOSHIDA Hitoshi	6	19	2	2	28	32	0.11
	5	TAKEDA Yoshihito	6	19	44	1	144	189	2.32
	7	NAKAYAMA Robert	6	19	63	2	157	222	3.32
	4	SHIKINE Toshinari	6	19	1	-	12	13	0.05
	6	ARIFUKU Junichi	6	19	-	-	1	1	0.00
	9	TANABE Tsutomu	6	19	12	-	28	40	0.63
	8	TANAKA Koji	6	19	8	1	14	23	0.42
	12	SASAKI Masahiro	6	19	-	-	-	-	0.00
	11	YONEZAWA Atsushi	6	19	1	-	-	1	0.05
10	WAKAIRO Hiroyuki	6	19	-	-	3	3	0.00	
Team Totals			6	19	140	9	429	578	7.37

Non-Scoring Receivers	No	Name	MP	SP	Exc	Faults	Cont	Total	Eff %
	1	KATO Masahiko	6	19	47	7	13	67	59.70
	2	SATO Ei	6	19	36	2	7	45	75.56
	3	YOSHIDA Hitoshi	6	19	41	10	9	60	51.67
	5	TAKEDA Yoshihito	6	19	33	2	6	41	75.61
	7	NAKAYAMA Robert	6	19	54	1	10	65	81.54
	4	SHIKINE Toshinari	6	19	6	1	1	8	62.50
	6	ARIFUKU Junichi	6	19	2	-	7	9	22.22
	9	TANABE Tsutomu	6	19	10	-	3	13	76.92
	8	TANAKA Koji	6	19	33	4	9	46	63.04
	12	SASAKI Masahiro	6	19	3	-	-	3	100.0
	11	YONEZAWA Atsushi	6	19	3	-	-	3	100.0
10	WAKAIRO Hiroyuki	6	19	-	-	1	1	0.00	
Team Totals			6	19	268	27	66	361	66.76

Legend:


Exc	Excellent	Cont	Continues	Exc %	Efficiency %	Avg	Average per set	MP	Matches Played
SP	Team Sets Played								


PRNVS00000135.00084A 00102612:25V050




# AUS · Australia

After 6 Matches

 Scoring Attackers	No	Name	MP	SP	Succ	Faults	Cont	Total	Succ %
	1	BRAY Edward	6	21	17	14	60	91	18.68
	2	LEE Albert	6	21	9	13	33	55	16.36
	3	WHITEMAN Mark	6	21	1	-	4	5	20.00
	4	PRICE Kevin	6	21	5	5	20	30	16.67
	5	CROFT Paul	6	21	-	-	2	2	0.00
	6	GAY Darren	6	21	11	15	47	73	15.07
	7	ROWORTH Brett	6	21	31	22	60	113	27.43
	8	SOBCZAK Greg	6	21	21	16	69	106	19.81
	9	THOMPSON Bruce	6	21	2	1	2	5	40.00
	10	PYNE Glenn	6	21	5	5	23	33	15.15
11	NORTH Brant	6	21	-	-	6	6	0.00	
Team Totals			6	21	102	91	326	519	19.65

 Scoring Blockers	No	Name	MP	SP	Succ	Faults	Cont	Total	Avg
	1	BRAY Edward	6	21	12	15	17	44	0.57
	2	LEE Albert	6	21	6	13	15	34	0.29
	3	WHITEMAN Mark	6	21	-	-	-	-	0.00
	4	PRICE Kevin	6	21	3	1	11	15	0.14
	5	CROFT Paul	6	21	-	-	-	-	0.00
	6	GAY Darren	6	21	8	20	16	44	0.38
	7	ROWORTH Brett	6	21	9	21	16	46	0.43
	8	SOBCZAK Greg	6	21	16	30	31	77	0.76
	9	THOMPSON Bruce	6	21	-	2	1	3	0.00
	10	PYNE Glenn	6	21	1	10	7	18	0.05
11	NORTH Brant	6	21	-	-	-	-	0.00	
Team Totals			6	21	55	112	114	281	2.62

 Scoring Servers	No	Name	MP	SP	Succ	Faults	Cont	Total	Avg
	1	BRAY Edward	6	21	1	7	45	53	0.05
	2	LEE Albert	6	21	2	3	37	42	0.10
	3	WHITEMAN Mark	6	21	-	2	11	13	0.00
	4	PRICE Kevin	6	21	2	4	11	17	0.10
	5	CROFT Paul	6	21	-	-	-	-	0.00
	6	GAY Darren	6	21	-	6	35	41	0.00
	7	ROWORTH Brett	6	21	5	7	37	49	0.24
	8	SOBCZAK Greg	6	21	9	13	31	53	0.43
	9	THOMPSON Bruce	6	21	-	3	6	9	0.00
	10	PYNE Glenn	6	21	-	5	39	44	0.00
11	NORTH Brant	6	21	-	-	-	-	0.00	
Team Totals			6	21	19	50	252	321	0.90


Team	Opponent Errors & Team Faults	140	72
------	-------------------------------	-----	----


Legend:


Succ	Successes	Cont	Continues	Succ %	Success %	Avg	Average per set	MP	Matches Played
SP	Team Sets Played								

# AUS · Australia

After 6 Matches

Non-Scoring Diggers 	No	Name	MP	SP	Exc	Faults	Cont	Total	Avg
	1	BRAY Edward	6	21	10	24	22	56	0.48
	2	LEE Albert	6	21	13	10	16	39	0.62
	3	WHITEMAN Mark	6	21	17	4	7	28	0.81
	4	PRICE Kevin	6	21	1	2	1	4	0.05
	5	CROFT Paul	6	21	1	-	-	1	0.05
	6	GAY Darren	6	21	17	21	32	70	0.81
	7	ROWORTH Brett	6	21	47	30	26	103	2.24
	8	SOBCZAK Greg	6	21	22	25	23	70	1.05
	9	THOMPSON Bruce	6	21	2	4	1	7	0.10
	10	PYNE Glenn	6	21	4	5	5	14	0.19
11	NORTH Brant	6	21	20	9	6	35	0.95	
Team Totals			6	21	154	134	139	427	7.33

Non-Scoring Setters 	No	Name	MP	SP	Exc	Faults	Cont	Total	Avg
	1	BRAY Edward	6	21	6	1	43	50	0.29
	2	LEE Albert	6	21	6	2	43	51	0.29
	3	WHITEMAN Mark	6	21	2	-	3	5	0.10
	4	PRICE Kevin	6	21	3	-	18	21	0.14
	5	CROFT Paul	6	21	-	-	-	-	0.00
	6	GAY Darren	6	21	9	1	52	62	0.43
	7	ROWORTH Brett	6	21	6	2	62	70	0.29
	8	SOBCZAK Greg	6	21	8	4	35	47	0.38
	9	THOMPSON Bruce	6	21	2	1	12	15	0.10
	10	PYNE Glenn	6	21	15	2	49	66	0.71
11	NORTH Brant	6	21	1	1	6	8	0.05	
Team Totals			6	21	58	14	323	395	2.76

Non-Scoring Receivers 	No	Name	MP	SP	Exc	Faults	Cont	Total	Eff %
	1	BRAY Edward	6	21	37	3	13	53	64.15
	2	LEE Albert	6	21	28	4	9	41	58.54
	3	WHITEMAN Mark	6	21	19	2	6	27	62.96
	4	PRICE Kevin	6	21	-	-	-	-	0.00
	5	CROFT Paul	6	21	-	-	2	2	0.00
	6	GAY Darren	6	21	21	5	11	37	43.24
	7	ROWORTH Brett	6	21	39	4	21	64	54.69
	8	SOBCZAK Greg	6	21	39	6	7	52	63.46
	9	THOMPSON Bruce	6	21	5	4	4	13	7.69
	10	PYNE Glenn	6	21	1	1	-	2	0.00
11	NORTH Brant	6	21	101	5	14	120	80.00	
Team Totals			6	21	290	34	87	411	62.29

Legend:

Exc	Excellent	Cont	Continues	Eff %	Efficiency %	Avg	Average per set	MP	Matches Played
SP	Team Sets Played								

PRNVS00000136.00073 00102612:59V01U

# MEN'S SITTING CLASSIFICATIONS 9-12 MATCH RESULTS



THU 26 OCT 2000

P2

PAVILION 3

Match No: 32  
Start Time: 12:00

**KOR vs USA**  
1            0

Spectators:

Team	Sets	1	2	3	4	5	Total
<b>KOR</b>	<b>1</b>	25	0				25
<b>USA</b>	<b>0</b>	17	0				17
	<b>Minutes</b>	18					18

**Referees:** FISCHER Ute Maria (GER) & ANDERSSON Mats (SWE)

KOR    ▪    Korea								USA    ▪    United States of America							
No	Name	1	2	3	4	5	Pts	No	Name	1	2	3	4	5	Pts
1	YOON Chul-Ho	■					5	1	HAMIDO Essameldin Ragab						
2	PARK Woo-Sung							2	GLOWACKI Matthew						
3	PARK Hyun-Dong	■					1	3	LEASE Curtis		■				
4	LEE Jun-Hmm							4	LANGE Tracey Joseph						
5	L KIM Bong-Ju		L					5	COPPENS Matthew		■				
6	KANG Duck-Chan	■					1	6	TERPENNING James		■				
7	JEON Seon-Ju							7	SMITH Kurt		■				1
8	KIM Sung-Hoon	■					3	9	L DUGAN Jim		L				
9	SEO Gu-Hwaun							10	MORAN Paul		■				3
10	BACK Young-Kil	■					3	11	DEMBY William						
11	NA Myung-Jong	■					1	14	KESLER Jim						
12	MOON Kyoung-Rok							15	JOHNSON Bradley		■				5
<b>Head Coach:</b> PARK Tae-Hyun								<b>Head Coach:</b> HULETT Michael							
<b>Assistant:</b>								<b>Assistant:</b> COLLINS Dixie Reese							

### TEAM AND PLAYER PERFORMANCES

Won	Total Atts	No	Name	Scoring Skills	Won	Total Atts	No	Name
10	26	<b>Total Team</b>		<b>Attack</b>	6	25	<b>Total Team</b>	
3	4	1	YOON Chul-Ho		3	9	10	MORAN Paul
2	8	8	KIM Sung-Hoon		3	7	15	JOHNSON Bradley
2	3	10	BACK Young-Kil		2	10	<b>Total Team</b>	
1	11	<b>Total Team</b>			1	1	7	SMITH Kurt
1	1	10	BACK Young-Kil	<b>Block</b>	1	3	15	JOHNSON Bradley
3	25	<b>Total Team</b>			1	17	<b>Total Team</b>	
2	10	1	YOON Chul-Ho		1	5	15	JOHNSON Bradley
1	5	8	KIM Sung-Hoon	<b>Serve</b>	1	17	<b>Total Team</b>	
11		<b>Total Team</b>			1	5	<b>Total Team</b>	
25	62	<b>Total Team</b>			8		<b>Total Team</b>	
		<b>Total Team</b>				<b>Total Team</b>		
5	5	1	YOON Chul-Ho	<b>Opp Error</b>	17	52	<b>Total Team</b>	
		<b>Total Team</b>					<b>Total Team</b>	
		<b>Total Team</b>		<b>Total</b>	5	5	15	JOHNSON Bradley
		<b>Total Team</b>					<b>Total Team</b>	
		<b>Total Team</b>		<b>Best Scorer</b>			<b>Total Team</b>	
		<b>Total Team</b>					<b>Total Team</b>	

**Legend:**

■ Starting line-up      ▬ Substitute      nn Team Captain      L Substitute libero  
 Pts Points scored      L Libero Player      Opp Opponent      Atts Attempts

PROVISIONAL

PRNVS00000137.00083 00102613:00V01U

# MEN'S SITTING CLASSIFICATIONS 9-12 MATCH STATISTICS



THU 26 OCT 2000

P3

PAVILION 3

Match No 32  
Start Time: 12:00

**KOR vs USA**  
1 0

Spectators:

Team	Sets	1	2	3	4	5	Total
KOR	1	25	0				25
USA	0	17	0				17
	Minutes	18					18

## KOR - Korea

Scoring Attackers		Rk	No	Name	Succ	Faults	Cont	Total	Succ %	
		1	1	YOON Chul-Ho	3	1	-	4	75.00	
		2	8	KIM Sung-Hoon	2	2	4	8	25.00	
		3	6	KANG Duck-Chan	1	1	4	6	16.67	
		10		BACK Young-Kil	2	-	1	3		
		3		PARK Hyun-Dong	1	1	1	3		
		5		KIM Bong-Ju	-	-	1	1		
		11		NA Myung-Jong	1	-	-	1		
		7		JEON Seon-Ju	-	-	-	-		
		4		LEE Jun-Hmm	-	-	-	-		
		12		MOON Kyoung-Rok	-	-	-	-		
		2		PARK Woo-Sung	-	-	-	-		
		9		SEO Gu-Hwaun	-	-	-	-		
	Limit 15.00%		Total Team			10	5	11	26	38.46

Scoring Blockers		Rk	No	Name	Succ	Faults	Cont	Total	Avg
		1	10	BACK Young-Kil	1	-	-	1	1.00
		2	8	KIM Sung-Hoon	-	2	2	4	0.00
		6		KANG Duck-Chan	-	1	1	2	0.00
		3		PARK Hyun-Dong	-	-	2	2	0.00
		11		NA Myung-Jong	-	1	-	1	0.00
		1		YOON Chul-Ho	-	-	1	1	0.00
		7		JEON Seon-Ju	-	-	-	-	
		5		KIM Bong-Ju	-	-	-	-	
		4		LEE Jun-Hmm	-	-	-	-	
		12		MOON Kyoung-Rok	-	-	-	-	
		2		PARK Woo-Sung	-	-	-	-	
	9		SEO Gu-Hwaun	-	-	-	-		
	Total Team			1	4	6	11	1.00	

Scoring Servers		Rk	No	Name	Succ	Faults	Cont	Total	Avg
		1	1	YOON Chul-Ho	2	-	8	10	2.00
		2	8	KIM Sung-Hoon	1	-	4	5	1.00
		3	11	NA Myung-Jong	-	-	3	3	0.00
		3		PARK Hyun-Dong	-	1	2	3	0.00
		10		BACK Young-Kil	-	1	1	2	0.00
		6		KANG Duck-Chan	-	1	1	2	0.00
		7		JEON Seon-Ju	-	-	-	-	
		5		KIM Bong-Ju	-	-	-	-	
		4		LEE Jun-Hmm	-	-	-	-	
		12		MOON Kyoung-Rok	-	-	-	-	
		2		PARK Woo-Sung	-	-	-	-	
	9		SEO Gu-Hwaun	-	-	-	-		
	Total Team			3	3	19	25	3.00	

Team	Opponent Errors & Team Faults	11	1

Legend:									
Rk	Rank	Succ	Successes	Cont	Continues	Succ %	Success %	Avg	Average per set

PROVISIONAL



# MEN'S SITTING CLASSIFICATIONS 9-12 MATCH STATISTICS



THU 26 OCT 2000

P3

PAVILION 3


Match No 32  
Start Time: 12:00


**KOR vs USA**  
1 0

Spectators:

Team	Sets	1	2	3	4	5	Total
KOR	1	25	0				25
USA	0	17	0				17
	Minutes	18					18

## KOR - Korea

Non-Scoring Diggers		Rk	No	Name	Exc	Faults	Cont	Total	Avg
	1	5	KIM Bong-Ju	4	-	1	5	4.00	
	2	1	YOON Chul-Ho	3	1	1	5	3.00	
		11	NA Myung-Jong	3	1	-	4	3.00	
	4	3	PARK Hyun-Dong	2	-	1	3	2.00	
		8	KIM Sung-Hoon	2	-	-	2	2.00	
	6	6	KANG Duck-Chan	1	1	-	2	1.00	
		7	JEON Seon-Ju	1	-	-	1	1.00	
		10	BACK Young-Kil	-	-	-	-	-	
		4	LEE Jun-Hmm	-	-	-	-	-	
		12	MOON Kyoung-Rok	-	-	-	-	-	
		2	PARK Woo-Sung	-	-	-	-	-	
		9	SEO Gu-Hwaun	-	-	-	-	-	
	Total Team				16	3	3	22	16.00

Non-Scoring Setters		Rk	No	Name	Exc	Faults	Cont	Total	Avg
	1	11	NA Myung-Jong	2	-	4	6	2.00	
		1	YOON Chul-Ho	2	-	2	4	2.00	
	3	3	PARK Hyun-Dong	1	-	4	5	1.00	
		10	BACK Young-Kil	1	-	-	1	1.00	
		6	KANG Duck-Chan	1	-	-	1	1.00	
	6	8	KIM Sung-Hoon	-	-	2	2	0.00	
		5	KIM Bong-Ju	-	-	1	1	0.00	
		7	JEON Seon-Ju	-	-	-	-	-	
		4	LEE Jun-Hmm	-	-	-	-	-	
		12	MOON Kyoung-Rok	-	-	-	-	-	
		2	PARK Woo-Sung	-	-	-	-	-	
		9	SEO Gu-Hwaun	-	-	-	-	-	
	Total Team				7	-	13	20	7.00

Non-Scoring Receivers		Rk	No	Name	Exc	Faults	Cont	Total	Eff %
	1	5	KIM Bong-Ju	3	-	2	5	60.00	
		7	JEON Seon-Ju	1	-	-	1	-	
		6	KANG Duck-Chan	-	-	1	1	-	
		8	KIM Sung-Hoon	-	-	1	1	-	
		11	NA Myung-Jong	-	1	-	1	-	
		1	YOON Chul-Ho	1	-	-	1	-	
		10	BACK Young-Kil	-	-	-	-	-	
		4	LEE Jun-Hmm	-	-	-	-	-	
		12	MOON Kyoung-Rok	-	-	-	-	-	
		3	PARK Hyun-Dong	-	-	-	-	-	
		2	PARK Woo-Sung	-	-	-	-	-	
		9	SEO Gu-Hwaun	-	-	-	-	-	
	Total Team				5	1	4	10	40.00

Limit

25.00%

Legend:									
Rk	Rank	Exc	Excellent	Cont	Continues	Eff %	Efficiency %	Avg	Average per set

PROVISIONAL



THU 26 OCT 2000

P3

PAVILION 3

Match No 32  
Start Time: 12:00


**KOR vs USA**  
1      0


Spectators:

Team	Sets	1	2	3	4	5	Total
KOR	1	25	0				25
USA	0	17	0				17
Minutes		18					18

## USA - United States of America

	Rk	No	Name	Succ	Faults	Cont	Total	Succ %	
	1	15	JOHNSON Bradley	3	2	2	7	42.86	
	2	10	MORAN Paul	3	-	6	9	33.33	
		5	COPPENS Matthew	-	2	3	5		
		3	LEASE Curtis	-	1	1	2		
		7	SMITH Kurt	-	1	1	2		
		11	DEMBY William	-	-	-	-		
		9	DUGAN Jim	-	-	-	-		
		2	GLOWACKI Matthew	-	-	-	-		
		1	HAMIDO Essameldin Ragab	-	-	-	-		
		14	KESLER Jim	-	-	-	-		
		4	LANGE Tracey Joseph	-	-	-	-		
		6	TERPENNING James	-	-	-	-		
	Limit 15.00%	Total Team			6	6	13	25	24.00

	Rk	No	Name	Succ	Faults	Cont	Total	Avg	
	1	15	JOHNSON Bradley	1	-	2	3	1.00	
		7	SMITH Kurt	1	-	-	1	1.00	
	3	5	COPPENS Matthew	-	1	2	3	0.00	
		10	MORAN Paul	-	1	2	3	0.00	
		11	DEMBY William	-	-	-	-		
		9	DUGAN Jim	-	-	-	-		
		2	GLOWACKI Matthew	-	-	-	-		
		1	HAMIDO Essameldin Ragab	-	-	-	-		
		14	KESLER Jim	-	-	-	-		
		4	LANGE Tracey Joseph	-	-	-	-		
		3	LEASE Curtis	-	-	-	-		
		6	TERPENNING James	-	-	-	-		
	Total Team				2	2	6	10	2.00

	Rk	No	Name	Succ	Faults	Cont	Total	Avg	
	1	15	JOHNSON Bradley	1	2	2	5	1.00	
	2	3	LEASE Curtis	-	1	2	3	0.00	
		7	SMITH Kurt	-	-	3	3	0.00	
		5	COPPENS Matthew	-	-	2	2	0.00	
		10	MORAN Paul	-	2	-	2	0.00	
		6	TERPENNING James	-	1	1	2	0.00	
		11	DEMBY William	-	-	-	-		
		9	DUGAN Jim	-	-	-	-		
		2	GLOWACKI Matthew	-	-	-	-		
		1	HAMIDO Essameldin Ragab	-	-	-	-		
		14	KESLER Jim	-	-	-	-		
		4	LANGE Tracey Joseph	-	-	-	-		
	Total Team				1	6	10	17	1.00

<b>Team</b>	<b>Opponent Errors &amp; Team Faults</b>	8
-------------	--	---

<b>Legend:</b>									
Rk	Rank	Succ	Successes	Cont	Continues	Succ %	Success %	Avg	Average per set

PROVISIONAL


Match No 32  
Start Time: 12:00


**KOR vs USA**  
1 0


Spectators:

Team	Sets	1	2	3	4	5	Total
KOR	1	25	0				25
USA	0	17	0				17
	Minutes	18					18

## USA - United States of America

Non-Scoring Diggers		Rk	No	Name	Exc	Faults	Cont	Total	Avg
		1	3	LEASE Curtis	3	-	3	6	3.00
		2	7	SMITH Kurt	2	5	3	10	2.00
		3	15	JOHNSON Bradley	1	-	2	3	1.00
			10	MORAN Paul	1	-	2	3	1.00
		5	6	TERPENNING James	-	2	1	3	0.00
			5	COPPENS Matthew	-	1	-	1	0.00
			11	DEMBY William	-	-	-	-	
			9	DUGAN Jim	-	-	-	-	
			2	GLOWACKI Matthew	-	-	-	-	
			1	HAMIDO Essameldin Ragab	-	-	-	-	
			14	KESLER Jim	-	-	-	-	
		4	LANGE Tracey Joseph	-	-	-	-		
Total Team					7	8	11	26	7.00

Non-Scoring Setters		Rk	No	Name	Exc	Faults	Cont	Total	Avg
		1	3	LEASE Curtis	1	-	5	6	1.00
		2	6	TERPENNING James	-	-	7	7	0.00
			7	SMITH Kurt	-	-	3	3	0.00
			15	JOHNSON Bradley	-	-	2	2	0.00
			10	MORAN Paul	-	-	1	1	0.00
			5	COPPENS Matthew	-	-	-	-	
			11	DEMBY William	-	-	-	-	
			9	DUGAN Jim	-	-	-	-	
			2	GLOWACKI Matthew	-	-	-	-	
			1	HAMIDO Essameldin Ragab	-	-	-	-	
			14	KESLER Jim	-	-	-	-	
		4	LANGE Tracey Joseph	-	-	-	-		
Total Team					1	-	18	19	1.00

Non-Scoring Receivers		Rk	No	Name	Exc	Faults	Cont	Total	Eff %
		1	10	MORAN Paul	4	-	2	6	66.67
		2	3	LEASE Curtis	3	-	2	5	60.00
			6	TERPENNING James	2	1	1	4	
			15	JOHNSON Bradley	1	1	-	2	
			9	DUGAN Jim	-	1	-	1	
			7	SMITH Kurt	1	-	-	1	
			5	COPPENS Matthew	-	-	-	-	
			11	DEMBY William	-	-	-	-	
			2	GLOWACKI Matthew	-	-	-	-	
			1	HAMIDO Essameldin Ragab	-	-	-	-	
			14	KESLER Jim	-	-	-	-	
		4	LANGE Tracey Joseph	-	-	-	-		
Total Team					11	3	5	19	42.11

Limit

25.00%

Legend:									
Rk	Rank	Exc	Excellent	Cont	Continues	Eff %	Efficiency %	Avg	Average per set

PROVISIONAL

PRNVS00000138.00074A 00102613:11V01U

M.N.	POOL	DATE	TIME	NPC	NPC	Min.	1ST	2ND	3RD	4TH	5TH	SET
1	Preliminaries A	20 OCT 2000	10:30	Islamic Republic of Iran	IRI	Netherlands	NED	0:57	25-19	25-22	25-10	3-0
2	Preliminaries B	20 OCT 2000	12:00	Libyan Arab Jamahiriya	LBA	Australia	AUS	1:52	25-18	23-25	22-25 25-19 15-12	3-2
3	Preliminaries A	20 OCT 2000	14:34	United States of America	USA	Hungary	HUN	0:48	16-25	6-25	8-25	0-3
4	Preliminaries B	20 OCT 2000	16:00	Egypt	EGY	Korea	KOR	0:53	25-18	25-9	25-14	3-0
5	Preliminaries A	20 OCT 2000	17:30	Germany	GER	Japan	JPN	0:55	25-10	25-17	25-14	3-0
6	Preliminaries B	20 OCT 2000	19:00	Bosnia & Herzegovina	BIH	Finland	FIN	1:17	25-18	25-22	21-25 25-14	3-1
7	Preliminaries B	21 OCT 2000	10:30	Egypt	EGY	Libyan Arab Jamahiriya	LBA	0:48	25-9	25-12	25-9	3-0
8	Preliminaries A	21 OCT 2000	12:00	Islamic Republic of Iran	IRI	United States of America	USA	0:49	25-6	25-16	25-9	3-0
9	Preliminaries B	21 OCT 2000	13:30	Bosnia & Herzegovina	BIH	Australia	AUS	0:49	25-6	25-7	25-17	3-0
10	Preliminaries A	21 OCT 2000	16:00	Germany	GER	Netherlands	NED	1:03	25-14	25-19	25-21	3-0
11	Preliminaries B	21 OCT 2000	17:30	Finland	FIN	Korea	KOR	0:49	25-16	25-14	25-17	3-0
12	Preliminaries A	21 OCT 2000	19:00	Japan	JPN	Hungary	HUN	1:05	16-25	14-25	25-27	0-3
13	Preliminaries A	22 OCT 2000	10:30	Islamic Republic of Iran	IRI	Germany	GER	1:02	25-20	25-18	25-18	3-0
14	Preliminaries B	22 OCT 2000	12:00	Korea	KOR	Libyan Arab Jamahiriya	LBA	1:23	25-16	18-25	25-14 25-17	3-1
15	Preliminaries A	22 OCT 2000	13:30	Japan	JPN	United States of America	USA	0:57	25-15	25-14	25-16	3-0
16	Preliminaries B	22 OCT 2000	16:00	Bosnia & Herzegovina	BIH	Egypt	EGY	1:09	20-25	21-25	22-25	0-3
17	Preliminaries A	22 OCT 2000	17:30	Hungary	HUN	Netherlands	NED	1:06	21-25	22-25	23-25	0-3
18	Preliminaries B	22 OCT 2000	19:00	Finland	FIN	Australia	AUS	0:47	25-9	25-12	25-9	3-0
19	Preliminaries B	23 OCT 2000	10:30	Korea	KOR	Bosnia & Herzegovina	BIH	0:47	9-25	8-25	14-25	0-3
20	Preliminaries A	23 OCT 2000	12:00	Hungary	HUN	Germany	GER	1:04	21-25	19-25	22-25	0-3
21	Preliminaries B	23 OCT 2000	13:30	Finland	FIN	Libyan Arab Jamahiriya	LBA	0:43	25-7	25-9	25-4	3-0
22	Preliminaries A	23 OCT 2000	16:00	Netherlands	NED	United States of America	USA	0:46	25-12	25-7	25-13	3-0
23	Preliminaries B	23 OCT 2000	17:30	Australia	AUS	Egypt	EGY	0:50	8-25	8-25	8-25	0-3
24	Preliminaries A	23 OCT 2000	19:00	Islamic Republic of Iran	IRI	Japan	JPN	1:00	25-12	25-14	25-18	3-0
25	Preliminaries A	24 OCT 2000	10:30	United States of America	USA	Germany	GER	0:49	3-25	15-25	9-25	0-3
26	Preliminaries B	24 OCT 2000	12:00	Australia	AUS	Korea	KOR	1:09	16-25	18-25	23-25	0-3
27	Preliminaries A	24 OCT 2000	13:30	Islamic Republic of Iran	IRI	Hungary	HUN	0:55	25-15	25-18	25-15	3-0
28	Preliminaries B	24 OCT 2000	16:00	Finland	FIN	Egypt	EGY	1:04	14-25	22-25	23-25	0-3
29	Preliminaries A	24 OCT 2000	17:30	Netherlands	NED	Japan	JPN	1:05	25-12	25-20	25-17	3-0
30	Preliminaries B	24 OCT 2000	19:00	Libyan Arab Jamahiriya	LBA	Bosnia & Herzegovina	BIH	0:51	25-17	25-17	25-19	3-0
31	Classifications 9-12	26 OCT 2000	10:30	Japan	JPN	Australia	AUS	1:32	25-17	22-25	25-13 25-21	3-1

Volleyball - Sitting

Volleyball - Sitting

Volleyball - Sitting

Volleyball - Sitting

Volleyball - Sitting

Volleyball - Sitting

PROVISIONAL

PRNVS00000139.00073 00102613:44V010

# MEN'S SITTING CLASSIFICATIONS 9-12 MATCH RESULTS



THU 26 OCT 2000

P2

PAVILION 3

Match No: 32  
Start Time: 12:00

KOR vs USA  
3 0

Spectators: 2720

Team	Sets	1	2	3	Total
KOR	3	25	25	25	75
USA	0	17	14	20	51
	Minutes	18	15	22	55

Referees: FISCHER Ute Maria (GER) & ANDERSSON Mats (SWE)

KOR ■ Korea							USA ■ United States of America								
No	Name	1	2	3	4	5	Pts	No	Name	1	2	3	4	5	Pts
1	YOON Chul-Ho	■	■	■			8	1	HAMIDO Essameldin Ragab			■			3
2	PARK Woo-Sung				┌			2	GLOWACKI Matthew				┌		
3	PARK Hyun-Dong	■	■	■			4	3	LEASE Curtis	■	■	■			3
4	LEE Jun-Hmm				┌			4	4	LANGE Tracey Joseph			┌		
5	L KIM Bong-Ju		L	L	L			5	5	COPPENS Matthew	■	■	■		4
6	KANG Duck-Chan	■	■	■			9	6	TERPENNING James	■					
7	JEON Seon-Ju				┌		1	7	SMITH Kurt	■	■				2
8	KIM Sung-Hoon	■	■	■			11	9	L DUGAN Jim		L	L	L		
9	SEO Gu-Hwaun							10	10	MORAN Paul	■	■			4
10	BACK Young-Kil	■	■	┌			6	11	DEMBY William				■		4
11	NA Myung-Jong	■	■	■			3	14	KESLER Jim			■	■		2
12	MOON Kyoung-Rok							15	JOHNSON Bradley	■	■	■			11
<b>Head Coach:</b> PARK Tae-Hyun							<b>Head Coach:</b> HULETT Michael								
<b>Assistant:</b>							<b>Assistant:</b> COLLINS Dixie Reese								

## TEAM AND PLAYER PERFORMANCES

Won	Total Atts	No	Name	Scoring Skills	Won	Total Atts	No	Name
28	81	Total Team		Attack	21	81	Total Team	
7	20	8	KIM Sung-Hoon		8	23	15	JOHNSON Bradley
6	15	1	YOON Chul-Ho		3	11	10	MORAN Paul
5	12	10	BACK Young-Kil		3	5	11	DEMBY William
5	30	Total Team			6	36	Total Team	
3	7	6	KANG Duck-Chan	Block	2	10	5	COPPENS Matthew
1	9	8	KIM Sung-Hoon		2	9	15	JOHNSON Bradley
1	4	10	BACK Young-Kil		1	4	3	LEASE Curtis
9	74	Total Team		Serve	6	52	Total Team	
3	14	8	KIM Sung-Hoon		2	6	1	HAMIDO Essameldin Ragab
2	17	1	YOON Chul-Ho		1	6	5	COPPENS Matthew
2	9	6	KANG Duck-Chan	1	5	10	MORAN Paul	
33		Total Team		Opp Error	18		Total Team	
75	185	Total Team		Total	51	169	Total Team	
11	11	8	KIM Sung-Hoon	Best Scorer	11	11	15	JOHNSON Bradley

### Legend:

■ Starting line-up      ┌ Substitute      nn Team Captain      ┌ Substitute libero  
 Pts Points scored      L Libero Player      Opp Opponent      Atts Attempts

PRNVS0000013A.00083 00102613:51V010



# MEN'S SITTING CLASSIFICATIONS 9-12 MATCH STATISTICS



THU 26 OCT 2000

P3

PAVILION 3

Match No 32  
Start Time: 12:00


**KOR vs USA**  
**3 0**

Spectators: 2720

Team	Sets	1	2	3	Total
KOR	3	25	25	25	75
USA	0	17	14	20	51
	Minutes	18	15	22	55

## KOR - Korea

Scoring Attackers		Rk	No	Name	Succ	Faults	Cont	Total	Succ %
	1	1	YOON Chul-Ho	6	2	7	15	40.00	
	2	8	KIM Sung-Hoon	7	4	9	20	35.00	
	3	6	KANG Duck-Chan	4	3	7	14	28.57	
		10	BACK Young-Kil	5	2	5	12		
		3	PARK Hyun-Dong	3	2	4	9		
		7	JEON Seon-Ju	1	-	4	5		
		11	NA Myung-Jong	2	1	-	3		
		5	KIM Bong-Ju	-	-	2	2		
		2	PARK Woo-Sung	-	-	1	1		
		4	LEE Jun-Hmm	-	-	-	-		
		12	MOON Kyoung-Rok	-	-	-	-		
	Limit 15.00%	9	SEO Gu-Hwaun	-	-	-	-		
	Total Team				28	14	39	81	34.57

Scoring Blockers		Rk	No	Name	Succ	Faults	Cont	Total	Avg
	1	6	KANG Duck-Chan	3	3	1	7	1.00	
	2	8	KIM Sung-Hoon	1	4	4	9	0.33	
		10	BACK Young-Kil	1	1	2	4	0.33	
	4	3	PARK Hyun-Dong	-	2	3	5	0.00	
		7	JEON Seon-Ju	-	1	1	2	0.00	
		11	NA Myung-Jong	-	1	1	2	0.00	
		1	YOON Chul-Ho	-	-	1	1	0.00	
		5	KIM Bong-Ju	-	-	-	-		
		4	LEE Jun-Hmm	-	-	-	-		
		12	MOON Kyoung-Rok	-	-	-	-		
		2	PARK Woo-Sung	-	-	-	-		
		9	SEO Gu-Hwaun	-	-	-	-		
	Total Team				5	12	13	30	1.67

Scoring Servers		Rk	No	Name	Succ	Faults	Cont	Total	Avg
	1	8	KIM Sung-Hoon	3	-	11	14	1.00	
	2	1	YOON Chul-Ho	2	-	15	17	0.67	
		6	KANG Duck-Chan	2	1	6	9	0.67	
	4	3	PARK Hyun-Dong	1	2	8	11	0.33	
		11	NA Myung-Jong	1	-	8	9	0.33	
	6	7	JEON Seon-Ju	-	-	8	8	0.00	
		10	BACK Young-Kil	-	1	5	6	0.00	
		5	KIM Bong-Ju	-	-	-	-		
		4	LEE Jun-Hmm	-	-	-	-		
		12	MOON Kyoung-Rok	-	-	-	-		
		2	PARK Woo-Sung	-	-	-	-		
		9	SEO Gu-Hwaun	-	-	-	-		
	Total Team				9	4	61	74	3.00

Team	Opponent Errors & Team Faults	33	4
------	-------------------------------	----	---

Legend:									
Rk	Rank	Succ	Successes	Cont	Continues	Succ %	Success %	Avg	Average per set


Match No 32  
Start Time: 12:00

**KOR vs USA**  
**3 0**

Spectators: 2720

Team	Sets	1	2	3	Total
<b>KOR</b>	<b>3</b>	25	25	25	75
<b>USA</b>	<b>0</b>	17	14	20	51
	Minutes	18	15	22	55

## KOR - Korea

Non-Scoring Diggers		Rk	No	Name	Exc	Faults	Cont	Total	Avg
	1	5	KIM Bong-Ju	11	1	1	13	3.67	
	2	1	YOON Chul-Ho	10	2	4	16	3.33	
		3	PARK Hyun-Dong	10	2	2	14	3.33	
	4	6	KANG Duck-Chan	7	3	-	10	2.33	
	5	11	NA Myung-Jong	3	2	1	6	1.00	
		8	KIM Sung-Hoon	3	1	1	5	1.00	
		7	JEON Seon-Ju	3	-	1	4	1.00	
	8	10	BACK Young-Kil	1	1	-	2	0.33	
	9	4	LEE Jun-Hmm	-	1	-	1	0.00	
		12	MOON Kyoung-Rok	-	-	-	-	-	
		2	PARK Woo-Sung	-	-	-	-	-	
		9	SEO Gu-Hwaun	-	-	-	-	-	
	<b>Total Team</b>				48	13	10	71	16.00

Non-Scoring Setters		Rk	No	Name	Exc	Faults	Cont	Total	Avg
	1	1	YOON Chul-Ho	4	-	9	13	1.33	
		11	NA Myung-Jong	4	-	7	11	1.33	
	3	3	PARK Hyun-Dong	3	-	13	16	1.00	
		6	KANG Duck-Chan	3	-	2	5	1.00	
	5	8	KIM Sung-Hoon	2	-	4	6	0.67	
	6	5	KIM Bong-Ju	1	1	3	5	0.33	
		10	BACK Young-Kil	1	-	2	3	0.33	
		7	JEON Seon-Ju	1	-	-	1	0.33	
	9	2	PARK Woo-Sung	-	-	1	1	0.00	
		4	LEE Jun-Hmm	-	-	-	-	-	
		12	MOON Kyoung-Rok	-	-	-	-	-	
		9	SEO Gu-Hwaun	-	-	-	-	-	
	<b>Total Team</b>				19	1	41	61	6.33

Non-Scoring Receivers		Rk	No	Name	Exc	Faults	Cont	Total	Eff %
	1	5	KIM Bong-Ju	7	-	3	10	70.00	
		6	KANG Duck-Chan	2	-	3	5		
		1	YOON Chul-Ho	5	-	-	5		
		11	NA Myung-Jong	-	1	3	4		
		3	PARK Hyun-Dong	2	-	1	3		
		10	BACK Young-Kil	-	2	-	2		
		7	JEON Seon-Ju	1	-	-	1		
		8	KIM Sung-Hoon	-	-	1	1		
		4	LEE Jun-Hmm	-	-	1	1		
		2	PARK Woo-Sung	-	-	1	1		
		12	MOON Kyoung-Rok	-	-	-	-		
		9	SEO Gu-Hwaun	-	-	-	-		
	<b>Total Team</b>				17	3	13	33	42.42

Limit

25.00%

**Legend:**

Rk Rank      Exc Excellent      Cont Continues      Eff % Efficiency %      Avg Average per set




Match No 32  
Start Time: 12:00


**KOR vs USA**  
**3      0**


Spectators: 2720

Team	Sets	1	2	3	Total
<b>KOR</b>	<b>3</b>	25	25	25	75
<b>USA</b>	<b>0</b>	17	14	20	51
Minutes		18	15	22	55

## USA · United States of America

	Rk	No	Name	Succ	Faults	Cont	Total	Succ %
 Scoring Attackers Limit 15.00%	1	15	JOHNSON Bradley	8	7	8	23	34.78
	2	14	KESLER Jim	2	3	8	13	15.38
		10	MORAN Paul	3	1	7	11	
		5	COPPENS Matthew	1	3	5	9	
		3	LEASE Curtis	2	2	5	9	
		11	DEMBY William	3	-	2	5	
		7	SMITH Kurt	1	2	2	5	
		1	HAMIDO Essameldin Ragab	1	1	2	4	
		4	LANGE Tracey Joseph	-	-	2	2	
		9	DUGAN Jim	-	-	-	-	
		2	GLOWACKI Matthew	-	-	-	-	
		6	TERPENNING James	-	-	-	-	
	<b>Total Team</b>				<b>21</b>	<b>19</b>	<b>41</b>	<b>81</b>

	Rk	No	Name	Succ	Faults	Cont	Total	Avg
 Scoring Blockers	1	5	COPPENS Matthew	2	4	4	10	0.67
		15	JOHNSON Bradley	2	1	6	9	0.67
	3	3	LEASE Curtis	1	2	1	4	0.33
		7	SMITH Kurt	1	-	1	2	0.33
	5	14	KESLER Jim	-	-	4	4	0.00
		10	MORAN Paul	-	2	2	4	0.00
		4	LANGE Tracey Joseph	-	-	2	2	0.00
		1	HAMIDO Essameldin Ragab	-	-	1	1	0.00
		11	DEMBY William	-	-	-	-	
		9	DUGAN Jim	-	-	-	-	
		2	GLOWACKI Matthew	-	-	-	-	
		6	TERPENNING James	-	-	-	-	
	<b>Total Team</b>				<b>6</b>	<b>9</b>	<b>21</b>	<b>36</b>

	Rk	No	Name	Succ	Faults	Cont	Total	Avg
 Scoring Servers	1	1	HAMIDO Essameldin Ragab	2	2	2	6	0.67
	2	15	JOHNSON Bradley	1	4	2	7	0.33
		5	COPPENS Matthew	1	-	5	6	0.33
		11	DEMBY William	1	-	5	6	0.33
		10	MORAN Paul	1	2	2	5	0.33
	6	3	LEASE Curtis	-	3	4	7	0.00
		7	SMITH Kurt	-	1	5	6	0.00
		14	KESLER Jim	-	-	3	3	0.00
		4	LANGE Tracey Joseph	-	1	2	3	0.00
		6	TERPENNING James	-	1	1	2	0.00
		2	GLOWACKI Matthew	-	-	1	1	0.00
		9	DUGAN Jim	-	-	-	-	
	<b>Total Team</b>				<b>6</b>	<b>14</b>	<b>32</b>	<b>52</b>

<b>Team</b>	<b>Opponent Errors &amp; Team Faults</b>	<b>18</b>	<b>5</b>
-------------	--	-----------	----------

<b>Legend:</b>									
Rk	Rank	Succ	Successes	Cont	Continues	Succ %	Success %	Avg	Average per set


Match No 32  
Start Time: 12:00


**KOR vs USA**  
**3            0**


Spectators: 2720

Team	Sets	1	2	3	Total
<b>KOR</b>	<b>3</b>	25	25	25	75
<b>USA</b>	<b>0</b>	17	14	20	51
<b>Minutes</b>	<b></b>	18	15	22	55

## USA - United States of America

Non-Scoring Diggers	Rk	No	Name	Exc	Faults	Cont	Total	Avg
	1	15	JOHNSON Bradley	4	3	2	9	1.33
		1	HAMIDO Essameldin Ragab	4	-	1	5	1.33
	3	3	LEASE Curtis	3	2	8	13	1.00
		11	DEMBY William	3	1	2	6	1.00
	5	5	COPPENS Matthew	2	3	5	10	0.67
		7	SMITH Kurt	2	5	3	10	0.67
		14	KESLER Jim	2	1	1	4	0.67
	8	10	MORAN Paul	1	2	3	6	0.33
		2	GLOWACKI Matthew	1	-	2	3	0.33
		4	LANGE Tracey Joseph	1	1	-	2	0.33
	11	6	TERPENNING James	-	2	1	3	0.00
	9	DUGAN Jim	-	1	-	1	0.00	
<b>Total Team</b>				23	21	28	72	7.67

Non-Scoring Setters	Rk	No	Name	Exc	Faults	Cont	Total	Avg
	1	3	LEASE Curtis	6	-	8	14	2.00
	2	15	JOHNSON Bradley	3	-	9	12	1.00
	3	10	MORAN Paul	1	-	6	7	0.33
		6	TERPENNING James	1	-	6	7	0.33
		14	KESLER Jim	1	-	4	5	0.33
		5	COPPENS Matthew	1	-	1	2	0.33
		4	LANGE Tracey Joseph	1	-	-	1	0.33
	8	7	SMITH Kurt	-	-	7	7	0.00
		11	DEMBY William	-	-	3	3	0.00
		1	HAMIDO Essameldin Ragab	-	-	3	3	0.00
		2	GLOWACKI Matthew	-	-	1	1	0.00
	9	DUGAN Jim	-	-	-	-	-	
<b>Total Team</b>				14	-	48	62	4.67

Non-Scoring Receivers	Rk	No	Name	Exc	Faults	Cont	Total	Eff %
		3	LEASE Curtis	5	2	6	13	
		10	MORAN Paul	6	1	4	11	
		14	KESLER Jim	5	1	1	7	
		11	DEMBY William	2	-	4	6	
		7	SMITH Kurt	3	-	2	5	
		6	TERPENNING James	2	1	1	4	
		5	COPPENS Matthew	-	-	3	3	
		9	DUGAN Jim	1	1	1	3	
		1	HAMIDO Essameldin Ragab	-	-	3	3	
		15	JOHNSON Bradley	1	1	1	3	
		4	LANGE Tracey Joseph	2	-	1	3	
	2	GLOWACKI Matthew	-	-	-	-		
<b>Total Team</b>				27	7	27	61	32.79

Limit


25.00%


Legend:									
Rk	Rank	Exc	Excellent	Cont	Continues	Eff %	Efficiency %	Avg	Average per set


PRNVS0000013B.00084A 00102613:54V050

## KOR - Korea

After 6 Matches

 Scoring Attackers	No	Name	MP	SP	Succ	Faults	Cont	Total	Succ %
	1	YOON Chul-Ho	6	19	23	15	48	86	26.74
	2	PARK Woo-Sung	6	19	-	-	2	2	0.00
	3	PARK Hyun-Dong	6	19	24	16	30	70	34.29
	4	LEE Jun-Hmm	6	19	1	-	-	1	100.0
	5	KIM Bong-Ju	6	19	-	-	5	5	0.00
	6	KANG Duck-Chan	6	19	24	17	44	85	28.24
	7	JEON Seon-Ju	6	19	12	5	23	40	30.00
	8	KIM Sung-Hoon	6	19	38	22	49	109	34.86
	9	SEO Gu-Hwaun	6	19	4	5	24	33	12.12
	10	BACK Young-Kil	6	19	15	8	31	54	27.78
	11	NA Myung-Jong	6	19	13	13	47	73	17.81
	12	MOON Kyoung-Rok	6	19	-	1	2	3	0.00
Team Totals		6	19	154	102	305	561	27.45	

 Scoring Blockers	No	Name	MP	SP	Succ	Faults	Cont	Total	Avg
	1	YOON Chul-Ho	6	19	2	8	11	21	0.11
	2	PARK Woo-Sung	6	19	-	-	-	-	0.00
	3	PARK Hyun-Dong	6	19	4	13	15	32	0.21
	4	LEE Jun-Hmm	6	19	-	-	-	-	0.00
	5	KIM Bong-Ju	6	19	-	1	-	1	0.00
	6	KANG Duck-Chan	6	19	7	17	10	34	0.37
	7	JEON Seon-Ju	6	19	3	5	8	16	0.16
	8	KIM Sung-Hoon	6	19	12	18	21	51	0.63
	9	SEO Gu-Hwaun	6	19	1	6	3	10	0.05
	10	BACK Young-Kil	6	19	2	7	8	17	0.11
	11	NA Myung-Jong	6	19	1	13	11	25	0.05
	12	MOON Kyoung-Rok	6	19	-	-	1	1	0.00
Team Totals		6	19	32	88	88	208	1.68	

 Scoring Servers	No	Name	MP	SP	Succ	Faults	Cont	Total	Avg
	1	YOON Chul-Ho	6	19	9	7	64	80	0.47
	2	PARK Woo-Sung	6	19	-	-	-	-	0.00
	3	PARK Hyun-Dong	6	19	4	10	36	50	0.21
	4	LEE Jun-Hmm	6	19	-	-	-	-	0.00
	5	KIM Bong-Ju	6	19	-	-	-	-	0.00
	6	KANG Duck-Chan	6	19	6	4	35	45	0.32
	7	JEON Seon-Ju	6	19	-	3	21	24	0.00
	8	KIM Sung-Hoon	6	19	5	8	49	62	0.26
	9	SEO Gu-Hwaun	6	19	1	2	20	23	0.05
	10	BACK Young-Kil	6	19	1	4	24	29	0.05
	11	NA Myung-Jong	6	19	3	1	45	49	0.16
	12	MOON Kyoung-Rok	6	19	-	-	-	-	0.00
Team Totals		6	19	29	39	294	362	1.53	

Team	Opponent Errors & Team Faults	147	47
------	-------------------------------	-----	----

<b>Legend:</b>							
Succ	Successes	Cont	Continues	Succ %	Success %	Avg	Average per set
MP	Matches Played	SP	Team Sets Played				

## KOR - Korea

After 6 Matches

Non-Scoring Diggers	No	Name	MP	SP	Exc	Faults	Cont	Total	Avg
	1	YOON Chul-Ho	6	19	42	13	30	85	2.21
	2	PARK Woo-Sung	6	19	-	1	1	2	0.00
	3	PARK Hyun-Dong	6	19	24	15	20	59	1.26
	4	LEE Jun-Hmm	6	19	-	4	4	8	0.00
	5	KIM Bong-Ju	6	19	52	18	20	90	2.74
	6	KANG Duck-Chan	6	19	25	15	12	52	1.32
	7	JEON Seon-Ju	6	19	8	2	9	19	0.42
	8	KIM Sung-Hoon	6	19	9	5	9	23	0.47
	9	SEO Gu-Hwaun	6	19	4	1	1	6	0.21
	10	BACK Young-Kil	6	19	8	7	6	21	0.42
	11	NA Myung-Jong	6	19	26	11	22	59	1.37
	12	MOON Kyoung-Rok	6	19	-	1	1	2	0.00
Team Totals		6	19	198	93	135	426	10.42	

Non-Scoring Setters	No	Name	MP	SP	Exc	Faults	Cont	Total	Avg
	1	YOON Chul-Ho	6	19	35	2	75	112	1.84
	2	PARK Woo-Sung	6	19	-	-	2	2	0.00
	3	PARK Hyun-Dong	6	19	17	1	45	63	0.89
	4	LEE Jun-Hmm	6	19	-	-	4	4	0.00
	5	KIM Bong-Ju	6	19	10	1	27	38	0.53
	6	KANG Duck-Chan	6	19	13	1	43	57	0.68
	7	JEON Seon-Ju	6	19	4	-	7	11	0.21
	8	KIM Sung-Hoon	6	19	10	2	25	37	0.53
	9	SEO Gu-Hwaun	6	19	6	-	9	15	0.32
	10	BACK Young-Kil	6	19	3	-	10	13	0.16
	11	NA Myung-Jong	6	19	15	1	56	72	0.79
	12	MOON Kyoung-Rok	6	19	-	-	-	-	0.00
Team Totals		6	19	113	8	304	425	5.95	

Non-Scoring Receivers	No	Name	MP	SP	Exc	Faults	Cont	Total	Eff %
	1	YOON Chul-Ho	6	19	39	-	22	61	63.93
	2	PARK Woo-Sung	6	19	-	-	3	3	0.00
	3	PARK Hyun-Dong	6	19	23	6	19	48	35.42
	4	LEE Jun-Hmm	6	19	6	-	1	7	85.71
	5	KIM Bong-Ju	6	19	47	3	35	85	51.76
	6	KANG Duck-Chan	6	19	30	3	19	52	51.92
	7	JEON Seon-Ju	6	19	2	2	1	5	0.00
	8	KIM Sung-Hoon	6	19	1	-	3	4	25.00
	9	SEO Gu-Hwaun	6	19	6	5	1	12	8.33
	10	BACK Young-Kil	6	19	-	5	3	8	-62.5
	11	NA Myung-Jong	6	19	20	4	24	48	33.33
	12	MOON Kyoung-Rok	6	19	1	-	2	3	33.33
Team Totals		6	19	175	28	133	336	43.75	

Legend:


Exc	Excellent	Cont	Continues	Eff %	Efficiency %	Avg	Average per set	MP	Matches Played
SP	Team Sets Played								


PRNVS0000013C.00084A 00102613:55V050




# USA · United States of America

After 6 Matches

Scoring Attackers		No	Name	MP	SP	Succ	Faults	Cont	Total	Succ %
	1	HAMIDO Essameldin Ragab	6	18	6	12	15	33	18.18	
	2	GLOWACKI Matthew	6	18	-	3	2	5	0.00	
	3	LEASE Curtis	6	18	6	7	18	31	19.35	
	4	LANGE Tracey Joseph	6	18	3	13	24	40	7.50	
	5	COPPENS Matthew	6	18	2	10	17	29	6.90	
	6	TERPENNING James	6	18	-	2	5	7	0.00	
	7	SMITH Kurt	6	18	2	8	6	16	12.50	
	9	DUGAN Jim	6	18	-	-	-	-	0.00	
	10	MORAN Paul	6	18	12	10	20	42	28.57	
	11	DEMBY William	6	18	7	8	18	33	21.21	
	14	KESLER Jim	6	18	13	19	33	65	20.00	
	15	JOHNSON Bradley	6	18	22	20	42	84	26.19	
	Team Totals		6	18	73	112	200	385	18.96	

Scoring Blockers		No	Name	MP	SP	Succ	Faults	Cont	Total	Avg
	1	HAMIDO Essameldin Ragab	6	18	3	10	9	22	0.17	
	2	GLOWACKI Matthew	6	18	-	-	1	1	0.00	
	3	LEASE Curtis	6	18	3	12	8	23	0.17	
	4	LANGE Tracey Joseph	6	18	2	4	12	18	0.11	
	5	COPPENS Matthew	6	18	6	9	10	25	0.33	
	6	TERPENNING James	6	18	-	1	6	7	0.00	
	7	SMITH Kurt	6	18	2	5	3	10	0.11	
	9	DUGAN Jim	6	18	-	-	-	-	0.00	
	10	MORAN Paul	6	18	2	12	5	19	0.11	
	11	DEMBY William	6	18	3	8	6	17	0.17	
	14	KESLER Jim	6	18	5	12	23	40	0.28	
	15	JOHNSON Bradley	6	18	12	14	25	51	0.67	
	Team Totals		6	18	38	87	108	233	2.11	


Scoring Servers		No	Name	MP	SP	Succ	Faults	Cont	Total	Avg
	1	HAMIDO Essameldin Ragab	6	18	4	8	11	23	0.22	
	2	GLOWACKI Matthew	6	18	1	1	9	11	0.06	
	3	LEASE Curtis	6	18	1	7	13	21	0.06	
	4	LANGE Tracey Joseph	6	18	1	6	10	17	0.06	
	5	COPPENS Matthew	6	18	1	3	12	16	0.06	
	6	TERPENNING James	6	18	-	4	6	10	0.00	
	7	SMITH Kurt	6	18	2	7	22	31	0.11	
	9	DUGAN Jim	6	18	-	-	-	-	0.00	
	10	MORAN Paul	6	18	1	4	16	21	0.06	
	11	DEMBY William	6	18	2	2	25	29	0.11	
	14	KESLER Jim	6	18	1	2	13	16	0.06	
	15	JOHNSON Bradley	6	18	3	12	12	27	0.17	
	Team Totals		6	18	17	56	149	222	0.94	


Team	Opponent Errors & Team Faults	88	42
------	-------------------------------	----	----


<b>Legend:</b>							
Succ	Successes	Cont	Continues	Succ %	Success %	Avg	Average per set
MP	Matches Played						
SP	Team Sets Played						

# USA · United States of America

After 6 Matches

Non-Scoring Diggers	No	Name	MP	SP	Exc	Faults	Cont	Total	Avg
		1	HAMIDO Essameldin Ragab	6	18	12	4	15	31
	2	GLOWACKI Matthew	6	18	7	2	2	11	0.39
	3	LEASE Curtis	6	18	9	6	15	30	0.50
	4	LANGER Tracey Joseph	6	18	5	16	13	34	0.28
	5	COPPENS Matthew	6	18	9	8	8	25	0.50
	6	TERPENNING James	6	18	2	5	5	12	0.11
	7	SMITH Kurt	6	18	5	11	9	25	0.28
	9	DUGAN Jim	6	18	5	3	3	11	0.28
	10	MORAN Paul	6	18	10	13	16	39	0.56
	11	DEMBY William	6	18	5	8	12	25	0.28
	14	KESLER Jim	6	18	6	8	13	27	0.33
	15	JOHNSON Bradley	6	18	12	6	7	25	0.67
	Team Totals		6	18	87	90	118	295	4.83

Non-Scoring Setters	No	Name	MP	SP	Exc	Faults	Cont	Total	Avg
		1	HAMIDO Essameldin Ragab	6	18	3	1	27	31
	2	GLOWACKI Matthew	6	18	-	-	4	4	0.00
	3	LEASE Curtis	6	18	9	2	23	34	0.50
	4	LANGER Tracey Joseph	6	18	7	3	34	44	0.39
	5	COPPENS Matthew	6	18	3	1	9	13	0.17
	6	TERPENNING James	6	18	2	1	23	26	0.11
	7	SMITH Kurt	6	18	4	-	27	31	0.22
	9	DUGAN Jim	6	18	-	-	-	-	0.00
	10	MORAN Paul	6	18	5	-	23	28	0.28
	11	DEMBY William	6	18	7	2	30	39	0.39
	14	KESLER Jim	6	18	4	1	30	35	0.22
	15	JOHNSON Bradley	6	18	6	-	23	29	0.33
	Team Totals		6	18	50	11	253	314	2.78

Non-Scoring Receivers	No	Name	MP	SP	Exc	Faults	Cont	Total	Eff %
		1	HAMIDO Essameldin Ragab	6	18	10	2	15	27
	2	GLOWACKI Matthew	6	18	9	3	4	16	37.50
	3	LEASE Curtis	6	18	15	9	21	45	13.33
	4	LANGER Tracey Joseph	6	18	30	4	7	41	63.41
	5	COPPENS Matthew	6	18	7	4	6	17	17.65
	6	TERPENNING James	6	18	8	4	5	17	23.53
	7	SMITH Kurt	6	18	16	5	20	41	26.83
	9	DUGAN Jim	6	18	13	3	12	28	35.71
	10	MORAN Paul	6	18	27	8	17	52	36.54
	11	DEMBY William	6	18	11	2	5	18	50.00
	14	KESLER Jim	6	18	19	5	8	32	43.75
	15	JOHNSON Bradley	6	18	20	3	7	30	56.67
	Team Totals		6	18	185	52	127	364	36.54

Legend:

Exc	Excellent	Cont	Continues	Exc %	Efficiency %	Avg	Average per set	MP	Matches Played
SP	Team Sets Played								

PRNVS0000013D.00073 00102614:40V01U

# MEN'S SITTING QUARTERFINAL MATCH RESULTS



THU 26 OCT 2000

P2

PAVILION 3

Match No: 33  
Start Time: 13:30

IRI vs LBA  
2 vs 0

Spectators:

Team	Sets	1	2	3	4	5	Total
IRI	2	25	25	0			50
LBA	0	7	8	0			15
	Minutes	13	0				13

Referees: KARADI Gabor (HUN) & SOLVANG Jan Otto (NOR)

IRI Islamic Republic of Iran							LBA Libyan Arab Jamahiriya								
No	Name	1	2	3	4	5	Pts	No	Name	1	2	3	4	5	Pts
1	ESHAGHI Ali	■	□				3	2	SALIL Ali Said	■	■				
2	RAHIMI Mohammadreza		■				3	3	ALMEDNENE Mousbah A M						
3	PEIDAYESH Reza	■					2	4	ELKELABE Zuhair M	□					
4	KASHFIA Ali	■	■				1	5	ELGHASHIR Abulgasem						
5	SOLEIMANI Majid	■	■				11	6	SAEID I Hashem	■	□				1
6	GOLKAR AZGHANDI Ali		■				2	7	M SUSAEN Gama	■	□				
7	L ASHOURI Farshid	L	L					8	ALAGURI Salah	■	■				
8	EIMERI Jalil							9	ABDELGADER SALEH Saleh Ibrahim	■	■				1
9	ZIRAH I Isa	■	□				10	10	ABUSETIN Mustafa	■	■				
10	FIROUZI Parviz		■				4	11	EMHEMED SALEM Salem	■	■				
11	SALAVATIAN Aliakbar		■				4	12	ZAITUNI Abdulhakim H	■	■				
12	BEHRAVAN Hojat	■					2	13	MANSUR Salem	□	■				
<b>Head Coach:</b> REZAEIGARKANI Hadi							<b>Head Coach:</b> NOUH Ramdans								
<b>Assistant:</b> DAVALLOO Abdol Jabbar							<b>Assistant:</b> ABDUSSALAM Mohamad								

## TEAM AND PLAYER PERFORMANCES

Won	Total Atts	No	Name	Scoring Skills	Won	Total Atts	No	Name
26	46	Total Team		Attack	2	34	Total Team	
7	8	9	ZIRAH I Isa		1	4	6	SAEID I Hashem
3	5	2	RAHIMI Mohammadreza		1	8	9	ABDELGADER SALEH Saleh Ibrahim
3	6	5	SOLEIMANI Majid				Total Team	
6	12	Total Team		Block			Total Team	
2	5	5	SOLEIMANI Majid				Total Team	
2	2	9	ZIRAH I Isa				Total Team	
2	2	11	SALAVATIAN Aliakbar	Serve			Total Team	
10	49	Total Team					Total Team	
6	12	5	SOLEIMANI Majid				Total Team	
1	5	1	ESHAGHI Ali	Opp Error	13		Total Team	
1	7	4	KASHFIA Ali		15	75	Total Team	
8		Total Team		Total			Total Team	
50	107	Total Team					Total Team	
11	11	5	SOLEIMANI Majid	Best Scorer	1	1	6	SAEID I Hashem

Jury President:

Signature:

### Legend:

■ Starting line-up      □ Substitute      nn Team Captain      L Substitute libero  
 Pts Points scored      L Libero Player      Opp Opponent      Atts Attempts

PROVISIONAL

PRNVS0000013E.00083 00102614:40V01U


Match No 33  
Start Time: 13:30


IRI vs LBA  
2 vs 0


Spectators:

Team	Sets	1	2	3	4	5	Total
IRI	2	25	25	0			50
LBA	0	7	8	0			15
	Minutes	13	0				13

## IRI - Islamic Republic of Iran

Scoring Attackers		Rk	No	Name	Succ	Faults	Cont	Total	Succ %
	1	9	ZIRAH I Isa	7	1	-	8	87.50	
		5	SOLEIMANI Majid	3	-	3	6		
		10	FIROUZI Parviz	3	2	-	5		
		4	KASHFIA Ali	-	2	3	5		
		2	RAHIMI Mohammadreza	3	-	2	5		
		1	ESHAGHI Ali	2	-	2	4		
		6	GOLKAR AZGHANDI Ali	2	1	1	4		
		11	SALAVATIAN Aliakbar	2	-	2	4		
		3	PEIDAYESH Reza	2	-	1	3		
		12	BEHRAVAN Hojat	2	-	-	2		
		7	ASHOURI Farshid	-	-	-	-		
		8	EIMERI Jalil	-	-	-	-		
	Limit 15.00%	Total Team			26	6	14	46	56.52

Scoring Blockers		Rk	No	Name	Succ	Faults	Cont	Total	Avg
	1	5	SOLEIMANI Majid	2	1	2	5	1.00	
		11	SALAVATIAN Aliakbar	2	-	-	2	1.00	
		9	ZIRAH I Isa	2	-	-	2	1.00	
	4	6	GOLKAR AZGHANDI Ali	-	-	2	2	0.00	
		1	ESHAGHI Ali	-	-	1	1	0.00	
		7	ASHOURI Farshid	-	-	-	-		
		12	BEHRAVAN Hojat	-	-	-	-		
		8	EIMERI Jalil	-	-	-	-		
		10	FIROUZI Parviz	-	-	-	-		
		4	KASHFIA Ali	-	-	-	-		
		3	PEIDAYESH Reza	-	-	-	-		
		2	RAHIMI Mohammadreza	-	-	-	-		
	Total Team				6	1	5	12	3.00

Scoring Servers		Rk	No	Name	Succ	Faults	Cont	Total	Avg
	1	5	SOLEIMANI Majid	6	-	6	12	3.00	
	2	4	KASHFIA Ali	1	1	5	7	0.50	
		1	ESHAGHI Ali	1	-	4	5	0.50	
		10	FIROUZI Parviz	1	-	3	4	0.50	
		9	ZIRAH I Isa	1	1	1	3	0.50	
	6	12	BEHRAVAN Hojat	-	-	8	8	0.00	
		6	GOLKAR AZGHANDI Ali	-	-	3	3	0.00	
		3	PEIDAYESH Reza	-	-	3	3	0.00	
		11	SALAVATIAN Aliakbar	-	-	3	3	0.00	
		2	RAHIMI Mohammadreza	-	-	1	1	0.00	
		7	ASHOURI Farshid	-	-	-	-		
		8	EIMERI Jalil	-	-	-	-		
	Total Team				10	2	37	49	5.00

Team	Opponent Errors & Team Faults	8	2
------	-------------------------------	---	---

Legend:									
Rk	Rank	Succ	Successes	Cont	Continues	Succ %	Success %	Avg	Average per set

PROVISIONAL

Match No 33  
Start Time: 13:30


IRI vs LBA  
2 vs 0


Spectators:

Team	Sets	1	2	3	4	5	Total
IRI	2	25	25	0			50
LBA	0	7	8	0			15
	Minutes	13	0				13

## IRI - Islamic Republic of Iran

Non-Scoring Diggers		Rk	No	Name	Exc	Faults	Cont	Total	Avg
	1	3	PEIDAYESH Reza	7	-	1	8	3.50	
	2	4	KASHFIA Ali	4	1	-	5	2.00	
	3	6	GOLKAR AZGHANDI Ali	3	1	1	5	1.50	
		9	ZIRAH Iisa	3	-	2	5	1.50	
		5	SOLEIMANI Majid	3	-	-	3	1.50	
	6	2	RAHIMI Mohammadreza	2	-	1	3	1.00	
		12	BEHRAVAN Hojat	2	-	-	2	1.00	
		10	FIROUZI Parviz	2	-	-	2	1.00	
		11	SALAVATIAN Aliakbar	2	-	-	2	1.00	
	10	1	ESHAGHI Ali	1	1	-	2	0.50	
		7	ASHOURI Farshid	-	-	-	-	-	
	8	EIMERI Jalil	-	-	-	-	-		
Total Team				29	3	5	37	14.50	

Non-Scoring Setters		Rk	No	Name	Exc	Faults	Cont	Total	Avg
	1	4	KASHFIA Ali	8	-	5	13	4.00	
	2	1	ESHAGHI Ali	3	-	2	5	1.50	
	3	2	RAHIMI Mohammadreza	2	-	2	4	1.00	
		5	SOLEIMANI Majid	2	-	1	3	1.00	
	5	11	SALAVATIAN Aliakbar	1	-	6	7	0.50	
		12	BEHRAVAN Hojat	1	1	2	4	0.50	
		6	GOLKAR AZGHANDI Ali	1	-	1	2	0.50	
		9	ZIRAH Iisa	1	-	1	2	0.50	
		3	PEIDAYESH Reza	1	-	-	1	0.50	
	10	10	FIROUZI Parviz	-	-	1	1	0.00	
		7	ASHOURI Farshid	-	-	-	-	-	
	8	EIMERI Jalil	-	-	-	-	-		
Total Team				20	1	21	42	10.00	

Non-Scoring Receivers		Rk	No	Name	Exc	Faults	Cont	Total	Eff %
	1	5	SOLEIMANI Majid	5	-	-	5	100.0	
		12	BEHRAVAN Hojat	2	-	-	2		
		10	FIROUZI Parviz	2	-	-	2		
		1	ESHAGHI Ali	1	-	-	1		
		4	KASHFIA Ali	1	-	-	1		
		2	RAHIMI Mohammadreza	1	-	-	1		
		11	SALAVATIAN Aliakbar	1	-	-	1		
		7	ASHOURI Farshid	-	-	-	-		
		8	EIMERI Jalil	-	-	-	-		
		6	GOLKAR AZGHANDI Ali	-	-	-	-		
		3	PEIDAYESH Reza	-	-	-	-		
	9	ZIRAH Iisa	-	-	-	-			
Total Team				13	-	-	13	100.0	

Limit

25.00%

Legend:

Rk Rank      Exc Excellent      Cont Continues      Eff % Efficiency %      Avg Average per set

PROVISIONAL

Match No 33  
Start Time: 13:30


IRI vs LBA  
2 vs 0


Spectators:

Team	Sets	1	2	3	4	5	Total
IRI	2	25	25	0			50
LBA	0	7	8	0			15
	Minutes	13	0				13

## LBA · Libyan Arab Jamahiriya

Scoring Attackers		Rk	No	Name	Succ	Faults	Cont	Total	Succ %	
		10		ABUSETIN Mustafa	-	1	8	9		
		9		ABDELGADER SALEH Saleh Ibrahim	1	2	5	8		
		6		SAEID I Hashem	1	-	3	4		
		7		M SUSAEN Gama	-	1	2	3		
		13		MANSUR Salem	-	1	2	3		
		8		ALAGURI Salah	-	2	-	2		
		11		EMHEMED SALEM Salem	-	1	1	2		
		4		ELKELABE Zuhair M	-	1	-	1		
		2		SALIL Ali Said	-	1	-	1		
		12		ZAITUNI Abdulhakim H	-	-	1	1		
		3		ALMEDNENE Mousbah A M	-	-	-	-		
		5		ELGHASHIR Abulgasem	-	-	-	-		
	Limit 15.00%		Total Team			2	10	22	34	5.88

Scoring Blockers		Rk	No	Name	Succ	Faults	Cont	Total	Avg
	1	10		ABUSETIN Mustafa	-	1	3	4	0.00
		8		ALAGURI Salah	-	3	1	4	0.00
		13		MANSUR Salem	-	3	1	4	0.00
		9		ABDELGADER SALEH Saleh Ibrahim	-	2	1	3	0.00
		7		M SUSAEN Gama	-	1	2	3	0.00
		6		SAEID I Hashem	-	2	1	3	0.00
		2		SALIL Ali Said	-	3	-	3	0.00
		12		ZAITUNI Abdulhakim H	-	-	1	1	0.00
		3		ALMEDNENE Mousbah A M	-	-	-	-	
		5		ELGHASHIR Abulgasem	-	-	-	-	
		4		ELKELABE Zuhair M	-	-	-	-	
		11		EMHEMED SALEM Salem	-	-	-	-	
	Total Team			-	15	10	25	0.00	

Scoring Servers		Rk	No	Name	Succ	Faults	Cont	Total	Avg
	1	9		ABDELGADER SALEH Saleh Ibrahim	-	-	4	4	0.00
		10		ABUSETIN Mustafa	-	-	2	2	0.00
		8		ALAGURI Salah	-	-	2	2	0.00
		6		SAEID I Hashem	-	1	1	2	0.00
		2		SALIL Ali Said	-	-	2	2	0.00
		4		ELKELABE Zuhair M	-	-	1	1	0.00
		11		EMHEMED SALEM Salem	-	-	1	1	0.00
		7		M SUSAEN Gama	-	-	1	1	0.00
		12		ZAITUNI Abdulhakim H	-	1	-	1	0.00
		3		ALMEDNENE Mousbah A M	-	-	-	-	
		5		ELGHASHIR Abulgasem	-	-	-	-	
		13		MANSUR Salem	-	-	-	-	
		Total Team			-	2	14	16	0.00

Team	Opponent Errors & Team Faults	13	5

Legend:									
Rk	Rank	Succ	Successes	Cont	Continues	Succ %	Success %	Avg	Average per set

PROVISIONAL




Match No 33  
Start Time: 13:30


IRI vs LBA  
2 vs 0


Spectators:

Team	Sets	1	2	3	4	5	Total
IRI	2	25	25	0			50
LBA	0	7	8	0			15
	Minutes	13	0				13

## LBA · Libyan Arab Jamahiriya

Non-Scoring Diggers		Rk	No	Name	Exc	Faults	Cont	Total	Avg
	1	9	ABDELGADER SALEH Saleh Ibrahim	4	4	1	9	2.00	
	2	4	ELKELABE Zuhair M	2	-	1	3	1.00	
	3	7	M SUSAEN Gama	1	1	3	5	0.50	
	6		SAEID I Hashem	1	2	-	3	0.50	
	11		EMHEMED SALEM Salem	1	-	-	1	0.50	
	6	10	ABUSETIN Mustafa	-	2	1	3	0.00	
	2		SALIL Ali Said	-	1	1	2	0.00	
	8		ALAGURI Salah	-	-	-	-	-	
	3		ALMEDNENE Mousbah A M	-	-	-	-	-	
	5		ELGHASHIR Abulgasem	-	-	-	-	-	
	13		MANSUR Salem	-	-	-	-	-	
	12		ZAITUNI Abdulhakim H	-	-	-	-	-	
	Total Team				9	10	7	26	4.50

Non-Scoring Setters		Rk	No	Name	Exc	Faults	Cont	Total	Avg
	1	10	ABUSETIN Mustafa	1	-	5	6	0.50	
	2	8	ALAGURI Salah	-	1	9	10	0.00	
	9		ABDELGADER SALEH Saleh Ibrahim	-	-	4	4	0.00	
	2		SALIL Ali Said	-	-	3	3	0.00	
	6		SAEID I Hashem	-	-	2	2	0.00	
	11		EMHEMED SALEM Salem	-	-	1	1	0.00	
	7		M SUSAEN Gama	-	-	1	1	0.00	
	3		ALMEDNENE Mousbah A M	-	-	-	-	-	
	5		ELGHASHIR Abulgasem	-	-	-	-	-	
	4		ELKELABE Zuhair M	-	-	-	-	-	
	13		MANSUR Salem	-	-	-	-	-	
	12		ZAITUNI Abdulhakim H	-	-	-	-	-	
	Total Team				1	1	25	27	0.50

Non-Scoring Receivers		Rk	No	Name	Exc	Faults	Cont	Total	Eff %
	1	9	ABDELGADER SALEH Saleh Ibrahim	7	3	1	11	36.36	
	2		SALIL Ali Said	5	1	2	8		
	10		ABUSETIN Mustafa	2	1	4	7		
	4		ELKELABE Zuhair M	3	-	1	4		
	7		M SUSAEN Gama	2	1	-	3		
	8		ALAGURI Salah	1	-	1	2		
	6		SAEID I Hashem	1	-	1	2		
	11		EMHEMED SALEM Salem	-	-	1	1		
	12		ZAITUNI Abdulhakim H	-	1	-	1		
	3		ALMEDNENE Mousbah A M	-	-	-	-		
	5		ELGHASHIR Abulgasem	-	-	-	-		
	13		MANSUR Salem	-	-	-	-		
	Total Team				21	7	11	39	35.90

Limit

25.00%

Legend:

Rk Rank Exc Excellent Cont Continues Eff % Efficiency % Avg Average per set

PROVISIONAL

PRNVS0000013F.00073 00102614:58V010

Match No: 33  
Start Time: 13:30

IRI vs LBA  
3 vs 0

Spectators: 2150

Team	Sets	1	2	3	Total
IRI	3	25	25	25	75
LBA	0	7	8	7	22
	Minutes	13	16	14	43

Referees: KARADI Gabor (HUN) & SOLVANG Jan Otto (NOR)

IRI Islamic Republic of Iran							LBA Libyan Arab Jamahiriya								
No	Name	1	2	3	4	5	Pts	No	Name	1	2	3	4	5	Pts
1	ESHAGHI Ali	■	□	■			6	2	SALIL Ali Said	■	■	■			
2	RAHIMI Mohammadreza		■				3	3	ALMEDNENE Mousbah A M						
3	PEIDAYESH Reza	■					2	4	ELKELABE Zuhair M	□		■			1
4	KASHFIA Ali	■	■	■			5	5	ELGHASHIR Abulgasem						
5	SOLEIMANI Majid	■	■	■			11	6	SAEID I Hashem	■	□	■			1
6	GOLKAR AZGHANDI Ali		■				2	7	M SUSAEN Gama	■	□				
7	L ASHOURI Farshid	L	L	L				8	ALAGURI Salah	■	■	■			
8	EIMERI Jalil				■		4	9	ABDELGADER SALEH Saleh Ibrahim	■	■	■			2
9	ZIRAH I Isa	■	□				14	10	ABUSETIN Mustafa	■	■	■			
10	FIROUZI Parviz		■	■			7	11	EMHEMED SALEM Salem		■	■			
11	SALAVATIAN Aliakbar		■				4	12	ZAITUNI Abdulhakim H		■	■			
12	BEHRAVAN Hojat	■		■			4	13	MANSUR Salem	□	■				
<b>Head Coach:</b> REZAEIGARKANI Hadi							<b>Head Coach:</b> NOUH Ramdans								
<b>Assistant:</b> DAVALLOO Abdol Jabbar							<b>Assistant:</b> ABDUSSALAM Mohamad								

## TEAM AND PLAYER PERFORMANCES

Won	Total Atts	No	Name	Scoring Skills	Won	Total Atts	No	Name
41	68	Total Team		Attack	4	48	Total Team	
11	12	9	ZIRAH I Isa		2	10	9	ABDELGADER SALEH Saleh Ibrahim
5	10	10	FIROUZI Parviz		1	6	4	ELKELABE Zuhair M
4	5	12	BEHRAVAN Hojat		1	8	6	SAEID I Hashem
6	15	Total Team		Block	29		Total Team	
2	5	5	SOLEIMANI Majid					
2	4	9	ZIRAH I Isa					
2	2	11	SALAVATIAN Aliakbar	Serve	23		Total Team	
15	74	Total Team						
6	15	5	SOLEIMANI Majid					
3	15	1	ESHAGHI Ali	Opp Error	18		Total Team	
2	10	4	KASHFIA Ali					
13		Total Team		Total	22	100	Total Team	
75	157	Total Team						
14	14	9	ZIRAH I Isa	Best Scorer	2	2	9	ABDELGADER SALEH Saleh Ibrahim

### Legend:

■ Starting line-up      □ Substitute      nn Team Captain      □ Substitution libero  
 Pts Points scored      L Libero Player      Opp Opponent      Atts Attempts

PRNVS00000140.00083 00102615:02V010


Match No 33  
Start Time: 13:30


IRI vs LBA  
3 vs 0

Spectators: 2150

Team	Sets	1	2	3	Total
IRI	3	25	25	25	75
LBA	0	7	8	7	22
	Minutes	13	16	14	43

## IRI - Islamic Republic of Iran

Scoring Attackers		Rk	No	Name	Succ	Faults	Cont	Total	Succ %
	1	9	ZIRAH I Isa	11	1	-	12	91.67	
	2	4	KASHFIA Ali	3	3	5	11	27.27	
		10	FIROUZI Parviz	5	2	3	10		
		5	SOLEIMANI Majid	3	-	3	6		
		12	BEHRAVAN Hojat	4	1	-	5		
		1	ESHAGHI Ali	3	-	2	5		
		2	RAHIMI Mohammadreza	3	-	2	5		
		6	GOLKAR AZGHANDI Ali	2	1	1	4		
		11	SALAVATIAN Aliakbar	2	-	2	4		
		8	EIMERI Jalil	3	-	-	3		
		3	PEIDAYESH Reza	2	-	1	3		
		7	ASHOURI Farshid	-	-	-	-		
	Limit	15.00%							
	Total Team				41	8	19	68	60.29

Scoring Blockers		Rk	No	Name	Succ	Faults	Cont	Total	Avg
	1	5	SOLEIMANI Majid	2	1	2	5	0.67	
		9	ZIRAH I Isa	2	-	2	4	0.67	
		11	SALAVATIAN Aliakbar	2	-	-	2	0.67	
	4	6	GOLKAR AZGHANDI Ali	-	-	2	2	0.00	
		1	ESHAGHI Ali	-	-	1	1	0.00	
		10	FIROUZI Parviz	-	-	1	1	0.00	
		7	ASHOURI Farshid	-	-	-	-		
		12	BEHRAVAN Hojat	-	-	-	-		
		8	EIMERI Jalil	-	-	-	-		
		4	KASHFIA Ali	-	-	-	-		
		3	PEIDAYESH Reza	-	-	-	-		
		2	RAHIMI Mohammadreza	-	-	-	-		
	Total Team				6	1	8	15	2.00

Scoring Servers		Rk	No	Name	Succ	Faults	Cont	Total	Avg
	1	5	SOLEIMANI Majid	6	1	8	15	2.00	
	2	1	ESHAGHI Ali	3	-	12	15	1.00	
	3	4	KASHFIA Ali	2	1	7	10	0.67	
		10	FIROUZI Parviz	2	-	5	7	0.67	
	5	8	EIMERI Jalil	1	1	2	4	0.33	
		9	ZIRAH I Isa	1	1	1	3	0.33	
	7	12	BEHRAVAN Hojat	-	1	9	10	0.00	
		6	GOLKAR AZGHANDI Ali	-	-	3	3	0.00	
		3	PEIDAYESH Reza	-	-	3	3	0.00	
		11	SALAVATIAN Aliakbar	-	-	3	3	0.00	
		2	RAHIMI Mohammadreza	-	-	1	1	0.00	
		7	ASHOURI Farshid	-	-	-	-		
	Total Team				15	5	54	74	5.00

Team	Opponent Errors & Team Faults	13	4
------	-------------------------------	----	---

Legend:									
Rk	Rank	Succ	Successes	Cont	Continues	Succ %	Success %	Avg	Average per set


Match No 33  
Start Time: 13:30


IRI vs LBA  
3 vs 0


Spectators: 2150

Team	Sets	1	2	3	Total
IRI	3	25	25	25	75
LBA	0	7	8	7	22
	Minutes	13	16	14	43

## IRI - Islamic Republic of Iran

Non-Scoring Diggers		Rk	No	Name	Exc	Faults	Cont	Total	Avg
		1	3	PEIDAYESH Reza	7	-	1	8	2.33
		2	8	EIMERI Jalil	6	-	-	6	2.00
		3	4	KASHFIA Ali	5	1	-	6	1.67
		4	9	ZIRAH I Isa	4	-	2	6	1.33
		5	5	SOLEIMANI Majid	4	-	-	4	1.33
		6	6	GOLKAR AZGHANDI Ali	3	1	1	5	1.00
		1	1	ESHAGHI Ali	3	1	-	4	1.00
		12	12	BEHRVAN Hojat	3	-	-	3	1.00
		10	10	FIROUZI Parviz	3	-	-	3	1.00
		10	2	RAHIMI Mohammadreza	2	-	1	3	0.67
		11	11	SALAVATIAN Aliakbar	2	-	-	2	0.67
	7	7	ASHOURI Farshid	-	-	-	-	-	
Total Team					42	3	5	50	14.00

Non-Scoring Setters		Rk	No	Name	Exc	Faults	Cont	Total	Avg
		1	4	KASHFIA Ali	11	-	7	18	3.67
		2	12	BEHRVAN Hojat	5	1	5	11	1.67
		1	1	ESHAGHI Ali	5	-	2	7	1.67
		4	2	RAHIMI Mohammadreza	3	-	1	4	1.00
		5	5	SOLEIMANI Majid	2	-	1	3	0.67
		6	11	SALAVATIAN Aliakbar	1	-	6	7	0.33
		8	8	EIMERI Jalil	1	-	1	2	0.33
		10	10	FIROUZI Parviz	1	-	1	2	0.33
		6	6	GOLKAR AZGHANDI Ali	1	-	1	2	0.33
		9	9	ZIRAH I Isa	1	-	1	2	0.33
		3	3	PEIDAYESH Reza	1	-	-	1	0.33
	7	7	ASHOURI Farshid	-	-	-	-	-	
Total Team					32	1	26	59	10.67

Non-Scoring Receivers		Rk	No	Name	Exc	Faults	Cont	Total	Eff %
		1	5	SOLEIMANI Majid	6	-	-	6	100.0
		12	12	BEHRVAN Hojat	5	-	-	5	100.0
		10	10	FIROUZI Parviz	3	-	-	3	-
		1	1	ESHAGHI Ali	1	-	-	1	-
		4	4	KASHFIA Ali	1	-	-	1	-
		2	2	RAHIMI Mohammadreza	1	-	-	1	-
		11	11	SALAVATIAN Aliakbar	1	-	-	1	-
		7	7	ASHOURI Farshid	-	-	-	-	-
		8	8	EIMERI Jalil	-	-	-	-	-
		6	6	GOLKAR AZGHANDI Ali	-	-	-	-	-
		3	3	PEIDAYESH Reza	-	-	-	-	-
	9	9	ZIRAH I Isa	-	-	-	-	-	
Total Team					18	-	-	18	100.0

Limit

25.00%

Legend:

Rk Rank      Exc Excellent      Cont Continues      Eff % Efficiency %      Avg Average per set


Match No 33  
Start Time: 13:30

IRI vs LBA  
3 vs 0


Spectators: 2150

Team	Sets	1	2	3	Total
IRI	3	25	25	25	75
LBA	0	7	8	7	22
	Minutes	13	16	14	43

## LBA · Libyan Arab Jamahiriya

Scoring Attackers		Rk	No	Name	Succ	Faults	Cont	Total	Succ %
	1	9	ABDELGADER SALEH Saleh Ibrahim	2	2	6	10	20.00	
		10	ABUSETIN Mustafa	-	1	8	9		
		6	SAEID I Hashem	1	-	7	8		
		4	ELKELABE Zuhair M	1	1	4	6		
		11	EMHEMED SALEM Salem	-	2	2	4		
		8	ALAGURI Salah	-	2	1	3		
		7	M SUSAEN Gama	-	1	2	3		
		13	MANSUR Salem	-	1	2	3		
		2	SALIL Ali Said	-	1	-	1		
		12	ZAITUNI Abdulhakim H	-	-	1	1		
		3	ALMEDNENE Mousbah A M	-	-	-	-		
		5	ELGHASHIR Abulgasem	-	-	-	-		
	Limit 15.00%	Total Team		4	11	33	48	8.33	

Scoring Blockers		Rk	No	Name	Succ	Faults	Cont	Total	Avg
	1	8	ALAGURI Salah	-	4	1	5	0.00	
		9	ABDELGADER SALEH Saleh Ibrahim	-	3	1	4	0.00	
		10	ABUSETIN Mustafa	-	1	3	4	0.00	
		13	MANSUR Salem	-	3	1	4	0.00	
		6	SAEID I Hashem	-	3	1	4	0.00	
		7	M SUSAEN Gama	-	1	2	3	0.00	
		2	SALIL Ali Said	-	3	-	3	0.00	
		4	ELKELABE Zuhair M	-	-	1	1	0.00	
		12	ZAITUNI Abdulhakim H	-	-	1	1	0.00	
		3	ALMEDNENE Mousbah A M	-	-	-	-		
		5	ELGHASHIR Abulgasem	-	-	-	-		
		11	EMHEMED SALEM Salem	-	-	-	-		
Total Team		-	18	11	29	0.00			

Scoring Servers		Rk	No	Name	Succ	Faults	Cont	Total	Avg
	1	9	ABDELGADER SALEH Saleh Ibrahim	-	-	5	5	0.00	
		10	ABUSETIN Mustafa	-	-	3	3	0.00	
		8	ALAGURI Salah	-	-	3	3	0.00	
		6	SAEID I Hashem	-	1	2	3	0.00	
		2	SALIL Ali Said	-	-	3	3	0.00	
		4	ELKELABE Zuhair M	-	1	1	2	0.00	
		11	EMHEMED SALEM Salem	-	-	2	2	0.00	
		7	M SUSAEN Gama	-	-	1	1	0.00	
		12	ZAITUNI Abdulhakim H	-	1	-	1	0.00	
		3	ALMEDNENE Mousbah A M	-	-	-	-		
		5	ELGHASHIR Abulgasem	-	-	-	-		
		13	MANSUR Salem	-	-	-	-		
	Total Team		-	3	20	23	0.00		

Team	Opponent Errors & Team Faults	18	13
------	-------------------------------	----	----

Legend:									
Rk	Rank	Succ	Successes	Cont	Continues	Succ %	Success %	Avg	Average per set


Match No 33  
Start Time: 13:30


IRI vs LBA  
3 vs 0


Spectators: 2150

Team	Sets	1	2	3	Total
IRI	3	25	25	25	75
LBA	0	7	8	7	22
	Minutes	13	16	14	43

## LBA · Libyan Arab Jamahiriya

Non-Scoring Diggers		Rk	No	Name	Exc	Faults	Cont	Total	Avg
	1	9	ABDELGADER SALEH Saleh Ibrahim	4	7	1	12	1.33	
	2	4	ELKELABE Zuhair M	2	-	1	3	0.67	
	3	7	M SUSAEN Gama	1	1	3	5	0.33	
	6	SAEID I Hashem	1	3	1	5	0.33		
	8	ALAGURI Salah	1	2	-	3	0.33		
	11	EMHEMED SALEM Salem	1	-	-	1	0.33		
	7	2	SALIL Ali Said	-	4	3	7	0.00	
	10	ABUSETIN Mustafa	-	2	1	3	0.00		
	3	ALMEDNENE Mousbah A M	-	-	-	-	-		
	5	ELGHASHIR Abulgasem	-	-	-	-	-		
	13	MANSUR Salem	-	-	-	-	-		
	12	ZAITUNI Abdulhakim H	-	-	-	-	-		
	Total Team				10	19	10	39	3.33

Non-Scoring Setters		Rk	No	Name	Exc	Faults	Cont	Total	Avg
	1	10	ABUSETIN Mustafa	1	-	5	6	0.33	
	9	ABDELGADER SALEH Saleh Ibrahim	1	-	4	5	0.33		
	3	8	ALAGURI Salah	-	1	9	10	0.00	
	2	2	SALIL Ali Said	-	-	5	5	0.00	
	11	EMHEMED SALEM Salem	-	-	4	4	0.00		
	6	SAEID I Hashem	-	-	4	4	0.00		
	4	ELKELABE Zuhair M	-	1	1	2	0.00		
	7	M SUSAEN Gama	-	1	1	1	0.00		
	3	ALMEDNENE Mousbah A M	-	-	-	-	-		
	5	ELGHASHIR Abulgasem	-	-	-	-	-		
	13	MANSUR Salem	-	-	-	-	-		
	12	ZAITUNI Abdulhakim H	-	-	-	-	-		
	Total Team				2	2	33	37	0.67

Non-Scoring Receivers		Rk	No	Name	Exc	Faults	Cont	Total	Eff %
	1	9	ABDELGADER SALEH Saleh Ibrahim	9	3	6	18	33.33	
	2	SALIL Ali Said	7	2	5	14			
	10	ABUSETIN Mustafa	2	2	4	8			
	4	ELKELABE Zuhair M	4	-	1	5			
	8	ALAGURI Salah	1	-	3	4			
	6	SAEID I Hashem	2	-	2	4			
	11	EMHEMED SALEM Salem	-	-	3	3			
	7	M SUSAEN Gama	2	1	-	3			
	12	ZAITUNI Abdulhakim H	-	1	-	1			
	3	ALMEDNENE Mousbah A M	-	-	-	-			
	5	ELGHASHIR Abulgasem	-	-	-	-			
	13	MANSUR Salem	-	-	-	-			
	Total Team				27	9	24	60	30.00

Limit

25.00%

Legend:									
Rk	Rank	Exc	Excellent	Cont	Continues	Eff %	Efficiency %	Avg	Average per set





PRNVS00000141.00084A 00102615:04V050

## IRI · Islamic Republic of Iran

After 6 Matches

Scoring Attackers	No	Name	MP	SP	Succ	Faults	Cont	Total	Succ %
	1	ESHAGHI Ali	6	18	6	-	9	15	40.00
	2	RAHIMI Mohammadreza	6	18	13	6	26	45	28.89
	3	PEIDAYESH Reza	6	18	26	12	14	52	50.00
	4	KASHFIA Ali	6	18	8	4	15	27	29.63
	5	SOLEIMANI Majid	6	18	21	8	40	69	30.43
	6	GOLKAR AZGHANDI Ali	6	18	20	13	31	64	31.25
	7	ASHOURI Farshid	6	18	-	-	1	1	0.00
	8	EIMERI Jalil	6	18	18	2	31	51	35.29
	9	ZIRAH I Isa	6	18	19	6	8	33	57.58
	10	FIROUZI Parviz	6	18	27	18	42	87	31.03
	11	SALAVATIAN Aliakbar	6	18	10	2	19	31	32.26
	12	BEHRAVAN Hojat	6	18	30	11	27	68	44.12
	Team Totals		6	18	198	82	264	544	36.40

Scoring Blockers	No	Name	MP	SP	Succ	Faults	Cont	Total	Avg
	1	ESHAGHI Ali	6	18	3	3	5	11	0.17
	2	RAHIMI Mohammadreza	6	18	2	3	15	20	0.11
	3	PEIDAYESH Reza	6	18	3	6	9	18	0.17
	4	KASHFIA Ali	6	18	2	2	7	11	0.11
	5	SOLEIMANI Majid	6	18	9	8	18	35	0.50
	6	GOLKAR AZGHANDI Ali	6	18	1	7	19	27	0.06
	7	ASHOURI Farshid	6	18	-	-	-	-	0.00
	8	EIMERI Jalil	6	18	4	8	6	18	0.22
	9	ZIRAH I Isa	6	18	4	4	6	14	0.22
	10	FIROUZI Parviz	6	18	10	7	15	32	0.56
	11	SALAVATIAN Aliakbar	6	18	6	8	12	26	0.33
	12	BEHRAVAN Hojat	6	18	7	8	12	27	0.39
	Team Totals		6	18	51	64	124	239	2.83

Scoring Servers	No	Name	MP	SP	Succ	Faults	Cont	Total	Avg
	1	ESHAGHI Ali	6	18	6	1	31	38	0.33
	2	RAHIMI Mohammadreza	6	18	6	-	25	31	0.33
	3	PEIDAYESH Reza	6	18	1	-	27	28	0.06
	4	KASHFIA Ali	6	18	2	2	28	32	0.11
	5	SOLEIMANI Majid	6	18	14	2	49	65	0.78
	6	GOLKAR AZGHANDI Ali	6	18	8	2	37	47	0.44
	7	ASHOURI Farshid	6	18	-	-	-	-	0.00
	8	EIMERI Jalil	6	18	5	2	30	37	0.28
	9	ZIRAH I Isa	6	18	6	3	15	24	0.33
	10	FIROUZI Parviz	6	18	3	3	31	37	0.17
	11	SALAVATIAN Aliakbar	6	18	2	2	38	42	0.11
	12	BEHRAVAN Hojat	6	18	6	2	51	59	0.33
	Team Totals		6	18	59	19	362	440	3.28

Team	Opponent Errors & Team Faults	142	34
------	-------------------------------	-----	----

<b>Legend:</b>							
Succ	Successes	Cont	Continues	Succ %	Success %	Avg	Average per set
MP	Matches Played						
SP	Team Sets Played						

## IRI · Islamic Republic of Iran

After 6 Matches

Non-Scoring Diggers	No	Name	MP	SP	Exc	Faults	Cont	Total	Avg
	1	ESHAGHI Ali	6	18	14	2	1	17	0.78
	2	RAHIMI Mohammadreza	6	18	27	6	6	39	1.50
	3	PEIDAYESH Reza	6	18	12	2	8	22	0.67
	4	KASHFIA Ali	6	18	11	2	-	13	0.61
	5	SOLEIMANI Majid	6	18	32	4	9	45	1.78
	6	GOLKAR AZGHANDI Ali	6	18	31	7	9	47	1.72
	7	ASHOURI Farshid	6	18	27	4	6	37	1.50
	8	EIMERI Jalil	6	18	34	5	8	47	1.89
	9	ZIRAH I Isa	6	18	10	2	4	16	0.56
	10	FIROUZI Parviz	6	18	21	5	8	34	1.17
	11	SALAVATIAN Aliakbar	6	18	16	1	2	19	0.89
	12	BEHRAVAN Hojat	6	18	23	3	10	36	1.28
	Team Totals		6	18	258	43	71	372	14.33

Non-Scoring Setters	No	Name	MP	SP	Exc	Faults	Cont	Total	Avg
	1	ESHAGHI Ali	6	18	16	1	12	29	0.89
	2	RAHIMI Mohammadreza	6	18	29	1	56	86	1.61
	3	PEIDAYESH Reza	6	18	1	-	4	5	0.06
	4	KASHFIA Ali	6	18	22	-	37	59	1.22
	5	SOLEIMANI Majid	6	18	12	-	30	42	0.67
	6	GOLKAR AZGHANDI Ali	6	18	25	-	42	67	1.39
	7	ASHOURI Farshid	6	18	-	-	4	4	0.00
	8	EIMERI Jalil	6	18	16	-	43	59	0.89
	9	ZIRAH I Isa	6	18	3	-	5	8	0.17
	10	FIROUZI Parviz	6	18	6	1	11	18	0.33
	11	SALAVATIAN Aliakbar	6	18	14	1	28	43	0.78
	12	BEHRAVAN Hojat	6	18	9	1	21	31	0.50
	Team Totals		6	18	153	5	293	451	8.50

Non-Scoring Receivers	No	Name	MP	SP	Exc	Faults	Cont	Total	Eff %
	1	ESHAGHI Ali	6	18	3	-	2	5	60.00
	2	RAHIMI Mohammadreza	6	18	16	-	3	19	84.21
	3	PEIDAYESH Reza	6	18	3	-	-	3	100.0
	4	KASHFIA Ali	6	18	4	-	-	4	100.0
	5	SOLEIMANI Majid	6	18	22	-	6	28	78.57
	6	GOLKAR AZGHANDI Ali	6	18	12	-	3	15	80.00
	7	ASHOURI Farshid	6	18	37	2	9	48	72.92
	8	EIMERI Jalil	6	18	17	1	1	19	84.21
	9	ZIRAH I Isa	6	18	2	-	4	6	33.33
	10	FIROUZI Parviz	6	18	26	1	7	34	73.53
	11	SALAVATIAN Aliakbar	6	18	9	-	1	10	90.00
	12	BEHRAVAN Hojat	6	18	22	1	2	25	84.00
	Team Totals		6	18	173	5	38	216	77.78

Legend:

Exc	Excellent	Cont	Continues	Exc %	Efficiency %	Avg	Average per set	MP	Matches Played
SP	Team Sets Played								


PRNVS00000142.00084A 00102615:05V050

## LBA · Libyan Arab Jamahiriya

After 6 Matches

Scoring Attackers		No	Name	MP	SP	Succ	Faults	Cont	Total	Succ %
		2	SALIL Ali Said	6	21	12	14	31	57	21.05
		3	ALMEDNENE Mousbah A M	6	21	1	2	1	4	25.00
		4	ELKELABE Zuhair M	6	21	12	12	29	53	22.64
		5	ELGHASHIR Abulgasem	6	21	1	-	-	1	100.0
		6	SAEID I Hashem	6	21	13	10	41	64	20.31
		7	M SUSAEN Gama	6	21	-	2	8	10	0.00
		8	ALAGURI Salah	6	21	13	13	22	48	27.08
		9	ABDELGADER SALEH Saleh Ibrahim	6	21	12	19	51	82	14.63
		10	ABUSETIN Mustafa	6	21	10	7	44	61	16.39
		11	EMHEMED SALEM Salem	6	21	1	7	14	22	4.55
		12	ZAITUNI Abdulhakim H	5	21	-	2	3	5	0.00
		13	MANSUR Salem	6	21	1	4	6	11	9.09
		<b>Team Totals</b>	6	21	76	92	250	418	18.18	

Scoring Blockers		No	Name	MP	SP	Succ	Faults	Cont	Total	Avg
		2	SALIL Ali Said	6	21	2	5	14	21	0.10
		3	ALMEDNENE Mousbah A M	6	21	-	1	-	1	0.00
		4	ELKELABE Zuhair M	6	21	4	3	9	16	0.19
		5	ELGHASHIR Abulgasem	6	21	-	-	-	-	0.00
		6	SAEID I Hashem	6	21	1	9	12	22	0.05
		7	M SUSAEN Gama	6	21	1	3	2	6	0.05
		8	ALAGURI Salah	6	21	2	11	5	18	0.10
		9	ABDELGADER SALEH Saleh Ibrahim	6	21	2	10	10	22	0.10
		10	ABUSETIN Mustafa	6	21	2	15	12	29	0.10
		11	EMHEMED SALEM Salem	6	21	-	3	4	7	0.00
		12	ZAITUNI Abdulhakim H	5	21	1	1	1	3	0.05
		13	MANSUR Salem	6	21	2	6	5	13	0.10
		<b>Team Totals</b>	6	21	17	67	74	158	0.81	


Scoring Servers		No	Name	MP	SP	Succ	Faults	Cont	Total	Avg
		2	SALIL Ali Said	6	21	3	-	45	48	0.14
		3	ALMEDNENE Mousbah A M	6	21	-	1	1	2	0.00
		4	ELKELABE Zuhair M	6	21	3	3	42	48	0.14
		5	ELGHASHIR Abulgasem	6	21	-	-	-	-	0.00
		6	SAEID I Hashem	6	21	7	3	41	51	0.33
		7	M SUSAEN Gama	6	21	-	1	13	14	0.00
		8	ALAGURI Salah	6	21	2	1	32	35	0.10
		9	ABDELGADER SALEH Saleh Ibrahim	6	21	1	1	47	49	0.05
		10	ABUSETIN Mustafa	6	21	3	8	51	62	0.14
		11	EMHEMED SALEM Salem	6	21	3	3	13	19	0.14
		12	ZAITUNI Abdulhakim H	5	21	-	1	-	1	0.00
		13	MANSUR Salem	6	21	-	1	2	3	0.00
		<b>Team Totals</b>	6	21	22	23	287	332	1.05	


Team	Opponent Errors & Team Faults	214	106
------	-------------------------------	-----	-----


Legend:									
Succ	Successes	Cont	Continues	Succ %	Success %	Avg	Average per set	MP	Matches Played
SP	Team Sets Played								

## LBA · Libyan Arab Jamahiriya

After 6 Matches

Non-Scoring Diggers		No	Name	MP	SP	Exc	Faults	Cont	Total	Avg
		2	SALIL Ali Said	6	21	12	20	30	62	0.57
		3	ALMEDNENE Mousbah A M	6	21	-	-	1	1	0.00
		4	ELKELABE Zuhair M	6	21	12	13	35	60	0.57
		5	ELGHASHIR Abulgasem	6	21	1	-	-	1	0.05
		6	SAEID I Hashem	6	21	6	23	29	58	0.29
		7	M SUSAEN Gama	6	21	1	4	15	20	0.05
		8	ALAGURI Salah	6	21	14	12	20	46	0.67
		9	ABDELGADER SALEH Saleh Ibrahim	6	21	14	30	43	87	0.67
		10	ABUSETIN Mustafa	6	21	10	17	49	76	0.48
		11	EMHEMED SALEM Salem	6	21	5	4	11	20	0.24
		12	ZAITUNI Abdulhakim H	5	21	-	2	2	4	0.00
		13	MANSUR Salem	6	21	1	3	9	13	0.05
			Team Totals		6	21	76	128	244	448

Non-Scoring Setters		No	Name	MP	SP	Exc	Faults	Cont	Total	Avg
		2	SALIL Ali Said	6	21	3	2	41	46	0.14
		3	ALMEDNENE Mousbah A M	6	21	-	-	1	1	0.00
		4	ELKELABE Zuhair M	6	21	7	4	30	41	0.33
		5	ELGHASHIR Abulgasem	6	21	-	-	2	2	0.00
		6	SAEID I Hashem	6	21	10	4	44	58	0.48
		7	M SUSAEN Gama	6	21	3	-	6	9	0.14
		8	ALAGURI Salah	6	21	4	3	43	50	0.19
		9	ABDELGADER SALEH Saleh Ibrahim	6	21	7	1	37	45	0.33
		10	ABUSETIN Mustafa	6	21	10	-	38	48	0.48
		11	EMHEMED SALEM Salem	6	21	-	1	13	14	0.00
		12	ZAITUNI Abdulhakim H	5	21	-	-	1	1	0.00
		13	MANSUR Salem	6	21	1	2	2	5	0.05
			Team Totals		6	21	45	17	258	320

Non-Scoring Receivers		No	Name	MP	SP	Exc	Faults	Cont	Total	Eff %
		2	SALIL Ali Said	6	21	36	5	12	53	58.49
		3	ALMEDNENE Mousbah A M	6	21	1	-	-	1	100.0
		4	ELKELABE Zuhair M	6	21	33	2	10	45	68.89
		5	ELGHASHIR Abulgasem	6	21	-	-	-	-	0.00
		6	SAEID I Hashem	6	21	26	5	9	40	52.50
		7	M SUSAEN Gama	6	21	11	3	4	18	44.44
		8	ALAGURI Salah	6	21	27	1	8	36	72.22
		9	ABDELGADER SALEH Saleh Ibrahim	6	21	55	5	17	77	64.94
		10	ABUSETIN Mustafa	6	21	45	9	21	75	48.00
		11	EMHEMED SALEM Salem	6	21	5	4	10	19	5.26
		12	ZAITUNI Abdulhakim H	5	21	-	3	-	3	-100.0
		13	MANSUR Salem	6	21	1	-	3	4	25.00
			Team Totals		6	21	240	37	94	371

Legend:

Exc	Excellent	Cont	Continues	Exc %	Efficiency %	Avg	Average per set	MP	Matches Played
SP	Team Sets Played								

PRNVS00000143.00051 00102615:56V02OC

Match No: 34  
Start Time: 16:00

FIN vs NED

First Referee: PLESNIK Janko (SLO)

Second Referee: PROBST Anton (GER)

## Finland (FIN)

No.	Name	Medical Class	Date of Birth	Tournament Totals				
				Attack	Block	Serve	Total	%
1	PYNNOENEN Allan	E	21 JUN 1952	6	1	1	8	3.43
2	HAENNINEN Keijo	E	6 OCT 1950	6	1	1	8	3.43
3	HEINO Jari (L)	E	31 MAY 1961	0	0	0	0	0.00
4	LAINE Jukka	E	10 JUL 1963	17	5	2	24	10.30
6	KAPIAINEN Petri	MD	2 JUL 1965	20	5	1	26	11.16
7	TERVO Sami	E	13 NOV 1965	1	0	3	4	1.72
8	MELANEN Lauri	MD	18 JAN 1963	35	4	5	44	18.88
9	TUOMINEN Veli-Matti	E	30 DEC 1953	23	8	7	38	16.31
10	PULLI Matti (C)	E	23 FEB 1956	20	8	0	28	12.02
11	VENAELAEINEN Olavi	E	16 DEC 1946	27	5	1	33	14.16
12	VISTBACKA Aulis	E	5 OCT 1958	10	5	5	20	8.58

Head Coach : VARE Timo

Results in these Paralympic Games

Round	Opponent	Result	Set Scores	Round	Opponent	Result	Set Scores
Preliminaries B	BIH	1-3	18-25,22-25,25-21,14-25	Preliminaries B	AUS	3-0	25- 9,25-12,25- 9
Preliminaries B	KOR	3-0	25-16,25-14,25-17	Preliminaries B	LBA	3-0	25- 7,25- 9,25- 4
				Preliminaries B	EGY	0-3	14-25,22-25,23-25

## Netherlands (NED)

No.	Name	Medical Class	Date of Birth	Tournament Totals				
				Attack	Block	Serve	Total	%
1	TOP Pieter	E	13 FEB 1959	33	14	3	50	22.94
3	AALDERS Henk	E	24 DEC 1955	31	4	4	39	17.89
4	OONK Alfred	E	10 JAN 1964	10	10	2	22	10.09
5	VENDERBOSCH Andre (L)	E	25 MAY 1967	0	0	0	0	0.00
6	OOMEN Harry	E	25 JUL 1960	1	0	0	1	0.46
7	DURGE Ron	E	17 JAN 1964	18	4	4	26	11.93
8	TIMMERMAN Edwin	E	11 NOV 1972	20	7	0	27	12.39
9	TIBBEN Stefan	MD	21 APR 1969	13	4	0	17	7.80
10	LIJSSEN Martin	E	25 AUG 1967	0	0	0	0	0.00
11	van der BROEK Edwin	E	28 JUL 1976	1	0	0	1	0.46
12	VERSTAPPEN Johan (C)	MD	15 APR 1970	16	11	4	31	14.22
14	REEKERS Johan	E	28 DEC 1957	2	0	2	4	1.83

Head Coach : JANSEN Kees

Results in these Paralympic Games

Round	Opponent	Result	Set Scores	Round	Opponent	Result	Set Scores
Preliminaries A	IRI	0-3	19-25,22-25,10-25	Preliminaries A	HUN	3-0	25-21,25-22,25-23
Preliminaries A	GER	0-3	14-25,19-25,21-25	Preliminaries A	USA	3-0	25-12,25- 7,25-13
				Preliminaries A	JPN	3-0	25-12,25-20,25-17

### Legend:

(C) Team Captain

(L) Libero Player

% Percent of total team scoring

E Eligible

MD Minimal Disability

FIRST REFERREE HAS BEEN CHANGED

**CORRECTED**



PRNVS00000144.00073 00102617:41V01P

THU 26 OCT 2000

P2

PAVILION 3

Match No: 34  
Start Time: 16:00

FIN vs NED  
2 vs 2

Spectators:

Team	Sets	1	2	3	4	5	Total
FIN	2	25	26	22	15	0	88
NED	2	22	24	25	25	0	96
	Minutes	24	25	22	0		71

Referees: PLESNIK Janko (SLO) & PROBST Anton (GER)

FIN - Finland							NED - Netherlands								
No	Name	1	2	3	4	5	Pts	No	Name	1	2	3	4	5	Pts
1	PYNNOENEN Allan	□	□	□	□			1	TOP Pieter	■	■	■	■		12
2	HAENNINEN Keijo	□			■		1	3 AALDERS Henk	■	■	■	■		16	
3	L HEINO Jari	L	L	L	L			4 OONK Alfred	■	■	■	■		7	
4	LAIN E Jukka	■	■	■	■		6	5 L VENDERBOSCH Andre	L	L	L	L			
6	KAPIAINEN Petri	□	□	□	□		3	6 OOMEN Harry	□						
7	TERVO Sami							7 DURGE Ron	■	■				3	
8	MELANEN Lauri	■	■	■	■		17	8 TIMMERMAN Edwin	■	■	■	■		6	
9	TUOMINEN Veli-Matti	■	■	■	■		13	9 TIBBEN Stefan	□	□	□			2	
10	PULLI Matti	■	■	■	■		10	10 LJJSS E Martin							
11	VENAELAEINEN Olavi	■	■	■	■		6	11 van der BROEK Edwin	□						
12	VISTBACKA Aulis	■	■	■	□		4	12 VERSTAPPEN Johan	■	■	■	■		7	
								14 REEKERS Johan	□	■	■	■		2	
<b>Head Coach:</b> VARE Timo							<b>Head Coach:</b> JANSEN Kees								
<b>Assistant:</b>							<b>Assistant:</b> BANFI Jozef								

### TEAM AND PLAYER PERFORMANCES

Won	Total Atts	No	Name	Scoring Skills	Won	Total Atts	No	Name
46	180	Total Team		Attack	40	171	Total Team	
15	54	8	MELANEN Lauri		14	50	3	AALDERS Henk
12	29	9	TUOMINEN Veli-Matti		8	32	1	TOP Pieter
7	31	10	PULLI Matti		6	24	12	VERSTAPPEN Johan
10	73	Total Team		Block	14	80	Total Team	
3	22	10	PULLI Matti		4	12	1	TOP Pieter
2	9	8	MELANEN Lauri		3	14	8	TIMMERMAN Edwin
2	6	11	VENAELAEINEN Olavi		2	13	3	AALDERS Henk
4	88	Total Team		Serve	1	96	Total Team	
1	21	4	LAIN E Jukka		1	15	12	VERSTAPPEN Johan
1	5	6	KAPIAINEN Petri					
1	17	9	TUOMINEN Veli-Matti					
28		Total Team		Opp Error	41		Total Team	
88	341	Total Team			96	347	Total Team	
17	17	8	MELANEN Lauri		<b>Best Scorer</b>	16	16	3

Jury President:  
Signature:

**Legend:**

■ Starting line-up      □ Substitute      nn Team Captain      L Substitute libero  
Pts Points scored      L Libero Player      Opp Opponent      Atts Attempts

PRNVS00000145.00083 00102617:41V01P


Match No 34  
Start Time: 16:00


FIN vs NED  
2 2


Spectators:

Team	Sets	1	2	3	4	5	Total
FIN	2	25	26	22	15	0	88
NED	2	22	24	25	25	0	96
	Minutes	24	25	22	0		71

## FIN · Finland

Scoring Attackers		Rk	No	Name	Succ	Faults	Cont	Total	Succ %	
		1	9	TUOMINEN Veli-Matti	12	8	9	29	41.38	
		2	8	MELANEN Lauri	15	7	32	54	27.78	
		3	10	PULLI Matti	7	4	20	31	22.58	
		11		VENAELAEINEN Olavi	3	10	11	24		
		4		LAINE Jukka	5	-	12	17		
		6		KAPIAINEN Petri	1	2	6	9		
		12		VISTBACKA Aulis	2	2	5	9		
		2		HAENNINEN Keijo	1	1	5	7		
		3		HEINO Jari	-	-	-	-		
		1		PYNNOENEN Allan	-	-	-	-		
		7		TERVO Sami	-	-	-	-		
	Limit 15.00%		Total Team			46	34	100	180	25.56

Scoring Blockers		Rk	No	Name	Succ	Faults	Cont	Total	Avg
		1	10	PULLI Matti	3	6	13	22	0.75
		2	8	MELANEN Lauri	2	5	2	9	0.50
		12		VISTBACKA Aulis	2	3	4	9	0.50
		11		VENAELAEINEN Olavi	2	1	3	6	0.50
		5	6	KAPIAINEN Petri	1	-	2	3	0.25
		6	9	TUOMINEN Veli-Matti	-	6	8	14	0.00
		4		LAINE Jukka	-	1	6	7	0.00
		2		HAENNINEN Keijo	-	-	2	2	0.00
		1		PYNNOENEN Allan	-	1	-	1	0.00
		3		HEINO Jari	-	-	-	-	
	7		TERVO Sami	-	-	-	-		
	Total Team			10	23	40	73	2.50	

Scoring Servers		Rk	No	Name	Succ	Faults	Cont	Total	Avg
		1	4	LAINE Jukka	1	-	20	21	0.25
			9	TUOMINEN Veli-Matti	1	1	15	17	0.25
			11	VENAELAEINEN Olavi	1	-	10	11	0.25
			6	KAPIAINEN Petri	1	1	3	5	0.25
		5	8	MELANEN Lauri	-	-	18	18	0.00
			10	PULLI Matti	-	1	6	7	0.00
			2	HAENNINEN Keijo	-	-	6	6	0.00
			12	VISTBACKA Aulis	-	1	2	3	0.00
			3	HEINO Jari	-	-	-	-	
			1	PYNNOENEN Allan	-	-	-	-	
			7	TERVO Sami	-	-	-	-	
		Total Team			4	4	80	88	1.00

Team	Opponent Errors & Team Faults	28	11
------	-------------------------------	----	----

Legend:									
Rk	Rank	Succ	Successes	Cont	Continues	Succ %	Success %	Avg	Average per set

Match No 34  
Start Time: 16:00


FIN vs NED  
2 2


Spectators:

Team	Sets	1	2	3	4	5	Total
FIN	2	25	26	22	15	0	88
NED	2	22	24	25	25	0	96
	Minutes	24	25	22	0		71

## FIN · Finland

Non-Scoring Diggers		Rk	No	Name	Exc	Faults	Cont	Total	Avg
		1	11	VENAELAEINEN Olavi	12	4	11	27	3.00
		2	10	PULLI Matti	11	3	10	24	2.75
			9	TUOMINEN Veli-Matti	11	1	9	21	2.75
		4	3	HEINO Jari	9	2	4	15	2.25
		5	4	LAINE Jukka	7	4	9	20	1.75
		6	12	VISTBACKA Aulis	6	2	4	12	1.50
		7	1	PYNNOENEN Allan	4	1	-	5	1.00
		8	8	MELANEN Lauri	2	1	5	8	0.50
		9	2	HAENNINEN Keijo	1	2	4	7	0.25
		6	6	KAPIAINEN Petri	1	1	-	2	0.25
	7	7	TERVO Sami	-	-	-	-		
Total Team					64	21	56	141	16.00

Non-Scoring Setters		Rk	No	Name	Exc	Faults	Cont	Total	Avg
		1	10	PULLI Matti	13	-	45	58	3.25
		2	4	LAINE Jukka	11	1	23	35	2.75
		3	2	HAENNINEN Keijo	2	-	1	3	0.50
		4	6	KAPIAINEN Petri	1	-	5	6	0.25
			11	VENAELAEINEN Olavi	1	-	4	5	0.25
			1	PYNNOENEN Allan	1	-	-	1	0.25
		7	8	MELANEN Lauri	-	1	10	11	0.00
			12	VISTBACKA Aulis	-	-	5	5	0.00
			9	TUOMINEN Veli-Matti	-	-	2	2	0.00
		3	3	HEINO Jari	-	-	-	-	
	7	7	TERVO Sami	-	-	-	-		
Total Team					29	2	95	126	7.25

Non-Scoring Receivers		Rk	No	Name	Exc	Faults	Cont	Total	Eff %
			4	LAINE Jukka	14	-	3	17	
			3	HEINO Jari	11	1	4	16	
			11	VENAELAEINEN Olavi	15	-	-	15	
			12	VISTBACKA Aulis	10	-	2	12	
			1	PYNNOENEN Allan	4	-	2	6	
			8	MELANEN Lauri	4	-	1	5	
			10	PULLI Matti	4	-	1	5	
			9	TUOMINEN Veli-Matti	4	-	1	5	
			2	HAENNINEN Keijo	2	-	2	4	
			6	KAPIAINEN Petri	-	-	-	-	
		7	TERVO Sami	-	-	-	-		
Total Team					68	1	16	85	78.82

Limit

25.00%

Legend:

Rk Rank      Exc Excellent      Cont Continues      Eff % Efficiency %      Avg Average per set


Match No 34  
Start Time: 16:00


FIN vs NED  
2 2

Spectators:

Team	Sets	1	2	3	4	5	Total
FIN	2	25	26	22	15	0	88
NED	2	22	24	25	25	0	96
	Minutes	24	25	22	0		71

## NED - Netherlands

Scoring Attackers		Rk	No	Name	Succ	Faults	Cont	Total	Succ %
	1	3	AALDERS Henk	14	4	32	50	28.00	
	2	1	TOP Pieter	8	2	22	32	25.00	
		12	VERSTAPPEN Johan	6	3	15	24		
		8	TIMMERMAN Edwin	3	3	17	23		
		4	OONK Alfred	5	1	16	22		
		7	DURGE Ron	2	4	5	11		
		14	REEKERS Johan	2	-	3	5		
		9	TIBBEN Stefan	-	3	1	4		
		10	LIJSSEN Martin	-	-	-	-		
		6	OOMEN Harry	-	-	-	-		
		5	VENDERBOSCH Andre	-	-	-	-		
Limit 15.00%		11	van der BROEK Edwin	-	-	-	-		
	Total Team			40	20	111	171	23.39	

Scoring Blockers		Rk	No	Name	Succ	Faults	Cont	Total	Avg
	1	1	TOP Pieter	4	2	6	12	1.00	
	2	8	TIMMERMAN Edwin	3	3	8	14	0.75	
	3	4	OONK Alfred	2	6	10	18	0.50	
		3	AALDERS Henk	2	1	10	13	0.50	
		9	TIBBEN Stefan	2	1	2	5	0.50	
	6	7	DURGE Ron	1	1	4	6	0.25	
	7	12	VERSTAPPEN Johan	-	4	5	9	0.00	
		14	REEKERS Johan	-	1	2	3	0.00	
		10	LIJSSEN Martin	-	-	-	-		
		6	OOMEN Harry	-	-	-	-		
		5	VENDERBOSCH Andre	-	-	-	-		
	11	van der BROEK Edwin	-	-	-	-			
	Total Team			14	19	47	80	3.50	

Scoring Servers		Rk	No	Name	Succ	Faults	Cont	Total	Avg
	1	12	VERSTAPPEN Johan	1	1	13	15	0.25	
	2	3	AALDERS Henk	-	2	22	24	0.00	
		4	OONK Alfred	-	-	16	16	0.00	
		7	DURGE Ron	-	-	13	13	0.00	
		8	TIMMERMAN Edwin	-	2	10	12	0.00	
		1	TOP Pieter	-	-	9	9	0.00	
		14	REEKERS Johan	-	2	5	7	0.00	
		10	LIJSSEN Martin	-	-	-	-		
		6	OOMEN Harry	-	-	-	-		
		9	TIBBEN Stefan	-	-	-	-		
		5	VENDERBOSCH Andre	-	-	-	-		
	11	van der BROEK Edwin	-	-	-	-			
	Total Team			1	7	88	96	0.25	

Team	Opponent Errors & Team Faults	41	21
------	-------------------------------	----	----

Legend:									
Rk	Rank	Succ	Successes	Cont	Continues	Succ %	Success %	Avg	Average per set


Match No 34  
Start Time: 16:00


FIN vs NED  
2 2


Spectators:

Team	Sets	1	2	3	4	5	Total
FIN	2	25	26	22	15	0	88
NED	2	22	24	25	25	0	96
	Minutes	24	25	22	0		71

## NED - Netherlands

Non-Scoring Diggers		Rk	No	Name	Exc	Faults	Cont	Total	Avg
		1	1	TOP Pieter	19	1	3	23	4.75
		2	12	VERSTAPPEN Johan	15	5	6	26	3.75
			4	OONK Alfred	15	5	5	25	3.75
		4	3	AALDERS Henk	13	3	1	17	3.25
		5	14	REEKERS Johan	10	1	1	12	2.50
		6	5	VENDERBOSCH Andre	5	1	2	8	1.25
		7	7	DURGE Ron	3	-	2	5	0.75
		8	8	TIMMERMAN Edwin	2	1	-	3	0.50
		9	9	TIBBEN Stefan	-	1	1	2	0.00
		10		LIJSSSEN Martin	-	-	-	-	-
		6		OOMEN Harry	-	-	-	-	-
	11		van der BROEK Edwin	-	-	-	-	-	
Total Team					82	18	21	121	20.50

Non-Scoring Setters		Rk	No	Name	Exc	Faults	Cont	Total	Avg
		1	4	OONK Alfred	19	1	47	67	4.75
		2	14	REEKERS Johan	5	-	15	20	1.25
		3	7	DURGE Ron	4	-	13	17	1.00
		4	6	OOMEN Harry	1	-	8	9	0.25
			3	AALDERS Henk	1	-	6	7	0.25
		6	1	TOP Pieter	-	-	8	8	0.00
		8		TIMMERMAN Edwin	-	-	4	4	0.00
		10		LIJSSSEN Martin	-	-	-	-	-
		9		TIBBEN Stefan	-	-	-	-	-
		5		VENDERBOSCH Andre	-	-	-	-	-
		12		VERSTAPPEN Johan	-	-	-	-	-
	11		van der BROEK Edwin	-	-	-	-	-	
Total Team					30	1	101	132	7.50

Non-Scoring Receivers		Rk	No	Name	Exc	Faults	Cont	Total	Eff %
		1	5	VENDERBOSCH Andre	19	-	1	20	95.00
			1	TOP Pieter	16	1	2	19	
			3	AALDERS Henk	14	1	-	15	
			12	VERSTAPPEN Johan	8	-	3	11	
			14	REEKERS Johan	3	-	2	5	
			7	DURGE Ron	4	-	-	4	
			4	OONK Alfred	2	-	-	2	
			8	TIMMERMAN Edwin	1	-	-	1	
			10	LIJSSSEN Martin	-	-	-	-	
			6	OOMEN Harry	-	-	-	-	
			9	TIBBEN Stefan	-	-	-	-	
		11	van der BROEK Edwin	-	-	-	-		
Total Team					67	2	8	77	84.42

Limit

25.00%

Legend:									
Rk	Rank	Exc	Excellent	Cont	Continues	Eff %	Efficiency %	Avg	Average per set

PRNVS00000146.00073 00102618:03V010



Match No: 34  
 Start Time: 16:00

**FIN vs NED**  
 3 vs 2

Spectators: 1935

Team	Sets	1	2	3	4	5	Total
<b>FIN</b>	<b>3</b>	25	26	22	15	15	103
<b>NED</b>	<b>2</b>	22	24	25	25	9	105
	<b>Minutes</b>	24	25	22	19	13	103

Referees: PLESNIK Janko (SLO) &amp; PROBST Anton (GER)

FIN ■ Finland							NED ■ Netherlands								
No	Name	1	2	3	4	5	Pts	No	Name	1	2	3	4	5	Pts
1	PYNNOENEN Allan	□	□	□	□	□		1	TOP Pieter	■	■	■	■	■	16
2	HAENNINEN Keijo	□			■		1	3	AALDERS Henk	■	■	■	■	■	18
3	L HEINO Jari	L	L	L	L	L		4	OONK Alfred	■	■	■	■	■	7
4	LAINÉ Jukka	■	■	■	■	■	7	5	L VENDERBOSCH Andre	L	L	L	L	L	
6	KAPIAINEN Petri	□	□	□	□	□	4	6	OOMEN Harry	□					
7	TERVO Sami							7	DURGE Ron	■	■				3
8	MELANEN Lauri	■	■	■	■	■	18	8	TIMMERMAN Edwin	■	■	■	■	■	6
9	TUOMINEN Veli-Matti	■	■	■	■	■	16	9	TIBBEN Stefan	□	□	□			3
10	PULLI Matti	■	■	■	■	■	10	10	LJJSSEN Martin						
11	VENAELAEINEN Olavi	■	■	■	■	■	6	11	van der BROEK Edwin	□					
12	VISTBACKA Aulis	■	■	■	□	■	7	12	VERSTAPPEN Johan	■	■	■	■	■	9
								14	REEKERS Johan	□	■	■	■	■	2
<b>Head Coach:</b> VARE Timo							<b>Head Coach:</b> JANSEN Kees								
<b>Assistant:</b>							<b>Assistant:</b> BANFI Jozef								

## TEAM AND PLAYER PERFORMANCES

Won	Total Atts	No	Name	Scoring Skills	Won	Total Atts	No	Name
52	199	<b>Total Team</b>		<b>Attack</b>	48	198	<b>Total Team</b>	
15	58	8	MELANEN Lauri		15	58	3	AALDERS Henk
13	31	9	TUOMINEN Veli-Matti		12	41	1	TOP Pieter
7	34	10	PULLI Matti		8	26	12	VERSTAPPEN Johan
12	86	<b>Total Team</b>			14	86	<b>Total Team</b>	
3	22	10	PULLI Matti	<b>Block</b>	4	14	1	TOP Pieter
2	10	8	MELANEN Lauri		3	14	8	TIMMERMAN Edwin
2	17	9	TUOMINEN Veli-Matti		2	13	3	AALDERS Henk
5	103	<b>Total Team</b>			2	105	<b>Total Team</b>	
1	22	4	LAINÉ Jukka		1	28	3	AALDERS Henk
1	5	6	KAPIAINEN Petri	<b>Serve</b>	1	16	12	VERSTAPPEN Johan
1	21	8	MELANEN Lauri		41	<b>Total Team</b>		
34	<b>Total Team</b>		105		<b>Total Team</b>			
103	388	<b>Total Team</b>			18	18	3	AALDERS Henk
18	18	8	MELANEN Lauri		<b>Best Scorer</b>			

### Legend:

■ Starting line-up      □ Substitute      nn Team Captain      □ L Substitute libero  
 Pts Points scored      L Libero Player      Opp Opponent      Atts Attempts

PRNVS00000147.00051 00102618:07V03OC

Match No: 34  
Start Time: 16:00

FIN vs NED

First Referee: PLESNIK Janko (SLO)

Second Referee: PROBST Anton (GER)

## Finland (FIN)

No.	Name	Medical Class	Date of Birth	Tournament Totals				
				Attack	Block	Serve	Total	%
1	PYNNOENEN Allan	E	21 JUN 1952	6	1	1	8	3.43
2	HAENNINEN Keijo	E	6 OCT 1950	6	1	1	8	3.43
3	HEINO Jari (L)	E	31 MAY 1961	0	0	0	0	0.00
4	LAINE Jukka	E	10 JUL 1963	17	5	2	24	10.30
6	KAPIAINEN Petri	MD	2 JUL 1965	20	5	1	26	11.16
7	TERVO Sami	E	13 NOV 1965	1	0	3	4	1.72
8	MELANEN Lauri	MD	18 JAN 1963	35	4	5	44	18.88
9	TUOMINEN Veli-Matti	E	30 DEC 1953	23	8	7	38	16.31
10	PULLI Matti (C)	E	23 FEB 1956	20	8	0	28	12.02
11	VENAELAEINEN Olavi	E	16 DEC 1946	27	5	1	33	14.16
12	VISTBACKA Aulis	E	5 OCT 1958	10	5	5	20	8.58

Head Coach : VARE Timo

Results in these Paralympic Games

Round	Opponent	Result	Set Scores	Round	Opponent	Result	Set Scores
Preliminaries B	BIH	1-3	18-25,22-25,25-21,14-25	Preliminaries B	AUS	3-0	25- 9,25-12,25- 9
Preliminaries B	KOR	3-0	25-16,25-14,25-17	Preliminaries B	LBA	3-0	25- 7,25- 9,25- 4
				Preliminaries B	EGY	0-3	14-25,22-25,23-25

## Netherlands (NED)

No.	Name	Medical Class	Date of Birth	Tournament Totals				
				Attack	Block	Serve	Total	%
1	TOP Pieter	E	13 FEB 1959	33	14	3	50	22.94
3	AALDERS Henk	E	24 DEC 1955	31	4	4	39	17.89
4	OONK Alfred	E	10 JAN 1964	10	10	2	22	10.09
5	VENDERBOSCH Andre (L)	E	25 MAY 1967	0	0	0	0	0.00
6	OOMEN Harry	E	25 JUL 1960	1	0	0	1	0.46
7	DURGE Ron	E	17 JAN 1964	18	4	4	26	11.93
8	TIMMERMAN Edwin	E	11 NOV 1972	20	7	0	27	12.39
9	TIBBEN Stefan	MD	21 APR 1969	13	4	0	17	7.80
10	LIJSSEN Martin	E	25 AUG 1967	0	0	0	0	0.00
11	van der BROEK Edwin	E	28 JUL 1976	1	0	0	1	0.46
12	VERSTAPPEN Johan (C)	MD	15 APR 1970	16	11	4	31	14.22
14	REEKERS Johan	E	28 DEC 1957	2	0	2	4	1.83

Head Coach : JANSEN Kees

Results in these Paralympic Games

Round	Opponent	Result	Set Scores	Round	Opponent	Result	Set Scores
Preliminaries A	IRI	0-3	19-25,22-25,10-25	Preliminaries A	HUN	3-0	25-21,25-22,25-23
Preliminaries A	GER	0-3	14-25,19-25,21-25	Preliminaries A	USA	3-0	25-12,25- 7,25-13
				Preliminaries A	JPN	3-0	25-12,25-20,25-17

### Legend:

(C) Team Captain

(L) Libero Player

% Percent of total team scoring

E Eligible

MD Minimal Disability

FIRST REFEREE HAS BEEN CHANGED

**CORRECTED**

PRNVS00000148.00051 00102618:09V02OC

Match No: 35  
Start Time: 17:30

## GER vs BIH

**First Referee:** CHIRCHOV Stepan (RUS)

**Second Referee:** KHOEINI Hossein (IRI)

### Germany (GER)

No.	Name	Medical Class	Date of Birth	Tournament Totals				
				Attack	Block	Serve	Total	%
1	SCHIFFLER Alexander	E	20 JAN 1982	11	3	5	19	8.12
2	STETTNER Ferenc	E	14 MAY 1958	5	6	4	15	6.41
3	RENGER Thomas	E	19 AUG 1972	16	3	0	19	8.12
5	HAUSSIG Uwe	E	4 MAR 1963	3	1	4	8	3.42
6	SOICKE Siegmund	E	12 JAN 1956	1	7	1	9	3.85
7	von der TRENCK Stefan	E	19 MAR 1959	3	1	0	4	1.71
8	MIMBERG Dirk	E	1 AUG 1966	42	5	1	48	20.51
9	SCHRAPP Juergen (C)	E	27 JUL 1974	41	6	6	53	22.65
10	WISCHNEWSKI Stefan	E	19 OCT 1969	4	1	5	10	4.27
11	RICKMANN Martin	MD	15 OCT 1969	7	4	2	13	5.56
12	BARSCHE Steffen	E	23 JUN 1967	24	7	5	36	15.38

**Head Coach :** DE HAAN Jouke

Results in these Paralympic Games

Round	Opponent	Result	Set Scores	Round	Opponent	Result	Set Scores
Preliminaries A	JPN	3-0	25-10,25-17,25-14	Preliminaries A	IRI	0-3	20-25,18-25,18-25
Preliminaries A	NED	3-0	25-14,25-19,25-21	Preliminaries A	HUN	3-0	25-21,25-19,25-22
				Preliminaries A	USA	3-0	25- 3,25-15,25- 9

### Bosnia & Herzegovina (BIH)

No.	Name	Medical Class	Date of Birth	Tournament Totals				
				Attack	Block	Serve	Total	%
1	GODINJAK Ismet	E	17 MAR 1973	32	2	2	36	14.40
2	MANKO Adnan	E	16 JAN 1977	16	10	5	31	12.40
3	NUHANOVIC Sevko (C)	E	17 SEP 1958	10	2	2	14	5.60
4	IBRAKOVIC Edin	E	6 JUL 1962	14	3	1	18	7.20
5	MEDIC Asim	E	3 AUG 1969	15	8	6	29	11.60
6	CAUSEVIC Fikret	E	13 MAY 1973	12	0	3	15	6.00
7	MAHMIC Zikret	E	4 JAN 1971	37	3	9	49	19.60
8	HAMZIC Dzevad	E	4 SEP 1968	15	2	3	20	8.00
9	SALKIC Nedžad (L)	E	26 OCT 1969	1	0	0	1	0.40
10	CISIJA Abid	E	9 JAN 1967	1	0	1	2	0.80
11	DELALIC Sabahudin	E	17 AUG 1972	17	4	5	26	10.40
12	ALIC Nevzet	MD	5 JAN 1961	7	2	0	9	3.60

**Head Coach :** HRUSTEMOVIC Mirza

Results in these Paralympic Games

Round	Opponent	Result	Set Scores	Round	Opponent	Result	Set Scores
Preliminaries B	FIN	3-1	25-18,25-22,21-25,25-14	Preliminaries B	EGY	0-3	20-25,21-25,22-25
Preliminaries B	AUS	3-0	25- 6,25- 7,25-17	Preliminaries B	KOR	3-0	25- 9,25- 8,25-14
				Preliminaries B	LBA	0-3	17-25,17-25,19-25

**Legend:**

(C) Team Captain

(L) Libero Player

% Percent of total team scoring

E Eligible

MD Minimal Disability

**FIRST REFEREE HAS BEEN CHANGED**

**CORRECTED**

PRNVS00000149.00083 00102620:17V010


Match No 35  
Start Time: 17:30


GER vs BIH  
1 3


Spectators: 1275

Team	Sets	1	2	3	4	Total
GER	1	25	16	26	29	96
BIH	3	22	25	28	31	106
	Minutes	22	18	28	28	96

## GER - Germany

Scoring Attackers		Rk	No	Name	Succ	Faults	Cont	Total	Succ %
	1	12	BARSCH Steffen	12	5	11	28	42.86	
	2	8	MIMBERG Dirk	16	7	17	40	40.00	
	3	9	SCHRAPP Juergen	15	11	21	47	31.91	
	3		RENGER Thomas	7	5	5	17		
	6		SOICKE Siegmund	3	4	7	14		
	1		SCHIFFLER Alexander	2	3	5	10		
	2		STETTNER Ferenc	1	1	4	6		
	7		von der TRENCK Stefan	1	1	2	4		
	5		HAUSSIG Uwe	-	-	-	-		
	11		RICKMANN Martin	-	-	-	-		
	10		WISCHNEWSKI Stefan	-	-	-	-		
Limit 15.00%		Total Team			57	37	72	166	34.34

Scoring Blockers		Rk	No	Name	Succ	Faults	Cont	Total	Avg
	1	8	MIMBERG Dirk	4	2	5	11	1.00	
		9	SCHRAPP Juergen	4	5	2	11	1.00	
	3	1	SCHIFFLER Alexander	2	1	3	6	0.50	
	4	6	SOICKE Siegmund	1	8	5	14	0.25	
		12	BARSCH Steffen	1	4	7	12	0.25	
		3	RENGER Thomas	1	3	3	7	0.25	
	7	2	STETTNER Ferenc	-	2	7	9	0.00	
		7	von der TRENCK Stefan	-	-	1	1	0.00	
		5	HAUSSIG Uwe	-	-	-	-		
		11	RICKMANN Martin	-	-	-	-		
		10	WISCHNEWSKI Stefan	-	-	-	-		
		Total Team			13	25	33	71	3.25

Scoring Servers		Rk	No	Name	Succ	Faults	Cont	Total	Avg
	1	12	BARSCH Steffen	2	2	11	15	0.50	
		1	SCHIFFLER Alexander	2	2	5	9	0.50	
	3	9	SCHRAPP Juergen	1	-	13	14	0.25	
	4	2	STETTNER Ferenc	-	-	22	22	0.00	
		6	SOICKE Siegmund	-	-	18	18	0.00	
		8	MIMBERG Dirk	-	1	9	10	0.00	
		3	RENGER Thomas	-	2	6	8	0.00	
		5	HAUSSIG Uwe	-	-	1	1	0.00	
		11	RICKMANN Martin	-	-	-	-		
		10	WISCHNEWSKI Stefan	-	-	-	-		
		7	von der TRENCK Stefan	-	-	-	-		
		Total Team			5	7	85	97	1.25

Team	Opponent Errors & Team Faults	21	11
------	-------------------------------	----	----

Legend:									
Rk	Rank	Succ	Successes	Cont	Continues	Succ %	Success %	Avg	Average per set


Match No 35  
Start Time: 17:30


GER vs BIH  
1 3


Spectators: 1275

Team	Sets	1	2	3	4	Total
GER	1	25	16	26	29	96
BIH	3	22	25	28	31	106
	Minutes	22	18	28	28	96

## GER - Germany

Non-Scoring Diggers		Rk	No	Name	Exc	Faults	Cont	Total	Avg
		1	9	SCHRAPP Juergen	15	7	3	25	3.75
			12	BARSCH Steffen	15	4	4	23	3.75
		3	8	MIMBERG Dirk	12	2	6	20	3.00
		4	3	RENGER Thomas	11	1	-	12	2.75
		5	2	STETTNER Ferenc	10	3	7	20	2.50
		6	6	SOICKE Siegmund	7	2	6	15	1.75
		7	1	SCHIFFLER Alexander	4	1	1	6	1.00
		8	11	RICKMANN Martin	2	-	-	2	0.50
		9	7	von der TRENCK Stefan	-	1	-	1	0.00
			5	HAUSSIG Uwe	-	-	-	-	-
		10	WISCHNEWSKI Stefan	-	-	-	-	-	
Total Team					76	21	27	124	19.00

Non-Scoring Setters		Rk	No	Name	Exc	Faults	Cont	Total	Avg
		1	6	SOICKE Siegmund	25	1	46	72	6.25
		2	2	STETTNER Ferenc	23	1	34	58	5.75
		3	3	RENGER Thomas	1	-	4	5	0.25
			12	BARSCH Steffen	1	-	2	3	0.25
		5	9	SCHRAPP Juergen	-	1	5	6	0.00
			8	MIMBERG Dirk	-	1	2	3	0.00
			1	SCHIFFLER Alexander	-	-	3	3	0.00
			5	HAUSSIG Uwe	-	-	-	-	-
			11	RICKMANN Martin	-	-	-	-	-
			10	WISCHNEWSKI Stefan	-	-	-	-	-
		7	von der TRENCK Stefan	-	-	-	-	-	
Total Team					50	4	96	150	12.50

Non-Scoring Receivers		Rk	No	Name	Exc	Faults	Cont	Total	Eff %
			3	RENGER Thomas	22	-	1	23	
			8	MIMBERG Dirk	18	-	1	19	
			12	BARSCH Steffen	17	-	-	17	
			9	SCHRAPP Juergen	17	-	-	17	
			1	SCHIFFLER Alexander	10	-	-	10	
			6	SOICKE Siegmund	5	-	-	5	
			11	RICKMANN Martin	1	-	1	2	
			2	STETTNER Ferenc	1	1	-	2	
			5	HAUSSIG Uwe	1	-	-	1	
			10	WISCHNEWSKI Stefan	-	-	-	-	
		7	von der TRENCK Stefan	-	-	-	-		
Total Team					92	1	3	96	94.79

Limit

25.00%

Legend:

Rk Rank      Exc Excellent      Cont Continues      Eff % Efficiency %      Avg Average per set



Match No 35  
Start Time: 17:30


GER vs BIH  
1 3


Spectators: 1275

Team	Sets	1	2	3	4	Total
GER	1	25	16	26	29	96
BIH	3	22	25	28	31	106
	Minutes	22	18	28	28	96

## BIH · Bosnia & Herzegovina

Scoring Attackers		Rk	No	Name	Succ	Faults	Cont	Total	Succ %
	1	1	GODINJAK Ismet	13	5	14	32	40.63	
	2	5	MEDIC Asim	13	6	25	44	29.55	
		2	MANKO Adnan	6	2	15	23		
		7	MAHMIC Zikret	9	5	6	20		
		11	DELALIC Sabahudin	3	3	12	18		
		4	IBRAKOVIC Edin	4	3	7	14		
		6	CAUSEVIC Fikret	2	-	1	3		
		3	NUHANOVIC Sevko	-	1	1	2		
		8	HAMZIC Dzevad	-	-	1	1		
		9	SALKIC Nedzad	1	-	-	1		
		12	ALIC Nevzet	-	-	-	-		
		10	CISIJA Abid	-	-	-	-		
	Limit 15.00%	Total Team				51	25	82	158

Scoring Blockers		Rk	No	Name	Succ	Faults	Cont	Total	Avg
	1	2	MANKO Adnan	3	8	10	21	0.75	
		4	IBRAKOVIC Edin	3	3	6	12	0.75	
	3	5	MEDIC Asim	2	2	10	14	0.50	
		7	MAHMIC Zikret	2	7	2	11	0.50	
		5	11	DELALIC Sabahudin	1	4	8	13	0.25
		6	1	GODINJAK Ismet	-	4	7	11	0.00
		6	CAUSEVIC Fikret	-	-	3	3	0.00	
		3	NUHANOVIC Sevko	-	-	2	2	0.00	
		12	ALIC Nevzet	-	-	-	-	-	
		10	CISIJA Abid	-	-	-	-	-	
		8	HAMZIC Dzevad	-	-	-	-	-	
	9	SALKIC Nedzad	-	-	-	-	-		
Total Team				11	28	48	87	2.75	

Scoring Servers		Rk	No	Name	Succ	Faults	Cont	Total	Avg
	1	5	MEDIC Asim	1	-	19	20	0.25	
	2	2	MANKO Adnan	-	2	18	20	0.00	
		4	IBRAKOVIC Edin	-	-	18	18	0.00	
		11	DELALIC Sabahudin	-	1	15	16	0.00	
		1	GODINJAK Ismet	-	-	11	11	0.00	
		7	MAHMIC Zikret	-	2	9	11	0.00	
		8	HAMZIC Dzevad	-	-	6	6	0.00	
		6	CAUSEVIC Fikret	-	1	1	2	0.00	
		3	NUHANOVIC Sevko	-	-	1	1	0.00	
		12	ALIC Nevzet	-	-	-	-	-	
		10	CISIJA Abid	-	-	-	-	-	
	9	SALKIC Nedzad	-	-	-	-	-		
Total Team				1	6	98	105	0.25	

Team	Opponent Errors & Team Faults	43	7
------	-------------------------------	----	---

Legend:									
Rk	Rank	Succ	Successes	Cont	Continues	Succ %	Success %	Avg	Average per set


Match No 35  
Start Time: 17:30


GER vs BIH  
1 3


Spectators: 1275

Team	Sets	1	2	3	4	Total
GER	1	25	16	26	29	96
BIH	3	22	25	28	31	106
	Minutes	22	18	28	28	96

## BIH · Bosnia & Herzegovina

Non-Scoring Diggers		Rk	No	Name	Exc	Faults	Cont	Total	Avg
		1	7	MAHMIC Zikret	13	2	4	19	3.25
		2	2	MANKO Adnan	11	9	5	25	2.75
		3	9	SALKIC Nedzad	10	2	1	13	2.50
		4	5	MEDIC Asim	8	4	4	16	2.00
		5	1	GODINJAK Ismet	5	6	3	14	1.25
		6	11	DELALIC Sabahudin	4	2	3	9	1.00
		7	4	IBRAKOVIC Edin	2	1	3	6	0.50
		8	6	CAUSEVIC Fikret	1	-	1	2	0.25
		9	8	HAMZIC Dzevad	-	1	-	1	0.00
		12		ALIC Nevzet	-	-	-	-	-
		10		CISIJA Abid	-	-	-	-	-
		3		NUHANOVIC Sevko	-	-	-	-	-
	Total Team					54	27	24	105

Non-Scoring Setters		Rk	No	Name	Exc	Faults	Cont	Total	Avg
		1	11	DELALIC Sabahudin	25	-	44	69	6.25
		2	2	MANKO Adnan	10	-	18	28	2.50
		3	5	MEDIC Asim	2	-	3	5	0.50
		4	1	GODINJAK Ismet	1	-	12	13	0.25
		8		HAMZIC Dzevad	1	-	-	1	0.25
		3		NUHANOVIC Sevko	1	-	-	1	0.25
		7	7	MAHMIC Zikret	-	-	5	5	0.00
		4		IBRAKOVIC Edin	-	-	3	3	0.00
		12		ALIC Nevzet	-	-	-	-	-
		6		CAUSEVIC Fikret	-	-	-	-	-
	10		CISIJA Abid	-	-	-	-	-	
	9		SALKIC Nedzad	-	-	-	-	-	
Total Team					40	-	85	125	10.00

Non-Scoring Receivers		Rk	No	Name	Exc	Faults	Cont	Total	Eff %
		7		MAHMIC Zikret	10	-	9	19	
		9		SALKIC Nedzad	13	2	4	19	
		11		DELALIC Sabahudin	5	-	4	9	
		1		GODINJAK Ismet	8	-	1	9	
		2		MANKO Adnan	7	-	2	9	
		5		MEDIC Asim	2	1	6	9	
		6		CAUSEVIC Fikret	1	-	1	2	
		4		IBRAKOVIC Edin	2	-	-	2	
		8		HAMZIC Dzevad	1	-	-	1	
		12		ALIC Nevzet	-	-	-	-	
		10		CISIJA Abid	-	-	-	-	
	3		NUHANOVIC Sevko	-	-	-	-		
Total Team					49	3	27	79	58.23

Limit

25.00%

Legend:

Rk Rank Exc Excellent Cont Continues Eff % Efficiency % Avg Average per set

PRNVS0000014A.00083 00102618:11V010


Match No 34  
Start Time: 16:00


FIN vs NED  
3 2


Spectators: 1935

Team	Sets	1	2	3	4	5	Total
FIN	3	25	26	22	15	15	103
NED	2	22	24	25	25	9	105
	Minutes	24	25	22	19	13	103

## FIN · Finland

Scoring Attackers		Rk	No	Name	Succ	Faults	Cont	Total	Succ %		
	1	9	TUOMINEN Veli-Matti	13	8	10	31	41.94			
	2	8	MELANEN Lauri	15	7	36	58	25.86			
	3	10	PULLI Matti	7	4	23	34	20.59			
	11	VENAELAEINEN Olavi	3	10	11	24					
	4	LAINE Jukka	6	-	14	20					
	6	KAPIAINEN Petri	2	2	9	13					
	12	VISTBACKA Aulis	5	2	5	12					
	2	HAENNINEN Keijo	1	1	5	7					
	3	HEINO Jari	-	-	-	-					
	1	PYNNOENEN Allan	-	-	-	-					
	7	TERVO Sami	-	-	-	-					
	Limit 15.00%				Total Team		52	34	113	199	26.13

Scoring Blockers		Rk	No	Name	Succ	Faults	Cont	Total	Avg
	1	10	PULLI Matti	3	6	13	22	0.60	
	2	9	TUOMINEN Veli-Matti	2	6	9	17	0.40	
	12	VISTBACKA Aulis	2	6	5	13	0.40		
	8	MELANEN Lauri	2	6	2	10	0.40		
	11	VENAELAEINEN Olavi	2	1	3	6	0.40		
	6	6	KAPIAINEN Petri	1	1	4	6	0.20	
	7	4	LAINE Jukka	-	2	7	9	0.00	
	2	HAENNINEN Keijo	-	-	2	2	0.00		
	1	PYNNOENEN Allan	-	1	-	1	0.00		
	3	HEINO Jari	-	-	-	-			
	7	TERVO Sami	-	-	-	-			
	Total Team				12	29	45	86	2.40

Scoring Servers		Rk	No	Name	Succ	Faults	Cont	Total	Avg
	1	4	LAINE Jukka	1	-	21	22	0.20	
	8	MELANEN Lauri	1	-	20	21	0.20		
	9	TUOMINEN Veli-Matti	1	1	17	19	0.20		
	11	VENAELAEINEN Olavi	1	-	11	12	0.20		
	6	6	KAPIAINEN Petri	1	1	3	5	0.20	
	6	10	PULLI Matti	-	1	9	10	0.00	
	12	VISTBACKA Aulis	-	1	7	8	0.00		
	2	HAENNINEN Keijo	-	-	6	6	0.00		
	3	HEINO Jari	-	-	-	-			
	1	PYNNOENEN Allan	-	-	-	-			
	7	TERVO Sami	-	-	-	-			
	Total Team				5	4	94	103	1.00

Team	Opponent Errors & Team Faults	34	11
------	-------------------------------	----	----

Legend:									
Rk	Rank	Succ	Successes	Cont	Continues	Succ %	Success %	Avg	Average per set


Match No 34  
Start Time: 16:00


FIN vs NED  
3 2


Spectators: 1935

Team	Sets	1	2	3	4	5	Total
FIN	3	25	26	22	15	15	103
NED	2	22	24	25	25	9	105
	Minutes	24	25	22	19	13	103

## FIN · Finland

Non-Scoring Diggers		Rk	No	Name	Exc	Faults	Cont	Total	Avg
		1	11	VENAELAEINEN Olavi	14	5	11	30	2.80
		2	9	TUOMINEN Veli-Matti	13	2	9	24	2.60
		3	10	PULLI Matti	12	3	11	26	2.40
		4	3	HEINO Jari	10	2	4	16	2.00
		5	4	LAINEN Jukka	7	4	9	20	1.40
		12		VISTBACKA Aulis	7	2	4	13	1.40
		7	1	PYNNOENEN Allan	6	1	-	7	1.20
		8	8	MELANEN Lauri	2	1	5	8	0.40
		9	2	HAENNINEN Keijo	1	2	4	7	0.20
		6		KAPIAINEN Petri	1	1	-	2	0.20
	7		TERVO Sami	-	-	-	-	-	
Total Team					73	23	57	153	14.60

Non-Scoring Setters		Rk	No	Name	Exc	Faults	Cont	Total	Avg
		1	10	PULLI Matti	17	-	47	64	3.40
		2	4	LAINEN Jukka	13	1	28	42	2.60
		3	2	HAENNINEN Keijo	2	-	1	3	0.40
		4	6	KAPIAINEN Petri	1	-	5	6	0.20
		11		VENAELAEINEN Olavi	1	-	4	5	0.20
		1		PYNNOENEN Allan	1	-	3	4	0.20
		7	8	MELANEN Lauri	-	1	10	11	0.00
		12		VISTBACKA Aulis	-	-	5	5	0.00
		9		TUOMINEN Veli-Matti	-	-	2	2	0.00
		3		HEINO Jari	-	-	-	-	-
	7		TERVO Sami	-	-	-	-	-	
Total Team					35	2	105	142	7.00

Non-Scoring Receivers		Rk	No	Name	Exc	Faults	Cont	Total	Eff %
		3		HEINO Jari	14	1	4	19	
		4		LAINEN Jukka	14	-	3	17	
		11		VENAELAEINEN Olavi	16	1	-	17	
		12		VISTBACKA Aulis	11	-	2	13	
		1		PYNNOENEN Allan	6	-	2	8	
		10		PULLI Matti	5	-	1	6	
		8		MELANEN Lauri	4	-	1	5	
		9		TUOMINEN Veli-Matti	4	-	1	5	
		2		HAENNINEN Keijo	2	-	2	4	
		6		KAPIAINEN Petri	-	-	-	-	
	7		TERVO Sami	-	-	-	-		
Total Team					76	2	16	94	78.72

Limit

25.00%

Legend:

Rk Rank      Exc Excellent      Cont Continues      Eff % Efficiency %      Avg Average per set



THU 26 OCT 2000

P3

PAVILION 3


Match No 34  
Start Time: 16:00


FIN vs NED  
3 2


Spectators: 1935

Team	Sets	1	2	3	4	5	Total
FIN	3	25	26	22	15	15	103
NED	2	22	24	25	25	9	105
	Minutes	24	25	22	19	13	103

## NED - Netherlands

Scoring Attackers		Rk	No	Name	Succ	Faults	Cont	Total	Succ %
	1	1	TOP Pieter	12	3	26	41	29.27	
	2	3	AALDERS Henk	15	6	37	58	25.86	
		12	VERSTAPPEN Johan	8	3	15	26		
		4	OONK Alfred	5	1	17	23		
		8	TIMMERMAN Edwin	3	3	17	23		
		7	DURGE Ron	2	4	5	11		
		14	REEKERS Johan	2	1	5	8		
		9	TIBBEN Stefan	1	4	3	8		
		10	LIJSSEN Martin	-	-	-	-		
		6	OOMEN Harry	-	-	-	-		
		5	VENDERBOSCH Andre	-	-	-	-		
Limit 15.00%		11	van der BROEK Edwin	-	-	-	-		
Total Team				48	25	125	198	24.24	

Scoring Blockers		Rk	No	Name	Succ	Faults	Cont	Total	Avg
	1	1	TOP Pieter	4	2	8	14	0.80	
	2	8	TIMMERMAN Edwin	3	3	8	14	0.60	
	3	4	OONK Alfred	2	7	11	20	0.40	
		3	AALDERS Henk	2	1	10	13	0.40	
		9	TIBBEN Stefan	2	1	2	5	0.40	
		6	7	DURGE Ron	1	1	4	6	0.20
		7	12	VERSTAPPEN Johan	-	4	6	10	0.00
		14	REEKERS Johan	-	1	3	4	0.00	
		10	LIJSSEN Martin	-	-	-	-		
		6	OOMEN Harry	-	-	-	-		
		5	VENDERBOSCH Andre	-	-	-	-		
	11	van der BROEK Edwin	-	-	-	-			
Total Team				14	20	52	86	2.80	

Scoring Servers		Rk	No	Name	Succ	Faults	Cont	Total	Avg
	1	3	AALDERS Henk	1	2	25	28	0.20	
		12	VERSTAPPEN Johan	1	1	14	16	0.20	
	3	4	OONK Alfred	-	-	17	17	0.00	
		7	DURGE Ron	-	-	13	13	0.00	
		8	TIMMERMAN Edwin	-	2	11	13	0.00	
		1	TOP Pieter	-	-	10	10	0.00	
		14	REEKERS Johan	-	2	6	8	0.00	
		10	LIJSSEN Martin	-	-	-	-		
		6	OOMEN Harry	-	-	-	-		
		9	TIBBEN Stefan	-	-	-	-		
		5	VENDERBOSCH Andre	-	-	-	-		
	11	van der BROEK Edwin	-	-	-	-			
Total Team				2	7	96	105	0.40	

Team	Opponent Errors & Team Faults	41	24
------	-------------------------------	----	----

Legend:									
Rk	Rank	Succ	Successes	Cont	Continues	Succ %	Success %	Avg	Average per set


Match No 34  
Start Time: 16:00


FIN vs NED  
3 2


Spectators: 1935

Team	Sets	1	2	3	4	5	Total
FIN	3	25	26	22	15	15	103
NED	2	22	24	25	25	9	105
	Minutes	24	25	22	19	13	103

## NED · Netherlands

Non-Scoring Diggers		Rk	No	Name	Exc	Faults	Cont	Total	Avg
	1	1	TOP Pieter	22	1	3	26	4.40	
	2	4	OONK Alfred	16	7	7	30	3.20	
		12	VERSTAPPEN Johan	16	6	6	28	3.20	
		3	AALDERS Henk	16	4	1	21	3.20	
	5	14	REEKERS Johan	12	3	1	16	2.40	
	6	5	VENDERBOSCH Andre	5	1	2	8	1.00	
	7	7	DURGE Ron	3	-	2	5	0.60	
	8	8	TIMMERMAN Edwin	2	1	-	3	0.40	
	9	9	TIBBEN Stefan	1	1	1	3	0.20	
		10	LIJSSEN Martin	-	-	-	-	-	
		6	OOMEN Harry	-	-	-	-	-	
	11	van der BROEK Edwin	-	-	-	-	-		
Total Team				93	24	23	140	18.60	

Non-Scoring Setters		Rk	No	Name	Exc	Faults	Cont	Total	Avg
	1	4	OONK Alfred	24	1	52	77	4.80	
	2	14	REEKERS Johan	6	-	20	26	1.20	
	3	7	DURGE Ron	4	-	13	17	0.80	
	4	3	AALDERS Henk	1	-	9	10	0.20	
		6	OOMEN Harry	1	-	8	9	0.20	
		12	VERSTAPPEN Johan	1	-	2	3	0.20	
	7	1	TOP Pieter	-	-	8	8	0.00	
		8	TIMMERMAN Edwin	-	-	4	4	0.00	
		10	LIJSSEN Martin	-	-	-	-	-	
		9	TIBBEN Stefan	-	-	-	-	-	
		5	VENDERBOSCH Andre	-	-	-	-	-	
	11	van der BROEK Edwin	-	-	-	-	-		
Total Team				37	1	116	154	7.40	

Non-Scoring Receivers		Rk	No	Name	Exc	Faults	Cont	Total	Eff %
	1	5	VENDERBOSCH Andre	24	-	1	25	96.00	
	2	1	TOP Pieter	21	1	2	24	83.33	
		3	AALDERS Henk	15	1	-	16	-	
		12	VERSTAPPEN Johan	10	-	3	13	-	
		14	REEKERS Johan	4	-	2	6	-	
		7	DURGE Ron	4	-	-	4	-	
		4	OONK Alfred	2	-	-	2	-	
		8	TIMMERMAN Edwin	1	-	-	1	-	
		10	LIJSSEN Martin	-	-	-	-	-	
		6	OOMEN Harry	-	-	-	-	-	
		9	TIBBEN Stefan	-	-	-	-	-	
	11	van der BROEK Edwin	-	-	-	-	-		
Total Team				81	2	8	91	86.81	

Limit

25.00%

Legend:

Rk Rank      Exc Excellent      Cont Continues      Eff % Efficiency %      Avg Average per set


PRNVS0000014B.00084A 00102618:15V050



## FIN · Finland

After 6 Matches

 Scoring Attackers	No	Name	MP	SP	Succ	Faults	Cont	Total	Succ %
	1	PYNNOENEN Allan	6	21	6	-	5	11	54.55
	2	HAENNINEN Keijo	6	21	7	3	15	25	28.00
	3	HEINO Jari	6	21	-	-	1	1	0.00
	4	LAINEN Jukka	6	21	23	6	33	62	37.10
	6	KAPIAINEN Petri	6	21	22	15	43	80	27.50
	7	TERVO Sami	6	21	1	1	2	4	25.00
	8	MELANEN Lauri	6	21	50	21	69	140	35.71
	9	TUOMINEN Veli-Matti	6	21	36	14	38	88	40.91
	10	PULLI Matti	6	21	27	12	70	109	24.77
	11	VENAELAEINEN Olavi	6	21	30	22	45	97	30.93
	12	VISTBACKA Aulis	6	21	15	7	30	52	28.85
	Team Totals			6	21	217	101	351	669

 Scoring Blockers	No	Name	MP	SP	Succ	Faults	Cont	Total	Avg
	1	PYNNOENEN Allan	6	21	1	2	1	4	0.05
	2	HAENNINEN Keijo	6	21	1	5	7	13	0.05
	3	HEINO Jari	6	21	-	-	-	-	0.00
	4	LAINEN Jukka	6	21	5	9	16	30	0.24
	6	KAPIAINEN Petri	6	21	6	2	13	21	0.29
	7	TERVO Sami	6	21	-	2	-	2	0.00
	8	MELANEN Lauri	6	21	6	12	10	28	0.29
	9	TUOMINEN Veli-Matti	6	21	10	15	25	50	0.48
	10	PULLI Matti	6	21	11	17	33	61	0.52
	11	VENAELAEINEN Olavi	6	21	7	7	15	29	0.33
	12	VISTBACKA Aulis	6	21	7	9	11	27	0.33
	Team Totals			6	21	54	80	131	265

 Scoring Servers	No	Name	MP	SP	Succ	Faults	Cont	Total	Avg
	1	PYNNOENEN Allan	6	21	1	2	4	7	0.05
	2	HAENNINEN Keijo	6	21	1	-	16	17	0.05
	3	HEINO Jari	6	21	-	-	-	-	0.00
	4	LAINEN Jukka	6	21	3	1	76	80	0.14
	6	KAPIAINEN Petri	6	21	2	2	49	53	0.10
	7	TERVO Sami	6	21	3	-	5	8	0.14
	8	MELANEN Lauri	6	21	6	1	63	70	0.29
	9	TUOMINEN Veli-Matti	6	21	8	9	57	74	0.38
	10	PULLI Matti	6	21	-	3	59	62	0.00
	11	VENAELAEINEN Olavi	6	21	2	3	46	51	0.10
	12	VISTBACKA Aulis	6	21	5	2	35	42	0.24
	Team Totals			6	21	31	23	410	464

Team	Opponent Errors & Team Faults	164	66
------	-------------------------------	-----	----

Legend:

Succ	Successes	Cont	Continues	Succ %	Success %	Avg	Average per set	MP	Matches Played
SP	Team Sets Played								

## FIN · Finland

After 6 Matches

Non-Scoring Diggers	No	Name	MP	SP	Exc	Faults	Cont	Total	Avg
	1	PYNNOENEN Allan	6	21	18	1	4	23	0.86
	2	HAENNINEN Keijo	6	21	9	5	8	22	0.43
	3	HEINO Jari	6	21	36	7	8	51	1.71
	4	LAINE Jukka	6	21	28	12	22	62	1.33
	6	KAPIAINEN Petri	6	21	17	5	9	31	0.81
	7	TERVO Sami	6	21	2	-	-	2	0.10
	8	MELANEN Lauri	6	21	18	3	9	30	0.86
	9	TUOMINEN Veli-Matti	6	21	24	10	23	57	1.14
	10	PULLI Matti	6	21	40	12	21	73	1.90
	11	VENAELAEINEN Olavi	6	21	56	19	31	106	2.67
	12	VISTBACKA Aulis	6	21	18	13	12	43	0.86
	Team Totals			6	21	266	87	147	500

Non-Scoring Setters	No	Name	MP	SP	Exc	Faults	Cont	Total	Avg
	1	PYNNOENEN Allan	6	21	2	-	5	7	0.10
	2	HAENNINEN Keijo	6	21	4	-	4	8	0.19
	3	HEINO Jari	6	21	-	-	4	4	0.00
	4	LAINE Jukka	6	21	54	3	102	159	2.57
	6	KAPIAINEN Petri	6	21	9	-	23	32	0.43
	7	TERVO Sami	6	21	1	-	-	1	0.05
	8	MELANEN Lauri	6	21	7	1	27	35	0.33
	9	TUOMINEN Veli-Matti	6	21	-	1	11	12	0.00
	10	PULLI Matti	6	21	70	1	137	208	3.33
	11	VENAELAEINEN Olavi	6	21	9	-	27	36	0.43
	12	VISTBACKA Aulis	6	21	3	-	6	9	0.14
	Team Totals			6	21	159	6	346	511

Non-Scoring Receivers	No	Name	MP	SP	Exc	Faults	Cont	Total	Eff %
	1	PYNNOENEN Allan	6	21	21	1	3	25	80.00
	2	HAENNINEN Keijo	6	21	7	-	2	9	77.78
	3	HEINO Jari	6	21	38	1	7	46	80.43
	4	LAINE Jukka	6	21	41	1	7	49	81.63
	6	KAPIAINEN Petri	6	21	11	1	2	14	71.43
	7	TERVO Sami	6	21	-	-	-	-	0.00
	8	MELANEN Lauri	6	21	19	-	1	20	95.00
	9	TUOMINEN Veli-Matti	6	21	28	1	5	34	79.41
	10	PULLI Matti	6	21	26	1	4	31	80.65
	11	VENAELAEINEN Olavi	6	21	54	2	2	58	89.66
	12	VISTBACKA Aulis	6	21	30	2	3	35	80.00
	Team Totals			6	21	275	10	36	321

Legend:


Exc	Excellent	Cont	Continues	Eff %	Efficiency %	Avg	Average per set	MP	Matches Played
SP	Team Sets Played								


PRNVS0000014C.00084A 00102618:16V050

## NED · Netherlands

After 6 Matches

Scoring Attackers	No	Name	MP	SP	Succ	Faults	Cont	Total	Succ %
		1	TOP Pieter	6	20	45	13	74	132
	3	AALDERS Henk	6	20	46	19	86	151	30.46
	4	OONK Alfred	6	20	15	7	37	59	25.42
	5	VENDERBOSCH Andre	6	20	-	-	1	1	0.00
	6	OOMEN Harry	6	20	1	-	1	2	50.00
	7	DURGE Ron	6	20	20	12	25	57	35.09
	8	TIMMERMAN Edwin	6	20	23	15	38	76	30.26
	9	TIBBEN Stefan	6	20	14	13	8	35	40.00
	10	LIJSSEN Martin	6	20	-	-	2	2	0.00
	11	van der BROEK Edwin	6	20	1	2	-	3	33.33
	12	VERSTAPPEN Johan	6	20	24	15	43	82	29.27
	14	REEKERS Johan	6	20	4	1	5	10	40.00
	Team Totals		6	20	193	97	320	610	31.64

Scoring Blockers	No	Name	MP	SP	Succ	Faults	Cont	Total	Avg
		1	TOP Pieter	6	20	18	17	30	65
	3	AALDERS Henk	6	20	6	17	27	50	0.30
	4	OONK Alfred	6	20	12	23	30	65	0.60
	5	VENDERBOSCH Andre	6	20	-	-	-	-	0.00
	6	OOMEN Harry	6	20	-	-	1	1	0.00
	7	DURGE Ron	6	20	5	12	13	30	0.25
	8	TIMMERMAN Edwin	6	20	10	14	25	49	0.50
	9	TIBBEN Stefan	6	20	6	7	13	26	0.30
	10	LIJSSEN Martin	6	20	-	-	-	-	0.00
	11	van der BROEK Edwin	6	20	-	1	2	3	0.00
	12	VERSTAPPEN Johan	6	20	11	15	13	39	0.55
	14	REEKERS Johan	6	20	-	3	5	8	0.00
	Team Totals		6	20	68	109	159	336	3.40


Scoring Servers	No	Name	MP	SP	Succ	Faults	Cont	Total	Avg
		1	TOP Pieter	6	20	3	2	51	56
	3	AALDERS Henk	6	20	5	7	76	88	0.25
	4	OONK Alfred	6	20	2	3	49	54	0.10
	5	VENDERBOSCH Andre	6	20	-	-	-	-	0.00
	6	OOMEN Harry	6	20	-	2	15	17	0.00
	7	DURGE Ron	6	20	4	2	40	46	0.20
	8	TIMMERMAN Edwin	6	20	-	2	55	57	0.00
	9	TIBBEN Stefan	6	20	-	-	8	8	0.00
	10	LIJSSEN Martin	6	20	-	-	-	-	0.00
	11	van der BROEK Edwin	6	20	-	-	4	4	0.00
	12	VERSTAPPEN Johan	6	20	5	5	63	73	0.25
	14	REEKERS Johan	6	20	2	4	23	29	0.10
	Team Totals		6	20	21	27	384	432	1.05


Team	Opponent Errors & Team Faults	153	66
------	-------------------------------	-----	----


Legend:	
Succ	Successes
Cont	Continues
Succ %	Success %
Avg	Average per set
MP	Matches Played
SP	Team Sets Played

## NED · Netherlands

After 6 Matches

Non-Scoring Diggers	No	Name	MP	SP	Exc	Faults	Cont	Total	Avg	
	1	TOP Pieter	6	20	35	8	23	66	1.75	
	3	AALDERS Henk	6	20	35	12	16	63	1.75	
	4	OONK Alfred	6	20	30	13	32	75	1.50	
	5	VENDERBOSCH Andre	6	20	22	13	12	47	1.10	
	6	OOMEN Harry	6	20	8	3	11	22	0.40	
	7	DURGE Ron	6	20	16	10	23	49	0.80	
	8	TIMMERMAN Edwin	6	20	5	4	11	20	0.25	
	9	TIBBEN Stefan	6	20	2	2	2	6	0.10	
	10	LIJSSEN Martin	6	20	-	1	-	1	0.00	
	11	van der BROEK Edwin	6	20	8	1	2	11	0.40	
	12	VERSTAPPEN Johan	6	20	28	10	15	53	1.40	
	14	REEKERS Johan	6	20	12	4	3	19	0.60	
	Team Totals			6	20	201	81	150	432	10.05

Non-Scoring Setters	No	Name	MP	SP	Exc	Faults	Cont	Total	Avg	
	1	TOP Pieter	6	20	4	-	17	21	0.20	
	3	AALDERS Henk	6	20	5	-	20	25	0.25	
	4	OONK Alfred	6	20	94	2	174	270	4.70	
	5	VENDERBOSCH Andre	6	20	1	-	6	7	0.05	
	6	OOMEN Harry	6	20	16	3	36	55	0.80	
	7	DURGE Ron	6	20	20	-	49	69	1.00	
	8	TIMMERMAN Edwin	6	20	-	-	11	11	0.00	
	9	TIBBEN Stefan	6	20	1	-	2	3	0.05	
	10	LIJSSEN Martin	6	20	-	-	-	-	0.00	
	11	van der BROEK Edwin	6	20	-	-	1	1	0.00	
	12	VERSTAPPEN Johan	6	20	3	-	7	10	0.15	
	14	REEKERS Johan	6	20	11	-	26	37	0.55	
	Team Totals			6	20	155	5	349	509	7.75

Non-Scoring Receivers	No	Name	MP	SP	Exc	Faults	Cont	Total	Eff %	
	1	TOP Pieter	6	20	59	1	8	68	85.29	
	3	AALDERS Henk	6	20	46	3	2	51	84.31	
	4	OONK Alfred	6	20	9	2	1	12	58.33	
	5	VENDERBOSCH Andre	6	20	99	3	10	112	85.71	
	6	OOMEN Harry	6	20	4	2	-	6	33.33	
	7	DURGE Ron	6	20	27	2	1	30	83.33	
	8	TIMMERMAN Edwin	6	20	3	-	-	3	100.00	
	9	TIBBEN Stefan	6	20	-	-	-	-	0.00	
	10	LIJSSEN Martin	6	20	-	-	-	-	0.00	
	11	van der BROEK Edwin	6	20	2	-	-	2	100.00	
	12	VERSTAPPEN Johan	6	20	26	-	4	30	86.67	
	14	REEKERS Johan	6	20	6	1	2	9	55.56	
	Team Totals			6	20	281	14	28	323	82.66

Legend:										
Exc	Excellent	Cont	Continues	Eff %	Efficiency %	Avg	Average per set	MP	Matches Played	
SP	Team Sets Played									

PRNVS0000014D.00073 00102620:12V010

# MEN'S SITTING QUARTERFINAL MATCH RESULTS



THU 26 OCT 2000

P2

PAVILION 3

Match No: 35  
Start Time: 17:30

GER vs BIH  
1 3

Spectators: 1275

Team	Sets	1	2	3	4	Total
GER	1	25	16	26	29	96
BIH	3	22	25	28	31	106
	Minutes	22	18	28	28	96

Referees: CHIRCHOV Stepan (RUS) & KHOEINI Hossein (IRI)

GER - Germany							BIH - Bosnia & Herzegovina								
No	Name	1	2	3	4	5	Pts	No	Name	1	2	3	4	5	Pts
1	SCHIFFLER Alexander	■	■	■	■		6	1	GODINJAK Ismet	■	■	■	■		13
2	STETTNER Ferenc	■	■	■	■		1	2	MANKO Adnan	■	■	■	■		9
3	RENGER Thomas	■	■	■			8	3	NUHANOVIC Sevkco	■					
5	HAUSSIG Uwe				■			4	4	IBRAKOVIC Edin	■	■	■	■	7
6	SOICKE Siegmund	■	■	■	■		4	5	MEDIC Asim	■	■	■	■		16
7	von der TRENCK Stefan	■	■				1	6	CAUSEVIC Fikret	■	■	■			2
8	MIMBERG Dirk	■	■	■	■		20	7	MAHMIC Zikret	■	■	■	■		11
9	SCHRAPP Juergen	■	■	■	■		20	8	HAMZIC Dzevad	■	■	■			
10	WISCHNEWSKI Stefan							9	L SALKIC Nedzad	L	L	L	L		1
11	RICKMANN Martin			■	■			10	CISJA Abid						
12	BARSCH Steffen	■	■	■	■		15	11	DELALIC Sabahudin	■	■	■	■		4
								12	ALIC Nevzet						
<b>Head Coach:</b> DE HAAN Jouke							<b>Head Coach:</b> HRUSTEMOVIC Mirza								
<b>Assistant:</b> WILKENS Andreas							<b>Assistant:</b> COLIC Mehmed								

## TEAM AND PLAYER PERFORMANCES

Won	Total Atts	No	Name	Scoring Skills	Won	Total Atts	No	Name
57	166	Total Team		Attack	51	158	Total Team	
16	40	8	MIMBERG Dirk		13	32	1	GODINJAK Ismet
15	47	9	SCHRAPP Juergen		13	44	5	MEDIC Asim
12	28	12	BARSCH Steffen		9	20	7	MAHMIC Zikret
13	71	Total Team		Block	11	87	Total Team	
4	11	8	MIMBERG Dirk		3	21	2	MANKO Adnan
4	11	9	SCHRAPP Juergen		3	12	4	IBRAKOVIC Edin
2	6	1	SCHIFFLER Alexander		2	14	5	MEDIC Asim
5	97	Total Team		Serve	1	105	Total Team	
2	9	1	SCHIFFLER Alexander		1	20	5	MEDIC Asim
2	15	12	BARSCH Steffen					
1	14	9	SCHRAPP Juergen					
21		Total Team		Opp Error	43		Total Team	
96	334	Total Team			106	350	Total Team	
20	20	8	MIMBERG Dirk		<b>Best Scorer</b>	16	16	5

### Legend:

■ Starting line-up      ■ Substitute      nn Team Captain      L Substitute libero  
 Pts Points scored      L Libero Player      Opp Opponent      Atts Attempts


PRNVS0000014E.00084A 00102620:19V050






## GER - Germany

After 6 Matches

Scoring Attackers	No	Name	MP	SP	Succ	Faults	Cont	Total	Succ %
	1	SCHIFFLER Alexander	6	19	13	16	27	56	23.21
	2	STETTNER Ferenc	6	19	6	3	14	23	26.09
	3	RENGER Thomas	6	19	23	15	29	67	34.33
	5	HAUSSIG Uwe	6	19	3	1	6	10	30.00
	6	SOICKE Siegmund	6	19	4	13	26	43	9.30
	7	von der TRENCK Stefan	6	19	4	5	22	31	12.90
	8	MIMBERG Dirk	6	19	58	30	70	158	36.71
	9	SCHRAPP Juergen	6	19	56	22	63	141	39.72
	10	WISCHNEWSKI Stefan	6	19	4	-	3	7	57.14
	11	RICKMANN Martin	6	19	7	3	6	16	43.75
	12	BARSCHE Steffen	6	19	36	17	45	98	36.73
	Team Totals			6	19	214	125	311	650

Scoring Blockers	No	Name	MP	SP	Succ	Faults	Cont	Total	Avg
	1	SCHIFFLER Alexander	6	19	5	3	22	30	0.26
	2	STETTNER Ferenc	6	19	6	4	21	31	0.32
	3	RENGER Thomas	6	19	4	9	13	26	0.21
	5	HAUSSIG Uwe	6	19	1	1	2	4	0.05
	6	SOICKE Siegmund	6	19	8	16	22	46	0.42
	7	von der TRENCK Stefan	6	19	1	2	8	11	0.05
	8	MIMBERG Dirk	6	19	9	10	23	42	0.47
	9	SCHRAPP Juergen	6	19	10	13	22	45	0.53
	10	WISCHNEWSKI Stefan	6	19	1	-	1	2	0.05
	11	RICKMANN Martin	6	19	4	4	4	12	0.21
	12	BARSCHE Steffen	6	19	8	14	22	44	0.42
	Team Totals			6	19	57	76	160	293

Scoring Servers	No	Name	MP	SP	Succ	Faults	Cont	Total	Avg
	1	SCHIFFLER Alexander	6	19	7	4	21	32	0.37
	2	STETTNER Ferenc	6	19	4	7	65	76	0.21
	3	RENGER Thomas	6	19	-	5	37	42	0.00
	5	HAUSSIG Uwe	6	19	4	2	13	19	0.21
	6	SOICKE Siegmund	6	19	1	1	59	61	0.05
	7	von der TRENCK Stefan	6	19	-	-	2	2	0.00
	8	MIMBERG Dirk	6	19	1	6	48	55	0.05
	9	SCHRAPP Juergen	6	19	7	4	57	68	0.37
	10	WISCHNEWSKI Stefan	6	19	5	-	6	11	0.26
	11	RICKMANN Martin	6	19	2	2	12	16	0.11
	12	BARSCHE Steffen	6	19	7	8	51	66	0.37
	Team Totals			6	19	38	39	371	448


Team	Opponent Errors & Team Faults	143	34
------	-------------------------------	-----	----


Legend:


Succ	Successes	Cont	Continues	Succ %	Success %	Avg	Average per set	MP	Matches Played
SP	Team Sets Played								

## GER - Germany

After 6 Matches

Non-Scoring Diggers		No	Name	MP	SP	Exc	Faults	Cont	Total	Avg
		1	SCHIFFLER Alexander	6	19	14	3	7	24	0.74
		2	STETTNER Ferenc	6	19	26	12	23	61	1.37
		3	RENGER Thomas	6	19	26	6	27	59	1.37
		5	HAUSSIG Uwe	6	19	5	3	1	9	0.26
		6	SOICKE Siegmund	6	19	19	10	32	61	1.00
		7	von der TRENCK Stefan	6	19	3	3	4	10	0.16
		8	MIMBERG Dirk	6	19	30	10	29	69	1.58
		9	SCHRAPP Juergen	6	19	39	13	31	83	2.05
		10	WISCHNEWSKI Stefan	6	19	9	-	6	15	0.47
		11	RICKMANN Martin	6	19	12	1	3	16	0.63
		12	BARSCHE Steffen	6	19	32	12	33	77	1.68
	Team Totals				6	19	215	73	196	484

Non-Scoring Setters		No	Name	MP	SP	Exc	Faults	Cont	Total	Avg
		1	SCHIFFLER Alexander	6	19	1	-	10	11	0.05
		2	STETTNER Ferenc	6	19	74	2	133	209	3.89
		3	RENGER Thomas	6	19	2	-	11	13	0.11
		5	HAUSSIG Uwe	6	19	4	-	12	16	0.21
		6	SOICKE Siegmund	6	19	96	2	139	237	5.05
		7	von der TRENCK Stefan	6	19	-	-	2	2	0.00
		8	MIMBERG Dirk	6	19	4	2	18	24	0.21
		9	SCHRAPP Juergen	6	19	5	1	23	29	0.26
		10	WISCHNEWSKI Stefan	6	19	2	-	3	5	0.11
		11	RICKMANN Martin	6	19	1	-	5	6	0.05
		12	BARSCHE Steffen	6	19	4	1	14	19	0.21
	Team Totals				6	19	193	8	370	571

Non-Scoring Receivers		No	Name	MP	SP	Exc	Faults	Cont	Total	Eff %
		1	SCHIFFLER Alexander	6	19	21	-	5	26	80.77
		2	STETTNER Ferenc	6	19	8	1	1	10	70.00
		3	RENGER Thomas	6	19	61	2	10	73	80.82
		5	HAUSSIG Uwe	6	19	2	-	1	3	66.67
		6	SOICKE Siegmund	6	19	19	1	3	23	78.26
		7	von der TRENCK Stefan	6	19	1	-	2	3	33.33
		8	MIMBERG Dirk	6	19	52	2	5	59	84.75
		9	SCHRAPP Juergen	6	19	43	-	4	47	91.49
		10	WISCHNEWSKI Stefan	6	19	13	2	-	15	73.33
		11	RICKMANN Martin	6	19	13	-	2	15	86.67
		12	BARSCHE Steffen	6	19	47	2	5	54	83.33
	Team Totals				6	19	280	10	38	328


Legend:


Exc	Excellent	Cont	Continues	Eff %	Efficiency %	Avg	Average per set	MP	Matches Played
SP	Team Sets Played								


PRNVS0000014F.00084A 00102620:20V050

## BIH · Bosnia & Herzegovina

After 6 Matches

Scoring Attackers	No	Name	MP	SP	Succ	Faults	Cont	Total	Succ %
		1	GODINJAK Ismet	6	20	45	22	48	115
	2	MANKO Adnan	6	20	22	8	50	80	27.50
	3	NUHANOVIC Sevko	6	20	10	5	7	22	45.45
	4	IBRAKOVIC Edin	6	20	18	16	32	66	27.27
	5	MEDIC Asim	6	20	28	16	60	104	26.92
	6	CAUSEVIC Fikret	6	20	14	8	9	31	45.16
	7	MAHMIC Zikret	6	20	46	28	34	108	42.59
	8	HAMZIC Dzevad	6	20	15	15	17	47	31.91
	9	SALKIC Nedzad	6	20	2	1	2	5	40.00
	10	CISIJA Abid	6	20	1	-	3	4	25.00
	11	DELALIC Sabahudin	6	20	20	13	32	65	30.77
	12	ALIC Nevzet	6	20	7	8	7	22	31.82
	Team Totals		6	20	228	140	301	669	34.08

Scoring Blockers	No	Name	MP	SP	Succ	Faults	Cont	Total	Avg
		1	GODINJAK Ismet	6	20	2	13	18	33
	2	MANKO Adnan	6	20	13	20	33	66	0.65
	3	NUHANOVIC Sevko	6	20	2	4	3	9	0.10
	4	IBRAKOVIC Edin	6	20	6	8	18	32	0.30
	5	MEDIC Asim	6	20	10	17	19	46	0.50
	6	CAUSEVIC Fikret	6	20	-	2	6	8	0.00
	7	MAHMIC Zikret	6	20	5	12	11	28	0.25
	8	HAMZIC Dzevad	6	20	2	1	9	12	0.10
	9	SALKIC Nedzad	6	20	-	-	-	-	0.00
	10	CISIJA Abid	6	20	-	1	1	2	0.00
	11	DELALIC Sabahudin	6	20	5	23	27	55	0.25
	12	ALIC Nevzet	6	20	2	2	3	7	0.10
	Team Totals		6	20	47	103	148	298	2.35


Scoring Servers	No	Name	MP	SP	Succ	Faults	Cont	Total	Avg
		1	GODINJAK Ismet	6	20	2	1	36	39
	2	MANKO Adnan	6	20	5	6	49	60	0.25
	3	NUHANOVIC Sevko	6	20	2	1	18	21	0.10
	4	IBRAKOVIC Edin	6	20	1	1	56	58	0.05
	5	MEDIC Asim	6	20	7	4	54	65	0.35
	6	CAUSEVIC Fikret	6	20	3	3	18	24	0.15
	7	MAHMIC Zikret	6	20	9	8	42	59	0.45
	8	HAMZIC Dzevad	6	20	3	1	24	28	0.15
	9	SALKIC Nedzad	6	20	-	-	-	-	0.00
	10	CISIJA Abid	6	20	1	1	7	9	0.05
	11	DELALIC Sabahudin	6	20	5	3	79	87	0.25
	12	ALIC Nevzet	6	20	-	1	10	11	0.00
	Team Totals		6	20	38	30	393	461	1.90


Team	Opponent Errors & Team Faults	155	34
------	-------------------------------	-----	----


Legend:	
Succ	Successes
Cont	Continues
Succ %	Success %
Avg	Average per set
MP	Matches Played
SP	Team Sets Played

## BIH · Bosnia & Herzegovina

After 6 Matches

Non-Scoring Diggers	No	Name	MP	SP	Exc	Faults	Cont	Total	Avg
	1	GODINJAK Ismet	6	20	29	10	15	54	1.45
	2	MANKO Adnan	6	20	40	14	16	70	2.00
	3	NUHANOVIC Sevko	6	20	-	1	1	2	0.00
	4	IBRAKOVIC Edin	6	20	5	3	4	12	0.25
	5	MEDIC Asim	6	20	38	7	17	62	1.90
	6	CAUSEVIC Fikret	6	20	6	1	4	11	0.30
	7	MAHMIC Zikret	6	20	31	8	10	49	1.55
	8	HAMZIC Dzevad	6	20	14	4	9	27	0.70
	9	SALKIC Nedzad	6	20	43	5	6	54	2.15
	10	CISIJA Abid	6	20	1	1	1	3	0.05
	11	DELALIC Sabahudin	6	20	25	7	14	46	1.25
	12	ALIC Nevzet	6	20	10	-	-	10	0.50
Team Totals			6	20	242	61	98	401	12.10

Non-Scoring Setters	No	Name	MP	SP	Exc	Faults	Cont	Total	Avg
	1	GODINJAK Ismet	6	20	7	1	26	34	0.35
	2	MANKO Adnan	6	20	55	4	93	152	2.75
	3	NUHANOVIC Sevko	6	20	1	-	-	1	0.05
	4	IBRAKOVIC Edin	6	20	2	-	8	10	0.10
	5	MEDIC Asim	6	20	10	-	16	26	0.50
	6	CAUSEVIC Fikret	6	20	-	-	1	1	0.00
	7	MAHMIC Zikret	6	20	1	1	17	19	0.05
	8	HAMZIC Dzevad	6	20	1	-	3	4	0.05
	9	SALKIC Nedzad	6	20	-	-	10	10	0.00
	10	CISIJA Abid	6	20	9	-	10	19	0.45
	11	DELALIC Sabahudin	6	20	87	-	168	255	4.35
	12	ALIC Nevzet	6	20	3	-	1	4	0.15
Team Totals			6	20	176	6	353	535	8.80


Non-Scoring Receivers	No	Name	MP	SP	Exc	Faults	Cont	Total	Eff %
	1	GODINJAK Ismet	6	20	27	1	4	32	81.25
	2	MANKO Adnan	6	20	39	3	10	52	69.23
	3	NUHANOVIC Sevko	6	20	-	-	-	-	0.00
	4	IBRAKOVIC Edin	6	20	4	-	-	4	100.0
	5	MEDIC Asim	6	20	17	2	8	27	55.56
	6	CAUSEVIC Fikret	6	20	12	1	6	19	57.89
	7	MAHMIC Zikret	6	20	40	1	11	52	75.00
	8	HAMZIC Dzevad	6	20	12	-	1	13	92.31
	9	SALKIC Nedzad	6	20	55	4	11	70	72.86
	10	CISIJA Abid	6	20	2	-	2	4	50.00
	11	DELALIC Sabahudin	6	20	42	-	15	57	73.68
	12	ALIC Nevzet	6	20	4	-	1	5	80.00
Team Totals			6	20	254	12	69	335	72.24


Legend:


Exc	Excellent	Cont	Continues	Exc %	Efficiency %	Avg	Average per set	MP	Matches Played
SP	Team Sets Played								

PRNVS00000150.00085A 00102620:22V01U



Scoring Attackers		Rk	Name	NPC	MP	SP	Succ	Faults	Cont	Total	Succ %	
		1	Egypt	EGY	5	15	185	71	216	472	39.19	
		2	Islamic Republic of Iran	IRI	6	18	198	82	264	544	36.40	
		3	Bosnia & Herzegovina	BIH	6	20	228	140	301	669	34.08	
		4	Germany	GER	6	19	214	125	311	650	32.92	
		5	Finland	FIN	6	21	217	101	351	669	32.44	
		6	Hungary	HUN	5	15	125	69	196	390	32.05	
		7	Netherlands	NED	6	20	193	97	320	610	31.64	
		8	Korea	KOR	6	19	154	102	305	561	27.45	
		9	Japan	JPN	6	19	159	149	320	628	25.32	
		10	Australia	AUS	6	21	102	91	326	519	19.65	
		11	United States of America	USA	6	18	73	112	200	385	18.96	
		12	Libyan Arab Jamahiriya	LBA	6	21	76	92	250	418	18.18	
		Total Tournament				35	113	1924	1231	3360	4546	42.32


Scoring Blockers		Rk	Name	NPC	MP	SP	Succ	Faults	Cont	Total	Avg	
		1	Hungary	HUN	5	15	61	83	157	301	4.07	
		2	Netherlands	NED	6	20	68	109	159	336	3.40	
		3	Germany	GER	6	19	57	76	160	293	3.00	
		4	Islamic Republic of Iran	IRI	6	18	51	64	124	239	2.83	
		5	Australia	AUS	6	21	55	112	114	281	2.62	
		6	Finland	FIN	6	21	54	80	131	265	2.57	
		7	Bosnia & Herzegovina	BIH	6	20	47	103	148	298	2.35	
		8	Egypt	EGY	5	15	33	57	106	196	2.20	
		9	United States of America	USA	6	18	38	87	108	233	2.11	
		10	Korea	KOR	6	19	32	88	88	208	1.68	
		11	Japan	JPN	6	19	18	54	102	174	0.95	
		12	Libyan Arab Jamahiriya	LBA	6	21	17	67	74	158	0.81	
		Total Tournament				35	113	531	980	1471	6515	4.70


Scoring Servers		Rk	Name	NPC	MP	SP	Succ	Faults	Cont	Total	Avg	
		1	Islamic Republic of Iran	IRI	6	18	59	19	362	440	3.28	
		2	Germany	GER	6	19	38	39	371	448	2.00	
		3	Bosnia & Herzegovina	BIH	6	20	38	30	393	461	1.90	
		4	Egypt	EGY	5	15	26	15	327	368	1.73	
		5	Korea	KOR	6	19	29	39	294	362	1.53	
		6	Finland	FIN	6	21	31	23	410	464	1.48	
		7	Hungary	HUN	5	15	22	25	284	331	1.47	
		8	Japan	JPN	6	19	25	30	310	365	1.32	
		9	Netherlands	NED	6	20	21	27	384	432	1.05	
			Libyan Arab Jamahiriya	LBA	6	21	22	23	287	332	1.05	
		11	United States of America	USA	6	18	17	56	149	222	0.94	
		12	Australia	AUS	6	21	19	50	252	321	0.90	
		Total Tournament				35	113	347	376	3823	2982	3.07


Legend:											
Rk	Rank	Succ	Successes	Cont	Continues	Succ %	Success %	Avg	Average per set		
MP	Matches Played	SP	Sets Played								

PROVISIONAL



Non-Scoring Diggers		Rk	Name	NPC	MP	SP	Exc	Faults	Cont	Total	Avg
	1	Islamic Republic of Iran	IRI	6	18	258	43	71	372	14.33	
	2	Egypt	EGY	5	15	205	34	102	341	13.67	
	3	Japan	JPN	6	19	241	103	111	455	12.68	
	4	Finland	FIN	6	21	266	87	147	500	12.67	
	5	Bosnia & Herzegovina	BIH	6	20	242	61	98	401	12.10	
	6	Germany	GER	6	19	215	73	196	484	11.32	
	7	Korea	KOR	6	19	198	93	135	426	10.42	
	8	Netherlands	NED	6	20	201	81	150	432	10.05	
	9	Hungary	HUN	5	15	129	68	153	350	8.60	
	10	Australia	AUS	6	21	154	134	139	427	7.33	
	11	United States of America	USA	6	18	87	90	118	295	4.83	
	12	Libyan Arab Jamahiriya	LBA	6	21	76	128	244	448	3.62	
Total Tournament					35	113	2272	995	1664	4931	20.11

Non-Scoring Setters		Rk	Name	NPC	MP	SP	Exc	Faults	Cont	Total	Avg
	1	Germany	GER	6	19	193	8	370	571	10.16	
	2	Egypt	EGY	5	15	142	9	235	386	9.47	
	3	Bosnia & Herzegovina	BIH	6	20	176	6	353	535	8.80	
	4	Islamic Republic of Iran	IRI	6	18	153	5	293	451	8.50	
	5	Netherlands	NED	6	20	155	5	349	509	7.75	
	6	Finland	FIN	6	21	159	6	346	511	7.57	
	7	Japan	JPN	6	19	140	9	429	578	7.37	
	8	Hungary	HUN	5	15	99	5	228	332	6.60	
	9	Korea	KOR	6	19	113	8	304	425	5.95	
	10	United States of America	USA	6	18	50	11	253	314	2.78	
	11	Australia	AUS	6	21	58	14	323	395	2.76	
	12	Libyan Arab Jamahiriya	LBA	6	21	45	17	258	320	2.14	
Total Tournament					35	113	1483	103	3741	5327	13.12

Non-Scoring Receivers		Rk	Name	NPC	MP	SP	Exc	Faults	Cont	Total	Eff %
	1	Egypt	EGY	5	15	167	4	22	193	84.46	
	2	Netherlands	NED	6	20	281	14	28	323	82.66	
	3	Finland	FIN	6	21	275	10	36	321	82.55	
	4	Germany	GER	6	19	280	10	38	328	82.32	
	5	Islamic Republic of Iran	IRI	6	18	173	5	38	216	77.78	
	6	Bosnia & Herzegovina	BIH	6	20	254	12	69	335	72.24	
	7	Japan	JPN	6	19	268	27	66	361	66.76	
	8	Australia	AUS	6	21	290	34	87	411	62.29	
	9	Libyan Arab Jamahiriya	LBA	6	21	240	37	94	371	54.72	
	10	Hungary	HUN	5	15	145	18	73	236	53.81	
	11	Korea	KOR	6	19	175	28	133	336	43.75	
	12	United States of America	USA	6	18	185	52	127	364	36.54	
Total Tournament					35	113	2733	251	811	3795	65.40

**Legend:**

<b>Rk</b>	Rank	<b>Exc</b>	Excellent	<b>Cont</b>	Continues	<b>Eff %</b>	Efficiency %	<b>Avg</b>	Average per set
<b>MP</b>	Matches Played	<b>SP</b>	Sets Played						

PROVISIONAL



PRNVS00000151.00085B 00102816:01V01U



### BEST SCORERS


Rk	No	Name	NPC	%	MP	SP	Attack	Block	Serve	Total
1	14	MANYAK Attila	HUN	32.3	8	24	87	14	11	112
2	8	MIMBERG Dirk	GER	24.1	7	22	74	12	2	88
3	8	TANAKA Koji	JPN	31.7	7	23	74	8	2	84
4	9	SCHRAPP Juergen	GER	22.5	7	22	59	14	9	82
5	3	AALDERS Henk	NED	21.7	7	23	56	11	6	73
6	1	TOP Pieter	NED	21.4	7	23	50	18	4	72
7	8	MELANEN Lauri	FIN	20.9	7	24	57	8	6	71
	7	MAHMIC Zikret	BIH	19.6	7	23	56	6	9	71
9	8	KIM Sung-Hoon	KOR	26.9	7	23	49	16	5	70
10	1	ELSHAWIKH Hesham	EGY	21.0	7	21	52	12	5	69
11	15	MAKAROVSZKI Sandor	HUN	19.3	8	24	39	25	3	67
12	1	KATO Masahiko	JPN	24.5	7	23	52	8	5	65
13	12	ABD ELYAZID Mohamed	EGY	18.9	7	21	44	9	9	62
14	12	BARSCHE Steffen	GER	15.9	7	22	41	9	8	58
	10	FIROUZI Parviz	IRI	15.6	7	21	38	16	4	58
	9	TUOMINEN Veli-Matti	FIN	17.1	7	24	38	11	9	58
	8	SOBCZAK Greg	AUS	27.9	7	25	25	18	15	58
18	5	MEDIC Asim	BIH	15.7	7	23	37	12	8	57
19	1	GODINJAK Ismet	BIH	15.2	7	23	50	3	2	55
	5	SOLEIMANI Majid	IRI	14.8	7	21	23	13	19	55
21	9	HUSSEIN Mohamed	EGY	16.5	7	21	50	2	2	54
	15	JOHNSON Bradley	USA	28.7	7	22	32	18	4	54
23	12	BEHRAMAN Hojat	IRI	14.0	7	21	39	7	6	52
24	7	ROWORTH Brett	AUS	23.1	7	25	33	9	6	48
25	11	VENAELAEINEN Olavi	FIN	13.9	7	24	35	10	2	47
	3	HASSAN Yasser	EGY	14.3	7	21	33	7	7	47
27	1	YOON Chul-Ho	KOR	17.3	7	23	31	5	9	45
28	2	MANKO Adnan	BIH	12.1	7	23	24	15	5	44
29	12	VERSTAPPEN Johan	NED	12.8	7	23	25	12	6	43
30	6	KANG Duck-Chan	KOR	16.2	7	23	29	7	6	42
31	3	PEIDAYESH Reza	IRI	11.0	7	21	33	6	2	41
	10	PULLI Matti	FIN	12.1	7	24	28	13	0	41
33	6	GOLKAR AZGHANDI Ali	IRI	10.2	7	21	27	3	8	38
34	2	SATO Ei	JPN	13.6	7	23	33	2	1	36
	3	PARK Hyun-Dong	KOR	13.8	7	23	28	4	4	36
	8	TIMMERMAN Edwin	NED	10.7	7	23	25	10	1	36
	11	DELALIC Sabahudin	BIH	9.9	7	23	23	8	5	36
38	3	RENGER Thomas	GER	9.6	7	22	30	4	1	35
	4	LAINEN Jukka	FIN	10.3	7	24	26	6	3	35
10		HASSAN Adel	EGY	10.7	7	21	23	10	2	35
<b>Total Tournament</b>					43	139	2391	687	442	3520


NOTE: 40 players are listed; except where ties would extend the list beyond 40 in which case the tied players are not listed.


Legend:										
Rk	Rank	%	% of points won by all players in team	MP	Matches Played	SP	Team Sets Played			

PROVISIONAL



Scoring Attackers		Rk	No	Name	NPC	MP	SP	Succ	Faults	Cont	Total	Succ %
		1	7	MAHMIC Zikret	BIH	7	23	56	30	47	133	42.11
		2	1	ELSHAWIKH Hesham	EGY	7	21	52	20	58	130	40.00
		3	1	GODINJAK Ismet	BIH	7	23	50	26	53	129	38.76
		4	14	MANYAK Attila	HUN	8	24	87	37	101	225	38.67
		5	8	MIMBERG Dirk	GER	7	22	74	36	85	195	37.95
		6	8	TANAKA Koji	JPN	7	23	74	53	70	197	37.56
		7	9	SCHRAPP Juergen	GER	7	22	59	32	70	161	36.65
		8	8	KIM Sung-Hoon	KOR	7	23	49	30	57	136	36.03
		9	12	BARSCH Steffen	GER	7	22	41	23	51	115	35.65
		10	1	TOP Pieter	NED	7	23	50	15	79	144	34.72
Limit Percentage 15.00%				Total Tournament		43	139	2391	1560	4184	5641	42.39

Scoring Blockers		Rk	No	Name	NPC	MP	SP	Succ	Faults	Cont	Total	Avg
		1	15	MAKAROVSKI Sandor	HUN	8	24	25	32	51	108	1.04
		2	15	JOHNSON Bradley	USA	7	22	18	18	33	69	0.82
		3	1	TOP Pieter	NED	7	23	18	17	30	65	0.78
		4	10	FIROUZI Parviz	IRI	7	21	16	9	15	40	0.76
		5	8	SOBCZAK Greg	AUS	7	25	18	34	38	90	0.72
		6	8	KIM Sung-Hoon	KOR	7	23	16	21	25	62	0.70
		7	2	MANKO Adnan	BIH	7	23	15	24	37	76	0.65
		8	9	SCHRAPP Juergen	GER	7	22	14	16	24	54	0.64
		9	5	SOLEIMANI Majid	IRI	7	21	13	10	27	50	0.62
		10	14	MANYAK Attila	HUN	8	24	14	15	30	59	0.58
				Total Tournament		43	139	687	1240	1814	8135	4.94


Scoring Servers		Rk	No	Name	NPC	MP	SP	Succ	Faults	Cont	Total	Avg
		1	5	SOLEIMANI Majid	IRI	7	21	19	4	59	82	0.90
		2	8	SOBCZAK Greg	AUS	7	25	15	16	41	72	0.60
		3	14	MANYAK Attila	HUN	8	24	11	6	49	66	0.46
		4	12	ABD ELYAZID Mohamed	EGY	7	21	9	4	81	94	0.43
		5	9	SCHRAPP Juergen	GER	7	22	9	6	73	88	0.41
		6	1	YOON Chul-Ho	KOR	7	23	9	8	70	87	0.39
		7		MAHMIC Zikret	BIH	7	23	9	10	45	64	0.39
		8	7	DOMOKOS Andras	HUN	8	24	9	7	75	91	0.38
		9		TUOMINEN Veli-Matti	FIN	7	24	9	9	65	83	0.38
		6		GOLKAR AZGHANDI Ali	IRI	7	21	8	3	41	52	0.38
				Total Tournament		43	139	442	458	4741	3741	3.18


NOTE: 10 players are listed per skill; except where ties would extend the list beyond 10 in which case the tied players are not listed.


Legend:		Succ	Cont	Succ %	Avg
Rk	Rank	Successes	Continues	Success %	Average per set
MP	Matches Played	SP	Team Sets Played		

PROVISIONAL



Non-Scoring Diggers		Rk No	Name	NPC	MP	SP	Exc	Faults	Cont	Total	Avg
	1	9	KOVACS Laszlo	HUN	8	24	74	19	47	140	3.08
	2	5	KIM Bong-Ju	KOR	7	23	70	19	25	114	3.04
	3	12	ABD ELYAZID Mohamed	EGY	7	21	61	11	13	85	2.90
	4	1	YOON Chul-Ho	KOR	7	23	64	16	38	118	2.78
	8		TANAKA Koji	JPN	7	23	64	11	17	92	2.78
	6	11	VENAELAEINEN Olavi	FIN	7	24	65	19	35	119	2.71
	7	7	NAKAYAMA Robert	JPN	7	23	60	22	27	109	2.61
	8	9	SALKIC Nedzad	BIH	7	23	56	5	8	69	2.43
	9	3	HASSAN Yasser	EGY	7	21	50	6	25	81	2.38
	8		ABD ELLATIF Abd Elnabi	EGY	7	21	50	6	16	72	2.38
Total Tournament					43	139	3075	1206	1974	6255	22.12

Non-Scoring Setters		Rk No	Name	NPC	MP	SP	Exc	Faults	Cont	Total	Avg
	1	6	SOICKE Siegmund	GER	7	22	115	2	162	279	5.23
	2	4	OONK Alfred	NED	7	23	103	2	186	291	4.48
	3	11	DELALIC Sabahudin	BIH	7	23	99	-	198	297	4.30
	4	3	HASSAN Yasser	EGY	7	21	88	2	141	231	4.19
	5	2	STETTNER Ferenc	GER	7	22	84	2	154	240	3.82
	6	7	NAKAYAMA Robert	JPN	7	23	81	2	187	270	3.52
	7	10	PULLI Matti	FIN	7	24	77	1	164	242	3.21
	8	5	EL BAHAEY Taher	EGY	7	21	65	5	118	188	3.10
	9	7	DOMOKOS Andras	HUN	8	24	73	4	116	193	3.04
	10	2	MANKO Adnan	BIH	7	23	67	5	109	181	2.91
Total Tournament					43	139	1843	124	4664	6631	13.26

Non-Scoring Receivers		Rk No	Name	NPC	MP	SP	Exc	Faults	Cont	Total	Eff %
	1	12	ABD ELYAZID Mohamed	EGY	7	21	74	1	7	82	89.02
	2	5	VENDERBOSCH Andre	NED	7	23	103	3	11	117	85.47
	3	11	NORTH Brant	AUS	7	25	102	7	16	125	76.00
	4	9	KOVACS Laszlo	HUN	8	24	100	10	27	137	65.69
	5	5	KIM Bong-Ju	KOR	7	23	70	3	52	125	53.60
	9		ABDELGADER SALEH Saleh Ibrahim	LBA	8	27	68	8	22	98	
	10		ABUSETIN Mustafa	LBA	7	27	53	13	24	90	
	3		RENGER Thomas	GER	7	22	72	2	10	84	
	1		KATO Masahiko	JPN	7	23	63	7	13	83	
	9		SALKIC Nedzad	BIH	7	23	63	4	14	81	
Limit Percentage 25.00%											
Total Tournament					43	139	3445	315	961	4721	66.30

NOTE: 10 players are listed per skill; except where ties would extend the list beyond 10 in which case the tied players are not listed.

Legend:		Exc	Cont	Eff %	Avg
Rk	Rank	Excellent	Continues	Efficiency %	Average per set
MP	Matches Played	SP	Team Sets Played		

PROVISIONAL

PRNVS00000152.00073 00102621:49V010

Match No: 36  
Start Time: 19:00

EGY vs HUN  
3 0

Spectators: 400

Team	Sets	1	2	3	Total
EGY	3	25	25	28	78
HUN	0	19	21	26	66
	Minutes	20	22	24	66

Referees: GIUGNI Stephen (AUS) & VAN DE LOO Henricus (NED)

EGY ▪ Egypt							HUN ▪ Hungary								
No	Name	1	2	3	4	5	Pts	No	Name	1	2	3	4	5	Pts
1	ELSHAWIKH Hesham	■	■	■			9	1	LOCSEI Sandor			□	■		4
2	AWED Tamer							2	SZIGEDI Laszlo						
3	HASSAN Yasser	■	■	■			4	3	SZABO Laszlo				□		
4	ABD ALLA Ashraf				□	□	2	4	GAL Janos						
5	EL BAHAEY Taher	■	■	■			7	5	PERES Janos						
7	HASSANEIN Salah							6	KEKECS Miklos	■	■	■			3
8	L ABD ELLATIF Abd Elnabi	L	L	L				7	DOMOKOS Andras	■	■	■			3
9	HUSSEIN Mohamed	■	■	■			5	8	STIRCZER Jozsef	■	■	■			3
10	HASSAN Adel	■	■	■			3	9	L KOVACS Laszlo	L	L	L			
11	ELHELBAWI Rezek							10	SZECSENYI Lajos	■	■				3
12	ABD ELYAZID Mohamed	■	■	■			12	14	MANYAK Attila	■	■	■			23
								15	MAKAROVSKI Sandor	■	■	■			5
<b>Head Coach:</b> DARWISH Mansour							<b>Head Coach:</b> BALOGH Istvan								
<b>Assistant:</b> SALAMA Mohamed							<b>Assistant:</b>								

## TEAM AND PLAYER PERFORMANCES

Won	Total Atts	No	Name	Scoring Skills	Won	Total Atts	No	Name
33	124	<b>Total Team</b>		<b>Attack</b>	30	110	<b>Total Team</b>	
9	31	12	ABD ELYAZID Mohamed		17	48	14	MANYAK Attila
7	24	1	ELSHAWIKH Hesham		4	19	15	MAKAROVSKI Sandor
5	13	5	EL BAHAEY Taher		3	3	1	LOCSEI Sandor
6	42	<b>Total Team</b>		<b>Block</b>	9	55	<b>Total Team</b>	
2	14	1	ELSHAWIKH Hesham		3	16	14	MANYAK Attila
2	3	12	ABD ELYAZID Mohamed		2	8	10	SZECSENYI Lajos
1	12	3	HASSAN Yasser		1	14	6	KEKECS Miklos
3	76	<b>Total Team</b>		<b>Serve</b>	5	68	<b>Total Team</b>	
1	13	5	EL BAHAEY Taher		3	12	14	MANYAK Attila
1	17	10	HASSAN Adel		1	8	1	LOCSEI Sandor
1	13	12	ABD ELYAZID Mohamed		1	11	10	SZECSENYI Lajos
36		<b>Total Team</b>		<b>Opp Error</b>	22		<b>Total Team</b>	
78	242	<b>Total Team</b>		<b>Total</b>	66	233	<b>Total Team</b>	
12	12	12	ABD ELYAZID Mohamed	<b>Best Scorer</b>	23	23	14	MANYAK Attila

### Legend:

■ Starting line-up      □ Substitute      nn Team Captain      □ L Substitute libero  
 Pts Points scored      L Libero Player      Opp Opponent      Atts Attempts

PRNVS00000153.00083 00102621:52V010

Match No 36  
Start Time: 19:00


EGY vs HUN  
3 0


Spectators: 400

Team	Sets	1	2	3	Total
EGY	3	25	25	28	78
HUN	0	19	21	26	66
	Minutes	20	22	24	66

## EGY - Egypt

Scoring Attackers		Rk	No	Name	Succ	Faults	Cont	Total	Succ %
	1	1	ELSHAWIKH Hesham	7	4	13	24	29.17	
	2	12	ABD ELYAZID Mohamed	9	8	14	31	29.03	
	3	9	HUSSEIN Mohamed	5	1	15	21	23.81	
	4	3	HASSAN Yasser	3	5	11	19	15.79	
	5		EL BAHAHEY Taher	5	-	8	13		
	10		HASSAN Adel	2	2	9	13		
	4		ABD ALLA Ashraf	2	1	-	3		
	8		ABD ELLATIF Abd Elnabi	-	-	-	-		
	2		AWED Tamer	-	-	-	-		
	11		ELHELBAWI Rezek	-	-	-	-		
	7		HASSANEIN Salah	-	-	-	-		
	Limit 15.00%		Total Team			33	21	70	124

Scoring Blockers		Rk	No	Name	Succ	Faults	Cont	Total	Avg
	1	1	ELSHAWIKH Hesham	2	3	9	14	0.67	
		12	ABD ELYAZID Mohamed	2	-	1	3	0.67	
	3	3	HASSAN Yasser	1	7	4	12	0.33	
		5	EL BAHAHEY Taher	1	3	3	7	0.33	
	5	10	HASSAN Adel	-	1	2	3	0.00	
		9	HUSSEIN Mohamed	-	2	1	3	0.00	
		4	ABD ALLA Ashraf	-	-	-	-		
		8	ABD ELLATIF Abd Elnabi	-	-	-	-		
		2	AWED Tamer	-	-	-	-		
		11	ELHELBAWI Rezek	-	-	-	-		
		7	HASSANEIN Salah	-	-	-	-		
			Total Team			6	16	20	42

Scoring Servers		Rk	No	Name	Succ	Faults	Cont	Total	Avg
	1	10	HASSAN Adel	1	-	16	17	0.33	
		12	ABD ELYAZID Mohamed	1	1	11	13	0.33	
		5	EL BAHAHEY Taher	1	-	12	13	0.33	
	4	9	HUSSEIN Mohamed	-	-	13	13	0.00	
		1	ELSHAWIKH Hesham	-	1	9	10	0.00	
		3	HASSAN Yasser	-	-	8	8	0.00	
		4	ABD ALLA Ashraf	-	-	2	2	0.00	
		8	ABD ELLATIF Abd Elnabi	-	-	-	-		
		2	AWED Tamer	-	-	-	-		
		11	ELHELBAWI Rezek	-	-	-	-		
		7	HASSANEIN Salah	-	-	-	-		
			Total Team			3	2	71	76

Team	Opponent Errors & Team Faults	36	8
------	-------------------------------	----	---

Legend:									
Rk	Rank	Succ	Successes	Cont	Continues	Succ %	Success %	Avg	Average per set




Match No 36  
Start Time: 19:00


EGY vs HUN  
3 0


Spectators: 400

Team	Sets	1	2	3	Total
EGY	3	25	25	28	78
HUN	0	19	21	26	66
	Minutes	20	22	24	66

## EGY - Egypt

Non-Scoring Diggers		Rk	No	Name	Exc	Faults	Cont	Total	Avg
		1	8	ABD ELLATIF Abd Elnabi	17	1	2	20	5.67
		2	5	EL BAHAHEY Taher	14	2	1	17	4.67
		3	12	ABD ELYAZID Mohamed	10	4	2	16	3.33
		4	1	ELSHAWIKH Hesham	9	4	-	13	3.00
		5	9	HUSSEIN Mohamed	7	3	1	11	2.33
		6	3	HASSAN Yasser	6	-	-	6	2.00
		7	10	HASSAN Adel	5	-	1	6	1.67
		8	4	ABD ALLA Ashraf	2	-	-	2	0.67
		2		AWED Tamer	-	-	-	-	-
		11		ELHELBAWI Rezek	-	-	-	-	-
		7		HASSANEIN Salah	-	-	-	-	-
Total Team					70	14	7	91	23.33

Non-Scoring Setters		Rk	No	Name	Exc	Faults	Cont	Total	Avg
		1	3	HASSAN Yasser	16	-	28	44	5.33
		2	5	EL BAHAHEY Taher	8	-	21	29	2.67
		3	9	HUSSEIN Mohamed	2	2	12	16	0.67
		4	10	HASSAN Adel	1	-	3	4	0.33
		5	1	ELSHAWIKH Hesham	-	-	4	4	0.00
		4		ABD ALLA Ashraf	-	-	-	-	-
		8		ABD ELLATIF Abd Elnabi	-	-	-	-	-
		12		ABD ELYAZID Mohamed	-	-	-	-	-
		2		AWED Tamer	-	-	-	-	-
		11		ELHELBAWI Rezek	-	-	-	-	-
	7		HASSANEIN Salah	-	-	-	-	-	
Total Team					27	2	68	97	9.00

Non-Scoring Receivers		Rk	No	Name	Exc	Faults	Cont	Total	Eff %
		1	12	ABD ELYAZID Mohamed	14	1	2	17	76.47
		8		ABD ELLATIF Abd Elnabi	12	1	-	13	
		5		EL BAHAHEY Taher	5	1	3	9	
		1		ELSHAWIKH Hesham	8	-	1	9	
		9		HUSSEIN Mohamed	5	-	1	6	
		3		HASSAN Yasser	4	-	-	4	
		4		ABD ALLA Ashraf	-	-	-	-	
		2		AWED Tamer	-	-	-	-	
		11		ELHELBAWI Rezek	-	-	-	-	
		10		HASSAN Adel	-	-	-	-	
	7		HASSANEIN Salah	-	-	-	-		
Total Team					48	3	7	58	77.59

Limit

25.00%

Legend:

Rk Rank      Exc Excellent      Cont Continues      Eff % Efficiency %      Avg Average per set

Match No 36  
Start Time: 19:00

EGY vs HUN  
3 0

Spectators: 400

Team	Sets	1	2	3	Total
EGY	3	25	25	28	78
HUN	0	19	21	26	66
	Minutes	20	22	24	66

## HUN · Hungary

Scoring Attackers		Rk	No	Name	Succ	Faults	Cont	Total	Succ %
	1	14	MANYAK Attila	17	9	22	48	35.42	
	2	15	MAKAROVSKI Sandor	4	5	10	19	21.05	
		8	STIRCZER Jozsef	2	3	12	17		
		6	KEKECS Miklos	2	5	8	15		
		7	DOMOKOS Andras	2	-	1	3		
		1	LOCSEI Sandor	3	-	-	3		
		10	SZECSENYI Lajos	-	-	3	3		
		3	SZABO Laszlo	-	-	2	2		
		4	GAL Janos	-	-	-	-		
		9	KOVACS Laszlo	-	-	-	-		
		5	PERES Janos	-	-	-	-		
		2	SZIGEDI Laszlo	-	-	-	-		
	Limit 15.00%	Total Team			30	22	58	110	27.27

Scoring Blockers		Rk	No	Name	Succ	Faults	Cont	Total	Avg
	1	14	MANYAK Attila	3	6	7	16	1.00	
	2	10	SZECSENYI Lajos	2	3	3	8	0.67	
	3	6	KEKECS Miklos	1	6	7	14	0.33	
		15	MAKAROVSKI Sandor	1	3	5	9	0.33	
		8	STIRCZER Jozsef	1	-	3	4	0.33	
		7	DOMOKOS Andras	1	1	1	3	0.33	
	7	1	LOCSEI Sandor	-	1	-	1	0.00	
		4	GAL Janos	-	-	-	-		
		9	KOVACS Laszlo	-	-	-	-		
		5	PERES Janos	-	-	-	-		
		3	SZABO Laszlo	-	-	-	-		
	2	SZIGEDI Laszlo	-	-	-	-			
Total Team			9	20	26	55	3.00		

Scoring Servers		Rk	No	Name	Succ	Faults	Cont	Total	Avg
	1	14	MANYAK Attila	3	1	8	12	1.00	
	2	10	SZECSENYI Lajos	1	-	10	11	0.33	
		1	LOCSEI Sandor	1	1	6	8	0.33	
	4	6	KEKECS Miklos	-	1	11	12	0.00	
		15	MAKAROVSKI Sandor	-	1	9	10	0.00	
		7	DOMOKOS Andras	-	2	7	9	0.00	
		8	STIRCZER Jozsef	-	-	6	6	0.00	
		4	GAL Janos	-	-	-	-		
		9	KOVACS Laszlo	-	-	-	-		
		5	PERES Janos	-	-	-	-		
		3	SZABO Laszlo	-	-	-	-		
		2	SZIGEDI Laszlo	-	-	-	-		
	Total Team			5	6	57	68	1.67	

Team	Opponent Errors & Team Faults	22	6
------	-------------------------------	----	---

Legend:									
Rk	Rank	Succ	Successes	Cont	Continues	Succ %	Success %	Avg	Average per set


Match No 36  
Start Time: 19:00

EGY vs HUN  
3 0


Spectators: 400

Team	Sets	1	2	3	Total
EGY	3	25	25	28	78
HUN	0	19	21	26	66
	Minutes	20	22	24	66

## HUN · Hungary

Non-Scoring Diggers		Rk	No	Name	Exc	Faults	Cont	Total	Avg
		1	6	KEKECS Miklos	12	5	3	20	4.00
		2	9	KOVACS Laszlo	10	2	5	17	3.33
		3	15	MAKAROVSZKI Sandor	9	5	2	16	3.00
		4	14	MANYAK Attila	8	4	2	14	2.67
		5	8	STIRCZER Jozsef	7	4	1	12	2.33
		6	10	SZECSENYI Lajos	2	-	2	4	0.67
		1		LOCSEI Sandor	2	-	1	3	0.67
		8	7	DOMOKOS Andras	1	1	-	2	0.33
		3		SZABO Laszlo	1	-	-	1	0.33
		4		GAL Janos	-	-	-	-	-
		5		PERES Janos	-	-	-	-	-
		2		SZIGEDI Laszlo	-	-	-	-	-
Total Team					52	21	16	89	17.33

Non-Scoring Setters		Rk	No	Name	Exc	Faults	Cont	Total	Avg
		1	7	DOMOKOS Andras	11	-	23	34	3.67
		2	10	SZECSENYI Lajos	5	-	14	19	1.67
		3	15	MAKAROVSZKI Sandor	2	1	8	11	0.67
		1		LOCSEI Sandor	2	-	8	10	0.67
		5	9	KOVACS Laszlo	1	-	5	6	0.33
		8		STIRCZER Jozsef	1	-	1	2	0.33
		7	6	KEKECS Miklos	-	-	4	4	0.00
		14		MANYAK Attila	-	-	4	4	0.00
		4		GAL Janos	-	-	-	-	-
		5		PERES Janos	-	-	-	-	-
		3		SZABO Laszlo	-	-	-	-	-
		2		SZIGEDI Laszlo	-	-	-	-	-
Total Team					22	1	67	90	7.33

Non-Scoring Receivers		Rk	No	Name	Exc	Faults	Cont	Total	Eff %
		1	9	KOVACS Laszlo	20	-	1	21	95.24
		6		KEKECS Miklos	13	-	-	13	-
		8		STIRCZER Jozsef	10	2	-	12	-
		14		MANYAK Attila	11	-	-	11	-
		15		MAKAROVSZKI Sandor	5	-	1	6	-
		3		SZABO Laszlo	3	-	-	3	-
		7		DOMOKOS Andras	-	-	-	-	-
		4		GAL Janos	-	-	-	-	-
		1		LOCSEI Sandor	-	-	-	-	-
		5		PERES Janos	-	-	-	-	-
		10		SZECSENYI Lajos	-	-	-	-	-
		2		SZIGEDI Laszlo	-	-	-	-	-
Total Team					62	2	2	66	90.91

Limit

25.00%

Legend:

Rk Rank      Exc Excellent      Cont Continues      Eff % Efficiency %      Avg Average per set

PRNVS00000154.00076B 00102621:54V020

# MEN'S SITTING

## RESULTS TABLE FINAL ROUND



P4

PAVILION 3

Match	Phase	Date	Teams	Sets	Points per Set					Total		Spectators
					1	2	3	4	5	Points	Minutes	
31	Classifications 9-12	26 Oct 2000	JPN vs AUS	3-1	25-17	22-25	25-13	25-21		97-76	92	3500
32	Classifications 9-12	26 Oct 2000	KOR vs USA	3-0	25-17	25-14	25-20			75-51	55	2720
33	Quarterfinal	26 Oct 2000	IRI vs LBA	3-0	25-7	25-8	25-7			75-22	43	2150
34	Quarterfinal	26 Oct 2000	FIN vs NED	3-2	25-22	26-24	22-25	15-25	15-9	103-105	103	1935
35	Quarterfinal	26 Oct 2000	GER vs BIH	1-3	25-22	16-25	26-28	29-31		96-106	96	1275
36	Quarterfinal	26 Oct 2000	EGY vs HUN	3-0	25-19	25-21	28-26			78-66	66	400
37	Final 11-12	27 Oct 2000	AUS vs USA									
38	Final 9-10	27 Oct 2000	JPN vs KOR									
39	Classifications 5-8	27 Oct 2000	LBA vs NED									
40	Classifications 5-8	27 Oct 2000	GER vs HUN									
41	Semifinal	27 Oct 2000	IRI vs FIN									
42	Semifinal	27 Oct 2000	BIH vs EGY									
43	Classification 7-8	28 Oct 2000										
44	Classification 5-6	28 Oct 2000										
45	Bronze Medal	28 Oct 2000										
46	Gold Medal	28 Oct 2000										

### Quarterfinal

### Semifinal

### Final

1st of POOL A	IRI <sup>(33)</sup>	IRI			
4th of POOL B	LBA	25-7,25-8,25-7			
2nd of POOL B	FIN <sup>(34)</sup>	FIN	(41)	27-Oct-17:30	
3rd of POOL A	NED	25-22,26-24,22-25,15-25,15-9		Pavilion 3	
2nd of POOL A	GER <sup>(35)</sup>	BIH			(46) 28-Oct-18:30
3rd of POOL B	BIH	22-25,25-16,28-26,31-29	(42)	27-Oct-19:00	Pavilion 3
1st of POOL B	EGY <sup>(36)</sup>	EGY			
4th of POOL A	HUN	25-19,25-21,28-26			
		Loser of #41			(45) 28-Oct-17:00
		Loser of #42			Pavilion 3


Loser of #33	LBA <sup>(39)</sup>	27-Oct-13:30		
Loser of #34	NED	Pavilion 3		
Loser of #35	GER <sup>(40)</sup>	27-Oct-16:00	(44)	28-Oct-14:30
Loser of #36	HUN	Pavilion 3		Pavilion 3
		Loser of #39		(43) 28-Oct-13:00
		Loser of #40		Pavilion 3


5th of POOL A	JPN <sup>(31)</sup>	JPN		
6th of POOL B	AUS	25-17,22-25,25-13,25-21		
5th of POOL B	KOR <sup>(32)</sup>	KOR	(38)	27-Oct-12:00
6th of POOL A	USA	25-17,25-14,25-20		Pavilion 3
		Loser of #31		AUS <sup>(37)</sup> 27-Oct-10:30
		Loser of #32		USA Pavilion 3


PRNVS00000155.00084A 00102621:55V050

## EGY · Egypt

After 6 Matches

Scoring Attackers	No	Name	MP	SP	Succ	Faults	Cont	Total	Succ %
	1	ELSHAWIKH Hesham	6	18	47	14	48	109	43.12
	2	AWED Tamer	6	18	2	1	2	5	40.00
	3	HASSAN Yasser	6	18	29	16	41	86	33.72
	4	ABD ALLA Ashraf	6	18	16	8	13	37	43.24
	5	EL BAHAHEY Taher	6	18	22	4	25	51	43.14
	7	HASSANEIN Salah	6	18	1	2	-	3	33.33
	8	ABD ELLATIF Abd Elnabi	6	18	-	-	1	1	0.00
	9	HUSSEIN Mohamed	6	18	41	12	73	126	32.54
	10	HASSAN Adel	6	18	20	14	33	67	29.85
	11	ELHELBAWI Rezek	6	18	6	-	4	10	60.00
	12	ABD ELYAZID Mohamed	6	18	34	21	46	101	33.66
	Team Totals			6	18	218	92	286	596

Scoring Blockers	No	Name	MP	SP	Succ	Faults	Cont	Total	Avg
	1	ELSHAWIKH Hesham	6	18	12	16	39	67	0.67
	2	AWED Tamer	6	18	-	-	-	-	0.00
	3	HASSAN Yasser	6	18	3	21	23	47	0.17
	4	ABD ALLA Ashraf	6	18	1	1	7	9	0.06
	5	EL BAHAHEY Taher	6	18	2	7	7	16	0.11
	7	HASSANEIN Salah	6	18	-	-	-	-	0.00
	8	ABD ELLATIF Abd Elnabi	6	18	-	-	-	-	0.00
	9	HUSSEIN Mohamed	6	18	2	7	12	21	0.11
	10	HASSAN Adel	6	18	10	6	16	32	0.56
	11	ELHELBAWI Rezek	6	18	-	-	1	1	0.00
	12	ABD ELYAZID Mohamed	6	18	9	15	21	45	0.50
	Team Totals			6	18	39	73	126	238

Scoring Servers	No	Name	MP	SP	Succ	Faults	Cont	Total	Avg
	1	ELSHAWIKH Hesham	6	18	5	6	67	78	0.28
	2	AWED Tamer	6	18	1	-	14	15	0.06
	3	HASSAN Yasser	6	18	6	4	59	69	0.33
	4	ABD ALLA Ashraf	6	18	1	2	14	17	0.06
	5	EL BAHAHEY Taher	6	18	4	1	53	58	0.22
	7	HASSANEIN Salah	6	18	-	-	3	3	0.00
	8	ABD ELLATIF Abd Elnabi	6	18	-	-	-	-	0.00
	9	HUSSEIN Mohamed	6	18	2	-	58	60	0.11
	10	HASSAN Adel	6	18	2	-	61	63	0.11
	11	ELHELBAWI Rezek	6	18	-	-	-	-	0.00
	12	ABD ELYAZID Mohamed	6	18	8	4	69	81	0.44
	Team Totals			6	18	29	17	398	444


Team	Opponent Errors & Team Faults	167	35
------	-------------------------------	-----	----


Legend:

Succ	Successes	Cont	Continues	Succ %	Success %	Avg	Average per set	MP	Matches Played
SP	Team Sets Played								

## EGY - Egypt

After 6 Matches

Non-Scoring Diggers		No	Name	MP	SP	Exc	Faults	Cont	Total	Avg
		1	ELSHAWIKH Hesham	6	18	32	7	12	51	1.78
		2	AWED Tamer	6	18	9	-	1	10	0.50
		3	HASSAN Yasser	6	18	40	5	23	68	2.22
		4	ABD ALLA Ashraf	6	18	5	-	-	5	0.28
		5	EL BAHAEY Taher	6	18	30	4	26	60	1.67
		7	HASSANEIN Salah	6	18	1	1	-	2	0.06
		8	ABD ELLATIF Abd Elnabi	6	18	39	6	13	58	2.17
		9	HUSSEIN Mohamed	6	18	36	8	12	56	2.00
		10	HASSAN Adel	6	18	22	5	11	38	1.22
		11	ELHELBAWI Rezek	6	18	2	1	-	3	0.11
		12	ABD ELYAZID Mohamed	6	18	59	11	11	81	3.28
	Team Totals				6	18	275	48	109	432

Non-Scoring Setters		No	Name	MP	SP	Exc	Faults	Cont	Total	Avg
		1	ELSHAWIKH Hesham	6	18	3	-	15	18	0.17
		2	AWED Tamer	6	18	-	-	2	2	0.00
		3	HASSAN Yasser	6	18	81	-	118	199	4.50
		4	ABD ALLA Ashraf	6	18	4	-	8	12	0.22
		5	EL BAHAEY Taher	6	18	51	5	90	146	2.83
		7	HASSANEIN Salah	6	18	3	-	1	4	0.17
		8	ABD ELLATIF Abd Elnabi	6	18	6	2	7	15	0.33
		9	HUSSEIN Mohamed	6	18	15	3	41	59	0.83
		10	HASSAN Adel	6	18	4	1	10	15	0.22
		11	ELHELBAWI Rezek	6	18	-	-	-	-	0.00
		12	ABD ELYAZID Mohamed	6	18	2	-	11	13	0.11
	Team Totals				6	18	169	11	303	483

Non-Scoring Receivers		No	Name	MP	SP	Exc	Faults	Cont	Total	Eff %
		1	ELSHAWIKH Hesham	6	18	30	1	6	37	78.38
		2	AWED Tamer	6	18	2	-	-	2	100.00
		3	HASSAN Yasser	6	18	12	-	2	14	85.71
		4	ABD ALLA Ashraf	6	18	1	-	1	2	50.00
		5	EL BAHAEY Taher	6	18	23	2	3	28	75.00
		7	HASSANEIN Salah	6	18	3	-	-	3	100.00
		8	ABD ELLATIF Abd Elnabi	6	18	52	2	2	56	89.29
		9	HUSSEIN Mohamed	6	18	30	-	7	37	81.08
		10	HASSAN Adel	6	18	7	1	1	9	66.67
		11	ELHELBAWI Rezek	6	18	2	-	2	4	50.00
		12	ABD ELYAZID Mohamed	6	18	53	1	5	59	88.14
	Team Totals				6	18	215	7	29	251

Legend:


Exc	Excellent	Cont	Continues	Eff %	Efficiency %	Avg	Average per set	MP	Matches Played
SP	Team Sets Played								





PRNVS00000156.00084A 00102621:56V050

## HUN · Hungary

After 6 Matches

Scoring Attackers	No	Name	MP	SP	Succ	Faults	Cont	Total	Succ %	
	1	LOCSEI Sandor	6	18	8	8	8	24	33.33	
	2	SZIGEDI Laszlo	6	18	3	3	1	7	42.86	
	3	SZABO Laszlo	6	18	10	1	23	34	29.41	
	4	GAL Janos	6	18	-	-	-	-	0.00	
	5	PERES Janos	6	18	1	1	1	3	33.33	
	6	KEKECS Miklos	6	18	17	15	34	66	25.76	
	7	DOMOKOS Andras	6	18	7	2	11	20	35.00	
	8	STIRCZER Jozsef	6	18	11	11	35	57	19.30	
	9	KOVACS Laszlo	6	18	-	-	-	-	0.00	
	10	SZECSENYI Lajos	6	18	3	4	9	16	18.75	
	14	MANYAK Attila	6	18	71	30	81	182	39.01	
	15	MAKAROVSZKI Sandor	6	18	24	16	51	91	26.37	
	Team Totals			6	18	155	91	254	500	31.00

Scoring Blockers	No	Name	MP	SP	Succ	Faults	Cont	Total	Avg	
	1	LOCSEI Sandor	6	18	5	11	8	24	0.28	
	2	SZIGEDI Laszlo	6	18	1	5	7	13	0.06	
	3	SZABO Laszlo	6	18	1	3	-	4	0.06	
	4	GAL Janos	6	18	1	-	-	1	0.06	
	5	PERES Janos	6	18	2	-	1	3	0.11	
	6	KEKECS Miklos	6	18	9	11	39	59	0.50	
	7	DOMOKOS Andras	6	18	7	10	29	46	0.39	
	8	STIRCZER Jozsef	6	18	6	8	16	30	0.33	
	9	KOVACS Laszlo	6	18	-	-	-	-	0.00	
	10	SZECSENYI Lajos	6	18	5	12	11	28	0.28	
	14	MANYAK Attila	6	18	11	15	29	55	0.61	
	15	MAKAROVSZKI Sandor	6	18	22	28	43	93	1.22	
	Team Totals			6	18	70	103	183	356	3.89

Scoring Servers	No	Name	MP	SP	Succ	Faults	Cont	Total	Avg	
	1	LOCSEI Sandor	6	18	2	3	29	34	0.11	
	2	SZIGEDI Laszlo	6	18	-	1	7	8	0.00	
	3	SZABO Laszlo	6	18	1	2	17	20	0.06	
	4	GAL Janos	6	18	1	1	-	2	0.06	
	5	PERES Janos	6	18	-	1	3	4	0.00	
	6	KEKECS Miklos	6	18	2	5	67	74	0.11	
	7	DOMOKOS Andras	6	18	6	6	56	68	0.33	
	8	STIRCZER Jozsef	6	18	3	1	45	49	0.17	
	9	KOVACS Laszlo	6	18	-	-	-	-	0.00	
	10	SZECSENYI Lajos	6	18	2	3	32	37	0.11	
	14	MANYAK Attila	6	18	7	5	36	48	0.39	
	15	MAKAROVSZKI Sandor	6	18	3	3	49	55	0.17	
	Team Totals			6	18	27	31	341	399	1.50


Team	Opponent Errors & Team Faults	142	48
------	-------------------------------	-----	----


Legend:


Succ	Successes	Cont	Continues	Succ %	Success %	Avg	Average per set	MP	Matches Played
SP	Team Sets Played								

## HUN · Hungary

After 6 Matches

Non-Scoring Diggers	No	Name	MP	SP	Exc	Faults	Cont	Total	Avg	
	1	LOCSEI Sandor	6	18	11	5	11	27	0.61	
	2	SZIGEDI Laszlo	6	18	2	-	1	3	0.11	
	3	SZABO Laszlo	6	18	8	3	2	13	0.44	
	4	GAL Janos	6	18	-	-	1	1	0.00	
	5	PERES Janos	6	18	-	-	3	3	0.00	
	6	KEKECS Miklos	6	18	35	15	34	84	1.94	
	7	DOMOKOS Andras	6	18	4	5	6	15	0.22	
	8	STIRCZER Jozsef	6	18	27	19	25	71	1.50	
	9	KOVACS Laszlo	6	18	41	13	44	98	2.28	
	10	SZECSENYI Lajos	6	18	3	2	5	10	0.17	
	14	MANYAK Attila	6	18	28	12	14	54	1.56	
	15	MAKAROVSKI Sandor	6	18	22	15	23	60	1.22	
	Team Totals			6	18	181	89	169	439	10.06

Non-Scoring Setters	No	Name	MP	SP	Exc	Faults	Cont	Total	Avg	
	1	LOCSEI Sandor	6	18	18	-	39	57	1.00	
	2	SZIGEDI Laszlo	6	18	-	-	1	1	0.00	
	3	SZABO Laszlo	6	18	1	-	3	4	0.06	
	4	GAL Janos	6	18	5	-	2	7	0.28	
	5	PERES Janos	6	18	-	-	-	-	0.00	
	6	KEKECS Miklos	6	18	2	1	24	27	0.11	
	7	DOMOKOS Andras	6	18	58	3	90	151	3.22	
	8	STIRCZER Jozsef	6	18	4	-	15	19	0.22	
	9	KOVACS Laszlo	6	18	2	-	15	17	0.11	
	10	SZECSENYI Lajos	6	18	20	1	65	86	1.11	
	14	MANYAK Attila	6	18	4	-	19	23	0.22	
	15	MAKAROVSKI Sandor	6	18	7	1	22	30	0.39	
	Team Totals			6	18	121	6	295	422	6.72

Non-Scoring Receivers	No	Name	MP	SP	Exc	Faults	Cont	Total	Eff %	
	1	LOCSEI Sandor	6	18	3	1	1	5	40.00	
	2	SZIGEDI Laszlo	6	18	-	-	2	2	0.00	
	3	SZABO Laszlo	6	18	10	-	1	11	90.91	
	4	GAL Janos	6	18	-	-	-	-	0.00	
	5	PERES Janos	6	18	-	-	-	-	0.00	
	6	KEKECS Miklos	6	18	38	2	12	52	69.23	
	7	DOMOKOS Andras	6	18	-	-	1	1	0.00	
	8	STIRCZER Jozsef	6	18	29	3	12	44	59.09	
	9	KOVACS Laszlo	6	18	82	9	20	111	65.77	
	10	SZECSENYI Lajos	6	18	-	-	-	-	0.00	
	14	MANYAK Attila	6	18	16	-	9	25	64.00	
	15	MAKAROVSKI Sandor	6	18	29	5	17	51	47.06	
	Team Totals			6	18	207	20	75	302	61.92

Legend:

Exc	Excellent	Cont	Continues	Exc %	Efficiency %	Avg	Average per set	MP	Matches Played
SP	Team Sets Played								

PRNVS00000157.00073 00102622:00V020

THU 26 OCT 2000

P2

PAVILION 3

Match No: 36  
Start Time: 19:00

EGY vs HUN  
3 0

Spectators: 400

Team	Sets	1	2	3	Total
EGY	3	25	25	28	78
HUN	0	19	21	26	66
	Minutes	20	22	24	66

Referees: GIUGNI Stephen (AUS) & VAN DE LOO Henricus (NED)

EGY ■ Egypt							HUN ■ Hungary								
No	Name	1	2	3	4	5	Pts	No	Name	1	2	3	4	5	Pts
1	ELSHAWIKH Hesham	■	■	■			9	1	LOCSEI Sandor			□	■		4
2	AWED Tamer							2	SZIGEDI Laszlo						
3	HASSAN Yasser	■	■	■			4	3	SZABO Laszlo				□		
4	ABD ALLA Ashraf				□	□	2	4	GAL Janos						
5	EL BAHAEY Taher	■	■	■			7	5	PERES Janos						
7	HASSANEIN Salah							6	KEKECS Miklos	■	■	■			3
8	L ABD ELLATIF Abd Elnabi	L	L	L				7	DOMOKOS Andras	■	■	■			3
9	HUSSEIN Mohamed	■	■	■			5	8	STIRCZER Jozsef	■	■	■			3
10	HASSAN Adel	■	■	■			3	9	L KOVACS Laszlo	L	L	L			
11	ELHELBAWI Rezek							10	SZECSENYI Lajos	■	■				3
12	ABD ELYAZID Mohamed	■	■	■			12	14	MANYAK Attila	■	■	■			23
								15	MAKAROVSKI Sandor	■	■	■			5
<b>Head Coach:</b> DARWISH Mansour							<b>Head Coach:</b> BALOGH Istvan								
<b>Assistant:</b> SALAMA Mohamed							<b>Assistant:</b>								

## TEAM AND PLAYER PERFORMANCES

Won	Total Atts	No	Name	Scoring Skills	Won	Total Atts	No	Name
33	124	Total Team		Attack	30	110	Total Team	
9	31	12	ABD ELYAZID Mohamed		17	48	14	MANYAK Attila
7	24	1	ELSHAWIKH Hesham		4	19	15	MAKAROVSKI Sandor
5	13	5	EL BAHAEY Taher		3	3	1	LOCSEI Sandor
6	42	Total Team		Block	9	55	Total Team	
2	14	1	ELSHAWIKH Hesham		3	16	14	MANYAK Attila
2	3	12	ABD ELYAZID Mohamed		2	8	10	SZECSENYI Lajos
1	12	3	HASSAN Yasser		1	14	6	KEKECS Miklos
3	76	Total Team		Serve	5	68	Total Team	
1	13	5	EL BAHAEY Taher		3	12	14	MANYAK Attila
1	17	10	HASSAN Adel		1	8	1	LOCSEI Sandor
1	13	12	ABD ELYAZID Mohamed		1	11	10	SZECSENYI Lajos
36		Total Team		Opp Error	22		Total Team	
78	242	Total Team			Total	66	233	Total Team
12	12	12	ABD ELYAZID Mohamed	Best Scorer	23	23	14	MANYAK Attila

### Legend:

■ Starting line-up      □ Substitute      nn Team Captain      □ L Substitute libero  
 Pts Points scored      L Libero Player      Opp Opponent      Atts Attempts

PRNVS00000158.00083 00102622:00V020

Match No 36  
Start Time: 19:00


EGY vs HUN  
3 0


Spectators: 400

Team	Sets	1	2	3	Total
EGY	3	25	25	28	78
HUN	0	19	21	26	66
	Minutes	20	22	24	66

## EGY - Egypt

Scoring Attackers		Rk	No	Name	Succ	Faults	Cont	Total	Succ %
	1	1	ELSHAWIKH Hesham	7	4	13	24	29.17	
	2	12	ABD ELYAZID Mohamed	9	8	14	31	29.03	
	3	9	HUSSEIN Mohamed	5	1	15	21	23.81	
	4	3	HASSAN Yasser	3	5	11	19	15.79	
	5		EL BAHAHEY Taher	5	-	8	13		
	10		HASSAN Adel	2	2	9	13		
	4		ABD ALLA Ashraf	2	1	-	3		
	8		ABD ELLATIF Abd Elnabi	-	-	-	-		
	2		AWED Tamer	-	-	-	-		
	11		ELHELBAWI Rezek	-	-	-	-		
	7		HASSANEIN Salah	-	-	-	-		
	Limit 15.00%		Total Team			33	21	70	124

Scoring Blockers		Rk	No	Name	Succ	Faults	Cont	Total	Avg
	1	1	ELSHAWIKH Hesham	2	3	9	14	0.67	
		12	ABD ELYAZID Mohamed	2	-	1	3	0.67	
	3	3	HASSAN Yasser	1	7	4	12	0.33	
		5	EL BAHAHEY Taher	1	3	3	7	0.33	
	5	10	HASSAN Adel	-	1	2	3	0.00	
		9	HUSSEIN Mohamed	-	2	1	3	0.00	
		4	ABD ALLA Ashraf	-	-	-	-		
		8	ABD ELLATIF Abd Elnabi	-	-	-	-		
		2	AWED Tamer	-	-	-	-		
		11	ELHELBAWI Rezek	-	-	-	-		
		7	HASSANEIN Salah	-	-	-	-		
		Total Team			6	16	20	42	2.00

Scoring Servers		Rk	No	Name	Succ	Faults	Cont	Total	Avg
	1	10	HASSAN Adel	1	-	16	17	0.33	
		12	ABD ELYAZID Mohamed	1	1	11	13	0.33	
		5	EL BAHAHEY Taher	1	-	12	13	0.33	
	4	9	HUSSEIN Mohamed	-	-	13	13	0.00	
		1	ELSHAWIKH Hesham	-	1	9	10	0.00	
		3	HASSAN Yasser	-	-	8	8	0.00	
		4	ABD ALLA Ashraf	-	-	2	2	0.00	
		8	ABD ELLATIF Abd Elnabi	-	-	-	-		
		2	AWED Tamer	-	-	-	-		
		11	ELHELBAWI Rezek	-	-	-	-		
		7	HASSANEIN Salah	-	-	-	-		
		Total Team			3	2	71	76	1.00

Team	Opponent Errors & Team Faults	36	8
------	-------------------------------	----	---

Legend:									
Rk	Rank	Succ	Successes	Cont	Continues	Succ %	Success %	Avg	Average per set

Match No 36  
Start Time: 19:00


EGY vs HUN  
3 0


Spectators: 400

Team	Sets	1	2	3	Total
EGY	3	25	25	28	78
HUN	0	19	21	26	66
	Minutes	20	22	24	66

## EGY - Egypt

Non-Scoring Diggers		Rk	No	Name	Exc	Faults	Cont	Total	Avg
		1	8	ABD ELLATIF Abd Elnabi	17	1	2	20	5.67
		2	5	EL BAHAHEY Taher	14	2	1	17	4.67
		3	12	ABD ELYAZID Mohamed	10	4	2	16	3.33
		4	1	ELSHAWIKH Hesham	9	4	-	13	3.00
		5	9	HUSSEIN Mohamed	7	3	1	11	2.33
		6	3	HASSAN Yasser	6	-	-	6	2.00
		7	10	HASSAN Adel	5	-	1	6	1.67
		8	4	ABD ALLA Ashraf	2	-	-	2	0.67
		2		AWED Tamer	-	-	-	-	-
		11		ELHELBAWI Rezek	-	-	-	-	-
		7		HASSANEIN Salah	-	-	-	-	-
Total Team					70	14	7	91	23.33

Non-Scoring Setters		Rk	No	Name	Exc	Faults	Cont	Total	Avg
		1	3	HASSAN Yasser	16	-	28	44	5.33
		2	5	EL BAHAHEY Taher	8	-	21	29	2.67
		3	9	HUSSEIN Mohamed	2	2	12	16	0.67
		4	10	HASSAN Adel	1	-	3	4	0.33
		5	1	ELSHAWIKH Hesham	-	-	4	4	0.00
		4		ABD ALLA Ashraf	-	-	-	-	-
		8		ABD ELLATIF Abd Elnabi	-	-	-	-	-
		12		ABD ELYAZID Mohamed	-	-	-	-	-
		2		AWED Tamer	-	-	-	-	-
		11		ELHELBAWI Rezek	-	-	-	-	-
	7		HASSANEIN Salah	-	-	-	-	-	
Total Team					27	2	68	97	9.00

Non-Scoring Receivers		Rk	No	Name	Exc	Faults	Cont	Total	Eff %
		1	12	ABD ELYAZID Mohamed	14	1	2	17	76.47
		8		ABD ELLATIF Abd Elnabi	12	1	-	13	
		5		EL BAHAHEY Taher	5	1	3	9	
		1		ELSHAWIKH Hesham	8	-	1	9	
		9		HUSSEIN Mohamed	5	-	1	6	
		3		HASSAN Yasser	4	-	-	4	
		4		ABD ALLA Ashraf	-	-	-	-	
		2		AWED Tamer	-	-	-	-	
		11		ELHELBAWI Rezek	-	-	-	-	
		10		HASSAN Adel	-	-	-	-	
	7		HASSANEIN Salah	-	-	-	-		
Total Team					48	3	7	58	77.59

Limit

25.00%

Legend:

Rk Rank      Exc Excellent      Cont Continues      Eff % Efficiency %      Avg Average per set



Match No 36  
Start Time: 19:00

EGY vs HUN  
3 0

Spectators: 400

Team	Sets	1	2	3	Total
EGY	3	25	25	28	78
HUN	0	19	21	26	66
	Minutes	20	22	24	66

## HUN · Hungary

Scoring Attackers		Rk	No	Name	Succ	Faults	Cont	Total	Succ %
	1	14	MANYAK Attila	17	9	22	48	35.42	
	2	15	MAKAROVSZKI Sandor	4	5	10	19	21.05	
		8	STIRCZER Jozsef	2	3	12	17		
		6	KEKECS Miklos	2	5	8	15		
		7	DOMOKOS Andras	2	-	1	3		
		1	LOCSEI Sandor	3	-	-	3		
		10	SZECSENYI Lajos	-	-	3	3		
		3	SZABO Laszlo	-	-	2	2		
		4	GAL Janos	-	-	-	-		
		9	KOVACS Laszlo	-	-	-	-		
		5	PERES Janos	-	-	-	-		
		2	SZIGEDI Laszlo	-	-	-	-		
	Limit 15.00%	Total Team			30	22	58	110	27.27

Scoring Blockers		Rk	No	Name	Succ	Faults	Cont	Total	Avg
	1	14	MANYAK Attila	3	6	7	16	1.00	
	2	10	SZECSENYI Lajos	2	3	3	8	0.67	
	3	6	KEKECS Miklos	1	6	7	14	0.33	
		15	MAKAROVSZKI Sandor	1	3	5	9	0.33	
		8	STIRCZER Jozsef	1	-	3	4	0.33	
		7	DOMOKOS Andras	1	1	1	3	0.33	
	7	1	LOCSEI Sandor	-	1	-	1	0.00	
		4	GAL Janos	-	-	-	-		
		9	KOVACS Laszlo	-	-	-	-		
		5	PERES Janos	-	-	-	-		
		3	SZABO Laszlo	-	-	-	-		
		2	SZIGEDI Laszlo	-	-	-	-		
Total Team			9	20	26	55	3.00		

Scoring Servers		Rk	No	Name	Succ	Faults	Cont	Total	Avg
	1	14	MANYAK Attila	3	1	8	12	1.00	
	2	10	SZECSENYI Lajos	1	-	10	11	0.33	
		1	LOCSEI Sandor	1	1	6	8	0.33	
	4	6	KEKECS Miklos	-	1	11	12	0.00	
		15	MAKAROVSZKI Sandor	-	1	9	10	0.00	
		7	DOMOKOS Andras	-	2	7	9	0.00	
		8	STIRCZER Jozsef	-	-	6	6	0.00	
		4	GAL Janos	-	-	-	-		
		9	KOVACS Laszlo	-	-	-	-		
		5	PERES Janos	-	-	-	-		
		3	SZABO Laszlo	-	-	-	-		
		2	SZIGEDI Laszlo	-	-	-	-		
	Total Team			5	6	57	68	1.67	

Team	Opponent Errors & Team Faults	22	6
------	-------------------------------	----	---

Legend:									
Rk	Rank	Succ	Successes	Cont	Continues	Succ %	Success %	Avg	Average per set

Match No 36  
Start Time: 19:00

EGY vs HUN  
3 0


Spectators: 400

Team	Sets	1	2	3	Total
EGY	3	25	25	28	78
HUN	0	19	21	26	66
	Minutes	20	22	24	66

## HUN · Hungary

Non-Scoring Diggers		Rk	No	Name	Exc	Faults	Cont	Total	Avg
		1	6	KEKECS Miklos	12	5	3	20	4.00
		2	9	KOVACS Laszlo	10	2	5	17	3.33
		3	15	MAKAROVSZKI Sandor	9	5	2	16	3.00
		4	14	MANYAK Attila	8	4	2	14	2.67
		5	8	STIRCZER Jozsef	7	4	1	12	2.33
		6	10	SZECSENYI Lajos	2	-	2	4	0.67
		1		LOCSEI Sandor	2	-	1	3	0.67
		8	7	DOMOKOS Andras	1	1	-	2	0.33
		3		SZABO Laszlo	1	-	-	1	0.33
		4		GAL Janos	-	-	-	-	-
		5		PERES Janos	-	-	-	-	-
		2		SZIGEDI Laszlo	-	-	-	-	-
Total Team					52	21	16	89	17.33

Non-Scoring Setters		Rk	No	Name	Exc	Faults	Cont	Total	Avg
		1	7	DOMOKOS Andras	11	-	23	34	3.67
		2	10	SZECSENYI Lajos	5	-	14	19	1.67
		3	15	MAKAROVSZKI Sandor	2	1	8	11	0.67
		1		LOCSEI Sandor	2	-	8	10	0.67
		5	9	KOVACS Laszlo	1	-	5	6	0.33
		8		STIRCZER Jozsef	1	-	1	2	0.33
		7	6	KEKECS Miklos	-	-	4	4	0.00
		14		MANYAK Attila	-	-	4	4	0.00
		4		GAL Janos	-	-	-	-	-
		5		PERES Janos	-	-	-	-	-
		3		SZABO Laszlo	-	-	-	-	-
		2		SZIGEDI Laszlo	-	-	-	-	-
Total Team					22	1	67	90	7.33

Non-Scoring Receivers		Rk	No	Name	Exc	Faults	Cont	Total	Eff %
		1	9	KOVACS Laszlo	20	-	1	21	95.24
		6		KEKECS Miklos	13	-	-	13	-
		8		STIRCZER Jozsef	10	2	-	12	-
		14		MANYAK Attila	11	-	-	11	-
		15		MAKAROVSZKI Sandor	5	-	1	6	-
		3		SZABO Laszlo	3	-	-	3	-
		7		DOMOKOS Andras	-	-	-	-	-
		4		GAL Janos	-	-	-	-	-
		1		LOCSEI Sandor	-	-	-	-	-
		5		PERES Janos	-	-	-	-	-
		10		SZECSENYI Lajos	-	-	-	-	-
		2		SZIGEDI Laszlo	-	-	-	-	-
Total Team					62	2	2	66	90.91

Limit

25.00%


Legend:									
Rk	Rank	Exc	Excellent	Cont	Continues	Eff %	Efficiency %	Avg	Average per set


PRNVS00000159.00076B 00102720:21V030




PRNVS0000015A.00085A 00102720:23V020




Scoring Attackers		Rk	Name	NPC	MP	SP	Succ	Faults	Cont	Total	Succ %
	1	Islamic Republic of Iran	IRI	7	21	237	100	306	643	36.86	
	2	Egypt	EGY	7	21	252	120	349	721	34.95	
	3	Bosnia & Herzegovina	BIH	7	23	265	152	365	782	33.89	
	4	Netherlands	NED	7	23	225	109	340	674	33.38	
	5	Germany	GER	7	22	253	155	354	762	33.20	
	6	Finland	FIN	7	24	241	124	410	775	31.10	
	7	Hungary	HUN	7	21	179	109	311	599	29.88	
	8	Japan	JPN	7	23	206	172	399	777	26.51	
	9	Korea	KOR	7	23	187	138	381	706	26.49	
	10	United States of America	USA	7	22	105	145	257	507	20.71	
	11	Australia	AUS	7	25	119	105	381	605	19.67	
	12	Libyan Arab Jamahiriya	LBA	7	24	84	103	275	462	18.18	
Total Tournament					42	136	2353	1532	4128	8013	29.36


Scoring Blockers		Rk	Name	NPC	MP	SP	Succ	Faults	Cont	Total	Avg
	1	Hungary	HUN	7	21	79	118	211	408	3.76	
	2	Netherlands	NED	7	23	81	113	173	367	3.52	
	3	Islamic Republic of Iran	IRI	7	21	68	77	152	297	3.24	
	4	Germany	GER	7	22	65	88	186	339	2.95	
	5	Finland	FIN	7	24	65	108	156	329	2.71	
	6	Bosnia & Herzegovina	BIH	7	23	59	127	175	361	2.57	
	7	Australia	AUS	7	25	61	130	136	327	2.44	
	8	United States of America	USA	7	22	52	103	128	283	2.36	
	9	Egypt	EGY	7	21	45	98	152	295	2.14	
	10	Korea	KOR	7	23	42	125	121	288	1.83	
	11	Japan	JPN	7	23	31	69	121	221	1.35	
	12	Libyan Arab Jamahiriya	LBA	7	24	18	73	87	178	0.75	
Total Tournament					42	136	666	1229	1798	3693	4.90


Scoring Servers		Rk	Name	NPC	MP	SP	Succ	Faults	Cont	Total	Avg
	1	Islamic Republic of Iran	IRI	7	21	67	22	424	513	3.19	
	2	Germany	GER	7	22	47	44	431	522	2.14	
	3	Bosnia & Herzegovina	BIH	7	23	39	34	462	535	1.70	
	4	Egypt	EGY	7	21	31	21	450	502	1.48	
	5	United States of America	USA	7	22	31	72	194	297	1.41	
	6	Finland	FIN	7	24	33	26	455	514	1.38	
	7	Netherlands	NED	7	23	31	33	440	504	1.35	
		Korea	KOR	7	23	31	45	356	432	1.35	
	9	Hungary	HUN	7	21	28	33	404	465	1.33	
	10	Japan	JPN	7	23	28	35	399	462	1.22	
	11	Australia	AUS	7	25	28	55	330	413	1.12	
	12	Libyan Arab Jamahiriya	LBA	7	24	25	35	309	369	1.04	
Total Tournament					42	136	419	455	4654	5528	3.08

Legend:										
Rk	Rank	Succ	Successes	Cont	Continues	Succ %	Success %	Avg	Average per set	
MP	Matches Played	SP	Sets Played							



Non-Scoring Diggers		Rk	Name	NPC	MP	SP	Exc	Faults	Cont	Total	Avg
	1	Egypt	EGY	7	21	329	55	126	510	15.67	
	2	Islamic Republic of Iran	IRI	7	21	313	55	84	452	14.90	
	3	Japan	JPN	7	23	334	122	137	593	14.52	
	4	Bosnia & Herzegovina	BIH	7	23	308	67	108	483	13.39	
	5	Finland	FIN	7	24	311	97	165	573	12.96	
	6	Germany	GER	7	22	268	87	223	578	12.18	
	7	Korea	KOR	7	23	266	105	157	528	11.57	
	8	Hungary	HUN	7	21	230	107	177	514	10.95	
	9	Netherlands	NED	7	23	239	87	156	482	10.39	
	10	Australia	AUS	7	25	178	143	188	509	7.12	
	11	United States of America	USA	7	22	156	102	136	394	7.09	
	12	Libyan Arab Jamahiriya	LBA	7	24	80	147	281	508	3.33	
Total Tournament					42	136	3012	1174	1938	6124	22.15

Non-Scoring Setters		Rk	Name	NPC	MP	SP	Exc	Faults	Cont	Total	Avg
	1	Germany	GER	7	22	225	8	427	660	10.23	
	2	Egypt	EGY	7	21	194	13	384	591	9.24	
	3	Islamic Republic of Iran	IRI	7	21	191	5	337	533	9.10	
	4	Bosnia & Herzegovina	BIH	7	23	206	8	417	631	8.96	
	5	Netherlands	NED	7	23	180	5	376	561	7.83	
	6	Japan	JPN	7	23	175	9	524	708	7.61	
	7	Finland	FIN	7	24	180	7	406	593	7.50	
	8	Hungary	HUN	7	21	138	7	355	500	6.57	
	9	Korea	KOR	7	23	136	8	388	532	5.91	
	10	United States of America	USA	7	22	74	13	322	409	3.36	
	11	Australia	AUS	7	25	67	16	372	455	2.68	
	12	Libyan Arab Jamahiriya	LBA	7	24	48	19	290	357	2.00	
Total Tournament					42	136	1814	118	4598	6530	13.34

Non-Scoring Receivers		Rk	Name	NPC	MP	SP	Exc	Faults	Cont	Total	Eff %
	1	Germany	GER	7	22	338	11	40	389	84.06	
		Egypt	EGY	7	21	277	8	35	320	84.06	
	3	Netherlands	NED	7	23	296	14	33	343	82.22	
	4	Islamic Republic of Iran	IRI	7	21	220	5	38	263	81.75	
	5	Finland	FIN	7	24	326	14	46	386	80.83	
	6	Bosnia & Herzegovina	BIH	7	23	295	12	78	385	73.51	
	7	Japan	JPN	7	23	328	28	67	423	70.92	
	8	Hungary	HUN	7	21	248	27	91	366	60.38	
	9	Australia	AUS	7	25	324	45	97	466	59.87	
	10	Libyan Arab Jamahiriya	LBA	7	24	272	49	107	428	52.10	
	11	Korea	KOR	7	23	219	28	170	417	45.80	
	12	United States of America	USA	7	22	250	59	132	441	43.31	
Total Tournament					42	136	3393	300	934	4627	66.85

Legend:										
Rk	Rank	Exc	Excellent	Cont	Continues	Eff %	Efficiency %	Avg	Average per set	
MP	Matches Played	SP	Sets Played							

PRNVS0000015B.00085B 00102720:24V020







### BEST SCORERS


Rk	No	Name	NPC	%	MP	SP	Attack	Block	Serve	Total
1	14	MANYAK Attila	HUN	34.3	7	21	79	12	7	98
2	8	MIMBERG Dirk	GER	24.1	7	22	74	12	2	88
3	8	TANAKA Koji	JPN	31.7	7	23	74	8	2	84
4	9	SCHRAPP Juergen	GER	22.5	7	22	59	14	9	82
5	3	AALDERS Henk	NED	21.7	7	23	56	11	6	73
6	1	TOP Pieter	NED	21.4	7	23	50	18	4	72
7	8	MELANEN Lauri	FIN	20.9	7	24	57	8	6	71
	7	MAHMIC Zikret	BIH	19.6	7	23	56	6	9	71
9	8	KIM Sung-Hoon	KOR	26.9	7	23	49	16	5	70
10	1	ELSHAWIKH Hesham	EGY	21.0	7	21	52	12	5	69
11	1	KATO Masahiko	JPN	24.5	7	23	52	8	5	65
12	12	ABD ELYAZID Mohamed	EGY	18.9	7	21	44	9	9	62
13	12	BARSCHE Steffen	GER	15.9	7	22	41	9	8	58
	10	FIROUZI Parviz	IRI	15.6	7	21	38	16	4	58
	9	TUOMINEN Veli-Matti	FIN	17.1	7	24	38	11	9	58
	15	MAKAROVSKI Sandor	HUN	20.3	7	21	31	24	3	58
	8	SOBCZAK Greg	AUS	27.9	7	25	25	18	15	58
18	5	MEDIC Asim	BIH	15.7	7	23	37	12	8	57
19	1	GODINJAK Ismet	BIH	15.2	7	23	50	3	2	55
	5	SOLEIMANI Majid	IRI	14.8	7	21	23	13	19	55
21	9	HUSSEIN Mohamed	EGY	16.5	7	21	50	2	2	54
	15	JOHNSON Bradley	USA	28.7	7	22	32	18	4	54
23	12	BEHRVAN Hojat	IRI	14.0	7	21	39	7	6	52
24	7	ROWORTH Brett	AUS	23.1	7	25	33	9	6	48
25	11	VENAELAEINEN Olavi	FIN	13.9	7	24	35	10	2	47
	3	HASSAN Yasser	EGY	14.3	7	21	33	7	7	47
27	1	YOON Chul-Ho	KOR	17.3	7	23	31	5	9	45
28	2	MANKO Adnan	BIH	12.1	7	23	24	15	5	44
29	12	VERSTAPPEN Johan	NED	12.8	7	23	25	12	6	43
30	6	KANG Duck-Chan	KOR	16.2	7	23	29	7	6	42
31	3	PEIDAYESH Reza	IRI	11.0	7	21	33	6	2	41
	10	PULLI Matti	FIN	12.1	7	24	28	13	0	41
33	6	GOLKAR AZGHANDI Ali	IRI	10.2	7	21	27	3	8	38
34	2	SATO Ei	JPN	13.6	7	23	33	2	1	36
	3	PARK Hyun-Dong	KOR	13.8	7	23	28	4	4	36
	8	TIMMERMAN Edwin	NED	10.7	7	23	25	10	1	36
	11	DELALIC Sabahudin	BIH	9.9	7	23	23	8	5	36
38	3	RENGER Thomas	GER	9.6	7	22	30	4	1	35
	4	LAINEN Jukka	FIN	10.3	7	24	26	6	3	35
10		HASSAN Adel	EGY	10.7	7	21	23	10	2	35
<b>Total Tournament</b>					42	136	2353	666	419	3438

NOTE: 40 players are listed; except where ties would extend the list beyond 40 in which case the tied players are not listed.

Legend:							
Rk	Rank	%	% of points won by all players in team	MP	Matches Played	SP	Team Sets Played

Scoring Attackers		Rk	No	Name	NPC	MP	SP	Succ	Faults	Cont	Total	Succ %
		1	7	MAHMIC Zikret	BIH	7	23	56	30	47	133	42.11
		2	1	ELSHAWIKH Hesham	EGY	7	21	52	20	58	130	40.00
		3	1	GODINJAK Ismet	BIH	7	23	50	26	53	129	38.76
		4	8	MIMBERG Dirk	GER	7	22	74	36	85	195	37.95
		5	14	MANYAK Attila	HUN	7	21	79	36	94	209	37.80
		6	8	TANAKA Koji	JPN	7	23	74	53	70	197	37.56
		7	9	SCHRAPP Juergen	GER	7	22	59	32	70	161	36.65
		8	8	KIM Sung-Hoon	KOR	7	23	49	30	57	136	36.03
		9	12	BARSCH Steffen	GER	7	22	41	23	51	115	35.65
		10	1	TOP Pieter	NED	7	23	50	15	79	144	34.72
Limit Percentage 15.00%				Total Tournament		42	136	2353	1532	4128	8013	29.36

Scoring Blockers		Rk	No	Name	NPC	MP	SP	Succ	Faults	Cont	Total	Avg
		1	15	MAKAROVSKI Sandor	HUN	7	21	24	31	51	106	1.14
		2	15	JOHNSON Bradley	USA	7	22	18	18	33	69	0.82
		3	1	TOP Pieter	NED	7	23	18	17	30	65	0.78
		4	10	FIROUZI Parviz	IRI	7	21	16	9	15	40	0.76
		5	8	SOBCZAK Greg	AUS	7	25	18	34	38	90	0.72
		6	8	KIM Sung-Hoon	KOR	7	23	16	21	25	62	0.70
		7	2	MANKO Adnan	BIH	7	23	15	24	37	76	0.65
		8	9	SCHRAPP Juergen	GER	7	22	14	16	24	54	0.64
		9	5	SOLEIMANI Majid	IRI	7	21	13	10	27	50	0.62
					Total Tournament		42	136	666	1229	1798	3693

Scoring Servers		Rk	No	Name	NPC	MP	SP	Succ	Faults	Cont	Total	Avg
		1	5	SOLEIMANI Majid	IRI	7	21	19	4	59	82	0.90
		2	8	SOBCZAK Greg	AUS	7	25	15	16	41	72	0.60
		3	12	ABD ELYAZID Mohamed	EGY	7	21	9	4	81	94	0.43
		4	9	SCHRAPP Juergen	GER	7	22	9	6	73	88	0.41
		5	1	YOON Chul-Ho	KOR	7	23	9	8	70	87	0.39
		7		MAHMIC Zikret	BIH	7	23	9	10	45	64	0.39
		7	9	TUOMINEN Veli-Matti	FIN	7	24	9	9	65	83	0.38
		6		GOLKAR AZGHANDI Ali	IRI	7	21	8	3	41	52	0.38
		9	12	BARSCH Steffen	GER	7	22	8	9	59	76	0.36
		10	5	MEDIC Asim	BIH	7	23	8	4	66	78	0.35
				Total Tournament		42	136	419	455	4654	5528	3.08

NOTE: 10 players are listed per skill; except where ties would extend the list beyond 10 in which case the tied players are not listed.

Legend:		Succ	Cont	Succ %	Avg
Rk	Rank	Successes	Continues	Success %	Average per set
MP	Matches Played	SP	Team Sets Played		



Non-Scoring Diggers		Rk	No	Name	NPC	MP	SP	Exc	Faults	Cont	Total	Avg	
		1	5	KIM Bong-Ju	KOR	7	23	70	19	25	114	3.04	
		2	9	KOVACS Laszlo	HUN	7	21	63	16	46	125	3.00	
		3	12	ABD ELYAZID Mohamed	EGY	7	21	61	11	13	85	2.90	
		4	1	YOON Chul-Ho	KOR	7	23	64	16	38	118	2.78	
		8		TANAKA Koji	JPN	7	23	64	11	17	92	2.78	
		6	11	VENAELAEINEN Olavi	FIN	7	24	65	19	35	119	2.71	
		7	7	NAKAYAMA Robert	JPN	7	23	60	22	27	109	2.61	
		8	9	SALKIC Nedzad	BIH	7	23	56	5	8	69	2.43	
		9	3	HASSAN Yasser	EGY	7	21	50	6	25	81	2.38	
		8		ABD ELLATIF Abd Elnabi	EGY	7	21	50	6	16	72	2.38	
		Total Tournament					42	136	3012	1174	1938	6124	22.15

Non-Scoring Setters		Rk	No	Name	NPC	MP	SP	Exc	Faults	Cont	Total	Avg	
		1	6	SOICKE Siegmund	GER	7	22	115	2	162	279	5.23	
		2	4	OONK Alfred	NED	7	23	103	2	186	291	4.48	
		3	11	DELALIC Sabahudin	BIH	7	23	99	-	198	297	4.30	
		4	3	HASSAN Yasser	EGY	7	21	88	2	141	231	4.19	
		5	2	STETTNER Ferenc	GER	7	22	84	2	154	240	3.82	
		6	7	NAKAYAMA Robert	JPN	7	23	81	2	187	270	3.52	
		7	10	PULLI Matti	FIN	7	24	77	1	164	242	3.21	
		8	7	DOMOKOS Andras	HUN	7	21	67	4	109	180	3.19	
		9	5	EL BAHAEY Taher	EGY	7	21	65	5	118	188	3.10	
		10	2	MANKO Adnan	BIH	7	23	67	5	109	181	2.91	
		Total Tournament					42	136	1814	118	4598	6530	13.34

Non-Scoring Receivers		Rk	No	Name	NPC	MP	SP	Exc	Faults	Cont	Total	Eff %	
		1	12	ABD ELYAZID Mohamed	EGY	7	21	74	1	7	82	89.02	
		2	5	VENDERBOSCH Andre	NED	7	23	103	3	11	117	85.47	
		3	11	NORTH Brant	AUS	7	25	102	7	16	125	76.00	
		4	9	KOVACS Laszlo	HUN	7	21	94	10	25	129	65.12	
		5	5	KIM Bong-Ju	KOR	7	23	70	3	52	125	53.60	
		10		ABUSETIN Mustafa	LBA	7	24	53	13	24	90		
		9		ABDELGADER SALEH Saleh Ibrahim	LBA	7	24	63	6	18	87		
		3		RENGER Thomas	GER	7	22	72	2	10	84		
		1		KATO Masahiko	JPN	7	23	63	7	13	83		
		9		SALKIC Nedzad	BIH	7	23	63	4	14	81		
		Total Tournament					42	136	3393	300	934	4627	66.85
Limit Percentage 25.00%													

NOTE: 10 players are listed per skill; except where ties would extend the list beyond 10 in which case the tied players are not listed.

Legend:		Exc	Cont	Eff %	Avg
Rk	Rank	Excellent	Continues	Efficiency %	Average per set
MP	Matches Played	SP	Team Sets Played		

PRNVS0000015C.00058 00102622:14V010

Time	Match	Phase	Team	Officials
10:30	37	Final 11-12	Australia vs United States of America	<p>AUS USA</p> <p><b>Referees</b> SOEDERHOLM Seppo (FIN) SOLVANG Jan Otto (NOR)</p> <p><b>Control Committee</b> WALTON Steve (GBR) CAMPBELL Joe (USA)</p> <p><b>Scorers</b> SCHIPPER Eddy (NED) LENTIN Kevin (AUS)</p> <p><b>Linejudges</b> McINTYRE Leisa (USA) SCHULBERGS Marika (AUS) NGUYEN Phong (AUS) PASSFIELD Karen (AUS)</p>
12:00	38	Final 9-10	Japan vs Korea	<p>JPN KOR</p> <p><b>Referees</b> FUCHS Elisabeth (AUT) DAVISON Andrew (AUS)</p> <p><b>Control Committee</b> WALTON Steve (GBR) LOTAN Gabriel (ISR)</p> <p><b>Scorers</b> JAMES Bronwyn (AUS) HARRISSON Sarah (AUS)</p> <p><b>Linejudges</b> WARR Susan (AUS) NEAL Brian (AUS) WILSON Elizabeth (USA) HUGHES Paul (USA)</p>
13:30	39	Classifications 5-8	Libyan Arab Jamahiriya vs Netherlands	<p>LBA NED</p> <p><b>Referees</b> KARADI Gabor (HUN) FIBRICH Maciek (AUS)</p> <p><b>Control Committee</b> COUZNER Barry (AUS) BROUWERS Gerard (NED)</p> <p><b>Scorers</b> BYRNES John (AUS) SCHIPPER Eddy (NED)</p> <p><b>Linejudges</b> GIBBS Mike (USA) YOE Dee (USA) PATERSON Scott (AUS) TOOVEY Leigh (AUS)</p>
16:00	40	Classifications 5-8	Germany vs Hungary	<p>GER HUN</p> <p><b>Referees</b> TORABIALAMOUTI K. (IRI) GIUGNI Stephen (AUS)</p> <p><b>Control Committee</b> KLIEN Frits (NED) ROSENTHAL Radu (ISR)</p> <p><b>Scorers</b> MEULENKAMP Martijn (NED) JAMES Bronwyn (AUS)</p> <p><b>Linejudges</b> WILSON Elizabeth (USA) BARKER Simone (AUS) LONGLEY Kathryn (AUS) McMAHON Jeannine (USA)</p>
17:30	41	Semifinal	Islamic Republic of Iran vs Finland	<p>IRI FIN</p> <p><b>Referees</b> ANDERSSON Mats (SWE) HELAC Senad (BIH)</p> <p><b>Control Committee</b> SCHONSTEINER Jurgen (GER) SOLVANG Jan Otto (NOR)</p> <p><b>Scorers</b> FOWLER Janet (AUS) TWEEDIE Catriona (AUS)</p> <p><b>Linejudges</b> NEAL Brian (AUS) WARR Susan (AUS) SCHULBERGS Marika (AUS) YOE Dee (USA)</p>
19:00	42	Semifinal	Bosnia & Herzegovina vs Egypt	<p>BIH EGY</p> <p><b>Referees</b> FELDSHTEYN Viktor (UKR) PROBST Anton (GER)</p> <p><b>Control Committee</b> KLIEN Frits (NED) CAMPBELL Joe (USA)</p> <p><b>Scorers</b> MEULENKAMP Martijn (NED) LONGLEY Kathryn (AUS)</p> <p><b>Linejudges</b> NGUYEN Phong (AUS) McMAHON Jeannine (USA) THINNES Roger (USA) GILLETE Jacob (USA)</p>

PRNVS0000015D.00058 00102622:18V020

Time	Match	Phase	Team	Officials
10:30	37	Final 11-12	Australia vs United States of America	<p>AUS USA</p> <p><b>Referees</b> SOEDERHOLM Seppo (FIN) SOLVANG Jan Otto (NOR)</p> <p><b>Control Committee</b> WALTON Steve (GBR) CAMPBELL Joe (USA)</p> <p><b>Scorers</b> SCHIPPER Eddy (NED) LENTIN Kevin (AUS)</p> <p><b>Linejudges</b> McINTYRE Leisa (USA) SCHULBERGS Marika (AUS) NGUYEN Phong (AUS) PASSFIELD Karen (AUS)</p>
12:00	38	Final 9-10	Japan vs Korea	<p>JPN KOR</p> <p><b>Referees</b> FUCHS Elisabeth (AUT) DAVISON Andrew (AUS)</p> <p><b>Control Committee</b> WALTON Steve (GBR) LOTAN Gabriel (ISR)</p> <p><b>Scorers</b> JAMES Bronwyn (AUS) HARRISSON Sarah (AUS)</p> <p><b>Linejudges</b> WARR Susan (AUS) NEAL Brian (AUS) WILSON Elizabeth (USA) HUGHES Paul (USA)</p>
13:30	39	Classifications 5-8	Libyan Arab Jamahiriya vs Netherlands	<p>LBA NED</p> <p><b>Referees</b> KARADI Gabor (HUN) FIBRICH Maciek (AUS)</p> <p><b>Control Committee</b> COUZNER Barry (AUS) BROUWERS Gerard (NED)</p> <p><b>Scorers</b> BYRNES John (AUS) SCHIPPER Eddy (NED)</p> <p><b>Linejudges</b> GIBBS Mike (USA) YOE Dee (USA) PATERSON Scott (AUS) TOOVEY Leigh (AUS)</p>
16:00	40	Classifications 5-8	Germany vs Hungary	<p>GER HUN</p> <p><b>Referees</b> TORABIALAMOUTI K. (IRI) GIUGNI Stephen (AUS)</p> <p><b>Control Committee</b> KLIEN Frits (NED) ROSENTHAL Radu (ISR)</p> <p><b>Scorers</b> MEULENKAMP Martijn (NED) JAMES Bronwyn (AUS)</p> <p><b>Linejudges</b> WILSON Elizabeth (USA) BARKER Simone (AUS) LONGLEY Kathryn (AUS) McMAHON Jeannine (USA)</p>
17:30	41	Semifinal	Islamic Republic of Iran vs Finland	<p>IRI FIN</p> <p><b>Referees</b> ANDERSSON Mats (SWE) HELAC Senad (BIH)</p> <p><b>Control Committee</b> SCHONSTEINER Jurgen (GER) SOLVANG Jan Otto (NOR)</p> <p><b>Scorers</b> FOWLER Janet (AUS) TWEEDIE Catriona (AUS)</p> <p><b>Linejudges</b> NEAL Brian (AUS) WARR Susan (AUS) SCHULBERGS Marika (AUS) YOE Dee (USA)</p>
19:00	42	Semifinal	Bosnia & Herzegovina vs Egypt	<p>BIH EGY</p> <p><b>Referees</b> FELDSHTEYN Viktor (UKR) PROBST Anton (GER)</p> <p><b>Control Committee</b> KLIEN Frits (NED) CAMPBELL Joe (USA)</p> <p><b>Scorers</b> MEULENKAMP Martijn (NED) LONGLEY Kathryn (AUS)</p> <p><b>Linejudges</b> NGUYEN Phong (AUS) McMAHON Jeannine (USA) THINNES Roger (USA) GILLETE Jacob (USA)</p>

PRNVS0000015E.00051 00102708:37V010



Match No: 37  
Start Time: 10:30

**AUS vs USA**

**First Referee:** SOEDERHOLM Seppo (FIN)

**Second Referee:** SOLVANG Jan Otto (NOR)

## Australia (AUS)

No.	Name	Medical Class	Date of Birth	Tournament Totals				
				Attack	Block	Serve	Total	%
1	BRAY Edward	E	22 NOV 1954	17	12	1	30	17.05
2	LEE Albert	E	17 OCT 1962	9	6	2	17	9.66
3	WHITEMAN Mark	E	10 MAR 1968	1	0	0	1	0.57
4	PRICE Kevin	E	20 AUG 1948	5	3	2	10	5.68
5	CROFT Paul	E	11 MAR 1951	0	0	0	0	0.00
6	GAY Darren	E	28 NOV 1969	11	8	0	19	10.80
7	ROWORTH Brett (C)	E	23 OCT 1959	31	9	5	45	25.57
8	SOBCZAK Greg	E	11 OCT 1970	21	16	9	46	26.14
9	THOMPSON Bruce	E	20 MAR 1960	2	0	0	2	1.14
10	PYNE Glenn	E	8 AUG 1957	5	1	0	6	3.41
11	NORTH Brant (L)	E	5 NOV 1976	0	0	0	0	0.00

**Head Coach :** WEIPING Tu

Results in these Paralympic Games

Round	Opponent	Result	Set Scores	Round	Opponent	Result	Set Scores
Preliminaries B	LBA	2-3	18-25,25-23,25-22,19-25,12-15	Preliminaries B	EGY	0-3	8-25, 8-25, 8-25
Preliminaries B	BIH	0-3	6-25, 7-25,17-25	Preliminaries B	KOR	0-3	16-25,18-25,23-25
Preliminaries B	FIN	0-3	9-25,12-25, 9-25	Classifications 9-12	JPN	1-3	17-25,25-22,13-25,21-25

## United States of America (USA)

No.	Name	Medical Class	Date of Birth	Tournament Totals				
				Attack	Block	Serve	Total	%
1	HAMIDO Essameldin Ragab	E	24 FEB 1961	6	3	4	13	10.16
2	GLOWACKI Matthew	E	10 APR 1973	0	0	1	1	0.78
3	LEASE Curtis	E	17 DEC 1971	6	3	1	10	7.81
4	LANGE Tracey Joseph	E	11 MAR 1967	3	2	1	6	4.69
5	COPPENS Matthew	E	18 APR 1971	2	6	1	9	7.03
6	TERPENNING James	E	26 OCT 1968	0	0	0	0	0.00
7	SMITH Kurt	E	21 DEC 1963	2	2	2	6	4.69
9	DUGAN Jim (L)	E	16 JUL 1947	0	0	0	0	0.00
10	MORAN Paul	E	31 DEC 1966	12	2	1	15	11.72
11	DEMBY William (C)	E	8 SEP 1950	7	3	2	12	9.38
14	KESLER Jim	E	1 JUN 1961	13	5	1	19	14.84
15	JOHNSON Bradley	E	9 SEP 1970	22	12	3	37	28.91

**Head Coach :** HULETT Michael

Results in these Paralympic Games

Round	Opponent	Result	Set Scores	Round	Opponent	Result	Set Scores
Preliminaries A	HUN	0-3	16-25, 6-25, 8-25	Preliminaries A	NED	0-3	12-25, 7-25,13-25
Preliminaries A	IRI	0-3	6-25,16-25, 9-25	Preliminaries A	GER	0-3	3-25,15-25, 9-25
Preliminaries A	JPN	0-3	15-25,14-25,16-25	Classifications 9-12	KOR	0-3	17-25,14-25,20-25

**Legend:**

(C) Team Captain (L) Libero Player % Percent of total team scoring  
E Eligible MD Minimal Disability

PRNVS0000015F.00051 00102708:37V010

Match No: 38  
Start Time: 12:00

JPN vs KOR

First Referee: FUCHS Elisabeth (AUT)  
Second Referee: DAVISON Andrew (AUS)

### Japan (JPN)

No.	Name	Medical Class	Date of Birth	Tournament Totals				
				Attack	Block	Serve	Total	%
1	KATO Masahiko	E	16 APR 1969	40	5	4	49	24.26
2	SATO Ei (C)	E	1 OCT 1963	23	1	0	24	11.88
3	YOSHIDA Hitoshi	E	13 OCT 1966	14	2	5	21	10.40
4	SHIKINE Toshinari	E	5 FEB 1965	8	1	0	9	4.46
5	TAKEDA Yoshihito	E	1 JUN 1967	6	2	5	13	6.44
6	ARIFUKU Junichi	MD	27 MAR 1963	1	0	0	1	0.50
7	NAKAYAMA Robert	E	22 FEB 1976	5	1	4	10	4.95
8	TANAKA Koji	E	26 AUG 1967	60	6	2	68	33.66
9	TANABE Tsutomu	E	15 APR 1963	0	0	4	4	1.98
10	WAKAIRO Hiroyuki	MD	21 JUL 1971	2	0	0	2	0.99
11	YONEZAWA Atsushi	E	26 JAN 1974	0	0	1	1	0.50
12	SASAKI Masahiro	E	12 SEP 1967	0	0	0	0	0.00

Head Coach : MANO Yoshihisa

Results in these Paralympic Games

Round	Opponent	Result	Set Scores	Round	Opponent	Result	Set Scores
Preliminaries A	GER	0-3	10-25,17-25,14-25	Preliminaries A	IRI	0-3	12-25,14-25,18-25
Preliminaries A	HUN	0-3	16-25,14-25,25-27	Preliminaries A	NED	0-3	12-25,20-25,17-25
Preliminaries A	USA	3-0	25-15,25-14,25-16	Classifications 9-12	AUS	3-1	25-17,22-25,25-13,25-21

### Korea (KOR)

No.	Name	Medical Class	Date of Birth	Tournament Totals				
				Attack	Block	Serve	Total	%
1	YOON Chul-Ho	E	21 APR 1967	23	2	9	34	15.81
2	PARK Woo-Sung (C)	E	10 JUL 1963	0	0	0	0	0.00
3	PARK Hyun-Dong	E	22 APR 1969	24	4	4	32	14.88
4	LEE Jun-Hmm	E	28 NOV 1969	1	0	0	1	0.47
5	KIM Bong-Ju (L)	E	22 OCT 1973	0	0	0	0	0.00
6	KANG Duck-Chan	E	12 AUG 1967	24	7	6	37	17.21
7	JEON Seon-Ju	E	16 JUN 1968	12	3	0	15	6.98
8	KIM Sung-Hoon	E	6 OCT 1975	38	12	5	55	25.58
9	SEO Gu-Hwaun	E	26 DEC 1967	4	1	1	6	2.79
10	BACK Young-Kil	E	13 DEC 1968	15	2	1	18	8.37
11	NA Myung-Jong	E	5 APR 1973	13	1	3	17	7.91
12	MOON Kyoung-Rok	E	24 DEC 1971	0	0	0	0	0.00

Head Coach : PARK Tae-Hyun

Results in these Paralympic Games

Round	Opponent	Result	Set Scores	Round	Opponent	Result	Set Scores
Preliminaries B	EGY	0-3	18-25, 9-25,14-25	Preliminaries B	BIH	0-3	9-25, 8-25,14-25
Preliminaries B	FIN	0-3	16-25,14-25,17-25	Preliminaries B	AUS	3-0	25-16,25-18,25-23
Preliminaries B	LBA	3-1	25-16,18-25,25-14,25-17	Classifications 9-12	USA	3-0	25-17,25-14,25-20

**Legend:**

(C) Team Captain (L) Libero Player % Percent of total team scoring  
E Eligible MD Minimal Disability

PRNVS00000160.00051 00102708:37V010

Match No: 39  
Start Time: 13:30

**LBA vs NED**

**First Referee:** KARADI Gabor (HUN)  
**Second Referee:** FIBRICH Maciek (AUS)

**Libyan Arab Jamahiriya (LBA)**

No.	Name	Medical Class	Date of Birth	Tournament Totals				
				Attack	Block	Serve	Total	%
2	SALIL Ali Said	E	1 JAN 1975	12	2	3	17	14.78
3	ALMEDNENE Mousbah A M	E	15 MAY 1972	1	0	0	1	0.87
4	ELKELABE Zuhair M	E	1 JAN 1967	12	4	3	19	16.52
5	ELGHASHIR Abulgasem	E	29 NOV 1968	1	0	0	1	0.87
6	SAEID I Hashem	E	17 APR 1971	13	1	7	21	18.26
7	M SUSAEN Gama	E	16 APR 1975	0	1	0	1	0.87
8	ALAGURI Salah (C)	E	19 APR 1967	13	2	2	17	14.78
9	ABDELGADER SALEH Saleh Ibrahim	E	2 JAN 1967	12	2	1	15	13.04
10	ABUSETIN Mustafa	E	26 DEC 1968	10	2	3	15	13.04
11	EMHEMED SALEM Salem	E	1 JAN 1967	1	0	3	4	3.48
12	ZAITUNI Abdulhakim H	E	28 JAN 1969	0	1	0	1	0.87
13	MANSUR Salem	E	2 OCT 1965	1	2	0	3	2.61

**Head Coach :** NOUH Ramdans

Results in these Paralympic Games

Round	Opponent	Result	Set Scores	Round	Opponent	Result	Set Scores
Preliminaries B	AUS	3-2	25-18,23-25,22-25,25-19,15-12	Preliminaries B	FIN	0-3	7-25, 9-25, 4-25
Preliminaries B	EGY	0-3	9-25,12-25, 9-25	Preliminaries B	BIH	3-0	25-17,25-17,25-19
Preliminaries B	KOR	1-3	16-25,25-18,14-25,17-25	Quarterfinal	IRI	0-3	7-25, 8-25, 7-25

**Netherlands (NED)**

No.	Name	Medical Class	Date of Birth	Tournament Totals				
				Attack	Block	Serve	Total	%
1	TOP Pieter	E	13 FEB 1959	45	18	3	66	23.40
3	AALDERS Henk	E	24 DEC 1955	46	6	5	57	20.21
4	OONK Alfred	E	10 JAN 1964	15	12	2	29	10.28
5	VENDERBOSCH Andre (L)	E	25 MAY 1967	0	0	0	0	0.00
6	OOMEN Harry	E	25 JUL 1960	1	0	0	1	0.35
7	DURGE Ron	E	17 JAN 1964	20	5	4	29	10.28
8	TIMMERMAN Edwin	E	11 NOV 1972	23	10	0	33	11.70
9	TIBBEN Stefan	MD	21 APR 1969	14	6	0	20	7.09
10	LIJSSSEN Martin	E	25 AUG 1967	0	0	0	0	0.00
11	van der BROEK Edwin	E	28 JUL 1976	1	0	0	1	0.35
12	VERSTAPPEN Johan (C)	MD	15 APR 1970	24	11	5	40	14.18
14	REEKERS Johan	E	28 DEC 1957	4	0	2	6	2.13

**Head Coach :** JANSEN Kees

Results in these Paralympic Games

Round	Opponent	Result	Set Scores	Round	Opponent	Result	Set Scores
Preliminaries A	IRI	0-3	19-25,22-25,10-25	Preliminaries A	USA	3-0	25-12,25- 7,25-13
Preliminaries A	GER	0-3	14-25,19-25,21-25	Preliminaries A	JPN	3-0	25-12,25-20,25-17
Preliminaries A	HUN	3-0	25-21,25-22,25-23	Quarterfinal	FIN	2-3	22-25,24-26,25-22,25-15, 9-15

**Legend:**

(C) Team Captain (L) Libero Player % Percent of total team scoring  
E Eligible MD Minimal Disability

PRNVS00000161.00051 00102708:37V010

Match No: 40  
Start Time: 16:00

GER vs HUN

First Referee: TORABIALAMOUTI Khesrollah (IRI)

Second Referee: GIUGNI Stephen (AUS)

## Germany (GER)

No.	Name	Medical Class	Date of Birth	Tournament Totals				
				Attack	Block	Serve	Total	%
1	SCHIFFLER Alexander	E	20 JAN 1982	13	5	7	25	8.09
2	STETTNER Ferenc	E	14 MAY 1958	6	6	4	16	5.18
3	RENGER Thomas	E	19 AUG 1972	23	4	0	27	8.74
5	HAUSSIG Uwe	E	4 MAR 1963	3	1	4	8	2.59
6	SOICKE Siegmund	E	12 JAN 1956	4	8	1	13	4.21
7	von der TRENCK Stefan	E	19 MAR 1959	4	1	0	5	1.62
8	MIMBERG Dirk	E	1 AUG 1966	58	9	1	68	22.01
9	SCHRAPP Juergen (C)	E	27 JUL 1974	56	10	7	73	23.62
10	WISCHNEWSKI Stefan	E	19 OCT 1969	4	1	5	10	3.24
11	RICKMANN Martin	MD	15 OCT 1969	7	4	2	13	4.21
12	BARSCHE Steffen	E	23 JUN 1967	36	8	7	51	16.50

Head Coach : DE HAAN Jouke

Results in these Paralympic Games

Round	Opponent	Result	Set Scores	Round	Opponent	Result	Set Scores
Preliminaries A	JPN	3-0	25-10,25-17,25-14	Preliminaries A	HUN	3-0	25-21,25-19,25-22
Preliminaries A	NED	3-0	25-14,25-19,25-21	Preliminaries A	USA	3-0	25-3,25-15,25-9
Preliminaries A	IRI	0-3	20-25,18-25,18-25	Quarterfinal	BIH	1-3	25-22,16-25,26-28,29-31

## Hungary (HUN)

No.	Name	Medical Class	Date of Birth	Tournament Totals				
				Attack	Block	Serve	Total	%
1	LOCSEI Sandor	E	18 MAY 1956	8	5	2	15	5.95
2	SZIGEDI Laszlo	E	29 MAR 1967	3	1	0	4	1.59
3	SZABO Laszlo	MD	26 DEC 1968	10	1	1	12	4.76
4	GAL Janos	E	24 MAR 1954	0	1	1	2	0.79
5	PERES Janos	E	16 FEB 1959	1	2	0	3	1.19
6	KEKECS Miklos	E	30 JUL 1955	17	9	2	28	11.11
7	DOMOKOS Andras (C)	E	24 MAY 1956	7	7	6	20	7.94
8	STIRCZER Jozsef	E	17 SEP 1963	11	6	3	20	7.94
9	KOVACS Laszlo (L)	E	4 JUN 1973	0	0	0	0	0.00
10	SZECSENYI Lajos	E	28 APR 1961	3	5	2	10	3.97
14	MANYAK Attila	MD	1 DEC 1972	71	11	7	89	35.32
15	MAKAROVSKI Sandor	E	2 JUL 1966	24	22	3	49	19.44

Head Coach : BALOGH Istvan

Results in these Paralympic Games

Round	Opponent	Result	Set Scores	Round	Opponent	Result	Set Scores
Preliminaries A	USA	3-0	25-16,25-6,25-8	Preliminaries A	GER	0-3	21-25,19-25,22-25
Preliminaries A	JPN	3-0	25-16,25-14,27-25	Preliminaries A	IRI	0-3	15-25,18-25,15-25
Preliminaries A	NED	0-3	21-25,22-25,23-25	Quarterfinal	EGY	0-3	19-25,21-25,26-28

### Legend:

(C) Team Captain

(L) Libero Player

% Percent of total team scoring

E Eligible

MD Minimal Disability

PRNVS00000162.00051 00102708:37V010



Match No: 41  
Start Time: 17:30

IRI vs FIN

First Referee: ANDERSSON Mats (SWE)

Second Referee: HELAC Senad (BIH)

## Islamic Republic of Iran (IRI)

No.	Name	Medical Class	Date of Birth	Tournament Totals				
				Attack	Block	Serve	Total	%
1	ESHAGHI Ali	E	12 NOV 1971	6	3	6	15	4.87
2	RAHIMI Mohammadreza	E	12 OCT 1971	13	2	6	21	6.82
3	PEIDAYESH Reza	MD	5 SEP 1978	26	3	1	30	9.74
4	KASHFIA Ali (C)	E	12 DEC 1963	8	2	2	12	3.90
5	SOLEIMANI Majid	E	6 SEP 1964	21	9	14	44	14.29
6	GOLKAR AZGHANDI Ali	E	21 MAR 1969	20	1	8	29	9.42
7	ASHOURI Farshid (L)	E	21 MAR 1964	0	0	0	0	0.00
8	EIMERI Jalil	E	21 SEP 1972	18	4	5	27	8.77
9	ZIRAH Isha	E	4 JUN 1979	19	4	6	29	9.42
10	FIROUZI Parviz	E	20 FEB 1969	27	10	3	40	12.99
11	SALAVATIAN Aliakbar	E	2 MAY 1967	10	6	2	18	5.84
12	BEHRAVAN Hojat	E	19 DEC 1979	30	7	6	43	13.96

Head Coach : REZAEIGARKANI Hadi

Results in these Paralympic Games

Round	Opponent	Result	Set Scores	Round	Opponent	Result	Set Scores
Preliminaries A	NED	3-0	25-19,25-22,25-10	Preliminaries A	JPN	3-0	25-12,25-14,25-18
Preliminaries A	USA	3-0	25-6,25-16,25-9	Preliminaries A	HUN	3-0	25-15,25-18,25-15
Preliminaries A	GER	3-0	25-20,25-18,25-18	Quarterfinal	LBA	3-0	25-7,25-8,25-7

## Finland (FIN)

No.	Name	Medical Class	Date of Birth	Tournament Totals				
				Attack	Block	Serve	Total	%
1	PYNNOENEN Allan	E	21 JUN 1952	6	1	1	8	2.65
2	HAENNINEN Keijo	E	6 OCT 1950	7	1	1	9	2.98
3	HEINO Jari (L)	E	31 MAY 1961	0	0	0	0	0.00
4	LAINEN Jukka	E	10 JUL 1963	23	5	3	31	10.26
6	KAPIAINEN Petri	MD	2 JUL 1965	22	6	2	30	9.93
7	TERVO Sami	E	13 NOV 1965	1	0	3	4	1.32
8	MELANEN Lauri	MD	18 JAN 1963	50	6	6	62	20.53
9	TUOMINEN Veli-Matti	E	30 DEC 1953	36	10	8	54	17.88
10	PULLI Matti (C)	E	23 FEB 1956	27	11	0	38	12.58
11	VENAELAEINEN Olavi	E	16 DEC 1946	30	7	2	39	12.91
12	VISTBACKA Aulis	E	5 OCT 1958	15	7	5	27	8.94

Head Coach : VARE Timo

Results in these Paralympic Games

Round	Opponent	Result	Set Scores	Round	Opponent	Result	Set Scores
Preliminaries B	BIH	1-3	18-25,22-25,25-21,14-25	Preliminaries B	LBA	3-0	25-7,25-9,25-4
Preliminaries B	KOR	3-0	25-16,25-14,25-17	Preliminaries B	EGY	0-3	14-25,22-25,23-25
Preliminaries B	AUS	3-0	25-9,25-12,25-9	Quarterfinal	NED	3-2	25-22,26-24,22-25,15-25,15-9

**Legend:**

(C) Team Captain (L) Libero Player % Percent of total team scoring  
E Eligible MD Minimal Disability

PRNVS00000163.00051 00102708:37V010

Match No: 42  
Start Time: 19:00

BIH vs EGY

First Referee: FELDSHTEYN Viktor (UKR)

Second Referee: PROBST Anton (GER)

## Bosnia & Herzegovina (BIH)

No.	Name	Medical Class	Date of Birth	Tournament Totals				
				Attack	Block	Serve	Total	%
1	GODINJAK Ismet	E	17 MAR 1973	45	2	2	49	15.65
2	MANKO Adnan	E	16 JAN 1977	22	13	5	40	12.78
3	NUHANOVIC Sevko (C)	E	17 SEP 1958	10	2	2	14	4.47
4	IBRAKOVIC Edin	E	6 JUL 1962	18	6	1	25	7.99
5	MEDIC Asim	E	3 AUG 1969	28	10	7	45	14.38
6	CAUSEVIC Fikret	E	13 MAY 1973	14	0	3	17	5.43
7	MAHMIC Zikret	E	4 JAN 1971	46	5	9	60	19.17
8	HAMZIC Dzevad	E	4 SEP 1968	15	2	3	20	6.39
9	SALKIC Nedžad (L)	E	26 OCT 1969	2	0	0	2	0.64
10	CISIJA Abid	E	9 JAN 1967	1	0	1	2	0.64
11	DELALIC Sabahudin	E	17 AUG 1972	20	5	5	30	9.58
12	ALIC Nevzet	MD	5 JAN 1961	7	2	0	9	2.88

Head Coach : HRUSTEMOVIC Mirza

Results in these Paralympic Games

Round	Opponent	Result	Set Scores	Round	Opponent	Result	Set Scores
Preliminaries B	FIN	3-1	25-18,25-22,21-25,25-14	Preliminaries B	KOR	3-0	25-9,25-8,25-14
Preliminaries B	AUS	3-0	25-6,25-7,25-17	Preliminaries B	LBA	0-3	17-25,17-25,19-25
Preliminaries B	EGY	0-3	20-25,21-25,22-25	Quarterfinal	GER	3-1	22-25,25-16,28-26,31-29

## Egypt (EGY)

No.	Name	Medical Class	Date of Birth	Tournament Totals				
				Attack	Block	Serve	Total	%
1	ELSHAWIKH Hesham	E	2 FEB 1975	47	12	5	64	22.38
2	AWED Tamer	E	9 MAR 1971	2	0	1	3	1.05
3	HASSAN Yasser	E	14 OCT 1973	29	3	6	38	13.29
4	ABD ALLA Ashraf	E	25 FEB 1974	16	1	1	18	6.29
5	EL BAHAEY Taher	E	9 JUN 1972	22	2	4	28	9.79
7	HASSANEIN Salah	E	9 SEP 1974	1	0	0	1	0.35
8	ABD ELLATIF Abd Elnabi (L)	E	18 JUN 1972	0	0	0	0	0.00
9	HUSSEIN Mohamed	E	6 JAN 1968	41	2	2	45	15.73
10	HASSAN Adel (C)	E	19 AUG 1966	20	10	2	32	11.19
11	ELHELBAWI Rezek	E	1 JAN 1978	6	0	0	6	2.10
12	ABD ELYAZID Mohamed	E	29 MAR 1979	34	9	8	51	17.83

Head Coach : DARWISH Mansour

Results in these Paralympic Games

Round	Opponent	Result	Set Scores	Round	Opponent	Result	Set Scores
Preliminaries B	KOR	3-0	25-18,25-9,25-14	Preliminaries B	AUS	3-0	25-8,25-8,25-8
Preliminaries B	LBA	3-0	25-9,25-12,25-9	Preliminaries B	FIN	3-0	25-14,25-22,25-23
Preliminaries B	BIH	3-0	25-20,25-21,25-22	Quarterfinal	HUN	3-0	25-19,25-21,28-26

### Legend:

(C) Team Captain (L) Libero Player % Percent of total team scoring  
E Eligible MD Minimal Disability

PRNVS00000164.00073 00102711:43V01P

# MEN'S SITTING FINAL 11-12 MATCH RESULTS



FRI 27 OCT 2000

P2

PAVILION 3

Match No: 37  
Start Time: 10:30

AUS vs USA  
2 1

Spectators:

Team	Sets	1	2	3	4	5	Total
AUS	2	25	18	25	0		68
USA	1	15	25	20	0		60
	Minutes	20	21	24			65

Referees: SOEDERHOLM Seppo (FIN) & SOLVANG Jan Otto (NOR)

AUS - Australia							USA - United States of America								
No	Name	1	2	3	4	5	Pts	No	Name	1	2	3	4	5	Pts
1	BRAY Edward	■	■	■			3	1	HAMIDO Essameldin Ragab						
2	LEE Albert	■	□	□			4	2	GLOWACKI Matthew						
3	WHITEMAN Mark		■	■				3	3	LEASE Curtis	■	■	■		10
4	PRICE Kevin	□	□	□				4	4	LANGE Tracey Joseph	□	■	■		3
5	CROFT Paul							5	5	COPPENS Matthew	■	■	■		6
6	GAY Darren	■	■	■			2	6	TERPENNING James						
7	ROWORTH Brett	■	■	■			1	7	SMITH Kurt	□	■	■		3	
8	SOBCZAK Greg	■	■	■			11	9	L DUGAN Jim	L	L	L			
9	THOMPSON Bruce							10	MORAN Paul	■	■	■		7	
10	PYNE Glenn	■	■	■			2	11	DEMBY William	■					
11	L NORTH Brant	L	L	L				14	KESLER Jim	■			□	4	
								15	JOHNSON Bradley	■	■	■		14	
<b>Head Coach:</b> WEIPING Tu							<b>Head Coach:</b> HULETT Michael								
<b>Assistant:</b> GLENN Stewart							<b>Assistant:</b> COLLINS Dixie Reese								

## TEAM AND PLAYER PERFORMANCES

Won	Total Atts	No	Name	Scoring Skills	Won	Total Atts	No	Name
11	64	Total Team		Attack	25	94	Total Team	
3	7	2	LEE Albert		8	22	15	JOHNSON Bradley
3	14	8	SOBCZAK Greg		5	15	5	COPPENS Matthew
2	9	1	BRAY Edward	Block	4	12	3	LEASE Curtis
4	36	Total Team			12	39	Total Team	
2	12	8	SOBCZAK Greg		5	15	15	JOHNSON Bradley
1	5	1	BRAY Edward	Serve	3	5	3	LEASE Curtis
1	8	2	LEE Albert		2	4	10	MORAN Paul
8	68	Total Team			10	60	Total Team	
6	16	8	SOBCZAK Greg	3	13	3	LEASE Curtis	
1	11	6	GAY Darren	2	13	7	SMITH Kurt	
1	13	7	ROWORTH Brett	2	9	10	MORAN Paul	
45		Total Team		13		Total Team		
68	168	Total Team		60	193	Total Team		
11	11	8	SOBCZAK Greg	Best Scorer	14	14	15	JOHNSON Bradley

Jury President:

Signature:

**Legend:**

■ Starting line-up      □ Substitute      nn Team Captain      □ L Substitute libero  
 Pts Points scored      L Libero Player      Opp Opponent      Atts Attempts

**PARTIAL**

PRNVS00000165.00083 00102711:44V01P


Match No 37  
Start Time: 10:30


**AUS vs USA**  
2 1


Spectators:

Team	Sets	1	2	3	4	5	Total
AUS	2	25	18	25	0		68
USA	1	15	25	20	0		60
	Minutes	20	21	24			65

## AUS · Australia

Scoring Attackers		Rk	No	Name	Succ	Faults	Cont	Total	Succ %	
	1	8	SOBCZAK Greg	3	3	8	14	21.43		
	6	GAY Darren	1	1	12	14				
	1	BRAY Edward	2	3	4	9				
	7	ROWORTH Brett	-	2	6	8				
	2	LEE Albert	3	1	3	7				
	10	PYNE Glenn	2	1	3	6				
	4	PRICE Kevin	-	1	4	5				
	11	NORTH Brant	-	-	1	1				
	5	CROFT Paul	-	-	-	-				
	9	THOMPSON Bruce	-	-	-	-				
	3	WHITEMAN Mark	-	-	-	-				
	Limit 15.00%				Total Team		11	12	41	64

Scoring Blockers		Rk	No	Name	Succ	Faults	Cont	Total	Avg
	1	8	SOBCZAK Greg	2	3	7	12	0.67	
	2	2	LEE Albert	1	5	2	8	0.33	
	1	BRAY Edward	1	3	1	5	0.33		
	4	10	PYNE Glenn	-	3	3	6	0.00	
	7	ROWORTH Brett	-	1	2	3	0.00		
	6	GAY Darren	-	-	2	2	0.00		
	5	CROFT Paul	-	-	-	-			
	11	NORTH Brant	-	-	-	-			
	4	PRICE Kevin	-	-	-	-			
	9	THOMPSON Bruce	-	-	-	-			
	3	WHITEMAN Mark	-	-	-	-			
	Total Team				4	15	17	36	1.33

Scoring Servers		Rk	No	Name	Succ	Faults	Cont	Total	Avg
	1	8	SOBCZAK Greg	6	2	8	16	2.00	
	2	7	ROWORTH Brett	1	2	10	13	0.33	
	6	GAY Darren	1	-	10	11	0.33		
	4	10	PYNE Glenn	-	-	11	11	0.00	
	1	BRAY Edward	-	-	9	9	0.00		
	2	LEE Albert	-	-	6	6	0.00		
	3	WHITEMAN Mark	-	-	2	2	0.00		
	5	CROFT Paul	-	-	-	-			
	11	NORTH Brant	-	-	-	-			
	4	PRICE Kevin	-	-	-	-			
	9	THOMPSON Bruce	-	-	-	-			
	Total Team				8	4	56	68	2.67

Team	Opponent Errors & Team Faults	45	14
------	-------------------------------	----	----

Legend:									
Rk	Rank	Succ	Successes	Cont	Continues	Succ %	Success %	Avg	Average per set




Match No 37  
Start Time: 10:30


**AUS vs USA**  
2 1


Spectators:

Team	Sets	1	2	3	4	5	Total
AUS	2	25	18	25	0		68
USA	1	15	25	20	0		60
	Minutes	20	21	24			65

## AUS - Australia

Non-Scoring Diggers		Rk	No	Name	Exc	Faults	Cont	Total	Avg
		1	3	WHITEMAN Mark	5	-	4	9	1.67
		2	8	SOBCZAK Greg	4	-	4	8	1.33
		3	7	ROWORTH Brett	3	-	8	11	1.00
		4	2	LEE Albert	2	1	-	3	0.67
		5	6	GAY Darren	1	1	11	13	0.33
		10		PYNE Glenn	1	-	4	5	0.33
		7	1	BRAY Edward	-	3	10	13	0.00
		11		NORTH Brant	-	1	3	4	0.00
		5		CROFT Paul	-	-	-	-	
		4		PRICE Kevin	-	-	-	-	
		9		THOMPSON Bruce	-	-	-	-	
Total Team					16	6	44	66	5.33

Non-Scoring Setters		Rk	No	Name	Exc	Faults	Cont	Total	Avg
		1	7	ROWORTH Brett	3	1	9	13	1.00
		2	10	PYNE Glenn	2	-	4	6	0.67
		3	2	LEE Albert	-	1	9	10	0.00
		1		BRAY Edward	-	-	6	6	0.00
		6		GAY Darren	-	-	5	5	0.00
		8		SOBCZAK Greg	-	-	5	5	0.00
		11		NORTH Brant	-	-	2	2	0.00
		5		CROFT Paul	-	-	-	-	
		4		PRICE Kevin	-	-	-	-	
		9		THOMPSON Bruce	-	-	-	-	
		3		WHITEMAN Mark	-	-	-	-	
Total Team					5	2	40	47	1.67

Non-Scoring Receivers		Rk	No	Name	Exc	Faults	Cont	Total	Eff %
		1		BRAY Edward	6	3	6	15	
		6		GAY Darren	5	1	1	7	
		7		ROWORTH Brett	7	-	-	7	
		8		SOBCZAK Greg	4	2	-	6	
		3		WHITEMAN Mark	3	1	-	4	
		2		LEE Albert	2	-	-	2	
		11		NORTH Brant	1	-	1	2	
		5		CROFT Paul	-	-	-	-	
		4		PRICE Kevin	-	-	-	-	
		10		PYNE Glenn	-	-	-	-	
		9		THOMPSON Bruce	-	-	-	-	
Total Team					28	7	8	43	48.84

Limit

25.00%

**Legend:**

Rk Rank      Exc Excellent      Cont Continues      Eff % Efficiency %      Avg Average per set





Match No 37  
Start Time: 10:30


**AUS vs USA**  
2 1


Spectators:

Team	Sets	1	2	3	4	5	Total
AUS	2	25	18	25	0		68
USA	1	15	25	20	0		60
	Minutes	20	21	24			65

## USA - United States of America

Scoring Attackers		Rk	No	Name	Succ	Faults	Cont	Total	Succ %	
	1	15	JOHNSON Bradley	8	5	9	22	36.36		
	2	5	COPPENS Matthew	5	1	9	15	33.33		
		10	MORAN Paul	3	5	6	14			
	3		LEASE Curtis	4	3	5	12			
	14		KESLER Jim	2	4	4	10			
	4		LANGE Tracey Joseph	2	3	5	10			
	7		SMITH Kurt	1	2	6	9			
	11		DEMBY William	-	1	1	2			
	9		DUGAN Jim	-	-	-	-			
	2		GLOWACKI Matthew	-	-	-	-			
	1		HAMIDO Essameldin Ragab	-	-	-	-			
	6		TERPENNING James	-	-	-	-			
	Limit 15.00%		Total Team			25	24	45	94	26.60

Scoring Blockers		Rk	No	Name	Succ	Faults	Cont	Total	Avg
	1	15	JOHNSON Bradley	5	3	7	15	1.67	
	2	3	LEASE Curtis	3	1	1	5	1.00	
	3	10	MORAN Paul	2	1	1	4	0.67	
	4	4	LANGE Tracey Joseph	1	-	2	3	0.33	
		14	KESLER Jim	1	1	-	2	0.33	
	6	5	COPPENS Matthew	-	3	4	7	0.00	
		11	DEMBY William	-	2	1	3	0.00	
		9	DUGAN Jim	-	-	-	-		
		2	GLOWACKI Matthew	-	-	-	-		
		1	HAMIDO Essameldin Ragab	-	-	-	-		
		7	SMITH Kurt	-	-	-	-		
		6	TERPENNING James	-	-	-	-		
			Total Team			12	11	16	39

Scoring Servers		Rk	No	Name	Succ	Faults	Cont	Total	Avg	
	1	3	LEASE Curtis	3	3	7	13	1.00		
	2	7	SMITH Kurt	2	1	10	13	0.67		
		10	MORAN Paul	2	1	6	9	0.67		
	4	15	JOHNSON Bradley	1	4	4	9	0.33		
		5	COPPENS Matthew	1	1	5	7	0.33		
		14	KESLER Jim	1	1	3	5	0.33		
	7	11	DEMBY William	-	1	1	2	0.00		
		4	LANGE Tracey Joseph	-	1	1	2	0.00		
		9	DUGAN Jim	-	-	-	-			
		2	GLOWACKI Matthew	-	-	-	-			
		1	HAMIDO Essameldin Ragab	-	-	-	-			
		6	TERPENNING James	-	-	-	-			
			Total Team			10	13	37	60	3.33

Team	Opponent Errors & Team Faults	13	4
------	-------------------------------	----	---

Legend:									
Rk	Rank	Succ	Successes	Cont	Continues	Succ %	Success %	Avg	Average per set

Match No 37  
Start Time: 10:30

**AUS vs USA**  
2 1

Spectators:

Team	Sets	1	2	3	4	5	Total
AUS	2	25	18	25	0		68
USA	1	15	25	20	0		60
	Minutes	20	21	24			65

## USA - United States of America

Non-Scoring Diggers		Rk	No	Name	Exc	Faults	Cont	Total	Avg	
		1	5	COPPENS Matthew	10	1	4	15	3.33	
			4	LANGE Tracey Joseph	10	-	1	11	3.33	
		3	10	MORAN Paul	8	1	2	11	2.67	
			3	LEASE Curtis	8	2	-	10	2.67	
		5	7	SMITH Kurt	6	2	2	10	2.00	
			15	JOHNSON Bradley	6	1	1	8	2.00	
		7	14	KESLER Jim	4	2	-	6	1.33	
		8	11	DEMBY William	2	-	-	2	0.67	
			9	DUGAN Jim	-	-	-	-	-	
			2	GLOWACKI Matthew	-	-	-	-	-	
			1	HAMIDO Essameldin Ragab	-	-	-	-	-	
			6	TERPENNING James	-	-	-	-	-	
	Total Team					54	9	10	73	18.00

Non-Scoring Setters		Rk	No	Name	Exc	Faults	Cont	Total	Avg
		1	7	SMITH Kurt	5	-	12	17	1.67
		2	3	LEASE Curtis	4	-	3	7	1.33
		3	5	COPPENS Matthew	2	-	14	16	0.67
			10	MORAN Paul	2	-	9	11	0.67
			11	DEMBY William	2	1	2	5	0.67
			14	KESLER Jim	2	-	1	3	0.67
		7	15	JOHNSON Bradley	1	-	11	12	0.33
			4	LANGE Tracey Joseph	1	-	4	5	0.33
			9	DUGAN Jim	-	-	-	-	-
			2	GLOWACKI Matthew	-	-	-	-	-
			1	HAMIDO Essameldin Ragab	-	-	-	-	-
		6	TERPENNING James	-	-	-	-	-	
Total Team					19	1	56	76	6.33

Non-Scoring Receivers		Rk	No	Name	Exc	Faults	Cont	Total	Eff %
			3	LEASE Curtis	11	2	-	13	
			15	JOHNSON Bradley	5	2	1	8	
			7	SMITH Kurt	6	-	2	8	
			5	COPPENS Matthew	5	1	1	7	
			10	MORAN Paul	7	-	-	7	
			14	KESLER Jim	6	-	-	6	
			4	LANGE Tracey Joseph	4	1	-	5	
			11	DEMBY William	1	-	-	1	
			9	DUGAN Jim	-	-	-	-	
			2	GLOWACKI Matthew	-	-	-	-	
			1	HAMIDO Essameldin Ragab	-	-	-	-	
		6	TERPENNING James	-	-	-	-		
Total Team					45	6	4	55	70.91

Limit

25.00%

Legend:									
Rk	Rank	Exc	Excellent	Cont	Continues	Eff %	Efficiency %	Avg	Average per set

PRNVS00000166.00073 00102712:09V010

# MEN'S SITTING FINAL 11-12 MATCH RESULTS



FRI 27 OCT 2000

P2

PAVILION 3

Match No: 37  
Start Time: 10:30

AUS vs USA  
3 vs 1

Spectators: 3429

Team	Sets	1	2	3	4	Total
AUS	3	25	18	25	25	93
USA	1	15	25	20	14	74
	Minutes	20	21	24	21	86

Referees: SOEDERHOLM Seppo (FIN) & SOLVANG Jan Otto (NOR)

AUS - Australia							USA - United States of America								
No	Name	1	2	3	4	5	Pts	No	Name	1	2	3	4	5	Pts
1	BRAY Edward	■	■	■	■		3	1	HAMIDO Essameldin Ragab						1
2	LEE Albert	■	□	□	□		4	2	GLOWACKI Matthew						
3	WHITEMAN Mark			■	■	■		3	LEASE Curtis	■	■	■	■		12
4	PRICE Kevin	□	□	□	□		1	4	LANGE Tracey Joseph	□	■	■	■		6
5	CROFT Paul							5	COPPENS Matthew	■	■	■	■		8
6	GAY Darren	■	■	■	■		5	6	TERPENNING James						
7	ROWORTH Brett	■	■	■	■		3	7	SMITH Kurt	□					3
8	SOBCZAK Greg	■	■	■	■		12	9	L DUGAN Jim	L	L	L	L		
9	THOMPSON Bruce							10	MORAN Paul	■	■	■	■		7
10	PYNE Glenn	■	■	■	■		4	11	DEMBY William	■					
11	L NORTH Brant	L	L	L	L			14	KESLER Jim	■			□		6
								15	JOHNSON Bradley	■	■	■	■		17
<b>Head Coach:</b> WEIPING Tu							<b>Head Coach:</b> HULETT Michael								
<b>Assistant:</b> GLENN Stewart							<b>Assistant:</b> COLLINS Dixie Reese								

## TEAM AND PLAYER PERFORMANCES

Won	Total Atts	No	Name	Scoring Skills	Won	Total Atts	No	Name
17	86	Total Team		Attack	32	122	Total Team	
4	18	8	SOBCZAK Greg		10	26	15	JOHNSON Bradley
3	9	2	LEE Albert		6	18	5	COPPENS Matthew
3	17	6	GAY Darren		4	15	3	LEASE Curtis
6	46	Total Team		Block	14	50	Total Team	
2	13	8	SOBCZAK Greg		6	18	15	JOHNSON Bradley
1	7	1	BRAY Edward		3	5	3	LEASE Curtis
1	8	2	LEE Albert		2	5	10	MORAN Paul
9	92	Total Team		Serve	14	75	Total Team	
6	19	8	SOBCZAK Greg		5	16	3	LEASE Curtis
1	16	6	GAY Darren		2	15	7	SMITH Kurt
1	17	7	ROWORTH Brett		2	11	10	MORAN Paul
61		Total Team		Opp Error	14		Total Team	
93	224	Total Team			14		Total Team	
12	12	8	SOBCZAK Greg	Total	74	247	Total Team	
					17	17	15	JOHNSON Bradley
				Best Scorer				

### Legend:

■ Starting line-up      □ Substitute      nn Team Captain      □ Substitute libero  
 Pts Points scored      L Libero Player      Opp Opponent      Atts Attempts

PRNVS00000167.00083 00102712:20V010




Match No 37  
Start Time: 10:30


**AUS vs USA**  
3 1


Spectators: 3429

Team	Sets	1	2	3	4	Total
AUS	3	25	18	25	25	93
USA	1	15	25	20	14	74
	Minutes	20	21	24	21	86

## AUS - Australia

Scoring Attackers		Rk	No	Name	Succ	Faults	Cont	Total	Succ %
	1	8	SOBCZAK Greg	4	3	11	18	22.22	
	2	6	GAY Darren	3	1	13	17	17.65	
	3	7	ROWORTH Brett	2	2	9	13	15.38	
		1	BRAY Edward	2	4	9	15		
		2	LEE Albert	3	1	5	9		
		10	PYNE Glenn	3	2	3	8		
		4	PRICE Kevin	-	1	4	5		
		11	NORTH Brant	-	-	1	1		
		5	CROFT Paul	-	-	-	-		
		9	THOMPSON Bruce	-	-	-	-		
		3	WHITEMAN Mark	-	-	-	-		
Limit 15.00%	Total Team			17	14	55	86	19.77	

Scoring Blockers		Rk	No	Name	Succ	Faults	Cont	Total	Avg
	1	8	SOBCZAK Greg	2	4	7	13	0.50	
	2	2	LEE Albert	1	5	2	8	0.25	
		1	BRAY Edward	1	3	3	7	0.25	
		6	GAY Darren	1	-	3	4	0.25	
		4	PRICE Kevin	1	-	-	1	0.25	
	6	10	PYNE Glenn	-	4	3	7	0.00	
		7	ROWORTH Brett	-	2	4	6	0.00	
		5	CROFT Paul	-	-	-	-		
		11	NORTH Brant	-	-	-	-		
		9	THOMPSON Bruce	-	-	-	-		
	3	WHITEMAN Mark	-	-	-	-			
Total Team			6	18	22	46	1.50		

Scoring Servers		Rk	No	Name	Succ	Faults	Cont	Total	Avg
	1	8	SOBCZAK Greg	6	3	10	19	1.50	
	2	7	ROWORTH Brett	1	2	14	17	0.25	
		6	GAY Darren	1	-	15	16	0.25	
		10	PYNE Glenn	1	-	15	16	0.25	
	5	1	BRAY Edward	-	-	11	11	0.00	
		2	LEE Albert	-	-	11	11	0.00	
		3	WHITEMAN Mark	-	-	2	2	0.00	
		5	CROFT Paul	-	-	-	-		
		11	NORTH Brant	-	-	-	-		
		4	PRICE Kevin	-	-	-	-		
	9	THOMPSON Bruce	-	-	-	-			
Total Team			9	5	78	92	2.25		

Team	Opponent Errors & Team Faults	61	15
------	-------------------------------	----	----

Legend:									
Rk	Rank	Succ	Successes	Cont	Continues	Succ %	Success %	Avg	Average per set


Match No 37  
Start Time: 10:30


**AUS vs USA**  
**3 1**


Spectators: 3429

Team	Sets	1	2	3	4	Total
AUS	3	25	18	25	25	93
USA	1	15	25	20	14	74
	Minutes	20	21	24	21	86

## AUS - Australia

Non-Scoring Diggers		Rk	No	Name	Exc	Faults	Cont	Total	Avg
	1	3	WHITEMAN Mark	6	-	4	10	1.50	
	2	7	ROWORTH Brett	5	-	8	13	1.25	
		8	SOBCZAK Greg	5	1	6	12	1.25	
	4	6	GAY Darren	3	2	11	16	0.75	
	5	11	NORTH Brant	2	1	5	8	0.50	
		2	LEE Albert	2	1	-	3	0.50	
	7	10	PYNE Glenn	1	-	4	5	0.25	
	8	1	BRAY Edward	-	4	11	15	0.00	
		5	CROFT Paul	-	-	-	-	-	
		4	PRICE Kevin	-	-	-	-	-	
		9	THOMPSON Bruce	-	-	-	-	-	
Total Team				24	9	49	82	6.00	

Non-Scoring Setters		Rk	No	Name	Exc	Faults	Cont	Total	Avg
	1	7	ROWORTH Brett	4	1	10	15	1.00	
		10	PYNE Glenn	4	-	4	8	1.00	
	3	1	BRAY Edward	1	-	6	7	0.25	
	4	2	LEE Albert	-	1	11	12	0.00	
		6	GAY Darren	-	-	10	10	0.00	
		8	SOBCZAK Greg	-	-	6	6	0.00	
		11	NORTH Brant	-	-	2	2	0.00	
		5	CROFT Paul	-	-	-	-	-	
		4	PRICE Kevin	-	-	-	-	-	
		9	THOMPSON Bruce	-	-	-	-	-	
		3	WHITEMAN Mark	-	-	-	-	-	
Total Team				9	2	49	60	2.25	

Non-Scoring Receivers		Rk	No	Name	Exc	Faults	Cont	Total	Eff %
	1	1	BRAY Edward	8	3	6	17	29.41	
		6	GAY Darren	7	2	1	10		
		7	ROWORTH Brett	7	1	-	8		
		8	SOBCZAK Greg	5	2	-	7		
		11	NORTH Brant	1	2	2	5		
		3	WHITEMAN Mark	3	1	1	5		
		2	LEE Albert	3	-	-	3		
		5	CROFT Paul	-	-	-	-		
		4	PRICE Kevin	-	-	-	-		
		10	PYNE Glenn	-	-	-	-		
		9	THOMPSON Bruce	-	-	-	-		
Total Team				34	11	10	55	41.82	

Limit

25.00%

Legend:									
Rk	Rank	Exc	Excellent	Cont	Continues	Eff %	Efficiency %	Avg	Average per set




Match No 37  
Start Time: 10:30


**AUS vs USA**  
**3 1**


Spectators: 3429

Team	Sets	1	2	3	4	Total
AUS	3	25	18	25	25	93
USA	1	15	25	20	14	74
	Minutes	20	21	24	21	86

## USA - United States of America

Scoring Attackers		Rk	No	Name	Succ	Faults	Cont	Total	Succ %
	1	15	JOHNSON Bradley	10	5	11	26	38.46	
	2	10	MORAN Paul	3	7	10	20	15.00	
		5	COPPENS Matthew	6	1	11	18		
		3	LEASE Curtis	4	6	5	15		
		14	KESLER Jim	3	4	7	14		
		4	LANGE Tracey Joseph	4	5	5	14		
		7	SMITH Kurt	1	2	6	9		
		1	HAMIDO Essameldin Ragab	1	2	1	4		
		11	DEMBY William	-	1	1	2		
		9	DUGAN Jim	-	-	-	-		
		2	GLOWACKI Matthew	-	-	-	-		
		6	TERPENNING James	-	-	-	-		
	Limit	15.00%							
	Total Team				32	33	57	122	26.23

Scoring Blockers		Rk	No	Name	Succ	Faults	Cont	Total	Avg
	1	15	JOHNSON Bradley	6	4	8	18	1.50	
	2	3	LEASE Curtis	3	1	1	5	0.75	
	3	10	MORAN Paul	2	2	1	5	0.50	
	4	5	COPPENS Matthew	1	4	5	10	0.25	
		14	KESLER Jim	1	2	-	3	0.25	
		4	LANGE Tracey Joseph	1	-	2	3	0.25	
		7	11	DEMBY William	-	2	1	3	0.00
		1	HAMIDO Essameldin Ragab	-	-	2	2	0.00	
		7	SMITH Kurt	-	1	-	1	0.00	
		9	DUGAN Jim	-	-	-	-		
		2	GLOWACKI Matthew	-	-	-	-		
		6	TERPENNING James	-	-	-	-		
	Total Team				14	16	20	50	3.50

Scoring Servers		Rk	No	Name	Succ	Faults	Cont	Total	Avg
	1	3	LEASE Curtis	5	3	8	16	1.25	
	2	7	SMITH Kurt	2	2	11	15	0.50	
		10	MORAN Paul	2	1	8	11	0.50	
		14	KESLER Jim	2	1	4	7	0.50	
	5	15	JOHNSON Bradley	1	5	5	11	0.25	
		5	COPPENS Matthew	1	2	6	9	0.25	
		4	LANGE Tracey Joseph	1	1	2	4	0.25	
	8	11	DEMBY William	-	1	1	2	0.00	
		9	DUGAN Jim	-	-	-	-		
		2	GLOWACKI Matthew	-	-	-	-		
		1	HAMIDO Essameldin Ragab	-	-	-	-		
		6	TERPENNING James	-	-	-	-		
	Total Team				14	16	45	75	3.50

Team	Opponent Errors & Team Faults	14	7
------	-------------------------------	----	---

Legend:									
Rk	Rank	Succ	Successes	Cont	Continues	Succ %	Success %	Avg	Average per set




Match No 37  
Start Time: 10:30


**AUS vs USA**  
**3 1**


Spectators: 3429

Team	Sets	1	2	3	4	Total
AUS	3	25	18	25	25	93
USA	1	15	25	20	14	74
	Minutes	20	21	24	21	86

## USA - United States of America

Non-Scoring Diggers		Rk	No	Name	Exc	Faults	Cont	Total	Avg
	1	5	COPPENS Matthew	11	2	7	20	2.75	
		4	LANGE Tracey Joseph	11	-	2	13	2.75	
	3	7	SMITH Kurt	10	3	4	17	2.50	
		10	MORAN Paul	10	1	4	15	2.50	
		3	LEASE Curtis	10	2	-	12	2.50	
	6	15	JOHNSON Bradley	8	1	1	10	2.00	
		7	KESLER Jim	7	3	-	10	1.75	
	8	11	DEMBY William	2	-	-	2	0.50	
		9	DUGAN Jim	-	-	-	-	-	
		2	GLOWACKI Matthew	-	-	-	-	-	
		1	HAMIDO Essameldin Ragab	-	-	-	-	-	
		6	TERPENNING James	-	-	-	-	-	
	Total Team				69	12	18	99	17.25

Non-Scoring Setters		Rk	No	Name	Exc	Faults	Cont	Total	Avg
	1	7	SMITH Kurt	6	1	21	28	1.50	
	2	3	LEASE Curtis	4	-	5	9	1.00	
		14	KESLER Jim	4	-	1	5	1.00	
	4	10	MORAN Paul	3	-	9	12	0.75	
	5	5	COPPENS Matthew	2	-	15	17	0.50	
		11	DEMBY William	2	1	2	5	0.50	
	7	15	JOHNSON Bradley	1	-	11	12	0.25	
		4	LANGE Tracey Joseph	1	-	5	6	0.25	
		1	HAMIDO Essameldin Ragab	1	-	-	1	0.25	
		9	DUGAN Jim	-	-	-	-	-	
		2	GLOWACKI Matthew	-	-	-	-	-	
	6	TERPENNING James	-	-	-	-	-		
Total Team				24	2	69	95	6.00	

Non-Scoring Receivers		Rk	No	Name	Exc	Faults	Cont	Total	Eff %
		15	JOHNSON Bradley	11	2	2	15		
		3	LEASE Curtis	13	2	-	15		
		7	SMITH Kurt	9	1	2	12		
		5	COPPENS Matthew	8	1	1	10		
		10	MORAN Paul	9	-	-	9		
		4	LANGE Tracey Joseph	7	1	-	8		
		14	KESLER Jim	7	-	-	7		
		11	DEMBY William	1	-	-	1		
		9	DUGAN Jim	-	-	-	-		
		2	GLOWACKI Matthew	-	-	-	-		
		1	HAMIDO Essameldin Ragab	-	-	-	-		
		6	TERPENNING James	-	-	-	-		
	Total Team				65	7	5	77	75.32

Limit

25.00%

**Legend:**


Rk Rank      Exc Excellent      Cont Continues      Eff % Efficiency %      Avg Average per set


PRNVS00000168.00084A 00102712:22V060




# AUS · Australia

After 7 Matches

 Scoring Attackers	No	Name	MP	SP	Succ	Faults	Cont	Total	Succ %
	1	BRAY Edward	7	25	19	18	69	106	17.92
	2	LEE Albert	7	25	12	14	38	64	18.75
	3	WHITEMAN Mark	7	25	1	-	4	5	20.00
	4	PRICE Kevin	7	25	5	6	24	35	14.29
	5	CROFT Paul	7	25	-	-	2	2	0.00
	6	GAY Darren	7	25	14	16	60	90	15.56
	7	ROWORTH Brett	7	25	33	24	69	126	26.19
	8	SOBCZAK Greg	7	25	25	19	80	124	20.16
	9	THOMPSON Bruce	7	25	2	1	2	5	40.00
	10	PYNE Glenn	7	25	8	7	26	41	19.51
11	NORTH Brant	7	25	-	-	7	7	0.00	
Team Totals			7	25	119	105	381	605	19.67

 Scoring Blockers	No	Name	MP	SP	Succ	Faults	Cont	Total	Avg
	1	BRAY Edward	7	25	13	18	20	51	0.52
	2	LEE Albert	7	25	7	18	17	42	0.28
	3	WHITEMAN Mark	7	25	-	-	-	-	0.00
	4	PRICE Kevin	7	25	4	1	11	16	0.16
	5	CROFT Paul	7	25	-	-	-	-	0.00
	6	GAY Darren	7	25	9	20	19	48	0.36
	7	ROWORTH Brett	7	25	9	23	20	52	0.36
	8	SOBCZAK Greg	7	25	18	34	38	90	0.72
	9	THOMPSON Bruce	7	25	-	2	1	3	0.00
	10	PYNE Glenn	7	25	1	14	10	25	0.04
11	NORTH Brant	7	25	-	-	-	-	0.00	
Team Totals			7	25	61	130	136	327	2.44

 Scoring Servers	No	Name	MP	SP	Succ	Faults	Cont	Total	Avg
	1	BRAY Edward	7	25	1	7	56	64	0.04
	2	LEE Albert	7	25	2	3	48	53	0.08
	3	WHITEMAN Mark	7	25	-	2	13	15	0.00
	4	PRICE Kevin	7	25	2	4	11	17	0.08
	5	CROFT Paul	7	25	-	-	-	-	0.00
	6	GAY Darren	7	25	1	6	50	57	0.04
	7	ROWORTH Brett	7	25	6	9	51	66	0.24
	8	SOBCZAK Greg	7	25	15	16	41	72	0.60
	9	THOMPSON Bruce	7	25	-	3	6	9	0.00
	10	PYNE Glenn	7	25	1	5	54	60	0.04
11	NORTH Brant	7	25	-	-	-	-	0.00	
Team Totals			7	25	28	55	330	413	1.12


Team	Opponent Errors & Team Faults	201	87
------	-------------------------------	-----	----


Legend:


Succ	Successes	Cont	Continues	Succ %	Success %	Avg	Average per set	MP	Matches Played
SP	Team Sets Played								

# AUS · Australia

After 7 Matches

Non-Scoring Diggers	No	Name	MP	SP	Exc	Faults	Cont	Total	Avg
		1	BRAY Edward	7	25	10	28	33	71
	2	LEE Albert	7	25	15	11	16	42	0.60
	3	WHITEMAN Mark	7	25	23	4	11	38	0.92
	4	PRICE Kevin	7	25	1	2	1	4	0.04
	5	CROFT Paul	7	25	1	-	-	1	0.04
	6	GAY Darren	7	25	20	23	43	86	0.80
	7	ROWORTH Brett	7	25	52	30	34	116	2.08
	8	SOBCZAK Greg	7	25	27	26	29	82	1.08
	9	THOMPSON Bruce	7	25	2	4	1	7	0.08
	10	PYNE Glenn	7	25	5	5	9	19	0.20
	11	NORTH Brant	7	25	22	10	11	43	0.88
	Team Totals		7	25	178	143	188	509	7.12

Non-Scoring Setters	No	Name	MP	SP	Exc	Faults	Cont	Total	Avg
		1	BRAY Edward	7	25	7	1	49	57
	2	LEE Albert	7	25	6	3	54	63	0.24
	3	WHITEMAN Mark	7	25	2	-	3	5	0.08
	4	PRICE Kevin	7	25	3	-	18	21	0.12
	5	CROFT Paul	7	25	-	-	-	-	0.00
	6	GAY Darren	7	25	9	1	62	72	0.36
	7	ROWORTH Brett	7	25	10	3	72	85	0.40
	8	SOBCZAK Greg	7	25	8	4	41	53	0.32
	9	THOMPSON Bruce	7	25	2	1	12	15	0.08
	10	PYNE Glenn	7	25	19	2	53	74	0.76
	11	NORTH Brant	7	25	1	1	8	10	0.04
	Team Totals		7	25	67	16	372	455	2.68

Non-Scoring Receivers	No	Name	MP	SP	Exc	Faults	Cont	Total	Eff %
		1	BRAY Edward	7	25	45	6	19	70
	2	LEE Albert	7	25	31	4	9	44	61.36
	3	WHITEMAN Mark	7	25	22	3	7	32	59.38
	4	PRICE Kevin	7	25	-	-	-	-	0.00
	5	CROFT Paul	7	25	-	-	2	2	0.00
	6	GAY Darren	7	25	28	7	12	47	44.68
	7	ROWORTH Brett	7	25	46	5	21	72	56.94
	8	SOBCZAK Greg	7	25	44	8	7	59	61.02
	9	THOMPSON Bruce	7	25	5	4	4	13	7.69
	10	PYNE Glenn	7	25	1	1	-	2	0.00
	11	NORTH Brant	7	25	102	7	16	125	76.00
	Team Totals		7	25	324	45	97	466	59.87

Legend:


Exc	Excellent	Cont	Continues	Eff %	Efficiency %	Avg	Average per set	MP	Matches Played
SP	Team Sets Played								


PRNVS00000169.00084A 00102712:23V060

**USA · United States of America**

After 7 Matches

Scoring Attackers	No	Name	MP	SP	Succ	Faults	Cont	Total	Succ %
		1	HAMIDO Essameldin Ragab	7	22	7	14	16	37
	2	GLOWACKI Matthew	7	22	-	3	2	5	0.00
	3	LEASE Curtis	7	22	10	13	23	46	21.74
	4	LANGE Tracey Joseph	7	22	7	18	29	54	12.96
	5	COPPENS Matthew	7	22	8	11	28	47	17.02
	6	TERPENNING James	7	22	-	2	5	7	0.00
	7	SMITH Kurt	7	22	3	10	12	25	12.00
	9	DUGAN Jim	7	22	-	-	-	-	0.00
	10	MORAN Paul	7	22	15	17	30	62	24.19
	11	DEMBY William	7	22	7	9	19	35	20.00
	14	KESLER Jim	7	22	16	23	40	79	20.25
	15	JOHNSON Bradley	7	22	32	25	53	110	29.09
	Team Totals		7	22	105	145	257	507	20.71

Scoring Blockers	No	Name	MP	SP	Succ	Faults	Cont	Total	Avg
		1	HAMIDO Essameldin Ragab	7	22	3	10	11	24
	2	GLOWACKI Matthew	7	22	-	-	1	1	0.00
	3	LEASE Curtis	7	22	6	13	9	28	0.27
	4	LANGE Tracey Joseph	7	22	3	4	14	21	0.14
	5	COPPENS Matthew	7	22	7	13	15	35	0.32
	6	TERPENNING James	7	22	-	1	6	7	0.00
	7	SMITH Kurt	7	22	2	6	3	11	0.09
	9	DUGAN Jim	7	22	-	-	-	-	0.00
	10	MORAN Paul	7	22	4	14	6	24	0.18
	11	DEMBY William	7	22	3	10	7	20	0.14
	14	KESLER Jim	7	22	6	14	23	43	0.27
	15	JOHNSON Bradley	7	22	18	18	33	69	0.82
	Team Totals		7	22	52	103	128	283	2.36


Scoring Servers	No	Name	MP	SP	Succ	Faults	Cont	Total	Avg
		1	HAMIDO Essameldin Ragab	7	22	4	8	11	23
	2	GLOWACKI Matthew	7	22	1	1	9	11	0.05
	3	LEASE Curtis	7	22	6	10	21	37	0.27
	4	LANGE Tracey Joseph	7	22	2	7	12	21	0.09
	5	COPPENS Matthew	7	22	2	5	18	25	0.09
	6	TERPENNING James	7	22	-	4	6	10	0.00
	7	SMITH Kurt	7	22	4	9	33	46	0.18
	9	DUGAN Jim	7	22	-	-	-	-	0.00
	10	MORAN Paul	7	22	3	5	24	32	0.14
	11	DEMBY William	7	22	2	3	26	31	0.09
	14	KESLER Jim	7	22	3	3	17	23	0.14
	15	JOHNSON Bradley	7	22	4	17	17	38	0.18
	Team Totals		7	22	31	72	194	297	1.41


<b>Team</b>	<b>Opponent Errors &amp; Team Faults</b>	102	49
-------------	--	-----	----


<b>Legend:</b>	<b>Succ</b> Successes	<b>Cont</b> Continues	<b>Succ %</b> Success %	<b>Avg</b> Average per set	<b>MP</b> Matches Played
	<b>SP</b> Team Sets Played				

USA · United States of America

After 7 Matches

Non-Scoring Diggers		No	Name	MP	SP	Exc	Faults	Cont	Total	Avg	
		1	HAMIDO Essameldin Ragab	7	22	12	4	15	31	0.55	
		2	GLOWACKI Matthew	7	22	7	2	2	11	0.32	
		3	LEASE Curtis	7	22	19	8	15	42	0.86	
		4	LANGE Tracey Joseph	7	22	16	16	15	47	0.73	
		5	COPPENS Matthew	7	22	20	10	15	45	0.91	
		6	TERPENNING James	7	22	2	5	5	12	0.09	
		7	SMITH Kurt	7	22	15	14	13	42	0.68	
		9	DUGAN Jim	7	22	5	3	3	11	0.23	
		10	MORAN Paul	7	22	20	14	20	54	0.91	
		11	DEMBY William	7	22	7	8	12	27	0.32	
		14	KESLER Jim	7	22	13	11	13	37	0.59	
		15	JOHNSON Bradley	7	22	20	7	8	35	0.91	
			Team Totals		7	22	156	102	136	394	7.09

Non-Scoring Setters		No	Name	MP	SP	Exc	Faults	Cont	Total	Avg	
		1	HAMIDO Essameldin Ragab	7	22	4	1	27	32	0.18	
		2	GLOWACKI Matthew	7	22	-	-	4	4	0.00	
		3	LEASE Curtis	7	22	13	2	28	43	0.59	
		4	LANGE Tracey Joseph	7	22	8	3	39	50	0.36	
		5	COPPENS Matthew	7	22	5	1	24	30	0.23	
		6	TERPENNING James	7	22	2	1	23	26	0.09	
		7	SMITH Kurt	7	22	10	1	48	59	0.45	
		9	DUGAN Jim	7	22	-	-	-	-	0.00	
		10	MORAN Paul	7	22	8	-	32	40	0.36	
		11	DEMBY William	7	22	9	3	32	44	0.41	
		14	KESLER Jim	7	22	8	1	31	40	0.36	
		15	JOHNSON Bradley	7	22	7	-	34	41	0.32	
			Team Totals		7	22	74	13	322	409	3.36

Non-Scoring Receivers		No	Name	MP	SP	Exc	Faults	Cont	Total	Eff %	
		1	HAMIDO Essameldin Ragab	7	22	10	2	15	27	29.63	
		2	GLOWACKI Matthew	7	22	9	3	4	16	37.50	
		3	LEASE Curtis	7	22	28	11	21	60	28.33	
		4	LANGE Tracey Joseph	7	22	37	5	7	49	65.31	
		5	COPPENS Matthew	7	22	15	5	7	27	37.04	
		6	TERPENNING James	7	22	8	4	5	17	23.53	
		7	SMITH Kurt	7	22	25	6	22	53	35.85	
		9	DUGAN Jim	7	22	13	3	12	28	35.71	
		10	MORAN Paul	7	22	36	8	17	61	45.90	
		11	DEMBY William	7	22	12	2	5	19	52.63	
		14	KESLER Jim	7	22	26	5	8	39	53.85	
		15	JOHNSON Bradley	7	22	31	5	9	45	57.78	
			Team Totals		7	22	250	59	132	441	43.31

<b>Legend:</b>										
Exc	Excellent	Cont	Continues	Exc %	Efficiency %	Avg	Average per set	MP	Matches Played	
SP	Team Sets Played									

PRNVS0000016A.00053 00102712:53V020





### Australia (AUS)

No.	Name	Medical Class	Date of Birth	Club	National Selections			
					WCH	PG	Oth	Tot
1	BRAY Edward	E	22 NOV 1954					
2	LEE Albert	E	17 OCT 1962					
3	WHITEMAN Mark	E	10 MAR 1968					
4	PRICE Kevin	E	20 AUG 1948					
5	CROFT Paul	E	11 MAR 1951					
6	GAY Darren	E	28 NOV 1969					
7	ROWORTH Brett (C)	E	23 OCT 1959					
8	SOBCZAK Greg	E	11 OCT 1970					
9	THOMPSON Bruce	E	20 MAR 1960					
10	PYNE Glenn	E	8 AUG 1957					
11	L NORTH Brant	E	5 NOV 1976					
<b>Uniform Colors</b>		<b>Shirt</b>		<b>Shorts</b>				
<b>Main</b>		Gold		Blue				
<b>2nd</b>		Green		Blue				
<b>3rd</b>								
<b>Technical Staff</b>								
<b>Team Manager</b>								
<b>Head Coach</b>		WEIPING Tu						
<b>Assistant Coach</b>		GLENN Stewart						
<b>Doctor</b>								
<b>Therapist/Trainer</b>								

<b>Legend:</b>					
(C)	Team Captain	OG	Paralympic Games	Tot	Total
L	Libero Player	Oth	Other International Competitions	WCH	World Championship
E	Eligible	MD	Minimal Disability		



### Bosnia & Herzegovina (BIH)

No.	Name	Medical Class	Date of Birth	Club	National Selections			
					WCH	PG	Oth	Tot
1	GODINJAK Ismet	E	17 MAR 1973					
2	MANKO Adnan	E	16 JAN 1977					
3	NUHANOVIC Sevko (C)	E	17 SEP 1958					
4	IBRAKOVIC Edin	E	6 JUL 1962					
5	MEDIC Asim	E	3 AUG 1969					
6	CAUSEVIC Fikret	E	13 MAY 1973					
7	MAHMIC Zikret	E	4 JAN 1971					
8	HAMZIC Dzevad	E	4 SEP 1968					
9	L SALKIC Nedžad	E	26 OCT 1969					
10	CISIJA Abid	E	9 JAN 1967					
11	DELALIC Sabahudin	E	17 AUG 1972					
12	ALIC Nevzet	MD	5 JAN 1961					
<b>Uniform Colors</b>		<b>Shirt</b>		<b>Shorts</b>				
<b>Main</b>		Blue/Yellow		Blue				
<b>2nd</b>		Yellow/Blue		Blue				
<b>3rd</b>								
<b>Technical Staff</b>								
<b>Team Manager</b>		KRIKO Amir						
<b>Head Coach</b>		HRUSTEMOVIC Mirza						
<b>Assistant Coach</b>		COLIC Mehmed						
<b>Doctor</b>		AVDIC Dijana						
<b>Therapist/Trainer</b>								

**Legend:**

(C) Team Captain  
L Libero Player  
E Eligible

OG Paralympic Games  
Oth Other International Competitions  
MD Minimal Disability

Tot Total  
WCH World Championship



### Egypt (EGY)

No.	Name	Medical Class	Date of Birth	Club	National Selections			
					WCH	PG	Oth	Tot
1	ELSHAWIKH Hesham	E	2 FEB 1975					
2	AWED Tamer	E	9 MAR 1971					
3	HASSAN Yasser	E	14 OCT 1973					
4	ABD ALLA Ashraf	E	25 FEB 1974					
5	EL BAHAEY Taher	E	9 JUN 1972					
7	HASSANEIN Salah	E	9 SEP 1974					
8	L ABD ELLATIF Abd Elnabi	E	18 JUN 1972					
9	HUSSEIN Mohamed	E	6 JAN 1968					
10	HASSAN Adel (C)	E	19 AUG 1966					
11	ELHELBAWI Rezek	E	1 JAN 1978					
12	ABD ELYAZID Mohamed	E	29 MAR 1979					
<b>Uniform Colors</b>		<b>Shirt</b>		<b>Shorts</b>				
<b>Main</b>		White/Red		White				
<b>2nd</b>		Green/White		Green				
<b>3rd</b>								
<b>Technical Staff</b>								
<b>Team Manager</b>								
<b>Head Coach</b>		DARWISH Mansour						
<b>Assistant Coach</b>		SALAMA Mohamed						
<b>Doctor</b>								
<b>Therapist/Trainer</b>								

**Legend:**

(C) Team Captain  
L Libero Player  
E Eligible

OG Paralympic Games  
Oth Other International Competitions  
MD Minimal Disability

Tot Total  
WCH World Championship

### Finland (FIN)

No.	Name	Medical Class	Date of Birth	Club	National Selections			
					WCH	PG	Oth	Tot
1	PYNNOENEN Allan	E	21 JUN 1952					
2	HAENNINEN Keijo	E	6 OCT 1950					
3	L HEINO Jari	E	31 MAY 1961					
4	LAINEN Jukka	E	10 JUL 1963					
6	KAPIAINEN Petri	MD	2 JUL 1965					
7	TERVO Sami	E	13 NOV 1965					
8	MELANEN Lauri	MD	18 JAN 1963					
9	TUOMINEN Veli-Matti	E	30 DEC 1953					
10	PULLI Matti (C)	E	23 FEB 1956					
11	VENAELAEINEN Olavi	E	16 DEC 1946					
12	VISTBACKA Aulis	E	5 OCT 1958					
<b>Uniform Colors</b>		<b>Shirt</b>		<b>Shorts</b>				
<b>Main</b>		Blue		Blue				
<b>2nd</b>		White		Blue				
<b>3rd</b>								
<b>Technical Staff</b>								
<b>Team Manager</b>								
<b>Head Coach</b>		VARE Timo						
<b>Assistant Coach</b>		PULLI Ossi						
<b>Doctor</b>								
<b>Therapist/Trainer</b>								

**Legend:**

(C) Team Captain  
L Libero Player  
E Eligible

OG Paralympic Games  
Oth Other International Competitions  
MD Minimal Disability

Tot Total  
WCH World Championship



### Germany (GER)

No.	Name	Medical Class	Date of Birth	Club	National Selections				
					WCH	PG	Oth	Tot	
1	SCHIFFLER Alexander	E	20 JAN 1982						
2	STETTNER Ferenc	E	14 MAY 1958						
3	RENGER Thomas	E	19 AUG 1972						
5	HAUSSIG Uwe	E	4 MAR 1963						
6	SOICKE Siegmund	E	12 JAN 1956						
7	von der TRENCK Stefan	E	19 MAR 1959						
8	MIMBERG Dirk	E	1 AUG 1966						
9	SCHRAPP Juergen (C)	E	27 JUL 1974						
10	WISCHNEWSKI Stefan	E	19 OCT 1969						
11	RICKMANN Martin	MD	15 OCT 1969						
12	BARSCHE Steffen	E	23 JUN 1967						
<b>Uniform Colors</b>		<b>Shirt</b>		<b>Shorts</b>					
<b>Main</b>		Red/Blue		Black					
<b>2nd</b>		Blue/Blue		Black					
<b>3rd</b>		White/Blue		Black					
<b>Technical Staff</b>									
<b>Team Manager</b>									
<b>Head Coach</b>		DE HAAN Jouke							
<b>Assistant Coach</b>		WILKENS Andreas							
<b>Doctor</b>		BERNAUER Andrea							
<b>Therapist/Trainer</b>		LUEGGER Thomas							

<b>Legend:</b>					
(C)	Team Captain	OG	Paralympic Games	Tot	Total
L	Libero Player	Oth	Other International Competitions	WCH	World Championship
E	Eligible	MD	Minimal Disability		



### Hungary (HUN)

No.	Name	Medical Class	Date of Birth	Club	National Selections			
					WCH	PG	Oth	Tot
1	LOCSEI Sandor	E	18 MAY 1956					
2	SZIGEDI Laszlo	E	29 MAR 1967					
3	SZABO Laszlo	MD	26 DEC 1968					
4	GAL Janos	E	24 MAR 1954					
5	PERES Janos	E	16 FEB 1959					
6	KEKECS Miklos	E	30 JUL 1955					
7	DOMOKOS Andras (C)	E	24 MAY 1956					
8	STIRCZER Jozsef	E	17 SEP 1963					
9	L KOVACS Laszlo	E	4 JUN 1973					
10	SZECSENYI Lajos	E	28 APR 1961					
14	MANYAK Attila	MD	1 DEC 1972					
15	MAKAROVSKI Sandor	E	2 JUL 1966					
<b>Uniform Colors</b>		<b>Shirt</b>		<b>Shorts</b>				
<b>Main</b>		Green		Green				
<b>2nd</b>		Red		Green				
<b>3rd</b>		Blue		Green				
<b>Technical Staff</b>								
<b>Team Manager</b>								
<b>Head Coach</b>		BALOGH Istvan						
<b>Assistant Coach</b>								
<b>Doctor</b>								
<b>Therapist/Trainer</b>								

**Legend:**

(C) Team Captain  
L Libero Player  
E Eligible

OG Paralympic Games  
Oth Other International Competitions  
MD Minimal Disability

Tot Total  
WCH World Championship



### Islamic Republic of Iran (IRI)

No.	Name	Medical Class	Date of Birth	Club	National Selections			
					WCH	PG	Oth	Tot
1	ESHAGHI Ali	E	12 NOV 1971					
2	RAHIMI Mohammadreza	E	12 OCT 1971					
3	PEIDAYESH Reza	MD	5 SEP 1978					
4	KASHFIA Ali (C)	E	12 DEC 1963					
5	SOLEIMANI Majid	E	6 SEP 1964					
6	GOLKAR AZGHANDI Ali	E	21 MAR 1969					
7	L ASHOURI Farshid	E	21 MAR 1964					
8	EIMERI Jalil	E	21 SEP 1972					
9	ZIRAH Isha	E	4 JUN 1979					
10	FIROUZI Parviz	E	20 FEB 1969					
11	SALAVATIAN Aliakbar	E	2 MAY 1967					
12	BEHRAVAN Hojat	E	19 DEC 1979					
<b>Uniform Colors</b>		<b>Shirt</b>		<b>Shorts</b>				
<b>Main</b>		White		Dark Blue				
<b>2nd</b>		Red		Dark Grey				
<b>3rd</b>		Green						
<b>Technical Staff</b>								
<b>Team Manager</b>		MEHRAEIN Mohammad						
<b>Head Coach</b>		REZAEIGARKANI Hadi						
<b>Assistant Coach</b>		DAVALLOO Abdol Jabbar						
<b>Doctor</b>		DEGHAN Mohammadrahim						
<b>Therapist/Trainer</b>		IRANDOOST Mahmoud						

<b>Legend:</b>			
(C)	Team Captain	OG	Paralympic Games
L	Libero Player	Oth	Other International Competitions
E	Eligible	MD	Minimal Disability
		Tot	Total
		WCH	World Championship



### Japan (JPN)

No.	Name	Medical Class	Date of Birth	Club	National Selections			
					WCH	PG	Oth	Tot
1	KATO Masahiko	E	16 APR 1969					
2	SATO Ei (C)	E	1 OCT 1963					
3	YOSHIDA Hitoshi	E	13 OCT 1966					
4	SHIKINE Toshinari	E	5 FEB 1965					
5	TAKEDA Yoshihito	E	1 JUN 1967					
6	ARIFUKU Junichi	MD	27 MAR 1963					
7	NAKAYAMA Robert	E	22 FEB 1976					
8	TANAKA Koji	E	26 AUG 1967					
9	TANABE Tsutomu	E	15 APR 1963					
10	WAKAIRO Hiroyuki	MD	21 JUL 1971					
11	YONEZAWA Atsushi	E	26 JAN 1974					
12	SASAKI Masahiro	E	12 SEP 1967					
<b>Uniform Colors</b>		<b>Shirt</b>		<b>Shorts</b>				
<b>Main</b>		White		Black				
<b>2nd</b>		Red		Black				
<b>3rd</b>								
<b>Technical Staff</b>								
<b>Team Manager</b>								
<b>Head Coach</b>		MANO Yoshihisa						
<b>Assistant Coach</b>		YAMASHITA Shin						
<b>Doctor</b>								
<b>Therapist/Trainer</b>		MORITA Tetsushi						

<b>Legend:</b>			
(C)	Team Captain	OG	Paralympic Games
L	Libero Player	Oth	Other International Competitions
E	Eligible	MD	Minimal Disability
		Tot	Total
		WCH	World Championship





### Korea (KOR)

No.	Name	Medical Class	Date of Birth	Club	National Selections			
					WCH	PG	Oth	Tot
1	YOON Chul-Ho	E	21 APR 1967					
2	PARK Woo-Sung (C)	E	10 JUL 1963					
3	PARK Hyun-Dong	E	22 APR 1969					
4	LEE Jun-Hmm	E	28 NOV 1969					
5	L KIM Bong-Ju	E	22 OCT 1973					
6	KANG Duck-Chan	E	12 AUG 1967					
7	JEON Seon-Ju	E	16 JUN 1968					
8	KIM Sung-Hoon	E	6 OCT 1975					
9	SEO Gu-Hwaun	E	26 DEC 1967					
10	BACK Young-Kil	E	13 DEC 1968					
11	NA Myung-Jong	E	5 APR 1973					
12	MOON Kyoung-Rok	E	24 DEC 1971					
<b>Uniform Colors</b>		<b>Shirt</b>		<b>Shorts</b>				
<b>Main</b>		Red		Blue				
<b>2nd</b>		White		Blue				
<b>3rd</b>								
<b>Technical Staff</b>								
<b>Team Manager</b>								
<b>Head Coach</b>		PARK Tae-Hyun						
<b>Assistant Coach</b>								
<b>Doctor</b>								
<b>Therapist/Trainer</b>								

**Legend:**

(C) Team Captain  
L Libero Player  
E Eligible

OG Paralympic Games  
Oth Other International Competitions  
MD Minimal Disability

Tot Total  
WCH World Championship





### Netherlands (NED)

No.	Name	Medical Class	Date of Birth	Club	National Selections			
					WCH	PG	Oth	Tot
1	TOP Pieter	E	13 FEB 1959					
3	AALDERS Henk	E	24 DEC 1955					
4	OONK Alfred	E	10 JAN 1964					
5	L VENDERBOSCH Andre	E	25 MAY 1967					
6	OOMEN Harry	E	25 JUL 1960					
7	DURGE Ron	E	17 JAN 1964					
8	TIMMERMAN Edwin	E	11 NOV 1972					
9	TIBBEN Stefan	MD	21 APR 1969					
10	LIJSSEN Martin	E	25 AUG 1967					
11	van der BROEK Edwin	E	28 JUL 1976					
12	VERSTAPPEN Johan (C)	MD	15 APR 1970					
14	REEKERS Johan	E	28 DEC 1957					
<b>Uniform Colors</b>		<b>Shirt</b>		<b>Shorts</b>				
<b>Main</b>		Orange/Blue		Blue				
<b>2nd</b>		Blue/Orange		Blue				
<b>3rd</b>		Dark Blue/Red		Blue				
<b>Technical Staff</b>								
<b>Team Manager</b>		DOST Henk						
<b>Head Coach</b>		JANSEN Kees						
<b>Assistant Coach</b>		BANFI Jozef						
<b>Doctor</b>								
<b>Therapist/Trainer</b>		BEELLEN Henkjan						

**Legend:**

(C) Team Captain  
L Libero Player  
E Eligible

OG Paralympic Games  
Oth Other International Competitions  
MD Minimal Disability

Tot Total  
WCH World Championship



### United States of America (USA)

No.	Name	Medical Class	Date of Birth	Club	National Selections			
					WCH	PG	Oth	Tot
1	HAMIDO Essameldin Ragab	E	24 FEB 1961					
2	GLOWACKI Matthew	E	10 APR 1973					
3	LEASE Curtis	E	17 DEC 1971					
4	LANGE Tracey Joseph	E	11 MAR 1967					
5	COPPENS Matthew	E	18 APR 1971					
6	TERPENNING James	E	26 OCT 1968					
7	SMITH Kurt	E	21 DEC 1963					
9	L DUGAN Jim	E	16 JUL 1947					
10	MORAN Paul	E	31 DEC 1966					
11	DEMBY William (C)	E	8 SEP 1950					
14	KESLER Jim	E	1 JUN 1961					
15	JOHNSON Bradley	E	9 SEP 1970					
<b>Uniform Colors</b>		<b>Shirt</b>		<b>Shorts</b>				
<b>Main</b>		Red		Blue				
<b>2nd</b>		White		Blue				
<b>3rd</b>		Blue		Blue				
<b>Technical Staff</b>								
<b>Team Manager</b>		DRACH Ronald						
<b>Head Coach</b>		HULETT Michael						
<b>Assistant Coach</b>		COLLINS Dixie Reese						
<b>Doctor</b>								
<b>Therapist/Trainer</b>		BLOCKMAN Tamberly						

**Legend:**

(C) Team Captain  
L Libero Player  
E Eligible

OG Paralympic Games  
Oth Other International Competitions  
MD Minimal Disability

Tot Total  
WCH World Championship

PRNVS0000016B.00073 00102713:27V01P

Match No: 38  
Start Time: 12:00

JPN vs KOR  
1 1

Spectators:

Team	Sets	1	2	3	4	5	Total
JPN	1	25	23	0			48
KOR	1	16	25	0			41
	Minutes	19	24				43

Referees: FUCHS Elisabeth (AUT) & DAVISON Andrew (AUS)

JPN ■ Japan								KOR ■ Korea							
No	Name	1	2	3	4	5	Pts	No	Name	1	2	3	4	5	Pts
1	KATO Masahiko	■	■				9	1	YOON Chul-Ho	■	■				6
2	SATO Ei	■	■				4	2	PARK Woo-Sung						
3	YOSHIDA Hitoshi	■	■				3	3	PARK Hyun-Dong		■				1
4	SHIKINE Toshinari							4	LEE Jun-Hmm						
5	TAKEDA Yoshihito	■	■				7	5	L KIM Bong-Ju	L	L				
6	ARIFUKU Junichi	□						6	KANG Duck-Chan	■	■				3
7	NAKAYAMA Robert	■	■					7	JEON Seon-Ju	■	■				
8	TANAKA Koji	■	■				7	8	KIM Sung-Hoon	■	■				10
9	TANABE Tsutomu							9	SEO Gu-Hwaun	■	■				
10	WAKAIRO Hiroyuki							10	BACK Young-Kil	□	■				3
11	YONEZAWA Atsushi			□				11	NA Myung-Jong	■	■				2
12	SASAKI Masahiro							12	MOON Kyoung-Rok						
Head Coach: MANO Yoshihisa								Head Coach: PARK Tae-Hyun							
Assistant: YAMASHITA Shin								Assistant:							

### TEAM AND PLAYER PERFORMANCES

Won	Total Atts	No	Name	Scoring Skills	Won	Total Atts	No	Name
23	81	Total Team		Attack	18	71	Total Team	
7	24	1	KATO Masahiko		8	13	8	KIM Sung-Hoon
6	15	8	TANAKA Koji		4	13	1	YOON Chul-Ho
5	11	5	TAKEDA Yoshihito		3	17	6	KANG Duck-Chan
6	26	Total Team			5	46	Total Team	
2	4	1	KATO Masahiko	Block	2	7	1	YOON Chul-Ho
2	5	5	TAKEDA Yoshihito		2	6	8	KIM Sung-Hoon
1	5	3	YOSHIDA Hitoshi		1	6	10	BACK Young-Kil
1	48	Total Team		Serve	2	41	Total Team	
1	7	3	YOSHIDA Hitoshi		2	9	11	NA Myung-Jong
18		Total Team		Opp Error	16		Total Team	
48	155	Total Team			Total	41	158	Total Team
9	9	1	KATO Masahiko	Best Scorer	10	10	8	KIM Sung-Hoon

Legend:

■ Starting line-up      □ Substitute      nn Team Captain      L Substitute libero  
 Pts Points scored      L Libero Player      Opp Opponent      Atts Attempts

**PARTIAL**

PRNVS0000016C.00083 00102713:28V01P

Match No 38  
Start Time: 12:00


**JPN vs KOR**  
1 1


Spectators:

Team	Sets	1	2	3	4	5	Total
JPN	1	25	23	0			48
KOR	1	16	25	0			41
	Minutes	19	24				43

## JPN - Japan

Scoring Attackers		Rk	No	Name	Succ	Faults	Cont	Total	Succ %
	1	8	TANAKA Koji	6	3	6	15	40.00	
	2	1	KATO Masahiko	7	3	14	24	29.17	
	3	2	SATO Ei	4	2	10	16	25.00	
	3		YOSHIDA Hitoshi	1	3	8	12		
	5		TAKEDA Yoshihito	5	1	5	11		
	7		NAKAYAMA Robert	-	-	2	2		
	6		ARIFUKU Junichi	-	-	1	1		
	12		SASAKI Masahiro	-	-	-	-		
	4		SHIKINE Toshinari	-	-	-	-		
	9		TANABE Tsutomu	-	-	-	-		
	10		WAKAIRO Hiroyuki	-	-	-	-		
11		YONEZAWA Atsushi	-	-	-	-			
Limit 15.00%		Total Team			23	12	46	81	28.40

Scoring Blockers		Rk	No	Name	Succ	Faults	Cont	Total	Avg
	1	5	TAKEDA Yoshihito	2	1	2	5	1.00	
		1	KATO Masahiko	2	-	2	4	1.00	
	3	8	TANAKA Koji	1	4	1	6	0.50	
		3	YOSHIDA Hitoshi	1	3	1	5	0.50	
	5	7	NAKAYAMA Robert	-	2	3	5	0.00	
		2	SATO Ei	-	1	-	1	0.00	
		6	ARIFUKU Junichi	-	-	-	-		
	12		SASAKI Masahiro	-	-	-	-		
	4		SHIKINE Toshinari	-	-	-	-		
	9		TANABE Tsutomu	-	-	-	-		
	10		WAKAIRO Hiroyuki	-	-	-	-		
11		YONEZAWA Atsushi	-	-	-	-			
		Total Team			6	11	9	26	3.00

Scoring Servers		Rk	No	Name	Succ	Faults	Cont	Total	Avg
	1	3	YOSHIDA Hitoshi	1	-	6	7	0.50	
	2	2	SATO Ei	-	-	13	13	0.00	
		1	KATO Masahiko	-	1	8	9	0.00	
		7	NAKAYAMA Robert	-	-	7	7	0.00	
		5	TAKEDA Yoshihito	-	1	4	5	0.00	
		8	TANAKA Koji	-	1	4	5	0.00	
		6	ARIFUKU Junichi	-	-	1	1	0.00	
		11	YONEZAWA Atsushi	-	-	1	1	0.00	
		12	SASAKI Masahiro	-	-	-	-		
		4	SHIKINE Toshinari	-	-	-	-		
		9	TANABE Tsutomu	-	-	-	-		
	10	WAKAIRO Hiroyuki	-	-	-	-			
		Total Team			1	3	44	48	0.50

Team	Opponent Errors & Team Faults	18	5
------	-------------------------------	----	---

Legend:									
Rk	Rank	Succ	Successes	Cont	Continues	Succ %	Success %	Avg	Average per set

**PARTIAL**




Match No 38  
Start Time: 12:00


JPN vs KOR  
1 1


Spectators:

Team	Sets	1	2	3	4	5	Total
JPN	1	25	23	0			48
KOR	1	16	25	0			41
	Minutes	19	24				43

## JPN - Japan

Non-Scoring Diggers		Rk	No	Name	Exc	Faults	Cont	Total	Avg
		1	2	SATO Ei	13	2	2	17	6.50
		2	7	NAKAYAMA Robert	9	-	1	10	4.50
		3	1	KATO Masahiko	7	3	-	10	3.50
		4	5	TAKEDA Yoshihito	6	1	3	10	3.00
		5	3	YOSHIDA Hitoshi	5	1	1	7	2.50
		6	8	TANAKA Koji	3	2	-	5	1.50
		7	6	ARIFUKU Junichi	1	-	-	1	0.50
		12		SASAKI Masahiro	-	-	-	-	
		4		SHIKINE Toshinari	-	-	-	-	
		9		TANABE Tsutomu	-	-	-	-	
		10		WAKAIRO Hiroyuki	-	-	-	-	
	11		YONEZAWA Atsushi	-	-	-	-		
Total Team					44	9	7	60	22.00

Non-Scoring Setters		Rk	No	Name	Exc	Faults	Cont	Total	Avg
		1	7	NAKAYAMA Robert	11	-	19	30	5.50
		2	5	TAKEDA Yoshihito	3	-	19	22	1.50
		3	8	TANAKA Koji	2	-	3	5	1.00
		4	3	YOSHIDA Hitoshi	1	-	6	7	0.50
		5	2	SATO Ei	-	-	3	3	0.00
		6		ARIFUKU Junichi	-	-	1	1	0.00
		1		KATO Masahiko	-	-	-	-	
		12		SASAKI Masahiro	-	-	-	-	
		4		SHIKINE Toshinari	-	-	-	-	
		9		TANABE Tsutomu	-	-	-	-	
		10		WAKAIRO Hiroyuki	-	-	-	-	
	11		YONEZAWA Atsushi	-	-	-	-		
Total Team					17	-	51	68	8.50

Non-Scoring Receivers		Rk	No	Name	Exc	Faults	Cont	Total	Eff %
		1	1	KATO Masahiko	11	-	-	11	100.0
			7	NAKAYAMA Robert	10	-	-	10	100.0
		2		SATO Ei	4	-	-	4	
		5		TAKEDA Yoshihito	4	-	-	4	
		8		TANAKA Koji	3	-	-	3	
		3		YOSHIDA Hitoshi	2	1	-	3	
		6		ARIFUKU Junichi	-	-	-	-	
		12		SASAKI Masahiro	-	-	-	-	
		4		SHIKINE Toshinari	-	-	-	-	
		9		TANABE Tsutomu	-	-	-	-	
		10		WAKAIRO Hiroyuki	-	-	-	-	
	11		YONEZAWA Atsushi	-	-	-	-		
Total Team					34	1	-	35	94.29

Limit

25.00%

Legend:

Rk Rank      Exc Excellent      Cont Continues      Eff % Efficiency %      Avg Average per set

Match No 38  
Start Time: 12:00

**JPN vs KOR**  
1 1

Spectators:

Team	Sets	1	2	3	4	5	Total
JPN	1	25	23	0			48
KOR	1	16	25	0			41
	Minutes	19	24				43

**KOR - Korea**

Scoring Attackers		Rk	No	Name	Succ	Faults	Cont	Total	Succ %
		1	8	KIM Sung-Hoon	8	2	3	13	61.54
		2	1	YOON Chul-Ho	4	4	5	13	30.77
		3	6	KANG Duck-Chan	3	5	9	17	17.65
		10		BACK Young-Kil	2	2	6	10	
		7		JEON Seon-Ju	-	2	4	6	
		9		SEO Gu-Hwaun	-	1	4	5	
		3		PARK Hyun-Dong	1	-	3	4	
		11		NA Myung-Jong	-	1	2	3	
		5		KIM Bong-Ju	-	-	-	-	
		4		LEE Jun-Hmm	-	-	-	-	
		12		MOON Kyoung-Rok	-	-	-	-	
		2		PARK Woo-Sung	-	-	-	-	
	Limit 15.00%		Total Team			18	17	36	71

Scoring Blockers		Rk	No	Name	Succ	Faults	Cont	Total	Avg
		1	1	YOON Chul-Ho	2	3	2	7	1.00
			8	KIM Sung-Hoon	2	1	3	6	1.00
		3	10	BACK Young-Kil	1	2	3	6	0.50
		4	6	KANG Duck-Chan	-	3	12	15	0.00
			11	NA Myung-Jong	-	5	1	6	0.00
			3	PARK Hyun-Dong	-	3	-	3	0.00
			7	JEON Seon-Ju	-	2	-	2	0.00
			9	SEO Gu-Hwaun	-	1	-	1	0.00
			5	KIM Bong-Ju	-	-	-	-	
			4	LEE Jun-Hmm	-	-	-	-	
			12	MOON Kyoung-Rok	-	-	-	-	
			2	PARK Woo-Sung	-	-	-	-	
		Total Team			5	20	21	46	2.50

Scoring Servers		Rk	No	Name	Succ	Faults	Cont	Total	Avg
		1	11	NA Myung-Jong	2	1	6	9	1.00
		2	8	KIM Sung-Hoon	-	-	10	10	0.00
			10	BACK Young-Kil	-	-	6	6	0.00
			7	JEON Seon-Ju	-	-	4	4	0.00
			6	KANG Duck-Chan	-	2	2	4	0.00
			1	YOON Chul-Ho	-	-	4	4	0.00
			3	PARK Hyun-Dong	-	1	2	3	0.00
			9	SEO Gu-Hwaun	-	-	1	1	0.00
			5	KIM Bong-Ju	-	-	-	-	
			4	LEE Jun-Hmm	-	-	-	-	
			12	MOON Kyoung-Rok	-	-	-	-	
			2	PARK Woo-Sung	-	-	-	-	
		Total Team			2	4	35	41	1.00

Team	Opponent Errors & Team Faults	16	2
------	-------------------------------	----	---

Legend:									
Rk	Rank	Succ	Successes	Cont	Continues	Succ %	Success %	Avg	Average per set


Match No 38  
Start Time: 12:00


**JPN vs KOR**  
1 1


Spectators:

Team	Sets	1	2	3	4	5	Total
JPN	1	25	23	0			48
KOR	1	16	25	0			41
	Minutes	19	24				43

**KOR - Korea**

Non-Scoring Diggers		Rk	No	Name	Exc	Faults	Cont	Total	Avg
		1	1	YOON Chul-Ho	10	1	1	12	5.00
		2	5	KIM Bong-Ju	9	1	4	14	4.50
		3	11	NA Myung-Jong	8	1	1	10	4.00
		4	6	KANG Duck-Chan	3	1	1	5	1.50
		5	10	BACK Young-Kil	2	-	2	4	1.00
		7	3	PARK Hyun-Dong	2	-	1	3	1.00
		8	7	JEON Seon-Ju	1	1	1	3	0.50
		8		KIM Sung-Hoon	-	-	-	-	
		4		LEE Jun-Hmm	-	-	-	-	
		12		MOON Kyoung-Rok	-	-	-	-	
		2		PARK Woo-Sung	-	-	-	-	
		9		SEO Gu-Hwaun	-	-	-	-	
Total Team					35	5	11	51	17.50

Non-Scoring Setters		Rk	No	Name	Exc	Faults	Cont	Total	Avg
		1	11	NA Myung-Jong	3	-	8	11	1.50
		2	3	PARK Hyun-Dong	2	-	5	7	1.00
		5	5	KIM Bong-Ju	2	-	1	3	1.00
		4	7	JEON Seon-Ju	1	-	7	8	0.50
		1	1	YOON Chul-Ho	1	-	7	8	0.50
		10	10	BACK Young-Kil	1	-	5	6	0.50
		6	6	KANG Duck-Chan	1	-	5	6	0.50
		8	8	KIM Sung-Hoon	1	-	3	4	0.50
		9	9	SEO Gu-Hwaun	-	-	1	1	0.00
		4		LEE Jun-Hmm	-	-	-	-	
		12		MOON Kyoung-Rok	-	-	-	-	
		2		PARK Woo-Sung	-	-	-	-	
Total Team					12	-	42	54	6.00

Non-Scoring Receivers		Rk	No	Name	Exc	Faults	Cont	Total	Eff %
		1	5	KIM Bong-Ju	14	-	10	24	58.33
		6	6	KANG Duck-Chan	1	-	5	6	
		11	11	NA Myung-Jong	2	-	3	5	
		3	3	PARK Hyun-Dong	1	-	1	2	
		1	1	YOON Chul-Ho	2	-	-	2	
		10	10	BACK Young-Kil	-	-	-	-	
		7	7	JEON Seon-Ju	-	-	-	-	
		8	8	KIM Sung-Hoon	-	-	-	-	
		4	4	LEE Jun-Hmm	-	-	-	-	
		12	12	MOON Kyoung-Rok	-	-	-	-	
	2	2	PARK Woo-Sung	-	-	-	-		
	9	9	SEO Gu-Hwaun	-	-	-	-		
Total Team					20	-	19	39	51.28

Limit  
25.00%

Legend:									
Rk	Rank	Exc	Excellent	Cont	Continues	Eff %	Efficiency %	Avg	Average per set

PRNVS0000016D.00073 00102714:18V010

Match No: 38  
Start Time: 12:00

JPN vs KOR  
3 vs 1

Spectators: 2350

Team	Sets	1	2	3	4	Total
JPN	3	25	23	25	25	98
KOR	1	16	25	18	11	70
	Minutes	19	24	21	18	82

Referees: FUCHS Elisabeth (AUT) & DAVISON Andrew (AUS)

JPN ■ Japan							KOR ■ Korea								
No	Name	1	2	3	4	5	Pts	No	Name	1	2	3	4	5	Pts
1	KATO Masahiko	■	■	■	■		16	1	YOON Chul-Ho	■	■	■	■		11
2	SATO Ei	■	■	■	■		12	2	PARK Woo-Sung						
3	YOSHIDA Hitoshi	■	■	■	■		4	3	PARK Hyun-Dong		■	■	■		4
4	SHIKINE Toshinari					┌		4	LEE Jun-Hmm						
5	TAKEDA Yoshihito	■	■	■	■		10	5	L KIM Bong-Ju	L	L	L	L		
6	ARIFUKU Junichi	┌						6	KANG Duck-Chan	■	■	■	■		5
7	NAKAYAMA Robert	■	■	■	■		3	7	JEON Seon-Ju	■	■	■	■		
8	TANAKA Koji	■	■	■	■		16	8	KIM Sung-Hoon	■	■	■	■		15
9	TANABE Tsutomu							9	SEO Gu-Hwaun	■	■	■	■	┌	
10	WAKAIRO Hiroyuki					┌	2	10	BACK Young-Kil	┌	■	■	■		6
11	YONEZAWA Atsushi		┌	┌				11	NA Myung-Jong	■	■	■	■		4
12	SASAKI Masahiro							12	MOON Kyoung-Rok						
<b>Head Coach:</b> MANO Yoshihisa							<b>Head Coach:</b> PARK Tae-Hyun								
<b>Assistant:</b> YAMASHITA Shin							<b>Assistant:</b>								

### TEAM AND PLAYER PERFORMANCES

Won	Total Atts	No	Name	Scoring Skills	Won	Total Atts	No	Name
47	149	Total Team		Attack	33	145	Total Team	
14	31	8	TANAKA Koji		11	27	8	KIM Sung-Hoon
12	41	1	KATO Masahiko		8	27	1	YOON Chul-Ho
10	31	2	SATO Ei		5	36	6	KANG Duck-Chan
13	47	Total Team		Block	10	80	Total Team	
4	11	5	TAKEDA Yoshihito		4	11	8	KIM Sung-Hoon
3	6	1	KATO Masahiko		3	11	1	YOON Chul-Ho
2	12	7	NAKAYAMA Robert		2	9	10	BACK Young-Kil
3	97	Total Team		Serve	2	70	Total Team	
1	19	1	KATO Masahiko		2	14	11	NA Myung-Jong
1	17	2	SATO Ei					
1	12	3	YOSHIDA Hitoshi					
35		Total Team		Opp Error	25		Total Team	
98	293	Total Team			70	295	Total Team	
16	16	1	KATO Masahiko		Best Scorer	15	15	8

#### Legend:

■ Starting line-up      ┌ Substitute      mn Team Captain      ┌ Substitute libero  
 Pts Points scored      L Libero Player      Opp Opponent      Atts Attempts

PRNVS0000016E.00083 00102714:21V010


Match No 38  
Start Time: 12:00


**JPN vs KOR**  
**3 1**

Spectators: 2350

Team	Sets	1	2	3	4	Total
JPN	3	25	23	25	25	98
KOR	1	16	25	18	11	70
	Minutes	19	24	21	18	82

## JPN - Japan

Scoring Attackers		Rk	No	Name	Succ	Faults	Cont	Total	Succ %
	1	8	TANAKA Koji	14	7	10	31	45.16	
	2	2	SATO Ei	10	3	18	31	32.26	
	3	1	KATO Masahiko	12	5	24	41	29.27	
		3	YOSHIDA Hitoshi	2	4	13	19		
		5	TAKEDA Yoshihito	6	1	6	13		
		10	WAKAIRO Hiroyuki	2	2	3	7		
		7	NAKAYAMA Robert	1	1	4	6		
		6	ARIFUKU Junichi	-	-	1	1		
		12	SASAKI Masahiro	-	-	-	-		
		4	SHIKINE Toshinari	-	-	-	-		
		9	TANABE Tsutomu	-	-	-	-		
Limit 15.00%		11	YONEZAWA Atsushi	-	-	-	-		
	Total Team			47	23	79	149	31.54	

Scoring Blockers		Rk	No	Name	Succ	Faults	Cont	Total	Avg
	1	5	TAKEDA Yoshihito	4	2	5	11	1.00	
	2	1	KATO Masahiko	3	-	3	6	0.75	
	3	7	NAKAYAMA Robert	2	3	7	12	0.50	
		8	TANAKA Koji	2	5	1	8	0.50	
		5	YOSHIDA Hitoshi	1	3	2	6	0.25	
		2	SATO Ei	1	1	1	3	0.25	
		7	10	WAKAIRO Hiroyuki	-	1	-	1	0.00
		6	ARIFUKU Junichi	-	-	-	-		
		12	SASAKI Masahiro	-	-	-	-		
		4	SHIKINE Toshinari	-	-	-	-		
		9	TANABE Tsutomu	-	-	-	-		
	11	YONEZAWA Atsushi	-	-	-	-			
	Total Team			13	15	19	47	3.25	

Scoring Servers		Rk	No	Name	Succ	Faults	Cont	Total	Avg
	1	1	KATO Masahiko	1	1	17	19	0.25	
		2	SATO Ei	1	-	16	17	0.25	
		3	YOSHIDA Hitoshi	1	2	9	12	0.25	
		4	7	NAKAYAMA Robert	-	-	19	19	0.00
		5	TAKEDA Yoshihito	-	1	12	13	0.00	
		8	TANAKA Koji	-	1	6	7	0.00	
		4	SHIKINE Toshinari	-	-	4	4	0.00	
		11	YONEZAWA Atsushi	-	-	4	4	0.00	
		6	ARIFUKU Junichi	-	-	1	1	0.00	
		10	WAKAIRO Hiroyuki	-	-	1	1	0.00	
		12	SASAKI Masahiro	-	-	-	-		
	9	TANABE Tsutomu	-	-	-	-			
	Total Team			3	5	89	97	0.75	

Team	Opponent Errors & Team Faults	35	7
------	-------------------------------	----	---

Legend:									
Rk	Rank	Succ	Successes	Cont	Continues	Succ %	Success %	Avg	Average per set


Match No 38  
Start Time: 12:00


**JPN vs KOR**  
**3 1**


Spectators: 2350

Team	Sets	1	2	3	4	Total
JPN	3	25	23	25	25	98
KOR	1	16	25	18	11	70
	Minutes	19	24	21	18	82

## JPN - Japan

Non-Scoring Diggers		Rk	No	Name	Exc	Faults	Cont	Total	Avg
		1	2	SATO Ei	23	2	6	31	5.75
		2	7	NAKAYAMA Robert	17	1	4	22	4.25
		3	1	KATO Masahiko	15	6	5	26	3.75
			3	YOSHIDA Hitoshi	15	4	2	21	3.75
		5	5	TAKEDA Yoshihito	12	3	7	22	3.00
		6	8	TANAKA Koji	8	2	2	12	2.00
		7	10	WAKAIRO Hiroyuki	2	1	-	3	0.50
		8	6	ARIFUKU Junichi	1	-	-	1	0.25
		12		SASAKI Masahiro	-	-	-	-	-
		4		SHIKINE Toshinari	-	-	-	-	-
		9		TANABE Tsutomu	-	-	-	-	-
	11		YONEZAWA Atsushi	-	-	-	-	-	
Total Team					93	19	26	138	23.25

Non-Scoring Setters		Rk	No	Name	Exc	Faults	Cont	Total	Avg
		1	7	NAKAYAMA Robert	18	-	30	48	4.50
		2	5	TAKEDA Yoshihito	12	-	36	48	3.00
		3	8	TANAKA Koji	3	-	7	10	0.75
		4	3	YOSHIDA Hitoshi	1	-	9	10	0.25
			2	SATO Ei	1	-	8	9	0.25
		6	1	KATO Masahiko	-	-	4	4	0.00
			6	ARIFUKU Junichi	-	-	1	1	0.00
		12		SASAKI Masahiro	-	-	-	-	-
		4		SHIKINE Toshinari	-	-	-	-	-
		9		TANABE Tsutomu	-	-	-	-	-
		10		WAKAIRO Hiroyuki	-	-	-	-	-
	11		YONEZAWA Atsushi	-	-	-	-	-	
Total Team					35	-	95	130	8.75

Non-Scoring Receivers		Rk	No	Name	Exc	Faults	Cont	Total	Eff %
		1	1	KATO Masahiko	16	-	-	16	100.0
			7	NAKAYAMA Robert	15	-	-	15	-
		2		SATO Ei	10	-	-	10	-
		5		TAKEDA Yoshihito	7	-	1	8	-
		3		YOSHIDA Hitoshi	5	1	-	6	-
		8		TANAKA Koji	5	-	-	5	-
		4		SHIKINE Toshinari	2	-	-	2	-
		6		ARIFUKU Junichi	-	-	-	-	-
		12		SASAKI Masahiro	-	-	-	-	-
		9		TANABE Tsutomu	-	-	-	-	-
		10		WAKAIRO Hiroyuki	-	-	-	-	-
	11		YONEZAWA Atsushi	-	-	-	-	-	
Total Team					60	1	1	62	95.16

Limit

25.00%

Legend:									
Rk	Rank	Exc	Excellent	Cont	Continues	Eff %	Efficiency %	Avg	Average per set





Match No 38  
Start Time: 12:00

JPN vs KOR  
3 1

Spectators: 2350

Team	Sets	1	2	3	4	Total
JPN	3	25	23	25	25	98
KOR	1	16	25	18	11	70
	Minutes	19	24	21	18	82

## KOR - Korea

Scoring Attackers		Rk	No	Name	Succ	Faults	Cont	Total	Succ %
	1	8	KIM Sung-Hoon	11	8	8	27	40.74	
	2	1	YOON Chul-Ho	8	7	12	27	29.63	
		6	KANG Duck-Chan	5	8	23	36		
		10	BACK Young-Kil	4	5	10	19		
		3	PARK Hyun-Dong	4	2	7	13		
		11	NA Myung-Jong	1	2	8	11		
		7	JEON Seon-Ju	-	2	4	6		
		9	SEO Gu-Hwaun	-	2	4	6		
		5	KIM Bong-Ju	-	-	-	-		
		4	LEE Jun-Hmm	-	-	-	-		
		12	MOON Kyoung-Rok	-	-	-	-		
		2	PARK Woo-Sung	-	-	-	-		
	Limit 15.00%	Total Team			33	36	76	145	22.76

Scoring Blockers		Rk	No	Name	Succ	Faults	Cont	Total	Avg
	1	8	KIM Sung-Hoon	4	3	4	11	1.00	
	2	1	YOON Chul-Ho	3	5	3	11	0.75	
	3	10	BACK Young-Kil	2	4	3	9	0.50	
	4	11	NA Myung-Jong	1	11	3	15	0.25	
	5	6	KANG Duck-Chan	-	8	16	24	0.00	
		3	PARK Hyun-Dong	-	3	2	5	0.00	
		9	SEO Gu-Hwaun	-	1	2	3	0.00	
		7	JEON Seon-Ju	-	2	-	2	0.00	
		5	KIM Bong-Ju	-	-	-	-		
		4	LEE Jun-Hmm	-	-	-	-		
		12	MOON Kyoung-Rok	-	-	-	-		
		2	PARK Woo-Sung	-	-	-	-		
		Total Team			10	37	33	80	2.50

Scoring Servers		Rk	No	Name	Succ	Faults	Cont	Total	Avg
	1	11	NA Myung-Jong	2	2	10	14	0.50	
	2	8	KIM Sung-Hoon	-	-	14	14	0.00	
		10	BACK Young-Kil	-	-	12	12	0.00	
		6	KANG Duck-Chan	-	2	9	11	0.00	
		1	YOON Chul-Ho	-	1	6	7	0.00	
		3	PARK Hyun-Dong	-	1	5	6	0.00	
		7	JEON Seon-Ju	-	4	4	4	0.00	
		9	SEO Gu-Hwaun	-	-	2	2	0.00	
		5	KIM Bong-Ju	-	-	-	-		
		4	LEE Jun-Hmm	-	-	-	-		
		12	MOON Kyoung-Rok	-	-	-	-		
		2	PARK Woo-Sung	-	-	-	-		
		Total Team			2	6	62	70	0.50

Team	Opponent Errors & Team Faults	25	7
------	-------------------------------	----	---

Legend:									
Rk	Rank	Succ	Successes	Cont	Continues	Succ %	Success %	Avg	Average per set


Match No 38  
Start Time: 12:00


**JPN vs KOR**  
**3 1**


Spectators: 2350

Team	Sets	1	2	3	4	Total
JPN	3	25	23	25	25	98
KOR	1	16	25	18	11	70
	Minutes	19	24	21	18	82

## KOR - Korea

Non-Scoring Diggers		Rk	No	Name	Exc	Faults	Cont	Total	Avg
	1	1	YOON Chul-Ho	22	3	8	33	5.50	
	2	5	KIM Bong-Ju	18	1	5	24	4.50	
	3	11	NA Myung-Jong	10	6	2	18	2.50	
	4	3	PARK Hyun-Dong	8	-	2	10	2.00	
	5	6	KANG Duck-Chan	7	1	1	9	1.75	
	6	10	BACK Young-Kil	2	-	3	5	0.50	
	7	7	JEON Seon-Ju	1	1	1	3	0.25	
	8		KIM Sung-Hoon	-	-	-	-		
	4		LEE Jun-Hmm	-	-	-	-		
	12		MOON Kyoung-Rok	-	-	-	-		
	2		PARK Woo-Sung	-	-	-	-		
	9		SEO Gu-Hwaun	-	-	-	-		
	Total Team				68	12	22	102	17.00

Non-Scoring Setters		Rk	No	Name	Exc	Faults	Cont	Total	Avg
	1	11	NA Myung-Jong	7	-	21	28	1.75	
	2	1	YOON Chul-Ho	4	-	12	16	1.00	
	3		PARK Hyun-Dong	4	-	11	15	1.00	
	4	8	KIM Sung-Hoon	2	-	9	11	0.50	
		10	BACK Young-Kil	2	-	7	9	0.50	
		5	KIM Bong-Ju	2	-	4	6	0.50	
	7	6	KANG Duck-Chan	1	-	10	11	0.25	
		7	JEON Seon-Ju	1	-	7	8	0.25	
	9	9	SEO Gu-Hwaun	-	-	3	3	0.00	
		4	LEE Jun-Hmm	-	-	-	-		
		12	MOON Kyoung-Rok	-	-	-	-		
		2	PARK Woo-Sung	-	-	-	-		
	Total Team				23	-	84	107	5.75

Non-Scoring Receivers		Rk	No	Name	Exc	Faults	Cont	Total	Eff %
	1	5	KIM Bong-Ju	23	-	17	40	57.50	
		6	KANG Duck-Chan	5	-	9	14		
		11	NA Myung-Jong	7	-	5	12		
		1	YOON Chul-Ho	5	-	3	8		
		3	PARK Hyun-Dong	4	-	3	7		
		10	BACK Young-Kil	-	-	-	-		
		7	JEON Seon-Ju	-	-	-	-		
		8	KIM Sung-Hoon	-	-	-	-		
		4	LEE Jun-Hmm	-	-	-	-		
		12	MOON Kyoung-Rok	-	-	-	-		
		2	PARK Woo-Sung	-	-	-	-		
		9	SEO Gu-Hwaun	-	-	-	-		
	Total Team				44	-	37	81	54.32

Limit


25.00%


Legend:									
Rk	Rank	Exc	Excellent	Cont	Continues	Eff %	Efficiency %	Avg	Average per set


PRNVS0000016F.00084A 00102714:23V060

# JPN - Japan

After 7 Matches

Scoring Attackers	No	Name	MP	SP	Succ	Faults	Cont	Total	Succ %
		1	KATO Masahiko	7	23	52	30	102	184
	2	SATO Ei	7	23	33	26	70	129	25.58
	3	YOSHIDA Hitoshi	7	23	16	35	59	110	14.55
	5	TAKEDA Yoshihito	7	23	12	4	19	35	34.29
	7	NAKAYAMA Robert	7	23	6	7	34	47	12.77
	4	SHIKINE Toshinari	7	23	8	6	24	38	21.05
	6	ARIFUKU Junichi	7	23	1	2	4	7	14.29
	9	TANABE Tsutomu	7	23	-	1	2	3	0.00
	8	TANAKA Koji	7	23	74	53	70	197	37.56
	12	SASAKI Masahiro	7	23	-	-	-	-	0.00
	11	YONEZAWA Atsushi	7	23	-	-	-	-	0.00
	10	WAKAIRO Hiroyuki	7	23	4	8	15	27	14.81
	Team Totals		7	23	206	172	399	777	26.51

Scoring Blockers	No	Name	MP	SP	Succ	Faults	Cont	Total	Avg
		1	KATO Masahiko	7	23	8	10	18	36
	2	SATO Ei	7	23	2	4	4	10	0.09
	3	YOSHIDA Hitoshi	7	23	3	8	9	20	0.13
	5	TAKEDA Yoshihito	7	23	6	13	21	40	0.26
	7	NAKAYAMA Robert	7	23	3	13	33	49	0.13
	4	SHIKINE Toshinari	7	23	1	5	5	11	0.04
	6	ARIFUKU Junichi	7	23	-	-	1	1	0.00
	9	TANABE Tsutomu	7	23	-	1	-	1	0.00
	8	TANAKA Koji	7	23	8	14	28	50	0.35
	12	SASAKI Masahiro	7	23	-	-	-	-	0.00
	11	YONEZAWA Atsushi	7	23	-	-	-	-	0.00
	10	WAKAIRO Hiroyuki	7	23	-	1	2	3	0.00
	Team Totals		7	23	31	69	121	221	1.35

Scoring Servers	No	Name	MP	SP	Succ	Faults	Cont	Total	Avg
		1	KATO Masahiko	7	23	5	6	72	83
	2	SATO Ei	7	23	1	4	46	51	0.04
	3	YOSHIDA Hitoshi	7	23	6	3	56	65	0.26
	5	TAKEDA Yoshihito	7	23	5	5	40	50	0.22
	7	NAKAYAMA Robert	7	23	4	-	84	88	0.17
	4	SHIKINE Toshinari	7	23	-	2	21	23	0.00
	6	ARIFUKU Junichi	7	23	-	1	10	11	0.00
	9	TANABE Tsutomu	7	23	4	1	19	24	0.17
	8	TANAKA Koji	7	23	2	12	32	46	0.09
	12	SASAKI Masahiro	7	23	-	-	4	4	0.00
	11	YONEZAWA Atsushi	7	23	1	1	14	16	0.04
	10	WAKAIRO Hiroyuki	7	23	-	-	1	1	0.00
	Team Totals		7	23	28	35	399	462	1.22


Team	Opponent Errors & Team Faults	194	58
------	-------------------------------	-----	----


Legend:									
Succ	Successes	Cont	Continues	Succ %	Success %	Avg	Average per set	MP	Matches Played
SP	Team Sets Played								

JPN · Japan

After 7 Matches

Non-Scoring Diggers	No	Name	MP	SP	Exc	Faults	Cont	Total	Avg
	1	KATO Masahiko	7	23	50	27	27	104	2.17
	2	SATO Ei	7	23	53	13	18	84	2.30
	3	YOSHIDA Hitoshi	7	23	31	13	14	58	1.35
	5	TAKEDA Yoshihito	7	23	31	20	24	75	1.35
	7	NAKAYAMA Robert	7	23	60	22	27	109	2.61
	4	SHIKINE Toshinari	7	23	20	4	7	31	0.87
	6	ARIFUKU Junichi	7	23	7	2	2	11	0.30
	9	TANABE Tsutomu	7	23	12	6	1	19	0.52
	8	TANAKA Koji	7	23	64	11	17	92	2.78
	12	SASAKI Masahiro	7	23	-	-	-	-	0.00
	11	YONEZAWA Atsushi	7	23	4	2	-	6	0.17
10	WAKAIRO Hiroyuki	7	23	2	2	-	4	0.09	
Team Totals			7	23	334	122	137	593	14.52

Non-Scoring Setters	No	Name	MP	SP	Exc	Faults	Cont	Total	Avg
	1	KATO Masahiko	7	23	5	-	33	38	0.22
	2	SATO Ei	7	23	5	3	21	29	0.22
	3	YOSHIDA Hitoshi	7	23	3	2	37	42	0.13
	5	TAKEDA Yoshihito	7	23	56	1	180	237	2.43
	7	NAKAYAMA Robert	7	23	81	2	187	270	3.52
	4	SHIKINE Toshinari	7	23	1	-	12	13	0.04
	6	ARIFUKU Junichi	7	23	-	-	2	2	0.00
	9	TANABE Tsutomu	7	23	12	-	28	40	0.52
	8	TANAKA Koji	7	23	11	1	21	33	0.48
	12	SASAKI Masahiro	7	23	-	-	-	-	0.00
	11	YONEZAWA Atsushi	7	23	1	-	-	1	0.04
10	WAKAIRO Hiroyuki	7	23	-	-	3	3	0.00	
Team Totals			7	23	175	9	524	708	7.61

Non-Scoring Receivers	No	Name	MP	SP	Exc	Faults	Cont	Total	Eff %
	1	KATO Masahiko	7	23	63	7	13	83	67.47
	2	SATO Ei	7	23	46	2	7	55	80.00
	3	YOSHIDA Hitoshi	7	23	46	11	9	66	53.03
	5	TAKEDA Yoshihito	7	23	40	2	7	49	77.55
	7	NAKAYAMA Robert	7	23	69	1	10	80	85.00
	4	SHIKINE Toshinari	7	23	8	1	1	10	70.00
	6	ARIFUKU Junichi	7	23	2	-	7	9	22.22
	9	TANABE Tsutomu	7	23	10	-	3	13	76.92
	8	TANAKA Koji	7	23	38	4	9	51	66.67
	12	SASAKI Masahiro	7	23	3	-	-	3	100.00
	11	YONEZAWA Atsushi	7	23	3	-	-	3	100.00
10	WAKAIRO Hiroyuki	7	23	-	-	1	1	0.00	
Team Totals			7	23	328	28	67	423	70.92


<b>Legend:</b>									
Exc	Excellent	Cont	Continues	Exc %	Efficiency %	Avg	Average per set	MP	Matches Played
SP	Team Sets Played								

PRNVS00000170.00084A 00102714:23V060

## KOR · Korea

After 7 Matches

 Scoring Attackers	No	Name	MP	SP	Succ	Faults	Cont	Total	Succ %
	1	YOON Chul-Ho	7	23	31	22	60	113	27.43
	2	PARK Woo-Sung	7	23	-	-	2	2	0.00
	3	PARK Hyun-Dong	7	23	28	18	37	83	33.73
	4	LEE Jun-Hmm	7	23	1	-	-	1	100.0
	5	KIM Bong-Ju	7	23	-	-	5	5	0.00
	6	KANG Duck-Chan	7	23	29	25	67	121	23.97
	7	JEON Seon-Ju	7	23	12	7	27	46	26.09
	8	KIM Sung-Hoon	7	23	49	30	57	136	36.03
	9	SEO Gu-Hwaun	7	23	4	7	28	39	10.26
	10	BACK Young-Kil	7	23	19	13	41	73	26.03
	11	NA Myung-Jong	7	23	14	15	55	84	16.67
	12	MOON Kyoung-Rok	7	23	-	1	2	3	0.00
Team Totals		7	23	187	138	381	706	26.49	

 Scoring Blockers	No	Name	MP	SP	Succ	Faults	Cont	Total	Avg
	1	YOON Chul-Ho	7	23	5	13	14	32	0.22
	2	PARK Woo-Sung	7	23	-	-	-	-	0.00
	3	PARK Hyun-Dong	7	23	4	16	17	37	0.17
	4	LEE Jun-Hmm	7	23	-	-	-	-	0.00
	5	KIM Bong-Ju	7	23	-	1	-	1	0.00
	6	KANG Duck-Chan	7	23	7	25	26	58	0.30
	7	JEON Seon-Ju	7	23	3	7	8	18	0.13
	8	KIM Sung-Hoon	7	23	16	21	25	62	0.70
	9	SEO Gu-Hwaun	7	23	1	7	5	13	0.04
	10	BACK Young-Kil	7	23	4	11	11	26	0.17
	11	NA Myung-Jong	7	23	2	24	14	40	0.09
	12	MOON Kyoung-Rok	7	23	-	-	1	1	0.00
Team Totals		7	23	42	125	121	288	1.83	

 Scoring Servers	No	Name	MP	SP	Succ	Faults	Cont	Total	Avg
	1	YOON Chul-Ho	7	23	9	8	70	87	0.39
	2	PARK Woo-Sung	7	23	-	-	-	-	0.00
	3	PARK Hyun-Dong	7	23	4	11	41	56	0.17
	4	LEE Jun-Hmm	7	23	-	-	-	-	0.00
	5	KIM Bong-Ju	7	23	-	-	-	-	0.00
	6	KANG Duck-Chan	7	23	6	6	44	56	0.26
	7	JEON Seon-Ju	7	23	-	3	25	28	0.00
	8	KIM Sung-Hoon	7	23	5	8	63	76	0.22
	9	SEO Gu-Hwaun	7	23	1	2	22	25	0.04
	10	BACK Young-Kil	7	23	1	4	36	41	0.04
	11	NA Myung-Jong	7	23	5	3	55	63	0.22
	12	MOON Kyoung-Rok	7	23	-	-	-	-	0.00
Team Totals		7	23	31	45	356	432	1.35	

Team	Opponent Errors & Team Faults	172	54
------	-------------------------------	-----	----


Legend:

Succ	Successes	Cont	Continues	Succ %	Success %	Avg	Average per set	MP	Matches Played
SP	Team Sets Played								

KOR · Korea

After 7 Matches

Non-Scoring Diggers	No	Name	MP	SP	Exc	Faults	Cont	Total	Avg
		1	YOON Chul-Ho	7	23	64	16	38	118
	2	PARK Woo-Sung	7	23	-	1	1	2	0.00
	3	PARK Hyun-Dong	7	23	32	15	22	69	1.39
	4	LEE Jun-Hmm	7	23	-	4	4	8	0.00
	5	KIM Bong-Ju	7	23	70	19	25	114	3.04
	6	KANG Duck-Chan	7	23	32	16	13	61	1.39
	7	JEON Seon-Ju	7	23	9	3	10	22	0.39
	8	KIM Sung-Hoon	7	23	9	5	9	23	0.39
	9	SEO Gu-Hwaun	7	23	4	1	1	6	0.17
	10	BACK Young-Kil	7	23	10	7	9	26	0.43
	11	NA Myung-Jong	7	23	36	17	24	77	1.57
	12	MOON Kyoung-Rok	7	23	-	1	1	2	0.00
	Team Totals		7	23	266	105	157	528	11.57

Non-Scoring Setters	No	Name	MP	SP	Exc	Faults	Cont	Total	Avg
		1	YOON Chul-Ho	7	23	39	2	87	128
	2	PARK Woo-Sung	7	23	-	-	2	2	0.00
	3	PARK Hyun-Dong	7	23	21	1	56	78	0.91
	4	LEE Jun-Hmm	7	23	-	-	4	4	0.00
	5	KIM Bong-Ju	7	23	12	1	31	44	0.52
	6	KANG Duck-Chan	7	23	14	1	53	68	0.61
	7	JEON Seon-Ju	7	23	5	-	14	19	0.22
	8	KIM Sung-Hoon	7	23	12	2	34	48	0.52
	9	SEO Gu-Hwaun	7	23	6	-	12	18	0.26
	10	BACK Young-Kil	7	23	5	-	17	22	0.22
	11	NA Myung-Jong	7	23	22	1	77	100	0.96
	12	MOON Kyoung-Rok	7	23	-	-	-	-	0.00
	Team Totals		7	23	136	8	388	532	5.91

Non-Scoring Receivers	No	Name	MP	SP	Exc	Faults	Cont	Total	Eff %
		1	YOON Chul-Ho	7	23	44	-	25	69
	2	PARK Woo-Sung	7	23	-	-	3	3	0.00
	3	PARK Hyun-Dong	7	23	27	6	22	55	38.18
	4	LEE Jun-Hmm	7	23	6	-	1	7	85.71
	5	KIM Bong-Ju	7	23	70	3	52	125	53.60
	6	KANG Duck-Chan	7	23	35	3	28	66	48.48
	7	JEON Seon-Ju	7	23	2	2	1	5	0.00
	8	KIM Sung-Hoon	7	23	1	-	3	4	25.00
	9	SEO Gu-Hwaun	7	23	6	5	1	12	8.33
	10	BACK Young-Kil	7	23	-	5	3	8	-62.5
	11	NA Myung-Jong	7	23	27	4	29	60	38.33
	12	MOON Kyoung-Rok	7	23	1	-	2	3	33.33
	Team Totals		7	23	219	28	170	417	45.80

<b>Legend:</b>									
Exc	Excellent	Cont	Continues	Eff %	Efficiency %	Avg	Average per set	MP	Matches Played
SP	Team Sets Played								



PRNVS00000171.00073 00102715:15V01P

# MEN'S SITTING CLASSIFICATIONS 5-8 MATCH RESULTS



FRI 27 OCT 2000

P2

PAVILION 3

Match No: 39  
Start Time: 13:30

LBA vs NED  
0 2

Spectators:

Team	Sets	1	2	3	4	5	Total
LBA	0	11	13	0			24
NED	2	25	25	0			50
	Minutes	15	0				15

Referees: KARADI Gabor (HUN) & FIBRICH Maciek (AUS)

LBA - Libyan Arab Jamahiriya								NED - Netherlands							
No	Name	1	2	3	4	5	Pts	No	Name	1	2	3	4	5	Pts
2	SALIL Ali Said	■	■					1	TOP Pieter	■	■				6
3	ALMEDNENE Mousbah A M							3	AALDERS Henk	■	■				12
4	ELKELABE Zuhair M	■					1	4	OONK Alfred	■	■				3
5	ELGHASHIR Abulgasem							5	L VENDERBOSCH Andre	L	L				
6	SAEID I Hashem	■	■				1	6	OOMEN Harry						1
7	M SUSAEN Gama			■				7	DURGE Ron	■	■				2
8	ALAGURI Salah	L	L				1	8	TIMMERMAN Edwin	■					3
9	ABDELGADER SALEH Saleh Ibrahim	■	■				3	9	TIBBEN Stefan			■			4
10	ABUSETIN Mustafa	■	■					10	LJJSSEN Martin						
11	EMHEMED SALEM Salem	■	■					11	van der BROEK Edwin			■			2
12	ZAITUNI Abdulhakim H							12	VERSTAPPEN Johan	■					3
13	MANSUR Salem							14	REEKERS Johan						2
<b>Head Coach:</b> NOUH Ramdans								<b>Head Coach:</b> JANSEN Kees							
<b>Assistant:</b> ABDUSSALAM Mohamad								<b>Assistant:</b> BANFI Jozef							

## TEAM AND PLAYER PERFORMANCES

Won	Total Atts	No	Name	Scoring Skills	Won	Total Atts	No	Name
3	19	Total Team		Attack	23	48	Total Team	
1	3	4	ELKELABE Zuhair M		7	10	3	AALDERS Henk
1	4	8	ALAGURI Salah		5	12	1	TOP Pieter
1	6	9	ABDELGADER SALEH Saleh Ibrahim		3	6	9	TIBBEN Stefan
	13	Total Team		Block	9	19	Total Team	
3	18	Total Team			5	9	3	AALDERS Henk
2	5	9	ABDELGADER SALEH Saleh Ibrahim		1	1	6	OOMEN Harry
1	4	6	SAEID I Hashem		1	2	7	DURGE Ron
11		Total Team		Serve	6	49	Total Team	
17	50	Total Team			1	13	1	TOP Pieter
					1	4	4	OONK Alfred
					1	6	8	TIMMERMAN Edwin
3	3	9	ABDELGADER SALEH Saleh Ibrahim	Opp Error	12		Total Team	
				Total	50	116	Total Team	
				Best Scorer	12	12	3	AALDERS Henk

Jury President:

Signature:

### Legend:

■ Starting line-up      ▬ Substitute      nn Team Captain      L Substitute libero  
Pts Points scored      L Libero Player      Opp Opponent      Atts Attempts

PRNVS00000172.00083 00102715:16V01P


Match No 39  
Start Time: 13:30


**LBA vs NED**  
0                      2


Spectators:

Team	Sets	1	2	3	4	5	Total
<b>LBA</b>	<b>0</b>	11	13	0			24
<b>NED</b>	<b>2</b>	25	25	0			50
<b>Minutes</b>		15	0				15

## LBA · Libyan Arab Jamahiriya

	Rk	No	Name	Succ	Faults	Cont	Total	Succ %
	1	8	ALAGURI Salah	1	1	1	3	33.33
		4	ELKELABE Zuhair M	1	1	1	3	33.33
	3	9	ABDELGADER SALEH Saleh Ibrahim	1	1	3	5	20.00
		6	SAEID I Hashem	-	1	2	3	
		10	ABUSETIN Mustafa	-	-	2	2	
		11	EMHEMED SALEM Salem	-	-	1	1	
		3	ALMEDNENE Mousbah A M	-	-	-	-	
		5	ELGHASHIR Abulgasem	-	-	-	-	
		7	M SUSAEN Gama	-	-	-	-	
		13	MANSUR Salem	-	-	-	-	
		2	SALIL Ali Said	-	-	-	-	
		12	ZAITUNI Abdulhakim H	-	-	-	-	
<b>Total Team</b>				<b>3</b>	<b>4</b>	<b>10</b>	<b>17</b>	<b>17.65</b>

	Rk	No	Name	Succ	Faults	Cont	Total	Avg
	1	4	ELKELABE Zuhair M	-	-	3	3	0.00
		6	SAEID I Hashem	-	1	2	3	0.00
		9	ABDELGADER SALEH Saleh Ibrahim	-	1	1	2	0.00
		10	ABUSETIN Mustafa	-	-	1	1	0.00
		8	ALAGURI Salah	-	1	-	1	0.00
		7	M SUSAEN Gama	-	-	1	1	0.00
		2	SALIL Ali Said	-	-	1	1	0.00
		3	ALMEDNENE Mousbah A M	-	-	-	-	
		5	ELGHASHIR Abulgasem	-	-	-	-	
		11	EMHEMED SALEM Salem	-	-	-	-	
		13	MANSUR Salem	-	-	-	-	
		12	ZAITUNI Abdulhakim H	-	-	-	-	
<b>Total Team</b>				<b>-</b>	<b>3</b>	<b>9</b>	<b>12</b>	<b>0.00</b>

	Rk	No	Name	Succ	Faults	Cont	Total	Avg
	1	9	ABDELGADER SALEH Saleh Ibrahim	2	-	3	5	1.00
	2	6	SAEID I Hashem	1	3	-	4	0.50
	3	10	ABUSETIN Mustafa	-	1	2	3	0.00
		4	ELKELABE Zuhair M	-	-	2	2	0.00
		2	SALIL Ali Said	-	-	2	2	0.00
		8	ALAGURI Salah	-	1	-	1	0.00
		7	M SUSAEN Gama	-	1	-	1	0.00
		3	ALMEDNENE Mousbah A M	-	-	-	-	
		5	ELGHASHIR Abulgasem	-	-	-	-	
		11	EMHEMED SALEM Salem	-	-	-	-	
		13	MANSUR Salem	-	-	-	-	
		12	ZAITUNI Abdulhakim H	-	-	-	-	
<b>Total Team</b>				<b>3</b>	<b>6</b>	<b>9</b>	<b>18</b>	<b>1.50</b>

<b>Team</b>	<b>Opponent Errors &amp; Team Faults</b>	11	3
-------------	--	----	---

<b>Legend:</b>									
Rk	Rank	Succ	Successes	Cont	Continues	Succ %	Success %	Avg	Average per set

Match No 39  
Start Time: 13:30

**LBA vs NED**  
0                      2

Spectators:

Team	Sets	1	2	3	4	5	Total
<b>LBA</b>	<b>0</b>	11	13	0			24
<b>NED</b>	<b>2</b>	25	25	0			50
Minutes		15	0				15

## LBA · Libyan Arab Jamahiriya

Non-Scoring Diggers	Rk	No	Name	Exc	Faults	Cont	Total	Avg
	1	2	SALIL Ali Said	2	1	1	4	1.00
	2	4	ELKELABE Zuhair M	-	3	4	7	0.00
		10	ABUSETIN Mustafa	-	4	2	6	0.00
		9	ABDELGADER SALEH Saleh Ibrahim	-	-	5	5	0.00
		8	ALAGURI Salah	-	-	2	2	0.00
		11	EMHEMED SALEM Salem	-	2	-	2	0.00
		6	SAEID I Hashem	-	1	-	1	0.00
		3	ALMEDNENE Mousbah A M	-	-	-	-	
		5	ELGHASHIR Abulgasem	-	-	-	-	
		7	M SUSAEN Gama	-	-	-	-	
		13	MANSUR Salem	-	-	-	-	
		12	ZAITUNI Abdulhakim H	-	-	-	-	
	<b>Total Team</b>			2	11	14	27	1.00

Non-Scoring Setters	Rk	No	Name	Exc	Faults	Cont	Total	Avg
	1	10	ABUSETIN Mustafa	1	-	1	2	0.50
	2	9	ABDELGADER SALEH Saleh Ibrahim	-	-	4	4	0.00
		2	SALIL Ali Said	-	2	2	4	0.00
		6	SAEID I Hashem	-	-	2	2	0.00
		8	ALAGURI Salah	-	-	1	1	0.00
		4	ELKELABE Zuhair M	-	-	1	1	0.00
		7	M SUSAEN Gama	-	-	1	1	0.00
		3	ALMEDNENE Mousbah A M	-	-	-	-	
		5	ELGHASHIR Abulgasem	-	-	-	-	
		11	EMHEMED SALEM Salem	-	-	-	-	
		13	MANSUR Salem	-	-	-	-	
		12	ZAITUNI Abdulhakim H	-	-	-	-	
	<b>Total Team</b>			1	2	12	15	0.50

Non-Scoring Receivers	Rk	No	Name	Exc	Faults	Cont	Total	Eff %
	1	10	ABUSETIN Mustafa	4	1	2	7	42.86
	2	6	SAEID I Hashem	3	1	2	6	33.33
		9	ABDELGADER SALEH Saleh Ibrahim	3	1	1	5	
		2	SALIL Ali Said	2	-	1	3	
		8	ALAGURI Salah	1	-	-	1	
		4	ELKELABE Zuhair M	-	1	-	1	
		3	ALMEDNENE Mousbah A M	-	-	-	-	
		5	ELGHASHIR Abulgasem	-	-	-	-	
		11	EMHEMED SALEM Salem	-	-	-	-	
		7	M SUSAEN Gama	-	-	-	-	
		13	MANSUR Salem	-	-	-	-	
		12	ZAITUNI Abdulhakim H	-	-	-	-	
	<b>Total Team</b>			13	4	6	23	39.13

Limit

25.00%

Rk	Rank	Exc	Excellent	Cont	Continues	Eff %	Efficiency %	Avg	Average per set
----	------	-----	-----------	------	-----------	-------	--------------	-----	-----------------

PARTIAL



FRI 27 OCT 2000

P3

PAVILION 3


Match No 39  
Start Time: 13:30


**LBA vs NED**  
0                      2


Spectators:

Team	Sets	1	2	3	4	5	Total
<b>LBA</b>	<b>0</b>	11	13	0			24
<b>NED</b>	<b>2</b>	25	25	0			50
<b>Minutes</b>		15	0				15

## NED · Netherlands

	Rk	No	Name	Succ	Faults	Cont	Total	Succ %	
	1	3	AALDERS Henk	7	2	1	10	70.00	
	2	1	TOP Pieter	5	2	5	12	41.67	
		9	TIBBEN Stefan	3	2	1	6		
		7	DURGE Ron	1	2	2	5		
		8	TIMMERMAN Edwin	2	-	2	4		
		12	VERSTAPPEN Johan	1	-	3	4		
		4	OONK Alfred	2	-	1	3		
		11	van der BROEK Edwin	1	-	2	3		
		14	REEKERS Johan	1	-	-	1		
		10	LIJSSEN Martin	-	-	-	-		
		6	OOMEN Harry	-	-	-	-		
		5	VENDERBOSCH Andre	-	-	-	-		
	Limit 15.00%	<b>Total Team</b>			23	8	17	48	47.92

	Rk	No	Name	Succ	Faults	Cont	Total	Avg	
	1	3	AALDERS Henk	5	1	3	9	2.50	
	2	12	VERSTAPPEN Johan	1	-	3	4	0.50	
		7	DURGE Ron	1	-	1	2	0.50	
		6	OOMEN Harry	1	-	-	1	0.50	
		11	van der BROEK Edwin	1	-	-	1	0.50	
	6	14	REEKERS Johan	-	-	1	1	0.00	
		8	TIMMERMAN Edwin	-	-	1	1	0.00	
		10	LIJSSEN Martin	-	-	-	-		
		4	OONK Alfred	-	-	-	-		
		9	TIBBEN Stefan	-	-	-	-		
		1	TOP Pieter	-	-	-	-		
		5	VENDERBOSCH Andre	-	-	-	-		
	Total Team				9	1	9	19	4.50

	Rk	No	Name	Succ	Faults	Cont	Total	Avg	
	1	1	TOP Pieter	1	1	11	13	0.50	
		9	TIBBEN Stefan	1	1	4	6	0.50	
		8	TIMMERMAN Edwin	1	-	5	6	0.50	
		4	OONK Alfred	1	1	2	4	0.50	
		14	REEKERS Johan	1	-	2	3	0.50	
		12	VERSTAPPEN Johan	1	1	1	3	0.50	
	7	3	AALDERS Henk	-	-	5	5	0.00	
		11	van der BROEK Edwin	-	1	4	5	0.00	
		7	DURGE Ron	-	-	3	3	0.00	
		6	OOMEN Harry	-	-	1	1	0.00	
		10	LIJSSEN Martin	-	-	-	-		
		5	VENDERBOSCH Andre	-	-	-	-		
	Total Team				6	5	38	49	3.00

<b>Team</b>	<b>Opponent Errors &amp; Team Faults</b>	12	5
-------------	--	----	---

<b>Legend:</b>									
Rk	Rank	Succ	Successes	Cont	Continues	Succ %	Success %	Avg	Average per set


Match No 39  
Start Time: 13:30


LBA vs NED  
0 2


Spectators:

Team	Sets	1	2	3	4	5	Total
LBA	0	11	13	0			24
NED	2	25	25	0			50
	Minutes	15	0				15

## NED - Netherlands

Non-Scoring Diggers		Rk	No	Name	Exc	Faults	Cont	Total	Avg
		1	1	TOP Pieter	6	-	-	6	3.00
		2	3	AALDERS Henk	4	3	1	8	2.00
			12	VERSTAPPEN Johan	4	-	-	4	2.00
		4	4	OONK Alfred	3	-	2	5	1.50
			7	DURGE Ron	3	-	1	4	1.50
			6	OOMEN Harry	3	1	-	4	1.50
			7	VENDERBOSCH Andre	2	-	-	2	1.00
			8	TIMMERMAN Edwin	1	-	-	1	0.50
			9	REEKERS Johan	-	1	-	1	0.00
			9	TIBBEN Stefan	-	-	1	1	0.00
			11	van der BROEK Edwin	-	-	1	1	0.00
		10	LIJSSEN Martin	-	-	-	-	-	-
Total Team					26	5	6	37	13.00

Non-Scoring Setters		Rk	No	Name	Exc	Faults	Cont	Total	Avg
		1	4	OONK Alfred	9	-	12	21	4.50
		2	6	OOMEN Harry	1	-	5	6	0.50
			7	DURGE Ron	1	-	2	3	0.50
			12	VERSTAPPEN Johan	1	-	1	2	0.50
			11	van der BROEK Edwin	1	-	-	1	0.50
	6	3	AALDERS Henk	-	-	1	1	0.00	
		9	TIBBEN Stefan	-	-	1	1	0.00	
		10	LIJSSEN Martin	-	-	-	-	-	-
		14	REEKERS Johan	-	-	-	-	-	-
		8	TIMMERMAN Edwin	-	-	-	-	-	-
		1	TOP Pieter	-	-	-	-	-	-
	5	VENDERBOSCH Andre	-	-	-	-	-	-	
Total Team					13	-	22	35	6.50

Non-Scoring Receivers		Rk	No	Name	Exc	Faults	Cont	Total	Eff %
		1	5	VENDERBOSCH Andre	3	-	1	4	75.00
			7	DURGE Ron	3	-	-	3	
			1	TOP Pieter	2	-	1	3	
			12	VERSTAPPEN Johan	2	-	1	3	
			3	AALDERS Henk	1	-	-	1	
			10	LIJSSEN Martin	-	-	-	-	
			6	OOMEN Harry	-	-	-	-	
			4	OONK Alfred	-	-	-	-	
			14	REEKERS Johan	-	-	-	-	
			9	TIBBEN Stefan	-	-	-	-	
			8	TIMMERMAN Edwin	-	-	-	-	
		11	van der BROEK Edwin	-	-	-	-		
Total Team					11	-	3	14	78.57

Limit

25.00%

Legend:

Rk Rank Exc Excellent Cont Continues Eff % Efficiency % Avg Average per set

PRNVS00000173.00073 00102715:39V010



# MEN'S SITTING CLASSIFICATIONS 5-8 MATCH RESULTS



FRI 27 OCT 2000

P2

PAVILION 3

Match No: 39  
Start Time: 13:30

LBA vs NED  
0 3

Spectators: 1145

Team	Sets	1	2	3	Total
LBA	0	11	13	11	35
NED	3	25	25	25	75
	Minutes	15	21	16	52

Referees: KARADI Gabor (HUN) & FIBRICH Maciek (AUS)

LBA - Libyan Arab Jamahiriya							NED - Netherlands								
No	Name	1	2	3	4	5	Pts	No	Name	1	2	3	4	5	Pts
2	SALIL Ali Said	■	■	■				1	TOP Pieter	■	■				6
3	ALMEDNENE Mousbah A M							3	AALDERS Henk	■	■	■			16
4	ELKELABE Zuhair M	■	┌				1	4	OONK Alfred	■	■				3
5	ELGHASHIR Abulgasem				┌			5	L VENDERBOSCH Andre	L	L	L			
6	SAEID I Hashem	■	■	┌			3	6	OOMEN Harry		┌	■			4
7	M SUSAEN Gama			■	■			7	DURGE Ron	■	■				2
8	ALAGURI Salah	┌	┌	■			2	8	TIMMERMAN Edwin	■					3
9	ABDELGADER SALEH Saleh Ibrahim	■	■	■			3	9	TIBBEN Stefan			■	■		10
10	ABUSETIN Mustafa	■	■	■			2	10	LJJSSEN Martin			■	■		3
11	EMHEMED SALEM Salem	■	■	■				11	van der BROEK Edwin			■	■		3
12	ZAITUNI Abdulhakim H							12	VERSTAPPEN Johan	■					3
13	MANSUR Salem				┌		1	14	REEKERS Johan			┌	■		2
<b>Head Coach:</b> NOUH Ramdans							<b>Head Coach:</b> JANSEN Kees								
<b>Assistant:</b> ABDUSSALAM Mohamad							<b>Assistant:</b> BANFI Jozef								

## TEAM AND PLAYER PERFORMANCES

Won	Total Atts	No	Name	Scoring Skills	Won	Total Atts	No	Name
8	44	Total Team		Attack	32	64	Total Team	
2	11	6	SAEID I Hashem		10	15	3	AALDERS Henk
2	8	10	ABUSETIN Mustafa		5	12	1	TOP Pieter
1	4	4	ELKELABE Zuhair M		5	10	9	TIBBEN Stefan
1	20	Total Team			13	31	Total Team	
1	4	8	ALAGURI Salah	Block	5	9	3	AALDERS Henk
3	37	Total Team			4	8	9	TIBBEN Stefan
2	8	9	ABDELGADER SALEH Saleh Ibrahim		1	2	6	OOMEN Harry
1	7	6	SAEID I Hashem		10	72	Total Team	
23		Total Team			3	5	6	OOMEN Harry
35	101	Total Team		Serve	1	13	1	TOP Pieter
3	3	6	SAEID I Hashem		1	11	3	AALDERS Henk
		Total Team			20		Total Team	
		Total Team			75	167	Total Team	
		Total Team			Opp Error			Total Team
		Total Team		Total				Total Team
		Total Team			Best Scorer	16	16	3

### Legend:

■ Starting line-up      ┌ Substitute      nn Team Captain      ┌ Substitute libero  
 Pts Points scored      L Libero Player      Opp Opponent      Atts Attempts

PRNVS00000174.00083 00102715:42V010


Match No 39  
Start Time: 13:30


**LBA vs NED**  
**0            3**


Spectators: 1145

Team	Sets	1	2	3	Total
<b>LBA</b>	<b>0</b>	11	13	11	35
<b>NED</b>	<b>3</b>	25	25	25	75
<b>Minutes</b>		15	21	16	52

## LBA · Libyan Arab Jamahiriya

	Rk	No	Name	Succ	Faults	Cont	Total	Succ %
	1	10	ABUSETIN Mustafa	2	1	5	8	25.00
	2	6	SAEID I Hashem	2	3	6	11	18.18
		9	ABDELGADER SALEH Saleh Ibrahim	1	1	7	9	
		8	ALAGURI Salah	1	1	3	5	
		4	ELKELABE Zuhair M	1	2	1	4	
		11	EMHEMED SALEM Salem	-	1	2	3	
		13	MANSUR Salem	1	1	-	2	
		5	ELGHASHIR Abulgasem	-	1	-	1	
		7	M SUSAEN Gama	-	-	1	1	
		3	ALMEDNENE Mousbah A M	-	-	-	-	
		2	SALIL Ali Said	-	-	-	-	
		12	ZAITUNI Abdulhakim H	-	-	-	-	
Limit 15.00%	<b>Total Team</b>			<b>8</b>	<b>11</b>	<b>25</b>	<b>44</b>	<b>18.18</b>

	Rk	No	Name	Succ	Faults	Cont	Total	Avg
	1	8	ALAGURI Salah	1	2	1	4	0.33
	2	7	M SUSAEN Gama	-	2	2	4	0.00
		6	SAEID I Hashem	-	1	3	4	0.00
		4	ELKELABE Zuhair M	-	-	3	3	0.00
		9	ABDELGADER SALEH Saleh Ibrahim	-	1	1	2	0.00
		10	ABUSETIN Mustafa	-	-	1	1	0.00
		13	MANSUR Salem	-	-	1	1	0.00
		2	SALIL Ali Said	-	-	1	1	0.00
		3	ALMEDNENE Mousbah A M	-	-	-	-	
		5	ELGHASHIR Abulgasem	-	-	-	-	
		11	EMHEMED SALEM Salem	-	-	-	-	
		12	ZAITUNI Abdulhakim H	-	-	-	-	
Limit 15.00%	<b>Total Team</b>			<b>1</b>	<b>6</b>	<b>13</b>	<b>20</b>	<b>0.33</b>

	Rk	No	Name	Succ	Faults	Cont	Total	Avg
	1	9	ABDELGADER SALEH Saleh Ibrahim	2	2	4	8	0.67
	2	6	SAEID I Hashem	1	4	2	7	0.33
	3	10	ABUSETIN Mustafa	-	1	4	5	0.00
		8	ALAGURI Salah	-	3	2	5	0.00
		4	ELKELABE Zuhair M	-	-	4	4	0.00
		2	SALIL Ali Said	-	-	4	4	0.00
		7	M SUSAEN Gama	-	2	1	3	0.00
		11	EMHEMED SALEM Salem	-	-	1	1	0.00
		3	ALMEDNENE Mousbah A M	-	-	-	-	
		5	ELGHASHIR Abulgasem	-	-	-	-	
		13	MANSUR Salem	-	-	-	-	
		12	ZAITUNI Abdulhakim H	-	-	-	-	
Limit 15.00%	<b>Total Team</b>			<b>3</b>	<b>12</b>	<b>22</b>	<b>37</b>	<b>1.00</b>

<b>Team</b>	<b>Opponent Errors &amp; Team Faults</b>	23	13
-------------	--	----	----

Legend:									
Rk	Rank	Succ	Successes	Cont	Continues	Succ %	Success %	Avg	Average per set


Match No 39  
Start Time: 13:30


**LBA vs NED**  
**0 3**


Spectators: 1145

Team	Sets	1	2	3	Total
LBA	0	11	13	11	35
NED	3	25	25	25	75
	Minutes	15	21	16	52

## LBA · Libyan Arab Jamahiriya

Non-Scoring Diggers		Rk	No	Name	Exc	Faults	Cont	Total	Avg
	1	2	SALIL Ali Said	3	3	6	12	1.00	
	2	6	SAEID I Hashem	1	1	3	5	0.33	
	3	10	ABUSETIN Mustafa	-	7	4	11	0.00	
		9	ABDELGADER SALEH Saleh Ibrahim	-	-	8	8	0.00	
	4		ELKELABE Zuhair M	-	4	4	8	0.00	
		11	EMHEMED SALEM Salem	-	3	4	7	0.00	
	7		M SUSAEN Gama	-	1	4	5	0.00	
	8		ALAGURI Salah	-	-	3	3	0.00	
	5		ELGHASHIR Abulgasem	-	-	1	1	0.00	
	3		ALMEDNENE Mousbah A M	-	-	-	-	-	
	13		MANSUR Salem	-	-	-	-	-	
	12		ZAITUNI Abdulhakim H	-	-	-	-	-	
<b>Total Team</b>					4	19	37	60	1.33

Non-Scoring Setters		Rk	No	Name	Exc	Faults	Cont	Total	Avg
	1	10	ABUSETIN Mustafa	1	-	8	9	0.33	
	2		SALIL Ali Said	1	2	5	8	0.33	
	13		MANSUR Salem	1	-	1	1	0.33	
	4	9	ABDELGADER SALEH Saleh Ibrahim	-	-	6	6	0.00	
		4	ELKELABE Zuhair M	-	-	4	4	0.00	
	6		SAEID I Hashem	-	-	4	4	0.00	
	8		ALAGURI Salah	-	-	3	3	0.00	
	7		M SUSAEN Gama	-	-	2	2	0.00	
	3		ALMEDNENE Mousbah A M	-	-	-	-	-	
	5		ELGHASHIR Abulgasem	-	-	-	-	-	
	11		EMHEMED SALEM Salem	-	-	-	-	-	
	12		ZAITUNI Abdulhakim H	-	-	-	-	-	
<b>Total Team</b>					3	2	32	37	1.00

Non-Scoring Receivers		Rk	No	Name	Exc	Faults	Cont	Total	Eff %
	1	10	ABUSETIN Mustafa	8	4	3	15	26.67	
		9	ABDELGADER SALEH Saleh Ibrahim	8	1	1	10		
		6	SAEID I Hashem	3	4	3	10		
		2	SALIL Ali Said	5	-	3	8		
		8	ALAGURI Salah	2	-	2	4		
		4	ELKELABE Zuhair M	2	1	-	3		
		11	EMHEMED SALEM Salem	1	1	1	3		
		7	M SUSAEN Gama	3	-	-	3		
		5	ELGHASHIR Abulgasem	-	1	-	1		
		3	ALMEDNENE Mousbah A M	-	-	-	-		
		13	MANSUR Salem	-	-	-	-		
		12	ZAITUNI Abdulhakim H	-	-	-	-		
<b>Total Team</b>					32	12	13	57	35.09

Limit

25.00%

**Legend:**

Rk Rank      Exc Excellent      Cont Continues      Eff % Efficiency %      Avg Average per set


Match No 39  
Start Time: 13:30


LBA vs NED  
0 3


Spectators: 1145

Team	Sets	1	2	3	Total
LBA	0	11	13	11	35
NED	3	25	25	25	75
	Minutes	15	21	16	52

## NED - Netherlands

Scoring Attackers		Rk	No	Name	Succ	Faults	Cont	Total	Succ %
	1	3	AALDERS Henk	10	4	1	15	66.67	
	2	9	TIBBEN Stefan	5	4	1	10	50.00	
	3	1	TOP Pieter	5	2	5	12	41.67	
		11	van der BROEK Edwin	2	-	5	7		
		7	DURGE Ron	1	2	2	5		
		8	TIMMERMAN Edwin	2	-	2	4		
		12	VERSTAPPEN Johan	1	-	3	4		
		10	LIJSSEN Martin	3	-	-	3		
		4	OONK Alfred	2	-	1	3		
		14	REEKERS Johan	1	-	-	1		
		6	OOMEN Harry	-	-	-	-		
		5	VENDERBOSCH Andre	-	-	-	-		
	Limit 15.00%	Total Team			32	12	20	64	50.00

Scoring Blockers		Rk	No	Name	Succ	Faults	Cont	Total	Avg
	1	3	AALDERS Henk	5	1	3	9	1.67	
	2	9	TIBBEN Stefan	4	1	3	8	1.33	
	3	12	VERSTAPPEN Johan	1	-	3	4	0.33	
		7	DURGE Ron	1	-	1	2	0.33	
		6	OOMEN Harry	1	1	-	2	0.33	
		11	van der BROEK Edwin	1	-	1	2	0.33	
	7	10	LIJSSEN Martin	-	1	1	2	0.00	
		14	REEKERS Johan	-	-	1	1	0.00	
		8	TIMMERMAN Edwin	-	-	1	1	0.00	
		4	OONK Alfred	-	-	-	-		
		1	TOP Pieter	-	-	-	-		
		5	VENDERBOSCH Andre	-	-	-	-		
	Total Team			13	4	14	31	4.33	

Scoring Servers		Rk	No	Name	Succ	Faults	Cont	Total	Avg
	1	6	OOMEN Harry	3	-	2	5	1.00	
	2	1	TOP Pieter	1	1	11	13	0.33	
		3	AALDERS Henk	1	-	10	11	0.33	
		14	REEKERS Johan	1	-	7	8	0.33	
		9	TIBBEN Stefan	1	1	5	7	0.33	
		8	TIMMERMAN Edwin	1	-	5	6	0.33	
		4	OONK Alfred	1	1	2	4	0.33	
		12	VERSTAPPEN Johan	1	1	1	3	0.33	
	9	11	van der BROEK Edwin	-	1	8	9	0.00	
		7	DURGE Ron	-	-	3	3	0.00	
		10	LIJSSEN Martin	-	1	2	3	0.00	
		5	VENDERBOSCH Andre	-	-	-	-		
	Total Team			10	6	56	72	3.33	

Team	Opponent Errors & Team Faults	20	7
------	-------------------------------	----	---

Legend:									
Rk	Rank	Succ	Successes	Cont	Continues	Succ %	Success %	Avg	Average per set


Match No 39  
Start Time: 13:30


**LBA vs NED**  
**0            3**


Spectators: 1145

Team	Sets	1	2	3	Total
<b>LBA</b>	<b>0</b>	11	13	11	35
<b>NED</b>	<b>3</b>	25	25	25	75
Minutes		15	21	16	52

## NED · Netherlands

Non-Scoring Diggers	Rk	No	Name	Exc	Faults	Cont	Total	Avg
	1	6	OOMEN Harry	7	1	-	8	2.33
	2	3	AALDERS Henk	6	3	1	10	2.00
		1	TOP Pieter	6	-	-	6	2.00
	4	12	VERSTAPPEN Johan	4	-	-	4	1.33
	5	4	OONK Alfred	3	-	2	5	1.00
		7	DURGE Ron	3	-	1	4	1.00
		14	REEKERS Johan	3	1	-	4	1.00
		5	VENDERBOSCH Andre	3	-	-	3	1.00
		9	van der BROEK Edwin	2	-	1	3	0.67
		10	TIMMERMAN Edwin	1	-	-	1	0.33
		11	TIBBEN Stefan	-	1	1	2	0.00
	10	LIJSSEN Martin	-	-	-	-		
	<b>Total Team</b>			38	6	6	50	12.67

Non-Scoring Setters	Rk	No	Name	Exc	Faults	Cont	Total	Avg
	1	4	OONK Alfred	9	-	12	21	3.00
		6	OOMEN Harry	9	-	6	15	3.00
	3	9	TIBBEN Stefan	2	-	1	3	0.67
	4	7	DURGE Ron	1	-	2	3	0.33
		14	REEKERS Johan	1	-	2	3	0.33
		3	AALDERS Henk	1	-	1	2	0.33
		12	VERSTAPPEN Johan	1	-	1	2	0.33
		11	van der BROEK Edwin	1	-	1	2	0.33
	9	5	VENDERBOSCH Andre	-	-	1	1	0.00
		10	LIJSSEN Martin	-	-	-	-	
		8	TIMMERMAN Edwin	-	-	-	-	
	1	TOP Pieter	-	-	-	-		
	<b>Total Team</b>			25	-	27	52	8.33

Non-Scoring Receivers	Rk	No	Name	Exc	Faults	Cont	Total	Eff %
	1	5	VENDERBOSCH Andre	4	-	1	5	80.00
		3	AALDERS Henk	2	-	1	3	
		7	DURGE Ron	3	-	-	3	
		1	TOP Pieter	2	-	1	3	
		12	VERSTAPPEN Johan	2	-	1	3	
		10	LIJSSEN Martin	1	-	-	1	
		14	REEKERS Johan	-	-	1	1	
		11	van der BROEK Edwin	1	-	-	1	
		6	OOMEN Harry	-	-	-	-	
		4	OONK Alfred	-	-	-	-	
		9	TIBBEN Stefan	-	-	-	-	
	8	TIMMERMAN Edwin	-	-	-	-		
	<b>Total Team</b>			15	-	5	20	75.00

Limit

25.00%


Legend:		Exc	Cont	Eff %	Avg
Rk	Rank	Excellent	Continues	Efficiency %	Average per set


PRNVS00000175.00084A 00102715:45V060

## LBA · Libyan Arab Jamahiriya

After 7 Matches

Scoring Attackers		No	Name	MP	SP	Succ	Faults	Cont	Total	Succ %
		2	SALIL Ali Said	7	24	12	14	31	57	21.05
		3	ALMEDNENE Mousbah A M	7	24	1	2	1	4	25.00
		4	ELKELABE Zuhair M	7	24	13	14	30	57	22.81
		5	ELGHASHIR Abulgasem	7	24	1	1	-	2	50.00
		6	SAEID I Hashem	7	24	15	13	47	75	20.00
		7	M SUSAEN Gama	7	24	-	2	9	11	0.00
		8	ALAGURI Salah	7	24	14	14	25	53	26.42
		9	ABDELGADER SALEH Saleh Ibrahim	7	24	13	20	58	91	14.29
		10	ABUSETIN Mustafa	7	24	12	8	49	69	17.39
		11	EMHEMED SALEM Salem	7	24	1	8	16	25	4.00
		12	ZAITUNI Abdulhakim H	6	24	-	2	3	5	0.00
		13	MANSUR Salem	7	24	2	5	6	13	15.38
		<b>Team Totals</b>	7	24	84	103	275	462	18.18	

Scoring Blockers		No	Name	MP	SP	Succ	Faults	Cont	Total	Avg
		2	SALIL Ali Said	7	24	2	5	15	22	0.08
		3	ALMEDNENE Mousbah A M	7	24	-	1	-	1	0.00
		4	ELKELABE Zuhair M	7	24	4	3	12	19	0.17
		5	ELGHASHIR Abulgasem	7	24	-	-	-	-	0.00
		6	SAEID I Hashem	7	24	1	10	15	26	0.04
		7	M SUSAEN Gama	7	24	1	5	4	10	0.04
		8	ALAGURI Salah	7	24	3	13	6	22	0.13
		9	ABDELGADER SALEH Saleh Ibrahim	7	24	2	11	11	24	0.08
		10	ABUSETIN Mustafa	7	24	2	15	13	30	0.08
		11	EMHEMED SALEM Salem	7	24	-	3	4	7	0.00
		12	ZAITUNI Abdulhakim H	6	24	1	1	1	3	0.04
		13	MANSUR Salem	7	24	2	6	6	14	0.08
		<b>Team Totals</b>	7	24	18	73	87	178	0.75	

Scoring Servers		No	Name	MP	SP	Succ	Faults	Cont	Total	Avg
		2	SALIL Ali Said	7	24	3	-	49	52	0.13
		3	ALMEDNENE Mousbah A M	7	24	-	1	1	2	0.00
		4	ELKELABE Zuhair M	7	24	3	3	46	52	0.13
		5	ELGHASHIR Abulgasem	7	24	-	-	-	-	0.00
		6	SAEID I Hashem	7	24	8	7	43	58	0.33
		7	M SUSAEN Gama	7	24	-	3	14	17	0.00
		8	ALAGURI Salah	7	24	2	4	34	40	0.08
		9	ABDELGADER SALEH Saleh Ibrahim	7	24	3	3	51	57	0.13
		10	ABUSETIN Mustafa	7	24	3	9	55	67	0.13
		11	EMHEMED SALEM Salem	7	24	3	3	14	20	0.13
		12	ZAITUNI Abdulhakim H	6	24	-	1	-	1	0.00
		13	MANSUR Salem	7	24	-	1	2	3	0.00
		<b>Team Totals</b>	7	24	25	35	309	369	1.04	


Team	Opponent Errors & Team Faults	237	119
------	-------------------------------	-----	-----


Legend:									
Succ	Successes	Cont	Continues	Succ %	Success %	Avg	Average per set	MP	Matches Played
SP	Team Sets Played								




## LBA · Libyan Arab Jamahiriya

After 7 Matches

Non-Scoring Diggers		No	Name	MP	SP	Exc	Faults	Cont	Total	Avg
		2	SALIL Ali Said	7	24	15	23	36	74	0.63
		3	ALMEDNENE Mousbah A M	7	24	-	-	1	1	0.00
		4	ELKELABE Zuhair M	7	24	12	17	39	68	0.50
		5	ELGHASHIR Abulgasem	7	24	1	-	1	2	0.04
		6	SAEID I Hashem	7	24	7	24	32	63	0.29
		7	M SUSAEN Gama	7	24	1	5	19	25	0.04
		8	ALAGURI Salah	7	24	14	12	23	49	0.58
		9	ABDELGADER SALEH Saleh Ibrahim	7	24	14	30	51	95	0.58
		10	ABUSETIN Mustafa	7	24	10	24	53	87	0.42
		11	EMHEMED SALEM Salem	7	24	5	7	15	27	0.21
		12	ZAITUNI Abdulhakim H	6	24	-	2	2	4	0.00
		13	MANSUR Salem	7	24	1	3	9	13	0.04
			Team Totals		7	24	80	147	281	508

Non-Scoring Setters		No	Name	MP	SP	Exc	Faults	Cont	Total	Avg
		2	SALIL Ali Said	7	24	4	4	46	54	0.17
		3	ALMEDNENE Mousbah A M	7	24	-	-	1	1	0.00
		4	ELKELABE Zuhair M	7	24	7	4	34	45	0.29
		5	ELGHASHIR Abulgasem	7	24	-	-	2	2	0.00
		6	SAEID I Hashem	7	24	10	4	48	62	0.42
		7	M SUSAEN Gama	7	24	3	-	8	11	0.13
		8	ALAGURI Salah	7	24	4	3	46	53	0.17
		9	ABDELGADER SALEH Saleh Ibrahim	7	24	7	1	43	51	0.29
		10	ABUSETIN Mustafa	7	24	11	-	46	57	0.46
		11	EMHEMED SALEM Salem	7	24	-	1	13	14	0.00
		12	ZAITUNI Abdulhakim H	6	24	-	-	1	1	0.00
		13	MANSUR Salem	7	24	2	2	2	6	0.08
			Team Totals		7	24	48	19	290	357

Non-Scoring Receivers		No	Name	MP	SP	Exc	Faults	Cont	Total	Eff %
		2	SALIL Ali Said	7	24	41	5	15	61	59.02
		3	ALMEDNENE Mousbah A M	7	24	1	-	-	1	100.0
		4	ELKELABE Zuhair M	7	24	35	3	10	48	66.67
		5	ELGHASHIR Abulgasem	7	24	-	1	-	1	-100.0
		6	SAEID I Hashem	7	24	29	9	12	50	40.00
		7	M SUSAEN Gama	7	24	14	3	4	21	52.38
		8	ALAGURI Salah	7	24	29	1	10	40	70.00
		9	ABDELGADER SALEH Saleh Ibrahim	7	24	63	6	18	87	65.52
		10	ABUSETIN Mustafa	7	24	53	13	24	90	44.44
		11	EMHEMED SALEM Salem	7	24	6	5	11	22	4.55
		12	ZAITUNI Abdulhakim H	6	24	-	3	-	3	-100.0
		13	MANSUR Salem	7	24	1	-	3	4	25.00
			Team Totals		7	24	272	49	107	428

Legend:


Exc	Excellent	Cont	Continues	Eff %	Efficiency %	Avg	Average per set	MP	Matches Played
SP	Team Sets Played								


PRNVS00000176.00084A 00102715:46V060

## NED · Netherlands

After 7 Matches

Scoring Attackers	No	Name	MP	SP	Succ	Faults	Cont	Total	Succ %
		1	TOP Pieter	7	23	50	15	79	144
	3	AALDERS Henk	7	23	56	23	87	166	33.73
	4	OONK Alfred	7	23	17	7	38	62	27.42
	5	VENDERBOSCH Andre	7	23	-	-	1	1	0.00
	6	OOMEN Harry	7	23	1	-	1	2	50.00
	7	DURGE Ron	7	23	21	14	27	62	33.87
	8	TIMMERMAN Edwin	7	23	25	15	40	80	31.25
	9	TIBBEN Stefan	7	23	19	17	9	45	42.22
	10	LIJSSEN Martin	7	23	3	-	2	5	60.00
	11	van der BROEK Edwin	7	23	3	2	5	10	30.00
	12	VERSTAPPEN Johan	7	23	25	15	46	86	29.07
	14	REEKERS Johan	7	23	5	1	5	11	45.45
	Team Totals		7	23	225	109	340	674	33.38

Scoring Blockers	No	Name	MP	SP	Succ	Faults	Cont	Total	Avg
		1	TOP Pieter	7	23	18	17	30	65
	3	AALDERS Henk	7	23	11	18	30	59	0.48
	4	OONK Alfred	7	23	12	23	30	65	0.52
	5	VENDERBOSCH Andre	7	23	-	-	-	-	0.00
	6	OOMEN Harry	7	23	1	1	1	3	0.04
	7	DURGE Ron	7	23	6	12	14	32	0.26
	8	TIMMERMAN Edwin	7	23	10	14	26	50	0.43
	9	TIBBEN Stefan	7	23	10	8	16	34	0.43
	10	LIJSSEN Martin	7	23	-	1	1	2	0.00
	11	van der BROEK Edwin	7	23	1	1	3	5	0.04
	12	VERSTAPPEN Johan	7	23	12	15	16	43	0.52
	14	REEKERS Johan	7	23	-	3	6	9	0.00
	Team Totals		7	23	81	113	173	367	3.52


Scoring Servers	No	Name	MP	SP	Succ	Faults	Cont	Total	Avg
		1	TOP Pieter	7	23	4	3	62	69
	3	AALDERS Henk	7	23	6	7	86	99	0.26
	4	OONK Alfred	7	23	3	4	51	58	0.13
	5	VENDERBOSCH Andre	7	23	-	-	-	-	0.00
	6	OOMEN Harry	7	23	3	2	17	22	0.13
	7	DURGE Ron	7	23	4	2	43	49	0.17
	8	TIMMERMAN Edwin	7	23	1	2	60	63	0.04
	9	TIBBEN Stefan	7	23	1	1	13	15	0.04
	10	LIJSSEN Martin	7	23	-	1	2	3	0.00
	11	van der BROEK Edwin	7	23	-	1	12	13	0.00
	12	VERSTAPPEN Johan	7	23	6	6	64	76	0.26
	14	REEKERS Johan	7	23	3	4	30	37	0.13
	Team Totals		7	23	31	33	440	504	1.35


Team	Opponent Errors & Team Faults	173	73
------	-------------------------------	-----	----


Legend:	
Succ	Successes
Cont	Continues
Succ %	Success %
Avg	Average per set
MP	Matches Played
SP	Team Sets Played

## NED · Netherlands

After 7 Matches

Non-Scoring Diggers	No	Name	MP	SP	Exc	Faults	Cont	Total	Avg	
	1	TOP Pieter	7	23	41	8	23	72	1.78	
	3	AALDERS Henk	7	23	41	15	17	73	1.78	
	4	OONK Alfred	7	23	33	13	34	80	1.43	
	5	VENDERBOSCH Andre	7	23	25	13	12	50	1.09	
	6	OOMEN Harry	7	23	15	4	11	30	0.65	
	7	DURGE Ron	7	23	19	10	24	53	0.83	
	8	TIMMERMAN Edwin	7	23	6	4	11	21	0.26	
	9	TIBBEN Stefan	7	23	2	3	3	8	0.09	
	10	LIJSSEN Martin	7	23	-	1	-	1	0.00	
	11	van der BROEK Edwin	7	23	10	1	3	14	0.43	
	12	VERSTAPPEN Johan	7	23	32	10	15	57	1.39	
	14	REEKERS Johan	7	23	15	5	3	23	0.65	
	Team Totals			7	23	239	87	156	482	10.39

Non-Scoring Setters	No	Name	MP	SP	Exc	Faults	Cont	Total	Avg	
	1	TOP Pieter	7	23	4	-	17	21	0.17	
	3	AALDERS Henk	7	23	6	-	21	27	0.26	
	4	OONK Alfred	7	23	103	2	186	291	4.48	
	5	VENDERBOSCH Andre	7	23	1	-	7	8	0.04	
	6	OOMEN Harry	7	23	25	3	42	70	1.09	
	7	DURGE Ron	7	23	21	-	51	72	0.91	
	8	TIMMERMAN Edwin	7	23	-	-	11	11	0.00	
	9	TIBBEN Stefan	7	23	3	-	3	6	0.13	
	10	LIJSSEN Martin	7	23	-	-	-	-	0.00	
	11	van der BROEK Edwin	7	23	1	-	2	3	0.04	
	12	VERSTAPPEN Johan	7	23	4	-	8	12	0.17	
	14	REEKERS Johan	7	23	12	-	28	40	0.52	
	Team Totals			7	23	180	5	376	561	7.83

Non-Scoring Receivers	No	Name	MP	SP	Exc	Faults	Cont	Total	Eff %	
	1	TOP Pieter	7	23	61	1	9	71	84.51	
	3	AALDERS Henk	7	23	48	3	3	54	83.33	
	4	OONK Alfred	7	23	9	2	1	12	58.33	
	5	VENDERBOSCH Andre	7	23	103	3	11	117	85.47	
	6	OOMEN Harry	7	23	4	2	-	6	33.33	
	7	DURGE Ron	7	23	30	2	1	33	84.85	
	8	TIMMERMAN Edwin	7	23	3	-	-	3	100.0	
	9	TIBBEN Stefan	7	23	-	-	-	-	0.00	
	10	LIJSSEN Martin	7	23	1	-	-	1	100.0	
	11	van der BROEK Edwin	7	23	3	-	-	3	100.0	
	12	VERSTAPPEN Johan	7	23	28	-	5	33	84.85	
	14	REEKERS Johan	7	23	6	1	3	10	50.00	
	Team Totals			7	23	296	14	33	343	82.22

Legend:										
Exc	Excellent	Cont	Continues	Eff %	Efficiency %	Avg	Average per set	MP	Matches Played	
SP	Team Sets Played									

PRNVS00000177.00073 00102716:46V01U

# MEN'S SITTING CLASSIFICATIONS 5-8 MATCH RESULTS



FRI 27 OCT 2000

P2

PAVILION 3

Match No: 40  
Start Time: 16:00

GER vs HUN  
2 0

Spectators:

Team	Sets	1	2	3	4	5	Total
GER	2	25	25	0			50
HUN	0	22	22	0			44
	Minutes	21	0				21

Referees: TORABIALAMOUTI Khesrollah (IRI) & GIUGNI Stephen (AUS)

GER - Germany								HUN - Hungary								
No	Name	1	2	3	4	5	Pts	No	Name	1	2	3	4	5	Pts	
1	SCHIFFLER Alexander							1	1	LOCSEI Sandor	■	■				3
2	STETTNER Ferenc	■	■				1	2	SZIGEDI Laszlo							
3	RENGER Thomas	■	■				6	3	SZABO Laszlo			┌			1	
5	HAUSSIG Uwe			┌			2	4	GAL Janos							
6	SOICKE Siegmund	■	■				3	5	PERES Janos							
7	von der TRENCK Stefan			┌				6	KEKECS Miklos	■	■				2	
8	MIMBERG Dirk	■	■				13	7	DOMOKOS Andras	■	■				1	
9	SCHRAPP Juergen	■	■				8	8	STIRCZER Jozsef			┌				
10	WISCHNEWSKI Stefan			┌				9	L KOVACS Laszlo		L	L				
11	RICKMANN Martin							10	SZECSENYI Lajos	■	■				3	
12	BARSCH Steffen	■	■				6	14	MANYAK Attila	■	■				4	
								15	MAKAROVSKI Sandor	■	■				6	
<b>Head Coach:</b> DE HAAN Jouke								<b>Head Coach:</b> BALOGH Istvan								
<b>Assistant:</b> WILKENS Andreas								<b>Assistant:</b>								

## TEAM AND PLAYER PERFORMANCES

Won	Total Atts	No	Name	Scoring Skills	Won	Total Atts	No	Name
28	73	Total Team		Attack	14	63	Total Team	
11	19	8	MIMBERG Dirk		5	16	15	MAKAROVSKI Sandor
5	11	3	RENGER Thomas		3	17	14	MANYAK Attila
4	12	12	BARSCH Steffen		2	8	6	KEKECS Miklos
5	32	Total Team		Block	5	32	Total Team	
3	6	9	SCHRAPP Juergen		2	6	1	LOCSEI Sandor
1	7	8	MIMBERG Dirk		1	4	7	DOMOKOS Andras
1	9	12	BARSCH Steffen	1	1	14	MANYAK Attila	
6	49	Total Team		Serve	1	45	Total Team	
2	15	9	SCHRAPP Juergen		1	7	10	SZECSENYI Lajos
1	6	3	RENGER Thomas					
1	7	6	SOICKE Siegmund					
11		Total Team		Opp Error	24		Total Team	
50	154	Total Team			44	140	Total Team	
13	13	8	MIMBERG Dirk	Best Scorer	6	6	15	MAKAROVSKI Sandor

Jury President:

Signature:

### Legend:

■ Starting line-up    ┌ Substitute    nn Team Captain    ┌ Substitute libero  
Pts Points scored    L Libero Player    Opp Opponent    Atts Attempts

PROVISIONAL

PRNVS00000178.00083 00102716:46V01U



FRI 27 OCT 2000

P3

PAVILION 3


Match No 40  
Start Time: 16:00


GER vs HUN  
2 0


Spectators:

Team	Sets	1	2	3	4	5	Total
GER	2	25	25	0			50
HUN	0	22	22	0			44
	Minutes	21	21				42

## GER - Germany

Scoring Attackers		Rk	No	Name	Succ	Faults	Cont	Total	Succ %
		1	8	MIMBERG Dirk	11	2	6	19	57.89
		2	3	RENGER Thomas	5	2	4	11	45.45
		3	12	BARSCH Steffen	4	4	4	12	33.33
		4	9	SCHRAPP Juergen	3	7	5	15	20.00
		6		SOICKE Siegmund	2	3	3	8	
		2		STETTNER Ferenc	1	2	2	5	
		5		HAUSSIG Uwe	2	-	-	2	
		7		von der TRENCK Stefan	-	-	1	1	
		11		RICKMANN Martin	-	-	-	-	
		1		SCHIFFLER Alexander	-	-	-	-	
	10		WISCHNEWSKI Stefan	-	-	-	-		
Limit 15.00%		Total Team			28	20	25	73	38.36

Scoring Blockers		Rk	No	Name	Succ	Faults	Cont	Total	Avg
		1	9	SCHRAPP Juergen	3	2	1	6	1.50
		2	12	BARSCH Steffen	1	1	7	9	0.50
		8		MIMBERG Dirk	1	-	6	7	0.50
		4	3	RENGER Thomas	-	1	5	6	0.00
		2		STETTNER Ferenc	-	2	-	2	0.00
		6		SOICKE Siegmund	-	-	1	1	0.00
		7		von der TRENCK Stefan	-	-	1	1	0.00
		5		HAUSSIG Uwe	-	-	-	-	
		11		RICKMANN Martin	-	-	-	-	
		1		SCHIFFLER Alexander	-	-	-	-	
	10		WISCHNEWSKI Stefan	-	-	-	-		
	Total Team			5	6	21	32	2.50	

Scoring Servers		Rk	No	Name	Succ	Faults	Cont	Total	Avg
		1	9	SCHRAPP Juergen	2	2	11	15	1.00
		2	8	MIMBERG Dirk	1	-	6	7	0.50
		6		SOICKE Siegmund	1	1	5	7	0.50
		12		BARSCH Steffen	1	1	4	6	0.50
		3		RENGER Thomas	1	1	4	6	0.50
		6	2	STETTNER Ferenc	-	-	8	8	0.00
		5		HAUSSIG Uwe	-	-	-	-	
		11		RICKMANN Martin	-	-	-	-	
		1		SCHIFFLER Alexander	-	-	-	-	
		10		WISCHNEWSKI Stefan	-	-	-	-	
	7		von der TRENCK Stefan	-	-	-	-		
	Total Team			6	5	38	49	3.00	

Team	Opponent Errors & Team Faults	11	2

Legend:									
Rk	Rank	Succ	Successes	Cont	Continues	Succ %	Success %	Avg	Average per set




Match No 40  
Start Time: 16:00


GER vs HUN  
2 0


Spectators:

Team	Sets	1	2	3	4	5	Total
GER	2	25	25	0			50
HUN	0	22	22	0			44
	Minutes	21	21				42

## GER - Germany

Non-Scoring Diggers		Rk	No	Name	Exc	Faults	Cont	Total	Avg
		1	3	RENGER Thomas	11	1	-	12	5.50
		2	12	BARSCH Steffen	5	1	3	9	2.50
		3	9	SCHRAPP Juergen	4	2	7	13	2.00
			2	STETTNER Ferenc	4	2	1	7	2.00
		5	8	MIMBERG Dirk	3	1	2	6	1.50
			6	SOICKE Siegmund	3	1	2	6	1.50
		7	7	von der TRENCK Stefan	1	-	1	2	0.50
		8	5	HAUSSIG Uwe	-	2	-	2	0.00
			10	WISCHNEWSKI Stefan	-	-	1	1	0.00
			11	RICKMANN Martin	-	-	-	-	-
			1	SCHIFFLER Alexander	-	-	-	-	-
	Total Team					31	10	17	58

Non-Scoring Setters		Rk	No	Name	Exc	Faults	Cont	Total	Avg
		1	6	SOICKE Siegmund	12	-	14	26	6.00
		2	2	STETTNER Ferenc	7	-	15	22	3.50
		3	5	HAUSSIG Uwe	1	-	2	3	0.50
			9	SCHRAPP Juergen	1	-	-	1	0.50
		5	12	BARSCH Steffen	-	-	2	2	0.00
			8	MIMBERG Dirk	-	-	2	2	0.00
			3	RENGER Thomas	-	-	1	1	0.00
			11	RICKMANN Martin	-	-	-	-	-
			1	SCHIFFLER Alexander	-	-	-	-	-
			10	WISCHNEWSKI Stefan	-	-	-	-	-
		7	von der TRENCK Stefan	-	-	-	-	-	
Total Team					21	-	36	57	10.50

Non-Scoring Receivers		Rk	No	Name	Exc	Faults	Cont	Total	Eff %
			12	BARSCH Steffen	10	-	-	10	
			3	RENGER Thomas	9	-	-	9	
			9	SCHRAPP Juergen	7	1	-	8	
			10	WISCHNEWSKI Stefan	6	-	1	7	
			8	MIMBERG Dirk	3	-	-	3	
			6	SOICKE Siegmund	3	-	-	3	
			2	STETTNER Ferenc	2	-	-	2	
			5	HAUSSIG Uwe	1	-	-	1	
			11	RICKMANN Martin	-	-	-	-	
			1	SCHIFFLER Alexander	-	-	-	-	
		7	von der TRENCK Stefan	-	-	-	-		
Total Team					41	1	1	43	93.02

Limit  
25.00%

Legend:									
Rk	Rank	Exc	Excellent	Cont	Continues	Eff %	Efficiency %	Avg	Average per set

PROVISIONAL

Match No 40  
Start Time: 16:00

GER vs HUN  
2 0

Spectators:

Team	Sets	1	2	3	4	5	Total
GER	2	25	25	0			50
HUN	0	22	22	0			44
	Minutes	21	21				42

## HUN · Hungary

Scoring Attackers		Rk	No	Name	Succ	Faults	Cont	Total	Succ %
	1	15	MAKAROVSZKI Sandor	5	2	9	16	31.25	
	2	14	MANYAK Attila	3	5	9	17	17.65	
		1	LOCSEI Sandor	1	1	9	11		
		6	KEKECS Miklos	2	2	4	8		
		10	SZECSENYI Lajos	2	-	2	4		
		7	DOMOKOS Andras	-	1	2	3		
		3	SZABO Laszlo	1	1	1	3		
		8	STIRCZER Jozsef	-	-	1	1		
		4	GAL Janos	-	-	-	-		
		9	KOVACS Laszlo	-	-	-	-		
		5	PERES Janos	-	-	-	-		
		2	SZIGEDI Laszlo	-	-	-	-		
	Limit	15.00%							
	Total Team				14	12	37	63	22.22

Scoring Blockers		Rk	No	Name	Succ	Faults	Cont	Total	Avg
	1	1	LOCSEI Sandor	2	2	2	6	1.00	
	2	15	MAKAROVSZKI Sandor	1	3	6	10	0.50	
		7	DOMOKOS Andras	1	1	2	4	0.50	
		14	MANYAK Attila	1	-	-	1	0.50	
	5	6	KEKECS Miklos	-	1	7	8	0.00	
		10	SZECSENYI Lajos	-	3	-	3	0.00	
		4	GAL Janos	-	-	-	-		
		9	KOVACS Laszlo	-	-	-	-		
		5	PERES Janos	-	-	-	-		
		8	STIRCZER Jozsef	-	-	-	-		
		3	SZABO Laszlo	-	-	-	-		
		2	SZIGEDI Laszlo	-	-	-	-		
Total Team				5	10	17	32	2.50	

Scoring Servers		Rk	No	Name	Succ	Faults	Cont	Total	Avg
	1	10	SZECSENYI Lajos	1	-	6	7	0.50	
	2	6	KEKECS Miklos	-	-	10	10	0.00	
		15	MAKAROVSZKI Sandor	-	-	10	10	0.00	
		7	DOMOKOS Andras	-	-	5	5	0.00	
		1	LOCSEI Sandor	-	-	5	5	0.00	
		3	SZABO Laszlo	-	-	4	4	0.00	
		14	MANYAK Attila	-	-	3	3	0.00	
		8	STIRCZER Jozsef	-	-	1	1	0.00	
		4	GAL Janos	-	-	-	-		
		9	KOVACS Laszlo	-	-	-	-		
		5	PERES Janos	-	-	-	-		
		2	SZIGEDI Laszlo	-	-	-	-		
	Total Team				1	-	44	45	0.50

Team	Opponent Errors & Team Faults	24	12
------	-------------------------------	----	----

Legend:									
Rk	Rank	Succ	Successes	Cont	Continues	Succ %	Success %	Avg	Average per set

PROVISIONAL

Match No 40  
Start Time: 16:00


GER vs HUN  
2 0


Spectators:

Team	Sets	1	2	3	4	5	Total
GER	2	25	25	0			50
HUN	0	22	22	0			44
	Minutes	21	21				42

## HUN · Hungary

Non-Scoring Diggers		Rk	No	Name	Exc	Faults	Cont	Total	Avg
		1	9	KOVACS Laszlo	15	2	1	18	7.50
		2	1	LOCSEI Sandor	7	2	-	9	3.50
		3	15	MAKAROVSZKI Sandor	4	3	1	8	2.00
		4	14	MANYAK Attila	3	1	1	5	1.50
		6	6	KEKECS Miklos	3	-	1	4	1.50
		6	10	SZECSENYI Lajos	-	2	-	2	0.00
		7		DOMOKOS Andras	-	-	-	-	
		4		GAL Janos	-	-	-	-	
		5		PERES Janos	-	-	-	-	
		8		STIRCZER Jozsef	-	-	-	-	
	3		SZABO Laszlo	-	-	-	-		
	2		SZIGEDI Laszlo	-	-	-	-		
Total Team					32	10	4	46	16.00

Non-Scoring Setters		Rk	No	Name	Exc	Faults	Cont	Total	Avg
		1	7	DOMOKOS Andras	5	1	18	24	2.50
		2	15	MAKAROVSZKI Sandor	1	-	6	7	0.50
		10		SZECSENYI Lajos	1	-	6	7	0.50
		14		MANYAK Attila	1	-	5	6	0.50
		5	1	LOCSEI Sandor	-	-	5	5	0.00
		6		KEKECS Miklos	-	-	2	2	0.00
		9		KOVACS Laszlo	-	-	1	1	0.00
		3		SZABO Laszlo	-	-	1	1	0.00
		4		GAL Janos	-	-	-	-	
		5		PERES Janos	-	-	-	-	
	8		STIRCZER Jozsef	-	-	-	-		
	2		SZIGEDI Laszlo	-	-	-	-		
Total Team					8	1	44	53	4.00

Non-Scoring Receivers		Rk	No	Name	Exc	Faults	Cont	Total	Eff %
		1	9	KOVACS Laszlo	10	1	3	14	64.29
		2	6	KEKECS Miklos	7	1	4	12	50.00
		15		MAKAROVSZKI Sandor	2	1	2	5	
		1		LOCSEI Sandor	3	1	-	4	
		14		MANYAK Attila	3	-	1	4	
		8		STIRCZER Jozsef	-	1	-	1	
		3		SZABO Laszlo	-	-	1	1	
		7		DOMOKOS Andras	-	-	-	-	
		4		GAL Janos	-	-	-	-	
		5		PERES Janos	-	-	-	-	
	10		SZECSENYI Lajos	-	-	-	-		
	2		SZIGEDI Laszlo	-	-	-	-		
Total Team					25	5	11	41	48.78

Limit

25.00%

Legend:

Rk Rank      Exc Excellent      Cont Continues      Eff % Efficiency %      Avg Average per set

PROVISIONAL

PRNVS00000179.00073 00102717:12V010

# MEN'S SITTING CLASSIFICATIONS 5-8 MATCH RESULTS



FRI 27 OCT 2000

P2

PAVILION 3

Match No: 40  
Start Time: 16:00

GER vs HUN  
3 0

Spectators: 1825

Team	Sets	1	2	3	Total
GER	3	25	25	25	75
HUN	0	22	22	21	65
	Minutes	21	21	22	64

Referees: TORABIALAMOUTI Khesrollah (IRI) & GIUGNI Stephen (AUS)

GER - Germany							HUN - Hungary								
No	Name	1	2	3	4	5	Pts	No	Name	1	2	3	4	5	Pts
1	SCHIFFLER Alexander							1	LOCSEI Sandor	■	■	■			7
2	STETTNER Ferenc	■	■	■			5	2	SZIGEDI Laszlo				┌		
3	RENGER Thomas	■	■	■			8	3	SZABO Laszlo				┌		1
5	HAUSSIG Uwe			┌	┌		2	4	GAL Janos						
6	SOICKE Siegmund	■	■	■			5	5	PERES Janos						
7	von der TRENCK Stefan			┌				6	KEKECS Miklos	■	■	■			3
8	MIMBERG Dirk	■	■	■			20	7	DOMOKOS Andras	■	■	■			1
9	SCHRAPP Juergen	■	■	■			9	8	STIRCZER Jozsef				┌		
10	WISCHNEWSKI Stefan			┌				9	L KOVACS Laszlo	L	L	L			
11	RICKMANN Martin							10	SZECSENYI Lajos	■	■	■			4
12	BARSCH Steffen	■	■	■			7	14	MANYAK Attila	■	■	■			9
								15	MAKAROVSKI Sandor	■	■	■			9
<b>Head Coach:</b> DE HAAN Jouke							<b>Head Coach:</b> BALOGH Istvan								
<b>Assistant:</b> WILKENS Andreas							<b>Assistant:</b>								

## TEAM AND PLAYER PERFORMANCES

Won	Total Atts	No	Name	Scoring Skills	Won	Total Atts	No	Name
39	112	Total Team		Attack	24	99	Total Team	
16	37	8	MIMBERG Dirk		8	27	14	MANYAK Attila
7	15	3	RENGER Thomas		7	20	15	MAKAROVSKI Sandor
5	17	12	BARSCH Steffen	Block	3	23	1	LOCSEI Sandor
8	46	Total Team			9	52	Total Team	
4	9	9	SCHRAPP Juergen		4	11	1	LOCSEI Sandor
3	11	8	MIMBERG Dirk	Serve	2	13	15	MAKAROVSKI Sandor
1	11	12	BARSCH Steffen		1	5	7	DOMOKOS Andras
9	74	Total Team			1	66	Total Team	
3	14	6	SOICKE Siegmund	Opp Error	1	9	10	SZECSENYI Lajos
2	20	9	SCHRAPP Juergen		31		Total Team	
1	12	2	STETTNER Ferenc		65	217	Total Team	
19		Total Team		Total				
75	232	Total Team						
20	20	8	MIMBERG Dirk	Best Scorer	9	9	14	MANYAK Attila

### Legend:

■ Starting line-up      ┌ Substitute      nn Team Captain      ┌ Substitute libero  
 Pts Points scored      L Libero Player      Opp Opponent      Atts Attempts

PRNVS0000017A.00083 00102717:15V010




Match No 40  
Start Time: 16:00

**GER vs HUN**  
**3      0**


Spectators: 1825

Team	Sets	1	2	3	Total
<b>GER</b>	<b>3</b>	25	25	25	75
<b>HUN</b>	<b>0</b>	22	22	21	65
	<b>Minutes</b>	21	21	22	64

## GER - Germany

	Rk	No	Name	Succ	Faults	Cont	Total	Succ %
	1	8	MIMBERG Dirk	16	6	15	37	43.24
	2	12	BARSCH Steffen	5	6	6	17	29.41
	3	9	SCHRAPP Juergen	3	10	7	20	15.00
	3		RENGER Thomas	7	2	6	15	
	2		STETTNER Ferenc	4	3	5	12	
	6		SOICKE Siegmund	2	3	3	8	
	5		HAUSSIG Uwe	2	-	-	2	
	7		von der TRENCK Stefan	-	-	1	1	
	11		RICKMANN Martin	-	-	-	-	
	1		SCHIFFLER Alexander	-	-	-	-	
10		WISCHNEWSKI Stefan	-	-	-	-		
Limit 15.00%	<b>Total Team</b>			39	30	43	112	34.82

	Rk	No	Name	Succ	Faults	Cont	Total	Avg
	1	9	SCHRAPP Juergen	4	3	2	9	1.33
	2	8	MIMBERG Dirk	3	-	8	11	1.00
	3	12	BARSCH Steffen	1	3	7	11	0.33
	4	3	RENGER Thomas	-	3	7	10	0.00
	6		SOICKE Siegmund	-	1	1	2	0.00
	2		STETTNER Ferenc	-	2	-	2	0.00
	7		von der TRENCK Stefan	-	-	1	1	0.00
	5		HAUSSIG Uwe	-	-	-	-	
	11		RICKMANN Martin	-	-	-	-	
	1		SCHIFFLER Alexander	-	-	-	-	
10		WISCHNEWSKI Stefan	-	-	-	-		
	<b>Total Team</b>			8	12	26	46	2.67

	Rk	No	Name	Succ	Faults	Cont	Total	Avg
	1	6	SOICKE Siegmund	3	1	10	14	1.00
	2	9	SCHRAPP Juergen	2	2	16	20	0.67
	3	2	STETTNER Ferenc	1	-	11	12	0.33
	12		BARSCH Steffen	1	1	8	10	0.33
	8		MIMBERG Dirk	1	-	8	9	0.33
	3		RENGER Thomas	1	1	7	9	0.33
	5		HAUSSIG Uwe	-	-	-	-	
	11		RICKMANN Martin	-	-	-	-	
	1		SCHIFFLER Alexander	-	-	-	-	
	10		WISCHNEWSKI Stefan	-	-	-	-	
7		von der TRENCK Stefan	-	-	-	-		
	<b>Total Team</b>			9	5	60	74	3.00

<b>Team</b>	<b>Opponent Errors &amp; Team Faults</b>	19	3
-------------	--	----	---

<b>Legend:</b>									
Rk	Rank	Succ	Successes	Cont	Continues	Succ %	Success %	Avg	Average per set

Match No 40  
Start Time: 16:00


GER vs HUN  
3 0


Spectators: 1825

Team	Sets	1	2	3	Total
GER	3	25	25	25	75
HUN	0	22	22	21	65
	Minutes	21	21	22	64

## GER - Germany

Non-Scoring Diggers		Rk	No	Name	Exc	Faults	Cont	Total	Avg
		1	3	RENGER Thomas	13	2	2	17	4.33
		2	12	BARSCH Steffen	12	1	5	18	4.00
		3	6	SOICKE Siegmund	8	2	2	12	2.67
		4	9	SCHRAPP Juergen	7	2	10	19	2.33
			2	STETTNER Ferenc	7	4	2	13	2.33
		6	8	MIMBERG Dirk	5	1	4	10	1.67
		7	7	von der TRENCK Stefan	1	-	1	2	0.33
		8	5	HAUSSIG Uwe	-	2	-	2	0.00
			10	WISCHNEWSKI Stefan	-	-	1	1	0.00
			11	RICKMANN Martin	-	-	-	-	-
			1	SCHIFFLER Alexander	-	-	-	-	-
Total Team					53	14	27	94	17.67

Non-Scoring Setters		Rk	No	Name	Exc	Faults	Cont	Total	Avg
		1	6	SOICKE Siegmund	19	-	23	42	6.33
		2	2	STETTNER Ferenc	10	-	21	31	3.33
		3	9	SCHRAPP Juergen	1	-	3	4	0.33
			5	HAUSSIG Uwe	1	-	2	3	0.33
			3	RENGER Thomas	1	-	2	3	0.33
		6	12	BARSCH Steffen	-	-	3	3	0.00
			8	MIMBERG Dirk	-	-	3	3	0.00
			11	RICKMANN Martin	-	-	-	-	-
			1	SCHIFFLER Alexander	-	-	-	-	-
			10	WISCHNEWSKI Stefan	-	-	-	-	-
		7	von der TRENCK Stefan	-	-	-	-	-	
Total Team					32	-	57	89	10.67

Non-Scoring Receivers		Rk	No	Name	Exc	Faults	Cont	Total	Eff %
			9	SCHRAPP Juergen	13	1	-	14	
			12	BARSCH Steffen	12	-	-	12	
			3	RENGER Thomas	11	-	-	11	
			8	MIMBERG Dirk	7	-	1	8	
			10	WISCHNEWSKI Stefan	6	-	1	7	
			6	SOICKE Siegmund	6	-	-	6	
			2	STETTNER Ferenc	2	-	-	2	
			5	HAUSSIG Uwe	1	-	-	1	
			11	RICKMANN Martin	-	-	-	-	
			1	SCHIFFLER Alexander	-	-	-	-	
			7	von der TRENCK Stefan	-	-	-	-	
Total Team					58	1	2	61	93.44

Limit  
25.00%

Legend:									
Rk	Rank	Exc	Excellent	Cont	Continues	Eff %	Efficiency %	Avg	Average per set





Match No 40  
Start Time: 16:00

GER vs HUN  
3 0

Spectators: 1825

Team	Sets	1	2	3	Total
GER	3	25	25	25	75
HUN	0	22	22	21	65
	Minutes	21	21	22	64

## HUN · Hungary

Scoring Attackers		Rk	No	Name	Succ	Faults	Cont	Total	Succ %
	1	15	MAKAROVSZKI Sandor	7	3	10	20	35.00	
	2	14	MANYAK Attila	8	6	13	27	29.63	
	3	6	KEKECS Miklos	3	3	9	15	20.00	
	1		LOCSEI Sandor	3	4	16	23		
	10		SZECSENYI Lajos	2	-	4	6		
	7		DOMOKOS Andras	-	1	3	4		
	3		SZABO Laszlo	1	1	1	3		
	8		STIRCZER Jozsef	-	-	1	1		
	4		GAL Janos	-	-	-	-		
	9		KOVACS Laszlo	-	-	-	-		
	5		PERES Janos	-	-	-	-		
	2		SZIGEDI Laszlo	-	-	-	-		
	Limit 15.00%		Total Team			24	18	57	99

Scoring Blockers		Rk	No	Name	Succ	Faults	Cont	Total	Avg
	1	1	LOCSEI Sandor	4	4	3	11	1.33	
	2	15	MAKAROVSZKI Sandor	2	3	8	13	0.67	
	3	10	SZECSENYI Lajos	1	5	2	8	0.33	
	7		DOMOKOS Andras	1	1	3	5	0.33	
	14		MANYAK Attila	1	-	1	2	0.33	
	6	6	KEKECS Miklos	-	2	11	13	0.00	
	4		GAL Janos	-	-	-	-		
	9		KOVACS Laszlo	-	-	-	-		
	5		PERES Janos	-	-	-	-		
	8		STIRCZER Jozsef	-	-	-	-		
	3		SZABO Laszlo	-	-	-	-		
	2		SZIGEDI Laszlo	-	-	-	-		
			Total Team			9	15	28	52

Scoring Servers		Rk	No	Name	Succ	Faults	Cont	Total	Avg
	1	10	SZECSENYI Lajos	1	-	8	9	0.33	
	2	6	KEKECS Miklos	-	-	14	14	0.00	
		15	MAKAROVSZKI Sandor	-	1	13	14	0.00	
		7	DOMOKOS Andras	-	1	9	10	0.00	
		1	LOCSEI Sandor	-	-	8	8	0.00	
		14	MANYAK Attila	-	-	6	6	0.00	
		3	SZABO Laszlo	-	-	4	4	0.00	
		8	STIRCZER Jozsef	-	-	1	1	0.00	
		4	GAL Janos	-	-	-	-		
		9	KOVACS Laszlo	-	-	-	-		
		5	PERES Janos	-	-	-	-		
		2	SZIGEDI Laszlo	-	-	-	-		
			Total Team			1	2	63	66

Team	Opponent Errors & Team Faults	31	14
------	-------------------------------	----	----

Legend:									
Rk	Rank	Succ	Successes	Cont	Continues	Succ %	Success %	Avg	Average per set


Match No 40  
Start Time: 16:00

**GER vs HUN**  
**3      0**


Spectators: 1825

Team	Sets	1	2	3	Total
<b>GER</b>	<b>3</b>	25	25	25	75
<b>HUN</b>	<b>0</b>	22	22	21	65
	<b>Minutes</b>	21	21	22	64

## HUN · Hungary

	Rk	No	Name	Exc	Faults	Cont	Total	Avg
	1	9	KOVACS Laszlo	22	3	2	27	7.33
	2	1	LOCSEI Sandor	11	4	3	18	3.67
	3	6	KEKECS Miklos	6	2	1	9	2.00
	4	15	MAKAROVSZKI Sandor	5	5	1	11	1.67
		14	MANYAK Attila	5	2	1	8	1.67
	6	10	SZECSENYI Lajos	-	2	-	2	0.00
		7	DOMOKOS Andras	-	-	-	-	
		4	GAL Janos	-	-	-	-	
		5	PERES Janos	-	-	-	-	
		8	STIRCZER Jozsef	-	-	-	-	
	3	SZABO Laszlo	-	-	-	-		
	2	SZIGEDI Laszlo	-	-	-	-		
<b>Total Team</b>				<b>49</b>	<b>18</b>	<b>8</b>	<b>75</b>	<b>16.33</b>

	Rk	No	Name	Exc	Faults	Cont	Total	Avg
	1	7	DOMOKOS Andras	9	1	19	29	3.00
	2	10	SZECSENYI Lajos	6	-	16	22	2.00
	3	14	MANYAK Attila	1	-	7	8	0.33
		15	MAKAROVSZKI Sandor	1	-	6	7	0.33
	5	6	KEKECS Miklos	-	-	5	5	0.00
		1	LOCSEI Sandor	-	-	5	5	0.00
		9	KOVACS Laszlo	-	-	1	1	0.00
		3	SZABO Laszlo	-	-	1	1	0.00
		4	GAL Janos	-	-	-	-	
		5	PERES Janos	-	-	-	-	
	8	STIRCZER Jozsef	-	-	-	-		
	2	SZIGEDI Laszlo	-	-	-	-		
<b>Total Team</b>				<b>17</b>	<b>1</b>	<b>60</b>	<b>78</b>	<b>5.67</b>

	Rk	No	Name	Exc	Faults	Cont	Total	Eff %
	1	9	KOVACS Laszlo	12	1	5	18	61.11
	2	6	KEKECS Miklos	11	2	4	17	52.94
		15	MAKAROVSZKI Sandor	9	2	4	15	
		1	LOCSEI Sandor	4	1	1	6	
		14	MANYAK Attila	5	-	1	6	
		8	STIRCZER Jozsef	-	1	-	1	
		3	SZABO Laszlo	-	-	1	1	
		7	DOMOKOS Andras	-	-	-	-	
		4	GAL Janos	-	-	-	-	
		5	PERES Janos	-	-	-	-	
	10	SZECSENYI Lajos	-	-	-	-		
	2	SZIGEDI Laszlo	-	-	-	-		
<b>Total Team</b>				<b>41</b>	<b>7</b>	<b>16</b>	<b>64</b>	<b>53.13</b>

Limit

25.00%

**Legend:**


Rk	Rank	Exc	Excellent	Cont	Continues	Eff %	Efficiency %	Avg	Average per set
----	------	-----	-----------	------	-----------	-------	--------------	-----	-----------------


PRNVS0000017B.00084A 00102717:18V060




## GER - Germany

After 7 Matches

 Scoring Attackers	No	Name	MP	SP	Succ	Faults	Cont	Total	Succ %
	1	SCHIFFLER Alexander	7	22	13	16	27	56	23.21
	2	STETTNER Ferenc	7	22	10	6	19	35	28.57
	3	RENGER Thomas	7	22	30	17	35	82	36.59
	5	HAUSSIG Uwe	7	22	5	1	6	12	41.67
	6	SOICKE Siegmund	7	22	6	16	29	51	11.76
	7	von der TRENCK Stefan	7	22	4	5	23	32	12.50
	8	MIMBERG Dirk	7	22	74	36	85	195	37.95
	9	SCHRAPP Juergen	7	22	59	32	70	161	36.65
	10	WISCHNEWSKI Stefan	7	22	4	-	3	7	57.14
	11	RICKMANN Martin	7	22	7	3	6	16	43.75
	12	BARSCHE Steffen	7	22	41	23	51	115	35.65
	Team Totals			7	22	253	155	354	762

 Scoring Blockers	No	Name	MP	SP	Succ	Faults	Cont	Total	Avg
	1	SCHIFFLER Alexander	7	22	5	3	22	30	0.23
	2	STETTNER Ferenc	7	22	6	6	21	33	0.27
	3	RENGER Thomas	7	22	4	12	20	36	0.18
	5	HAUSSIG Uwe	7	22	1	1	2	4	0.05
	6	SOICKE Siegmund	7	22	8	17	23	48	0.36
	7	von der TRENCK Stefan	7	22	1	2	9	12	0.05
	8	MIMBERG Dirk	7	22	12	10	31	53	0.55
	9	SCHRAPP Juergen	7	22	14	16	24	54	0.64
	10	WISCHNEWSKI Stefan	7	22	1	-	1	2	0.05
	11	RICKMANN Martin	7	22	4	4	4	12	0.18
	12	BARSCHE Steffen	7	22	9	17	29	55	0.41
	Team Totals			7	22	65	88	186	339

 Scoring Servers	No	Name	MP	SP	Succ	Faults	Cont	Total	Avg
	1	SCHIFFLER Alexander	7	22	7	4	21	32	0.32
	2	STETTNER Ferenc	7	22	5	7	76	88	0.23
	3	RENGER Thomas	7	22	1	6	44	51	0.05
	5	HAUSSIG Uwe	7	22	4	2	13	19	0.18
	6	SOICKE Siegmund	7	22	4	2	69	75	0.18
	7	von der TRENCK Stefan	7	22	-	-	2	2	0.00
	8	MIMBERG Dirk	7	22	2	6	56	64	0.09
	9	SCHRAPP Juergen	7	22	9	6	73	88	0.41
	10	WISCHNEWSKI Stefan	7	22	5	-	6	11	0.23
	11	RICKMANN Martin	7	22	2	2	12	16	0.09
	12	BARSCHE Steffen	7	22	8	9	59	76	0.36
	Team Totals			7	22	47	44	431	522


<b>Team</b>	<b>Opponent Errors &amp; Team Faults</b>	162	37
-------------	--	-----	----


Legend:

Succ	Successes	Cont	Continues	Succ %	Success %	Avg	Average per set	MP	Matches Played
SP	Team Sets Played								

## GER - Germany

After 7 Matches

Non-Scoring Diggers		No	Name	MP	SP	Exc	Faults	Cont	Total	Avg
		1	SCHIFFLER Alexander	7	22	14	3	7	24	0.64
		2	STETTNER Ferenc	7	22	33	16	25	74	1.50
		3	RENGER Thomas	7	22	39	8	29	76	1.77
		5	HAUSSIG Uwe	7	22	5	5	1	11	0.23
		6	SOICKE Siegmund	7	22	27	12	34	73	1.23
		7	von der TRENCK Stefan	7	22	4	3	5	12	0.18
		8	MIMBERG Dirk	7	22	35	11	33	79	1.59
		9	SCHRAPP Juergen	7	22	46	15	41	102	2.09
		10	WISCHNEWSKI Stefan	7	22	9	-	7	16	0.41
		11	RICKMANN Martin	7	22	12	1	3	16	0.55
		12	BARSCHE Steffen	7	22	44	13	38	95	2.00
	Team Totals				7	22	268	87	223	578

Non-Scoring Setters		No	Name	MP	SP	Exc	Faults	Cont	Total	Avg
		1	SCHIFFLER Alexander	7	22	1	-	10	11	0.05
		2	STETTNER Ferenc	7	22	84	2	154	240	3.82
		3	RENGER Thomas	7	22	3	-	13	16	0.14
		5	HAUSSIG Uwe	7	22	5	-	14	19	0.23
		6	SOICKE Siegmund	7	22	115	2	162	279	5.23
		7	von der TRENCK Stefan	7	22	-	-	2	2	0.00
		8	MIMBERG Dirk	7	22	4	2	21	27	0.18
		9	SCHRAPP Juergen	7	22	6	1	26	33	0.27
		10	WISCHNEWSKI Stefan	7	22	2	-	3	5	0.09
		11	RICKMANN Martin	7	22	1	-	5	6	0.05
		12	BARSCHE Steffen	7	22	4	1	17	22	0.18
	Team Totals				7	22	225	8	427	660

Non-Scoring Receivers		No	Name	MP	SP	Exc	Faults	Cont	Total	Eff %
		1	SCHIFFLER Alexander	7	22	21	-	5	26	80.77
		2	STETTNER Ferenc	7	22	10	1	1	12	75.00
		3	RENGER Thomas	7	22	72	2	10	84	83.33
		5	HAUSSIG Uwe	7	22	3	-	1	4	75.00
		6	SOICKE Siegmund	7	22	25	1	3	29	82.76
		7	von der TRENCK Stefan	7	22	1	-	2	3	33.33
		8	MIMBERG Dirk	7	22	59	2	6	67	85.07
		9	SCHRAPP Juergen	7	22	56	1	4	61	90.16
		10	WISCHNEWSKI Stefan	7	22	19	2	1	22	77.27
		11	RICKMANN Martin	7	22	13	-	2	15	86.67
		12	BARSCHE Steffen	7	22	59	2	5	66	86.36
	Team Totals				7	22	338	11	40	389

Legend:

Exc	Excellent	Cont	Continues	Eff %	Efficiency %	Avg	Average per set	MP	Matches Played
SP	Team Sets Played								

PRNVS0000017C.00084A 00102717:18V060

## HUN · Hungary

After 7 Matches

Scoring Attackers	No	Name	MP	SP	Succ	Faults	Cont	Total	Succ %	
	1	LOCSEI Sandor	7	21	11	12	24	47	23.40	
	2	SZIGEDI Laszlo	7	21	3	3	1	7	42.86	
	3	SZABO Laszlo	7	21	11	2	24	37	29.73	
	4	GAL Janos	7	21	-	-	-	-	0.00	
	5	PERES Janos	7	21	1	1	1	3	33.33	
	6	KEKECS Miklos	7	21	20	18	43	81	24.69	
	7	DOMOKOS Andras	7	21	7	3	14	24	29.17	
	8	STIRCZER Jozsef	7	21	11	11	36	58	18.97	
	9	KOVACS Laszlo	7	21	-	-	-	-	0.00	
	10	SZECSENYI Lajos	7	21	5	4	13	22	22.73	
	14	MANYAK Attila	7	21	79	36	94	209	37.80	
	15	MAKAROVSZKI Sandor	7	21	31	19	61	111	27.93	
	Team Totals			7	21	179	109	311	599	29.88

Scoring Blockers	No	Name	MP	SP	Succ	Faults	Cont	Total	Avg	
	1	LOCSEI Sandor	7	21	9	15	11	35	0.43	
	2	SZIGEDI Laszlo	7	21	1	5	7	13	0.05	
	3	SZABO Laszlo	7	21	1	3	-	4	0.05	
	4	GAL Janos	7	21	1	-	-	1	0.05	
	5	PERES Janos	7	21	2	-	1	3	0.10	
	6	KEKECS Miklos	7	21	9	13	50	72	0.43	
	7	DOMOKOS Andras	7	21	8	11	32	51	0.38	
	8	STIRCZER Jozsef	7	21	6	8	16	30	0.29	
	9	KOVACS Laszlo	7	21	-	-	-	-	0.00	
	10	SZECSENYI Lajos	7	21	6	17	13	36	0.29	
	14	MANYAK Attila	7	21	12	15	30	57	0.57	
	15	MAKAROVSZKI Sandor	7	21	24	31	51	106	1.14	
	Team Totals			7	21	79	118	211	408	3.76


Scoring Servers	No	Name	MP	SP	Succ	Faults	Cont	Total	Avg	
	1	LOCSEI Sandor	7	21	2	3	37	42	0.10	
	2	SZIGEDI Laszlo	7	21	-	1	7	8	0.00	
	3	SZABO Laszlo	7	21	1	2	21	24	0.05	
	4	GAL Janos	7	21	1	1	-	2	0.05	
	5	PERES Janos	7	21	-	1	3	4	0.00	
	6	KEKECS Miklos	7	21	2	5	81	88	0.10	
	7	DOMOKOS Andras	7	21	6	7	65	78	0.29	
	8	STIRCZER Jozsef	7	21	3	1	46	50	0.14	
	9	KOVACS Laszlo	7	21	-	-	-	-	0.00	
	10	SZECSENYI Lajos	7	21	3	3	40	46	0.14	
	14	MANYAK Attila	7	21	7	5	42	54	0.33	
	15	MAKAROVSZKI Sandor	7	21	3	4	62	69	0.14	
	Team Totals			7	21	28	33	404	465	1.33


Team	Opponent Errors & Team Faults	173	62
------	-------------------------------	-----	----


Legend:	
Succ	Successes
Cont	Continues
Succ %	Success %
Avg	Average per set
MP	Matches Played
SP	Team Sets Played

## HUN · Hungary

After 7 Matches

Non-Scoring Diggers		No	Name	MP	SP	Exc	Faults	Cont	Total	Avg	
		1	LOCSEI Sandor	7	21	22	9	14	45	1.05	
		2	SZIGEDI Laszlo	7	21	2	-	1	3	0.10	
		3	SZABO Laszlo	7	21	8	3	2	13	0.38	
		4	GAL Janos	7	21	-	-	1	1	0.00	
		5	PERES Janos	7	21	-	-	3	3	0.00	
		6	KEKECS Miklos	7	21	41	17	35	93	1.95	
		7	DOMOKOS Andras	7	21	4	5	6	15	0.19	
		8	STIRCZER Jozsef	7	21	27	19	25	71	1.29	
		9	KOVACS Laszlo	7	21	63	16	46	125	3.00	
		10	SZECSENYI Lajos	7	21	3	4	5	12	0.14	
		14	MANYAK Attila	7	21	33	14	15	62	1.57	
		15	MAKAROVSZKI Sandor	7	21	27	20	24	71	1.29	
			Team Totals		7	21	230	107	177	514	10.95

Non-Scoring Setters		No	Name	MP	SP	Exc	Faults	Cont	Total	Avg	
		1	LOCSEI Sandor	7	21	18	-	44	62	0.86	
		2	SZIGEDI Laszlo	7	21	-	-	1	1	0.00	
		3	SZABO Laszlo	7	21	1	-	4	5	0.05	
		4	GAL Janos	7	21	5	-	2	7	0.24	
		5	PERES Janos	7	21	-	-	-	-	0.00	
		6	KEKECS Miklos	7	21	2	1	29	32	0.10	
		7	DOMOKOS Andras	7	21	67	4	109	180	3.19	
		8	STIRCZER Jozsef	7	21	4	-	15	19	0.19	
		9	KOVACS Laszlo	7	21	2	-	16	18	0.10	
		10	SZECSENYI Lajos	7	21	26	1	81	108	1.24	
		14	MANYAK Attila	7	21	5	-	26	31	0.24	
		15	MAKAROVSZKI Sandor	7	21	8	1	28	37	0.38	
			Team Totals		7	21	138	7	355	500	6.57

Non-Scoring Receivers		No	Name	MP	SP	Exc	Faults	Cont	Total	Eff %	
		1	LOCSEI Sandor	7	21	7	2	2	11	45.45	
		2	SZIGEDI Laszlo	7	21	-	-	2	2	0.00	
		3	SZABO Laszlo	7	21	10	-	2	12	83.33	
		4	GAL Janos	7	21	-	-	-	-	0.00	
		5	PERES Janos	7	21	-	-	-	-	0.00	
		6	KEKECS Miklos	7	21	49	4	16	69	65.22	
		7	DOMOKOS Andras	7	21	-	-	1	1	0.00	
		8	STIRCZER Jozsef	7	21	29	4	12	45	55.56	
		9	KOVACS Laszlo	7	21	94	10	25	129	65.12	
		10	SZECSENYI Lajos	7	21	-	-	-	-	0.00	
		14	MANYAK Attila	7	21	21	-	10	31	67.74	
		15	MAKAROVSZKI Sandor	7	21	38	7	21	66	46.97	
			Team Totals		7	21	248	27	91	366	60.38

Legend:

Exc	Excellent	Cont	Continues	Eff %	Efficiency %	Avg	Average per set	MP	Matches Played
SP	Team Sets Played								



PRNVS0000017D.00073 00102718:16V01U

# MEN'S SITTING SEMIFINAL MATCH RESULTS



FRI 27 OCT 2000

P2

PAVILION 3

Match No: 41  
Start Time: 17:30

IRI vs FIN  
2 vs 0

Spectators:

Team	Sets	1	2	3	4	5	Total
IRI	2	25	25	0			50
FIN	0	20	7	0			27
	Minutes	21	15				36

Referees: ANDERSSON Mats (SWE) & HELAC Senad (BIH)

IRI Islamic Republic of Iran							FIN Finland								
No	Name	1	2	3	4	5	Pts	No	Name	1	2	3	4	5	Pts
1	ESHAGHI Ali							1	PYNNOENEN Allan	■					1
2	RAHIMI Mohammadreza	■	■	■				2	HAENNINEN Keijo		■				1
3	PEIDAYESH Reza	□	■	■			5	3 L HEINO Jari	L	L	L				
4	KASHFIA Ali							4	L AINE Jukka	■	■	■			3
5	SOLEIMANI Majid	■	■	■			9	6	KAPIAINEN Petri	□	■				2
6	GOLKAR AZGHANDI Ali	■	■	■			7	7	TERVO Sami	□	□				
7	L ASHOURI Farshid	L	L	L				8	MELANEN Lauri	■	■	■			5
8	EIMERI Jalil	■	■				3	9	TUOMINEN Veli-Matti	■	■	■			2
9	ZIRAH I Isa	■						10	PULLI Matti	■	■	■			1
10	FIROUZI Parviz	■	■	■			14	11	VENAELAEINEN Olavi	■	■	■			4
11	SALAVATIAN Aliakbar	■					2	12	VISTBACKA Aulis	□	□	■			
12	BEHRAVAN Hojat		□	■			1								
<b>Head Coach:</b> REZAEIGARKANI Hadi							<b>Head Coach:</b> VARE Timo								
<b>Assistant:</b> DAVALLOO Abdol Jabbar							<b>Assistant:</b> PULLI Ossi								

## TEAM AND PLAYER PERFORMANCES

Won	Total Atts	No	Name	Scoring Skills	Won	Total Atts	No	Name
22	56	Total Team		Attack	14	66	Total Team	
10	16	10	FIROUZI Parviz		4	18	8	MELANEN Lauri
6	14	6	GOLKAR AZGHANDI Ali		3	10	11	VENAELAEINEN Olavi
2	4	3	PEIDAYESH Reza		2	9	4	L AINE Jukka
11	37	Total Team		Block	5	37	Total Team	
3	11	5	SOLEIMANI Majid		1	5	4	L AINE Jukka
3	5	10	FIROUZI Parviz		1	5	8	MELANEN Lauri
2	3	3	PEIDAYESH Reza	1	5	9	TUOMINEN Veli-Matti	
8	48	Total Team		Serve		28	Total Team	
5	12	5	SOLEIMANI Majid					
1	6	3	PEIDAYESH Reza					
1	4	10	FIROUZI Parviz	Opp Error	8		Total Team	
9		Total Team			Total	27	131	Total Team
50	141	Total Team		Best Scorer	5	5	8	MELANEN Lauri
14	14	10	FIROUZI Parviz					

Jury President:  
Signature:

### Legend:

■ Starting line-up      □ Substitute      nn Team Captain      L Substitute libero  
Pts Points scored      L Libero Player      Opp Opponent      Atts Attempts

PROVISIONAL

PRNVS0000017E.00083 00102718:16V01U


Match No 41  
Start Time: 17:30


IRI vs FIN  
2 vs 0

Spectators:

Team	Sets	1	2	3	4	5	Total
IRI	2	25	25	0			50
FIN	0	20	7	0			27
	Minutes	21	15				36

## IRI - Islamic Republic of Iran

Scoring Attackers		Rk	No	Name	Succ	Faults	Cont	Total	Succ %
	1	10	FIROUZI Parviz	10	3	3	16	62.50	
	2	6	GOLKAR AZGHANDI Ali	6	4	4	14	42.86	
	3	8	EIMERI Jalil	2	1	6	9	22.22	
	5	SOLEIMANI Majid	1	1	7	9			
	3	PEIDAYESH Reza	2	-	2	4			
	11	SALAVATIAN Aliakbar	-	1	1	2			
	12	BEHRAVAN Hojat	1	-	-	1			
	2	RAHIMI Mohammadreza	-	-	1	1			
	7	ASHOURI Farshid	-	-	-	-			
	1	ESHAGHI Ali	-	-	-	-			
	4	KASHFIA Ali	-	-	-	-			
	9	ZIRAH I Isa	-	-	-	-			
	Limit 15.00%		Total Team			22	10	24	56

Scoring Blockers		Rk	No	Name	Succ	Faults	Cont	Total	Avg
	1	5	SOLEIMANI Majid	3	1	7	11	1.50	
	10	FIROUZI Parviz	3	2	-	5	1.50		
	3	PEIDAYESH Reza	2	1	-	3	1.00		
	4	6	GOLKAR AZGHANDI Ali	1	3	2	6	0.50	
	8	EIMERI Jalil	1	1	2	4	0.50		
	11	SALAVATIAN Aliakbar	1	-	2	3	0.50		
	7	2	RAHIMI Mohammadreza	-	-	3	3	0.00	
	12	BEHRAVAN Hojat	-	-	2	2	0.00		
	7	ASHOURI Farshid	-	-	-	-			
	1	ESHAGHI Ali	-	-	-	-			
	4	KASHFIA Ali	-	-	-	-			
	9	ZIRAH I Isa	-	-	-	-			
			Total Team			11	8	18	37

Scoring Servers		Rk	No	Name	Succ	Faults	Cont	Total	Avg
	1	5	SOLEIMANI Majid	5	1	6	12	2.50	
	2	11	SALAVATIAN Aliakbar	1	-	7	8	0.50	
	3	PEIDAYESH Reza	1	-	5	6	0.50		
	10	FIROUZI Parviz	1	-	3	4	0.50		
	5	2	RAHIMI Mohammadreza	-	-	8	8	0.00	
	8	EIMERI Jalil	-	-	7	7	0.00		
	6	GOLKAR AZGHANDI Ali	-	1	2	3	0.00		
	7	ASHOURI Farshid	-	-	-	-			
	12	BEHRAVAN Hojat	-	-	-	-			
	1	ESHAGHI Ali	-	-	-	-			
	4	KASHFIA Ali	-	-	-	-			
	9	ZIRAH I Isa	-	-	-	-			
			Total Team			8	2	38	48

Team	Opponent Errors & Team Faults	9	1

Legend:									
Rk	Rank	Succ	Successes	Cont	Continues	Succ %	Success %	Avg	Average per set


Match No 41  
Start Time: 17:30


IRI vs FIN  
2 vs 0


Spectators:

Team	Sets	1	2	3	4	5	Total
IRI	2	25	25	0			50
FIN	0	20	7	0			27
	Minutes	21	15				36

## IRI - Islamic Republic of Iran

Non-Scoring Diggers		Rk	No	Name	Exc	Faults	Cont	Total	Avg
	1	2	RAHIMI Mohammadreza	12	1	2	15	6.00	
	2	8	EIMERI Jalil	10	1	-	11	5.00	
	3	5	SOLEIMANI Majid	6	-	3	9	3.00	
	4	6	GOLKAR AZGHANDI Ali	3	-	-	3	1.50	
	5	10	FIROUZI Parviz	1	2	2	5	0.50	
		12	BEHRAVAN Hojat	1	1	-	2	0.50	
		11	SALAVATIAN Aliakbar	1	-	1	2	0.50	
		7	ASHOURI Farshid	1	-	-	1	0.50	
	9	3	PEIDAYESH Reza	-	1	1	2	0.00	
		1	ESHAGHI Ali	-	-	-	-		
		4	KASHFIA Ali	-	-	-	-		
		9	ZIRAH I Isa	-	-	-	-		
Total Team				35	6	9	50	17.50	

Non-Scoring Setters		Rk	No	Name	Exc	Faults	Cont	Total	Avg
	1	6	GOLKAR AZGHANDI Ali	7	-	8	15	3.50	
	2	5	SOLEIMANI Majid	6	-	3	9	3.00	
	3	2	RAHIMI Mohammadreza	2	-	7	9	1.00	
	4	11	SALAVATIAN Aliakbar	1	-	3	4	0.50	
		8	EIMERI Jalil	1	-	1	2	0.50	
	6	3	PEIDAYESH Reza	-	-	5	5	0.00	
		10	FIROUZI Parviz	-	-	4	4	0.00	
		7	ASHOURI Farshid	-	-	-	-		
		12	BEHRAVAN Hojat	-	-	-	-		
		1	ESHAGHI Ali	-	-	-	-		
		4	KASHFIA Ali	-	-	-	-		
		9	ZIRAH I Isa	-	-	-	-		
Total Team				17	-	31	48	8.50	

Non-Scoring Receivers		Rk	No	Name	Exc	Faults	Cont	Total	Eff %
	1	2	RAHIMI Mohammadreza	9	-	-	9	100.0	
		7	ASHOURI Farshid	3	-	-	3		
		8	EIMERI Jalil	3	-	-	3		
		10	FIROUZI Parviz	3	-	-	3		
		11	SALAVATIAN Aliakbar	3	-	-	3		
		5	SOLEIMANI Majid	2	-	-	2		
		12	BEHRAVAN Hojat	1	-	-	1		
		6	GOLKAR AZGHANDI Ali	1	-	-	1		
		1	ESHAGHI Ali	-	-	-	-		
		4	KASHFIA Ali	-	-	-	-		
		3	PEIDAYESH Reza	-	-	-	-		
		9	ZIRAH I Isa	-	-	-	-		
Total Team				25	-	-	25	100.0	

Limit

25.00%

Legend:									
Rk	Rank	Exc	Excellent	Cont	Continues	Eff %	Efficiency %	Avg	Average per set

PROVISIONAL



Match No 41  
Start Time: 17:30


IRI vs FIN  
2 vs 0

Spectators:

Team	Sets	1	2	3	4	5	Total
IRI	2	25	25	0			50
FIN	0	20	7	0			27
	Minutes	21	15				36

## FIN · Finland

Scoring Attackers		Rk	No	Name	Succ	Faults	Cont	Total	Succ %
	1	11	VENAELAEINEN Olavi	3	3	4	10	30.00	
	2	8	MELANEN Lauri	4	4	10	18	22.22	
		4	LAINNE Jukka	2	-	7	9		
		10	PULLI Matti	-	2	7	9		
		2	HAENNINEN Keijo	1	2	2	5		
		6	KAPIAINEN Petri	2	1	2	5		
		1	PYNNOENEN Allan	1	2	2	5		
		9	TUOMINEN Veli-Matti	1	1	2	4		
		12	VISTBACKA Aulis	-	1	-	1		
		3	HEINO Jari	-	-	-	-		
		7	TERVO Sami	-	-	-	-		
	Limit 15.00%	Total Team			14	16	36	66	21.21

Scoring Blockers		Rk	No	Name	Succ	Faults	Cont	Total	Avg
	1	10	PULLI Matti	1	5	3	9	0.50	
		4	LAINNE Jukka	1	2	2	5	0.50	
		8	MELANEN Lauri	1	2	2	5	0.50	
		9	TUOMINEN Veli-Matti	1	2	2	5	0.50	
		11	VENAELAEINEN Olavi	1	1	2	4	0.50	
	6	2	HAENNINEN Keijo	-	3	2	5	0.00	
		1	PYNNOENEN Allan	-	2	1	3	0.00	
		7	TERVO Sami	-	1	-	1	0.00	
		3	HEINO Jari	-	-	-	-		
		6	KAPIAINEN Petri	-	-	-	-		
		12	VISTBACKA Aulis	-	-	-	-		
	Total Team			5	18	14	37	2.50	

Scoring Servers		Rk	No	Name	Succ	Faults	Cont	Total	Avg
	1	4	LAINNE Jukka	-	-	6	6	0.00	
		11	VENAELAEINEN Olavi	-	-	6	6	0.00	
		10	PULLI Matti	-	1	3	4	0.00	
		6	KAPIAINEN Petri	-	-	3	3	0.00	
		9	TUOMINEN Veli-Matti	-	-	3	3	0.00	
		2	HAENNINEN Keijo	-	-	2	2	0.00	
		8	MELANEN Lauri	-	-	2	2	0.00	
		1	PYNNOENEN Allan	-	1	1	2	0.00	
		3	HEINO Jari	-	-	-	-		
		7	TERVO Sami	-	-	-	-		
		12	VISTBACKA Aulis	-	-	-	-		
	Total Team			-	2	26	28	0.00	

Team	Opponent Errors & Team Faults	8	3
------	-------------------------------	---	---

Legend:									
Rk	Rank	Succ	Successes	Cont	Continues	Succ %	Success %	Avg	Average per set

Match No 41  
Start Time: 17:30


IRI vs FIN  
2 vs 0


Spectators:

Team	Sets	1	2	3	4	5	Total
IRI	2	25	25	0			50
FIN	0	20	7	0			27
	Minutes	21	15				36

## FIN - Finland

Non-Scoring Diggers		Rk	No	Name	Exc	Faults	Cont	Total	Avg
		1	4	LAINE Jukka	6	1	1	8	3.00
		2	8	MELANEN Lauri	5	-	1	6	2.50
		3	9	TUOMINEN Veli-Matti	4	2	-	6	2.00
		4	10	PULLI Matti	3	-	3	6	1.50
		3		HEINO Jari	3	1	1	5	1.50
		11		VENAELAEINEN Olavi	3	-	2	5	1.50
		6		KAPIAINEN Petri	3	1	-	4	1.50
		8	2	HAENNINEN Keijo	-	1	1	2	0.00
		1		PYNNOENEN Allan	-	-	-	-	-
		7		TERVO Sami	-	-	-	-	-
		12		VISTBACKA Aulis	-	-	-	-	-
	Total Team					27	6	9	42

Non-Scoring Setters		Rk	No	Name	Exc	Faults	Cont	Total	Avg
		1	4	LAINE Jukka	6	1	6	13	3.00
		2	10	PULLI Matti	4	-	17	21	2.00
		3	3	HEINO Jari	1	-	2	3	0.50
		1		PYNNOENEN Allan	1	-	-	1	0.50
		5	6	KAPIAINEN Petri	-	-	4	4	0.00
		11		VENAELAEINEN Olavi	-	-	4	4	0.00
		8		MELANEN Lauri	-	-	2	2	0.00
		2		HAENNINEN Keijo	-	-	1	1	0.00
		12		VISTBACKA Aulis	-	-	1	1	0.00
		7		TERVO Sami	-	-	-	-	-
	9		TUOMINEN Veli-Matti	-	-	-	-	-	
Total Team					12	1	37	50	6.00

Non-Scoring Receivers		Rk	No	Name	Exc	Faults	Cont	Total	Eff %
		1	3	HEINO Jari	11	2	4	17	52.94
		4		LAINE Jukka	5	1	2	8	
		11		VENAELAEINEN Olavi	8	-	-	8	
		6		KAPIAINEN Petri	1	-	1	2	
		8		MELANEN Lauri	1	-	1	2	
		10		PULLI Matti	2	-	-	2	
		12		VISTBACKA Aulis	2	-	-	2	
		1		PYNNOENEN Allan	-	1	-	1	
		2		HAENNINEN Keijo	-	-	-	-	
		7		TERVO Sami	-	-	-	-	
	9		TUOMINEN Veli-Matti	-	-	-	-		
Total Team					30	4	8	42	61.90

Limit  
25.00%

Legend:									
Rk	Rank	Exc	Excellent	Cont	Continues	Eff %	Efficiency %	Avg	Average per set

PROVISIONAL

PRNVS0000017F.00073 00102718:40V010



Match No: 41  
Start Time: 17:30

IRI vs FIN  
3 vs 0

Spectators: 1480

Team	Sets	1	2	3	Total
IRI	3	25	25	25	75
FIN	0	20	7	22	49
	Minutes	21	15	23	59

Referees: ANDERSSON Mats (SWE) & HELAC Senad (BIH)

IRI Islamic Republic of Iran							FIN Finland								
No	Name	1	2	3	4	5	Pts	No	Name	1	2	3	4	5	Pts
1	ESHAGHI Ali							1	PYNNOENEN Allan	■					1
2	RAHIMI Mohammadreza	■	■	■			1	2	HAENNINEN Keijo		■				1
3	PEIDAYESH Reza		■	■			11	3	L HEINO Jari	L	L	L			
4	KASHFIA Ali							4	4	L AINE Jukka	■	■	■		4
5	SOLEIMANI Majid	■	■	■			11	6	KAPIAINEN Petri		■				4
6	GOLKAR AZGHANDI Ali	■	■	■			9	7	TERVO Sami						
7	L ASHOURI Farshid	L	L	L				8	MELANEN Lauri	■		■			9
8	EIMERI Jalil	■	■				3	9	TUOMINEN Veli-Matti	■	■	■			4
9	ZIRAH I Isa							10	PULLI Matti	■	■	■			3
10	FIROUZI Parviz	■	■	■			18	11	VENAELAEINEN Olavi	■	■	■			8
11	SALAVATIAN Aliakbar	■					2	12	VISTBACKA Aulis			■			3
12	BEHRAVAN Hojat			■			9								
<b>Head Coach:</b> REZAEIGARKANI Hadi							<b>Head Coach:</b> VARE Timo								
<b>Assistant:</b> DAVALLOO Abdol Jabbar							<b>Assistant:</b> PULLI Ossi								

## TEAM AND PLAYER PERFORMANCES

Won	Total Atts	No	Name	Scoring Skills	Won	Total Atts	No	Name
39	99	<b>Total Team</b>		<b>Attack</b>	24	106	<b>Total Team</b>	
11	23	10	FIROUZI Parviz		7	28	8	MELANEN Lauri
9	14	12	BEHRAVAN Hojat		5	17	11	VENAELAEINEN Olavi
7	14	3	PEIDAYESH Reza		3	15	4	L AINE Jukka
17	58	<b>Total Team</b>		<b>Block</b>	11	64	<b>Total Team</b>	
6	8	10	FIROUZI Parviz		3	9	11	VENAELAEINEN Olavi
4	15	5	SOLEIMANI Majid		2	9	8	MELANEN Lauri
3	6	3	PEIDAYESH Reza		2	14	10	PULLI Matti
8	73	<b>Total Team</b>		<b>Serve</b>	2	50	<b>Total Team</b>	
5	17	5	SOLEIMANI Majid		1	9	9	TUOMINEN Veli-Matti
1	11	3	PEIDAYESH Reza		1	4	12	VISTBACKA Aulis
1	9	10	FIROUZI Parviz					
11		<b>Total Team</b>		<b>Opp Error</b>	12		<b>Total Team</b>	
75	230	<b>Total Team</b>			49	220	<b>Total Team</b>	
18	18	10	FIROUZI Parviz		<b>Best Scorer</b>	9	9	8

### Legend:

■ Starting line-up      □ Substitute      nn Team Captain      L Substitute libero  
 Pts Points scored      L Libero Player      Opp Opponent      Atts Attempts

PRNVS00000180.00083 00102718:44V010


Match No 41  
Start Time: 17:30


IRI vs FIN  
3 vs 0

Spectators: 1480

Team	Sets	1	2	3	Total
IRI	3	25	25	25	75
FIN	0	20	7	22	49
	Minutes	21	15	23	59

## IRI - Islamic Republic of Iran

Scoring Attackers		Rk	No	Name	Succ	Faults	Cont	Total	Succ %
	1	10	FIROUZI Parviz	11	7	5	23	47.83	
	2	6	GOLKAR AZGHANDI Ali	7	4	6	17	41.18	
	12	BEHRAVAN Hojat	9	1	4	14			
	3	PEIDAYESH Reza	7	-	7	14			
	5	SOLEIMANI Majid	2	3	9	14			
	8	EIMERI Jalil	2	1	6	9			
	2	RAHIMI Mohammadreza	1	1	4	6			
	11	SALAVATIAN Aliakbar	-	1	1	2			
	7	ASHOURI Farshid	-	-	-	-			
	1	ESHAGHI Ali	-	-	-	-			
	4	KASHFIA Ali	-	-	-	-			
	9	ZIRAH I Isa	-	-	-	-			
	Limit	15.00%							
Total Team				39	18	42	99	39.39	

Scoring Blockers		Rk	No	Name	Succ	Faults	Cont	Total	Avg
	1	10	FIROUZI Parviz	6	2	-	8	2.00	
	2	5	SOLEIMANI Majid	4	2	9	15	1.33	
	3	3	PEIDAYESH Reza	3	3	-	6	1.00	
	4	6	GOLKAR AZGHANDI Ali	2	4	6	12	0.67	
	5	8	EIMERI Jalil	1	1	2	4	0.33	
	11	SALAVATIAN Aliakbar	1	-	2	3	0.33		
	7	2	RAHIMI Mohammadreza	-	-	6	6	0.00	
	12	BEHRAVAN Hojat	-	1	3	4	0.00		
	7	ASHOURI Farshid	-	-	-	-			
	1	ESHAGHI Ali	-	-	-	-			
	4	KASHFIA Ali	-	-	-	-			
	9	ZIRAH I Isa	-	-	-	-			
	Total Team				17	13	28	58	5.67

Scoring Servers		Rk	No	Name	Succ	Faults	Cont	Total	Avg
	1	5	SOLEIMANI Majid	5	2	10	17	1.67	
	2	3	PEIDAYESH Reza	1	-	10	11	0.33	
	10	FIROUZI Parviz	1	-	8	9	0.33		
	11	SALAVATIAN Aliakbar	1	-	7	8	0.33		
	5	2	RAHIMI Mohammadreza	-	-	11	11	0.00	
	8	EIMERI Jalil	-	-	7	7	0.00		
	12	BEHRAVAN Hojat	-	-	5	5	0.00		
	6	GOLKAR AZGHANDI Ali	-	1	4	5	0.00		
	7	ASHOURI Farshid	-	-	-	-			
	1	ESHAGHI Ali	-	-	-	-			
	4	KASHFIA Ali	-	-	-	-			
	9	ZIRAH I Isa	-	-	-	-			
	Total Team				8	3	62	73	2.67

Team	Opponent Errors & Team Faults	11	3

Legend:									
Rk	Rank	Succ	Successes	Cont	Continues	Succ %	Success %	Avg	Average per set


Match No 41  
Start Time: 17:30


IRI vs FIN  
3 vs 0


Spectators: 1480

Team	Sets	1	2	3	Total
IRI	3	25	25	25	75
FIN	0	20	7	22	49
	Minutes	21	15	23	59

## IRI - Islamic Republic of Iran

Non-Scoring Diggers		Rk	No	Name	Exc	Faults	Cont	Total	Avg
		1	2	RAHIMI Mohammadreza	13	3	4	20	4.33
		2	8	EIMERI Jalil	10	1	-	11	3.33
		3	5	SOLEIMANI Majid	9	-	3	12	3.00
			6	GOLKAR AZGHANDI Ali	9	1	-	10	3.00
		5	10	FIROUZI Parviz	6	2	2	10	2.00
		6	12	BEHRAVAN Hojat	4	2	2	8	1.33
		7	7	ASHOURI Farshid	2	1	-	3	0.67
		8	3	PEIDAYESH Reza	1	2	1	4	0.33
		11		SALAVATIAN Aliakbar	1	-	1	2	0.33
		1		ESHAGHI Ali	-	-	-	-	-
		4		KASHFIA Ali	-	-	-	-	-
	9		ZIRAH I Isa	-	-	-	-	-	
Total Team					55	12	13	80	18.33

Non-Scoring Setters		Rk	No	Name	Exc	Faults	Cont	Total	Avg
		1	6	GOLKAR AZGHANDI Ali	15	-	12	27	5.00
		2	2	RAHIMI Mohammadreza	9	-	14	23	3.00
		3	5	SOLEIMANI Majid	7	-	5	12	2.33
		4	3	PEIDAYESH Reza	3	-	2	5	1.00
		5	10	FIROUZI Parviz	1	-	4	5	0.33
		11		SALAVATIAN Aliakbar	1	-	4	5	0.33
		12		BEHRAVAN Hojat	1	-	2	3	0.33
		8		EIMERI Jalil	1	-	1	2	0.33
		7		ASHOURI Farshid	-	-	-	-	-
		1		ESHAGHI Ali	-	-	-	-	-
		4		KASHFIA Ali	-	-	-	-	-
	9		ZIRAH I Isa	-	-	-	-	-	
Total Team					38	-	44	82	12.67

Non-Scoring Receivers		Rk	No	Name	Exc	Faults	Cont	Total	Eff %
		1	2	RAHIMI Mohammadreza	14	-	-	14	100.0
			10	FIROUZI Parviz	8	-	-	8	-
			5	SOLEIMANI Majid	7	-	-	7	-
			12	BEHRAVAN Hojat	6	-	-	6	-
			7	ASHOURI Farshid	5	-	-	5	-
			8	EIMERI Jalil	3	-	-	3	-
			11	SALAVATIAN Aliakbar	3	-	-	3	-
			6	GOLKAR AZGHANDI Ali	1	-	-	1	-
			1	ESHAGHI Ali	-	-	-	-	-
			4	KASHFIA Ali	-	-	-	-	-
			3	PEIDAYESH Reza	-	-	-	-	-
		9	ZIRAH I Isa	-	-	-	-	-	
Total Team					47	-	-	47	100.0

Limit

25.00%

Legend:

Rk Rank Exc Excellent Cont Continues Eff % Efficiency % Avg Average per set


Match No 41  
Start Time: 17:30


IRI vs FIN  
3 vs 0


Spectators: 1480

Team	Sets	1	2	3	Total
IRI	3	25	25	25	75
FIN	0	20	7	22	49
	Minutes	21	15	23	59

## FIN - Finland

Scoring Attackers		Rk	No	Name	Succ	Faults	Cont	Total	Succ %
	1	11	VENAELAEINEN Olavi	5	4	8	17	29.41	
	2	8	MELANEN Lauri	7	5	16	28	25.00	
	4	4	LAINEN Jukka	3	-	12	15		
	10	10	PULLI Matti	1	3	9	13		
	9	9	TUOMINEN Veli-Matti	2	3	5	10		
	6	6	KAPIAINEN Petri	3	2	4	9		
	1	1	PYNNOENEN Allan	1	3	2	6		
	2	2	HAENNINEN Keijo	1	2	2	5		
	12	12	VISTBACKA Aulis	1	1	-	2		
	7	7	TERVO Sami	-	-	1	1		
	3	3	HEINO Jari	-	-	-	-		
	Limit	15.00%							
	Total Team				24	23	59	106	22.64

Scoring Blockers		Rk	No	Name	Succ	Faults	Cont	Total	Avg
	1	11	VENAELAEINEN Olavi	3	2	4	9	1.00	
	2	10	PULLI Matti	2	8	4	14	0.67	
	8	8	MELANEN Lauri	2	4	3	9	0.67	
	4	4	LAINEN Jukka	1	4	3	8	0.33	
	9	9	TUOMINEN Veli-Matti	1	3	4	8	0.33	
	12	12	VISTBACKA Aulis	1	-	3	4	0.33	
	6	6	KAPIAINEN Petri	1	-	1	2	0.33	
	8	2	HAENNINEN Keijo	-	3	2	5	0.00	
	1	1	PYNNOENEN Allan	-	2	1	3	0.00	
	7	7	TERVO Sami	-	2	-	2	0.00	
	3	3	HEINO Jari	-	-	-	-		
	Total Team				11	28	25	64	3.67

Scoring Servers		Rk	No	Name	Succ	Faults	Cont	Total	Avg
	1	9	TUOMINEN Veli-Matti	1	-	8	9	0.33	
	12	12	VISTBACKA Aulis	1	1	2	4	0.33	
	3	11	VENAELAEINEN Olavi	-	-	9	9	0.00	
	4	4	LAINEN Jukka	-	-	8	8	0.00	
	10	10	PULLI Matti	-	1	7	8	0.00	
	6	6	KAPIAINEN Petri	-	-	4	4	0.00	
	8	8	MELANEN Lauri	-	-	4	4	0.00	
	2	2	HAENNINEN Keijo	-	-	2	2	0.00	
	1	1	PYNNOENEN Allan	-	1	1	2	0.00	
	3	3	HEINO Jari	-	-	-	-		
	7	7	TERVO Sami	-	-	-	-		
	Total Team				2	3	45	50	0.67

Team	Opponent Errors & Team Faults	12	6

Legend:									
Rk	Rank	Succ	Successes	Cont	Continues	Succ %	Success %	Avg	Average per set


Match No 41  
Start Time: 17:30


IRI vs FIN  
3 vs 0


Spectators: 1480

Team	Sets	1	2	3	Total
IRI	3	25	25	25	75
FIN	0	20	7	22	49
	Minutes	21	15	23	59

## FIN · Finland

Non-Scoring Diggers		Rk	No	Name	Exc	Faults	Cont	Total	Avg
		1	4	LAINE Jukka	10	1	2	13	3.33
		2	11	VENAELAEINEN Olavi	9	-	4	13	3.00
		3	8	MELANEN Lauri	7	-	3	10	2.33
		4	6	KAPIAINEN Petri	5	1	-	6	1.67
		5	3	HEINO Jari	4	1	3	8	1.33
		10		PULLI Matti	4	1	3	8	1.33
		9		TUOMINEN Veli-Matti	4	4	-	8	1.33
		8	1	PYNNOENEN Allan	2	-	-	2	0.67
		9	12	VISTBACKA Aulis	-	1	2	3	0.00
		2		HAENNINEN Keijo	-	1	1	2	0.00
		7		TERVO Sami	-	-	-	-	-
	Total Team					45	10	18	73

Non-Scoring Setters		Rk	No	Name	Exc	Faults	Cont	Total	Avg
		1	4	LAINE Jukka	11	1	15	27	3.67
		2	10	PULLI Matti	7	-	27	34	2.33
		3	1	PYNNOENEN Allan	2	-	-	2	0.67
		4	3	HEINO Jari	1	-	2	3	0.33
		5	11	VENAELAEINEN Olavi	-	-	6	6	0.00
		6		KAPIAINEN Petri	-	-	4	4	0.00
		8		MELANEN Lauri	-	-	2	2	0.00
		12		VISTBACKA Aulis	-	-	2	2	0.00
		2		HAENNINEN Keijo	-	-	1	1	0.00
		9		TUOMINEN Veli-Matti	-	-	1	1	0.00
		7		TERVO Sami	-	-	-	-	-
	Total Team					21	1	60	82

Non-Scoring Receivers		Rk	No	Name	Exc	Faults	Cont	Total	Eff %
		1	3	HEINO Jari	14	2	4	20	60.00
			11	VENAELAEINEN Olavi	13	-	-	13	
			4	LAINE Jukka	7	1	3	11	
			12	VISTBACKA Aulis	7	-	1	8	
			8	MELANEN Lauri	3	-	1	4	
			1	PYNNOENEN Allan	3	1	-	4	
			10	PULLI Matti	3	-	-	3	
			6	KAPIAINEN Petri	1	-	1	2	
			2	HAENNINEN Keijo	-	-	-	-	
			7	TERVO Sami	-	-	-	-	
			9	TUOMINEN Veli-Matti	-	-	-	-	
	Total Team					51	4	10	65

Limit

25.00%

Legend:

Rk Rank      Exc Excellent      Cont Continues      Eff % Efficiency %      Avg Average per set


PRNVS00000181.00084A 00102718:47V060

## IRI · Islamic Republic of Iran

After 7 Matches

Scoring Attackers	No	Name	MP	SP	Succ	Faults	Cont	Total	Succ %
	1	ESHAGHI Ali	7	21	6	-	9	15	40.00
	2	RAHIMI Mohammadreza	7	21	14	7	30	51	27.45
	3	PEIDAYESH Reza	7	21	33	12	21	66	50.00
	4	KASHFIA Ali	7	21	8	4	15	27	29.63
	5	SOLEIMANI Majid	7	21	23	11	49	83	27.71
	6	GOLKAR AZGHANDI Ali	7	21	27	17	37	81	33.33
	7	ASHOURI Farshid	7	21	-	-	1	1	0.00
	8	EIMERI Jalil	7	21	20	3	37	60	33.33
	9	ZIRAH Iisa	7	21	19	6	8	33	57.58
	10	FIROUZI Parviz	7	21	38	25	47	110	34.55
	11	SALAVATIAN Aliakbar	7	21	10	3	20	33	30.30
	12	BEHRAVAN Hojat	7	21	39	12	31	82	47.56
Team Totals			7	21	237	100	306	643	36.86

Scoring Blockers	No	Name	MP	SP	Succ	Faults	Cont	Total	Avg
	1	ESHAGHI Ali	7	21	3	3	5	11	0.14
	2	RAHIMI Mohammadreza	7	21	2	3	21	26	0.10
	3	PEIDAYESH Reza	7	21	6	9	9	24	0.29
	4	KASHFIA Ali	7	21	2	2	7	11	0.10
	5	SOLEIMANI Majid	7	21	13	10	27	50	0.62
	6	GOLKAR AZGHANDI Ali	7	21	3	11	25	39	0.14
	7	ASHOURI Farshid	7	21	-	-	-	-	0.00
	8	EIMERI Jalil	7	21	5	9	8	22	0.24
	9	ZIRAH Iisa	7	21	4	4	6	14	0.19
	10	FIROUZI Parviz	7	21	16	9	15	40	0.76
	11	SALAVATIAN Aliakbar	7	21	7	8	14	29	0.33
	12	BEHRAVAN Hojat	7	21	7	9	15	31	0.33
Team Totals			7	21	68	77	152	297	3.24

Scoring Servers	No	Name	MP	SP	Succ	Faults	Cont	Total	Avg
	1	ESHAGHI Ali	7	21	6	1	31	38	0.29
	2	RAHIMI Mohammadreza	7	21	6	-	36	42	0.29
	3	PEIDAYESH Reza	7	21	2	-	37	39	0.10
	4	KASHFIA Ali	7	21	2	2	28	32	0.10
	5	SOLEIMANI Majid	7	21	19	4	59	82	0.90
	6	GOLKAR AZGHANDI Ali	7	21	8	3	41	52	0.38
	7	ASHOURI Farshid	7	21	-	-	-	-	0.00
	8	EIMERI Jalil	7	21	5	2	37	44	0.24
	9	ZIRAH Iisa	7	21	6	3	15	24	0.29
	10	FIROUZI Parviz	7	21	4	3	39	46	0.19
	11	SALAVATIAN Aliakbar	7	21	3	2	45	50	0.14
	12	BEHRAVAN Hojat	7	21	6	2	56	64	0.29
Team Totals			7	21	67	22	424	513	3.19

Team	Opponent Errors & Team Faults	153	37
------	-------------------------------	-----	----

<b>Legend:</b>							
Succ	Successes	Cont	Continues	Succ %	Success %	Avg	Average per set
MP	Matches Played						
SP	Team Sets Played						



## IRI · Islamic Republic of Iran

After 7 Matches

Non-Scoring Diggers	No	Name	MP	SP	Exc	Faults	Cont	Total	Avg
	1	ESHAGHI Ali	7	21	14	2	1	17	0.67
	2	RAHIMI Mohammadreza	7	21	40	9	10	59	1.90
	3	PEIDAYESH Reza	7	21	13	4	9	26	0.62
	4	KASHFIA Ali	7	21	11	2	-	13	0.52
	5	SOLEIMANI Majid	7	21	41	4	12	57	1.95
	6	GOLKAR AZGHANDI Ali	7	21	40	8	9	57	1.90
	7	ASHOURI Farshid	7	21	29	5	6	40	1.38
	8	EIMERI Jalil	7	21	44	6	8	58	2.10
	9	ZIRAH I Isa	7	21	10	2	4	16	0.48
	10	FIROUZI Parviz	7	21	27	7	10	44	1.29
	11	SALAVATIAN Aliakbar	7	21	17	1	3	21	0.81
	12	BEHRAVAN Hojat	7	21	27	5	12	44	1.29
	Team Totals		7	21	313	55	84	452	14.90

Non-Scoring Setters	No	Name	MP	SP	Exc	Faults	Cont	Total	Avg
	1	ESHAGHI Ali	7	21	16	1	12	29	0.76
	2	RAHIMI Mohammadreza	7	21	38	1	70	109	1.81
	3	PEIDAYESH Reza	7	21	4	-	6	10	0.19
	4	KASHFIA Ali	7	21	22	-	37	59	1.05
	5	SOLEIMANI Majid	7	21	19	-	35	54	0.90
	6	GOLKAR AZGHANDI Ali	7	21	40	-	54	94	1.90
	7	ASHOURI Farshid	7	21	-	-	4	4	0.00
	8	EIMERI Jalil	7	21	17	-	44	61	0.81
	9	ZIRAH I Isa	7	21	3	-	5	8	0.14
	10	FIROUZI Parviz	7	21	7	1	15	23	0.33
	11	SALAVATIAN Aliakbar	7	21	15	1	32	48	0.71
	12	BEHRAVAN Hojat	7	21	10	1	23	34	0.48
	Team Totals		7	21	191	5	337	533	9.10

Non-Scoring Receivers	No	Name	MP	SP	Exc	Faults	Cont	Total	Eff %
	1	ESHAGHI Ali	7	21	3	-	2	5	60.00
	2	RAHIMI Mohammadreza	7	21	30	-	3	33	90.91
	3	PEIDAYESH Reza	7	21	3	-	-	3	100.0
	4	KASHFIA Ali	7	21	4	-	-	4	100.0
	5	SOLEIMANI Majid	7	21	29	-	6	35	82.86
	6	GOLKAR AZGHANDI Ali	7	21	13	-	3	16	81.25
	7	ASHOURI Farshid	7	21	42	2	9	53	75.47
	8	EIMERI Jalil	7	21	20	1	1	22	86.36
	9	ZIRAH I Isa	7	21	2	-	4	6	33.33
	10	FIROUZI Parviz	7	21	34	1	7	42	78.57
	11	SALAVATIAN Aliakbar	7	21	12	-	1	13	92.31
	12	BEHRAVAN Hojat	7	21	28	1	2	31	87.10
	Team Totals		7	21	220	5	38	263	81.75

Legend:

Exc	Excellent	Cont	Continues	Exc %	Efficiency %	Avg	Average per set	MP	Matches Played
SP	Team Sets Played								

PRNVS00000182.00084A 00102718:47V060

## FIN · Finland

After 7 Matches

 Scoring Attackers	No	Name	MP	SP	Succ	Faults	Cont	Total	Succ %
	1	PYNNOENEN Allan	7	24	7	3	7	17	41.18
	2	HAENNINEN Keijo	7	24	8	5	17	30	26.67
	3	HEINO Jari	7	24	-	-	1	1	0.00
	4	LAINEN Jukka	7	24	26	6	45	77	33.77
	6	KAPIAINEN Petri	7	24	25	17	47	89	28.09
	7	TERVO Sami	7	24	1	1	3	5	20.00
	8	MELANEN Lauri	7	24	57	26	85	168	33.93
	9	TUOMINEN Veli-Matti	7	24	38	17	43	98	38.78
	10	PULLI Matti	7	24	28	15	79	122	22.95
	11	VENAELAEINEN Olavi	7	24	35	26	53	114	30.70
	12	VISTBACKA Aulis	7	24	16	8	30	54	29.63
	Team Totals			7	24	241	124	410	775

 Scoring Blockers	No	Name	MP	SP	Succ	Faults	Cont	Total	Avg
	1	PYNNOENEN Allan	7	24	1	4	2	7	0.04
	2	HAENNINEN Keijo	7	24	1	8	9	18	0.04
	3	HEINO Jari	7	24	-	-	-	-	0.00
	4	LAINEN Jukka	7	24	6	13	19	38	0.25
	6	KAPIAINEN Petri	7	24	7	2	14	23	0.29
	7	TERVO Sami	7	24	-	4	-	4	0.00
	8	MELANEN Lauri	7	24	8	16	13	37	0.33
	9	TUOMINEN Veli-Matti	7	24	11	18	29	58	0.46
	10	PULLI Matti	7	24	13	25	37	75	0.54
	11	VENAELAEINEN Olavi	7	24	10	9	19	38	0.42
	12	VISTBACKA Aulis	7	24	8	9	14	31	0.33
	Team Totals			7	24	65	108	156	329

 Scoring Servers	No	Name	MP	SP	Succ	Faults	Cont	Total	Avg
	1	PYNNOENEN Allan	7	24	1	3	5	9	0.04
	2	HAENNINEN Keijo	7	24	1	-	18	19	0.04
	3	HEINO Jari	7	24	-	-	-	-	0.00
	4	LAINEN Jukka	7	24	3	1	84	88	0.13
	6	KAPIAINEN Petri	7	24	2	2	53	57	0.08
	7	TERVO Sami	7	24	3	-	5	8	0.13
	8	MELANEN Lauri	7	24	6	1	67	74	0.25
	9	TUOMINEN Veli-Matti	7	24	9	9	65	83	0.38
	10	PULLI Matti	7	24	-	4	66	70	0.00
	11	VENAELAEINEN Olavi	7	24	2	3	55	60	0.08
	12	VISTBACKA Aulis	7	24	6	3	37	46	0.25
	Team Totals			7	24	33	26	455	514


Team	Opponent Errors & Team Faults	176	72
------	-------------------------------	-----	----

<b>Legend:</b>							
Succ	Successes	Cont	Continues	Succ %	Success %	Avg	Average per set
MP	Matches Played						
SP	Team Sets Played						

## FIN · Finland

After 7 Matches

Non-Scoring Diggers	No	Name	MP	SP	Exc	Faults	Cont	Total	Avg
	1	PYNNOENEN Allan	7	24	20	1	4	25	0.83
	2	HAENNINEN Keijo	7	24	9	6	9	24	0.38
	3	HEINO Jari	7	24	40	8	11	59	1.67
	4	LAINE Jukka	7	24	38	13	24	75	1.58
	6	KAPIAINEN Petri	7	24	22	6	9	37	0.92
	7	TERVO Sami	7	24	2	-	-	2	0.08
	8	MELANEN Lauri	7	24	25	3	12	40	1.04
	9	TUOMINEN Veli-Matti	7	24	28	14	23	65	1.17
	10	PULLI Matti	7	24	44	13	24	81	1.83
	11	VENAELAEINEN Olavi	7	24	65	19	35	119	2.71
	12	VISTBACKA Aulis	7	24	18	14	14	46	0.75
	Team Totals			7	24	311	97	165	573

Non-Scoring Setters	No	Name	MP	SP	Exc	Faults	Cont	Total	Avg
	1	PYNNOENEN Allan	7	24	4	-	5	9	0.17
	2	HAENNINEN Keijo	7	24	4	-	5	9	0.17
	3	HEINO Jari	7	24	1	-	6	7	0.04
	4	LAINE Jukka	7	24	65	4	117	186	2.71
	6	KAPIAINEN Petri	7	24	9	-	27	36	0.38
	7	TERVO Sami	7	24	1	-	-	1	0.04
	8	MELANEN Lauri	7	24	7	1	29	37	0.29
	9	TUOMINEN Veli-Matti	7	24	-	1	12	13	0.00
	10	PULLI Matti	7	24	77	1	164	242	3.21
	11	VENAELAEINEN Olavi	7	24	9	-	33	42	0.38
	12	VISTBACKA Aulis	7	24	3	-	8	11	0.13
	Team Totals			7	24	180	7	406	593

Non-Scoring Receivers	No	Name	MP	SP	Exc	Faults	Cont	Total	Eff %
	1	PYNNOENEN Allan	7	24	24	2	3	29	75.86
	2	HAENNINEN Keijo	7	24	7	-	2	9	77.78
	3	HEINO Jari	7	24	52	3	11	66	74.24
	4	LAINE Jukka	7	24	48	2	10	60	76.67
	6	KAPIAINEN Petri	7	24	12	1	3	16	68.75
	7	TERVO Sami	7	24	-	-	-	-	0.00
	8	MELANEN Lauri	7	24	22	-	2	24	91.67
	9	TUOMINEN Veli-Matti	7	24	28	1	5	34	79.41
	10	PULLI Matti	7	24	29	1	4	34	82.35
	11	VENAELAEINEN Olavi	7	24	67	2	2	71	91.55
	12	VISTBACKA Aulis	7	24	37	2	4	43	81.40
	Team Totals			7	24	326	14	46	386

Legend:

Exc	Excellent	Cont	Continues	Eff %	Efficiency %	Avg	Average per set	MP	Matches Played
SP	Team Sets Played								

PRNVS00000183.00073 00102720:13V010

# MEN'S SITTING SEMIFINAL MATCH RESULTS



FRI 27 OCT 2000

P2

PAVILION 3

Match No: 42  
Start Time: 19:00

BIH vs EGY  
3 vs 0

Spectators: 1500

Team	Sets	1	2	3	Total
BIH	3	25	25	26	76
EGY	0	15	17	24	56
	Minutes	17	20	26	63

Referees: FELDSHTEYN Viktor (UKR) & PROBST Anton (GER)

BIH - Bosnia & Herzegovina							EGY - Egypt								
No	Name	1	2	3	4	5	Pts	No	Name	1	2	3	4	5	Pts
1	GODINJAK Ismet	■	■	■			6	1	ELSHAWIKH Hesham	■	■	■			5
2	MANKO Adnan	■	■	■			4	2	AWED Tamer						
3	NUHANOVIC Sevko							3	HASSAN Yasser	■	■	■			9
4	IBRAKOVIC Edin							4	ABD ALLA Ashraf	□	□	□			2
5	MEDIC Asim	■	■	■			12	5	EL BAHAEY Taher	■	■	■			3
6	CAUSEVIC Fikret							7	HASSANEIN Salah						
7	MAHMIC Zikret	■	■	■			11	8	L ABD ELLATIF Abd Elnabi	L	L	L			
8	HAMZIC Dzevad	■	■	■			11	9	HUSSEIN Mohamed	■	■	■			9
9	L SALKIC Nedžad	L	L	L				10	HASSAN Adel	■	■	■			3
10	CISIJA Abid							11	ELHELBAWI Rezek						
11	DELALIC Sabahudin	■	■	■			6	12	ABD ELYAZID Mohamed	■	■	■			11
12	ALIC Nevzet														
<b>Head Coach:</b> HRUSTEMOVIC Mirza							<b>Head Coach:</b> DARWISH Mansour								
<b>Assistant:</b> COLIC Mehmed							<b>Assistant:</b> SALAMA Mohamed								

## TEAM AND PLAYER PERFORMANCES

Won	Total Atts	No	Name	Scoring Skills	Won	Total Atts	No	Name
37	113	Total Team		Attack	34	125	Total Team	
10	25	7	MAHMIC Zikret		10	28	12	ABD ELYAZID Mohamed
9	29	5	MEDIC Asim		9	30	9	HUSSEIN Mohamed
8	20	8	HAMZIC Dzevad		5	21	1	ELSHAWIKH Hesham
12	63	Total Team		Block	6	57	Total Team	
3	12	8	HAMZIC Dzevad		4	6	3	HASSAN Yasser
3	14	11	DELALIC Sabahudin		2	4	4	ABD ALLA Ashraf
2	10	2	MANKO Adnan	Serve	2	58	Total Team	
1	74	Total Team			1	7	3	HASSAN Yasser
1	13	5	MEDIC Asim		1	13	12	ABD ELYAZID Mohamed
26		Total Team		Opp Error	14		Total Team	
76	250	Total Team			Total	56	240	Total Team
12	12	5	MEDIC Asim	Best Scorer	11	11	12	ABD ELYAZID Mohamed

### Legend:

■ Starting line-up      □ Substitute      nn Team Captain      L Substitute libero  
 Pts Points scored      L Libero Player      Opp Opponent      Atts Attempts

PRNVS00000184.00083 00102720:20V010


Match No 42  
Start Time: 19:00


BIH vs EGY  
3 0

Spectators: 1500

Team	Sets	1	2	3	Total
BIH	3	25	25	26	76
EGY	0	15	17	24	56
	Minutes	17	20	26	63

## BIH · Bosnia & Herzegovina

Scoring Attackers		Rk	No	Name	Succ	Faults	Cont	Total	Succ %
	1	7	MAHMIC Zikret	10	2	13	25	40.00	
		8	HAMZIC Dzevad	8	2	10	20	40.00	
	3	5	MEDIC Asim	9	2	18	29	31.03	
		1	GODINJAK Ismet	5	4	5	14		
		2	MANKO Adnan	2	2	9	13		
		11	DELALIC Sabahudin	3	-	9	12		
		12	ALIC Nevzet	-	-	-	-		
		6	CAUSEVIC Fikret	-	-	-	-		
		10	CISIJA Abid	-	-	-	-		
		4	IBRAKOVIC Edin	-	-	-	-		
		3	NUHANOVIC Sevko	-	-	-	-		
		9	SALKIC Nedzad	-	-	-	-		
	Limit 15.00%	Total Team			37	12	64	113	32.74

Scoring Blockers		Rk	No	Name	Succ	Faults	Cont	Total	Avg
	1	11	DELALIC Sabahudin	3	4	7	14	1.00	
		8	HAMZIC Dzevad	3	4	5	12	1.00	
	3	5	MEDIC Asim	2	5	6	13	0.67	
		2	MANKO Adnan	2	4	4	10	0.67	
	5	7	MAHMIC Zikret	1	4	3	8	0.33	
		1	GODINJAK Ismet	1	3	2	6	0.33	
		12	ALIC Nevzet	-	-	-	-		
		6	CAUSEVIC Fikret	-	-	-	-		
		10	CISIJA Abid	-	-	-	-		
		4	IBRAKOVIC Edin	-	-	-	-		
		3	NUHANOVIC Sevko	-	-	-	-		
	9	SALKIC Nedzad	-	-	-	-			
Total Team			12	24	27	63	4.00		

Scoring Servers		Rk	No	Name	Succ	Faults	Cont	Total	Avg
	1	5	MEDIC Asim	1	-	12	13	0.33	
	2	8	HAMZIC Dzevad	-	1	17	18	0.00	
		11	DELALIC Sabahudin	-	-	13	13	0.00	
		2	MANKO Adnan	-	-	13	13	0.00	
		1	GODINJAK Ismet	-	1	11	12	0.00	
		7	MAHMIC Zikret	-	2	3	5	0.00	
		12	ALIC Nevzet	-	-	-	-		
		6	CAUSEVIC Fikret	-	-	-	-		
		10	CISIJA Abid	-	-	-	-		
		4	IBRAKOVIC Edin	-	-	-	-		
		3	NUHANOVIC Sevko	-	-	-	-		
		9	SALKIC Nedzad	-	-	-	-		
	Total Team			1	4	69	74	0.33	

Team	Opponent Errors & Team Faults	26	8
------	-------------------------------	----	---

Legend:									
Rk	Rank	Succ	Successes	Cont	Continues	Succ %	Success %	Avg	Average per set



Match No 42  
Start Time: 19:00


BIH vs EGY  
3 0


Spectators: 1500

Team	Sets	1	2	3	Total
BIH	3	25	25	26	76
EGY	0	15	17	24	56
	Minutes	17	20	26	63

## BIH · Bosnia & Herzegovina

Non-Scoring Diggers		Rk	No	Name	Exc	Faults	Cont	Total	Avg
	1	9	SALKIC Nedzad	13	-	2	15	4.33	
		11	DELALIC Sabahudin	13	-	-	13	4.33	
	3	2	MANKO Adnan	11	3	-	14	3.67	
	4	5	MEDIC Asim	10	2	2	14	3.33	
	5	7	MAHMIC Zikret	7	1	3	11	2.33	
		1	GODINJAK Ismet	7	-	3	10	2.33	
	7	8	HAMZIC Dzevad	5	-	-	5	1.67	
		12	ALIC Nevzet	-	-	-	-	-	
		6	CAUSEVIC Fikret	-	-	-	-	-	
		10	CISIJA Abid	-	-	-	-	-	
		4	IBRAKOVIC Edin	-	-	-	-	-	
		3	NUHANOVIC Sevko	-	-	-	-	-	
	Total Team				66	6	10	82	22.00

Non-Scoring Setters		Rk	No	Name	Exc	Faults	Cont	Total	Avg
	1	11	DELALIC Sabahudin	12	-	30	42	4.00	
		2	MANKO Adnan	12	1	16	29	4.00	
	3	5	MEDIC Asim	2	-	5	7	0.67	
		8	HAMZIC Dzevad	2	1	2	5	0.67	
	5	1	GODINJAK Ismet	1	-	8	9	0.33	
		7	MAHMIC Zikret	1	-	3	4	0.33	
		12	ALIC Nevzet	-	-	-	-	-	
		6	CAUSEVIC Fikret	-	-	-	-	-	
		10	CISIJA Abid	-	-	-	-	-	
		4	IBRAKOVIC Edin	-	-	-	-	-	
	3	NUHANOVIC Sevko	-	-	-	-	-		
	9	SALKIC Nedzad	-	-	-	-	-		
Total Team				30	2	64	96	10.00	

Non-Scoring Receivers		Rk	No	Name	Exc	Faults	Cont	Total	Eff %
	1	2	MANKO Adnan	11	-	2	13	84.62	
		9	SALKIC Nedzad	8	-	3	11	-	
		1	GODINJAK Ismet	9	-	1	10	-	
		11	DELALIC Sabahudin	7	-	1	8	-	
		7	MAHMIC Zikret	3	-	2	5	-	
		5	MEDIC Asim	3	-	-	3	-	
		12	ALIC Nevzet	-	-	-	-	-	
		6	CAUSEVIC Fikret	-	-	-	-	-	
		10	CISIJA Abid	-	-	-	-	-	
		8	HAMZIC Dzevad	-	-	-	-	-	
		4	IBRAKOVIC Edin	-	-	-	-	-	
		3	NUHANOVIC Sevko	-	-	-	-	-	
	Total Team				41	-	9	50	82.00

Limit

25.00%

Legend:

Rk Rank      Exc Excellent      Cont Continues      Eff % Efficiency %      Avg Average per set


Match No 42  
Start Time: 19:00


BIH vs EGY  
3 0


Spectators: 1500

Team	Sets	1	2	3	Total
BIH	3	25	25	26	76
EGY	0	15	17	24	56
	Minutes	17	20	26	63

## EGY - Egypt

Scoring Attackers		Rk	No	Name	Succ	Faults	Cont	Total	Succ %
	1	12	ABD ELYAZID Mohamed	10	4	14	28	35.71	
	2	9	HUSSEIN Mohamed	9	7	14	30	30.00	
	3	1	ELSHAWIKH Hesham	5	6	10	21	23.81	
	3		HASSAN Yasser	4	4	9	17		
	5		EL BAHAEY Taher	3	1	8	12		
	10		HASSAN Adel	3	3	4	10		
	4		ABD ALLA Ashraf	-	2	4	6		
	8		ABD ELLATIF Abd Elnabi	-	1	-	1		
	2		AWED Tamer	-	-	-	-		
	11		ELHELBAWI Rezek	-	-	-	-		
	7		HASSANEIN Salah	-	-	-	-		
	Limit 15.00%		Total Team			34	28	63	125

Scoring Blockers		Rk	No	Name	Succ	Faults	Cont	Total	Avg
	1	3	HASSAN Yasser	4	2	-	6	1.33	
	2	4	ABD ALLA Ashraf	2	-	2	4	0.67	
	3	12	ABD ELYAZID Mohamed	-	8	5	13	0.00	
	1		ELSHAWIKH Hesham	-	6	7	13	0.00	
	5		EL BAHAEY Taher	-	4	4	8	0.00	
	9		HUSSEIN Mohamed	-	3	4	7	0.00	
	10		HASSAN Adel	-	2	4	6	0.00	
	8		ABD ELLATIF Abd Elnabi	-	-	-	-		
	2		AWED Tamer	-	-	-	-		
	11		ELHELBAWI Rezek	-	-	-	-		
	7		HASSANEIN Salah	-	-	-	-		
			Total Team			6	25	26	57

Scoring Servers		Rk	No	Name	Succ	Faults	Cont	Total	Avg
	1	12	ABD ELYAZID Mohamed	1	-	12	13	0.33	
	3		HASSAN Yasser	1	1	5	7	0.33	
	3	9	HUSSEIN Mohamed	-	-	10	10	0.00	
	5		EL BAHAEY Taher	-	-	9	9	0.00	
	1		ELSHAWIKH Hesham	-	1	8	9	0.00	
	10		HASSAN Adel	-	1	6	7	0.00	
	4		ABD ALLA Ashraf	-	1	2	3	0.00	
	8		ABD ELLATIF Abd Elnabi	-	-	-	-		
	2		AWED Tamer	-	-	-	-		
	11		ELHELBAWI Rezek	-	-	-	-		
	7		HASSANEIN Salah	-	-	-	-		
			Total Team			2	4	52	58

Team	Opponent Errors & Team Faults	14	9
------	-------------------------------	----	---

Legend:									
Rk	Rank	Succ	Successes	Cont	Continues	Succ %	Success %	Avg	Average per set


Match No 42  
Start Time: 19:00


BIH vs EGY  
3 0


Spectators: 1500

Team	Sets	1	2	3	Total
BIH	3	25	25	26	76
EGY	0	15	17	24	56
	Minutes	17	20	26	63

## EGY - Egypt

Non-Scoring Diggers		Rk	No	Name	Exc	Faults	Cont	Total	Avg
	1	8	ABD ELLATIF Abd Elnabi	11	-	3	14	3.67	
	2	3	HASSAN Yasser	10	1	2	13	3.33	
		1	ELSHAWIKH Hesham	10	-	2	12	3.33	
	4	5	EL BAHAEY Taher	9	4	4	17	3.00	
	5	9	HUSSEIN Mohamed	6	-	3	9	2.00	
	6	10	HASSAN Adel	5	2	1	8	1.67	
	7	12	ABD ELYAZID Mohamed	2	-	2	4	0.67	
	8	4	ABD ALLA Ashraf	1	-	-	1	0.33	
		2	AWED Tamer	-	-	-	-	-	
		11	ELHELBAWI Rezek	-	-	-	-	-	
		7	HASSANEIN Salah	-	-	-	-	-	
Total Team				54	7	17	78	18.00	

Non-Scoring Setters		Rk	No	Name	Exc	Faults	Cont	Total	Avg
	1	5	EL BAHAEY Taher	14	-	28	42	4.67	
	2	3	HASSAN Yasser	7	2	23	32	2.33	
	3	9	HUSSEIN Mohamed	2	-	9	11	0.67	
	4	10	HASSAN Adel	1	-	6	7	0.33	
		1	ELSHAWIKH Hesham	1	-	3	4	0.33	
	6	4	ABD ALLA Ashraf	-	-	5	5	0.00	
		12	ABD ELYAZID Mohamed	-	-	5	5	0.00	
		8	ABD ELLATIF Abd Elnabi	-	-	2	2	0.00	
		2	AWED Tamer	-	-	-	-	-	
		11	ELHELBAWI Rezek	-	-	-	-	-	
		7	HASSANEIN Salah	-	-	-	-	-	
Total Team				25	2	81	108	8.33	

Non-Scoring Receivers		Rk	No	Name	Exc	Faults	Cont	Total	Eff %
	1	8	ABD ELLATIF Abd Elnabi	17	-	1	18	94.44	
	2	12	ABD ELYAZID Mohamed	21	-	2	23	91.30	
		9	HUSSEIN Mohamed	9	-	-	9	-	
		5	EL BAHAEY Taher	6	-	2	8	-	
		1	ELSHAWIKH Hesham	6	-	-	6	-	
		3	HASSAN Yasser	3	-	1	4	-	
		4	ABD ALLA Ashraf	-	1	-	1	-	
		2	AWED Tamer	-	-	-	-	-	
		11	ELHELBAWI Rezek	-	-	-	-	-	
		10	HASSAN Adel	-	-	-	-	-	
		7	HASSANEIN Salah	-	-	-	-	-	
Total Team				62	1	6	69	88.41	

Limit  
25.00%

Legend:									
Rk	Rank	Exc	Excellent	Cont	Continues	Eff %	Efficiency %	Avg	Average per set


PRNVS00000185.00084A 00102720:22V060

## BIH · Bosnia & Herzegovina

After 7 Matches

Scoring Attackers 	No	Name	MP	SP	Succ	Faults	Cont	Total	Succ %
	1	GODINJAK Ismet	7	23	50	26	53	129	38.76
	2	MANKO Adnan	7	23	24	10	59	93	25.81
	3	NUHANOVIC Sevko	7	23	10	5	7	22	45.45
	4	IBRAKOVIC Edin	7	23	18	16	32	66	27.27
	5	MEDIC Asim	7	23	37	18	78	133	27.82
	6	CAUSEVIC Fikret	7	23	14	8	9	31	45.16
	7	MAHMIC Zikret	7	23	56	30	47	133	42.11
	8	HAMZIC Dzevad	7	23	23	17	27	67	34.33
	9	SALKIC Nedzad	7	23	2	1	2	5	40.00
	10	CISIJA Abid	7	23	1	-	3	4	25.00
	11	DELALIC Sabahudin	7	23	23	13	41	77	29.87
	12	ALIC Nevzet	7	23	7	8	7	22	31.82
Team Totals		7	23	265	152	365	782	33.89	

Scoring Blockers 	No	Name	MP	SP	Succ	Faults	Cont	Total	Avg
	1	GODINJAK Ismet	7	23	3	16	20	39	0.13
	2	MANKO Adnan	7	23	15	24	37	76	0.65
	3	NUHANOVIC Sevko	7	23	2	4	3	9	0.09
	4	IBRAKOVIC Edin	7	23	6	8	18	32	0.26
	5	MEDIC Asim	7	23	12	22	25	59	0.52
	6	CAUSEVIC Fikret	7	23	-	2	6	8	0.00
	7	MAHMIC Zikret	7	23	6	16	14	36	0.26
	8	HAMZIC Dzevad	7	23	5	5	14	24	0.22
	9	SALKIC Nedzad	7	23	-	-	-	-	0.00
	10	CISIJA Abid	7	23	-	1	1	2	0.00
	11	DELALIC Sabahudin	7	23	8	27	34	69	0.35
	12	ALIC Nevzet	7	23	2	2	3	7	0.09
Team Totals		7	23	59	127	175	361	2.57	

Scoring Servers 	No	Name	MP	SP	Succ	Faults	Cont	Total	Avg
	1	GODINJAK Ismet	7	23	2	2	47	51	0.09
	2	MANKO Adnan	7	23	5	6	62	73	0.22
	3	NUHANOVIC Sevko	7	23	2	1	18	21	0.09
	4	IBRAKOVIC Edin	7	23	1	1	56	58	0.04
	5	MEDIC Asim	7	23	8	4	66	78	0.35
	6	CAUSEVIC Fikret	7	23	3	3	18	24	0.13
	7	MAHMIC Zikret	7	23	9	10	45	64	0.39
	8	HAMZIC Dzevad	7	23	3	2	41	46	0.13
	9	SALKIC Nedzad	7	23	-	-	-	-	0.00
	10	CISIJA Abid	7	23	1	1	7	9	0.04
	11	DELALIC Sabahudin	7	23	5	3	92	100	0.22
	12	ALIC Nevzet	7	23	-	1	10	11	0.00
Team Totals		7	23	39	34	462	535	1.70	

Team	Opponent Errors & Team Faults	181	42
------	-------------------------------	-----	----

Legend:

Succ	Successes	Cont	Continues	Succ %	Success %	Avg	Average per set	MP	Matches Played
SP	Team Sets Played								

## BIH · Bosnia & Herzegovina

After 7 Matches

Non-Scoring Diggers	No	Name	MP	SP	Exc	Faults	Cont	Total	Avg
	1	GODINJAK Ismet	7	23	36	10	18	64	1.57
	2	MANKO Adnan	7	23	51	17	16	84	2.22
	3	NUHANOVIC Sevko	7	23	-	1	1	2	0.00
	4	IBRAKOVIC Edin	7	23	5	3	4	12	0.22
	5	MEDIC Asim	7	23	48	9	19	76	2.09
	6	CAUSEVIC Fikret	7	23	6	1	4	11	0.26
	7	MAHMIC Zikret	7	23	38	9	13	60	1.65
	8	HAMZIC Dzevad	7	23	19	4	9	32	0.83
	9	SALKIC Nedzad	7	23	56	5	8	69	2.43
	10	CISIJA Abid	7	23	1	1	1	3	0.04
	11	DELALIC Sabahudin	7	23	38	7	14	59	1.65
	12	ALIC Nevzet	7	23	10	-	-	10	0.43
	Team Totals		7	23	308	67	108	483	13.39

Non-Scoring Setters	No	Name	MP	SP	Exc	Faults	Cont	Total	Avg
	1	GODINJAK Ismet	7	23	8	1	34	43	0.35
	2	MANKO Adnan	7	23	67	5	109	181	2.91
	3	NUHANOVIC Sevko	7	23	1	-	-	1	0.04
	4	IBRAKOVIC Edin	7	23	2	-	8	10	0.09
	5	MEDIC Asim	7	23	12	-	21	33	0.52
	6	CAUSEVIC Fikret	7	23	-	-	1	1	0.00
	7	MAHMIC Zikret	7	23	2	1	20	23	0.09
	8	HAMZIC Dzevad	7	23	3	1	5	9	0.13
	9	SALKIC Nedzad	7	23	-	-	10	10	0.00
	10	CISIJA Abid	7	23	9	-	10	19	0.39
	11	DELALIC Sabahudin	7	23	99	-	198	297	4.30
	12	ALIC Nevzet	7	23	3	-	1	4	0.13
	Team Totals		7	23	206	8	417	631	8.96

Non-Scoring Receivers	No	Name	MP	SP	Exc	Faults	Cont	Total	Eff %
	1	GODINJAK Ismet	7	23	36	1	5	42	83.33
	2	MANKO Adnan	7	23	50	3	12	65	72.31
	3	NUHANOVIC Sevko	7	23	-	-	-	-	0.00
	4	IBRAKOVIC Edin	7	23	4	-	-	4	100.0
	5	MEDIC Asim	7	23	20	2	8	30	60.00
	6	CAUSEVIC Fikret	7	23	12	1	6	19	57.89
	7	MAHMIC Zikret	7	23	43	1	13	57	73.68
	8	HAMZIC Dzevad	7	23	12	-	1	13	92.31
	9	SALKIC Nedzad	7	23	63	4	14	81	72.84
	10	CISIJA Abid	7	23	2	-	2	4	50.00
	11	DELALIC Sabahudin	7	23	49	-	16	65	75.38
	12	ALIC Nevzet	7	23	4	-	1	5	80.00
	Team Totals		7	23	295	12	78	385	73.51


Legend:


Exc	Excellent	Cont	Continues	Exc %	Efficiency %	Avg	Average per set	MP	Matches Played
SP	Team Sets Played								


PRNVS00000186.00084A 00102720:23V060

## EGY · Egypt

After 7 Matches

Scoring Attackers	No	Name	MP	SP	Succ	Faults	Cont	Total	Succ %
	1	ELSHAWIKH Hesham	7	21	52	20	58	130	40.00
	2	AWED Tamer	7	21	2	1	2	5	40.00
	3	HASSAN Yasser	7	21	33	20	50	103	32.04
	4	ABD ALLA Ashraf	7	21	16	10	17	43	37.21
	5	EL BAHAHEY Taher	7	21	25	5	33	63	39.68
	7	HASSANEIN Salah	7	21	1	2	-	3	33.33
	8	ABD ELLATIF Abd Elnabi	7	21	-	1	1	2	0.00
	9	HUSSEIN Mohamed	7	21	50	19	87	156	32.05
	10	HASSAN Adel	7	21	23	17	37	77	29.87
	11	ELHELBAWI Rezek	7	21	6	-	4	10	60.00
	12	ABD ELYAZID Mohamed	7	21	44	25	60	129	34.11
	Team Totals			7	21	252	120	349	721

Scoring Blockers	No	Name	MP	SP	Succ	Faults	Cont	Total	Avg
	1	ELSHAWIKH Hesham	7	21	12	22	46	80	0.57
	2	AWED Tamer	7	21	-	-	-	-	0.00
	3	HASSAN Yasser	7	21	7	23	23	53	0.33
	4	ABD ALLA Ashraf	7	21	3	1	9	13	0.14
	5	EL BAHAHEY Taher	7	21	2	11	11	24	0.10
	7	HASSANEIN Salah	7	21	-	-	-	-	0.00
	8	ABD ELLATIF Abd Elnabi	7	21	-	-	-	-	0.00
	9	HUSSEIN Mohamed	7	21	2	10	16	28	0.10
	10	HASSAN Adel	7	21	10	8	20	38	0.48
	11	ELHELBAWI Rezek	7	21	-	-	1	1	0.00
	12	ABD ELYAZID Mohamed	7	21	9	23	26	58	0.43
	Team Totals			7	21	45	98	152	295

Scoring Servers	No	Name	MP	SP	Succ	Faults	Cont	Total	Avg
	1	ELSHAWIKH Hesham	7	21	5	7	75	87	0.24
	2	AWED Tamer	7	21	1	-	14	15	0.05
	3	HASSAN Yasser	7	21	7	5	64	76	0.33
	4	ABD ALLA Ashraf	7	21	1	3	16	20	0.05
	5	EL BAHAHEY Taher	7	21	4	1	62	67	0.19
	7	HASSANEIN Salah	7	21	-	-	3	3	0.00
	8	ABD ELLATIF Abd Elnabi	7	21	-	-	-	-	0.00
	9	HUSSEIN Mohamed	7	21	2	-	68	70	0.10
	10	HASSAN Adel	7	21	2	1	67	70	0.10
	11	ELHELBAWI Rezek	7	21	-	-	-	-	0.00
	12	ABD ELYAZID Mohamed	7	21	9	4	81	94	0.43
	Team Totals			7	21	31	21	450	502

Team	Opponent Errors & Team Faults	181	44
------	-------------------------------	-----	----


Legend:


Succ	Successes	Cont	Continues	Succ %	Success %	Avg	Average per set	MP	Matches Played
SP	Team Sets Played								




## EGY - Egypt

After 7 Matches

Non-Scoring Diggers	No	Name	MP	SP	Exc	Faults	Cont	Total	Avg
	1	ELSHAWIKH Hesham	7	21	42	7	14	63	2.00
	2	AWED Tamer	7	21	9	-	1	10	0.43
	3	HASSAN Yasser	7	21	50	6	25	81	2.38
	4	ABD ALLA Ashraf	7	21	6	-	-	6	0.29
	5	EL BAHAEY Taher	7	21	39	8	30	77	1.86
	7	HASSANEIN Salah	7	21	1	1	-	2	0.05
	8	ABD ELLATIF Abd Elnabi	7	21	50	6	16	72	2.38
	9	HUSSEIN Mohamed	7	21	42	8	15	65	2.00
	10	HASSAN Adel	7	21	27	7	12	46	1.29
	11	ELHELBAWI Rezek	7	21	2	1	-	3	0.10
	12	ABD ELYAZID Mohamed	7	21	61	11	13	85	2.90
	Team Totals			7	21	329	55	126	510

Non-Scoring Setters	No	Name	MP	SP	Exc	Faults	Cont	Total	Avg
	1	ELSHAWIKH Hesham	7	21	4	-	18	22	0.19
	2	AWED Tamer	7	21	-	-	2	2	0.00
	3	HASSAN Yasser	7	21	88	2	141	231	4.19
	4	ABD ALLA Ashraf	7	21	4	-	13	17	0.19
	5	EL BAHAEY Taher	7	21	65	5	118	188	3.10
	7	HASSANEIN Salah	7	21	3	-	1	4	0.14
	8	ABD ELLATIF Abd Elnabi	7	21	6	2	9	17	0.29
	9	HUSSEIN Mohamed	7	21	17	3	50	70	0.81
	10	HASSAN Adel	7	21	5	1	16	22	0.24
	11	ELHELBAWI Rezek	7	21	-	-	-	-	0.00
	12	ABD ELYAZID Mohamed	7	21	2	-	16	18	0.10
	Team Totals			7	21	194	13	384	591

Non-Scoring Receivers	No	Name	MP	SP	Exc	Faults	Cont	Total	Eff %
	1	ELSHAWIKH Hesham	7	21	36	1	6	43	81.40
	2	AWED Tamer	7	21	2	-	-	2	100.0
	3	HASSAN Yasser	7	21	15	-	3	18	83.33
	4	ABD ALLA Ashraf	7	21	1	1	1	3	0.00
	5	EL BAHAEY Taher	7	21	29	2	5	36	75.00
	7	HASSANEIN Salah	7	21	3	-	-	3	100.0
	8	ABD ELLATIF Abd Elnabi	7	21	69	2	3	74	90.54
	9	HUSSEIN Mohamed	7	21	39	-	7	46	84.78
	10	HASSAN Adel	7	21	7	1	1	9	66.67
	11	ELHELBAWI Rezek	7	21	2	-	2	4	50.00
	12	ABD ELYAZID Mohamed	7	21	74	1	7	82	89.02
	Team Totals			7	21	277	8	35	320

Legend:

Exc	Excellent	Cont	Continues	Eff %	Efficiency %	Avg	Average per set	MP	Matches Played
SP	Team Sets Played								

PRNVS00000187.00058 00102720:32V010

Time	Match	Phase	Team	Officials
13:00	43	Classification 7-8	Libyan Arab Jamahiriya vs Hungary	LBA HUN <b>Referees</b> PROBST Anton (GER) FIBRICH Maciek (AUS) <b>Control Committee</b> SCHONSTEINER Jurgen (GER) BROUWERS Gerard (NED) <b>Scorers</b> BYRNES John (AUS) HARRISSON Sarah (AUS) <b>Linejudges</b> GILLETE Jacob (USA) NEAL Brian (AUS) RODGER Andrew (AUS) WARR Susan (AUS)
14:30	44	Classification 5-6	Netherlands vs Germany	NED GER <b>Referees</b> PLESNIK Janko (SLO) SHEHATA Mohamed (EGY) <b>Control Committee</b> KLIEN Frits (NED) KHOEINI Hossein (IRI) <b>Scorers</b> FOWLER Janet (AUS) LENTIN Kevin (AUS) <b>Linejudges</b> HUGHES Paul (USA) CLARK Lynne (AUS) SEKHAR Niranjana (AUS) BOLT Donald (AUS)
17:00	45	Bronze Medal	Finland vs Egypt	FIN EGY <b>Referees</b> CHIRCHOV Stepan (RUS) KHOEINI Hossein (IRI) <b>Control Committee</b> COUZNER Barry (AUS) LOTAN Gabriel (ISR) <b>Scorers</b> SCHIPPER Eddy (NED) MEULENKAMP Martijn (NED) <b>Linejudges</b> WILSON Elizabeth (USA) SCHULBERGS Marika (AUS) TWEEDIE Catriona (AUS) BARKER Simone (AUS)
18:30	46	Gold Medal	Islamic Republic of Iran vs Bosnia & Herzegovina	IRI BIH <b>Referees</b> SOLVANG Jan Otto (NOR) VAN DE LOO Henricus (NED) <b>Control Committee</b> WALTON Steve (GBR) ROSENTHAL Radu (ISR) <b>Scorers</b> JAMES Bronwyn (AUS) PASSFIELD Karen (AUS) <b>Linejudges</b> McINTYRE Leisa (USA) NGUYEN Phong (AUS) LONGLEY Kathryn (AUS) THINNES Roger (USA)

PRNVS00000188.00051 00102810:55V010

# MEN'S SITTING CLASSIFICATION 7-8 START LIST



SAT 28 OCT 2000

P1

PAVILION 3

Match No: 43  
Start Time: 13:00

LBA vs HUN

First Referee: PROBST Anton (GER)  
Second Referee: FIBRICH Maciek (AUS)

## Libyan Arab Jamahiriya (LBA)

No.	Name	Medical Class	Date of Birth	Tournament Totals				
				Attack	Block	Serve	Total	%
2	SALIL Ali Said	E	1 JAN 1975	12	2	3	17	13.39
3	ALMEDNENE Mousbah A M	E	15 MAY 1972	1	0	0	1	0.79
4	ELKELABE Zuhair M	E	1 JAN 1967	13	4	3	20	15.75
5	ELGHASHIR Abulgasem	E	29 NOV 1968	1	0	0	1	0.79
6	SAEID I Hashem	E	17 APR 1971	15	1	8	24	18.90
7	M SUSAEN Gama	E	16 APR 1975	0	1	0	1	0.79
8	ALAGURI Salah (C)	E	19 APR 1967	14	3	2	19	14.96
9	ABDELGADER SALEH Saleh Ibrahim	E	2 JAN 1967	13	2	3	18	14.17
10	ABUSETIN Mustafa	E	26 DEC 1968	12	2	3	17	13.39
11	EMHEMED SALEM Salem	E	1 JAN 1967	1	0	3	4	3.15
12	ZAITUNI Abdulhakim H	E	28 JAN 1969	0	1	0	1	0.79
13	MANSUR Salem	E	2 OCT 1965	2	2	0	4	3.15

Head Coach : NOUH Ramdans

Results in these Paralympic Games

Round	Opponent	Result	Set Scores	Round	Opponent	Result	Set Scores
Preliminaries B	AUS	3-2	25-18,23-25,22-25,25-19,15-12	Preliminaries B	FIN	0-3	7-25, 9-25, 4-25
Preliminaries B	EGY	0-3	9-25,12-25, 9-25	Preliminaries B	BIH	3-0	25-17,25-17,25-19
Preliminaries B	KOR	1-3	16-25,25-18,14-25,17-25	Quarterfinal	IRI	0-3	7-25, 8-25, 7-25
				Classifications 5-8	NED	0-3	11-25,13-25,11-25

## Hungary (HUN)

No.	Name	Medical Class	Date of Birth	Tournament Totals				
				Attack	Block	Serve	Total	%
1	LOCSEI Sandor	E	18 MAY 1956	11	9	2	22	7.69
2	SZIGEDI Laszlo	E	29 MAR 1967	3	1	0	4	1.40
3	SZABO Laszlo	MD	26 DEC 1968	11	1	1	13	4.55
4	GAL Janos	E	24 MAR 1954	0	1	1	2	0.70
5	PERES Janos	E	16 FEB 1959	1	2	0	3	1.05
6	KEKECS Miklos	E	30 JUL 1955	20	9	2	31	10.84
7	DOMOKOS Andras (C)	E	24 MAY 1956	7	8	6	21	7.34
8	STIRCZER Jozsef	E	17 SEP 1963	11	6	3	20	6.99
9	KOVACS Laszlo (L)	E	4 JUN 1973	0	0	0	0	0.00
10	SZECSENYI Lajos	E	28 APR 1961	5	6	3	14	4.90
14	MANYAK Attila	MD	1 DEC 1972	79	12	7	98	34.27
15	MAKAROVSKI Sandor	E	2 JUL 1966	31	24	3	58	20.28

Head Coach : BALOGH Istvan

Results in these Paralympic Games

Round	Opponent	Result	Set Scores	Round	Opponent	Result	Set Scores
Preliminaries A	USA	3-0	25-16,25- 6,25- 8	Preliminaries A	GER	0-3	21-25,19-25,22-25
Preliminaries A	JPN	3-0	25-16,25-14,27-25	Preliminaries A	IRI	0-3	15-25,18-25,15-25
Preliminaries A	NED	0-3	21-25,22-25,23-25	Quarterfinal	EGY	0-3	19-25,21-25,26-28
				Classifications 5-8	GER	0-3	22-25,22-25,21-25

### Legend:

(C) Team Captain (L) Libero Player % Percent of total team scoring  
E Eligible MD Minimal Disability

PRNVS00000189.00051 00102810:55V010

Match No: 44  
Start Time: 14:30

NED vs GER

First Referee: PLESNIK Janko (SLO)  
Second Referee: SHEHATA Mohamed (EGY)

## Netherlands (NED)

No.	Name	Medical Class	Date of Birth	Tournament Totals				
				Attack	Block	Serve	Total	%
1	TOP Pieter	E	13 FEB 1959	50	18	4	72	21.36
3	AALDERS Henk	E	24 DEC 1955	56	11	6	73	21.66
4	OONK Alfred	E	10 JAN 1964	17	12	3	32	9.50
5	VENDERBOSCH Andre (L)	E	25 MAY 1967	0	0	0	0	0.00
6	OOMEN Harry	E	25 JUL 1960	1	1	3	5	1.48
7	DURGE Ron	E	17 JAN 1964	21	6	4	31	9.20
8	TIMMERMAN Edwin	E	11 NOV 1972	25	10	1	36	10.68
9	TIBBEN Stefan	MD	21 APR 1969	19	10	1	30	8.90
10	LIJSSSEN Martin	E	25 AUG 1967	3	0	0	3	0.89
11	van der BROEK Edwin	E	28 JUL 1976	3	1	0	4	1.19
12	VERSTAPPEN Johan (C)	MD	15 APR 1970	25	12	6	43	12.76
14	REEKERS Johan	E	28 DEC 1957	5	0	3	8	2.37

Head Coach : JANSEN Kees

Results in these Paralympic Games

Round	Opponent	Result	Set Scores	Round	Opponent	Result	Set Scores
Preliminaries A	IRI	0-3	19-25,22-25,10-25	Preliminaries A	USA	3-0	25-12,25-7,25-13
Preliminaries A	GER	0-3	14-25,19-25,21-25	Preliminaries A	JPN	3-0	25-12,25-20,25-17
Preliminaries A	HUN	3-0	25-21,25-22,25-23	Quarterfinal	FIN	2-3	22-25,24-26,25-22,25-15,9-15
				Classifications 5-8	LBA	3-0	25-11,25-13,25-11

## Germany (GER)

No.	Name	Medical Class	Date of Birth	Tournament Totals				
				Attack	Block	Serve	Total	%
1	SCHIFFLER Alexander	E	20 JAN 1982	13	5	7	25	6.85
2	STETTNER Ferenc	E	14 MAY 1958	10	6	5	21	5.75
3	RENGER Thomas	E	19 AUG 1972	30	4	1	35	9.59
5	HAUSSIG Uwe	E	4 MAR 1963	5	1	4	10	2.74
6	SOICKE Siegmund	E	12 JAN 1956	6	8	4	18	4.93
7	von der TRENCK Stefan	E	19 MAR 1959	4	1	0	5	1.37
8	MIMBERG Dirk	E	1 AUG 1966	74	12	2	88	24.11
9	SCHRAPP Juergen (C)	E	27 JUL 1974	59	14	9	82	22.47
10	WISCHNEWSKI Stefan	E	19 OCT 1969	4	1	5	10	2.74
11	RICKMANN Martin	MD	15 OCT 1969	7	4	2	13	3.56
12	BARSCHE Steffen	E	23 JUN 1967	41	9	8	58	15.89

Head Coach : DE HAAN Jouke

Results in these Paralympic Games

Round	Opponent	Result	Set Scores	Round	Opponent	Result	Set Scores
Preliminaries A	JPN	3-0	25-10,25-17,25-14	Preliminaries A	HUN	3-0	25-21,25-19,25-22
Preliminaries A	NED	3-0	25-14,25-19,25-21	Preliminaries A	USA	3-0	25-3,25-15,25-9
Preliminaries A	IRI	0-3	20-25,18-25,18-25	Quarterfinal	BIH	1-3	25-22,16-25,26-28,29-31
				Classifications 5-8	HUN	3-0	25-22,25-22,25-21

### Legend:

(C) Team Captain (L) Libero Player % Percent of total team scoring  
E Eligible MD Minimal Disability

PRNVS0000018A.00051 00102810:55V010



Match No: 45  
Start Time: 17:00

FIN vs EGY

First Referee: CHIRCHOV Stepan (RUS)

Second Referee: KHOEINI Hossein (IRI)

## Finland (FIN)

No.	Name	Medical Class	Date of Birth	Tournament Totals				
				Attack	Block	Serve	Total	%
1	PYNNOENEN Allan	E	21 JUN 1952	7	1	1	9	2.65
2	HAENNINEN Keijo	E	6 OCT 1950	8	1	1	10	2.95
3	HEINO Jari (L)	E	31 MAY 1961	0	0	0	0	0.00
4	LAINE Jukka	E	10 JUL 1963	26	6	3	35	10.32
6	KAPIAINEN Petri	MD	2 JUL 1965	25	7	2	34	10.03
7	TERVO Sami	E	13 NOV 1965	1	0	3	4	1.18
8	MELANEN Lauri	MD	18 JAN 1963	57	8	6	71	20.94
9	TUOMINEN Veli-Matti	E	30 DEC 1953	38	11	9	58	17.11
10	PULLI Matti (C)	E	23 FEB 1956	28	13	0	41	12.09
11	VENAELAEINEN Olavi	E	16 DEC 1946	35	10	2	47	13.86
12	VISTBACKA Aulis	E	5 OCT 1958	16	8	6	30	8.85

Head Coach : VARE Timo

Results in these Paralympic Games

Round	Opponent	Result	Set Scores	Round	Opponent	Result	Set Scores
Preliminaries B	BIH	1-3	18-25,22-25,25-21,14-25	Preliminaries B	LBA	3-0	25- 7,25- 9,25- 4
Preliminaries B	KOR	3-0	25-16,25-14,25-17	Preliminaries B	EGY	0-3	14-25,22-25,23-25
Preliminaries B	AUS	3-0	25- 9,25-12,25- 9	Quarterfinal	NED	3-2	25-22,26-24,22-25,15-25,15- 9
				Semifinal	IRI	0-3	20-25, 7-25,22-25

## Egypt (EGY)

No.	Name	Medical Class	Date of Birth	Tournament Totals				
				Attack	Block	Serve	Total	%
1	ELSHAWIKH Hesham	E	2 FEB 1975	52	12	5	69	21.04
2	AWED Tamer	E	9 MAR 1971	2	0	1	3	0.91
3	HASSAN Yasser	E	14 OCT 1973	33	7	7	47	14.33
4	ABD ALLA Ashraf	E	25 FEB 1974	16	3	1	20	6.10
5	EL BAHAEY Taher	E	9 JUN 1972	25	2	4	31	9.45
7	HASSANEIN Salah	E	9 SEP 1974	1	0	0	1	0.30
8	ABD ELLATIF Abd Elnabi (L)	E	18 JUN 1972	0	0	0	0	0.00
9	HUSSEIN Mohamed	E	6 JAN 1968	50	2	2	54	16.46
10	HASSAN Adel (C)	E	19 AUG 1966	23	10	2	35	10.67
11	ELHELBAWI Rezek	E	1 JAN 1978	6	0	0	6	1.83
12	ABD ELYAZID Mohamed	E	29 MAR 1979	44	9	9	62	18.90

Head Coach : DARWISH Mansour

Results in these Paralympic Games

Round	Opponent	Result	Set Scores	Round	Opponent	Result	Set Scores
Preliminaries B	KOR	3-0	25-18,25- 9,25-14	Preliminaries B	AUS	3-0	25- 8,25- 8,25- 8
Preliminaries B	LBA	3-0	25- 9,25-12,25- 9	Preliminaries B	FIN	3-0	25-14,25-22,25-23
Preliminaries B	BIH	3-0	25-20,25-21,25-22	Quarterfinal	HUN	3-0	25-19,25-21,28-26
				Semifinal	BIH	0-3	15-25,17-25,24-26

### Legend:

(C) Team Captain (L) Libero Player % Percent of total team scoring  
E Eligible MD Minimal Disability

PRNVS0000018B.00051 00102810:55V010

Match No: 46  
Start Time: 18:30

IRI vs BIH

First Referee: SOLVANG Jan Otto (NOR)  
Second Referee: VAN DE LOO Henricus (NED)

### Islamic Republic of Iran (IRI)

No.	Name	Medical Class	Date of Birth	Tournament Totals				
				Attack	Block	Serve	Total	%
1	ESHAGHI Ali	E	12 NOV 1971	6	3	6	15	4.03
2	RAHIMI Mohammadreza	E	12 OCT 1971	14	2	6	22	5.91
3	PEIDAYESH Reza	MD	5 SEP 1978	33	6	2	41	11.02
4	KASHFIA Ali (C)	E	12 DEC 1963	8	2	2	12	3.23
5	SOLEIMANI Majid	E	6 SEP 1964	23	13	19	55	14.78
6	GOLKAR AZGHANDI Ali	E	21 MAR 1969	27	3	8	38	10.22
7	ASHOURI Farshid (L)	E	21 MAR 1964	0	0	0	0	0.00
8	EIMERI Jalil	E	21 SEP 1972	20	5	5	30	8.06
9	ZIRAH Iisa	E	4 JUN 1979	19	4	6	29	7.80
10	FIROUZI Parviz	E	20 FEB 1969	38	16	4	58	15.59
11	SALAVATIAN Aliakbar	E	2 MAY 1967	10	7	3	20	5.38
12	BEHRAVAN Hojat	E	19 DEC 1979	39	7	6	52	13.98

Head Coach : REZAEIGARKANI Hadi

Results in these Paralympic Games

Round	Opponent	Result	Set Scores	Round	Opponent	Result	Set Scores
Preliminaries A	NED	3-0	25-19,25-22,25-10	Preliminaries A	JPN	3-0	25-12,25-14,25-18
Preliminaries A	USA	3-0	25- 6,25-16,25- 9	Preliminaries A	HUN	3-0	25-15,25-18,25-15
Preliminaries A	GER	3-0	25-20,25-18,25-18	Quarterfinal	LBA	3-0	25- 7,25- 8,25- 7
				Semifinal	FIN	3-0	25-20,25- 7,25-22

### Bosnia & Herzegovina (BIH)

No.	Name	Medical Class	Date of Birth	Tournament Totals				
				Attack	Block	Serve	Total	%
1	GODINJAK Ismet	E	17 MAR 1973	50	3	2	55	15.15
2	MANKO Adnan	E	16 JAN 1977	24	15	5	44	12.12
3	NUHANOVIC Sevko (C)	E	17 SEP 1958	10	2	2	14	3.86
4	IBRAKOVIC Edin	E	6 JUL 1962	18	6	1	25	6.89
5	MEDIC Asim	E	3 AUG 1969	37	12	8	57	15.70
6	CAUSEVIC Fikret	E	13 MAY 1973	14	0	3	17	4.68
7	MAHMIC Zikret	E	4 JAN 1971	56	6	9	71	19.56
8	HAMZIC Dzevad	E	4 SEP 1968	23	5	3	31	8.54
9	SALKIC Nedžad (L)	E	26 OCT 1969	2	0	0	2	0.55
10	CISIJA Abid	E	9 JAN 1967	1	0	1	2	0.55
11	DELALIC Sabahudin	E	17 AUG 1972	23	8	5	36	9.92
12	ALIC Nevzet	MD	5 JAN 1961	7	2	0	9	2.48

Head Coach : HRUSTEMOVIC Mirza

Results in these Paralympic Games

Round	Opponent	Result	Set Scores	Round	Opponent	Result	Set Scores
Preliminaries B	FIN	3-1	25-18,25-22,21-25,25-14	Preliminaries B	KOR	3-0	25- 9,25- 8,25-14
Preliminaries B	AUS	3-0	25- 6,25- 7,25-17	Preliminaries B	LBA	0-3	17-25,17-25,19-25
Preliminaries B	EGY	0-3	20-25,21-25,22-25	Quarterfinal	GER	3-1	22-25,25-16,28-26,31-29
				Semifinal	EGY	3-0	25-15,25-17,26-24

**Legend:**

(C) Team Captain (L) Libero Player % Percent of total team scoring  
E Eligible MD Minimal Disability

PRNVS0000018C.00051 00102812:59V02OC

Match No: 43  
Start Time: 13:00

**LBA vs HUN**

**First Referee:** PROBST Anton (GER)  
**Second Referee:** FIBRICH Maciek (AUS)

### Libyan Arab Jamahiriya (LBA)

No.	Name	Medical Class	Date of Birth	Tournament Totals				
				Attack	Block	Serve	Total	%
2	SALIL Ali Said	E	1 JAN 1975	12	2	3	17	20.99
3	ALMEDNENE Mousbah A M	E	15 MAY 1972	1	0	0	1	1.23
4	ELKELABE Zuhair M	E	1 JAN 1967	13	4	3	20	24.69
5	ELGHASHIR Abulgasem	E	29 NOV 1968	1	0	0	1	1.23
7	M SUSAEN Gama	E	16 APR 1975	0	1	0	1	1.23
8	ALAGURI Salah (C)	E	19 APR 1967	14	3	2	19	23.46
9	ABDELGADER SALEH Saleh Ibrahim	E	2 JAN 1967	13	2	3	18	22.22
11	EMHEMED SALEM Salem	E	1 JAN 1967	1	0	3	4	4.94

**Head Coach :** NOUH Ramdans

Results in these Paralympic Games

Round	Opponent	Result	Set Scores	Round	Opponent	Result	Set Scores
Preliminaries B	AUS	3-2	25-18,23-25,22-25,25-19,15-12	Preliminaries B	FIN	0-3	7-25, 9-25, 4-25
Preliminaries B	EGY	0-3	9-25,12-25, 9-25	Preliminaries B	BIH	3-0	25-17,25-17,25-19
Preliminaries B	KOR	1-3	16-25,25-18,14-25,17-25	Quarterfinal	IRI	0-3	7-25, 8-25, 7-25
				Classifications 5-8	NED	0-3	11-25,13-25,11-25

### Hungary (HUN)

No.	Name	Medical Class	Date of Birth	Tournament Totals				
				Attack	Block	Serve	Total	%
1	LOCSEI Sandor	E	18 MAY 1956	11	9	2	22	7.69
2	SZIGEDI Laszlo	E	29 MAR 1967	3	1	0	4	1.40
3	SZABO Laszlo	MD	26 DEC 1968	11	1	1	13	4.55
4	GAL Janos	E	24 MAR 1954	0	1	1	2	0.70
5	PERES Janos	E	16 FEB 1959	1	2	0	3	1.05
6	KEKECS Miklos	E	30 JUL 1955	20	9	2	31	10.84
7	DOMOKOS Andras (C)	E	24 MAY 1956	7	8	6	21	7.34
8	STIRCZER Jozsef	E	17 SEP 1963	11	6	3	20	6.99
9	KOVACS Laszlo (L)	E	4 JUN 1973	0	0	0	0	0.00
10	SZECSENYI Lajos	E	28 APR 1961	5	6	3	14	4.90
14	MANYAK Attila	MD	1 DEC 1972	79	12	7	98	34.27
15	MAKAROVSZKI Sandor	E	2 JUL 1966	31	24	3	58	20.28

**Head Coach :** BALOGH Istvan

Results in these Paralympic Games

Round	Opponent	Result	Set Scores	Round	Opponent	Result	Set Scores
Preliminaries A	USA	3-0	25-16,25- 6,25- 8	Preliminaries A	GER	0-3	21-25,19-25,22-25
Preliminaries A	JPN	3-0	25-16,25-14,27-25	Preliminaries A	IRI	0-3	15-25,18-25,15-25
Preliminaries A	NED	0-3	21-25,22-25,23-25	Quarterfinal	EGY	0-3	19-25,21-25,26-28
				Classifications 5-8	GER	0-3	22-25,22-25,21-25

**Legend:**

(C) Team Captain (L) Libero Player % Percent of total team scoring  
E Eligible MD Minimal Disability

PLAYERS 6,10,12,13 FOR LIBYA WITHDRAWN

**CORRECTED**

PRNVS0000018D.00073 00102813:33V01P

# MEN'S SITTING CLASSIFICATION 7-8 MATCH RESULTS



SAT 28 OCT 2000

P2

PAVILION 3

Match No: 43  
Start Time: 13:00

LBA vs HUN  
0 2

Spectators:

Team	Sets	1	2	3	4	5	Total
LBA	0	12	9	0			21
HUN	2	25	25	0			50
	Minutes	17	12				29

Referees: PROBST Anton (GER) & FIBRICH Maciek (AUS)

LBA ▪ Libyan Arab Jamahiriya								HUN ▪ Hungary							
No	Name	1	2	3	4	5	Pts	No	Name	1	2	3	4	5	Pts
2	SALIL Ali Said	■	■				2	1	LOCSEI Sandor	■					1
3	ALMEDNENE Mousbah A M	□	■				1	2	SZIGEDI Laszlo	□	□				3
4	ELKELABE Zuhair M	■	■				3	3	SZABO Laszlo			■			9
5	ELGHASHIR Abulgasem			□				4	GAL Janos	□	□				
7	M SUSAEN Gama	■	□					5	PERES Janos			□			3
8	ALAGURI Salah	■	■				2	6	KEKECS Miklos	■	■				1
9	ABDELGADER SALEH Saleh Ibrahim	■	■					7	DOMOKOS Andras	□	■				2
11	EMHEMED SALEM Salem	■	■					8	STIRCZER Jozsef	□	■				5
								9	L KOVACS Laszlo	L	L				
								10	SZECSENYI Lajos			■			2
								14	MANYAK Attila	■					8
								15	MAKAROVSKI Sandor	■	■				9
<b>Head Coach:</b> NOUH Ramdans								<b>Head Coach:</b> BALOGH Istvan							
<b>Assistant:</b> ABDUSSALAM Mohamad								<b>Assistant:</b>							

## TEAM AND PLAYER PERFORMANCES

Won	Total Atts	No	Name	Scoring Skills	Won	Total Atts	No	Name
5	33	Total Team		Attack	22	42	Total Team	
2	8	2	SALIL Ali Said		8	10	15	MAKAROVSKI Sandor
2	7	4	ELKELABE Zuhair M		5	9	14	MANYAK Attila
1	1	3	ALMEDNENE Mousbah A M		4	7	3	SZABO Laszlo
2	12	Total Team		Block	9	15	Total Team	
2	5	8	ALAGURI Salah		2	3	2	SZIGEDI Laszlo
					2	3	8	STIRCZER Jozsef
1	22	Total Team		Serve	2	3	10	SZECSENYI Lajos
1	4	4	ELKELABE Zuhair M		12	49	Total Team	
					4	9	3	SZABO Laszlo
13		Total Team		Opp Error	3	9	14	MANYAK Attila
21	67	Total Team			2	6	5	PERES Janos
					7		Total Team	
3	3	4	ELKELABE Zuhair M	Total	50	106	Total Team	
				Best Scorer	9	9	3	SZABO Laszlo

### Legend:

■ Starting line-up      □ Substitute      nn Team Captain      □ Substitue libero  
 Pts Points scored      L Libero Player      Opp Opponent      Atts Attempts

PARTIAL

PRNVS0000018E.00083 00102813:33V01P






Match No 43  
Start Time: 13:00


**LBA vs HUN**  
0                      2


Spectators:

Team	Sets	1	2	3	4	5	Total
LBA	0	12	9	0			21
HUN	2	25	25	0			50
Minutes		17	12				29

## LBA · Libyan Arab Jamahiriya

	Rk	No	Name	Succ	Faults	Cont	Total	Succ %
	1	4	ELKELABE Zuhair M	2	1	4	7	28.57
	2	2	SALIL Ali Said	2	2	4	8	25.00
		9	ABDELGADER SALEH Saleh Ibrahim	-	2	5	7	
		11	EMHEMED SALEM Salem	-	1	5	6	
		8	ALAGURI Salah	-	1	1	2	
		3	ALMEDNENE Mousbah A M	1	-	-	1	
		5	ELGHASHIR Abulgasem	-	1	-	1	
		7	M SUSAEN Gama	-	1	-	1	
Limit 15.00%	Total Team			5	9	19	33	15.15

	Rk	No	Name	Succ	Faults	Cont	Total	Avg
	1	8	ALAGURI Salah	2	1	2	5	1.00
	2	9	ABDELGADER SALEH Saleh Ibrahim	-	1	4	5	0.00
		4	ELKELABE Zuhair M	-	1	1	2	0.00
		3	ALMEDNENE Mousbah A M	-	-	-	-	
		5	ELGHASHIR Abulgasem	-	-	-	-	
		11	EMHEMED SALEM Salem	-	-	-	-	
		7	M SUSAEN Gama	-	-	-	-	
		2	SALIL Ali Said	-	-	-	-	
Total Team				2	3	7	12	1.00

	Rk	No	Name	Succ	Faults	Cont	Total	Avg
	1	4	ELKELABE Zuhair M	1	-	3	4	0.50
	2	9	ABDELGADER SALEH Saleh Ibrahim	-	-	4	4	0.00
		3	ALMEDNENE Mousbah A M	-	-	4	4	0.00
		2	SALIL Ali Said	-	-	4	4	0.00
		8	ALAGURI Salah	-	-	3	3	0.00
		11	EMHEMED SALEM Salem	-	-	2	2	0.00
		7	M SUSAEN Gama	-	-	1	1	0.00
		5	ELGHASHIR Abulgasem	-	-	-	-	
Total Team				1	-	21	22	0.50

<b>Team</b>	<b>Opponent Errors &amp; Team Faults</b>	13	9
-------------	--	----	---

<b>Legend:</b>									
Rk	Rank	Succ	Successes	Cont	Continues	Succ %	Success %	Avg	Average per set


Match No 43  
Start Time: 13:00


**LBA vs HUN**  
0                      2


Spectators:

Team	Sets	1	2	3	4	5	Total
LBA	0	12	9	0			21
HUN	2	25	25	0			50
	Minutes	17	12				29

## LBA · Libyan Arab Jamahiriya

	Rk	No	Name	Exc	Faults	Cont	Total	Avg
	1	9	ABDELGADER SALEH Saleh Ibrahim	3	2	-	5	1.50
	2	4	ELKELABE Zuhair M	2	5	2	9	1.00
		8	ALAGURI Salah	2	4	1	7	1.00
		3	ALMEDNENE Mousbah A M	2	2	2	6	1.00
	5	11	EMHEMED SALEM Salem	1	5	1	7	0.50
	6	2	SALIL Ali Said	-	1	3	4	0.00
		5	ELGHASHIR Abulgasem	-	-	1	1	0.00
	7	M SUSAEN Gama	-	-	-	-		
<b>Total Team</b>				10	19	10	39	5.00

	Rk	No	Name	Exc	Faults	Cont	Total	Avg
	1	11	EMHEMED SALEM Salem	1	-	5	6	0.50
		9	ABDELGADER SALEH Saleh Ibrahim	1	-	4	5	0.50
		8	ALAGURI Salah	1	-	4	5	0.50
	4	2	SALIL Ali Said	-	1	3	4	0.00
		4	ELKELABE Zuhair M	-	-	3	3	0.00
		3	ALMEDNENE Mousbah A M	-	-	1	1	0.00
		5	ELGHASHIR Abulgasem	-	-	1	1	0.00
	7	M SUSAEN Gama	-	-	1	1	0.00	
<b>Total Team</b>				3	1	22	26	1.50

	Rk	No	Name	Exc	Faults	Cont	Total	Eff %
		4	ELKELABE Zuhair M	6	4	3	13	
		9	ABDELGADER SALEH Saleh Ibrahim	4	1	2	7	
		8	ALAGURI Salah	4	1	1	6	
		3	ALMEDNENE Mousbah A M	1	1	3	5	
		5	ELGHASHIR Abulgasem	-	1	2	3	
		11	EMHEMED SALEM Salem	1	-	1	2	
		7	M SUSAEN Gama	1	1	-	2	
	2	SALIL Ali Said	-	-	1	1		
<b>Total Team</b>				17	9	13	39	20.51

Limit  
25.00%

<b>Legend:</b>									
Rk	Rank	Exc	Excellent	Cont	Continues	Eff %	Efficiency %	Avg	Average per set

Match No 43  
Start Time: 13:00

LBA vs HUN  
0 2

Spectators:

Team	Sets	1	2	3	4	5	Total
LBA	0	12	9	0			21
HUN	2	25	25	0			50
	Minutes	17	12				29

## HUN · Hungary

Scoring Attackers		Rk	No	Name	Succ	Faults	Cont	Total	Succ %	
	1	15	MAKAROVSKI Sandor	8	-	2	10	80.00		
	2	3	SZABO Laszlo	4	2	1	7	57.14		
	3	14	MANYAK Attila	5	1	3	9	55.56		
	8		STIRCZER Jozsef	1	1	4	6			
	2		SZIGEDI Laszlo	1	-	3	4			
	6		KEKECS Miklos	1	-	1	2			
	7		DOMOKOS Andras	1	-	-	1			
	1		LOCSEI Sandor	1	-	-	1			
	5		PERES Janos	-	-	1	1			
	10		SZECSENYI Lajos	-	-	1	1			
	4		GAL Janos	-	-	-	-			
	9		KOVACS Laszlo	-	-	-	-			
	Limit 15.00%		Total Team			22	4	16	42	52.38

Scoring Blockers		Rk	No	Name	Succ	Faults	Cont	Total	Avg	
	1	8	STIRCZER Jozsef	2	1	-	3	1.00		
		10	SZECSENYI Lajos	2	1	-	3	1.00		
		2	SZIGEDI Laszlo	2	-	1	3	1.00		
	4	15	MAKAROVSKI Sandor	1	1	-	2	0.50		
		5	PERES Janos	1	-	-	1	0.50		
		3	SZABO Laszlo	1	-	-	1	0.50		
	7	7	DOMOKOS Andras	-	1	-	1	0.00		
		6	KEKECS Miklos	-	-	1	1	0.00		
		4	GAL Janos	-	-	-	-			
		9	KOVACS Laszlo	-	-	-	-			
		1	LOCSEI Sandor	-	-	-	-			
		14	MANYAK Attila	-	-	-	-			
			Total Team			9	4	2	15	4.50

Scoring Servers		Rk	No	Name	Succ	Faults	Cont	Total	Avg	
	1	3	SZABO Laszlo	4	1	4	9	2.00		
	2	14	MANYAK Attila	3	-	6	9	1.50		
	3	5	PERES Janos	2	-	4	6	1.00		
		8	STIRCZER Jozsef	2	-	1	3	1.00		
	5	7	DOMOKOS Andras	1	-	7	8	0.50		
	6	15	MAKAROVSKI Sandor	-	-	8	8	0.00		
		10	SZECSENYI Lajos	-	-	3	3	0.00		
		2	SZIGEDI Laszlo	-	1	2	3	0.00		
		4	GAL Janos	-	-	-	-			
		6	KEKECS Miklos	-	-	-	-			
		9	KOVACS Laszlo	-	-	-	-			
		1	LOCSEI Sandor	-	-	-	-			
			Total Team			12	2	35	49	6.00

Team	Opponent Errors & Team Faults	7	2
------	-------------------------------	---	---

Legend:									
Rk	Rank	Succ	Successes	Cont	Continues	Succ %	Success %	Avg	Average per set

Match No 43  
Start Time: 13:00

LBA vs HUN  
0 2


Spectators:

Team	Sets	1	2	3	4	5	Total
LBA	0	12	9	0			21
HUN	2	25	25	0			50
	Minutes	17	12				29

## HUN · Hungary

Non-Scoring Diggers		Rk	No	Name	Exc	Faults	Cont	Total	Avg
		1	9	KOVACS Laszlo	8	2	-	10	4.00
		2	15	MAKAROVSKI Sandor	6	-	1	7	3.00
		3	8	STIRCZER Jozsef	4	-	1	5	2.00
		4	14	MANYAK Attila	3	1	3	7	1.50
		10	10	SZECSENYI Lajos	3	1	1	5	1.50
		6	3	SZABO Laszlo	2	-	-	2	1.00
		7	6	KEKECS Miklos	1	-	1	2	0.50
		5	5	PERES Janos	1	-	1	2	0.50
		2	2	SZIGEDI Laszlo	1	-	-	1	0.50
		10	7	DOMOKOS Andras	-	1	-	1	0.00
		4	4	GAL Janos	-	-	-	-	-
	1	1	LOCSEI Sandor	-	-	-	-	-	
Total Team					29	5	8	42	14.50

Non-Scoring Setters		Rk	No	Name	Exc	Faults	Cont	Total	Avg
		1	10	SZECSENYI Lajos	7	1	8	16	3.50
		2	7	DOMOKOS Andras	5	-	2	7	2.50
		3	15	MAKAROVSKI Sandor	3	-	3	6	1.50
		4	4	GAL Janos	-	1	8	9	0.00
		9	9	KOVACS Laszlo	-	-	2	2	0.00
		2	2	SZIGEDI Laszlo	-	1	1	2	0.00
		8	8	STIRCZER Jozsef	-	-	1	1	0.00
		6	6	KEKECS Miklos	-	-	-	-	-
		1	1	LOCSEI Sandor	-	-	-	-	-
		14	14	MANYAK Attila	-	-	-	-	-
		5	5	PERES Janos	-	-	-	-	-
	3	3	SZABO Laszlo	-	-	-	-	-	
Total Team					15	3	25	43	7.50

Non-Scoring Receivers		Rk	No	Name	Exc	Faults	Cont	Total	Eff %
			15	MAKAROVSKI Sandor	2	-	2	4	
			14	MANYAK Attila	2	-	2	4	
			2	SZIGEDI Laszlo	4	-	-	4	
			9	KOVACS Laszlo	3	-	-	3	
			6	KEKECS Miklos	1	-	-	1	
			1	LOCSEI Sandor	-	1	-	1	
			8	STIRCZER Jozsef	1	-	-	1	
			3	SZABO Laszlo	1	-	-	1	
			7	DOMOKOS Andras	-	-	-	-	
			4	GAL Janos	-	-	-	-	
			5	PERES Janos	-	-	-	-	
		10	SZECSENYI Lajos	-	-	-	-		
Total Team					14	1	4	19	68.42

Limit

25.00%

Legend:									
Rk	Rank	Exc	Excellent	Cont	Continues	Eff %	Efficiency %	Avg	Average per set

PRNVS0000018F.00073 00102813:53V010

# MEN'S SITTING CLASSIFICATION 7-8 MATCH RESULTS



SAT 28 OCT 2000

P2

PAVILION 3

Match No: 43  
Start Time: 13:00

LBA vs HUN  
0 3

Spectators: 2400

Team	Sets	1	2	3	Total
LBA	0	12	9	17	38
HUN	3	25	25	25	75
	Minutes	17	12	16	45

Referees: PROBST Anton (GER) & FIBRICH Maciek (AUS)

LBA ▪ Libyan Arab Jamahiriya							HUN ▪ Hungary								
No	Name	1	2	3	4	5	Pts	No	Name	1	2	3	4	5	Pts
2	SALIL Ali Said	■	■	■			4	1	LOCSEI Sandor	■		■			8
3	ALMEDNENE Mousbah A M	□	■				1	2	SZIGEDI Laszlo	□	□	□			4
4	ELKELABE Zuhair M	■	■	■			5	3	SZABO Laszlo		■				9
5	ELGHASHIR Abulgasem		□					4	GAL Janos	□	□	□			
7	M SUSAEN Gama	■	□	■			1	5	PERES Janos		□	■	■		4
8	ALAGURI Salah	■	■	■			7	6	KEKECS Miklos	■	■	■			2
9	ABDELGADER SALEH Saleh Ibrahim	■	■	■			1	7	DOMOKOS Andras	□	■	■			4
11	EMHEMED SALEM Salem	■	■	■			2	8	STIRCZER Jozsef	□	■				5
<b>Head Coach:</b> NOUH Ramdans							<b>Head Coach:</b> BALOGH Istvan								
<b>Assistant:</b> ABDUSSALAM Mohamad							<b>Assistant:</b>								

## TEAM AND PLAYER PERFORMANCES

Won	Total Atts	No	Name	Scoring Skills	Won	Total Atts	No	Name
8	56	<b>Total Team</b>		<b>Attack</b>	30	66	<b>Total Team</b>	
3	11	2	SALIL Ali Said		8	16	14	MANYAK Attila
3	11	4	ELKELABE Zuhair M		8	10	15	MAKAROVSKI Sandor
1	1	3	ALMEDNENE Mousbah A M	<b>Block</b>	4	9	1	LOCSEI Sandor
9	29	<b>Total Team</b>			12	19	<b>Total Team</b>	
6	11	8	ALAGURI Salah		2	3	2	SZIGEDI Laszlo
1	4	2	SALIL Ali Said	<b>Serve</b>	2	3	8	STIRCZER Jozsef
1	2	7	M SUSAEN Gama		2	3	10	SZECSENYI Lajos
4	40	<b>Total Team</b>			19	73	<b>Total Team</b>	
2	11	4	ELKELABE Zuhair M	<b>Opp Error</b>	4	9	3	SZABO Laszlo
1	6	8	ALAGURI Salah		4	12	14	MANYAK Attila
1	5	11	EMHEMED SALEM Salem		3	7	1	LOCSEI Sandor
17		<b>Total Team</b>		<b>Total</b>	14		<b>Total Team</b>	
38	125	<b>Total Team</b>			75	158	<b>Total Team</b>	
7	7	8	ALAGURI Salah	<b>Best Scorer</b>	14	14	14	MANYAK Attila

### Legend:

■ Starting line-up      □ Substitute      nn Team Captain      □ Substitue libero  
 Pts Points scored      L Libero Player      Opp Opponent      Atts Attempts

PRNVS00000190.00083 00102813:56V010


Match No 43  
Start Time: 13:00


LBA vs HUN  
0 3


Spectators: 2400

Team	Sets	1	2	3	Total
LBA	0	12	9	17	38
HUN	3	25	25	25	75
	Minutes	17	12	16	45

## LBA · Libyan Arab Jamahiriya

Scoring Attackers		Rk	No	Name	Succ	Faults	Cont	Total	Succ %
	1	4	ELKELABE Zuhair M	3	3	5	11	27.27	
		2	SALIL Ali Said	3	3	5	11	27.27	
		11	EMHEMED SALEM Salem	1	3	7	11		
		9	ABDELGADER SALEH Saleh Ibrahim	-	2	8	10		
		7	M SUSAEN Gama	-	2	4	6		
		8	ALAGURI Salah	-	3	2	5		
		3	ALMEDNENE Mousbah A M	1	-	-	1		
		5	ELGHASHIR Abulgasem	-	1	-	1		
Limit 15.00%		Total Team			8	17	31	56	14.29

Scoring Blockers		Rk	No	Name	Succ	Faults	Cont	Total	Avg
	1	8	ALAGURI Salah	6	1	4	11	2.00	
	2	9	ABDELGADER SALEH Saleh Ibrahim	1	2	4	7	0.33	
		2	SALIL Ali Said	1	2	1	4	0.33	
		7	M SUSAEN Gama	1	-	1	2	0.33	
	5	4	ELKELABE Zuhair M	-	2	1	3	0.00	
		11	EMHEMED SALEM Salem	-	-	2	2	0.00	
		3	ALMEDNENE Mousbah A M	-	-	-	-		
		5	ELGHASHIR Abulgasem	-	-	-	-		
		Total Team			9	7	13	29	3.00

Scoring Servers		Rk	No	Name	Succ	Faults	Cont	Total	Avg
	1	4	ELKELABE Zuhair M	2	-	9	11	0.67	
	2	8	ALAGURI Salah	1	-	5	6	0.33	
		11	EMHEMED SALEM Salem	1	-	4	5	0.33	
	4	9	ABDELGADER SALEH Saleh Ibrahim	-	-	7	7	0.00	
		2	SALIL Ali Said	-	-	5	5	0.00	
		3	ALMEDNENE Mousbah A M	-	-	4	4	0.00	
		7	M SUSAEN Gama	-	-	2	2	0.00	
		5	ELGHASHIR Abulgasem	-	-	-	-		
		Total Team			4	-	36	40	1.33

Team	Opponent Errors & Team Faults	17	12
------	-------------------------------	----	----

Legend:									
Rk	Rank	Succ	Successes	Cont	Continues	Succ %	Success %	Avg	Average per set




Match No 43  
Start Time: 13:00


LBA vs HUN  
0 3


Spectators: 2400

Team	Sets	1	2	3	Total
LBA	0	12	9	17	38
HUN	3	25	25	25	75
	Minutes	17	12	16	45

## LBA · Libyan Arab Jamahiriya

Non-Scoring Diggers		Rk	No	Name	Exc	Faults	Cont	Total	Avg
	1	4	ELKELABE Zuhair M	4	7	2	13	1.33	
		11	EMHEMED SALEM Salem	4	5	3	12	1.33	
		9	ABDELGADER SALEH Saleh Ibrahim	4	4	1	9	1.33	
	4	8	ALAGURI Salah	3	4	1	8	1.00	
	5	3	ALMEDNENE Mousbah A M	2	2	2	6	0.67	
	6	2	SALIL Ali Said	1	1	3	5	0.33	
		7	M SUSAEN Gama	1	1	1	3	0.33	
	8	5	ELGHASHIR Abulgasem	-	-	1	1	0.00	
Total Team				19	24	14	57	6.33	

Non-Scoring Setters		Rk	No	Name	Exc	Faults	Cont	Total	Avg
	1	8	ALAGURI Salah	3	1	5	9	1.00	
	2	11	EMHEMED SALEM Salem	1	-	8	9	0.33	
		9	ABDELGADER SALEH Saleh Ibrahim	1	-	5	6	0.33	
	4	4	ELKELABE Zuhair M	-	-	5	5	0.00	
		7	M SUSAEN Gama	-	-	5	5	0.00	
		2	SALIL Ali Said	-	1	4	5	0.00	
		3	ALMEDNENE Mousbah A M	-	-	1	1	0.00	
		5	ELGHASHIR Abulgasem	-	-	1	1	0.00	
Total Team				5	2	34	41	1.67	

Non-Scoring Receivers		Rk	No	Name	Exc	Faults	Cont	Total	Eff %
	1	4	ELKELABE Zuhair M	9	4	3	16	31.25	
		9	ABDELGADER SALEH Saleh Ibrahim	5	2	4	11		
		2	SALIL Ali Said	7	-	1	8		
		8	ALAGURI Salah	4	2	1	7		
		3	ALMEDNENE Mousbah A M	1	1	3	5		
		11	EMHEMED SALEM Salem	2	1	2	5		
		5	ELGHASHIR Abulgasem	-	1	2	3		
		7	M SUSAEN Gama	1	2	-	3		
Total Team				29	13	16	58	27.59	

Limit

25.00%

**Legend:**

Rk Rank      Exc Excellent      Cont Continues      Eff % Efficiency %      Avg Average per set


Match No 43  
Start Time: 13:00

**LBA vs HUN**  
**0            3**

Spectators: 2400

Team	Sets	1	2	3	Total
<b>LBA</b>	<b>0</b>	12	9	17	38
<b>HUN</b>	<b>3</b>	25	25	25	75
	<b>Minutes</b>	17	12	16	45

## HUN · Hungary

	Rk	No	Name	Succ	Faults	Cont	Total	Succ %
	1	15	MAKAROVSZKI Sandor	8	-	2	10	80.00
	2	14	MANYAK Attila	8	1	7	16	50.00
		1	LOCSEI Sandor	4	2	3	9	
		3	SZABO Laszlo	4	2	1	7	
		8	STIRCZER Jozsef	1	1	4	6	
		6	KEKECS Miklos	2	1	2	5	
		5	PERES Janos	1	2	2	5	
		2	SZIGEDI Laszlo	1	1	3	5	
		7	DOMOKOS Andras	1	1	-	2	
		10	SZECSENYI Lajos	-	-	1	1	
		4	GAL Janos	-	-	-	-	
		9	KOVACS Laszlo	-	-	-	-	
	Limit 15.00%	<b>Total Team</b>			30	11	25	66

	Rk	No	Name	Succ	Faults	Cont	Total	Avg
	1	8	STIRCZER Jozsef	2	1	-	3	0.67
		10	SZECSENYI Lajos	2	1	-	3	0.67
		2	SZIGEDI Laszlo	2	-	1	3	0.67
		14	MANYAK Attila	2	-	-	2	0.67
		5	15 MAKAROVSZKI Sandor	1	1	-	2	0.33
		1	LOCSEI Sandor	1	-	-	1	0.33
		5	PERES Janos	1	-	-	1	0.33
		3	SZABO Laszlo	1	-	-	1	0.33
		9	7 DOMOKOS Andras	-	1	1	2	0.00
		6	KEKECS Miklos	-	-	1	1	0.00
		4	GAL Janos	-	-	-	-	
		9	KOVACS Laszlo	-	-	-	-	
	Limit 15.00%	<b>Total Team</b>			12	4	3	19

	Rk	No	Name	Succ	Faults	Cont	Total	Avg
	1	14	MANYAK Attila	4	1	7	12	1.33
		3	SZABO Laszlo	4	1	4	9	1.33
		3	7 DOMOKOS Andras	3	-	10	13	1.00
		1	LOCSEI Sandor	3	-	4	7	1.00
		5	5 PERES Janos	2	-	8	10	0.67
		8	STIRCZER Jozsef	2	-	1	3	0.67
		7	2 SZIGEDI Laszlo	1	1	5	7	0.33
		8	15 MAKAROVSZKI Sandor	-	-	8	8	0.00
		10	SZECSENYI Lajos	-	-	3	3	0.00
		4	GAL Janos	-	-	1	1	0.00
		6	KEKECS Miklos	-	-	-	-	
		9	KOVACS Laszlo	-	-	-	-	
	Limit 15.00%	<b>Total Team</b>			19	3	51	73

<b>Team</b>	<b>Opponent Errors &amp; Team Faults</b>	14	6
-------------	--	----	---

<b>Legend:</b>									
Rk	Rank	Succ	Successes	Cont	Continues	Succ %	Success %	Avg	Average per set




Match No 43  
Start Time: 13:00


LBA vs HUN  
0 3

Spectators: 2400

Team	Sets	1	2	3	Total
LBA	0	12	9	17	38
HUN	3	25	25	25	75
	Minutes	17	12	16	45

## HUN · Hungary

Non-Scoring Diggers		Rk	No	Name	Exc	Faults	Cont	Total	Avg
		1	9	KOVACS Laszlo	11	3	1	15	3.67
		2	15	MAKAROVSZKI Sandor	6	-	1	7	2.00
		3	14	MANYAK Attila	5	2	4	11	1.67
		10		SZECSENYI Lajos	5	1	1	7	1.67
		5	5	PERES Janos	4	-	3	7	1.33
		8		STIRCZER Jozsef	4	-	1	5	1.33
		7	6	KEKECS Miklos	2	-	4	6	0.67
		2		SZIGEDI Laszlo	2	-	4	6	0.67
		7		DOMOKOS Andras	2	1	2	5	0.67
		3		SZABO Laszlo	2	-	-	2	0.67
		11	4	GAL Janos	1	-	-	1	0.33
		12	1	LOCSEI Sandor	-	1	1	2	0.00
Total Team					44	8	22	74	14.67

Non-Scoring Setters		Rk	No	Name	Exc	Faults	Cont	Total	Avg
		1	10	SZECSENYI Lajos	13	2	8	23	4.33
		2	7	DOMOKOS Andras	6	-	7	13	2.00
		3	15	MAKAROVSZKI Sandor	3	-	3	6	1.00
		4	9	KOVACS Laszlo	1	-	2	3	0.33
		2		SZIGEDI Laszlo	1	1	-	2	0.33
		6	4	GAL Janos	-	1	9	10	0.00
		1		LOCSEI Sandor	-	-	2	2	0.00
		8		STIRCZER Jozsef	-	-	1	1	0.00
		6		KEKECS Miklos	-	-	-	-	-
		14		MANYAK Attila	-	-	-	-	-
		5		PERES Janos	-	-	-	-	-
		3		SZABO Laszlo	-	-	-	-	-
Total Team					24	4	32	60	8.00

Non-Scoring Receivers		Rk	No	Name	Exc	Faults	Cont	Total	Eff %
			9	KOVACS Laszlo	6	-	2	8	
			6	KEKECS Miklos	4	-	2	6	
			14	MANYAK Attila	3	-	3	6	
			2	SZIGEDI Laszlo	4	-	1	5	
			15	MAKAROVSZKI Sandor	2	-	2	4	
			1	LOCSEI Sandor	1	1	-	2	
			5	PERES Janos	1	1	-	2	
			4	GAL Janos	-	-	1	1	
			8	STIRCZER Jozsef	1	-	-	1	
			3	SZABO Laszlo	1	-	-	1	
		7	DOMOKOS Andras	-	-	-	-		
		10	SZECSENYI Lajos	-	-	-	-		
Total Team					23	2	11	36	58.33

Limit

25.00%

Legend:


Rk Rank Exc Excellent Cont Continues Eff % Efficiency % Avg Average per set


PRNVS00000191.00084A 00102813:58V070

**LBA · Libyan Arab Jamahiriya**

After 8 Matches

Scoring Attackers		No	Name	MP	SP	Succ	Faults	Cont	Total	Succ %
		2	SALIL Ali Said	8	27	15	17	36	68	22.06
		3	ALMEDNENE Mousbah A M	8	27	2	2	1	5	40.00
		4	ELKELABE Zuhair M	8	27	16	17	35	68	23.53
		5	ELGHASHIR Abulgasem	8	27	1	2	-	3	33.33
		6	SAEID I Hashem	7	27	15	13	47	75	20.00
		7	M SUSAEN Gama	8	27	-	4	13	17	0.00
		8	ALAGURI Salah	8	27	14	17	27	58	24.14
		9	ABDELGADER SALEH Saleh Ibrahim	8	27	13	22	66	101	12.87
		10	ABUSETIN Mustafa	7	27	12	8	49	69	17.39
		11	EMHEMED SALEM Salem	8	27	2	11	23	36	5.56
		12	ZAITUNI Abdulhakim H	6	27	-	2	3	5	0.00
		13	MANSUR Salem	7	27	2	5	6	13	15.38
		<b>Team Totals</b>	<b>8</b>	<b>27</b>	<b>92</b>	<b>120</b>	<b>306</b>	<b>518</b>	<b>17.76</b>	

Scoring Blockers		No	Name	MP	SP	Succ	Faults	Cont	Total	Avg
		2	SALIL Ali Said	8	27	3	7	16	26	0.11
		3	ALMEDNENE Mousbah A M	8	27	-	1	-	1	0.00
		4	ELKELABE Zuhair M	8	27	4	5	13	22	0.15
		5	ELGHASHIR Abulgasem	8	27	-	-	-	-	0.00
		6	SAEID I Hashem	7	27	1	10	15	26	0.04
		7	M SUSAEN Gama	8	27	2	5	5	12	0.07
		8	ALAGURI Salah	8	27	9	14	10	33	0.33
		9	ABDELGADER SALEH Saleh Ibrahim	8	27	3	13	15	31	0.11
		10	ABUSETIN Mustafa	7	27	2	15	13	30	0.07
		11	EMHEMED SALEM Salem	8	27	-	3	6	9	0.00
		12	ZAITUNI Abdulhakim H	6	27	1	1	1	3	0.04
		13	MANSUR Salem	7	27	2	6	6	14	0.07
		<b>Team Totals</b>	<b>8</b>	<b>27</b>	<b>27</b>	<b>80</b>	<b>100</b>	<b>207</b>	<b>1.00</b>	


Scoring Servers		No	Name	MP	SP	Succ	Faults	Cont	Total	Avg
		2	SALIL Ali Said	8	27	3	-	54	57	0.11
		3	ALMEDNENE Mousbah A M	8	27	-	1	5	6	0.00
		4	ELKELABE Zuhair M	8	27	5	3	55	63	0.19
		5	ELGHASHIR Abulgasem	8	27	-	-	-	-	0.00
		6	SAEID I Hashem	7	27	8	7	43	58	0.30
		7	M SUSAEN Gama	8	27	-	3	16	19	0.00
		8	ALAGURI Salah	8	27	3	4	39	46	0.11
		9	ABDELGADER SALEH Saleh Ibrahim	8	27	3	3	58	64	0.11
		10	ABUSETIN Mustafa	7	27	3	9	55	67	0.11
		11	EMHEMED SALEM Salem	8	27	4	3	18	25	0.15
		12	ZAITUNI Abdulhakim H	6	27	-	1	-	1	0.00
		13	MANSUR Salem	7	27	-	1	2	3	0.00
		<b>Team Totals</b>	<b>8</b>	<b>27</b>	<b>29</b>	<b>35</b>	<b>345</b>	<b>409</b>	<b>1.07</b>	


<b>Team</b>	<b>Opponent Errors &amp; Team Faults</b>	254	131
-------------	--	-----	-----


<b>Legend:</b>	<b>Succ</b> Successes	<b>Cont</b> Continues	<b>Succ %</b> Success %	<b>Avg</b> Average per set	<b>MP</b> Matches Played
	<b>SP</b> Team Sets Played				

## LBA · Libyan Arab Jamahiriya

After 8 Matches

Non-Scoring Diggers		No	Name	MP	SP	Exc	Faults	Cont	Total	Avg
		2	SALIL Ali Said	8	27	16	24	39	79	0.59
		3	ALMEDNENE Mousbah A M	8	27	2	2	3	7	0.07
		4	ELKELABE Zuhair M	8	27	16	24	41	81	0.59
		5	ELGHASHIR Abulgasem	8	27	1	-	2	3	0.04
		6	SAEID I Hashem	7	27	7	24	32	63	0.26
		7	M SUSAEEN Gama	8	27	2	6	20	28	0.07
		8	ALAGURI Salah	8	27	17	16	24	57	0.63
		9	ABDELGADER SALEH Saleh Ibrahim	8	27	18	34	52	104	0.67
		10	ABUSETIN Mustafa	7	27	10	24	53	87	0.37
		11	EMHEMED SALEM Salem	8	27	9	12	18	39	0.33
		12	ZAITUNI Abdulhakim H	6	27	-	2	2	4	0.00
		13	MANSUR Salem	7	27	1	3	9	13	0.04
			Team Totals		8	27	99	171	295	565

Non-Scoring Setters		No	Name	MP	SP	Exc	Faults	Cont	Total	Avg
		2	SALIL Ali Said	8	27	4	5	50	59	0.15
		3	ALMEDNENE Mousbah A M	8	27	-	-	2	2	0.00
		4	ELKELABE Zuhair M	8	27	7	4	39	50	0.26
		5	ELGHASHIR Abulgasem	8	27	-	-	3	3	0.00
		6	SAEID I Hashem	7	27	10	4	48	62	0.37
		7	M SUSAEEN Gama	8	27	3	-	13	16	0.11
		8	ALAGURI Salah	8	27	7	4	51	62	0.26
		9	ABDELGADER SALEH Saleh Ibrahim	8	27	8	1	48	57	0.30
		10	ABUSETIN Mustafa	7	27	11	-	46	57	0.41
		11	EMHEMED SALEM Salem	8	27	1	1	21	23	0.04
		12	ZAITUNI Abdulhakim H	6	27	-	-	1	1	0.00
		13	MANSUR Salem	7	27	2	2	2	6	0.07
			Team Totals		8	27	53	21	324	398

Non-Scoring Receivers		No	Name	MP	SP	Exc	Faults	Cont	Total	Eff %
		2	SALIL Ali Said	8	27	48	5	16	69	62.32
		3	ALMEDNENE Mousbah A M	8	27	2	1	3	6	16.67
		4	ELKELABE Zuhair M	8	27	44	7	13	64	57.81
		5	ELGHASHIR Abulgasem	8	27	-	2	2	4	-50.0
		6	SAEID I Hashem	7	27	29	9	12	50	40.00
		7	M SUSAEEN Gama	8	27	15	5	4	24	41.67
		8	ALAGURI Salah	8	27	33	3	11	47	63.83
		9	ABDELGADER SALEH Saleh Ibrahim	8	27	68	8	22	98	61.22
		10	ABUSETIN Mustafa	7	27	53	13	24	90	44.44
		11	EMHEMED SALEM Salem	8	27	8	6	13	27	7.41
		12	ZAITUNI Abdulhakim H	6	27	-	3	-	3	-100.0
		13	MANSUR Salem	7	27	1	-	3	4	25.00
			Team Totals		8	27	301	62	123	486

Legend:


Exc	Excellent	Cont	Continues	Exc %	Efficiency %	Avg	Average per set	MP	Matches Played
SP	Team Sets Played								


PRNVS00000192.00084A 00102813:59V070

# HUN · Hungary

After 8 Matches

Scoring Attackers		No	Name	MP	SP	Succ	Faults	Cont	Total	Succ %
	1	LOCSEI Sandor	8	24	15	14	27	56	26.79	
	2	SZIGEDI Laszlo	8	24	4	4	4	12	33.33	
	3	SZABO Laszlo	8	24	15	4	25	44	34.09	
	4	GAL Janos	8	24	-	-	-	-	0.00	
	5	PERES Janos	8	24	2	3	3	8	25.00	
	6	KEKECS Miklos	8	24	22	19	45	86	25.58	
	7	DOMOKOS Andras	8	24	8	4	14	26	30.77	
	8	STIRCZER Jozsef	8	24	12	12	40	64	18.75	
	9	KOVACS Laszlo	8	24	-	-	-	-	0.00	
	10	SZECSENYI Lajos	8	24	5	4	14	23	21.74	
	14	MANYAK Attila	8	24	87	37	101	225	38.67	
	15	MAKAROVSZKI Sandor	8	24	39	19	63	121	32.23	
	Team Totals		8	24	209	120	336	665	31.43	

Scoring Blockers		No	Name	MP	SP	Succ	Faults	Cont	Total	Avg
	1	LOCSEI Sandor	8	24	10	15	11	36	0.42	
	2	SZIGEDI Laszlo	8	24	3	5	8	16	0.13	
	3	SZABO Laszlo	8	24	2	3	-	5	0.08	
	4	GAL Janos	8	24	1	-	-	1	0.04	
	5	PERES Janos	8	24	3	-	1	4	0.13	
	6	KEKECS Miklos	8	24	9	13	51	73	0.38	
	7	DOMOKOS Andras	8	24	8	12	33	53	0.33	
	8	STIRCZER Jozsef	8	24	8	9	16	33	0.33	
	9	KOVACS Laszlo	8	24	-	-	-	-	0.00	
	10	SZECSENYI Lajos	8	24	8	18	13	39	0.33	
	14	MANYAK Attila	8	24	14	15	30	59	0.58	
	15	MAKAROVSZKI Sandor	8	24	25	32	51	108	1.04	
	Team Totals		8	24	91	122	214	427	3.79	

Scoring Servers		No	Name	MP	SP	Succ	Faults	Cont	Total	Avg
	1	LOCSEI Sandor	8	24	5	3	41	49	0.21	
	2	SZIGEDI Laszlo	8	24	1	2	12	15	0.04	
	3	SZABO Laszlo	8	24	5	3	25	33	0.21	
	4	GAL Janos	8	24	1	1	1	3	0.04	
	5	PERES Janos	8	24	2	1	11	14	0.08	
	6	KEKECS Miklos	8	24	2	5	81	88	0.08	
	7	DOMOKOS Andras	8	24	9	7	75	91	0.38	
	8	STIRCZER Jozsef	8	24	5	1	47	53	0.21	
	9	KOVACS Laszlo	8	24	-	-	-	-	0.00	
	10	SZECSENYI Lajos	8	24	3	3	43	49	0.13	
	14	MANYAK Attila	8	24	11	6	49	66	0.46	
	15	MAKAROVSZKI Sandor	8	24	3	4	70	77	0.13	
	Team Totals		8	24	47	36	455	538	1.96	


Team	Opponent Errors & Team Faults	187	68
------	-------------------------------	-----	----


Legend:									
Succ	Successes	Cont	Continues	Succ %	Success %	Avg	Average per set	MP	Matches Played
SP	Team Sets Played								




# HUN · Hungary

After 8 Matches

Non-Scoring Diggers		No	Name	MP	SP	Exc	Faults	Cont	Total	Avg	
		1	LOCSEI Sandor	8	24	22	10	15	47	0.92	
		2	SZIGEDI Laszlo	8	24	4	-	5	9	0.17	
		3	SZABO Laszlo	8	24	10	3	2	15	0.42	
		4	GAL Janos	8	24	1	-	1	2	0.04	
		5	PERES Janos	8	24	4	-	6	10	0.17	
		6	KEKECS Miklos	8	24	43	17	39	99	1.79	
		7	DOMOKOS Andras	8	24	6	6	8	20	0.25	
		8	STIRCZER Jozsef	8	24	31	19	26	76	1.29	
		9	KOVACS Laszlo	8	24	74	19	47	140	3.08	
		10	SZECSENYI Lajos	8	24	8	5	6	19	0.33	
		14	MANYAK Attila	8	24	38	16	19	73	1.58	
		15	MAKAROVSZKI Sandor	8	24	33	20	25	78	1.38	
			Team Totals		8	24	274	115	199	588	11.42

Non-Scoring Setters		No	Name	MP	SP	Exc	Faults	Cont	Total	Avg	
		1	LOCSEI Sandor	8	24	18	-	46	64	0.75	
		2	SZIGEDI Laszlo	8	24	1	1	1	3	0.04	
		3	SZABO Laszlo	8	24	1	-	4	5	0.04	
		4	GAL Janos	8	24	5	1	11	17	0.21	
		5	PERES Janos	8	24	-	-	-	-	0.00	
		6	KEKECS Miklos	8	24	2	1	29	32	0.08	
		7	DOMOKOS Andras	8	24	73	4	116	193	3.04	
		8	STIRCZER Jozsef	8	24	4	-	16	20	0.17	
		9	KOVACS Laszlo	8	24	3	-	18	21	0.13	
		10	SZECSENYI Lajos	8	24	39	3	89	131	1.63	
		14	MANYAK Attila	8	24	5	-	26	31	0.21	
		15	MAKAROVSZKI Sandor	8	24	11	1	31	43	0.46	
			Team Totals		8	24	162	11	387	560	6.75

Non-Scoring Receivers		No	Name	MP	SP	Exc	Faults	Cont	Total	Eff %	
		1	LOCSEI Sandor	8	24	8	3	2	13	38.46	
		2	SZIGEDI Laszlo	8	24	4	-	3	7	57.14	
		3	SZABO Laszlo	8	24	11	-	2	13	84.62	
		4	GAL Janos	8	24	-	-	1	1	0.00	
		5	PERES Janos	8	24	1	1	-	2	0.00	
		6	KEKECS Miklos	8	24	53	4	18	75	65.33	
		7	DOMOKOS Andras	8	24	-	-	1	1	0.00	
		8	STIRCZER Jozsef	8	24	30	4	12	46	56.52	
		9	KOVACS Laszlo	8	24	100	10	27	137	65.69	
		10	SZECSENYI Lajos	8	24	-	-	-	-	0.00	
		14	MANYAK Attila	8	24	24	-	13	37	64.86	
		15	MAKAROVSZKI Sandor	8	24	40	7	23	70	47.14	
			Team Totals		8	24	271	29	102	402	60.20

<b>Legend:</b>										
Exc	Excellent	Cont	Continues	Exc %	Efficiency %	Avg	Average per set	MP	Matches Played	
SP	Team Sets Played									

PRNVS00000193.00073 00102815:45V01P

# MEN'S SITTING CLASSIFICATION 5-6 MATCH RESULTS



SAT 28 OCT 2000

P2

PAVILION 3

Match No: 44  
Start Time: 14:30

NED vs GER  
1 2

Spectators:

Team	Sets	1	2	3	4	5	Total
NED	1	25	18	25	0		68
GER	2	27	25	22	0		74
	Minutes	24	20	24			68

Referees: PLESNIK Janko (SLO) & SHEHATA Mohamed (EGY)

NED ■ Netherlands							GER ■ Germany								
No	Name	1	2	3	4	5	Pts	No	Name	1	2	3	4	5	Pts
1	TOP Pieter	■	■	■			13	1	SCHIFFLER Alexander	□	□	□			1
3	AALDERS Henk	■	■	■			17	2	STETTNER Ferenc	■	■	■			7
4	OONK Alfred	■	■	■			4	3	RENGER Thomas	■	■	■			8
5	L VENDERBOSCH Andre	L	L	L				5	5	HAUSSIG Uwe	□	□	□		
6	OOMEN Harry	□	□	■			1	6	SOICKE Siegmund	■	■	■			5
7	DURGE Ron	■					2	7	von der TRENCK Stefan		□	□			1
8	TIMMERMAN Edwin	■	■	■			6	8	MIMBERG Dirk	■	■	■			13
9	TIBBEN Stefan	□	□	□			3	9	SCHRAPP Juergen	■	■	■			19
10	LIJSSEN Martin							10	10	WISCHNEWSKI Stefan		□	□		
11	van der BROEK Edwin				□		1	11	RICKMANN Martin	□	□	□			
12	VERSTAPPEN Johan	■	■	■			3	12	BARSCH Steffen	■	■	■			6
14	REEKERS Johan		■												
<b>Head Coach:</b> JANSEN Kees							<b>Head Coach:</b> DE HAAN Jouke								
<b>Assistant:</b> BANFI Jozef							<b>Assistant:</b> WILKENS Andreas								

## TEAM AND PLAYER PERFORMANCES

Won	Total Atts	No	Name	Scoring Skills	Won	Total Atts	No	Name
35	99	Total Team		Attack	46	102	Total Team	
14	30	3	AALDERS Henk		18	24	9	SCHRAPP Juergen
9	22	1	TOP Pieter		10	27	8	MIMBERG Dirk
5	17	8	TIMMERMAN Edwin		6	15	3	RENGER Thomas
13	54	Total Team		Block	9	40	Total Team	
4	7	1	TOP Pieter		3	9	12	BARSCH Steffen
2	10	4	OONK Alfred		2	4	8	MIMBERG Dirk
1	3	3	AALDERS Henk		1	8	3	RENGER Thomas
2	68	Total Team		Serve	5	73	Total Team	
2	11	3	AALDERS Henk		2	20	2	STETTNER Ferenc
					1	11	3	RENGER Thomas
					1	13	6	SOICKE Siegmund
18		Total Team		Opp Error	14		Total Team	
68	221	Total Team			74	215	Total Team	
17	17	3	AALDERS Henk		<b>Best Scorer</b>	19	19	9

Jury President:  
Signature:

### Legend:

■ Starting line-up      □ Substitute      nn Team Captain      □ L Substitute libero  
Pts Points scored      L Libero Player      Opp Opponent      Atts Attempts

PRNVS00000194.00083 00102815:45V01P


Match No 44  
Start Time: 14:30


NED vs GER  
1 2

Spectators:

Team	Sets	1	2	3	4	5	Total
NED	1	25	18	25	0		68
GER	2	27	25	22	0		74
	Minutes	24	20	24			68

## NED · Netherlands

Scoring Attackers		Rk	No	Name	Succ	Faults	Cont	Total	Succ %
		1	3	AALDERS Henk	14	4	12	30	46.67
		2	1	TOP Pieter	9	3	10	22	40.91
		3	8	TIMMERMAN Edwin	5	1	11	17	29.41
		12		VERSTAPPEN Johan	2	3	6	11	
		4		OONK Alfred	2	1	4	7	
		9		TIBBEN Stefan	2	-	3	5	
		7		DURGE Ron	1	1	1	3	
		6		OOMEN Harry	-	-	2	2	
		14		REEKERS Johan	-	-	2	2	
		10		LIJSSEN Martin	-	-	-	-	
		5		VENDERBOSCH Andre	-	-	-	-	
Limit 15.00%		11		van der BROEK Edwin	-	-	-	-	
		Total Team			35	13	51	99	35.35

Scoring Blockers		Rk	No	Name	Succ	Faults	Cont	Total	Avg
		1	1	TOP Pieter	4	2	1	7	1.33
		2	4	OONK Alfred	2	3	5	10	0.67
		3	8	TIMMERMAN Edwin	1	7	5	13	0.33
		12		VERSTAPPEN Johan	1	2	4	7	0.33
		7		DURGE Ron	1	1	2	4	0.33
		6		OOMEN Harry	1	1	2	4	0.33
		3		AALDERS Henk	1	-	2	3	0.33
		9		TIBBEN Stefan	1	1	1	3	0.33
		11		van der BROEK Edwin	1	1	1	3	0.33
		10		LIJSSEN Martin	-	-	-	-	
		14		REEKERS Johan	-	-	-	-	
	5		VENDERBOSCH Andre	-	-	-	-		
		Total Team			13	18	23	54	4.33

Scoring Servers		Rk	No	Name	Succ	Faults	Cont	Total	Avg
		1	3	AALDERS Henk	2	1	8	11	0.67
		2	1	TOP Pieter	-	-	10	10	0.00
		12		VERSTAPPEN Johan	-	-	10	10	0.00
		4		OONK Alfred	-	1	8	9	0.00
		8		TIMMERMAN Edwin	-	-	9	9	0.00
		7		DURGE Ron	-	1	4	5	0.00
		6		OOMEN Harry	-	-	5	5	0.00
		9		TIBBEN Stefan	-	-	5	5	0.00
		14		REEKERS Johan	-	-	4	4	0.00
		10		LIJSSEN Martin	-	-	-	-	
		5		VENDERBOSCH Andre	-	-	-	-	
	11		van der BROEK Edwin	-	-	-	-		
		Total Team			2	3	63	68	0.67

Team	Opponent Errors & Team Faults	18	9
------	-------------------------------	----	---

Legend:									
Rk	Rank	Succ	Successes	Cont	Continues	Succ %	Success %	Avg	Average per set




Match No 44  
Start Time: 14:30


NED vs GER  
1 2


Spectators:

Team	Sets	1	2	3	4	5	Total
NED	1	25	18	25	0		68
GER	2	27	25	22	0		74
	Minutes	24	20	24			68

## NED - Netherlands

Non-Scoring Diggers		Rk	No	Name	Exc	Faults	Cont	Total	Avg
		1	1	TOP Pieter	9	2	1	12	3.00
		2	3	AALDERS Henk	8	3	2	13	2.67
		3	5	VENDERBOSCH Andre	7	5	-	12	2.33
		4	4	OONK Alfred	6	7	1	14	2.00
		5	7	DURGE Ron	4	1	-	5	1.33
		6	6	OOMEN Harry	2	1	1	4	0.67
		8		TIMMERMAN Edwin	2	1	-	3	0.67
		12		VERSTAPPEN Johan	2	1	-	3	0.67
		9	14	REEKERS Johan	-	2	-	2	0.00
		10		LIJSSEN Martin	-	-	-	-	-
		9		TIBBEN Stefan	-	-	-	-	-
	11		van der BROEK Edwin	-	-	-	-	-	
Total Team					40	23	5	68	13.33

Non-Scoring Setters		Rk	No	Name	Exc	Faults	Cont	Total	Avg
		1	4	OONK Alfred	14	1	27	42	4.67
		2	6	OOMEN Harry	8	2	17	27	2.67
		3	7	DURGE Ron	3	1	2	6	1.00
		4	14	REEKERS Johan	2	-	5	7	0.67
		6	3	AALDERS Henk	2	-	2	4	0.67
		1		TOP Pieter	-	1	3	4	0.00
		8		TIMMERMAN Edwin	-	-	2	2	0.00
		5		VENDERBOSCH Andre	-	-	2	2	0.00
		12		VERSTAPPEN Johan	-	-	1	1	0.00
		11		van der BROEK Edwin	-	-	1	1	0.00
		10		LIJSSEN Martin	-	-	-	-	-
	9		TIBBEN Stefan	-	-	-	-	-	
Total Team					29	5	62	96	9.67

Non-Scoring Receivers		Rk	No	Name	Exc	Faults	Cont	Total	Eff %
		1	1	TOP Pieter	18	-	-	18	100.0
		2	5	VENDERBOSCH Andre	19	1	2	22	81.82
		3		AALDERS Henk	10	-	-	10	-
		12		VERSTAPPEN Johan	8	-	-	8	-
		7		DURGE Ron	2	1	-	3	-
		4		OONK Alfred	1	1	-	2	-
		14		REEKERS Johan	1	-	-	1	-
		10		LIJSSEN Martin	-	-	-	-	-
		6		OOMEN Harry	-	-	-	-	-
		9		TIBBEN Stefan	-	-	-	-	-
		8		TIMMERMAN Edwin	-	-	-	-	-
	11		van der BROEK Edwin	-	-	-	-	-	
Total Team					59	3	2	64	87.50

Limit

25.00%

Legend:

Rk Rank Exc Excellent Cont Continues Eff % Efficiency % Avg Average per set

Match No 44  
Start Time: 14:30

NED vs GER  
1 2

Spectators:

Team	Sets	1	2	3	4	5	Total
NED	1	25	18	25	0		68
GER	2	27	25	22	0		74
	Minutes	24	20	24			68

## GER - Germany

Scoring Attackers		Rk	No	Name	Succ	Faults	Cont	Total	Succ %
		1	9	SCHRAPP Juergen	18	-	6	24	75.00
		2	8	MIMBERG Dirk	10	9	8	27	37.04
		3	12	BARSCH Steffen	3	4	9	16	18.75
		3		RENGER Thomas	6	5	4	15	
		2		STETTNER Ferenc	5	2	5	12	
		6		SOICKE Siegmund	3	-	-	3	
		7		von der TRENCK Stefan	-	2	1	3	
		1		SCHIFFLER Alexander	1	-	1	2	
		5		HAUSSIG Uwe	-	-	-	-	
		11		RICKMANN Martin	-	-	-	-	
		10		WISCHNEWSKI Stefan	-	-	-	-	
Limit 15.00%		Total Team			46	22	34	102	45.10

Scoring Blockers		Rk	No	Name	Succ	Faults	Cont	Total	Avg
		1	12	BARSCH Steffen	3	3	3	9	1.00
		2	8	MIMBERG Dirk	2	-	2	4	0.67
		3	3	RENGER Thomas	1	5	2	8	0.33
		6		SOICKE Siegmund	1	4	2	7	0.33
		9		SCHRAPP Juergen	1	1	3	5	0.33
		7		von der TRENCK Stefan	1	-	-	1	0.33
		7	2	STETTNER Ferenc	-	3	2	5	0.00
		1		SCHIFFLER Alexander	-	-	1	1	0.00
		5		HAUSSIG Uwe	-	-	-	-	
		11		RICKMANN Martin	-	-	-	-	
		10		WISCHNEWSKI Stefan	-	-	-	-	
	Total Team			9	16	15	40	3.00	

Scoring Servers		Rk	No	Name	Succ	Faults	Cont	Total	Avg
		1	2	STETTNER Ferenc	2	1	17	20	0.67
		2	6	SOICKE Siegmund	1	2	10	13	0.33
		3		RENGER Thomas	1	1	9	11	0.33
		8		MIMBERG Dirk	1	-	9	10	0.33
		5	12	BARSCH Steffen	-	2	7	9	0.00
		9		SCHRAPP Juergen	-	1	8	9	0.00
		5		HAUSSIG Uwe	-	-	1	1	0.00
		11		RICKMANN Martin	-	-	-	-	
		1		SCHIFFLER Alexander	-	-	-	-	
		10		WISCHNEWSKI Stefan	-	-	-	-	
	7		von der TRENCK Stefan	-	-	-	-		
	Total Team			5	7	61	73	1.67	

Team	Opponent Errors & Team Faults	14	7
------	-------------------------------	----	---

Legend:									
Rk	Rank	Succ	Successes	Cont	Continues	Succ %	Success %	Avg	Average per set




Match No 44  
Start Time: 14:30


NED vs GER  
1 2


Spectators:

Team	Sets	1	2	3	4	5	Total
NED	1	25	18	25	0		68
GER	2	27	25	22	0		74
	Minutes	24	20	24			68

## GER - Germany

Non-Scoring Diggers		Rk	No	Name	Exc	Faults	Cont	Total	Avg
		1	2	STETTNER Ferenc	10	1	3	14	3.33
		2	8	MIMBERG Dirk	9	5	2	16	3.00
		3	12	BARSCH Steffen	6	2	5	13	2.00
		4	6	SOICKE Siegmund	5	3	4	12	1.67
		5	9	SCHRAPP Juergen	5	2	4	11	1.67
		6	3	RENGER Thomas	3	-	4	7	1.00
		7	7	von der TRENCK Stefan	2	-	-	2	0.67
		8	10	WISCHNEWSKI Stefan	1	-	-	1	0.33
		9	11	RICKMANN Martin	-	1	-	1	0.00
		10	5	SCHIFFLER Alexander	-	-	1	1	0.00
			HAUSSIG Uwe	-	-	-	-	-	-
Total Team					41	14	23	78	13.67

Non-Scoring Setters		Rk	No	Name	Exc	Faults	Cont	Total	Avg
		1	2	STETTNER Ferenc	18	-	13	31	6.00
		2	6	SOICKE Siegmund	11	-	37	48	3.67
		3	3	RENGER Thomas	3	-	1	4	1.00
		4	12	BARSCH Steffen	2	-	6	8	0.67
		5	9	SCHRAPP Juergen	1	-	2	3	0.33
		6	5	HAUSSIG Uwe	-	-	-	-	-
		7	8	MIMBERG Dirk	-	-	-	-	-
		8	11	RICKMANN Martin	-	-	-	-	-
		9	1	SCHIFFLER Alexander	-	-	-	-	-
		10	10	WISCHNEWSKI Stefan	-	-	-	-	-
	11	7	von der TRENCK Stefan	-	-	-	-	-	
Total Team					35	-	59	94	11.67

Non-Scoring Receivers		Rk	No	Name	Exc	Faults	Cont	Total	Eff %
		1	3	RENGER Thomas	23	-	2	25	92.00
		2	12	BARSCH Steffen	14	1	1	16	81.25
		3	9	SCHRAPP Juergen	9	-	1	10	
		4	8	MIMBERG Dirk	1	1	2	4	
		5	2	STETTNER Ferenc	2	-	1	3	
		6	11	RICKMANN Martin	2	-	-	2	
		7	6	SOICKE Siegmund	1	-	-	1	
		8	10	WISCHNEWSKI Stefan	-	-	1	1	
		9	7	von der TRENCK Stefan	-	-	1	1	
		10	5	HAUSSIG Uwe	-	-	-	-	
	11	1	SCHIFFLER Alexander	-	-	-	-		
Total Team					52	2	9	63	79.37

Limit

25.00%

Legend:									
Rk	Rank	Exc	Excellent	Cont	Continues	Eff %	Efficiency %	Avg	Average per set



PRNVS00000195.00073 00102816:14V010

# MEN'S SITTING CLASSIFICATION 5-6 MATCH RESULTS



SAT 28 OCT 2000

P2

PAVILION 3

Match No: 44  
Start Time: 14:30

NED vs GER  
1 3

Spectators: 2525

Team	Sets	1	2	3	4	Total
NED	1	25	18	25	20	88
GER	3	27	25	22	25	99
	Minutes	24	20	24	23	91

Referees: PLESNIK Janko (SLO) & SHEHATA Mohamed (EGY)

NED ■ Netherlands							GER ■ Germany								
No	Name	1	2	3	4	5	Pts	No	Name	1	2	3	4	5	Pts
1	TOP Pieter	■	■	■	■		13	1	SCHIFFLER Alexander	□	□	□	□		2
3	AALDERS Henk	■	■	■	■		22	2	STETTNER Ferenc	■	■	■	■		9
4	OONK Alfred	■	■	■	■		6	3	RENGER Thomas	■	■	■	■		8
5	L VENDERBOSCH Andre	L	L	L	L			5	HAUSSIG Uwe	□	□	□	□		
6	OOMEN Harry	□	□	■	■		3	6	SOICKE Siegmund	■	■	■	■		6
7	DURGE Ron	■					2	7	von der TRENCK Stefan		□				1
8	TIMMERMAN Edwin	■	■	■	■		7	8	MIMBERG Dirk	■	■	■	■		15
9	TIBBEN Stefan	□	□	□	■		9	9	SCHRAPP Juergen	■	■	■	■		25
10	LIJSSEN Martin							10	WISCHNEWSKI Stefan		□				
11	van der BROEK Edwin				□	□	1	11	RICKMANN Martin	□	□	□	□		
12	VERSTAPPEN Johan	■	■	■			3	12	BARSCH Steffen	■	■	■	■		9
14	REEKERS Johan		■												
<b>Head Coach:</b> JANSEN Kees							<b>Head Coach:</b> DE HAAN Jouke								
<b>Assistant:</b> BANFI Jozef							<b>Assistant:</b> WILKENS Andreas								

## TEAM AND PLAYER PERFORMANCES

Won	Total Atts	No	Name	Scoring Skills	Won	Total Atts	No	Name
47	153	<b>Total Team</b>		<b>Attack</b>	59	146	<b>Total Team</b>	
19	41	3	AALDERS Henk		23	39	9	SCHRAPP Juergen
9	34	1	TOP Pieter		12	38	8	MIMBERG Dirk
8	14	9	TIBBEN Stefan		7	17	2	STETTNER Ferenc
17	66	<b>Total Team</b>		<b>Block</b>	11	59	<b>Total Team</b>	
4	7	1	TOP Pieter		4	15	12	BARSCH Steffen
4	12	4	OONK Alfred		2	6	8	MIMBERG Dirk
2	5	6	OOMEN Harry	2	10	9	SCHRAPP Juergen	
2	89	<b>Total Team</b>		<b>Serve</b>	5	97	<b>Total Team</b>	
2	14	3	AALDERS Henk		2	25	2	STETTNER Ferenc
					1	12	3	RENGER Thomas
22		<b>Total Team</b>		<b>Opp Error</b>	1	18	6	SOICKE Siegmund
88	308	<b>Total Team</b>			24		<b>Total Team</b>	
		<b>Total Team</b>			99	302	<b>Total Team</b>	
22	22	3	AALDERS Henk	<b>Best Scorer</b>	25	25	9	SCHRAPP Juergen

### Legend:

■ Starting line-up      □ Substitute      nn Team Captain      □ L Substitute libero  
 Pts Points scored      L Libero Player      Opp Opponent      Atts Attempts

PRNVS00000196.00083 00102816:20V010


Match No 44  
Start Time: 14:30


NED vs GER  
1 3


Spectators: 2525

Team	Sets	1	2	3	4	Total
NED	1	25	18	25	20	88
GER	3	27	25	22	25	99
	Minutes	24	20	24	23	91

## NED · Netherlands

Scoring Attackers		Rk	No	Name	Succ	Faults	Cont	Total	Succ %
	1	3	AALDERS Henk	19	5	17	41	46.34	
	2	1	TOP Pieter	9	4	21	34	26.47	
	3	8	TIMMERMAN Edwin	5	3	18	26	19.23	
	9	TIBBEN Stefan	8	-	6	14			
	4	OONK Alfred	2	3	8	13			
	12	VERSTAPPEN Johan	2	3	6	11			
	6	OOMEN Harry	1	-	4	5			
	7	DURGE Ron	1	1	1	3			
	11	van der BROEK Edwin	-	1	2	3			
	14	REEKERS Johan	-	-	2	2			
5	VENDERBOSCH Andre	-	-	1	1				
10	LIJSSEN Martin	-	-	-	-				
Limit 15.00%		Total Team			47	20	86	153	30.72

Scoring Blockers		Rk	No	Name	Succ	Faults	Cont	Total	Avg
	1	4	OONK Alfred	4	3	5	12	1.00	
	1	TOP Pieter	4	2	1	7	1.00		
	3	8	TIMMERMAN Edwin	2	7	5	14	0.50	
	6	OOMEN Harry	2	1	2	5	0.50		
	5	9	TIBBEN Stefan	1	5	2	8	0.25	
	12	VERSTAPPEN Johan	1	2	4	7	0.25		
	3	AALDERS Henk	1	-	4	5	0.25		
	7	DURGE Ron	1	1	2	4	0.25		
	11	van der BROEK Edwin	1	1	2	4	0.25		
	10	LIJSSEN Martin	-	-	-	-			
14	REEKERS Johan	-	-	-	-				
5	VENDERBOSCH Andre	-	-	-	-				
		Total Team			17	22	27	66	4.25

Scoring Servers		Rk	No	Name	Succ	Faults	Cont	Total	Avg
	1	3	AALDERS Henk	2	2	10	14	0.50	
	2	8	TIMMERMAN Edwin	-	-	15	15	0.00	
	1	TOP Pieter	-	-	13	13	0.00		
	4	OONK Alfred	-	1	11	12	0.00		
	12	VERSTAPPEN Johan	-	-	10	10	0.00		
	6	OOMEN Harry	-	-	9	9	0.00		
	9	TIBBEN Stefan	-	-	7	7	0.00		
	7	DURGE Ron	-	1	4	5	0.00		
	14	REEKERS Johan	-	-	4	4	0.00		
	10	LIJSSEN Martin	-	-	-	-			
5	VENDERBOSCH Andre	-	-	-	-				
11	van der BROEK Edwin	-	-	-	-				
		Total Team			2	4	83	89	0.50

Team	Opponent Errors & Team Faults	22	13
------	-------------------------------	----	----

Legend:									
Rk	Rank	Succ	Successes	Cont	Continues	Succ %	Success %	Avg	Average per set



Match No 44  
Start Time: 14:30

**NED vs GER**  
1                      3

Spectators: 2525

Team	Sets	1	2	3	4	Total
<b>NED</b>	<b>1</b>	25	18	25	20	88
<b>GER</b>	<b>3</b>	27	25	22	25	99
Minutes		24	20	24	23	91

## NED · Netherlands

Non-Scoring Diggers	Rk	No	Name	Exc	Faults	Cont	Total	Avg
	1	1	TOP Pieter	13	4	2	19	3.25
	2	6	OOMEN Harry	12	1	2	15	3.00
	3	5	VENDERBOSCH Andre	11	8	-	19	2.75
		3	AALDERS Henk	11	4	3	18	2.75
	5	4	OONK Alfred	9	9	3	21	2.25
	6	7	DURGE Ron	4	1	-	5	1.00
	7	8	TIMMERMAN Edwin	3	1	-	4	0.75
	8	12	VERSTAPPEN Johan	2	1	-	3	0.50
		11	van der BROEK Edwin	2	-	-	2	0.50
	10	9	TIBBEN Stefan	1	-	2	3	0.25
	11	14	REEKERS Johan	-	2	-	2	0.00
		10	LIJSSEN Martin	-	-	-	-	-
Total Team				68	31	12	111	17.00

Non-Scoring Setters	Rk	No	Name	Exc	Faults	Cont	Total	Avg
	1	6	OOMEN Harry	18	3	22	43	4.50
	2	4	OONK Alfred	16	1	44	61	4.00
	3	7	DURGE Ron	3	1	2	6	0.75
	4	3	AALDERS Henk	2	-	5	7	0.50
		14	REEKERS Johan	2	-	5	7	0.50
	6	8	TIMMERMAN Edwin	1	-	4	5	0.25
		5	VENDERBOSCH Andre	1	-	3	4	0.25
	8	1	TOP Pieter	-	1	5	6	0.00
		9	TIBBEN Stefan	-	-	1	1	0.00
		12	VERSTAPPEN Johan	-	-	1	1	0.00
		11	van der BROEK Edwin	-	-	1	1	0.00
		10	LIJSSEN Martin	-	-	-	-	-
Total Team				43	6	93	142	10.75

Non-Scoring Receivers	Rk	No	Name	Exc	Faults	Cont	Total	Eff %
	1	1	TOP Pieter	24	-	1	25	96.00
	2	5	VENDERBOSCH Andre	24	1	3	28	82.14
		3	AALDERS Henk	14	-	1	15	
		12	VERSTAPPEN Johan	8	-	-	8	
		7	DURGE Ron	2	1	-	3	
		4	OONK Alfred	2	1	-	3	
		6	OOMEN Harry	2	-	-	2	
		14	REEKERS Johan	1	-	-	1	
		10	LIJSSEN Martin	-	-	-	-	
		9	TIBBEN Stefan	-	-	-	-	
		8	TIMMERMAN Edwin	-	-	-	-	
		11	van der BROEK Edwin	-	-	-	-	
Limit 25.00%			Total Team	77	3	5	85	87.06

<b>Legend:</b>											
Rk	Rank		Exc	Excellent		Cont	Continues		Eff %	Efficiency %	
										Avg	Average per set


Match No 44  
Start Time: 14:30

NED vs GER  
1 3


Spectators: 2525

Team	Sets	1	2	3	4	Total
NED	1	25	18	25	20	88
GER	3	27	25	22	25	99
	Minutes	24	20	24	23	91

## GER - Germany

Scoring Attackers		Rk	No	Name	Succ	Faults	Cont	Total	Succ %
		1	9	SCHRAPP Juergen	23	3	13	39	58.97
		2	8	MIMBERG Dirk	12	10	16	38	31.58
		3	12	BARSCH Steffen	5	4	13	22	22.73
		2		STETTNER Ferenc	7	2	8	17	
		3		RENGER Thomas	6	6	4	16	
		6		SOICKE Siegmund	4	-	3	7	
		1		SCHIFFLER Alexander	2	-	1	3	
		7		von der TRENCK Stefan	-	2	1	3	
		5		HAUSSIG Uwe	-	1	-	1	
		11		RICKMANN Martin	-	-	-	-	
		10		WISCHNEWSKI Stefan	-	-	-	-	
	Limit 15.00%		Total Team			59	28	59	146

Scoring Blockers		Rk	No	Name	Succ	Faults	Cont	Total	Avg
		1	12	BARSCH Steffen	4	4	7	15	1.00
		2	9	SCHRAPP Juergen	2	3	5	10	0.50
		8		MIMBERG Dirk	2	-	4	6	0.50
		4	6	SOICKE Siegmund	1	7	2	10	0.25
		3		RENGER Thomas	1	5	2	8	0.25
		7		von der TRENCK Stefan	1	-	-	1	0.25
		7	2	STETTNER Ferenc	-	4	4	8	0.00
		1		SCHIFFLER Alexander	-	-	1	1	0.00
		5		HAUSSIG Uwe	-	-	-	-	
		11		RICKMANN Martin	-	-	-	-	
		10		WISCHNEWSKI Stefan	-	-	-	-	
	Total Team			11	23	25	59	2.75	

Scoring Servers		Rk	No	Name	Succ	Faults	Cont	Total	Avg
		1	2	STETTNER Ferenc	2	1	22	25	0.50
		2	6	SOICKE Siegmund	1	2	15	18	0.25
		8		MIMBERG Dirk	1	-	13	14	0.25
		3		RENGER Thomas	1	1	10	12	0.25
		5	9	SCHRAPP Juergen	-	1	12	13	0.00
		12		BARSCH Steffen	-	2	8	10	0.00
		5		HAUSSIG Uwe	-	-	3	3	0.00
		1		SCHIFFLER Alexander	-	1	1	2	0.00
		11		RICKMANN Martin	-	-	-	-	
		10		WISCHNEWSKI Stefan	-	-	-	-	
	7		von der TRENCK Stefan	-	-	-	-		
	Total Team			5	8	84	97	1.25	

Team	Opponent Errors & Team Faults	24	8
------	-------------------------------	----	---

Legend:									
Rk	Rank	Succ	Successes	Cont	Continues	Succ %	Success %	Avg	Average per set


Match No 44  
Start Time: 14:30


NED vs GER  
1 3


Spectators: 2525

Team	Sets	1	2	3	4	Total
NED	1	25	18	25	20	88
GER	3	27	25	22	25	99
	Minutes	24	20	24	23	91

## GER - Germany

Non-Scoring Diggers		Rk	No	Name	Exc	Faults	Cont	Total	Avg
		1	8	MIMBERG Dirk	13	6	3	22	3.25
			2	STETTNER Ferenc	13	1	5	19	3.25
		3	12	BARSCH Steffen	10	2	6	18	2.50
		4	3	RENGER Thomas	8	-	5	13	2.00
		5	6	SOICKE Siegmund	7	5	7	19	1.75
			9	SCHRAPP Juergen	7	3	6	16	1.75
		7	7	von der TRENCK Stefan	2	-	-	2	0.50
		8	1	SCHIFFLER Alexander	1	1	2	4	0.25
			5	HAUSSIG Uwe	1	-	-	1	0.25
			10	WISCHNEWSKI Stefan	1	-	-	1	0.25
		11	11	RICKMANN Martin	-	1	-	1	0.00
Total Team					63	19	34	116	15.75

Non-Scoring Setters		Rk	No	Name	Exc	Faults	Cont	Total	Avg
		1	2	STETTNER Ferenc	22	-	23	45	5.50
		2	6	SOICKE Siegmund	19	-	45	64	4.75
		3	12	BARSCH Steffen	3	-	8	11	0.75
			3	RENGER Thomas	3	-	1	4	0.75
		5	9	SCHRAPP Juergen	2	-	3	5	0.50
		6	8	MIMBERG Dirk	-	-	1	1	0.00
			5	HAUSSIG Uwe	-	-	-	-	-
			11	RICKMANN Martin	-	-	-	-	-
			1	SCHIFFLER Alexander	-	-	-	-	-
			10	WISCHNEWSKI Stefan	-	-	-	-	-
		7	von der TRENCK Stefan	-	-	-	-	-	
Total Team					49	-	81	130	12.25

Non-Scoring Receivers		Rk	No	Name	Exc	Faults	Cont	Total	Eff %
		1	3	RENGER Thomas	28	-	3	31	90.32
			12	BARSCH Steffen	17	1	2	20	
			9	SCHRAPP Juergen	11	-	1	12	
			8	MIMBERG Dirk	2	1	3	6	
			1	SCHIFFLER Alexander	3	-	1	4	
			2	STETTNER Ferenc	2	-	2	4	
			11	RICKMANN Martin	2	-	-	2	
			5	HAUSSIG Uwe	-	-	1	1	
			6	SOICKE Siegmund	1	-	-	1	
			10	WISCHNEWSKI Stefan	-	-	1	1	
		7	von der TRENCK Stefan	-	-	1	1		
Total Team					66	2	15	83	77.11

Limit

25.00%

Legend:


Rk Rank      Exc Excellent      Cont Continues      Eff % Efficiency %      Avg Average per set


PRNVS00000197.00084A 00102816:21V070




## NED · Netherlands

After 8 Matches

Scoring Attackers	No	Name	MP	SP	Succ	Faults	Cont	Total	Succ %
		1	TOP Pieter	8	27	59	19	100	178
	3	AALDERS Henk	8	27	75	28	104	207	36.23
	4	OONK Alfred	8	27	19	10	46	75	25.33
	5	VENDERBOSCH Andre	8	27	-	-	2	2	0.00
	6	OOMEN Harry	8	27	2	-	5	7	28.57
	7	DURGE Ron	8	27	22	15	28	65	33.85
	8	TIMMERMAN Edwin	8	27	30	18	58	106	28.30
	9	TIBBEN Stefan	8	27	27	17	15	59	45.76
	10	LIJSSEN Martin	8	27	3	-	2	5	60.00
	11	van der BROEK Edwin	8	27	3	3	7	13	23.08
	12	VERSTAPPEN Johan	8	27	27	18	52	97	27.84
	14	REEKERS Johan	8	27	5	1	7	13	38.46
	Team Totals		8	27	272	129	426	827	32.89

Scoring Blockers	No	Name	MP	SP	Succ	Faults	Cont	Total	Avg
		1	TOP Pieter	8	27	22	19	31	72
	3	AALDERS Henk	8	27	12	18	34	64	0.44
	4	OONK Alfred	8	27	16	26	35	77	0.59
	5	VENDERBOSCH Andre	8	27	-	-	-	-	0.00
	6	OOMEN Harry	8	27	3	2	3	8	0.11
	7	DURGE Ron	8	27	7	13	16	36	0.26
	8	TIMMERMAN Edwin	8	27	12	21	31	64	0.44
	9	TIBBEN Stefan	8	27	11	13	18	42	0.41
	10	LIJSSEN Martin	8	27	-	1	1	2	0.00
	11	van der BROEK Edwin	8	27	2	2	5	9	0.07
	12	VERSTAPPEN Johan	8	27	13	17	20	50	0.48
	14	REEKERS Johan	8	27	-	3	6	9	0.00
	Team Totals		8	27	98	135	200	433	3.63

Scoring Servers	No	Name	MP	SP	Succ	Faults	Cont	Total	Avg
		1	TOP Pieter	8	27	4	3	75	82
	3	AALDERS Henk	8	27	8	9	96	113	0.30
	4	OONK Alfred	8	27	3	5	62	70	0.11
	5	VENDERBOSCH Andre	8	27	-	-	-	-	0.00
	6	OOMEN Harry	8	27	3	2	26	31	0.11
	7	DURGE Ron	8	27	4	3	47	54	0.15
	8	TIMMERMAN Edwin	8	27	1	2	75	78	0.04
	9	TIBBEN Stefan	8	27	1	1	20	22	0.04
	10	LIJSSEN Martin	8	27	-	1	2	3	0.00
	11	van der BROEK Edwin	8	27	-	1	12	13	0.00
	12	VERSTAPPEN Johan	8	27	6	6	74	86	0.22
	14	REEKERS Johan	8	27	3	4	34	41	0.11
	Team Totals		8	27	33	37	523	593	1.22


Team	Opponent Errors & Team Faults	195	86
------	-------------------------------	-----	----


Legend:


Succ	Successes	Cont	Continues	Succ %	Success %	Avg	Average per set	MP	Matches Played
SP	Team Sets Played								

## NED · Netherlands

After 8 Matches

Non-Scoring Diggers	No	Name	MP	SP	Exc	Faults	Cont	Total	Avg	
	1	TOP Pieter	8	27	54	12	25	91	2.00	
	3	AALDERS Henk	8	27	52	19	20	91	1.93	
	4	OONK Alfred	8	27	42	22	37	101	1.56	
	5	VENDERBOSCH Andre	8	27	36	21	12	69	1.33	
	6	OOMEN Harry	8	27	27	5	13	45	1.00	
	7	DURGE Ron	8	27	23	11	24	58	0.85	
	8	TIMMERMAN Edwin	8	27	9	5	11	25	0.33	
	9	TIBBEN Stefan	8	27	3	3	5	11	0.11	
	10	LIJSSEN Martin	8	27	-	1	-	1	0.00	
	11	van der BROEK Edwin	8	27	12	1	3	16	0.44	
	12	VERSTAPPEN Johan	8	27	34	11	15	60	1.26	
	14	REEKERS Johan	8	27	15	7	3	25	0.56	
	Team Totals			8	27	307	118	168	593	11.37

Non-Scoring Setters	No	Name	MP	SP	Exc	Faults	Cont	Total	Avg	
	1	TOP Pieter	8	27	4	1	22	27	0.15	
	3	AALDERS Henk	8	27	8	-	26	34	0.30	
	4	OONK Alfred	8	27	119	3	230	352	4.41	
	5	VENDERBOSCH Andre	8	27	2	-	10	12	0.07	
	6	OOMEN Harry	8	27	43	6	64	113	1.59	
	7	DURGE Ron	8	27	24	1	53	78	0.89	
	8	TIMMERMAN Edwin	8	27	1	-	15	16	0.04	
	9	TIBBEN Stefan	8	27	3	-	4	7	0.11	
	10	LIJSSEN Martin	8	27	-	-	-	-	0.00	
	11	van der BROEK Edwin	8	27	1	-	3	4	0.04	
	12	VERSTAPPEN Johan	8	27	4	-	9	13	0.15	
	14	REEKERS Johan	8	27	14	-	33	47	0.52	
	Team Totals			8	27	223	11	469	703	8.26

Non-Scoring Receivers	No	Name	MP	SP	Exc	Faults	Cont	Total	Eff %	
	1	TOP Pieter	8	27	85	1	10	96	87.50	
	3	AALDERS Henk	8	27	62	3	4	69	85.51	
	4	OONK Alfred	8	27	11	3	1	15	53.33	
	5	VENDERBOSCH Andre	8	27	127	4	14	145	84.83	
	6	OOMEN Harry	8	27	6	2	-	8	50.00	
	7	DURGE Ron	8	27	32	3	1	36	80.56	
	8	TIMMERMAN Edwin	8	27	3	-	-	3	100.00	
	9	TIBBEN Stefan	8	27	-	-	-	-	0.00	
	10	LIJSSEN Martin	8	27	1	-	-	1	100.00	
	11	van der BROEK Edwin	8	27	3	-	-	3	100.00	
	12	VERSTAPPEN Johan	8	27	36	-	5	41	87.80	
	14	REEKERS Johan	8	27	7	1	3	11	54.55	
	Team Totals			8	27	373	17	38	428	83.18

Legend:


Exc	Excellent	Cont	Continues	Exc %	Efficiency %	Avg	Average per set	MP	Matches Played
SP	Team Sets Played								


PRNVS00000198.00084A 00102816:22V070



## GER - Germany

After 8 Matches

 Scoring Attackers	No	Name	MP	SP	Succ	Faults	Cont	Total	Succ %
	1	SCHIFFLER Alexander	8	26	15	16	28	59	25.42
	2	STETTNER Ferenc	8	26	17	8	27	52	32.69
	3	RENGER Thomas	8	26	36	23	39	98	36.73
	5	HAUSSIG Uwe	8	26	5	2	6	13	38.46
	6	SOICKE Siegmund	8	26	10	16	32	58	17.24
	7	von der TRENCK Stefan	8	26	4	7	24	35	11.43
	8	MIMBERG Dirk	8	26	86	46	101	233	36.91
	9	SCHRAPP Juergen	8	26	82	35	83	200	41.00
	10	WISCHNEWSKI Stefan	8	26	4	-	3	7	57.14
	11	RICKMANN Martin	8	26	7	3	6	16	43.75
	12	BARSCHE Steffen	8	26	46	27	64	137	33.58
	Team Totals			8	26	312	183	413	908

 Scoring Blockers	No	Name	MP	SP	Succ	Faults	Cont	Total	Avg
	1	SCHIFFLER Alexander	8	26	5	3	23	31	0.19
	2	STETTNER Ferenc	8	26	6	10	25	41	0.23
	3	RENGER Thomas	8	26	5	17	22	44	0.19
	5	HAUSSIG Uwe	8	26	1	1	2	4	0.04
	6	SOICKE Siegmund	8	26	9	24	25	58	0.35
	7	von der TRENCK Stefan	8	26	2	2	9	13	0.08
	8	MIMBERG Dirk	8	26	14	10	35	59	0.54
	9	SCHRAPP Juergen	8	26	16	19	29	64	0.62
	10	WISCHNEWSKI Stefan	8	26	1	-	1	2	0.04
	11	RICKMANN Martin	8	26	4	4	4	12	0.15
	12	BARSCHE Steffen	8	26	13	21	36	70	0.50
	Team Totals			8	26	76	111	211	398

 Scoring Servers	No	Name	MP	SP	Succ	Faults	Cont	Total	Avg
	1	SCHIFFLER Alexander	8	26	7	5	22	34	0.27
	2	STETTNER Ferenc	8	26	7	8	98	113	0.27
	3	RENGER Thomas	8	26	2	7	54	63	0.08
	5	HAUSSIG Uwe	8	26	4	2	16	22	0.15
	6	SOICKE Siegmund	8	26	5	4	84	93	0.19
	7	von der TRENCK Stefan	8	26	-	-	2	2	0.00
	8	MIMBERG Dirk	8	26	3	6	69	78	0.12
	9	SCHRAPP Juergen	8	26	9	7	85	101	0.35
	10	WISCHNEWSKI Stefan	8	26	5	-	6	11	0.19
	11	RICKMANN Martin	8	26	2	2	12	16	0.08
	12	BARSCHE Steffen	8	26	8	11	67	86	0.31
	Team Totals			8	26	52	52	515	619


Team	Opponent Errors & Team Faults	186	45
------	-------------------------------	-----	----


Legend:

Succ	Successes	Cont	Continues	Succ %	Success %	Avg	Average per set	MP	Matches Played
SP	Team Sets Played								

## GER - Germany

After 8 Matches

Non-Scoring Diggers		No	Name	MP	SP	Exc	Faults	Cont	Total	Avg
		1	SCHIFFLER Alexander	8	26	15	4	9	28	0.58
		2	STETTNER Ferenc	8	26	46	17	30	93	1.77
		3	RENGER Thomas	8	26	47	8	34	89	1.81
		5	HAUSSIG Uwe	8	26	6	5	1	12	0.23
		6	SOICKE Siegmund	8	26	34	17	41	92	1.31
		7	von der TRENCK Stefan	8	26	6	3	5	14	0.23
		8	MIMBERG Dirk	8	26	48	17	36	101	1.85
		9	SCHRAPP Juergen	8	26	53	18	47	118	2.04
		10	WISCHNEWSKI Stefan	8	26	10	-	7	17	0.38
		11	RICKMANN Martin	8	26	12	2	3	17	0.46
		12	BARSCH Steffen	8	26	54	15	44	113	2.08
	Team Totals				8	26	331	106	257	694

Non-Scoring Setters		No	Name	MP	SP	Exc	Faults	Cont	Total	Avg
		1	SCHIFFLER Alexander	8	26	1	-	10	11	0.04
		2	STETTNER Ferenc	8	26	106	2	177	285	4.08
		3	RENGER Thomas	8	26	6	-	14	20	0.23
		5	HAUSSIG Uwe	8	26	5	-	14	19	0.19
		6	SOICKE Siegmund	8	26	134	2	207	343	5.15
		7	von der TRENCK Stefan	8	26	-	-	2	2	0.00
		8	MIMBERG Dirk	8	26	4	2	22	28	0.15
		9	SCHRAPP Juergen	8	26	8	1	29	38	0.31
		10	WISCHNEWSKI Stefan	8	26	2	-	3	5	0.08
		11	RICKMANN Martin	8	26	1	-	5	6	0.04
		12	BARSCH Steffen	8	26	7	1	25	33	0.27
	Team Totals				8	26	274	8	508	790

Non-Scoring Receivers		No	Name	MP	SP	Exc	Faults	Cont	Total	Eff %
		1	SCHIFFLER Alexander	8	26	24	-	6	30	80.00
		2	STETTNER Ferenc	8	26	12	1	3	16	68.75
		3	RENGER Thomas	8	26	100	2	13	115	85.22
		5	HAUSSIG Uwe	8	26	3	-	2	5	60.00
		6	SOICKE Siegmund	8	26	26	1	3	30	83.33
		7	von der TRENCK Stefan	8	26	1	-	3	4	25.00
		8	MIMBERG Dirk	8	26	61	3	9	73	79.45
		9	SCHRAPP Juergen	8	26	67	1	5	73	90.41
		10	WISCHNEWSKI Stefan	8	26	19	2	2	23	73.91
		11	RICKMANN Martin	8	26	15	-	2	17	88.24
		12	BARSCH Steffen	8	26	76	3	7	86	84.88
	Team Totals				8	26	404	13	55	472

Legend:

Exc	Excellent	Cont	Continues	Eff %	Efficiency %	Avg	Average per set	MP	Matches Played
SP	Team Sets Played								

PRNVS00000199.00051 00102816:58V02OC

Match No: 45  
Start Time: 17:00

**FIN vs EGY**

**First Referee:** CHIRCHOV Stepan (RUS)

**Second Referee:** KHOEINI Hossein (IRI)

### Finland (FIN)

No.	Name	Medical Class	Date of Birth	Tournament Totals				
				Attack	Block	Serve	Total	%
1	PYNNOENEN Allan	E	21 JUN 1952	7	1	1	9	2.65
2	HAENNINEN Keijo	E	6 OCT 1950	8	1	1	10	2.95
3	HEINO Jari (L)	E	31 MAY 1961	0	0	0	0	0.00
4	LAINE Jukka	E	10 JUL 1963	26	6	3	35	10.32
6	KAPIAINEN Petri	MD	2 JUL 1965	25	7	2	34	10.03
7	TERVO Sami	E	13 NOV 1965	1	0	3	4	1.18
8	MELANEN Lauri	MD	18 JAN 1963	57	8	6	71	20.94
9	TUOMINEN Veli-Matti	E	30 DEC 1953	38	11	9	58	17.11
10	PULLI Matti (C)	E	23 FEB 1956	28	13	0	41	12.09
11	VENAELAEINEN Olavi	E	16 DEC 1946	35	10	2	47	13.86
12	VISTBACKA Aulis	E	5 OCT 1958	16	8	6	30	8.85

**Head Coach :** VARE Timo

Results in these Paralympic Games

Round	Opponent	Result	Set Scores	Round	Opponent	Result	Set Scores
Preliminaries B	BIH	1-3	18-25,22-25,25-21,14-25	Preliminaries B	LBA	3-0	25- 7,25- 9,25- 4
Preliminaries B	KOR	3-0	25-16,25-14,25-17	Preliminaries B	EGY	0-3	14-25,22-25,23-25
Preliminaries B	AUS	3-0	25- 9,25-12,25- 9	Quarterfinal	NED	3-2	25-22,26-24,22-25,15-25,15- 9
				Semifinal	IRI	0-3	20-25, 7-25,22-25

### Egypt (EGY)

No.	Name	Medical Class	Date of Birth	Tournament Totals				
				Attack	Block	Serve	Total	%
1	ELSHAWIKH Hesham	E	2 FEB 1975	52	12	5	69	22.40
2	AWED Tamer	E	9 MAR 1971	2	0	1	3	0.97
3	HASSAN Yasser	E	14 OCT 1973	33	7	7	47	15.26
5	EL BAHAEY Taher	E	9 JUN 1972	25	2	4	31	10.06
7	HASSANEIN Salah	E	9 SEP 1974	1	0	0	1	0.32
8	ABD ELLATIF Abd Elnabi (L)	E	18 JUN 1972	0	0	0	0	0.00
9	HUSSEIN Mohamed	E	6 JAN 1968	50	2	2	54	17.53
10	HASSAN Adel (C)	E	19 AUG 1966	23	10	2	35	11.36
11	ELHELBAWI Rezek	E	1 JAN 1978	6	0	0	6	1.95
12	ABD ELYAZID Mohamed	E	29 MAR 1979	44	9	9	62	20.13

**Head Coach :** DARWISH Mansour

Results in these Paralympic Games

Round	Opponent	Result	Set Scores	Round	Opponent	Result	Set Scores
Preliminaries B	KOR	3-0	25-18,25- 9,25-14	Preliminaries B	AUS	3-0	25- 8,25- 8,25- 8
Preliminaries B	LBA	3-0	25- 9,25-12,25- 9	Preliminaries B	FIN	3-0	25-14,25-22,25-23
Preliminaries B	BIH	3-0	25-20,25-21,25-22	Quarterfinal	HUN	3-0	25-19,25-21,28-26
				Semifinal	BIH	0-3	15-25,17-25,24-26

**Legend:**

(C) Team Captain

(L) Libero Player

% Percent of total team scoring

E Eligible

MD Minimal Disability

PLAYER 4 FOR EGYPT WITHDRAWN

**CORRECTED**

PRNVS0000019A.00073 00102818:12V01P



# MEN'S SITTING BRONZE MEDAL MATCH RESULTS



SAT 28 OCT 2000

P2

PAVILION 3

Match No: 45  
Start Time: 17:00

FIN vs EGY  
2 vs 1

Spectators:

Team	Sets	1	2	3	4	5	Total
FIN	2	19	25	25	0		69
EGY	1	25	23	19	0		67
	Minutes	21	24	0			45

Referees: CHIRCHOV Stepan (RUS) & KHOEINI Hossein (IRI)

FIN ■ Finland							EGY ■ Egypt								
No	Name	1	2	3	4	5	Pts	No	Name	1	2	3	4	5	Pts
1	PYNNOENEN Allan	□	□	□				1	ELSHAWIKH Hesham	■	■	■			9
2	HAENNINEN Keijo		□					2	AWED Tamer				□		
3	L HEINO Jari	L	L	L				3	HASSAN Yasser	■	■	■			12
4	LAINEN Jukka	■	■	■			7	5 EL BAHAEY Taher	■	■	■			9	
6	KAPIAINEN Petri	□	□	□			5	7 HASSANEIN Salah							
7	TERVO Sami							8	L ABD ELLATIF Abd Elnabi	L	L	L			
8	MELANEN Lauri	■	■	■			19	9 HUSSEIN Mohamed	■	■	■			6	
9	TUOMINEN Veli-Matti	■	■	■			11	10 HASSAN Adel	■	■	■			3	
10	PULLI Matti	■	■	■			2	11 ELHELBAWI Rezek							
11	VENAELAEINEN Olavi	■	■	■			4	12 ABD ELYAZID Mohamed	■	■	■			13	
12	VISTBACKA Aulis	■	■	■			1								
<b>Head Coach:</b> VARE Timo							<b>Head Coach:</b> DARWISH Mansour								
<b>Assistant:</b> PULLI Ossi							<b>Assistant:</b> SALAMA Mohamed								

## TEAM AND PLAYER PERFORMANCES

Won	Total Atts	No	Name	Scoring Skills	Won	Total Atts	No	Name
39	130	Total Team		Attack	37	139	Total Team	
17	38	8	MELANEN Lauri		8	27	3	HASSAN Yasser
8	23	9	TUOMINEN Veli-Matti		8	22	12	ABD ELYAZID Mohamed
5	16	4	LAINEN Jukka		7	27	1	ELSHAWIKH Hesham
9	61	Total Team		Block	12	54	Total Team	
3	10	9	TUOMINEN Veli-Matti		4	11	12	ABD ELYAZID Mohamed
2	13	4	LAINEN Jukka		3	12	3	HASSAN Yasser
2	10	8	MELANEN Lauri		2	9	1	ELSHAWIKH Hesham
1	68	Total Team		Serve	3	68	Total Team	
1	16	11	VENAELAEINEN Olavi		1	12	3	HASSAN Yasser
					1	10	5	EL BAHAEY Taher
					1	12	12	ABD ELYAZID Mohamed
20		Total Team		Opp Error	15		Total Team	
69	259	Total Team			67	261	Total Team	
19	19	8	MELANEN Lauri		<b>Best Scorer</b>	13	13	12

**Legend:**

■ Starting line-up      □ Substitute      nn Team Captain      L Substitute libero  
 Pts Points scored      L Libero Player      Opp Opponent      Atts Attempts

PRNVS0000019B.00083 00102818:13V01P

Match No 45  
Start Time: 17:00

FIN vs EGY  
2 1

Spectators:

Team	Sets	1	2	3	4	5	Total
FIN	2	19	25	25	0		69
EGY	1	25	23	19	0		67
	Minutes	21	24	0			45

## FIN · Finland

Scoring Attackers		Rk	No	Name	Succ	Faults	Cont	Total	Succ %
	1	8	MELANEN Lauri	17	5	16	38	44.74	
	2	9	TUOMINEN Veli-Matti	8	5	10	23	34.78	
	4		LAINE Jukka	5	-	11	16		
	10		PULLI Matti	-	1	15	16		
	12		VISTBACKA Aulis	1	4	9	14		
	11		VENAELAEINEN Olavi	3	4	6	13		
	6		KAPIAINEN Petri	5	1	4	10		
	2		HAENNINEN Keijo	-	-	-	-		
	3		HEINO Jari	-	-	-	-		
	1		PYNNOENEN Allan	-	-	-	-		
	7		TERVO Sami	-	-	-	-		
Limit 15.00%		Total Team			39	20	71	130	30.00

Scoring Blockers		Rk	No	Name	Succ	Faults	Cont	Total	Avg
	1	9	TUOMINEN Veli-Matti	3	2	5	10	1.00	
	2	4	LAINE Jukka	2	4	7	13	0.67	
	8		MELANEN Lauri	2	1	7	10	0.67	
	10		PULLI Matti	2	4	4	10	0.67	
	5	11	VENAELAEINEN Olavi	-	4	3	7	0.00	
	12		VISTBACKA Aulis	-	1	4	5	0.00	
	6		KAPIAINEN Petri	-	1	2	3	0.00	
	1		PYNNOENEN Allan	-	1	2	3	0.00	
	2		HAENNINEN Keijo	-	-	-	-		
	3		HEINO Jari	-	-	-	-		
	7		TERVO Sami	-	-	-	-		
		Total Team			9	18	34	61	3.00

Scoring Servers		Rk	No	Name	Succ	Faults	Cont	Total	Avg
	1	11	VENAELAEINEN Olavi	1	1	14	16	0.33	
	2	4	LAINE Jukka	-	-	21	21	0.00	
	9		TUOMINEN Veli-Matti	-	1	7	8	0.00	
	12		VISTBACKA Aulis	-	-	8	8	0.00	
	10		PULLI Matti	-	-	7	7	0.00	
	8		MELANEN Lauri	-	1	5	6	0.00	
	6		KAPIAINEN Petri	-	-	2	2	0.00	
	2		HAENNINEN Keijo	-	-	-	-		
	3		HEINO Jari	-	-	-	-		
	1		PYNNOENEN Allan	-	-	-	-		
	7		TERVO Sami	-	-	-	-		
		Total Team			1	3	64	68	0.33

Team	Opponent Errors & Team Faults	20	13
------	-------------------------------	----	----

Legend:									
Rk	Rank	Succ	Successes	Cont	Continues	Succ %	Success %	Avg	Average per set


Match No 45  
Start Time: 17:00


FIN vs EGY  
2 1


Spectators:

Team	Sets	1	2	3	4	5	Total
FIN	2	19	25	25	0		69
EGY	1	25	23	19	0		67
	Minutes	21	24	0			45

## FIN · Finland

Non-Scoring Diggers		Rk	No	Name	Exc	Faults	Cont	Total	Avg
	1	11	VENAELAEINEN Olavi	13	-	2	15	4.33	
	2	10	PULLI Matti	10	2	4	16	3.33	
	3	4	LAINNE Jukka	9	1	2	12	3.00	
	4	9	TUOMINEN Veli-Matti	8	1	2	11	2.67	
	5	8	MELANEN Lauri	7	1	3	11	2.33	
	6	3	HEINO Jari	5	1	1	7	1.67	
	7	1	PYNNOENEN Allan	3	3	-	6	1.00	
	8	12	VISTBACKA Aulis	2	2	3	7	0.67	
	2		HAENNINEN Keijo	-	-	-	-		
	6		KAPIAINEN Petri	-	-	-	-		
	7		TERVO Sami	-	-	-	-		
Total Team				57	11	17	85	19.00	

Non-Scoring Setters		Rk	No	Name	Exc	Faults	Cont	Total	Avg
	1	10	PULLI Matti	15	-	26	41	5.00	
	2	4	LAINNE Jukka	10	1	22	33	3.33	
	3	12	VISTBACKA Aulis	3	-	10	13	1.00	
	4	11	VENAELAEINEN Olavi	2	-	8	10	0.67	
	5	6	KAPIAINEN Petri	1	-	2	3	0.33	
		3	HEINO Jari	1	-	1	2	0.33	
	7	9	TUOMINEN Veli-Matti	-	-	4	4	0.00	
	8	8	MELANEN Lauri	-	-	2	2	0.00	
		2	HAENNINEN Keijo	-	-	-	-		
	1	PYNNOENEN Allan	-	-	-	-			
	7	TERVO Sami	-	-	-	-			
Total Team				32	1	75	108	10.67	

Non-Scoring Receivers		Rk	No	Name	Exc	Faults	Cont	Total	Eff %
		11	VENAELAEINEN Olavi	13	-	1	14		
		12	VISTBACKA Aulis	7	1	2	10		
		3	HEINO Jari	7	-	2	9		
		10	PULLI Matti	8	-	-	8		
		4	LAINNE Jukka	7	-	-	7		
		9	TUOMINEN Veli-Matti	7	-	-	7		
		8	MELANEN Lauri	6	-	-	6		
		1	PYNNOENEN Allan	2	-	1	3		
		2	HAENNINEN Keijo	-	-	-	-		
	6	KAPIAINEN Petri	-	-	-	-			
	7	TERVO Sami	-	-	-	-			
Total Team				57	1	6	64	87.50	

Limit

25.00%

Legend:

Rk Rank      Exc Excellent      Cont Continues      Eff % Efficiency %      Avg Average per set


Match No 45  
Start Time: 17:00


FIN vs EGY  
2 1


Spectators:

Team	Sets	1	2	3	4	5	Total
FIN	2	19	25	25	0		69
EGY	1	25	23	19	0		67
	Minutes	21	24	0			45

## EGY - Egypt

Scoring Attackers		Rk	No	Name	Succ	Faults	Cont	Total	Succ %
	1	12	ABD ELYAZID Mohamed	8	6	8	22	36.36	
	2	3	HASSAN Yasser	8	3	16	27	29.63	
	3	1	ELSHAWIKH Hesham	7	5	15	27	25.93	
	4	9	HUSSEIN Mohamed	6	5	18	29	20.69	
	5		EL BAHAHEY Taher	6	-	12	18		
	10		HASSAN Adel	2	4	8	14		
	8		ABD ELLATIF Abd Elnabi	-	-	1	1		
	2		AWED Tamer	-	-	1	1		
	11		ELHELBAWI Rezek	-	-	-	-		
	7		HASSANEIN Salah	-	-	-	-		
	Limit 15.00%	Total Team			37	23	79	139	26.62

Scoring Blockers		Rk	No	Name	Succ	Faults	Cont	Total	Avg
	1	12	ABD ELYAZID Mohamed	4	4	3	11	1.33	
	2	3	HASSAN Yasser	3	4	5	12	1.00	
	3	5	EL BAHAHEY Taher	2	5	6	13	0.67	
		1	ELSHAWIKH Hesham	2	3	4	9	0.67	
	5	10	HASSAN Adel	1	3	1	5	0.33	
	6	2	AWED Tamer	-	-	2	2	0.00	
	9		HUSSEIN Mohamed	-	1	1	2	0.00	
	8		ABD ELLATIF Abd Elnabi	-	-	-	-		
	11		ELHELBAWI Rezek	-	-	-	-		
	7		HASSANEIN Salah	-	-	-	-		
Total Team			12	20	22	54	4.00		

Scoring Servers		Rk	No	Name	Succ	Faults	Cont	Total	Avg
	1	12	ABD ELYAZID Mohamed	1	-	11	12	0.33	
		3	HASSAN Yasser	1	1	10	12	0.33	
		5	EL BAHAHEY Taher	1	1	8	10	0.33	
	4	9	HUSSEIN Mohamed	-	-	15	15	0.00	
		1	ELSHAWIKH Hesham	-	-	11	11	0.00	
		10	HASSAN Adel	-	-	8	8	0.00	
		8	ABD ELLATIF Abd Elnabi	-	-	-	-		
		2	AWED Tamer	-	-	-	-		
		11	ELHELBAWI Rezek	-	-	-	-		
		7	HASSANEIN Salah	-	-	-	-		
	Total Team			3	2	63	68	1.00	

Team	Opponent Errors & Team Faults	15	8
------	-------------------------------	----	---

Legend:									
Rk	Rank	Succ	Successes	Cont	Continues	Succ %	Success %	Avg	Average per set


Match No 45  
Start Time: 17:00


FIN vs EGY  
2 1


Spectators:

Team	Sets	1	2	3	4	5	Total
FIN	2	19	25	25	0		69
EGY	1	25	23	19	0		67
	Minutes	21	24	0			45

## EGY - Egypt

Non-Scoring Diggers		Rk	No	Name	Exc	Faults	Cont	Total	Avg
		1	9	HUSSEIN Mohamed	13	2	3	18	4.33
		2	3	HASSAN Yasser	12	1	2	15	4.00
		3	12	ABD ELYAZID Mohamed	10	3	6	19	3.33
		4	5	EL BAHAEY Taher	8	4	6	18	2.67
		8	8	ABD ELLATIF Abd Elnabi	8	2	1	11	2.67
		6	1	ELSHAWIKH Hesham	4	1	4	9	1.33
		7	10	HASSAN Adel	3	1	-	4	1.00
		2		AWED Tamer	-	-	-	-	
		11		ELHELBAWI Rezek	-	-	-	-	
		7		HASSANEIN Salah	-	-	-	-	
	Total Team					58	14	22	94

Non-Scoring Setters		Rk	No	Name	Exc	Faults	Cont	Total	Avg
		1	5	EL BAHAEY Taher	11	-	47	58	3.67
		2	3	HASSAN Yasser	10	1	25	36	3.33
		3	12	ABD ELYAZID Mohamed	3	-	4	7	1.00
		4	9	HUSSEIN Mohamed	2	-	6	8	0.67
		5	10	HASSAN Adel	1	-	4	5	0.33
		6	8	ABD ELLATIF Abd Elnabi	-	-	1	1	0.00
		1		ELSHAWIKH Hesham	-	-	1	1	0.00
		2		AWED Tamer	-	-	-	-	
		11		ELHELBAWI Rezek	-	-	-	-	
		7		HASSANEIN Salah	-	-	-	-	
	Total Team					27	1	88	116

Non-Scoring Receivers		Rk	No	Name	Exc	Faults	Cont	Total	Eff %
		1	8	ABD ELLATIF Abd Elnabi	21	-	3	24	87.50
		2	12	ABD ELYAZID Mohamed	9	1	8	18	44.44
		9		HUSSEIN Mohamed	7	-	5	12	
		3		HASSAN Yasser	3	-	1	4	
		5		EL BAHAEY Taher	1	-	2	3	
		1		ELSHAWIKH Hesham	3	-	-	3	
		2		AWED Tamer	-	-	-	-	
		11		ELHELBAWI Rezek	-	-	-	-	
		10		HASSAN Adel	-	-	-	-	
		7		HASSANEIN Salah	-	-	-	-	
	Total Team					44	1	19	64

Limit  
25.00%

Legend:									
Rk	Rank	Exc	Excellent	Cont	Continues	Eff %	Efficiency %	Avg	Average per set

PRNVS0000019C.00073 00102818:39V010

Match No: 45  
Start Time: 17:00

FIN vs EGY  
3 vs 1

Spectators: 2550

Team	Sets	1	2	3	4	Total
FIN	3	19	25	25	25	94
EGY	1	25	23	19	20	87
	Minutes	21	24	21	22	88

Referees: CHIRCHOV Stepan (RUS) & KHOEINI Hossein (IRI)

FIN ■ Finland							EGY ■ Egypt								
No	Name	1	2	3	4	5	Pts	No	Name	1	2	3	4	5	Pts
1	PYNNOENEN Allan	□	□	□	□			1	ELSHAWIKH Hesham	■	■	■	■		12
2	HAENNINEN Keijo		□					2	AWED Tamer			□	■		
3	L HEINO Jari	L	L	L	L			3	HASSAN Yasser	■	■	■	■		13
4	LAINEN Jukka	■	■	■	■		9	5 EL BAHAHEY Taher	■	■	■	■		13	
6	KAPIAINEN Petri	□	□	□	□		5	7 HASSANEIN Salah							
7	TERVO Sami				□		1	8 L ABD ELLATIF Abd Elnabi	L	L	L	L			
8	MELANEN Lauri	■	■	■	■		26	9 HUSSEIN Mohamed	■	■	■	■		8	
9	TUOMINEN Veli-Matti	■	■	■	■		15	10 HASSAN Adel	■	■	■	□		3	
10	PULLI Matti	■	■	■	■		3	11 ELHELBAWI Rezek							
11	VENAELAEINEN Olavi	■	■	■	■		8	12 ABD ELYAZID Mohamed	■	■	■	■		16	
12	VISTBACKA Aulis	■	■	■	■		2								
<b>Head Coach:</b> VARE Timo							<b>Head Coach:</b> DARWISH Mansour								
<b>Assistant:</b> PULLI Ossi							<b>Assistant:</b> SALAMA Mohamed								

## TEAM AND PLAYER PERFORMANCES

Won	Total Atts	No	Name	Scoring Skills	Won	Total Atts	No	Name
57	174	Total Team		Attack	48	181	Total Team	
24	51	8	MELANEN Lauri		10	28	5	EL BAHAHEY Taher
12	29	9	TUOMINEN Veli-Matti		10	26	12	ABD ELYAZID Mohamed
7	21	4	LAINEN Jukka		9	35	1	ELSHAWIKH Hesham
11	82	Total Team		Block	14	72	Total Team	
3	16	9	TUOMINEN Veli-Matti		5	16	12	ABD ELYAZID Mohamed
3	15	10	PULLI Matti		3	12	1	ELSHAWIKH Hesham
2	14	4	LAINEN Jukka		3	12	3	HASSAN Yasser
1	93	Total Team		Serve	3	88	Total Team	
1	20	11	VENAELAEINEN Olavi		1	16	3	HASSAN Yasser
					1	13	5	EL BAHAHEY Taher
					1	16	12	ABD ELYAZID Mohamed
25		Total Team		Opp Error	22		Total Team	
94	349	Total Team			87	341	Total Team	
26	26	8	MELANEN Lauri		Best Scorer	16	16	12

### Legend:

■ Starting line-up      □ Substitute      nn Team Captain      L Substitute libero  
 Pts Points scored      L Libero Player      Opp Opponent      Atts Attempts



PRNVS0000019D.00083 00102818:44V010


Match No 45  
Start Time: 17:00


FIN vs EGY  
3 1


Spectators: 2550

Team	Sets	1	2	3	4	Total
FIN	3	19	25	25	25	94
EGY	1	25	23	19	20	87
	Minutes	21	24	21	22	88

## FIN · Finland

Scoring Attackers		Rk	No	Name	Succ	Faults	Cont	Total	Succ %
	1	8	MELANEN Lauri	24	7	20	51	47.06	
	2	9	TUOMINEN Veli-Matti	12	6	11	29	41.38	
	4		LAINE Jukka	7	-	14	21		
	10		PULLI Matti	-	1	19	20		
	11		VENAELAEINEN Olavi	7	6	7	20		
	12		VISTBACKA Aulis	1	4	12	17		
	6		KAPIAINEN Petri	5	2	8	15		
	7		TERVO Sami	1	-	-	1		
	2		HAENNINEN Keijo	-	-	-	-		
	3		HEINO Jari	-	-	-	-		
	1		PYNNOENEN Allan	-	-	-	-		
	Limit 15.00%		Total Team			57	26	91	174

Scoring Blockers		Rk	No	Name	Succ	Faults	Cont	Total	Avg
	1	9	TUOMINEN Veli-Matti	3	2	11	16	0.75	
		10	PULLI Matti	3	5	7	15	0.75	
	3	4	LAINE Jukka	2	4	8	14	0.50	
		8	MELANEN Lauri	2	3	9	14	0.50	
	5	12	VISTBACKA Aulis	1	1	5	7	0.25	
	6	11	VENAELAEINEN Olavi	-	4	5	9	0.00	
		6	KAPIAINEN Petri	-	1	3	4	0.00	
		1	PYNNOENEN Allan	-	1	2	3	0.00	
		2	HAENNINEN Keijo	-	-	-	-		
		3	HEINO Jari	-	-	-	-		
	7	TERVO Sami	-	-	-	-			
		Total Team			11	21	50	82	2.75

Scoring Servers		Rk	No	Name	Succ	Faults	Cont	Total	Avg
	1	11	VENAELAEINEN Olavi	1	1	18	20	0.25	
	2	4	LAINE Jukka	-	-	25	25	0.00	
		9	TUOMINEN Veli-Matti	-	2	11	13	0.00	
		12	VISTBACKA Aulis	-	-	12	12	0.00	
		8	MELANEN Lauri	-	1	10	11	0.00	
		10	PULLI Matti	-	-	9	9	0.00	
		6	KAPIAINEN Petri	-	-	3	3	0.00	
		2	HAENNINEN Keijo	-	-	-	-		
		3	HEINO Jari	-	-	-	-		
		1	PYNNOENEN Allan	-	-	-	-		
	7	TERVO Sami	-	-	-	-			
		Total Team			1	4	88	93	0.25

Team	Opponent Errors & Team Faults	25	15

Legend:									
Rk	Rank	Succ	Successes	Cont	Continues	Succ %	Success %	Avg	Average per set


Match No 45  
Start Time: 17:00


FIN vs EGY  
3 1


Spectators: 2550

Team	Sets	1	2	3	4	Total
FIN	3	19	25	25	25	94
EGY	1	25	23	19	20	87
	Minutes	21	24	21	22	88

## FIN · Finland

Non-Scoring Diggers		Rk	No	Name	Exc	Faults	Cont	Total	Avg
		1	11	VENAELAEINEN Olavi	18	1	3	22	4.50
		2	10	PULLI Matti	13	3	4	20	3.25
		3	4	LAINE Jukka	12	3	4	19	3.00
		4	8	MELANEN Lauri	9	1	4	14	2.25
		5	9	TUOMINEN Veli-Matti	8	1	2	11	2.00
		6	12	VISTBACKA Aulis	6	4	3	13	1.50
		7	3	HEINO Jari	5	2	1	8	1.25
		8	1	PYNNOENEN Allan	4	4	1	9	1.00
		9	6	KAPIAINEN Petri	2	-	-	2	0.50
				2	HAENNINEN Keijo	-	-	-	-
			7	TERVO Sami	-	-	-	-	
Total Team					77	19	22	118	19.25

Non-Scoring Setters		Rk	No	Name	Exc	Faults	Cont	Total	Avg
		1	10	PULLI Matti	20	-	34	54	5.00
		2	4	LAINE Jukka	16	1	26	43	4.00
		3	11	VENAELAEINEN Olavi	4	-	11	15	1.00
			12	VISTBACKA Aulis	4	-	11	15	1.00
		5	6	KAPIAINEN Petri	2	-	2	4	0.50
		6	9	TUOMINEN Veli-Matti	1	-	5	6	0.25
			3	HEINO Jari	1	-	1	2	0.25
		8	8	MELANEN Lauri	-	-	2	2	0.00
			1	PYNNOENEN Allan	-	-	1	1	0.00
			2	HAENNINEN Keijo	-	-	-	-	
		7	TERVO Sami	-	-	-	-		
Total Team					48	1	93	142	12.00

Non-Scoring Receivers		Rk	No	Name	Exc	Faults	Cont	Total	Eff %
		1	11	VENAELAEINEN Olavi	20	-	1	21	95.24
			12	VISTBACKA Aulis	10	1	2	13	
			3	HEINO Jari	8	-	3	11	
			10	PULLI Matti	10	-	1	11	
			9	TUOMINEN Veli-Matti	8	-	-	8	
			4	LAINE Jukka	7	-	-	7	
			8	MELANEN Lauri	6	-	-	6	
			1	PYNNOENEN Allan	2	-	1	3	
			2	HAENNINEN Keijo	-	-	-	-	
			6	KAPIAINEN Petri	-	-	-	-	
		7	TERVO Sami	-	-	-	-		
Total Team					71	1	8	80	87.50

Limit

25.00%

Legend:

Rk Rank      Exc Excellent      Cont Continues      Eff % Efficiency %      Avg Average per set


Match No 45  
Start Time: 17:00


FIN vs EGY  
3 1


Spectators: 2550

Team	Sets	1	2	3	4	Total
FIN	3	19	25	25	25	94
EGY	1	25	23	19	20	87
	Minutes	21	24	21	22	88

## EGY - Egypt

Scoring Attackers		Rk	No	Name	Succ	Faults	Cont	Total	Succ %
	1	5	EL BAHAHEY Taher	10	-	18	28	35.71	
	2	1	ELSHAWIKH Hesham	9	6	20	35	25.71	
		3	HASSAN Yasser	9	3	23	35	25.71	
	4	9	HUSSEIN Mohamed	8	5	24	37	21.62	
		12	ABD ELYAZID Mohamed	10	8	8	26		
		10	HASSAN Adel	2	4	11	17		
		2	AWED Tamer	-	-	2	2		
		8	ABD ELLATIF Abd Elnabi	-	-	1	1		
		11	ELHELBAWI Rezek	-	-	-	-		
		7	HASSANEIN Salah	-	-	-	-		
	Limit 15.00%	Total Team			48	26	107	181	26.52

Scoring Blockers		Rk	No	Name	Succ	Faults	Cont	Total	Avg
	1	12	ABD ELYAZID Mohamed	5	6	5	16	1.25	
	2	1	ELSHAWIKH Hesham	3	5	4	12	0.75	
		3	HASSAN Yasser	3	4	5	12	0.75	
	4	5	EL BAHAHEY Taher	2	6	8	16	0.50	
	5	10	HASSAN Adel	1	3	3	7	0.25	
	6	2	AWED Tamer	-	2	4	6	0.00	
		9	HUSSEIN Mohamed	-	1	2	3	0.00	
		8	ABD ELLATIF Abd Elnabi	-	-	-	-		
		11	ELHELBAWI Rezek	-	-	-	-		
	7	HASSANEIN Salah	-	-	-	-			
Total Team			14	27	31	72	3.50		

Scoring Servers		Rk	No	Name	Succ	Faults	Cont	Total	Avg
	1	12	ABD ELYAZID Mohamed	1	-	15	16	0.25	
		3	HASSAN Yasser	1	2	13	16	0.25	
		5	EL BAHAHEY Taher	1	1	11	13	0.25	
	4	9	HUSSEIN Mohamed	-	-	18	18	0.00	
		1	ELSHAWIKH Hesham	-	-	14	14	0.00	
		10	HASSAN Adel	-	1	10	11	0.00	
		8	ABD ELLATIF Abd Elnabi	-	-	-	-		
		2	AWED Tamer	-	-	-	-		
		11	ELHELBAWI Rezek	-	-	-	-		
		7	HASSANEIN Salah	-	-	-	-		
Total Team			3	4	81	88	0.75		

Team	Opponent Errors & Team Faults	22	13
------	-------------------------------	----	----

Legend:									
Rk	Rank	Succ	Successes	Cont	Continues	Succ %	Success %	Avg	Average per set


Match No 45  
Start Time: 17:00


FIN vs EGY  
3 1


Spectators: 2550

Team	Sets	1	2	3	4	Total
FIN	3	19	25	25	25	94
EGY	1	25	23	19	20	87
	Minutes	21	24	21	22	88

## EGY - Egypt

Non-Scoring Diggers		Rk	No	Name	Exc	Faults	Cont	Total	Avg
		1	3	HASSAN Yasser	17	2	3	22	4.25
		2	9	HUSSEIN Mohamed	14	4	6	24	3.50
		3	12	ABD ELYAZID Mohamed	13	4	9	26	3.25
		4	8	ABD ELLATIF Abd Elnabi	10	4	2	16	2.50
		5	5	EL BAHAEY Taher	8	4	8	20	2.00
		6	1	ELSHAWIKH Hesham	4	2	5	11	1.00
		7	10	HASSAN Adel	3	2	2	7	0.75
		8	2	AWED Tamer	-	-	1	1	0.00
		11		ELHELBAWI Rezek	-	-	-	-	-
		7		HASSANEIN Salah	-	-	-	-	-
	Total Team					69	22	36	127

Non-Scoring Setters		Rk	No	Name	Exc	Faults	Cont	Total	Avg
		1	5	EL BAHAEY Taher	17	-	55	72	4.25
		2	3	HASSAN Yasser	12	1	31	44	3.00
		3	12	ABD ELYAZID Mohamed	3	-	5	8	0.75
		4	9	HUSSEIN Mohamed	2	-	7	9	0.50
		5	10	HASSAN Adel	1	-	5	6	0.25
		1		ELSHAWIKH Hesham	1	-	1	2	0.25
		7	2	AWED Tamer	-	-	2	2	0.00
		8		ABD ELLATIF Abd Elnabi	-	-	1	1	0.00
		11		ELHELBAWI Rezek	-	-	-	-	-
		7		HASSANEIN Salah	-	-	-	-	-
Total Team					36	1	107	144	9.00

Non-Scoring Receivers		Rk	No	Name	Exc	Faults	Cont	Total	Eff %
		1	8	ABD ELLATIF Abd Elnabi	23	-	5	28	82.14
		2	12	ABD ELYAZID Mohamed	10	1	14	25	36.00
		9		HUSSEIN Mohamed	14	-	6	20	
		5		EL BAHAEY Taher	2	-	3	5	
		1		ELSHAWIKH Hesham	4	-	-	4	
		3		HASSAN Yasser	3	-	1	4	
		10		HASSAN Adel	1	-	-	1	
		2		AWED Tamer	-	-	-	-	
		11		ELHELBAWI Rezek	-	-	-	-	
		7		HASSANEIN Salah	-	-	-	-	
Total Team					57	1	29	87	64.37

Limit

25.00%

Legend:									
Rk	Rank	Exc	Excellent	Cont	Continues	Eff %	Efficiency %	Avg	Average per set

PRNVS0000019E.00084A 00102818:46V070



## FIN · Finland

After 8 Matches

Scoring Attackers	No	Name	MP	SP	Succ	Faults	Cont	Total	Succ %
	1	PYNNOENEN Allan	8	28	7	3	7	17	41.18
	2	HAENNINEN Keijo	8	28	8	5	17	30	26.67
	3	HEINO Jari	8	28	-	-	1	1	0.00
	4	LAINEN Jukka	8	28	33	6	59	98	33.67
	6	KAPIAINEN Petri	8	28	30	19	55	104	28.85
	7	TERVO Sami	8	28	2	1	3	6	33.33
	8	MELANEN Lauri	8	28	81	33	105	219	36.99
	9	TUOMINEN Veli-Matti	8	28	50	23	54	127	39.37
	10	PULLI Matti	8	28	28	16	98	142	19.72
	11	VENAELAEINEN Olavi	8	28	42	32	60	134	31.34
	12	VISTBACKA Aulis	8	28	17	12	42	71	23.94
	Team Totals			8	28	298	150	501	949

Scoring Blockers	No	Name	MP	SP	Succ	Faults	Cont	Total	Avg
	1	PYNNOENEN Allan	8	28	1	5	4	10	0.04
	2	HAENNINEN Keijo	8	28	1	8	9	18	0.04
	3	HEINO Jari	8	28	-	-	-	-	0.00
	4	LAINEN Jukka	8	28	8	17	27	52	0.29
	6	KAPIAINEN Petri	8	28	7	3	17	27	0.25
	7	TERVO Sami	8	28	-	4	-	4	0.00
	8	MELANEN Lauri	8	28	10	19	22	51	0.36
	9	TUOMINEN Veli-Matti	8	28	14	20	40	74	0.50
	10	PULLI Matti	8	28	16	30	44	90	0.57
	11	VENAELAEINEN Olavi	8	28	10	13	24	47	0.36
	12	VISTBACKA Aulis	8	28	9	10	19	38	0.32
	Team Totals			8	28	76	129	206	411

Scoring Servers	No	Name	MP	SP	Succ	Faults	Cont	Total	Avg
	1	PYNNOENEN Allan	8	28	1	3	5	9	0.04
	2	HAENNINEN Keijo	8	28	1	-	18	19	0.04
	3	HEINO Jari	8	28	-	-	-	-	0.00
	4	LAINEN Jukka	8	28	3	1	109	113	0.11
	6	KAPIAINEN Petri	8	28	2	2	56	60	0.07
	7	TERVO Sami	8	28	3	-	5	8	0.11
	8	MELANEN Lauri	8	28	6	2	77	85	0.21
	9	TUOMINEN Veli-Matti	8	28	9	11	76	96	0.32
	10	PULLI Matti	8	28	-	4	75	79	0.00
	11	VENAELAEINEN Olavi	8	28	3	4	73	80	0.11
	12	VISTBACKA Aulis	8	28	6	3	49	58	0.21
	Team Totals			8	28	34	30	543	607


Team	Opponent Errors & Team Faults	201	87
------	-------------------------------	-----	----


Legend:

Succ	Successes	Cont	Continues	Succ %	Success %	Avg	Average per set	MP	Matches Played
SP	Team Sets Played								

## FIN · Finland

After 8 Matches

Non-Scoring Diggers	No	Name	MP	SP	Exc	Faults	Cont	Total	Avg
	1	PYNNOENEN Allan	8	28	24	5	5	34	0.86
	2	HAENNINEN Keijo	8	28	9	6	9	24	0.32
	3	HEINO Jari	8	28	45	10	12	67	1.61
	4	LAINEN Jukka	8	28	50	16	28	94	1.79
	6	KAPIAINEN Petri	8	28	24	6	9	39	0.86
	7	TERVO Sami	8	28	2	-	-	2	0.07
	8	MELANEN Lauri	8	28	34	4	16	54	1.21
	9	TUOMINEN Veli-Matti	8	28	36	15	25	76	1.29
	10	PULLI Matti	8	28	57	16	28	101	2.04
	11	VENAELAEINEN Olavi	8	28	83	20	38	141	2.96
	12	VISTBACKA Aulis	8	28	24	18	17	59	0.86
	Team Totals			8	28	388	116	187	691

Non-Scoring Setters	No	Name	MP	SP	Exc	Faults	Cont	Total	Avg
	1	PYNNOENEN Allan	8	28	4	-	6	10	0.14
	2	HAENNINEN Keijo	8	28	4	-	5	9	0.14
	3	HEINO Jari	8	28	2	-	7	9	0.07
	4	LAINEN Jukka	8	28	81	5	143	229	2.89
	6	KAPIAINEN Petri	8	28	11	-	29	40	0.39
	7	TERVO Sami	8	28	1	-	-	1	0.04
	8	MELANEN Lauri	8	28	7	1	31	39	0.25
	9	TUOMINEN Veli-Matti	8	28	1	1	17	19	0.04
	10	PULLI Matti	8	28	97	1	198	296	3.46
	11	VENAELAEINEN Olavi	8	28	13	-	44	57	0.46
	12	VISTBACKA Aulis	8	28	7	-	19	26	0.25
	Team Totals			8	28	228	8	499	735

Non-Scoring Receivers	No	Name	MP	SP	Exc	Faults	Cont	Total	Eff %
	1	PYNNOENEN Allan	8	28	26	2	4	32	75.00
	2	HAENNINEN Keijo	8	28	7	-	2	9	77.78
	3	HEINO Jari	8	28	60	3	14	77	74.03
	4	LAINEN Jukka	8	28	55	2	10	67	79.10
	6	KAPIAINEN Petri	8	28	12	1	3	16	68.75
	7	TERVO Sami	8	28	-	-	-	-	0.00
	8	MELANEN Lauri	8	28	28	-	2	30	93.33
	9	TUOMINEN Veli-Matti	8	28	36	1	5	42	83.33
	10	PULLI Matti	8	28	39	1	5	45	84.44
	11	VENAELAEINEN Olavi	8	28	87	2	3	92	92.39
	12	VISTBACKA Aulis	8	28	47	3	6	56	78.57
	Team Totals			8	28	397	15	54	466

Legend:


Exc	Excellent	Cont	Continues	Eff %	Efficiency %	Avg	Average per set	MP	Matches Played
SP	Team Sets Played								





PRNVS0000019F.00084A 00102818:46V070

## EGY · Egypt

After 8 Matches

 Scoring Attackers	No	Name	MP	SP	Succ	Faults	Cont	Total	Succ %
	1	ELSHAWIKH Hesham	8	25	61	26	78	165	36.97
	2	AWED Tamer	8	25	2	1	4	7	28.57
	3	HASSAN Yasser	8	25	42	23	73	138	30.43
	4	ABD ALLA Ashraf	7	25	16	10	17	43	37.21
	5	EL BAHAEY Taher	8	25	35	5	51	91	38.46
	7	HASSANEIN Salah	8	25	1	2	-	3	33.33
	8	ABD ELLATIF Abd Elnabi	8	25	-	1	2	3	0.00
	9	HUSSEIN Mohamed	8	25	58	24	111	193	30.05
	10	HASSAN Adel	8	25	25	21	48	94	26.60
	11	ELHELBAWI Rezek	8	25	6	-	4	10	60.00
	12	ABD ELYAZID Mohamed	8	25	54	33	68	155	34.84
	Team Totals			8	25	300	146	456	902

 Scoring Blockers	No	Name	MP	SP	Succ	Faults	Cont	Total	Avg
	1	ELSHAWIKH Hesham	8	25	15	27	50	92	0.60
	2	AWED Tamer	8	25	-	2	4	6	0.00
	3	HASSAN Yasser	8	25	10	27	28	65	0.40
	4	ABD ALLA Ashraf	7	25	3	1	9	13	0.12
	5	EL BAHAEY Taher	8	25	4	17	19	40	0.16
	7	HASSANEIN Salah	8	25	-	-	-	-	0.00
	8	ABD ELLATIF Abd Elnabi	8	25	-	-	-	-	0.00
	9	HUSSEIN Mohamed	8	25	2	11	18	31	0.08
	10	HASSAN Adel	8	25	11	11	23	45	0.44
	11	ELHELBAWI Rezek	8	25	-	-	1	1	0.00
	12	ABD ELYAZID Mohamed	8	25	14	29	31	74	0.56
	Team Totals			8	25	59	125	183	367

 Scoring Servers	No	Name	MP	SP	Succ	Faults	Cont	Total	Avg
	1	ELSHAWIKH Hesham	8	25	5	7	89	101	0.20
	2	AWED Tamer	8	25	1	-	14	15	0.04
	3	HASSAN Yasser	8	25	8	7	77	92	0.32
	4	ABD ALLA Ashraf	7	25	1	3	16	20	0.04
	5	EL BAHAEY Taher	8	25	5	2	73	80	0.20
	7	HASSANEIN Salah	8	25	-	-	3	3	0.00
	8	ABD ELLATIF Abd Elnabi	8	25	-	-	-	-	0.00
	9	HUSSEIN Mohamed	8	25	2	-	86	88	0.08
	10	HASSAN Adel	8	25	2	2	77	81	0.08
	11	ELHELBAWI Rezek	8	25	-	-	-	-	0.00
	12	ABD ELYAZID Mohamed	8	25	10	4	96	110	0.40
	Team Totals			8	25	34	25	531	590


<b>Team</b>	<b>Opponent Errors &amp; Team Faults</b>	203	57
-------------	--	-----	----


Legend:

Succ	Successes	Cont	Continues	Succ %	Success %	Avg	Average per set	MP	Matches Played
SP	Team Sets Played								

## EGY - Egypt

After 8 Matches

Non-Scoring Diggers		No	Name	MP	SP	Exc	Faults	Cont	Total	Avg
		1	ELSHAWIKH Hesham	8	25	46	9	19	74	1.84
		2	AWED Tamer	8	25	9	-	2	11	0.36
		3	HASSAN Yasser	8	25	67	8	28	103	2.68
		4	ABD ALLA Ashraf	7	25	6	-	-	6	0.24
		5	EL BAHAHEY Taher	8	25	47	12	38	97	1.88
		7	HASSANEIN Salah	8	25	1	1	-	2	0.04
		8	ABD ELLATIF Abd Elnabi	8	25	60	10	18	88	2.40
		9	HUSSEIN Mohamed	8	25	56	12	21	89	2.24
		10	HASSAN Adel	8	25	30	9	14	53	1.20
		11	ELHELBAWI Rezek	8	25	2	1	-	3	0.08
		12	ABD ELYAZID Mohamed	8	25	74	15	22	111	2.96
	Team Totals				8	25	398	77	162	637

Non-Scoring Setters		No	Name	MP	SP	Exc	Faults	Cont	Total	Avg
		1	ELSHAWIKH Hesham	8	25	5	-	19	24	0.20
		2	AWED Tamer	8	25	-	-	4	4	0.00
		3	HASSAN Yasser	8	25	100	3	172	275	4.00
		4	ABD ALLA Ashraf	7	25	4	-	13	17	0.16
		5	EL BAHAHEY Taher	8	25	82	5	173	260	3.28
		7	HASSANEIN Salah	8	25	3	-	1	4	0.12
		8	ABD ELLATIF Abd Elnabi	8	25	6	2	10	18	0.24
		9	HUSSEIN Mohamed	8	25	19	3	57	79	0.76
		10	HASSAN Adel	8	25	6	1	21	28	0.24
		11	ELHELBAWI Rezek	8	25	-	-	-	-	0.00
		12	ABD ELYAZID Mohamed	8	25	5	-	21	26	0.20
	Team Totals				8	25	230	14	491	735

Non-Scoring Receivers		No	Name	MP	SP	Exc	Faults	Cont	Total	Eff %
		1	ELSHAWIKH Hesham	8	25	40	1	6	47	82.98
		2	AWED Tamer	8	25	2	-	-	2	100.0
		3	HASSAN Yasser	8	25	18	-	4	22	81.82
		4	ABD ALLA Ashraf	7	25	1	1	1	3	0.00
		5	EL BAHAHEY Taher	8	25	31	2	8	41	70.73
		7	HASSANEIN Salah	8	25	3	-	-	3	100.0
		8	ABD ELLATIF Abd Elnabi	8	25	92	2	8	102	88.24
		9	HUSSEIN Mohamed	8	25	53	-	13	66	80.30
		10	HASSAN Adel	8	25	8	1	1	10	70.00
		11	ELHELBAWI Rezek	8	25	2	-	2	4	50.00
		12	ABD ELYAZID Mohamed	8	25	84	2	21	107	76.64
	Team Totals				8	25	334	9	64	407

Legend:

Exc	Excellent	Cont	Continues	Eff %	Efficiency %	Avg	Average per set	MP	Matches Played
SP	Team Sets Played								

PRNVS000001A0.00073 00102820:15V010

SAT 28 OCT 2000

P2

PAVILION 3

Match No: 46  
Start Time: 18:30

IRI vs BIH  
3 vs 0

Spectators: 2600

Team	Sets	1	2	3	Total
IRI	3	25	25	25	75
BIH	0	23	9	17	49
	Minutes	24	19	21	64

Referees: SOLVANG Jan Otto (NOR) & VAN DE LOO Henricus (NED)

IRI Islamic Republic of Iran							BIH Bosnia & Herzegovina								
No	Name	1	2	3	4	5	Pts	No	Name	1	2	3	4	5	Pts
1	ESHAGHI Ali							1	GODINJAK Ismet	■	■	■			5
2	RAHIMI Mohammadreza	■	■	■			7	2	MANKO Adnan	■	■	■			8
3	PEIDAYESH Reza							3	3	NUHANOVIC Sevko	□	□	□		3
4	KASHFIA Ali							4	4	IBRAKOVIC Edin		□	■		
5	SOLEIMANI Majid	■	■	■			13	5	MEDIC Asim	■	■	■			5
6	GOLKAR AZGHANDI Ali	■	■	■			9	6	CAUSEVIC Fikret				□		
7	L ASHOURI Farshid	L	L	L				7	7	MAHMIC Zikret	■	■	■		5
8	EIMERI Jalil	■	■	■			3	8	HAMZIC Dzevad	■	■				6
9	ZIRAH I Isa							9	L SALKIC Nedzad	L	L	L			
10	FIROUZI Parviz	■	■	■			9	10	CISJA Abid						
11	SALAVATIAN Aliakbar							11	DELALIC Sabahudin	■	■	■			4
12	BEHRAMAN Hojat	■	■	■			11	12	ALIC Nevzet				□		
<b>Head Coach:</b> REZAEIGARKANI Hadi							<b>Head Coach:</b> HRUSTEMOVIC Mirza								
<b>Assistant:</b> DAVALLOO Abdol Jabbar							<b>Assistant:</b> COLIC Mehmed								

## TEAM AND PLAYER PERFORMANCES

Won	Total Atts	No	Name	Scoring Skills	Won	Total Atts	No	Name
40	116	Total Team		Attack	28	114	Total Team	
10	26	12	BEHRAMAN Hojat		6	17	8	HAMZIC Dzevad
9	24	5	SOLEIMANI Majid		5	11	1	GODINJAK Ismet
9	21	10	FIROUZI Parviz		5	17	2	MANKO Adnan
8	49	Total Team		Block	7	66	Total Team	
3	19	5	SOLEIMANI Majid		3	10	2	MANKO Adnan
3	10	6	GOLKAR AZGHANDI Ali		3	15	11	DELALIC Sabahudin
1	3	8	EIMERI Jalil		1	7	7	MAHMIC Zikret
4	74	Total Team		Serve	1	50	Total Team	
3	19	2	RAHIMI Mohammadreza		1	7	7	MAHMIC Zikret
1	9	5	SOLEIMANI Majid					
23		Total Team		Opp Error	13		Total Team	
75	239	Total Team		Total	49	230	Total Team	
13	13	5	SOLEIMANI Majid	Best Scorer	8	8	2	MANKO Adnan

### Legend:

■ Starting line-up      □ Substitute      nn Team Captain      □ Substitution libero  
 Pts Points scored      L Libero Player      Opp Opponent      Atts Attempts

PRNVS000001A1.00073 00102819:28V01U

SAT 28 OCT 2000

P2

PAVILION 3

Match No: 46  
Start Time: 18:30

IRI vs BIH  
1 vs 0

Spectators:

Team	Sets	1	2	3	4	5	Total
IRI	1	25	0				25
BIH	0	23	0				23
	Minutes	0					0

Referees: SOLVANG Jan Otto (NOR) & VAN DE LOO Henricus (NED)

IRI Islamic Republic of Iran								BIH Bosnia & Herzegovina							
No	Name	1	2	3	4	5	Pts	No	Name	1	2	3	4	5	Pts
1	ESHAGHI Ali							1	GODINJAK Ismet	■					1
2	RAHIMI Mohammadreza	■					1	2 MANKO Adnan	■					5	
3	PEIDAYESH Reza							3 NUHANOVIC Sevko	□					2	
4	KASHFIA Ali							4 IBRAKOVIC Edin							
5	SOLEIMANI Majid	■					2	5 MEDIC Asim	■					3	
6	GOLKAR AZGHANDI Ali	■					4	6 CAUSEVIC Fikret							
7	L ASHOURI Farshid	L						7 MAHMIC Zikret	■					1	
8	EIMERI Jalil	■					1	8 HAMZIC Dzevad	■					4	
9	ZIRAH I Isa							9 L SALKIC Nedzad	L						
10	FIROUZI Parviz	■					4	10 CISIJA Abid							
11	SALAVATIAN Aliakbar							11 DELALIC Sabahudin	■					3	
12	BEHRAVAN Hojat	■					7	12 ALIC Nevzet							
<b>Head Coach:</b> REZAEIGARKANI Hadi								<b>Head Coach:</b> HRUSTEMOVIC Mirza							
<b>Assistant:</b> DAVALLOO Abdol Jabbar								<b>Assistant:</b> COLIC Mehmed							

## TEAM AND PLAYER PERFORMANCES

Won	Total Atts	No	Name	Scoring Skills	Won	Total Atts	No	Name	
17	46	Total Team		Attack	16	41	Total Team		
6	11	12	BEHRAVAN Hojat		4	7	2	MANKO Adnan	
4	6	10	FIROUZI Parviz		4	10	8	HAMZIC Dzevad	
3	10	6	GOLKAR AZGHANDI Ali		3	6	5	MEDIC Asim	
2	21	Total Team		Block	3	25	Total Team		
1	5	6	GOLKAR AZGHANDI Ali		2	5	11	DELALIC Sabahudin	
1	3	12	BEHRAVAN Hojat		1	2	2	MANKO Adnan	
	25	Total Team		Serve		23	Total Team		
6		Total Team			Opp Error	4		Total Team	
25	92	Total Team				Total	23	89	Total Team
7	7	12	BEHRAVAN Hojat	Best Scorer	5	5	2	MANKO Adnan	

Jury President:

Signature:

### Legend:

■ Starting line-up      □ Substitute      nn Team Captain      L Substitute libero  
 Pts Points scored      L Libero Player      Opp Opponent      Atts Attempts

PROVISIONAL

PRNVS000001A2.00083 00102819:28V01U



Match No 46  
Start Time: 18:30

IRI vs BIH  
1 0

Spectators:

Team	Sets	1	2	3	4	5	Total
IRI	1	25	0				25
BIH	0	23	0				23
	Minutes	0					0

## IRI - Islamic Republic of Iran

Scoring Attackers		Rk	No	Name	Succ	Faults	Cont	Total	Succ %
		1	12	BEHRAVAN Hojat	6	2	3	11	54.55
		2	6	GOLKAR AZGHANDI Ali	3	2	5	10	30.00
		3	5	SOLEIMANI Majid	2	2	5	9	22.22
		8		EIMERI Jalil	1	-	5	6	
		10		FIROUZI Parviz	4	-	2	6	
		2		RAHIMI Mohammadreza	1	-	3	4	
		7		ASHOURI Farshid	-	-	-	-	
		1		ESHAGHI Ali	-	-	-	-	
		4		KASHFIA Ali	-	-	-	-	
		3		PEIDAYESH Reza	-	-	-	-	
		11		SALAVATIAN Aliakbar	-	-	-	-	
Limit 15.00%		9		ZIRAH I Isa	-	-	-	-	
		Total Team			17	6	23	46	36.96

Scoring Blockers		Rk	No	Name	Succ	Faults	Cont	Total	Avg
		1	6	GOLKAR AZGHANDI Ali	1	2	2	5	1.00
			12	BEHRAVAN Hojat	1	1	1	3	1.00
		3	5	SOLEIMANI Majid	-	4	2	6	0.00
			10	FIROUZI Parviz	-	4	-	4	0.00
			2	RAHIMI Mohammadreza	-	-	2	2	0.00
			8	EIMERI Jalil	-	1	-	1	0.00
			7	ASHOURI Farshid	-	-	-	-	
			1	ESHAGHI Ali	-	-	-	-	
			4	KASHFIA Ali	-	-	-	-	
			3	PEIDAYESH Reza	-	-	-	-	
			11	SALAVATIAN Aliakbar	-	-	-	-	
		9	ZIRAH I Isa	-	-	-	-		
		Total Team			2	12	7	21	2.00

Scoring Servers		Rk	No	Name	Succ	Faults	Cont	Total	Avg
		1	2	RAHIMI Mohammadreza	-	-	9	9	0.00
			8	EIMERI Jalil	-	-	4	4	0.00
			5	SOLEIMANI Majid	-	-	4	4	0.00
			12	BEHRAVAN Hojat	-	1	2	3	0.00
			10	FIROUZI Parviz	-	-	3	3	0.00
			6	GOLKAR AZGHANDI Ali	-	-	2	2	0.00
			7	ASHOURI Farshid	-	-	-	-	
			1	ESHAGHI Ali	-	-	-	-	
			4	KASHFIA Ali	-	-	-	-	
			3	PEIDAYESH Reza	-	-	-	-	
			11	SALAVATIAN Aliakbar	-	-	-	-	
		9	ZIRAH I Isa	-	-	-	-		
		Total Team			-	1	24	25	0.00

Team	Opponent Errors & Team Faults	6	1
------	-------------------------------	---	---

Legend:									
Rk	Rank	Succ	Successes	Cont	Continues	Succ %	Success %	Avg	Average per set

PROVISIONAL


Match No 46  
Start Time: 18:30


IRI vs BIH  
1 0


Spectators:

Team	Sets	1	2	3	4	5	Total
IRI	1	25	0				25
BIH	0	23	0				23
	Minutes	0					0

## IRI - Islamic Republic of Iran

Non-Scoring Diggers		Rk	No	Name	Exc	Faults	Cont	Total	Avg
	1	6	GOLKAR AZGHANDI Ali	4	-	1	5	4.00	
		12	BEHRAVAN Hojat	4	-	-	4	4.00	
	3	2	RAHIMI Mohammadreza	3	1	-	4	3.00	
	4	8	EIMERI Jalil	2	2	2	6	2.00	
		10	FIROUZI Parviz	2	-	-	2	2.00	
	6	5	SOLEIMANI Majid	1	-	1	2	1.00	
		7	ASHOURI Farshid	-	-	-	-	-	
		1	ESHAGHI Ali	-	-	-	-	-	
		4	KASHFIA Ali	-	-	-	-	-	
		3	PEIDAYESH Reza	-	-	-	-	-	
		11	SALAVATIAN Aliakbar	-	-	-	-	-	
	9	ZIRAH I Isa	-	-	-	-	-		
Total Team				16	3	4	23	16.00	

Non-Scoring Setters		Rk	No	Name	Exc	Faults	Cont	Total	Avg
	1	2	RAHIMI Mohammadreza	3	-	7	10	3.00	
		12	BEHRAVAN Hojat	3	-	5	8	3.00	
	3	5	SOLEIMANI Majid	2	-	5	7	2.00	
		6	GOLKAR AZGHANDI Ali	2	-	4	6	2.00	
		8	EIMERI Jalil	2	-	3	5	2.00	
	6	10	FIROUZI Parviz	-	-	2	2	0.00	
		7	ASHOURI Farshid	-	-	-	-	-	
		1	ESHAGHI Ali	-	-	-	-	-	
		4	KASHFIA Ali	-	-	-	-	-	
		3	PEIDAYESH Reza	-	-	-	-	-	
		11	SALAVATIAN Aliakbar	-	-	-	-	-	
	9	ZIRAH I Isa	-	-	-	-	-		
Total Team				12	-	26	38	12.00	

Non-Scoring Receivers		Rk	No	Name	Exc	Faults	Cont	Total	Eff %
	1	10	FIROUZI Parviz	9	-	1	10	90.00	
		5	SOLEIMANI Majid	4	-	-	4		
		7	ASHOURI Farshid	3	-	-	3		
		2	RAHIMI Mohammadreza	3	-	-	3		
		8	EIMERI Jalil	1	-	1	2		
		12	BEHRAVAN Hojat	-	-	-	-		
		1	ESHAGHI Ali	-	-	-	-		
		6	GOLKAR AZGHANDI Ali	-	-	-	-		
		4	KASHFIA Ali	-	-	-	-		
		3	PEIDAYESH Reza	-	-	-	-		
		11	SALAVATIAN Aliakbar	-	-	-	-		
	9	ZIRAH I Isa	-	-	-	-			
Total Team				20	-	2	22	90.91	

Limit

25.00%

Legend:

Rk Rank Exc Excellent Cont Continues Eff % Efficiency % Avg Average per set

PROVISIONAL

Match No 46  
Start Time: 18:30


IRI vs BIH  
1 0

Spectators:

Team	Sets	1	2	3	4	5	Total
IRI	1	25	0				25
BIH	0	23	0				23
	Minutes	0					0

## BIH · Bosnia & Herzegovina

Scoring Attackers		Rk	No	Name	Succ	Faults	Cont	Total	Succ %
	1	2	MANKO Adnan	4	1	2	7	57.14	
	2	8	HAMZIC Dzevad	4	-	6	10	40.00	
		7	MAHMIC Zikret	1	2	4	7		
		5	MEDIC Asim	3	1	2	6		
		11	DELALIC Sabahudin	1	-	3	4		
		1	GODINJAK Ismet	1	1	2	4		
		3	NUHANOVIC Sevko	2	-	1	3		
		12	ALIC Nevzet	-	-	-	-		
		6	CAUSEVIC Fikret	-	-	-	-		
		10	CISIJA Abid	-	-	-	-		
		4	IBRAKOVIC Edin	-	-	-	-		
		9	SALKIC Nedzad	-	-	-	-		
	Limit 15.00%	Total Team			16	5	20	41	39.02

Scoring Blockers		Rk	No	Name	Succ	Faults	Cont	Total	Avg
	1	11	DELALIC Sabahudin	2	2	1	5	2.00	
	2	2	MANKO Adnan	1	1	-	2	1.00	
	3	8	HAMZIC Dzevad	-	3	3	6	0.00	
		5	MEDIC Asim	-	4	2	6	0.00	
		1	GODINJAK Ismet	-	1	3	4	0.00	
		7	MAHMIC Zikret	-	1	1	2	0.00	
		12	ALIC Nevzet	-	-	-	-		
		6	CAUSEVIC Fikret	-	-	-	-		
		10	CISIJA Abid	-	-	-	-		
		4	IBRAKOVIC Edin	-	-	-	-		
	3	NUHANOVIC Sevko	-	-	-	-			
	9	SALKIC Nedzad	-	-	-	-			
Total Team			3	12	10	25	3.00		

Scoring Servers		Rk	No	Name	Succ	Faults	Cont	Total	Avg
	1	2	MANKO Adnan	-	1	7	8	0.00	
		8	HAMZIC Dzevad	-	-	5	5	0.00	
		1	GODINJAK Ismet	-	-	3	3	0.00	
		7	MAHMIC Zikret	-	-	3	3	0.00	
		11	DELALIC Sabahudin	-	-	2	2	0.00	
		5	MEDIC Asim	-	-	2	2	0.00	
		12	ALIC Nevzet	-	-	-	-		
		6	CAUSEVIC Fikret	-	-	-	-		
		10	CISIJA Abid	-	-	-	-		
		4	IBRAKOVIC Edin	-	-	-	-		
		3	NUHANOVIC Sevko	-	-	-	-		
		9	SALKIC Nedzad	-	-	-	-		
	Total Team			-	1	22	23	0.00	

Team	Opponent Errors & Team Faults	4	2
------	-------------------------------	---	---

Legend:									
Rk	Rank	Succ	Successes	Cont	Continues	Succ %	Success %	Avg	Average per set

PROVISIONAL

Match No 46  
Start Time: 18:30


IRI vs BIH  
1 0


Spectators:

Team	Sets	1	2	3	4	5	Total
IRI	1	25	0				25
BIH	0	23	0				23
	Minutes	0					0

## BIH · Bosnia & Herzegovina

Non-Scoring Diggers		Rk	No	Name	Exc	Faults	Cont	Total	Avg
	1	2	MANKO Adnan	5	1	2	8	5.00	
	2	11	DELALIC Sabahudin	4	-	2	6	4.00	
	3	5	MEDIC Asim	3	-	1	4	3.00	
		8	HAMZIC Dzevad	3	-	-	3	3.00	
	5	7	MAHMIC Zikret	2	1	2	5	2.00	
		1	GODINJAK Ismet	2	1	1	4	2.00	
		9	SALKIC Nedzad	2	1	-	3	2.00	
		12	ALIC Nevzet	-	-	-	-		
		6	CAUSEVIC Fikret	-	-	-	-		
		10	CISIJA Abid	-	-	-	-		
		4	IBRAKOVIC Edin	-	-	-	-		
		3	NUHANOVIC Sevko	-	-	-	-		
	Total Team				21	4	8	33	21.00

Non-Scoring Setters		Rk	No	Name	Exc	Faults	Cont	Total	Avg
	1	2	MANKO Adnan	5	1	4	10	5.00	
	2	11	DELALIC Sabahudin	4	-	9	13	4.00	
	3	5	MEDIC Asim	1	-	4	5	1.00	
		8	HAMZIC Dzevad	1	-	3	4	1.00	
		1	GODINJAK Ismet	1	-	1	2	1.00	
		9	SALKIC Nedzad	1	-	-	1	1.00	
	7	7	MAHMIC Zikret	-	-	3	3	0.00	
		12	ALIC Nevzet	-	-	-	-		
		6	CAUSEVIC Fikret	-	-	-	-		
		10	CISIJA Abid	-	-	-	-		
		4	IBRAKOVIC Edin	-	-	-	-		
		3	NUHANOVIC Sevko	-	-	-	-		
	Total Team				13	1	24	38	13.00

Non-Scoring Receivers		Rk	No	Name	Exc	Faults	Cont	Total	Eff %
		7	MAHMIC Zikret	5	-	-	5		
		2	MANKO Adnan	5	-	-	5		
		11	DELALIC Sabahudin	4	-	-	4		
		1	GODINJAK Ismet	3	-	1	4		
		9	SALKIC Nedzad	2	-	-	2		
		5	MEDIC Asim	1	-	-	1		
		12	ALIC Nevzet	-	-	-	-		
		6	CAUSEVIC Fikret	-	-	-	-		
		10	CISIJA Abid	-	-	-	-		
		8	HAMZIC Dzevad	-	-	-	-		
		4	IBRAKOVIC Edin	-	-	-	-		
		3	NUHANOVIC Sevko	-	-	-	-		
	Total Team				20	-	1	21	95.24

Limit

25.00%

Legend:

Rk Rank Exc Excellent Cont Continues Eff % Efficiency % Avg Average per set

PRNVS000001A3.00083 00102820:17V010


Match No 46  
Start Time: 18:30


IRI vs BIH  
3 vs 0

Spectators: 2600

Team	Sets	1	2	3	Total
IRI	3	25	25	25	75
BIH	0	23	9	17	49
	Minutes	24	19	21	64

## IRI - Islamic Republic of Iran

Scoring Attackers		Rk	No	Name	Succ	Faults	Cont	Total	Succ %
		1	10	FIROUZI Parviz	9	2	10	21	42.86
		2	12	BEHRAVAN Hojat	10	5	11	26	38.46
		3	5	SOLEIMANI Majid	9	2	13	24	37.50
		4	6	GOLKAR AZGHANDI Ali	6	3	9	18	33.33
		8		EIMERI Jalil	2	1	11	14	
		2		RAHIMI Mohammadreza	4	-	8	12	
		7		ASHOURI Farshid	-	-	1	1	
		1		ESHAGHI Ali	-	-	-	-	
		4		KASHFIA Ali	-	-	-	-	
		3		PEIDAYESH Reza	-	-	-	-	
		11		SALAVATIAN Aliakbar	-	-	-	-	
Limit 15.00%		9		ZIRAH I Isa	-	-	-	-	
		Total Team			40	13	63	116	34.48

Scoring Blockers		Rk	No	Name	Succ	Faults	Cont	Total	Avg
		1	5	SOLEIMANI Majid	3	7	9	19	1.00
			6	GOLKAR AZGHANDI Ali	3	3	4	10	1.00
		3	12	BEHRAVAN Hojat	1	3	2	6	0.33
			8	EIMERI Jalil	1	2	-	3	0.33
		5	10	FIROUZI Parviz	-	4	2	6	0.00
			2	RAHIMI Mohammadreza	-	-	5	5	0.00
			7	ASHOURI Farshid	-	-	-	-	
			1	ESHAGHI Ali	-	-	-	-	
			4	KASHFIA Ali	-	-	-	-	
			3	PEIDAYESH Reza	-	-	-	-	
			11	SALAVATIAN Aliakbar	-	-	-	-	
		9	ZIRAH I Isa	-	-	-	-		
		Total Team			8	19	22	49	2.67

Scoring Servers		Rk	No	Name	Succ	Faults	Cont	Total	Avg
		1	2	RAHIMI Mohammadreza	3	1	15	19	1.00
		2	5	SOLEIMANI Majid	1	-	8	9	0.33
		3	8	EIMERI Jalil	-	-	26	26	0.00
			12	BEHRAVAN Hojat	-	1	7	8	0.00
			10	FIROUZI Parviz	-	-	6	6	0.00
			6	GOLKAR AZGHANDI Ali	-	-	6	6	0.00
			7	ASHOURI Farshid	-	-	-	-	
			1	ESHAGHI Ali	-	-	-	-	
			4	KASHFIA Ali	-	-	-	-	
			3	PEIDAYESH Reza	-	-	-	-	
			11	SALAVATIAN Aliakbar	-	-	-	-	
		9	ZIRAH I Isa	-	-	-	-		
		Total Team			4	2	68	74	1.33

Team	Opponent Errors & Team Faults	23	3
------	-------------------------------	----	---

Legend:									
Rk	Rank	Succ	Successes	Cont	Continues	Succ %	Success %	Avg	Average per set

Match No 46  
Start Time: 18:30


IRI vs BIH  
3 vs 0


Spectators: 2600

Team	Sets	1	2	3	Total
IRI	3	25	25	25	75
BIH	0	23	9	17	49
	Minutes	24	19	21	64

## IRI - Islamic Republic of Iran

Non-Scoring Diggers		Rk	No	Name	Exc	Faults	Cont	Total	Avg
		1	5	SOLEIMANI Majid	11	-	2	13	3.67
		2	2	RAHIMI Mohammadreza	10	1	2	13	3.33
		3	10	FIROUZI Parviz	8	3	2	13	2.67
		4	12	BEHRAVAN Hojat	7	-	4	11	2.33
		6	6	GOLKAR AZGHANDI Ali	7	-	3	10	2.33
		6	8	EIMERI Jalil	6	7	2	15	2.00
		7	7	ASHOURI Farshid	1	-	-	1	0.33
		1		ESHAGHI Ali	-	-	-	-	
		4		KASHFIA Ali	-	-	-	-	
		3		PEIDAYESH Reza	-	-	-	-	
		11		SALAVATIAN Aliakbar	-	-	-	-	
	9		ZIRAH I Isa	-	-	-	-		
Total Team					50	11	15	76	16.67

Non-Scoring Setters		Rk	No	Name	Exc	Faults	Cont	Total	Avg
		1	2	RAHIMI Mohammadreza	9	-	19	28	3.00
		2	6	GOLKAR AZGHANDI Ali	7	-	19	26	2.33
		12	12	BEHRAVAN Hojat	7	-	7	14	2.33
		4	5	SOLEIMANI Majid	5	-	6	11	1.67
		5	8	EIMERI Jalil	3	-	4	7	1.00
		6	10	FIROUZI Parviz	-	1	7	8	0.00
		7		ASHOURI Farshid	-	-	1	1	0.00
		1		ESHAGHI Ali	-	-	-	-	
		4		KASHFIA Ali	-	-	-	-	
		3		PEIDAYESH Reza	-	-	-	-	
		11		SALAVATIAN Aliakbar	-	-	-	-	
	9		ZIRAH I Isa	-	-	-	-		
Total Team					31	1	63	95	10.33

Non-Scoring Receivers		Rk	No	Name	Exc	Faults	Cont	Total	Eff %
		1	10	FIROUZI Parviz	10	-	2	12	83.33
		2		RAHIMI Mohammadreza	9	-	-	9	
		5		SOLEIMANI Majid	8	-	-	8	
		8		EIMERI Jalil	6	-	1	7	
		7		ASHOURI Farshid	4	-	2	6	
		6		GOLKAR AZGHANDI Ali	2	-	1	3	
		12		BEHRAVAN Hojat	-	-	-	-	
		1		ESHAGHI Ali	-	-	-	-	
		4		KASHFIA Ali	-	-	-	-	
		3		PEIDAYESH Reza	-	-	-	-	
		11		SALAVATIAN Aliakbar	-	-	-	-	
	9		ZIRAH I Isa	-	-	-	-		
Total Team					39	-	6	45	86.67

Limit

25.00%

Legend:									
Rk	Rank	Exc	Excellent	Cont	Continues	Eff %	Efficiency %	Avg	Average per set

Match No 46  
Start Time: 18:30


IRI vs BIH  
3 vs 0

Spectators: 2600

Team	Sets	1	2	3	Total
IRI	3	25	25	25	75
BIH	0	23	9	17	49
	Minutes	24	19	21	64

## BIH · Bosnia & Herzegovina

Scoring Attackers		Rk	No	Name	Succ	Faults	Cont	Total	Succ %
	1	5	MEDIC Asim	5	3	12	20	25.00	
	2	7	MAHMIC Zikret	3	9	8	20	15.00	
		11	DELALIC Sabahudin	1	4	12	17		
		8	HAMZIC Dzevad	6	2	9	17		
		2	MANKO Adnan	5	3	9	17		
		1	GODINJAK Ismet	5	2	4	11		
		3	NUHANOVIC Sevko	3	-	4	7		
		4	IBRAKOVIC Edin	-	1	4	5		
		12	ALIC Nevzet	-	-	-	-		
		6	CAUSEVIC Fikret	-	-	-	-		
		10	CISIJA Abid	-	-	-	-		
		9	SALKIC Nedzad	-	-	-	-		
	Limit 15.00%	Total Team			28	24	62	114	24.56

Scoring Blockers		Rk	No	Name	Succ	Faults	Cont	Total	Avg
	1	11	DELALIC Sabahudin	3	5	7	15	1.00	
		2	MANKO Adnan	3	3	4	10	1.00	
	3	7	MAHMIC Zikret	1	5	1	7	0.33	
	4	1	GODINJAK Ismet	-	1	9	10	0.00	
		5	MEDIC Asim	-	6	3	9	0.00	
		8	HAMZIC Dzevad	-	3	5	8	0.00	
		4	IBRAKOVIC Edin	-	1	3	4	0.00	
		3	NUHANOVIC Sevko	-	-	3	3	0.00	
		12	ALIC Nevzet	-	-	-	-		
		6	CAUSEVIC Fikret	-	-	-	-		
		10	CISIJA Abid	-	-	-	-		
		9	SALKIC Nedzad	-	-	-	-		
	Total Team				7	24	35	66	2.33

Scoring Servers		Rk	No	Name	Succ	Faults	Cont	Total	Avg
	1	7	MAHMIC Zikret	1	-	6	7	0.33	
	2	2	MANKO Adnan	-	2	10	12	0.00	
		11	DELALIC Sabahudin	-	-	8	8	0.00	
		8	HAMZIC Dzevad	-	-	8	8	0.00	
		5	MEDIC Asim	-	-	7	7	0.00	
		1	GODINJAK Ismet	-	-	4	4	0.00	
		4	IBRAKOVIC Edin	-	-	3	3	0.00	
		6	CAUSEVIC Fikret	-	1	-	1	0.00	
		12	ALIC Nevzet	-	-	-	-		
		10	CISIJA Abid	-	-	-	-		
		3	NUHANOVIC Sevko	-	-	-	-		
		9	SALKIC Nedzad	-	-	-	-		
	Total Team				1	3	46	50	0.33

Team	Opponent Errors & Team Faults	13	8
------	-------------------------------	----	---

Legend:									
Rk	Rank	Succ	Successes	Cont	Continues	Succ %	Success %	Avg	Average per set




Match No 46  
Start Time: 18:30


IRI vs BIH  
3 vs 0


Spectators: 2600

Team	Sets	1	2	3	Total
IRI	3	25	25	25	75
BIH	0	23	9	17	49
	Minutes	24	19	21	64

## BIH · Bosnia & Herzegovina

Non-Scoring Diggers		Rk	No	Name	Exc	Faults	Cont	Total	Avg
	1	2	MANKO Adnan	14	4	3	21	4.67	
	2	11	DELALIC Sabahudin	10	1	3	14	3.33	
	3	5	MEDIC Asim	7	-	3	10	2.33	
		1	GODINJAK Ismet	7	1	1	9	2.33	
	5	7	MAHMIC Zikret	6	2	5	13	2.00	
	6	9	SALKIC Nedzad	3	3	-	6	1.00	
		8	HAMZIC Dzevad	3	-	-	3	1.00	
	8	6	CAUSEVIC Fikret	2	-	-	2	0.67	
	9	12	ALIC Nevzet	1	1	-	2	0.33	
	10	4	IBRAKOVIC Edin	-	-	1	1	0.00	
		10	CISIJA Abid	-	-	-	-	-	
		3	NUHANOVIC Sevko	-	-	-	-	-	
	Total Team				53	12	16	81	17.67

Non-Scoring Setters		Rk	No	Name	Exc	Faults	Cont	Total	Avg
	1	11	DELALIC Sabahudin	14	-	31	45	4.67	
	2	2	MANKO Adnan	6	1	14	21	2.00	
	3	5	MEDIC Asim	1	-	9	10	0.33	
		1	GODINJAK Ismet	1	-	5	6	0.33	
		8	HAMZIC Dzevad	1	-	3	4	0.33	
		9	SALKIC Nedzad	1	-	1	2	0.33	
	7	7	MAHMIC Zikret	-	-	6	6	0.00	
		12	ALIC Nevzet	-	-	-	-	-	
		6	CAUSEVIC Fikret	-	-	-	-	-	
		10	CISIJA Abid	-	-	-	-	-	
		4	IBRAKOVIC Edin	-	-	-	-	-	
		3	NUHANOVIC Sevko	-	-	-	-	-	
	Total Team				24	1	69	94	8.00

Non-Scoring Receivers		Rk	No	Name	Exc	Faults	Cont	Total	Eff %
	1	2	MANKO Adnan	20	3	1	24	70.83	
		11	DELALIC Sabahudin	13	-	-	13	-	
		1	GODINJAK Ismet	11	-	1	12	-	
		7	MAHMIC Zikret	6	-	-	6	-	
		6	CAUSEVIC Fikret	2	-	1	3	-	
		9	SALKIC Nedzad	2	-	-	2	-	
		4	IBRAKOVIC Edin	1	-	-	1	-	
		5	MEDIC Asim	1	-	-	1	-	
		12	ALIC Nevzet	-	-	-	-	-	
		10	CISIJA Abid	-	-	-	-	-	
		8	HAMZIC Dzevad	-	-	-	-	-	
		3	NUHANOVIC Sevko	-	-	-	-	-	
	Total Team				56	3	3	62	85.48

Limit

25.00%

Legend:

Rk Rank      Exc Excellent      Cont Continues      Eff % Efficiency %      Avg Average per set

PRNVS000001A4.00092 00102820:18V010

**Men's Sitting**

**GOLD**

- Islamic Republic of Iran (IRI)**  
 1 ESHAGHI Ali  
 2 RAHIMI Mohammadreza  
 3 PEIDAYESH Reza  
 4 KASHFIA Ali (C)  
 5 SOLEIMANI Majid  
 6 GOLKAR AZGHANDI Ali  
 7 ASHOURI Farshid  
 8 EIMERI Jalil  
 9 ZIRAH I Isa  
 10 FIROUZI Parviz  
 11 SALAVATIAN Aliakbar  
 12 BEHRAVAN Hojat

**SILVER**

- Bosnia & Herzegovina (BIH)**  
 1 GODINJAK Ismet  
 2 MANKO Adnan  
 3 NUHANOVIC Sevko (C)  
 4 IBRAKOVIC Edin  
 5 MEDIC Asim  
 6 CAUSEVIC Fikret  
 7 MAHMIC Zikret  
 8 HAMZIC Dzevad  
 9 SALKIC Nedzad  
 10 CISIJA Abid  
 11 DELALIC Sabahudin  
 12 ALIC Nevzet

**BRONZE**

- Finland (FIN)**  
 1 PYNNOENEN Allan  
 2 HAENNINEN Keijo  
 3 HEINO Jari  
 4 LAINE Jukka  
 6 KAPIAINEN Petri  
 7 TERVO Sami  
 8 MELANEN Lauri  
 9 TUOMINEN Veli-Matti  
 10 PULLI Matti (C)  
 11 VENAELAEINEN Olavi  
 12 VISTBACKA Aulis

Legend: (C): Captain

Volleyball - Sitting

Volleyball - Sitting

Volleyball - Sitting

Volleyball - Sitting

Volleyball - Sitting

Volleyball - Sitting

PRNVS000001A5.00099 00102820:20V010



RANK	TEAM	MEDAL
1	Islamic Republic of Iran	Gold
2	Bosnia & Herzegovina	Silver
3	Finland	Bronze
4	Egypt	
5	Germany	
6	Netherlands	
7	Hungary	
8	Libyan Arab Jamahiriya	
9	Japan	
10	Korea	
11	Australia	
12	United States of America	

PRNVS000001A6.00076B 00102820:21V040

# MEN'S SITTING

## RESULTS TABLE FINAL ROUND



P4

PAVILION 3

Match	Phase	Date	Teams	Sets	Points per Set					Total		Spectators
					1	2	3	4	5	Points	Minutes	
31	Classifications 9-12	26 Oct 2000	JPN vs AUS	3-1	25-17	22-25	25-13	25-21		97-76	92	3500
32	Classifications 9-12	26 Oct 2000	KOR vs USA	3-0	25-17	25-14	25-20			75-51	55	2720
33	Quarterfinal	26 Oct 2000	IRI vs LBA	3-0	25-7	25-8	25-7			75-22	43	2150
34	Quarterfinal	26 Oct 2000	FIN vs NED	3-2	25-22	26-24	22-25	15-25	15-9	103-105	103	1935
35	Quarterfinal	26 Oct 2000	GER vs BIH	1-3	25-22	16-25	26-28	29-31		96-106	96	1275
36	Quarterfinal	26 Oct 2000	EGY vs HUN	3-0	25-19	25-21	28-26			78-66	66	400
37	Final 11-12	27 Oct 2000	AUS vs USA	3-1	25-15	18-25	25-20	25-14		93-74	86	3429
38	Final 9-10	27 Oct 2000	JPN vs KOR	3-1	25-16	23-25	25-18	25-11		98-70	82	2350
39	Classifications 5-8	27 Oct 2000	LBA vs NED	0-3	11-25	13-25	11-25			35-75	52	1145
40	Classifications 5-8	27 Oct 2000	GER vs HUN	3-0	25-22	25-22	25-21			75-65	64	1825
41	Semifinal	27 Oct 2000	IRI vs FIN	3-0	25-20	25-7	25-22			75-49	59	1480
42	Semifinal	27 Oct 2000	BIH vs EGY	3-0	25-15	25-17	26-24			76-56	63	1500
43	Classification 7-8	28 Oct 2000	LBA vs HUN	0-3	12-25	9-25	17-25			38-75	45	2400
44	Classification 5-6	28 Oct 2000	NED vs GER	1-3	25-27	18-25	25-22	20-25		88-99	91	2525
45	Bronze Medal	28 Oct 2000	FIN vs EGY	3-1	19-25	25-23	25-19	25-20		94-87	88	2550
46	Gold Medal	28 Oct 2000	IRI vs BIH	3-0	25-23	25-9	25-17			75-49	64	2600

### Quarterfinal

### Semifinal

### Final

1st of POOL A	IRI <sup>(33)</sup>	IRI									
4th of POOL B	LBA	25-7,25-8,25-7									
2nd of POOL B	FIN <sup>(34)</sup>	FIN	(41)	IRI	25-20,25-7,25-22						
3rd of POOL A	NED	25-22,26-24,22-25,15-25,15-9									
2nd of POOL A	GER <sup>(35)</sup>	BIH		(46)	IRI Gold Medal	25-23,25-9,25-17					
3rd of POOL B	BIH	22-25,25-16,28-26,31-29			BIH Silver Medal						
1st of POOL B	EGY <sup>(36)</sup>	EGY	(42)	BIH	25-15,25-17,26-24						
4th of POOL A	HUN	25-19,25-21,28-26									
				Loser of #41	FIN	FIN Bronze Medal					
				Loser of #42	EGY <sup>(45)</sup>	19-25,25-23,25-19,25-20					
						EGY 4th Place					

Loser of #33	LBA <sup>(39)</sup>	NED									
Loser of #34	NED	25-11,25-13,25-11									
Loser of #35	GER <sup>(40)</sup>	GER	(44)	GER	27-25,25-18,22-25,25-20						
Loser of #36	HUN	25-22,25-22,25-21									

Loser of #39	LBA	HUN 7th Place
Loser of #40	HUN <sup>(43)</sup>	25-12,25-9,25-17
		LBA 8th Place

5th of POOL A	JPN <sup>(31)</sup>	JPN									
6th of POOL B	AUS	25-17,22-25,25-13,25-21									
5th of POOL B	KOR <sup>(32)</sup>	KOR	(38)	JPN	25-16,23-25,25-18,25-11						
6th of POOL A	USA	25-17,25-14,25-20									

Loser of #31	AUS <sup>(37)</sup>	AUS 11th Place
Loser of #32	USA	25-15,18-25,25-20,25-14
		USA 12th Place

PRNVS000001A7.00084A 00102820:23V070



## IRI · Islamic Republic of Iran

After 8 Matches

Scoring Attackers	No	Name	MP	SP	Succ	Faults	Cont	Total	Succ %
		1	ESHAGHI Ali	8	24	6	-	9	15
	2	RAHIMI Mohammadreza	8	24	18	7	38	63	28.57
	3	PEIDAYESH Reza	8	24	33	12	21	66	50.00
	4	KASHFIA Ali	8	24	8	4	15	27	29.63
	5	SOLEIMANI Majid	8	24	32	13	62	107	29.91
	6	GOLKAR AZGHANDI Ali	8	24	33	20	46	99	33.33
	7	ASHOURI Farshid	8	24	-	-	2	2	0.00
	8	EIMERI Jalil	8	24	22	4	48	74	29.73
	9	ZIRAH I Isa	8	24	19	6	8	33	57.58
	10	FIROUZI Parviz	8	24	47	27	57	131	35.88
	11	SALAVATIAN Aliakbar	8	24	10	3	20	33	30.30
	12	BEHRAVAN Hojat	8	24	49	17	42	108	45.37
	Team Totals		8	24	277	113	369	759	36.50

Scoring Blockers	No	Name	MP	SP	Succ	Faults	Cont	Total	Avg
		1	ESHAGHI Ali	8	24	3	3	5	11
	2	RAHIMI Mohammadreza	8	24	2	3	26	31	0.08
	3	PEIDAYESH Reza	8	24	6	9	9	24	0.25
	4	KASHFIA Ali	8	24	2	2	7	11	0.08
	5	SOLEIMANI Majid	8	24	16	17	36	69	0.67
	6	GOLKAR AZGHANDI Ali	8	24	6	14	29	49	0.25
	7	ASHOURI Farshid	8	24	-	-	-	-	0.00
	8	EIMERI Jalil	8	24	6	11	8	25	0.25
	9	ZIRAH I Isa	8	24	4	4	6	14	0.17
	10	FIROUZI Parviz	8	24	16	13	17	46	0.67
	11	SALAVATIAN Aliakbar	8	24	7	8	14	29	0.29
	12	BEHRAVAN Hojat	8	24	8	12	17	37	0.33
	Team Totals		8	24	76	96	174	346	3.17

Scoring Servers	No	Name	MP	SP	Succ	Faults	Cont	Total	Avg
		1	ESHAGHI Ali	8	24	6	1	31	38
	2	RAHIMI Mohammadreza	8	24	9	1	51	61	0.38
	3	PEIDAYESH Reza	8	24	2	-	37	39	0.08
	4	KASHFIA Ali	8	24	2	2	28	32	0.08
	5	SOLEIMANI Majid	8	24	20	4	67	91	0.83
	6	GOLKAR AZGHANDI Ali	8	24	8	3	47	58	0.33
	7	ASHOURI Farshid	8	24	-	-	-	-	0.00
	8	EIMERI Jalil	8	24	5	2	63	70	0.21
	9	ZIRAH I Isa	8	24	6	3	15	24	0.25
	10	FIROUZI Parviz	8	24	4	3	45	52	0.17
	11	SALAVATIAN Aliakbar	8	24	3	2	45	50	0.13
	12	BEHRAVAN Hojat	8	24	6	3	63	72	0.25
	Team Totals		8	24	71	24	492	587	2.96


Team	Opponent Errors & Team Faults	176	40
------	-------------------------------	-----	----


Legend:


Succ	Successes	Cont	Continues	Succ %	Success %	Avg	Average per set	MP	Matches Played
SP	Team Sets Played								

IRI · Islamic Republic of Iran

After 8 Matches

Non-Scoring Diggers	No	Name	MP	SP	Exc	Faults	Cont	Total	Avg
		1	ESHAGHI Ali	8	24	14	2	1	17
	2	RAHIMI Mohammadreza	8	24	50	10	12	72	2.08
	3	PEIDAYESH Reza	8	24	13	4	9	26	0.54
	4	KASHFIA Ali	8	24	11	2	-	13	0.46
	5	SOLEIMANI Majid	8	24	52	4	14	70	2.17
	6	GOLKAR AZGHANDI Ali	8	24	47	8	12	67	1.96
	7	ASHOURI Farshid	8	24	30	5	6	41	1.25
	8	EIMERI Jalil	8	24	50	13	10	73	2.08
	9	ZIRAH I Isa	8	24	10	2	4	16	0.42
	10	FIROUZI Parviz	8	24	35	10	12	57	1.46
	11	SALAVATIAN Aliakbar	8	24	17	1	3	21	0.71
	12	BEHRAVAN Hojat	8	24	34	5	16	55	1.42
	Team Totals		8	24	363	66	99	528	15.13

Non-Scoring Setters	No	Name	MP	SP	Exc	Faults	Cont	Total	Avg
		1	ESHAGHI Ali	8	24	16	1	12	29
	2	RAHIMI Mohammadreza	8	24	47	1	89	137	1.96
	3	PEIDAYESH Reza	8	24	4	-	6	10	0.17
	4	KASHFIA Ali	8	24	22	-	37	59	0.92
	5	SOLEIMANI Majid	8	24	24	-	41	65	1.00
	6	GOLKAR AZGHANDI Ali	8	24	47	-	73	120	1.96
	7	ASHOURI Farshid	8	24	-	-	5	5	0.00
	8	EIMERI Jalil	8	24	20	-	48	68	0.83
	9	ZIRAH I Isa	8	24	3	-	5	8	0.13
	10	FIROUZI Parviz	8	24	7	2	22	31	0.29
	11	SALAVATIAN Aliakbar	8	24	15	1	32	48	0.63
	12	BEHRAVAN Hojat	8	24	17	1	30	48	0.71
	Team Totals		8	24	222	6	400	628	9.25


Non-Scoring Receivers	No	Name	MP	SP	Exc	Faults	Cont	Total	Eff %
		1	ESHAGHI Ali	8	24	3	-	2	5
	2	RAHIMI Mohammadreza	8	24	39	-	3	42	92.86
	3	PEIDAYESH Reza	8	24	3	-	-	3	100.0
	4	KASHFIA Ali	8	24	4	-	-	4	100.0
	5	SOLEIMANI Majid	8	24	37	-	6	43	86.05
	6	GOLKAR AZGHANDI Ali	8	24	15	-	4	19	78.95
	7	ASHOURI Farshid	8	24	46	2	11	59	74.58
	8	EIMERI Jalil	8	24	26	1	2	29	86.21
	9	ZIRAH I Isa	8	24	2	-	4	6	33.33
	10	FIROUZI Parviz	8	24	44	1	9	54	79.63
	11	SALAVATIAN Aliakbar	8	24	12	-	1	13	92.31
	12	BEHRAVAN Hojat	8	24	28	1	2	31	87.10
	Team Totals		8	24	259	5	44	308	82.47


Legend:


Exc	Excellent	Cont	Continues	Eff %	Efficiency %	Avg	Average per set	MP	Matches Played
SP	Team Sets Played								

PRNVS000001A8.00085A 00102820:23V030



Scoring Attackers		Rk	Name	NPC	MP	SP	Succ	Faults	Cont	Total	Succ %
	1	Islamic Republic of Iran	IRI	8	24	277	113	369	759	36.50	
	2	Germany	GER	8	26	312	183	413	908	34.36	
	3	Egypt	EGY	8	25	300	146	456	902	33.26	
	4	Netherlands	NED	8	27	272	129	426	827	32.89	
	5	Bosnia & Herzegovina	BIH	8	26	293	176	427	896	32.70	
	6	Hungary	HUN	8	24	209	120	336	665	31.43	
	7	Finland	FIN	8	28	298	150	501	949	31.40	
	8	Japan	JPN	7	23	206	172	399	777	26.51	
	9	Korea	KOR	7	23	187	138	381	706	26.49	
	10	United States of America	USA	7	22	105	145	257	507	20.71	
	11	Australia	AUS	7	25	119	105	381	605	19.67	
	12	Libyan Arab Jamahiriya	LBA	8	27	92	120	306	518	17.76	
Total Tournament					46	150	2670	1697	4652	9019	29.60


Scoring Blockers		Rk	Name	NPC	MP	SP	Succ	Faults	Cont	Total	Avg
	1	Hungary	HUN	8	24	91	122	214	427	3.79	
	2	Netherlands	NED	8	27	98	135	200	433	3.63	
	3	Islamic Republic of Iran	IRI	8	24	76	96	174	346	3.17	
	4	Germany	GER	8	26	76	111	211	398	2.92	
	5	Finland	FIN	8	28	76	129	206	411	2.71	
	6	Bosnia & Herzegovina	BIH	8	26	66	151	210	427	2.54	
	7	Australia	AUS	7	25	61	130	136	327	2.44	
	8	Egypt	EGY	8	25	59	125	183	367	2.36	
		United States of America	USA	7	22	52	103	128	283	2.36	
	10	Korea	KOR	7	23	42	125	121	288	1.83	
	11	Japan	JPN	7	23	31	69	121	221	1.35	
	12	Libyan Arab Jamahiriya	LBA	8	27	27	80	100	207	1.00	
Total Tournament					46	150	755	1376	2004	4135	5.03


Scoring Servers		Rk	Name	NPC	MP	SP	Succ	Faults	Cont	Total	Avg
	1	Islamic Republic of Iran	IRI	8	24	71	24	492	587	2.96	
	2	Germany	GER	8	26	52	52	515	619	2.00	
	3	Hungary	HUN	8	24	47	36	455	538	1.96	
	4	Bosnia & Herzegovina	BIH	8	26	40	37	508	585	1.54	
	5	United States of America	USA	7	22	31	72	194	297	1.41	
	6	Egypt	EGY	8	25	34	25	531	590	1.36	
	7	Korea	KOR	7	23	31	45	356	432	1.35	
	8	Netherlands	NED	8	27	33	37	523	593	1.22	
		Japan	JPN	7	23	28	35	399	462	1.22	
	10	Finland	FIN	8	28	34	30	543	607	1.21	
	11	Australia	AUS	7	25	28	55	330	413	1.12	
	12	Libyan Arab Jamahiriya	LBA	8	27	29	35	345	409	1.07	
Total Tournament					46	150	458	483	5191	6132	3.05


**Legend:**

<b>Rk</b>	Rank	<b>Succ</b>	Successes	<b>Cont</b>	Continues	<b>Succ %</b>	Success %	<b>Avg</b>	Average per set
<b>MP</b>	Matches Played	<b>SP</b>	Sets Played						



Non-Scoring Diggers		Rk	Name	NPC	MP	SP	Exc	Faults	Cont	Total	Avg
	1	Egypt	EGY	8	25	398	77	162	637	15.92	
	2	Islamic Republic of Iran	IRI	8	24	363	66	99	528	15.13	
	3	Japan	JPN	7	23	334	122	137	593	14.52	
	4	Bosnia & Herzegovina	BIH	8	26	361	79	124	564	13.88	
	5	Finland	FIN	8	28	388	116	187	691	13.86	
	6	Germany	GER	8	26	331	106	257	694	12.73	
	7	Korea	KOR	7	23	266	105	157	528	11.57	
	8	Hungary	HUN	8	24	274	115	199	588	11.42	
	9	Netherlands	NED	8	27	307	118	168	593	11.37	
	10	Australia	AUS	7	25	178	143	188	509	7.12	
	11	United States of America	USA	7	22	156	102	136	394	7.09	
	12	Libyan Arab Jamahiriya	LBA	8	27	99	171	295	565	3.67	
Total Tournament					46	150	3455	1320	2109	6884	23.03

Non-Scoring Setters		Rk	Name	NPC	MP	SP	Exc	Faults	Cont	Total	Avg
	1	Germany	GER	8	26	274	8	508	790	10.54	
	2	Islamic Republic of Iran	IRI	8	24	222	6	400	628	9.25	
	3	Egypt	EGY	8	25	230	14	491	735	9.20	
	4	Bosnia & Herzegovina	BIH	8	26	230	9	486	725	8.85	
	5	Netherlands	NED	8	27	223	11	469	703	8.26	
	6	Finland	FIN	8	28	228	8	499	735	8.14	
	7	Japan	JPN	7	23	175	9	524	708	7.61	
	8	Hungary	HUN	8	24	162	11	387	560	6.75	
	9	Korea	KOR	7	23	136	8	388	532	5.91	
	10	United States of America	USA	7	22	74	13	322	409	3.36	
	11	Australia	AUS	7	25	67	16	372	455	2.68	
	12	Libyan Arab Jamahiriya	LBA	8	27	53	21	324	398	1.96	
Total Tournament					46	150	2074	134	5170	7378	13.83

Non-Scoring Receivers		Rk	Name	NPC	MP	SP	Exc	Faults	Cont	Total	Eff %
	1	Netherlands	NED	8	27	373	17	38	428	83.18	
	2	Germany	GER	8	26	404	13	55	472	82.84	
	3	Islamic Republic of Iran	IRI	8	24	259	5	44	308	82.47	
	4	Finland	FIN	8	28	397	15	54	466	81.97	
	5	Egypt	EGY	8	25	334	9	64	407	79.85	
	6	Bosnia & Herzegovina	BIH	8	26	351	15	81	447	75.17	
	7	Japan	JPN	7	23	328	28	67	423	70.92	
	8	Hungary	HUN	8	24	271	29	102	402	60.20	
	9	Australia	AUS	7	25	324	45	97	466	59.87	
	10	Libyan Arab Jamahiriya	LBA	8	27	301	62	123	486	49.18	
	11	Korea	KOR	7	23	219	28	170	417	45.80	
	12	United States of America	USA	7	22	250	59	132	441	43.31	
Total Tournament					46	150	3811	325	1027	5163	67.52

**Legend:**


<b>Rk</b>	Rank	<b>Exc</b>	Excellent	<b>Cont</b>	Continues	<b>Eff %</b>	Efficiency %	<b>Avg</b>	Average per set
<b>MP</b>	Matches Played	<b>SP</b>	Sets Played						


PRNVS000001A9.00084A 00102820:23V070

## BIH · Bosnia & Herzegovina

After 8 Matches

 Scoring Attackers	No	Name	MP	SP	Succ	Faults	Cont	Total	Succ %
	1	GODINJAK Ismet	8	26	55	28	57	140	39.29
	2	MANKO Adnan	8	26	29	13	68	110	26.36
	3	NUHANOVIC Sevko	8	26	13	5	11	29	44.83
	4	IBRAKOVIC Edin	8	26	18	17	36	71	25.35
	5	MEDIC Asim	8	26	42	21	90	153	27.45
	6	CAUSEVIC Fikret	8	26	14	8	9	31	45.16
	7	MAHMIC Zikret	8	26	59	39	55	153	38.56
	8	HAMZIC Dzevad	8	26	29	19	36	84	34.52
	9	SALKIC Nedzad	8	26	2	1	2	5	40.00
	10	CISIJA Abid	8	26	1	-	3	4	25.00
	11	DELALIC Sabahudin	8	26	24	17	53	94	25.53
	12	ALIC Nevzet	8	26	7	8	7	22	31.82
<b>Team Totals</b>		8	26	293	176	427	896	32.70	

 Scoring Blockers	No	Name	MP	SP	Succ	Faults	Cont	Total	Avg
	1	GODINJAK Ismet	8	26	3	17	29	49	0.12
	2	MANKO Adnan	8	26	18	27	41	86	0.69
	3	NUHANOVIC Sevko	8	26	2	4	6	12	0.08
	4	IBRAKOVIC Edin	8	26	6	9	21	36	0.23
	5	MEDIC Asim	8	26	12	28	28	68	0.46
	6	CAUSEVIC Fikret	8	26	-	2	6	8	0.00
	7	MAHMIC Zikret	8	26	7	21	15	43	0.27
	8	HAMZIC Dzevad	8	26	5	8	19	32	0.19
	9	SALKIC Nedzad	8	26	-	-	-	-	0.00
	10	CISIJA Abid	8	26	-	1	1	2	0.00
	11	DELALIC Sabahudin	8	26	11	32	41	84	0.42
	12	ALIC Nevzet	8	26	2	2	3	7	0.08
<b>Team Totals</b>		8	26	66	151	210	427	2.54	

 Scoring Servers	No	Name	MP	SP	Succ	Faults	Cont	Total	Avg
	1	GODINJAK Ismet	8	26	2	2	51	55	0.08
	2	MANKO Adnan	8	26	5	8	72	85	0.19
	3	NUHANOVIC Sevko	8	26	2	1	18	21	0.08
	4	IBRAKOVIC Edin	8	26	1	1	59	61	0.04
	5	MEDIC Asim	8	26	8	4	73	85	0.31
	6	CAUSEVIC Fikret	8	26	3	4	18	25	0.12
	7	MAHMIC Zikret	8	26	10	10	51	71	0.38
	8	HAMZIC Dzevad	8	26	3	2	49	54	0.12
	9	SALKIC Nedzad	8	26	-	-	-	-	0.00
	10	CISIJA Abid	8	26	1	1	7	9	0.04
	11	DELALIC Sabahudin	8	26	5	3	100	108	0.19
	12	ALIC Nevzet	8	26	-	1	10	11	0.00
<b>Team Totals</b>		8	26	40	37	508	585	1.54	

<b>Team</b>	<b>Opponent Errors &amp; Team Faults</b>	194	50
-------------	--	-----	----

**Legend:**

<b>Succ</b> Successes	<b>Cont</b> Continues	<b>Succ %</b> Success %	<b>Avg</b> Average per set	<b>MP</b> Matches Played
<b>SP</b> Team Sets Played				

## BIH · Bosnia & Herzegovina

After 8 Matches

Non-Scoring Diggers	No	Name	MP	SP	Exc	Faults	Cont	Total	Avg
	1	GODINJAK Ismet	8	26	43	11	19	73	1.65
	2	MANKO Adnan	8	26	65	21	19	105	2.50
	3	NUHANOVIC Sevko	8	26	-	1	1	2	0.00
	4	IBRAKOVIC Edin	8	26	5	3	5	13	0.19
	5	MEDIC Asim	8	26	55	9	22	86	2.12
	6	CAUSEVIC Fikret	8	26	8	1	4	13	0.31
	7	MAHMIC Zikret	8	26	44	11	18	73	1.69
	8	HAMZIC Dzevad	8	26	22	4	9	35	0.85
	9	SALKIC Nedzad	8	26	59	8	8	75	2.27
	10	CISIJA Abid	8	26	1	1	1	3	0.04
	11	DELALIC Sabahudin	8	26	48	8	17	73	1.85
	12	ALIC Nevzet	8	26	11	1	-	12	0.42
	Team Totals		8	26	361	79	124	564	13.88

Non-Scoring Setters	No	Name	MP	SP	Exc	Faults	Cont	Total	Avg
	1	GODINJAK Ismet	8	26	9	1	39	49	0.35
	2	MANKO Adnan	8	26	73	6	123	202	2.81
	3	NUHANOVIC Sevko	8	26	1	-	-	1	0.04
	4	IBRAKOVIC Edin	8	26	2	-	8	10	0.08
	5	MEDIC Asim	8	26	13	-	30	43	0.50
	6	CAUSEVIC Fikret	8	26	-	-	1	1	0.00
	7	MAHMIC Zikret	8	26	2	1	26	29	0.08
	8	HAMZIC Dzevad	8	26	4	1	8	13	0.15
	9	SALKIC Nedzad	8	26	1	-	11	12	0.04
	10	CISIJA Abid	8	26	9	-	10	19	0.35
	11	DELALIC Sabahudin	8	26	113	-	229	342	4.35
	12	ALIC Nevzet	8	26	3	-	1	4	0.12
	Team Totals		8	26	230	9	486	725	8.85

Non-Scoring Receivers	No	Name	MP	SP	Exc	Faults	Cont	Total	Eff %
	1	GODINJAK Ismet	8	26	47	1	6	54	85.19
	2	MANKO Adnan	8	26	70	6	13	89	71.91
	3	NUHANOVIC Sevko	8	26	-	-	-	-	0.00
	4	IBRAKOVIC Edin	8	26	5	-	-	5	100.0
	5	MEDIC Asim	8	26	21	2	8	31	61.29
	6	CAUSEVIC Fikret	8	26	14	1	7	22	59.09
	7	MAHMIC Zikret	8	26	49	1	13	63	76.19
	8	HAMZIC Dzevad	8	26	12	-	1	13	92.31
	9	SALKIC Nedzad	8	26	65	4	14	83	73.49
	10	CISIJA Abid	8	26	2	-	2	4	50.00
	11	DELALIC Sabahudin	8	26	62	-	16	78	79.49
	12	ALIC Nevzet	8	26	4	-	1	5	80.00
	Team Totals		8	26	351	15	81	447	75.17

Legend:

Exc	Excellent	Cont	Continues	Exc %	Efficiency %	Avg	Average per set	MP	Matches Played
SP	Team Sets Played								



PRNVS000001AA.00085B 00102820:23V030




### BEST SCORERS


Rk	No	Name	NPC	%	MP	SP	Attack	Block	Serve	Total
1	14	MANYAK Attila	HUN	32.3	8	24	87	14	11	112
2	9	SCHRAPP Juergen	GER	24.3	8	26	82	16	9	107
3	8	MIMBERG Dirk	GER	23.4	8	26	86	14	3	103
4	8	MELANEN Lauri	FIN	23.8	8	28	81	10	6	97
5	3	AALDERS Henk	NED	23.6	8	27	75	12	8	95
6	1	TOP Pieter	NED	21.1	8	27	59	22	4	85
7	8	TANAKA Koji	JPN	31.7	7	23	74	8	2	84
8	1	ELSHAWIKH Hesham	EGY	20.6	8	25	61	15	5	81
9	12	ABD ELYAZID Mohamed	EGY	19.8	8	25	54	14	10	78
10	7	MAHMIC Zikret	BIH	19.0	8	26	59	7	10	76
11	9	TUOMINEN Veli-Matti	FIN	17.9	8	28	50	14	9	73
12	8	KIM Sung-Hoon	KOR	26.9	7	23	49	16	5	70
13	5	SOLEIMANI Majid	IRI	16.0	8	24	32	16	20	68
14	10	FIROUZI Parviz	IRI	15.8	8	24	47	16	4	67
	12	BARSCHE Steffen	GER	15.2	8	26	46	13	8	67
	15	MAKAROVSKI Sandor	HUN	19.3	8	24	39	25	3	67
17	1	KATO Masahiko	JPN	24.5	7	23	52	8	5	65
18	12	BEHRVAN Hojat	IRI	14.9	8	24	49	8	6	63
19	9	HUSSEIN Mohamed	EGY	15.8	8	25	58	2	2	62
	5	MEDIC Asim	BIH	15.5	8	26	42	12	8	62
21	1	GODINJAK Ismet	BIH	15.0	8	26	55	3	2	60
	3	HASSAN Yasser	EGY	15.3	8	25	42	10	8	60
23	8	SOBCZAK Greg	AUS	27.9	7	25	25	18	15	58
24	11	VENAELAINEN Olavi	FIN	13.5	8	28	42	10	3	55
25	15	JOHNSON Bradley	USA	28.7	7	22	32	18	4	54
26	2	MANKO Adnan	BIH	13.0	8	26	29	18	5	52
27	7	ROWORTH Brett	AUS	23.1	7	25	33	9	6	48
28	6	GOLKAR AZGHANDI Ali	IRI	11.1	8	24	33	6	8	47
29	12	VERSTAPPEN Johan	NED	11.4	8	27	27	13	6	46
30	1	YOON Chul-Ho	KOR	17.3	7	23	31	5	9	45
31	5	EL BAHAEY Taher	EGY	11.2	8	25	35	4	5	44
	4	LAINEN Jukka	FIN	10.8	8	28	33	8	3	44
	10	PULLI Matti	FIN	10.8	8	28	28	16	0	44
34	3	RENGER Thomas	GER	9.8	8	26	36	5	2	43
	8	TIMMERMAN Edwin	NED	10.7	8	27	30	12	1	43
36	6	KANG Duck-Chan	KOR	16.2	7	23	29	7	6	42
37	3	PEIDAYESH Reza	IRI	9.7	8	24	33	6	2	41
38	11	DELALIC Sabahudin	BIH	10.0	8	26	24	11	5	40
39	6	KAPIAINEN Petri	FIN	9.6	8	28	30	7	2	39
	9	TIBBEN Stefan	NED	9.7	8	27	27	11	1	39
<b>Total Tournament</b>					46	150	2670	755	458	3883


NOTE: 40 players are listed; except where ties would extend the list beyond 40 in which case the tied players are not listed.

Legend:							
Rk	Rank	%	% of points won by all players in team	MP	Matches Played	SP	Team Sets Played




Scoring Attackers		Rk	No	Name	NPC	MP	SP	Succ	Faults	Cont	Total	Succ %
	1	9	SCHRAPP Juergen	GER	8	26	82	35	83	200	41.00	
	2	1	GODINJAK Ismet	BIH	8	26	55	28	57	140	39.29	
	3	14	MANYAK Attila	HUN	8	24	87	37	101	225	38.67	
	4	7	MAHMIC Zikret	BIH	8	26	59	39	55	153	38.56	
	5	8	TANAKA Koji	JPN	7	23	74	53	70	197	37.56	
	6	8	MELANEN Lauri	FIN	8	28	81	33	105	219	36.99	
	7	1	ELSHAWIKH Hesham	EGY	8	25	61	26	78	165	36.97	
	8	8	MIMBERG Dirk	GER	8	26	86	46	101	233	36.91	
	9	3	AALDERS Henk	NED	8	27	75	28	104	207	36.23	
	10	8	KIM Sung-Hoon	KOR	7	23	49	30	57	136	36.03	
Limit Percentage 15.00%				Total Tournament		46	150	2670	1697	4652	9019	29.60


Scoring Blockers		Rk	No	Name	NPC	MP	SP	Succ	Faults	Cont	Total	Avg
	1	15	MAKAROVSKI Sandor	HUN	8	24	25	32	51	108	1.04	
	2	15	JOHNSON Bradley	USA	7	22	18	18	33	69	0.82	
	3	1	TOP Pieter	NED	8	27	22	19	31	72	0.81	
	4	8	SOBCZAK Greg	AUS	7	25	18	34	38	90	0.72	
	5	8	KIM Sung-Hoon	KOR	7	23	16	21	25	62	0.70	
	6	2	MANKO Adnan	BIH	8	26	18	27	41	86	0.69	
	7	5	SOLEIMANI Majid	IRI	8	24	16	17	36	69	0.67	
	10		FIROUZI Parviz	IRI	8	24	16	13	17	46	0.67	
	9	9	SCHRAPP Juergen	GER	8	26	16	19	29	64	0.62	
	10	1	ELSHAWIKH Hesham	EGY	8	25	15	27	50	92	0.60	
				Total Tournament		46	150	755	1376	2004	4135	5.03


Scoring Servers		Rk	No	Name	NPC	MP	SP	Succ	Faults	Cont	Total	Avg
	1	5	SOLEIMANI Majid	IRI	8	24	20	4	67	91	0.83	
	2	8	SOBCZAK Greg	AUS	7	25	15	16	41	72	0.60	
	3	14	MANYAK Attila	HUN	8	24	11	6	49	66	0.46	
	4	12	ABD ELYAZID Mohamed	EGY	8	25	10	4	96	110	0.40	
	5	1	YOON Chul-Ho	KOR	7	23	9	8	70	87	0.39	
	6	7	DOMOKOS Andras	HUN	8	24	9	7	75	91	0.38	
	7		MAHMIC Zikret	BIH	8	26	10	10	51	71	0.38	
	2		RAHIMI Mohammadreza	IRI	8	24	9	1	51	61	0.38	
	9	9	SCHRAPP Juergen	GER	8	26	9	7	85	101	0.35	
	10	6	GOLKAR AZGHANDI Ali	IRI	8	24	8	3	47	58	0.33	
				Total Tournament		46	150	458	483	5191	6132	3.05

NOTE: 10 players are listed per skill; except where ties would extend the list beyond 10 in which case the tied players are not listed.

Legend:		Succ	Cont	Succ %	Avg
Rk	Rank	Successes	Continues	Success %	Average per set
MP	Matches Played	SP	Team Sets Played		

Non-Scoring Diggers		Rk	No	Name	NPC	MP	SP	Exc	Faults	Cont	Total	Avg
	1	9	KOVACS Laszlo	HUN	8	24	74	19	47	140	3.08	
	2	5	KIM Bong-Ju	KOR	7	23	70	19	25	114	3.04	
	3	11	VENAELAEINEN Olavi	FIN	8	28	83	20	38	141	2.96	
		12	ABD ELYAZID Mohamed	EGY	8	25	74	15	22	111	2.96	
	5	1	YOON Chul-Ho	KOR	7	23	64	16	38	118	2.78	
		8	TANAKA Koji	JPN	7	23	64	11	17	92	2.78	
	7	3	HASSAN Yasser	EGY	8	25	67	8	28	103	2.68	
	8	7	NAKAYAMA Robert	JPN	7	23	60	22	27	109	2.61	
	9	2	MANKO Adnan	BIH	8	26	65	21	19	105	2.50	
	10	8	ABD ELLATIF Abd Elnabi	EGY	8	25	60	10	18	88	2.40	
	Total Tournament						46	150	3455	1320	2109	6884

Non-Scoring Setters		Rk	No	Name	NPC	MP	SP	Exc	Faults	Cont	Total	Avg
	1	6	SOICKE Siegmund	GER	8	26	134	2	207	343	5.15	
	2	4	OONK Alfred	NED	8	27	119	3	230	352	4.41	
	3	11	DELALIC Sabahudin	BIH	8	26	113	-	229	342	4.35	
	4	2	STETTNER Ferenc	GER	8	26	106	2	177	285	4.08	
	5	3	HASSAN Yasser	EGY	8	25	100	3	172	275	4.00	
	6	7	NAKAYAMA Robert	JPN	7	23	81	2	187	270	3.52	
	7	10	PULLI Matti	FIN	8	28	97	1	198	296	3.46	
	8	5	EL BAHAEY Taher	EGY	8	25	82	5	173	260	3.28	
	9	7	DOMOKOS Andras	HUN	8	24	73	4	116	193	3.04	
	10	4	LAINÉ Jukka	FIN	8	28	81	5	143	229	2.89	
Total Tournament						46	150	2074	134	5170	7378	13.83

Non-Scoring Receivers		Rk	No	Name	NPC	MP	SP	Exc	Faults	Cont	Total	Eff %
	1	8	ABD ELLATIF Abd Elnabi	EGY	8	25	92	2	8	102	88.24	
	2	5	VENDERBOSCH Andre	NED	8	27	127	4	14	145	84.83	
	3	12	ABD ELYAZID Mohamed	EGY	8	25	84	2	21	107	76.64	
	4	11	NORTH Brant	AUS	7	25	102	7	16	125	76.00	
	5	9	KOVACS Laszlo	HUN	8	24	100	10	27	137	65.69	
	6	5	KIM Bong-Ju	KOR	7	23	70	3	52	125	53.60	
		3	RENGER Thomas	GER	8	26	100	2	13	115		
		9	ABDELGADER SALEH Saleh Ibrahim	LBA	8	27	68	8	22	98		
		1	TOP Pieter	NED	8	27	85	1	10	96		
		11	VENAELAEINEN Olavi	FIN	8	28	87	2	3	92		
	Total Tournament						46	150	3811	325	1027	5163
Limit Percentage 25.00%												

NOTE: 10 players are listed per skill; except where ties would extend the list beyond 10 in which case the tied players are not listed.

Legend:		Exc	Cont	Eff %	Avg
Rk	Rank	Excellent	Continues	Efficiency %	Average per set
MP	Matches Played	SP	Team Sets Played		